

2022

Season in Review



PITTSBURGH STEELERS COMMUNICATIONS

Burt Lauten - Senior Director of Communications
 Michael Bertsch - Communications Manager
 Angela Tegnella - Communications Coordinator
 MacKaiya Cherry - Communications Assistant/Social Media
 Emily Mears - Communications Intern



UPMC ROONEY SPORTS COMPLEX

PITTSBURGH STEELERS

3400 South Water Street • Pittsburgh, PA 15203
 412-432-7820

PITTSBURGH STEELERS

2022 SEASON IN-REVIEW

WHAT'S INSIDE

2	Table of Contents	276	Opp. Drive Production (GBG)
3	Covering The Steelers	277-278	Scoring Drives
4-7	Tomlin Final Press Conference	279	Opp. Scoring Drives
SEASON IN REVIEW		280	Long Drives
9-41	Team Notes	281	Opp. Long Drives
42	Mike Tomlin's Record When	282	Red-Zone Efficiency
43-54	Mike Tomlin Notes	283	Opp. Red-Zone Efficiency
54	Team Offense Notes	284	Yards Gained by Down
55-63	Individual Offense Notes	285	Third Down Efficiency/Opponent
64-68	Team Defense Notes	286	Fourth Down Efficiency/Opponent
68-78	Individual Defense Notes	287-291	Defensive Summaries
78-81	Individual Special Team Notes	292	Defensive Stats (GBG)
82	NFL Standings & Results	293	Team Rankings
83	Steelers Record When	294	Week-by-Week NFL Rankings
84-100	Game Summaries	295	Offense Stats (GBG)
101-105	Weekly Division Playoff Race	296	Defense Stats (GBG)
106	All-Time NFL Rankings	297	Turnover Chart
107-111	All-Time Individual Leaders	298	Takeaway/Giveaway Chart
112	Starting QB Records	299-300	Individual GBG (Passing)
113-114	Rushing Combinations	301-302	Individual GBG (Rushing)
115-116	Receiving Combinations	303-304	Individual GBG (Receiving)
117	Steelers In Domes	305-307	Individual GBG (Defense)
118-120	The Last Time (Regular Season)	308	Individual GBG (Fumble Returns)
121-123	The Last Time (Postseason)	309	Individual GBG (Int. Returns)
FINAL ROSTERS		310-311	Individual GBG (Special Teams)
125	Alphabetical Roster	312	Individual GBG (Punting)
126	Numerical Roster	313	Individual GBG (Field Goals)
127	Positional Roster	314	Individual GBG (Kickoff Returns)
128	Roster by Experience	315	Individual GBG (Punt Returns)
129	How the Steelers Were Built	POSTSEASON HISTORY	
130	Depth Chart	317-343	Postseason Game Summaries
131-133	Transactions	344-351	Super Bowl Game Summaries
STEELERS		352-364	Postseason Record Book
135-256	Updated Player Bios		
FINAL STATISTICS			
258	Results/Team & Individual Stats		
259	Defensive Stats		
260	Special Team Tackles		
261	Starting Lineups		
262	Player Participation		
263-264	Individual Game Highlights		
265	Big Yardage Games		
266	Big Pass Plays (20+)		
267	Big Run Plays (10+)		
268	Big Plays (GBG)		
269	Opponent Big Plays (GBG)		
270	Big Returns/Opponent		
271-273	Drive Charts		
274	Opening Charts		
275	Drive Production (GBG)		



PRESEASON SCHEDULE (3-0)

Day	Date	Opponent	TV	Result
Sat.	Aug. 13	Seattle		W, 32-25
Sat.	Aug. 20	at Jacksonville		W, 16-15
Sun.	Aug. 28	Detroit		W, 19-9

REGULAR SEASON SCHEDULE (9-8)

Day	Date	Opponent	TV	Result
Sun.	Sept. 11	at Cincinnati		W, 23-20 (ot)
Sun.	Sept. 18	New England		L, 14-17
Thur.	Sept. 22	at Cleveland		L, 17-29
Sun.	Oct. 2	N.Y. Jets		L, 20-24
Sun.	Oct. 9	at Buffalo		L, 3-38
Sun.	Oct. 16	Tampa Bay	FOX	W, 20-18
Sun.	Oct. 23	at Miami	NBC	L, 10-16
Sun.	Oct. 30	at Philadelphia		L, 13-35

BYE WEEK

Sun.	Nov. 13	New Orleans	FOX	W, 20-10
Sun.	Nov. 20	Cincinnati		L, 30-37
Mon.	Nov. 28	at Indianapolis	ESPN	W, 24-17
Sun.	Dec. 4	at Atlanta		W, 19-16
Sun.	Dec. 11	Baltimore		L, 14-16
Sun.	Dec. 18	at Carolina		W, 24-16
Sat.	Dec. 24	Las Vegas	NFL Network	W, 13-10
Sun.	Jan. 1	at Baltimore	NBC	W, 16-13
Sun.	Jan. 8	Cleveland		W, 28-14

NOTE: All times are Eastern

Home games in BOLD

2022 POSTSEASON SCHEDULE

Day	Date	Game
Sat.-Mon.	Jan. 14-16	Wildcard Playoff Games
Sun.	Jan. 22	Divisional Playoff Games
Trans.	Jan. 29	Conference Championships
Sun.	Feb. 12	Super Bowl LVII (Glendale, AZ)

2023 OPPONENTS

HOME	AWAY
Baltimore Ravens	Baltimore Ravens
Cincinnati Bengals	Cincinnati Bengals
Cleveland Browns	Cleveland Browns
Arizona Cardinals	Houston Texans
Green Bay Packers	Indianapolis Colts
Jacksonville Jaguars	Las Vegas Raiders
New England Patriots	L.A. Rams
San Francisco 49ers	Seattle Seahawks
Tennessee Titans	

WWW.STEELERS.COM

For the most up-to-date information on the Pittsburgh Steelers, visit the official website at www.steelers.com. Updated daily, the website has the most extensive information and comprehensive news on the Steelers.

PITTSBURGH STEELERS ON OMG

- The Steelers media website is www.NFLOMG.com. Please follow the link and click on the Steelers logo to access the team's page.
- For general access to the NFL OMG site, use the following user name (steelersmedia) and password (steelersmedia).
- For customized access to the NFL OMG site, please email **Michael Bertsch** at BertschM@steelers.nfl.com, **Angela Tegnella** at TegnellaA@steelers.nfl.com and/or **Emily Mears** at MearsE@steelers.nfl.com. An account will be setup that utilizes your email address as your username and "SteelersMedia" as your password.
- The Steelers interactive site will contain the complete 2022 Media Guide, all weekly game releases, player bios and rosters, Steelers staff information and bios, weekly flip cards, a game tracker, all Steelers team and individual records and statistics, Steelers historical information, daily press releases and transcripts and much more.
- The game releases and media guide are updated weekly during the season and available in a PDF format. Team notes, player bios, team and individual records, miscellaneous stats and game summaries are updated following each game and posted on the site.
- On gamedays, the site will host live statistics, updated player notes, postgame quotes and more. It is an easy-to-use, one-stop shop for all media needs and information regarding the Steelers.
- Starting in 2022, the Steelers Communications department will accept credential requests through <https://www.nflomg.com/members/main/credentialing> for all home games. The credential site will be available 24 hours a day, seven days a week. The site serves as the team's only media credentialing system. A credential must be requested by an editor through the website in order to cover Steelers' home games. Emailed requests will not be accepted.

NFLCOMMUNICATIONS.COM

- Journalists worldwide have access to the dedicated media website featuring news from the NFL and its teams. Daily releases, statistics, domestic and international NFL updates and other information about the NFL are available.

OFFICIAL STEELERS WEBSITE

- Media and fans can read about the latest Steelers news on the official Steelers website. The site, www.steelers.com, features breaking news statistics, player biographies and much more.

STEELERS NATION HD RADIO

- Steelers Nation Radio is a 24-hour/day HD radio station dedicated specifically to the Pittsburgh Steelers. It can be heard on www.steelers.com, the official Steelers app or the iHeart app on your smartphone, and at 102.5 WDVE HD2.
- A daily schedule of what is on Steelers Nation HD Radio is available at www.facebook.com/steelersnationradio.

STEELERS RADIO COVERAGE

For the 24th consecutive year, WDVE-FM (102.5) and WBGG-AM (970) are carrying all Steelers games.

Additionally, Steelers games can be heard on a 48-station network spanning Pennsylvania, West Virginia, Ohio, Maryland, New York and South Carolina. All Steelers games will be broadcast in both English and Spanish on Steelers.com.

For the 29th straight season, Bill Hillgrove serves as the "Voice of the Steelers" and handles play-by-play duties for the broadcast. Joining Hillgrove for his 21st season is former Steelers offensive lineman Craig Wolfley, who provides analysis. In her fourth year, Missi Matthews will be on the sideline throughout the regular season. Former Steelers offensive lineman Max Starks will provide sideline analysis.

Fans in Mexico can also listen to Steelers broadcasts on Grupo Imagen and games are heard on www.steelers.com/espanol. Stations on the Steelers Radio Network include:

FLAGSHIP STATIONS

WDVE-FM (102.5), WBGG-AM (970)

AFFILIATES

PENNSYLVANIA

Altoona-WVAM (1430)
Altoona-WRKY (104.9)
Beaver Falls-WBVP (1230)
Beaver Falls-WMBM (1460)
Bedford-WBVE (107.5)
Butler-WISR (680)
Chambersburg-WCHA (800)
Clarendon-WKBN (104.3)
Clarion-WCCR (92.7)
Cooperstown-WUUZ (107.7)
DuBois-WIFT (102.1)
DuBois-WKFT (101.3)
Erie-WRKT (104.9)
Johnstown-WNTJ (1490)
Johnstown-WRWK (99.1)
Latrobe-WCNB (1480)
Milton-WVLY (100.9)
Saegertown-WUZZ (94.3)
Somerset-WNTI (990)
Starview-WONN (92.7)
State College-WQWK (1450)

PENNSYLVANIA (MORE)

Uniontown-WMBB (590)
Washington-WJPA (1450)
Williamsport-WCXR (99.3)
Williamsport-WZXR (103.7)

MARYLAND

Cumberland-WRQE (106.1)
Hagerstown-WHAG (1410)

OHIO

Fremont-WOHF (92.1)
Marietta-WJAW (630)
Youngstown-WNIO (1390)

VIRGINIA

Vienna-WDMX (100.1)

WEST VIRGINIA

Fairmont-WRLF (94.3)
Fairmont-WMMN (920)
New Martinsville-WXCR (92.3)

COMMUNICATIONS STAFF

Senior Director of Communications	Burt Lauten	lautenb@steelers.nfl.com	412-432-7821
Communications Manager	Michael Bertsch	bertschm@steelers.nfl.com	412-432-7822
Communications Coordinator	Angela Tegnella	tegnella@steelers.nfl.com	412-432-7820
Communications Assistant/Social Media	MacKaiya Cherry	cherrym@steelers.nfl.com	412-432-7893
Communications Intern	Emily Mears	mearse@steelers.nfl.com	412-432-7800 x6019

@STEELERSPRDEPT

The Steelers Communications Department has created a Twitter account for media to follow for news and information. The department's Twitter account is the primary platform for how the team disseminates news and information including press releases, media advisories, practice and media availability times and more.

Opening Statement:

Good afternoon. I guess as always, or as customary, I'll start with a quick assessment of our last performance. Wrapping a bow around yesterday.

As I said after the game, I was just really appreciative of the group's ability to focus and perform and deliver. Sometimes the last week of the season presents some challenges, some distractions and things, things going on inside your stadium, things going on outside your stadium. I just thought largely, our group did a really good job of kind of managing the speculation and all of those things, those variables, some within our control, some outside of our control, all week in prep and even in play leading up to the game and doing what was required to secure victory.

In terms of the game, I thought it was important that we win the line of scrimmage, that we work to minimize their run game and how they control games through their run game. I thought largely we were able to do that. I thought a component of doing that was being able to do it ourselves and possessing the ball and playing behind our run game and Najee [Harris] and so forth and I thought we were largely able to do that. Making some splash plays obviously was required. I thought some of the third-down conversions offensively, particularly late, were significant. We took the ball away some on defense, also significant. I thought we were able to stay after [Deshawn] Watson, and he is a big challenge in terms of his mobility and how he extends plays and the things he's able to do. Being in the stadium against a divisional team against him for the first time, I thought that was going to be a big component of play. We were able to get some things done and secure victory, and I'm thankful for that.

Larger picture, obviously, man, it comes to a screeching halt. It does for us. It does for a lot of others.

I asked my team to be singularly focused, and I'm willing to live that out. I stand before you today with kind of a lack of preparedness for this. To be quite honest with you, I was preparing to prepare to play a game. I'll acknowledge a couple things that have gone on this week, things that needs to transpire, necessary business this time of year and so forth, and tee it up and open some questions up.

We'll meet this afternoon with our team at 2 o'clock, talk about some end-of-the-year things and acknowledge some calendar-related things moving forward. Exit interviews and exit physicals are a component of those things. It's important that we do a really good job of wrapping a bow around what is the 2022 season. There's some physical work to be done. There's some planning to be done. Individually, collectively, players need to meet with positional coaches, coordinators, myself, strength coaches, trainers. There's a process.

The attention that we give the journey, we need to give the exit process. In a lot of ways, it tees up the beginning of 2023, particularly if someone needs some medical work done, it's better to sooner address that than later, to do a good job of making sure that we're addressing any ongoing medical issues that people might be dealing with. It's important to get a snapshot evaluation of what's transpired with them, give them a window of maybe what might lie ahead and the work that might be required of them in an effort to get better. Those are some of the things that will be going on. We'll be doing some of the things as a staff. I'll always put the players in front of the staffing in terms of meetings and evaluations. But there are a lot of ongoing necessary business things this time of year. I'm really just starting to sink my teeth into it, as again, as I mentioned, we're singularly focused. We don't prepare for failure.

We'll proceed methodically through this. We'll probably move a little slower than most of our peers, but we don't worry about the Joneses. We've got a business model, one that we believe in, and we'll be thorough in doing so and in assessing what transpired in an effort to tee up our next opportunity, and at the appropriate time we'll start work in that area.

I'll pause and open it up for questions.

When you look at the Baltimore game, the Cleveland game, you minimized their rush, and you outrushed them. What does that say about your desire for how you want to play?

I just think that's kind of a snapshot of NFL football, particularly in the waning weeks of the season. Weather becomes a factor and things of that nature, but it's also got something to do with the matchups of the teams and how the teams come together and their agenda relative to our agenda. Those two teams that you mentioned, they play behind their run game, so if you want to beat them the latter portions of the year, you'd better minimize it, and a major component of minimizing it is possessing it yourself. It's very true in those instances, but it's also true in a larger sense in terms of time of year and playing to our strengths and our makeups and our makeup at that particular time.

Philosophically were you guys a little conservative by design due to relative uncertainty with your skill position people, and would the next step be more splash, to put the pedal down?

Succinctly, yes. You guys know that I'm a fundamentalist; when I've got red paint, I paint my barn red, as a coach cliché. What you saw from us was what was appropriate, particularly over the second half of the year, in an effort to engineer victory. As we move forward, man, we're continually trying to get better and get better in all areas, and how does that shape and affect your personality? It does. It does in all three phases. It does individually and in totality. But it's our job as coaches to do what's required to engineer victory, particularly over the latter half of the year, and we did what we did to engineer victory.

How would you evaluate the job Matt Canada did and do you expect him to be back next year?

I thought he got better, just like our team got better. I'm not going to speculate about him or anyone as I stand here today. Just as I mentioned, we fight, and that fight has come to an end. I'm just beginning the process of transitioning in terms of wrapping a bow around it and looking and seeing what 2023 looks like. I'm just not there. We've got some work to do. But largely, I thought he got better in the ways that we got better, so it was encouraging.

As you go into these off-season evaluations and exit meetings and you're talking to Kenny Pickett, how much of his experience do you expect to factor into decisions with coaching staff like Matt Canada?

I'm not going to delve into the dynamics of my decision making. It doesn't serve me or us in any way to peel back that curtain. I have intimate conversations with everyone. Obviously, Kenny being our quarterback, that's going to happen. But the nature and the details of those conversations and how that leads to decision making will never be discussed in a forum like this.

You just mentioned in your opening comments about the business model that you guys believe in. The guys that you're doing business with have changed. It's your first full off-season without Kevin [Colbert], with Omar [Khan], with Sheldon [White] and with Andy [Weidl]. When it comes to a lot of the guys that you've got that are in their late 20s that are kind of getting to the end of their deals, are you looking to keep as many of those guys as possible and build on the last nine games, or is that an opportunity to reface the roster, so to speak?

Again, we've had zero conversations about how we move forward. We acknowledge that those conversations will be transpiring and some of them rather quickly because some of them are time sensitive. But to this point, zero conversations in that regard have been had, and that's a signature of how we do business, and that's probably why we're able to have the type of focus that's necessary to finish the way we finished this year, because we are not distracted by BS that lies ahead.

We are singularly focused about opponents that we're dealing with in the games that are in front of us, and now we transition to some of those discussions, but I don't have enough information or clarity in any of those discussions to kind of provide the answers that you're looking for.

Anecdotally, when you have a season that's there's such a split in terms of results from the first half to the second half, when you're evaluating the season, do you place more weight on what happens at the end regardless of whether it's good or bad?

I evaluate everything. You know, I just think that there's going to be a start to next season, and so if the start was not what you liked or wanted, you'd better evaluate that. I'll evaluate the season in totality. I'll evaluate components of the season, team development, how we manage the team through the season from a physical work standpoint, from an intellectual work standpoint, the rate at which we introduce schematic things, growth and development. There's just a lot of discussions to be had. Just rest assured that it will be evaluated in totality, but it will also be broken down into smaller pieces and evaluated in that way because that is equally necessary.

You said last off-season you were excited about having some uncertainty at the quarterback position. Seems like you found some certainty. What are you looking forward to about the next step in that process?

Growth. You guys know, here in Pittsburgh, we value the growth that has the potential to happen between Year 1 and Year 2. It's natural. They're no longer speculating about what this is. They've had a lap around the track. They've been in some hot situations. They've had some positive results. They've had some negative results. They understand the totality of this in terms of the total that it takes on them, mentally, physically, emotionally. I think all of those things that encompass the experience that is a rookie season is a good springboard to get better and to obviously do it with a quarterback, I'm really excited about that.

From a big-picture perspective, how do you evaluate your rookie class as a whole and how strong are those building blocks that they've set to go into the off season and next year?

A lot of guys had an opportunity to have roles and increasingly significant roles, and I'm thankful for their contributions, but I'm just beginning the process of going through it with a fine-tooth comb and assessing it in that way in terms of building their challenges individually for year two for them. But I will acknowledge, man, we've got some quality play from some young guys, which is exciting, but boy, there's a lot of meat on the bone, and we're excited about being a part of their process, too. That's another component of our business model that we don't run away from, we run to, the development of players. To be a component of their growth and development is significant for us and for them.

How important is this first off-season that all of your rookies will have? Huge. Huge. But that's not the first time you guys have heard me say that.

Pat Freiermuth, I know it's been a day, but is there any update or clarity? I think it can be characterized as an MCL sprain, non-surgical, so that's exciting for him.

Did you guys become more opponent specific with the defensive game plans? If so, how much was [Brian] Flores a part of that, and how did that go with him this year?

You're talking about over the course of the year?

Follow-up: Yeah.

I think it's a natural thing that you're more specific, opponent specific, division of labor specific as the season goes on. I just think with each passing week, you have more information, you have more information about yourselves and what you're capable of. You have more tangible information and less speculation about the personnel and the other people that you face and how they're utilizing it. I just think that that's in general something that happens in all three phases over the course of the season.

In terms of Brian's contributions, man, it was significant throughout. But we get significant contributions from a lot of assistants. Pat Meyer's contributions were significant throughout in terms of offensive game planning. I don't know what you mean by that.

Moving forward, do you feel like Kenny Pickett is the franchise quarterback? You know, I don't know what you guys mean by franchise quarterback. Is he our QB1? Yes. But there's a lot of silly responsibility that comes with that term. Everybody thinks they've got one, but not everybody has one and all of that. He's our starting quarterback. I'm not going to saddle him with that cliché that's overused in our game, in our business too much these days.

You've been bullish on Devin [Bush] most of the year. His participation dropped significantly the last couple weeks. Was any of that health-related, or were you rewarding the other guys, or did Devin maybe not meet the standard you were looking for?

Not health related, really game-specific related. As we were talking about earlier, the nature of play of those two teams that we played down the stretch specifically, it warranted us to do some things in terms of division of labor that minimized some of his opportunities to contribute. But we make those decisions week in and week out in a lot of areas. It's just football. It's trying to engineer victory.

How do you anticipate the quarterback room shaping up behind Kenny given that Mitch [Trubisky] and Mason [Rudolph] are two relatively young guys who still want a chance to be starters in this league?

You know, Mitch is under contract. Rudolph is scheduled for free agency. We'll see what happens.

You know you said you'll do your evaluation of things. But as far as you know has anybody indicated that they are retiring or leaving or not coming back, anything like that?

I've already received a request for Brian Flores, but there have not been any significant conversations among the staff about that. As I mentioned, we're singularly professionally focused. We acknowledge where we are this morning, but prior to this morning, we're trying to win football games and maybe prepare for another one.

Follow-up: Who was the request from?

I'm not going to get into that. I'm sure you guys will have that information sooner rather than later. It's on the street.

Follow-up: Can you specify whether that's for a head coaching job --

No, no, coordinator position.

Obviously, we saw the skill of George Pickens. Where did you see him from a maturity, character development standpoint as the season went on?

I think he progressed in ways that most of the rookies progress. I just think it's a natural thing when you're a young guy and you get put into a professional environment around grown men that you grow and grow at a rapid rate. I saw that from him. I thought the consistency of his play and his productivity kind of represented that growth. But it's a really natural thing.

I sometimes get resistant when I get asked about his maturity and character-related things because oftentimes I believe he got mischaracterized pre-draft. So that's why I'm combative at times and defensive when it comes to him. He's a quality young man. He is. He's professional. He's been really consistent in his work throughout. He loves football. He likes to work. We haven't seen a lot of things that we hear rumors about regarding in terms of him, and that's why we defend him.

Follow-up: I asked that because he mentioned that yesterday after the game, being mischaracterized, how he feels he was affected by that.

You know, and that's business, unfortunately, particularly at this level. But sometimes, particularly when they're young, they don't do a good job of managing it, and it can affect their growth and development, and when you're in my position, you'd better fight to defend that. That's why I do. Thankfully he's got a thick skin and he's a tough-minded kid, and it had very little bearing on his day-to-day and the spirit in which he played, all those sorts of things.

Outside of quarterback, are there any positions based off of performance over the course of the season that you feel like is a strength going into next season?

You know, I'm not going to get into that, bold predictions that guys have got to wear months from now. I'm just appreciative of the efforts of our guys. I'm disappointed that we're not working this week, and I'm committed to being better moving forward.

How do you assess Najee's performance, and do you feel like the injury maybe in camp slowed him down early in the season, or was it just a progression with the limelight?

Certainly, the missed time and team development slowed him down. I don't know that he played in any preseason games and things of that nature. He's a young guy. The skill relative to his position needs to be developed and honed in an effort to be game ready. He got on a moving train. That was well documented. I thought he got better with each passing day. He's a mentally tough guy. He's a competitor. So, I just thought his play got consistently better throughout, but also kind of expected it to be based on those reasonable variables and circumstances.

Did William Jackson have an injury after he got here? Is it the same injury he had before, and will he have a place going forward?

To be honest, I don't have a lot of detail. I think he was on the field one day. There was a lot going on that day. I don't know how much direct eyes I laid on him. I don't have a lot of information in that regard. I don't.

After the game Cam Heyward said something quizzical about if they want me back. Is there any reason we should be concerned or think that you would not?

Cam is the same type of guy that will put a tape job with his last name on the front of his helmet in a training camp-like setting. That's what makes him who he is. He takes none of this for granted, and that's just an expression of that. Just like when he puts his last name on his helmet in a training camp-like setting. He is special because he has a special approach, because he is legitimately humble and hardworking, and he takes none of this for granted, so that's probably what that was.

When it comes to Najee's leadership, everything off the field, how did you see him grow in those types of areas?

In natural ways in all areas, but that's a reasonable expectation of a guy from year one to year two, but it also speaks to who he is that he got elected captain in year two, and I think that with each passing day, he wore that in a more natural way. I think he always had a desire to do that and be what his team and his teammates needed him to be, but I think with each passing day, I think he just wore it the more natural way, and I think it's reasonable to expect it to continue.

With Dontae [Johnson], how did you see him grow and respond to some of the adversity that came his way throughout the season?

In the same ways that he's done throughout his time here, and that's what I mean when I'm talking about that we have a desire to be a part of the growth and development of players. We draft guys. We research guys, we draft guys. They play for us. They develop how they play for us. Guys like Dontae, Alex Highsmith and others are kind of examples of that. They've continually gotten better.

What did Pat Meyer bring to your offensive line?

He's a good communicator, good teacher. He challenges the guys. He does all the things that you want a guy in that space to do, formally and informally in terms of the growth and development of an individual and a collective. He's been really solid. I'll tell you this: Probably the most significant thing about the development of our offensive line is the availability of that group, the continuity required to grow is a major component of it, and we're thankful that not only do we have really good consistent in game performance with that group, but just good practice ability and consistency in that area from that group. It starts first with availability and then the work, and he did a good job shepherding that work.

You mentioned earlier how you ran your offense was appropriate because of the young personnel. Is it tricky to evaluate a coordinator when maybe his offense looked one way and he wasn't comfortable doing it another way. How do you evaluate that?

I'm paid to do tricky. It's all tricky. It's all layers to this. It's not checkers, it's chess. So, it's just life in our business.

The O-line starting every single game together this year, does that make it easier to evaluate their work, or does it make it more difficult because you didn't see it with different pieces in there for next season?

Again, I'm not going to hate the fact that we had consistent availability in the offensive line. I think they grew individually and collectively at an increased rate because of that. So, where that leads us moving forward, hopefully it is a springboard in terms of what transpires.

The negative consequences are maybe some of the backups that you have you didn't get an in-game evaluation on, but you do have an evaluation of the day-to-day, their preparedness, their professionalism. So that's just life in the business.

Last year you talked about enjoying being uncomfortable in the off-season, about how different it was. How different is the feeling going into this one knowing that there's more continuity maybe than losing a GM, the long-term quarterback --

I'm only a couple hours into it. I have no idea. Like I said when I got out of bed this morning, I just had to come to grips with the fact that I wasn't preparing a game plan today. Those things will kind of be revealed to me in a more tangible way probably over the next couple of days as I start to look at calendars and begin the exit interview process and those type of things that kind of encompass this time of year.

What is this day like for you? Are you down a little? You prepare for 12 months and all of a sudden, it's over?

I don't spend any time focusing on what it's like for me. There are so many people that need things from me on a day like today. A rookie needs some clarity about what happens next, a free agent needs some clarity, the medical clarity that needs to transpire. Dominoes fall in the coaching profession. There's a lot that's needed from guys like me on a day like today. I don't spend a lot of time worrying about my issues.

You've touched on this before, but when we would ask you about turning around a season like 2-6, you would say, that's my experience; it's not necessarily theirs. Now it is their experience after doing it. What do you think the benefit is going to be for a young core moving forward the way that they finished the season?

Hopefully the benefit is not to get yourself in those circumstances, but again, those are things to be pondered as we wrap a bow around it and things of that nature and start our planning. Just haven't given it a lot of thought. Obviously, there's some benefit to being a part of something, smiling in the face of adversity and growing and pushing through some difficult times and having your back against the wall professionally. There's growth there for sure. What it means and all of that, we'll get to it.

There's more that needs to be pondered and I know this year is different because of coaching changes, front office changes, quarterback changes. Does that prevent you from having a through line to see what has prevented you guys from being at a point where you are still working deep into January?

What are you asking?

Follow-up: I'm asking if this year gets in the way of that evaluation because there were so many changes.

There are changes and complexities to the evaluation process every year. There really is. It just is. There's big-time urgency every year. This is a now business. There's changes every year, players, coaches, et cetera. Nothing stays the same. Even those that remain, their roles change. They evolve. People ascend, people descend. It's always different.

What do you tell your guys about what they need to do in the off-season to come back ready and kind of build?

Do it in a really individual way, based on a lot of variables and circumstances, experience or lack thereof, how much they played. You can go as specific as to how many snaps they played being in the framework of how much rest they get before they get back to training, for example. If you're a practice squadder, you're right back after it probably next week. If you played 1,000 snaps, obviously you're not. So, it's a very individual thing. It should be. This is professional football.

I don't know that we asked you much about [Chris] Boswell this year. Kind of a down year for him? Was some of it situational? Any concern with him?

I haven't begun to assess it in that way yet. I'm sure that I will, and he will. We acknowledge and I acknowledge that the ball didn't go through the upright at times and largely as much as we would like it to.

I think last month I thought you called it a little silly sidebar about the non-losing season streak that you've had, that you've never had a losing season. Does it mean something now that you've done it, you expanded on it more? Your players seemed to be really open that they wanted to keep that going for you.

It was probably more important to them as a subject matter, obviously, than it was to me. I'm appreciative of that, the relationship that I have with them that makes it important to them. But my agenda is getting in the single-elimination tournament and pursuing the confetti game and winning it. That agenda will never change. The totality of past experiences and stuff, man, I just -- I'm a competitor. I like to compete continually. I love the challenge that this game and this job provides, so I'm wired in that way.

I've spent little time assessing the totality of things, particularly if it doesn't light a fire under me, if I can't utilize it as fuel in an effort to be ready for the adversity that awaits. So, talking about accolades and trivial things and streaks and things of that nature, if it's not useful to me in terms of assessing our next battles, then I don't spend a lot of time thinking about it or focusing on it.

When you saw the way Pickett played the rest of the season, I know you probably don't want to look back, but would he have maybe been able to play at the beginning of the season? Do you wish he had the extra four games of experience?

I think his development is a process, and we've said throughout, I've thought his development took off once he started getting into stadiums in the preseason, so there was a process there. He was playing in the third groups. He was playing in the second groups. We gave him some first-group exposure. Preseason football is different than regular season football; let's be honest. So, he bided his time and worked in a regular football season environment, and when he had an opportunity, when it presented itself, he showed that he belonged, and he continued to get better in that space. As I look back at it, I don't know that I have any second thoughts or regrets about the process or how it transpired as I sit here right now. Maybe I'll think differently as I analyze it in an end-of-season kind of way in the upcoming weeks, but knee-jerk reaction to your question, no, I don't have any regrets about it as I stand here this morning.

You just talked about competition and all that lighting a fire under you to keep going. Do you still feel that same competitive fire and everything going into this off-season? Do you still feel that same motivation and fire?

More so. Increasingly so.



2022 Season In Review

- ✦ **Season-In-Review Notes**
- ✦ **NFL Standings & Results**
- ✦ **Steelers Record When...**
- ✦ **Game Summaries**
- ✦ **Division Playoff Race Week-by-Week**
- ✦ **Steelers NFL Rankings**
- ✦ **Steelers All-Time Leaders**
- ✦ **Steelers Quarterbacks Starting Records**
- ✦ **Steelers Rushing/Receiving Combinations**
- ✦ **Steelers in Domes (Since 1970)**



STEELERS IN THE PLAYOFFS

- Pittsburgh has made 32 playoff appearances since the 1970 AFL-NFL merger.
- The Steelers own a 36-26 (.581) record in the playoffs since the 1970 AFL-NFL merger.
- Pittsburgh has played in 62 playoff games since the 1970 AFL-NFL merger, which is the most since the 1970 AFL-NFL merger.

MOST PLAYOFF GAMES SINCE THE 1970 AFL-NFL MERGER

RANK	TEAM	GAMES
1.	Pittsburgh Steelers	62
2.	Dallas Cowboys	59
3.	New England Patriots	57
4.	San Francisco 49ers	55
5.	Minnesota Vikings	47
6.	Green Bay Packers	46
7.	L.A. Rams	44
8.	Philadelphia Eagles	42
	Denver Broncos	42
10.	Miami Dolphins	41
	Indianapolis Colts	41

- Pittsburgh's 36 playoff victories are tied with New England for the most in since the 1970 AFL-NFL merger.

MOST PLAYOFF WINS SINCE THE 1970 AFL-NFL MERGER

RANK	TEAM	WINS
1.	Pittsburgh Steelers	36
	New England Patriots	36
3.	Dallas Cowboys	34
	San Francisco 49ers	34
5.	Green Bay Packers	24
6.	L.A. Rams	23
	Denver Broncos	23
8.	Las Vegas Raiders	22
9.	Washington Commanders	20
	Miami Dolphins	20
	N.Y. Giants	20

- Pittsburgh's .581 playoff winning percentage is the fourth-highest since the 1970 AFL-NFL merger.

HIGHEST PLAYOFF WIN PERCENTAGE SINCE THE 1970 AFL-NFL MERGER (MIN. 30 GAMES)

RANK	TEAM	W	L	WIN PCT.
1.	New England Patriots	36	21	.632
2.	N.Y. Giants	20	12	.625
3.	San Francisco 49ers	34	21	.618
4.	Pittsburgh Steelers	36	26	.581
5.	Dallas Cowboys	34	25	.576
6.	Las Vegas Raiders	22	17	.564
7.	Washington Commanders	20	16	.556
8.	Denver Broncos	23	19	.548
9.	L.A. Rams	23	21	.523
10.	Green Bay Packers	24	22	.522

STEELERS VS. TEAMS: PLAYOFFS

TEAM	RECORD	WIN PCT.
Indianapolis Colts	5-0	1.000
Cincinnati Bengals	2-0	1.000
N.Y. Jets	2-0	1.000
Arizona Cardinals**	1-0	1.000
L.A. Rams**	1-0	1.000
Minnesota Vikings**	1-0	1.000
Seattle Seahawks**	1-0	1.000
Baltimore Ravens	3-1	.750
Houston Oilers/Tennessee Titans	3-1	.750
Cleveland Browns	2-1	.667
Buffalo Bills	2-1	.667
Dallas Cowboys**	2-1	.667
Kansas City Chiefs	1-2	.333
Miami Dolphins	2-2	.500
Las Vegas Raiders	3-3	.500
Denver Broncos	3-5	.375
L.A. Chargers	1-2	.333
New England Patriots	1-4	.200
Green Bay Packers**	0-1	.000
Detroit Lions	0-1	.000
Philadelphia Eagles*	0-1	.000
Jacksonville Jaguars	0-2	.000
Total	36-27	.571

* 1947 Eastern Division playoff game
** Super Bowl opponent

STEELERS IN THE WILD CARD

- The Steelers have made 13 appearances in an NFL Wild Card playoff game since the 1970 AFL-NFL merger.
- Pittsburgh owns a 6-7 (.462) record in the Wild Card round, including 3-4 (.429) at home and 3-3 (.500) on the road.

DATE	OPPONENT	RESULT
01/16/2022	at Kansas City Chiefs	L, 42-21
01/10/2021	vs. Cleveland Browns	L, 48-37
01/08/2017	vs. Miami Dolphins	W, 30-12
01/09/2016	at Cincinnati Bengals	W, 18-16
01/03/2015	vs. Baltimore Ravens	L, 30-17
01/08/2012	at Denver Broncos	L, 29-23
01/05/2008	vs. Jacksonville Jaguars	L, 31-29
01/08/2006	at Cincinnati Bengals	W, 31-17
01/05/2003	vs. Cleveland Browns	W, 36-33
12/29/1996	vs. Indianapolis Colts	W, 42-14
01/08/1994	at Kansas City Chiefs	L, 24-27 (OT)
12/31/1989	at Houston Oilers	W, 26-23
01/09/1983	vs. San Diego Chargers	L, 31-28
Total		6-7 (.462)

STEELERS PLAYOFF OT GAMES

- Pittsburgh's last overtime playoff game - a loss at Denver in a 2011 Wild Card Game - was the team's fifth overtime postseason game in franchise history.
- The Steelers are 2-3 in those contests (1-3 on the road), with all games being decided by six points (except for the Broncos game). All three of the Steelers' overtime losses have come on the road.

DATE	OPPONENT	RESULT	ROUND
12/31/1989	at Houston Oilers	W, 26-23	Wild Card
01/08/1994	at Kansas City Chiefs	L, 27-24	Wild Card
01/11/2003	at Tennessee Titans	L, 34-31	Divisional
01/15/2005	vs. New York Jets	W, 20-17	Divisional
01/08/2012	at Denver Broncos	L, 29-23	Wild Card

STEELERS IN THE DIVISIONAL ROUND

- Pittsburgh owns a 16-10 (.615) record in its 26 Divisional Playoff games.

DATE	OPPONENT	RESULT
01/14/2018	vs. Jacksonville Jaguars	L, 45-42
01/15/2017	at Kansas City Chiefs	W, 18-6
01/17/2016	at Denver Broncos	L, 23-16
01/15/2011	vs. Baltimore Ravens	W, 31-24
01/11/2009	vs. San Diego Chargers	W, 35-24
01/15/2006	at Indianapolis Colts	W, 21-18
01/15/2005	vs. New York Jets	W, 20-17 (OT)
01/11/2003	at Tennessee Titans	L, 34-31 (OT)
01/20/2002	vs. Baltimore Ravens	W, 27-10
01/03/1998	vs. New England Patriots	W, 7-6
01/05/1997	at New England Patriots	L, 28-3
01/06/1996	vs. Buffalo Bills	W, 40-21
01/07/1995	vs. Cleveland Browns	W, 29-9
01/09/1993	vs. Buffalo Bills	L, 24-3
01/07/1990	at Denver Broncos	L, 24-23
12/30/1984	at Denver Broncos	W, 24-17
01/01/1984	at Los Angeles Raiders	L, 38-10
12/30/1979	vs. Miami Dolphins	W, 34-14
12/30/1978	vs. Denver Broncos	W, 33-10
12/24/1977	at Denver Broncos	L, 34-21
12/19/1976	at Baltimore Colts	W, 40-14
12/27/1975	vs. Baltimore Colts	W, 28-10
12/22/1974	vs. Buffalo Bills	W, 32-14
12/22/1973	at Las Vegas Raiders	L, 33-14
12/23/1972	vs. Las Vegas Raiders	W, 13-7
12/21/1947	vs. Philadelphia Eagles	L, 21-0
Total		16-10 (.615)

STEELERS IN THE AFC CHAMPIONSHIP

- The Steelers made their 16th appearance in an AFC Championship Playoff game when they fell to the New England Patriots, 36-17, on Sunday, Jan. 22, 2017, at Gillette Stadium.
- Pittsburgh's 16 conference championship game appearances are the second-most since the 1970 AFL-NFL merger.

MOST CONFERENCE CHAMPIONSHIP GAMES SINCE THE 1970 AFL-NFL MERGER

RANK	TEAM	GAMES
1.	San Francisco 49ers	17
2.	Pittsburgh Steelers	16
3.	New England Patriots	15
4.	Dallas Cowboys	14
5.	L.A. Rams	11
	Las Vegas Raiders	11
7.	Denver Broncos	10
8.	Green Bay Packers	9
	Minnesota Vikings	9
10.	Indianapolis Colts	7
	Miami Dolphins	7
	Philadelphia Eagles	7

- Pittsburgh's eight conference championship victories are tied for the second-most since the 1970 AFL-NFL merger.

MOST CONFERENCE CHAMPIONSHIP WINS SINCE THE 1970 AFL-NFL MERGER

RANK	TEAM	WINS
1.	New England Patriots	11
2.	Pittsburgh Steelers	8
	Denver Broncos	8
	Dallas Cowboys	8
5.	San Francisco 49ers	7
6.	L.A. Rams	5
	Miami Dolphins	5
	Washington Commanders	5
	N.Y. Giants	5
10.	Buffalo Bills	4
	Las Vegas Raiders	4

- Pittsburgh has an 8-8 (.500) record in its 16 AFC Championship games.

DATE	OPPONENT	RESULT
12/31/1972	vs. Miami Dolphins	L, 21-17
12/29/1974	at Las Vegas Raiders	W, 24-13
01/04/1976	vs. Las Vegas Raiders	W, 16-10
12/26/1976	at Las Vegas Raiders	L, 24-7
01/07/1979	vs. Houston Oilers	W, 34-5
01/06/1980	vs. Houston Oilers	W, 27-13
01/06/1985	at Miami Dolphins	L, 45-28
01/15/1995	vs. San Diego Chargers	L, 17-13
01/14/1996	vs. Indianapolis Colts	W, 20-16
01/11/1998	vs. Denver Broncos	L, 24-21
01/27/2002	vs. New England Patriots	L, 24-17
01/23/2005	vs. New England Patriots	L, 41-27
01/22/2006	at Denver Broncos	W, 34-17
01/18/2009	vs. Baltimore Ravens	W, 23-14
01/23/2011	vs. New York Jets	W, 24-18
01/22/2017	at New England Patriots	L, 36-17
Total		8-8 (.500)

STEELERS SUPER BOWL HISTORY

- The Steelers are 36-26 (.581) in the postseason since the 1970 AFL-NFL merger, including a 21-11 (.656) record at home, 9-13 (.409) mark on the road and 6-2 (.750) record at neutral sites (Super Bowls IX, X, XIII, XIV, XXX, XL, XLIII and XLV).
- Pittsburgh has played in the Super Bowl three times since 2005 and the team's eight trips to the Super Bowl are tied for the second-most in NFL history with the Dallas Cowboys and Denver Broncos (New England, 11). The Steelers' six wins in the Super Bowl are tied for the most in League history (New England).

DATE	OPPONENT	RESULT	SITE
01/12/1975	Minnesota Vikings	W, 16-6	New Orleans, La.
01/18/1976	Dallas Cowboys	W, 21-17	Miami, Fla.
01/21/1979	Dallas Cowboys	W, 35-31	Miami, Fla.
01/20/1980	L.A. Rams	W, 31-19	Pasadena, Calif.
01/28/1996	Dallas Cowboys	L, 27-17	Tempe, Ariz.
02/05/2006	Seattle Seahawks	W, 21-10	Detroit, Mich.
02/01/2009	Arizona Cardinals	W, 27-23	Tampa, Fla.
02/06/2011	Green Bay Packers	L, 31-25	Arlington, Texas
Total		6-2 (.750)	

TOMLIN IN THE PLAYOFFS

- **Mike Tomlin** is only the second coach in NFL history to reach two Super Bowls in his first four seasons as a head coach (Joe Gibbs - Washington Redskins).
- The Steelers are 8-9 (.471) during the Tomlin era in the postseason, with four of the seven losses being by six points or less.
- Tomlin was the second-youngest coach in NFL history to win a Super Bowl.
- The following is a look at the youngest head coaches in Super Bowl history.

SEASON	HEAD COACH	TEAM	YEAR. DAYS
2021	Sean McVay	L.A. Rams	36, 20
2008	Mike Tomlin	Pittsburgh	36, 323
1995	Bill Cowher	Pittsburgh	38, 265
1968	Don Shula	Baltimore	39, 8
2002	Jon Gruden	Tampa Bay	39, 162
1967	John Rauch	Oakland	40, 147

- Mike Tomlin became just the seventh coach in NFL history to win a Super Bowl within his first two seasons as head coach.
- The following is a look at the eight coaches who have won a Super Bowl within their first two seasons.

YEAR	HEAD COACH	TEAM	SEASON
2017	Doug Pederson	Philadelphia Eagles	2nd
2008	Mike Tomlin	Pittsburgh Steelers	2nd
2000	Brian Billick	Baltimore Ravens	2nd
1995	Barry Switzer	Dallas Cowboys	2nd
1989	George Siefert	San Francisco 49ers	1st
1982	Joe Gibbs	Washington Redskins	2nd
1980	Tom Flores	Las Vegas Raiders	2nd
1971	Don McCafferty	Baltimore Colts	2nd

WINNINGEST ACTIVE COACHES: POSTSEASON

RANK	COACH	GMS	W	L	PCT.
1.	Zac Taylor	4	3	1	.750
2.	Bill Belichick	44	31	13	.705
3.	Sean McVay	10	7	3	.700
4.	Doug Pederson	6	4	2	.667
	Kyle Shanahan	6	4	2	.667
6.	John Harbaugh	19	11	8	.579
7.	Andy Reid	35	19	16	.543
8.	Mike McCarthy	19	10	9	.526
9.	Pete Carroll	21	11	10	.524
10.	Kevin Stefanski	2	1	1	.500
11.	Mike Tomlin	17	8	9	.471
12.	Sean McDermott	7	3	4	.429
13.	Mike Vrabel	5	2	3	.400
	Matt LaFleur	5	2	3	.400
15.	Ron Rivera	8	3	5	.375
16.	Nick Sirianni	1	0	1	.000

MISCELLANEOUS STEELERS POSTSEASON NOTES

- In 2005, the Steelers became the first No. 6 seed in NFL history to win the Super Bowl. Since then, three other Wild Card teams have gone on to win the Super Bowl ('20 Tampa Bay, fifth seed; '10 Green Bay, sixth seed; '07 Giants, fifth seed).
- Pittsburgh is 9-13 (.409) all-time on the road in the postseason, including winning five of their previous nine.
- Pittsburgh's 21 playoff home victories are the third-most since the 1970 AFL-NFL merger.

MOST PLAYOFF HOME WINS SINCE THE 1970 AFL-NFL MERGER

RANK	TEAM	WINS
1.	New England Patriots	23
2.	San Francisco 49ers	22
3.	Pittsburgh Steelers	21
4.	Dallas Cowboys	20
5.	Denver Broncos	17
6.	Las Vegas Raiders	16
7.	Miami Dolphins	15
8.	Green Bay Packers	14
9.	Philadelphia Eagles	13
10.	Washington Commanders	12
	Minnesota Vikings	12
	Seattle Seahawks	12

- Pittsburgh's .656 playoff home winning percentage is the 10th-highest since the 1970 AFL-NFL merger.

HIGHEST HOME PLAYOFF WIN PERCENTAGE SINCE THE 1970 AFL-NFL MERGER (MIN. 15 GAMES)

RANK	TEAM	W	L	WIN PCT.
1.	New England Patriots	23	5	.821
2.	Seattle Seahawks	12	3	.800
3.	Las Vegas Raiders	16	4	.800
4.	Denver Broncos	17	5	.773
5.	Washington Commanders	12	4	.750
6.	San Francisco 49ers	22	8	.733
7.	Dallas Cowboys	20	8	.714
8.	Miami Dolphins	15	7	.682
	Green Bay Packers	14	7	.667
10.	Pittsburgh Steelers	21	11	.656

- Pittsburgh's nine playoff road victories are tied for the fourth-most since the 1970 AFL-NFL merger.

MOST PLAYOFF ROAD WINS SINCE THE 1970 AFL-NFL MERGER

RANK	TEAM	WINS
1.	Baltimore Ravens	11
2.	Tennessee Titans	10
	L.A. Rams	10
4.	Pittsburgh Steelers	9
	Dallas Cowboys	9
6.	Green Bay Packers	8
	N.Y. Giants	8
8.	Indianapolis Colts	7
	Minnesota Vikings	7
	New England Patriots	7
	San Francisco 49ers	7
	N.Y. Giants	7

- Pittsburgh's .409 playoff road winning percentage is the eighth-highest since the 1970 AFL-NFL merger.

HIGHEST ROAD PLAYOFF WIN PERCENTAGE SINCE THE 1970 AFL-NFL MERGER (MIN. 15 GAMES)

RANK	TEAM	W	L	WIN PCT.
1.	Baltimore Ravens	11	7	.611
2.	N.Y. Giants	8	7	.533
3.	L.A. Rams	10	12	.455
4.	Tennessee Titans	10	13	.435
5.	N.Y. Jets	7	10	.412
6.	Pittsburgh Steelers	9	13	.409
7.	Dallas Cowboys	9	14	.391
8.	New England Patriots	7	11	.389
	San Francisco 49ers	7	11	.389
10.	Green Bay Packers	8	14	.364

- The Steelers won the AFC Central title a team-record six consecutive seasons from 1974-79. They also won four consecutive division titles from 1994-97.
- The Steelers won a team-record seven consecutive postseason games, including two Super Bowls (IX and X), from Dec. 22, 1974 through Dec. 19, 1976. They won six consecutive postseason games from Dec. 30, 1978 through Jan. 20, 1980, including victories in Super Bowls XIII and XIV.
- The Steelers have been shut out only once in the postseason, during the 1947 Eastern Division Playoff game, Dec. 21, 1947, versus the Philadelphia Eagles. The Steelers and Eagles finished that season with 8-4 records and tied for first place in the Eastern Division. In those days, there was only one NFL Championship Game, so the two Pennsylvania neighbors squared off for the right to face the Chicago Cardinals in the Championship Game. The Eagles won, 21-0, but lost in the Championship Game, 28-21, to the Cardinals, the same franchise the Steelers faced in Super Bowl XLIII.
- The Steelers record for fewest points allowed in a playoff game is five, during a 34-5 win in the 1978 AFC Championship Game versus the Houston Oilers at Three Rivers Stadium, on Jan. 7, 1979. The Steelers allowed a team-high 48 points during a 48-37 AFC Wild Card home loss to the Cleveland Browns on Jan. 3, 2021.
- Pittsburgh has faced 22 different teams in the postseason and has a winning record against 12 of those opponents. The Steelers have split their postseason contests with two teams and have a losing record versus eight teams.

BYE WEEK UPGRADES

- The Steelers were +8 in the turnover margin after Week 10. Only San Francisco (+16) and Detroit (+10) had a better turnover margin over the span.
- The Steelers were -8 in interception differential after Week 10, which was the second-best in the NFL. Only San Francisco (-11) had a better interception differential over the span.
- Pittsburgh outscored its opponents by 39 points (188-149) after Week 10. The +39 in scoring margin was the eighth-best in the NFL over the span.
- Pittsburgh was +636 in total yards after Week 10, which was the third-best total yards differential in the NFL over the span. Only Kansas City (+943) and Philadelphia (+753) had a better total yards differential over the span.
- The Steelers were +419 in rush yards after Week 10, which was the fourth-best rush yards differential in the NFL over the span. Only San Francisco (+776), Baltimore (+469) and Carolina (+431) had a better rush yards differential over the span.
- Pittsburgh was +5:41 in time of possession margin after Week 10, which was the third-best time of possession margin in the NFL over the span. Only Washington (+9:22) and San Francisco (+6:05) had a better time of possession margin over the span.
- The Steelers were +8 in sack differential after Week 10, which was tied for the fourth-best sack differential in the NFL over the span. Only Kansas City (+23), Philadelphia (+22) and Detroit (+16) had a better sack differential over the span.
- Pittsburgh turned it over just five times after Week 10, which was tied for the second-fewest in the League over the span.
- The Steelers also surrendered the fewest points off turnovers (three) in the NFL after Week 10.
- Pittsburgh was the only team in the NFL that lost one or fewer fumbles after Week 10.

- The Steelers led the NFL in third-down conversions (70), third-down conversion percentage (54.3) and third-down conversion percentage via rush (80.0) after Week 10.
- Pittsburgh also ranked fourth in the NFL in offensive EPA (43.23) after Week 10.

STEELERS OFFENSE BEFORE BYE VS. STEELERS OFFENSE AFTER BYE

	WEEKS 1-8	WEEKS 10-18
Record	2-6	7-2
Offensive EPA	-60.58 (32nd)	44.55 (4th)
Offensive TDs	10 (32nd)	18 (t-15th)
First Downs	147 (t-21st)	198 (5th)
Rushes	190 (19th)	310 (1st)
Rush Yards	759 (24th)	1,314 (3rd)
Rush TDs	4 (t-26th)	12 (5th)
Rushes/Game	23.8 (t-23rd)	34.4 (3rd)
Rush Yards/Game	94.9 (25th)	146.0 (9th)
First Downs by Rush	44 (t-21st)	85 (t-1st)
First Downs by Rush Pct.	23.2 (22nd)	27.4 (5th)
Third Down Conversions	36 (24th)	70 (1st)
Third Down Conversion Pct.	33.6 (28th)	54.3 (1st)
Giveaways	14 (29th)	5 (t-2nd)

STEELERS DEFENSE BEFORE BYE VS. STEELERS DEFENSE AFTER BYE

	WEEKS 1-8	WEEKS 10-18
Record	2-6	7-2
Opp. Pass Attempts	297 (30th)	245 (7th)
Opp. Completions	182 (26th)	150 (6th)
Opp. Completion Pct.	61.3 (7th)	61.2 (9th)
Interceptions	8 (t-25th)	12 (t-2nd)
Interception Pct.	2.7 (t-10th)	4.9 (t-1st)
Opp. QB Rating	93.4 (21st)	78.9 (4th)
Opp. Net Pass Yards/Game	277.3 (31st)	173.4 (4th)
Opp. TD/INT Ratio	2.13 (20th)	1.00 (t-3rd)
Opp. Rushes	223 (23rd)	219 (12th)
Opp. Rush Yards	943 (16th)	895 (10th)
Opp. Yards/Rush	4.23 (12th)	4.09 (9th)
Opp. Rush TDs	5 (t-8th)	2 (t-1st)
Opp. Rushes/Game	27.9 (22nd)	24.3 (5th)
Opp. Rush Yards/Game	117.9 (16th)	99.4 (8th)
Opp. First Downs by Rush	50 (t-14th)	45 (6th)
Opp. First Downs by Rush Pct.	22.4 (4th)	20.5 (5th)
Opp. 10+ Yard Rushes	21 (t-10th)	24 (t-10th)
Opp. 10+ Yard Rushes Pct.	9.4 (5th)	11.0 (14th)
Opp. Receptions/Game	22.8 (22nd)	16.7 (3rd)
Opp. Scrimmage Yards	3,251 (31st)	2,653 (8th)
Opp. Scrimmage Yards/Game	406.4 (29th)	294.8 (2nd)
Opp. Scrimmage TDs	22 (t-26th)	14 (5th)
Opp. Total TDs	23 (t-26th)	14 (5th)
Opp. Total TDs/Game	2.88 (t-24th)	1.56 (4th)
Opp. Points	197 (26th)	149 (7th)
Opp. Points/Game	24.6 (24th)	16.6 (4th)
Opp. Third Down Conversions	49 (t-30th)	36 (3rd)
Opp. Third Down Conversion Pct.	43.4 (t-27th)	35.0 (5th)
Opp. Total Yards	3,161 (31st)	2,456 (4th)
Opp. Total Yards/Game	395.1 (29th)	272.9 (1st)
Takeaways	10 (t-13th)	13 (t-8th)

RUN GAME UPGRADE

- Pittsburgh averaged 145.8 yards rushing/game after Week 8, which was the seventh-best in the League over the span.

MOST RUSHING YARDS/GAME IN THE NFL AFTER WEEK 8

RANK	TEAM	RUSH YDS/GM
1.	Chicago Bears	174.7
2.	Baltimore Ravens	162.6
3.	Atlanta Falcons	162.0
4.	Buffalo Bills	152.4
5.	San Francisco 49ers	151.5
6.	Carolina Panthers	149.5
7.	Pittsburgh Steelers	145.8
8.	Dallas Cowboys	144.6
9.	Philadelphia Eagles	143.0
10.	Washington Commanders	140.4

- Pittsburgh averaged 33.4 rush attempts/game after Week 8, which was the third-best in the League over the span.

MOST RUSH ATTEMPTS/GAME IN THE NFL AFTER WEEK 8

RANK	TEAM	RUSH ATT/GM
1.	Washington Commanders	35.7
2.	Dallas Cowboys	33.5
3.	Pittsburgh Steelers	33.4
4.	Carolina Panthers	33.2
5.	Atlanta Falcons	32.8
6.	Baltimore Ravens	32.5
7.	Chicago Bears	31.6
8.	San Francisco 49ers	31.5
9.	Cleveland Browns	31.0
10.	Philadelphia Eagles	29.0

- Pittsburgh registered 95 first downs by rush after Week 8, which was the third-highest in the League over the span.

MOST FIRST DOWNS BY RUSH IN THE NFL AFTER WEEK 8

RANK	TEAM	1ST DOWNS
1.	Baltimore Ravens	102
2.	Philadelphia Eagles	100
3.	Pittsburgh Steelers	95
4.	Atlanta Falcons	89
5.	Buffalo Bills	88
	Chicago Bears	88
7.	Dallas Cowboys	85
	Carolina Panthers	85
9.	San Francisco 49ers	84
10.	Washington Commanders	82

- Pittsburgh registered a first down on 28.4% of its running plays after Week 8, which was tied for the fourth-highest in the League over the span.

HIGHEST PERCENTAGE OF RUSHES RESULTING IN FIRST DOWN IN THE NFL AFTER WEEK 8

RANK	TEAM	1ST%
1.	Baltimore Ravens	31.4
2.	Philadelphia Eagles	31.3
3.	Buffalo Bills	31.0
4.	Pittsburgh Steelers	28.4
	N.Y. Giants	28.4
6.	Chicago Bears	27.8
7.	Atlanta Falcons	27.1
8.	Kansas City Chiefs	26.8
9.	San Francisco 49ers	26.7
10.	Las Vegas Raiders	26.6

REGULAR-SEASON FINALES

- Pittsburgh owns an all-time record of 45-41 (.523) in regular-season finales.
- The Steelers own a home record of 22-5 (.815) in regular-season finales.
- Pittsburgh registered an 11-game winning streak in regular-season finales into the Week 17 matchup at Baltimore in 2019.
- The Steelers have captured 13 of their last 15 regular-season finales at home.
- Pittsburgh has captured 19 of its last 24 regular-season finales, including 13 of the last 16 under head coach **Mike Tomlin**.
- Since 1978 (when the NFL went to the 16-game schedule), Pittsburgh is 28-17 (.622) in regular-season finales.
- The Steelers' 28 victories in regular-season finales are tied for the second-most in the NFL since 1978.

MOST WINS IN REGULAR-SEASON FINALES SINCE 1978

RANK	TEAM	WINS
1.	Kansas City Chiefs	30
2.	Pittsburgh Steelers	28
	Green Bay Packers	28
4.	New England Patriots	27
	Philadelphia Eagles	27
	San Francisco 49ers	27
7.	Indianapolis Colts	26
	Tennessee Titans	26
	Seattle Seahawks	26
	Washington Commanders	26

- Pittsburgh's .622 winning percentage in regular-season finales is tied for the second-highest in the NFL since 1978.

HIGHEST WIN PERCENTAGE IN REGULAR-SEASON FINALES SINCE 1978

RANK	TEAM	W	L	T	WIN PCT.
1.	Kansas City Chiefs	30	15	0	.667
2.	Pittsburgh Steelers	28	17	0	.622
	Green Bay Packers	28	17	0	.622
4.	San Francisco 49ers	27	18	0	.600
	New England Patriots	27	18	0	.600
	Philadelphia Eagles	27	18	0	.600
7.	Indianapolis Colts	26	19	0	.578
	Tennessee Titans	26	19	0	.578
	Washington Commanders	26	19	0	.578
	Seattle Seahawks	26	19	0	.578

- Since 2007 (when head coach **Mike Tomlin** opened his career), Pittsburgh is 13-3 (.813) in regular-season finales.
- The Steelers' 13 victories in regular-season finales under Tomlin are the most in the NFL since 2007.

MOST WINS IN REGULAR-SEASON FINALES SINCE 2007

RANK	TEAM	WINS
1.	Pittsburgh Steelers	13
2.	San Francisco 49ers	12
3.	Minnesota Vikings	11
4.	Green Bay Packers	10
	New England Patriots	10
	L.A. Chargers	10
	Indianapolis Colts	10
	Tennessee Titans	10

- Pittsburgh's .813 winning percentage in regular-season finales under Tomlin is the highest in the NFL since 2007.

HIGHEST WIN PERCENTAGE IN REGULAR-SEASON FINALES SINCE 2007

RANK	TEAM	W	L	T	WIN PCT.
1.	Pittsburgh Steelers	13	3	0	.813
2.	San Francisco 49ers	12	4	0	.750
3.	Minnesota Vikings	11	5	0	.688
4.	Green Bay Packers	10	6	0	.625
	New England Patriots	10	6	0	.625
	L.A. Chargers	10	6	0	.625
	Indianapolis Colts	10	6	0	.625
	Tennessee Titans	10	6	0	.625

STEELERS SAVE THEIR BEST FOR LAST

- Pittsburgh is 41-12 (.774) in regular-season home finales since the 1970 NFL-AFL merger.
- The Steelers' 41 regular-season victories in home finales are the most over the span.

MOST WINS IN REGULAR SEASON HOME FINALES SINCE 1970 NFL-AFL MERGER

RANK	TEAM	WINS
1.	Pittsburgh Steelers	41
2.	Cincinnati Bengals	39
	New England Patriots	39
4.	Indianapolis Colts	38
5.	San Francisco 49ers	37
	Kansas City Chiefs	37
7.	Green Bay Packers	36
	Minnesota Vikings	36
9.	L.A. Chargers	34
10.	Miami Dolphins	33
	Atlanta Falcons	33

- Pittsburgh's .774 regular-season winning percentage in home finales is the second-highest over the span.

HIGHEST REGULAR-SEASON HOME FINALE WINNING PERCENTAGE SINCE 1970 NFL-AFL MERGER

RANK	TEAM	W	L	T	WIN PCT.
1.	Baltimore Ravens	21	6	0	.778
2.	Pittsburgh Steelers	41	12	0	.774
3.	Cincinnati Bengals	39	14	0	.736
	New England Patriots	39	14	0	.736
5.	Indianapolis Colts	38	15	0	.717
6.	San Francisco 49ers	37	16	0	.698
	Kansas City Chiefs	37	16	0	.698
8.	Green Bay Packers	36	16	1	.689
9.	Seattle Seahawks	32	15	0	.681
10.	Minnesota Vikings	36	17	0	.679

- Pittsburgh is 14-2 (.875) in regular-season home finales under head coach **Mike Tomlin** (since 2007).
- The Steelers' 14 regular-season victories in home finales under Tomlin are the tied for the most over the span.

MOST WINS IN REGULAR SEASON HOME FINALES SINCE 2007

RANK	TEAM	WINS
1.	Pittsburgh Steelers	14
	New England Patriots	14
	Cincinnati Bengals	14
4.	San Francisco 49ers	13
5.	Indianapolis Colts	12
	Baltimore Ravens	12
	L.A. Chargers	12
8.	Green Bay Packers	11
	Buffalo Bills	11
10.	Tennessee Titans	10

- Pittsburgh's .875 regular-season winning percentage in home finales under Tomlin is tied for the highest over the span.

HIGHEST REGULAR-SEASON HOME FINALE WINNING PERCENTAGE SINCE 2007

RANK	TEAM	W	L	T	WIN PCT.
1.	Pittsburgh Steelers	14	2	0	.875
	New England Patriots	14	2	0	.875
	Cincinnati Bengals	14	2	0	.875
4.	San Francisco 49ers	13	3	0	.813
5.	Indianapolis Colts	12	4	0	.750
	Baltimore Ravens	12	4	0	.750
	L.A. Chargers	12	4	0	.750
8.	Green Bay Packers	11	5	0	.688
	Buffalo Bills	11	5	0	.688
10.	Tennessee Titans	10	6	0	.625

- The Steelers have played Cleveland in 17 home finales since the 1970 NFL-AFL merger.
- Pittsburgh is 16-1 (.941) in those 17 previous meetings, including 7-0 under Tomlin.

KINGS OF THE NORTH

- Pittsburgh captured the 2020 AFC North title, which marked the franchise's 24th overall division title, ninth since 2002.
- The Steelers earned a division title for the 24th time since the 1970 AFL-NFL merger – the most division crowns by an NFL team in that span.
- Pittsburgh reached the playoffs in 2021, which marked the 32nd time since the 1970 AFL-NFL merger – the most playoff berths by an NFL team in that span.
- Since the AFC North was adopted after the restructuring of the 2002 NFL season when the League realigned divisions after expanding to 32 teams, **Mike Tomlin** has won the division seven times (2007, 2008, 2010, 2014, 2016, 2017 and 2020).
- No other head coach has won the AFC North more than four times (John Harbaugh and Marvin Lewis).
- Pittsburgh's nine AFC North titles nearly equal the combined total from the rest of the division since 2002.

AFC NORTH TITLES

TEAM	TITLES
Baltimore Ravens/Cincinnati Bengals/Cleveland Browns	12
Pittsburgh Steelers	9

AFC NORTH TITLES

RANK	TEAM	TITLES
1.	Pittsburgh Steelers	9
2.	Baltimore Ravens	6
	Cincinnati Bengals	6
4.	Cleveland Browns	0

STEELERS DOMINATE THE AFC NORTH

- Pittsburgh has either won or shared the AFC North Title 10 times (2002, 2004, 2007, 2008, 2010, 2011, 2014, 2016, 2017 and 2020) and finished second on seven other occasions (2005, 2006, 2009, 2013, 2015, 2018 and 2021).
- Pittsburgh owns an overall record of 91-41-1 (.688) against the AFC North.
- The Steelers' 91 all-time victories against the AFC North are the most of any divisional team.
- Pittsburgh's .688 all-time winning percentage against the AFC North is the highest of any divisional team.
- Pittsburgh owns a regular-season record of 86-39-1 (.687) vs. AFC North.
- The Steelers' 86 regular-season victories against the AFC North are the most of any divisional team.
- Pittsburgh's .687 regular-season winning percentage against the AFC North is the highest of any divisional team.
- The Steelers' 86 regular-season wins and .687 regular-season winning percentage against division opponents are the second-most and second highest among all NFL teams in divisional games (New England, 94; New England, .746).

REGULAR-SEASON AFC NORTH INTER-DIVISION RECORD

RANK	TEAM	W	L	T	WIN PCT.
1.	Pittsburgh Steelers	86	39	1	.687
2.	Baltimore Ravens	71	55	0	.563
3.	Cincinnati Bengals	58	68	0	.460
4.	Cleveland Browns	36	89	1	.290

- The Steelers own an overall home record of 49-19 (.721) vs. AFC North.
- Pittsburgh owns a regular-season home record of 46-17 (.730) vs. AFC North.
- The Steelers 46 regular-season home victories vs. AFC North foes are the most of any divisional team.
- Pittsburgh's .730 regular-season home winning percentage vs. AFC North is the highest of any divisional team.
- Pittsburgh's 46 regular-season home wins and .730 regular-season home winning percentage against division opponents are tied for the third-most and tied for the third-highest among all NFL teams in divisional games (New England, 51, Indianapolis, 47; New England, .810, Indianapolis, .746, Green Bay, .730).

REGULAR-SEASON AFC NORTH INTER-DIVISION HOME RECORD

RANK	TEAM	W	L	T	WIN PCT.
1.	Pittsburgh Steelers	46	17	0	.730
2.	Baltimore Ravens	42	21	0	.667
3.	Cincinnati Bengals	32	31	0	.508
4.	Cleveland Browns	24	38	1	.389

- The Steelers own an overall road record of 42-22-1 (.654) vs. AFC North.
- Pittsburgh owns a regular-season road record of 40-22-1 (.643) vs. AFC North.
- The Steelers' 40 regular-season road victories against the AFC North are the most of any divisional team.
- Pittsburgh's .643 regular-season road winning percentage against the AFC North is the highest of any divisional team.
- Pittsburgh's 40 regular-season road wins and .643 regular-season road winning percentage against division opponents are the second-most and second-highest among all NFL teams in divisional games (New England, 43; New England, .683).

REGULAR-SEASON AFC NORTH INTER-DIVISION ROAD RECORD

RANK	TEAM	W	L	T	WIN PCT.
1.	Pittsburgh Steelers	40	22	1	.643
2.	Baltimore Ravens	29	34	0	.460
3.	Cincinnati Bengals	26	37	0	.413
4.	Cleveland Browns	12	51	0	.190

STARTING 2-6

- Pittsburgh has opened 13 seasons in franchise history with a 2-6 record, but only six times since the 1970 AFL-NFL merger (2022, 2013, 2006, 2003, 1988 and 1986).
- Pittsburgh has finished with a .500 record in each of the last three seasons in which it opened with a 2-6 record (2022, 2013 and 2006).
- The Steelers have not reached the playoffs in franchise history when starting the season with a 2-6 record.

SIX TIMES STEELERS STARTED 2-6 SINCE 1970 AFL-NFL MERGER

YEAR	W	L	T	PCT.	PLAYOFF RESULT
2022	9	8	0	.529	-
2013	8	8	0	.500	-
2006	8	8	0	.500	-
2003	6	10	0	.375	-
1988	5	11	0	.313	-
1986	6	10	0	.375	-

- Three teams that opened the season with a 2-6 record have reached the playoffs since the 1970 AFL-NFL merger.
- Jacksonville (2022), Washington (2020) and Cincinnati (1970) are the only three teams since the 1970 AFL-NFL merger to reach the playoffs when starting the season with a 2-6 record.

THREE TIMES NFL TEAM STARTED 2-6 AND REACHED PLAYOFFS

YEAR	TEAM	REC.	PLAYOFF RESULT
2022	Jacksonville	9-8	--
2020	Washington Commanders	7-9	Lost WC
1970	Cincinnati Bengals	8-6	Lost DIV

- Pittsburgh is one of four teams since the 1970 AFL-NFL merger to reach nine regular-season victories when starting the season with a 2-6 record.
- The Steelers, Detroit and Jacksonville -- all this season -- joined the 1978 San Diego Chargers as the only teams since the 1970 AFL-NFL merger to reach nine victories when starting the season with a 2-6 record.

FOUR TEAMS STARTED 2-6 AND WON AT LEAST NINE GAMES

YEAR	TEAM	REC.	PLAYOFF RESULT
2022	Pittsburgh Steelers	9-8	-
2022	Detroit Lions	9-8	-
2022	Jacksonville Jaguars	9-8	-
1978	San Diego Chargers	9-7	-

FOURTH QUARTER IS WINNING TIME

- The Steelers have won 11 games when trailing at the end of the third quarter since the start of the 2020 season, which is the most in the NFL over the span.

MOST VICTORIES WHEN TRAILING AFTER 3RD QUARTER SINCE 2020

RANK	TEAM	WINS
1.	Pittsburgh Steelers	11
2.	Kansas City Chiefs	9
3.	Minnesota Vikings	8
4.	L.A. Chargers	7
	Chicago Bears	7

- Pittsburgh's .397 winning percentage when trailing at the end of the third quarter is the second-highest in the NFL since the start of the 2020 season.

BEST WIN PERCENTAGE WHEN TRAILING AT HALFTIME SINCE 2020

RANK	TEAM	W	L	T	WIN PCT.
1.	Kansas City Chiefs	9	3	0	.750
2.	Pittsburgh Steelers	11	17	1	.397
3.	L.A. Chargers	7	14	0	.333
4.	Baltimore Ravens	5	11	0	.313
5.	Tampa Bay Buccaneers	7	16	0	.304

FOURTH QUARTER EXPLOSION

- Pittsburgh has scored 392 points in the fourth quarter since the start of the 2020 season, which is the fourth-most in the NFL.

MOST FOURTH-QUARTER POINTS SINCE 2020

RANK	TEAM	PTS
1.	Minnesota Vikings	412
2.	Dallas Cowboys	403
3.	Buffalo Bills	394
4.	Pittsburgh Steelers	392
5.	New Orleans Saints	383

- Pittsburgh owns a 121-point scoring margin (392-271) in the fourth quarter since the start of the 2020 season, which is tied for the second-best in the NFL.

LARGEST FOURTH-QUARTER SCORING MARGIN SINCE 2020

RANK	TEAM	MARGIN
1.	Tampa Bay Buccaneers	+128
2.	Pittsburgh Steelers	+121
	New England Patriots	+121
4.	Dallas Cowboys	+102
5.	Buffalo Bills	+95

STEELERS SCHEDULE

- Pittsburgh is 299-176-2 (.629) in regular-season games against the opponents on its 2022 schedule.
- The Steelers have a winning record in the regular season against 12 of their 14 opponents.

STEELERS VS. 2022 REGULAR-SEASON FOES

TEAM	RECORD	LAST TIME	DATE
Cincinnati Bengals	66-39	L, 30-37	11/20/2022
New England Patriots	15-14	L, 14-17	09/18/2022
Cleveland Browns	69-30-1	W, 28-14	01/08/2023
N.Y. Jets	18-7	L, 20-24	10/02/2022
Buffalo Bills	15-11	L, 3-38	10/09/2022
Tampa Bay Buccaneers	10-2	W, 20-18	10/16/2022
Miami Dolphins	13-12	L, 10-16	10/23/2022
Philadelphia Eagles	5-9	L, 13-35	10/30/2022
New Orleans Saints	7-6	W, 20-10	11/13/2022
Indianapolis Colts	20-5	W, 24-17	11/28/2022
Atlanta Falcons	13-2-1	W, 19-16	12/04/2022
Baltimore Ravens	30-24	W, 16-13	01/01/2023
Carolina Panthers	7-1	W, 24-16	12/18/2022
Las Vegas Raiders	11-14	W, 13-10	12/24/2022
Total	299-176-2	W, 28-24 (vs. CLE)	01/08/2023

STEELERS 2022 TEAM CAPTAINS

- The Steelers selected five players to serve as team captains for the 2022 season determined by a vote of their teammates.
- QB **Mitch Trubisky** and RB **Najee Harris** were selected to serve as offensive captains, DT **Cameron Heyward** and LB **T.J. Watt** were picked to serve as defensive captains and S **Miles Killebrew** was chosen to serve as the special teams captain.
- Heyward was selected as a captain for the eighth consecutive year (2015-22).
- Only four players in franchise history have been selected captain more than Heyward -- Ben Roethlisberger (13), Sam Davis (11), Andy Russell (10) and Mike Webster (nine).
- Watt was named captain for the second time in his career.
- Harris, Killebrew and Trubisky were each named captain for the first time.

THE STANDARD IS THE STANDARD

- Pittsburgh has recorded 19 consecutive seasons with a .500 record or better, which is the longest active streak in the NFL and the longest streak in team history (previous record was 13, 1972-1984).

MOST ACTIVE CONSECUTIVE NON-LOSING SEASONS

RANK	TEAM	SEASONS	YEARS
1.	Pittsburgh Steelers	19	2004-22
2.	Kansas City Chiefs	10	2013-22
3.	Buffalo Bills	4	2019-22

MOST CONSECUTIVE NON-LOSING SEASONS SINCE 1970 AFL-NFL MERGER

RANK	TEAM	SEASONS	YEARS
1.	Dallas Cowboys	21	1965-85
2.	Pittsburgh Steelers	19	2004-22
	New England Patriots	19	2001-19
4.	San Francisco 49ers	16	1983-98
	Dallas Cowboys	16	1970-85
6.	Miami Dolphins	15	1989-2003
7.	Pittsburgh Steelers	13	1972-84
	Green Bay Packers	13	1992-2004

ACRISURE ADVANTAGE

- Pittsburgh owns an overall record of 134-55-2 (.707) at Acrisure Stadium.
- The Steelers are 126-49-2 (.718) in regular-season games at Acrisure Stadium since the stadium opened in 2001.
- Pittsburgh's 126 regular-season victories at Acrisure Stadium are the fourth-most in the NFL since 2001.

MOST REGULAR-SEASON HOME WINS SINCE 2001

RANK	TEAM	WINS
1.	New England Patriots	140
2.	Green Bay Packers	128
3.	Baltimore Ravens	127
4.	Pittsburgh Steelers	126
5.	Seattle Seahawks	120

- Pittsburgh's .718 regular-season winning percentage at Acrisure Stadium is tied for the third-highest in the NFL since 2001.

HIGHEST REGULAR-SEASON HOME WINNING PERCENTAGE SINCE 2001

RANK	TEAM	W	L	T	WIN PCT.
1.	New England Patriots	140	37	0	.791
2.	Green Bay Packers	128	47	2	.729
3.	Pittsburgh Steelers	126	49	2	.718
	Baltimore Ravens	127	50	0	.718
5.	Seattle Seahawks	120	57	0	.678

- Pittsburgh's .718 regular-season winning percentage at Acrisure Stadium is the second-highest of any NFL franchise in its current stadium (min. of 100 games).

BEST ALL-TIME RECORD IN CURRENT STADIUM (MIN. 100 GAMES)

RANK	STADIUM	W	L	T	WIN PCT.
1.	Gillette Stadium	134	35	0	.793
2.	Acrisure Stadium	126	49	2	.718
3.	M&T Bank Stadium	141	60	0	.701
4.	Lumen Field	114	55	0	.675
5.	Lambeau Field	219	112	4	.660

- Pittsburgh's .718 regular-season winning percentage at Acrisure Stadium is the third-highest of any NFL franchise in one stadium (min. of 100 games).

BEST ALL-TIME RECORD IN ONE STADIUM (MIN. 100 GAMES)

RANK	STADIUM	W	L	T	WIN PCT.
1.	Orange Bowl	101	22	1	.819
2.	Gillette Stadium	134	35	0	.793
3.	Acrisure Stadium	126	49	2	.718
4.	Three Rivers Stadium	169	67	0	.716
5.	Mile High Stadium	167	66	4	.715

- Pittsburgh is 99-47 (.678) overall against the AFC at Acrisure Stadium.
- The Steelers are 91-41 (.689) in the regular season against the AFC at Acrisure Stadium.
- Pittsburgh's 91 regular-season victories against the AFC at Acrisure Stadium are the third-most in the AFC since 2001.

MOST REGULAR-SEASON HOME WINS SINCE 2001

RANK	TEAM	WINS
1.	New England Patriots	108
2.	Baltimore Ravens	92
3.	Pittsburgh Steelers	91
4.	Indianapolis Colts	87
5.	Denver Broncos	79

- Pittsburgh's .689 regular-season winning percentage against the AFC at Acrisure Stadium is the third-highest in the AFC since 2001.

HIGHEST REGULAR-SEASON HOME WINNING PERCENTAGE SINCE 2001

RANK	TEAM	W	L	T	WIN PCT.
1.	New England Patriots	108	24	0	.818
2.	Baltimore Ravens	92	40	0	.697
3.	Pittsburgh Steelers	91	41	0	.689
4.	Indianapolis Colts	87	45	0	.659
5.	Denver Broncos	79	53	0	.598

- Pittsburgh is 21-1 (.955) in the regular season vs. Cleveland at Acrisure Stadium.
- The Steelers' .955 winning percentage against the Browns at Acrisure Stadium is the third-highest in NFL history for a team vs. a single opponent at a single stadium (min. 10 games).

HIGHEST WINNING PERCENTAGE VS. SINGLE OPPONENT AT SINGLE STADIUM IN NFL HISTORY (MIN. 10 GAMES)

TEAM (OPP.)	STADIUM	W-L-T (PCT.)
Pittsburgh (San Diego Chargers)	Three Rivers Stadium	11-0-0 (1.000)
Washington (Detroit Lions)	RFK Memorial Stadium	11-0-0 (1.000)
Pittsburgh (Cleveland Browns)	Acrisure Stadium	21-1-0 (.955)
San Francisco (Detroit Lions)	Candlestick Park	12-1-0 (.923)
L.A. Rams (Atlanta Falcons)	L.A. Coliseum	11-1-2 (.917)

KINGS OF THE AFC

- Pittsburgh owns the NFL's best record vs. AFC opponents with a 382-244-2 (.610) mark since the 1970 AFL-NFL merger.
- The Steelers' 382 regular-season victories against the AFC since the 1970 AFL-NFL merger are the most among AFC teams.
- Pittsburgh is the only team with at least 370 regular-season victories against the AFC since the 1970 AFL-NFL merger.

MOST REGULAR-SEASON WINS VS. AFC SINCE 1970 AFL-NFL MERGER

RANK	TEAM	WINS
1.	Pittsburgh Steelers	382
2.	New England Patriots	366
3.	Miami Dolphins	351
4.	Denver Broncos	348
5.	Kansas City Chiefs	326

- The Steelers' .610 regular-season winning percentage against the AFC since the 1970 AFL-NFL merger is the highest among AFC teams.

BEST REGULAR-SEASON WIN PERCENTAGE VS. AFC SINCE 1970 AFL-NFL MERGER

RANK	TEAM	W	L	T	WIN PCT.
1.	Pittsburgh Steelers	382	244	2	.610
2.	New England Patriots	366	264	0	.581
3.	Denver Broncos	348	270	4	.563
4.	Miami Dolphins	351	274	2	.562
5.	Baltimore Ravens	178	148	0	.546

- Pittsburgh is 222-91 (.709) in regular-season home games against the AFC since the 1970 AFL-NFL merger.
- The Steelers' 222 regular-season home victories against the AFC since the 1970 AFL-NFL merger are the most among AFC teams.

MOST REGULAR-SEASON HOME WINS VS. AFC SINCE 1970 AFL-NFL MERGER

RANK	TEAM	WINS
1.	Pittsburgh Steelers	222
2.	New England Patriots	212
3.	Denver Broncos	206
4.	Miami Dolphins	205
5.	Kansas City Chiefs	189

- Pittsburgh's .709 regular-season home winning percentage against the AFC since the 1970 AFL-NFL merger is the highest among AFC teams.

BEST REGULAR-SEASON HOME WIN PERCENTAGE VS. AFC SINCE 1970 AFL-NFL MERGER

RANK	TEAM	W	L	T	WIN PCT.
1.	Pittsburgh Steelers	222	91	0	.709
2.	New England Patriots	212	103	0	.673
3.	Denver Broncos	206	101	4	.670
4.	Baltimore Ravens	108	56	0	.659
5.	Miami Dolphins	205	108	1	.654

- Pittsburgh is 160-153-2 (.511) in regular-season road games against the AFC since the 1970 AFL-NFL merger.
- The Steelers' 160 regular-season road victories against the AFC since the 1970 AFL-NFL merger are the most among AFC teams.

MOST REGULAR-SEASON ROAD WINS VS. AFC SINCE 1970 AFL-NFL MERGER

RANK	TEAM	WINS
1.	Pittsburgh Steelers	160
2.	New England Patriots	154
3.	Indianapolis Colts	148
4.	Miami Dolphins	146
5.	Denver Broncos	142

- Pittsburgh's .511 regular-season road winning percentage against the AFC since the 1970 AFL-NFL merger is the highest among AFC teams.

BEST REGULAR-SEASON ROAD WIN PERCENTAGE VS. AFC SINCE 1970 AFL-NFL MERGER

RANK	TEAM	W	L	T	WIN PCT.
1.	Pittsburgh Steelers	160	153	2	.511
2.	New England Patriots	154	161	0	.489
3.	Indianapolis Colts	148	168	1	.468
	Miami Dolphins	146	166	1	.468
5.	Denver Broncos	142	169	0	.457

KINGS OF THE NFC

- Pittsburgh is 122-74-2 (.621) in regular-season games against the NFC since the 1970 AFL-NFL merger.
- The Steelers' 122 regular-season victories against the NFC are the most among AFC teams since the 1970 AFL-NFL merger.

MOST REGULAR-SEASON WINS BY AFC TEAM VS. NFC SINCE 1970 AFL-NFL MERGER

RANK	TEAM	WINS
1.	Pittsburgh Steelers	122
2.	Miami Dolphins	119
3.	Denver Broncos	113
4.	New England Patriots	108
	Kansas City Chiefs	108

- Pittsburgh's .621 regular-season winning percentage against the NFC is the highest among AFC teams since the 1970 AFL-NFL merger.

BEST REGULAR-SEASON WIN PERCENTAGE BY AFC TEAM VS. NFC SINCE 1970 AFL-NFL MERGER

RANK	TEAM	W	L	T	WIN PCT.
1.	Pittsburgh Steelers	122	74	2	.621
2.	Baltimore Ravens	65	42	1	.606
3.	Miami Dolphins	119	80	0	.598
4.	Kansas City Chiefs	108	78	2	.580
5.	Denver Broncos	113	89	2	.559

- Pittsburgh is 73-25-2 (.740) in regular-season home games against the NFC since the 1970 AFL-NFL merger.
- The Steelers' 73 regular-season home victories against the NFC are the most among AFC teams since the 1970 AFL-NFL merger.

MOST REGULAR-SEASON HOME WINS BY AFC TEAM VS. NFC SINCE 1970 AFL-NFL MERGER

RANK	TEAM	WINS
1.	Pittsburgh Steelers	73
2.	Denver Broncos	70
3.	Miami Dolphins	65
4.	Kansas City Chiefs	63
5.	Buffalo Bills	61
	Cincinnati Bengals	61

- Pittsburgh's .740 regular-season home winning percentage against the NFC is the highest among AFC teams since the 1970 AFL-NFL merger (min. 75 games).

BEST REGULAR-SEASON HOME WIN PERCENTAGE BY AFC TEAM VS. NFC SINCE 1970 AFL-NFL MERGER (MIN. 75 GAMES)

RANK	TEAM	W	L	T	WIN PCT.
1.	Pittsburgh Steelers	73	25	2	.740
2.	Denver Broncos	70	33	0	.680
3.	Kansas City Chiefs	63	30	1	.677
4.	Miami Dolphins	65	33	0	.663
5.	Cincinnati Bengals	61	35	3	.631

- Pittsburgh is 49-49 (.500) in regular-season road games against the NFC since the 1970 AFL-NFL merger.
- The Steelers' 49 regular-season road victories against the NFC are the fourth-most among AFC teams since the 1970 AFL-NFL merger.

MOST REGULAR-SEASON ROAD WINS BY AFC TEAM VS. NFC SINCE 1970 AFL-NFL MERGER

RANK	TEAM	WINS
1.	Miami Dolphins	54
2.	Tennessee Titans	52
	New England Patriots	52
4.	Pittsburgh Steelers	49
5.	Las Vegas Raiders	47

- Pittsburgh's .500 regular-season road winning percentage against the NFC is the fourth-highest among AFC teams since the 1970 AFL-NFL merger (min. 75 games).

BEST REGULAR-SEASON ROAD WIN PERCENTAGE BY AFC TEAM VS. NFC SINCE 1970 AFL-NFL MERGER (MIN. 75 GAMES)

RANK	TEAM	W	L	T	WIN PCT.
1.	Miami Dolphins	54	47	0	.535
2.	New England Patriots	52	46	0	.531
3.	Tennessee Titans	52	49	0	.515
4.	Pittsburgh Steelers	49	49	0	.500
5.	Kansas City Chiefs	45	48	1	.484

DON'T LEAVE EARLY

- The Steelers played 12 games decided by one score (eight points or less) in 2022, which was tied for the fifth-most in the League.

MOST ONE-SCORE GAMES IN 2022

RANK	TEAM	GAMES
1.	Las Vegas Raiders	13
	Atlanta Falcons	13
	N.Y. Giants	13
	Denver Broncos	13
5.	Pittsburgh Steelers	12
	L.A. Chargers	12

- The Steelers went 7-5 (.583) in one-score games in 2022. Pittsburgh's seven victories in one-score games were tied for the third-most in the NFL this season.

MOST VICTORIES IN ONE-SCORE GAMES IN 2022

RANK	TEAM	WINS
1.	Minnesota Vikings	11
2.	N.Y. Giants	8
3.	Pittsburgh Steelers	7
	L.A. Chargers	7
	Kansas City Chiefs	7
	Philadelphia Eagles	7

- The Steelers' .583 winning percentage in one-score games in 2022 was tied for the fifth-highest in the NFL (min. 10 games).

HIGHEST WIN PERCENTAGE IN ONE-SCORE GAMES IN 2022 (MIN. 10 GAMES)

RANK	TEAM	W	L	T	WIN PCT.
1.	Minnesota Vikings	11	0	0	1.000
2.	Kansas City Chiefs	7	3	0	.700
3.	N.Y. Giants	8	4	1	.654
4.	Tampa Bay Buccaneers	6	4	0	.600
5.	Pittsburgh Steelers	7	5	0	.583
	L.A. Chargers	7	5	0	.583

- Pittsburgh played seven games decided by one score (eight points or less) in the last eight weeks of the season.
- The Steelers' streak of seven consecutive games decided by one score (eight points or less), which ended in Week 18, was tied for the second-longest such streak in franchise history.

MOST CONSECUTIVE GAMES DECIDED BY ONE SCORE IN FRANCHISE HISTORY

RANK	STREAK	START	END
1.	10	11/15/2009	09/19/2010
2.	7	11/20/2022	01/08/2023
	7	11/18/2018	12/30/2018
4.	6	09/28/1952	11/02/1952
	6	10/10/2021	11/21/2021

- Pittsburgh's 23 one-score games are tied for the second-most in the NFL since the start of the 2021 season.

MOST ONE-SCORE GAMES SINCE 2021

RANK	TEAM	GAMES
1.	Minnesota Vikings	25
2.	Pittsburgh Steelers	23
	Baltimore Ravens	23
4.	Las Vegas Raiders	22
	Atlanta Falcons	22
	L.A. Chargers	22

- The Steelers own a 15-7-1 (.674) record in one-score games since the start of the 2021 season.
- Pittsburgh's 15 victories in one-score games are the second-most in the NFL since the start of the 2021 season.

MOST VICTORIES IN ONE-SCORE GAMES SINCE 2021

RANK	TEAM	WINS
1.	Minnesota Vikings	17
2.	Pittsburgh Steelers	15
3.	Kansas City Chiefs	12
	Tampa Bay Buccaneers	12
	Baltimore Ravens	12
	Atlanta Falcons	12
	L.A. Chargers	12

- The Steelers' .674 winning percentage in one-score games is the third-highest in the NFL since the start of the 2021 season (min. 16 games).

HIGHEST WIN PERCENTAGE IN ONE-SCORE GAMES SINCE 2021 (MIN. 16 GAMES)

RANK	TEAM	W	L	T	WIN PCT.
1.	Tampa Bay Buccaneers	12	4	0	.750
2.	Minnesota Vikings	17	8	0	.680
3.	Pittsburgh Steelers	15	7	1	.674
4.	Kansas City Chiefs	12	6	0	.667
5.	N.Y. Giants	11	7	1	.605

- Pittsburgh's 32 one-score games are tied for the third-most in the NFL since the start of the 2020 season.

MOST ONE-SCORE GAMES SINCE 2020

RANK	TEAM	GAMES
1.	Minnesota Vikings	35
2.	L.A. Chargers	34
3.	Pittsburgh Steelers	32
	Atlanta Falcons	32
5.	Las Vegas Raiders	31

- The Steelers own a 22-9-1 (.703) record in one-score games since the start of the 2020 season.
- Pittsburgh's 22 victories in one-score games are the second-most in the NFL since the start of the 2020 season.

MOST VICTORIES IN ONE-SCORE GAMES SINCE 2020

RANK	TEAM	WINS
1.	Minnesota Vikings	23
2.	Pittsburgh Steelers	22
3.	Kansas City Chiefs	20
4.	Tennessee Titans	18
5.	L.A. Chargers	17

- The Steelers’ .703 winning percentage in one-score games is the second-highest in the NFL since the start of the 2020 season (min. 24 games).

HIGHEST WIN PERCENTAGE IN ONE-SCORE GAMES SINCE 2020 (MIN. 24 GAMES)

RANK	TEAM	W	L	T	WIN PCT.
1.	Kansas City Chiefs	20	7	0	.741
2.	Pittsburgh Steelers	22	9	1	.703
3.	Minnesota Vikings	23	12	0	.657
4.	Tennessee Titans	18	10	0	.643
5.	Green Bay Packers	14	10	0	.583

- Pittsburgh’s 65 one-score games are the most in the NFL since the start of the 2017 season.

MOST ONE-SCORE GAMES SINCE 2017

RANK	TEAM	GAMES
1.	Pittsburgh Steelers	65
2.	Seattle Seahawks	62
3.	L.A. Chargers	60
4.	Atlanta Falcons	57
5.	N.Y. Giants	55

- Pittsburgh’s 42 victories in one-score games are the most in the NFL since the start of the 2017 season.

MOST VICTORIES IN ONE-SCORE GAMES SINCE 2017

RANK	TEAM	WINS
1.	Pittsburgh Steelers	42
2.	Seattle Seahawks	34
3.	Minnesota Vikings	33
	Kansas City Chiefs	33
5.	Tennessee Titans	31
	Green Bay Packers	31

- The Steelers’ .662 winning percentage in one-score games is the highest in the NFL since the start of the 2017 season (min. 48 games).

HIGHEST WIN PERCENTAGE IN ONE-SCORE GAMES SINCE 2017 (MIN. 48 GAMES)

RANK	TEAM	W	L	T	WIN PCT.
1.	Pittsburgh Steelers	42	21	2	.662
2.	Miami Dolphins	30	18	0	.625
3.	Kansas City Chiefs	33	20	0	.623
4.	Minnesota Vikings	33	20	1	.620
5.	Green Bay Packers	31	19	1	.618

HALFTIME GOT YOU DOWN

- Pittsburgh has won nine games when trailing at halftime since the start of the 2020 season, which is the third-most in the NFL over the span.

MOST VICTORIES WHEN TRAILING AT HALFTIME SINCE 2020

RANK	TEAM	WINS
1.	Kansas City Chiefs	13
2.	Tampa Bay Buccaneers	10
3.	Pittsburgh Steelers	9
4.	Dallas Cowboys	8
5.	Tennessee Titans	7
	L.A. Chargers	7
	New Orleans Saints	7

- Pittsburgh has won four games in which it trailed by 10 or more points at halftime since the start of the 2020 season, which is the most in the League.

MOST VICTORIES WHEN TRAILING BY 10+ POINTS AT HALFTIME SINCE 2020

RANK	TEAM	WINS
1.	Pittsburgh Steelers	4
2.	Tampa Bay Buccaneers	3
	Minnesota Vikings	3
	Cincinnati Bengals	3
5.	Seven teams tied with	2

- Pittsburgh’s .400 winning percentage in games in which it trailed by 10 or more points at halftime is the highest in the NFL since the start of the 2020 season.

BEST WIN PERCENTAGE WHEN TRAILING BY 10+ POINTS AT HALFTIME SINCE 2020

RANK	TEAM	W	L	T	WIN PCT.
1.	Pittsburgh Steelers	4	6	0	.400
2.	Kansas City Chiefs	2	4	0	.333
	Arizona Cardinals	2	4	0	.333
4.	Tampa Bay Buccaneers	3	7	0	.300
5.	Miami Dolphins	2	5	0	.286

- Pittsburgh has won six games in which it trailed by 10 or more points in the second half since the start of the 2020 season, which is the third-most in the League.

MOST VICTORIES WHEN TRAILING BY 10+ POINTS IN SECOND HALF SINCE 2020

RANK	TEAM	WINS
1.	Minnesota Vikings	8
	Tampa Bay Buccaneers	8
3.	Pittsburgh Steelers	6
4.	Tennessee Titans	5
	N.Y. Giants	5

- Pittsburgh’s .316 winning percentage in games in which it trailed by 10 or more points in the second half is the fourth-highest in the NFL since the start of the 2020 season.

BEST WIN PERCENTAGE WHEN TRAILING BY 10+ POINTS IN SECOND HALF SINCE 2020

RANK	TEAM	W	L	T	WIN PCT.
1.	Kansas City Chiefs	4	5	0	.444
2.	Tampa Bay Buccaneers	7	13	0	.350
3.	Minnesota Vikings	7	15	0	.318
4.	Pittsburgh Steelers	6	13	0	.316
5.	Tennessee Titans	4	12	0	.250

- The Steelers have won seven games in which they trailed by 10 or more points since the start of the 2020 season, which is tied for the third-most in the NFL over the span.

MOST VICTORIES WHEN TRAILING BY 10+ POINTS SINCE 2020

RANK	TEAM	WINS
1.	Tampa Bay Buccaneers	9
2.	Minnesota Vikings	8
3.	Pittsburgh Steelers	7
	Kansas City Chiefs	7
5.	New Orleans Saints	6
	Tennessee Titans	6
	Las Vegas Raiders	6
	Philadelphia Eagles	6

- Pittsburgh's .304 winning percentage in games in which it trailed by 10 or more points is the sixth-highest in the NFL since the start of the 2020 season (min. 10 games).

BEST WIN PERCENTAGE WHEN TRAILING BY 10+ POINTS SINCE 2020 (MIN. 10 GAMES).

RANK	TEAM	W	L	T	WIN PCT.
1.	Kansas City Chiefs	7	6	0	.538
2.	Tampa Bay Buccaneers	9	13	0	.409
3.	Minnesota Vikings	8	15	0	.348
4.	Tennessee Titans	6	12	0	.333
5.	Green Bay Packers	5	11	0	.313
6.	Pittsburgh Steelers	7	16	0	.304
7.	Las Vegas Raiders	6	15	0	.286
8.	New Orleans Saints	6	17	0	.261
9.	Philadelphia Eagles	6	19	0	.240
10.	Baltimore Ravens	3	10	0	.231

SINCE THE 1970 AFL-NFL MERGER

- Pittsburgh recorded its 500th regular-season win since the 1970 AFL-NFL merger in Week 13 at Atlanta.
- The Steelers are 504-318-4 (.613) during the regular season since the 1970 AFL-NFL merger.
- The Steelers are the only team with at least 485 regular-season wins since the 1970 AFL-NFL merger.
- Pittsburgh's 504 victories since the 1970 AFL-NFL merger are the most in the League.

MOST REGULAR-SEASON WINS SINCE 1970 AFL-NFL MERGER

RANK	TEAM	WINS
1.	Pittsburgh Steelers	504
2.	Dallas Cowboys	483
3.	New England Patriots	474
4.	Miami Dolphins	470
5.	Minnesota Vikings	464

- Pittsburgh's .613 winning percentage since the 1970 AFL-NFL merger is the highest in the League.

BEST REGULAR-SEASON WIN PERCENTAGE SINCE 1970 AFL-NFL MERGER

RANK	TEAM	W	L	T	WIN PCT.
1.	Pittsburgh Steelers	504	318	4	.613
2.	Dallas Cowboys	483	343	0	.585
3.	New England Patriots	474	352	0	.574
4.	Miami Dolphins	470	354	2	.570
5.	Minnesota Vikings	464	358	4	.564

- The Steelers own the best regular-season home record in the NFL with a 295-116-2 mark (.717) since 1970.
- The Steelers are the only team with at least 280 regular-season home wins since the 1970 AFL-NFL merger.
- Pittsburgh's 295 regular-season home victories since the 1970 AFL-NFL merger are the most in the League.

MOST REGULAR-SEASON HOME WINS SINCE 1970 AFL-NFL MERGER

RANK	TEAM	WINS
1.	Pittsburgh Steelers	295
2.	Minnesota Vikings	277
3.	Denver Broncos	276
4.	Dallas Cowboys	270
	Miami Dolphins	270

- Pittsburgh's .717 regular-season home winning percentage since the 1970 AFL-NFL merger is the highest in the League.

BEST REGULAR-SEASON HOME WIN PERCENTAGE SINCE 1970 AFL-NFL MERGER

RANK	TEAM	W	L	T	WIN PCT.
1.	Pittsburgh Steelers	295	116	2	.717
2.	Baltimore Ravens	148	68	1	.684
3.	Denver Broncos	276	134	4	.672
4.	Minnesota Vikings	277	136	1	.670
5.	Miami Dolphins	270	141	1	.657

- The Steelers own the second-best regular-season road record in the NFL with a 209-202-2 mark (.508) since the 1970 AFL-NFL merger.
- The Steelers are one of five teams (Dallas, 213; San Francisco, 207; New England, 206 and Miami, 200) with at least 200 regular-season road wins since the 1970 AFL-NFL merger.
- Pittsburgh's 209 regular-season road victories since the 1970 AFL-NFL merger are the second-most in the League.

MOST REGULAR-SEASON ROAD WINS SINCE 1970 AFL-NFL MERGER

RANK	TEAM	WINS
1.	Dallas Cowboys	213
2.	Pittsburgh Steelers	209
3.	San Francisco 49ers	207
4.	New England Patriots	206
5.	Miami Dolphins	200

- Pittsburgh's .508 regular-season road winning percentage since the 1970 AFL-NFL merger is the second-highest in the League.

BEST REGULAR-SEASON ROAD WIN PERCENTAGE SINCE 1970 AFL-NFL MERGER

RANK	TEAM	W	L	T	WIN PCT.
1.	Dallas Cowboys	213	200	0	.516
2.	Pittsburgh Steelers	209	202	2	.508
3.	San Francisco 49ers	207	205	1	.502
4.	New England Patriots	206	207	0	.499
5.	Miami Dolphins	200	213	1	.484

WINNING FREE AGENCY

- Pittsburgh has the third-best regular-season record in the NFL during the free agency era (since 1993) with a 301-178-3 (.628) mark.
- The Steelers are one of three teams (New England, 321; Green Bay, 305) with at least 300 regular-season wins since 1993.

MOST REGULAR-SEASON WINS IN THE FREE AGENCY ERA

RANK	TEAM	WINS
1.	New England Patriots	321
2.	Green Bay Packers	305
3.	Pittsburgh Steelers	301
4.	Kansas City Chiefs	277
5.	Indianapolis Colts	270

- Pittsburgh's .628 regular-season winning percentage during the free agency era (since 1993) is the third-highest in the League.

BEST REGULAR-SEASON WIN PERCENTAGE IN THE FREE AGENCY ERA

RANK	TEAM	W	L	T	WIN PCT.
1.	New England Patriots	321	161	0	.666
2.	Green Bay Packers	305	175	2	.635
3.	Pittsburgh Steelers	301	178	3	.628
4.	Kansas City Chiefs	277	205	0	.575
5.	Indianapolis Colts	270	211	1	.561

- Pittsburgh's 170 regular-season home victories during the free agency era (since 1993) are the third-most in the League.

MOST REGULAR-SEASON HOME WINS IN THE FREE AGENCY ERA

RANK	TEAM	WINS
1.	Green Bay Packers	182
2.	New England Patriots	177
3.	Pittsburgh Steelers	170
4.	Minnesota Vikings	162
5.	Kansas City Chiefs	159

- Pittsburgh's .710 regular-season home winning percentage during the free agency era (since 1993) is the third-highest in the League.

BEST REGULAR-SEASON HOME RECORD IN THE FREE AGENCY ERA

RANK	TEAM	W	L	T	WIN PCT.
1.	Green Bay Packers	182	57	2	.759
2.	New England Patriots	177	64	0	.734
3.	Pittsburgh Steelers	170	69	2	.710
4.	Baltimore Ravens	148	68	1	.684
5.	Minnesota Vikings	162	79	0	.672

- Pittsburgh's 131 regular-season road victories during the free agency era (since 1993) are the second-most in the League.

MOST REGULAR-SEASON ROAD WINS IN THE FREE AGENCY ERA

RANK	TEAM	WINS
1.	New England Patriots	144
2.	Pittsburgh Steelers	131
3.	Philadelphia Eagles	124
4.	Green Bay Packers	123
5.	New Orleans Saints	122

- Pittsburgh's .546 regular-season road winning percentage during the free agency era (since 1993) is the second-highest in the League.

BEST REGULAR-SEASON ROAD RECORD IN THE FREE AGENCY ERA

RANK	TEAM	W	L	T	WIN PCT.
1.	New England Patriots	144	97	0	.598
2.	Pittsburgh Steelers	131	109	1	.546
3.	Philadelphia Eagles	124	115	2	.519
4.	Green Bay Packers	123	118	0	.510
5.	New Orleans Saints	122	119	0	.506

STEELERS WITH A STARTING ROOKIE QUARTERBACK

- Pittsburgh is 32-15 (.681) in the regular season when starting a rookie quarterback since the 1970 AFL-NFL merger.
- The Steelers' 32 regular-season victories when starting a rookie quarterback are the most since the 1970 AFL-NFL merger.

MOST REGULAR-SEASON WINS WITH ROOKIE STARTING QB SINCE 1970 AFL-NFL MERGER

RANK	TEAM	WINS
1.	Pittsburgh Steelers	32
2.	Indianapolis Colts	29
3.	Chicago Bears	28
	New England Patriots	28
5.	Buffalo Bills	27
	Miami Dolphins	27

- Pittsburgh's .681 regular-season winning percentage when starting a rookie quarterback is the highest since the 1970 AFL-NFL merger.
- Only four franchises have a winning record when starting a rookie quarterback since the 1970 AFL-NFL merger.

BEST REGULAR-SEASON WIN PERCENTAGE WITH ROOKIE STARTING QB SINCE 1970 AFL-NFL MERGER

RANK	TEAM	W	L	T	WIN PCT.
1.	Pittsburgh Steelers	32	15	0	.681
2.	Baltimore Ravens	23	12	0	.657
3.	Seattle Seahawks	19	15	0	.559
4.	Miami Dolphins	27	25	0	.519
5.	Green Bay Packers	9	10	2	.475

- Pittsburgh is 18-5 (.783) in regular-season home games when starting a rookie quarterback since the 1970 AFL-NFL merger.
- The Steelers' 18 regular-season home victories when starting a rookie quarterback are tied for the second-most since the 1970 AFL-NFL merger.

MOST REGULAR-SEASON HOME WINS WITH ROOKIE STARTING QB SINCE 1970 AFL-NFL MERGER

RANK	TEAM	WINS
1.	Indianapolis Colts	19
2.	Pittsburgh Steelers	18
	Jacksonville Jaguars	18
4.	Miami Dolphins	17
	Buffalo Bills	17
	Chicago Bears	17

- The Steelers' .783 regular-season home winning percentage when starting a rookie quarterback is the second-highest since the 1970 AFL-NFL merger.

BEST REGULAR-SEASON HOME WIN PERCENTAGE WITH ROOKIE STARTING QB SINCE 1970 AFL-NFL MERGER

RANK	TEAM	W	L	T	WIN PCT.
1.	Baltimore Ravens	14	3	0	.824
2.	Pittsburgh Steelers	18	5	0	.783
3.	Seattle Seahawks	13	4	0	.765
4.	Miami Dolphins	17	9	0	.654
5.	Atlanta Falcons	15	8	0	.652

- Pittsburgh is 14-10 (.583) in regular-season road games when starting a rookie quarterback since the 1970 AFL-NFL merger.
- The Steelers' 14 regular-season road victories when starting a rookie quarterback are the most since the 1970 AFL-NFL merger.

MOST REGULAR-SEASON ROAD WINS WITH ROOKIE STARTING QB SINCE 1970 AFL-NFL MERGER

RANK	TEAM	WINS
1.	Pittsburgh Steelers	14
2.	Tennessee Titans	12
	New England Patriots	12
4.	Arizona Cardinals	11
	N.Y. Jets	11
	Chicago Bears	11

- The Steelers' .583 regular-season road winning percentage when starting a rookie quarterback is the highest since the 1970 AFL-NFL merger.
- Pittsburgh is the only franchises with an above .500 road record when starting a rookie quarterback since the 1970 AFL-NFL merger.

BEST REGULAR-SEASON ROAD WIN PERCENTAGE WITH ROOKIE STARTING QB SINCE 1970 AFL-NFL MERGER

RANK	TEAM	W	L	T	WIN PCT.
1.	Pittsburgh Steelers	14	10	0	.583
2.	Baltimore Ravens	9	9	0	.500
	Kansas City Chiefs	5	5	0	.500
4.	Washington Commanders	10	11	0	.476
5.	Miami Dolphins	10	16	0	.385

- QB **Kenny Pickett** became the fourth rookie quarterback to pick up a victory in their first start at home since the 1970 AFL-NFL merger.
- Pittsburgh improved to 4-2 (.667) in franchise history when a rookie quarterback made their first start at home since the 1970 AFL-NFL merger.
- Pickett is the first rookie in NFL history to have a game-winning TD pass in the final minute of the 4th quarter in back-to-back games.
- Pickett is the third rookie signal caller to defeat the Ravens in Baltimore. He joined Jake Plummer, Arizona Cardinals (Week 13 of 1997) and Mitch Trubisky, Chicago Bears (Week 6 of 2017).

WHEN QB MAKING FIRST START FOR STEELERS

- Pittsburgh owns a 10-31-1 (.250) record since 1952 when its quarterback makes their Steelers starting debut, including 5-17 (.227) at home and 5-14-1 (.275) on the road.
- The 10 signal callers to pick up victories in their first career start with the franchise include: **Mitch Trubisky** (2022), Devlin Hodges (2019), Charlie Batch (2005), Ben Roethlisberger (2004), Steve Bono (1987), Mike Kruczek (1976), Bobby Layne (1958), Earl Morrall (1957), Jack Scarbath (1956) and Ted Marchbroda (1956).
- The five signal callers to pick up road victories in their first career start with the franchise include: **Mitch Trubisky** (2022), Devlin Hodges (2019), Charlie Batch (2005), Ben Roethlisberger (2004) and Steve Bono (1987).

- QB **Kenny Pickett** completed 34-of-52 passes (65.4 percent) for 327 yards, one interception and a 74.8 rating in Week 5 at Buffalo.
- Pickett set franchise records for pass completions, pass attempts and passing yards by quarterbacks in Steelers starting debut.

FRANCHISE QB RECORDS IN TEAM STARTING DEBUT

CATEGORY	NAME	STAT
Completions	Kenny Pickett	34
Attempts	Kenny Pickett	52
Completion Percentage	Devlin Hodges	75.0%
Passing Yards	Kenny Pickett	327
Passing TDs	Tommy Maddox	3
	Earl Morrall	3
Quarterback Rating	Ted Marchbroda	120.0
Passing Yards/Attempt	Ron Smith	11.50

STEELERS WITH A FIRST-TIME STARTING QB

- Pittsburgh owns a 5-21-1 (.204) all-time record with a first-time starting quarterback. The five signal callers to register victories in their first career starts include: Devlin Hodges (2019), Ben Roethlisberger (2004), Steve Bono (1987), Mike Kruczek (1976) and Ted Marchbroda (1956).
- QB **Kenny Pickett** completed 34-of-52 passes (65.4 percent) for 327 yards, one interception and a 74.8 rating in Week 5 at Buffalo.
- Pickett set franchise records for pass completions, pass attempts and passing yards in a first career start.

FRANCHISE QB RECORDS IN CAREER STARTING DEBUT

CATEGORY	NAME	STAT
Completions	Kenny Pickett	34
Attempts	Kenny Pickett	52
Completion Percentage	Devlin Hodges	75.0%
Passing Yards	Kenny Pickett	327
Passing TDs	Mason Rudolph	2
	Ron Smith	2
	Rudy Bukich	2
	Scott Campbell	2
Quarterback Rating	Ted Marchbroda	120.0
Passing Yards/Attempt	Ron Smith	11.50

- Pickett's 34 completions are the most by a rookie quarterback in their first career start since the 1970 NFL-AFL merger (previous record was 32, Sam Bradford, St. Louis Rams, vs. Arizona Cardinals in 2010).
- Pickett's 52 pass attempts are tied for the third-most by a rookie quarterback in their first career start since the 1970 NFL-AFL merger (record is 55, Sam Bradford, St. Louis Rams, vs. Arizona Cardinals in 2010).
- Pickett's 327 passing yards are the eighth-most by a rookie quarterback in their first career start since the 1970 NFL-AFL merger (record is 422, Cam Newton, Carolina Panthers, at Arizona Cardinals in 2011).

NFL ROOKIE QB RECORDS IN CAREER STARTING DEBUT

CATEGORY	NAME	STAT
Completions	Kenny Pickett, 2022	34
Attempts	Sam Bradford, 2010	55
Completion Percentage	Marcus Mariota, 2015	86.7%
Passing Yards	Cam Newton, 2011	422
Passing TDs	Marcus Mariota, 2015	4
	Todd Bouman, 2001	4
Quarterback Rating	Marcus Mariota, 2015	158.3
Passing Yards/Attempt	Dennis Shaw	15.10

KENNY PICKETT RANKS IN NFL ROOKIE QB CAREER STARTING DEBUT

CATEGORY	STAT	RANK
Completions	34	1st
Attempts	52	2nd
Passing Yards	327	8th

WHEN FACING TOM BRADY WITH A ROOKIE QB

- Rookie quarterbacks have started 31 games vs. Tom Brady over his 23-year NFL career and own a 8-23 (.258) record.
- The eight rookie signal callers to lead their teams to victories over a Tom Brady-led team include **Kenny Pickett** (2022), Brock Purdy (2022), Desmond Ridder (2022), Geno Smith (2013), Russell Wilson (2012), Colt McCoy (2010), Mark Sanchez (2009) and **Ben Roethlisberger** (2004).
- Pickett snapped Brady's 12-game winning streak when starting against a rookie QBs. The last rookie to ever beat Brady was Geno Smith in Week 7, 2013. The first rookie to ever beat Brady was the last QB the Steelers drafted in the 1st round, Ben Roethlisberger in Week 8, 2004.
- Brady is 10-4 in his career against quarterbacks making their 1st or 2nd career start. The losses include Week 14, 2022 at San Francisco (Brock Purdy), Week 6, 2022 vs. Pittsburgh (Kenny Pickett), Week 2, 2009 at N.Y. Jets (Mark Sanchez) and Week 12, 2015 at Denver Broncos (Brock Osweiler). Ironically, three of the four signal callers were making their 2nd career start (Purdy made his first career start).

WINNING ROOKIE QB VS. TOM BRADY

PLAYER	DATE	RESULT	C-A-YDS-TD-INT
Desmond Ridder, ATL	01/08/2023	vs. TB (W, 30-17)	19-30-224-2-0
Brock Purdy, SF	12/11/2022	vs. TB (W, 35-7)	16-21-185-2-0
Kenny Pickett	11/16/2022	vs. TB (W, 20-18)	11-18-67-1-0
Geno Smith, NYJ	10/20/2013	vs. NE (W, 30-27)	17-33-233-1-1
Russell Wilson, SEA	10/14/2012	vs. NE (W, 24-23)	16-27-293-3-0
Colt McCoy, CLE	11/07/2010	vs. NE (W, 34-14)	14-19-174-0-0
Mark Sanchez, NYJ	09/20/2009	vs. NE (W, 16-9)	14-22-163-1-0
Ben Roethlisberger	10/31/2004	vs. NE (W, 34-20)	18-24-196-2-0

WALKOFF WIN

- Pittsburgh defeated Cincinnati in Week 1 after **K Chris Boswell** connected on a 53-yard field goal in overtime to win the game, 23-20.
- The Steelers played in three overtime games in 2021. Pittsburgh went 2-0-1 in those games.
- The Steelers four overtime games are tied for the fourth-most in the NFL since the start of the 2021 season.

MOST OT GAMES SINCE 2021

RANK	TEAM	GAMES
1.	Las Vegas Raiders	8
2.	Indianapolis Colts	5
	Minnesota Vikings	5
4.	Pittsburgh Steelers	4
	Five other teams	4

- Pittsburgh's .875 winning percentage in overtime games is the highest in the NFL since the start of the 2021 season (min. four games).

HIGHEST OT WIN PERCENTAGE SINCE 2021 (MIN. FOUR GAMES)

RANK	TEAM	W	L	T	WIN PCT.
1.	Pittsburgh Steelers	3	0	1	.875
2.	Las Vegas Raiders	6	2	0	.750
3.	Minnesota Vikings	3	2	0	.600
4.	Baltimore Ravens	2	2	0	.500
	Tennessee Titans	2	2	0	.500

- The Steelers are 26-21-4 (.541) in overtime games in franchise history (14-4-2, .750, at home) and to 8-4-2 (.682) at Acrisure Stadium.

HOME OPENER

- Pittsburgh owns a 51-36-3 (.583) record in home openers, including an 11-5 (.688) mark under head coach **Mike Tomlin**.
- Since Acrisure Stadium opened in 2001, the Steelers are 16-6 (.727) in their first home game of the season.
- The .727 winning percentage in regular-season home openers since 2001 ranks sixth-best in the NFL.

BEST HOME OPENING RECORD SINCE 2001

RANK	TEAM	W	L	T	WIN PCT.
1.	Denver Broncos	19	3	0	.864
2.	Seattle Seahawks	18	4	0	.818
3.	New England Patriots	17	5	0	.773
	Green Bay Packers	17	5	0	.773
	Baltimore Ravens	17	5	0	.773
6.	Pittsburgh Steelers	16	6	0	.727

KICKOFF WEEKEND

- Pittsburgh owns a 47-38-5 (.550) all-time record on Kickoff Weekend, including 31-18-3 (.625) at home and 16-20-2 (.447) on the road.
- The Steelers have opened eight consecutive seasons (2015-22) away from Acrisure Stadium. Pittsburgh is 5-2-1 (.688) in those season openers.
- Pittsburgh owns an 5-1-1 (.786) record against AFC North foes on Kickoff weekend.
- Pittsburgh's 31 victories on Kickoff Weekend since the NFL-AFL merger in 1970 are the third-most among AFC teams.

MOST KICKOFF WEEKEND WINS SINCE 1970 AFL-NFL MERGER

RANK	TEAM	WINS
1.	Denver Broncos	35
2.	Dallas Cowboys	33
3.	New England Patriots	32
4.	Pittsburgh Steelers	31
	Minnesota Vikings	31

STEELERS ON SUNDAY NIGHT

- Since Sunday Night Football debuted in 1978, the Steelers have played in 58 contests and hold a 31-27 (.534) mark under the lights on Sunday.
- Pittsburgh made two appearances in 2022 (Week 7 at Miami and Week 17 at Baltimore).
- The Steelers' Week 17 game with Baltimore marked the 10th meeting between the teams that was featured on NBC's Sunday Night Football – marking the most played AFC matchup on SNF since NBC Sports began with the package in the 2006 season (includes NFL Kickoff and Thanksgiving night games, which are part of the SNF package).
- Mike Tomlin has guided the Steelers to an 20-15 (.571) record on Sunday Night Football, including 10-7 (.588) at home and 10-8 (.556) on the road.
- Pittsburgh's 58 appearances on Sunday Night Football are the second-most in the NFL.

MOST SUNDAY NIGHT FOOTBALL APPEARANCES

RANK	TEAM	APPEARANCES
1.	Dallas Cowboys	76
2.	Pittsburgh Steelers	58
3.	New England Patriots	56
4.	N.Y. Giants	55
5.	Green Bay Packers	53

- Pittsburgh's 31 victories on Sunday Night Football are the fourth-most in the NFL.

MOST SUNDAY NIGHT FOOTBALL VICTORIES

RANK	TEAM	WINS
1.	Dallas Cowboys	38
2.	Green Bay Packers	34
3.	New England Patriots	32
4.	Pittsburgh Steelers	31
5.	Denver Broncos	28
	Philadelphia Eagles	28

- Pittsburgh's .534 winning percentage on Sunday Night Football is the fifth-highest in the NFL (min. 45 games played).

HIGHEST SUNDAY NIGHT FOOTBALL WINNING PERCENTAGE (MIN. 45 GAMES PLAYED)

RANK	TEAM	W	L	T	WIN PCT.
1.	Green Bay Packers	34	19	0	.642
2.	New England Patriots	32	24	0	.571
3.	Philadelphia Eagles	28	23	0	.549
4.	Denver Broncos	28	24	0	.538
5.	Pittsburgh Steelers	31	27	0	.534

- Pittsburgh's 24 home appearances on Sunday Night Football are tied for the seventh-most in the NFL.

MOST HOME SUNDAY NIGHT FOOTBALL APPEARANCES

RANK	TEAM	APPEARANCES
1.	Dallas Cowboys	36
2.	Seattle Seahawks	30
	L.A. Chargers	30
4.	New England Patriots	26
	Denver Broncos	26
6.	New Orleans Saints	25
7.	Pittsburgh Steelers	24
	N.Y. Giants	24
9.	Green Bay Packers	23
	Arizona Cardinals	23

- Pittsburgh's 14 home victories on Sunday Night Football are tied for the eighth-most in the NFL.

MOST HOME SUNDAY NIGHT FOOTBALL VICTORIES

RANK	TEAM	WINS
1.	Seattle Seahawks	22
2.	Dallas Cowboys	21
3.	Green Bay Packers	19
4.	New England Patriots	18
5.	Denver Broncos	17
6.	L.A. Chargers	15
	New Orleans Saints	15
8.	Pittsburgh Steelers	14
	Miami Dolphins	14
10.	San Francisco 49ers	13

- Pittsburgh's .583 home winning percentage on Sunday Night Football is tied for the eighth-highest in the NFL (min. 20 games played).

HIGHEST HOME SUNDAY NIGHT FOOTBALL WINNING PERCENTAGE (MIN. 20 GAMES PLAYED)

RANK	TEAM	W	L	T	WIN PCT.
1.	Green Bay Packers	19	4	0	.826
2.	Seattle Seahawks	22	8	0	.733
3.	Miami Dolphins	14	6	0	.700
4.	New England Patriots	18	8	0	.692
5.	Denver Broncos	17	9	0	.654
6.	New Orleans Saints	15	10	0	.600
7.	San Francisco 49ers	13	9	0	.591
8.	Pittsburgh Steelers	14	10	0	.583
	Dallas Cowboys	21	15	0	.583
10.	Minnesota Vikings	12	10	0	.545

- Pittsburgh's 34 road appearances on Sunday Night Football are the second-most in the NFL.

MOST ROAD SUNDAY NIGHT FOOTBALL APPEARANCES

RANK	TEAM	APPEARANCES
1.	Dallas Cowboys	40
2.	Pittsburgh Steelers	34
3.	Philadelphia Eagles	32
4.	N.Y. Giants	31
5.	New England Patriots	30
	Green Bay Packers	30

- Pittsburgh's 17 road victories on Sunday Night Football are tied for the most in the NFL.

MOST ROAD SUNDAY NIGHT FOOTBALL VICTORIES

RANK	TEAM	WINS
1.	Pittsburgh Steelers	17
	Dallas Cowboys	17
3.	Philadelphia Eagles	16
4.	Green Bay Packers	15
5.	Indianapolis Colts	14
	Las Vegas Raiders	14
	New England Patriots	14

- Pittsburgh's .500 road winning percentage on Sunday Night Football is tied for the second-highest in the NFL (min. 25 games played).

HIGHEST ROAD SUNDAY NIGHT FOOTBALL WINNING PERCENTAGE (MIN. 25 GAMES PLAYED)

RANK	TEAM	W	L	T	WIN PCT.
1.	Indianapolis Colts	14	13	0	.519
2.	Pittsburgh Steelers	17	17	0	.500
	Green Bay Packers	15	15	0	.500
	Philadelphia Eagles	16	16	0	.500
5.	Las Vegas Raiders	14	15	0	.483

STEELERS ON MONDAY NIGHT

- Since Monday Night Football debuted in 1970, the Steelers have played in 77 games and hold a 52-25 (.675) mark under the lights on Monday, including 29-5 (.853) at home and 23-20 (.535) on the road.
- Pittsburgh's 77 appearances on Monday Night Football are tied for the fourth-most in the NFL.

MOST MONDAY NIGHT FOOTBALL GAMES

RANK	TEAM	GAMES
1.	Miami Dolphins	86
2.	Dallas Cowboys	84
3.	San Francisco 49ers	81
4.	Pittsburgh Steelers	77
	Denver Broncos	77

- Pittsburgh's .675 winning percentage on Monday Night Football is the highest in the NFL (min. 50 games).

BEST MONDAY NIGHT FOOTBALL WIN PERCENTAGE (MIN. 50 GAMES)

RANK	TEAM	W	L	T	WIN PCT.
1.	Pittsburgh Steelers	52	25	0	.675
2.	San Francisco 49ers	52	29	0	.642
3.	Kansas City Chiefs	31	19	0	.620
4.	Dallas Cowboys	49	35	0	.583
5.	Las Vegas Raiders	42	31	1	.574

- The Steelers' 52 victories on Monday Night Football are tied for the most in the NFL.

MOST MONDAY NIGHT FOOTBALL WINS

RANK	TEAM	WINS
1.	Pittsburgh Steelers	52
	San Francisco 49ers	52
3.	Dallas Cowboys	49
4.	Miami Dolphins	43
5.	Las Vegas Raiders	42

- Pittsburgh's 43 road appearances on Monday Night Football are the fourth-most in the NFL.

MOST ROAD MONDAY NIGHT FOOTBALL GAMES

RANK	TEAM	GAMES
1.	N.Y. Giants	50
2.	Dallas Cowboys	45
	Las Vegas Raiders	45
4.	Pittsburgh Steelers	43
5.	Chicago Bears	42

- The Steelers' 23 road victories on Monday Night Football are the second-most in the NFL.

MOST MONDAY NIGHT FOOTBALL ROAD WINS

RANK	TEAM	WINS
1.	Dallas Cowboys	27
2.	Pittsburgh Steelers	23
3.	Las Vegas Raiders	22
	San Francisco 49ers	22
5.	N.Y. Giants	17
	Green Bay Packers	17
	L.A. Rams	17

- Pittsburgh's .535 road winning percentage on Monday Night Football is the third-highest in the NFL (min. 25 games).

BEST MONDAY NIGHT FOOTBALL ROAD WIN PERCENTAGE SINCE 1970 AFL-NFL MERGER (MIN. 25 GAMES)

RANK	TEAM	W	L	T	WIN PCT.
1.	Dallas Cowboys	27	18	0	.600
2.	San Francisco 49ers	22	15	0	.595
3.	Pittsburgh Steelers	23	20	0	.535
4.	Kansas City Chiefs	13	12	0	.520
5.	Las Vegas Raiders	22	22	1	.500
	Philadelphia Eagles	14	14	0	.500

- Pittsburgh's 34 home appearances on Monday Night Football are the eighth-most in the NFL.

MOST HOME MONDAY NIGHT FOOTBALL GAMES

RANK	TEAM	GAMES
1.	Miami Dolphins	56
2.	San Francisco 49ers	44
3.	Washington Commanders	40
4.	Philadelphia Eagles	39
	Dallas Cowboys	39
6.	Denver Broncos	38
7.	New Orleans Saints	36
8.	Pittsburgh Steelers	34
9.	Chicago Bears	33
10.	L.A. Chargers	31
	L.A. Rams	31

- The Steelers' 29 home victories on Monday Night Football are the third-most in the NFL.

MOST MONDAY NIGHT FOOTBALL HOME WINS

RANK	TEAM	WINS
1.	Miami Dolphins	34
2.	San Francisco 49ers	30
3.	Pittsburgh Steelers	29
4.	Denver Broncos	24
5.	Philadelphia Eagles	23

- Pittsburgh has won 20 consecutive Monday Night Football home games. The Steelers last lost a MNF home game on Oct. 14, 1991 vs. New York Giants (23-20).
- Pittsburgh's .853 home winning percentage on Monday Night Football is the highest in the NFL (min. 25 games).

BEST MONDAY NIGHT FOOTBALL HOME WIN PERCENTAGE SINCE 1970 AFL-NFL MERGER (MIN. 25 GAMES)

RANK	TEAM	W	L	T	WIN PCT.
1.	Pittsburgh Steelers	29	5	0	.853
2.	Seattle Seahawks	20	7	0	.741
3.	Kansas City Chiefs	18	7	0	.720
4.	Las Vegas Raiders	20	9	0	.690
5.	Green Bay Packers	20	9	1	.683

UNDER THE LIGHTS

- Pittsburgh is 94-67 (.584) in regular-season primetime games since the 1970 AFL-NFL merger.
- Pittsburgh made five primetime appearances in 2022 (Week 3 at Cleveland; Week 7 at Miami; Week 12 at Indianapolis; Week 16 vs. Las Vegas and Week 17 at Baltimore).
- Pittsburgh's 162 regular-season appearances in primetime are the second-most in the NFL since the 1970 AFL-NFL merger.

MOST REGULAR-SEASON PRIMETIME GAMES SINCE 1970 AFL-NFL MERGER

RANK	TEAM	GAMES
1.	Dallas Cowboys	182
2.	Pittsburgh Steelers	161
3.	Denver Broncos	152
4.	N.Y. Giants	148
5.	Green Bay Packers	144

- The Steelers' 94 regular-season victories in primetime are the second-most in the NFL since the 1970 AFL-NFL merger.

MOST REGULAR-SEASON PRIMETIME WINS SINCE 1970 AFL-NFL MERGER

RANK	TEAM	WINS
1.	Dallas Cowboys	100
2.	Pittsburgh Steelers	94
3.	San Francisco 49ers	85
4.	Green Bay Packers	82
5.	Philadelphia Eagles	80

- Pittsburgh's .584 winning percentage in primetime is the fourth-highest in the NFL since the 1970 AFL-NFL merger.

BEST REGULAR-SEASON PRIMETIME WIN PERCENTAGE SINCE 1970 AFL-NFL MERGER (MIN. 100 GAMES)

RANK	TEAM	W	L	T	WIN PCT.
1.	Kansas City Chiefs	69	40	0	.633
2.	Seattle Seahawks	64	37	1	.632
3.	San Francisco 49ers	85	56	0	.603
4.	Pittsburgh Steelers	94	67	0	.584
5.	Green Bay Packers	82	61	1	.573

- Pittsburgh's 69 regular-season home appearances in primetime are the seventh-most in the NFL since the 1970 AFL-NFL merger.

MOST REGULAR-SEASON HOME PRIMETIME GAMES SINCE 1970 AFL-NFL MERGER

RANK	TEAM	GAMES
1.	Miami Dolphins	87
2.	Dallas Cowboys	82
3.	San Francisco 49ers	80
4.	Denver Broncos	74
5.	L.A. Chargers	71
	Philadelphia Eagles	71
7.	Pittsburgh Steelers	69
8.	Seattle Seahawks	68
	New Orleans Saints	68
10.	Washington Commanders	67

- The Steelers' 52 regular-season home victories in primetime are the second-most in the NFL since the 1970 AFL-NFL merger.

MOST REGULAR-SEASON HOME PRIMETIME WINS SINCE 1970 AFL-NFL MERGER

RANK	TEAM	WINS
1.	Miami Dolphins	56
2.	Pittsburgh Steelers	52
3.	San Francisco 49ers	51
4.	Seattle Seahawks	48
5.	Denver Broncos	46
	Dallas Cowboys	46
	Green Bay Packers	46

- Pittsburgh's .754 home winning percentage in primetime is the highest in the NFL since the 1970 AFL-NFL merger.

BEST REGULAR-SEASON HOME PRIMETIME WIN PERCENTAGE SINCE 1970 AFL-NFL MERGER (MIN. 50 GAMES)

RANK	TEAM	W	L	T	WIN PCT.
1.	Pittsburgh Steelers	52	17	0	.754
2.	Green Bay Packers	46	18	1	.715
3.	Seattle Seahawks	48	20	0	.706
4.	Kansas City Chiefs	37	17	0	.685
5.	New England Patriots	40	21	0	.656

- Pittsburgh's 92 regular-season road appearances in primetime are the third-most in the NFL since the 1970 AFL-NFL merger.

MOST REGULAR-SEASON ROAD PRIMETIME GAMES SINCE 1970 AFL-NFL MERGER

RANK	TEAM	GAMES
1.	Dallas Cowboys	100
2.	N.Y. Giants	94
3.	Pittsburgh Steelers	92
4.	Las Vegas Raiders	86
5.	Chicago Bears	82

- Pittsburgh's 42 regular-season road victories in primetime are the second-most in the NFL since the 1970 AFL-NFL merger.

MOST REGULAR-SEASON ROAD PRIMETIME WINS SINCE 1970 AFL-NFL MERGER

RANK	TEAM	WINS
1.	Dallas Cowboys	54
2.	Pittsburgh Steelers	42
3.	Las Vegas Raiders	39
4.	Philadelphia Eagles	38
5.	Green Bay Packers	36
	New England Patriots	36
	Indianapolis Colts	36

STEELERS ON NEW YEAR'S DAY

- The Steelers have played in five games and hold a 4-1 (.800) mark on New Year's Day, including 1-0 (1.000) at home and 3-1 (.750) on the road.

NEW YEAR'S DAY RESULTS (4-1)				
Home: 1-0, Road: 3-1				
Date	Opponent	Site	Week	Result
01/01/2023	Baltimore Ravens	A	17	W, 16-13
01/01/2017	Cleveland Browns	A	17	W, 27-24 (ot)
01/01/2012	Cleveland Browns	A	17	W, 13-9
01/01/2006	Detroit Lions	H	17	W, 35-21
01/01/1984	L.A. Raiders	A	DIV	L, 10-38
*indicates home game				
*indicates playoff game				

CELEBRATING THE NEW YEAR

- Pittsburgh owns a regular-season record of 14-2 (.875) in the month of January since the 1970 NFL-AFL merger.
- The Steelers' 14 regular-season victories in the month of January are the most in the NFL over the span.

MOST REGULAR-SEASON JANUARY WINS SINCE 1970 NFL-AFL MERGER

RANK	TEAM	WINS
1.	Pittsburgh Steelers	14
2.	Green Bay Packers	11
	New England Patriots	11
	Seattle Seahawks	11
5.	Kansas City Chiefs	10
	San Francisco 49ers	10

- Pittsburgh's .875 regular-season winning percentage in the month of January is the highest in the NFL over the span.

HIGHEST REGULAR-SEASON JANUARY WINNING PERCENTAGE SINCE 1970 NFL-AFL MERGER

RANK	TEAM	W	L	T	WIN PCT.
1.	Pittsburgh Steelers	14	2	0	.875
2.	Green Bay Packers	11	5	0	.688
	New England Patriots	11	5	0	.688
	Seattle Seahawks	11	5	0	.688
5.	L.A. Chargers	9	5	0	.643

- The Steelers' seven regular-season road victories in the month of January are the most in the NFL over the span.

MOST REGULAR-SEASON JANUARY ROAD WINS SINCE 1970 NFL-AFL MERGER

RANK	TEAM	WINS
1.	Pittsburgh Steelers	7
2.	Green Bay Packers	5
	Tennessee Titans	5
	Las Vegas Raiders	5
	L.A. Chargers	5
	New Orleans Saints	5
	San Francisco 49ers	5
	Kansas City Chiefs	5

- Pittsburgh's .875 regular-season road winning percentage in the month of January is the highest in the NFL over the span.

HIGHEST REGULAR-SEASON JANUARY ROAD WINNING PERCENTAGE SINCE 1970 NFL-AFL MERGER

RANK	TEAM	W	L	T	WIN PCT.
1.	Pittsburgh Steelers	7	1	0	.875
2.	Philadelphia Eagles	4	1	0	.800
3.	Las Vegas Raiders	5	2	0	.714
	L.A. Chargers	5	2	0	.714
5.	Washington Commanders	4	2	0	.667

- The Steelers' seven regular-season home victories in the month of January are tied for the second-most in the NFL over the span.

MOST REGULAR-SEASON JANUARY HOME WINS SINCE 1970 NFL-AFL MERGER

RANK	TEAM	WINS
1.	New England Patriots	9
2.	Pittsburgh Steelers	7
	Buffalo Bills	7
	Seattle Seahawks	7
5.	Six teams tied with	6

- Pittsburgh's .875 regular-season home winning percentage in the month of January is tied for the third-highest in the NFL over the span.

HIGHEST REGULAR-SEASON JANUARY HOME WINNING PERCENTAGE SINCE 1970 NFL-AFL MERGER

RANK	TEAM	W	L	T	WIN PCT.
1.	Jacksonville Jaguars	5	0	0	1.000
2.	New England Patriots	9	1	0	.900
3.	Pittsburgh Steelers	7	1	0	.875
	Buffalo Bills	7	1	0	.875
	Minnesota Vikings	7	1	0	.875

- Pittsburgh owns a regular-season record of 9-1 (.900) under head coach Mike Tomlin in the month of January (since 2007).
- The Steelers' nine regular-season victories in the month of January under Tomlin are the most in the NFL over the span.

MOST REGULAR-SEASON JANUARY WINS SINCE 2007

RANK	TEAM	WINS
1.	Pittsburgh Steelers	9
2.	Seattle Seahawks	8
	San Francisco 49ers	8
4.	Green Bay Packers	7
	Kansas City Chiefs	7

- Pittsburgh's .900 regular-season winning percentage in the month of January under Tomlin is the highest in the NFL over the span.

HIGHEST REGULAR-SEASON JANUARY WINNING PERCENTAGE SINCE 2007

RANK	TEAM	W	L	T	WIN PCT.
1.	Pittsburgh Steelers	9	1	0	.900
2.	Seattle Seahawks	8	2	0	.800
	San Francisco 49ers	8	2	0	.800
4.	Green Bay Packers	7	3	0	.700
	Kansas City Chiefs	7	3	0	.700

CLOCK TURNS TO DECEMBER

- Pittsburgh owns the NFL's second-best record in the month of December with a 122-81 (.601) mark since the 1970 AFL-NFL merger.
- The Steelers have been undefeated in December six times (1972, 1976, 1978, 2004, 2014 and 2016).
- Pittsburgh's 122 victories in the month of December are the third-most since the 1970 AFL-NFL merger.

MOST DECEMBER VICTORIES SINCE THE 1970 AFL-NFL MERGER

RANK	TEAM	VICTORIES
1.	Green Bay Packers	127
2.	San Francisco 49ers	123
3.	Pittsburgh Steelers	122
4.	New England Patriots	117
5.	Miami Dolphins	115

- The Steelers' .601 winning percentage in the month of December is the second-highest since the 1970 AFL-NFL merger.

HIGHEST DECEMBER WINNING PERCENTAGE SINCE THE 1970 AFL-NFL MERGER

RANK	TEAM	W	L	T	WIN PCT.
1.	Green Bay Packers	127	72	2	.637
2.	Pittsburgh Steelers	122	81	0	.601
3.	San Francisco 49ers	123	82	0	.600
4.	Baltimore Ravens	66	47	0	.584
5.	New England Patriots	117	84	0	.582

- Pittsburgh is 76-30 (.717) in December home games since the 1970 AFL-NFL merger.
- The Steelers' 76 home victories in the month of December are the second-most since the 1970 AFL-NFL merger.

MOST DECEMBER HOME VICTORIES SINCE THE 1970 AFL-NFL MERGER

RANK	TEAM	VICTORIES
1.	Miami Dolphins	80
2.	Pittsburgh Steelers	76
3.	San Francisco 49ers	73
4.	Kansas City Chiefs	71
5.	Cincinnati Bengals	69
	Green Bay Packers	69

- Pittsburgh's .717 home winning percentage in the month of December is the fourth-highest since the 1970 AFL-NFL merger.

HIGHEST DECEMBER HOME WINNING PERCENTAGE SINCE THE 1970 AFL-NFL MERGER

RANK	TEAM	W	L	T	WIN PCT.
1.	Green Bay Packers	69	21	0	.767
2.	Baltimore Ravens	46	17	0	.730
3.	Kansas City Chiefs	71	27	1	.722
4.	Pittsburgh Steelers	76	30	0	.717
5.	San Francisco 49ers	73	32	0	.695

- Pittsburgh is 46-51 (.474) in December road games since the 1970 AFL-NFL merger.
- Pittsburgh owns a 44-26 (.629) record in the month of December since 2007.
- The Steelers' 44 victories in the month of December since 2007 are tied for the third-most in the NFL over the span.

MOST DECEMBER VICTORIES SINCE 2007

RANK	TEAM	WINS
1.	New England Patriots	49
2.	Green Bay Packers	48
3.	Pittsburgh Steelers	44
	L.A. Chargers	44
5.	Philadelphia Eagles	43

- Pittsburgh's .629 winning percentage in the month of December since 2007 is tied for the third-highest in the NFL over the span.

BEST DECEMBER WIN PERCENTAGE SINCE 2007

RANK	TEAM	W	L	T	WIN PCT.
1.	Green Bay Packers	48	18	0	.727
2.	New England Patriots	49	20	0	.710
3.	Pittsburgh Steelers	44	26	0	.629
	L.A. Chargers	44	26	0	.629
5.	Philadelphia Eagles	43	26	0	.623

- Pittsburgh is 15-15 (.500) in December road games since 2007.
- Pittsburgh owns a 29-11 (.725) home record in the month of December since 2007.
- The Steelers' 29 home victories in the month of December since 2007 are tied for the most in the NFL over the span.

MOST DECEMBER HOME VICTORIES SINCE 2007

RANK	TEAM	WINS
1.	Pittsburgh Steelers	29
	Green Bay Packers	29
3.	Baltimore Ravens	27
4.	Seattle Seahawks	26
5.	New England Patriots	25

- Pittsburgh's .725 home winning percentage in the month of December since 2007 is the fifth-highest in the NFL over the span.

BEST DECEMBER HOME WIN PERCENTAGE SINCE 2007

RANK	TEAM	W	L	T	WIN PCT.
1.	Green Bay Packers	29	5	0	.853
2.	San Francisco 49ers	24	8	0	.750
3.	New England Patriots	25	9	0	.735
4.	Indianapolis Colts	22	8	0	.733
5.	Pittsburgh Steelers	29	11	0	.725

AUTUMN CARRIES MORE (BLACK) GOLD IN ITS POCKET

- Pittsburgh owns the NFL's best record in the month of November with a 136-81-2 (.626) mark since the 1970 AFL-NFL merger.
- The Steelers have been undefeated in November four times (1975, 1994, 1995 and 2020).
- Pittsburgh's 136 victories in the month of November are the most since the 1970 AFL-NFL merger.

MOST NOVEMBER VICTORIES SINCE THE 1970 AFL-NFL MERGER

RANK	TEAM	VICTORIES
1.	Pittsburgh Steelers	136
2.	Dallas Cowboys	133
3.	Miami Dolphins	129
4.	Minnesota Vikings	127
5.	Denver Broncos	123

- The Steelers' .626 winning percentage in the month of November is the highest since the 1970 AFL-NFL merger.

HIGHEST NOVEMBER WINNING PERCENTAGE SINCE THE 1970 AFL-NFL MERGER

RANK	TEAM	W	L	T	WIN PCT.
1.	Pittsburgh Steelers	136	81	2	.626
2.	Baltimore Ravens	67	44	1	.603
3.	Minnesota Vikings	127	88	2	.590
4.	Miami Dolphins	129	90	0	.589
5.	Denver Broncos	123	88	1	.583
	Dallas Cowboys	133	95	0	.583

- Pittsburgh is 62-53 (.539) in November road games since the 1970 AFL-NFL merger.
- The Steelers' 62 road victories in the month of November are the most since the 1970 AFL-NFL merger.

MOST NOVEMBER ROAD VICTORIES SINCE THE 1970 AFL-NFL MERGER

RANK	TEAM	VICTORIES
1.	Pittsburgh Steelers	62
2.	Miami Dolphins	60
3.	Denver Broncos	59
4.	New England Patriots	56
5.	Indianapolis Colts	53

- Pittsburgh's .539 road winning percentage in the month of November is the second-highest since the 1970 AFL-NFL merger.

HIGHEST NOVEMBER ROAD WINNING PERCENTAGE SINCE THE 1970 AFL-NFL MERGER

RANK	TEAM	W	L	T	WIN PCT.
1.	Denver Broncos	59	50	1	.541
2.	Pittsburgh Steelers	62	53	0	.539
3.	Miami Dolphins	60	57	0	.513
4.	New England Patriots	56	55	0	.505
	Dallas Cowboys	49	48	0	.505

- Pittsburgh is 74-28-2 (.721) in November home games since the 1970 AFL-NFL merger.
- The Steelers' 74 home victories in the month of November are the third-most since the 1970 AFL-NFL merger.

MOST NOVEMBER HOME VICTORIES SINCE THE 1970 AFL-NFL MERGER

RANK	TEAM	VICTORIES
1.	Dallas Cowboys	84
2.	Minnesota Vikings	79
3.	Pittsburgh Steelers	74
4.	Miami Dolphins	69
5.	Detroit Lions	68

- Pittsburgh's .721 home winning percentage in the month of November is the second-highest since the 1970 AFL-NFL merger.

HIGHEST NOVEMBER HOME WINNING PERCENTAGE SINCE THE 1970 AFL-NFL MERGER

RANK	TEAM	W	L	T	WIN PCT.
1.	Baltimore Ravens	40	15	1	.723
2.	Pittsburgh Steelers	74	28	2	.721
3.	Minnesota Vikings	79	33	0	.705
4.	Miami Dolphins	69	33	0	.676
5.	Dallas Cowboys	84	47	0	.641

- Pittsburgh owns a 40-22-1 (.643) record in the month of November since 2007.
- The Steelers' 40 victories in the month of November since 2007 are the fifth-most in the NFL over the span.

MOST NOVEMBER VICTORIES SINCE 2007

RANK	TEAM	WINS
1.	Baltimore Ravens	42
	New England Patriots	42
	Dallas Cowboys	42
4.	New Orleans Saints	41
5.	Pittsburgh Steelers	40

- Pittsburgh's .643 winning percentage in the month of November since 2007 is the third-highest in the NFL over the span.

BEST NOVEMBER WIN PERCENTAGE SINCE 2007

RANK	TEAM	W	L	T	WIN PCT.
1.	New England Patriots	42	16	0	.724
2.	Baltimore Ravens	42	22	0	.656
3.	Pittsburgh Steelers	40	22	1	.643
4.	New Orleans Saints	41	25	0	.621
	Minnesota Vikings	38	23	1	.621

- The Steelers own a 20-13 (.606) road record in the month of November since 2007.
- Pittsburgh's 20 road victories in the month of November since 2007 are the most in the NFL over the span.

MOST NOVEMBER ROAD VICTORIES SINCE 2007

RANK	TEAM	WINS
1.	Pittsburgh Steelers	20
2.	New England Patriots	19
	Dallas Cowboys	19
4.	New Orleans Saints	18
5.	Indianapolis Colts	17
	Denver Broncos	17
	Baltimore Ravens	17
	Tennessee Titans	17

- The Steelers' .606 road winning percentage in the month of November since 2007 is the fourth-highest in the NFL over the span.

BEST NOVEMBER ROAD WIN PERCENTAGE SINCE 2007

RANK	TEAM	W	L	T	WIN PCT.
1.	Indianapolis Colts	17	9	0	.654
2.	Dallas Cowboys	19	11	0	.633
3.	New England Patriots	19	12	0	.613
4.	Pittsburgh Steelers	20	13	0	.606
5.	New Orleans Saints	18	14	0	.563

- Pittsburgh owns a 20-9-1 (.683) home record in the month of November since 2007.
- The Steelers' 20 home victories in the month of November since 2007 are tied for the eighth-most in the NFL over the span.

MOST NOVEMBER HOME VICTORIES SINCE 2007

RANK	TEAM	WINS
1.	Baltimore Ravens	25
2.	New Orleans Saints	23
	New England Patriots	23
	Dallas Cowboys	23
	Minnesota Vikings	23
6.	Indianapolis Colts	22
7.	Miami Dolphins	21
8.	Pittsburgh Steelers	20
	Atlanta Falcons	20
10.	Green Bay Packers	19
	Seattle Seahawks	19

- Pittsburgh's .683 home winning percentage in the month of November since 2007 is the fifth-highest in the NFL over the span.

BEST NOVEMBER HOME WIN PERCENTAGE SINCE 2007

RANK	TEAM	W	L	T	WIN PCT.
1.	New England Patriots	23	4	0	.852
2.	Minnesota Vikings	23	7	0	.767
3.	Baltimore Ravens	25	8	0	.758
4.	Miami Dolphins	21	9	0	.700
5.	Pittsburgh Steelers	20	9	1	.683

OCTOBER REIGN

- Pittsburgh owns the NFL's best record in the month of October with a 139-72 (.659) mark since the 1970 AFL-NFL merger.
- Pittsburgh has been undefeated in October 10 times (1974, 1975, 1983, 1997, 2000, 2001, 2004, 2009, 2018, 2020).
- Pittsburgh's 139 victories in the month of October are the most since the 1970 AFL-NFL merger.

MOST OCTOBER VICTORIES SINCE THE 1970 AFL-NFL MERGER

RANK	TEAM	VICTORIES
1.	Pittsburgh Steelers	139
2.	New England Patriots	131
3.	Denver Broncos	121
4.	Dallas Cowboys	119
	Minnesota Vikings	119

- The Steelers' .659 winning percentage in the month of October is the highest since the 1970 AFL-NFL merger.

HIGHEST NOVEMBER WINNING PERCENTAGE SINCE THE 1970 AFL-NFL MERGER

RANK	TEAM	W	L	T	WIN PCT.
1.	Pittsburgh Steelers	139	72	0	.659
2.	New England Patriots	131	90	0	.593
3.	Minnesota Vikings	119	89	0	.572
4.	Denver Broncos	121	91	1	.570
5.	Las Vegas Raiders	116	88	3	.568

- Pittsburgh is 57-49 (.538) in October road games since the 1970 AFL-NFL merger.
- The Steelers' 57 road victories in the month of October are the most since the 1970 AFL-NFL merger.

MOST OCTOBER ROAD VICTORIES SINCE THE 1970 AFL-NFL MERGER

RANK	TEAM	VICTORIES
1.	Pittsburgh Steelers	57
2.	San Francisco 49ers	55
	New England Patriots	55
4.	Indianapolis Colts	54
	Denver Broncos	54

- Pittsburgh's .538 road winning percentage in the month of October is the highest since the 1970 AFL-NFL merger.

HIGHEST NOVEMBER ROAD WINNING PERCENTAGE SINCE THE 1970 AFL-NFL MERGER

RANK	TEAM	W	L	T	WIN PCT.
1.	Pittsburgh Steelers	57	49	0	.538
2.	San Francisco 49ers	55	49	1	.529
3.	Las Vegas Raiders	52	47	1	.525
4.	Miami Dolphins	53	51	0	.510
5.	Denver Broncos	54	53	0	.505
	New England Patriots	55	54	0	.505

- Pittsburgh is 82-23 (.781) in October home games since the 1970 AFL-NFL merger.
- The Steelers' 82 home victories in the month of October are the most since the 1970 AFL-NFL merger.

MOST OCTOBER HOME VICTORIES SINCE THE 1970 AFL-NFL MERGER

RANK	TEAM	VICTORIES
1.	Pittsburgh Steelers	82
2.	New England Patriots	76
3.	Dallas Cowboys	73
4.	Washington Commanders	69
5.	Green Bay Packers	68
	Minnesota Vikings	68

- Pittsburgh's .781 home winning percentage in the month of October is the highest since the 1970 AFL-NFL merger.

HIGHEST NOVEMBER HOME WINNING PERCENTAGE SINCE THE 1970 AFL-NFL MERGER

RANK	TEAM	W	L	T	WIN PCT.
1.	Pittsburgh Steelers	82	23	0	.781
2.	Dallas Cowboys	73	34	0	.682
3.	New England Patriots	76	36	0	.679
4.	Minnesota Vikings	68	33	0	.673
5.	Washington Commanders	69	35	0	.663

- Pittsburgh owns a 42-19 (.689) record in the month of October since 2007.
- The Steelers' 42 victories in the month of October since 2007 are tied for the third-most in the NFL over the span.

MOST OCTOBER VICTORIES SINCE 2007

RANK	TEAM	WINS
1.	New England Patriots	53
2.	New Orleans Saints	46
3.	Pittsburgh Steelers	42
	Green Bay Packers	42
5.	N.Y. Giants	36

- Pittsburgh's .689 winning percentage in the month of October since 2007 is the fourth-highest in the NFL over the span.

BEST OCTOBER WIN PERCENTAGE SINCE 2007

RANK	TEAM	W	L	T	WIN PCT.
1.	New England Patriots	53	15	0	.779
2.	New Orleans Saints	46	16	0	.742
3.	Green Bay Packers	42	18	0	.700
4.	Pittsburgh Steelers	42	19	0	.689
5.	Kansas City Chiefs	35	27	0	.565

- Pittsburgh is 17-12 (.586) in October road games since 2007.
- The Steelers' 17 road victories in the month of October since 2007 are tied for the fifth-most in the NFL over the span.

MOST OCTOBER ROAD VICTORIES SINCE 2007

RANK	TEAM	WINS
1.	New England Patriots	25
2.	New Orleans Saints	20
	Seattle Seahawks	20
4.	Green Bay Packers	19
5.	Pittsburgh Steelers	17
	Philadelphia Eagles	17
	Kansas City Chiefs	17
	Buffalo Bills	17

- Pittsburgh's .586 road winning percentage in the month of October is the fourth-highest since 2007.

HIGHEST OCTOBER ROAD WINNING PERCENTAGE SINCE 2007

RANK	TEAM	W	L	T	WIN PCT.
1.	New England Patriots	25	8	0	.758
2.	New Orleans Saints	20	10	0	.667
3.	Green Bay Packers	19	11	0	.633
4.	Pittsburgh Steelers	17	12	0	.586
	Kansas City Chiefs	17	12	0	.586

- Pittsburgh is 25-7 (.781) in October home games since 2007.
- The Steelers' 25 home victories in the month of October since 2007 are the third-most in the NFL over the span.

MOST OCTOBER HOME VICTORIES SINCE 2007

RANK	TEAM	WINS
1.	New England Patriots	28
2.	New Orleans Saints	26
3.	Pittsburgh Steelers	25
4.	Green Bay Packers	23
5.	Houston Texans	21

- Pittsburgh's .781 home winning percentage in the month of October is the third-highest since 2007.

HIGHEST OCTOBER HOME WINNING PERCENTAGE SINCE 2007

RANK	TEAM	W	L	T	WIN PCT.
1.	New Orleans Saints	26	6	0	.813
2.	New England Patriots	28	7	0	.800
3.	Pittsburgh Steelers	25	7	0	.781
4.	Green Bay Packers	23	7	0	.767
5.	Indianapolis Colts	19	8	0	.704

STEELERS ON CHRISTMAS EVE

- The Steelers have played in nine games and hold a 5-4 (.556) mark on Christmas Eve, including 2-1 (.667) at home and 3-3 (.500) on the road.

CHRISTMAS EVE RESULTS (5-4)

Home: 2-1, Road: 3-3

Date	Opponent	Site	Week	Result
12/24/2022	Las Vegas Raiders	H	16	W, 13-10
12/24/2011	St. Louis Rams	H	16	W, 27-0
12/24/2006	Baltimore Ravens	H	16	L, 7-31
12/24/2005	Cleveland Browns	A	16	W, 41-0
12/24/2000	San Diego Chargers	A	17	W, 34-21
12/24/1995	Green Bay Packers	A	17	L, 19-24
12/24/1994	San Diego Chargers	A	17	L, 34-37
12/24/1989	Tampa Bay Buccaneers	A	16	W, 31-22
12/24/1977	Denver Broncos	A	DIV	L, 34-21

*indicates home game

*indicates playoff game

STEELERS IN THE COLD

- The gametime temperature in Week 16 vs. Las Vegas was eight degrees, which was the second-coldest home game in franchise history.
- The coldest game-time temperature ever recorded for a Steelers home game was 5 degrees on Dec. 17, 1989, vs. New England.
- It was 11 degrees for a New Year's Eve meeting with Cleveland in 2017 and the 2004 AFC championship game vs. New England.
- The coldest temperature on record for any Steelers game was a Dec. 10, 1977, loss at the Cincinnati Bengals, when it was announced as 2 degrees at Riverfront Stadium.

COLDEST GAMES IN FRANCHISE HISTORY

Date	Opponent	Result	Temperature
12/10/1977	at Cincinnati Bengals	L, 10-17	2°
12/17/1989	vs. New England Patriots	W, 28-10	5°
12/24/2022	vs. Las Vegas Raiders	W, 13-10	8°
12/31/2017	vs. Cleveland Browns	W, 28-24	11°
01/23/2005	vs. New England Patriots	L, 27-41	11°
12/10/2009	at Cleveland Browns	L, 6-13	15°
01/04/1976	vs. Oakland Raiders	W, 16-10	16°
01/08/2017	vs. Miami Dolphins	W, 30-12	17°
01/23/2011	vs. N.Y. Jets	W, 24-19	17°
01/14/2018	vs. Jacksonville Jaguars	L, 42-45	18°
11/24/2013	at Cleveland Browns	W, 27-11	20°
12/07/2006	vs. Cleveland Browns	W, 27-7	20°
12/30/2001	at Cincinnati Bengals	L, 23-26 (ot)	20°
12/18/1983	at Cleveland Browns	L, 17-30	20°
01/20/2002	vs. Baltimore Ravens	W, 27-10	21°
12/07/2008	vs. Dallas Cowboys	W, 20-13	22°
12/15/1985	vs. Buffalo Bills	W, 30-24	22°
12/12/1982	at Buffalo Bills	L, 0-13	22°
01/06/1980	vs. Houston Oilers	W, 27-13	22°

*indicates playoff game

STEELERS ON A SHORT WEEK FOLLOWING MONDAY NIGHT FOOTBALL

- Pittsburgh has played 71 games in franchise history on a short week following Monday Night Football.
- The Steelers own an impressive 41-29-1 (.585) mark in such contests, including victories in five of their last six such games.
- Pittsburgh has won 10 of its last 13 games on a short week following Monday Night Football.
- The Steelers own a 14-7-1 (.659) record under head coach **Mike Tomlin** on a short week following Monday Night Football.
- Pittsburgh is 30-22-1 (.575) at home on a short week following Monday Night Football, including a 16-12-1 (.569) record at Acrisure Stadium.
- The Steelers are 11-7 (.611) on the road on a short week following Monday Night Football, including victories in each of their last six such games.

STEELERS ON FIVE DAYS REST

- Pittsburgh has played 117 games in franchise history on five days rest.
- The Steelers own a 61-55-1 (.526) mark in such contests, including victories in Week 13 at Atlanta and Week 16 vs. Las Vegas.
- Pittsburgh has won 11 of its last 14 games on five days rest.
- Pittsburgh is 42-30-1 (.582) at home and 19-25 (.432) on the road on five days rest.
- Pittsburgh's 117 regular-season games played on five days rest are the most in NFL history.

MOST REGULAR-SEASON GAMES PLAYED ON FIVE DAYS REST

RANK	TEAM	GAMES
1.	Pittsburgh Steelers	117
2.	N.Y. Giants	111
3.	Washington Commanders	106
4.	Las Vegas Raiders	103
5.	Miami Dolphins	101

- The Steelers' 61 regular-season victories on five days rest are tied for the most in NFL history.

MOST REGULAR-SEASON WINS ON FIVE DAYS REST

RANK	TEAM	WINS
1.	Pittsburgh Steelers	61
	San Francisco 49ers	61
3.	Washington Commanders	58
	Denver Broncos	58
	N.Y. Giants	58

- Pittsburgh's .526 winning percentage on five days rest is the third-highest in NFL history (min. 100 games).

BEST WIN PERCENTAGE ON FIVE DAYS REST (MIN. 100 GAMES)

RANK	TEAM	W	L	T	WIN PCT.
1.	San Francisco 49ers	61	39	0	.610
2.	Washington Commanders	58	48	0	.547
3.	Pittsburgh Steelers	61	55	1	.526
4.	N.Y. Giants	58	53	0	.523
5.	Miami Dolphins	51	48	2	.515

- Pittsburgh's 44 regular-season road games played on five days rest are the ninth-most in NFL history.

MOST REGULAR-SEASON ROAD GAMES PLAYED ON FIVE DAYS REST

RANK	TEAM	GAMES
1.	Washington Commanders	51
2.	Dallas Cowboys	50
3.	Las Vegas Raiders	49
	Miami Dolphins	49
5.	Chicago Bears	49
6.	New York Giants	48
7.	Green Bay Packers	47
8.	Philadelphia Eagles	46
9.	Pittsburgh Steelers	44
10.	San Francisco 49ers	41
	Indianapolis Colts	41

- The Steelers' 19 regular-season road victories on five days rest are tied for the ninth-most in NFL history.

MOST REGULAR-SEASON ROAD WINS ON FIVE DAYS REST

RANK	TEAM	WINS
1.	Green Bay Packers	28
2.	Washington Commanders	25
	Dallas Cowboys	25
	New York Giants	25
5.	Chicago Bears	23
6.	Minnesota Vikings	21
7.	Indianapolis Colts	20
	Denver Broncos	20
9.	Pittsburgh Steelers	19
	San Francisco 49ers	19
	Los Angeles Chargers	19

- Pittsburgh's 73 regular-season home games played on five days rest are the most in NFL history.

MOST REGULAR-SEASON HOME GAMES PLAYED ON FIVE DAYS REST

RANK	TEAM	GAMES
1.	Pittsburgh Steelers	73
2.	N.Y. Giants	63
3.	N.Y. Jets	61
	L.A. Rams	61
5.	San Francisco 49ers	59

- The Steelers' 42 regular-season home victories on five days rest are tied for the most in NFL history.

MOST REGULAR-SEASON HOME WINS ON FIVE DAYS REST

RANK	TEAM	WINS
1.	Pittsburgh Steelers	42
	San Francisco 49ers	42
3.	Denver Broncos	38
4.	L.A. Rams	36
5.	N.Y. Giants	33
	Miami Dolphins	33
	Washington Commanders	33

- Pittsburgh's .582 winning percentage on five days rest is the fourth-highest in NFL history (min. 55 games).

BEST WIN PERCENTAGE ON FIVE DAYS REST (MIN. 55 GAMES)

RANK	TEAM	W	L	T	WIN PCT.
1.	San Francisco 49ers	42	17	0	.712
2.	L.A. Rams	36	24	1	.600
	Washington Commanders	33	22	0	.600
4.	Pittsburgh Steelers	42	30	1	.582
5.	N.Y. Giants	33	30	0	.524

- The Steelers own a 14-8-1 (.630) record under head coach **Mike Tomlin** on five days rest.

STEELERS ON NINE DAYS REST

- Pittsburgh has played 31 games on franchise history on nine days rest, which is the fourth-most in the NFL.
- The Steelers are 20-11 (.645) in franchise history on nine days rest.

MOST GAMES ON NINE DAYS REST IN NFL HISTORY

RANK	TEAM	GAMES
1.	Detroit Lions	85
2.	Dallas Cowboys	50
3.	Green Bay Packers	37
4.	Pittsburgh Steelers	31
5.	Indianapolis Colts	26

- Pittsburgh's 20 victories in franchise history on nine days rest are the fourth-most in NFL history.

MOST VICTORIES ON NINE DAYS REST IN NFL HISTORY

RANK	TEAM	WINS
1.	Detroit Lions	34
2.	Dallas Cowboys	31
3.	Green Bay Packers	24
4.	Pittsburgh Steelers	20
5.	Chicago Bears	15
	Minnesota Vikings	15

- The Steelers' .645 winning percentage in franchise history on nine days rest is the second-highest in NFL history (min. 20 games played).

HIGHEST WINNING PERCENTAGE ON NINE DAYS REST IN NFL HISTORY (MIN. 20 GAMES)

RANK	TEAM	W	L	T	WIN PCT.
1.	Green Bay Packers	24	13	0	.649
2.	Pittsburgh Steelers	20	11	0	.645
3.	Minnesota Vikings	15	9	0	.625
4.	Dallas Cowboys	31	19	0	.620
5.	Arizona Cardinals	13	8	0	.619
	L.A. Rams	13	8	0	.619

- Since Thursday Night Football debuted in 1980, the Steelers have played in 25 contests on nine days rest, which is the third-most in the League.
- Pittsburgh is 17-8 (.680) in on nine days rest since 1980.

MOST GAMES ON NINE DAYS REST SINCE 1980

RANK	TEAM	GAMES
1.	Detroit Lions	43
2.	Dallas Cowboys	39
3.	Pittsburgh Steelers	25
4.	Green Bay Packers	23
5.	Minnesota Vikings	22

- The Steelers' 17 victories on nine days rest since 1980 are the second-most in the NFL.

MOST VICTORIES ON NINE DAYS REST SINCE 1980

RANK	TEAM	WINS
1.	Dallas Cowboys	22
2.	Pittsburgh Steelers	17
3.	Green Bay Packers	16
4.	Minnesota Vikings	13
5.	Chicago Bears	12
	New England Patriots	12

- Pittsburgh's .680 winning percentage on nine days rest since 1980 is the second-highest in the NFL.

HIGHEST WINNING PERCENTAGE ON NINE DAYS REST SINCE 1980

RANK	TEAM	W	L	T	WIN PCT.
1.	New Orleans Saints	10	4	0	.714
2.	Green Bay Packers	16	7	0	.696
3.	Pittsburgh Steelers	17	8	0	.680
4.	Baltimore Ravens	10	5	0	.667
	New England Patriots	12	6	0	.667

- Mike Tomlin has guided the Steelers to a 12-4 (.750) record on nine days rest, including 6-2 (.750) at home and 6-2 (.750) on the road.
- Pittsburgh's .750 winning percentage under Tomlin on nine days rest is the second-highest in the NFL since 2007.

HIGHEST WINNING PERCENTAGE ON NINE DAYS REST SINCE 2007

RANK	TEAM	W	L	T	WIN PCT.
1.	New England Patriots	10	2	0	.833
2.	Pittsburgh Steelers	12	4	0	.750
3.	Green Bay Packers	11	4	0	.733
4.	Baltimore Ravens	9	4	0	.692
	Denver Broncos	9	4	0	.692
	New Orleans Saints	9	4	0	.692

STEELERS ON THURSDAY NIGHT

- Since Thursday Night Football debuted in 1980, the Steelers have played in 24 contests and hold an 11-13 (.458) mark under the lights on Thursday.
- Pittsburgh's 24 appearances on Thursday Night Football are the most in the NFL since 1980.

MOST THURSDAY NIGHT FOOTBALL GAMES SINCE 1980

RANK	TEAM	GAMES
1.	Pittsburgh Steelers	24
2.	Indianapolis Colts	20
3.	Tennessee Titans	19
	New England Patriots	19
	Minnesota Vikings	19
	Kansas City Chiefs	19
	Green Bay Packers	19

- Mike Tomlin has guided the Steelers to an 8-9 (.471) record on Thursday Night Football, including 6-1 (.857) at home and 2-8 (.200) on the road.
- Pittsburgh's 17 appearances on Thursday Night Football are tied for the most in the NFL since 2007.

MOST THURSDAY NIGHT GAMES SINCE 2007

RANK	TEAM	GAMES
1.	Pittsburgh Steelers	17
	Indianapolis Colts	17
	Denver Broncos	17
4.	New Orleans Saints	16
5.	Four teams tied with	15

- The Steelers' eight victories on Thursday Night Football since 2007 rank tied for eighth in the NFL.
- Pittsburgh has played 32 games in franchise history on Thursday, including 24 on Thursday night.
- The 32 appearances on Thursday rank seventh in the NFL.

STEELERS ON THREE DAYS REST

- Pittsburgh has played 23 games (9-14, .391) since the 1970 AFL-NFL merger on three days rest, which is the fourth-most in the League.
- **Mike Tomlin** has guided the Steelers to a 7-8 (.467) record on three days rest, including 5-1 (.833) at home and 2-7 (.222) on the road.

STEELERS ON SATURDAY

- Since Saturday football debuted in 1940, the Steelers have played in 48 regular-season games and hold a 27-21 (.563) mark on Saturday, including 17-6 (.739) at home and 10-15 (.400) on the road.
- Pittsburgh's 48 regular-season appearances on Saturday are the second-most in the NFL since 1940.

MOST SATURDAY REGULAR-SEASON GAMES SINCE 1940

RANK	TEAM	GAMES
1.	N.Y. Jets	54
2.	Pittsburgh Steelers	48
3.	Indianapolis Colts	47
4.	N.Y. Giants	45
5.	Buffalo Bills	44

- The Steelers' 27 regular-season victories on Saturday are the most in the NFL since 1940.

MOST SATURDAY REGULAR-SEASON WINS SINCE 1940

RANK	TEAM	WINS
1.	Pittsburgh Steelers	35
2.	San Francisco 49ers	31
3.	New England Patriots	30
4.	Green Bay Packers	29
5.	Buffalo Bills	28

- Pittsburgh's .563 winning percentage on Saturday is the highest in the NFL since 1940 (min. 40 games).

BEST SATURDAY REGULAR-SEASON WIN PERCENTAGE SINCE 1940 (MIN. 40 GAMES)

RANK	TEAM	W	L	T	WIN PCT.
1.	Pittsburgh Steelers	27	21	0	.563
2.	N.Y. Giants	25	20	0	.556
3.	Buffalo Bills	22	20	2	.524
4.	New England Patriots	18	21	1	.462
5.	Indianapolis Colts	21	26	0	.447

- Pittsburgh's 23 regular-season home appearances on Saturday are the fifth-most in the NFL since 1940.

MOST SATURDAY REGULAR-SEASON HOME GAMES SINCE 1940

RANK	TEAM	GAMES
1.	N.Y. Jets	37
2.	San Francisco 49ers	26
3.	Buffalo Bills	25
4.	N.Y. Giants	24
5.	Pittsburgh Steelers	23

- The Steelers' 17 regular-season home victories on Saturday are the most in the NFL since 1940.

MOST SATURDAY REGULAR-SEASON HOME WINS SINCE 1940

RANK	TEAM	WINS
1.	Pittsburgh Steelers	17
2.	N.Y. Giants	15
3.	San Francisco 49ers	14
	L.A. Chargers	14
4.	Buffalo Bills	13
	N.Y. Jets	13

- Pittsburgh's .739 regular-season home winning percentage on Saturday is the highest in the NFL since 1940 (min. 20 games).

BEST SATURDAY REGULAR-SEASON HOME WIN PERCENTAGE SINCE 1940 (MIN. 20 GAMES)

RANK	TEAM	W	L	T	WIN PCT.
1.	Pittsburgh Steelers	17	6	0	.739
2.	N.Y. Giants	15	9	0	.625
3.	Buffalo Bills	13	11	1	.542
4.	San Francisco 49ers	14	12	0	.538
5.	Miami Dolphins	9	9	2	.500

- Pittsburgh's 25 regular-season road appearances on Saturday are the third-most in the NFL since 1940.

MOST SATURDAY ROAD GAMES

RANK	TEAM	GAMES
1.	Indianapolis Colts	28
2.	New England Patriots	26
3.	Pittsburgh Steelers	25
4.	Washington Commanders	24
	Denver Broncos	24

- The Steelers' 10 road victories on Saturday are tied for the fourth-most in the NFL since 1940.

MOST SATURDAY ROAD WINS

RANK	TEAM	WINS
1.	Green Bay Packers	13
2.	Kansas City Chiefs	12
3.	Washington Commanders	11
4.	Pittsburgh Steelers	10
	N.Y. Giants	10
	New England Patriots	10

STEELERS IN A DOME

- Since the 1970 AFL-NFL merger, the Steelers have played in 72 overall and 68 regular-season games in a dome.
- Pittsburgh owns a 40-32 (.556) overall mark in games played indoor since the 1970 AFL-NFL merger.
- The Steelers own a 37-31 (.544) regular-season mark in games played indoor since the 1970 AFL-NFL merger.
- Pittsburgh has played in 15 domes in franchise history, including first-time visits to SoFi Stadium (L.A. Chargers) and U.S. Bank Stadium (Minnesota Vikings) in 2021 and Mercedes-Benz Stadium (Atlanta Falcons) in 2022.
- Pittsburgh's .544 winning percentage in regular-season games played in a dome is the second-highest in the NFL among non-dome opponents since the 1970 AFL-NFL merger (min. 65 games played).

BEST REGULAR-SEASON WIN PERCENTAGE IN DOMES BY NON-DOME OPPONENT SINCE 1970 AFL-NFL MERGER (MIN. 65 GAMES)

RANK	TEAM	W	L	T	WIN PCT.
1.	New England Patriots	42	27	0	.609
2.	Pittsburgh Steelers	37	31	0	.544
3.	Philadelphia Eagles	36	34	1	.514
4.	Kansas City Chiefs	39	37	0	.513
5.	San Francisco 49ers	67	64	0	.511

- The Steelers' .650 winning percentage under head coach **Mike Tomlin** in regular-season games played in a dome is the highest in the NFL among non-dome opponents since 2007 (min. 15 games played).

BEST REGULAR-SEASON WIN PERCENTAGE IN DOMES BY NON-DOME OPPONENT SINCE 2007 (MIN. 15 GAMES)

RANK	TEAM	W	L	T	WIN PCT.
1.	Pittsburgh Steelers	13	7	0	.650
2.	New England Patriots	14	10	0	.583
3.	Kansas City Chiefs	14	11	0	.560
4.	Green Bay Packers	27	22	0	.551
5.	N.Y. Jets	10	9	0	.526

STEELERS CIRCLE THE WAGONS

- Prior to Pittsburgh's 20-18 victory over Tampa Bay in Week 6 of 2022, Tom Brady was 15-0 in his career against opponents that entered the game with one or fewer wins and four or more losses.
- Prior to Pittsburgh's 20-18 victory over Tampa Bay in Week 6, the Steelers were 0-6 in the Super Bowl era in the ensuing game after a loss by 35 or more points. The last time Pittsburgh rebounded from a 35 or more-point loss with a win in its next game was in Week 2 of 1962. The Steelers lost the season opener that season to Detroit, 45-7, only to knock off Dallas a week later, 30-28.
- Pittsburgh is 5-5 (.500) when entering a regular-season game with a single-season four-game losing streak since the 1970 AFL-NFL merger.
- Pittsburgh has entered 10 regular-season games with an in-season four-game losing streak since the 1970 AFL-NFL merger, which is tied for the second-fewest in the League over the span.

FEWEST REGULAR-SEASON GAMES WITH IN-SEASON FOUR-GAME LOSING STREAK SINCE 1970 AFL-NFL MERGER

RANK	TEAM	GAMES
1.	Baltimore Ravens	6
2.	Pittsburgh Steelers	10
	Miami Dolphins	10
4.	Houston Texans	12
5.	Minnesota Vikings	13
	Dallas Cowboys	13

- Pittsburgh is 3-1 (.667) in the regular season when entering a game with an in-season four-game losing streak since 2007, **Mike Tomlin's** first year as Pittsburgh head coach, which is the fifth-highest in the League over the span.

BEST REGULAR-SEASON WIN PERCENTAGE WITH IN-SEASON FOUR-GAME LOSING STREAK SINCE 2007

RANK	TEAM	RECORD	WIN PCT.
1.	New England Patriots	1-0	1.000
2.	Pittsburgh Steelers	3-1	.750
	Minnesota Vikings	3-1	.750
	New Orleans Saints	3-1	.750
5.	Denver Broncos	5-2	.714

NEXT MAN UP

- In Week 6's 20-18 victory over Tampa Bay, Pittsburgh played without the following starters on defense: LB **T.J. Watt**, CB **Cam Sutton**, CB **Ahkello Witherspoon** and **S Minkah Fitzpatrick**. The Steelers were also without the services of CB **Levi Wallace**, who started multiple games in 2022.
- LB **Malik Reed**, **S Tre Norwood**, CB **Josh Jackson**, CB **James Pierre**, **S Elijah Riley** and CB **Arthur Maulet** (in those six players' absences) combined for 21 tackles and one pass defended.
- Reed, Jackson and Riley all opened the 2022 season on another NFL roster.
- Reed was acquired, via trade with Denver, along with the Broncos seventh-round selection in the 2023 draft in exchange for the Steelers' sixth-round selection in the 2023 draft.
- Jackson and Riley were both promoted from the Pittsburgh practice squad in the two weeks prior.
- Jackson and Pierre each made their first start of the 2022 season.
- Jackson had not started an NFL game since Nov. 15, 2020 vs. Jacksonville (as a member of Green Bay).
- Pierre, who has started just five career games, had not started an NFL game since Nov. 28, 2021 at Cincinnati.
- Pierre was one of six outside cornerbacks that played at least 25 coverage snaps in Week 6 and allowed only one reception as the nearest defender.

OUT OF THE GATES

- The Steelers' first TD of the 2022 season was a **S Minkah Fitzpatrick** 31-yard interception return. It was the first non-offensive TD to open the regular season since Sept. 10, 2017 at Cleveland when Anthony Chickillo recovered a blocked punt for a TD.
- It was the first defensive TD to open the regular season since Sept. 13, 1987 vs. San Francisco when Delton Hall returned a fumble 50 yards for a TD.
- The Steelers had never previously opened the regular season with an interception return for TD in franchise history.

WHEN FACING STARTING QB DRAFTED NO. 1 OVERALL

- Pittsburgh has played 107 games in franchise history against an opposing starting QB who was drafted No. 1 overall.
- The Steelers are 66-37-4 (.636) in the regular season when facing a starting QB who was drafted No. 1 overall.
- Pittsburgh ranks first in winning percentage and tied for fourth in victories in the regular season when facing a starting QB who was drafted No. 1 overall (since 1950).
- The Steelers played two games in 2022 against an opposing starting QB who was drafted No. 1 overall (Week 1 and Week 11 vs. Joe Burrow).
- The Steelers played five games in 2021 against an opposing starting QB who was drafted No. 1 overall (Joe Burrow, 2; Baker Mayfield, 2; Jared Goff, 1).
- Pittsburgh also played five games in 2020 against an opposing starting QB who was drafted No. 1 overall (Baker Mayfield, 3; Alex Smith, 1; Joe Burrow, 1).
- Pittsburgh is 36-19-4 (.644) in the regular season at home when facing a starting QB who was drafted No. 1 overall.
- The Steelers are 30-18 (.625) in the regular season on the road when facing a starting QB who was drafted No. 1 overall.
- Pittsburgh is 26-15-1 (.631) in the regular season under head coach **Mike Tomlin** when facing a starting QB who was drafted No. 1 overall.

HIGHEST WIN PCT VS. STARTING QB DRAFTED NO. 1 OVERALL – SINCE 1950

RANK	TEAM	W	L	T	WIN PCT.
1.	Pittsburgh Steelers	66	37	4	.636
2.	Philadelphia Eagles	82	53	2	.606
3.	New England Patriots	61	43	0	.587
4.	Denver Broncos	53	40	0	.570
5.	Green Bay Packers	66	55	1	.545
6.	Buffalo Bills	61	52	0	.540
7.	Minnesota Vikings	57	49	1	.537
8.	Indianapolis Colts	63	55	0	.534
9.	San Francisco 49ers	71	63	1	.530
10.	Miami Dolphins	59	53	0	.527

MOST WINS VS. STARTING QB DRAFTED NO. 1 OVERALL – SINCE 1950

RANK	TEAM	WINS
1.	Philadelphia Eagles	82
2.	San Francisco 49ers	71
3.	Seattle Seahawks	67
4.	Pittsburgh Steelers	66
	Green Bay Packers	66
6.	Indianapolis Colts	63
7.	Buffalo Bills	61
	New England Patriots	61
	New Orleans Saints	61
	New York Giants	61

STEELERS VERY FAMILIAR WITH ANDY DALTON

- Since the NFL started tracking quarterback starts, 15 different signal callers have started 10 or more games against Pittsburgh.
- New Orleans quarterback Andy Dalton has made 17 career starts against the Steelers, 16 of which took place when Dalton was the starting quarterback in Cincinnati (2011-19).
- Only Ken Anderson (23), Joe Flacco (21) and Warren Moon (21) have started more games against Pittsburgh since 1991.

MOST QB STARTS VS. PITTSBURGH SINCE 1991

RANK	PLAYER	QB STARTS
1.	Ken Anderson	23
2.	Joe Flacco	21
	Warren Moon	21
4.	Andy Dalton	17
5.	Dan Pastorini	16

- Pittsburgh has defeated Dalton-quarterbacked teams 14 times, which is the most of an opposing signal caller since the 1970 AFL-NFL merger.

MOST VICTORIES VS. OPPOSING QB SINCE 1970 AFL-NFL MERGER

RANK	OPP. QUARTERBACK	VICTORIES
1.	Andy Dalton	14
2.	Ken Anderson	12
	Brian Sipe	12
4.	Joe Flacco	11
	Warren Moon	11
	Dan Pastorini	11

- The Steelers' .824 winning percentage vs. Dalton is the second-highest against an opposing signal caller since the 1970 AFL-NFL merger.

HIGHEST STEELERS' WINNING PERCENTAGE VS. OPPOSING QB SINCE 1970 AFL-NFL MERGER

RANK	OPP. QUARTERBACK	W	L	T	WIN PCT.
1.	Vinny Testaverde	10	2	0	.833
2.	Andy Dalton	14	3	0	.824
3.	Brian Sipe	12	3	0	.800
4.	Dan Pastorini	11	5	0	.688
5.	Jeff Blake	8	4	0	.667

ANDY DALTON CAREER STARTS VS. PITTSBURGH

DATE	TEAM	SCORE	C-A-Y	TD-INT	RTG
11/13/2022	New Orleans	L, 10-20	17-27-174	1-2	62.9
09/30/2019	Cincinnati	L, 3-27	21-37-171	0-1	57.4
10/14/2018	Cincinnati	L, 21-28	26-42-229	2-0	92.3
12/04/2017	Cincinnati	L, 20-23	21-36-234	2-0	96.3
10/22/2017	Cincinnati	L, 14-29	17-30-140	2-2	63.2
12/18/2016	Cincinnati	L, 20-24	16-27-157	0-1	60.3
09/18/2016	Cincinnati	L, 16-24	31-54-366	1-0	84.3
12/13/2015	Cincinnati	L, 20-33	3-5-59	0-1	61.7
11/01/2015	Cincinnati	W, 16-10	23-38-231	1-2	64.7
12/28/2014	Cincinnati	L, 17-27	27-38-244	2-2	83.7
12/07/2014	Cincinnati	L, 21-42	21-29-302	2-0	128.8
12/15/2013	Cincinnati	L, 20-30	25-44-230	2-0	86.4
09/16/2013	Cincinnati	W, 20-10	25-45-280	1-0	81.7
12/23/2012	Cincinnati	W, 13-10	24-41-278	0-2	58.8
10/21/2012	Cincinnati	L, 17-24	14-28-105	1-1	56.4
12/04/2011	Cincinnati	L, 7-35	11-24-135	1-0	77.6
11/13/2011	Cincinnati	L, 17-24	15-30-170	2-2	61.8
		3-14	19.8-33.8-206.2	20-16	76.3
Indicates game played at Acrisure Stadium					

STEELERS VS. OPPONENT COMING OF A BYE

- Since the bye week returned to the NFL in 1990, the Steelers have played in 32 contests against an opponent coming off a bye week and hold a 17-14-1 (.547) record.
- Pittsburgh's .547 winning percentage against an opponent coming off a bye week is the eighth-highest in the NFL.

HIGHEST WINNING PERCENTAGE VS. OPPONENT COMING OFF A BYE SINCE 1990

RANK	TEAM	W	L	T	WIN PCT.
1.	Dallas Cowboys	23	10	0	.697
2.	Indianapolis Colts	21	14	0	.600
3.	New England Patriots	22	15	0	.595
4.	Green Bay Packers	24	17	0	.585
5.	Denver Broncos	22	16	0	.579
6.	Tennessee Titans	19	14	0	.576
7.	Kansas City Chiefs	16	13	0	.552
8.	Pittsburgh Steelers	17	14	1	.547
9.	Chicago Bears	18	15	0	.545
	N.Y. Giants	18	15	0	.545

- Pittsburgh is 9-4-1 (.679) in home games against an opponent coming off a bye week.
- The Steelers' .679 winning percentage in home games against an opponent coming off a bye week is the sixth-highest in the NFL.

HIGHEST HOME WINNING PERCENTAGE VS. OPPONENT COMING OFF A BYE SINCE 1990

RANK	TEAM	W	L	T	WIN PCT.
1.	Kansas City Chiefs	10	3	0	.769
2.	Dallas Cowboys	13	4	0	.765
3.	Minnesota Vikings	13	5	0	.722
4.	Baltimore Ravens	10	4	0	.714
5.	Green Bay Packers	14	6	0	.700
6.	Pittsburgh Steelers	9	4	1	.679

- Pittsburgh has lost twice in its last eight games against an opponent coming off a bye week (5-2-1, .688). The Steelers are 8-5-1 (.607) in their last 14 such games.
- Mike Tomlin has guided the Steelers to a 9-7-1 (.559) record in games against an opponent coming off a bye week.

STEELERS FOLLOWING A BYE WEEK

- Since the bye week returned to the NFL in 1990, the Steelers have played in 34 contests following a bye week and hold a 22-12 (.647) record.
- Pittsburgh's 22 victories following a bye week are tied for the fifth-most in the NFL.

MOST VICTORIES FOLLOWING A BYE WEEK SINCE 1990

RANK	TEAM	VICTORIES
1.	Denver Broncos	24
	Philadelphia Eagles	24
	Buffalo Bills	24
4.	Dallas Cowboys	23
5.	Pittsburgh Steelers	22

- The Steelers' .647 winning percentage following a bye week is tied for the sixth-highest in the NFL.

HIGHEST WINNING PERCENTAGE FOLLOWING A BYE WEEK SINCE 1990

RANK	TEAM	W	L	T	WIN PCT.
1.	Denver Broncos	24	10	0	.706
	Philadelphia Eagles	24	10	0	.706
3.	Baltimore Ravens	19	8	0	.704
4.	Buffalo Bills	24	11	0	.686
5.	Dallas Cowboys	23	11	0	.676
6.	Pittsburgh Steelers	22	12	0	.647

- Pittsburgh's .786 home winning percentage following a bye week is the third-highest in the NFL.

HIGHEST HOME WINNING PERCENTAGE FOLLOWING A BYE WEEK SINCE 1990

RANK	TEAM	W	L	T	WIN PCT.
1.	Green Bay Packers	12	2	0	.857
2.	Minnesota Vikings	12	3	0	.800
3.	Pittsburgh Steelers	11	3	0	.786
4.	Denver Broncos	16	5	0	.762
5.	Buffalo Bills	19	6	0	.760

- The Steelers' .857 home winning percentage following a bye week is tied for the highest in the NFL since 2007.

HIGHEST HOME WINNING PERCENTAGE FOLLOWING A BYE WEEK SINCE 2007

RANK	TEAM	W	L	T	WIN PCT.
1.	Pittsburgh Steelers	6	1	0	.857
	Green Bay Packers	6	1	0	.857
3.	Buffalo Bills	11	2	0	.846
4.	Baltimore Ravens	9	2	0	.818
5.	Tennessee Titans	8	2	0	.800
	New Orleans Saints	8	2	0	.800

- Mike Tomlin has guided the Steelers to a 12-4 (.750) record in games following a bye week, including a 6-1 (.857) mark at Acrisure Stadium.
- Tomlin's .750 winning percentage and 12 victories following a bye week are each tied for the most in the NFL since 2007.

MOST VICTORIES FOLLOWING A BYE WEEK SINCE 2007

RANK	TEAM	VICTORIES
1.	Pittsburgh Steelers	12
	Indianapolis Colts	12
	Baltimore Ravens	12
	Buffalo Bills	12
5.	Four teams tied with	11

HIGHEST WINNING PERCENTAGE FOLLOWING A BYE WEEK SINCE 2007

RANK	TEAM	W	L	T	WIN PCT.
1.	Pittsburgh Steelers	12	4	0	.750
	Indianapolis Colts	12	4	0	.750
	Baltimore Ravens	12	4	0	.750
4.	Buffalo Bills	12	5	0	.706
5.	Four teams tied with	11	5	0	.688

- Tomlin's .750 winning percentage following a bye week is the third-highest in the NFL since 2007 (min. 10 games).

HIGHEST WINNING PERCENTAGE FOLLOWING A BYE WEEK SINCE 2007 (MIN. 10 GAMES)

RANK	COACH	W	L	T	WIN PCT.
1.	Andy Reid	13	3	0	.813
2.	John Harbaugh	12	3	0	.800
3.	Mike Tomlin	12	4	0	.750
4.	Bill Belichick	11	5	0	.688
5.	Mike McCarthy	10	5	0	.667

- Tomlin's 12 victories following a bye week each are tied for the second-most in the NFL since 2007.

MOST VICTORIES FOLLOWING A BYE WEEK SINCE 2007

RANK	COACH	VICTORIES
1.	Andy Reid	13
2.	Mike Tomlin	12
	John Harbaugh	12
4.	Bill Belichick	11
5.	Mike McCarthy	10

- Tomlin's .750 winning percentage following a bye week is the third-highest in the NFL since 1990 (min. 15 games).

HIGHEST WINNING PERCENTAGE FOLLOWING A BYE WEEK SINCE 1990 (MIN. 15 GAMES)

RANK	COACH	W	L	T	WIN PCT.
1.	Andy Reid	21	3	0	.875
2.	John Harbaugh	12	3	0	.800
3.	Mike Tomlin	12	4	0	.750
4.	Mike McCarthy	11	5	0	.688
	Marty Schottenheimer	11	5	0	.688

- Tomlin's 12 victories following a bye week are tied for the third-most in the NFL since 1990.

MOST VICTORIES FOLLOWING A BYE WEEK SINCE 1990

RANK	COACH	VICTORIES
1.	Andy Reid	21
2.	Bill Belichick	18
3.	Mike Tomlin	12
	Tom Coughlin	12
	Marty Schottenheimer	12

STEELERS ENTERING A BYE

- Since the bye week returned to the NFL in 1990, the Steelers have played in 32 contests entering their bye week and hold a 19-13 (.594) record. Pittsburgh has won five of six and seven of its last nine games entering its bye week.
- The Steelers have won four of their last five road games entering the bye week and hold an 8-7 (.533) record in such games.
- Head coach **Mike Tomlin** has guided the Steelers to an 11-5 (.688) record in games entering the bye week, including a 6-3 (.667) mark on the road.

MISCELLANEOUS NOTES

- Pittsburgh (7-0) was one of three teams with a perfect record this season when scoring first, joining Kansas City (10-0) and Cincinnati (9-0).
- Pittsburgh played eight games this season without committing a turnover. The eight turnover-less games were tied for the second-most in the NFL.

MOST GAMES WITHOUT COMMITTING A TURNOVER IN 2022

RANK	TEAM	GAMES
1.	Detroit Lions	9
2.	Pittsburgh Steelers	8
	Miami Dolphins	8
4.	San Francisco 49ers	7
	Philadelphia Eagles	7
	N.Y. Giants	7

- The Steelers went 7-1 this season when they did not commit a turnover.
- Pittsburgh scored TDs on its first two offensive possessions in Week 15 at Carolina. The Steelers scored TDs on their first two offensive possessions for the first time since Week 7 of 2020 at Tennessee.
- Pittsburgh has faced 15 or more third down attempts in a game on 182 occasions since 1991. The Steelers' 75.0-percent conversion rate vs. Carolina (12-for-16) was their highest over the span. The previous high was 73.3 percent (11-for-15) on Oct. 11, 2020 vs. Philadelphia.

HIGHEST THIRD-DOWN CONVERSION RATE BY STEELERS SINCE 1991 (MIN. 15 3RD DOWN ATT.)

RANK	VS. OPP. (DATE)	3RD DOWN	PCT.
1.	at Carolina (Dec. 18, 2022)	12-16	.750
2.	vs. Philadelphia (Oct. 11, 2020)	11-15	.733
3.	vs. Tennessee (Oct. 25, 2020)	13-18	.722
4.	at Cleveland (Sept. 12, 1999)	15-21	.714
5.	vs. Green Bay (Nov. 9, 1998)	12-17	.706
	at Cleveland (Oct. 27, 1991)	12-17	.706

- Pittsburgh rushed the football 45 times (for 156 yards) at Carolina. The 45 carries were the most for the Steelers since Dec. 7, 2006 when Pittsburgh ran it 52 times.

MOST RUSHES BY STEELERS UNDER HEAD COACH MIKE TOMLIN

RANK	VS. OPP. (DATE)	RUSHES
1.	at Carolina (Dec. 18, 2022)	45
	at Buffalo (Nov. 28, 2020)	45
3.	vs. New Orleans (Nov. 13, 2022)	43
	vs. Cincinnati (Oct. 22, 2017)	43
5.	at Cleveland (Sept. 9, 2007)	42
	at Baltimore (Oct. 1, 2017)	42
	at Buffalo (Dec. 11, 2016)	42

- The 21-play, 11:43 drive at Carolina was the Steelers' longest drive in terms of both plays and time of possession since 1993. The previous long drive since 1993 in terms of plays was a 19-play drive at Green Bay on Dec. 24, 1995. The previous long drive since 1994 in terms of time of possession was an 11:15 drive at Baltimore on Dec. 16, 2001.

- Pittsburgh's scoring drive to open the third quarter (11:43) against the Panthers was the longest drive in terms of time of possession in the NFL this season and the second-longest in the last four seasons (San Francisco had a 13:05 drive in 2021 vs. Jacksonville). The Steelers also registered 106 total yards on the drive.
- The only longer drives, in terms of plays, in the NFL since 1993: Nov. 30, 1997, when San Diego had a 25-play drive vs. Denver, Oct. 7, 2007, when New Orleans had a 24-play drive vs. Carolina, Oct. 8, 2000, when Indianapolis had a 22-play drive at New England and Dec. 24, 1994, when Oakland had a 22-play drive vs. Kansas City.

LONGEST STEELERS' DRIVES BY PLAYS SINCE 1993

RANK	VS. OPP. (DATE)	PLAYS	NET YDS	TOP
1.	at Carolina (Dec. 18, 2022)	21	91	11:43
2.	at Green Bay (Dec. 24, 1995)	19	74	5:16
3.	vs. Cincinnati (Sept. 26, 2021)	18	88	9:03
	at Cleveland (Sept. 12, 1999)	18	79	7:37
	at Baltimore (Dec. 1, 1996)	18	85	10:09
indicates drive resulted in TD				
indicates drive resulted in FG				
indicates drive resulted in no points				

LONGEST STEELERS' DRIVES BY TIME SINCE 1994

RANK	VS. OPP. (DATE)	PLAYS	NET YDS	TOP
1.	at Carolina (Dec. 18, 2022)	21	91	11:43
2.	at Baltimore (Dec. 16, 2001)	17	70	11:15
3.	at Baltimore (Oct. 1, 2017)	16	84	10:23
4.	vs. Seattle (Oct. 7, 2007)	17	80	10:17
5.	vs. N.Y. Jets (Sept. 16, 2012)	14	75	10:13
indicates drive resulted in TD				
indicates drive resulted in FG				
indicates drive resulted in no points				

LONGEST NFL DRIVES BY PLAYS SINCE 1993

RANK	GAME (DATE)	PLAYS	NET YDS	TOP
1.	LAC vs. DEN (Nov. 30, 1997)	25	91	11:43
2.	NO vs. CAR (Oct. 7, 2007)	24	93	10:22
3.	IND at NE (Oct. 8, 2000)	22	65	10:19
	LV at KC (Dec. 24, 1994)	22	86	12:14
4-5.	at Carolina (Dec. 18, 2022)	21	91	11:43
indicates drive resulted in TD				
indicates drive resulted in FG				
indicates drive resulted in no points				

- Pittsburgh held Carolina to only 14 yards rushing in the first half – the fewest yards rushing in a first half by the Panthers since Week 1 vs. Cleveland (11 yards). Carolina rushed for 78 and 93 yards, respectively, in the first half of each of its last two games (at Seattle, vs. Denver).
- Pittsburgh did not allow Carolina a single rushing first down. The Steelers have not held an opponent without a first down by rush since Dec. 6, 2015 vs. Indianapolis.
- Pittsburgh limited the Panthers to just 21 yards rushing on 16 carries (1.3 avg.). The 21 yards rushing for Carolina was its fewest in a game since Week 1 of 2012 at Tampa Bay (10 yards rushing). The 21 yards rushing for the Panthers was their fifth-fewest in franchise history (dating back to 1995).

FEWEST RUSH YARDS BY CAROLINA IN FRANCHISE HISTORY

RANK	OPP. (DATE)	RUSH YDS
1.	at New Orleans (10/15/2000)	10
	at Tampa Bay (09/09/2012)	10
3.	vs. San Diego (12/17/2000)	11
4.	at Green Bay (12/12/1999)	13
5.	vs. Pittsburgh (12/18/2022)	21

- The Steelers grounded Carolina’s run game to the tune of just 1.3 yards/rush. The 1.3 yards/rush for the Panthers was their worst in a game since Week 5 of 2017 at Detroit (1.0 avg.). The 1.3 yards/rush for Carolina was its sixth-lowest effort in franchise history (dating back to 1995).

FEWEST YARDS/RUSH BY CAROLINA IN FRANCHISE HISTORY

RANK	OPP. (DATE)	YDS/RUSH
1.	vs. San Diego (12/17/2000)	0.73
2.	at Tampa Bay (09/09/2012)	0.77
3.	at New Orleans (10/15/2000)	0.83
4.	at Green Bay (12/12/1999)	1.00
	at Detroit (10/08/2017)	1.00
6.	vs. Pittsburgh (12/18/2022)	1.31

- Pittsburgh has not held an opponent to 21 yards rushing or less since Week 10 of 2015 when the Steelers held Cleveland to just 15 yards rushing. The 21 yards rushing allowed by Pittsburgh is the ninth-fewest in a game since the 1970 AFL-NFL merger.

FEWEST RUSH YARDS ALLOWED BY PITTSBURGH SINCE 1970 AFL-NFL MERGER

RANK	OPP. (DATE)	RUSH YDS
1.	vs. New England (10/31/2004)	5
2.	at Cleveland (09/12/1999)	9
3.	vs. Cincinnati (12/23/2012)	14
4.	vs. Cleveland (11/15/2015)	15
5.	vs. San Diego Chargers (10/04/2009)	16
6.	at Detroit (10/01/1989)	18
	vs. Cleveland (12/07/2006)	18
8.	vs. San Diego Chargers (10/10/1993)	19
9.	at Carolina (12/18/2022)	21
10.	at New England (12/09/2007)	22

- Pittsburgh has not held an opponent to 1.3 yards/rush or less since Week 10 of 2015 when the Steelers held Cleveland to just 1.1 yards/rush. The 1.3 yards/rush allowed by Pittsburgh is the sixth-lowest in a game since the 1970 AFL-NFL merger.

FEWEST YARDS/RUSH ALLOWED BY PITTSBURGH SINCE 1970 AFL-NFL MERGER

RANK	OPP. (DATE)	YDS/RUSH
1.	vs. New England (10/31/2004)	0.83
2.	vs. Cincinnati (12/23/2012)	0.88
3.	vs. San Diego Chargers (10/10/1993)	0.95
4.	at Cleveland (09/12/1999)	1.00
5.	vs. Cleveland (11/15/2015)	1.07
6.	at Carolina (12/18/2022)	1.31
7.	vs. Cleveland (12/19/1982)	1.41
	vs. Houston Oilers (11/24/1991)	1.41
9.	vs. Houston Texans (12/08/2002)	1.42
10.	at New Orleans (10/31/2010)	1.43

- Carolina entered Week 15 vs. Pittsburgh having run for 169 or more yards in five of its previous seven games, including four games with at least 173 yards on the ground.
- TE **Pat Freiermuth’s** 57-yard reception in Week 13 at Atlanta snapped the 21-game streak without a 50+ yard pass play for the Steelers. The 21-game streak without a 50+ yard pass play was the second-longest active streak in the NFL. The 57-yard catch was the longest reception by a Pittsburgh tight end since Vance McDonald’s 75-yard reception against the Buccaneers in 2018. It was the second-longest reception by a Steelers’ tight end in the **Mike Tomlin** era.

- The Steelers ran for 789 yards in a five-game span (Week 8, Weeks 10-13) in 2022, which was the second-most by the franchise across any five-game span under head coach **Mike Tomlin**.

MOST RUSH YARDS IN FIVE-GAME SPAN UNDER HEAD COACH MIKE TOMLIN

RANK	START	END	RUSH AVG	RUSH YDS
1.	09/09/2007	10/07/2007	4.8	835
2.	10/30/2022	12/04/2022	4.8	789
3.	10/12/2015	11/08/2015	5.7	754
4.	11/20/2016	12/18/2016	4.7	748
	09/16/2007	10/21/2007	4.7	748

- Pittsburgh limited the Colts to no first downs and no total yards in the opening quarter. The Steelers have not yielded fewer yards of total offense in a first quarter since Week 17 of 2017 (-16 vs. Cleveland).
- The zero total yards are the eighth-fewest allowed by the Steelers since 2000 and fifth-fewest under head coach **Mike Tomlin**.

FEWEST YARDS ALLOWED BY STEELERS IN FIRST QUARTER SINCE 2000

RANK	OPP. (DATE)	YDS
1.	vs. Cleveland Browns (12/31/2017)	-16
2.	at Cincinnati Bengals (09/27/2009)	-10
3.	at Cleveland Browns (10/12/2014)	-8
4.	at Jacksonville Jaguars (10/01/2000)	-4
5.	vs. Carolina Panthers (12/15/2002)	-2
	at San Diego Chargers (10/08/2006)	-2
7.	at Buffalo Bills (12/11/2016)	-1
8.	at Indianapolis (11/28/2022)	0
9.	at Tennessee Titans (10/25/2020)	1
	at Cleveland Browns (12/24/2005)	1

- Pittsburgh picked off Cincinnati QB Joe Burrow six times in the two meetings with the Bengals in 2022 and eight times in the last three meetings.
- Burrow has not thrown more than three interceptions against any other opponent in his NFL career.
- The six interceptions this season against Burrow by the Steelers came from five different players (**T.J. Watt**, 2; **Minkah Fitzpatrick**; **Ahkello Witherspoon**; **Cameron Sutton**; **Levi Wallace**).
- Pittsburgh’s six interceptions of Burrow this season are tied for the third-most vs. an opposing QB in a single season for the Steelers since the 1970 AFL-NFL merger. The only quarterbacks with more interceptions against Pittsburgh in a single season are Cleveland’s Brian Sipe (seven in 1981) and Houston’s Dan Pastorini (seven in 1977).

MOST INTERCEPTIONS VS. PITTSBURGH IN A SEASON SINCE 1970 AFL-NFL MERGER

RANK	QUARTERBACK	TEAM (YEAR)	INT
1.	Brian Sipe, Cleveland (1981)		7
	Dan Pastorini, Houston Oilers (1977)		7
3.	Joe Burrow, Cincinnati (2022)		6
	Vinny Testaverde, Cleveland (1994)		6
	Warren Moon, Houston Oilers (1991)		6
	Brian Sipe, Cleveland (1983)		6
	Ken Stabler, Houston Oilers (1980)		6
	Mike Phipps, Cleveland Browns (1973)		6

- Pittsburgh held the Saints scoreless in the second half, only the fifth time New Orleans has been held scoreless in the second half over the last 10 seasons and the first time since Week 16 of the 2021 season.

SAINTS SHUTOUT IN THE SECOND HALF SINCE 2012

RANK	OPP. DATE	PTS
1.	at Pittsburgh, 11/13/2022	0
	vs. Miami, 12/27/2021	0
	at Washington, 11/15/2015	0
	at Houston, 11/29/2015	0
	at Seattle, 12/02/2013	0

- Pittsburgh held the Saints scoreless in the second half, the second second-half shutout by the Steelers' defense this season. The Steelers also blanked the Dolphins in the second half in Week 7.
- Pittsburgh's defense held the Saints to only 186 total yards, 157 net passing yards and 29 rushing yards. The 186 yards allowed is the fewest allowed by the Steelers' defense since Week 4 of the 2019 season (175 vs. Cincinnati). The 157 net passing yards allowed is the fewest allowed by the Steelers' defense since Week 18 of the 2021 season (132 at Baltimore). The 29 rushing yards allowed is the fewest allowed by the Steelers' defense since Week 6 of the 2017 season (28 vs. Kansas City).
- The 29 rushing yards allowed is tied for the seventh-fewest allowed under head coach **Mike Tomlin** (since 2007).

FEWEST RUSHING YARDS ALLOWED BY STEELERS SINCE 2007

RANK	OPP. DATE	YDS
1.	vs. Cincinnati, 12/23/2012	14
2.	vs. Cleveland, 11/15/2015	15
3.	vs. San Diego, 10/04/2009	16
4.	at New England, 12/09/2007	22
5.	at Denver, 11/09/2009	27
6.	at Kansas City, 10/15/2017	28
7.	vs. New Orleans, 11/13/2022	29
	vs. Houston, 09/27/2020	29
	at N.Y. Giants, 09/14/2020	29
10.	at New Orleans, 10/31/2010	30

- Pittsburgh did not register a run of 20 yards or longer in any of the first eight games but recorded four vs. New Orleans. A 23-yard scramble by QB **Kenny Pickett**, 22-yard run by WR **George Pickens** on a reverse handoff, RB **Najee Harris'** 36-yard run in first half and a 21-yard scamper by RB **Jaylen Warren**.
- The Steelers were the first team in the NFL to have four different ball carriers register 20+ yard runs in the same game since Week 16 of 2011 when Carolina accomplished the feat in a 48-16 rout of Tampa Bay.
- Pittsburgh is the eighth team to have four different ball carriers register 20+ yard runs in the same game since 1983.

FOUR DIFFERENT BALL CARRIERS WITH 20+ YARD RUSHES IN A NFL GAME SINCE 1983

DATE	TEAMS	PLAYERS
11/13/2022	PIT vs. NO	Najee Harris, George Pickens, Kenny Pickett, Jaylen Warren
12/24/2011	CAR vs. TB	Cam Newton, Jonathan Stewart, Steve Smith Sr., DeAngelo Williams
12/18/2011	DEN vs. NE	Lance Ball, Tim Tebow, Willis McGahee, Jeremiah Johnson
10/31/2010	LVR vs. SEA	Darren McFadden, Marcel Reece, Darrius Heyward-Bey, Michael Bush
11/27/2008	TEN vs. DET	Chris Johnson, Brandon Jones, LenDale White, Quinton Ganther
09/19/1993	SF vs. ATL	Ricky Watters, Marc Logan, Steve Young, Jerry Rice
12/22/1985	NE vs. CIN	Craig James, Robert Weathers, Tony Collins, Tony Eason
10/09/1983	CHI vs. MIN	Walter Payton, Matt Suhey, Vince Evans, Bob Parsons

- Prior to Week 10 vs. New Orleans, Pittsburgh had not registered four or more 20+ yard runs in the same game since Week 16 of 1988 when the Steelers accomplished the feat in a 40-24 rout of Miami.

FITZPATRICK EARN FIRST-TEAM AP ALL-PRO HONORS

- S Minkah Fitzpatrick** was named first-team All-NFL by the Pro Football Writers of America, as well as named to the All-AFC team. Fitzpatrick has been named All-Pro three times in his four years with the Steelers.

STEELERS ELECT T.J. WATT MOST VALUABLE PLAYER

- The Steelers elected safety Minkah Fitzpatrick as their 2022 Most Valuable Player. This was Fitzpatrick's first time receiving the award.
- This season, Fitzpatrick recorded a career-high six interceptions, the most on the team and tied for first in the NFL. He returned one of these interceptions for a 31-yard touchdown in Week 1 at Cincinnati, marking the fourth interception returned for a touchdown in his career. Fitzpatrick's six interceptions are the most by a Steeler in a single-season since Troy Polamalu in 2010 (seven) and tied for the 12th-most in single-season franchise history. This is his third season for the Steelers with at least four interceptions.
- Fitzpatrick became the fourth player in NFL history with an interception returned for a touchdown in four of his first five seasons, joining Nate Clements, Pro Football Hall of Famer Ken Houston and Deion Jones. He also became only the 10th player in franchise history with an interception in each of the first two games of the season and the first since Troy Polamalu in 2010.
- Fitzpatrick ranked second on the team in both total tackles (96), solo tackles (56) and assisted tackles (40). He has registered three games this season with 10 or more tackles (Week 1 at Cincinnati, 14; Week 14 vs. Baltimore, 11 and Week 18 vs. Cleveland) to mark nine games in his career with 10 or more tackles. He also ranked third in passes defended with 11.

COLE, PICKETT WIN TEAM AWARDS

- C Mason Cole** and QB **Kenny Pickett** were both honored by the Pittsburgh Chapter of Pro Football Writers of America.
- Cole was the winner of 'The Chief' Award, while Pickett won the Joe Greene Great Performance Award, presented to the team's top rookie.
- 'The Chief' Award, which was established in 1988 in honor of Steelers' founder, Arthur J. Rooney, Sr., is presented annually to a member of the Steelers' organization that best exemplifies the spirit of cooperation with the media that he embodied. This is the first time Cole has won the award.
- The Joe Greene Great Performance Award was established in 1984 and named after the legendary Hall of Famer. Pickett is the third quarterback in team history to win the award, joining Kordell Stewart (1995) and Ben Roethlisberger (2004).

MILLER SIGNED TO A ONE-YEAR CONTRACT

- The Steelers signed WR **Anthony Miller** to a one-year contract.
- Originally drafted by Chicago in the second round (51st overall) of the 2018 NFL Draft, Miller has played in 50 games (18 starts) in his career for the Bears (2018-20), Texans (2021) and Steelers (2021-22). He has caught 140 passes for 1,589 yards (11.4 average) and 12 touchdowns. Miller spent the entire 2022 season on the Reserve/Injured List for Pittsburgh.

MILLER SIGNED TO A ONE-YEAR CONTRACT

- The Steelers signed WR **Dez Fitzpatrick**, DB **Madre Harper**, DB **Kenny Robinson**, DB **Chris Wilcox**, WR **Ja'Marcus Bradley**, DB **Duke Dawson**, G **William Dunkle**, LB **Emeke Egbule**, RB **Jason Huntley**, C **Ryan McCollum**, DB **Scott Nelson**, RB **Master Teague**, WR **Cody White**, TE **Rodney Williams**, RB **Anthony McFarland Jr.**, LB **Chapelle Russell** and DT **Renell Wren** to Reserve/Future contracts.

TOMLIN'S RECORD WHEN			
Overall	163	93	2
Home	92	36	1
Away	71	57	1
In overtime	9	7	2
Grass	128	68	2
Turf	35	25	0
Indoors	13	6	0
Outdoors	150	87	2
AFC	120	71	1
AFC North	65	30	1
AFC East	15	19	0
AFC South	24	7	0
AFC West	16	15	0
NFC	43	22	1
NFC North	9	6	1
NFC East	10	7	0
NFC South	12	4	0
NFC West	12	5	0
Playoffs	8	9	0
Wild Card	2	5	0
Divisional	3	2	0
Title Game	2	1	0
Super Bowl	1	1	0
On Sunday Night Football	19	14	0
On Monday Night Football	19	3	0
On Thursday Night Football	8	9	0
On Saturday	2	0	0
On Sunday at 1 p.m. ET	87	39	2
On Sunday at 4:25 p.m. ET	26	27	1
In September	28	25	1
In October	41	19	0
In November	41	22	1
In December	44	26	0
In January	9	1	0
Coming off a loss	56	33	0
Coming off a win	97	53	1
Coming off a tie	0	2	0
Opponent Coming off a loss	72	47	1
Opponent Coming off a win	80	40	0
Opponent Coming off a tie	1	0	0
Coming off a Bye	12	4	0
Opponent coming off a Bye	9	7	1
Scoring first	100	34	2
Opponent scores first	63	59	0
Leading at any point	161	55	2
Trailing at any point	95	92	1
Leading at halftime	113	22	1
Tied at halftime	13	9	1
Trailing at halftime	36	62	0
Decided by 3 points or fewer	37	29	2
Decided by 7 points or fewer	81	58	2
Decided by 8 pts or fewer	89	59	2
*Opp. Missed Playoffs	97	51	2
*Opp. Lost Wild Card	25	15	0
*Opp. Lost Divisional Playoff	27	11	0
*Opp. Lost Title Game	8	7	0
*Opp. Lost Super Bowl	4	3	0
*Opp. Won Super Bowl	2	6	0

TOMLIN'S RECORD WHEN		
Leading after three quarters	123	17
Tied after three quarters	11	8
Trailing after three quarters	29	68
Scoring 40+ points	11	0
Scoring 30-39 points	37	9
Scoring 20-29 points	84	28
Scoring 0-19 points	31	56
Allowing 40+ points	0	5
Allowing 30-39 points	5	25
Allowing 20-29 points	46	46
Allowing 0-19 Points	113	16
3 days rest	7	8
4 days rest	1	1
5 days rest	14	8
6 days rest	90	60
7 days rest	17	2
9 days rest	12	4
10 days rest	1	1
12 days rest	0	1
13 days rest	9	3
14 days rest	2	0
Opp. 3 days rest	7	8
Opp. 5 days rest	10	8
Opp. 6 days rest	103	56
Opp. 7 days rest	15	3
Opp. 8 days rest	1	0
Opp. 9 days rest	6	5
Opp. 10 days rest	2	1
Opp. 13 days rest	8	7
Opp. 14 days rest	1	0
Outrushing opponent	115	24
Getting outrushed	47	69
Rushing Yards tied	1	0
Passing for more yards	52	37
Passing for fewer yards	111	56
Outgaining opponent	126	41
Outgained by opponent	37	52
Clear	140	83
Rain	19	7
Snow	4	3
Below 32-degrees	15	7
Above 32-degrees	148	86
Winning time of possession	123	40
Losing time of possession	40	53
Scoring a defensive TD	29	2
Allowing a defensive TD	7	13
Scoring a special teams TD	11	0
Allowing a special teams TD	6	7
Fewer penalty yards	88	53
More penalty yards	75	40
Winning turnover battle	93	14
Losing turnover battle	26	60
Tied turnover battled	44	19
-1 Turnovers	20	25
-2 Turnovers	3	14
-3 Turnovers	3	10
-4 Turnovers	0	8
-5 Turnovers	0	1

TOMLIN'S RECORD WHEN		
-7 Turnovers	0	2
+1 Turnovers	41	11
+2 Turnovers	33	2
+3 Turnovers	11	1
+4 Turnovers	6	0
+5 Turnovers	1	0
+6 Turnovers	1	0
100-yard rusher	54	8
100-yard receiver	62	41
200-yard passer	120	68
200-yard rusher	2	0
200-yard receiver	2	1
300-yard passer	38	27
400-yard passer	4	7
500-yard passer	3	0
Opp. 100-yard rusher	14	24
Opp. 100-yard receiver	42	34
Opp. 200-yard passer	92	60
Opp. 200-yard rusher	0	2
Opp. 200-yard receiver	2	0
Opp. 300-yard passer	21	21
Opp. 400-yard passer	4	1
Opp. 500-yard passer	0	0
Rookie Starting QB	9	8
Vs. Rookie Starting QB	23	4
Arizona Cardinals	3	1
Atlanta Falcons	4	0
Baltimore Ravens	17	15
Buffalo Bills	5	3
Carolina Panthers	4	0
Chicago Bears	1	3
Cincinnati Bengals	23	9
Cleveland Browns	25	5
Dallas Cowboys	2	2
Denver Broncos	4	3
Detroit Lions	3	0
Green Bay Packers	3	1
Houston Texans	4	1
Indianapolis Colts	8	1
Jacksonville Jaguars	5	2
Kansas City Chiefs	5	4
Las Vegas Raiders	3	5
L.A. Chargers	4	3
L.A. Rams	4	0
Miami Dolphins	4	3
Minnesota Vikings	2	2
New England Patriots	3	8
New Orleans Saints	1	3
N.Y. Giants	3	1
N.Y. Jets	3	5
Philadelphia Eagles	2	3
San Francisco 49ers	2	2
Seattle Seahawks	3	2
Tampa Bay Buccaneers	3	1
Tennessee Titans	7	3
Washington Football Team	3	1

MOST DIFFERENT CURRENT FRANCHISES DEFEATED

Regular Season Only		
Coach	Teams Defeated	Teams Missing
Bill Belichick	32	
Tony Dungy	32	
John Fox	32	
Bill Parcells	32	
Andy Reid	32	
Mike Shanahan	32	
Mike Tomlin	31	Steelers
Bruce Arians	31	Steelers
Pete Carroll	31	Seahawks
Bill Cowher	31	Steelers
John Harbaugh	31	Ravens
Mike Holmgren	31	Washington
Marvin Lewis	31	Bengals
Sean Payton	31	Saints
Marty Schottenheimer	31	Ravens
Tom Coughlin	30	Chargers, Colts
Jeff Fisher	30	Chargers, Titans
Joe Gibbs	30	Ravens, Washington
Mike McCarthy	30	Packers, Steelers
Wade Phillips	30	Broncos, Cowboys
Ron Rivera	30	Broncos, Chiefs
George Seifert	30	Jaguars, Texans
Dick Vermeil	30	Chiefs, Eagles
indicates active coach		

TOMLIN GETS TO 31

- **Mike Tomlin** is one of three active NFL head coaches with over 160 victories and one of five active NFL head coaches to defeat at least 31 current NFL franchises.
- Tomlin has registered victories against 31 of the 32 NFL teams (lone exception is Pittsburgh).
- Tomlin became the 14th head coach in NFL history to accomplish that feat.
- Four of the 14 head coaches to defeat 31 of the current NFL franchises, Tomlin, Bill Cowher, Marvin Lewis and Sean Payton, only coached with one team.

TOMLIN IN HIS FIRST 250 CAREER NFL GAMES COACHED

- **Mike Tomlin** became the 24th, and fourth active, head coach in NFL history to coach in 250 regular-season games.
- Tomlin also became the sixth head coach to coach in 250 regular-season games with one franchise since the 1970 AFL-NFL merger.

MOST REGULAR-SEASON GAMES COACHED WITH ONE NFL FRANCHISE SINCE 1970

RANK	COACH. TEAM	GAMES
1.	Bill Belichick, New England Patriots	369
2.	Chuck Noll, Pittsburgh Steelers	342
3.	Tom Landry, Dallas Cowboys	280
4.	Jeff Fisher, Tennessee Titans	262
5.	Mike Tomlin, Pittsburgh Steelers	258

- Tomlin's 157 regular-season victories in his first 250 games are the fourth-most in NFL history.

MOST REGULAR-SEASON VICTORIES IN FIRST 250 CAREER GAMES COACHED IN NFL HISTORY

RANK	COACH. TEAM	WINS
1.	Don Shula	179
2.	George Halas	171
3.	Curly Lambeau	166
4.	Mike Tomlin	157
5.	Bill Belichick	156
	Marty Schottenheimer	156

- Tomlin's 157 regular-season victories in his first 250 games are the most since the 1970 AFL-NFL merger.

MOST REGULAR-SEASON VICTORIES IN FIRST 250 CAREER GAMES COACHED SINCE 1970 AFL-NFL MERGER

RANK	COACH. TEAM	WINS
1.	Mike Tomlin	157
2.	Marty Schottenheimer	156
	Bill Belichick	156
4.	Joe Gibbs	154
5.	Mike Holmgren	153

TOMLIN AMONG THE BEST

- **Mike Tomlin** has led Pittsburgh to a 163-93-2 (.636) record in the regular season since becoming the team's head coach in 2007.
- Tomlin ranks tied for 10th in NFL history with a regular-season record of 70 games over .500.

MOST GAMES ABOVE .500 BY HEAD COACH IN NFL HISTORY

RANK	COACH	GAMES > .500
8.	Marty Schottenheimer, 1984-2006	74
9.	John Madden, 1969-1978	71
10.	Mike Tomlin, 2007-2022	70
	Tony Dungy, 1996-2008	70
12.	George Allen, 1966-1977	69

- Tomlin, Bill Belichick, Andy Reid and Marty Schottenheimer are the only coaches in NFL history with career records of 60 or more games over .500 not in the Pro Football Hall of Fame.
- Tomlin's 163 regular-season victories are the third-most in the NFL since 2007.

NFL HEAD COACH RECORDS SINCE 2007

RANK	COACH	RECORD	PLAYOFF APPS.	SUPER BOWL APPS.
1.	Bill Belichick	187-71	13	6
2.	Andy Reid	167-90-1	13	2
3.	Mike Tomlin	163-93-2	10	2
4.	John Harbaugh	147-95	11	1
	Mike McCarthy	147-89-2	12	1

- His 163 regular-season victories are the third-most among active coaches in the NFL.

MOST REGULAR-SEASON WINS BY AN ACTIVE NFL HEAD COACH

RANK	COACH	WINS
1.	Bill Belichick	298
2.	Andy Reid	247
3.	Mike Tomlin	163
4.	Pete Carroll	161
5.	Mike McCarthy	155

- Tomlin's 163 regular-season victories are the 16th-most in NFL history.

MOST REGULAR-SEASON WINS BY HEAD COACH IN NFL HISTORY

RANK	COACH	WINS
13.	Tom Coughlin	170
	Mike Shanahan	170
15.	Paul Brown	166
16.	Mike Tomlin	163
17.	Mike Holmgren	161
	Pete Carroll	161

- Tomlin's .636 regular-season win percentage is the 11th-highest in NFL history (min. 100 games).

HEAD COACH WIN PERCENTAGE IN NFL HISTORY (MIN. 100 GAMES)

RANK	COACH	W	L	T	WIN PCT.
1.	John Madden	103	32	7	.759
2.	Vince Lombardi	96	34	6	.738
3.	George Allen	116	47	5	.712
4.	Blanton Collier	76	34	2	.691
5.	George Halas	318	148	31	.682
6.	Don Shula	328	156	6	.677
7.	Tony Dungy	139	69	0	.668
8.	Bill Belichick	298	152	0	.662
9.	George Seifert	114	62	0	.648
10.	Andy Reid	247	138	1	.641
11.	Mike Tomlin	163	93	2	.636

- Tomlin's .636 regular-season win percentage is the third-highest among active NFL head coaches (min. 100 games).

ACTIVE HEAD COACH WINNING PERCENTAGE (MIN. 100 GAMES)

RANK	COACH	W	L	T	WIN PCT.
1.	Bill Belichick	298	152	0	.662
2.	Andy Reid	247	138	1	.641
3.	Mike Tomlin	163	93	2	.636
4.	Mike McCarthy	155	97	2	.614
5.	John Harbaugh	147	95	0	.607

TOMLIN T-160 COACH

- Mike Tomlin became the 17th head coach in NFL history to reach 160 career wins. He registered 160 victories in 255 games coached, which is the fifth-fewest games coached in League history to reach 160 wins.

FEWEST GAMES COACHED TO 160 CAREER VICTORIES

RANK	PLAYER	GAMES
1.	Don Shula	219
2.	George Halas	236
3.	Curly Lambeau	243
4.	Bill Belichick	254
5.	Mike Tomlin	255

TOMLIN AT ACRISURE STADIUM

- Mike Tomlin has guided Pittsburgh to a 92-36-1 (.717) regular-season record at Acrisure Stadium.
- Tomlin earned his 90th regular-season home win in Week 10 vs. New Orleans and joined Chuck Noll (119) as the second head coach in Steelers history with at least 90 regular-season home victories.
- Tomlin has led Pittsburgh to at least four home wins in each of his first 16 seasons as the team's head coach and six home wins in 10 of his 16 at the helm.
- Tomlin's 92 regular-season home victories are the second-most in the NFL since 2007.

MOST REGULAR-SEASON HOME WINS SINCE 2007

RANK	COACH	WINS
1.	Bill Belichick	103
2.	Mike Tomlin	92
3.	John Harbaugh	87
	Mike McCarthy	87
5.	Andy Reid	85

- Tomlin's .717 regular-season home winning percentage is the fourth-highest in the NFL since 2007 (min. 50 games coached).

BEST REGULAR-SEASON HOME WIN PERCENTAGE SINCE 2007 (MIN. 50 GAMES)

RANK	COACH	W	L	T	WIN PCT.
1.	Bill Belichick	103	26	0	.798
2.	Mike McCarthy	87	30	2	.739
3.	John Harbaugh	87	34	0	.719
4.	Mike Tomlin	92	36	1	.717
5.	Mike Smith	39	17	0	.696

- Tomlin and the Steelers' 92 regular-season home victories are the third-most in the NFL since 2007.

MOST REGULAR-SEASON HOME WINS SINCE 2007

RANK	TEAM	WINS
1.	New England Patriots	103
2.	Green Bay Packers	98
3.	Pittsburgh Steelers	92
4.	Baltimore Ravens	91
5.	Minnesota Vikings	86

- Tomlin and the Steelers' .717 regular-season home winning percentage is the third-highest in the NFL since 2007.

BEST REGULAR-SEASON HOME WIN PERCENTAGE SINCE 2007

RANK	TEAM	W	L	T	WIN PCT.
1.	New England Patriots	103	26	0	.798
2.	Green Bay Packers	98	28	2	.773
3.	Pittsburgh Steelers	92	36	1	.717
4.	Baltimore Ravens	91	38	0	.705
5.	Minnesota Vikings	86	43	0	.667

- Tomlin's 92 regular-season home victories are tied for the 16th-most in NFL history.

MOST REGULAR-SEASON HOME WINS IN NFL HISTORY

RANK	COACH	WINS
12.	Mike Shanahan	98
13.	Bill Parcells	97
14.	Pete Carroll	93
	Jeff Fisher	93
16.	Mike Tomlin	92
	Tom Coughlin	92
	Paul Brown	92

- Tomlin's .717 winning percentage in regular-season home games is tied for the seventh-highest in NFL history (min. 100 games coached).

BEST REGULAR-SEASON HOME WIN PERCENTAGE IN NFL HISTORY (MIN. 100 GAMES)

RANK	COACH	W	L	T	WIN PCT.
1.	Don Shula	183	59	3	.755
2.	Tony Dungy	78	26	0	.750
3.	George Halas	182	61	20	.749
4.	Mike Holmgren	101	35	0	.743
5.	Bill Belichick	163	62	0	.724
6.	John Harbaugh	87	34	0	.719
7.	Mike Tomlin	92	36	1	.717
	Mike McCarthy	90	35	2	.717
9.	Bill Cowher	85	34	1	.713
10.	Marty Schottenheimer	115	48	0	.706

TOMLIN AWAY FROM ACRISURE STADIUM

- Mike Tomlin has guided Pittsburgh to a 71-57-1 (.554) regular-season road record.
- Tomlin earned his 70th regular-season road win in Week 15 at Carolina and joined **Chuck Noll** (74) as the only head coaches in Steelers' history with 70 or more regular-season road victories.
- Tomlin has led Pittsburgh to at least four road wins in 10 of his first 16 seasons as the team's head coach and five home wins in eight of his 16 at the helm.
- Tomlin's 71 regular-season road victories are tied for the 17th-most in NFL history.

MOST REGULAR-SEASON ROAD WINS IN NFL HISTORY

RANK	COACH	WINS
14.	Sean Payton	73
	Chuck Knox	73
16.	Mike Shanahan	72
17.	Mike Tomlin	71
	Bud Grant	71
19.	Joe Gibbs	69

- Tomlin's .554 regular-season road winning percentage is the 10th-highest in NFL history (min. 100 games).

BEST REGULAR-SEASON ROAD WIN PERCENTAGE IN NFL HISTORY (MIN. 100 GAMES)

RANK	COACH	W	L	T	WIN PCT.
1.	Andy Reid	121	71	1	.630
2.	George Halas	136	87	11	.610
3.	Sean Payton	73	48	0	.603
4.	Bill Belichick	135	90	0	.600
5.	Don Shula	145	97	3	.599
6.	Tony Dungy	61	43	0	.587
7.	Curly Lambeau	101	77	13	.567
8.	Paul Brown	74	57	5	.565
9.	Bud Grant	71	56	2	.559
10.	Mike Tomlin	71	57	1	.554

- Tomlin's 71 regular-season road victories are the third-most among active head coaches.

MOST REGULAR-SEASON ROAD WINS BY ACTIVE HEAD COACH

RANK	COACH	WINS
1.	Bill Belichick	135
2.	Andy Reid	121
3.	Mike Tomlin	71
4.	Pete Carroll	68
5.	John Harbaugh	30

- Tomlin's .545 regular-season road winning percentage is the third-highest among active head coaches (min. 100 games).

BEST REGULAR-SEASON ROAD WIN PERCENTAGE BY ACTIVE HEAD COACH (MIN. 100 GAMES)

RANK	COACH	W	L	T	WIN PCT.
1.	Andy Reid	121	71	1	.630
2.	Bill Belichick	135	90	0	.600
3.	Mike Tomlin	71	57	1	.554
4.	Mike McCarthy	65	62	0	.512
5.	Pete Carroll	68	68	1	.500

- Tomlin's 71 regular-season road victories are the third-most in the NFL since the start of the 2007 season.

MOST REGULAR-SEASON ROAD WINS SINCE 2007

RANK	COACH	WINS
1.	Bill Belichick	84
2.	Andy Reid	82
3.	Mike Tomlin	71
4.	Sean Payton	67
5.	John Harbaugh	60

- Tomlin's .554 regular-season road winning percentage is the fourth-highest in the NFL since the start of the 2007 season (min. 50 games).

BEST REGULAR-SEASON ROAD WIN PERCENTAGE SINCE 2007 (MIN. 100 GAMES)

RANK	COACH	W	L	T	WIN PCT.
1.	Bill Belichick	84	45	0	.651
2.	Andy Reid	82	46	1	.640
3.	Sean Payton	67	46	0	.593
4.	Mike Tomlin	71	57	1	.554
5.	Pete Carroll	56	48	1	.538

- Including the postseason, Tomlin has a .544 road winning percentage (73-61-1) during his 16 years.

TOMLIN VS. AFC

- During his career, **Mike Tomlin's** regular-season record against the AFC is 120-71-1 (.628).
- Tomlin's 120 regular-season victories against the AFC are the fifth-most in NFL history.

MOST REGULAR-SEASON WINS VS. AFC BY HEAD COACH IN NFL HISTORY

RANK	COACH	WINS
1.	Bill Belichick	223
2.	Don Shula	190
3.	Chuck Noll	147
4.	Marty Schottenheimer	142
5.	Mike Tomlin	120
6.	Andy Reid	117
7.	Mike Shanahan	116
8.	Bill Cowher	115
9.	Marv Levy	112
10.	Chuck Knox	109

- Tomlin's .628 regular-season winning percentage against the AFC is tied for the sixth-highest in NFL history (min. 100 games).

BEST REGULAR-SEASON WIN PERCENTAGE VS. AFC BY HEAD COACH IN NFL HISTORY (MIN. 100 GAMES)

RANK	COACH	W	L	T	WIN PCT.
1.	Tony Dungy	79	29	0	.731
2.	John Madden	70	26	5	.724
3.	Andy Reid	117	58	1	.668
4.	Bill Belichick	223	113	0	.664
5.	Don Shula	190	111	2	.631
6.	Mike Tomlin	120	71	1	.628
	Bill Cowher	115	68	0	.628
9.	Marty Schottenheimer	142	95	1	.599
8.	John Harbaugh	107	73	0	.594
10.	Chuck Noll	147	105	1	.583

- Tomlin's 120 regular-season victories against the AFC are the second-most in the NFL since 2007.

MOST REGULAR-SEASON WINS VS. AFC SINCE 2007

RANK	COACH	WINS
1.	Bill Belichick	141
2.	Mike Tomlin	120
3.	John Harbaugh	107
4.	Andy Reid	100
5.	Marvin Lewis	71

- Tomlin's .628 regular-season winning percentage against the AFC is the third-highest since 2007.

BEST REGULAR-SEASON WIN PERCENTAGE VS. AFC SINCE 2007 (MIN. 100 GAMES)

RANK	COACH	W	L	T	WIN PCT.
1.	Bill Belichick	141	51	0	.734
2.	Andy Reid	100	43	1	.698
3.	Mike Tomlin	120	71	1	.628
4.	John Harbaugh	107	73	0	.594
5.	Gary Kubiak	55	50	0	.524

- Pittsburgh's 120 regular-season victories against the AFC under Tomlin are the second-most among AFC teams since 2007.

MOST REGULAR-SEASON WINS VS. AFC SINCE 2007

RANK	TEAM	WINS
1.	New England Patriots	141
2.	Pittsburgh Steelers	120
3.	Baltimore Ravens	109
	Indianapolis Colts	109
5.	Kansas City Chiefs	104

- Pittsburgh's .628 regular-season winning percentage against the AFC under Tomlin is the second-highest among AFC teams since 2007.

BEST REGULAR-SEASON WIN PERCENTAGE VS. AFC SINCE 2007

RANK	TEAM	W	L	T	WIN PCT.
1.	New England Patriots	141	51	0	.734
2.	Pittsburgh Steelers	120	71	1	.628
3.	Indianapolis Colts	109	82	1	.570
4.	Baltimore Ravens	109	83	0	.568
5.	Kansas City Chiefs	104	88	0	.542

- Tomlin's regular-season home record against the AFC is 67-29 (.698).
- Tomlin's 67 regular-season home victories against the AFC are tied for the sixth-most in NFL history.

MOST REGULAR-SEASON HOME WINS VS. AFC BY HEAD COACH IN NFL HISTORY

RANK	COACH	WINS
1.	Bill Belichick	125
2.	Don Shula	110
3.	Chuck Noll	91
4.	Marty Schottenheimer	84
5.	Mike Shanahan	68
6.	Mike Tomlin	67
	Chuck Knox	67
8.	Bill Cowher	64
	Marv Levy	64
	Dan Reeves	64

- Tomlin's .698 regular-season home winning percentage against the AFC is the 11th-highest in NFL history (min. 50 games).

BEST REGULAR-SEASON HOME WIN PERCENTAGE VS. AFC BY HEAD COACH IN NFL HISTORY (MIN. 50 GAMES)

RANK	COACH	W	L	T	WIN PCT.
1.	John Madden	37	11	2	.765
2.	Tony Dungy	41	13	0	.759
3.	Pete Carroll	38	13	0	.745
4.	Bill Belichick	125	43	0	.744
5.	Don Shula	110	41	1	.727
6.	Chuck Noll	91	36	0	.717
7.	Chuck Knox	67	27	0	.713
8.	Marty Schottenheimer	84	34	0	.712
9.	Bill Cowher	64	26	0	.711
10.	John Harbaugh	63	27	0	.700
11.	Mike Tomlin	67	29	0	.698

- Pittsburgh's 67 regular-season home victories against the AFC under Tomlin are the second-most among AFC teams since 2007.

MOST REGULAR-SEASON HOME WINS VS. AFC SINCE 2007

RANK	TEAM	WINS
1.	New England Patriots	81
2.	Pittsburgh Steelers	67
3.	Baltimore Ravens	65
4.	Indianapolis Colts	61
5.	L.A. Chargers	55
	Cincinnati Bengals	55

- Pittsburgh's .698 regular-season home winning percentage against the AFC under Tomlin is the second-highest among AFC teams since 2007.

BEST REGULAR-SEASON HOME WIN PERCENTAGE VS. AFC SINCE 2007

RANK	TEAM	W	L	T	WIN PCT.
1.	New England Patriots	81	15	0	.844
2.	Pittsburgh Steelers	67	29	0	.698
3.	Baltimore Ravens	65	31	0	.677
4.	Indianapolis Colts	61	35	0	.635
5.	Cincinnati Bengals	55	40	0	.579

- Tomlin's regular-season road record against the AFC is 53-42-1 (.557).
- Tomlin's 53 regular-season road victories against the AFC are the sixth-most in NFL history.

MOST REGULAR-SEASON ROAD WINS VS. AFC BY HEAD COACH IN NFL HISTORY

RANK	COACH	WINS
1.	Bill Belichick	98
2.	Don Shula	80
3.	Marty Schottenheimer	58
4.	Chuck Noll	56
	Andy Reid	56
6.	Mike Tomlin	53
7.	Bill Cowher	51
8.	Jeff Fisher	49
9.	Mike Shanahan	48
	Marv Levy	48

- Tomlin's .557 regular-season road winning percentage against the AFC is the fifth-highest in NFL history (min. 50 games).

BEST REGULAR-SEASON ROAD WIN PERCENTAGE VS. AFC BY HEAD COACH IN NFL HISTORY (MIN. 50 GAMES)

RANK	COACH	W	L	T	WIN PCT.
1.	Tony Dungy	38	16	0	.704
2.	John Madden	33	15	3	.684
3.	Andy Reid	56	31	1	.642
4.	Bill Belichick	98	70	0	.583
5.	Mike Tomlin	53	42	1	.557
6.	Bill Cowher	51	42	0	.548
7.	Don Shula	80	70	1	.533
8.	Bill Parcells	32	32	0	.500
9.	John Harbaugh	44	46	0	.489
10.	Marty Schottenheimer	58	61	1	.487

- Pittsburgh's 53 regular-season road victories against the AFC under Tomlin are the second-most among AFC teams since 2007.

MOST REGULAR-SEASON ROAD WINS VS. AFC SINCE 2007

RANK	TEAM	WINS
1.	New England Patriots	60
2.	Pittsburgh Steelers	53
3.	Kansas City Chiefs	52
4.	Indianapolis Colts	48
5.	L.A. Chargers	47

- Pittsburgh's .557 regular-season road winning percentage against the AFC under Tomlin is the second-highest among AFC teams since 2007.

BEST REGULAR-SEASON ROAD WIN PERCENTAGE VS. AFC SINCE 2007

RANK	TEAM	W	L	T	WIN PCT.
1.	New England Patriots	60	36	0	.625
2.	Pittsburgh Steelers	53	42	1	.557
3.	Kansas City Chiefs	52	44	0	.542
4.	Indianapolis Colts	48	47	1	.505
5.	L.A. Chargers	47	49	0	.490

- Including the postseason, Tomlin has a .616 winning percentage (127-79-1) against the AFC during his 16 years.

TOMLIN VS. NFC

- During his career, **Mike Tomlin's** regular-season record against the NFC is 43-22-1 (.659).
- Tomlin's 43 regular-season victories against the NFC are the sixth-most by an AFC coach in NFL history.

MOST REGULAR-SEASON WINS VS. NFC BY AFC HEAD COACH IN NFL HISTORY

RANK	COACH	WINS
1.	Bill Belichick	75
2.	Don Shula	67
3.	Marty Schottenheimer	52
4.	Chuck Noll	45
5.	Jeff Fisher	44
6.	Mike Tomlin	43
7.	John Harbaugh	40
8.	Marvin Lewis	37
9.	Mike Shanahan	36
10	Bill Cowher	34

- Tomlin's .659 regular-season winning percentage against the NFC is the fourth-highest by an AFC head coach in NFL history (min. 50 games).

BEST REGULAR-SEASON WIN PERCENTAGE VS. NFC BY AFC HEAD COACH IN NFL HISTORY (MIN. 50 GAMES)

RANK	COACH	W	L	T	WIN PCT.
1.	Don Shula	67	22	0	.753
2.	Marty Schottenheimer	52	25	0	.675
3.	Jeff Fisher	44	22	0	.667
4.	Mike Tomlin	43	22	1	.659
5.	Bill Belichick	75	39	0	.658
6.	John Harbaugh	40	22	0	.645
7.	Bill Cowher	34	22	1	.605
8.	Marvin Lewis	37	24	3	.602
9.	Chuck Noll	45	30	0	.600
	Mike Shanahan	36	24	0	.600

- Tomlin's 43 regular-season victories against the NFC are the second-most by an AFC head coach since 2007.

MOST REGULAR-SEASON WINS VS. NFC BY AFC HEAD COACH SINCE 2007

RANK	COACH	WINS
1.	Bill Belichick	46
2.	Mike Tomlin	43
3.	John Harbaugh	40
4.	Andy Reid	31
5.	Marvin Lewis	25

- Tomlin's .659 regular-season winning percentage against the NFC is the fourth-highest by an AFC head coach since 2007 (min. 25 games).

BEST REGULAR-SEASON WIN PERCENTAGE VS. NFC BY AFC COACH SINCE 2007 (MIN. 25 GAMES)

RANK	COACH	W	L	T	WIN PCT.
1.	Andy Reid	31	11	0	.738
2.	Bill Belichick	46	20	0	.697
3.	Sean McDermott	18	8	0	.692
4.	Mike Tomlin	43	22	1	.659
5.	John Harbaugh	40	22	0	.645

- Pittsburgh's 43 regular-season victories against the NFC under Tomlin are tied for the second-most among AFC teams since 2007.

MOST REGULAR-SEASON WINS VS. NFC BY AFC TEAM SINCE 2007

RANK	TEAM	WINS
1.	New England Patriots	46
2.	Pittsburgh Steelers	43
	Baltimore Ravens	43
4.	Kansas City Chiefs	42
5.	Tennessee Titans	39

- Pittsburgh's .659 regular-season winning percentage against the AFC under Tomlin is the second-highest among AFC teams since 2007.

BEST REGULAR-SEASON WIN PERCENTAGE VS. NFC SINCE 2007

RANK	TEAM	W	L	T	WIN PCT.
1.	New England Patriots	46	20	0	.697
2.	Pittsburgh Steelers	43	22	1	.659
3.	Baltimore Ravens	43	23	0	.652
4.	Kansas City Chiefs	42	24	0	.636
5.	Tennessee Titans	39	27	0	.591

- Tomlin's regular-season home record against the NFC is 25-7-1 (.773).
- Tomlin's 25 regular-season home victories against the NFC are the fifth-most by an AFC head coach in NFL history.

MOST REGULAR-SEASON HOME WINS VS. NFC BY AFC HEAD COACH IN NFL HISTORY

RANK	COACH	WINS
1.	Bill Belichick	38
2.	Don Shula	36
3.	Marty Schottenheimer	28
4.	Chuck Noll	27
5.	Mike Tomlin	25
6.	John Harbaugh	24
7.	Jeff Fisher	22
8.	Bill Cowher	21
	Marvin Lewis	21
	Mike Shanahan	21

- Tomlin's .773 regular-season home winning percentage against the NFC is the third-highest by an AFC coach in NFL history (min. 25 games).

BEST REGULAR-SEASON HOME WIN PERCENTAGE VS. AFC BY HEAD COACH IN NFL HISTORY (MIN. 25 GAMES)

RANK	COACH	W	L	T	WIN PCT.
1.	Don Shula	36	7	0	.837
2.	John Harbaugh	24	7	0	.774
3.	Mike Tomlin	25	7	1	.773
4.	Chuck Noll	27	10	0	.730
5.	Marty Schottenheimer	28	11	0	.718
6.	Bill Cowher	21	8	1	.717
7.	Marvin Lewis	21	8	3	.703
8.	Mike Shanahan	21	9	0	.700
9.	Marv Levy	19	9	0	.679
10.	Bill Belichick	38	19	0	.667

- Tomlin's 25 regular-season home victories against the NFC are the most by an AFC head coach since 2007.

MOST REGULAR-SEASON HOME WINS VS. NFC BY AFC COACH SINCE 2007

RANK	COACH	WINS
1.	Mike Tomlin	25
2.	John Harbaugh	24
3.	Bill Belichick	22
4.	Andy Reid	18
5.	Marvin Lewis	14

- Pittsburgh's 25 regular-season home victories against the AFC under Tomlin are the second-most among AFC teams since 2007.

MOST REGULAR-SEASON HOME WINS VS. NFC BY AFC TEAM SINCE 2007

RANK	TEAM	WINS
1.	Baltimore Ravens	26
2.	Pittsburgh Steelers	25
3.	Kansas City Chiefs	24
4.	Denver Broncos	23
5.	New England Patriots	22

- Tomlin's .773 regular-season home winning percentage against the NFC is the third-highest by an AFC head coach since 2007 (min. 20 games).

BEST REGULAR-SEASON HOME WIN PERCENTAGE VS. NFC BY AFC COACH SINCE 2007 (MIN. 20 GAMES)

RANK	COACH	W	L	T	WIN PCT.
1.	Andy Reid	18	3	0	.857
2.	John Harbaugh	24	7	0	.774
3.	Mike Tomlin	25	7	1	.773
4.	Bill Belichick	22	11	0	.667
5.	Marvin Lewis	14	7	3	.646

- Pittsburgh's .773 regular-season home winning percentage against the NFC under Tomlin is the second-highest among AFC teams since 2007.

BEST REGULAR-SEASON HOME WIN PERCENTAGE VS. NFC BY AFC TEAM SINCE 2007

RANK	TEAM	W	L	T	WIN PCT.
1.	Baltimore Ravens	26	7	0	.788
2.	Pittsburgh Steelers	25	7	1	.773
3.	Kansas City Chiefs	24	9	0	.727
4.	Denver Broncos	23	10	0	.697
5.	New England Patriots	22	11	0	.667

- Tomlin's regular-season road record against the NFC is 18-15 (.545).
- Tomlin's 18 regular-season road victories against the NFC are tied for the fifth-most by an AFC head coach in NFL history.

MOST REGULAR-SEASON ROAD WINS VS. NFC BY AFC HEAD COACH IN NFL HISTORY

RANK	COACH	WINS
1.	Bill Belichick	37
2.	Don Shula	31
3.	Marty Schottenheimer	24
4.	Jeff Fisher	22
5.	Mike Tomlin	18
	Chuck Noll	18
7.	Marvin Lewis	16
	John Harbaugh	16
9.	Mike Shanahan	15
10.	Bill Cowher	13
	Tom Flores	13
	Andy Reid	13

- Tomlin's .545 regular-season road winning percentage against the NFC is the fifth-highest by an AFC head coach in NFL history (min. 25 games).

BEST REGULAR-SEASON ROAD WIN PERCENTAGE VS. NFC BY AFC HEAD COACH IN NFL HISTORY (MIN. 25 GAMES)

RANK	COACH	W	L	T	WIN PCT.
1.	Jeff Fisher	22	10	0	.688
2.	Don Shula	31	15	0	.674
3.	Bill Belichick	37	20	0	.649
4.	Marty Schottenheimer	24	14	0	.632
5.	Mike Tomlin	18	15	0	.545
6.	John Harbaugh	16	15	0	.516
7.	Mike Shanahan	15	15	0	.500
	Marvin Lewis	16	16	0	.500
9.	Bill Cowher	13	14	0	.481
10.	Chuck Noll	18	20	0	.474

- Tomlin's 18 regular-season road victories against the NFC are the second-most by an AFC head coach since 2007.

MOST REGULAR-SEASON ROAD WINS VS. NFC BY AFC COACH SINCE 2007

RANK	COACH	WINS
1.	Bill Belichick	24
2.	Mike Tomlin	18
3.	John Harbaugh	16
4.	Andy Reid	13
5.	Marvin Lewis	11
	Gary Kubiak	11

- Pittsburgh's 18 regular-season road victories against the NFC under Tomlin are tied for the third-most among AFC teams since 2007.

MOST REGULAR-SEASON ROAD WINS VS. NFC BY AFC TEAM SINCE 2007

RANK	TEAM	WINS
1.	New England Patriots	24
2.	Tennessee Titans	21
3.	Pittsburgh Steelers	18
	Kansas City Chiefs	18
5.	Indianapolis Colts	17
	Baltimore Ravens	17

- Tomlin's .545 regular-season road winning percentage against the NFC is the third-highest by an AFC head coach since 2007 (min. 20 games).

BEST REGULAR-SEASON ROAD WIN PERCENTAGE VS. NFC BY AFC COACH SINCE 2007 (MIN. 20 GAMES)

RANK	COACH	W	L	T	WIN PCT.
1.	Bill Belichick	24	9	0	.727
2.	Andy Reid	13	8	0	.619
3.	Mike Tomlin	18	15	0	.545
4.	John Harbaugh	16	15	0	.516
5.	Marvin Lewis	11	13	0	.458

- Pittsburgh's .545 regular-season road winning percentage against the NFC under Tomlin is tied for the third-highest among AFC teams since 2007.

BEST REGULAR-SEASON ROAD WIN PERCENTAGE VS. AFC SINCE 2007

RANK	TEAM	W	L	T	WIN PCT.
1.	New England Patriots	24	9	0	.727
2.	Tennessee Titans	21	12	0	.636
3.	Pittsburgh Steelers	18	15	0	.545
	Kansas City Chiefs	18	15	0	.545
5.	Indianapolis Colts	17	16	0	.515
	Baltimore Ravens	17	16	0	.515

- Including the postseason, Tomlin has a .654 winning percentage (44-23-1) against the NFC during his 16 years.

CONTROLLING THE NORTH

- Mike Tomlin is 65-30-1 (.682) in the regular season against AFC North opponents during his career.
- Tomlin's 62 victories against the AFC North are the most by any head coach in NFL history.

MOST AFC NORTH VICTORIES AS HEAD COACH IN NFL HISTORY

RANK	PLAYER	WINS
1.	Mike Tomlin	65
2.	John Harbaugh	53
3.	Marvin Lewis	49
4.	Bill Belichick	32
5.	Bill Cowher	21

- Tomlin's .682 regular-season winning percentage against the AFC North is the third-highest in NFL history (min. 25 games).

BEST REGULAR-SEASON WIN PERCENTAGE VS. AFC NORTH BY HEAD COACH IN NFL HISTORY (MIN. 25 GAMES)

RANK	COACH	W	L	T	WIN PCT.
1.	Bill Belichick	32	10	0	.762
2.	Bill Cowher	21	9	0	.700
3.	Mike Tomlin	65	30	1	.682
4.	Andy Reid	18	12	1	.597
5.	John Harbaugh	53	37	0	.589

- Tomlin's 65 regular-season intradivision victories are the 18th-most in NFL history.

MOST INTRADIVISION VICTORIES AS HEAD COACH IN NFL HISTORY

RANK	PLAYER	WINS
15.	Chuck Noll	74
16.	Bill Cowher	69
	Joe Gibbs	69
18.	Mike Tomlin	65
19.	Mike Ditka	64

- Tomlin's .682 regular-season intradivision winning percentage is the fourth-highest in NFL history (min. 75 games).

BEST REGULAR-SEASON INTRADIVISION WIN PERCENTAGE BY HEAD COACH IN NFL HISTORY (MIN. 75 GAMES)

RANK	COACH	W	L	T	WIN PCT.
1.	George Allen	54	22	4	.711
2.	Tom Landry	116	49	0	.703
3.	Bud Grant	80	36	3	.688
4.	Mike Tomlin	65	30	1	.682
5.	Mike McCarthy	63	29	2	.681

- Tomlin has finished with a .500 or better record against AFC North opponents during the regular season in 15 of his 16 NFL seasons, including winning at least four games in 11 campaigns.

TOMLIN VS. AFC NORTH AS A HEAD COACH

SEASON	RECORD	SEASON	RECORD
2022	3-3	2014	4-2
2021	4-2	2013	4-2
2020	4-2	2012	3-3
2019	3-3	2011	4-2
2018	4-1-1	2010	5-1
2017	6-0	2009	2-4
2016	5-1	2008	6-0
2015	3-3	2007	5-1

- Tomlin has registered 25 regular-season victories vs. Cleveland.
- His 25 regular-season victories vs. Cleveland are tied for the 13th-most by a head coach vs. a single opponent since the 1970 AFL-NFL merger.

NFL HEAD COACHES, MOST REGULAR-SEASON WINS VS. SINGLE OPPONENT SINCE 1970 AFL-NFL MERGER

RANK	COACH	OPP.	WINS
1.	Bill Belichick	N.Y. Jets	37 (37-11)
2.	Bill Belichick	Buffalo Bills	36 (36-10)
3.	Don Shula	Buffalo Bills	35 (35-17)
	Don Shula	Indianapolis Colts	35 (35-17)
5.	Don Shula	New England Patriots	32 (32-19)
6.	Don Shula	N.Y. Jets	30 (30-21-1)
7.	Chuck Noll	Houston Oilers	27 (27-16)
	Bill Belichick	Miami Dolphins	27 (27-21)
	Tom Landry	Philadelphia Eagles	27 (27-10)
10.	Tom Landry	Arizona Cardinals	26 (26-11)
	Tom Landry	N.Y. Giants	26 (26-10)
	Marty Schottenheimer	Las Vegas Raiders	26 (26-7)
13.	Mike Tomlin	Cleveland Browns	25 (24-6-1)
	Chuck Noll	Cleveland Browns	25 (25-19)
15.	John Harbaugh	Cleveland Browns	24 (24-6)
16.	Mike Tomlin	Cincinnati Bengals	23 (23-9)
17.	Chuck Noll	Cincinnati Bengals	22 (22-21)
	Joe Gibbs	Arizona Cardinals	22 (22-4)
	Bud Grant	Detroit Lions	22 (22-7)
	Tom Landry	Washington Commanders	22 (22-15)
	Marvin Lewis	Cleveland Browns	22 (22-10)
	Mike Shanahan	Las Vegas Raiders	22 (22-7)

PRIMETIME SPECIALIST

- Mike Tomlin has guided Pittsburgh to a 48-27 (.640) record in regular-season primetime games.
- Tomlin's 75 games coached in primetime (7 p.m. ET or later) are the third-most in the NFL since the start of the 2000 season.

MOST REGULAR-SEASON PRIMETIME GAMES COACHED SINCE 2000

RANK	COACH	GAMES
1.	Andy Reid	97
2.	Bill Belichick	93
3.	Mike Tomlin	75
4.	Mike McCarthy	71
5.	Tom Coughlin	61

- Tomlin's 48 victories in primetime games are the third-most in the NFL since the start of the 2000 season.

MOST REGULAR-SEASON PRIMETIME WINS SINCE 2000

RANK	COACH	WINS
1.	Bill Belichick	59
	Andy Reid	59
3.	Mike Tomlin	47
4.	Mike McCarthy	37
5.	Sean Payton	36

- Tomlin's .640 winning percentage in primetime games is the third-highest in the NFL since the start of the 2000 season (min. 50 games).

BEST REGULAR-SEASON PRIMETIME WIN PERCENTAGE SINCE 2000 (MIN. 50 GAMES)

RANK	COACH	W	L	T	WIN PCT.
1.	John Harbaugh	35	17	0	.673
2.	Sean Payton	36	20	0	.643
3.	Mike Tomlin	48	27	0	.640
4.	Bill Belichick	59	34	0	.634
5.	Andy Reid	59	38	0	.608

- Tomlin's 34 home games coached in primetime (7 p.m. ET or later) are the third-most in the NFL since the start of the 2000 season.

MOST REGULAR-SEASON HOME PRIMETIME GAMES COACHED SINCE 2000

RANK	COACH	GAMES
1.	Andy Reid	44
	Bill Belichick	44
3.	Mike Tomlin	34
4.	Mike McCarthy	33
5.	Sean Payton	32

- Tomlin's 26 home victories in primetime games are the third-most in the NFL since the start of the 2000 season.

MOST REGULAR-SEASON HOME PRIMETIME WINS SINCE 2000

RANK	COACH	WINS
1.	Bill Belichick	31
2.	Andy Reid	27
3.	Mike Tomlin	26
4.	Mike McCarthy	24
5.	Pete Carroll	23

- Tomlin's .765 winning percentage in home primetime games is the second-highest in the NFL since the start of the 2000 season (min. 25 games).

BEST REGULAR-SEASON HOME PRIMETIME WIN PERCENTAGE SINCE 2007 (MIN. 25 GAMES)

RANK	COACH	W	L	T	WIN PCT.
1.	Pete Carroll	23	6	0	.793
2.	Mike Tomlin	26	8	0	.765
3.	Mike McCarthy	24	9	0	.727
4.	Bill Belichick	31	13	0	.705
5.	Sean Payton	22	10	0	.688

- Tomlin's 41 road games coached in primetime (7 p.m. ET or later) are the third-most in the NFL since the start of the 2000 season.

MOST REGULAR-SEASON ROAD PRIMETIME GAMES COACHED SINCE 2000

RANK	COACH	GAMES
1.	Andy Reid	53
2.	Bill Belichick	49
3.	Mike Tomlin	41
4.	Mike McCarthy	38
5.	Tom Coughlin	37

- Tomlin's 22 road victories in primetime games are the third-most in the NFL since the start of the 2000 season.

MOST REGULAR-SEASON ROAD PRIMETIME WINS SINCE 2000

RANK	COACH	WINS
1.	Andy Reid	32
2.	Bill Belichick	28
3.	Mike Tomlin	22
4.	John Harbaugh	16
	Tom Coughlin	16

- Tomlin's .537 winning percentage in road primetime games is the third-highest in the NFL since the start of the 2000 season (min. 25 games).

BEST REGULAR-SEASON ROAD PRIMETIME WIN PERCENTAGE SINCE 2000 (MIN. 25 GAMES)

RANK	COACH	W	L	T	WIN PCT.
1.	Andy Reid	32	21	0	.604
2.	Bill Belichick	28	21	0	.571
3.	Mike Tomlin	22	19	0	.537
4.	John Harbaugh	16	14	0	.533
5.	Tom Coughlin	16	21	0	.432

- Tomlin's 75 games coached in primetime (7 p.m. ET or later) are the most in the NFL since the start of the 2007 season.

MOST REGULAR-SEASON PRIMETIME GAMES COACHED SINCE 2007

RANK	COACH	GAMES
1.	Mike Tomlin	75
2.	Andy Reid	73
3.	Bill Belichick	72
4.	Mike McCarthy	67
5.	Sean Payton	54

- Tomlin's 48 victories in primetime games are the most in the NFL since the start of the 2007 season.

MOST REGULAR-SEASON PRIMETIME WINS SINCE 2007

RANK	COACH	WINS
1.	Mike Tomlin	48
2.	Bill Belichick	47
3.	Andy Reid	42
4.	John Harbaugh	35
	Mike McCarthy	35

- Tomlin's .640 winning percentage in primetime games is the third-highest in the NFL since the start of the 2007 season (min. 50 games).

BEST REGULAR-SEASON PRIMETIME WIN PERCENTAGE SINCE 2007 (MIN. 50 GAMES)

RANK	COACH	W	L	T	WIN PCT.
1.	John Harbaugh	35	17	0	.673
2.	Bill Belichick	47	25	0	.653
3.	Mike Tomlin	48	27	0	.640
4.	Sean Payton	34	20	0	.630
5.	Andy Reid	42	31	0	.575

- Tomlin's 34 home games coached in primetime (7 p.m. ET or later) are the second-most in the NFL since the start of the 2007 season.

MOST REGULAR-SEASON HOME PRIMETIME GAMES COACHED SINCE 2007

RANK	COACH	GAMES
1.	Andy Reid	35
2.	Mike Tomlin	34
3.	Bill Belichick	32
	Mike McCarthy	32
5.	Sean Payton	31

- Tomlin's 26 home victories in primetime games are the most in the NFL since the start of the 2007 season.

MOST REGULAR-SEASON HOME PRIMETIME WINS SINCE 2007

RANK	COACH	WINS
1.	Mike Tomlin	26
2.	Bill Belichick	24
3.	Mike McCarthy	23
	Pete Carroll	23
5.	Andy Reid	21
	Sean Payton	21

- Tomlin's .765 winning percentage in home primetime games is the second-highest in the NFL since the start of the 2007 season (min. 25 games).

BEST REGULAR-SEASON HOME PRIMETIME WIN PERCENTAGE SINCE 2007 (MIN. 25 GAMES)

RANK	COACH	W	L	T	WIN PCT.
1.	Pete Carroll	23	6	0	.793
2.	Mike Tomlin	26	8	0	.765
3.	Bill Belichick	24	8	0	.750
4.	Mike McCarthy	23	9	0	.719
5.	Sean Payton	21	10	0	.677

- Tomlin's 41 road games coached in primetime (7 p.m. ET or later) are the most in the NFL since the start of the 2007 season.

MOST REGULAR-SEASON ROAD PRIMETIME GAMES COACHED SINCE 2007

RANK	COACH	GAMES
1.	Mike Tomlin	41
2.	Bill Belichick	40
3.	Andy Reid	38
4.	Mike McCarthy	35
5.	John Harbaugh	30

- Tomlin's 22 road victories in primetime games are the second-most in the NFL since the start of the 2007 season.

MOST REGULAR-SEASON ROAD PRIMETIME WINS SINCE 2007

RANK	COACH	WINS
1.	Bill Belichick	23
2.	Mike Tomlin	22
3.	Andy Reid	21
4.	John Harbaugh	16
5.	Mike McCarthy	12

- Tomlin's .537 winning percentage in road primetime games is the third-highest in the NFL since the start of the 2007 season (min. 25 games).

BEST REGULAR-SEASON ROAD PRIMETIME WIN PERCENTAGE SINCE 2007 (MIN. 25 GAMES)

RANK	COACH	W	L	T	WIN PCT.
1.	Bill Belichick	23	17	0	.575
2.	Andy Reid	21	17	0	.553
3.	Mike Tomlin	22	19	0	.537
4.	John Harbaugh	16	14	0	.533
5.	Tom Coughlin	11	16	0	.407

TOMLIN ON MONDAY NIGHT FOOTBALL

- Mike Tomlin has guided the Steelers to a 20-3 (.870) record in Monday Night Football contests, including 10-0 (1.000) at Acrisure Stadium and 10-3 (.769) on the road.
- Tomlin's 20 victories on Monday Night Football are the third-most since MNF debuted in 1970.

MOST MONDAY NIGHT FOOTBALL WINS SINCE 1970

RANK	COACH	WINS
1.	Bill Belichick	25
2.	Andy Reid	21
3.	Mike Tomlin	20
4.	Sean Payton	16
5.	Pete Carroll	13
6.	John Harbaugh	12
7.	Jeff Fisher	11
	Mike Shanahan	11
9.	Mike Martz	10
	Mike McCarthy	10
	Tom Coughlin	10
	Tony Dungy	10

- Tomlin's .870 winning percentage on Monday Night Football is the highest since MNF debuted in 1970 (min. 10 games).

BEST MONDAY NIGHT FOOTBALL WIN PERCENTAGE SINCE 1970 (MIN. 10 GAMES)

RANK	COACH	W	L	T	WIN PCT.
1.	Mike Tomlin	20	3	0	.870
2.	Lovie Smith	9	3	0	.750
3.	Pete Carroll	13	5	0	.722
4.	Bill Belichick	25	10	0	.714
5.	Tony Dungy	10	4	0	.714
6.	Ron Rivera	7	3	0	.700
7.	Sean Payton	16	9	0	.640
8.	Andy Reid	21	12	0	.636
9.	John Harbaugh	12	7	0	.632
10.	Mike Martz	10	6	0	.625

- Tomlin's 19 victories on Monday Night Football are the most in the NFL since the start of the 2007 season.

MOST MONDAY NIGHT FOOTBALL WINS SINCE 2007

RANK	COACH	WINS
1.	Mike Tomlin	19
2.	Sean Payton	16
	Bill Belichick	16
4.	John Harbaugh	12
	Andy Reid	12
	Pete Carroll	12

- Tomlin's .864 winning percentage on Monday Night Football is the highest since the start of the 2007 season (min. 12 games).

BEST MONDAY NIGHT FOOTBALL WIN PERCENTAGE SINCE 2007 (MIN. 12 GAMES)

RANK	COACH	W	L	T	WIN PCT.
1.	Mike Tomlin	19	3	0	.864
2.	Pete Carroll	12	4	0	.750
3.	Bill Belichick	16	7	0	.696
4.	Sean Payton	16	9	0	.640
5.	Andy Reid	12	7	0	.632
	John Harbaugh	12	7	0	.632

- Tomlin's nine home victories on Monday Night Football are the second-most in the NFL since the start of the 2007 season.

MOST HOME MONDAY NIGHT FOOTBALL WINS SINCE 2007

RANK	COACH	WINS
1.	Sean Payton	10
2.	Mike Tomlin	9
3.	Pete Carroll	8
4.	Andy Reid	7
	Bill Belichick	7
	Mike McCarthy	7

- Tomlin's 1,000 home winning percentage on Monday Night Football is the highest since the start of the 2007 season (min. six games).

BEST ROAD MONDAY NIGHT FOOTBALL WIN PERCENTAGE SINCE 2007 (MIN. SIX GAMES)

RANK	COACH	W	L	T	WIN PCT.
1.	Mike Tomlin	9	0	0	1.000
2.	Pete Carroll	8	2	0	.800
3.	Bill Belichick	7	2	0	.778
4.	Andy Reid	7	3	0	.700
	Mike McCarthy	7	3	0	.700

- Tomlin's 10 road victories on Monday Night Football are the most in the NFL since the start of the 2007 season.

MOST ROAD MONDAY NIGHT FOOTBALL WINS SINCE 2007

RANK	COACH	WINS
1.	Mike Tomlin	10
2.	John Harbaugh	9
	Bill Belichick	9
4.	Sean Payton	6
5.	Andy Reid	5
	Tom Coughlin	5

- Tomlin's .769 road winning percentage on Monday Night Football is the highest since the start of the 2007 season (min. 6 games).

BEST ROAD MONDAY NIGHT FOOTBALL WIN PERCENTAGE SINCE 2007 (MIN. 6 GAMES)

RANK	COACH	W	L	T	WIN PCT.
1.	Mike Tomlin	10	3	0	.769
2.	Pete Carroll	4	2	0	.667
	Sean Payton	6	3	0	.667
4.	Bill Belichick	9	5	0	.643
5.	John Harbaugh	9	6	0	.600

- Tomlin is 20-15 (.571) on Sunday Night Football and 8-9 (.471) on Thursday Night Football.

TOMLIN T-150 COACH

- Mike Tomlin is the 20th head coach in NFL history to reach 150 career wins.
- Tomlin registered 150 career victories in the fourth-fewest game in League history.

FEWEST GAMES COACHED TO 150 CAREER VICTORIES

RANK	PLAYER	GAMES
1.	Don Shula	204
2.	George Halas	223
3.	Curly Lambeau	228
4.	Mike Tomlin	232
5.	Bud Grant	239

WIN NO. 140

- Mike Tomlin earned his 140th regular-season win with the Steelers in the 28-24 victory at Baltimore in Week 8 of 2020.
- The game was Tomlin's 215th of his regular-season tenure, tying him with Curly Lambeau for the third-fewest games by an NFL head coach to secure 140 wins.

FEWEST NFL GAMES COACHED TO 140 WINS

RANK	HEAD COACH	TEAMS	GAMES
1.	Don Shula	Baltimore-Miami	185
2.	George Halas	Chicago	210
3.	Mike Tomlin	Pittsburgh	215
	Curly Lambeau	Green Bay	215
5.	Joe Gibbs	Washington	216

TOMLIN IN 16

- In his first 16 seasons as the head coach of the Steelers, Mike Tomlin has an extensive list of accomplishments.
- Tomlin's 163 regular-season wins in his first 16 seasons rank as the most wins in team history for any coach in his first 16 campaigns, and his two Super Bowl appearances rank second in the franchise for a coach in his first 16 seasons.
- Tomlin's 10 postseason berths rank tied for first in a coach's first 16 seasons with the Steelers and his seven division titles rank tied for second.

STEELERS HEAD COACHES RECORD THROUGH 16 SEASONS

RANK	COACH	RECORD	YEARS
1.	Mike Tomlin	163-93-1 (.643)	2007-22
2.	Chuck Noll	142-88-1 (.617)	1969-1984
RANK	COACH	SUPER BOWL APP.	TITLES
1.	Chuck Noll	4 (1974, '75, '78, '79)	4 (1974, '75, '78, '79)
2.	Mike Tomlin	2 (2008, '10)	1 (2008)
RANK	COACH	PLAYOFF APP.	YEARS
1.	Mike Tomlin	10	2007-08, '10-11, '14-17, '20-21
	Chuck Noll	10	1972-79, 1982-83
RANK	COACH	DIVISION TITLES	YEARS
1.	Mike Tomlin	7 (AFC North)	2007-08, '10, '14, '16-17, '20
	Chuck Noll	7 (AFC Central)	1972, '74-79
	Bill Cowher	8 (AFC Central/North)	1992, '94-97, 2001, '02, '04

*Cowher coached just 15 seasons

AMONG COACHES IN FIRST 16 YEARS

- **Mike Tomlin** earned his 163rd regular-season victory in Week 18 of 2022 vs. Cleveland, and accumulated a 163-93-2 regular-season record in his first 16 seasons as a head coach in the NFL (2007-22).
- Tomlin's 163 regular-season victories are the second-most, behind only Pro Football Hall of Famer Don Shula (165, 1963-78), in a coach's first 16 career seasons.

MOST WINS AMONG NFL HEAD COACHES DURING FIRST 16 SEASONS

RANK	COACH	YEARS	WINS
1.	Don Shula	1963-78	165
2.	Mike Tomlin	2007-22	163
3.	Bill Belichick	1991-95, 2000-10	162
4.	Mike Holmgren	1992-2008	157
5.	Mike McCarthy	2006-18, 2020-22	155
6.	Joe Gibbs	1981-92, 2004-07	154
7.	Marty Schottenheimer	1984-98, 2001-06	153
8.	Pete Carroll	1994, 1997-99, 2010-22	152
	Sean Payton	2006-21	152
10.	Andy Reid	1999-2012, 2013-22	150

*Does not include 2012 suspended season in 15 seasons count

- Tomlin's .636 regular-season winning percentage is the seventh-highest by a head coach in his first 16 career seasons.

BEST WIN PERCENTAGE AMONG NFL HEAD COACHES DURING FIRST 16 SEASONS

RANK	COACH	YEARS	WIN PCT.
1.	George Halas	1920-29, 1933-38	.749
2.	Don Shula	1963-78	.747
3.	Curly Lambeau	1921-36	.707
4.	Steve Owen	1930-45	.648
5.	Paul Brown	1946-60, 1970	.643
	Bud Grant	1967-82	.643
7.	Mike Tomlin	2007-22	.636
8.	Bill Belichick	1991-95, 2000-10	.633
9.	Chuck Knox	1973-88	.624
10.	Marty Schottenheimer	1984-98, 2001-06	.621

WINNING RECORD IN FIRST 16 SEASONS

- **Mike Tomlin** secured his 16th straight non-losing season with the Steelers' ninth win in 2022, a 28-14 win vs. Cleveland in Week 18, a streak dating back to his first season as the team's head coach in 2007.
- Tomlin is the only head coach in NFL history to begin a head coaching tenure with at least 16 consecutive non-losing seasons.

MOST CONSECUTIVE NON-LOSING SEASONS TO BEGIN NFL HEAD COACHING CAREER

RANK	HEAD COACH	YEARS	SEASONS
1.	Mike Tomlin	2007-22	16
2.	Marty Schottenheimer	1984-97	14
3.	Don Shula	1963-75	13
4.	George Allen	1966-77	12
	Curly Lambeau	1921-32	12

LIMITING SACKS

- Since the start of the 2019 season, Pittsburgh ranks third in sacks allowed per pass attempt (4.8%).

NFL FEWEST SACKS ALLOWED PER PASS ATTEMPT SINCE 2019

RANK	TEAM	SACKS ALLOWED PCT.
1.	Kansas City Chiefs	3.9
2.	Tampa Bay Buccaneers	4.0
3.	Pittsburgh Steelers	4.8
4.	Dallas Cowboys	4.9
5.	L.A. Chargers	5.0

- Pittsburgh has allowed 122 sacks since the start of the 2019 season, which is tied for the third-fewest in the NFL over the span.

NFL FEWEST SACKS ALLOWED SINCE 2019

RANK	TEAM	SACKS ALLOWED
1.	Kansas City Chiefs	103
2.	Tampa Bay Buccaneers	114
3.	Pittsburgh Steelers	122
	Green Bay Packers	122
5.	Buffalo Bills	127
	Dallas Cowboys	127

- The Steelers have not allowed a sack in 11 games since the start of the 2019 season, which is tied for the sixth-most games without allowing a sack in the NFL over the span.

MOST NFL GAMES WITHOUT ALLOWING A SACK SINCE 2019

RANK	TEAM	GAMES
1.	Tampa Bay Buccaneers	17
2.	New Orleans Saints	14
	Kansas City Chiefs	14
4.	Detroit Lions	12
	Las Vegas Raiders	12
6.	Pittsburgh Steelers	11
	L.A. Rams	11
	San Francisco 49ers	11
	Dallas Cowboys	11

- The Steelers have allowed 1.0 sack or less in 30 games since the start of the 2019 season, which is the eighth-most games in the NFL without allowing multiple sacks over the span.

MOST NFL GAMES WITHOUT ALLOWING MULTIPLE SACKS SINCE 2019

RANK	TEAM	GAMES
1.	Kansas City Chiefs	37
2.	Green Bay Packers	34
3.	Tampa Bay Buccaneers	33
4.	Buffalo Bills	32
	Dallas Cowboys	32
6.	L.A. Rams	31
	New Orleans Saints	31
8.	Pittsburgh Steelers	30
9.	Indianapolis Colts	29
10.	Cleveland Browns	27
	Minnesota Vikings	27

PICKETT NO LONGER ON THE FENCE

- QB **Kenny Pickett** played in 13 games and started in 12 -- both of which were the most in the NFL this season by a rookie quarterback.
- Pickett completed 245-of-389 passes for 2,404 yards and seven TDs. He registered a quarterback rating of 76.7.
- Pickett set rookie quarterback franchise records in completions and attempts, and ranked second in passing yards, completion percentage, passing TDs and victories.

FRANCHISE QB RECORDS IN TEAM STARTING DEBUT

CATEGORY	NAME	STAT
Completions	Kenny Pickett, 2022	245
	Ben Roethlisberger, 2004	196
Attempts	Kenny Pickett, 2022	389
	Ben Roethlisberger, 2004	295
Completion Percentage	Ben Roethlisberger, 2004	66.4%
	Kenny Pickett, 2022	63.0%
Passing Yards	Ben Roethlisberger, 2004	2,621
	Kenny Pickett, 2022	2,404
Passing TDs	Ben Roethlisberger, 2004	17
	Kenny Pickett, 2022	7
Quarterback Rating	Ben Roethlisberger, 2004	98.1
	Kenny Pickett, 2022	76.7
Victories	Ben Roethlisberger, 2004	13
	Kenny Pickett, 2022	7

- Pickett was the first rookie in NFL history to have a game-winning TD pass in the final minute of the fourth quarter in back-to-back games (Week 16 vs. Las Vegas and Week 17 at Baltimore).
- Pickett led NFL rookies with 2,404 pass yards this season and joined Ben Roethlisberger (2,621 in 2004) as the only rookies in franchise history to ever pass for 2,000 or more yards.
- Pickett did not throw an interception in seven of his last eight starts of the season. His one interception after Week 10 was the second-fewest in the League among quarterbacks that started at least eight games over the span.

FEWEST INTERCEPTIONS BY STARTING QB SINCE WEEK 10 (MIN. 8 GS)

RANK	PLAYER. TEAM	INT
1.	Jared Goff, Detroit Lions	0
2.	Kenny Pickett, Pittsburgh Steelers	1
3.	Trevor Lawrence, Jacksonville Jaguars	2
4.	Daniel Jones, N.Y. Giants	3
5.	Andy Dalton, New Orleans Saints	4
	Mac Jones, New England Patriots	4
7.	Aaron Rodgers, Green Bay Packers	5
	Justin Herbert, L.A. Chargers	5
9.	Josh Allen, Buffalo Bills	6
	Patrick Mahomes, Kansas City Chiefs	10

- Pickett was the third rookie signal caller to defeat the Ravens in Baltimore. He joined Jake Plummer, Arizona Cardinals (Week 13 of 1997) and Mitch Trubisky, Chicago Bears (Week 6 of 2017).
- Pickett completed 15-of-27 passes (55.6 percent) for 168 yards, one TD and an 86.7 rating vs. Baltimore in Week 17. He threw a 10-yard TD pass to RB **Najee Harris** with 0:56 left in the fourth quarter that gave the Steelers a 16-13 lead.
- Pickett completed 7-of-12 passes (58.3 percent) for 100 yards and one TD in the fourth quarter, including 5-of-6 passes for 64 yards on the fourth quarter, gamewinning drive.
- Pickett is the first rookie quarterback since the 1970 AFL-NFL merger to win four or more games (as starter) and throw fewer than two interceptions over the course of November and December.
- Pickett was one of two QBs in the League to start Weeks 10-14 and not throw an interception. Jared Goff (Detroit) was the only other signal caller in the League to accomplish the feat.

PICKETT'S FIRST FIVE STARTS VS. LAST SEVEN STARTS

CATEGORY	FIRST FIVE	LAST SEVEN*
W-L Record	2-3	6-1
Completions/Game	24.0	16.4
Completions/Game	36.4	27.7
Completion Percentage	65.9%	59.3%
Passing Yards/Game	208.2	177.6
Passing Yards/Attempt	5.72	6.41
Passing Yards/Completion	8.68	10.81
Interception Pct.	2.7%	0.5%
Interceptions	5	1
Passer Rating	73.1	84.6
20+ Yard Completions	9	17
50+ Yard Completions	0	1
*includes Week 14 vs. Baltimore when left game in first quarter		

- Pickett did throw an interception in Week 16 vs. Las Vegas. He had not thrown an interception since the fourth quarter of Week 8 at Philadelphia.
- Pickett's streak of 145 consecutive passes without an interception was the third-longest active streak in the NFL when it ended.
- Pickett's streak of 145 consecutive passes without an interception was the 13th-longest streak by an NFL rookie since 2000.

MOST CONSECUTIVE PASSES WITHOUT AN INTERCEPTION BY ROOKIE QB SINCE 2000

RANK	PLAYER	ATT.	START	END
1.	Kyler Murray, Arizona	211	09/29/2019	11/10/2019
2.	Dak Prescott, Dallas	176	09/11/2016	10/16/2016
	Derek Carr, Oakland	176	11/30/2014	12/28/2014
4.	Dak Prescott, Dallas	171	10/30/2016	12/11/2016
5.	Sam Bradford, St. Louis	169	10/10/2010	11/21/2010
6.	Nick Foles, Philadelphia	168	11/18/2012	12/13/2012
7.	Gardner Minshew, Jacksonville	163	09/08/2019	10/13/2019
8.	Mike Glennon, Tampa Bay	158	10/13/2013	11/11/2013
9.	Zach Wilson, N.Y. Jets	156	12/05/2021	01/09/2022
10.	Tua Tagovailoa, Miami	152	10/18/2020	12/13/2020
11.	Joe Burrow, Cincinnati	151	10/25/2020	11/22/2020
12.	Bruce Gradkowski, Tampa Bay	147	10/15/2006	11/13/2006
13.	Kenny Pickett, Pittsburgh	145	11/13/2022	12/24/2022

- Pickett's streak of 145 consecutive passes without an interception was the 14th-longest streak in the NFL this season.

MOST CONSECUTIVE PASSES WITHOUT AN INTERCEPTION IN 2022

RANK	PLAYER	ATT.
1.	Tom Brady, Tampa Bay Buccaneers	399
2.	Jared Goff, Detroit Lions	295
3.	Trevor Lawrence, Jacksonville Jaguars	204
4.	Tua Tagovailoa, Miami Dolphins	193
5.	Daniel Jones, N.Y. Giants	176
6.	Jacoby Brissett, Cleveland Browns	165
7.	Justin Herbert, L.A. Chargers	162
8.	Mac Jones, New England Patriots	161
9.	Aaron Rodgers, Green Bay Packers	155
10.	Daniel Jones, N.Y. Giants	153
11.	Justin Herbert, L.A. Chargers	150
12.	Jalen Hurts, Philadelphia Eagles	149
13.	Joe Burrow, Cincinnati Bengals	146
14.	Kenny Pickett, Pittsburgh Steelers	145

- Pickett's streak of 145 consecutive passes without an interception was the 11th-longest streak in franchise history (spans season).

MOST CONSECUTIVE PASSES WITHOUT AN INTERCEPTION IN FRANCHISE HISTORY (SPANS SEASONS)

RANK	PLAYER	ATT.	START	END
1.	Ben Roethlisberger	207	11/10/2013	12/15/2013
2.	Bubby Brister	178	09/10/1989	11/05/1989
3.	Ben Roethlisberger	174	10/10/2021	11/28/2021
4.	Ben Roethlisberger	173	12/05/2010	09/11/2011
5.	Ben Roethlisberger	165	11/30/2014	12/28/2014
6.	Ben Roethlisberger	162	11/06/2016	12/04/2016
7.	Kordell Stewart	159	10/29/2001	12/02/2001
8.	Neil O'Donnell	149	09/20/1992	11/01/1992
9.	Neil O'Donnell	147	12/11/1994	10/19/1995
10.	Ben Roethlisberger	146	10/12/2014	11/09/2014
11.	Kenny Pickett	145	10/30/2022	12/24/2022

- Pickett's streak of 145 consecutive passes without an interception was tied for the 10th-longest streak in franchise history (single season).

MOST CONSECUTIVE PASSES WITHOUT AN INTERCEPTION IN FRANCHISE HISTORY (SINGLE SEASON)

RANK	PLAYER	ATT.	START	END
1.	Ben Roethlisberger	207	11/10/2013	12/15/2013
2.	Bubby Brister	178	09/10/1989	11/05/1989
3.	Ben Roethlisberger	174	10/10/2021	11/28/2021
4.	Ben Roethlisberger	165	11/30/2014	12/28/2014
5.	Ben Roethlisberger	162	11/06/2016	12/04/2016
6.	Kordell Stewart	159	10/29/2001	12/02/2001
7.	Ben Roethlisberger	158	12/05/2010	01/02/2011
8.	Neil O'Donnell	149	09/20/1992	11/01/1992
9.	Ben Roethlisberger	146	10/12/2014	11/09/2014
10.	Kenny Pickett	145	10/30/2022	12/24/2022
	Kent Graham	145	10/12/2014	11/09/2014

- Pickett completed 26-of-39 passes (66.7 percent) for 244 yards, one TD and an 81.6 rating in Week 16 vs. Las Vegas. He threw a 14-yard TD pass to WR **George Pickens** with 0:46 left in the fourth quarter that gave the Steelers a 13-10 lead.
- His 14-yard TD pass to WR **George Pickens** marked only the fourth instance in the Super Bowl era of a rookie QB throwing a game-winning TD to a rookie receiver in the final two minutes of regulation.

ROOKIE-TO-ROOKIE GAME-WINNING TD PASSES IN LAST 2 MINUTES OF 4TH QUARTER – SINCE 1966 (REG & POST)

DATE	TEAM	PASS PLAY (TIME LEFT)
12/24/2022	Pittsburgh Steelers	Kenny Pickett-George Pickens (0:46)
10/28/2018	Arizona Cardinals	Josh Rosen-Christian Kirk (0:34)
11/22/2009	Detroit Lions	Matthew Stafford-Brandon Pettigrew (0:00)
10/31/1999	Cleveland Browns	Tim Couch-Kevin Johnson (0:00)

- Pickett completed 25-of-42 passes (59.5 percent) for 265 yards, one TD and an 85.9 rating in Week 11 vs. Cincinnati. He threw a 24-yard TD pass to WR **George Pickens** with 1:52 left in the second quarter that tied the game, 17-17.
- Pickett registered five completions of 20+ yards vs. Cincinnati, which is a career-best for the rookie signal caller.
- The five completions of 20+ yards is the most for a Steelers' quarterback since Week 16 of 2018 when Ben Roethlisberger had six at New Orleans.
- Pickett completed 34-of-52 passes (65.4 percent) for 327 yards, one interception and a 74.8 rating in his first career start (Week 5 at Buffalo).
- Pickett set franchise records for pass completions, pass attempts and passing yards in a first career start.

FRANCHISE QB RECORDS IN TEAM STARTING DEBUT

CATEGORY	NAME	STAT
Completions	Kenny Pickett	34
Attempts	Kenny Pickett	52
Completion Percentage	Devlin Hodges	75.0%
Passing Yards	Kenny Pickett	327
Passing TDs	Tommy Maddox	3
	Earl Morrall	3
Quarterback Rating	Ted Marchibroda	120.0
Passing Yards/Attempt	Ron Smith	11.50

FRANCHISE QB RECORDS IN CAREER STARTING DEBUT

CATEGORY	NAME	STAT
Completions	Kenny Pickett	34
Attempts	Kenny Pickett	52
Completion Percentage	Devlin Hodges	75.0%
Passing Yards	Kenny Pickett	327
Passing TDs	Mason Rudolph	2
	Ron Smith	2
	Rudy Bukich	2
	Scott Campbell	2
Quarterback Rating	Ted Marchibroda	120.0
Passing Yards/Attempt	Ron Smith	11.50

- Pickett's 34 completions are the most by a rookie quarterback in their first career start since the 1970 NFL-AFL merger (previous record was 32, Sam Bradford, St. Louis Rams, vs. Arizona Cardinals in 2010).
- Pickett's 52 pass attempts are tied for the third-most by a rookie quarterback in their first career start since the 1970 NFL-AFL merger (record is 55, Sam Bradford, St. Louis Rams, vs. Arizona Cardinals in 2010).
- Pickett's 327 passing yards are the eighth-most by a rookie quarterback in their first career start since the 1970 NFL-AFL merger (record is 422, Cam Newton, Carolina Panthers, at Arizona Cardinals in 2011).

NFL ROOKIE QB RECORDS IN CAREER STARTING DEBUT

CATEGORY	NAME	STAT
Completions	Kenny Pickett, 2022	34
Attempts	Sam Bradford, 2010	55
Completion Percentage	Marcus Mariota, 2015	86.7%
Passing Yards	Cam Newton, 2011	422
Passing TDs	Marcus Mariota, 2015	4
	Todd Bouman, 2001	4
Quarterback Rating	Marcus Mariota, 2015	158.3
Passing Yards/Attempt	Dennis Shaw	15.10

KENNY PICKETT RANKS IN NFL ROOKIE QB CAREER STARTING DEBUT

CATEGORY	STAT	RANK
Completions	34	1st
Attempts	52	2nd
Passing Yards	327	8th

- Pickett completed 11-of-18 passes (61.1 percent) for 67 yards, one TD and an 87.0 rating in Week 6 vs. Tampa Bay prior to leaving the game with an injury in the third quarter.
- Pickett threw a six-yard TD pass to RB **Najee Harris** on the Steelers opening drive of the game to give Pittsburgh a 7-0 lead with 7:38 remaining in the first quarter.
- Pickett was the 29th rookie quarterback to start vs. Tom Brady over his 23-year NFL career and rookie signal callers are 7-23 (.233) record vs. Brady.
- The seven rookie signal callers to lead their teams to victories over a Tom Brady-led team include Brock Purdy (2022), **Kenny Pickett** (2022), Geno Smith (2013), Russell Wilson (2012), Colt McCoy (2010), Mark Sanchez (2009) and **Ben Roethlisberger** (2004).

- Pickett snapped Brady's 12-game winning streak when starting against a rookie quarterback. The last rookie quarterback to ever beat Brady was Geno Smith in Week 7, 2013. The first rookie to ever beat Brady was the last quarterback the Steelers drafted in the 1st round, **Ben Roethlisberger** in Week 8, 2004.
- Brady is 10-4 (.714) in his career against quarterbacks making their first or second career start. The losses include vs. San Francisco (Brock Purdy), vs. Pittsburgh (**Kenny Pickett**), Week 2, 2009 at N.Y. Jets (Mark Sanchez) and Week 12, 2015 at Denver Broncos (Brock Osweiler). Ironically, all three of the four signal callers were making their second career start (Purdy made his first).
- Pickett completed 32-of-44 passes (72.7 percent) for 257 yards, one TD, three interceptions and a 66.2 rating in Week 7 at Miami. He threw a seven-yard TD pass to WR **George Pickens** that cut Miami's lead to 13-10 with 1:50 left in the second quarter. The TD pass was the second of his career (and second in as many weeks).
- Pickett completed all eight of his pass attempts for 64 yards on the scoring drive.
- Pickett completed 10-of-11 for 80 yards and a TD in the second quarter against the Dolphins.

PICKETT BY HALF VS. MIAMI IN WEEK 7

CATEGORY	FIRST HALF	SECOND HALF
Completions	13	19
Attempts	16	28
Completion Percentage	81.3	67.9%
Passing Yards	98	159
Passing TDs	1	0
Passing Yards/Attempt	6.1	8.4

- Pickett made his NFL debut in Week 4 vs. N.Y. Jets. He entered the game following halftime and completed 10-of-13 passes (76.9 percent) for 120 yards and a 65.1 rating.
- Pickett registered a one-yard TD run (the first of his career) with 7:22 remaining in the third quarter that gave the Steelers a 13-10 lead.
- Pickett became the first quarterback since the 1970 AFL-NFL merger to have multiple rushing TDs in his first career game.
- Pickett registered a two-yard TD run (the second of his career) with 13:41 remaining in the fourth quarter that gave the Steelers a 20-10 lead.
- Pickett is the first rookie quarterback in franchise history with multiple rushing TDs in a single game.
- Pickett is the fifth quarterback in franchise history with multiple rushing TDs in a single game and first since Kordell Stewart at San Diego Chargers (12/24/2000).
- Pickett joins **Kordell Stewart** (six times), **Bubby Brister** (once), **Mark Malone** (once) and **Terry Bradshaw** (three times) as quarterbacks in franchise history with multiple rushing TDs in a single game.

MITCH EXCELS IN A PINCH

- QB **Mitch Trubisky** completed 17-of-22 passes for 179 yards with no interceptions and helped convert a season-high 12-of-16 third-down conversions in Week 15 at Carolina.
- Trubisky, who started the first four games of the season, made three appearances for an injured QB Kenny Pickett.
- Trubisky completed 22-of-30 passes for 276 yards and a TD in Week 14 vs. Baltimore.
- In duty vs. Carolina, Baltimore and Tampa Bay, Trubisky has completed 48-of-64 passes for 599 yards, two TDs and three interceptions. His passer rating is 94.46.
- Trubisky completed 9-of-12 passes (75.0 percent) for 144 yards, one TD and a 142.4 rating in Week 6 vs. Tampa Bay after entering the game following a third-quarter injury to Kenny Pickett.
- Trubisky threw a six-yard TD pass to WR Chase Claypool to give Pittsburgh a 20-12 lead with 9:55 remaining in the fourth quarter.
- Trubisky was lights out on third down against the Buccaneers. He completed 5-of-7 passes (71.4 percent) for 118 yards on third down, including five completions that netted a first down.

TRUBISKY ON THIRD DOWN VS. TAMPA BAY

QTR	LOS	DIST.	PLAY
3	PIT 20	3rd-15	Pass to Chase Claypool to PIT 36 for 16 yards
3	PIT 41	3rd-5	Pass incomplete to Diontae Johnson
3	TB 47	3rd-5	Pass incomplete to Jaylen Warren
4	PIT 26	3rd-13	Pass to George Pickens to PIT 40 for 14 yards
4	PIT 44	3rd-6	Pass to Co. Heyward to TB 11 for 45 yards
4	PIT 20	3rd-15	Pass to Chase Claypool to PIT 37 for 17 yards
4	PIT 36	3rd-11	Pass to Chase Claypool to TB 38 for 26 yards

- Trubisky converted a quartet of third down plays of longer than 11 yards in the second half vs. Tampa Bay in Week 6.
- The four such third-down conversions (11+ yards) are the most by a Steelers quarterback since Ben Roethlisberger had four at Denver in Week 1 of 2012.

MOST THIRD-DOWN PASS CONVERSIONS OF 11+ YARDS BY STEELERS QB SINCE 2000

RK	PLAYER. OPP.	YEAR	3RD 11+ YDS
1.	Mitch Trubisky vs. Tampa Bay	2022, Wk 6	4
	Ben Roethlisberger at Denver	2012, Wk 1	4
3.	Ben Roethlisberger vs. Tennessee	2020, Wk 7	3
	Mason Rudolph vs. Miami	2019, Wk 8	3
	Ben Roethlisberger vs. New England	2011, Wk 8	3
	Tommy Maddox vs. Cincinnati	2003, Wk 13	3

- Trubisky is 31-24 (.564) in his career as a starter, including a 27-16 (.628) mark since the start of 2018.
- His .564 career winning percentage is the ninth-highest by an active QB in the League with a minimum of 50 starts.

HIGHEST CAREER WIN PERCENTAGE (ACTIVE QB, MIN. 50 STARTS)

RANK	PLAYER	W	L	T	WIN PCT.
1.	Patrick Mahomes	64	16	0	.800
2.	Tom Brady	251	82	0	.754
3.	Lamar Jackson	45	16	0	.738
4.	Jimmy Garoppolo	40	17	0	.702
5.	Josh Allen	52	24	0	.684
6.	Aaron Rodgers	147	75	1	.661
7.	Dak Prescott	61	36	0	.629
8.	Russell Wilson	108	64	1	.627
9.	Mitch Trubisky	31	24	0	.564
10.	Joe Flacco	99	81	0	.550

- Pittsburgh owns an 10-30-1 (.256) record since 1952 when its quarterback makes his Steelers starting debut, including 5-13-1 (.289) mark on the road.
- The 10 signal callers to pick up victories in their first career start with the franchise include: Trubisky (2022), Devlin Hodges (2019), Charlie Batch (2005), Ben Roethlisberger (2004), Steve Bono (1987), Mike Kruczek (1976), Bobby Layne (1958), Earl Morrall (1957), Jack Scarbath (1956) and Ted Marchibroda (1956).
- The five signal callers to pick up road victories in their first career start with the franchise include: Trubisky (2022), Devlin Hodges (2019), Charlie Batch (2005), Ben Roethlisberger (2004) and Steve Bono (1987).
- The Steelers are 3-8 (.273) in season openers when their quarterback makes his Steelers starting debut.
- The three signal callers to pick up season-opening victories in their first career start with the franchise include: Trubisky (2022), Earl Morrall (1957) and Ted Marchibroda (1956).
- Pittsburgh is 2-2 (.500) against Cincinnati when its quarterback makes his Steelers starting debut.
- The two signal callers to pick up season-opening victories in their first career start with the franchise include against Cincinnati: Trubisky (2022) and Mike Kruczek (1976).

- Trubisky is the first quarterback to not throw an interception in his Steelers starting debut since Michael Vick vs. Baltimore on Oct. 1, 2015.
- Trubisky is the first quarterback to not throw an interception in his Steelers starting debut (on the road) since Jim Miller at Jacksonville on Sept. 1, 1996.

NAJEE HARRIS (ING) OPPOSING DEFENSES

- RB **Najee Harris** eclipsed 1,000 yards rushing for the second consecutive season. He is the first running back in franchise history to rush for at least 1,000 yards in each of his first two seasons in the NFL.
- Harris rushed for 1,034 yards on 272 carries (3.8 avg.) and seven TDs. He added 41 catches for 229 yards and three TDs.
- Harris -- similar to the rest of the Steelers' offense -- improved significantly after the Bye Week. He rushed for 673 yards on 164 carries (4.1 avg.) and six TDs. Harris was injured in the first half in Week 12 at Indianapolis and his totals would be ever higher.

WHERE HARRIS RANKED IN THE NFL AFTER THE BYE WEEK

	WEEKS 10-18 (RK)
Rushes	164 (3rd)
Rush Yards	673 (3rd)
Rush TDs	6 (t-5th)
Rushes/Game	18.2 (4th)
Rush Yards/Game	74.8 (9th)

HARRIS BEFORE BYE WEEK VS. HARRIS AFTER BYE WEEK

	WEEKS 1-8 (RK)	WEEKS 10-18 (RK)
Rushes	108 (13th)	164 (3rd)
Rush Yards	361 (t-28th)	673 (3rd)
Yards/Rush	3.3 (29th)	4.10 (35th)
Rush TDs	1 (t-54th)	6 (t-5th)
Rushes/Game	13.5 (t-17th)	18.2 (4th)
Rush Yards/Game	45.1 (37th)	74.8 (9th)
Rushing 1st downs	15 (t-42nd)	30 (t-10th)

- Harris led the team with 23 carries for 84 yards (3.7 avg.) while adding 10 receiving yards on one reception (10.0 avg.) in Week 18 vs. Cleveland. He registered a four-yard TD run with 3:12 remaining in the third quarter that gave the Steelers a 20-7 lead.
- Harris registered his seventh rushing TD of the season and 14th of his career, and 10th scrimmage TD of the season and 20th of his career.
- Harris led the team in rushing with 22 carries for 111 yards (5.0 avg.) while adding 12 receiving yards on two receptions (6.0 avg.), including the gamewinning, 10-yard TD reception at Baltimore in Week 17.
- Harris connected with QB **Kenny Pickett** for a 10-yard TD pass that gave the Steelers a 16-13 lead with 0:56 left in the fourth quarter. He registered his third TD reception of the season and sixth of his career (2021-22).
- Harris' 111 yards rushing are the most by an opposing running back vs. Baltimore since Week 11 of 2020 (Derrick Henry, Tennessee, 133).
- Harris' 111 yards rushing are the most by a Steelers running back vs. Baltimore since Week 4 of 2017 (Le'Veon Bell, 144) and eighth-most in series history.
- Harris recorded his first 100-yard rushing game of the season and fourth of his career.
- Harris led the team with 20 carries for 90 yards (4.5 avg.) while adding 26 receiving yards on four receptions (6.5 avg.) in Week 11 vs. Cincinnati. He registered a 19-yard TD run with 12:58 remaining in the second quarter that tied the game, 10-10. Harris added a one-yard TD run with 0:45 remaining in the fourth quarter that cut the Bengals lead to 37-30.
- Harris' 19-yard TD run was the longest TD of the season for the Steelers at the time (Pikens' 24-yard TD catch just before halftime surpassed).
- Harris connected with QB **Kenny Pickett** for a six-yard TD pass that gave the Steelers a 7-0 lead with 7:38 left in the first quarter in Week 6 vs. Tampa Bay.
- Harris went 430 scrimmage touches (347 rushes and 83 receptions) to open his career without a fumble, which was tied for the seventh-most scrimmage touches (sixth among running backs) without a fumble to open a career in NFL history.

- Harris' first career fumble in the regular season came when the Steelers were attempting multiple laterals on the final play of the Week 3 loss at Cleveland.

MOST CONSECUTIVE SCRIMMAGE TOUCHES TO BEGIN CAREER WITHOUT FUMBLE (SINCE 1991)

RANK	PLAYER	TOUCHES	START	END
1.	Jamaal Williams	747	09/10/2017	12/05/2021
2.	Phillip Lindsay	724	09/09/2018	Active
3.	James White	631	09/29/2014	11/09/2020
4.	BenJarvus Green-Ellis	590	10/12/2008	09/23/2012
5.	Marvin Jones Jr.	550	09/30/2012	Active
6.	Jerick McKinnon	433	09/07/2014	10/01/2017
7.	Najee Harris	430	09/12/2021	09/22/2022
	Darnay Scott	430	09/04/1994	12/29/2002
9.	Deion Branch	409	09/09/2002	09/26/2010
10.	Cordarrelle Patterson	401	09/08/2013	09/19/2021

- Harris led the team with 20 carries for a season-best 99 yards (5.0 avg.), including a season-long 36-yard run in Week 10 vs. New Orleans.
- His 56 rushing yards (on five carries) was the most by a Steelers running back in a first quarter since James Conner had 62 yards (on eight carries) in Week 5 of 2018 vs. Atlanta.
- Harris registered a 36-yard rush in the first quarter, which was the Steelers' longest run of the season and longest run since Harris had a career-best 37-yard TD run in Week 17 vs. Cleveland in 2021.
- Harris registered his first career regular-season fumble on a running play.
- Harris had 428 career rushes before his first fumble on a rush, which is the fifth-most rushes without a fumble to open a career in NFL history.

MOST CONSECUTIVE RUSHES TO BEGIN CAREER WITHOUT FUMBLE (SINCE 1991)

RANK	PLAYER	RUSHES	START	END
1.	Phillip Lindsay	637	09/09/2018	Active
2.	Saquon Barkley	606	09/09/2018	12/19/2021
3.	Jamaal Williams	603	09/10/2017	12/05/2021
4.	BenJarvus Green-Ellis	560	10/20/2008	09/23/2012
5.	Najee Harris	428	09/12/2021	11/13/2022
6.	Scottie Graham	364	12/20/1992	11/16/1997
7.	Darrell Henderson Jr.	396	09/08/2019	Active
8.	Jerick McKinnon	334	09/07/2014	10/01/2017
9.	Jackie Battle	326	12/23/2007	12/28/2014
10.	C.J. Anderson	320	10/27/2013	12/28/2015

- Harris is one of two players in the NFL with 2,200 or more rushing yards and 650 or more receiving yards since the start of the 2021 season.

PLAYERS WITH 2,200+ RUSH YARDS, 650+ REC. YARDS SINCE 2021

PLAYER. TEAM	RUSH YDS	REC YDS
Najee Harris, Pittsburgh Steelers	2,234	696
Josh Jacobs, Las Vegas Raiders	2,525	748

- Harris is one of two players in franchise history with 2,200 or more rushing yards and 650 or more receiving yards in the first two years in the NFL.

STEELERS WITH 2,200+ RUSH YARDS, 650+ REC. YARDS IN FIRST TWO YEARS IN THE NFL

PLAYER. TEAM	RUSH YDS	REC YDS
Najee Harris, Pittsburgh Steelers	2,234	696
Le'Veon Bell, Pittsburgh Steelers	2,221	1,253

- Harris is the 17th player in the NFL with 2,200 or more rushing yards and 650 or more receiving yards in their first two years in the League since the 1970 AFL-NFL merger.

PLAYERS WITH 2,200+ RUSH YARDS, 650+ REC. YARDS IN FIRST TWO YEARS IN THE NFL SINCE 1970 AFL-NFL MERGER

PLAYER. TEAM	RUSH YDS	REC YDS
Jonathan Taylor, Indianapolis Colts	3,141	673
Saquan Barkley, N.Y. Giants	2,427	1,232
Le'Veon Bell, Pittsburgh Steelers	2,611	1,360
Eddie Lacy, Green Bay Packers	2,411	698
Edgerrin James, Indianapolis Colts	3,262	1,180
Terrell Davis, Denver Broncos	2,655	677
Marshall Faulk, Indianapolis Colts	2,360	997
Barry Sanders, Detroit Lions	2,774	762
Joe Cribbs, Buffalo Bills	2,282	1,018
Billy Sims, Detroit Lions	2,740	1,072
William Andrews, Atlanta Falcons	2,331	765
Tony Dorsett, Dallas Cowboys	2,332	651
Clinton Portis, Denver Broncos	3,099	678
Chris Johnson, Tennessee Titans	3,234	763
Domanick Williams, Houston Texans	2,219	939
Najee Harris, Pittsburgh Steelers	2,154	686

- Harris' 2,234 rush yards are the sixth-most in the NFL since the start of the 2021 season.

MOST RUSH YARDS SINCE 2021

RANK	PLAYER. TEAM	YDS
1.	Nick Chubb, Cleveland Browns	2,784
2.	Jonathan Taylor, Indianapolis Colts	2,672
3.	Josh Jacobs, Las Vegas Raiders	2,525
4.	Derek Henry, Tennessee Titans	2,475
5.	Dalvin Cook, Minnesota Vikings	2,332
6.	Najee Harris, Pittsburgh Steelers	2,234
7.	Miles Sanders, Philadelphia Eagles	2,023
8.	Joe Mixon, Cincinnati Bengals	2,019
9.	Aaron Jones, Green Bay Packers	1,920
10.	Saquan Barkley, N.Y. Giants	1,905

- Harris' 2,930 scrimmage yards are the sixth-most by a running back in the NFL since the start of the 2021 season.

MOST SCRIMMAGE YARDS BY RUNNING BACK SINCE 2021

RANK	PLAYER. TEAM	YDS
1.	Josh Jacobs, Las Vegas Raiders	3,273
2.	Nick Chubb, Cleveland Browns	3,197
3.	Austin Ekeler, L.A. Chargers	3,195
4.	Jonathan Taylor, Indianapolis Colts	3,175
5.	Derek Henry, Tennessee Titans	3,027
6.	Najee Harris, Pittsburgh Steelers	2,930
7.	Dalvin Cook, Minnesota Vikings	2,851
8.	Joe Mixon, Cincinnati Bengals	2,774
9.	Alvin Kamara, New Orleans Saints	2,724
10.	Aaron Jones, Green Bay Packers	2,706

FEIERMUTH, FLYING HIGH

- TE **Pat Freiermuth** registered 63 catches for 732 yards (11.6 avg.) and two TDs this season.
- His 63 receptions were the sixth-most by a tight end in the NFL this season.

MOST RECEPTIONS BY TIGHT END IN 2022

RANK	PLAYER	REC.
1.	Travis Kelce, Kansas City Chiefs	110
2.	T.J. Hockenson, Minnesota Vikings	86
3.	Mark Andrews, Baltimore Ravens	73
	Evan Engram, Jacksonville Jaguars	73
5.	Tyler Higbee, L.A. Rams	72
6.	Pat Freiermuth, Pittsburgh Steelers	63
7.	George Kittle, San Francisco 49ers	60
8.	Tyler Conklin, N.Y. Jets	58
	Gerald Everett, L.A. Chargers	58
	David Njoku, Cleveland Browns	58

- His 732 receiving yards were the sixth-most by a tight end in the NFL this season.

MOST RECEIVING YARDS BY TIGHT END IN 2022

RANK	PLAYER	YDS
1.	Travis Kelce, Kansas City Chiefs	1,338
2.	T.J. Hockenson, Minnesota Vikings	914
3.	Mark Andrews, Baltimore Ravens	847
4.	Evan Engram, Jacksonville Jaguars	766
5.	George Kittle, San Francisco 49ers	765
6.	Pat Freiermuth, Pittsburgh Steelers	732
7.	Dallas Goedert, Philadelphia Eagles	702
8.	David Njoku, Cleveland Browns	628
9.	Tyler Higbee, L.A. Rams	620
10.	Dalton Schultz, Dallas Cowboys	577

- His 63 receptions are tied for the fourth-most in a season by a tight end in franchise history.

MOST RECEPTIONS BY TIGHT END IN A SEASON IN FRANCHISE HISTORY

RANK	PLAYER. YEAR	REC.
1.	Heath Miller, 2009	76
2.	Heath Miller, 2012	71
3.	Heath Miller, 2014	66
4.	Pat Freiermuth, 2022	63
	Eric Green, 1993	63
6.	Pat Freiermuth, 2021	60
	Heath Miller, 2015	60
8.	Heath Miller, 2013	58
9.	Eric Ebron, 2020	56
10.	Heath Miller, 2011	51

- His 732 receiving yards are the fifth-most in a season by a tight end in franchise history.

MOST RECEIVING YARDS BY TIGHT END IN A SEASON IN FRANCHISE HISTORY

RANK	PLAYER. YEAR	YDS
1.	Eric Green, 1993	942
2.	Heath Miller, 2012	816
3.	Heath Miller, 2009	789
4.	Heath Miller, 2014	761
5.	Pat Freiermuth, 2022	732
6.	Heath Miller, 2011	631
7.	Eric Green, 1994	618
8.	Vance McDonald, 2018	610
9.	Heath Miller, 2013	593
10.	Eric Green, 1991	582

- Freiermuth caught seven passes for 66 yards (9.4 avg.), including two on the Steelers' game-winning TD drive in Week 16 vs. Las Vegas. Three of his seven receptions netted first downs, including one late in the fourth quarter.
- Freiermuth caught a critical 20-yard pass on the gamewinning drive late in the fourth quarter in Week 17 at Baltimore.
- Freiermuth caught three passes for 33 yards (11.0 avg.), including a 10-yard TD reception in Week 14 vs. Baltimore.
- Freiermuth caught three passes for 76 yards (25.3 avg.), including a career-long 57-yard reception in Week 13 at Atlanta.
- His 57-yard reception snapped the 21-game streak without a 50+ yard pass play for the Steelers. The 21-game streak without a 50+ yard pass play was the second-longest active streak in the NFL.
- His 57-yard catch was the longest reception by a Pittsburgh tight end since Vance McDonald's 75-yard reception against the Buccaneers in 2018. It was the second-longest reception by a Steelers' tight end in the **Mike Tomlin** era.
- His 57-yard catch was the second-longest reception by a Pittsburgh tight end since 2000.

LONGEST RECEPTION BY STEELERS TIGHT END SINCE 2000

RANK	PLAYER	YDS
1.	Heath Miller at Miami, 09/07/2006	87
2.	Vance McDonald at Tampa Bay, 09/24/2018	75
3.	Pat Freiermuth at Atlanta, 12/04/2022	57
4.	Jesse James at Baltimore, 11/04/2018	51
5.	Heath Miller at Minnesota, 12/18/2005	50

- Freiermuth's 57-yard catch was the third-longest reception by a tight end this season.

LONGEST RECEPTION BY NFL TIGHT END IN 2022

RANK	PLAYER	YDS
1.	T.J. Hockenson vs. Seattle, Week 4	81
2.	T.J. Hockenson vs. Miami, Week 8	58
3.	Pat Freiermuth at Atlanta, Week 13	57
4.	Ross Dwelley at L.A. Rams, Week 8	56
5.	George Kittle at Seattle, Week 15	54

- Freiermuth caught a team-high eight passes for 79 yards (9.9 avg.), including a 27-yard grab, in Week 11 vs. Cincinnati.
- Freiermuth recorded a team-high eight receptions for a team-high 75 yards, including a 21-yard reception on fourth down in the fourth quarter at Miami in Week 7.
- Freiermuth is one of four tight ends in the League this season with at least five games of at least 75 yards receiving (Travis Kelce, 9; George Kittle, 5; Mark Andrews, 5).
- Freiermuth registered five games of 75 or more receiving yards, which was tied for the second-most among NFL tight ends this season.

MOST 75-YARD RECEIVING GAMES BY TIGHT END IN 2022

RANK	PLAYER	GAMES
1.	Travis Kelce, Kansas City Chiefs	9
2.	Pat Freiermuth, Pittsburgh Steelers	5
	George Kittle, San Francisco 49ers	5
	Mark Andrews, Baltimore Ravens	5
5.	T.J. Hockenson, Minnesota Vikings	4

- His 123 receptions are the most by a tight end in franchise history over their first two years in the NFL.

MOST RECEPTIONS BY STEELERS TIGHT END IN FIRST TWO YEARS IN THE NFL

RANK	PLAYER	REC.
1.	Pat Freiermuth	123
2.	Eric Green	75
3.	Heath Miller	73
4.	Jesse James	47
5.	Mark Bruener	38

- Freiermuth was the 10th tight end in NFL history to reach 100 career receptions in 25 games or less.
- Freiermuth reached 100 career receptions in his 25th game in the NFL, which is the 10th-fewest games needed to reach 100 yards in NFL history.
- His 123 receptions are the sixth-most by a tight end in NFL history over their first two years in the NFL.

MOST RECEPTIONS BY TIGHT END IN FIRST TWO YEARS IN THE NFL

RANK	PLAYER	REC.
1.	Keith Jackson, Philadelphia Eagles	144
2.	Rob Gronkowski, New England Patriots	132
3.	George Kittle, San Francisco 49ers	131
4.	Jimmy Graham, New Orleans Saints	131
5.	Aaron Hernandez, New England Patriots	124
6.	Pat Freiermuth, Pittsburgh Steelers	123
7.	Jeremy Shockey, N.Y. Giants	122
	Jason Witten, Dallas Cowboys	122
9.	Charle Young, Philadelphia Eagles	118
10.	Kellen Winslow, San Diego Chargers	114

- Freiermuth reached 1,000 receiving yards in his 26th career games, which is tied for the fastest by a tight end in franchise history (Eric Green).
- Freiermuth is the 38th different TE in NFL history to accomplish the feat in their first 26 career games.
- His 1,229 receiving yards are the most by a tight end in franchise history over their first two years in the NFL.

MOST RECEIVING YARDS BY STEELERS TIGHT END IN FIRST TWO YEARS IN THE NFL

RANK	PLAYER	YDS
1.	Pat Freiermuth	1,229
2.	Eric Green	969
3.	Heath Miller	852
4.	John McMakin	472
5.	Bennie Cunningham	396

- Freiermuth caught a 10-yard TD pass from QB **Kenny Pickett** in the fourth quarter of Week 14 that cut the Ravens' lead to 16-14. The TD catch was his second of the season and ninth of his career.
- His nine TD receptions are tied for the ninth-most among tight ends since the start of the 2021 season.

MOST TD RECEPTIONS BY TIGHT END SINCE 2021

RANK	PLAYER	TDS
1.	Travis Kelce, Kansas City Chiefs	21
2.	George Kittle, San Francisco 49ers	17
3.	Dawson Knox, Buffalo Bills	15
4.	Mark Andrews, Baltimore Ravens	14
5.	Dalton Schultz, Dallas Cowboys	13
6.	Hunter Henry, Cincinnati Bengals	11
	Juwan Johnson, New Orleans Saints	11
8.	T.J. Hockenson, Minnesota Vikings	10
9.	Pat Freiermuth, Pittsburgh Steelers	9
	Zach Ertz, Arizona Cardinals	9

- His nine TD catches are the third-most by a tight end in franchise history over their first two years in the NFL.

MOST TD RECEPTIONS BY STEELERS TIGHT END IN FIRST TWO YEARS IN THE NFL

RANK	PLAYER	TDS
1.	Eric Green	13
2.	Heath Miller	11
3.	Pat Freiermuth	9
4.	Adrian Cooper	5
5.	Jesse James	4

JOHNSON LEADS WIDE RECEIVER CORP

- WR **Diontae Johnson** caught 86 passes for 882 yards (10.3 avg.) in 2022. He led the Steelers in receptions and receiving yards.
- Johnson has registered at least 85 receptions in each of the last three seasons (2020-22). His streak of three straight seasons with at least 85 receptions is tied for the second-longest in the NFL.

ACTIVE STREAK OF CONSECUTIVE SEASONS WITH 85+ RECEPTIONS

RANK	PLAYER	STK.
1.	Travis Kelce	5
2.	Diontae Johnson	3
	Stefon Diggs	3
	Tyreek Hill	3
	Davante Adams	3
	Justin Jefferson	3

- Johnson's 43 games with five or more receptions are tied for the fifth-most in the NFL since he entered the NFL in 2019.

MOST 5+ RECEPTION GAMES SINCE 2019

RANK	PLAYER	GAMES
1.	Travis Kelce	48
	Davante Adams	48
3.	Cooper Kupp	47
4.	Stefon Diggs	45
5.	Diontae Johnson	43
	Chris Godwin	43

- His 34 games with five or more receptions and 50 or more receiving yards are the eighth-most in the NFL since he entered the NFL in 2019.

MOST 5+ RECEPTION, 50+ RECEIVING YARD GAMES SINCE 2019

RANK	PLAYER	GAMES
1.	Travis Kelce	43
2.	Cooper Kupp	41
	Stefon Diggs	41
	Davante Adams	41
5.	Chris Godwin	38
6.	Keenan Allen	37
7.	Tyreek Hill	35
8.	Diontae Johnson	34
9.	Tyler Lockett	32
	DeAndre Hopkins	32
	Justin Jefferson	32

- His 20 games with five or more receptions and 50 or more receiving yards are tied for the seventh-most in the NFL since the start of the 2021 season.

MOST 5+ RECEPTION, 50+ RECEIVING YARD GAMES SINCE 2021

RANK	PLAYER	GAMES
1.	Cooper Kupp	24
	Justin Jefferson	24
3.	Stefon Diggs	23
	Davante Adams	23
5.	CeeDee Lamb	21
	Chris Godwin	21
7.	Diontae Johnson	20
	Michael Pittman	20
	Travis Kelce	20
10.	Tyreek Hill	19
	Mark Andrews	19
	Amon-Ra St. Brown	19

- Johnson has now played in 64 career games for the Steelers. He has registered 340 catches for 3,646 yards and 20 TDs.
- Johnson's 340 receptions are the most by a player in franchise history over their first four years in the NFL.

MOST RECEPTIONS IN FIRST FOUR YEARS IN FRANCHISE HISTORY

RANK	PLAYER	REC.
1.	Diontae Johnson	340
2.	Julu Smith-Schuster	308
3.	Antonio Brown	261
4.	Mike Wallace	235
	Santonio Holmes	235

- Johnson's 340 receptions are the fourth-most by a player in NFL history over their first four years in the NFL.

MOST RECEPTIONS IN FIRST FOUR YEARS IN NFL HISTORY

RANK	PLAYER	REC.
1.	Michael Thomas	470
2.	Jarvis Landry	400
3.	Anquan Boldin	342
4.	Diontae Johnson	340
5.	Larry Fitzgerald	330

- Johnson reached 300 career receptions in his 56th game in the NFL, which was the fewest games needed to reach 300 receptions in franchise history and tied for the 11th-fewest game in League history.

FEWEST GAMES TO 300 CAREER RECEPTIONS IN NFL HISTORY

RANK	PLAYER	GP
1.	Michael Thomas	45
	Odell Beckham Jr.	45
3.	Anquan Boldin	47
4.	Christian McCaffrey	48
5.	Jarvis Landry	49
6.	Keenan Allen	51
	Julio Jones	51
8.	Alvin Kamara	53
9.	Stefon Diggs	55
	A.J. Green	55
11.	Diontae Johnson	56
	Larry Fitzgerald	56
	Cooper Kupp	56

- Johnson eclipsed 3,000 career receiving yards in his 52nd game in the NFL, which was tied for the sixth-fewest games needed to reach 3,000 yards in franchise history.

FEWEST GAMES TO 3,000 RECEIVING YARDS IN FRANCHISE HISTORY

RANK	PLAYER	GP
1.	JuJu Smith-Schuster	44
2.	Mike Wallace	45
3.	Antonio Brown	48
4.	Plaxico Burris	50
5.	Santonio Holmes	51
6.	Diontae Johnson	52

- Johnson's 3,646 receiving yards are the fourth-most by a player in franchise history over their first four years in the NFL.

MOST RECEIVING YARDS IN FIRST FOUR YEARS IN FRANCHISE HISTORY

RANK	PLAYER	YDS
1.	Mike Wallace	4,042
2.	Santonio Holmes	3,835
3.	JuJu Smith-Schuster	3,726
4.	Diontae Johnson	3,646
5.	Antonio Brown	3,561

- Johnson's 193 receptions are the ninth-most in the NFL since the start of the 2021 season.

MOST RECEPTIONS SINCE 2021

RANK	PLAYER	REC.
1.	Justin Jefferson	236
2.	Tyreek Hill	230
3.	Davante Adams	223
4.	Cooper Kupp	220
5.	Stefon Diggs	211
6.	Travis Kelce	202
	Chris Godwin	202
8.	Amon-Ra St. Brown	196
9.	Diontae Johnson	193
10.	Michael Pittman	187

- Johnson's 340 receptions are the eighth-most in the NFL since he entered the League in 2019.

MOST RECEPTIONS SINCE 2019

RANK	PLAYER	REC.
1.	Davante Adams	421
2.	Cooper Kupp	406
3.	Travis Kelce	404
4.	Stefon Diggs	401
5.	Keenan Allen	376
6.	Tyreek Hill	375
7.	Chris Godwin	353
8.	Diontae Johnson	340
9.	Tyler Lockett	339
10.	DeAndre Hopkins	325

- Johnson caught a season-high 10 passes (on 10 targets) for 98 yards in Week 15 at Carolina. He is the first Pittsburgh wideout to catch at least 10 targets, without a drop or incompletion, since Antonio Brown in 2017. Johnson and Brown (who accomplished the feat three different times) are the only Steelers' wideouts to accomplish the feat since 1992.

- Seven of Johnson's 10 receptions resulted in first downs and five of those seven came on third-down.
- Johnson caught six passes for 82 yards (13.7 avg.), including a season-long 27-yard reception in the fourth quarter vs. Baltimore in Week 14.
- Johnson caught five passes for 64 yards (12.8 avg.) in Week 16 vs. Las Vegas.
- Johnson recorded five or more catches in 15 straight games, which was the longest active streak in the NFL, before it ended in Week 4 vs. N.Y. Jets.
- The 15-game streak was the second-longest streak in franchise history.

LONGEST STREAK WITH 5+ RECEPTIONS IN FRANCHISE HISTORY

RANK	PLAYER	GAMES
1.	Antonio Brown, 2013-15	36
2.	Diontae Johnson, 2021-22	15
3.	Antonio Brown, 2018	13
4.	Antonio Brown, 2015-16	11
5.	Hines Ward, 2002	8

- The 15-game streak was the tied for the 14th-longest streak in NFL history.

LONGEST NFL STREAK WITH 5+ RECEPTIONS

RANK	PLAYER	GAMES
1.	Antonio Brown	36
2.	Cooper Kupp	23
	DeAndre Hopkins	23
4.	Michael Thomas	20
	Jarvis Landry	20
6.	Laveranues Coles	19
7.	Jimmy Smith	18
	Sterling Sharpe	18
9.	Davante Adams	17
	Pierre Garcon	17
	Herman Moore	17
	Jerry Rice	17
†-14.	Diontae Johnson, Pittsburgh Steelers	15

PICK(ENS) OF THE LITTER

- WR **George Pickens** caught 52 passes for 801 yards and four TDs in 2022.
- Pickens' 802 receiving yards are the fifth-most in a season by a rookie in franchise history.

MOST RECEIVING YARDS BY ROOKIE IN FRANCHISE HISTORY

RANK	PLAYER. YEAR	YDS
1.	JuJu Smith-Schuster, 2017	917
2.	Chase Claypool, 2020	873
3.	Louis Lipps, 1984	860
4.	Santonio Holmes, 2006	824
5.	George Pickens, 2022	802
6.	Mike Wallace, 2009	756
7.	Troy Edwards, 1999	714
8.	Ron Shanklin, 1970	691
9.	Diontae Johnson, 2019	680
10.	Charles Johnson, 1994	577

- Pickens' 52 receptions are the seventh-most in a season by a rookie in franchise history.

MOST RECEPTIONS BY ROOKIE IN FRANCHISE HISTORY

RANK	PLAYER. YEAR	REC.
1.	Najee Harris, 2021	74
2.	Chase Claypool, 2020	62
3.	Troy Edwards, 1999	61

4.	Pat Freiermuth, 2021	60
5.	Diontae Johnson, 2019	59
6.	Juju Smith-Schuster, 2017	58
7.	George Pickens, 2022	52
8.	Santonio Holmes, 2006	49
9.	Antwaan Randle El, 2002	47
10.	Le'Veon Bell, 2013	45
	Louis Lipps, 1984	45

- Pickens' four receiving TDs were tied for the third-most by a rookie in 2022.

MOST RECEIVING TDS BY ROOKIE IN 2022

RANK	PLAYER	TDS
1.	Jahan Dotson	7
	Christian Watson	7
3.	George Pickens	4
	Garrett Wilson	4
	Chris Olave	4
	Drake London	4
7.	Chigoziem Okonkwo	3
	Isaiah Likely	3
	Romeo Doubs	3
	Jelani Woods	3

- Pickens' 802 receiving yards were the fourth-most by a rookie in 2022.

MOST RECEIVING YARDS BY ROOKIE IN 2022

RANK	PLAYER	YDS
1.	Garrett Wilson	1,103
2.	Chris Olave	1,042
3.	Drake London	866
4.	George Pickens	802
5.	Christian Watson	611
6.	Alex Pierce	593
7.	Jahan Dotson	523
8.	Rashid Shaheed	488
9.	Chigoziem Okonkwo	450
10.	Treyton Burks	444

- Pickens' 52 receptions were the fourth-most by a rookie in 2022.

MOST RECEPTIONS BY ROOKIE IN 2022

RANK	PLAYER	REC.
1.	Garrett Wilson	83
2.	Drake London	72
	Chris Olave	72
4.	George Pickens	52
5.	Rachaad White	50
6.	Romeo Doubs	42
	Cade Otton	42
8.	Christian Watson	41
	Alex Pierce	41
10.	Isaiah Likely	36

- Pickens connected with QB **Kenny Pickett** for a 31-yard TD pass that tied the score, 7-7, with 1:47 left in the second quarter vs. Cleveland in Week 18. He caught three passes for 72 yards (24.0 avg.), including the 31-yard TD.
- Pickens caught five passes for 57 yards (11.4 avg.), including a 25-yard grab and a 14-yard TD reception with 46 seconds remaining in the fourth quarter that gave the Steelers a 13-10 victory in Week 16.

- His 14-yard TD catch from QB **Kenny Pickett** marked only the fourth instance in the Super Bowl era of a rookie WR catching a game-winning TD from a rookie QB in the final two minutes of regulation.

ROOKIE-TO-ROOKIE GAME-WINNING TD PASSES IN LAST 2 MINUTES OF 4TH QUARTER – SINCE 1966 (REG & POST)

DATE	TEAM	PASS PLAY (TIME LEFT)
12/24/2022	Pittsburgh Steelers	Kenny Pickett-George Pickens (0:46)
10/28/2018	Arizona Cardinals	Josh Rosen-Christian Kirk (0:34)
11/22/2009	Detroit Lions	Matthew Stafford-Brandon Pettigrew (0:00)
10/31/1999	Cleveland Browns	Tim Couch-Kevin Johnson (0:00)

- Pickens registered two catches for 53 yards (26.5 avg.), including a 38-yard reception in Week 15 at Carolina.
- Pickens caught three passes for 78 yards (26.0 avg.), including a season-long 42-yard reception in Week 14 vs. Baltimore.
- Pickens caught three passes for 57 yards (19.0 avg.), including a 35-yard grab at Indianapolis in Week 12. He connected with QB **Kenny Pickett** for a two-point reception with 9:55 remaining in the fourth quarter that gave the Steelers a 24-17 lead.
- Pickens caught four passes for 83 yards (20.8 avg.), including a 33-yard grab and 24-yard TD reception. He connected with QB **Kenny Pickett** for a 24-yard TD pass with 1:52 left in the second quarter that tied the game, 17-17.
- Pickens caught three passes for 32 yards, and added a career-long 22-yard run and one-yard TD rush in Week 10 vs. New Orleans.
- He registered a one-yard TD run with 5:06 remaining in the first quarter that gave the Steelers a 7-0 lead over the Saints.
- Pickens caught six passes for 102 yards in Week 4 vs. N.Y. Jets. He set single-game career highs in both receptions and receiving yards.
- Pickens recorded the first 100-yard receiving game by a Steelers wideout since Diontae Johnson in 2021 vs. Baltimore (12/05/21).
- Pickens registered the first 100-yard receiving game by a Steelers rookie since Najee Harris in 2021 vs. Cincinnati (09/26/21).
- Pickens recorded the first 100-yard receiving game by a Steelers rookie wideout since Chase Claypool in 2020 at Cleveland (01/03/21).

STEELERS WITH 100-YD REC. GAME BEFORE WEEK 5 OF ROOKIE SEASON

YEAR	PLAYER. OPP.	REC	YDS	TD
2022, Week 4	George Pickens vs. N.Y. Jets	6	102	0
2021, Week 3	Najee Harris vs. Cincinnati Bengals	14	102	0
2009, Week 3	Mike Wallace at Cincinnati Bengals	7	102	0
1987, Week 3	Joey Clinkscales at Atlanta Falcons	6	150	1
1984, Week 1	Louis Lipps vs. Kansas City Chiefs	6	183	2
1970, Week 2	Ron Shanklin at Denver Broncos	6	123	0

- Pickens was one of seven rookie wide receivers to register a 100-yard receiving game this season.

ROOKIE WIDE RECEIVERS WITH 100-YD REC. GAME

WEEK	PLAYER. OPP.	REC	YDS	TD
Week 15	Jahan Dotson vs. N.Y. Giants	4	105	1
Week 13	Garrett Wilson at Minnesota	8	162	0
Week 12	Christian Watson at Philadelphia	4	110	1
Week 11	Treyton Burks at Green Bay	7	111	0
Week 11	Wan'Dale Robinson vs. Detroit	9	100	0
Week 11	Chris Olave vs. L.A. Rams	5	102	1
Week 10	Christian Watson vs. Dallas	4	107	3
Week 8	Garrett Wilson vs. New England	6	115	0
Week 7	Chris Olave at Arizona Cardinals	7	106	0
Week 4	George Pickens vs. N.Y. Jets	6	102	0
Week 3	Chris Olave at Carolina Panthers	9	147	0
Week 2	Garrett Wilson at Cleveland Browns	8	102	2

KEEPING THE POINTS DOWN

- Pittsburgh limited its last seven opponents to 17 points or less. The seven-game streak is the longest active streak in the NFL.

LONGEST ACTIVE STREAK OF HOLDING OPPONENTS TO 17 PTS OR LESS

RANK	TEAM	GAMES
1.	Pittsburgh Steelers	7
2.	New Orleans Saints	3
	Jacksonville Jaguars	3
4.	Seattle Seahawks	2
	Detroit Lions	2

- Pittsburgh's seven-game streak of holding its opponents to 17 points or less is tied for the sixth-longest in single-season franchise history and longest since an eight-game streak in the 2001 season.

LONGEST STREAK OF HOLDING OPPONENTS TO 17 PTS OR LESS IN FRANCHISE HISTORY

RANK	YEAR	START	END	GAMES
1.	1946	Sept. 20	Dec. 1	11
2.	1976	Week 6	Week 14	9
	1974	Week 6	Week 14	9
4.	2001	Week 3	Week 10	8
	1942	Oct. 4	Nov. 29	8
6.	2022	Week 12	-	7
	1994	Week 10	Week 16	7
	1978	Week 10	Week 16	7
	1978	Week 1	Week 7	7
	1975	Week 8	Week 14	7

- Pittsburgh's seven-game streak of holding its opponents to 17 points or less was tied for the longest in the NFL this season.

LONGEST STREAK OF HOLDING OPPONENTS TO 17 PTS OR LESS IN 2022

RANK	TEAM	GAMES
1.	Pittsburgh Steelers	7
	San Francisco 49ers	7
3.	Baltimore Ravens	5
4.	Tennessee Titans	4
	San Francisco 49ers	4
	Philadelphia Eagles	4
	Dallas Cowboys	4
	L.A. Chargers	4

BLITZBURGH

- Pittsburgh registered a season-high tying 7.0 sacks in the regular-season finale vs. Cleveland in Week 18.
- In the Week 1 victory at Cincinnati, Pittsburgh became the first team with four or more interceptions, five or more takeaways, 7.0 or more sacks and an interception return for TD in the same game since Atlanta in Week 12 of 2002.
- The Steelers had not previously accomplished this feat in franchise history and no team in the NFL has done it Week 1 since 1967 (Detroit).
- The Steelers were the first team in the NFL to record 50 or more sacks in five consecutive seasons since Washington, Chicago and Dallas (1983-87).
- Pittsburgh is the fourth team to accomplish the feat since sacks became an official statistic in 1982.
- The five-year streak with 50 or more sacks is tied for the longest in NFL history.

NFL MOST CONSECUTIVE 50-SACK SEASONS SINCE 1982

RANK	TEAM	SEASONS
1.	Pittsburgh Steelers (2017-21)	5
	Washington (1983-87)	5
	Chicago Bears (1983-87)	5
	Dallas Cowboys (1983-87)	5
5.	N.Y. Giants (1985-88)	4
	Philadelphia Eagles (1984-87)	4
	San Francisco 49ers (1983-86)	4
	L.A. Raiders (1983-86)	4

- The Steelers have eclipsed the 50-sack plateau 11 times since sacks became an official statistic in 1982. No NFL team has registered more 50-sack seasons over that span.

NFL MOST 50-SACK SEASONS SINCE 1982

RANK	TEAM	SEASONS
1.	Pittsburgh Steelers	11
	Philadelphia Eagles	11
3.	L.A. Rams	10
4.	New Orleans Saints	9
5.	N.Y. Giants	7
	Kansas City Chiefs	7
	Dallas Cowboys	7

- Pittsburgh led the NFL with 55.0 sacks in 2021. The Steelers have led the League in sacks in each of the previous five seasons (2017-21). The Steelers are the first team in NFL history to lead the NFL in sacks in five straight seasons.
- Pittsburgh registered 9.0 sacks in Week 17 of 2021 vs. Cleveland, which is the most since Oct. 21, 2001 at Tampa Bay when the Steelers had a franchise-record tying 10 and tied for the fifth-most in franchise history.

MOST STEELERS SACKS IN SINGLE-GAME SINCE 1982

RANK	OPP.. DATE	SACKS
1.	at Cincinnati, 11/29/1992	10.0
	at Tampa Bay, 10/21/2001	10.0
	at Arizona, 11/30/1997	10.0
	vs. Cincinnati, 10/13/1996	10.0
5.	vs. Cleveland, 1/3/2022	9.0
	at Cincinnati, 10/13/1996	9.0

STACKING UP SACKS

- The Steelers have registered a sack in 104 of their last 109 games, dating back to Nov. 6, 2016 at Baltimore (LB **T.J. Watt** did not play in four of those games without a sack).
- Pittsburgh has recorded a sack in 234 of **Mike Tomlin's** 258 career games as head coach.

MOST SACKS DATING BACK

YEAR	SACKS	NFL RANK	SECOND IN NFL
2021-	95	2nd	Philadelphia, 99 (1st)
2020-	151	1st	Philadelphia, 148
2019-	205	1st	Philadelphia, 191
			L.A. Rams, 191
2018-	257	1st	New Orleans, 239
2017-	313	1st	New Orleans, 281
2016-	351	1st	New Orleans, 311
			L.A. Rams, 311
2015-	399	1st	L.A. Rams, 352
2014-	432	1st	Philadelphia, 393
2013-	466	1st	L.A. Rams, 445
2012-	503	1st	L.A. Rams, 497
2011-	538	1st	L.A. Rams, 536
2010-	586	1st	L.A. Rams, 579
2009-	633	1st	L.A. Rams, 604
2008-	684	1st	Philadelphia, 641
2007-	720	1st	Philadelphia, 678
2006-	759	1st	Philadelphia, 718
2005-	806	1st	Philadelphia, 747
2004-	847	1st	Philadelphia, 794
2003-	882	1st	Philadelphia, 832
2002-	932	1st	Philadelphia, 888
2001-	987	1st	Philadelphia, 933
2000-	1,026	1st	Philadelphia, 983
1999-	1,065	1st	Philadelphia, 1,020
1998-	1,106	1st	Philadelphia, 1,062
1997-	1,154	1st	Philadelphia, 1,105
1996-	1,205	1st	Philadelphia, 1,145
1995-	1,247	1st	Philadelphia, 1,193
1994-	1,302	1st	Philadelphia, 1,235
1993-	1,344	1st	Philadelphia, 1,271
1992-	1,380	1st	Philadelphia, 1,326
1991-	1,418	1st	Philadelphia, 1,381
1990-	1,452	1st	Philadelphia, 1,426
1989-	1,483	2nd	Philadelphia, 1,488 (1st)
1988-	1,502	2nd	Philadelphia, 1,530 (1st)
1987-	1,528	2nd	Philadelphia, 1,587 (1st)
1986-	1,571	2nd	Philadelphia, 1,640 (1st)
1985-	1,607	2nd	Philadelphia, 1,693 (1st)
1984-	1,654	2nd	Philadelphia, 1,753 (1st)
1983-	1,704	3rd	Philadelphia, 1,789 (1st)
1982-	1,738	t-2nd	Philadelphia, 1,819 (1st)

- The Steelers' 7.0 sacks vs. Cincinnati in Week 1 are tied for the most by the franchise in a season opener. The Steelers also registered 7.0 in 2018 (at Cleveland), 2017 (at Cleveland), 1990 (at Cleveland) and 1983 (vs. Denver).
- Pittsburgh has registered 27 strip sacks since the start of the 2019 season, which is tied for the fourth-most in the NFL over the span.

MOST STRIP SACKS SINCE 2019

RANK	TEAM	STRIP SACKS
1.	Arizona Cardinals	33
2.	Tampa Bay Buccaneers	32
3.	Philadelphia Eagles	30
4.	Pittsburgh Steelers	27
	Dallas Cowboys	27

- The Steelers have registered at least 1.0 sacks in 61 games since the start of the 2019 season, which is tied for the third-most in the NFL over the span.

MOST GAMES WITH 1.0 SACK SINCE 2019

RANK	TEAM	GAMES
1.	Tampa Bay Buccaneers	63
2.	New Orleans Saints	62
3.	Pittsburgh Steelers	61
	San Francisco 49ers	61
5.	Miami Dolphins	60
	Indianapolis Colts	60
	Dallas Cowboys	60
	New England Patriots	60

- The Steelers have registered at least 2.0 sacks in 52 games since the start of the 2019 season, which is tied for the most in the NFL over the span.

MOST GAMES WITH 2.0 SACKS SINCE 2019

RANK	TEAM	GAMES
1.	Pittsburgh Steelers	52
	L.A. Rams	52
	New Orleans Saints	52
4.	San Francisco 49ers	51
5.	Tampa Bay Buccaneers	49
	Dallas Cowboys	49

- The Steelers have registered at least 3.0 sacks in 37 games since the start of the 2019 season, which is the second-most in the NFL over the span.

MOST GAMES WITH 3.0 SACKS SINCE 2019

RANK	TEAM	GAMES
1.	L.A. Rams	39
2.	Pittsburgh Steelers	37
3.	New Orleans Saints	36
4.	Tampa Bay Buccaneers	34
	Philadelphia Eagles	34

- Pittsburgh has recorded at least 4.0 sacks in 26 games since the start of the 2019, which is the most in the NFL over the span.

MOST GAMES WITH 4.0 SACKS SINCE 2019

RANK	TEAM	GAMES
1.	Pittsburgh Steelers	26
2.	Tampa Bay Buccaneers	20
	L.A. Rams	20
	Washington Commanders	20
5.	Philadelphia Eagles	19

- The Steelers have registered 5.0 or more sacks in 14 games since the start of the 2019 season, which is tied for the most in the NFL over the span.

MOST GAMES WITH 5.0 SACKS SINCE 2019

RANK	TEAM	GAMES
1.	Pittsburgh Steelers	14
	Tampa Bay Buccaneers	14
3.	L.A. Rams	13
	Philadelphia Eagles	13
5.	Dallas Cowboys	10
	Washington Commanders	10
	New Orleans Saints	10

- The Steelers have registered 7.0 or more sacks in six games since the start of the 2019 season, which is the most in the NFL over the span.

MOST GAMES WITH 7.0 SACKS SINCE 2019

RANK	TEAM	GAMES
1.	Pittsburgh Steelers	6
2.	Philadelphia Eagles	5
3.	New Orleans Saints	3
	Buffalo Bills	3
	Arizona Cardinals	3

- Pittsburgh's NFL record streak of 75 consecutive regular-season games with a sack came to an end in Week 3 of 2021 vs. Cincinnati.
- The Steelers' streak started on Nov. 6, 2016 at Baltimore.
- Pittsburgh's previous game that did not include a defensive sack came on Oct. 23, 2016 vs. New England.

STEELERS LONGEST STREAK OF CONSECUTIVE GAMES WITH AT LEAST 1 SACK

RANK	DATES	STRK
1.	Nov. 6, 2016 - Sept. 19, 2021	75
2.	Nov. 3, 2008 - Nov. 8, 2010	33
3.	Jan. 2, 2005 - Nov. 19, 2006	27
4.	Dec. 21, 1997 - Nov. 14, 1999	26
	Sept. 13, 1992 - Nov. 28, 1993	26

- The previous NFL record for consecutive games with at least 1.0 sack was 69 games by Tampa Bay (Oct. 10, 1999 to Nov. 9, 2003). Head coach **Mike Tomlin** was on the Buccaneers staff during the final three seasons of the streak.

LONGEST STREAK OF CONSECUTIVE GAMES WITH AT LEAST 1 SACK IN NFL HISTORY

RANK	TEAM (YEARS)	GAMES
1.	Pittsburgh Steelers (2016-2021)	75
2.	Tampa Bay Buccaneers (1999-2003)	69
3.	New Orleans Saints (1994-98)	60
	Washington Commanders (1984-87)	60
5.	Arizona Cardinals (2015-19)	59

STEELERS GROUND THE PASSING GAME

- Las Vegas QB Derek Carr completed just 53.3% of his passes (16-of-30) in Week 16. Pittsburgh has limited 31 opponents at or below a 60.0 completion percentage since the start of the 2019 season, which is the second-most in the NFL over the span.

MOST GAMES WITH 60.0 OR LESS OPPONENT COMPLETION PERCENTAGE SINCE 2019

RANK	TEAM	GAMES
1.	New Orleans Saints	32
2.	Pittsburgh Steelers	31
3.	New England Patriots	29
	Cleveland Browns	29
5.	Cincinnati Bengals	27
	Buffalo Bills	27

- Baltimore QB Tyler Huntley threw for 130 yards in Week 17.
- Las Vegas QB Derek Carr threw for 174 yards in Week 16.
- Baltimore QB Tyler Huntley and QB Anthony Brown combined to throw for just 104 yards in Week 14 (94 net yards). The 94 net passing yards allowed is the fewest since Week 10 of the 2021 season (77 vs. Detroit).
- The Steelers have held 33 opponents under 200 passing yards since the start of the 2019 season, which is the third-most in the NFL over the span.

MOST GAMES WITH 200 OR LESS PASSING YARDS ALLOWED SINCE 2019

RANK	TEAM	GAMES
1.	San Francisco 49ers	36
2.	Buffalo Bills	35
3.	Pittsburgh Steelers	33
4.	New England Patriots	32
	L.A. Chargers	32

- Atlanta QB Marcus Mariota threw for just 167 yards in Week 13 and New Orleans QB Andy Dalton threw for just 174 yards in Week 10 of 2022.
- Pittsburgh has held 60 opponents under 300 passing yards since the start of the 2019 season, which is tied for the second-most in the NFL over the span.

MOST GAMES WITH 300 OR LESS PASSING YARDS ALLOWED SINCE 2019

RANK	TEAM	GAMES
1.	New Orleans Saints	61
2.	Pittsburgh Steelers	60
	Green Bay Packers	60
4.	L.A. Chargers	59
5.	Cleveland Browns	58
	San Francisco 49ers	58
	New England Patriots	58
	L.A. Rams	58

- Pittsburgh has allowed 300 or more passing yards in a game just six times since the start of the 2019 season, which is tied for the second-fewest in the NFL over the span. The teams to throw for 300 yards against the Steelers over their last 66 games include Cincinnati (2022), Buffalo (2022), L.A. Chargers (2021), Las Vegas Raiders (2021), New England (2019) and L.A. Chargers (2019).

FEWEST 300-YARD+ PASSING YARDS ALLOWED SINCE 2019

RANK	TEAM	GAMES
1.	New Orleans Saints	5
2.	Pittsburgh Steelers	6
	Green Bay Packers	6
4.	L.A. Chargers	7
5.	Cleveland Browns	8
	L.A. Rams	8
	New England Patriots	8
	San Francisco 49ers	8

STEELERS TAKEAWAYS

- Pittsburgh forced five turnovers at Cincinnati in Week 1, which is the most turnovers forced by the Steelers since Sept. 22, 2019 at San Francisco.
- The five takeaways are tied for the most by the franchise in a season opener. The Steelers also registered five in 2007 (at Cleveland), 1992 (at Houston Oilers) and 1980 (vs. Houston Oilers).
- Pittsburgh has registered 110 takeaways since the start of the 2019 season, which is the second-most in the NFL over the span.

NFL MOST TAKEAWAYS SINCE 2019

RANK	TEAM	TAKEAWAYS
1.	New England Patriots	118
2.	Pittsburgh Steelers	110
3.	Dallas Cowboys	106
	Buffalo Bills	106
5.	Indianapolis Colts	102

- Pittsburgh has registered 322 points off turnovers since the start of the 2019 season, which is the seventh-most in the NFL over the span.

NFL MOST POINTS OFF TURNOVERS SINCE 2019

RANK	TEAM	PTS OFF TO
1.	Tampa Bay Buccaneers	390
2.	New England Patriots	381
3.	Dallas Cowboys	379
4.	Green Bay Packers	361
5.	Baltimore Ravens	336
6.	Indianapolis Colts	333
7.	Pittsburgh Steelers	322
8.	San Francisco 49ers	317
9.	Arizona Cardinals	315
10.	Kansas City Chiefs	295
	Tennessee Titans	295

- The Steelers have forced a turnover in 51 games since the start of the 2019 season, which is tied for the eighth-most in the NFL over the span.

NFL MOST GAMES WITH AT LEAST ONE TAKEAWAY SINCE 2019

RANK	TEAM	GAMES
1.	New England Patriots	55
2.	Minnesota Vikings	54
	Tampa Bay Buccaneers	54
4.	Baltimore Ravens	53
	Seattle Seahawks	53
	Indianapolis Colts	53
7.	Buffalo Bills	52
8.	Pittsburgh Steelers	51
	Kansas City Chiefs	51
10.	Tennessee Titans	50
	L.A. Chargers	50
	San Francisco 49ers	50

- The Steelers have forced multiple turnovers in 37 games since the start of the 2019 season, which leads the NFL over the span.

NFL MOST GAMES WITH MULTIPLE TAKEAWAYS SINCE 2019

RANK	TEAM	GAMES
1.	Pittsburgh Steelers	37
2.	Indianapolis Colts	33
	New England Patriots	33
4.	Dallas Cowboys	32
5.	L.A. Rams	31
	Buffalo Bills	31

- Pittsburgh has forced three or more turnovers in 13 different games since the start of the 2019 season, which is tied for the third-most in the NFL over the span.

MOST GAMES WITH THREE TAKEAWAYS SINCE 2019

RANK	TEAM	GAMES
1.	New England Patriots	18
2.	Dallas Cowboys	16
3.	Pittsburgh Steelers	13
	New Orleans Saints	13
	Tennessee Titans	13
	Green Bay Packers	13

- Pittsburgh has forced four or more turnovers in seven different games since the start of the 2019 season, which is the fourth-most in the NFL over the span.

MOST GAMES WITH FOUR TAKEAWAYS SINCE 2019

RANK	TEAM	GAMES
1.	Dallas Cowboys	10
2.	New England Patriots	9
3.	Buffalo Bills	8
4.	Pittsburgh Steelers	7
	San Francisco 49ers	7

- Pittsburgh picked off Cincinnati QB Joe Burrow six times in the two meetings with the Bengals in 2022 and eight times in the last three meetings.
- The six interceptions this season against Burrow by the Steelers came from five different players (**T.J. Watt**, 2; **Minkah Fitzpatrick**; **Ahkello Witherspoon**; **Cameron Sutton**; **Levi Wallace**).
- Pittsburgh's six interceptions of Burrow this season are tied for the third-most vs. an opposing QB in a single season for the Steelers since the 1970 AFL-NFL merger. The only quarterbacks with more interceptions against Pittsburgh in a single season are Cleveland's Brian Sipe (seven in 1981) and Houston's Dan Pastorini (seven in 1977).

MOST INTERCEPTIONS VS. PITTSBURGH IN A SEASON SINCE 1970 AFL-NFL MERGER

RANK	QUARTERBACK	TEAM (YEAR)	INT
1.	Brian Sipe, Cleveland (1981)		7
	Dan Pastorini, Houston Oilers (1977)		7
3.	Joe Burrow, Cincinnati (2022)		6
	Vinny Testaverde, Cleveland (1994)		6
	Warren Moon, Houston Oilers (1991)		6
	Brian Sipe, Cleveland (1983)		6
	Ken Stabler, Houston Oilers (1980)		6
	Mike Phipps, Cleveland Browns (1973)		6

- Pittsburgh picked off Burrow four times in Week 1. The four interceptions are tied for the second-most by the franchise in a season opener. The Steelers registered five in 1992 (at Houston Oilers) and 1980 (vs. Houston Oilers).
- Pittsburgh registered four interceptions in a game for the first time since Nov. 22, 2020 (at Jacksonville).

- S **Minkah Fitzpatrick**, LB **T.J. Watt**, CB **Ahkello Witherspoon** and CB **Cam Sutton** all registered interceptions against the Bengals.
- The Steelers had not had four different players registered interceptions in the same game since Nov. 16, 2017, at Tennessee (Robert Golden, Mike Hilton, Sean Davis and Coty Sensabaugh).
- Pittsburgh recorded 20 interceptions in 2022, which is tied for the most in the NFL.

NFL MOST INTERCEPTIONS IN 2022

RANK	TEAM	INT
1.	Pittsburgh Steelers	20
	San Francisco 49ers	20
3.	New England Patriots	19
4.	Philadelphia Eagles	17
	Buffalo Bills	17
	Green Bay Packers	17

- Pittsburgh has recorded 71 interceptions since the start of the 2019 season, which is the second-most in the NFL over the span.

NFL MOST INTERCEPTIONS SINCE 2019

RANK	TEAM	INT
1.	New England Patriots	85
2.	Pittsburgh Steelers	71
3.	Buffalo Bills	65
4.	Green Bay Packers	63
	Minnesota Vikings	63

PITTSBURGH 311

- Pittsburgh limited Cleveland to 307 yards of total offense in the Week 18 victory over the Browns.
- The Steelers held nine opponents to 311 total yards or less this season, which is tied for the fifth-most in the NFL.

MOST GAMES OF 311 YARDS ALLOWED OR LESS SINCE 2019

RANK	TEAM	GAMES
1.	San Francisco 49ers	12
2.	Denver Broncos	10
	Philadelphia Eagles	10
	N.Y. Jets	10
5.	Pittsburgh Steelers	9
	Washington Commanders	9

- Las Vegas, with a healthy and available group that included QB Derek Carr, WR Davante Adams, WR Hunter Renfrow, TE Darren Waller and RB Josh Jacobs, only managed 201 yards of total offense against Pittsburgh in Week 16.
- The Steelers have limited the Raiders and Panthers, in the last two weeks, to 79 yards rushing on 35 carries (2.3 avg.) and 410 total yards of offense (205.0 per game).
- Pittsburgh limited Carolina to only 209 yards of total offense in Week 15.
- The Steelers have held 32 opponents to 311 total yards or less since the start of the 2019 season, which is the third-most in the NFL over the span.

MOST GAMES OF 311 YARDS ALLOWED OR LESS SINCE 2019

RANK	TEAM	GAMES
1.	San Francisco 49ers	41
2.	Buffalo Bills	35
3.	Pittsburgh Steelers	32
4.	Philadelphia Eagles	31
5.	Baltimore Ravens	30
	Washington Commanders	30

WATT WAS MISSING

- LB **T.J. Watt** returned in Week 10 vs. New Orleans. He missed seven games this season (and 11 games in his career due to injury). The Steelers dropped 10 of those 11 games without Watt, including six of the seven games in 2022 (lone victory came in Week 6 vs. Tampa Bay).
- Pittsburgh was 8-2 and allowed 16.9 points/game with LB **T.J. Watt** in the lineup this season. Pittsburgh was 1-6 and allowed 25.3 points/game without Watt (missed seven games).
- The Steelers allowed 100 fewer total yards/game and four times as many sacks and nearly four times as many takeaways in 10 games with Watt as they did in seven games without Watt.

STEELERS WITH WATT VS. WITHOUT WATT IN 2022

	WITH	WITHOUT
W-L	8-2	1-6
PPG Allowed	16.9	25.3
Total YPG Allowed	289.9	389.9
Sacks	32	8
Takeaways	18	5

MORE STEELERS WITH WATT VS. WITHOUT WATT IN 2022

	WITH (RK)	WITHOUT (RK)
Points allowed/Game	16.9 (4th)	25.3 (26th)
Opp. Rushing 1st downs/Game	5.0 (5th)	6.4 (11th)
Opp. 3rd down eff.	37.0 (10th)	42.3 (22nd)
Opp. 4th down eff.	50.0 (t-13th)	77.8 (t-30th)
Opp. Total Yards/Game	288.8 (2nd)	389.9 (30th)
Opp. Yards/Play	4.95 (8th)	6.2 (31st)
Opp. Avg. Rush Yards/Game	102.8 (9th)	115.7 (14th)
Opp. Yards/Rush	4.06 (8th)	4.3 (t-11th)
Opp. Avg. Pass Yards/Game	186.0 (6th)	274.1 (30th)
Opp. Comp-Att-Pct	18.3-29.8-61.4	24.43-36.71-66.5%
Opp. Yards/Pass Attempt	7.03 (16th)	8.1 (30th)
Opp. Yards/Completion	11.45 (24th)	
Strip Sacks per Game	0.40 (t-8th)	0.14 (t-18th)
Passes Defensed per Game	4.50 (t-9th)	4.86 (7th)
Forced Fumbles per Game	0.70 (t-15th)	0.29 (t-26th)
Fumble Recoveries per Game	0.20	0.14
Interceptions per Game	1.60 (1st)	0.57 (t-2nd)
Takeaways per Game	1.80 (t-4th)	0.71 (28th)
QB Hits per Game	5.40 (18th)	3.29 (31st)
Sacks per Game	3.20 (3rd)	1.14 (31st)
TFLs per Game	4.50 (t-17th)	3.29 (t-30th)
Opp. Pct. of Pass Attempts Int.	5.4 (1st)	1.6 (24th)
Opp. Pct. of Pass Attempts Sack	10.7 (2nd)	3.3 (31st)
Opp. Passer Rating	75.9 (2nd)	100.3 (27th)

11 GAMES WITHOUT T.J. WATT SINCE 2017

DATE	OPP. (SCORE)	SACKS	QBH	TFL	PA
10/30/2022	at Philadelphia (L, 13-35)	3.0	4	4	35
10/23/2022	at Miami (L, 10-16)	0.0	1	4	16
10/16/2022	vs. Tampa Bay (W, 20-18)	2.0	5	4	18
10/09/2022	at Buffalo (L, 3-38)	0.0	2	1	38
10/02/2022	vs. N.Y. Jets (L, 20-24)	1.0	6	5	24
09/22/2022	at Cleveland (L, 17-29)	2.0	4	3	29
09/18/2022	New England (L, 14-17)	0.0	3	1	17
11/21/2021	at L.A. Chargers (L, 37-41)	2.0	5	2	41
09/26/2021	vs. Cincinnati (L, 10-24)	0.0	0	2	24
01/03/2021	at Cleveland (L, 22-24)	4.0	4	6	24
09/24/2017	at Chicago (L, 17-23)	2.0	3	7	23
Steelers without Watt (1-10)		1.5	3.4	3.5	26.3
Steelers with Watt (59-26-2)		3.4	6.9	5.6	20.0

DATE	OPP. (SCORE)	TOT. DEF.	RUSH DEF.
10/30/2022	at Philadelphia (L, 13-35)	53-401-7.6	20-111-5.6
10/23/2022	at Miami (L, 10-16)	62-372-6.0	27-111-4.1
10/16/2022	vs. Tampa Bay (W, 20-18)	68-304-4.5	26-75-2.9
10/09/2022	at Buffalo (L, 3-38)	54-552-10.2	18-120-6.7
10/02/2022	vs. N.Y. Jets (L, 20-24)	67-348-5.2	29-98-3.4
09/22/2022	at Cleveland (L, 17-29)	71-376-5.3	38-171-4.5
09/18/2022	New England (L, 14-17)	66-376-5.7	31-124-4.0
11/21/2021	at L.A. Chargers (L, 37-41)	69-533-7.7	26-159-6.1
09/26/2022	vs. Cincinnati (L, 10-24)	42-268-6.4	24-96-4.0
01/03/2021	at Cleveland (L, 22-24)	62-358-5.8	31-192-6.2
09/24/2017	at Chicago (L, 17-23)	62-306-4.9	38-222-4.9
Steelers without Watt (1-10)		61.5-381.3-6.3	28.0-134.5-4.8
Steelers with Watt (59-26-2)		63.2-230.6-5.1	26.2-111.7-4.3

TAKE DOWN FOR WATT

- LB **T.J. Watt** was placed on the Injured/Reserved List on Sept. 15 and missed seven games before returning to the lineup in Week 10 vs. New Orleans.
- Watt registered 39 tackles (27 solo), eight tackles for loss, 5.5 sacks, 12 quarterback hits, five passes defended, two interceptions and one forced fumble. Despite missing seven games, Watt was one of three players in the NFL this season with at least 5.5 sacks and multiple interceptions.

NFL PLAYERS WITH 5.5+ SACKS, 2+ INTERCEPTIONS IN 2022

PLAYER	SACKS	INT
T.J. Watt	5.5	2
Aidan Hutchinson	9.5	3
Bobby Wagner	6.0	2

- Watt registered six tackles (two solo), 0.5 sack, one QB hit, one interception and two passes defended in Week 11 vs. Cincinnati. He shared a sack with LB **Alex Highsmith** of QB Joe Burrow.
- In Week 15 at Carolina, Watt – appearing in his 84th career game – became the third-fastest player to reach 75.0 NFL sacks since 1982, when the individual sack became an official statistic, trailing only Pro Football Hall of Famer Reggie White (65 games) and his brother J.J. Watt (83 games).

FEWEST GAMES TO 75.0 SACKS IN NFL CAREER - SINCE 1982

RANK	PLAYER	GAMES
1.	Reggie White	65
2.	J.J. Watt	83
3.	T.J. Watt	84
4.	Bruce Smith	85
5.	Von Miller	90

- Watt is the only player since 1982 with 75.0 or more sacks and six or more interceptions in his first six NFL seasons.
- Watt is the only player to accomplish the feat in their first 100 games since 1982.

75.0 SACKS, SIX INTERCEPTIONS IN FIRST 100 CAREER GAMES

PLAYER	SACKS	INT
T.J. Watt	76.0	6

- Watt is one of two players since 1982 to register 75.0 or more sacks and 13 takeaways in their first 100 career games.

75.0 SACKS, 13 TAKEAWAYS IN FIRST 100 CAREER GAMES

PLAYER	SACKS	TAKEAWAYS
T.J. Watt	76.0	13
J.J. Watt	87.5	14

- Watt is off to a record-setting pace for sacks to open his NFL career. He has averaged 0.89 sacks/game since entering the League back in 2017, which is the best in NFL history (min. 85 games played).

SACKS PER GAME LEADERS IN NFL HISTORY (MIN. 85 GAMES PLAYED)

RANK	PLAYER	SACKS/GM
1.	T.J. Watt	0.89
2.	Reggie White	0.85
3.	Mark Gastineau	0.83
4.	Lawrence Taylor	0.79
5.	DeMarcus Ware	0.78
6.	Dexter Manley	0.77
	Von Miller	0.77
8.	J.J. Watt	0.76
9.	Derrick Thomas	0.75
	Aaron Donald	0.75

- Watt's 77.5 sacks are the third-most in franchise history.

STEELERS CAREER SACK LEADERS

RANK	PLAYER. YEARS	SACKS
1.	James Harrison, 2002, 2004-12, 2014-17	80.5
2.	Cameron Heyward, 2011-22	78.5
3.	T.J. Watt, 2017-22	77.5
4.	Jason Gildon, 1994-2003	77.0
5.	L.C. Greenwood, 1969-81	73.5
6.	Joe Greene, 1969-81	66.0
7.	Joey Porter, 1999-2006	60.0
8.	Keith Willis, 1982-91	59.0
9.	LaMarr Woodley, 2007-13	57.0
10.	Greg Lloyd, 1998-97	53.5

- Watt has collected 77.5 sacks over his first six seasons in the NFL, which is the most by a Steelers player in their first six seasons in the League.

MOST SACKS BY STEELER IN FIRST SIX NFL SEASONS

RANK	PLAYER. YEARS	SACKS
1.	T.J. Watt, 2017-22	77.5
2.	LaMarr Woodley, 2007-12	52.0
3.	Joey Porter, 1999-2004	42.5
4.	Keith Willis, 1982-87	40.5
5.	Bud Dupree, 2015-20	39.5

- Watt (77.5) is the fourth player since 1982 to record at least 77.0 sacks over his first six seasons.

MOST SACKS IN FIRST SIX SEASONS IN NFL HISTORY

RANK	PLAYER. YEARS	SACKS
1.	Reggie White, 1985-1990	95.0
2.	DeMarcus Ware, 2005-10	80.0
3.	T.J. Watt, 2017-22	77.5
	Derrick Thomas, 1989-94	77.0
5.	Bruce Smith, 1985-1990	76.5

- Watt's 77.5 career sacks are the second-most over a player's first 87 career regular-season games in NFL history.

MOST SACKS IN NFL HISTORY OVER FIRST 87 REGULAR-SEASON GAMES

RANK	PLAYER	SACKS
1.	Reggie White	94.0
2.	T.J. Watt	77.5
3.	Bruce Smith	76.5
4.	J.J. Watt	76.0
5.	Myles Garrett	74.5

- Watt recorded two tackles (one solo), 1.5 sacks (14 yards), two quarterback hits and one tackle for loss in Week 15 at Carolina.
- Watt has recorded at least 1.5 sacks in 21 career games, which is the most by a Steeler since 1982, when the individual sack became an official statistic.

MOST GAMES WITH AT LEAST 1.5 SACKS IN FRANCHISE HISTORY

RANK	PLAYER	GAMES
1.	T.J. Watt	21
2.	James Harrison	19
3.	Jason Gildon	17
4.	LaMarr Woodley	16
5.	Joey Porter	14

- Watt has recorded at least 2.0 sacks in 16 career games, which is the second-most by a Steeler since 1982, when the individual sack became an official statistic.

MOST GAMES WITH AT LEAST 2.0 SACKS IN FRANCHISE HISTORY

RANK	PLAYER	GAMES
1.	James Harrison	17
2.	T.J. Watt	16
3.	Jason Gildon	15
4.	LaMarr Woodley	13
	Joey Porter	13

- Watt has recorded at least 3.0 sacks in five career games, which is tied for the second-most by a Steeler since 1982, when the individual sack became an official statistic.

MOST GAMES WITH AT LEAST 3.0 SACKS IN FRANCHISE HISTORY

RANK	PLAYER	GAMES
1.	James Harrison	6
2.	T.J. Watt	5
	Joey Porter	5
4.	Mike Merriweather	3
	Chad Brown	3

- Watt has sacked QB Baker Mayfield 8.5 times in his career, more than he's sacked any other quarterback. Watt has brought down 34 different passers in his career, including 21 more than once.

- Below is a look at his career regular-season sacks by quarterback:

SACKS	PLAYER	MOST RECENT
8.5	Baker Mayfield	vs. Cleveland, Jan. 3, 2022
5.5	Lamar Jackson	vs. Baltimore, Dec. 5, 2021
3.5	Jeff Driskel	vs. Denver, Sept. 20, 2020
3.5	Joe Burrow	vs. Cincinnati, Nov. 20, 2022
3.0	Jared Goff	vs. Detroit, Nov. 14, 2021
3.0	Justin Fields	vs. Chicago, Nov. 8, 2021
3.0	Philip Rivers	vs. Indianapolis, Dec. 27, 2020
3.0	Blake Bortles	at Jacksonville, Nov. 18, 2018
3.0	Matt Ryan	vs. Atlanta, Oct. 7, 2018
3.0	Tyrod Taylor	at Cleveland, Sept. 9, 2018
3.0	DeShone Kizer	vs. Cleveland, Dec. 31, 2017
2.5	Sam Darnold	at N.Y. Jets, Dec. 22, 2019
2.5	Josh Allen	at Buffalo, Sept. 12, 2022
2.5	Ryan Tannehill	vs. Tennessee, Dec. 19, 2021
2.5	Robert Griffin III	vs. Baltimore, Dec. 2, 2020
2.5	Andy Dalton	vs. Cincinnati, Sept. 30, 2019
2.0	Tyler Huntley	at Baltimore, Jan. 9, 2021
2.0	Geno Smith	vs. Seattle, Oct. 17, 2021
2.0	Aaron Rodgers	at Green Bay, Oct. 3, 2021
2.0	Ryan Finley	at Cincinnati, Dec. 21, 2020
2.0	Ryan Fitzpatrick	vs. Miami, Oct. 28, 2019
1.5	Deshawn Watson	vs. Cleveland, Jan. 8, 2023
1.5	Brian Hoyer	vs. Indianapolis, Nov. 3, 2019
1.0	Anthony Brown	vs. Baltimore, Dec. 11, 2022
1.0	Derek Carr	vs. Las Vegas, Sept. 19, 2021
1.0	Alex Smith	vs. Washington, Dec. 7, 2020
1.0	Carson Wentz	vs. Philadelphia, Oct. 11, 2020
1.0	Russell Wilson	vs. Seattle, Sept. 15, 2019
1.0	Drew Brees	at New Orleans, Dec. 23, 2018
1.0	Tom Brady	vs. New England, Dec. 16, 2018
1.0	Cam Newton	at Carolina, Nov. 8, 2018
1.0	Joe Flacco	vs. Baltimore, Dec. 10, 2017
1.0	Brett Hundley	vs. Green Bay, Nov. 26, 2017
0.5	Garrett Gilbert	at Dallas, Nov. 8, 2020

- Watt registered four tackles (three solo), 1.0 sack, two tackles for loss and two QB hits vs. Baltimore in Week 17. He has recorded at least 0.5 sack in each of his last eight games vs. Baltimore.
- Watt has registered a tackle for loss in each of the last four games and 1.0 sack in three of the last four games.
- Watt has registered at least 1.0 sack in six consecutive games vs. Baltimore.
- Watt has recorded 12.0 sacks and four forced fumbles in 12 career games vs. Baltimore.
- His 12.0 sacks vs. Baltimore are the most by any player vs. one opponent since 2019 (Las Vegas' Maxx Crosby has 11.5 sacks vs. Denver).
- Watt has recorded 15.0 sacks in 10 career games against Cleveland.
- His 15.0 sacks are the most in franchise history against Cleveland.
- No player in the NFL has more sacks vs. a single opponent since Watt entered the NFL in 2017 (Cameron Jordan, 15.0, in 12 games vs. Atlanta).
- His 15.0 sacks are the second-most vs. Cleveland in NFL history (only Terrell Suggs, 19.0, has more sacks vs. Cleveland in League history).
- Watt has registered at least half a sack against 25 different teams, at least 1.0 sack against 23 teams and multiple sacks against 14 teams.

• Below is a look at his career regular-season sacks by opponent:

SACKS	TEAM	MOST RECENT
15.0	Cleveland Browns	vs. Cleveland, Jan. 8, 2023
12.0	Baltimore Ravens	vs. Baltimore, Dec. 11, 2022
9.0	Cincinnati Bengals	vs. Cincinnati, Nov. 20, 2022
3.5	Indianapolis Colts	vs. Indianapolis, Dec. 27, 2020
3.0	Jacksonville Jaguars	at Jacksonville, Nov. 18, 2018
3.0	Seattle Seahawks	vs. Seattle, Oct. 17, 2021
3.0	Atlanta Falcons	vs. Atlanta, Oct. 7, 2018
3.0	Chicago Bears	vs. Chicago, Nov. 8, 2021
3.0	Green Bay Packers	at Green Bay, Oct. 3, 2021
2.5	Carolina Panthers	at Carolina, Dec. 18, 2020
2.5	Denver Broncos	vs. Denver, Sept. 20, 2020
2.5	Tennessee Titans	vs. Tennessee, Dec. 19, 2021
2.5	Buffalo Bills	at Buffalo, Sept. 12, 2022
2.0	Miami Dolphins	vs. Miami, Oct. 28, 2019
2.0	L.A. Rams	vs. L.A. Rams, Nov. 10, 2019
1.0	Houston Texans	vs. Houston, Sept. 27, 2020
1.0	Philadelphia Eagles	vs. Philadelphia, Oct. 11, 2020
1.0	Washington Commanders	vs. Washington, Dec. 7, 2020
1.0	New England Patriots	vs. New England, Dec. 16, 2018
1.0	N.Y. Jets	at N.Y. Jets, Dec. 22, 2019
1.0	Las Vegas Raiders	vs. Las Vegas, Sept. 19, 2021
1.0	New Orleans Saints	at New Orleans, Dec. 23, 2018
1.0	Detroit Lions	vs. Detroit, Nov. 14, 2021
0.5	Dallas Cowboys	at Dallas, Nov. 8, 2020
0.5	L.A. Chargers	at L.A. Chargers, Oct. 13, 2019
0.0	New York Giants	-
0.0	San Francisco 49ers	-
0.0	Arizona Cardinals	-
0.0	Kansas City Chiefs	-
0.0	Tampa Bay Buccaneers	-
0.0	Minnesota Vikings	-

- Watt registered six tackles (all solo), three for loss, two passes defended, one interception, one quarterback hit and 1.0 sack at Cincinnati in Week 1 before leaving the game with an injury.
- Watt led the NFL with 22.5 sacks, tied with Pro Football Hall of Famer Michael Strahan (22.5 sacks in 2001) for the most in a season since 1982, when the individual sack became an official statistic.
- Watt became the second player since 1982 with at least 13.0 sacks in four consecutive NFL seasons (2018-21), joining Pro Football Hall of Famer Reggie White (1985-88; 1990-93).
- Watt also joined White (1987-88) and Mark Gastineau (1983-84) as the only players to lead the NFL in sacks in back-to-back seasons.
- Watt was the fifth player to reach 22.0 sacks in a single season since 1982, when the individual sack became an official NFL statistic.

NFL SINGLE-SEASON SACK LEADERS

RANK	PLAYER. YEAR	SACKS
1.	T.J. Watt, 2021	22.5
	Michael Strahan, 2001	22.5
3.	Jared Allen, 2011	22.0
	Mark Gastineau, 1984	22.0
	Justin Houston, 2014	22.0
6.	Chris Doleman, 1989	21.0
	Reggie White, 1987	21.0
8.	Aaron Donald, 2018	20.5
	Lawrence Taylor, 1986	20.5
	J.J. Watt, 2012	20.5
	J.J. Watt, 2014	20.5

- Watt was the 12th player (13th season) to reach 20.0 sacks in a single season since 1982, when the individual sack became an official NFL statistic.
- Watt's 22.5 sacks led the NFL in 2021, despite missing two full games and portions of four others.

NFL SACK LEADERS IN 2021

RANK	PLAYER	SACKS
1.	T.J. Watt	22.5
2.	Robert Quinn	18.5
3.	Myles Garrett	16.0
4.	Nick Bosa	15.5
5.	Trey Hendrickson	14.0

- Watt led the NFL in 2021 with 1.50 sacks per game (min. 12 games).

SACKS/GAME LEADERS IN 2021 (MIN. 12 GAMES)

RANK	PLAYER	SACKS/GM
1.	T.J. Watt	1.50
2.	Robert Quinn	1.16
3.	Myles Garrett	0.94
	Nick Bosa	0.91
5.	Trey Hendrickson	0.88

- Watt's average of 1.50 sacks per game in 2021 was the second-highest in single season NFL history (min. 12 games).

SINGLE-SEASON SACKS/GAME LEADERS NFL HISTORY (MIN. 12 GAMES)

RANK	PLAYER. YEAR	SACKS/GM
1.	Reggie White, 1987	1.75
2.	T.J. Watt, 2021	1.50
3.	Shawne Merriman, 2006	1.42
4.	Michael Strahan, 2001	1.41
5.	Justin Houston, 2014	1.38
	Mark Gastineau, 1984	1.38
	Jared Allen, 2011	1.38

- Watt has 16.5 sacks in the second half and overtime since the start of the 2021 season, which is the third-most in the NFL over the span.

MOST SACKS IN SECOND HALF/OVERTIME SINCE 2021

RANK	PLAYER	SACKS
1.	Nick Bosa	20.5
2.	Myles Garrett	20.0
3.	T.J. Watt	16.5
4.	Trey Hendrickson	16.0
5.	Haason Reddick	14.5

- Watt's 28.0 sacks are tied for the third-most in the NFL since the start of the 2021 season.

NFL SACK LEADERS SINCE 2021

RANK	PLAYER	SACKS
1.	Nick Bosa	34.0
2.	Myles Garrett	32.0
3.	T.J. Watt	28.0
	Matt Judon	28.0
5.	Haason Reddick	27.0

- Watt's 43.0 sacks are the second-most in the NFL lead since the start of the 2020 season.
- Watt is the only player in franchise history with 13.0 sacks or more in multiple seasons.

NFL SACK LEADERS SINCE 2020

RANK	PLAYER	SACKS
1.	Myles Garrett	44.0
2.	T.J. Watt	43.0
3.	Haason Reddick	39.5
4.	Trey Hendrickson	35.5
5.	Matt Judon	34.0
	Nick Bosa	34.0

- Watt's 57.5 sacks lead the NFL since the start of the 2019 season.

NFL SACK LEADERS SINCE 2019

RANK	PLAYER	SACKS
1.	T.J. Watt	57.5
2.	Myles Garrett	54.0
3.	Cameron Jordan	44.0
4.	Aaron Donald	43.5
	Matt Judon	43.5

- Watt's 70.5 sacks lead the NFL since the start of the 2018 season.

NFL SACK LEADERS SINCE 2018

RANK	PLAYER	SACKS
1.	T.J. Watt	70.5
2.	Myles Garrett	67.5
3.	Aaron Donald	64.0
4.	Chris Jones	56.5
5.	Cameron Jordan	56.0

- Watt's 77.5 career sacks are the most in the NFL since the start of the 2017 season.

NFL SACK LEADERS SINCE 2017

RANK	PLAYER	SACKS
1.	T.J. Watt	77.5
2.	Aaron Donald	75.0
3.	Myles Garrett	74.5
4.	Cameron Jordan	69.0
5.	Chandler Jones	65.0

- Watt (2019-21) is the third player in NFL history with at least 14.5 sacks in three consecutive seasons, joining Jared Allen (2007-09) and Reggie White (1986-88).
- Watt's 22.5 sacks in 2021, not only led the NFL but are the most in single-season franchise history (James Harrison, 16.0, 2008). His previous single-season high in sacks was 15.0 in 2020.
- Watt's 15.0 sacks in 2020 rank tied for third in single-season franchise history. His 14.5 sacks in 2019 rank fifth and his 13.0 sacks in 2018 rank tied for 10th in a season by a Steelers' defender since the statistic became official in 1982.

STEELERS SINGLE-SEASON SACK LEADERS

RANK	PLAYER, YEAR	SACKS
1.	T.J. Watt, 2021	22.5
2.	James Harrison, 2008	16.0
3.	T.J. Watt, 2020	15.0
	Mike Merriweather, 1984	15.0
5.	T.J. Watt, 2019	14.5
	Alex Highsmith, 2022	14.5
7.	Kevin Greene, 1994	14.0
	Keith Willis, 1983	14.0
9.	LaMarr Woodley, 2009	13.5
	Jason Gildon, 2000	13.5

- Watt, who has registered at least 13.0 sacks in four of his six seasons in the NFL, is already tied for the fourth-most 13.0 or more sack seasons in League history.

MOST SEASONS WITH 13.0+ SACKS IN NFL HISTORY

RANK	PLAYER	SEASONS
1.	Reggie White	9
2.	Bruce Smith	7
3.	Kevin Greene	6
4.	T.J. Watt	4
	Nine other players tied with	4

- Watt (four seasons) has joined Pro Football Hall of Famer Reggie White (four) as the only players to record at least 13 sacks in four of their first five seasons since 1982, when the individual sack became an official NFL statistic. Watt recorded 13 sacks in 2018, 14.5 sacks in 2019, 15.0 sacks in 2020 and 16.0 sacks in 2021.

NFL PLAYERS WITH FOUR OR MORE 13.0+ SACK SEASONS IN FIRST FIVE YEARS

PLAYER	YEARS
Reggie White	4 (1985-88)
T.J. Watt	4 (2018-21)

PLAYERS WITH 4 SACKS, 3 TFL AND 2 PD IN GAME SINCE 2005

PLAYER
T.J. Watt, Pittsburgh vs. Cleveland (Jan. 3, 2022)
Justin Houston, Kansas City at Philadelphia (Sept. 19, 2013)
Shaun Phillips, San Diego vs. Arizona (Oct. 3, 2010)

PLAYERS WITH 3 TFL, 3 PDS, 2.0 SACKS, 1 FF IN GAME SINCE 2005

PLAYER
T.J. Watt, Pittsburgh vs. Seattle (Oct. 17, 2021)
Justin Houston, Kansas City at Philadelphia (Sept. 19, 2013)

- Watt is the fourth player in the NFL to register at least three passes defended, 2.0 sacks and one forced fumble in the same game since 2005.

PLAYERS WITH 3 PDS, 2.0 SACKS, 1 FF IN GAME SINCE 2005

PLAYER
T.J. Watt, Pittsburgh vs. Seattle (Oct. 17, 2021)
Anthony Lanier, Washington vs. Arizona (Dec. 17, 2017)
Alex Brown, Chicago at Tampa Bay (Nov. 27, 2005)
Justin Houston, Kansas City at Philadelphia (Sept. 19, 2003)

- Watt has recorded 52.0 sacks in 45 career games at Acrisure Stadium. He has collected at least half a sack in 30 of the last 35 home games.
- No player has registered more sacks over the first 45 career home games in NFL history.

MOST SACKS IN NFL HISTORY OVER FIRST 45 CAREER HOME GAMES

RANK	PLAYER	SACKS
1.	T.J. Watt	52.0
2.	Derrick Thomas	50.5
3.	Reggie White	49.0
4.	J.J. Watt	40.5
5.	Jared Allen	39.0

T.J. (S)WATT THE QUARTERBACK

- LB T.J. Watt has registered 162 QB hits since entering the NFL in 2017, which is the most in the League over the span.

NFL QUARTERBACK HIT LEADERS SINCE 2017

RANK	PLAYER	QB HITS
1.	T.J. Watt	162
2.	Aaron Donald	156
3.	Matt Judon	146
4.	Myles Garrett	142
5.	Chris Jones	136

- Watt's 149 QB hits lead the NFL since the start of the 2018 season.

NFL QUARTERBACK HIT LEADERS SINCE 2018

RANK	PLAYER	QB HITS
1.	T.J. Watt	149
2.	Aaron Donald	129
3.	Matt Judon	127
4.	Myles Garrett	124
5.	Chris Jones	123

- Watt's 128 QB hits lead the NFL since the start of the 2019 season.

NFL QUARTERBACK HIT LEADERS SINCE 2019

RANK	PLAYER	QB HITS
1.	T.J. Watt	128
2.	Matt Judon	107
3.	Nick Bosa	106
4.	Myles Garrett	95
5.	Chris Jones	94

- Watt's 92 QB hits lead the NFL since the start of the 2020 season.

NFL QUARTERBACK HIT LEADERS SINCE 2020

RANK	PLAYER	QB HITS
1.	T.J. Watt	92
2.	Nick Bosa	81
3.	Maxx Crosby	78
4.	Myles Garrett	77
5.	Trey Hendrickson	76

- Watt's 162 QB hits are the third-most over a player's first six seasons in NFL history.

MOST QB HITS IN FIRST SIX SEASONS IN NFL HISTORY

RANK	PLAYER	QB HITS
1.	J.J. Watt	213
2.	Aaron Donald	172
3.	T.J. Watt	162
4.	Von Miller	148
5.	Myles Garrett	142

T.J. WATT KNOWS THE TFL

- LB T.J. Watt has registered 88 tackles for loss since entering the NFL in 2017, which is the second-most in the League over the span.

NFL TFL LEADERS SINCE 2017

RANK	PLAYER	TFL
1.	Aaron Donald	103
2.	T.J. Watt	88
3.	Cameron Jordan	87
4.	Matt Judon	78
5.	Myles Garrett	77

- Watt's 78 tackles for loss are the second-most in NFL since the start of the 2018 season.

NFL TFL LEADERS SINCE 2018

RANK	PLAYER	TFL
1.	Aaron Donald	88
2.	T.J. Watt	78
3.	Cameron Jordan	70
4.	Myles Garrett	68
5.	Maxx Crosby	65

- Watt's 66 tackles for loss are the most in the NFL since the start of the 2019 season.

NFL TFL LEADERS SINCE 2019

RANK	PLAYER	TFL
1.	T.J. Watt	66
2.	Maxx Crosby	65
3.	Aaron Donald	63
4.	Myles Garrett	56
	Nick Bosa	56

- Watt's 52 tackles for loss lead the NFL since the start of the 2020 season.

NFL TFL LEADERS SINCE 2020

RANK	PLAYER	TFL
1.	T.J. Watt	52
2.	Maxx Crosby	49
3.	Myles Garrett	45
4.	Aaron Donald	43
5.	Roquan Smith	41

- Watt's 88 tackles for loss are the fifth-most over a player's first six seasons in NFL history.

MOST TFL IN FIRST SIX SEASONS IN NFL HISTORY

RANK	PLAYER	TFL
1.	J.J. Watt	133
2.	Aaron Donald	117
3.	Von Miller	94
4.	Lavonte David	93
5.	T.J. Watt	88

WATT WRESTLES AWAY THE FOOTBALL

- LB **T.J. Watt** has registered 23 forced fumbles since entering the NFL in 2017, which is the most in the League over the span.

NFL FORCED FUMBLE LEADERS SINCE 2017

RANK	PLAYER	FF
1.	T.J. Watt	23
2.	Aaron Donald	20
	Chandler Jones	20
4.	Shaquille Leonard	17
	Yannick Ngakoue	17
	Khalil Mack	17
	Demarcus Lawrence	17

- Watt's 23 career forced fumbles are the second-most by a Steelers player since 1994.

STEELERS FORCED FUMBLE LEADERS SINCE 1994

RANK	PLAYER	GP	FF
1.	James Harrison	177	32
2.	T.J. Watt	87	23
3.	Joey Porter	122	18
	Jason Gildon	158	18
5.	Levon Kirkland	144	14

- Watt's 22 forced fumbles lead the NFL since the start of the 2018 season.

NFL FORCED FUMBLE LEADERS SINCE 2018

RANK	PLAYER	FF
1.	T.J. Watt	22
2.	Chandler Jones	18
3.	Shaquille Leonard	17
4.	Khalil Mack	16
5.	Aaron Donald	15

- Watt's 16 forced fumbles lead the NFL since the start of the 2019 season.

NFL FORCED FUMBLE LEADERS SINCE 2019

RANK	PLAYER	FF
1.	T.J. Watt	16
2.	Chandler Jones	15
3.	Shaquille Leonard	13
	Haason Reddick	13
5.	Shaquil Barrett	12
	Marlon Humphrey	12

- Watt's 23 forced fumbles are the fourth-most over a player's first six seasons in NFL history.

MOST FORCED FUMBLES IN FIRST SIX SEASONS IN NFL HISTORY

RANK	PLAYER	FF
1.	Dwight Freeney	31
2.	Robert Mathis	28
3.	DeMarcus Ware	25
4.	T.J. Watt	23
5.	Tamba Hali	22

- Watt's seven fumble recoveries are tied for the fourth-most in the NFL since the start of the 2019 season.

NFL FUMBLE RECOVERIES LEADERS SINCE 2019

RANK	PLAYER	FR
1.	Vonn Bell	9
	Devin White	9
3.	Chandler Jones	8
4.	T.J. Watt	7
	Kyle Van Noy	7

- Watt's 28 combined interceptions (five), forced fumbles (16) and fumble recoveries (seven) are tied for the most in the NFL since the start of the 2019 season.

NFL COMBINED (INT, FF, FR) LEADERS SINCE 2019

RANK	PLAYER	INT.	FF	FR	TOT.
1.	T.J. Watt	5	16	7	28
	Shaquille Leonard	10	13	5	28
3.	Minkah Fitzpatrick	17	4	5	26
4.	J.C. Jackson	22	1	2	25
	Justin Simmons	20	3	2	25

LET MY CAMERON GO

- DT **Cameron Heyward** registered 74 tackles (39 solo), 14 tackles for loss, 10.5 sacks, 22 quarterback hits, four passes defended, one fumble recovery and one forced fumble.

NFL DEFENSIVE TACKLE LEADERS IN 2022

CATEGORY	STAT	PLAYER
Tackles	98	Christian Wilkins (1st)
	74	Cameron Heyward (t-2nd)
Solo Tackles	59	Christian Wilkins (1st)
	39	Cameron Heyward (6th)
Sacks	15.5	Chris Jones (1st)
	10.5	Cameron Heyward (5th)
Tackles for Loss	18	Daron Payne (1st)
	14	Cameron Heyward (5th)
Forced Fumbles	2	Seven players tied
	1	Cameron Heyward (t-8th)
Passes Defended	7	Derrick Brown/Jeffrey Simmons (1st)
	4	Cameron Heyward (t-9th)

- Heyward is the only defensive lineman in franchise history with 9.0 or more sacks in at least five seasons.
- Heyward is the only defensive lineman in franchise history with 10.0 or more sacks in at least three seasons.

STEELERS DEFENSIVE LINEMAN SINGLE-SEASON SACK LEADERS

RANK	PLAYER. YEAR	SACKS
1.	Keith Willis, 1983	14.0
2.	Cameron Heyward, 2017	12.0
	Keith Willis, 1986	12.0
4.	Stephon Tuitt, 2020	11.0
5.	Cameron Heyward, 2022	10.5
6.	Cameron Heyward, 2021	10.0
7.	Cameron Heyward, 2019	9.0
8.	Ray Seals, 1995	8.5
9.	Cameron Heyward, 2018	8.0
	Aaron Smith, 2004	8.0
	Kimo von Oelhoffen, 2003	8.0
	Aaron Smith, 2001	8.0

- Heyward is the lone defensive tackle in the NFL with 10.0 or more sacks in each of the last two seasons (2021, 2022).
- Heyward's streak of two straight seasons with 10.0 or more sacks is tied for the fifth-longest by a defensive tackle since 1982.
- Heyward is the 10th defensive tackle since 1982 to have 10.0 or more sacks in consecutive seasons.

MOST CONSECUTIVE 10.0+ SACK SEASONS BY DEFENSIVE TACKLE SINCE 1982

RANK	PLAYER	SEASONS
1.	John Randle	8 (1992-99)
2.	Aaron Donald	5 (2017-21)
3.	Bill Pickel	3 (1984-86)
	Randy White	3 (1983-85)
5.	Cameron Heyward	2 (2021-22)
	Keith Millard	2 (1985-86)
	Kevin Williams	2 (2003-04)
	Rod Coleman	2 (2004-05)
	Trevor Pryce	2 (1999-2000)
	Warren Sapp	2 (1999-2000)

- Heyward's three seasons of 10.0 or more sacks are tied for the fourth-most by a defensive tackle since 1982.

MOST 10.0+ SACK SEASONS BY DEFENSIVE TACKLE SINCE 1982

RANK	PLAYER. YEARS	SEASONS
1.	John Randle	9
2.	Aaron Donald	6
3.	Warren Sapp	4
4.	Cameron Heyward	3
	Bill Pickel	3
	Geno Atkins	3
	Keith Millard	3
	Randy White	3
	Rod Coleman	3
	Steve McMichael	3
	Trevor Pryce	3

- Heyward's seven seasons of 7.0 or more sacks are tied for the fourth-most by a defensive tackle since 1982.

MOST 7.0+ SACK SEASONS BY DEFENSIVE TACKLE SINCE 1982

RANK	PLAYER. YEARS	SEASONS
1.	John Randle	12
2.	Steve McMichael	9
3.	Aaron Donald	8
4.	Cameron Heyward	7
	Calais Campbell	7
	Warren Sapp	7
	Henry Thomas	7
	Trevor Pryce	7
9.	Geno Atkins	6
	Ray Childress	6
	Justin Smith	6

- Heyward's 78.5 career sacks are the ninth-most by a defensive tackle in NFL history.

NFL CAREER SACK LEADERS BY DEFENSIVE TACKLE

RANK	PLAYER. YEARS	SACKS
1.	John Randle, 1990-2003	137.5
2.	Aaron Donald, 2014-22	103.0
3.	Warren Sapp, 1995-2007	96.5
4.	Steve McMichael, 1980-94	95.0*
5.	Henry Thomas, 1987-2000	93.5
6.	Trevor Pryce, 1997-2010	92.0
7.	Justin Smith, 2001-14	87.0
8.	La'Roi Glover, 1996-2008	83.5
9.	Cameron Heyward, 2011-22	78.5
10.	Ray Childress, 1985-1996	76.5*

*indicates stat was not tracked during some included years

- Heyward's 78.5 career sacks are the most by a Steelers' defensive lineman since 1982, second-most by an active NFL defensive tackle, second-most in franchise history and second-most by a Steeler since 1982.

STEELERS DEFENSIVE LINEMAN CAREER SACK LEADERS SINCE 1982

RANK	PLAYER. YEARS	SACKS
1.	Cameron Heyward, 2011-22	78.5
2.	Keith Willis, 1982-91	59.0
3.	Aaron Smith, 1999-2011	44.0
4.	Stephon Tuitt, 2014-20	34.5
5.	Brett Keisel, 2002-14	30.0

STEELERS CAREER SACK LEADERS

RANK	PLAYER. YEARS	SACKS
1.	James Harrison, 2002, 2004-12, 2014-17	80.5
2.	Cameron Heyward, 2011-22	78.5
3.	T.J. Watt, 2017-22	77.5
4.	Jason Gildon, 1994-2003	77.0
5.	L.C. Greenwood, 1969-81	73.5
6.	Joe Greene, 1969-81	66.0
7.	Joey Porter, 1999-2006	60.0
8.	Keith Willis, 1982-91	59.0
9.	LaMarr Woodley, 2007-13	57.0
10.	Greg Lloyd, 1998-97	53.5

ACTIVE NFL SACK LEADERS BY DEFENSIVE TACKLES

RANK	PLAYER	SACKS
1.	Aaron Donald	103.0
2.	Cameron Heyward	78.5
3.	Ndamukong Suh	71.5
4.	Fletcher Cox	65.0
	Chris Jones	65.0

- Heyward's 112 tackles for loss are the third-most by an active NFL defensive tackle.

ACTIVE NFL TFL LEADERS BY DEFENSIVE TACKLES

RANK	PLAYER	TFL
1.	Aaron Donald	160
2.	Ndamukong Suh	130
3.	Cameron Heyward	112
4.	Fletcher Cox	85
5.	Akiem Hicks	75

- Heyward's 614 tackles are the second-most by an active NFL defensive tackle.

ACTIVE NFL TACKLE LEADERS BY DEFENSIVE TACKLES

RANK	PLAYER	TACKLES
1.	Linval Joseph	664
2.	Cameron Heyward	614
3.	Ndamukong Suh	600
4.	Aaron Donald	490
5.	Fletcher Cox	486

- Heyward's 46 passes defended are the most among active NFL defensive tackles.

ACTIVE NFL PASSES DEFENDED LEADERS BY DEFENSIVE TACKLES

RANK	PLAYER	PDS
1.	Cameron Heyward	46
2.	Ndamukong Suh	38
3.	Chris Jones	33
4.	DeForest Buckner	20
5.	Jordan Phillips	19
	Jeffrey Simmons	19

- Heyward helped the Steelers to a 4-1 record in December and January. He registered 32 tackles (15 solo), 6.5 sacks, seven tackles for loss, 10 QB hits and three passes defended. Heyward's 6.5 sacks and seven tackles for loss were the third-most and fourth-most, respectively, in the League over the span. His 10 QB hits were also tied for ninth-most over the span. Heyward's totals, among DT in Weeks 13-18, ranked first (sacks), first (tackles for loss), tied for first (passes defended), second (QB hits) and second (tackles). As a defense in Weeks 13-18, Pittsburgh ranked first in total defense (262.0 yards/game), first in pass defense (146.3 yards/game) and second in scoring defense (14.2).
- Heyward registered eight tackles (three solo), 2.0 sacks, two tackle for loss, four QB hits and one pass defended vs. Cleveland in Week 18.
- The Steelers are now 13-0-1 when he has a multi-sack game and 10-0-1 when he has at least 2.0 sacks.
- Heyward registered seven tackles (four solo), one pass defended, 2.0 sacks, two QB hits and three tackles for loss in Week 16 vs. Las Vegas.
- Heyward was named AFC Defensive Player of the Week for his efforts.
- Heyward's 300 tackles lead the NFL among defensive tackles since the start of the 2019 season.

NFL TACKLE LEADERS BY DEFENSIVE TACKLES SINCE 2019

RANK	PLAYER	TACKLES
1.	Cameron Heyward	300
2.	Christian Wilkins	290
3.	DeForest Buckner	261
4.	Jonathan Allen	257
5.	Grady Jarrett	241

- Heyward's 22 passes defended lead all defensive tackles in the NFL since the start of the 2019 season.

NFL PASSES DEFENDED LEADERS BY DEFENSIVE TACKLES SINCE 2019

RANK	PLAYER	PDS
1.	Cameron Heyward	22
2.	Jeffrey Simmons	19
3.	Chris Jones	17
	Christian Wilkins	17
5.	Derrick Brown	15

- Heyward's 33.5 sacks are the third-most among defensive tackles in the NFL since the start of the 2019 season.

NFL SACK LEADERS BY DEFENSIVE TACKLES SINCE 2019

RANK	PLAYER	SACKS
1.	Aaron Donald	43.5
2.	Chris Jones	41.0
3.	Cameron Heyward	33.5
4.	DeForest Buckner	32.0
5.	Quinnen Williams	27.5

- Heyward's 47 tackles for loss are the second-most among defensive tackles in the NFL since the start of the 2019 season.

NFL TACKLES FOR LOSS LEADERS BY DEFENSIVE TACKLES SINCE 2019

RANK	PLAYER	TFLS
1.	Aaron Donald	63
2.	Cameron Heyward	47
3.	DeForest Buckner	40
4.	Jonathan Allen	36
	Chris Jones	36

FITZPATRICK DOES IT AGAIN

- S **Minkah Fitzpatrick**, three-time Associated Press First Team All-Pro (2019, 2020, 2022), registered 96 tackles (56 solo), one tackle for loss, one quarterback hit, six interceptions, one returned for a TD, and 11 passes defended.
- Fitzpatrick's six interceptions are the most by a Steeler in a single-season since Troy Polamalu in 2010 (seven) and tied for the 12th-most in single-season franchise history.

SINGLE-SEASON INTERCEPTION LEADERS IN FRANCHISE HISTORY

RANK	PLAYER. YEAR	INT
1.	Mel Blount, 1975	11
2.	Rod Woodson, 1993	8
	Mike Wagner, 1973	8
4.	Eight different players tied with	7
†-12.	Minkah Fitzpatrick	6

- Fitzpatrick's six interceptions were tied for the most in the NFL this season.
- Fitzpatrick's five defensive TDs lead the NFL since he entered the League in 2018.

NFL INTERCEPTION LEADERS IN 2022

RANK	PLAYER	INT
1.	Minkah Fitzpatrick	6
	C.J. Gardner-Johnson	6
	Tariq Woolen	6
	Justin Simmons	6
5.	Harrison Smith	5
	Jaire Alexander	5
	Jalen Pitre	5
	DaRon Bland	5
	Patrick Peterson	5
	Tashaun Gibson	5

- Fitzpatrick's 22 total takeaways (17 interceptions and five fumble recoveries) are the second-most in the NFL since the start of the 2019 season.

NFL TAKEAWAY (INT AND FR) LEADERS SINCE 2019

RANK	PLAYER	INT.	FR	TOT.
1.	J.C. Jackson	22	2	24
2.	Minkah Fitzpatrick	17	5	22
	Justin Simmons	20	2	22
4.	Xavien Howard	17	4	21
5.	Tyrann Mathieu	16	4	20

- Fitzpatrick's 17 interceptions are the third-most in the NFL since the start of the 2019 season.

NFL INTERCEPTION LEADERS SINCE 2019

RANK	PLAYER	INTS
1.	J.C. Jackson	22
2.	Justin Simmons	20
3.	Minkah Fitzpatrick	17
	Trevon Diggs	17
	Xavien Howard	17
	Quandre Diggs	17

- Fitzpatrick's 26 combined interceptions (17), forced fumbles (four) and fumble recoveries (five) are the third-most in the NFL since the start of the 2019 season.

NFL COMBINED (INT, FF, FR) LEADERS SINCE 2019

RANK	PLAYER	INT.	FF	FR	TOT.
1.	T.J. Watt	5	16	7	28
	Shaquille Leonard	10	13	5	28
3.	Minkah Fitzpatrick	17	4	5	26
4.	J.C. Jackson	22	1	2	25
	Justin Simmons	20	3	2	25

- Fitzpatrick's five defensive TDs are tied for the fourth-most in the NFL among active players.

NFL ACTIVE DEFENSIVE TOUCHDOWN LEADERS

RANK	PLAYER	TDS
1.	Janoris Jenkins	9
2.	Marcus Peters	7
3.	Eddie Jackson	6
4.	Minkah Fitzpatrick	5
	Deion Jones	5

NFL DEFENSIVE TOUCHDOWN LEADERS SINCE 2018

RANK	PLAYER	TDS
1.	Minkah Fitzpatrick	5
2.	Marcus Peters	4
	Eddie Jackson	4
	Darius Slay	4
	Denzel Ward	4

- Fitzpatrick registered a game-high 10 tackles (five solo) vs. Cleveland in Week 18.
- Fitzpatrick recorded his third double-digit tackle game this season (Week 1 at Cincinnati and Week 14 vs. Baltimore) and ninth of his career (2018-22).
- Fitzpatrick registered nine tackles (four solo), one pass defended and one interception, which sealed the victory over Baltimore in Week 17.
- Fitzpatrick recorded his sixth interception of the season and 19th of his career.
- Fitzpatrick recorded 11 tackles (six solo) vs. Baltimore in Week 14.
- Fitzpatrick registered seven tackles (five solo), one tackle for loss, one interception and one pass defended in the Week 13 victory at Atlanta. He intercepted a pass from Atlanta QB Marcus Mariota at the Falcons' 20-yard line and returned it to the six-yard line before stepping out of bounds (secured Pittsburgh's victory as it came on the Falcons final drive of the game).
- Fitzpatrick posted his third season for the Steelers with at least four interceptions.
- Fitzpatrick registered eight tackles (five solo), two passes defended and one interception in Week 4 vs. N.Y. Jets. He intercepted QB Zach Wilson at the Jets' 38-yard line and returned it to the four-yard line (Steelers scored three plays later to take a 13-10 lead in the third quarter).
- Fitzpatrick recorded six tackles (two solo), one pass defended and one interception in Week 2 vs. New England. He intercepted a pass from Patriots' QB Mac Jones at the Steelers' 21-yard line and returned it 13 yards.
- Fitzpatrick was the first Steelers player with an interception in each of the first two games of the season since Troy Polamalu in 2010.
- Fitzpatrick is the 10th player in franchise history to pick off passes in each of the Steelers first two games.
- Fitzpatrick recorded 14 tackles (10 solo), one interception return for TD, one pass defended and blocked the Bengals game-winning PAT to send the game into overtime in Week 1.
- Fitzpatrick intercepted a pass from Cincinnati QB Joe Burrow at the Bengals' 31-yard line and returned it for a TD that gave the Steelers a 7-0 first-quarter lead.
- He became the fourth player in NFL history with an interception return for TD in four of his first five seasons, joining Nate Clements, Pro Football Hall of Famer Ken Houston and Deion Jones.
- Fitzpatrick has two career multi-interception games (2018-22).

ALEX(ANDER) THE GREAT

- LB Alex Highsmith registered 63 tackles (38 solo), 12 tackles for loss, 14.5 sacks, 20 quarterback hits, one pass defended and five forced fumbles.
- Highsmith registered 14.5 sacks this season, which was tied for the sixth-most in the NFL.

NFL SACK LEADERS IN 2022

RANK	PLAYER	SACKS
1.	Nick Bosa	18.5
2.	Haason Reddick	16.0
	Myles Garrett	16.0
4.	Matt Judon	15.5
	Chris Jones	15.5
6.	Alex Highsmith	14.5
7.	Micah Parsons	13.5
8.	Brian Burns	12.5
	Maxx Crosby	12.5
	J.J. Watt	12.5

- Highsmith's 14.5 sacks are tied for the fifth-most in single-season franchise history.
- His five strip sacks are tied for the most in the NFL over the span.

STEELERS SINGLE-SEASON SACK LEADERS

RANK	PLAYER. YEAR	SACKS
1.	T.J. Watt, 2021	22.5
2.	James Harrison, 2008	16.0
3.	T.J. Watt, 2020	15.0
	Mike Merriweather, 1984	15.0
5.	T.J. Watt, 2019	14.5
	Alex Highsmith, 2022	14.5
7.	Kevin Greene, 1994	14.0
	Keith Willis, 1983	14.0
9.	LaMarr Woodley, 2009	13.5
	Jason Gildon, 2000	13.5

- Highsmith recorded five forced fumbles this season, which was tied for the most in the League.

NFL FORCED FUMBLE LEADERS IN 2022

RANK	PLAYER	FF
1.	Alex Highsmith	5
	Haason Reddick	5
3.	Coby Bryant	4
	Darrell Taylor	4
	Josh Allen	4

- Highsmith registered four strip sacks this season, which was tied for the second-most in the League.

NFL STRIP SACKS LEADER IN 2022

RANK	PLAYER	STRIP SACKS
1.	Haason Reddick	5
2.	Alex Highsmith	4
	Darrell Taylor	4
4.	Micah Parsons	3
	Bradley Chubb	3
	Josh Allen	3
	Trey Hendrickson	3

- Highsmith has recorded 17.5 sacks in his last 20 games, which dates back to Week 16 of the 2021 season.
- His 17.5 sacks are tied for the second-most in the NFL over the span.

NFL SACK LEADERS SINCE WEEK 16 OF 2021

RANK	PLAYER	SACKS
1.	Nick Bosa	19.0
2.	Alex Highsmith	17.5
	Chris Jones	17.5
4.	Myles Garrett	17.0
5.	Haason Reddick	16.0

- Highsmith has recorded five strip sacks in his last 20 games, which dates back to Week 16 of the 2021 season.

NFL STRIP SACK LEADERS SINCE WEEK 16 OF 2021

RANK	PLAYER	STRIP SACKS
1.	Alex Highsmith	5
	Haason Reddick	5
3.	Darrell Taylor	4
4.	Trevis Gipson	3
	Jadeveon Clowney	3
	Micah Parsons	3
	Bradley Chubb	3
	Josh Allen	3
	Trey Hendrickson	3

- Highsmith has registered six forced fumbles in his last 20 games, which dates back to Week 16 of the 2021 season.
- His six forced fumbles are the most in the NFL over the span.

NFL FORCED FUMBLES LEADERS SINCE WEEK 16 OF 2021

RANK	PLAYER	FF
1.	Alex Highsmith	6
2.	Haason Reddick	5
3.	Coby Bryant	4
	Darrell Taylor	4
	Josh Allen	4

- Highsmith registered eight tackles (six solo), 2.5 sacks, two tackles for loss and three QB hits vs. Cleveland in Week 18.
- Highsmith recorded six tackles (four solo), 1.0 sack, two QB hits and one forced fumble at Indianapolis in Week 12.
- Highsmith registered five tackles (three solo), 2.0 sacks, one tackle for loss, one QB hits and one forced fumble in Week 10 vs. New Orleans.
- Highsmith recorded nine tackles (six solo), 3.0 sacks, four QB hits, two tackles for loss and one forced fumble in the Week 1 victory at Cincinnati.
- His 3.0 sacks and four QB hits were both career highs.
- Highsmith registered 2.0 sacks, tackle for loss, three QB hits and forced fumble in the first half against the Bengals, including a forced fumble that led to a DT Cam Heyward fumble recovery.
- Highsmith recorded eight tackles (six solo), 1.5 sacks, two QB hits and two tackles for loss in the Week 3 loss at Cleveland.
- Highsmith recorded his second multi-sack game of the season and fifth of his career (last came at Cincinnati in Week 1).

BOZ IN THE CLUTCH

- K **Chris Boswell** has registered a franchise-record 10 career game-winning field goals (last five min. of the fourth quarter or overtimes).

MOST GAME-WINNING FG IN LAST 5 MINUTES OF 4TH QUARTER OR OVERTIME (REGULAR AND POSTSEASON) IN FRANCHISE HISTORY

RANK	KICKER. YEARS	FGM
1.	Chris Boswell, 2015-current	10
2.	Jeff Reed, 2002-10	9
3.	Gary Anderson, 1982-94	8
4.	Shaun Suisham, 2010-14	7
5.	Norm Johnson, 1995-98	4

BOSWELL GAME-WINNING FG IN LAST 5 MINUTES OF 4TH QUARTER OR OVERTIME (REGULAR AND POSTSEASON)

YD	DATE	OPP	Q	TIME	PRE	POST	FINAL
18	11/08/2015	vs Oak	4	0:02	35-35	38-35	W, 38-35
35	01/09/2016	at Cin	4	0:14	15-16	18-16	W, 18-16
33	11/12/2017	at Ind	4	0:00	17-17	20-17	W, 20-17
53	11/26/2017	vs GB	4	0:00	28-28	31-28	W, 31-28
38	12/04/2017	at Cin	4	0:00	20-20	23-20	W, 23-20
46	12/10/2017	vs Bal	4	0:42	36-38	39-38	W, 39-38
37	10/17/2021	vs Sea	OT	--	20-20	23-20	W, 23-20 (ot)
40	11/08/2021	vs Chi	4	0:26	26-27	29-27	W, 29-27
36	01/09/2022	at Bal	OT	--	13-13	16-13	W, 16-13 (ot)
53	09/11/2022	at Cin	OT	--	20-20	23-20	W, 23-20 (ot)

- Boswell has now made 16 of 19 career field goals (84.2%) in the final two minutes of regulation and overtime.

BOSWELL FG IN LAST 2 MINUTES OF 4TH QUARTER OR OVERTIME (REGULAR AND POSTSEASON)

YD	DATE	OPP	Q	TIME	PRE	POST	FINAL
18	11/08/2015	vs Oak	4th	0:02	35-35	38-35	W, 38-35
35	01/09/2016	at Cin	4th	0:14	15-16	18-16	W, 18-16
47	01/17/2016	at Den	4th	0:19	13-23	16-23	L, 16-23
43	09/17/2017	vs Min	4th	1:53	23-9	26-9	W, 26-9
33	11/12/2017	at Ind	4th	0:00	17-17	20-17	W, 20-17
53	11/26/2017	vs GB	4th	0:00	28-28	31-28	W, 31-28
38	12/04/2017	at Cin	4th	0:00	20-20	23-20	W, 23-20
46	12/10/2017	vs Bal	4th	0:42	36-38	39-38	W, 39-38
42	09/09/2018	at Cle	OT	-----	21-21	21-21	T, 21-21 (ot)
40	12/09/2018	at Oak	4th	0:00	21-24	21-24	L, 21-24
25	12/08/2019	at Ari	4th	1:42	20-17	23-17	W, 23-17
52	10/17/2021	vs Sea	4th	1:30	17-17	20-17	W, 23-20 (ot)
37	10/17/2021	vs Sea	OT	-----	20-20	23-20	W, 23-20 (ot)
40	11/08/2021	vs Chi	4th	0:26	26-27	29-27	W, 29-27
36	01/09/2022	at Bal	OT	-----	13-13	16-13	W, 16-13 (ot)
55	09/11/2022	at Cin	OT	-----	20-20	20-20	W, 23-20 (ot)
53	09/11/2022	at Cin	OT	-----	20-20	23-20	W, 23-20 (ot)
34	09/22/2022	at Cle	4th	1:48	14-23	17-23	L, 17-29
50	12/18/2022	at Car	4th	1:04	21-13	24-13	W, 24-16
indicates missed field goal							

WIZARD OF BOZ

- K **Chris Boswell** was placed on the Injured/Reserved List on Nov. 10 and missed five games before returning to the lineup in Week 14 vs. Baltimore.
- Boswell connected on field goals of 55 and 25-yards in Week 6 vs. Tampa Bay.
- Since joining the Steelers in 2015, Boswell is 202-of-234 field goal attempts (86.3%), including 90-of-115 (78.3%) on attempts of 40 yards or longer.
- Boswell ranks third in field goal percentage (86.3%) among all NFL kickers with at least 200 field goals made since the start of the 2015 season.

FG PERCENTAGE LEADERS SINCE 2015 (MIN. 200 MADE)

RANK	KICKER	M-A	FG%
1.	Justin Tucker	266-293	90.8
2.	Robbie Gould	204-233	87.6
3.	Chris Boswell	202-234	86.3
4.	Matt Prater	210-248	84.7
5.	Greg Zuerlein	221-269	82.2

- Boswell connected on field goals of 51 and 59-yards in Week 4 vs. N.Y. Jets. He registered the second game of his career with multiple field goals of 50 yards or longer (Nov. 8, 2021 vs. Chicago).

- Boswell is one of five kickers in the NFL with multiple field goals of 50 yards or longer in a single game since the start of the 2021 season.
- Boswell connected on three field goals (20, 48 and 53 yards) at Cincinnati in Week 1, including the 53-yarder with 0:00 remaining in overtime that gave the Steelers a 23-20 victory.
- Boswell's 86.3 field goal percentage is the highest in Steelers history among kickers with at least 200 field goal attempts.

STEELERS ALL-TIME FG PERCENTAGE LEADERS (MIN. 200 ATTEMPTS)

RANK	KICKER, YEARS	FGM-FGA	FG%
1.	Chris Boswell, 2015-current	202-234	86.3
2.	Jeff Reed, 2002-10	204-249	81.9
3.	Gary Anderson, 1982-94	309-395	78.2
4.	Roy Gerela, 1971-78	146-227	64.3

- In Week 17 at Baltimore, Boswell became the second player in team history with at least 200 career field goals made.

STEELERS ALL-TIME FG MADE LEADERS

RANK	KICKER, YEARS	FGM
1.	Gary Anderson, 1982-94	309
2.	Jeff Reed, 2002-10	204
3.	Chris Boswell, 2015-current	202
4.	Roy Gerela, 1971-78	146
5.	Shaun Suisham, 2010-14	124

- Boswell has registered 33 career games with three or more field goals made.
- Boswell has connected on four or more field goals in a single game 12 times in his career.
- Boswell made a franchise record 25 consecutive field goals, which was the longest active streak in the NFL when it ended in Week 11 of 2020 at Jacksonville.
- Boswell's streak of 20 consecutive field goals made was snapped in Week 14 at Minnesota. His 20 consecutive field goals made is the fourth-longest in franchise history.

MOST CONSECUTIVE FG IN STEELERS HISTORY

RANK	KICKER, YEARS	CONSECUTIVE FGS
1.	Chris Boswell, 2019-20	25
2.	Shaun Suisham, 2013-14	24
3.	Jeff Reed, 2004-05	22
4.	Chris Boswell, 2021	20
5.	Gary Anderson, 1994	19
	Jeff Reed, 2007-08	19
7.	Gary Anderson, 1985	18
8.	Chris Boswell, 2016-17	17
	Norm Johnson, 1997	17
10.	Chris Boswell, 2017	16
	Shaun Suisham, 2012-13	16

BOZ FROM 50-PLUS

- K **Chris Boswell** connected on a 55-yard field goal with 4:12 remaining in the second quarter that gave the Steelers a 10-6 lead in Week 6 vs. Tampa Bay.
- Boswell connected on field goals of 51 and 59-yards in Week 4 vs. N.Y. Jets. He registered the second game of his career with multiple field goals of 50 yards or longer (Nov. 8, 2021 vs. Chicago).
- Boswell is one of five kickers in the NFL with multiple field goals of 50 yards or longer in a single game since the start of the 2021 season.
- Boswell has connected on 22 of his last 26 field goals of 50+ yards, including 17 of his last 20.
- Boswell's recent streak of nine straight made field goals of 50+ yards was the longest such streak in franchise history.

MOST CONSECUTIVE FG MADE FROM 50+ YARDS IN STEELERS HISTORY

RANK	KICKER. SPAN	STREAK
1.	Chris Boswell, 11/03/2019 - 12/5/2021	9
2.	Chris Boswell, 11/16/2017 - 11/08/2018	5
3.	Jeff Reed, 12/01/2002 - 10/17/2004	4
4.	Kris Brown, 11/12/2000 - 10/14/2001	3

- Boswell's nine straight made field goals of 50+ yards was tied for the 10th-longest such streak in the NFL since the start of the 1983 season.

MOST CONSECUTIVE FG MADE FROM 50+ YARDS SINCE 1983

RANK	KICKER. TEAM (SPAN)	STREAK
1.	Stephen Hauschka, Sea-Buf (9/20/2015-11/19/2017)	13
2.	Robbie Gould, Chi (11/18/2010 - 10/10/2013)	12
	Blair Walsh, Min (09/09/2012 - 09/29/2013)	12
	Justin Tucker, Bal (12/27/2015 - 12/18/2016)	12
	Matt Prater, Det (01/03/2016 - 09/24/2017)	12
5.	Younghoe Koo, Atl (12/08/2019 - 10/31/2021)	11
	Tony Zendejas, Hou-LAN (11/13/1988 - 10/31/1993)	11
7.	Jason Hanson, Det (11/22/2007 - 11/08/2009)	10
	Jason Sanders, Mia (10/12/2019 - 11/29/2020)	10
	Ryan Longwell, Min (09/14/2008 - 10/23/2011)	10
10.	Chris Boswell, Pit (11/03/2019 - 12/5/2021)	9
	Adam Vinatieri, Ind (10/04/2015 - 10/09/2016)	9
	Justin Tucker, Bal (10/15/2017 - 11/18/2018)	9
	Matt Bryant, Atl (11/11/2010 - 11/10/2013)	9
	Matt Bryant, Atl (11/05/2017 - 11/18/2018)	9

- Boswell has made 24-of-30 (80.0%) field goal attempts in his NFL career from 50 yards or further, including franchise-best 59-yards in Week 9 of 2020 at AT&T Stadium against Dallas and Week 4 of 2022 at Acrisure Stadium against N.Y. Jets.
- No kicker made a field goal of at least 50 yards in the first nine seasons of Acrisure Stadium (2001-09). Prior to Boswell joining the Steelers in 2015, Acrisure Stadium witnessed just four field goals of at least 50 yards.
- Boswell has 18 field goals of at least 50 yards at Acrisure Stadium in his career.
- Boswell's 24 field goals made from 50-plus yards are the most in Steelers history (Gary Anderson and Jeff Reed shared the previous franchise record with eight).

HIGHEST 50+ YARD FG PERCENTAGE FRANCHISE HISTORY (MIN. 15 50+ FGA)

RANK	PLAYER	FG-FGA	PCT.
1.	Chris Boswell	24-30	80.0
2.	Jeff Reed	8-17	47.1
3.	Gary Anderson	8-27	29.6

- Boswell's 80.0 50-yard field goal percentage is the second highest in the NFL since the 1970 AFL-NFL merger (min. 25 field goal attempts of 50 yards).

HIGHEST 50+ YARD FG PERCENTAGE SINCE 1970 AFL-NFL MERGER (MIN. 25 50+ FGA)

RANK	PLAYER	FG-FGA	PCT.
1.	Daniel Carlson	23-28	82.1
2.	Chris Boswell	24-30	80.0
3.	Matt Prater	71-95	74.7
4.	Stephen Gostowski	32-43	74.4
5.	Justin Tucker	56-79	70.9

LONGEST FG IN FRANCHISE HISTORY

RANK	PLAYER (DATE. OPP.)	FG
1.	Chris Boswell (10/2/22 vs. N.Y. Jets)	59
	Chris Boswell (11/8/20 at Dallas)	59
3.	Chris Boswell (9/19/21 vs. Las Vegas)	56
4.	Chris Boswell (10/16/22 vs. Tampa Bay)	55
	Gary Anderson (11/25/84 vs. San Diego)	55
	Kris Brown (10/14/01 at Kansas City)	55
7.	Chris Boswell (11/8/21 vs. Chicago)	54
	Gary Anderson (12/8/91 at Houston)	54
9.	Chris Boswell (9/1/22 at Cincinnati)	53
	Chris Boswell (12/5/21 vs. Baltimore)	53
	Chris Boswell (11/26/17 vs. Green Bay)	53
	Gary Anderson (10/21/84 at Indianapolis)	53
	Jeff Reed (11/8/10 at Cincinnati)	53
	Jeff Reed (9/21/08 at Philadelphia)	53
	Shaun Suisham (11/9/14 at N.Y. Jets)	53

LONGEST FG IN ACRISURE STADIUM HISTORY

RANK	PLAYER. TEAM (DATE. OPP.)	FG
1.	Chris Boswell, Pittsburgh (10/2/22 vs. N.Y. Jets)	59
2.	Chris Boswell, Pittsburgh (9/19/21 vs. Las Vegas)	56
3.	Chris Boswell (10/16/22 vs. Tampa Bay)	55
4.	Chris Boswell, Pittsburgh (11/8/21 vs. Chicago)	54
5.	Chris Boswell, Pittsburgh (12/5/21 vs. Baltimore)	53
	Chris Boswell, Pittsburgh (11/26/17 vs. Green Bay)	53
	Dan Bailey, Dallas (11/13/16 at Pittsburgh)	53
8.	Chris Boswell, Pittsburgh (9/18/22 vs. New England)	52
	Chris Boswell, Pittsburgh (11/8/21 vs. Chicago)	52
	Chris Boswell, Pittsburgh (10/17/21 vs. Seattle)	52
	Chris Boswell, Pittsburgh (12/10/17 vs. Baltimore)	52
	Jeff Reed, Pittsburgh (9/12/10 vs. Atlanta)	52
	Justin Tucker, Baltimore (10/1/15 at Pittsburgh)	52

- Boswell made seven field goals of 50 yards or longer in 2022 (on nine attempts), which was tied for the seventh-most in the NFL this season.

MOST 50+ YARD FIELD GOALS IN 2022

RANK	KICKER	FGM
1.	Daniel Carlson	11
2.	Brett Maher	9
	Chase McLaughlin	9
	Justin Tucker	9
5.	Brandon McManus	8
	Graham Gano	8
7.	Chris Boswell	7
	Matt Guy	7
	Younghoe Koo	7
10.	Three players tied with	6

- Boswell has made 15 field goals of 50 yards or longer since the start of the 2021 season, which is tied for the second-most in the NFL over the span.

MOST 50+ YARD FIELD GOALS SINCE 2021

RANK	KICKER	FGM
1.	Daniel Carlson	17
2.	Chris Boswell	15
	Graham Gano	15
	Justin Tucker	15
5.	Evan McPherson	14

- Boswell made eight field goals of 50 yards or longer in 2021 – the most by a Steelers kicker in a single season and second-most in the NFL.

MOST 50+ YARD FIELD GOALS IN SINGLE-SEASON STEELERS HISTORY

RANK	KICKER. YEAR	FGM
1.	Chris Boswell, 2021	8
2.	Chris Boswell, 2022	7
3.	Chris Boswell, 2017	4
4.	Chris Boswell, 2015	2
	Kris Brown, 2001	2
	Jeff Reed, 2010	2
	Jeff Reed, 2004	2

- His eight 50+-yard field goals in 2021 were tied for the fifth-most in an NFL single season since 2000.

MOST 50+ YARD FIELD GOALS SINCE 2000

RANK	KICKER. YEAR	FGM
1.	Brandon McManus, 2020	10
	Justin Tucker, 2016	10
	Blaire Walsh, 2012	10
4.	Evan McPherson, 2021	9
t-5.	Chris Boswell, 2021	8

AMERICAN FOOTBALL CONFERENCE												
EAST DIVISION												
TEAM	W	L	T	PCT	PF	PA	NET PTS	HOME	AWAY	CONF	DIV	STREAK
Buffalo Bills	13	3	1	.794	454	285	169	7-1-0	6-2-1	9-2-0	4-2-0	Won 1
Miami Dolphins	9	8	0	.529	397	399	-2	6-2-0	3-6-0	7-5-0	3-3-0	Won 1
New England Patriots	8	9	0	.471	364	347	17	4-4-0	4-5-0	6-6-0	3-3-0	Lost 1
New York Jets	7	10	0	.412	296	316	-20	3-5-0	4-5-0	5-7-0	2-4-0	Lost 6
NORTH DIVISION												
TEAM	W	L	T	PCT	PF	PA	NET PTS	HOME	AWAY	CONF	DIV	STREAK
Cincinnati Bengals	12	4	1	.735	417	321	96	6-1-1	6-3-0	8-3-0	3-3-0	Won 1
Baltimore Ravens	10	7	0	.588	350	315	35	5-3-0	5-4-0	6-6-0	3-3-0	Lost 2
Pittsburgh Steelers	9	8	0	.529	308	346	-38	4-4-0	5-4-0	5-7-0	3-3-0	Won 4
Cleveland Browns	7	10	0	.412	361	381	-20	4-4-0	3-6-0	4-8-0	3-3-0	Lost 1
SOUTH DIVISION												
TEAM	W	L	T	PCT	PF	PA	NET PTS	HOME	AWAY	CONF	DIV	STREAK
Jacksonville Jaguars	9	8	0	.529	404	350	54	5-3-0	4-5-0	8-4-0	4-2-0	Won 5
Tennessee Titans	7	10	0	.412	298	359	-61	3-5-0	4-5-0	5-7-0	3-3-0	Lost 7
Indianapolis Colts	4	12	1	.265	289	427	-138	2-6-0	2-6-1	4-7-1	1-4-1	Lost 7
Houston Texans	3	13	1	.206	289	420	-131	0-7-1	3-6-0	3-8-1	3-2-1	Won 1
WEST DIVISION												
TEAM	W	L	T	PCT	PF	PA	NET PTS	HOME	AWAY	CONF	DIV	STREAK
Kansas City Chiefs	14	3	0	.824	496	369	127	7-1-0	7-2-0	9-3-0	6-0-0	Won 5
Los Angeles Chargers	10	7	0	.588	391	384	7	5-3-0	5-4-0	7-5-0	2-4-0	Lost 1
Las Vegas Raiders	6	11	0	.353	395	418	-23	4-4-0	2-7-0	5-7-0	3-3-0	Lost 3
Denver Broncos	5	12	0	.294	287	359	-72	4-4-0	1-8-0	3-9-0	1-5-0	Won 1
NATIONAL FOOTBALL CONFERENCE												
EAST DIVISION												
TEAM	W	L	T	PCT	PF	PA	NET PTS	HOME	AWAY	CONF	DIV	STREAK
Philadelphia Eagles	14	3	0	.824	477	344	133	7-2-0	7-1-0	9-3-0	4-2-0	Won 1
Dallas Cowboys	12	5	0	.706	467	342	125	8-1-0	4-4-0	8-4-0	4-2-0	Lost 1
New York Giants	9	7	1	.559	365	371	-6	5-3-1	4-4-0	4-7-1	1-4-1	Lost 1
Washington Commanders	8	8	1	.500	321	343	-22	4-5-0	4-3-1	5-6-1	2-3-1	Won 1
NORTH DIVISION												
TEAM	W	L	T	PCT	PF	PA	NET PTS	HOME	AWAY	CONF	DIV	STREAK
Minnesota Vikings	13	4	0	.765	424	427	-3	8-1-0	5-3-0	8-4-0	4-2-0	Won 1
Detroit Lions	9	8	0	.529	453	427	26	5-4-0	4-4-0	7-5-0	5-1-0	Won 2
Green Bay Packers	8	9	0	.471	370	371	-1	5-4-0	3-5-0	6-6-0	3-3-0	Lost 1
Chicago Bears	3	14	0	.176	326	463	-137	2-7-0	1-7-0	1-11-0	0-6-0	Lost 10
SOUTH DIVISION												
TEAM	W	L	T	PCT	PF	PA	NET PTS	HOME	AWAY	CONF	DIV	STREAK
Tampa Bay Buccaneers	8	9	0	.471	313	358	-45	5-4-0	3-5-0	8-4-0	4-2-0	Lost 1
Carolina Panthers	7	10	0	.412	347	374	-27	5-4-0	2-6-0	6-6-0	4-2-0	Won 1
Atlanta Falcons	7	10	0	.412	365	386	-21	6-3-0	1-7-0	6-6-0	2-4-0	Won 2
New Orleans Saints	7	10	0	.412	330	345	-15	4-5-0	3-5-0	5-7-0	2-4-0	Lost 1
WEST DIVISION												
TEAM	W	L	T	PCT	PF	PA	NET PTS	HOME	AWAY	CONF	DIV	STREAK
San Francisco 49ers	13	4	0	.765	450	277	173	8-1-0	5-3-0	10-2-0	6-0-0	Won 10
Seattle Seahawks	9	8	0	.529	407	401	6	5-4-0	4-4-0	6-6-0	4-2-0	Won 2
Los Angeles Rams	5	12	0	.294	307	384	-77	4-5-0	1-7-0	3-9-0	1-5-0	Lost 2
Arizona Cardinals	4	13	0	.235	340	449	-109	1-8-0	3-5-0	3-9-0	1-5-0	Lost 7

Steelers 2021 Regular Season Record When...			
Category	2021 Season W-L	Category	2021 Season W-L
Steelers at Acrisure Stadium	0-0	In September	1-2
Steelers on the Road	3-5	In October	3-1
Steelers on Grass	8-4	In November	1-2
Steelers on Artificial Turf	1-3	In December	2-2
Steelers in Domes	0-0	In January	2-0
Steelers in Retractable Roof Stadiums	0-0		
Steelers Outdoors	3-0	On Sunday Night	1-1
Steelers Indoors	0-0	On Thursday Night	0-1
Acrisure Stadium Roof Open	0-0	On Monday Night	2-0
Acrisure Stadium Roof Closed	0-0	On Saturday	0-0
Steelers Score First	5-2	Day Games	6-5
Opponent Scores First	4-5	Kickoff at 12:00 EST	0-0
Steelers Score on First Possession	2-2	Kickoff at 3:00/3:05/3:15/3:35 EST	0-0
Steelers Score 20 or More Points	6-2	Night Games	3-2
Steelers Score 19 or Less Points	3-5		
Steelers Allow 20 or More	2-7	vs. AFC North Overall	4-2
Steelers Allow 19 or Less Points	7-0	vs. AFC North at Home	2-1
		vs. AFC North on the Road	2-1
Steelers Lead after 1st Quarter	3-1	vs. AFC	7-5
Steelers Trail after 1st Quarter	3-6	vs. AFC East	1-0
Score Tied after 1st Quarter	3-0	vs. AFC South	1-0
Steelers Lead at Halftime	4-0	vs. AFC West	1-3
Steelers Trail at Halftime	3-7		
Score Tied at Halftime	2-0	vs. NFC	2-2
Steelers Lead after 3rd Quarter	4-0	vs. NFC East	0-0
Steelers Trail after 3rd Quarter	5-7	vs. NFC South	0-0
Score Tied after 3rd Quarter	0-0	vs. NFC North	1-2
Game Goes to Overtime	2-0	vs. NFC West	1-0
Steelers Have + Turnover Ratio	7-2		
Steelers Have - Turnover Ratio	0-5		
Turnover Ratio Even	2-0		
Steelers Have 30:00+TOP	6-1		
Steelers Have Less than 30:00 TOP	3-6		
Steelers Have 100-Yard Rusher	2-0		
Steelers Have 300 Net Passing Yards	0-0		
Steelers Have 1 100-Yard Receiver	2-3		
Steelers Have 2 100-Yard Receivers	0-0		
Steelers Win Coin Toss	4-2		
Steelers Lose Coin Toss	5-5		



WEEK 18
Cleveland Browns 14, Pittsburgh Steelers 28
65,019 🇺🇸 Acrisure Stadium 🇺🇸 Jan 8, 2023



Cleveland Browns	0	7	0	7	—	14
Pittsburgh Steelers	0	10	10	8	—	28

SCORING DRIVES

TEAM	QTR	TIME	SCORING PLAY	CLE	PIT
Browns	2	06:27	D.Njoku 10 yd. pass from D.Watson (C.York kick) (10-71, 4:57)	7	0
Steelers	2	01:47	G.Pickens 31 yd. pass from K.Pickett (C.Boswell kick) (9-75, 4:40)	7	7
Steelers	2	00:38	C.Boswell 49 yd. Field Goal (6-25, 0:33)	7	10
Steelers	3	09:04	C.Boswell 34 yd. Field Goal (12-59, 5:56)	7	13
Steelers	3	03:12	N.Harris 4 yd. run (C.Boswell kick) (6-25, 2:30)	7	20
Browns	4	10:11	N.Chubb 2 yd. pass from D.Watson (C.York kick) (7-77, 4:38)	14	20
Steelers	4	04:37	D.Watt 1 yd. run (K.Pickett-D.Johnson pass) (14-75, 5:34)	14	28

CLEVELAND BROWNS

PASSING	ATT	CP	YDS	SK/YD	TD	LG	INT	RTG
Deshaun Watson	29	19	230	7/57	2	38	2	84.0
TOTAL	29	19	230	7/57	2	38	2	84.0

RUSHING	ATT	YDS	AVG	LG	TD
Nick Chubb	12	77	6.4	15	0
Deshaun Watson	6	44	7.3	21	0
Kareem Hunt	4	13	3.3	5	0
TOTAL	22	134	6.1	21	0

RECEIVING	NO	YDS	AVG	LG	TD
Nick Chubb	5	45	9.0	19	1
David Njoku	4	42	10.5	18	1
Kareem Hunt	3	15	5.0	14	0
Amari Cooper	2	51	25.5	36	0
Donovan Peoples-Jones	2	42	21.0	38	0
Harrison Bryant	2	20	10.0	14	0
Mike Woods	1	15	15.0	15	0
TOTAL	19	230	12.1	38	2

TOP DEFENSE	TOT	SOLO	AST	SCK	YDS	INT
Tony Fields II	8	4	4	0.0	0.0	0
Myles Garrett	7	3	4	1.0	6.0	0
Deion Jones	5	5	0	0.0	0.0	0

FIELD GOALS	FGM/FGA	PERCENT	RESULTS
No Field Goals			

PITTSBURGH STEELERS

PASSING	ATT	CP	YDS	SK/YD	TD	LG	INT	RTG
Kenny Pickett	29	13	195	1/6	1	32	0	79.0
TOTAL	29	13	195	1/6	1	32	0	79.0

RUSHING	ATT	YDS	AVG	LG	TD
Najee Harris	23	80	3.5	11	1
Jaylen Warren	6	36	6.0	22	0
Steven Sims	1	16	16.0	16	0
Connor Heyward	1	6	6.0	6	0
Gunner Olszewski	2	4	2.0	3	0
Kenny Pickett	3	1	0.3	1	0
Derek Watt	1	1	1.0	1t	1
TOTAL	37	144	3.9	22	2

RECEIVING	NO	YDS	AVG	LG	TD
George Pickens	3	72	24.0	31t	1
Connor Heyward	3	45	15.0	27	0
Jaylen Warren	3	7	2.3	3	0
Diontae Johnson	2	38	19.0	32	0
Zach Gentry	1	23	23.0	23	0
Najee Harris	1	10	10.0	10	0
TOTAL	13	195	15.0	32	1

TOP DEFENSE	TOT	SOLO	AST	SCK	YDS	INT
Minkah Fitzpatrick	10	5	5	0.0	0.0	0
Alex Highsmith	8	6	2	2.5	23.0	0
Robert Spillane	8	5	3	0.0	0.0	0

FIELD GOALS	FGM/FGA	PERCENT	RESULTS
Chris Boswell	2-2	100.0	49G, 34G
TOTAL	2-2	100.0	

Team Statistics

First Downs	18	23
3rd-Down Eff. (Made/Att/Pct)	5/12/42%	9/15/60%
4th-Down Eff. (Made/Att/Pct)	1/2/50%	0/0/0%
Total Net Yards	307	333
Total Plays	58	67
Yards Per Play	5.3	5.0
Rushes/Net Yards	22/134	37/144
Net Passing	173	189
Pass Attempts/Completions	29/19	29/13
Had Intercepted	2	0
Sacked/Yards Lost	7/57	1/6
Punts/Average	4/48.5	3/48.0
Penalties/Yards	9/65	4/20
Fumbles/Lost	1/0	3/1
Possession Time	29:04	30:56

Browns Steelers



WEEK 17
Pittsburgh Steelers 16, Baltimore Ravens 13
71,042 M&T Bank Stadium Jan 1, 2023



Pittsburgh Steelers	3	0	3	10	—	16
Baltimore Ravens	0	10	3	0	—	13

SCORING DRIVES

TEAM	QTR	TIME	SCORING PLAY	PIT	BAL
Steelers	1	07:01	C.Boswell 21 yd. Field Goal (15-73, 7:59)	3	0
Ravens	2	14:09	J.Tucker 30 yd. Field Goal (15-61, 7:52)	3	3
Ravens	2	00:07	I.Likely 7 yd. pass from T.Huntley (J.Tucker kick) (11-62, 3:23)	3	10
Ravens	3	09:31	J.Tucker 51 yd. Field Goal (8-42, 5:29)	3	13
Steelers	3	03:42	C.Boswell 51 yd. Field Goal (12-43, 5:49)	6	13
Steelers	4	09:44	C.Boswell 33 yd. Field Goal (13-80, 6:02)	9	13
Steelers	4	00:56	N.Harris 10 yd. pass from K.Pickett (C.Boswell kick) (11-80, 3:20)	16	13

PITTSBURGH STEELERS

PASSING	ATT	CP	YDS	SK/YD	TD	LG	INT	RTG
Kenny Pickett	27	15	168	2/15	1	28	0	86.7
TOTAL	27	15	168	2/15	1	28	0	86.7

RUSHING	ATT	YDS	AVG	LG	TD
Najee Harris	22	111	5.0	15	0
Jaylen Warren	12	76	6.3	31	0
Gunner Olszewski	1	6	6.0	6	0
Derek Watt	1	3	3.0	3	0
Kenny Pickett	5	2	0.4	2	0
TOTAL	41	198	4.8	31	0

RECEIVING	NO	YDS	AVG	LG	TD
Pat Freiermuth	3	36	12.0	20	0
Steven Sims	3	34	11.3	28	0
Jaylen Warren	3	22	7.3	10	0
Diontae Johnson	2	35	17.5	21	0
George Pickens	2	29	14.5	15	0
Najee Harris	2	12	6.0	10t	1
TOTAL	15	168	11.2	28	1

TOP DEFENSE	TOT	SOLO	AST	SCK	YDS	INT
Robert Spillane	9	8	1	0.0	0.0	0
Minkah Fitzpatrick	9	4	5	0.0	0.0	1
Mark Robinson	7	2	5	0.0	0.0	0

FIELD GOALS	FGM/FGA PERCENT	RESULTS
Chris Boswell	3-4 75.0	21G, 48RU, 51G, 33G
TOTAL	3-4 75.0	

BALTIMORE RAVENS

PASSING	ATT	CP	YDS	SK/YD	TD	LG	INT	RTG
Tyler Huntley	21	14	130	1/10	1	19	1	79.5
TOTAL	21	14	130	1/10	1	19	1	79.5

RUSHING	ATT	YDS	AVG	LG	TD
J.K. Dobbins	17	93	5.5	22	0
Tyler Huntley	7	24	3.4	10	0
Gus Edwards	3	2	0.7	2	0
Andy Isabella	1	1	1.0	1	0
TOTAL	28	120	4.3	22	0

RECEIVING	NO	YDS	AVG	LG	TD
Mark Andrews	9	100	11.1	19	0
Isaiah Likely	3	12	4.0	11	1
DeSean Jackson	1	9	9.0	9	0
Demarcus Robinson	1	9	9.0	9	0
TOTAL	14	130	9.3	19	1

TOP DEFENSE	TOT	SOLO	AST	SCK	YDS	INT
Chuck Clark	10	6	4	0.0	0.0	0
Marcus Williams	9	5	4	0.0	0.0	0
Roquan Smith	9	4	5	0.0	0.0	0

FIELD GOALS	FGM/FGA PERCENT	RESULTS
Justin Tucker	2-2 100.0	30G, 51G
TOTAL	2-2 100.0	

Team Statistics

Steelers Ravens

First Downs	22	15
3rd-Down Eff. (Made/Att/Pct)	10/16/63%	5/12/42%
4th-Down Eff. (Made/Att/Pct)	0/0/0%	0/0/0%
Total Net Yards	351	240
Total Plays	70	50
Yards Per Play	5.0	4.8
Rushes/Net Yards	41/198	28/120
Net Passing	153	120
Pass Attempts/Completions	27/15	21/14
Had Intercepted	0	1
Sacked/Yards Lost	2/15	1/10
Punts/Average	2/49.5	4/44.8
Penalties/Yards	6/43	4/30
Fumbles/Lost	0/0	0/0
Possession Time	34:14	25:46



10

WEEK 16
Las Vegas Raiders 10, Pittsburgh Steelers 13
64,761 Acrisure Stadium Dec 24, 2022



13

Las Vegas Raiders	7	3	0	0	—	10
Pittsburgh Steelers	0	3	0	10	—	13

SCORING DRIVES

TEAM	QTR	TIME	SCORING PLAY	LV	PIT
Raiders	1	06:38	H.Renfrow 14 yd. pass from D.Carr (D.Carlson kick) (14-72, 8:22)	7	0
Steelers	2	01:49	C.Boswell 44 yd. Field Goal (15-62, 7:50)	7	3
Raiders	2	00:05	D.Carlson 40 yd. Field Goal (9-53, 1:44)	10	3
Steelers	4	09:47	C.Boswell 40 yd. Field Goal (9-33, 5:07)	10	6
Steelers	4	00:46	G.Pickens 14 yd. pass from K.Pickett (C.Boswell kick) (10-76, 2:09)	10	13

LAS VEGAS RAIDERS

PASSING	ATT	CP	YDS	SK/YD	TD	LG	INT	RTG
Derek Carr	30	16	174	3/31	1	34	3	42.2
TOTAL	30	16	174	3/31	1	34	3	42.2

RUSHING	ATT	YDS	AVG	LG	TD
Josh Jacobs	15	44	2.9	11	0
Derek Carr	3	14	4.7	9	0
Brandon Bolden	1	0	0.0	0	0
TOTAL	19	58	3.1	11	0

RECEIVING	NO	YDS	AVG	LG	TD
Darren Waller	4	58	14.5	34	0
Hunter Renfrow	4	42	10.5	14t	1
Ameer Abdullah	2	27	13.5	17	0
Foster Moreau	2	19	9.5	10	0
Davante Adams	2	15	7.5	12	0
Mack Hollins	1	7	7.0	7	0
Josh Jacobs	1	6	6.0	6	0
TOTAL	16	174	10.9	34	1

TOP DEFENSE	TOT	SOLO	AST	SCK	YDS	INT
Luke Masterson	10	6	4	0.0	0.0	0
Tre'von Moehrig	7	4	3	0.0	0.0	0
Nate Hobbs	6	5	1	0.0	0.0	0

FIELD GOALS	FGM/FGA	PERCENT	RESULTS
Daniel Carlson	1-1	100.0	40G
TOTAL	1-1	100.0	

PITTSBURGH STEELERS

PASSING	ATT	CP	YDS	SK/YD	TD	LG	INT	RTG
Kenny Pickett	39	26	244	0/0	1	25	1	81.6
TOTAL	39	26	244	0/0	1	25	1	81.6

RUSHING	ATT	YDS	AVG	LG	TD
Najee Harris	16	53	3.3	14	0
Jaylen Warren	6	23	3.8	13	0
Connor Heyward	1	21	21.0	21	0
Kenny Pickett	3	9	3.0	6	0
Derek Watt	1	0	0.0	0	0
TOTAL	27	106	3.9	21	0

RECEIVING	NO	YDS	AVG	LG	TD
Pat Freiermuth	7	66	9.4	17	0
Najee Harris	6	42	7.0	19	0
Diontae Johnson	5	64	12.8	15	0
George Pickens	5	57	11.4	25	1
Steven Sims	1	7	7.0	7	0
Jaylen Warren	1	7	7.0	7	0
Zach Gentry	1	1	1.0	1	0
TOTAL	26	244	9.4	25	1

TOP DEFENSE	TOT	SOLO	AST	SCK	YDS	INT
Robert Spillane	12	7	5	0.0	0.0	0
Cameron Heyward	7	4	3	2.0	18.0	0
Damontae Kazee	4	4	0	0.0	0.0	0

FIELD GOALS	FGM/FGA	PERCENT	RESULTS
Chris Boswell	2-4	50.0	43WL, 44G, 52WL, 40G
TOTAL	2-4	50.0	

Team Statistics

First Downs	13	19
3rd-Down Eff. (Made/Att/Pct)	6/12/50%	5/14/36%
4th-Down Eff. (Made/Att/Pct)	0/0/0%	2/2/100%
Total Net Yards	201	350
Total Plays	52	66
Yards Per Play	3.9	5.3
Rushes/Net Yards	19/58	27/106
Net Passing	143	244
Pass Attempts/Completions	30/16	39/26
Had Intercepted	3	1
Sacked/Yards Lost	3/31	0/0
Punts/Average	5/41.6	3/46.7
Penalties/Yards	2/20	3/35
Fumbles/Lost	0/0	0/0
Possession Time	27:21	32:39

Raiders Steelers



WEEK 15
Pittsburgh Steelers 24, Carolina Panthers 16
73,548 🇺🇸 Bank of America Stadium 🇺🇸 Dec 18, 2022



Pittsburgh Steelers	7	7	7	3	—	24
Carolina Panthers	0	7	0	9	—	16

SCORING DRIVES

TEAM	QTR	TIME	SCORING PLAY	PIT	CAR
Steelers	1	05:48	N.Harris 7 yd. run (C.Boswell kick) (12-67, 7:06)	7	0
Panthers	2	14:12	D.Moore 5 yd. pass from S.Darnold (E.Pineiro kick) (11-85, 6:36)	7	7
Steelers	2	08:20	J.Warren 2 yd. run (C.Boswell kick) (10-75, 5:52)	14	7
Steelers	3	03:17	M.Trubisky 1 yd. run (C.Boswell kick) (21-91,11:43)	21	7
Panthers	4	11:52	E.Pineiro 29 yd. Field Goal (11-64, 6:25)	21	10
Panthers	4	06:15	E.Pineiro 32 yd. Field Goal (7-59, 4:06)	21	13
Steelers	4	01:04	C.Boswell 50 yd. Field Goal (13-43, 5:11)	24	13
Panthers	4	00:19	E.Pineiro 52 yd. Field Goal (5-29, 0:45)	24	16

PITTSBURGH STEELERS

PASSING	ATT	CP	YDS	SK/YD	TD	LG	INT	RTG
Mitch Trubisky	22	17	179	1/10	0	38	0	100.4
TOTAL	22	17	179	1/10	0	38	0	100.4

RUSHING	ATT	YDS	AVG	LG	TD
Najee Harris	24	86	3.6	10	1
Jaylen Warren	11	38	3.5	9	1
Steven Sims	2	19	9.5	22	0
Mitch Trubisky	6	9	1.5	4	1
Diontae Johnson	1	2	2.0	2	0
Derek Watt	1	2	2.0	2	0
TOTAL	45	156	3.5	22	3

RECEIVING	NO	YDS	AVG	LG	TD
Diontae Johnson	10	98	9.8	19	0
George Pickens	2	53	26.5	38	0
Jaylen Warren	1	11	11.0	11	0
Steven Sims	1	10	10.0	10	0
Zach Gentry	1	4	4.0	4	0
Gunner Olszewski	1	3	3.0	3	0
Miles Boykin	1	0	0.0	0	0
TOTAL	17	179	10.5	38	0

TOP DEFENSE	TOT	SOLO	AST	SCK	YDS	INT
Robert Spillane	7	6	1	0.0	0.0	0
Larry Ogunjobi	5	3	2	0.0	0.0	0
Terrell Edmunds	4	4	0	0.0	0.0	0

FIELD GOALS	FGM/FGA	PERCENT	RESULTS
Chris Boswell	1-1	100.0	50G
TOTAL	1-1	100.0	

CAROLINA PANTHERS

PASSING	ATT	CP	YDS	SK/YD	TD	LG	INT	RTG
Sam Darnold	23	14	225	4/37	1	45	0	108.1
TOTAL	23	14	225	4/37	1	45	0	108.1

RUSHING	ATT	YDS	AVG	LG	TD
Chuba Hubbard	4	10	2.5	3	0
D'Onta Foreman	10	9	0.9	5	0
Sam Darnold	2	2	1.0	3	0
TOTAL	16	21	1.3	5	0

RECEIVING	NO	YDS	AVG	LG	TD
DJ Moore	5	73	14.6	26	1
Chuba Hubbard	3	57	19.0	45	0
Terrace Marshall Jr.	3	51	17.0	40	0
Tommy Tremble	2	20	10.0	17	0
Shi Smith	1	24	24.0	24	0
TOTAL	14	225	16.1	45	1

TOP DEFENSE	TOT	SOLO	AST	SCK	YDS	INT
Jeremy Chinn	14	11	3	0.0	0.0	0
Shaq Thompson	12	7	5	0.0	0.0	0
Frankie Luvu	9	3	6	1.0	10.0	0

FIELD GOALS	FGM/FGA	PERCENT	RESULTS
Eddy Piñeiro	3-3	100.0	29G, 32G, 52G
TOTAL	3-3	100.0	

Team Statistics

First Downs	22	12
3rd-Down Eff. (Made/Att/Pct)	12/16/75%	4/11/36%
4th-Down Eff. (Made/Att/Pct)	0/0/0%	0/0/0%
Total Net Yards	325	209
Total Plays	68	43
Yards Per Play	4.8	4.9
Rushes/Net Yards	45/156	16/21
Net Passing	169	188
Pass Attempts/Completions	22/17	23/14
Had Intercepted	0	0
Sacked/Yards Lost	1/10	4/37
Punts/Average	3/45.3	4/48.5
Penalties/Yards	7/81	5/40
Fumbles/Lost	0/0	1/0
Possession Time	36:11	23:49

Steelers Panthers



WEEK 14
Baltimore Ravens 16, Pittsburgh Steelers 14
66,326 Acrisure Stadium Dec 11, 2022



Baltimore Ravens	10	3	0	3	—	16
Pittsburgh Steelers	7	0	0	7	—	14

SCORING DRIVES

TEAM	QTR	TIME	SCORING PLAY	BAL	PIT
Ravens	1	04:46	J.Tucker 42 yd. Field Goal (11-51, 5:38)	3	0
Ravens	1	02:31	J.Dobbins 4 yd. run (J.Tucker kick) (2-48, 0:45)	10	0
Steelers	1	00:13	N.Harris 1 yd. run (C.Boswell kick) (5-64, 2:18)	10	7
Ravens	2	01:03	J.Tucker 35 yd. Field Goal (10-54, 4:32)	13	7
Ravens	4	03:19	J.Tucker 30 yd. Field Goal (13-57, 7:55)	16	7
Steelers	4	02:30	P.Freiermuth 10 yd. pass from M.Trubisky (C.Boswell kick) (5-75, 0:49)	16	14

BALTIMORE RAVENS

PASSING	ATT	CP	YDS	SK/YD	TD	LG	INT	RTG
Tyler Huntley	12	8	88	1/6	0	25	0	88.2
Anthony Brown	5	3	16	1/4	0	7	0	65.4
TOTAL	17	11	104	2/10	0	25	0	81.5

RUSHING	ATT	YDS	AVG	LG	TD
J.K. Dobbins	15	120	8.0	44	1
Gus Edwards	13	66	5.1	16	0
Tyler Huntley	9	31	3.4	11	0
Patrick Ricard	1	2	2.0	2	0
Kenyan Drake	1	1	1.0	1	0
Anthony Brown	3	-5	-1.7	-1	0
TOTAL	42	215	5.1	44	1

RECEIVING	NO	YDS	AVG	LG	TD
Demarcus Robinson	5	52	10.4	23	0
DeSean Jackson	2	34	17.0	25	0
Mark Andrews	2	17	8.5	10	0
Kenyan Drake	2	1	0.5	1	0
TOTAL	11	104	9.5	25	0

TOP DEFENSE	TOT	SOLO	AST	SCK	YDS	INT
Marlon Humphrey	6	5	1	0.0	0.0	0
Chuck Clark	6	4	2	0.0	0.0	0
Patrick Queen	6	4	2	0.0	0.0	1

FIELD GOALS	FGM/FGA	PERCENT	RESULTS
Justin Tucker	3-3	100.0	42G, 35G, 30G
TOTAL	3-3	100.0	

PITTSBURGH STEELERS

PASSING	ATT	CP	YDS	SK/YD	TD	LG	INT	RTG
Mitch Trubisky	30	22	276	1/5	1	42	3	73.1
Kenny Pickett	1	0	0	1/7	0	0	0	39.6
TOTAL	31	22	276	2/12	1	42	3	69.5

RUSHING	ATT	YDS	AVG	LG	TD
Najee Harris	12	33	2.8	8	1
Kenny Pickett	2	16	8.0	13	0
Jaylen Warren	3	11	3.7	8	0
Benny Snell Jr.	2	4	2.0	3	0
Steven Sims	1	1	1.0	1	0
TOTAL	20	65	3.3	13	1

RECEIVING	NO	YDS	AVG	LG	TD
Diontae Johnson	6	82	13.7	37	0
Steven Sims	4	30	7.5	11	0
George Pickens	3	78	26.0	42	0
Pat Freiermuth	3	33	11.0	14	1
Najee Harris	2	17	8.5	10	0
Jaylen Warren	2	16	8.0	14	0
Connor Heyward	1	13	13.0	13	0
Gunner Olszewski	1	7	7.0	7	0
TOTAL	22	276	12.5	42	1

TOP DEFENSE	TOT	SOLO	AST	SCK	YDS	INT
Minkah Fitzpatrick	11	6	5	0.0	0.0	0
Terrell Edmunds	9	3	6	0.0	0.0	0
Myles Jack	7	4	3	0.0	0.0	0

FIELD GOALS	FGM/FGA	PERCENT	RESULTS
Chris Boswell	0-1	0.0	40B
TOTAL	0-1	0.0	

Team Statistics

First Downs	18	23
3rd-Down Eff. (Made/Att/Pct)	4/13/31%	4/8/50%
4th-Down Eff. (Made/Att/Pct)	1/2/50%	0/0/0%
Total Net Yards	309	329
Total Plays	61	53
Yards Per Play	5.1	6.2
Rushes/Net Yards	42/215	20/65
Net Passing	94	264
Pass Attempts/Completions	17/11	31/22
Had Intercepted	0	3
Sacked/Yards Lost	2/10	2/12
Punts/Average	3/41.3	3/37.0
Penalties/Yards	5/46	2/15
Fumbles/Lost	2/0	0/0
Possession Time	32:59	27:01

Ravens Steelers



WEEK 13
Pittsburgh Steelers 19, Atlanta Falcons 16
70,325 Mercedes-Benz Stadium Dec 4, 2022



Pittsburgh Steelers	3	13	3	0	—	19
Atlanta Falcons	0	6	7	3	—	16

SCORING DRIVES

TEAM	QTR	TIME	SCORING PLAY	PIT	ATL
Steelers	1	07:33	M.Wright 46 yd. Field Goal (16-47, 7:27)	3	0
Steelers	2	13:34	M.Wright 46 yd. Field Goal (12-58, 5:23)	6	0
Falcons	2	09:15	Y.Koo 50 yd. Field Goal (8-42, 4:19)		6
Steelers	2	07:06	Co.Heyward 17 yd. pass from K.Pickett (M.Wright kick) (4-75, 2:09)	13	3
Falcons	2	05:05	Y.Koo 51 yd. Field Goal (5-42, 2:01)	13	6
Steelers	2	01:29	M.Wright 48 yd. Field Goal (9-45, 3:36)	16	6
Steelers	3	04:46	M.Wright 33 yd. Field Goal (14-75, 7:36)	19	6
Falcons	3	00:43	M.Pruitt 7 yd. pass from M.Mariota (Y.Koo kick) (8-75, 4:03)	19	13
Falcons	4	05:27	Y.Koo 28 yd. Field Goal (16-64, 9:21)	19	16

PITTSBURGH STEELERS

PASSING	ATT	CP	YDS	SK/YD	TD	LG	INT	RTG
Kenny Pickett	28	16	197	0/0	1	57	0	90.9
TOTAL	28	16	197	0/0	1	57	0	90.9

RUSHING	ATT	YDS	AVG	LG	TD
Najee Harris	17	86	5.1	14	0
Benny Snell Jr.	6	24	4.0	6	0
Steven Sims	3	19	6.3	10	0
Kenny Pickett	7	14	2.0	9	0
Jaylen Warren	1	5	5.0	5	0
Derek Watt	1	4	4.0	4	0
Gunner Olszewski	2	2	1.0	2	0
TOTAL	37	154	4.2	14	0

RECEIVING	NO	YDS	AVG	LG	TD
Diontae Johnson	5	60	12.0	20	0
Pat Freiermuth	3	76	25.3	57	0
Jaylen Warren	2	14	7.0	7	0
Connor Heyward	1	17	17.0	17	1
Benny Snell Jr.	1	11	11.0	11	0
Zach Gentry	1	8	8.0	8	0
Najee Harris	1	6	6.0	6	0
Derek Watt	1	3	3.0	3	0
George Pickens	1	2	2.0	2	0
TOTAL	16	197	12.3	57	1

TOP DEFENSE	TOT	SOLO	AST	SCK	YDS	INT
Minkah Fitzpatrick	7	5	2	0.0	0.0	1
Levi Wallace	6	3	3	0.0	0.0	0
Myles Jack	5	2	3	0.0	0.0	0

FIELD GOALS	FGM/FGA	PERCENT	RESULTS
Matthew Wright	4-4	100.0	46G, 46G, 48G, 33G
TOTAL	4-4	100.0	

ATLANTA FALCONS

PASSING	ATT	CP	YDS	SK/YD	TD	LG	INT	RTG
Marcus Mariota	24	13	167	1/7	1	37	1	72.7
TOTAL	24	13	167	1/7	1	37	1	72.7

RUSHING	ATT	YDS	AVG	LG	TD
Cordarrelle Patterson	11	60	5.5	22	0
Tyler Allgeier	10	52	5.2	20	0
Caleb Huntley	4	17	4.3	6	0
Marcus Mariota	3	17	5.7	9	0
TOTAL	28	146	5.2	22	0

RECEIVING	NO	YDS	AVG	LG	TD
Drake London	6	95	15.8	37	0
Anthony Firkser	2	24	12.0	15	0
Olamide Zaccheaus	2	13	6.5	10	0
Parker Hesse	1	16	16.0	16	0
Damiere Byrd	1	12	12.0	12	0
MyCole Pruitt	1	7	7.0	7	1
TOTAL	13	167	12.8	37	1

TOP DEFENSE	TOT	SOLO	AST	SCK	YDS	INT
Rashaan Evans	15	5	10	0.0	0.0	0
Richie Grant	9	4	5	0.0	0.0	0
Mykal Walker	8	2	6	0.0	0.0	0

FIELD GOALS	FGM/FGA	PERCENT	RESULTS
Youngbue Koo	3-3	100.0	50G, 51G, 28G
TOTAL	3-3	100.0	

Team Statistics Steelers Falcons

First Downs	22	18
3rd-Down Eff. (Made/Att/Pct)	6/12/50%	3/10/30%
4th-Down Eff. (Made/Att/Pct)	0/0/0%	1/1/100%
Total Net Yards	351	306
Total Plays	65	53
Yards Per Play	5.4	5.8
Rushes/Net Yards	37/154	28/146
Net Passing	197	160
Pass Attempts/Completions	28/16	24/13
Had Intercepted	0	1
Sacked/Yards Lost	0/0	1/7
Punts/Average	2/42.5	3/45.7
Penalties/Yards	7/30	6/48
Fumbles/Lost	1/0	0/0
Possession Time	32:55	27:05



WEEK 12
Pittsburgh Steelers 24, Indianapolis Colts 17
65,982 Lucas Oil Stadium Nov 28, 2022



Pittsburgh Steelers	3	13	0	8	—	24
Indianapolis Colts	0	3	14	0	—	17

SCORING DRIVES

TEAM	QTR	TIME	SCORING PLAY	PIT	IND
Steelers	1	09:27	M.Wright 45 yd. Field Goal (10-48, 5:33)	3	0
Steelers	2	14:09	M.Wright 52 yd. Field Goal (8-27, 3:51)	6	0
Steelers	2	07:46	N.Harris 6 yd. run (M.Wright kick) (10-79, 5:31)	13	0
Colts	2	03:48	C.McLaughlin 51 yd. Field Goal (10-42, 3:58)	13	3
Steelers	2	00:56	M.Wright 25 yd. Field Goal (12-68, 2:52)	16	3
Colts	3	13:04	J.Taylor 2 yd. run (C.McLaughlin kick) (4-19, 1:56)	16	10
Colts	3	00:16	M.Pittman 6 yd. pass from M.Ryan (C.McLaughlin kick) (6-55, 2:41)	16	17
Steelers	4	09:55	B.Snell 2 yd. run (K.Pickett-G.Pickens pass) (11-75, 5:21)	24	17

PITTSBURGH STEELERS

PASSING	ATT	CP	YDS	SK/YD	TD	LG	INT	RTG
Kenny Pickett	28	20	174	3/23	0	35	0	87.5
TOTAL	28	20	174	3/23	0	35	0	87.5

RUSHING	ATT	YDS	AVG	LG	TD
Benny Snell Jr.	12	62	5.2	16	1
Najee Harris	10	35	3.5	8	1
Kenny Pickett	6	32	5.3	9	0
Anthony McFarland Jr.	6	30	5.0	14	0
Gunner Olszewski	1	9	9.0	9	0
Derek Watt	1	4	4.0	4	0
TOTAL	36	172	4.8	16	2

RECEIVING	NO	YDS	AVG	LG	TD
Diontae Johnson	5	49	9.8	11	0
George Pickens	3	57	19.0	35	0
Pat Freiermuth	3	39	13.0	17	0
Anthony McFarland Jr.	2	11	5.5	12	0
Steven Sims	2	9	4.5	6	0
Benny Snell Jr.	1	6	6.0	6	0
Najee Harris	1	4	4.0	4	0
Cody White	1	2	2.0	2	0
Derek Watt	1	1	1.0	1	0
Zach Gentry	1	-4	-4.0	-4	0
TOTAL	20	174	8.7	35	0

TOP DEFENSE	TOT	SOLO	AST	SCK	YDS	INT
Devin Bush	8	2	6	0.0	0.0	0
Minkah Fitzpatrick	7	5	2	0.0	0.0	0
Myles Jack	7	5	2	0.0	0.0	0

FIELD GOALS	FGM/FGA	PERCENT	RESULTS
Matthew Wright	3-3	100.0	45G, 52G, 25G
TOTAL	3-3	100.0	

INDIANAPOLIS COLTS

PASSING	ATT	CP	YDS	SK/YD	TD	LG	INT	RTG
Matt Ryan	34	22	199	3/19	1	28	1	77.9
TOTAL	34	22	199	3/19	1	28	1	77.9

RUSHING	ATT	YDS	AVG	LG	TD
Jonathan Taylor	20	86	4.3	13	1
Matt Ryan	4	22	5.5	14	0
Zack Moss	1	2	2.0	2	0
TOTAL	25	110	4.4	14	1

RECEIVING	NO	YDS	AVG	LG	TD
Jelani Woods	8	98	12.3	28	0
Michael Pittman Jr.	7	61	8.7	28	1
Jonathan Taylor	3	12	4.0	9	0
Mo Alie-Cox	2	14	7.0	11	0
Parris Campbell	2	14	7.0	8	0
TOTAL	22	199	9.0	28	1

TOP DEFENSE	TOT	SOLO	AST	SCK	YDS	INT
Zaire Franklin	11	5	6	0.0	0.0	0
Kenny Moore II	10	7	3	0.0	0.0	0
Stephon Gilmore	7	4	3	0.0	0.0	0

FIELD GOALS	FGM/FGA	PERCENT	RESULTS
Chase McLaughlin	1-2	50.0	51G, 59B
TOTAL	1-2	50.0	

Team Statistics Steelers Colts

First Downs	22	19
3rd-Down Eff. (Made/Att/Pct)	7/14/50%	3/12/25%
4th-Down Eff. (Made/Att/Pct)	0/0/0%	2/3/67%
Total Net Yards	323	290
Total Plays	67	62
Yards Per Play	4.8	4.7
Rushes/Net Yards	36/172	25/110
Net Passing	151	180
Pass Attempts/Completions	28/20	34/22
Had Intercepted	0	1
Sacked/Yards Lost	3/23	3/19
Punts/Average	4/45.5	3/50.0
Penalties/Yards	3/19	2/20
Fumbles/Lost	0/0	3/1
Possession Time	34:22	25:38



WEEK 11
Cincinnati Bengals 37, Pittsburgh Steelers 30
66,401 🌤️ Acrisure Stadium 🌤️ Nov 20, 2022



Cincinnati Bengals	10	7	10	10	—	37
Pittsburgh Steelers	3	17	3	7	—	30

SCORING DRIVES

TEAM	QTR	TIME	SCORING PLAY	CIN	PIT
Bengals	1	08:54	E.McPherson 45 yd. Field Goal (5-30, 2:09)	3	0
Steelers	1	04:37	M.Wright 42 yd. Field Goal (9-41, 4:17)	3	3
Bengals	1	00:39	S.Perine 29 yd. pass from J.Burrow (E.McPherson kick) (6-79, 3:58)	10	3
Steelers	2	12:58	N.Harris 19 yd. run (M.Wright kick) (8-56, 2:41)	10	10
Bengals	2	06:38	S.Perine 11 yd. pass from J.Burrow (E.McPherson kick) (10-92, 6:20)	17	10
Steelers	2	01:47	G.Pickens 24 yd. pass from K.Pickett (M.Wright kick) (10-65, 4:51)	17	16
Steelers	2	00:00	M.Wright 30 yd. Field Goal (5-44, 0:31)	17	20
Bengals	3	07:02	T.Irwin 1 yd. pass from J.Burrow (E.McPherson kick) (7-59, 3:05)	24	20
Steelers	3	04:28	M.Wright 34 yd. Field Goal (4-6, 0:55)	24	23
Bengals	3	00:31	E.McPherson 54 yd. Field Goal (9-22, 3:57)	27	23
Bengals	4	04:30	S.Perine 6 yd. pass from J.Burrow (E.McPherson kick) (8-93, 5:03)	34	23
Bengals	4	03:18	E.McPherson 44 yd. Field Goal (4-2, 0:17)	37	23
Steelers	4	00:45	N.Harris 1 yd. run (M.Wright kick) (9-72, 2:33)	37	30

CINCINNATI BENGALS

PASSING	ATT	CP	YDS	SK/YD	TD	LG	INT	RTG
Joe Burrow	39	24	355	2/9	4	33	2	104.1
TOTAL	39	24	355	2/9	4	33	2	104.1

RUSHING	ATT	YDS	AVG	LG	TD
Samaje Perine	11	30	2.7	8	0
Joe Mixon	7	20	2.9	7	0
Trayveon Williams	2	7	3.5	8	0
Joe Burrow	4	5	1.3	5	0
TOTAL	24	62	2.6	8	0

RECEIVING	NO	YDS	AVG	LG	TD
Tee Higgins	9	148	16.4	33	0
Samaje Perine	4	52	13.0	29t	3
Trenton Irwin	3	42	14.0	32	1
Joe Mixon	3	42	14.0	24	0
Tyler Boyd	2	42	21.0	27	0
Hayden Hurst	2	28	14.0	21	0
Trent Taylor	1	1	1.0	1	0
TOTAL	24	355	14.8	33	4

TOP DEFENSE	TOT	SOLO	AST	SCK	YDS	INT
Cam Taylor-Britt	12	9	3	0.0	0.0	0
Germaine Pratt	8	6	2	0.0	0.0	0
Logan Wilson	8	5	3	0.0	0.0	0

FIELD GOALS	FGM/FGA	PERCENT	RESULTS
Evan McPherson	3-3	100.0	45G, 54G, 44G
TOTAL	3-3	100.0	

PITTSBURGH STEELERS

PASSING	ATT	CP	YDS	SK/YD	TD	LG	INT	RTG
Kenny Pickett	42	25	265	2/16	1	33	0	85.9
TOTAL	42	25	265	2/16	1	33	0	85.9

RUSHING	ATT	YDS	AVG	LG	TD
Najee Harris	20	90	4.5	19t	2
Kenny Pickett	2	14	7.0	14	0
Diontae Johnson	1	1	1.0	1	0
Steven Sims	1	-3	-3.0	-3	0
TOTAL	24	102	4.3	19t	2

RECEIVING	NO	YDS	AVG	LG	TD
Pat Freiermuth	8	79	9.9	27	0
George Pickens	4	83	20.8	33	1
Najee Harris	4	26	6.5	12	0
Diontae Johnson	4	21	5.3	8	0
Gunner Olszewski	2	39	19.5	31	0
Zach Gentry	2	8	4.0	9	0
Jaylen Warren	1	9	9.0	9	0
TOTAL	25	265	10.6	33	1

TOP DEFENSE	TOT	SOLO	AST	SCK	YDS	INT
Myles Jack	9	5	4	0.0	0.0	0
Cameron Heyward	7	4	3	1.0	3.0	0
Devin Bush	7	2	5	0.0	0.0	0

FIELD GOALS	FGM/FGA	PERCENT	RESULTS
Matthew Wright	3-3	100.0	42G, 30G, 34G
TOTAL	3-3	100.0	

Team Statistics

First Downs	22	17
3rd-Down Eff. (Made/Att/Pct)	3/9/33%	8/17/47%
4th-Down Eff. (Made/Att/Pct)	0/0/0%	0/1/0%
Total Net Yards	408	351
Total Plays	65	68
Yards Per Play	6.3	5.2
Rushes/Net Yards	24/62	24/102
Net Passing	346	249
Pass Attempts/Completions	39/24	42/25
Had Intercepted	2	0
Sacked/Yards Lost	2/9	2/16
Punts/Average	3/54.0	6/45.5
Penalties/Yards	6/44	8/70
Fumbles/Lost	0/0	1/0
Possession Time	31:36	28:24

Bengals Steelers



WEEK 10
New Orleans Saints 10, Pittsburgh Steelers 20
66,544 🌈 Acrisure Stadium 🌈 Nov 13, 2022



New Orleans Saints	0	10	0	0	—	10
Pittsburgh Steelers	7	3	0	10	—	20

SCORING DRIVES

TEAM	QTR	TIME	SCORING PLAY	NO	PIT
Steelers	1	05:06	G.Pickens 1 yd. run (M.Wright kick) (12:57, 5:53)	0	7
Steelers	2	14:17	M.Wright 33 yd. Field Goal (8:65, 2:54)	0	10
Saints	2	06:40	W.Lutz 44 yd. Field Goal (9:40, 4:04)	3	10
Saints	2	00:19	J.Johnson 15 yd. pass from A.Dalton (W.Lutz kick) (6:71, 1:34)	10	10
Steelers	4	13:43	M.Wright 33 yd. Field Goal (11:83, 6:22)	10	13
Steelers	4	08:38	K.Pickett 1 yd. run (M.Wright kick) (8:44, 3:38)	10	20

NEW ORLEANS SAINTS

PASSING	ATT	CP	YDS	SK/YD	TD	LG	INT	RTG
Andy Dalton	27	17	174	2/17	1	18	2	62.9
Taysom Hill	1	0	0	0/0	0	0	0	39.6
TOTAL	28	17	174	2/17	1	18	2	60.7

RUSHING	ATT	YDS	AVG	LG	TD
Alvin Kamara	8	26	3.3	14	0
Andy Dalton	3	1	0.3	1	0
Taysom Hill	3	1	0.3	1	0
Jordan Howard	1	1	1.0	1	0
TOTAL	15	29	1.9	14	0

RECEIVING	NO	YDS	AVG	LG	TD
Juwan Johnson	5	44	8.8	15t	1
Chris Olave	3	40	13.3	14	0
Jarvis Landry	3	37	12.3	17	0
Alvin Kamara	3	19	6.3	10	0
Adam Trautman	2	22	11.0	18	0
Rashid Shaheed	1	12	12.0	12	0
TOTAL	17	174	10.2	18	1

TOP DEFENSE	TOT	SOLO	AST	SCK	YDS	INT
P.J. Williams	11	9	2	0.0	0.0	0
Demario Davis	8	3	5	0.0	0.0	0
Tyrann Mathieu	7	5	2	0.0	0.0	0

FIELD GOALS	FGM/FGA	PERCENT	RESULTS
Wil Lutz	1-1	100.0	44G
TOTAL	1-1	100.0	

PITTSBURGH STEELERS

PASSING	ATT	CP	YDS	SK/YD	TD	LG	INT	RTG
Kenny Pickett	30	18	199	6/37	0	36	0	79.7
TOTAL	30	18	199	6/37	0	36	0	79.7

RUSHING	ATT	YDS	AVG	LG	TD
Najee Harris	20	99	5.0	36	0
Kenny Pickett	8	51	6.4	23	1
Jaylen Warren	9	37	4.1	21	0
George Pickens	2	23	11.5	22	1
Derek Watt	2	5	2.5	3	0
Steven Sims	2	2	1.0	3	0
TOTAL	43	217	5.0	36	2

RECEIVING	NO	YDS	AVG	LG	TD
Diontae Johnson	4	63	15.8	36	0
Pat Freiermuth	4	36	9.0	12	0
Jaylen Warren	3	40	13.3	26	0
George Pickens	3	32	10.7	14	0
Connor Heyward	2	9	4.5	8	0
Steven Sims	1	15	15.0	15	0
Gunner Olszewski	1	4	4.0	4	0
TOTAL	18	199	11.1	36	0

TOP DEFENSE	TOT	SOLO	AST	SCK	YDS	INT
Robert Spillane	7	5	2	0.0	0.0	0
Levi Wallace	5	5	0	0.0	0.0	1
Alex Highsmith	5	3	2	2.0	17.0	0

FIELD GOALS	FGM/FGA	PERCENT	RESULTS
Matthew Wright	2-4	50.0	33G, 39WL, 33G, 48WL
TOTAL	2-4	50.0	

Team Statistics

First Downs	10	28
3rd-Down Eff. (Made/Att/Pct)	3/12/25%	9/17/53%
4th-Down Eff. (Made/Att/Pct)	0/1/0%	1/1/100%
Total Net Yards	186	379
Total Plays	45	79
Yards Per Play	4.1	4.8
Rushes/Net Yards	15/29	43/217
Net Passing	157	162
Pass Attempts/Completions	28/17	30/18
Had Intercepted	2	0
Sacked/Yards Lost	2/17	6/37
Punts/Average	5/51.8	3/41.0
Penalties/Yards	10/74	3/40
Fumbles/Lost	2/0	1/0
Possession Time	21:04	38:56

Saints Steelers



WEEK 8
Pittsburgh Steelers 13, Philadelphia Eagles 35
69,879 🇺🇸 Lincoln Financial Field 🇺🇸 Oct 30, 2022



Pittsburgh Steelers	7	3	3	0	—	13
Philadelphia Eagles	7	14	7	7	—	35

SCORING DRIVES

TEAM	QTR	TIME	SCORING PLAY	PIT	PHI
Eagles	1	09:23	A.Brown 39 yd. pass from J.Hurts (J.Elliott kick) (9-68, 3:46)	0	7
Steelers	1	01:57	D.Watt 1 yd. pass from C.Claypool (N.Sciba kick) (13-75, 7:26)	7	7
Eagles	2	12:48	A.Brown 27 yd. pass from J.Hurts (J.Elliott kick) (11-79, 4:09)	7	14
Eagles	2	06:13	A.Brown 29 yd. pass from J.Hurts (J.Elliott kick) (3-60, 1:09)	7	21
Steelers	2	01:02	N.Sciba 38 yd. Field Goal (12-45, 5:11)	10	21
Eagles	3	12:53	Z.Pascal 34 yd. pass from J.Hurts (J.Elliott kick) (5-75, 2:07)	10	28
Steelers	3	05:55	N.Sciba 29 yd. Field Goal (15-64, 6:58)	13	28
Eagles	4	12:35	M.Sanders 11 yd. run (J.Elliott kick) (2-54, 0:55)	13	35

PITTSBURGH STEELERS

PASSING	ATT	CP	YDS	SK/YD	TD	LG	INT	RTG
Kenny Pickett	38	25	191	6/38	0	25	1	66.9
Najee Harris	1	1	4	0/0	0	4	0	83.3
Chase Claypool	1	1	1	0/0	1	11	0	118.8
TOTAL	40	27	196	6/38	1	25	1	76.7

RUSHING	ATT	YDS	AVG	LG	TD
Jaylen Warren	6	50	8.3	19	0
Kenny Pickett	7	37	5.3	11	0
Najee Harris	8	32	4.0	18	0
Steven Sims	2	21	10.5	11	0
Marcus Allen	1	4	4.0	4	0
TOTAL	24	144	6.0	19	0

RECEIVING	NO	YDS	AVG	LG	TD
Najee Harris	6	26	4.3	9	0
Diontae Johnson	5	35	7.0	14	0
Pat Freiermuth	4	57	14.3	21	0
Chase Claypool	4	45	11.3	25	0
Jaylen Warren	3	25	8.3	15	0
Derek Watt	2	6	3.0	5	1
Steven Sims	2	-1	-0.5	2	0
Zach Gentry	1	3	3.0	3	0
TOTAL	27	196	7.3	25	1

TOP DEFENSE	TOT	SOLO	AST	SCK	YDS	INT
Minkah Fitzpatrick	6	5	1	0.0	0.0	0
Ahkello Witherspoon	5	5	0	0.0	0.0	0
Cameron Sutton	4	4	0	0.0	0.0	0

FIELD GOALS	FGM/FGA	PERCENT	RESULTS
Nick Sciba	2-2	100.0	38G, 29G
TOTAL	2-2	100.0	

PHILADELPHIA EAGLES

PASSING	ATT	CP	YDS	SK/YD	TD	LG	INT	RTG
Jalen Hurts	28	19	285	3/18	4	43	0	140.6
Gardner Minshew	2	1	23	0/0	0	23	0	91.7
TOTAL	30	20	308	3/18	4	43	0	140.0

RUSHING	ATT	YDS	AVG	LG	TD
Miles Sanders	9	78	8.7	21	1
Boston Scott	7	21	3.0	8	0
Jalen Hurts	2	10	5.0	8	0
Kenneth Gainwell	1	3	3.0	3	0
Gardner Minshew	1	-1	-1.0	-1	0
TOTAL	20	111	5.6	21	1

RECEIVING	NO	YDS	AVG	LG	TD
A.J. Brown	6	156	26.0	43	3
Dallas Goedert	6	64	10.7	17	0
DeVonta Smith	5	23	4.6	14	0
Zach Pascal	2	57	28.5	34t	1
Kenneth Gainwell	1	8	8.0	8	0
TOTAL	20	308	15.4	43	4

TOP DEFENSE	TOT	SOLO	AST	SCK	YDS	INT
T.J. Edwards	12	8	4	0.0	0.0	0
Kyzir White	11	5	6	0.0	0.0	0
C.J. Gardner-Johnson	8	7	1	1.0	11.0	1

FIELD GOALS	FGM/FGA	PERCENT	RESULTS
No Field Goals			

Team Statistics

Steelers Eagles

First Downs	21	20
3rd-Down Eff. (Made/Att/Pct)	1/12/8%	7/12/58%
4th-Down Eff. (Made/Att/Pct)	4/4/100%	1/1/100%
Total Net Yards	302	401
Total Plays	70	53
Yards Per Play	4.3	7.6
Rushes/Net Yards	24/144	20/111
Net Passing	158	290
Pass Attempts/Completions	40/27	30/20
Had Intercepted	1	0
Sacked/Yards Lost	6/38	3/18
Punts/Average	4/45.0	4/45.8
Penalties/Yards	9/60	8/60
Fumbles/Lost	2/1	0/0
Possession Time	34:18	25:42



WEEK 7
Pittsburgh Steelers 10, Miami Dolphins 16
66,224 🌈 Hard Rock Stadium 🌈 Oct 23, 2022



Pittsburgh Steelers	0	10	0	0	—	10
Miami Dolphins	13	3	0	0	—	16

SCORING DRIVES

TEAM	QTR	TIME	SCORING PLAY	PIT	MIA
Dolphins	1	10:45	R.Mostert 8 yd. pass from T.Tagovailoa (J.Sanders kick) (9-71, 4:15)	0	7
Dolphins	1	05:32	J.Sanders 24 yd. Field Goal (8-59, 3:59)	0	10
Dolphins	1	02:27	J.Sanders 42 yd. Field Goal (7-30, 2:12)	0	13
Steelers	2	11:44	C.Boswell 45 yd. Field Goal (12-48, 5:43)	3	13
Steelers	2	01:50	G.Pickens 7 yd. pass from K.Pickett (C.Boswell kick) (13-86, 7:29)	10	13
Dolphins	2	00:02	J.Sanders 47 yd. Field Goal (8-56, 1:48)	10	16

PITTSBURGH STEELERS

PASSING	ATT	CP	YDS	SK/YD	TD	LG	INT	RTG
Kenny Pickett	44	32	257	2/11	1	30	3	66.2
TOTAL	44	32	257	2/11	1	30	3	66.2

RUSHING	ATT	YDS	AVG	LG	TD
Najee Harris	17	65	3.8	16	0
Kenny Pickett	3	20	6.7	16	0
Jaylen Warren	2	7	3.5	4	0
Diontae Johnson	1	3	3.0	3	0
TOTAL	23	95	4.1	16	0

RECEIVING	NO	YDS	AVG	LG	TD
Pat Freiermuth	8	75	9.4	21	0
George Pickens	6	61	10.2	30	1
Diontae Johnson	5	42	8.4	14	0
Chase Claypool	5	41	8.2	12	0
Najee Harris	3	15	5.0	12	0
Jaylen Warren	2	17	8.5	10	0
Zach Gentry	2	0	0.0	4	0
Connor Heyward	1	6	6.0	6	0
TOTAL	32	257	8.0	30	1

TOP DEFENSE	TOT	SOLO	AST	SCK	YDS	INT
Myles Jack	10	7	3	0.0	0.0	0
Devin Bush	6	5	1	0.0	0.0	0
Minkah Fitzpatrick	6	4	2	0.0	0.0	0

FIELD GOALS	FGM/FGA	PERCENT	RESULTS
Chris Boswell	1-1	100.0	45G
TOTAL	1-1	100.0	

MIAMI DOLPHINS

PASSING	ATT	CP	YDS	SK/YD	TD	LG	INT	RTG
Tua Tagovailoa	35	21	261	0/0	1	32	0	92.7
TOTAL	35	21	261	0/0	1	32	0	92.7

RUSHING	ATT	YDS	AVG	LG	TD
Raheem Mostert	16	79	4.9	12	0
Chase Edmonds	7	17	2.4	9	0
Tua Tagovailoa	4	15	3.8	7	0
TOTAL	27	111	4.1	12	0

RECEIVING	NO	YDS	AVG	LG	TD
Tyreek Hill	7	72	10.3	21	0
Jaylen Waddle	4	88	22.0	25	0
Raheem Mostert	4	30	7.5	18	1
Trent Sherfield	3	44	14.7	32	0
Mike Gesicki	3	27	9.0	18	0
TOTAL	21	261	12.4	32	1

TOP DEFENSE	TOT	SOLO	AST	SCK	YDS	INT
Andrew Van Ginkel	8	5	3	0.0	0.0	0
Jaelan Phillips	8	4	4	1.5	11.0	0
Justin Bethel	7	6	1	0.0	0.0	1

FIELD GOALS	FGM/FGA	PERCENT	RESULTS
Jason Sanders	3-3	100.0	24G, 42G, 47G
TOTAL	3-3	100.0	

Team Statistics

First Downs	19	17
3rd-Down Eff. (Made/Att/Pct)	4/14/29%	4/14/29%
4th-Down Eff. (Made/Att/Pct)	2/2/100%	0/1/0%
Total Net Yards	341	372
Total Plays	69	62
Yards Per Play	4.9	6.0
Rushes/Net Yards	23/95	27/111
Net Passing	246	261
Pass Attempts/Completions	44/32	35/21
Had Intercepted	3	0
Sacked/Yards Lost	2/11	0/0
Punts/Average	6/41.8	6/42.7
Penalties/Yards	5/40	5/30
Fumbles/Lost	0/0	0/0
Possession Time	33:16	26:44

Steelers Dolphins



18

WEEK 6
Tampa Bay Buccaneers 18, Pittsburgh Steelers 20
67,307 Acrisure Stadium Oct 16, 2022



20

Tampa Bay Buccaneers	3	6	3	6	—	18
Pittsburgh Steelers	7	3	3	7	—	20

SCORING DRIVES

TEAM	QTR	TIME	SCORING PLAY	TB	PIT
Steelers	1	07:38	N.Harris 6 yd. pass from K.Pickett (C.Boswell kick) (11-66, 6:24)	0	7
Buccaneers	1	02:50	R.Succop 30 yd. Field Goal (12-60, 4:48)	3	7
Buccaneers	2	11:01	R.Succop 27 yd. Field Goal (11-45, 5:24)	6	7
Steelers	2	04:07	C.Boswell 55 yd. Field Goal (12-44, 6:54)	6	10
Buccaneers	2	00:00	R.Succop 54 yd. Field Goal (4-15, 0:23)	9	10
Steelers	3	13:55	C.Boswell 25 yd. Field Goal (4-5, 1:05)	9	13
Buccaneers	3	07:24	R.Succop 24 yd. Field Goal (14-69, 6:31)	12	13
Steelers	4	09:55	C.Claypool 6 yd. pass from M.Trubisky (C.Boswell kick) (8-71, 3:43)	12	20
Buccaneers	4	04:38	L.Fournette 11 yd. pass from T.Brady (pass failed) (14-73, 5:17)	18	20

TAMPA BAY BUCCANEERS

PASSING	ATT	CP	YDS	SK/YD	TD	LG	INT	RTG
Tom Brady	40	25	243	2/14	1	28	0	87.8
TOTAL	40	25	243	2/14	1	28	0	87.8

RUSHING	ATT	YDS	AVG	LG	TD
Leonard Fournette	21	63	3.0	13	0
Rachad White	4	12	3.0	8	0
Tom Brady	1	0	0.0	0	0
TOTAL	26	75	2.9	13	0

RECEIVING	NO	YDS	AVG	LG	TD
Chris Godwin	6	95	15.8	28	0
Leonard Fournette	6	38	6.3	11t	1
Mike Evans	4	42	10.5	20	0
Rachad White	3	11	3.7	6	0
Cade Otton	2	23	11.5	17	0
Russell Gage Jr.	2	20	10.0	11	0
Cameron Brate	2	14	7.0	8	0
TOTAL	25	243	9.7	28	1

TOP DEFENSE	TOT	SOLO	AST	SCK	YDS	INT
Lavonte David	12	7	5	0.0	0.0	0
Devin White	8	4	4	0.0	0.0	0
Jamel Dean	5	5	0	0.0	0.0	0

FIELD GOALS	FGM/FGA PERCENT	RESULTS
Ryan Succop	4-4 100.0	30G, 27G, 54G, 24G
TOTAL	4-4 100.0	

PITTSBURGH STEELERS

PASSING	ATT	CP	YDS	SK/YD	TD	LG	INT	RTG
Mitch Trubisky	12	9	144	1/6	1	45	0	142.4
Kenny Pickett	18	11	67	1/12	1	14	0	87.0
TOTAL	30	20	211	2/18	2	45	0	109.2

RUSHING	ATT	YDS	AVG	LG	TD
Najee Harris	14	42	3.0	14	0
Kenny Pickett	2	16	8.0	10	0
Diontae Johnson	2	8	4.0	5	0
Chase Claypool	1	8	8.0	8	0
Mitch Trubisky	6	5	0.8	9	0
Jaylen Warren	2	2	1.0	1	0
George Pickens	1	1	1.0	1	0
Steven Sims	1	-5	-5.0	-5	0
TOTAL	29	77	2.7	14	0

RECEIVING	NO	YDS	AVG	LG	TD
Chase Claypool	7	96	13.7	26	1
Diontae Johnson	5	28	5.6	9	0
George Pickens	3	27	9.0	14	0
Connor Heyward	2	49	24.5	45	0
Najee Harris	2	7	3.5	6t	1
Zach Gentry	1	4	4.0	4	0
TOTAL	20	211	10.6	45	2

TOP DEFENSE	TOT	SOLO	AST	SCK	YDS	INT
Terrell Edmunds	10	6	4	0.0	0.0	0
Myles Jack	8	6	2	0.0	0.0	0
Devin Bush	6	4	2	0.0	0.0	0

FIELD GOALS	FGM/FGA	PERCENT	RESULTS
Chris Boswell	2-2	100.0	55G, 25G
TOTAL	2-2	100.0	

Team Statistics

	Buccaneers	Steelers
First Downs	20	15
3rd-Down Eff. (Made/Att/Pct)	4/14/29%	7/15/47%
4th-Down Eff. (Made/Att/Pct)	2/2/100%	1/1/100%
Total Net Yards	304	270
Total Plays	68	61
Yards Per Play	4.5	4.4
Rushes/Net Yards	26/75	29/77
Net Passing	229	193
Pass Attempts/Completions	40/25	30/20
Had Intercepted	0	0
Sacked/Yards Lost	2/14	2/18
Punts/Average	5/46.0	5/44.2
Penalties/Yards	6/42	7/45
Fumbles/Lost	1/0	1/0
Possession Time	30:01	29:59



WEEK 5
Pittsburgh Steelers 3, Buffalo Bills 38
70,764 Highmark Stadium Oct 9, 2022



Pittsburgh Steelers	3	0	0	0	—	3
Buffalo Bills	10	21	0	7	—	38

SCORING DRIVES

TEAM	QTR	TIME	SCORING PLAY	PIT	BUF
Bills	1	13:56	G.Davis 98 yd. pass from J.Allen (T.Bass kick) (3-98, 1:04)	0	7
Steelers	1	05:38	C.Boswell 29 yd. Field Goal (12-50, 6:18)	3	7
Bills	1	02:41	T.Bass 35 yd. Field Goal (7-48, 2:57)	3	10
Bills	2	09:29	G.Davis 62 yd. pass from J.Allen (T.Bass kick) (1-62, 0:10)	3	17
Bills	2	07:20	S.Diggs 15 yd. pass from J.Allen (T.Bass kick) (2-53, 0:33)	3	24
Bills	2	01:02	K.Shakir 24 yd. pass from J.Allen (T.Bass kick) (8-77, 2:37)	3	31
Bills	4	14:03	J.Cook 24 yd. run (T.Bass kick) (2-65, 0:57)	3	38

PITTSBURGH STEELERS

PASSING	ATT	CP	YDS	SK/YD	TD	LG	INT	RTG
Kenny Pickett	52	34	327	3/17	0	29	1	74.8
TOTAL	52	34	327	3/17	0	29	1	74.8

RUSHING	ATT	YDS	AVG	LG	TD
Jaylen Warren	5	24	4.8	12	0
Najee Harris	11	20	1.8	6	0
Kenny Pickett	1	10	10.0	10	0
TOTAL	17	54	3.2	12	0

RECEIVING	NO	YDS	AVG	LG	TD
George Pickens	6	83	13.8	29	0
Diontae Johnson	5	60	12.0	23	0
Chase Claypool	5	50	10.0	20	0
Zach Gentry	5	43	8.6	11	0
Jaylen Warren	4	39	9.8	13	0
Najee Harris	3	16	5.3	9	0
Pat Freiermuth	2	12	6.0	8	0
Connor Heyward	2	12	6.0	7	0
Miles Boykin	1	11	11.0	11	0
Derek Watt	1	1	1.0	1	0
TOTAL	34	327	9.6	29	0

TOP DEFENSE	TOT	SOLO	AST	SCK	YDS	INT
Myles Jack	6	4	2	0.0	0.0	0
James Pierre	5	5	0	0.0	0.0	0
Cameron Heyward	5	1	4	0.0	0.0	0

FIELD GOALS	FGM/FGA PERCENT	RESULTS
Chris Boswell	1-3 33.3	29G, 33WL, 45WL
TOTAL	1-3 33.0	

BUFFALO BILLS

PASSING	ATT	CP	YDS	SK/YD	TD	LG	INT	RTG
Josh Allen	31	20	424	0/0	4	98T	1	134.1
Case Keenum	5	2	8	0/0	0	5	0	47.9
TOTAL	36	22	432	0/0	4	98T	1	128.5

RUSHING	ATT	YDS	AVG	LG	TD
Devin Singletary	6	42	7.0	23	0
Josh Allen	5	42	8.4	21	0
James Cook	4	31	7.8	24T	1
Zack Moss	1	7	7.0	7	0
Case Keenum	2	-2	-1.0	-1	0
TOTAL	18	120	6.7	24T	1

RECEIVING	NO	YDS	AVG	LG	TD
Stefon Diggs	8	102	12.8	41	1
Isaiah Hodgins	4	41	10.3	26	0
Gabe Davis	3	171	57.0	98T	2
Khalil Shakir	3	75	25.0	31	1
Quintin Morris	3	39	13.0	26	0
Devin Singletary	1	4	4.0	4	0
TOTAL	22	432	19.6	98T	4

TOP DEFENSE	TOT	SOLO	AST	SCK	YDS	INT
Tyrel Dodson	11	7	4	1.0	3.0	0
Kairi Elam	10	7	3	0.0	0.0	1
Jaquan Johnson	8	2	6	0.0	0.0	0

FIELD GOALS	FGM/FGA PERCENT	PERCENT	RESULTS
Tyler Bass	1-2	50.0	49B, 35G
TOTAL	1-2	50.0	

Team Statistics

Steelers

Bills

First Downs	23	21
3rd-Down Eff. (Made/Att/Pct)	5/15/33%	5/9/56%
4th-Down Eff. (Made/Att/Pct)	0/3/0%	0/0/0%
Total Net Yards	364	552
Total Plays	72	54
Yards Per Play	5.1	10.2
Rushes/Net Yards	17/54	18/120
Net Passing	310	432
Pass Attempts/Completions	52/34	36/22
Had Intercepted	1	1
Sacked/Yards Lost	3/17	0/0
Punts/Average	4/40.8	2/55.0
Penalties/Yards	6/54	5/28
Fumbles/Lost	1/1	1/1
Possession Time	36:08	23:52



WEEK 4
New York Jets 24, Pittsburgh Steelers 20
66,578 Acrisure Stadium Oct 2, 2022



New York Jets	3	7	0	14	—	24
Pittsburgh Steelers	0	6	7	7	—	20

SCORING DRIVES

TEAM	QTR	TIME	SCORING PLAY	NYJ	PIT
Jets	1	04:03	G.Zuerlein 38 yd. Field Goal (7-16, 3:32)	3	0
Jets	2	12:37	Z.Wilson 2 yd. pass from B.Berrios (G.Zuerlein kick) (9-70, 4:28)	10	0
Steelers	2	08:30	C.Boswell 51 yd. Field Goal (10-42, 4:07)	10	3
Steelers	2	00:00	C.Boswell 59 yd. Field Goal (3-29, 0:20)	10	6
Steelers	3	07:18	K.Pickett 1 yd. run (C.Boswell kick) (3-4, 1:27)	10	13
Steelers	4	13:36	K.Pickett 2 yd. run (C.Boswell kick) (12-82, 6:31)	10	20
Jets	4	07:31	C.Davis 5 yd. pass from Z.Wilson (G.Zuerlein kick) (11-81, 6:05)	17	20
Jets	4	00:16	Br.Hall 2 yd. run (G.Zuerlein kick) (10-65, 3:18)	24	20

NEW YORK JETS

PASSING	ATT	CP	YDS	SK/YD	TD	LG	INT	RTG
Zach Wilson	36	18	252	1/4	1	35	2	59.0
Braxton Berrios	1	1	2	0/0	1	2t	0	118.8
TOTAL	37	19	254	1/4	2	35	2	69.0

RUSHING	ATT	YDS	AVG	LG	TD
Breece Hall	17	66	3.9	16	1
Michael Carter	9	15	1.7	5	0
Zach Wilson	2	15	7.5	9	0
Elijah Moore	1	2	2.0	2	0
TOTAL	29	98	3.4	16	1

RECEIVING	NO	YDS	AVG	LG	TD
Corey Davis	5	74	14.8	22	1
Elijah Moore	3	53	17.7	28	0
Tyler Conklin	3	52	17.3	26	0
Garrett Wilson	2	41	20.5	35	0
Michael Carter	2	14	7.0	11	0
Breece Hall	2	12	6.0	6	0
Braxton Berrios	1	6	6.0	6	0
Zach Wilson	1	2	2.0	2t	1
TOTAL	19	254	13.4	35	2

TOP DEFENSE	TOT	SOLO	AST	SCK	YDS	INT
C.J. Mosley	11	5	6	0.0	0.0	0
John Franklin-Myers	7	3	4	0.0	0.0	0
Kwon Alexander	7	2	5	0.0	0.0	0

FIELD GOALS	FGM/FGA	PERCENT	RESULTS
Greg Zuerlein	1-1	100.0	38G
TOTAL	1-1	100.0	

PITTSBURGH STEELERS

PASSING	ATT	CP	YDS	SK/YD	TD	LG	INT	RTG
Kenny Pickett	13	10	120	0/0	0	27	3	65.1
Mitch Trubisky	13	7	84	3/26	0	26	1	41.8
TOTAL	26	17	204	3/26	0	27	4	49.7

RUSHING	ATT	YDS	AVG	LG	TD
Najee Harris	18	74	4.1	16	0
Jaylen Warren	3	18	6.0	14	0
Kenny Pickett	6	15	2.5	7	2
Diontae Johnson	2	11	5.5	8	0
Mitch Trubisky	1	1	1.0	1	0
Gunner Olszewski	1	0	0.0	0	0
TOTAL	31	119	3.8	16	2

RECEIVING	NO	YDS	AVG	LG	TD
Pat Freiermuth	7	85	12.1	24	0
George Pickens	6	102	17.0	27	0
Diontae Johnson	2	11	5.5	6	0
Jaylen Warren	1	4	4.0	4	0
Zach Gentry	1	2	2.0	2	0
TOTAL	17	204	12.0	27	0

TOP DEFENSE	TOT	SOLO	AST	SCK	YDS	INT
Myles Jack	9	5	4	0.0	0.0	0
Minkah Fitzpatrick	8	5	3	0.0	0.0	1
Arthur Maulet	7	5	2	0.0	0.0	0

FIELD GOALS	FGM/FGA	PERCENT	RESULTS
Chris Boswell	2-2	100.0	51G, 59G
TOTAL	2-2	100.0	

Team Statistics

	Jets	Steelers
First Downs	19	20
3rd-Down Eff. (Made/Att/Pct)	6/15/40%	6/12/50%
4th-Down Eff. (Made/Att/Pct)	1/1/100%	1/1/100%
Total Net Yards	348	297
Total Plays	67	60
Yards Per Play	5.2	5.0
Rushes/Net Yards	29/98	31/119
Net Passing	250	178
Pass Attempts/Completions	37/19	26/17
Had Intercepted	2	4
Sacked/Yards Lost	1/4	3/26
Punts/Average	5/47.0	4/39.5
Penalties/Yards	7/64	8/55
Fumbles/Lost	1/0	2/0
Possession Time	29:59	30:01



WEEK 3
Pittsburgh Steelers 17, Cleveland Browns 29
67,431 🇺🇸 FirstEnergy Stadium 🇺🇸 Sep 22, 2022



Pittsburgh Steelers	0	14	0	3	—	17
Cleveland Browns	7	6	3	13	—	29

SCORING DRIVES

TEAM	QTR	TIME	SCORING PLAY	PIT	CLE
Browns	1	02:54	A.Cooper 11 yd. pass from J.Brissett (C.York kick) (7-60, 3:01)	0	7
Steelers	2	14:55	N.Harris 5 yd. run (C.Boswell kick) (7-75, 2:59)	7	7
Browns	2	08:58	D.Njoku 7 yd. pass from J.Brissett (kick failed, hrn) (12-79, 5:57)	7	13
Steelers	2	03:50	M.Trubisky 1 yd. run (C.Boswell kick) (10-75, 5:08)	14	13
Browns	3	02:31	C.York 34 yd. Field Goal (14-70, 7:02)	14	16
Browns	4	09:29	N.Chubb 1 yd. run (C.York kick) (11-80, 6:35)	14	23
Steelers	4	01:48	C.Boswell 34 yd. Field Goal (7-63, 1:25)	17	23
Browns	4	00:00	D.Ward fumble recovery in end zone	17	29

PITTSBURGH STEELERS

PASSING	ATT	CP	YDS	SK/YD	TD	LG	INT	RTG
Mitch Trubisky	32	20	207	1/3	0	36	0	81.1
TOTAL	32	20	207	1/3	0	36	0	81.1

RUSHING	ATT	YDS	AVG	LG	TD
Najee Harris	15	56	3.7	10	1
Jaylen Warren	4	30	7.5	10	0
Chase Claypool	1	11	11.0	11	0
Mitch Trubisky	2	7	3.5	6	1
TOTAL	22	104	4.7	11	2

RECEIVING	NO	YDS	AVG	LG	TD
Diontae Johnson	8	84	10.5	16	0
George Pickens	3	39	13.0	36	0
Chase Claypool	3	35	11.7	20	0
Najee Harris	3	5	1.7	9	0
Pat Freiermuth	2	41	20.5	26	0
Jaylen Warren	1	3	3.0	3	0
TOTAL	20	207	10.4	36	0

TOP DEFENSE	TOT	SOLO	AST	SCK	YDS	INT
Myles Jack	12	7	5	0.0	0.0	0
Devin Bush	11	6	5	0.0	0.0	0
Alex Highsmith	8	6	2	1.5	11.0	0

FIELD GOALS	FGM/FGA	PERCENT	RESULTS
Chris Boswell	1-2	50.0	49WR, 34G
TOTAL	1-2	50.0	

CLEVELAND BROWNS

PASSING	ATT	CP	YDS	SK/YD	TD	LG	INT	RTG
Jacoby Brissett	31	21	220	2/15	2	32	0	109.6
TOTAL	31	21	220	2/15	2	32	0	109.6

RUSHING	ATT	YDS	AVG	LG	TD
Nick Chubb	23	113	4.9	36	1
Kareem Hunt	12	47	3.9	11	0
Jacoby Brissett	3	11	3.7	6	0
TOTAL	38	171	4.5	36	1

RECEIVING	NO	YDS	AVG	LG	TD
David Njoku	9	89	9.9	19	1
Amari Cooper	7	101	14.4	32	1
Kareem Hunt	3	14	4.7	11	0
Donovan Peoples-Jones	1	10	10.0	10	0
David Bell	1	6	6.0	6	0
TOTAL	21	220	10.5	32	2

TOP DEFENSE	TOT	SOLO	AST	SCK	YDS	INT
Jacob Phillips	7	2	5	1.0	3.0	0
Grant Delpit	6	4	2	0.0	0.0	0
Anthony Walker Jr.	6	2	4	0.0	0.0	0

FIELD GOALS	FGM/FGA	PERCENT	RESULTS
Cade York	1-1	100.0	34G
TOTAL	1-1	100.0	

Team Statistics

Steelers Browns

First Downs	20	22
3rd-Down Eff. (Made/Att/Pct)	1/9/11%	6/16/38%
4th-Down Eff. (Made/Att/Pct)	0/0/0%	3/4/75%
Total Net Yards	308	376
Total Plays	55	71
Yards Per Play	5.6	5.3
Rushes/Net Yards	22/104	38/171
Net Passing	204	205
Pass Attempts/Completions	32/20	31/21
Had Intercepted	0	0
Sacked/Yards Lost	1/3	2/15
Punts/Average	5/42.4	5/40.6
Penalties/Yards	5/25	5/24
Fumbles/Lost	2/1	0/0
Possession Time	23:51	36:09



WEEK 2
New England Patriots 17, Pittsburgh Steelers 14
67,307 Acrisure Stadium Sep 18, 2022



New England Patriots	3	7	7	0	—	17
Pittsburgh Steelers	0	3	3	8	—	14

SCORING DRIVES

TEAM	QTR	TIME	SCORING PLAY	NE	PIT
Patriots	1	06:42	N.Folk 28 yd. Field Goal (13-71, 6:45)	3	0
Steelers	2	08:35	C.Boswell 36 yd. Field Goal (16-48, 7:07)	3	3
Patriots	2	00:22	N.Agholor 44 yd. pass from M.Jones (N.Folk kick) (8-74, 2:46)	10	3
Steelers	3	05:44	C.Boswell 52 yd. Field Goal (7-25, 3:33)	10	6
Patriots	3	02:47	D.Harris 2 yd. run (N.Folk kick) (3-10, 1:11)	17	6
Steelers	4	14:58	P.Freiermuth 8 yd. pass from M.Trubisky (M.Trubisky-D.Johnson pass) (9-75, 2:49)	17	14

NEW ENGLAND PATRIOTS

PASSING	ATT	CP	YDS	SK/YD	TD	LG	INT	RTG
Mac Jones	35	21	252	0/0	1	44t	1	79.7
TOTAL	35	21	252	0/0	1	44T	1	79.7

RUSHING	ATT	YDS	AVG	LG	TD
Damien Harris	15	71	4.7	16	1
Rhamondre Stevenson	9	47	5.2	8	0
Mac Jones	7	6	0.9	5	0
TOTAL	31	124	4.0	16	1

RECEIVING	NO	YDS	AVG	LG	TD
Jakobi Meyers	9	95	10.6	24	0
Nelson Agholor	6	110	18.3	44t	1
Kendrick Bourne	2	16	8.0	10	0
Damien Harris	2	16	8.0	11	0
Lil'Jordan Humphrey	1	11	11.0	11	0
Rhamondre Stevenson	1	4	4.0	4	0
TOTAL	21	252	12.0	44T	1

TOP DEFENSE	TOT	SOLO	AST	SCK	YDS	INT
Myles Bryant	9	5	4	0.0	0.0	0
Jalen Mills	6	4	2	0.0	0.0	1
Ja'Whaun Bentley	5	1	4	0.0	0.0	0

FIELD GOALS	FGM/FGA	PERCENT	RESULTS
Nick Folk	1-2	50.0	28G, 52WR
TOTAL	1-2	50.0	

PITTSBURGH STEELERS

PASSING	ATT	CP	YDS	SK/YD	TD	LG	INT	RTG
Mitch Trubisky	33	21	168	3/16	1	23	1	73.8
TOTAL	33	21	168	3/16	1	23	1	73.8

RUSHING	ATT	YDS	AVG	LG	TD
Najee Harris	15	49	3.3	8	0
Gunner Olszewski	1	18	18.0	18	0
Jaylen Warren	4	15	3.8	6	0
Mitch Trubisky	1	7	7.0	7	0
Derek Watt	1	2	2.0	2	0
TOTAL	22	91	4.1	18	0

RECEIVING	NO	YDS	AVG	LG	TD
Diontae Johnson	6	57	9.5	17	0
Najee Harris	5	40	8.0	14	0
Chase Claypool	4	26	6.5	11	0
Pat Freiermuth	4	22	5.5	8t	1
George Pickens	1	23	23.0	23	0
Jaylen Warren	1	0	0.0	0	0
TOTAL	21	168	8.0	23	1

TOP DEFENSE	TOT	SOLO	AST	SCK	YDS	INT
Myles Jack	13	6	7	0.0	0.0	0
Robert Spillane	6	3	3	0.0	0.0	0
Minkah Fitzpatrick	6	2	4	0.0	0.0	1

FIELD GOALS	FGM/FGA	PERCENT	RESULTS
Chris Boswell	2-2	100.0	36G, 52G
TOTAL	2-2	100.0	

Team Statistics

First Downs	18	16
3rd-Down Eff. (Made/Att/Pct)	9/17/53%	8/15/53%
4th-Down Eff. (Made/Att/Pct)	0/0/0%	0/0/0%
Total Net Yards	376	243
Total Plays	66	58
Yards Per Play	5.7	4.2
Rushes/Net Yards	31/124	22/91
Net Passing	252	152
Pass Attempts/Completions	35/21	33/21
Had Intercepted	1	1
Sacked/Yards Lost	0/0	3/16
Punts/Average	4/41.5	4/51.5
Penalties/Yards	7/55	3/20
Fumbles/Lost	0/0	1/1
Possession Time	33:36	26:24

Patriots Steelers



WEEK 1
Pittsburgh Steelers 23, Cincinnati Bengals 20 (OT)
65,841 Paycor Stadium Sep 11, 2022



Pittsburgh Steelers	10	7	0	3	3	—	23
Cincinnati Bengals	3	3	8	6	0	—	20

SCORING DRIVES

TEAM	QTR	TIME	SCORING PLAY	PIT	CIN
Steelers	1	12:43	M.Fitzpatrick 31 yd. interception return (C.Boswell kick)	7	0
Bengals	1	07:17	E.McPherson 59 yd. Field Goal (10-34, 5:26)	7	3
Steelers	1	02:25	C.Boswell 20 yd. Field Goal (5-32, 1:57)	10	3
Steelers	2	08:46	N.Harris 1 yd. pass from M.Trubisky (C.Boswell kick) (7-59, 4:22)	17	3
Bengals	2	00:14	E.McPherson 26 yd. Field Goal (9-57, 3:47)	17	6
Bengals	3	04:41	T.Boyd 2 yd. pass from J.Burrow (J.Burrow-Mi.Thomas pass) (9-46, 5:44)	17	14
Steelers	4	11:13	C.Boswell 48 yd. Field Goal (7-15, 2:08)	20	14
Bengals	4	00:02	J.Chase 6 yd. pass from J.Burrow (kick blocked) (9-60, 1:25)	20	20
Steelers	OT	00:00	C.Boswell 53 yd. Field Goal (8-45, 0:56)	23	20

PITTSBURGH STEELERS

PASSING	ATT	CP	YDS	SK/YD	TD	LG	INT	RTG
Mitch Trubisky	38	21	194	1/2	1	32	0	78.2
TOTAL	38	21	194	1/2	1	32	0	78.2

RUSHING	ATT	YDS	AVG	LG	TD
Chase Claypool	6	36	6.0	15	0
Najee Harris	10	23	2.3	11	0
Mitch Trubisky	3	9	3.0	6	0
Jaylen Warren	3	7	2.3	3	0
TOTAL	22	75	3.4	15	0

RECEIVING	NO	YDS	AVG	LG	TD
Diontae Johnson	7	55	7.9	25	0
Pat Freiermuth	5	75	15.0	31	0
Chase Claypool	4	18	4.5	6	0
Zach Gentry	2	40	20.0	32	0
Najee Harris	2	3	1.5	2	1
George Pickens	1	3	3.0	3	0
TOTAL	21	194	9.2	32	1

TOP DEFENSE	TOT	SOLO	AST	SCK	YDS	INT
Minkah Fitzpatrick	14	10	4	0.0	0.0	1
Myles Jack	10	6	4	0.0	0.0	0
Alex Highsmith	9	6	3	3.0	23.0	0

FIELD GOALS	FGM/FGA PERCENT	RESULTS
Chris Boswell	3-4 75.0	20G, 48G, 55LU, 53G
TOTAL	3-4 75.0	

CINCINNATI BENGALS

PASSING	ATT	CP	YDS	SK/YD	TD	LG	INT	RTG
Joe Burrow	53	33	338	7/39	2	24	4	61.7
TOTAL	53	33	338	7/39	2	24	4	61.7

RUSHING	ATT	YDS	AVG	LG	TD
Joe Mixon	27	82	3.0	31	0
Joe Burrow	6	47	7.8	23	0
Samaje Perine	1	4	4.0	4	0
TOTAL	34	133	3.9	31	0

RECEIVING	NO	YDS	AVG	LG	TD
Ja'Marr Chase	10	129	12.9	24	1
Joe Mixon	7	63	9.0	18	0
Hayden Hurst	5	46	9.2	20	0
Tyler Boyd	4	33	8.3	22	1
Samaje Perine	3	33	11.0	14	0
Tee Higgins	2	27	13.5	18	0
Mike D. Thomas	1	5	5.0	5	0
Drew Sample	1	2	2.0	2	0
TOTAL	33	338	10.2	24	2

TOP DEFENSE	TOT	SOLO	AST	SCK	YDS	INT
Logan Wilson	9	6	3	0.0	0.0	0
Germaine Pratt	8	4	4	0.0	0.0	0
Mike Hilton	7	7	0	0.0	0.0	0

FIELD GOALS	FGM/FGA PERCENT	RESULTS
Evan McPherson	2-3 66.7	59G, 26G, 29WL
TOTAL	2-3 66.0	

Team Statistics

First Downs	13	32
3rd-Down Eff. (Made/Att/Pct)	4/15/27%	8/16/50%
4th-Down Eff. (Made/Att/Pct)	0/0/0%	1/3/33%
Total Net Yards	267	432
Total Plays	61	94
Yards Per Play	4.4	4.6
Rushes/Net Yards	22/75	34/133
Net Passing	192	299
Pass Attempts/Completions	38/21	53/33
Had Intercepted	0	4
Sacked/Yards Lost	1/2	7/39
Punts/Average	8/48.5	3/52.7
Penalties/Yards	8/59	4/27
Fumbles/Lost	1/0	2/1
Possession Time	26:18	43:42

Steelers Bengals

1980 (AFC CENTRAL)				
Wk	CIN	CLE*	HOU#	PIT
1	0-1	0-1	0-1	1-0
2	0-2	0-2	1-1	2-0
3	1-2	1-2	2-1	2-1
4	1-3	2-2	3-1	3-1
5	1-4	2-3	3-2	4-1
6	2-4	3-3	3-3	4-2
7	3-4	4-3	4-3	4-3
8	3-5	5-3	5-3	4-4
9	3-6	6-3	6-3	5-4
10	3-7	7-3	7-3	6-4
11	3-8	7-4	8-4	7-4
12	3-9	8-4	8-4	7-5
13	4-9	9-4	8-5	8-5
14	5-9	10-4	9-5	8-6
15	6-9	10-5	10-5	9-6
16	6-10	11-5	11-5	9-7

1983 (AFC CENTRAL)				
Wk	CIN	CLE	HOU	PIT*
1	0-1	0-1	0-1	0-1
2	0-2	1-1	0-2	1-1
3	0-3	2-1	0-3	2-1
4	1-3	3-1	0-4	2-2
5	1-4	3-2	0-5	3-2
6	1-5	4-2	0-6	4-2
7	1-6	4-3	0-7	5-2
8	2-6	4-4	0-8	6-2
9	3-6	5-4	0-9	7-2
10	4-6	5-5	0-10	8-2
11	4-7	6-5	1-10	9-2
12	5-7	7-5	1-11	9-3
13	5-8	8-5	1-12	9-4
14	6-8	8-6	1-13	9-5
15	7-8	8-7	2-13	10-5
16	7-9	9-7	2-14	10-6

1986 (AFC CENTRAL)				
Wk	CIN	CLE*	HOU	PIT
1	0-1	0-1	1-0	0-1
2	1-1	1-1	1-1	0-2
3	2-1	1-2	1-2	0-3
4	2-2	2-2	1-3	1-3
5	3-2	3-2	1-4	1-4
6	4-2	4-2	1-5	1-5
7	5-2	4-3	1-6	1-6
8	5-3	5-3	1-7	2-6
9	6-3	6-3	1-8	3-6
10	6-4	7-3	2-4	3-7
11	7-4	7-4	2-9	4-7
12	8-4	8-4	3-9	4-8
13	8-5	9-4	3-10	4-9
14	9-5	10-4	3-11	5-9
15	9-5	11-4	4-11	6-9
16	10-6	12-4	5-11	6-10

1981 (AFC CENTRAL)				
Wk	CIN*	CLE	HOU	PIT
1	1-0	0-1	1-0	0-1
2	2-0	0-2	2-0	0-2
3	2-1	1-2	2-1	1-2
4	3-1	2-2	2-2	2-2
5	3-2	2-3	3-2	3-2
6	4-2	2-4	4-2	4-2
7	5-2	3-4	4-3	4-3
8	5-3	4-4	4-4	5-3
9	6-3	4-5	4-5	5-4
10	7-3	4-6	5-5	5-5
11	8-3	5-6	5-6	6-5
12	9-3	5-7	5-7	7-5
13	10-3	5-8	5-8	8-5
14	10-4	5-6	6-8	8-6
15	11-4	5-10	6-9	8-7
16	12-4	5-11	7-9	8-8

1984 (AFC CENTRAL)				
Wk	CIN	CLE	HOU#	PIT*
1	0-1	0-1	0-1	0-1
2	0-2	0-2	0-2	1-1
3	0-3	0-3	0-3	2-1
4	0-4	1-3	0-4	2-2
5	0-5	1-4	0-5	3-2
6	1-5	1-5	0-6	3-3
7	1-6	1-6	0-7	4-3
8	2-6	1-7	0-8	4-4
9	3-6	1-8	0-9	5-4
10	3-7	2-8	0-10	6-4
11	4-7	2-9	1-10	6-5
12	4-8	3-9	2-10	6-6
13	5-8	4-9	2-11	7-6
14	6-8	4-10	3-11	7-7
15	7-8	4-11	3-12	8-7
16	8-8	5-11	3-13	9-7

1987 (AFC CENTRAL)				
Wk	CIN	CLE*	HOU#	PIT
1	1-0	0-1	1-0	1-0
2	1-1	1-1	1-1	1-1
3	Game Canceled (NFL Player Strike)			
4	1-2	2-1	2-1	2-1
5	2-2	2-2	3-1	2-2
6	2-3	3-2	3-2	3-2
7	2-4	4-2	4-2	4-2
8	2-5	4-3	5-2	4-3
9	2-6	5-3	5-3	5-3
10	3-6	6-3	6-3	5-4
11	3-7	7-3	6-4	6-4
12	3-8	7-4	6-5	6-5
13	4-8	7-5	7-5	7-5
14	4-9	8-5	7-6	8-5
15	4-10	9-5	8-6	8-6
16	4-11	10-5	9-6	8-7

1982 (AFC CENTRAL)				
Wk	CIN+	CLE+	HOU	PIT+
1	1-0	1-0	0-1	1-0
2	1-1	1-1	1-1	2-0
3	Games Canceled (NFL Player Strike)			
4	Games Canceled (NFL Player Strike)			
5	Games Canceled (NFL Player Strike)			
6	Games Canceled (NFL Player Strike)			
7	Games Canceled (NFL Player Strike)			
8	Games Canceled (NFL Player Strike)			
9	Games Canceled (NFL Player Strike)			
10	2-1	2-1	1-2	3-0
11	3-1	2-2	1-3	3-1
12	4-1	2-3	1-4	4-1
13	5-1	2-4	1-5	4-2
14	5-2	3-4	1-6	4-3
15	6-2	4-4	1-7	5-3
16	7-2	4-5	1-8	6-3

1985 (AFC CENTRAL)				
Wk	CIN	CLE*	HOU	PIT
1	0-1	0-1	1-0	1-0
2	0-2	1-1	1-1	1-1
3	0-3	1-2	1-2	2-1
4	1-3	2-2	1-3	2-2
5	1-4	3-2	1-4	2-3
6	2-4	4-2	1-5	2-4
7	2-5	4-3	2-5	3-4
8	3-5	4-4	3-5	3-5
9	4-5	4-5	4-5	4-5
10	5-5	4-6	4-6	5-5
11	5-6	5-6	4-7	6-5
12	5-7	6-6	5-7	6-6
13	6-7	7-6	5-8	6-7
14	7-7	7-7	5-9	6-8
15	7-8	8-7	5-10	7-8
16	7-9	8-8	5-11	7-9

1988 (AFC CENTRAL)				
Wk	CIN*	CLE#	HOU#	PIT
1	1-0	1-0	1-0	1-0
2	2-0	1-1	2-0	1-1
3	3-0	2-1	2-1	1-2
4	4-0	2-2	3-1	1-3
5	5-0	3-2	3-2	1-4
6	6-0	3-3	4-2	1-5
7	6-1	4-3	5-2	1-6
8	7-1	5-3	5-3	2-6
9	7-2	6-3	6-3	2-7
10	8-2	6-4	7-3	2-8
11	8-3	6-5	7-4	2-9
12	9-3	7-5	8-4	2-10
13	10-3	8-5	9-4	3-10
14	11-3	9-5	9-5	4-10
15	11-4	9-6	10-5	4-11
16	12-4	10-6	10-6	5-11

1989 (AFC CENTRAL)

Wk	CIN	CLE*	HOU#	PIT#
1	0-1	1-0	0-1	0-1
2	1-1	2-0	1-1	0-2
3	2-1	2-1	1-1	0-2
4	3-1	3-1	2-2	2-2
5	4-1	3-2	2-3	2-3
6	4-2	3-3	3-3	3-3
7	4-3	4-3	4-3	3-4
8	5-3	5-3	4-4	4-4
9	5-4	6-3	5-4	4-5
10	5-5	7-3	6-4	4-6
11	6-5	7-3-1	7-4	5-6
12	6-6	7-4-1	7-5	6-6
13	7-6	7-5-1	8-5	6-7
14	7-7	7-6-1	9-5	7-7
15	8-7	8-6-1	9-6	8-7
16	8-8	9-6-1	9-7	9-7

1992 (AFC CENTRAL)

Wk	CIN	CLE	HOU#	PIT*
1	1-0	0-1	0-1	1-0
2	2-0	0-2	1-1	2-0
3	2-1	1-2	2-1	3-0
4	2-2	1-3	3-1	3-1
5	2-3	2-3	4-1	3-2
6	2-4	3-3	4-2	4-2
7	2-5	4-3	5-2	5-2
8	3-5	4-4	5-3	6-2
9	4-5	5-4	5-4	6-3
10	4-6	5-5	6-4	7-3
11	4-7	5-6	6-5	8-3
12	4-8	6-6	7-5	9-3
13	4-9	7-6	8-5	10-3
14	4-10	7-7	8-6	10-4
15	5-10	7-8	9-6	10-5
16	5-11	7-9	10-6	11-5

1995 (AFC CENTRAL)

Wk	CIN	CLE	HOU#	JAX	PIT#
1	1-0	0-1	1-0	0-1	1-0
2	2-0	1-1	1-1	0-2	2-0
3	2-1	1-2	1-2	0-3	2-1
4	2-2	2-2	2-2	0-4	2-2
5	2-3	2-3	2-3	1-4	3-2
6	2-4	2-4	2-4	2-4	3-3
7	3-4	2-5	2-5	2-5	3-4
8	3-5	3-5	3-5	3-5	4-4
9	3-6	4-5	4-5	3-6	5-4
10	4-6	4-6	4-6	3-7	6-4
11	4-7	4-7	4-7	3-8	7-4
12	5-7	5-7	5-7	3-9	8-4
13	5-8	5-8	5-8	3-10	9-4
14	6-8	5-9	5-9	3-11	10-4
15	6-9	6-9	6-9	3-12	11-4
16	7-9	7-9	7-9	4-12	11-5

1990 (AFC CENTRAL)

Wk	CIN*	CLE	HOU#	PIT
1	1-0	1-0	0-1	0-1
2	2-0	1-1	0-2	1-1
3	3-0	1-2	1-2	1-2
4	3-1	1-3	2-2	1-3
5	4-1	2-3	2-3	2-3
6	4-2	2-4	3-3	3-3
7	5-2	2-5	4-3	3-4
8	5-3	2-6	4-4	4-4
9	5-4	2-7	4-5	5-4
10	6-4	2-8	5-5	5-5
11	6-5	2-9	6-5	6-5
12	7-5	2-10	6-6	6-6
13	7-6	2-11	7-6	7-6
14	7-7	3-11	8-6	8-6
15	8-7	3-12	8-7	9-6
16	9-7	3-13	9-7	9-7

1993 (AFC CENTRAL)

Wk	CIN	CLE	HOU*	PIT#
1	0-1	1-0	0-1	0-1
2	0-2	2-0	1-1	0-2
3	0-3	3-0	1-2	1-2
4	0-4	3-1	1-3	2-2
5	0-5	3-2	1-4	3-2
6	0-6	4-2	2-4	4-2
7	0-7	5-2	3-4	4-3
8	0-8	5-3	4-4	5-3
9	0-9	5-4	5-4	6-3
10	0-10	5-5	6-4	6-4
11	1-10	5-6	7-4	6-5
12	1-11	6-6	8-4	7-5
13	1-12	6-7	9-4	8-5
14	2-12	6-8	10-4	8-6
15	3-12	7-8	11-4	8-7
16	3-13	7-9	12-4	9-7

1996 (AFC CENTRAL)

Wk	CIN	BAL	HOU	JAX#	PIT*
1	0-1	1-0	0-1	1-0	0-1
2	0-2	1-1	1-1	1-1	1-1
3	1-2	1-2	2-1	1-2	2-1
4	1-3	2-2	2-2	1-3	3-1
5	1-4	2-3	3-2	2-3	4-1
6	1-5	2-4	4-2	2-4	5-1
7	1-6	2-5	5-2	3-4	5-2
8	2-6	3-5	5-3	3-5	6-2
9	3-6	3-6	5-4	3-6	7-2
10	4-6	3-7	6-4	4-6	7-3
11	4-7	3-8	6-5	4-7	8-3
12	5-7	3-9	6-6	5-7	9-3
13	5-8	4-9	7-6	6-7	9-4
14	6-8	4-10	7-7	7-7	10-4
15	7-8	4-11	7-8	8-7	10-5
16	8-8	4-12	8-8	9-7	10-6

1991 (AFC CENTRAL)

Wk	CIN	CLE	HOU*	PIT
1	0-1	0-1	1-0	1-0
2	0-2	1-1	2-0	1-1
3	0-3	2-1	3-0	2-1
4	0-4	2-2	3-1	2-2
5	0-5	2-3	4-1	3-2
6	0-6	2-4	5-1	3-3
7	0-7	3-4	6-1	3-4
8	0-8	4-4	7-1	3-5
9	1-8	4-5	7-2	3-6
10	1-9	4-6	8-2	4-6
11	1-10	4-7	9-2	4-7
12	1-11	5-7	9-3	5-7
13	2-11	6-7	9-4	5-8
14	2-12	6-8	10-4	5-9
15	2-13	6-9	11-4	6-9
16	3-13	6-10	11-5	7-9

1994 (AFC CENTRAL)

Wk	CIN	CLE#	HOU	PIT*
1	0-1	1-0	0-1	0-1
2	0-2	1-1	0-2	1-1
3	0-3	2-1	0-3	2-1
4	0-4	3-1	1-3	2-2
5	0-5	4-1	1-4	3-2
6	0-6	5-1	1-5	4-2
7	0-7	6-1	1-6	5-2
8	0-8	6-2	1-7	5-3
9	1-8	7-2	1-8	6-3
10	2-8	8-2	1-9	7-3
11	2-9	8-3	1-10	8-3
12	2-10	9-3	1-11	9-3
13	2-11	9-4	1-12	10-3
14	2-12	10-4	1-13	11-3
15	2-13	10-5	1-14	12-3
16	3-13	11-5	2-14	12-4

1997 (AFC CENTRAL)

Wk	CIN	BAL	JAX#	TEN	PIT*
1	1-0	0-1	1-0	1-0	0-1
2	1-1	1-1	2-0	1-1	1-1
3	1-2	2-1	3-0	1-2	1-2
4	1-3	3-1	3-1	1-3	2-2
5	1-4	3-2	4-1	1-4	3-2
6	1-5	3-3	5-1	2-4	4-2
7	1-6	3-4	5-2	3-4	5-2
8	1-7	4-4	5-3	4-4	6-2
9	2-7	4-5	6-3	4-5	6-3
10	3-7	4-6	7-3	5-5	7-3
11	3-8	4-6-1	8-3	5-6	8-3
12	4-8	4-7-1	8-4	6-6	8-4
13	4-9	4-8-1	9-4	7-6	9-4
14	5-9	5-8-1	9-5	7-7	10-4
15	6-9	6-8-1	10-5	7-8	11-4
16	7-9	6-9-1	11-5	8-8	11-5

1998 (AFC CENTRAL)

Wk	CIN	BAL	JAX*	TEN	PIT
1	0-1	0-1	1-0	1-0	1-0
2	1-1	1-1	2-0	1-1	2-0
3	1-2	1-2	3-0	1-2	2-1
4	1-3	2-2	4-0	1-3	3-1
5	2-3	2-3	5-0	2-3	3-2
6	2-4	2-4	5-1	3-3	4-2
7	2-5	2-5	5-2	3-4	5-2
8	2-6	2-6	6-2	4-4	5-3
9	2-7	3-6	7-2	5-4	6-3
10	2-8	3-7	8-2	6-4	6-4
11	2-9	4-7	8-3	6-5	7-4
12	2-10	5-7	9-3	6-6	7-5
13	2-11	5-8	10-3	7-6	7-6
14	2-12	5-9	10-4	8-6	7-7
15	3-12	5-10	10-5	8-7	7-8
16	3-13	6-10	11-5	8-8	7-9

2001 (AFC CENTRAL)

Wk	CIN	CLE	BAL#	JAX	TEN	PIT*
1	1-0	0-1	1-0	1-0	0-1	0-1
2	2-0	1-1	1-1	2-0	0-2	Bye
3	2-1	2-1	2-1	2-1	Bye	1-1
4	2-2	3-1	3-1	2-2	0-3	2-1
5	3-2	3-2	3-2	Bye	1-3	3-1
6	3-3	4-2	3-3	2-3	2-3	4-1
7	4-3	Bye	4-3	2-4	2-4	5-1
8	Bye	4-3	5-3	2-5	3-4	5-2
9	4-4	4-4	6-3	3-5	3-5	6-2
10	4-5	5-4	6-4	3-6	4-5	7-2
11	4-6	6-4	7-4	3-7	4-6	8-2
12	4-7	6-5	8-4	3-8	5-6	9-2
13	4-8	6-6	Bye	4-8	5-7	10-2
14	4-9	6-7	8-5	5-8	6-7	11-2
15	4-10	6-8	9-5	6-8	7-7	12-2
16	5-10	7-8	9-6	6-9	7-8	12-3
17	6-10	7-9	10-6	6-10	7-9	13-3

2004 (AFC NORTH)

Wk	BAL	CIN	CLE	PIT*
1	0-1	0-1	1-0	1-0
2	1-1	1-1	1-1	1-1
3	2-1	1-2	1-2	2-1
4	2-2	1-3	2-2	3-1
5	3-2	Bye	2-3	4-1
6	Bye	1-4	3-3	5-1
7	4-2	2-4	3-4	Bye
8	4-3	2-5	Bye	6-1
9	5-3	3-5	3-5	7-1
10	6-3	4-5	3-6	8-1
11	7-3	4-6	3-7	9-1
12	7-4	5-6	3-8	10-1
13	7-5	6-6	3-9	11-1
14	8-5	6-7	3-10	12-1
15	8-6	6-8	3-11	13-1
16	8-7	7-8	3-12	14-1
17	9-7	8-8	4-12	15-1

1999 (AFC CENTRAL)

Wk	CIN	CLE	BAL	JAX*	TEN#	PIT
1	0-1	0-1	0-1	1-0	1-0	1-0
2	0-2	0-2	0-2	2-0	2-0	2-0
3	0-3	0-3	1-2	2-1	3-0	2-1
4	1-3	0-4	2-2	3-1	3-1	2-2
5	1-4	0-5	2-3	4-1	4-1	2-3
6	1-5	0-6	Bye	5-1	Bye	3-3
7	1-6	0-7	2-4	Bye	5-1	4-3
8	1-7	1-7	2-5	6-1	6-1	Bye
9	1-8	1-8	3-5	7-1	6-2	5-3
10	1-9	2-8	3-6	8-1	7-2	5-4
11	1-10	2-9	4-6	9-1	8-2	5-5
12	2-10	2-10	4-7	10-1	9-2	5-6
13	3-10	2-11	5-7	11-1	9-3	5-7
14	4-10	2-12	6-7	12-1	10-3	5-8
15	Bye	2-13	7-7	13-1	11-3	5-9
16	4-11	2-14	8-7	13-2	12-3	6-9
17	4-12	Bye	8-8	14-2	13-3	6-10

2002 (AFC NORTH)

Wk	BAL	CIN	CLE#	PIT*
1	0-1	0-1	0-1	0-1
2	0-2	0-2	1-1	0-2
3	Bye	0-3	2-1	Bye
4	1-2	0-4	2-2	1-2
5	2-2	0-5	2-3	1-3
6	2-3	0-6	2-4	2-3
7	3-3	Bye	3-4	3-3
8	3-4	0-7	4-4	4-3
9	3-5	1-7	4-5	5-3
10	4-5	1-8	Bye	5-3-1
11	4-6	1-9	5-5	5-4-1
12	5-6	1-10	6-5	6-4-1
13	6-6	1-11	6-6	7-4-1
14	6-7	1-12	7-6	7-5-1
15	7-7	1-13	7-7	8-5-1
16	7-8	2-13	8-7	9-5-1
17	7-9	2-14	9-7	10-5-1

2005 (AFC NORTH)

Wk	BAL	CIN*	CLE	PIT#
1	0-1	1-0	0-1	1-0
2	0-2	2-0	1-1	2-0
3	Bye	3-0	1-2	2-1
4	1-2	4-0	Bye	Bye
5	1-3	4-1	2-2	3-1
6	2-3	5-1	2-3	3-2
7	2-4	5-2	2-4	4-2
8	2-5	6-2	2-5	5-2
9	2-6	7-2	3-5	6-2
10	2-7	Bye	3-6	7-2
11	3-7	7-3	4-6	7-3
12	3-8	8-3	4-7	7-4
13	4-8	9-3	4-8	7-5
14	4-9	10-3	4-9	8-5
15	5-9	11-3	5-9	9-5
16	6-9	11-4	5-10	10-5
17	6-10	11-5	6-10	11-5

2000 (AFC CENTRAL)

Wk	CIN	CLE	BAL#	JAX	TEN#	PIT
1	Bye	0-1	1-0	1-0	0-1	0-1
2	0-1	1-1	2-0	1-1	1-1	Bye
3	0-2	2-1	2-1	2-1	Bye	0-2
4	0-3	2-2	3-1	2-2	2-1	0-3
5	0-4	2-3	4-1	2-3	3-1	1-3
6	0-5	2-4	5-1	2-4	4-1	2-3
7	0-6	2-5	5-2	2-5	5-1	3-3
8	1-6	2-6	5-3	2-6	6-1	4-3
9	2-6	2-7	5-4	3-6	7-1	5-3
10	2-7	2-8	6-4	Bye	8-1	5-4
11	2-8	3-8	7-4	3-7	8-2	5-5
12	2-9	3-9	8-4	4-7	9-2	5-6
13	2-10	3-10	9-4	5-7	9-3	6-6
14	3-10	3-11	Bye	6-7	10-3	7-6
15	3-11	3-12	10-4	7-7	11-3	7-7
16	4-11	3-13	11-4	7-8	12-3	8-7
17	4-12	Bye	12-4	7-9	13-3	9-7

2003 (AFC NORTH)

Wk	BAL*	CIN	CLE	PIT
1	0-1	0-1	0-1	1-0
2	1-1	0-2	0-2	1-1
3	2-1	0-3	1-2	2-1
4	2-2	1-3	1-3	2-2
5	Bye	1-4	2-3	2-3
6	3-2	Bye	3-3	2-4
7	3-3	2-4	3-4	Bye
8	4-3	3-4	3-5	2-5
9	5-3	3-5	Bye	2-6
10	5-4	4-5	3-6	3-6
11	5-5	5-5	4-6	3-7
12	6-5	6-5	4-7	4-7
13	7-5	7-5	4-8	4-8
14	8-5	7-6	4-9	5-8
15	8-6	8-6	4-10	5-9
16	9-6	8-7	4-11	6-9
17	10-6	8-8	5-11	6-10

2006 (AFC NORTH)

Wk	BAL*	CIN	CLE	PIT
1	1-0	1-0	0-1	1-0
2	2-0	2-0	0-2	1-1
3	3-0	3-0	0-3	1-2
4	4-0	3-1	1-3	Bye
5	4-1	Bye	1-4	1-3
6	4-2	3-2	Bye	2-3
7	Bye	4-2	1-5	2-4
8	5-2	4-3	2-5	2-5
9	6-2	4-4	2-6	2-6
10	7-2	4-5	3-6	3-6
11	8-2	5-5	3-7	4-6
12	9-2	6-5	3-8	4-7
13	9-3	7-5	4-8	5-7
14	10-3	8-5	4-9	6-7
15	11-3	8-6	4-10	7-7
16	12-3	8-7	4-11	7-8
17	13-3	8-8	4-12	8-8

2007 (AFC NORTH)

Wk	BAL	CIN	CLE	PIT*
1	0-1	1-0	0-1	1-0
2	1-1	1-1	1-1	2-0
3	2-1	1-2	1-2	3-0
4	2-2	1-3	2-2	3-1
5	3-2	Bye	2-3	4-1
6	4-2	1-4	3-3	Bye
7	4-3	2-4	Bye	4-2
8	Bye	2-5	4-3	5-2
9	4-4	2-6	5-3	6-2
10	4-5	3-6	5-4	7-2
11	4-6	3-7	6-4	7-3
12	4-7	4-7	7-4	8-3
13	4-8	4-8	7-5	9-3
14	4-9	5-8	8-5	9-4
15	4-10	5-9	9-5	9-5
16	4-11	6-9	9-6	10-5
17	5-11	7-9	10-6	10-6

2010 (AFC NORTH)

Wk	BAL#	CIN	CLE	PIT*
1	1-0	0-1	0-1	1-0
2	1-1	1-1	0-2	2-0
3	2-1	2-1	0-3	3-0
4	3-1	2-2	1-3	3-1
5	4-1	2-3	1-4	Bye
6	4-2	Bye	1-5	4-1
7	5-2	2-4	2-5	5-1
8	Bye	2-5	Bye	5-2
9	6-2	2-6	3-5	6-2
10	6-3	2-7	3-6	6-3
11	7-3	2-8	3-7	7-3
12	8-3	2-9	4-7	8-3
13	8-4	2-10	5-7	9-3
14	9-4	2-11	5-8	10-3
15	10-4	3-11	5-9	10-4
16	11-4	4-11	5-10	11-4
17	12-4	4-12	5-11	12-4

2013 (AFC NORTH)

Wk	BAL	CIN*	CLE	PIT
1	0-1	0-1	0-1	0-1
2	1-1	1-1	0-2	0-2
3	2-1	2-1	1-2	0-3
4	2-2	2-2	2-2	0-4
5	3-2	3-2	3-2	Bye
6	3-3	4-2	3-3	1-4
7	3-4	5-2	3-4	2-4
8	Bye	6-2	3-5	2-5
9	3-5	6-3	4-5	2-6
10	4-5	6-4	Bye	3-6
11	4-6	7-4	4-6	4-6
12	5-6	Bye	4-7	5-6
13	6-6	8-4	4-8	5-7
14	4-6	9-4	4-9	5-8
15	8-6	9-5	4-10	6-8
16	8-7	10-5	4-11	7-8
17	8-8	11-5	4-12	8-8

2008 (AFC NORTH)

Wk	BAL#	CIN	CLE	PIT*
1	1-0	0-1	0-1	1-0
2	Bye	0-2	0-2	2-0
3	2-0	0-3	0-3	2-1
4	2-1	0-4	1-3	3-1
5	2-2	0-5	Bye	4-1
6	2-3	0-6	2-3	Bye
7	3-3	0-7	2-4	5-1
8	4-3	0-8	3-4	5-2
9	5-3	1-8	3-5	6-2
10	6-3	Bye	3-6	6-3
11	6-4	1-8-1	4-6	7-3
12	7-4	1-9-1	4-7	8-3
13	8-4	1-10-1	4-8	9-3
14	9-4	1-11-1	4-9	10-3
15	9-5	2-11-1	4-10	11-3
16	10-5	3-11-1	4-11	11-4
17	11-5	4-11-1	4-12	12-4

2011 (AFC NORTH)

Wk	BAL*	CIN	CLE	PIT#
1	1-0	1-0	0-1	0-1
2	1-1	1-1	1-1	1-1
3	2-1	1-2	2-1	2-1
4	3-1	2-2	2-2	2-2
5	Bye	3-2	Bye	3-2
6	4-1	4-2	2-3	4-2
7	4-2	Bye	3-3	5-2
8	5-2	5-2	3-4	6-2
9	6-2	6-2	3-5	6-3
10	6-3	6-3	3-6	7-3
11	7-3	6-4	4-6	Bye
12	8-3	7-4	4-7	8-3
13	9-3	7-5	4-8	9-3
14	10-3	7-6	4-9	10-3
15	10-4	8-6	4-10	10-4
16	11-4	9-6	4-11	11-4
17	12-4	9-7	4-12	12-4

2014 (AFC NORTH)

Wk	BAL#	CIN#	CLE	PIT*
1	0-1	1-0	0-1	1-0
2	1-1	2-0	1-1	1-1
3	2-1	3-0	1-2	2-1
4	3-1	Bye	Bye	2-2
5	3-2	3-1	2-2	3-2
6	4-2	3-1-1	3-2	3-3
7	5-2	3-2-1	3-3	4-3
8	5-3	4-2-1	4-3	5-3
9	5-4	5-2-1	5-3	6-3
10	6-4	5-3-1	6-3	6-4
11	Bye	6-3-1	6-4	7-4
12	7-4	7-3-1	7-4	Bye
13	7-5	8-3-1	7-5	7-5
14	8-5	8-4-1	7-6	8-5
15	9-5	9-4-1	7-7	9-5
16	9-6	10-4-1	7-8	10-5
17	10-6	10-5-1	7-9	11-5

2009 (AFC NORTH)

Wk	BAL#	CIN*	CLE	PIT
1	1-0	0-1	0-1	1-0
2	2-0	1-1	0-2	1-1
3	3-0	2-1	0-3	1-2
4	3-1	3-1	0-4	2-2
5	3-2	4-1	1-4	3-2
6	3-3	4-2	1-5	4-2
7	Bye	5-2	1-6	5-2
8	4-3	Bye	1-7	Bye
9	4-4	6-2	Bye	6-2
10	5-4	7-2	1-8	6-3
11	5-5	7-3	1-9	6-4
12	6-5	8-3	1-10	6-5
13	6-6	9-3	1-11	6-6
14	7-6	9-4	2-11	6-7
15	8-6	9-5	3-11	7-7
16	8-7	10-5	4-11	8-7
17	9-7	10-6	5-11	9-7

2012 (AFC NORTH)

Wk	BAL*	CIN#	CLE	PIT
1	1-0	0-1	0-1	0-1
2	1-1	1-1	0-2	1-1
3	2-1	2-1	0-3	1-2
4	3-1	3-1	0-4	Bye
5	4-1	3-2	0-5	2-2
6	5-1	3-3	1-5	2-3
7	5-2	3-4	1-6	3-3
8	Bye	Bye	2-6	4-3
9	6-2	3-5	2-7	5-3
10	7-2	4-5	Bye	6-3
11	8-2	5-5	2-8	6-4
12	9-2	6-5	3-8	6-5
13	9-3	7-5	4-8	7-5
14	9-4	7-6	5-8	7-6
15	9-5	8-6	5-9	7-7
16	10-5	9-6	5-10	7-8
17	10-6	10-6	5-11	8-8

2015 (AFC NORTH)

Wk	BAL	CIN*	CLE	PIT#
1	0-1	1-0	0-1	0-1
2	0-2	2-0	1-1	1-1
3	0-3	3-0	1-2	2-1
4	1-3	4-0	1-3	2-2
5	1-4	5-0	2-3	3-2
6	1-5	6-0	2-4	4-2
7	1-6	Bye	2-5	4-3
8	2-6	7-0	2-6	4-4
9	Bye	8-0	2-7	5-4
10	2-7	8-1	2-8	6-4
11	3-7	8-2	Bye	Bye
12	4-7	9-2	2-9	6-5
13	4-8	10-2	2-10	7-5
14	4-9	10-3	3-10	8-5
15	4-10	11-3	3-11	9-5
16	5-10	11-4	3-12	9-6
17	5-11	12-4	3-13	10-6

2016 (AFC NORTH)				
Wk	BAL	CIN	CLE	PIT*
1	1-0	1-0	0-1	1-0
2	2-0	1-1	0-2	2-0
3	3-0	1-2	0-3	2-1
4	3-1	2-2	0-4	3-1
5	3-2	2-3	0-5	4-1
6	3-3	2-4	0-6	4-2
7	3-4	3-4	0-7	4-3
8	Bye	3-4-1	0-8	Bye
9	4-4	Bye	0-9	4-4
10	5-4	3-5-1	0-10	4-5
11	5-5	3-6-1	0-11	5-5
12	6-5	3-7-1	0-12	6-5
13	7-5	4-7-1	Bye	7-5
14	7-6	5-7-1	0-13	8-5
15	8-6	5-8-1	0-14	9-5
16	8-7	5-9-1	1-14	10-5
17	8-8	6-9-1	1-15	11-5

2019 (AFC NORTH)				
Wk	BAL*	CIN	CLE	PIT
1	1-0	0-1	0-1	0-1
2	2-0	0-2	0-2	0-2
3	2-1	0-3	1-2	0-3
4	2-2	0-4	2-2	1-3
5	3-2	0-5	2-3	1-4
6	4-2	0-6	2-4	2-4
7	5-2	0-7	Bye	Bye
8	Bye	0-8	2-5	3-4
9	6-2	Bye	2-6	4-4
10	7-2	0-9	3-6	5-4
11	8-2	0-10	4-6	5-5
12	9-2	0-11	5-6	6-5
13	10-2	1-11	5-7	7-5
14	11-2	1-12	6-7	8-5
15	12-2	1-13	6-8	8-6
16	13-2	1-14	6-9	8-7
17	14-2	2-14	6-10	8-8

2022 (AFC NORTH)				
Wk	BAL	CIN*	CLE	PIT
1	1-0	0-1	1-0	1-0
2	1-1	0-2	1-1	1-1
3	2-1	1-2	2-1	1-2
4	2-2	2-2	2-2	1-3
5	3-2	2-3	2-3	1-4
6	3-3	3-3	2-4	2-4
7	4-3	4-3	2-5	2-5
8	5-3	4-4	3-5	2-6
9	6-3	5-4	Bye	Bye
10	Bye	Bye	3-6	3-6
11	7-3	6-4	3-7	3-7
12	7-4	7-4	4-7	4-7
13	8-4	8-4	5-7	5-7
14	9-4	9-4	5-8	5-8
15	9-5	10-4	6-8	6-8
16	10-5	11-4	6-9	7-8
17	10-6	Ccd.	7-9	8-8
18	10-7	12-4	7-10	9-8

2017 (AFC NORTH)				
Wk	BAL	CIN	CLE	PIT*
1	1-0	0-1	0-1	1-0
2	2-0	0-2	0-2	2-0
3	2-1	0-3	0-3	2-1
4	2-2	1-3	0-4	3-1
5	3-2	2-3	0-5	3-2
6	3-3	Bye	0-6	4-2
7	3-4	2-4	0-7	5-2
8	4-4	3-4	0-8	6-2
9	4-5	3-5	0-9	Bye
10	Bye	3-6	0-10	7-2
11	5-5	4-6	0-11	8-2
12	6-5	5-6	0-12	9-2
13	7-5	5-7	Bye	10-2
14	7-6	5-8	0-13	11-2
15	8-6	5-9	0-14	11-3
16	9-6	6-9	0-15	12-3
17	9-7	7-9	0-16	13-3

2020 (AFC NORTH)				
Wk	BAL	CIN	CLE	PIT*
1	1-0	0-1	0-1	1-0
2	2-0	0-2	1-1	2-0
3	2-1	0-2-1	2-1	3-0
4	3-1	1-2-1	3-1	Bye
5	4-1	1-3-1	4-1	4-0
6	5-1	1-4-1	4-2	5-0
7	Bye	1-5-1	5-2	6-0
8	5-2	2-5-1	5-3	7-0
9	6-2	Bye	Bye	8-0
10	6-3	2-6-1	6-3	9-0
11	6-4	2-7-1	7-3	10-0
12	6-5	2-8-1	8-3	11-0
13	7-5	2-9-1	9-3	11-1
14	8-5	2-10-1	9-4	11-2
15	9-5	3-10-1	10-4	11-3
16	10-5	4-10-1	10-5	12-3
17	11-5	4-11-1	11-5	12-4

2018 (AFC NORTH)				
Wk	BAL*	CIN	CLE	PIT
1	1-0	1-0	0-0-1	0-0-1
2	1-1	2-0	0-1-1	0-1-1
3	2-1	2-1	1-1-1	1-1-1
4	3-1	3-1	1-2-1	1-2-1
5	3-2	4-1	2-2-1	2-2-1
6	3-3	4-2	2-3-1	3-2-1
7	4-3	4-3	2-4-1	Bye
8	4-4	5-3	2-5-1	4-2-1
9	4-5	Bye	2-6-1	5-2-1
10	Bye	5-4	3-6-1	6-2-1
11	5-5	5-5	Bye	7-2-1
12	6-5	5-6	4-6-1	7-3-1
13	7-5	5-7	4-7-1	7-4-1
14	7-6	5-8	5-7-1	7-5-1
15	8-6	6-8	6-7-1	8-5-1
16	9-6	6-9	7-7-1	8-6-1
17	10-6	6-10	7-8-1	9-6-1

2021 (AFC NORTH)				
Wk	BAL	CIN*	CLE	PIT
1	0-1	1-0	0-1	1-0
2	1-1	1-1	1-1	1-1
3	2-1	2-1	2-1	1-2
4	3-1	3-1	3-1	1-3
5	4-1	3-2	3-2	2-3
6	5-1	4-2	3-3	3-3
7	5-2	5-2	4-3	Bye
8	Bye	5-3	4-4	4-3
9	6-2	5-4	5-4	5-3
10	6-3	Bye	5-5	5-3-1
11	7-3	6-4	6-5	5-4-1
12	8-3	7-4	6-6	5-5-1
13	8-4	7-5	Bye	6-5-1
14	8-5	7-6	7-6	6-6-1
15	8-6	8-6	7-7	7-6-1
16	8-7	9-6	7-8	7-7-1
17	8-8	10-6	7-9	8-7-1
18	8-9	10-7	8-9	9-7-1

Year	OFFENSE			DEFENSE			TURNOVERS
	Total	Rushing	Passing	Total	Rushing	Passing	Ratio (Ranking)
1970	20	12	18	14	12	17	-10
1971	17	13	t-14	18	5	26	+7
1972	13	2	22	8	6	10	+22
1973	11	8	15	4	5	5	+15
1974	8	2	21	1	6	1	+7
1975	7	2	14	4	8	4	+2
1976	9	1	22	1	1	6	+15
1977	4	7	5	7	5	12	-5
1978	t-8	14	12	3	2	12	+11
1979	1	2	2	2	4	10	-10
1980	6	15	6	12	7	22	-2
1981	11	5	13	22	8	26	-5
1982	8	8	17	17	1	23	0
1983	22	4	27	3	7	5	+2
1984	8	t-6	15	5	4	15	+2 (11)
1985	13	13	13	6	12	2	-1
1986	20	7	24	18	15	18	-3 (16)
1987	25	5	28	13	4	23	+11 (t-4)
1988	15	6	21	28	14	27	-6 (t-22)
1989	28	18	28	19	t-19	16	+11 (t-3)
1990	22	13	25	1	11	1	+10 (5)
1991	20	17	18	22	11	26	0 (t-11)
1992	9	4	21	13	t-17	8	+11 (2)
1993	7	6	13	3	3	15	+11 (t-3)
1994	13	1	23	2	7	3	+14 (1)
1995	6	12	8	3	2	6	0 (t-14)
1996	15	2	27	2	3	5	+7 (t-7)
1997	6	1	23	6	1	18	+1 (14)
1998	25	7	29	12	13	18	-3 (18)
1999	22	10	26	11	26	4	+3 (t-12)
2000	18	4	29	7	12	9	+14 (6)
2001	3	1	21	1	1	4	+7 (t-9)
2002	4	9	7	3	1	20	0 (t-15)
2003	22	31	14	9	12	11	-3 (21)
2004	16	2	28	1	1	4	+11 (t-5)
2005	15	5	24	4	3	16	+7 (t-9)
2006	7	10	9	9	3	20	-8 (t-27)
2007	17	3	22	1	3	3	+3 (12)
2008	22	23	17	1	2	1	+4 (t-11)
2009	7	19	9	5	3	16	-3 (20)
2010	14	11	14	2	1	12	+17 (2)
2011	12	14	10	1	8	1	-13 (t-28)
2012	21	26	14	1	2	1	-10 (t-24)
2013	20	t-27	12	13	21	9	-4 (t-20)
2014	2	16	2	18	6	27	0 (t-16)
2015	3	16	3	21	5	30	+2 (16)
2016	7	14	t-5	12	13	16	+5 (t-9)
2017	3	20	3	5	10	5	+2 (14)
2018	4	31	2	6	6	10	-11 (28)
2019	30	29	31	5	14	3	+8 (7)
2020	t-24	32	15	3	11	3	+9 (t-3)
2021	23	29	15	24	32	9	+2 (t-13)
2022	23	16	24	14	9	20	+4 (t-9)

CAREER TOTAL YARDS FROM SCRIMMAGE

Rk.	Player	Total Yds	Rush Yds	Rec Yds
1.	Franco Harris, 1972-83	14,234	11,950	2,284
2.	Hines Ward, 1998-11	12,511	428	12,083
3.	Jerome Bettis, 1996-05	11,377	10,571	806
4.	Antonio Brown, 2010-18	11,326	119	11,207
5.	John Stallworth, 1974-87	8,834	111	8,723
6.	Le'Veon Bell, 2013-17	7,996	5,336	2,660
7.	Heath Miller, 2005-15	6,577	8	6,569
8.	Louis Lipps, 1984-91	6,406	388	6,018
9.	Willie Parker, 2004-09	6,075	5,378	697
10.	Lynn Swann, 1974-82	5,534	72	5,462
11.	Dick Hoak, 1961-70	5,417	3,965	1,452
12.	John Henry Johnson, 1960-65	5,195	4,381	814
13.	Merril Hoge, 1987-93	5,169	3,115	2,054
14.	Rocky Bleier, 1968, 1971-80	5,159	3,865	1,294
15.	Elbie Nickel, 1947-57	5,131	0	5,131
16.	Ray Mathews, 1951-59	4,976	1,057	3,919
17.	Frank Pollard, 1980-88	4,861	3,989	872
18.	Barry Foster, 1990-94	4,747	3,943	804
19.	Buddy Dial, 1959-63	4,737	14	4,723
20.	Walter Abercrombie, 1982-87	4,696	3,343	1,353

ACTIVE TOTAL YARDS FROM SCRIMMAGE

Rk.	Player	Total Yds	Rush	Rec
1.	Diontae Johnson, 2019-22	3,877	134	3,646
2.	Najee Harris, 2021-22	2,934	2,238	696
3.	Pat Freiermuth, 2021-22	1,229	0	1,229
4.	Benny Snell Jr., 2019-21	1,096	982	114
5.	George Pickens, 2022	825	24	801
6.	Jaylen Warren, 2022	593	379	214
7.	Zach Gentry, 2019-22	303	0	303
8.	Kenny Pickett, 2022	237	237	0
9.	Anthony McFarland Jr., 2020-22	222	146	76
10.	Connor Heyward, 2022	178	27	151
11.	Steven Sims, 2022	174	70	104
12.	Gunner Olszewski, 2022	92	39	53
13.	Mason Rudolph, 2018-22	89	89	0
14.	Derek Watt, 2020-22	48	22	26
15.	Mitch Trubisky, 2022	38	38	0
16.	Cody White, 2021-22	35	0	35
17.	Miles Boykin, 2022	11	0	11
18.	Marcus Allen, 2018-22	4	0	4
19.	Anthony Miller, 2021-22	2	0	2

CAREER RUSHING YARDS

Rk.	Player	Att.	Yds.	Avg.	TDs
1.	Franco Harris, 1972-83	2,881	11,950	4.2	91
2.	Jerome Bettis, 1996-05	2,683	10,571	3.9	78
3.	Willie Parker, 2004-09	1,253	5,378	4.3	24
4.	Le'Veon Bell, 2013-17	1,229	5,336	4.3	35
5.	John Henry Johnson, 1960-65	1,006	4,381	4.4	26
6.	Frank Pollard, 1980-88	953	3,989	4.2	20
7.	Dick Hoak, 1961-70	1,132	3,965	3.5	25
8.	Barry Foster, 1990-94	915	3,943	4.3	26
9.	Rocky Bleier, 1968, 1971-80	928	3,865	4.2	23
10.	Rashard Mendenhall, 2008-12	864	3,549	4.1	29
11.	Walter Abercrombie, 1982-87	842	3,343	4.0	22
12.	Fran Rogel, 1950-57	900	3,271	3.6	17
13.	Merril Hoge, 1987-93	819	3,115	3.8	21
14.	John Fuqua, 1970-76	699	2,942	4.2	21
15.	Tom Tracy, 1958-63	737	2,717	3.7	15
16.	Kordell Stewart, 1995-02	496	2,561	5.2	35
17.	James Conner, 2017-20	532	2,302	4.3	22
18.	Terry Bradshaw, 1970-83	444	2,257	5.1	32
19.	Preston Pearson, 1970-74	573	2,243	3.9	8
20.	Najee Harris, 2021-22	579	2,238	3.9	14

ACTIVE RUSHING YARDS

Rank	Player	Att.	Yds.	Avg.	TDs
1.	Najee Harris, 2021-22	579	2,238	3.9	14
2.	Benny Snell Jr., 2020-22	275	982	3.6	7
3.	Jaylen Warren, 2022	77	379	4.9	1
4.	Kenny Pickett, 2022	55	237	4.3	3
5.	Anthony McFarland Jr., 2020-22	42	146	3.5	0
6.	Diontae Johnson, 2020-22	19	134	7.1	0
7.	Mason Rudolph, 2018-22	33	89	2.7	0
8.	Steven Sims, 2022	13	70	5.4	0
9.	Gunner Olszewski, 2022	8	39	4.9	0
10.	Mitch Trubisky, 2022	19	38	2.0	2
11.	Connor Heyward, 2022	2	27	13.5	0
12.	George Pickens, 2022	3	24	8.0	1
13.	Derek Watt, 2020-22	10	22	2.2	1
14.	Marcus Allen, 2018-22	1	1	1.0	0

CAREER PASSING YARDS

Rk.	Player	Att.	Comp.	Yards	Pct.	TDs	Int.	Rtg.
1.	Ben Roethlisberger, 2004-21	8,443	5,440	64,088	64.4	418	211	93.5
2.	Terry Bradshaw, 1970-83	3,901	2,025	27,989	51.9	212	210	70.9
3.	Kordell Stewart, 1995-02	2,107	1,190	13,328	56.5	70	72	72.3
4.	Neil O'Donnell, 1990-95	1,871	1,069	12,867	57.1	68	39	81.8
5.	Bubby Brister, 1986-92	1,477	776	10,104	52.5	51	57	69.8
6.	Bobby Layne, 1958-62	1,156	569	9,030	49.2	66	81	65.5
7.	Jim Finks, 1949-55	1,382	661	8,622	47.8	55	88	54.7
8.	Mark Malone, 1980-87	1,374	690	8,582	50.2	54	68	62.4
9.	Tommy Maddox, 2001-05	1,036	603	7,139	58.2	42	40	76.7
10.	Mike Tomczak, 1993-99	973	546	6,649	56.1	37	43	71.6
11.	Ed Brown, 1962-65	736	339	5,821	46.1	38	50	62.3
12.	Bill Nelsen, 1963-67	591	274	4,440	46.4	27	30	66.1
13.	Dick Shiner, 1968-69	513	245	3,278	47.8	25	27	62.8
14.	Cliff Stoudt, 1977-83	479	244	3,217	50.9	14	28	57.9
15.	David Woodley, 1984-85	339	179	2,630	52.8	14	21	66.4
16.	Kent Nix, 1967-69	451	217	2,597	48.1	14	33	46.0
17.	Terry Hanratty, 1969-75	417	159	2,478	38.1	24	34	43.8
18.	Kenny Pickett, 2022	389	245	2,404	63.0	7	9	76.7
19.	Mason Rudolph, 2019-22	384	236	2,366	61.5	16	11	80.9
20.	Earl Morrall, 1957-58	335	155	2,175	46.3	12	19	56.0

ACTIVE PASSING YARDS

Rk.	Player	Att.	Comp.	Yards	Pct.	TDs	Int.	Rtg.
1.	Kenny Pickett, 2022	389	245	2,404	63.0	7	9	76.7
2.	Mason Rudolph, 2019-22	384	236	2,366	61.5	16	11	80.9
3.	Mitch Trubisky, 2022	180	117	1,252	65.0	4	5	81.1

CAREER RECEIVING YARDS					
Rk.	Player	No.	Yds.	Avg.	TDs
1.	Hines Ward, 1998-11	1,000	12,083	12.1	85
2.	Antonio Brown, 2010-18	837	11,207	13.4	74
3.	John Stallworth, 1974-87	537	8,723	16.2	63
4.	Heath Miller, 2005-15	592	6,569	11.1	45
5.	Louis Lipps, 1984-91	358	6,018	16.8	39
6.	Lynn Swann, 1974-82	336	5,462	16.3	51
7.	Elbie Nickel, 1947-57	329	5,131	15.6	37
8.	Buddy Dial, 1959-63	219	4,723	21.6	42
9.	Plaxico Burress, 2000-04, '12-13	264	4,206	15.9	23
10.	Mike Wallace, 2009-12	235	4,042	17.2	32
11.	Ray Matthews, 1951-59	230	3,919	17.0	34
12.	Juju Smith-Schuster, 2017-21	323	3,855	11.9	26
13.	Santonio Holmes, 2006-09	235	3,835	16.3	20
14.	Roy Jefferson, 1965-69	199	3,671	18.4	29
15.	Yancy Thigpen, 1992-97	222	3,651	16.4	21
16.	Diontae Johnson, 2019-22	340	3,646	10.7	20
17.	Charles Johnson, 1994-98	247	3,400	13.8	15
18.	Ron Shanklin, 1970-74	166	3,047	18.4	24
19.	Bennie Cunningham, 1976-85	202	2,879	14.3	20
20.	Eric Green, 1990-94	198	2,681	13.5	24

ACTIVE RECEIVING YARDS					
Rank	Player	No.	Yds.	Avg.	TDs
1.	Diontae Johnson, 2019-22	340	3,646	10.7	20
2.	Pat Freiermuth, 2021-22	123	1,229	10.0	9
3.	George Pickens, 2022	52	801	15.4	4
4.	Najee Harris, 2021-22	115	696	6.1	6
5.	Zach Gentry, 2019-22	39	303	7.8	0
6.	Jaylen Warren, 2022	28	214	7.6	0
7.	Connor Heyward, 2022	12	151	12.6	1
8.	Benny Snell Jr., 2019-22	17	114	6.7	0
9.	Steven Sims, 2022	14	104	7.4	0
10.	Anthony McFarland Jr., 2020-22	9	76	8.4	0
11.	Gunner Olszewski, 2022	5	53	10.6	0
12.	Cody White, 2021-22	6	35	5.8	0
13.	Derek Watt, 2020-22	8	26	3.3	1
14.	Miles Boykin, 2022	2	11	5.5	0
15.	Anthony Miller, 2021-22	1	2	2.0	0

CAREER SCORING					
Rk.	Player	TDs	PATs	FGs	Pts
1.	Gary Anderson, 1982-94	0	416	309	1,343
2.	Jeff Reed, 2002-10	0	307	204	919
3.	Chris Boswell, 2015-22	0	249	202	855
4.	Roy Gerela, 1971-78	0	293	146	731
5.	Franco Harris, 1972-83	100	0	0	600
6.	Shaun Suisham, 2010-15	0	173	124	545
7.	Hines Ward, 1998-11	86	**5	0	526
8.	Antonio Brown, 2010-18	79	**4	0	482
	Jerome Bettis, 1996-05	80	**1	0	482
10.	Norm Johnson, 1995-98	0	137	105	452
11.	John Stallworth, 1974-87	64	0	0	384
12.	Kris Brown, 1999-01	0	96	80	336
13.	Lynn Swann, 1974-82	53	0	0	318
14.	Mike Clark, 1964-67	0	116	57	287
15.	Lou Michaels, 1961-63	0	91	62	277
16.	Heath Miller, 2005-15	45	**3	0	276
	Louis Lipps, 1984-91	46	0	0	276
18.	Ray Mathews, 1951-59	43	1	0	@261
19.	Le'Veon Bell, 2013-17	42	**1	0	254
20.	Buddy Dial, 1959-63	42	0	0	252

ACTIVE SCORING					
Rk.	Player	TDs	PATs	FGs	Pts
1.	Chris Boswell, 2015-22	0	249	202	855
2.	Diontae Johnson, 2019-22	21	**3	0	132
3.	Najee Harris, 2021-22	20	0	0	120
4.	Matthew Wright, 2022	0	14	16	62
5.	Pat Freiermuth, 2021-22	9	**1	0	56
6.	Benny Snell Jr., 2019-22	7	0	0	42
7.	George Pickens, 2022	5	**1	0	32
8.	Minkah Fitzpatrick, 2019-22	4	0	0	24
9.	Kenny Pickett, 2022	3	0	0	18
10.	Derek Watt, 2020-22	2	0	0	@14
11.	Mitch Trubisky, 2022	2	0	0	12
12.	Devin Bush, 2019-22	1	0	0	6
	Connor Heyward, 2022	1	0	0	6
	Jaylen Warren, 2022	1	0	0	6
	Robert Spillane, 2019-21	1	0	0	6

****2-pt. Conversion**
@ Includes one safety

CAREER INTERCEPTIONS					
Rk.	Player	Int.	Yds.	Avg.	TDs
1.	Mel Blount, 1970-83	57	736	12.9	2
2.	Jack Butler, 1951-59	52	827	15.9	4
3.	Donnie Shell, 1974-87	51	490	9.6	2
4.	Rod Woodson, 1987-96	38	779	20.5	5
5.	Dwayne Woodruff, 1979-90	37	689	18.6	3
6.	Mike Wagner, 1971-80	36	491	13.6	0
7.	Troy Polamalu, 2003-14	32	398	12.4	3
	Darren Perry, 1992-98	32	574	17.9	1
	Jack Ham, 1971-82	32	218	6.8	1
	10. Jack Lambert, 1974-84	28	243	8.7	0
ACTIVE INTERCEPTIONS					
Rk.	Player	Int.	Yds.	Avg.	TDs
1.	Minkah Fitzpatrick, 2019-22	17	319	18.8	3
2.	Cameron Sutton, 2017-22	8	56	7.0	0
3.	T.J. Watt, 2017-22	6	24	4.0	0
4.	Terrell Edmunds, 2018-22	5	61	12.2	0
5.	Levi Wallace, 2022	4	6	1.5	0
	Ahkello Witherspoon, 2021-22	4	45	11.3	0
7.	Cameron Heyward, 2011-22	2	0	0.0	0
	Devin Bush, 2019-22	2	6	3.0	0
	Damontae Kazee, 2022	2	14	7.0	0
	James Pierre, 2020-22	2	0	0.0	0
11.	Alex Highsmith, 2020-22	1	2	2.0	0
	Arthur Maulet, 2021-22	1	12	12.0	0
	Tre Norwood, 2021-22	1	0	0.0	0
	Robert Spillane, 2020-22	1	33	33.0	1

CAREER SACKS		
Rk.	Player	Sacks
1.	James Harrison, 2002, 2004-12, 2014-17	80.5
2.	Cameron Heyward, 2011-22	78.5
3.	L.C. Greenwood, 1969-81	78.0
4.	T. J. Watt, 2017-22	77.5
	Joe Greene, 1969-81	77.5
6.	Jason Gildon, 1994-03	77.0
7.	Joey Porter, 1999-06	60.0
8.	Keith Willis, 1982-91	59.0
9.	LaMarr Woodley, 2007-13	57.0
10.	Dwight White, 1971-80	55.0
11.	Greg Lloyd, 1988-97	53.5
12.	Aaron Smith, 1999-11	44.0
13.	Bud Dupree, 2015-20	39.5
	Ernie Holmes, 1972-77	39.5
15.	Andy Russell, 1963-76	38.0
16.	Lawrence Timmons, 2007-16	35.5
	Kevin Greene, 1993-95	35.5
18.	Gary Dunn, 1976-87	35.0
19.	Stephon Tuitt, 2014-21	34.5
	Ben McGee, 1964-72	34.5
ACTIVE SACKS		
Rank	Player	Sacks
1.	Cameron Heyward, 2011-22	78.5
2.	T. J. Watt, 2017-22	77.5
3.	Alex Highsmith, 2020-22	22.5
4.	Chris Wormley, 2020-22	8.5
5.	Tyson Alualu, 2017-22	7.5
6.	Terrell Edmunds, 2018-22	5.0
7.	Devin Bush, 2019-22	4.0
8.	Robert Spillane, 2020-22	3.0
9.	Arthur Maulet, 2021-22	2.0
	Cameron Sutton, 2017-22	2.0
11.	Larry Ogunjobi, 2022	1.5
12.	Isaiah Loder milk, 2021-22	1.0
	Carlos Davis, 2020-22	1.0
	Malik Reed, 2022	1.0

CAREER FUMBLE RECOVERIES			
Rk.	Player	FR	TDs
1.	Ernie Stautner, 1950-63	23	0
2.	Jack Ham, 1971-82	21	1
	Rod Woodson, 1987-96	21	1
4.	Donnie Shell, 1974-87	19	2
5.	John Reger, 1955-63	17	1
	Jack Lambert, 1974-84	17	0
7.	Carnell Lake, 1989-98	16	2
	Joe Greene, 1969-81	16	0
9.	Greg Lloyd, 1988-97	15	0
10.	Robin Cole, 1977-87	14	0
	L.C. Greenwood, 1969-81	14	0
ACTIVE FUMBLE RECOVERIES			
Rk.	Player	FR	TDs
1.	T.J. Watt, 2017-22	7	0
	Cameron Heyward, 2011-22	7	0
3.	Devin Bush, 2019-22	5	1
4.	Minkah Fitzpatrick, 2019-22	4	1
5.	Terrell Edmunds, 2018-22	1	0
	Robert Spillane, 2019-22	1	0
	Cam Sutton, 2017-22	1	0
	James Pierre, 2020-22	1	0
	Chris Wormley, 2020-22	1	0

Year	Player	Record
1969	Terry Hanratty	0-5
1970	Terry Hanratty	2-4
	Terry Bradshaw	3-5
1971	Terry Hanratty	1-0
	Terry Bradshaw	5-8
1972	Terry Bradshaw	11-3
1973	Terry Hanratty	2-2
	Terry Bradshaw	8-1
	Joe Gilliam	0-1
1974	Terry Hanratty	1-0
	Terry Bradshaw	5-2
	Joe Gilliam	4-1-1
1975	Terry Bradshaw	12-2
1976	Terry Bradshaw	4-4
	Mike Kruzcek	6-0
1977	Terry Bradshaw	9-5
1978	Terry Bradshaw	14-2
1979	Terry Bradshaw	12-4
1980	Terry Bradshaw	9-6
	Cliff Stoudt	0-1
1981	Terry Bradshaw	8-6
	Mark Malone	0-2
1982	Terry Bradshaw	6-3
1983	Terry Bradshaw	1-0
	Cliff Stoudt	9-6
1984	David Woodley	3-4
	Mark Malone	6-3
1985	David Woodley	4-2
	Mark Malone	3-5
	Scott Campbell	0-2
1986	Mark Malone	6-8
	Bubby Brister	0-2
1987	Mark Malone	6-6
	Steve Bono	2-1

Year	Player	Record
1988	Bubby Brister	4-9
	Todd Blackledge	1-2
1989	Bubby Brister	8-6
	Todd Blackledge	1-1
1990	Bubby Brister	9-7
1991	Bubby Brister	5-3
	Neil O'Donnell	2-6
1992	Neil O'Donnell	9-3
	Bubby Brister	2-2
1993	Neil O'Donnell	9-6
	Mike Tomczak	0-1
1994	Neil O'Donnell	10-4
	Mike Tomczak	2-0
1995	Neil O'Donnell	9-3
	Mike Tomczak	2-2
1996	Mike Tomczak	10-5
	Jim Miller	0-1
1997	Kordell Stewart	11-5
1998	Kordell Stewart	7-9
1999	Kordell Stewart	5-6
	Mike Tomczak	1-4
2000	Kordell Stewart	7-4
	Kent Graham	2-3
2001	Kordell Stewart	13-3
2002	Tommy Maddox	8-3-1
	Kordell Stewart	2-2
2003	Tommy Maddox	6-10
2004	Ben Roethlisberger	13-0
	Tommy Maddox	2-1
2005	Ben Roethlisberger	9-3
	Charlie Batch	2-0
	Tommy Maddox	0-2
2006	Ben Roethlisberger	7-8
	Charlie Batch	1-0

Year	Player	Record
2007	Ben Roethlisberger	10-5
	Charlie Batch	0-1
2008	Ben Roethlisberger	12-4
2009	Ben Roethlisberger	9-6
	Dennis Dixon	0-1
2010	Ben Roethlisberger	9-3
	Dennis Dixon	2-0
	Charlie Batch	1-1
2011	Ben Roethlisberger	11-4
	Charlie Batch	1-0
2012	Ben Roethlisberger	7-6
	Charlie Batch	1-1
	Byron Leftwich	0-1
2013	Ben Roethlisberger	8-8
2014	Ben Roethlisberger	11-5
2015	Ben Roethlisberger	7-4
	Mike Vick	2-1
	Landry Jones	1-1
2016	Ben Roethlisberger	10-4
	Landry Jones	1-1
2017	Ben Roethlisberger	12-3
	Landry Jones	1-0
2018	Ben Roethlisberger	9-6-1
2019	Ben Roethlisberger	0-2
	Mason Rudolph	5-3
	Devlin Hodges	3-3
2020	Ben Roethlisberger	12-3
	Mason Rudolph	0-1
2021	Ben Roethlisberger	9-7
	Mason Rudolph	0-1
2022	Kenny Pickett	7-5
	Mitch Trubisky	2-3

Name (Years)	Record
Ben Roethlisberger (2004-21)	165-81-1
Terry Bradshaw (1970-83)	107-51
Kordell Stewart (1995-02)	45-29
Neil O'Donnell (1990-95)	39-22
Bubby Brister (1986-92)	28-29
Mark Malone (1981-87)	21-24
Tommy Maddox (2002-05)	16-16-1
Mike Tomczak (1993-99)	15-12
Cliff Stoudt (1977-83)	10-7
Kenny Pickett (2022)	7-5
David Woodley (1984-85)	7-6
Mike Kruzcek (1976-79)	6-0
Charlie Batch (2002-12)	6-3
Terry Hanratty (1969-75)	6-11

Name (Years)	Record
Mason Rudolph (2018-21)	5-4-1
Joe Gilliam (1972-75)	4-2-1
Devlin Hodges (2019)	3-3
Mike Vick (2015)	2-1
Dennis Dixon (2008-11)	2-1
Steve Bono (1987-88)	2-1
Landry Jones (2013-17)	3-2
Mitch Trubisky (2022)	2-3
Kent Graham (2000)	2-3
Todd Blackledge (1988-89)	2-3
Byron Leftwich (2008, 2010-12)	0-1
Jim Miller (1995-96)	0-1
Scott Campbell (1984-86)	0-2

Year	Player	Att.	Yds.	Avg.	TD	Long
2022	Najee Harris	272	1,034	3.8	7	36
	Jaylen Warren	77	379	4.9	1	31
	Total	349	1,413	4.0	8	36
2021	Najee Harris	307	1,200	3.9	7	37t
	Benny Snell Jr.	36	98	2.7	0	9
	Total	343	1,298	3.8	7	37t
2020	James Conner	169	721	4.3	6	59
	Benny Snell Jr.	111	368	3.3	4	30
	Total	280	1,089	3.9	10	59
2019	James Conner	116	464	4.0	4	25
	Benny Snell Jr.	108	426	3.9	2	23
	Total	224	890	4.0	6	25
2018	James Conner	215	973	4.5	12	30
	Jaylen Samuels	56	256	4.6	0	25
	Total	271	1,229	4.5	12	30
2017	Le'Veon Bell	321	1,291	4.0	9	27
	James Conner	32	144	4.5	0	23
	Total	353	1,435	4.1	9	27
2016	Le'Veon Bell	261	1,268	4.9	7	44
	DeAngelo Williams	98	343	3.5	4	17
	Total	359	1,611	4.5	11	44
2015	DeAngelo Williams	200	907	4.5	11	55
	Le'Veon Bell	113	556	4.9	3	42
	Total	313	1,463	4.7	14	55
2014	Le'Veon Bell	290	1,361	4.7	8	81
	LeGarrette Blount	65	266	4.1	2	50
	Total	355	1,627	4.6	10	81
2013	Le'Veon Bell	244	860	3.5	8	43
	Jonathan Dwyer	49	197	4.0	0	30
	Total	293	1,057	3.6	8	43
2012	Jonathan Dwyer	156	623	4.0	2	34
	Isaac Redman	110	410	3.7	2	28
	Total	266	1,033	3.9	4	34
2011	Rashard Mendenhall	228	928	4.1	9	68
	Isaac Redman	110	479	4.4	3	27
	Total	338	1,407	4.2	12	68
2010	Rashard Mendenhall	324	1,273	3.9	13	50t
	Isaac Redman	52	247	4.8	0	23
	Total	376	1,520	4.0	13	50t
2009	Rashard Mendenhall	242	1,108	4.6	7	60
	Willie Parker	98	389	4.0	0	34
	Total	340	1,497	4.4	7	60
2008	Willie Parker	210	791	3.8	5	34t
	Mewelde Moore	140	588	4.2	5	32t
	Total	350	1,379	3.9	10	34t
2007	Willie Parker	321	1,316	4.1	2	32
	Najeh Davenport	107	499	4.7	5	45
	Total	428	1,815	4.2	7	45
2006	Willie Parker	337	1,494	4.4	13	76
	Najeh Davenport	60	221	3.7	1	48
	Total	397	1,715	4.3	14	76
2005	Willie Parker	255	1,202	4.7	4	80t
	Jerome Bettis	110	368	3.3	9	39
	Total	365	1,570	4.3	13	80t
2004	Jerome Bettis	250	941	3.8	13	29
	Duce Staley	192	830	4.3	1	38
	Total	442	1,771	4.0	14	38

Year	Player	Att.	Yds.	Avg.	TD	Long
2003	Jerome Bettis	246	811	3.3	7	21
	Amos Zereoue	132	433	3.3	2	22
	Total	378	1,244	3.3	9	22
2002	Amos Zereoue	193	762	3.9	4	42
	Jerome Bettis	187	666	3.6	9	41t
	Total	380	1,428	3.8	13	42
2001	Jerome Bettis	225	1,072	4.8	4	48
	Kordell Stewart	96	537	5.6	5	48t
	Total	321	1,609	5.0	9	48t
2000	Jerome Bettis	355	1,341	3.8	8	30
	Kordell Stewart	78	436	5.6	7	45t
	Total	433	1,777	4.1	15	45t
1999	Jerome Bettis	299	1,091	3.6	7	35
	Richard Huntley	93	567	6.1	5	52
	Total	392	1,658	4.2	12	52
1998	Jerome Bettis	316	1,185	3.8	3	42
	Kordell Stewart	81	406	5.0	2	56
	Total	397	1,591	4.1	5	56
1997	Jerome Bettis	375	1,665	4.4	7	34
	Kordell Stewart	88	476	5.4	11	74t
	Total	463	2,141	4.6	18	74t
1996	Jerome Bettis	320	1,431	4.5	11	50t
	Eric Pegram	97	509	5.2	1	27
	Total	417	1,940	4.6	12	50t
1995	Eric Pegram	213	813	3.8	5	38
	Bam Morris	148	559	3.8	9	30t
	Total	361	1,372	3.8	14	38
1994	Barry Foster	216	851	3.9	5	29t
	Bam Morris	198	836	4.2	7	20
	Total	414	1,687	4.1	12	29t
1993	Leroy Thompson	205	763	3.7	3	36
	Barry Foster	177	711	4.0	8	38
	Total	382	1,474	3.8	11	38
1992	Barry Foster	390	1,690	4.3	11	69
	Leroy Thompson	35	157	4.5	1	25
	Total	425	1,847	4.3	12	69
1991	Merril Hoge	165	610	3.7	2	24
	Barry Foster	96	488	5.1	1	56t
	Total	261	1,098	4.2	3	56t
1990	Merril Hoge	203	772	3.8	7	41t
	Tim Worley	109	418	3.8	0	38
	Total	312	1,190	3.8	7	41t
1989	Tim Worley	195	770	3.9	5	38
	Merril Hoge	186	621	3.3	8	31
	Total	381	1,391	3.7	13	38
1988	Merril Hoge	170	705	4.1	3	20
	Warren Williams	87	409	4.7	0	33
	Total	257	1,114	4.3	3	33
1987	Earnest Jackson	180	696	3.9	1	39
	Frank Pollard	128	536	4.2	3	33
	Total	308	1,232	4.0	4	39
1986	Earnest Jackson	216	910	4.2	5	31
	Walter Abercrombie	214	877	4.1	6	38t
	Total	430	1,787	4.2	11	38t
1985	Frank Pollard	233	991	4.3	3	56
	Walter Abercrombie	227	851	3.8	7	32t
	Total	460	1,842	4.0	10	56

Year	Player	Att.	Yds.	Avg.	TD	Long
1984	Frank Pollard	213	851	4.0	6	52
	Walter Abercrombie	145	610	4.2	1	31
	Total	358	1,461	4.1	7	52
1983	Franco Harris	279	1,007	3.6	5	19
	Frank Pollard	135	608	4.5	4	32
	Total	414	1,615	3.9	9	32
1982	Franco Harris	140	604	4.3	2	21
	Frank Pollard	62	238	3.8	2	18
	Total	202	842	4.2	4	21
1981	Franco Harris	242	987	4.1	8	50
	Frank Pollard	123	570	4.6	2	29
	Total	365	1,557	4.3	10	50
1980	Franco Harris	208	789	3.8	4	26
	Rocky Bleier	78	340	4.4	1	19
	Total	286	1,129	3.9	5	26
1979	Franco Harris	267	1,186	4.4	11	71t
	Sidney Thornton	118	585	5.0	6	75
	Total	385	1,771	4.6	17	75
1978	Franco Harris	310	1,082	3.5	8	37
	Rocky Bleier	165	633	3.8	5	24
	Total	475	1,715	3.6	13	37
1977	Franco Harris	300	1,162	3.9	11	61t
	Rocky Bleier	135	465	3.4	4	16
	Total	435	1,627	3.7	15	61t
1976	Franco Harris	289	1,128	3.9	14	30
	Rocky Bleier	220	1,036	4.7	5	28
	Total	509	2,164	4.3	19	30
1975	Franco Harris	262	1,006	3.8	10	36
	Rocky Bleier	140	528	3.8	2	17
	Total	402	1,534	3.8	12	36
1974	Franco Harris	208	1,006	4.8	5	54
	Rocky Bleier	88	373	4.2	2	18
	Total	296	1,379	4.6	7	54
1973	Franco Harris	188	698	3.7	3	35
	Preston Pearson	132	554	4.2	2	47
	Total	320	1,252	3.9	5	47
1972	Franco Harris	188	1,055	5.6	10	75t
	Frenchy Fuqua	150	665	4.4	4	47
	Total	338	1,720	5.1	14	75t
1971	Frenchy Fuqua	155	625	4.0	4	30
	Preston Pearson	131	605	4.6	2	27
	Total	286	1,230	4.3	6	30
1970	Frenchy Fuqua	138	691	5.0	7	85
	Preston Pearson	173	503	2.9	2	30
	Total	311	1,194	3.8	9	85
1969	Dick Hoak	151	531	3.5	2	13
	Earl Gros	116	343	3.0	4	16
	Total	267	874	3.3	6	16

Year	Player	Rec.	Yds.	Avg.	TD	Long
2022	Diontae Johnson	86	882	10.3	0	37
	Pat Freiermuth	63	732	11.6	2	57
	Total	149	1,614	10.8	2	57
2021	Diontae Johnson	107	1,161	10.9	8	50t
	Najee Harris	74	467	6.3	3	25t
	Total	181	1,628	9.0	11	50t
2020	Diontae Johnson	88	923	10.5	7	46
	Chase Claypool	62	873	14.1	9	84t
	Total	150	1,796	12.0	16	84t
2019	Diontae Johnson	59	680	11.5	5	45t
	Jaylen Samuels	47	305	6.5	1	27
	Total	106	985	9.3	6	45t
2018	Juju Smith-Schuster	111	1,426	12.8	7	97t
	Antonio Brown	104	1,297	12.5	15	78t
	Total	215	2,723	12.7	22	97t
2017	Antonio Brown	101	1,533	15.2	9	57
	Le'Veon Bell	85	655	7.7	2	42
	Total	186	2,188	11.8	11	57
2016	Antonio Brown	106	1,284	12.1	12	51
	Le'Veon Bell	75	616	8.2	2	32
	Total	181	1,900	10.5	14	51
2015	Antonio Brown	136	1,834	13.5	10	59
	Heath Miller	60	535	8.9	2	27
	Total	196	2,369	12.1	12	59
2014	Antonio Brown	129	1,698	13.2	13	63t
	Le'Veon Bell	83	854	10.3	3	38
	Total	212	2,552	12.0	16	63t
2013	Antonio Brown	110	1,499	13.6	8	56
	Emmanuel Sanders	67	740	11.0	6	55t
	Total	177	2,239	12.6	14	55t
2012	Heath Miller	71	816	11.5	8	43
	Antonio Brown	66	787	11.9	5	60t
	Total	137	1,603	11.7	13	60t
2011	Mike Wallace	72	1,193	16.6	8	95t
	Antonio Brown	69	1,108	16.1	2	79t
	Total	141	2,301	16.3	10	95t
2010	Mike Wallace	60	1,257	21.0	10	56t
	Hines Ward	59	755	12.8	5	43
	Total	119	2,012	16.9	15	56t
2009	Hines Ward	95	1,167	12.3	6	54
	Santonio Holmes	79	1,248	15.8	5	57
	Total	174	2,415	13.9	11	57
2008	Hines Ward	81	1,043	12.9	7	49
	Santonio Holmes	55	821	14.9	5	48
	Total	136	1,864	13.7	12	49
2007	Hines Ward	71	732	10.3	7	25
	Santonio Holmes	52	942	18.1	8	83
	Total	123	1,674	13.6	15	83
2006	Hines Ward	74	975	13.2	6	70t
	Santonio Holmes	49	824	16.8	2	67t
	Total	123	1,799	14.6	8	70t
2005	Hines Ward	69	975	14.1	11	85t
	Antwan Randle El	35	558	15.9	1	63t
	Total	104	1,533	14.7	12	85t
2004	Hines Ward	80	1,004	12.6	4	58
	Antwan Randle El	43	601	14.0	3	39
	Total	123	1,605	13.0	7	58

Year	Player	Rec.	Yds.	Avg.	TD	Long
2003	Hines Ward	95	1,163	12.2	10	50
	Plaxico Burress	60	860	14.3	4	47
	Total	155	2,023	13.1	14	50
2002	Hines Ward	112	1,329	11.9	12	72t
	Plaxico Burress	78	1,325	17.0	7	62t
	Total	190	2,654	13.9	19	72t
2001	Hines Ward	94	1,003	10.7	4	34
	Plaxico Burress	66	1,008	15.3	6	43
	Total	160	2,011	15.3	10	43
2000	Hines Ward	48	672	14.0	4	77t
	Bobby Shaw	40	672	16.8	4	45t
	Total	88	1,344	15.3	8	77t
1999	Troy Edwards	61	714	11.7	5	41
	Hines Ward	61	638	10.5	7	42
	Total	122	1,352	11.1	12	42
1998	Courtney Hawkins	66	751	11.4	1	53
	Charles Johnson	65	815	12.5	7	55t
	Total	131	1,566	11.9	8	55t
1997	Yancey Thigpen	79	1,398	17.7	7	69t
	Charles Johnson	46	568	12.3	2	49
	Total	125	1,966	15.7	9	69t
1996	Andre Hastings	72	739	10.3	6	38
	Charles Johnson	60	1,009	16.8	3	70t
	Total	132	1,747	13.2	9	70t
1995	Yancey Thigpen	85	1,307	15.4	5	43
	Andre Hastings	48	502	10.5	1	36
	Total	133	1,809	13.6	6	43
1994	John L. Williams	51	378	7.4	2	23
	Eric Green	46	618	13.4	4	46
	Total	97	996	10.3	6	46
1993	Eric Green	63	942	15.0	5	71t
	Dwight Stone	41	587	14.3	2	44
	Total	104	1,529	14.7	7	71t
1992	Jeff Graham	49	711	14.5	1	51
	Barry Foster	36	344	9.6	0	42
	Total	85	1,055	12.4	1	51
1991	Louis Lipps	55	671	12.2	2	35
	Merrill Hoge	49	379	7.7	2	25
	Total	104	1,050	10.1	3	35
1990	Louis Lipps	50	682	13.6	3	37
	Merrill Hoge	40	342	8.6	3	27
	Total	90	1,024	11.4	6	37
1989	Louis Lipps	50	944	18.9	5	79t
	Rodney Carter	38	267	7.0	3	22t
	Total	88	1,211	13.7	8	79t
1988	Louis Lipps	50	973	19.5	5	89t
	Merrill Hoge	50	487	9.7	3	40
	Total	100	1,460	14.6	8	89t
1987	John Stallworth	41	521	12.7	2	45
	Walter Abercrombie	24	209	8.7	0	24
	Total	65	730	11.2	2	45
1986	Walter Abercrombie	47	395	8.4	2	27
	Louis Lipps	38	590	15.5	2	48
	Total	85	985	11.6	4	48
1985	John Stallworth	75	937	12.5	5	41
	Louis Lipps	59	1,134	19.2	12	51
	Total	134	2,071	15.5	17	51

Year	Player	Rec.	Yds.	Avg.	TD	Long
1984	John Stallworth	80	1,395	17.4	11	51
	Louis Lipps	45	860	19.1	9	80t
	Total	125	2,255	18.0	20	80t
1983	Calvin Sweeney	39	577	14.8	5	42
	Bennie Cunningham	35	442	12.6	3	25
	Total	74	1,019	13.8	8	42
1982	Franco Harris	31	249	8.0	0	20
	John Stallworth	27	441	16.3	7	74t
	Total	58	690	11.9	7	74t
1981	John Stallworth	63	1,098	17.4	5	55
	Bennie Cunningham	41	574	14.0	3	30
	Total	104	1,672	16.1	8	55
1980	Lynn Swann	44	710	16.1	7	68t
	Jim Smith	37	711	19.2	9	45t
	Total	81	1,421	17.5	16	68t
1979	John Stallworth	70	1,183	16.9	8	65t
	Lynn Swann	41	808	19.7	5	65
	Total	111	1,991	17.9	13	65t
1978	Lynn Swann	61	880	14.4	11	62
	John Stallworth	41	798	19.5	9	70
	Total	102	1,678	16.5	20	70
1977	Lynn Swann	50	789	15.8	7	47
	John Stallworth	44	784	17.8	7	49t
	Total	94	1,573	16.7	14	49t
1976	Lynn Swann	28	516	18.4	3	47
	Rocky Bleier	24	294	12.3	0	32
	Total	52	810	15.6	3	47
1975	Lynn Swann	49	781	15.9	11	43t
	Franco Harris	28	214	7.6	1	44t
	Total	77	995	12.9	12	44t
1974	Frank Lewis	30	365	12.2	4	31t
	Franco Harris	23	200	8.7	1	31t
	Total	53	565	10.7	5	31t
1973	Ron Shanklin	30	711	23.7	10	67
	Frank Lewis	23	409	17.8	3	53t
	Total	53	1,120	21.1	13	67
1972	Ron Shanklin	38	669	17.6	3	57t
	Frank Lewis	27	391	14.5	5	52
	Total	65	1,060	16.3	8	57t
1971	Ron Shanklin	49	652	13.3	6	42
	Frenchy Fuqua	49	427	8.7	1	40
	Total	98	1,079	11.0	7	42
1970	Ron Shanklin	30	691	23.0	4	81
	Dave Smith	30	458	15.3	2	87
	Total	60	1,149	19.2	6	87
1969	Roy Jefferson	67	1,079	16.1	9	63
	J.R. Wilson	20	373	18.7	0	52
	Total	87	1,452	16.7	9	63

ASTRODOME		KINGDOME		SILVERDOME		METRODOME		SUPERDOME		LUCAS OIL STADIUM*	
Year	Result	Year	Result	Year	Result	Year	Result	Year	Result	Year	Result
1970	W (7-3)	1981	L (24-21)	1983	L (45-3)	1986	L (31-7)	1981	W (20-6)	1984	L (17-16)
1971	L (29-3)	1982	L (16-0)	1989	W (22-3)	1993	W (45-17)	1984	L (27-24)	1991	W (21-3)
1972	W (9-3)	1983	W (27-21)	1998	L (19-16, OT)	2005	W (18-3)	1990	W (9-6)	2005	L (26-7)
1973	W (36-7)	1986	L (30-0)		Record: 1-2		Record: 2-1	2002	L (32-29)	^2005	W (21-18)
1974	W (13-7)	1993	L (16-6)					2010	L (20-10)	2011	W (23-20)
1975	W (32-9)		Record: 1-4					2018	L (31-28)	2016	W (28-7)
1976	W (21-0)								Record: 2-4	2017	W (20-17)
1977	L (27-10)									2022	W (24-17)
1978	W (13-3)										Record: 6-2
1979	L (20-17)										
1980	L (6-0)										
1981	L (21-20)										
1982	W (24-10)										
1983	W (40-28)										
1984	L (23-20, OT)										
1985	W (30-7)										
1986	W (22-16, OT)										
1987	L (24-16)										
1988	W (37-24)										
1989	L (27-0)										
^1989	W (26-23, OT)										
1990	L (34-14)										
1991	L (31-6)										
1992	W (29-24)										
1993	L (23-3)										
1994	W (12-9, OT)										
1995	W (34-17)										
1996	L (23-13)										
	Record: 16-12										
GEORGIA DOME		EDWARD JONES DOME**		FORD FIELD		NRG STADIUM***		UNIV. OF PHX. STADIUM		AT&T STADIUM	
Year	Result	Year	Result	Year	Result	Year	Result	Year	Result	Year	Result
1996	W (20-17)	2007	W (41-24)	+2005	W (21-10)	2005	W (27-7)	2007	L (21-14)	#2010	L (31-25)
2006	L (41-38, OT)	2015	W (12-6)	2009	W (28-20)	2011	L (17-10)	2011	W (32-20)	2012	L (27-24, OT)
2014	W (27-20)		Record: 2-0	2017	W (20-15)	2017	W (34-6)	2019	W (23-17)	2020	W (24-19)
	Record: 2-1				Record: 3-0		Record: 2-1		Record: 2-1		Record: 1-2
SOFI STADIUM		U.S. BANK STADIUM		MERCEDES-BENZ STADIUM							
Year	Result	Year	Result	Year	Result						
2021	L (41-37)	2021	L (36-28)	2022	W (19-16)						
	Record: 0-1		Record: 0-1		Record: 1-0						

*The Colts formerly played at the RCA Dome (1984-2008), which was originally named the Hoosier Dome (switched names in 1994).

**The Edward Jones Dome was formerly the TWA Dome and the Dome at America's Center (switched names in 2002).

***NRG Stadium was formerly Reliant Stadium (switched names in 2014).

^Playoff Game

+Super Bowl XL

Super Bowl XLV

THE LAST TIME THE STEELERS/OPPONENT...

Overtime Game Won

By Steelers – Pittsburgh 23, Cincinnati 20, 9/11/22
By Opponent – Chicago 23, Pittsburgh 17, 9/24/17

Tie Game

Home – Pittsburgh 16, Detroit 16, 11/14/21
Away – Pittsburgh 21, at Cleveland 21, 9/9/18

Shutout

By Steelers – Pittsburgh 27, St. Louis 0, 12/24/11
By Opponent – Jacksonville 9, Pittsburgh 0, 9/18/06

Kickoff Returned for a TD

By Steelers – JuJu Smith Schuster (96 yards) vs. Cleveland, 12/31/17
By Opponent – Jacoby Jones (108 yards) vs. Baltimore, 11/2/14

Punt Returned for a TD

By Steelers – **Diontae Johnson** (85 yards) vs. Arizona, 12/8/19
By Opponent – Desmond King II vs. L.A. Chargers, 12/12/18

Intercepted Pass Returned for a TD

By Steelers – **Minkah Fitzpatrick** (31 yards) at Cincinnati, 9/11/22
By Opponent – Mike Hilton (24 yards) at Cincinnati, 11/28/21

Fumble Returned for a TD

By Steelers – **Minkah Fitzpatrick** (43 yards) vs. L.A. Rams, 11/10/19
By Opponent – Denzel Ward (0 yards) at Cleveland, 9/22/22

Blocked Punt

By Steelers – **Miles Killebrew** at L.A. Chargers, 11/21/21
By Opponent – Javorius Allen at Baltimore, 11/6/16

Blocked Punt for a TD

By Steelers – Ulysees Gilbert III (8 yards) at Buffalo, 9/12/21
By Opponent – Chris Moore (14 yards) at Baltimore, 11/6/16

Blocked Field Goal

By Steelers – **Cam Heyward** at Buffalo, 10/09/22
By Opponent – Calais Campbell vs. Baltimore, 12/11/22

Blocked Field Goal for a TD

By Steelers – Bob O'Neill (73 yards) vs. Chicago Cardinals, 10/13/57
By Opponent – Chris Moore (14 yards) at Baltimore, 11/6/16

Blocked PAT

By Steelers – **Minkah Fitzpatrick** at Cincinnati, 9/11/22
By Opponent – Tyrone Crawford at Dallas, 11/8/20



Minkah Fitzpatrick Intercepted Pass for a TD 10/7/18 vs. Atlanta

Safety Scored

By Steelers – vs. Denver (Sam Martin tackled in endzone by **Derek Watt**), 9/20/20
By Opponent – at Baltimore Ravens (Devlin Hodges called for intentional grounding in the endzone), 12/29/19

Two 100-Yard Rushers in Same Game

By Steelers – at Carolina (Le'Veon Bell 147, LeGarrette Blount 118), 9/21/14
By Opponent – None

200 Yards Rushing

By Steelers – Le'Veon Bell (236 yards) at Buffalo, 12/11/16
By Opponent – Dalvin Cook (205 yards) at Minnesota, 12/9/21

300 Yards Passing

By Steelers – Ben Roethlisberger (308 yards) at Minnesota, 12/9/21
By Opponent – Joe Burrow (355 yards) vs. Cincinnati, 11/20/22

400 Yards Passing

By Steelers – Ben Roethlisberger (402 yards) at Denver, 11/25/18
By Opponent – Josh Allen (424 yards) at Buffalo, 10/09/22

500 Yards Passing

By Steelers – Ben Roethlisberger (506 yards) vs. Baltimore, 12/10/17
By Opponent – None

200 Yards Receiving

By Steelers – Markus Wheaton [201 yards] at Seattle, 11/29/15
By Opponent – A.J. Green (224 yards) at Cincinnati, 12/7/14

Four TD Passes

By Steelers – Ben Roethlisberger vs. Cincinnati, 11/15/20
By Opponent – Joe Burrow vs. Cincinnati, 11/20/22

Five TD Passes

By Steelers – Ben Roethlisberger vs. Carolina, 11/8/18
By Opponent – Russell Wilson at Seattle, 11/29/15

Six TD Passes

By Steelers – Ben Roethlisberger vs. Baltimore, 11/2/14
By Opponent – Patrick Mahomes vs. Kansas City, 9/16/18

Three TD Receptions

By Steelers – **Chase Claypool** vs. Philadelphia, 10/11/20
By Opponent – Samajie Perine vs. Cincinnati, 11/20/22

Four TD Receptions

By Steelers – Roy Jefferson vs. Atlanta, 11/3/68
By Opponent – Don Beebe at Buffalo, 9/8/91

Three TDs Rushing

By Steelers – Le'Veon Bell at Buffalo, 12/11/16
By Opponent – Arlen Harris vs. St. Louis, 10/26/03

Four Field Goals

By Steelers – Matthew Wright at Atlanta, 12/4/22
By Opponent – Justin Tucker vs. Baltimore, 9/30/18

Five Field Goals

By Steelers – **Chris Boswell** at Cincinnati, 10/22/17
By Opponent – Matt Prater at Detroit, 10/29/17

THE LAST TIME THE STEELERS/OPPONENT...

Six Field GoalsBy Steelers – **Chris Boswell** at Cincinnati, 12/18/16

By Opponent – Todd Peterson vs. Seattle, 9/26/99

Three Interceptions

By Steelers – Darren Perry at Cleveland, 9/11/94

By Opponent – Dick Anderson (4) at Miami, 12/3/73

Four Interceptions

By Steelers – Jack Butler vs. Washington, 12/13/53

By Opponent – Dick Anderson at Miami, 12/3/73

Three SacksBy Steelers – **Alex Highsmith** at Cincinnati, 9/11/22

By Opponent – Terrell Suggs at Baltimore, 9/11/11

Four SacksBy Steelers – **T.J. Watt** vs. Cleveland, 1/3/22

By Opponent – Alfred Williams vs. Cincinnati, 10/16/94

Five Sacks

By Steelers – Joe Greene at Houston, 12/10/72

By Opponent – None

Gained 500 Yards of Total Offense

By Steelers – 527 (75 rush, 452 pass) at Denver, 11/25/18

By Opponent – 552 (120 rush, 432 pass) at Buffalo, 10/09/22

Limited Team to Under 100 Yards of Total Offense

By Steelers – 98 (81 rush, 17 pass), 10/29/06 at Oakland

By Opponent – 53 (36 rush, 17 pass), 9/10/89 vs. Cleveland

Three Interceptions (TEAM)

By Steelers – at Arizona, 12/8/19

By Opponent – vs. Baltimore, 12/11/22

Four Interceptions (TEAM)

By Steelers – at Cincinnati, 9/11/22

By Opponent – vs. N.Y. Jets, 10/2/22

Five Interceptions (TEAM)

By Steelers: 12/5/93 vs. New England

By Opponent: 10/8/17 vs. Jacksonville

Five Takeaways (TEAM)

By Steelers – (5) at Cincinnati (4 INT, 1 FUM), 9/11/22

By Opponent – (5) vs. Buffalo (4 INT, 1 FUM), 12/15/19

Six Takeaways (TEAM)

By Steelers – (7) at Tennessee (3 INT, 4 FUM), 9/19/10

By Opponent – (6) at Cleveland (4 INT, 2 FUM), 9/9/18

Two 100-Yard Receivers in Same Game

By Steelers – at New Orleans (Brown 185, Smith-Schuster 115), 12/23/18

By Opponent – at Buffalo (Davis 171, Diggs 102), 10/09/22

100 Yards Rushing

By Steelers – vs. Cleveland (37-144), 1/8/23

By Opponent – vs. Cleveland (22-134), 1/8/23

200 Yards Rushing

By Steelers: vs. New Orleans (43-217), 11/13/22

By Opponent: vs. Baltimore (42-215), 12/11/22

100-Yard Rusher and 100-Yard ReceiverBy Steelers – vs. Denver (**Harris** 122, Claypool 130), 11/28/19

By Opponent – at Cleveland (Chubb 113, Cooper 101), 9/22/22

100-Yard Rusher and Two 100-Yard Receivers

By Steelers – at Cincinnati (Conner 111, Smith-Schuster 111, Brown 105), 10/7/18

By Opponent – at New England (Ridley 115, Gronkowski 143, Dobson 130), 11/3/13

100-Yard Rusher, 300-Yard Passer and 100-Yard Receiver

By Steelers – at Cleveland (Conner 135, Roethlisberger 335, Smith-Schuster 119), 9/9/18

By Opponent – vs. Dallas (Elliott 114, Prescott 319, Bryant 116), 1/13/16

100-Yard Rusher, 300-Yard Passer and Two 100-Yard Receivers

By Steelers – at Cincinnati (Conner 111, Smith-Schuster 111, Brown 105, Roethlisberger 369), 10/14/18

By Opponent – at New England (Ridley 115, Brady 432, Gronkowski 143, Dobson 130), 11/3/13

100-Yard Rusher and 300-Yard Passer

By Steelers – vs. Indianapolis (D. Williams 134, Roethlisberger 364), 12/6/15

By Opponent – at New England (Ridley 115, Brady 432), 11/3/13

100-Yard Receiver and 300-Yard PasserBy Steelers – vs. Cincinnati (**Harris** 116, Roethlisberger 318), 9/26/21

By Opponent – vs. Cincinnati (Higgins 148, Burrow 355), 11/20/22

Two 100-Yard Receivers and 300-Yard Passer

By Steelers – at New Orleans (Brown 185, Smith-Schuster 115, Roethlisberger 462), 12/23/18

By Opponent – at Buffalo (Davis 171, Diggs 102, Allen 424), 10/09/22

100-Yard Rusher, 100-Yard Receiver, 200-Yard Receiver and 400-Yard Passer

By Steelers: vs. Atlanta (Zereoue 123, Burress 253, Ward 139, Maddox 473), 11/10/02

By Opponent – None

100-Yard Rusher, Two 100-Yard Receivers and 400-Yard Passer

By Steelers: vs. Atlanta (Zereoue 123, Burress 253, Ward 139, Maddox 473), 11/10/02

By Opponent: at New England (Ridley 115, Gronkowski 143, Dobson 130, Brady 432), 11/3/13

Three 100-Yard Receivers and 300-Yard Passer

By Steelers: vs. Chicago Cardinals (Orr 205, McClair 139, Tracy 106, Layne 409), 12/13/58

By Opponent – at St. Louis (D. Williams 114, Conrad 133, Smith 105, Hart 353), 11/10/68

Three Rushing TouchdownsBy Steelers – vs. Cleveland (Connor 1, Claypool 1, **Snell** 1), 10/18/20

By Opponent – at Cincinnati (Mixon 2, Burrow 1), 11/28/21

Four Rushing Touchdowns

By Steelers – Detroit (Bettis 3, Roethlisberger 1), 1/1/06

By Opponent – at San Diego (McGee 2, Anderson 1, Spencer 1), 12/8/85

THE LAST TIME THE STEELERS/OPPONENT...

Five Rushing Touchdowns

By Steelers – at Kansas City (Bettis 2, Stewart 2, Pegram 1), 11/3/96
By Opponent – at Cleveland (Hanulak 3, Morrison 1, Reynolds 1), 12/12/54

Three Touchdown Passes

By Steelers – at L.A. Chargers (Roethlisberger 3), 11/21/21
By Opponent – at L.A. Chargers (Herbert 3), 11/21/21

Four Touchdown Passes

By Steelers – vs. Cincinnati (Roethlisberger 4), 11/15/20
By Opponent – vs. Cincinnati (Burrow 4), 11/20/22

Five Touchdown Passes

By Steelers – vs. Carolina (Roethlisberger 5), 11/8/18
By Opponent – at Seattle (Wilson 5), 11/29/15

Six Touchdown Passes

By Steelers – vs. Baltimore (Roethlisberger 6), 11/2/14
By Opponent – vs. Kansas City (Mahomes 6), 9/16/18

Six Sacks

By Steelers – at Jacksonville (6-40), 11/18/18
By Opponent – vs. New Orleans (6-37), 11/13/22

Seven Sacks

By Steelers – at Cincinnati (7-39), 9/11/22
By Opponent – at Cleveland (8-60), 12/20/09

Eight or more Sacks

By Steelers – vs. Cleveland (9-46), 1/3/22
By Opponent – at Cleveland (8-60), 12/20/09

Two Opponent Fumble Recoveries

By Steelers – vs. Cincinnati (**Snell** 1, Nelson 1), 11/15/20
By Opponent – at New Orleans (Okafor 1, Davis 1), 12/23/18

Three Opponent Fumble Recoveries

By Steelers – vs. Tennessee (**Fitzpatrick** 1, **Watt** 1, Haden 1), 12/19/21
By Opponent – at Cleveland (Schobert 2, Peppers 1), 9/9/18

Shutout on Road

By Steelers – at Cleveland (41-0), 12/24/05
By Opponent – at Baltimore (0-27), 11/26/06

Shutout at Home

By Steelers – vs. St. Louis (27-0), 12/24/11
By Opponent – vs. Baltimore (0-16), 9/3/00

Overtime Win away from Pittsburgh

By Steelers – at Cincinnati (23-20), 9/11/22
By Opponent – at Dallas (27-24), 12/16/12

Overtime Win in Pittsburgh

By Steelers – vs. Seattle (23-20), 10/17/21
By Opponent – vs. Baltimore (23-20), 10/1/15

40 Points

By Steelers – vs. Atlanta (41-17), 10/17/18
By Opponent – at Cincinnati (41-10), 11/28/21

50 Points

By Steelers – vs. Carolina (52-21), 11/8/18
By Opponent – at New England (55-31), 11/3/13

Two-Point Conversion

By Steelers – vs. Cleveland (**Pickett** - **Johnson** pass), 1/8/23
By Opponent – vs. Denver (Driskel-Fant pass), 9/20/20

Missed Point-After-Touchdown Attempt

By Steelers – vs. Chicago (**Chris Boswell** missed kick), 11/8/21
By Opponent – at Cleveland (Cade York hit right upright), 9/22/22

THE LAST TIME THE STEELERS/OPPONENT ...	
Overtime Game Won By Steelers – Pittsburgh 20, N.Y. Jets 17, AFC Divisional Playoff, 1/15/05 By Opponent – Denver 29, Pittsburgh 23, AFC Wild Card Game, 1/8/12	200 Yards Rushing By Steelers – None By Opponent – None
Shutout By Steelers – None By Opponent – Philadelphia 21, Pittsburgh 0, Eastern Division Playoff, 12/21/1947	300 Yards Passing By Steelers – Ben Roethlisberger (469) vs. Jacksonville, AFC Divisional Playoff, 1/14/15 By Opponent – Tom Brady (384) at New England, AFC Championship Game, 1/22/17
Kickoff Return for TD By Steelers – None By Opponent – None	400 Yards Passing By Steelers – Roethlisberger (469) vs. Jacksonville, AFC Divisional Playoff, 1/14/15 By Opponent – Patrick Mahomes (404) at Kansas City, AFC Wild Card, 1/16/22
Punt Return for TD By Steelers – Santonio Holmes (67 yards) vs. San Diego, AFC Divisional Playoff, 1/11/09 By Opponent – Santana Moss (75 yards) vs. N.Y. Jets, AFC Divisional Playoff, 1/15/05	500 Yards Passing By Steelers – Roethlisberger (501) vs. Cleveland, AFC Wild Card Playoff, 1/10/21 By Opponent – None
Interception Return for TD By Steelers – James Harrison (100 yards) vs. Arizona, Super Bowl XLIII, 2/1/09 By Opponent – Nick Collins (37 yards) vs. Green Bay, Super Bowl XLV, 2/6/11	200 Yards Receiving By Steelers – None By Opponent – Demaryius Thomas (204 yards) at Denver, AFC Wild Card Game, 1/8/12
Fumble Return for TD By Steelers – William Gay (19 yards) vs. N.Y. Jets, AFC Championship Game, 1/23/11 By Opponent – Telvin Smith (50 yards) vs. Jacksonville, AFC Divisional Playoff, 1/14/18	Four TD Passes By Steelers – Roethlisberger (4) vs. Cleveland, AFC Wild Card Playoff, 1/10/21 By Opponent – Dan Marino, vs. Miami, AFC Championship Game, 1/6/85
Blocked Punt By Steelers – None By Opponent – Keith Cash, at Kansas City, AFC Wild Card Game, 1/8/94	Five TD Passes By Steelers – Ben Roethlisberger, vs. Jacksonville, AFC Divisional Playoff, 1/14/18 By Opponent – Patrick Mahomes (5) at Kansas City, AFC Wild Card, 1/16/22
Blocked Punt for TD By Steelers – None By Opponent – Terry Brown, vs. Minnesota, Super Bowl IX, 1/12/75	Six TD Passes By Steelers – None By Opponent – None
Blocked Field Goal By Steelers – None By Opponent – Brian Mitchell, vs. New England, AFC Championship Game, 1/27/02	Three TD Receptions By Steelers – None By Opponent – None
Blocked Field Goal for TD By Steelers – None By Opponent – Antwan Harris (49 yards), vs. New England, AFC Championship Game, 1/27/02	Four TD Receptions By Steelers – None By Opponent – None
Safety Scored By Steelers – vs. Baltimore, AFC Wild Card Game, (Punt blocked by Shamarko Thomas out of bounds in end zone), 1/3/15 By Opponent – vs. N.Y. Jets, AFC Championship Game, (Ben Roethlisberger tackled by Mike Devito), 1/23/11	Three TDs Rushing By Steelers – Franco Harris, vs. Buffalo, AFC Divisional Playoff, 12/22/74 By Opponent – Leonard Fournette, vs. Jacksonville, AFC Divisional Playoff, 1/14/18
100 Yards Rushing By Steelers – Le'Veon Bell (170) at Kansas City, AFC Divisional Playoff, 1/15/17 By Opponent – Leonard Fournette (109 yards) vs. Jacksonville, AFC Divisional Playoff, 1/14/18	Four Field Goals By Steelers – Chris Boswell, at Kansas City, AFC Divisional Playoff, 1/15/17 (6) By Opponent – Brandon McManus, at Denver, AFC Divisional Playoff, 1/17/16
Two 100-yard Rushers in Same Game By Steelers – None By Opponent – None	

THE LAST TIME THE STEELERS/OPPONENT...

Five Field Goals

By Steelers – **Chris Boswell, at Kansas City, AFC Divisional Playoff, 1/15/17 (6)**
By Opponent – Brandon McManus, at Denver, AFC Divisional Playoff, 1/17/16

Six Field Goals

By Steelers – **Chris Boswell, at Kansas City, AFC Divisional Playoff, 1/15/17**
By Opponent – None

Three Interceptions

By Steelers – None
By Opponent – None

Four Interceptions

By Steelers – None
By Opponent – None

Three Sacks

By Steelers – James Harrison, vs. Baltimore, AFC Divisional Playoff, 1/15/11
By Opponent – Terrell Suggs, vs. Baltimore, AFC Divisional Playoff, 1/15/11

Four Sacks

By Steelers – None
By Opponent – None

Five Sacks

By Steelers – None
By Opponent – None

500 Yards of Total Offense

By Steelers – 553 (52 rushing, 501 passing) vs. Cleveland, AFC Wild Card Playoff, 1/10/21
By Opponent – 569 (134 rushing, 435 passing) vs. Miami, AFC Championship Game, 1/6/85

Limited Team to Under 100 Yards of Total Offense

By Steelers – None
By Opponent – None

Three Interceptions (TEAM)

By Steelers – vs. Baltimore, AFC Championship Game, 1/18/09
By Opponent – vs. Jacksonville, AFC Wild Card Game, 1/5/08

Four Interceptions (TEAM)

By Steelers – None
By Opponent – vs. Cleveland, AFC Wild Card, 1/10/21

Five Interceptions (TEAM)

By Steelers – vs. Houston, AFC Championship Game, 1/7/79
By Opponent – None

Five Takeaways (TEAM)

By Steelers – vs. Houston (9), AFC Championship Game (5 INT, 4 FUM), 1/7/79
By Opponent – vs. Cleveland, AFC Wild Card (4 INT, 1 FUM, 1/10/21

Six Takeaways (TEAM)

By Steelers – vs. Houston (9), AFC Championship Game (5 INT, 4 FUM), 1/7/79
By Opponent – vs. Oakland (8), AFC Championship Game (3 INT, 5 FUM), 1/4/76

Two 100–Yard Receivers in Same Game

By Steelers – vs. Cleveland (**Smith-Schuster 13-157, Johnson 11-117**), AFC Wild Card, 1/10/21
By Opponent – at New England (Hogan 9 – 180, Edelman 8 – 118), AFC Championship Game, 1/22/17

100 Yards Rushing (TEAM)

By Steelers – at Kansas City, AFC Divisional Playoff (34-171), 1/15/17
By Opponent – at Kansas City, AFC Wild Card (22-106), 1/16/22

200 Yards Rushing (TEAM)

By Steelers – vs. Indianapolis, AFC Wild Card Game (51–231), 12/29/96
By Opponent – at Oakland, AFC Divisional Playoff (55–232), 12/22/73

100–Yard Rusher and 100–Yard Receiver

By Steelers – at Kansas City, AFC Divisional Playoff (Bell 170, A. Brown 108), 1/15/17
By Opponent – vs. San Diego, AFC Wild Card Game (Muncie 126, Chandler 124, Winslow 102), 1/9/83

100–Yard Rusher and Two 100–Yard Receivers

By Steelers – None
By Opponent – 1/9/83 vs. San Diego, AFC Wild Card Game (Muncie 126, Chandler 124, Winslow 102)

100–Yard Rusher, 300–Yard Passer and 100–Yard Receiver

By Steelers – None
By Opponent – 1/9/83 vs. San Diego, AFC Wild Card Game (Muncie 126, Fouts 333, Chandler 124, Winslow 102)

100–Yard Rusher, 300–Yard Passer and Two 100–Yard Receiver

By Steelers – None
By Opponent – 1/9/83 vs. San Diego, AFC Wild Card Game (Muncie 126, Fouts 333, Chandler 124, Winslow 102)

100–Yard Rusher and 300–Yard Passer

By Steelers – None
By Opponent – 1/9/83 vs. San Diego, AFC Wild Card Game (Muncie 126, Fouts 333)

Two 100–Yard Receivers and 300–Yard Passer

By Steelers – 1/10/21 vs. Cleveland, AFC Wild Card Playoff (**Smith-Schuster 13-157, Johnson 11-117**, Roethlisberger 501)
By Opponent – 1/22/17 at New England, AFC Championship Game (Brady 384, Hogan 180, Edelman 118)

100–Yard Rusher, 100–Yard Receiver, 200–Yard Receiver and 400–Yard Passer

By Steelers – None
By Opponent – None

100–Yard Rusher, Two 100–Yard Receivers and 400–Yard Passer

By Steelers – None
By Opponent – None

THE LAST TIME THE STEELERS/OPPONENT...	
Three 100–Yard Receivers and 300–Yard Passer	OT Win Away from Pittsburgh
By Steelers – None	By Steelers – 1/31/89 at Houston, AFC Wild Card Game (23–20)
By Opponent – None	By Opponent – 1/8/12 at Denver, AFC Wild Card Game (29–23)
Three Rushing Touchdowns	OT Win in Pittsburgh
By Steelers – 1/11/09 vs. San Diego, AFC Divisional Playoff (Parker 2, Russell 1)	By Steelers – 1/15/05 vs. N.Y. Jets, AFC Divisional Playoff (20–17)
By Opponent – 1/4/18 vs. Jacksonville, AFC Divisional Playoff (Fournette 3, Yeldon 1)	By Opponent – None
Four Rushing Touchdowns	40 Points
By Steelers – 12/29/96, vs. Indianapolis, AFC Wild Card Game (Bettis 2, Stewart 2, Witman 1)	By Steelers – 1/14/18 vs. Jacksonville, AFC Divisional Playoff (42–45)
By Opponent – 1/14/18 vs. Jacksonville, AFC Divisional Playoff (Fournette 3, Yeldon 1)	By Opponent – 1/16/22 at Kansas City, AFC Wild Card (42–21)
Five Rushing Touchdowns	50 Points
By Steelers – 12/29/96, vs. Indianapolis, AFC Wild Card Game (Bettis 2, Stewart 2, Witman 1)	By Steelers – None
By Opponent – None	By Opponent – None
Three Touchdown Passes	Two–Point Conversion
By Steelers – 1/14/18 vs. Jacksonville, AFC Divisional Playoff (Roethlisberger 5)	By Steelers – 1/22/17 at New England, AFC Championship Game (Roethlisberger pass to D. Williams)
By Opponent – 1/22/17 at New England, AFC Championship Game (Brady 3)	By Opponent – 1/17/16 at Denver, AFC Divisional Playoff [Peyton Manning pass to Demaryius Thomas]
Four Touchdown Passes	Missed Point–After–Touchdown Attempt
By Steelers – 1/14/18 vs. Jacksonville, AFC Divisional Playoff (Roethlisberger 5)	By Steelers – 1/22/17 at New England, AFC Championship Game (Chris Boswell kick failed)
By Opponent – 1/6/85 vs. Miami, AFC Championship Game (Marino 4)	By Opponent – 1/22/17 at New England, AFC Championship Game (Stephen Gostkowski kick failed)
Five Touchdown Passes	
By Steelers – 1/14/18 vs. Jacksonville, AFC Divisional Playoff (Roethlisberger 5)	
By Opponent – None	
Six Touchdown Passes	
By Steelers – None	
By Opponent – None	
Six Sacks	
By Steelers – None	
By Opponent – 1/15/11 vs. Baltimore, AFC Divisional Playoff (6–34)	
Seven or More Sacks	
By Steelers – None	
By Opponent – 1/9/93 vs. Buffalo, AFC Divisional Playoff (7–52)	
Two Opponent Fumble Recoveries	
By Steelers – 1/8/17 vs. Miami, AFC Wild Card Game (Tuitt, Walton)	
By Opponent – 1/15/11 vs. Baltimore, AFC Divisional Playoff (Redding, Reed)	
Shutout on Road	
By Steelers – None	
By Opponent – None	
Shutout at Home	
By Steelers – None	
By Opponent – 12/21/47 vs. Philadelphia (21–0), Eastern Division Playoff	



2022 Final Rosters

- ✦ **Alphabetical Roster**
- ✦ **Numerical Roster**
- ✦ **Positional Roster**
- ✦ **Roster By Experience**
- ✦ **How the 2022 Steelers Were Built**
- ✦ **Final Depth Chart**
- ✦ **Roster Transactions**



NO.	NAME	POS	HT	WT	DOB	EXP	COLLEGE	HOMETOWN	HOW ACQ
57	Adams Sr., Montravius	DT	6-4	304	7/24/1995	6	Auburn	Vienna, GA	FA '21
94	Alualu, Tyson	DE	6-3	304	5/12/1987	13	California	Honolulu, HI	UFA '17
9	Boswell, Chris	K	6-2	185	3/16/1991	8	Rice	Fort Worth, TX	FA '15
13	Boykin, Miles	WR	6-4	220	10/12/1996	4	Notre Dame	New Lenox, IL	W '22 (BAL)
55	Bush, Devin	LB	5-11	234	7/18/1998	4	Michigan	Pembroke Pines, FL	DT '19
61	Cole, Mason	OL	6-5	298	3/28/1996	5	Michigan	Tarpon Springs, FL	UFA '22
54	Crowder, Tae	ILB	6-1	235	3/12/1997	3	Georgia	Hamilton, Ga.	Claimed '22 (NYG)
77	Daniels, James	OL	6-4	327	9/13/1997	5	Iowa	Warren, OH	UFA '22
78	Davis, Jesse	OL	6-6	318	9/15/1991	6	Idaho	Asotin, WA	TR '22 (MIN)
69	Dotson, Kevin	OL	6-4	321	9/18/1996	3	Louisiana	Plaquemine, LA	D4b '20
34	Edmunds, Terrell	S	6-1	217	1/20/1997	5	Virginia Tech	Danville, VA	DT '18
39	Fitzpatrick, Minkah	S	6-1	207	11/17/1996	5	Alabama	Old Bridge, NJ	TR '19 (MIA)
88	Freiermuth, Pat	TE	6-5	258	10/25/1998	2	Penn State	Merrimac, MA	D2 '21
81	Gentry, Zach	TE	6-8	265	9/10/1996	4	Michigan	Albuquerque, NM	D5 '19
53	Green, Kendrick	G	6-4	315	12/22/1998	2	Illinois	Peoria, IL	D3 '21
22	Harris, Najee	RB	6-1	242	3/9/1998	2	Alabama	Antioch, CA	DT '21
6	Harvin III, Pressley	P	6-0	255	9/17/1998	2	Georgia Tech	Alcolu, SC	D7b '21
60	Hassenaue, J.C.	C	6-2	295	9/15/1995	3	Alabama	Woodbury, MN	FA '19
97	Heyward, Cameron	DT	6-5	295	5/6/1989	12	Ohio State	Pittsburgh, PA	DT '11
83	Heyward, Connor	TE/FB	6-0	230	1/22/1999	R	Michigan State	Duluth, GA	D6 '22
56	Highsmith, Alex	LB	6-4	240	8/7/1997	3	Charlotte	Wilmington, NC	D3 '20
51	Jack, Myles	LB	6-1	255	9/3/1995	7	UCLA	Scottsdale, AZ	FA '22
18	Johnson, Dontae	WR	5-10	183	7/5/1996	4	Toledo	Ruskin, FL	D3a '19
48	Jones, Jamir	LB	6-3	255	6/14/1998	2	Notre Dame	Rochester, NY	W '22 (JAX)
23	Kazee, Damontae	S	5-11	174	6/5/1993	6	San Diego State	San Bernardino, CA	FA '22
28	Killebrew, Miles	S	6-2	222	5/10/1993	7	Southern Utah	Henderson, NV	D4 '16
46	Kuntz, Christian	LS	6-1	228	4/13/1994	2	Duquesne	Pittsburgh, PA	FA '20
98	Leal, DeMarvin	DE	6-4	290	7/1/2000	R	Texas A&M	San Antonio, TX	D3 '22
92	Loudermilk, Isaiah	DT	6-7	293	10/10/1997	2	Wisconsin	Howard, KS	D5 '21
91	Marshall, Jonathan	DL	6-3	310	9/16/1997	2	Arkansas	Shepherd, TX	Claimed '22 (NYJ)
35	Maulet, Arthur	CB	5-10	190	7/13/1993	6	Memphis	New Orleans, LA	FA '21
65	Moore Jr., Dan	OT	6-5	315	9/28/1998	2	Texas A&M	Beaumont, TX	D4a '21
21	Norwood, Tre	DB	6-0	194	4/19/1999	2	Oklahoma	Fort Smith, AR	D7a '21
99	Ogunjobi, Larry	DT	6-3	305	6/3/1994	6	Charlotte	Greensboro, NC	FA '22
76	Okorafor, Chukwuma	OL	6-6	320	8/8/1997	5	Western Michigan	Southfield, MI	D3b '18
89	Olsewski, Gunner	WR	6-0	190	11/26/1996	4	Bemidji State	Alvin, TX	UFA '22
14	Pickens, George	WR	6-3	200	3/4/2001	R	Georgia	Hoover, AL	D2 '22
8	Pickett, Kenny	QB	6-3	220	6/6/1998	R	Pittsburgh	Oakhurst, NJ	DT '22
42	Pierre, James	CB	6-2	185	9/16/1996	3	Florida Atlantic	Deerfield Beach, FL	UDFA '20
50	Reed, Malik	OLB	6-2	235	8/5/1996	4	Nevada	Dothan, AL	TR '22 (DEN)
37	Riley, Elijah	S	6-0	205	6/12/1998	3	Army	Port Jefferson, NY	W '22 (NYJ)
93	Robinson, Mark	LB	5-11	235	8/14/1999	R	Mississippi	Leesburg, GA	D7a '22
2	Rudolph, Mason	QB	6-5	235	6/17/1995	5	Oklahoma State	Rock Hill, SC	D3a '18
72	Scott, Trent	OL	6-5	320	1/25/1994	5	Grambling State	Huntsville, AL	FA '22
82	Sims, Steven	WR	5-10	176	3/31/1997	3	Kansas	Houston, TX	FA '21
24	Snell Jr., Benny	RB	5-10	224	2/26/1998	4	Kentucky	Columbus, OH	D4 '19
41	Spillane, Robert	LB	6-1	229	12/14/1995	4	Western Michigan	Oak Park, IL	FA '19
20	Sutton, Cameron	CB	5-11	188	2/27/1995	6	Tennessee	Jonesboro, GA	D3a '17
10	Trubisky, Mitch	QB	6-2	220	8/20/1994	6	North Carolina	Mentor, OH	FA '22
29	Wallace, Levi	CB	6-0	179	6/12/1995	5	Alabama	Tucson, AZ	UFA '22
30	Warren, Jaylen	RB	5-8	215	11/1/1998	R	Oklahoma State	Cottonwoods Heights, UT	UDFA '22
44	Watt, Derek	FB	6-2	234	11/7/1992	7	Wisconsin	Pewaukee, WI	UFA '20
90	Watt, T.J.	LB	6-4	252	10/11/1994	6	Wisconsin	Pewaukee, WI	DT '17
Injured Reserve (9)									
27	Allen, Marcus	LB	6-2	215	8/7/1996	4	Penn State	Silver Spring, MD	D5a '18
19	Austin III, Calvin	WR	5-9	162	3/24/1999	R	Memphis	Memphis, TN	D4 '22
17	Jackson III, William	CB	6-0	196	10/27/1992	6	Houston	Houston, TX	TR '22 (WAS)
38	Joseph, Karl	S	5-10	200	9/8/1993	7	West Virginia	Orlando, FL	FA '21
33	McNichols, Jeremy	RB	5-9	205	12/26/1995	2	Boise State	Santa Margarita, Calif.	FA '20
17	Miller, Anthony	WR	5-11	199	10/9/1994	5	Memphis	Memphis, TN	FA '21
30	Platel, Carlins	DB	6-1	205	8/15/1999	R	South Carolina	Everett, MA	UDFA '22
25	Witherspoon, Ahkello	CB	6-2	195	3/21/1995	6	Colorado	Sacramento, CA	TR '21 (SEA)
90	Wormley, Chris	DL	6-5	300	10/25/1993	6	Michigan	Toledo, OH	TR '20 (BAL)
Practice Squad (15)									
84	Bradley, Ja'Marcus	WR	6-1	198	12/11/1996	2	Louisiana-Lafayette	Ackerman, Miss.	FA '22
73	Davis, Carlos	DT	6-2	320	8/22/1996	3	Nebraska	Blue Springs, MO	D7 '20
33	Dawson, Duke	CB	5-10	198	10/13/1995	4	Florida	Cross City, FL	FA '22
68	Dunkle, William	G	6-5	330	12/30/1999	R	San Diego State	Chula Vista, CA	FA '22
45	Egbule, Emeke	OLB	6-2	245	10/13/1996	4	Houston	Houston, Texas	FA '22
40	Gilbert, Mark	CB	6-1	192	6/1/1997	2	Duke	Fayetteville, NC	FA '22
38	Huntley, Jason	RB	5-9	195	4/20/1998	2	New Mexico State	Arlington, Texas	D5 '20
62	McCollum, Ryan	C	6-5	300	3/4/1998	2	Texas A&M	Spring, TX	W '22 (DET)
26	McFarland Jr., Anthony	RB	5-8	193	3/4/1999	3	Maryland	Hyattsville, MD	D4a '20
31	Nelson, Scott	SS	6-2	203	7/20/1999	R	Wisconsin	Detroit, Mich.	FA '22
49	Russell, Chapelle	LB	6-1	230	1/20/1997	3	Temple	Lakewood, NJ	FA '22
96	Tafua, Mika	DE	6-3	250	11/30/1996	R	Utah	Honolulu, Hawaii	FA '22
15	White, Cody	WR	6-3	215	11/28/1998	2	Michigan State	Novi, MI	FA '20
87	Williams, Rodney	TE	6-4	235	4/10/2000	R	UT Martin	Memphis, TN	FA '22
79	Wren, Renell	DT	6-5	315	10/23/1995	3	Arizona State	St. Louis, MO	FA '22
COACHING STAFF									
HEAD COACH: Mike Tomlin									
ASSISTANTS: John Mitchell (Asst. Head Coach); Teryl Austin (Defensive Coordinator); Matt Canada (Offensive Coordinator); Danny Smith (Special Teams Coordinator); Brian Flores (Senior Defensive Assistant); Grady Brown (Secondary); Karl Dunbar (Defensive Line); Eddie Faulkner (Running Backs); Frisman Jackson (Wide Receivers); Pat Meyer (Offensive Line); Jerry Olsavsky (Inside Linebackers); Alfredo Roberts (Tight Ends); Mike Sullivan (Quarterbacks); David Corley (Assistant Quarterbacks); Denzel Martin (Assistant Outside Linebackers); Isaac Williams (Assistant Offensive Line); Blaine Stewart (Assistant Wide Receivers); Matt Tomsho (Quality Control); Garrett Giemont (Senior Conditioning Coordinator); Marcel Pastoor (Head Strength & Conditioning Coach); Rodain Delus (Strength & Conditioning Assistant)									

NO.	NAME	POS	HT	WT	DOB	EXP	COLLEGE	HOMETOWN	HOW ACQ
2	Rudolph, Mason	QB	6-5	235	6/17/1995	5	Oklahoma State	Rock Hill, SC	D3a '18
6	Harvin III, Pressley	P	6-0	255	9/17/1998	2	Georgia Tech	Alcolu, SC	D7b '21
8	Pickett, Kenny	QB	6-3	220	6/6/1998	R	Pittsburgh	Oakhurst, NJ	D1 '22
9	Boswell, Chris	K	6-2	185	3/16/1991	8	Rice	Fort Worth, TX	FA '15
10	Trubisky, Mitch	QB	6-2	222	8/20/1994	6	North Carolina	Mentor, OH	UFA '22
13	Boykin, Miles	WR	6-4	220	10/12/1996	4	Notre Dame	New Lenox, IL	W '22 (BAL)
14	Pickens, George	WR	6-3	200	3/4/2001	R	Georgia	Hoover, AL	D2 '22
18	Johnson, Dontae	WR	5-10	183	7/5/1996	4	Toledo	Ruskin, FL	D3a '19
20	Sutton, Cameron	CB	5-11	188	2/27/1995	6	Tennessee	Johnsonboro, GA	D3a '17
21	Norwood, Tre	DB	6-0	194	4/19/1999	2	Oklahoma	Fort Smith, AR	D7a '21
22	Harris, Najee	RB	6-1	242	3/9/1998	2	Alabama	Antioch, CA	D1 '21
23	Kazee, Damontae	S	5-11	174	6/5/1993	6	San Diego State	San Bernardino, CA	FA '22
24	Snell Jr., Benny	RB	5-10	224	2/26/1998	4	Kentucky	Columbus, OH	D4 '19
28	Killebrew, Miles	S	6-2	222	5/10/1993	7	Southern Utah	Henderson, NV	D4 '16
29	Wallace, Levi	CB	6-0	179	6/12/1995	5	Alabama	Tucson, AZ	UFA '22
30	Warren, Jaylen	RB	5-8	215	11/1/1998	R	Oklahoma State	Cottonwoods Heights, UT	UDFA '22
34	Edmunds, Terrell	S	6-1	217	1/20/1997	5	Virginia Tech	Danville, VA	D1 '18
35	Maulet, Arthur	CB	5-10	190	7/13/1993	6	Memphis	New Orleans, LA	FA '21
37	Riley, Elijah	S	6-0	205	6/12/1998	3	Army	Port Jefferson, NY	W '22 (NYJ)
39	Fitzpatrick, Minkah	S	6-1	207	11/17/1996	5	Alabama	Old Bridge, NJ	TR '19 (MIA)
41	Spillane, Robert	LB	6-1	229	12/14/1995	4	Western Michigan	Oak Park, IL	FA '19
42	Pierre, James	CB	6-2	185	9/16/1996	3	Florida Atlantic	Deerfield Beach, FL	UDFA '20
44	Watt, Derek	FB	6-2	234	11/7/1992	7	Wisconsin	Pewaukee, WI	UFA '20
46	Kuntz, Christian	LS	6-1	228	4/13/1994	2	Duquesne	Pittsburgh, PA	FA '20
48	Jones, Jamir	LB	6-3	255	6/14/1998	2	Notre Dame	Rochester, NY	W '22 (JAX)
50	Reed, Malik	OLB	6-2	235	8/5/1996	4	Nevada	Dothan, AL	TR '22 (DEN)
51	Jack, Myles	LB	6-1	255	9/3/1995	7	UCLA	Scottsdale, AZ	FA '22
53	Green, Kendrick	G	6-4	315	12/22/1998	2	Illinois	Peoria, IL	D3 '21
54	Crowder, Tae	ILB	6-1	235	3/12/1997	3	Georgia	Hamilton, GA	Claimed '22 (NYG)
55	Bush, Devin	LB	5-11	234	7/18/1998	4	Michigan	Pembroke Pines, FL	D1 '19
56	Highsmith, Alex	LB	6-4	242	8/7/1997	3	Charlotte	Wilmington, NC	D3 '20
57	Adams Sr., Montravius	DT	6-4	304	7/24/1995	6	Auburn	Vienna, GA	FA '21
60	Hassenaue, J.C.	C	6-2	295	9/15/1995	3	Alabama	Woodbury, MN	FA '19
61	Cole, Mason	OL	6-5	298	3/28/1996	5	Michigan	Tarpon Springs, FL	UFA '22
65	Moore Jr., Dan	OT	6-5	315	9/28/1998	2	Texas A&M	Beaumont, TX	D4a '21
69	Dotson, Kevin	OL	6-4	321	9/18/1996	3	Louisiana	Plaquemine, LA	D4b '20
72	Scott, Trent	OL	6-5	320	1/25/1994	5	Grambling State	Huntsville, AL	FA '22
76	Okorafor, Chukwuma	OL	6-6	320	8/8/1997	5	Western Michigan	Southfield, MI	D3b '18
77	Davis, Jesse	OL	6-6	318	9/15/1991	6	Idaho	Asotin, WA	TR '22 (MIN)
78	Daniels, James	OL	6-4	327	9/13/1997	5	Iowa	Warren, OH	UFA '22
81	Gentry, Zach	TE	6-8	265	9/10/1996	4	Michigan	Albuquerque, NM	D5 '19
82	Sims, Steven	WR	5-10	176	3/31/1997	3	Kansas	Houston, TX	FA '21
83	Heyward, Connor	TE/FB	6-0	230	1/22/1999	R	Michigan State	Duluth, GA	D6 '22
88	Freiermuth, Pat	TE	6-5	258	10/25/1998	2	Penn State	Merrimack, MA	D2 '21
89	Olsewsky, Gunner	WR	6-0	190	11/26/1996	4	Bemidji State	Alvin, TX	UFA '22
90	Watt, T.J.	LB	6-4	252	10/11/1994	6	Wisconsin	Pewaukee, WI	D1 '17
91	Marshall, Jonathan	DL	6-3	310	9/16/1997	2	Arkansas	Shepherd, TX	Claimed '22 (NYJ)
92	Loudermilk, Isaiahh	DT	6-7	293	10/10/1997	2	Wisconsin	Howard, KS	D5 '21
93	Robinson, Mark	LB	5-11	235	8/14/1999	R	Mississippi	Leesburg, GA	D7a '22
94	Alualu, Tyson	DE	6-3	304	5/12/1987	13	California	Honolulu, HI	UFA '17
97	Heyward, Cameron	DT	6-5	295	5/6/1989	12	Ohio State	Pittsburgh, PA	D1 '11
98	Leal, DeMarvin	DE	6-4	290	7/1/2000	R	Texas A&M	San Antonio, TX	D3 '22
99	Ogunjobi, Larry	DT	6-3	305	6/3/1994	6	Charlotte	Greensboro, NC	FA '22
Injured Reserve (9)									
17	Miller, Anthony	WR	5-11	199	10/9/1994	5	Memphis	Memphis, TN	FA '21
19	Jackson III, William	CB	6-0	196	10/27/1992	6	Houston	Houston, TX	TR '22 (WAS)
17	Austin III, Calvin	WR	5-9	162	3/24/1999	R	Memphis	Memphis, TN	FA '22
25	Witherspoon, Ahkello	CB	6-2	195	3/21/1995	6	Colorado	Sacramento, CA	TR '21 (SEA)
27	Allen, Marcus	LB	6-2	215	8/7/1996	4	Penn State	Silver Spring, MD	D5a '18
30	Platel, Carlis	DB	6-1	205	8/15/1999	R	South Carolina	Everett, MA	UDFA '22
33	McNichols, Jeremy	RB	5-9	205	12/26/1995	2	Boise State	Santa Margarita, Calif.	FA '20
38	Joseph, Karl	S	5-10	200	9/8/1993	7	West Virginia	Orlando, FL	FA '21
95	Wormley, Chris	DL	6-5	300	10/25/1993	6	Michigan	Toledo, OH	TR '20 (BAL)
Practice Squad (15)									
15	White, Cody	WR	6-3	215	11/28/1998	2	Michigan State	Novi, MI	FA '20
26	McFarland Jr., Anthony	RB	5-8	193	3/4/1999	3	Maryland	Hyattsville, MD	D4a '20
31	Nelson, Scott	SS	6-2	203	7/20/1999	R	Wisconsin	Detroit, Mich.	FA '22
33	Dawson, Duke	CB	5-10	198	10/13/1995	4	Florida	Cross City, FL	FA '22
38	Huntley, Jason	RB	5-9	195	4/20/1998	2	New Mexico State	Arlington, Texas	D5 '20
40	Gilbert, Mark	CB	6-1	192	6/1/1997	2	Duke	Fayetteville, NC	FA '22
45	Egbule, Emeke	OLB	6-2	245	10/13/1996	4	Houston	Houston, Texas	FA '22
49	Russell, Chapelle	LB	6-1	230	1/20/1997	3	Temple	Lakewood, NJ	FA '22
62	McCollum, Ryan	C	6-5	300	3/4/1998	2	Texas A&M	Spring, TX	W '22 (DET)
68	Dunkle, William	G	6-5	330	12/30/1999	R	San Diego State	Chula Vista, CA	FA '22
73	Davis, Carlos	DT	6-2	320	8/22/1996	3	Nebraska	Blue Springs, MO	D7 '20
79	Wren, Renell	DT	6-5	315	10/23/1995	3	Arizona State	St. Louis, MO	FA '22
84	Bradley, Ja'Marcus	WR	6-1	198	12/11/1996	2	Louisiana-Lafayette	Ackerman, Miss.	FA '22
87	Williams, Rodney	TE	6-4	235	4/10/2000	R	UT Martin	Memphis, TN	FA '22
96	Tafua, Mika	DE	6-3	250	11/30/1996	R	Utah	Honolulu, Hawaii	FA '22
COACHING STAFF									
HEAD COACH: Mike Tomlin									
ASSISTANTS: John Mitchell (Asst. Head Coach); Teryl Austin (Defensive Coordinator); Matt Canada (Offensive Coordinator); Danny Smith (Special Teams Coordinator); Brian Flores (Senior Defensive Assistant); Grady Brown (Secondary); Karl Dunbar (Defensive Line); Eddie Faulkner (Running Backs); Frisman Jackson (Wide Receivers); Pat Meyer (Offensive Line); Jerry Olsavsky (Inside Linebackers); Alfredo Roberts (Tight Ends); Mike Sullivan (Quarterbacks); David Corley (Assistant Quarterbacks); Denzel Martin (Assistant Outside Linebackers); Isaac Williams (Assistant Offensive Line); Blaine Stewart (Assistant Wide Receivers); Matt Tomsho (Quality Control); Garrett Giemont (Senior Conditioning Coordinator); Marcel Pastoor (Head Strength & Conditioning Coach); Rodain Delus (Strength & Conditioning Assistant)									

QUARTERBACKS (3)

2 Mason Rudolph	QB	8 Kenny Pickett	QB
10 Mitch Trubisky	QB		

RUNNING BACKS (4)

22 Najee Harris	RB	24 Benny Snell Jr.	RB
30 Jaylen Warren	RB	44 Derek Watt	FB

WIDE RECEIVERS (5)

13 Miles Boykin	WR	14 George Pickens	WR
18 Diontae Johnson	WR	82 Steven Sims	WR
89 Gunner Olszewski	WR		

TIGHT ENDS (3)

81 Zach Gentry	TE	83 Connor Heyward	TE/FB
88 Pat Freiermuth	TE		

OFFENSIVE LINE (9)

53 Kendrick Green	G	60 J.C. Hassenauer	C
61 Mason Cole	OL	65 Dan Moore Jr.	OT
69 Kevin Dotson	OL	72 Trent Scott	OL
76 Chukwuma Okorafor	OL	77 Jesse Davis	OL
78 James Daniels	OL		

LINEBACKERS (8)

41 Robert Spillane	LB	50 Malik Reed	OLB
51 Myles Jack	LB	54 Tae Crowder	ILB
55 Devin Bush	LB	56 Alex Highsmith	LB
90 T.J. Watt	LB	93 Mark Robinson	LB

DEFENSIVE BACKS (10)

20 Cameron Sutton	CB	21 Tre Norwood	DB
23 Damontae Kazee	S	28 Miles Killebrew	S
29 Levi Wallace	CB	34 Terrell Edmunds	S
35 Arthur Maulet	CB	37 Elijah Riley	S
39 Minkah Fitzpatrick	S	42 James Pierre	CB

DEFENSIVE LINE (6)

57 Montravius Adams Sr.	DT	92 Isaiahh Loudermilk	DT
94 Tyson Alualu	DE	97 Cameron Heyward	DT
98 DeMarvin Leal	DE	99 Larry Ogunjobi	DT

SPECIALISTS (3)

6 Pressley Harvin III	P	9 Chris Boswell	K
46 Christian Kuntz	LS		

2022 PITTSBURGH STEELERS EXPERIENCE (AS OF JANUARY 8, 2023)

NO	NAME	POS	HT	WT	DOB	AGE	EXP	COLLEGE	HOMETOWN	HOW ACQ	GP	GS	DPN	INA
THIRTEENTH SEASON (1)														
94	Tyson Alualu	DE	6-3	304	05/12/87	35	13	California	Honolulu, HI	UFA '17	17	2	0	0
TWELFTH SEASON (1)														
97	Cameron Heyward	DT	6-5	295	05/06/89	33	12	Ohio State	Pittsburgh, PA	D1 '11	17	17	0	0
EIGHTH SEASON (1)														
9	Chris Boswell	K	6-2	185	03/16/91	31	8	Rice	Fort Worth, TX	FA '15	12	0	0	1
SEVENTH SEASON (4)														
44	Derek Watt	FB	6-2	234	11/07/92	30	7	Wisconsin	Pewaukee, WI	UFA '20	17	3	0	0
38	Karl Joseph	S	5-10	200	09/08/93	29	7	West Virginia	Orlando, FL	FA '21	0	0	0	0
28	Miles Killebrew	S	6-2	222	05/10/93	29	7	Southern Utah	Henderson, NV	D4 '16	17	0	0	0
51	Myles Jack	LB	6-1	255	09/03/95	27	7	UCLA	Scottsdale, AZ	FA '22	15	13	1	1
SIXTH SEASON (11)														
25	Akhello Witherspoon	CB	6-2	195	03/21/95	27	6	Colorado	Sacramento, CA	TR '21 (SEA)	4	4	0	7
35	Arthur Maulet	CB	5-10	190	07/13/93	29	6	Memphis	New Orleans, LA	FA '21	17	6	0	0
36	Cameron Sutton	CB	5-11	188	02/27/95	27	6	Tennessee	Jonesboro, OH	D3a '17	16	15	0	1
59	Chris Wormley	DL	6-5	300	10/25/95	27	6	Michigan	Toledo, OH	TR '20 (BAL)	13	0	0	0
23	Damontae Kazee	S	5-11	174	06/05/93	29	6	San Diego State	San Bernardino, CA	FA '22	9	4	0	0
77	Jesse Davis	OL	6-6	318	09/15/91	31	6	Idaho	Asotin, WA	TR '22 (MIN)	14	0	2	0
99	Larry Ogunjobi	DT	6-3	305	06/03/94	28	6	Charlotte	Greensboro, NC	FA '22	16	16	0	1
10	Mitch Trubisky	QB	6-2	220	08/20/94	28	6	North Carolina	Mentor, OH	UFA '22	7	5	10	0
97	Montavius Adams Sr.	DT	6-4	304	07/24/95	27	6	Auburn	Vienna, GA	FA '21	17	9	0	0
50	T.J. Watt	LB	6-4	252	10/11/94	28	6	Wisconsin	Pewaukee, WI	D1 '17	10	10	0	0
17	William Jackson III	CB	6-0	196	10/27/92	30	6	Houston	Houston, TX	TR '22 (WAS)	4	4	0	4
FIFTH SEASON (9)														
17	Anthony Miller	WR	5-11	199	10/09/94	28	5	Memphis	Memphis, TN	FA '21	0	0	0	0
76	Chukuma Okorofor	OL	6-6	320	08/08/97	25	5	Western Michigan	Southfield, MI	D3b '18	17	17	0	0
78	James Daniels	OL	6-4	327	09/13/97	25	5	Iowa	Warren, OH	UFA '22	17	17	0	0
29	Levi Wallace	CB	6-0	179	06/12/95	27	5	Alabama	Tucson, AZ	UFA '22	15	9	0	2
61	Mason Cole	OL	6-5	298	03/28/96	26	5	Michigan	Tarpon Springs, FL	UFA '22	17	17	0	0
2	Mason Rudolph	QB	6-5	235	06/17/95	27	5	Oklahoma State	Rock Hill, SC	D3a '18	0	0	1	16
39	Minkah Fitzpatrick	S	6-1	207	11/17/96	26	5	Alabama	Old Bridge, NJ	TR '19 (MIA)	15	15	0	2
34	Terrell Edmunds	S	6-1	217	01/20/97	26	5	Virginia Tech	Danville, VA	D1 '18	15	15	0	2
72	Trent Scott	OL	6-5	320	01/25/94	28	5	Grambling State	Huntsville, AL	FA '22	8	1	9	0
FOURTH SEASON (11)														
24	Benny Snell Jr.	RB	5-10	224	02/26/98	24	4	Kentucky	Columbus, OH	D4 '19	17	0	0	0
55	Devin Bush	LB	5-11	234	07/18/98	24	4	Michigan	Pembroke Pines, FL	D1 '19	17	14	0	0
18	Diontae Johnson	WR	5-10	183	07/05/96	26	4	Toledo	Ruskin, FL	D3a '19	17	17	0	0
33	Duke Dawson	CB	5-10	198	10/13/95	27	4	Florida	Cross City, FL	FA '22	0	0	0	0
45	Eneke Egbule	OLB	6-2	245	10/13/96	26	4	Houston	Houston, Texas	FA '22	0	0	0	0
59	Gunner Olszewski	WR	6-0	190	11/26/96	26	4	Bemidji State	Alvin, TX	UFA '22	16	2	0	1
50	Malik Reed	OLB	6-2	235	08/05/96	26	4	Nevada	Dothan, AL	TR '22 (DEN)	13	2	0	3
27	Marcus Allen	LB	6-2	215	08/07/96	26	4	Penn State	Silver Spring, MD	D5a '18	15	0	0	0
13	Miles Boykin	WR	6-4	220	10/12/96	26	4	Notre Dame	New Lenox, IL	W '22 (BAL)	16	1	0	1
41	Robert Spillane	LB	6-1	229	12/14/95	27	4	Western Michigan	Oak Park, IL	FA '19	16	5	0	1
81	Zach Gentry	TE	6-8	265	09/10/96	26	4	Michigan	Albuquerque, NM	D5 '19	17	13	0	0
THIRD SEASON (11)														
56	Alex Highsmith	LB	6-4	242	08/07/97	25	3	Charlotte	Wilmington, NC	D3 '20	17	17	0	0
26	Anthony McFarland Jr.	RB	5-8	193	03/04/99	23	3	Maryland	Hyattsville, MD	D4a '20	1	0	0	0
73	Carlos Davis	DT	6-2	320	08/22/96	26	3	Nebraska	Blue Springs, MO	D7 '20	1	0	0	0
49	Chapelle Russell	LB	6-1	230	01/20/97	26	3	Temple	Lakewood, NJ	FA '22	0	0	0	0
37	Elijah Riley	S	6-0	205	06/12/98	24	3	Army	Port Jefferson, NY	W '22 (NYJ)	4	0	1	1
60	J.C. Hassenauer	C	6-2	295	09/15/95	27	3	Alabama	Woodbury, MN	FA '19	17	0	0	0
42	James Pierre	CB	6-2	185	09/16/96	26	3	Florida Atlantic	Deerfield Beach, FL	UDFA '20	17	2	0	0
69	Kevin Dotson	OL	6-4	321	09/18/96	26	3	Louisiana	Plaquemine, LA	D4b '20	17	17	0	0
79	Renell Wren	DT	6-5	315	10/23/95	27	3	Arizona State	St. Louis, MO	FA '22	1	0	1	0
82	Steven Sims	WR	5-10	176	03/31/97	25	3	Kansas	Houston, TX	FA '21	12	2	0	5
54	Tae Crowder	ILB	6-1	235	03/12/97	25	3	Georgia	Hamilton, Ga.	Claimed '22 (NYG)	13	8	0	3
SECOND SEASON (16)														
46	Christian Kuntz	LS	6-1	228	04/13/94	28	2	Duquesne	Pittsburgh, PA	FA '20	17	0	0	0
15	Cody White	WR	6-3	215	11/28/98	24	2	Michigan State	Novi, MI	FA '20	1	1	0	0
65	Dan Moore Jr.	OT	6-5	315	09/28/98	24	2	Texas A&M	Beaumont, TX	D4a '21	17	17	0	0
92	Isaiah Loudermilk	DT	6-7	293	10/10/97	25	2	Wisconsin	Howard, KS	D5 '21	11	3	0	6
84	Ja'Marcus Bradley	WR	6-1	198	12/11/96	26	2	Louisiana-Lafayette	Ackerman, Miss.	FA '22	0	0	0	0
48	Jamir Jones	LB	6-3	255	06/14/98	24	2	Notre Dame	Rochester, NY	W '22 (JAX)	1	0	0	0
38	Jason Huntley	RB	5-9	195	04/20/98	24	2	New Mexico State	Arlington, Texas	D5 '20	0	0	0	0
33	Jeremy McNichols	RB	5-9	205	12/26/95	27	2	Boise State	Santa Margarita, Calif.	FA '20	0	0	0	0
91	Jonathan Marshall	DL	6-3	310	09/16/97	25	2	Arkansas	Shepherd, TX	Claimed '22 (NYJ)	0	0	0	0
53	Kendrick Green	G	6-4	315	12/22/98	24	2	Illinois	Peoria, IL	D3 '21	0	0	0	17
40	Mark Gilbert	CB	6-1	192	06/01/97	25	2	Duke	Fayetteville, NC	FA '22	0	0	0	0
22	Najee Harris	RB	6-1	242	03/09/98	24	2	Alabama	Antioch, CA	D1 '21	17	17	0	0
8	Pat Freiermuth	TE	6-5	258	10/25/98	24	2	Penn State	Merriam, MA	D2 '21	16	8	0	1
6	Pressley Harvin III	P	6-0	255	09/17/98	24	2	Georgia Tech	Alcolu, SC	D7b '21	17	0	0	0
62	Ryan McCollum	C	6-5	300	03/04/98	24	2	Texas A&M	Spring, TX	W '22 (DET)	0	0	0	0
21	Tre Norwood	DB	6-0	194	04/19/99	23	2	Oklahoma	Fort Smith, AR	D7a '21	15	3	0	2
ROOKIE (12)														
19	Calvin Austin III	WR	5-9	162	03/24/99	23	R	Memphis	Memphis, TN	D4 '22	0	0	0	0
30	Carlings Plate	DB	6-1	205	08/15/99	23	R	South Carolina	Everett, MA	UDFA '22	0	0	0	0
93	Connor Heyward	TE/DB	6-0	230	01/22/99	24	R	Michigan State	Duluth, GA	D6 '22	17	0	0	0
98	DeMarvin Leal	DE	6-4	290	07/01/00	22	R	Texas A&M	San Antonio, TX	D3 '22	11	2	0	0
14	George Pickens	WR	6-3	200	03/04/01	21	R	Georgia	Hoover, AL	D2 '22	17	12	0	0
30	Jaylen Warren	RB	5-8	215	11/01/98	24	R	Oklahoma State	Cottonwood Heights, UT	UDFA '22	16	0	0	1
8	Kenny Pickett	QB	6-3	220	06/06/98	24	R	Pittsburgh	Okhurst, NJ	D1 '22	13	12	3	1
93	Mark Robinson	LB	5-11	235	08/14/99	23	R	Mississippi	Leesburg, GA	D7a '22	4	2	1	12
96	Mika Tufua	DE	6-3	250	11/30/96	26	R	Utah	Honolulu, Hawaii	FA '22	0	0	0	0
87	Rodney Williams	TE	6-4	235	04/10/00	22	R	UT Martin	Memphis, TN	FA '22	0	0	0	0
31	Scott Nelson	SS	6-2	203	07/20/99	23	R	Wisconsin	Detroit, Mich	FA '22	0	0	0	0
68	William Dunkle	G	6-5	330	12/30/99	23	R	San Diego State	Chula Vista, CA	FA '22	0	0	0	0

YEAR	DRAFTTEES (25)	FREE AGENTS (18)	COLLEGE FREE AGENTS (2)	TRADES/WAIVERS (4)	PRACTICE SQUAD (1)
2022	QB Kenny Pickett (1)	OL Mason Cole (UFA '22)	RB Jaylen Warren (UDFA '22)	WR Miles Boykin (W '22 BAL)	ILB Tae Crowder (Claimed '22 NYG)
	WR George Pickens (2)	OL James Daniels (UFA '22)		OLB Malik Reed (TR '22 DEN)	
	DE DeMarvin Leal (3)	LB Myles Jack (FA '22)		S Elijah Riley (W '22 NYJ)	
	TE/FB Connor Heyward (6)	S Damontae Kazee (FA '22)			
	LB Mark Robinson (7a)	DT Larry Ogunjobi (FA '22)			
		WR Gunner Olszewski (UFA '22)			
		OL Trent Scott (FA '22)			
		QB Mitch Trubisky (UFA '22)			
		CB Levi Wallace (UFA '22)			
		DT Montravius Adams Sr. (FA '21)			
2021	RB Najee Harris (1)	CB Arthur Maulet (FA '21)			
	TE Pat Freiermuth (2)	WR Steven Sims (FA '21)			
	G Kendrick Green (3)				
	OT Dan Moore Jr. (4a)				
	DT Isaiahh Loudermilk (5)				
2020	DB Tre Norwood (7a)				
	P Pressley Harvin III (7b)				
	LB Alex Highsmith (3)	LS Christian Kuntz (FA '20)	CB James Pierre (UDFA '20)		
2019	OL Kevin Dotson (4)	FB Derek Watt (UFA '20)			
	LB Devin Bush (1)	C J.C. Hassenauer (FA '19)		S Minkah Fitzpatrick (TR '19 MIA)	
	WR Diontae Johnson (3)	LB Robert Spillane (FA '19)			
	RB Benny Snell Jr. (4)				
2018	TE Zach Gentry (5)				
	S Terrell Edmunds (1)				
	OL Chukwuma Okorafor (3)				
2017	QB Mason Rudolph (3)				
	LB T.J. Watt (1)	DE Tyson Alualu (UFA '17)			
2016	CB Cameron Sutton (3)				
	S Miles Killebrew (4)				
2015		K Chris Boswell (FA '15)			
2011	DT Cameron Heyward (1)				

(As of January 8, 2023)			
OFFENSE			
WR	14 George Pickens	13 Miles Boykin	
WR	18 Diontae Johnson	82 Steven Sims	89 Gunner Olszewski
LT	65 Dan Moore Jr.	72 Trent Scott	
LG	69 Kevin Dotson	53 Kendrick Green	
C	61 Mason Cole	60 J.C. Hassenauer	
RG	78 James Daniels		
RT	76 Chukwuma Okorafor	77 Jesse Davis	
TE	88 Pat Freiermuth	81 Zach Gentry	83 Connor Heyward
QB	8 Kenny Pickett	10 Mitch Trubisky	2 Mason Rudolph
RB	22 Najee Harris	30 Jaylen Warren	24 Benny Snell Jr.
FB	44 Derek Watt		

DEFENSE			
DE	99 Larry Ogunjobi	92 Isaiahh Loudermilk	
DT	97 Cameron Heyward	98 DeMarvin Leal	91 Jonathan Marshall
NT	57 Montravius Adams Sr.	94 Tyson Alualu	
LOLB	90 T.J. Watt	50 Malik Reed	
LILB	55 Devin Bush	41 Robert Spillane	
RILB	51 Myles Jack	93 Mark Robinson	54 Tae Crowder
ROLB	56 Alex Highsmith	48 Jamir Jones	
LCB	29 Levi Wallace	42 James Pierre	
RCB	20 Cameron Sutton		
SS	34 Terrell Edmunds	28 Miles Killebrew	37 Elijah Riley
FS	39 Minkah Fitzpatrick	23 Damontae Kazee	21 Tre Norwood
NB	35 Arthur Maulet		

SPECIALISTS			
K	9 Chris Boswell		
H	6 Pressley Harvin III		
P	6 Pressley Harvin III		
LS	46 Christian Kuntz		
PR	82 Steven Sims	89 Gunner Olszewski	
KR	82 Steven Sims	89 Gunner Olszewski	

PRONUNCIATION GUIDE			
Tyson Alualu	AH-loo AH-loo	Arthur Maulet	mah-LETT
Pat Freiermuth	Friar-mooth	Larry Ogunjobi	O-gun-joe-bee
Najee Harris	NAH-jee	Chukwuma Okorafor	Chuck-WOO-muh oh-KOR-uh-for
J.C. Hassenauer	Hass-IN-hour	Gunner Olszewski	O-sheh-ski
Damontae Kazee	duh-MON-tay KAY-zee	Robert Spillane	Spuh-LANE
Miles Killebrew	KILLA-brew	Mitch Trubisky	truh-BISS-kee
DeMarvin Leal	lee-AL	Levi Wallace	LEE-vye (like the jeans)

DATE	POS.	PLAYER	TRANSACTION	POS.	PLAYER	TRANSACTION
12/27	LB	Tae Crowder	Signed from N.Y. Giants Practice Squad	LB	Marcus Allen	Placed on Reserve/Injured List
	S	Scott Nelson	Signed to Practice Squad			
12/24	S	Elijah Riley	Promoted to 53-man Roster	CB	Josh Jackson	Released
12/21	DE	Mika Tafua	Signed to Practice Squad			
12/14	DT	Chris Wormley	Placed on Reserve/Injured List	DT	Jonathan Marshall	Signed from N.Y. Jets Practice Squad
12/10	K	Chris Boswell	Activated from Reserve/Injured List	K	Matthew Wright	Released
12/7	OLB	Emeke Egbule	Signed to Practice Squad	RB	Master Teague	Released from Practice Squad
12/3	DL	DeMarvin Leal	Activated from Reserve/Injured List	CB	Ahkello Witherspoon	Placed on Reserve/Injured List
11/29	DT	Renell Wren	Signed to Practice Squad	WR	Josh Malone	Released from Practice Squad
	WR	Anthony McFarland Jr.	Restored to Practice Squad	RB	Cody White	Restored to Practice Squad
11/28	RB	Anthony McFarland Jr.	Elevated to Active/Inactive Roster	WR	Cody White	Elevated to Active/Inactive Roster
11/23	RB	Master Teague	Signed to Practice Squad	DT	Renell Wren	Released from Practice Squad
	WR	Ja'Marcus Bradley	Signed to Practice Squad			
11/22	CB	Quincy Wilson	Released from Practice Squad			
11/15	LB	Hamlicar Rashed	Released from Practice Squad			
11/12	S	Elijah Riley	Elevated to Active/Inactive Roster	LB	T.J. Watt	Activated from Reserve/Injured List
	CB	William Jackson III	Placed on Reserve/Injured List			
11/10	S	Damontae Kazee	Activated from Reserve/Injured List	K	Chris Boswell	Placed on Reserve/Injured List
11/9	K	Matthew Wright	Signed from Kansas City Practice Squad			
11/8	WR	Josh Malone	Signed to Practice Squad	LB	Ryan Anderson	Released
	K	Nick Sciba	Released from Practice Squad			
11/1	WR	Chase Claypool	Traded for a 2023 second-round pick from the Chicago Bears	CB	William Jackson III	Acquired along with a conditional 2025 seventh-round pick from the Washington Commanders for a conditional 2025 sixth-round pick
10/31	DT	Carlos Davis	Restored to Practice Squad	K	Nick Sciba	Restored to Practice Squad
10/29	K	Nick Sciba	Signed to Practice Squad	WR	Josh Malone	Released from Practice Squad
	K	Nick Sciba	Elevated to Active/Inactive Roster	DT	Carlos Davis	Elevated to Active/Inactive Roster
10/18	RB	Jason Huntley	Signed to Practice Squad	S	Scott Nelson	Released from Practice Squad
	WR	Josh Malone	Signed to Practice Squad			
10/16	S	Elijah Riley	Restored to Practice Squad	CB	Quincy Wilson	Restored to Practice Squad
10/15	DL	DeMarvin Leal	Placed on Reserve/Injured List	CB	Josh Jackson	Promoted to 53-man Roster
	CB	Quincy Wilson	Elevated to Active/Inactive Roster	S	Elijah Riley	Elevated to Active/Inactive Roster
10/12	CB	Duke Dawson Jr.	Signed to Practice Squad	RB	Jason Huntley	Released from Practice Squad
10/11	LB	David Anenih	Signed to Practice Squad			
10/9	CB	Josh Jackson	Restored to Practice Squad	CB	Elijah Riley	Restored to Practice Squad
10/8	LB	Ryan Anderson	Signed to 53-man roster	CB	Josh Jackson	Elevated to Active/Inactive Roster
	S	Elijah Riley	Elevated to Active/Inactive Roster	LB	David Anenih	Released
10/5	P	Jordan Berry	Released from Practice Squad	WR	Jaquarii Roberson	Released from Practice Squad
10/4	C	Ryan McCollum	Signed to Practice Squad	S	Scott Nelson	Signed to Practice Squad
10/2	LB	Ryan Anderson	Restored to Practice Squad	CB	Josh Jackson	Restored to Practice Squad
10/1	LB	Ryan Anderson	Elevated to Active/Inactive Roster	CB	Josh Jackson	Elevated to Active/Inactive Roster
9/30	DB	Mark Gilbert	Signed to Practice Squad	C	Ryan McCollum	Released from Practice Squad
9/27	P	Jordan Berry	Signed to Practice Squad	LB	Delontae Scott	Released from Practice Squad
9/23	LB	Delontae Scott	Restored to Practice Squad			
9/22	LB	Delontae Scott	Elevated to Active/Inactive Roster			
9/21	DB	Quincy Wilson	Signed to Practice Squad			
9/20	WR	Jaquarii Roberson	Signed to Practice Squad	CB	Mark Gilbert	Released from Practice Squad
9/18	LB	Delontae Scott	Restored to Practice Squad			
9/17	LB	Delontae Scott	Elevated to Active/Inactive Roster			
9/15	LB	David Anenih	Signed to 53-man roster (off Tennessee Practice Squad)	LB	T.J. Watt	Placed on Reserve/Injured List
9/13	LB	Ryan Anderson	Signed to Practice Squad	WR	Jaquarii Roberson	Released from Practice Squad
	TE	Justin Rigg	Released from Practice Squad			
9/7	WR	Jaquarii Roberson	Signed to Practice Squad	LB	Hamlicar Rashed	Placed on Practice Squad/Injured List
9/5	S	Andrew Adams	Signed to Practice Squad	CB	Josh Jackson	Signed to Practice Squad
	LB	Delontae Scott	Signed to Practice Squad			
9/2	RB	Jason Huntley	Signed to Practice Squad	DT	Renell Wren	Signed to Practice Squad
9/1	LB	Marcus Allen	Signed to 53-man roster	T	Trent Scott	Signed to 53-man roster
	WR	Calvin Austin	Placed on Reserve/Injured List	S	Damontae Kazee	Placed on Reserve/Injured List
	CB	Mark Gilbert	Signed to Practice Squad	LB	Chapelle Russell	Signed to Practice Squad
	TE	Justin Rigg	Signed to Practice Squad			
8/31	RB	Anthony McFarland Jr.	Signed to Practice Squad	WR	Cody White	Signed to Practice Squad
	G	William Dunkle	Signed to Practice Squad	OL	John Leglue	Signed to Practice Squad
	C	Ryan McCollum	Signed to Practice Squad	DT	Carlos Davis	Signed to Practice Squad
	LB	Hamlicar Rashed	Signed to Practice Squad	S	Elijah Riley	Signed to Practice Squad
8/30	T	Trent Scott	Released	RB	Anthony McFarland Jr.	Released
	S	Elijah Riley	Released	CB	Chris Steele	Released
	DB	Linden Stephens	Released	DT	Carlos Davis	Released
	DT	Khalil Davis	Released	NT	Donovan Jeter	Released
	DE	Henry Mondeaux	Released	LB	Ron'Dell Carter	Released
	LB	Buddy Johnson	Released	LB	Hamlicar Rashed	Released
	LB	Delontae Scott	Released	LB	James Vaughters	Released
	G	William Dunkle	Released	T	Adrian Ealy	Released
	C	Chaz Green	Released	OL	John Leglue	Released
	T	Ryan McCollum	Released	RB	Max Borghi	Released
	TE	Kevin Rader	Released	TE	Jace Sternberger	Released
	WR	Tyler Sneed	Released	WR	Tyler Vaughns	Released
	WR	Cody White	Released	DB	Carlins Piatel	Waived/Injured
	T	Jesse Davis	Acquired via Trade (MIN)	LB	Marcus Allen	Released
	CB	Justin Layne	Released	T	Joe Haeg	Released
	LB	Malik Reed	Acquired via Trade (DEN)			
8/23	LB	Genard Avery	Released	WR	Christian Blake	Released
	RB	Mataeo Durant	Released	QB	Chris Oladokun	Released
	K	Nick Sciba	Released			
8/22	T	Adrian Ealy	Signed to one-year contract	T	Jordan Tucker	Waived
8/18	RB	Max Borghi	Signed to one-year contract	RB	Master Teague	Waived/Injured
8/16	C	Ryan McCollum	Claimed off waivers (DET)	G	Nate Gilliam	Waived
	G	William Dunkle	Signed to one-year contract	S	Karl Joseph	Placed on Reserve/Injured List
	WR	Anthony Miller	Placed on Reserve/Injured List			
8/15	LB	Tuzar Skipper	Waived/Injured	LB	James Vaughters	Signed to one-year contract

8/11	LB	Hamlicar Rashed	Claimed off waivers (NYJ)	LB	Ulysees Gilbert III	Waived/Injured
	WR	Javon McKinley	Waived/Injured	WR	Christian Blake	Signed to one-year contract
8/8	DE	Tyson Alualu	Activated from Active/PUP List	LB	T.D. Moultry	Waived/Injured
	LB	Ron'Dell Carter	Signed to one-year contract			
8/4	S	Minkah Fitzpatrick	Activated from Active/NFI List	WR	Diontae Johnson	Signed to three-year contract
8/3	RB	Master Teague	Signed to one-year contract	RB	Jeremy McNichols	Placed on Reserve/Injured List
8/1	WR	Javon McKinley	Signed to one-year contract	LB	Tyree Johnson	Waived
7/26	DE	Tyson Alualu	Placed on Active/PUP List	S	Minkah Fitzpatrick	Placed on Active/NFI List
	RB	Jeremy McNichols	Signed to one-year contract	RB	Trey Edmunds	Released
7/19	DT	Doug Costin	Signed to one-year contract			
6/23	QB	Kenny Pickett	Signed to four-year contract			
6/21	DT	Larry Ogunjobi	Signed to one-year contract			
6/15	S	Minkah Fitzpatrick	Signed to five-year contract			
6/6	WR	Calvin Austin	Signed to four-year contract			
6/2	LB	Tuzar Skipper	Signed to one-year contract			
6/1	DE	Stephon Tuitt	Retired			
5/31	DT	Trevon Mason	Waived			
5/20	DL	DeMarvin Leal	Signed to four-year contract			
5/16	DT	Trevon Mason	Signed to one-year contract	DB	Carlins Platel	Signed to one-year contract
	K	Nick Sciba	Signed to one-year contract	WR	Tyler Snead	Signed to one-year contract
	K	Sam Sloman	Waived	WR	Rico Bussey	Waived
5/14	TE/FB	Connor Heyward	Signed to four-year contract	LB	Mark Robinson	Signed to four-year contract
	QB	Chris Oladokun	Signed to four-year contract			
5/13	WR	George Pickens	Signed to four-year contract	OL	Trent Scott	Signed to one-year contract
	G	Malcolm Pridgeon	Waived			
5/10	LS	Rex Sunahara	Waived	LB	Tegray Scales	Waived
	CB	Isaiah Johnson	Waived/Injured			
5/3	S	Damontae Kazee	Signed to one-year contract			
5/1	OL	Jake Dixon	Agreed to terms	RB	Mataeo Durant	Agreed to terms
	DL	Donovan Jeter	Agreed to terms	LB	Tyree Johnson	Agreed to terms
	LB	T.D. Moultry	Agreed to terms	C	Chris Owens	Agreed to terms
	CB	Chris Steele	Agreed to terms	OL	Jordan Tucker	Agreed to terms
	RB	Jaylen Warren	Agreed to terms	CB	Bryce Watts	Agreed to terms
4/30	WR	Calvin Austin	Drafted in 4th round of 2022 NFL Draft (138th overall)	TE/FB	Connor Heyward	Drafted in 6th round of 2022 NFL Draft (208th overall)
	LB	Mark Robinson	Drafted in 7th round of 2022 NFL Draft (225th overall)	QB	Chris Oladokun	Drafted in 7th round of 2022 NFL Draft (241st overall)
4/29	WR	George Pickens	Drafted in 2nd round of 2022 NFL Draft (52nd overall)	DL	DeMarvin Leal	Drafted in 3rd round of 2022 NFL Draft (84th overall)
4/28	QB	Kenny Pickett	Drafted in 1st round of 2022 NFL Draft (20th overall)			
4/25	S	Terrell Edmunds	Signed to one-year contract			
4/19	LB	Marcus Allen	Signed to one-year exclusive rights tender	WR	Miles Boykin	Claimed off waivers (BAL)
4/12	C	J.C. Hassenauser	Signed to one-year exclusive rights tender			
4/8	LB	Robert Spillane	Signed to one-year restricted free agent tender			
3/31	LB	Genard Avery	Signed to one-year contract	S	Karl Joseph	Signed to one-year contract
3/25	CB	Ahkelio Witherspoon	Signed to two-year contract			
3/22	DL	Montravius Adams	Signed to two-year contract			
3/21	WR	Gunner Olszewski	Signed to two-year contract	G	James Daniels	Signed to three-year contract
3/17	QB	Mitchell Trubisky	Signed to two-year contract	LB	Joe Schobert	Released
	OL	Mason Cole	Signed to three-year contract			
	CB	Levi Wallace	Signed to two-year contract	T	Zach Banner	Released
3/16	QB	Dwayne Haskins Jr.	Signed to one-year restricted free agent tender			
3/15	S	Miles Killebrew	Signed to two-year contract			
3/14	T	Chukwuma Okorafor	Signed to three-year contract	CB	Arthur Maulet	Signed to two-year contract
1/27	LB	John Simon	Signed Reserve/Future Contract			
1/26	P	Cameron Nizialek	Signed Reserve/Future Contract			
1/24	WR	Anthony Miller	Signed Reserve/Future Contract			
1/21	T	Chaz Green	Signed Reserve/Future Contract	RB	Trey Edmunds	Signed Reserve/Future Contract
1/19	LS	Christian Kuntz	Signed to one-year contract	DB	Isaiah Johnson	Signed Reserve/Future Contract
	WR	Steven Sims Sr.	Signed Reserve/Future Contract			
1/18	DE	Daniel Archibong	Signed Reserve/Future Contract	WR	Rico Bussey	Signed Reserve/Future Contract
	DT	Khalil Davis	Signed Reserve/Future Contract	G	Nate Gilliam	Signed Reserve/Future Contract
	G	Malcolm Pridgeon	Signed Reserve/Future Contract	LB	Deiontae Scott	Signed Reserve/Future Contract
	K	Sam Sloman	Signed Reserve/Future Contract	DB	Linden Stephens	Signed Reserve/Future Contract
	TE	Jace Sternberger	Signed Reserve/Future Contract	S	Donovan Stiner	Signed Reserve/Future Contract
	LS	Rex Sunahara	Signed Reserve/Future Contract	WR	Tyler Vaughns	Signed Reserve/Future Contract
1/15	WR	JuJu Smith-Schuster	Activated from Reserve/Injured List	P	Corliss Waitman	Released
1/14	K	Sam Sloman	Signed to Practice Squad	WR	Tyler Vaughns	Released from Practice Squad
	CB	James Pierre	Placed on Reserve/COVID 19 List			
1/13	WR	James Washington	Activated from the Reserve/COVID List	LB	Buddy Johnson	Placed on Practice Squad/COVID 19 List
1/10	WR	Tyler Vaughns	Signed to Practice Squad	K	Sam Sloman	Released from Practice Squad
1/8	CB	Joe Haden	Activated from the Reserve/COVID List	WR	Diontae Johnson	Activated from the Reserve/COVID List
	WR	James Washington	Placed on Reserve/COVID 19 List	G	Rashaad Coward	Elevated to the Active/Inactive Roster
	DL	Isaiah Buggs	Released	WR	Tyler Vaughns	Released from Practice Squad
	K	Sam Sloman	Signed to Practice Squad			
1/7	WR	Diontae Johnson	Activated from the Reserve/COVID List	G	Nate Gilliam	Signed to Practice Squad
	LB	Buddy Johnson	Placed on Reserve/Injured List	WR	Rico Bussey	Released from Practice Squad
	WR	Damion Willis	Released from Practice Squad			
1/6	DL	Daniel Archibong	Restored to Practice Squad	WR	Diontae Johnson	Placed on Reserve/COVID 19 List
	C	Kendrick Green	Placed on Reserve/COVID 19 List			
1/5	CB	Joe Haden	Placed on Reserve/COVID 19 List	LB	Joe Schobert	Activated from the Reserve/COVID List
	DL	Chris Wormley	Activated from the Reserve/COVID List	T	Zach Banner	Activated from the Reserve/COVID List
	LB	Devin Bush	Activated from the Reserve/COVID List	DB	Arthur Maulet	Activated from the Reserve/COVID List
	RB	Anthony McFarland Jr.	Activated from the Reserve/COVID List			
1/4	WR	Anthony Miller	Restored to Practice Squad	WR	Steven Sims Sr.	Restored to Practice Squad
	WR	Tyler Vaughns	Restored to Practice Squad	P	Cameron Nizialek	Released from Practice Squad
	K	Sam Sloman	Released from Practice Squad	LB	Jacob Tuoti-Mariner	Terminated his own Practice Squad contract
1/3	G	Rashaad Coward	Elevated to the Active/Inactive Roster as a COVID-19 Replacement	RB	Trey Edmunds	Elevated to Active/Inactive Roster as COVID-19 Replacement


	K	Sam Sloman	Signed to Practice Squad		WR	Damion Willis	Placed on Practice Squad/COVID 19 List
	WR	Darrius Shepherd	Released from Practice Squad				
1/1	DL	Isaiah Buggs	Activated from the Reserve/COVID List		S	Karl Joseph	Restored to the Practice Squad
	LB	Tegray Scales	Signed from Cincinnati Practice Squad				



2022 Steelers

✦ **Updated Bios**





57

MONTRAVIUS ADAMS SR.
DEFENSIVE TACKLE

HEIGHT: 6-4
WEIGHT: 304
COLLEGE: Auburn
BORN: July 24, 1995

BIRTHPLACE: Vienna, GA
HOW ACQUIRED: FA '21
NFL EXPERIENCE: 8th year

MONTRAVIUS ADAMS SR.'S NFL REGULAR SEASON DEFENSIVE STATISTICS

DATE	TEAM	GP	GS	TK	S	TACKLES					INTERCEPTIONS					O. FUMB					ST					MISC				
						A	TFL	YDS	SK	YDS	QBH	NO	YDS	LG	TD	PD	FF	FR	TD	YDS	TK	S	A	FF	FR	S	A	FF	FR	S
2017	Packers	7	0	2	1	1	0	0	0.0	0.0	1	0	0	0	0	0	0	0	0	0	0	0	0	0	0	0	0	0		
2018	Packers	16	1	20	11	9	1	2	1.5	3.5	0	0	0	0	0	1	0	0	0	0	0	0	0	0	0	0	0			
2019	Packers	14	2	11	4	7	0	0	0.0	0.0	2	0	0	0	0	3	0	1	0	0	0	0	0	0	0	0	0			
2020	Packers	8	0	11	6	5	2	1	0.0	0.0	0	0	0	0	0	0	0	0	0	0	0	0	0	0	0	0	0			
2021	Patriots	0	0	0	0	0	0	0	0.0	0.0	0	0	0	0	0	0	0	0	0	0	0	0	0	0	0	0	0			
2021	Saints	5	1	7	1	6	1	2	0.0	0.0	0	0	0	0	0	1	0	0	0	0	0	0	0	0	0	0	0			
2021	Steelers	5	3	8	6	2	1	3	0.0	0.0	3	0	0	0	0	1	0	0	0	0	0	0	0	0	0	0	0			
2021	TOTAL	10	4	15	7	8	2	5	0.0	0.0	3	0	0	0	0	2	0	0	0	0	0	0	0	0	0	0	0			
2022	Steelers	17	9	26	12	14	1	2	0.0	0.0	0	0	0	0	0	1	0	0	0	0	0	0	0	0	0	0	0			
NFL TOTALS		72	16	85	41	44	6	10	1.5	3.5	6	0	0	0	0	6	1	1	0	0	0	0	0	0	0	0	0			

MONTRAVIUS ADAMS SR.'S NFL POSTSEASON DEFENSIVE STATISTICS

				TACKLES							INTERCEPTIONS					O. FUMB					ST				MISC			
DATE	TEAM	GP	GS	TK	S	A	TFL	YDS	SK	YDS	QBH	NO	YDS	LG	TD	PD	FF	FR	TD	YDS	TK	S	A	FF	FR	S	A	
2019	Packers	2	0	0	0	0	0	0	0.0	0.0	1	0	0	0	0	0	0	0	0	0	0	0	0	0	0	0	0	
2020	Packers	0	0	0	0	0	0	0	0.0	0.0	0	0	0	0	0	0	0	0	0	0	0	0	0	0	0	0	0	
2021	Steelers	1	0	2	2	0	1	10	1.0	10.0	1	0	0	0	0	0	0	0	0	0	0	0	0	0	0	0	0	
NFL TOTALS		3	0	2	2	0	1	10	1.0	10.0	2	0	0	0	0	0	0	0	0	0	0	0	0	0	0	0	0	

SINGLE-GAME HIGHS: DEFENSIVE

Total Tackles	7 vs. Detroit Lions, Dec 30, 2018	Forced Fumbles	1 at Chicago Bears, Dec 16, 2018
	5 at Los Angeles Chargers, Nov 03, 2019	Fumble Recoveries	1 vs. Carolina Panthers, Nov 10, 2019
Solo Tackles	5 at Los Angeles Chargers, Nov 03, 2019	Tackles For Loss	2 at New York Jets, Dec 23, 2018
	4 vs. Detroit Lions, Dec 30, 2018		2 at Chicago Bears, Dec 16, 2018
Sacks	1.0 vs. Miami Dolphins, Nov 11, 2018		
	0.5 at Chicago Bears, Dec 16, 2018		
Passes Defensed	1 vs. Baltimore Ravens, Dec 05, 2021		
	1 at Washington Football Team, Oct 10, 2021		
	...3 more at 1.		

SINGLE-GAME HIGHS - POSTSEASON: DEFENSIVE

Total Tackles	2 at Kansas City Chiefs, Jan 16, 2022	Sacks	1.0 at Kansas City Chiefs, Jan 16, 2022
Solo Tackles	2 at Kansas City Chiefs, Jan 16, 2022	Tackles For Loss	1 at Kansas City Chiefs, Jan 16, 2022

2022 GAME-BY-GAME REGULAR-SEASON STATISTICS (STEELERS)

DATE	OPPONENT	P/S	TACKLES							INTERCEPTIONS					O. FUMB			ST				MISC			W/L	SCORE			
			TK	S	A	SK	YDS	TFL	YDS	QBH	NO	YDS	LG	TD	PD	FF	FR	TD	YDS	TK	S	A	FF	FR			S	A	
09/11	at Bengals	P	1	1	0	0.0	0.0	0	0	0	0	0	0	0	0	0	0	0	0	0	0	0	0	0	W	23-20+			
09/18	Patriots	P	1	0	1	0.0	0.0	0	0	0	0	0	0	0	0	0	0	0	0	0	0	0	0	0	L	14-17			
09/22	at Browns	P	0	0	0	0.0	0.0	0	0	0	0	0	1	0	0	0	0	0	0	0	0	0	0	0	L	17-29			
10/02	Jets	S	2	2	0	0.0	0.0	0	0	0	0	0	0	0	0	0	0	0	0	0	0	0	0	0	L	20-24			
10/09	at Bills	P	0	0	0	0.0	0.0	0	0	0	0	0	0	0	0	0	0	0	0	0	0	0	0	0	L	3-38			
10/16	Buccaneers	P	1	0	1	0.0	0.0	0	0	0	0	0	0	0	0	0	0	0	0	0	0	0	0	0	W	20-18			
10/23	at Dolphins	P	2	1	1	0.0	0.0	0	0	0	0	0	0	0	0	0	0	0	0	0	0	0	0	0	L	10-16			
10/30	at Eagles	P	0	0	0	0.0	0.0	0	0	0	0	0	0	0	0	0	0	0	0	0	0	0	0	0	L	13-35			
11/13	Saints	S	2	1	1	0.0	0.0	0	0	0	0	0	0	0	0	0	0	0	0	0	0	0	0	0	W	20-10			
11/20	Bengals	P	2	1	0	0.0	0.0	0	0	0	0	0	0	0	0	0	0	0	0	0	0	0	0	0	L	30-37			
11/28	at Colts	S	3	1	2	0.0	0.0	0	0	0	0	0	0	0	0	0	0	0	0	0	0	0	0	0	W	24-17			
12/04	at Falcons	S	3	0	3	0.0	0.0	0	0	0	0	0	0	0	0	0	0	0	0	0	0	0	0	0	W	19-16			
12/11	Ravens	S	3	2	1	0.0	0.0	0	0	0	0	0	0	0	0	0	0	0	0	0	0	0	0	0	L	14-16			
12/18	at Panthers	S	0	0	0	0.0	0.0	0	0	0	0	0	0	0	0	0	0	0	0	0	0	0	0	0	W	24-16			
12/24	Raiders	S	3	2	1	0.0	0.0	0	0	0	0	0	0	0	0	0	0	0	0	0	0	0	0	0	W	13-10			
01/01	at Ravens	S	1	0	1	0.0	0.0	0	0	0	0	0	0	0	0	0	0	0	0	0	0	0	0	0	W	16-13			
01/08	Browns	S	2	1	1	0.0	0.0	0	0	0	0	0	0	0	0	0	0	0	0	0	0	0	0	0	W	28-14			
2022 TOTALS		17-9	26	12	14	0.0	0.0	1	2	0	0	0	0	1	0	0	0	0	0	0	0	0	0	0	9-8				
+ - Overtime																													

DATE		OPPONENT	P/S	TACKLES								INTERCEPTIONS				O. FUMB.				ST				MISC		W/L	SCORE					
				TK	S	A	SK	YDS	TFL	YDS	QBH	NO	YDS	LG	TD	PD	FF	FR	TD	YDS	TK	S	A	FF	FR	TD	YDS	S	A			
09/12		Dolphins		DID NOT PLAY												Went from Patriots to Saints.														L	16-17	
09/19		at Panthers		ON INACTIVE LIST												ON INACTIVE LIST														L	7-26	
09/26		at Patriots	P	1	0	1	0.0	0.0	0	0	0	0	0	0	0	0	0	0	0	0	0	0	0	0	0	0	0	0	0	0	W	28-13
10/03		Giants		ON INACTIVE LIST												ON INACTIVE LIST														L	21-27+	
10/10		at Football Team	P	3	1	2	0.0	0.0	1	2	0	0	0	0	0	1	0	0	0	0	0	0	0	0	0	0	0	0	0	0	W	33-22
10/25		at Seahawks	S	2	0	2	0.0	0.0	0	0	0	0	0	0	0	0	0	0	0	0	0	0	0	0	0	0	0	0	0	0	W	13-10
10/31		Buccaneers	P	1	0	1	0.0	0.0	0	0	0	0	0	0	0	0	0	0	0	0	0	0	0	0	0	0	0	0	0	0	W	36-27
11/07		Falcons		ON INACTIVE LIST												ON INACTIVE LIST														L	25-27	
11/14		at Titans	P	0	0	0	0.0	0.0	0	0	0	0	0	0	0	0	0	0	0	0	0	0	0	0	0	0	0	0	0	0	L	21-23
11/21		at Eagles		PRACTICE SQUAD												PRACTICE SQUAD														L	29-40	
11/25		Bills		PRACTICE SQUAD												PRACTICE SQUAD														L	6-31	
12/05		Ravens	S	2	1	1	0.0	0.0	0	0	0	0	0	0	0	0	1	0	0	0	0	0	0	0	0	0	0	0	0	0	W	20-19
12/09		at Vikings	P	2	1	1	0.0	0.0	1	3	2	0	0	0	0	0	0	0	0	0	0	0	0	0	0	0	0	0	0	0	L	28-36
12/19		Titans		RESERVE/COVID-19												RESERVE/COVID-19														W	19-13	
12/26		at Chiefs	P	2	2	0	0.0	0.0	0	0	0	1	0	0	0	0	0	0	0	0	0	0	0	0	0	0	0	0	0	0	L	10-36
01/03		Browns	S	0	0	0	0.0	0.0	0	0	0	0	0	0	0	0	0	0	0	0	0	0	0	0	0	0	0	0	0	0	W	26-14
01/09		at Ravens	S	2	2	0	0.0	0.0	0	0	0	0	0	0	0	0	0	0	0	0	0	0	0	0	0	0	0	0	0	0	W	16-13+
2021 TOTALS		10-4		15	7	8	0.0	0.0	2	5	3	0	0	0	0	2	0	0	0	0	0	0	0	0	0	0	0	0	0	0	8-9	
+: Overtime																																

DATE	OPPONENT	P/S	TACKLES							INTERCEPTIONS				O. FUMB			ST			MISC		W/L	SCORE					
			TK	S	A	SK	YDS	TFL	YDS	QBH	NO	YDS	LG	TD	PD	FF	FR	TD	YDS	TK	S			A	FF	FR	S	A
09/13	at Vikings									GAME INACTIVE/INJURY																	W	43-34
09/20	Lions	P	1	0	1	0.0	0.0	0	0	0	0	0	0	0	0	0	0	0	0	0	0	0	0	0	W	42-21		
09/27	at Saints	P	1	0	1	0.0	0.0	0	0	0	0	0	0	0	0	0	0	0	0	0	0	0	0	W	37-30			
10/05	Falcons	P	1	0	1	0.0	0.0	0	0	0	0	0	0	0	0	0	0	0	0	0	0	0	0	W	30-16			
10/18	at Buccaneers	P	4	3	1	0.0	0.0	1	0	0	0	0	0	0	0	0	0	0	0	0	0	0	0	L	10-38			
10/25	at Texans	P	1	0	1	0.0	0.0	0	0	0	0	0	0	0	0	0	0	0	0	0	0	0	0	W	35-20			
11/01	Vikings	P	0	0	0	0.0	0.0	0	0	0	0	0	0	0	0	0	0	0	0	0	0	0	0	L	22-28			
11/05	at 49ers	P	2	2	0	0.0	0.0	1	1	0	0	0	0	0	0	0	0	0	0	0	0	0	0	W	34-17			
11/15	Jaguars	P	1	1	0	0.0	0.0	0	0	0	0	0	0	0	0	0	0	0	0	0	0	0	0	W	24-20			
11/22	at Colts									GAME INACTIVE/INJURY																	L	31-34
11/29	Bears									INJURED RESERVE																	W	41-25
12/06	Eagles									INJURED RESERVE																	W	30-16
12/13	at Lions									INJURED RESERVE																	W	31-24
12/19	Panthers									INJURED RESERVE																	W	24-16
12/27	Titans									INJURED RESERVE																	W	40-14
01/03	at Bears									INJURED RESERVE																	W	35-16
2020 TOTALS			8-0	11	6	5	0.0	0.0	2	1	0	0	0	0	0	0	0	0	0	0	0	0	0	13-3				
±: Overtime																												


[illegible]

2018 GAME-BY-GAME REGULAR-SEASON STATISTICS (PACKERS)

DATE	OPPONENT	P/S	TACKLES							INTERCEPTIONS					O. FUMB			ST			MISC		W/L	SCORE				
			TK	S	A	SK	YDS	TFL	YDS	QBH	NO	YDS	LG	TD	PD	FF	FR	TD	YDS	TK	S	A			FF	FR	S	A
09/09	Bears	P	1	1	0	0.0	0.0	0	0	0	0	0	0	0	0	0	0	0	0	0	0	0	0	0	0	W	24-23	
09/16	Vikings	P	0	0	0	0.0	0.0	0	0	0	0	0	0	0	0	0	0	0	0	0	0	0	0	0	0	T	29-29	
09/23	at Redskins	P	0	0	0	0.0	0.0	0	0	0	0	0	0	0	0	0	0	0	0	0	0	0	0	0	0	L	17-31	
09/30	Bills	P	0	0	0	0.0	0.0	0	0	0	0	0	0	0	0	0	0	0	0	0	0	0	0	0	0	W	22-0	
10/07	at Lions	P	0	0	0	0.0	0.0	0	0	0	0	0	0	0	0	0	0	0	0	0	0	0	0	0	0	L	23-31	
10/15	49ers	P	0	0	0	0.0	0.0	0	0	0	0	0	0	0	0	0	0	0	0	0	0	0	0	0	0	W	33-30	
10/28	at Rams	P	1	0	1	0.0	0.0	0	0	0	0	0	0	0	0	0	0	0	0	0	0	0	0	0	0	L	27-29	
11/04	at Patriots	P	0	0	0	0.0	0.0	0	0	0	0	0	0	0	0	0	0	0	0	0	0	0	0	0	0	L	17-31	
11/11	Dolphins	P	1	1	0	1.0	2.0	1	2	1	0	0	0	0	0	0	0	0	0	0	0	0	0	0	0	W	31-12	
11/15	at Seahawks	P	0	0	0	0.0	0.0	0	0	0	0	0	0	0	0	0	0	0	0	0	0	0	0	0	0	L	24-27	
11/25	at Vikings	P	3	2	1	0.0	0.0	0	0	0	0	0	0	0	0	0	0	0	0	0	0	0	0	0	0	L	17-24	
12/02	Cardinals	P	1	1	0	0.0	0.0	0	0	0	0	0	0	0	0	0	0	0	0	0	0	0	0	0	0	L	17-20	
12/09	Falcons	P	1	1	0	0.0	0.0	0	0	0	0	0	0	0	0	0	0	0	0	0	0	0	0	0	0	W	34-20	
12/16	at Bears	P	3	2	1	0.5	1.5	0	0	1	0	0	0	0	1	0	0	0	0	0	0	0	0	0	0	L	17-24	
12/23	at Jets	S	2	0	2	0.0	0.0	0	0	0	0	0	0	0	0	0	0	0	0	0	0	0	0	0	0	W	44-38+	
12/30	Lions	P	7	3	4	0.0	0.0	0	0	0	0	0	0	0	0	0	0	0	0	0	0	0	0	0	0	L	0-31	
2018 TOTALS		16-1	20	11	9	1.5	3.5	1	2	2	0	0	0	0	0	1	0	0	0	0	0	0	0	0	0	6-9-1		
+ - Overtime																												

2017 GAME-BY-GAME REGULAR-SEASON STATISTICS (PACKERS)

DATE	OPPONENT	P/S	TACKLES							INTERCEPTIONS				O. FUMB			ST				MISC		W/L	SCORE				
			TK	S	A	SK	YDS	TFL	YDS	QBH	NO	YDS	LG	TD	PD	FF	FR	TD	YDS	TK	S	A			FF	FR	S	A
09/10	Seahawks										INACTIVE														W	17-9		
09/17	at Falcons										INACTIVE														L	23-34		
09/24	Bengals	P	0	0	0	0.0	0.0	0	0	0	0	0	0	0	0	0	0	0	0	0	0	0	0	0	0	W	27-24+	
09/28	Bears										INACTIVE														W	35-14		
10/08	at Cowboys										INACTIVE														W	35-31		
10/15	at Vikings										INACTIVE														L	10-23		
10/22	Saints										INACTIVE														L	17-26		
11/06	Lions	P	0	0	0	0.0	0.0	0	0	0	0	0	0	0	0	0	0	0	0	0	0	0	0	0	0	L	17-30	
11/12	at Bears	P	0	0	0	0.0	0.0	0	0	1	0	0	0	0	0	0	0	0	0	0	0	0	0	0	0	W	23-16	
11/19	Ravens										INACTIVE														L	0-23		
11/26	at Steelers	P	1	0	1	0.0	0.0	0	0	0	0	0	0	0	0	0	0	0	0	0	0	0	0	0	0	L	28-31	
12/03	Buccaneers										INACTIVE														W	26-20+		
12/10	at Browns	P	1	1	0	0.0	0.0	0	0	0	0	0	0	0	0	0	0	0	0	0	0	0	0	0	0	W	27-21+	
12/17	at Panthers										INACTIVE														L	24-31		
12/23	Vikings	P	0	0	0	0.0	0.0	0	0	0	0	0	0	0	0	0	0	0	0	0	0	0	0	0	0	L	0-16	
12/31	at Lions	P	0	0	0	0.0	0.0	0	0	0	0	0	0	0	0	0	0	0	0	0	0	0	0	0	0	L	11-35	
2017 TOTALS		7-0	2	1	1	0.0	0.0	0	0	1	0	0	0	0	0	0	0	0	0	0	0	0	0	0	0	7-9		
+ - Overtime																												



94

(4th year, 3rd team)

TYSON ALUALU

DEFENSIVE END

HEIGHT: 6-3

WEIGHT: 304


COLLEGE: California

BORN: May 12, 1987

BIRTHPLACE: Honolulu, HI

HOW ACQUIRED: UFA '17

NFL EXPERIENCE: 13th year



TYSON ALUALU'S NFL REGULAR SEASON DEFENSIVE STATISTICS

DATE	TEAM	GP	GS	TACKLES					SK	YDS	QBH	INTERCEPTIONS					O. FUMB					ST					MISC	
				TK	S	A	TFL	YDS				NO	YDS	LG	TD	PD	FF	FR	TD	YDS	TK	S	A	FF	FR	TD	S	A
2010	Jaguars	16	16	38	29	9	7	0	3.5	24.5	9	0	0	0	0	1	0	0	0	0	0	0	0	0	0	0	0	0
2011	Jaguars	16	16	40	21	19	3	0	2.5	8.5	8	0	0	0	0	1	1	1	0	7	0	0	0	0	0	0	0	0
2012	Jaguars	16	16	45	34	11	3	0	3.5	21.5	4	0	0	0	0	1	0	1	0	0	0	0	0	0	0	0	0	0
2013	Jaguars	16	16	42	33	9	3	12	1.5	12.5	9	0	0	0	0	1	0	0	0	0	0	0	0	0	0	0	0	0
2014	Jaguars	16	0	30	13	17	2	3	2.0	3.0	5	0	0	0	0	0	0	0	0	0	0	0	0	0	0	0	0	0
2015	Jaguars	16	13	26	18	8	6	27	2.0	17.0	10	0	0	0	0	2	0	1	0	0	0	0	0	0	0	0	0	0
2016	Jaguars	14	10	36	28	8	6	31	2.5	14.0	6	0	0	0	0	0	1	0	0	0	1	1	0	0	0	0	0	0
2017	Steelers	16	5	39	25	14	6	27	4.0	27.0	6	0	0	0	0	1	0	0	0	0	0	0	0	0	0	0	0	0
2018	Steelers	15	2	22	12	10	1	1	0.0	0.0	1	0	0	0	0	0	0	0	0	0	0	0	0	0	0	0	0	0
2019	Steelers	16	5	41	21	20	4	15	1.0	8.0	3	0	0	0	0	2	1	0	0	0	0	0	0	0	0	0	0	0
2020	Steelers	15	10	38	17	21	4	16	2.0	18.0	5	0	0	0	0	5	1	0	0	0	0	0	0	0	0	0	0	0
2021	Steelers	2	2	5	2	3	0	0	0.0	0.0	1	0	0	0	0	0	0	0	0	0	0	0	0	0	0	0	0	0
2022	Steelers	17	2	13	5	8	0	0	0.5	3.0	2	0	0	0	0	1	0	0	0	0	0	0	0	0	0	0	0	0
NFL TOTALS		191	113	415	258	157	45	132	25.0	157.0	69	0	0	0	0	15	4	3	0	7	1	1	0	0	0	0	0	0

TYSON ALUALU'S NFL POSTSEASON DEFENSIVE STATISTICS

DATE	TEAM	GP	GS	TACKLES					SK	YDS	QBH	INTERCEPTIONS					O. FUMB					ST					MISC	
				TK	S	A	TFL	YDS				NO	YDS	LG	TD	PD	FF	FR	TD	YDS	TK	S	A	FF	FR	TD	S	A
2017	Steelers	1	0	1	1	0	0	0	0.0	0.0	0	0	0	0	0	0	0	0	0	0	0	0	0	0	0	0	0	0
2020	Steelers	1	1	3	2	1	0	0	0.0	0.0	0	0	0	0	0	0	0	0	0	0	0	0	0	0	0	0	0	0
2021	Steelers	0	0	0	0	0	0	0	0.0	0.0	0	0	0	0	0	0	0	0	0	0	0	0	0	0	0	0	0	0
NFL TOTALS		2	1	4	3	1	0	0	0.0	0.0	0	0	0	0	0	0	0	0	0	0	0	0	0	0	0	0	0	0

SINGLE-GAME HIGHS: DEFENSIVE

Total Tackles	8 vs. Cleveland Browns, Dec 31, 2017 7 at Jacksonville Jaguars, Nov 18, 2018 ...1 more at 7.	Fumble Recoveries	1 at Baltimore Ravens, Nov 15, 2015 1 at Miami Dolphins, Dec 16, 2012 ...1 more at 1.
Solo Tackles	6 vs. Cleveland Browns, Dec 31, 2017 6 vs. San Diego Chargers, Oct 20, 2013 ...1 more at 6.	Tackles For Loss	4 vs. Cleveland Browns, Dec 31, 2017 2 at New York Giants, Sep 14, 2020 ...3 more at 2.
Sacks	2.0 vs. Cleveland Browns, Dec 31, 2017 1.0 at Buffalo Bills, Dec 13, 2020 ...19 more at 1.0.	Special Teams Tackles	1 vs. Baltimore Ravens, Sep 25, 2016
Passes Defensed	1 at Cleveland Browns, Jan 03, 2021 1 at Jacksonville Jaguars, Nov 22, 2020 ...12 more at 1.	Longest Opponent's Fumble Return	7 at Indianapolis Colts, Nov 13, 2011
Forced Fumbles	1 at Buffalo Bills, Dec 13, 2020 1 vs. Buffalo Bills, Dec 15, 2019 ...2 more at 1.		

SINGLE-GAME HIGHS - POSTSEASON: DEFENSIVE

Total Tackles	3 vs. Cleveland Browns, Jan 10, 2021 1 vs. Jacksonville Jaguars, Jan 14, 2018	Solo Tackles	2 vs. Cleveland Browns, Jan 10, 2021 1 vs. Jacksonville Jaguars, Jan 14, 2018
---------------	--	--------------	--

SINGLE-GAME HIGHS: RUSHING/RECEIVING

Rush Attempts	1 vs. Buffalo Bills, Oct 25, 2015	Kickoff Returns	1 at Baltimore Ravens, Dec 14, 2014
Receptions	1 at Tennessee Titans, Dec 06, 2015 1 vs. Miami Dolphins, Sep 20, 2015	Kickoff Return Yards	12 at Baltimore Ravens, Dec 14, 2014
Receiving Yards	16 at Tennessee Titans, Dec 06, 2015 3 vs. Miami Dolphins, Sep 20, 2015	Longest Kickoff Return	12 at Baltimore Ravens, Dec 14, 2014
Longest Receptions	16 at Tennessee Titans, Dec 06, 2015 3 vs. Miami Dolphins, Sep 20, 2015	Special Teams Tackles	1 vs. Baltimore Ravens, Sep 25, 2016
All-Purpose Yards	16 at Tennessee Titans, Dec 06, 2015 12 at Baltimore Ravens, Dec 14, 2014		

2022 GAME-BY-GAME REGULAR-SEASON STATISTICS (STEELERS)

DATE	OPPONENT	P/S	TACKLES								INTERCEPTIONS				O. FUMB				ST				MISC		W/L	SCORE	
			TK	S	A	SK	YDS	TFL	YDS	QBH	NO	YDS	LG	TD	PD	FF	FR	TD	YDS	TK	S	A	FF	FR			S
09/11	at Bengals	P	1	0	1	0.0	0.0	0	0	0	0	0	0	0	0	0	0	0	0	0	0	0	0	0	0	W	23-20+
09/18	Patriots	S	2	0	2	0.0	0.0	0	0	1	0	0	0	0	0	0	0	0	0	0	0	0	0	0	0	L	14-17
09/22	at Browns	S	3	3	0	0.0	0.0	0	0	0	0	0	0	0	0	0	0	0	0	0	0	0	0	0	0	L	17-29
10/02	Jets	P	0	0	0	0.0	0.0	0	0	0	0	0	0	0	0	0	0	0	0	0	0	0	0	0	0	L	20-24
10/09	at Bills	P	0	0	0	0.0	0.0	0	0	0	0	0	0	0	0	0	0	0	0	0	0	0	0	0	0	L	3-38
10/16	Buccaneers	P	1	1	0	0.0	0.0	0	0	0	0	0	0	0	0	0	0	0	0	0	0	0	0	0	0	W	20-18
10/23	at Dolphins	P	1	0	1	0.0	0.0	0	0	0	0	0	0	0	0	0	0	0	0	0	0	0	0	0	0	L	10-16
10/30	at Eagles	P	0	0	0	0.0	0.0	0	0	0	0	0	0	0	0	0	0	0	0	0	0	0	0	0	0	L	13-35
11/13	Saints	P	0	0	0	0.0	0.0	0	0	0	0	0	0	0	0	0	0	0	0	0	0	0	0	0	0	W	20-10
11/20	Bengals	P	1	1	0	0.0	0.0	0	0	0	0	0	0	1	0	0	0	0	0	0	0	0	0	0	0	L	30-37
11/28	at Colts	P	0	0	0	0.0	0.0	0	0	0	0	0	0	0	0	0	0	0	0	0	0	0	0	0	0	W	24-17
12/04	at Falcons	P	1	0	1	0.0	0.0	0	0	0	0	0	0	0	0	0	0	0	0	0	0	0	0	0	0	W	19-16
12/11	Ravens	P	1	0	1	0.5	3.0	0	0	1	0	0	0	0	0	0	0	0	0	0	0	0	0	0	0	L	14-16
12/18	at Panthers	P	1	0	1	0.0	0.0	0	0	0	0	0	0	0	0	0	0	0	0	0	0	0	0	0	0	W	24-16
12/24	Raiders	P	1	0	1	0.0	0.0	0	0	0	0	0	0	0	0	0	0	0	0	0	0	0	0	0	0	W	13-10
01/01	at Ravens	P	0	0	0	0.0	0.0	0	0	0	0	0	0	0	0	0	0	0	0	0	0	0	0	0	0	W	16-13
01/08	Browns	P	0	0	0	0.0	0.0	0	0	0	0	0	0	0	0	0	0	0	0	0	0	0	0	0	0	W	28-14
2022 TOTALS		17-2	13	5	8	0.5	3.0	0	0	2	0	0	0	0	1	0	0	0	0	0	0	0	0	0	0	9-8	

+ - Overtime

2021 GAME-BY-GAME REGULAR-SEASON STATISTICS (STEELERS)

DATE	OPPONENT	P/S	TACKLES								INTERCEPTIONS				O. FUMB				ST				MISC		W/L	SCORE		
			TK	S	A	SK	YDS	TFL	YDS	QBH	NO	YDS	LG	TD	PD	FF	FR	TD	YDS	TK	S	A	FF	FR			S	A
09/12	at Bills	S	5	2	3	0.0	0.0	0	0	1	0	0	0	0	0	0	0	0	0	0	0	0	0	0	0	W	23-16	
09/19	Raiders										INJURED RESERVE																L	17-26
09/26	Bengals										INJURED RESERVE																L	10-24
10/03	at Packers										INJURED RESERVE																L	17-27
10/10	Broncos										INJURED RESERVE																W	27-19
10/17	Seahawks										INJURED RESERVE																W	23-20+
10/31	at Browns										INJURED RESERVE																W	15-10
11/08	Bears										INJURED RESERVE																W	29-27
11/14	Lions										INJURED RESERVE																T	16-16
11/21	at Chargers										INJURED RESERVE																L	37-41
11/28	at Bengals										INJURED RESERVE																L	10-41
12/05	Ravens										INJURED RESERVE																W	20-19
12/09	at Vikings										INJURED RESERVE																L	28-36
12/19	Titans										INJURED RESERVE																W	19-13
12/26	at Chiefs										INJURED RESERVE																L	10-36
01/03	Browns										INJURED RESERVE																W	26-14
01/09	at Ravens										INJURED RESERVE																W	16-13+
2021 TOTALS		1-1	5	2	3	0.0	0.0	0	0	1	0	0	0	0	0	0	0	0	0	0	0	0	0	0	0	9-7-1		

+ - Overtime

2020 GAME-BY-GAME REGULAR-SEASON STATISTICS (STEELERS)

DATE	OPPONENT	P/S	TACKLES								INTERCEPTIONS				O. FUMB				ST				MISC		W/L	SCORE		
			TK	S	A	SK	YDS	TFL	YDS	QBH	NO	YDS	LG	TD	PD	FF	FR	TD	YDS	TK	S	A	FF	FR			S	A
09/14	at Giants	S	4	3	1	0.0	0.0	2	4	1	0	0	0	0	0	0	0	0	0	0	0	0	0	0	0	W	26-16	
09/20	Broncos	P	5	3	2	1.0	10.0	1	10	2	0	0	0	0	1	0	0	0	0	0	0	0	0	0	0	W	26-21	
09/27	Texans	P	1	1	0	0.0	0.0	0	0	0	0	0	0	1	0	0	0	0	0	0	0	0	0	0	0	W	28-21	
10/11	Eagles	S	2	0	2	0.0	0.0	0	0	0	0	0	0	0	0	0	0	0	0	0	0	0	0	0	0	W	38-29	
10/18	Browns	S	2	1	1	0.0	0.0	0	0	0	0	0	0	1	0	0	0	0	0	0	0	0	0	0	0	W	38-7	
10/25	at Titans	S	2	1	1	0.0	0.0	0	0	0	0	0	0	0	0	0	0	0	0	0	0	0	0	0	0	W	27-24	
11/01	at Ravens	S	0	0	0	0.0	0.0	0	0	0	0	0	0	0	0	0	0	0	0	0	0	0	0	0	0	W	28-24	
11/08	at Cowboys										ON INACTIVE LIST																W	24-19
11/15	Bengals	P	3	1	2	0.0	0.0	0	0	0	0	0	0	0	0	0	0	0	0	0	0	0	0	0	0	W	36-10	
11/22	at Jaguars	S	0	0	0	0.0	0.0	0	0	0	0	0	0	1	0	0	0	0	0	0	0	0	0	0	0	W	27-3	
12/02	Ravens	S	1	1	0	0.0	0.0	0	0	1	0	0	0	0	0	0	0	0	0	0	0	0	0	0	0	W	19-14	
12/07	Football Team	P	4	0	4	0.0	0.0	0	0	0	0	0	0	0	0	0	0	0	0	0	0	0	0	0	0	L	17-23	
12/13	at Bills	P	4	2	2	1.0	8.0	0	0	1	0	0	0	0	0	1	0	0	0	0	0	0	0	0	0	L	15-26	
12/21	at Bengals	S	5	2	3	0.0	0.0	0	0	0	0	0	0	0	0	0	0	0	0	0	0	0	0	0	0	L	17-27	
12/27	Colts	S	3	2	1	0.0	0.0	1	2	0	0	0	0	0	0	0	0	0	0	0	0	0	0	0	0	W	28-24	
01/03	at Browns	S	2	0	2	0.0	0.0	0	0	0	0	0	0	1	0	0	0	0	0	0	0	0	0	0	0	L	22-24	
2020 TOTALS		15-10	38	17	21	2.0	18.0	4	16	5	0	0	0	0	5	1	0	0	0	0	0	0	0	0	0	12-4		

2019 GAME-BY-GAME REGULAR-SEASON STATISTICS (STEELERS)

[illegible]

+ - Overtime

2018 GAME-BY-GAME REGULAR-SEASON STATISTICS (STEELERS)

[illegible]

2018 TOT

2017 GAME-BY-GAME REGULAR-SEASON STATISTICS (STEELERS)

[illegible]

2017 TOT

2016 GAME-BY-GAME REGULAR-SEASON STATISTICS (JAGUARS)

		TACKLES									INTERCEPTIONS					O. FUMB				ST				MISC					
DATE	OPPONENT	P/S	TK	S	A	SK	YDS	TFL	YDS	QBH	NO	YDS	LG	TD	PD	FF	FR	TD	YDS	TK	S	A	FF	FR	S	A			
09/11	Packers										INACTIVE																L	23:27	
09/18	at Chargers										INACTIVE																L	14:38	
09/25	Ravens	S	2	1	1	0.0	0.0	0	0	0	0	0	0	0	0	0	0	0	0	1	1	0	0	0	0	0	0	L	17:19
10/02	Colts	S	2	1	1	1.0	8.0	1	8	1	0	0	0	0	0	0	0	0	0	0	0	0	0	0	0	0	0	W	30:27
10/16	at Bears	P	2	2	0	0.0	0.0	0	0	0	0	0	0	0	0	0	0	0	0	0	0	0	0	0	0	0	0	W	17:16
10/23	Raiders	P	2	2	0	0.0	0.0	0	0	0	0	0	0	0	0	0	0	0	0	0	0	0	0	0	0	0	0	L	16:33
10/27	at Titans	S	3	1	2	0.0	0.0	1	12	0	0	0	0	0	0	0	0	0	0	0	0	0	0	0	0	0	0	L	22:36
11/06	at Chiefs	S	1	1	0	0.0	0.0	1	1	0	0	0	0	0	0	0	0	0	0	0	0	0	0	0	0	0	0	L	14:19
11/13	Texans	P	4	4	0	0.0	0.0	0	0	0	0	0	0	0	0	0	0	0	0	0	0	0	0	0	0	0	0	L	21:24
11/20	at Lions	P	2	1	1	1.0	6.0	1	6	1	0	0	0	0	0	0	0	0	0	0	0	0	0	0	0	0	0	L	19:26
11/27	at Bills	S	5	4	1	0.5	0.0	1	2	1	0	0	0	0	0	0	0	0	0	0	0	0	0	0	0	0	0	L	21:28
12/04	Broncos	S	3	3	0	0.0	0.0	1	2	0	0	0	0	0	0	0	0	0	0	0	0	0	0	0	0	0	0	L	10:20
12/11	Vikings	S	3	3	0	0.0	0.0	0	0	0	0	0	0	0	0	0	0	0	0	0	0	0	0	0	0	0	0	L	16:25
12/18	at Texans	S	4	3	1	0.0	0.0	0	0	1	0	0	0	0	0	1	0	0	0	0	0	0	0	0	0	0	0	L	20:21
12/24	Titans	S	2	1	1	0.0	0.0	0	0	0	0	0	0	0	0	0	0	0	0	0	0	0	0	0	0	0	0	W	38:17
01/01	at Colts	S	1	1	0	0.0	0.0	0	0	1	0	0	0	0	0	0	0	0	0	0	0	0	0	0	0	0	0	L	20:24
2016 TOTALS		14-10	36	28	8	2.5	14.0	6	31	6	0	0	0	0	0	1	0	0	0	0	1	1	0	0	0	0	0	3-13	

2016 TOT

[illegible][illegible][illegible][illegible]


2011 GAME-BY-GAME REGULAR-SEASON STATISTICS (JAGUARS)


DATE	OPPONENT	P/S	TACKLES							INTERCEPTIONS				O. FUMB				ST				MISC		W/L	SCORE	
			TK	S	A	SK	YDS	TFL	YDS	QBH	NO	YDS	LG	TD	PD	FF	FR	TD	YDS	TK	S	A	FF			FR
09/11	Titans	S	2	1	1	0.0	0.0	0	0	0	0	0	0	1	0	0	0	0	0	0	0	0	0	0	W	16-14
09/18	at Jets	S	4	4	0	0.0	0.0	0	0	1	0	0	0	0	0	0	0	0	0	0	0	0	0	0	L	3-32
09/25	at Panthers	S	3	1	2	0.0	0.0	1	0	0	0	0	0	0	0	0	0	0	0	0	0	0	0	0	L	10-16
10/02	Saints	S	2	2	0	0.0	0.0	0	0	0	0	0	0	0	0	0	0	0	0	0	0	0	0	0	L	10-23
10/09	Bengals	S	4	0	4	0.0	0.0	0	0	1	0	0	0	0	0	0	0	0	0	0	0	0	0	0	L	20-30
10/16	at Steelers	S	3	3	0	1.0	3.0	1	0	1	0	0	0	0	0	0	0	0	0	0	0	0	0	0	L	13-17
10/24	Ravens	S	0	0	0	0.0	0.0	0	0	0	0	0	0	0	0	0	0	0	0	0	0	0	0	0	W	12-7
10/30	at Texans	S	4	4	0	0.0	0.0	0	0	1	0	0	0	0	0	0	0	0	0	0	0	0	0	0	L	14-24
11/13	at Colts	S	3	0	3	0.0	0.0	0	0	0	0	0	0	0	0	1	0	7	0	0	0	0	0	0	W	17-3
11/20	at Browns	S	3	1	2	0.5	3.5	0	0	1	0	0	0	0	0	0	0	0	0	0	0	0	0	0	L	10-14
11/27	Texans	S	4	1	3	0.0	0.0	0	0	0	0	0	0	0	0	0	0	0	0	0	0	0	0	0	L	13-20
12/05	Chargers	S	2	2	0	0.0	0.0	0	0	2	0	0	0	0	0	0	0	0	0	0	0	0	0	0	L	14-38
12/11	Buccaneers	S	3	2	1	1.0	2.0	1	0	1	0	0	0	0	1	0	0	0	0	0	0	0	0	0	W	41-14
12/15	at Falcons	S	2	0	2	0.0	0.0	0	0	0	0	0	0	0	0	0	0	0	0	0	0	0	0	0	L	14-41
12/24	at Titans	S	0	0	0	0.0	0.0	0	0	0	0	0	0	0	0	0	0	0	0	0	0	0	0	0	L	17-23
01/01	Colts	S	1	0	1	0.0	0.0	0	0	0	0	0	0	0	0	0	0	0	0	0	0	0	0	0	W	19-13
2011 TOTALS			16-16	40	21	19	2.5	8.5	3	0	8	0	0	0	0	1	1	1	0	7	0	0	0	0	0	5-11

2010 GAME-BY-GAME REGULAR-SEASON STATISTICS (JAGUARS)

DATE	OPPONENT	P/S	TACKLES							INTERCEPTIONS				O. FUMB			ST			MISC		W/L	SCORE				
			TK	S	A	SK	YDS	TFL	YDS	QBH	NO	YDS	LG	TD	PD	FF	FR	TD	YDS	TK	S			A	FF	FR	S
09/12	Broncos	S	3	3	0	1.0	6.0	1	0	1	0	0	0	0	0	0	0	0	0	0	0	0	0	0	0	W	24-17
09/19	at Chargers	S	3	2	1	0.0	0.0	0	0	0	0	0	0	0	0	0	0	0	0	0	0	0	0	0	0	L	13-38
09/26	Eagles	S	3	2	1	0.5	3.5	0	0	3	0	0	0	0	0	0	0	0	0	0	0	0	0	0	0	L	3-28
10/03	Colts	S	0	0	0	0.0	0.0	0	0	0	0	0	0	0	0	0	0	0	0	0	0	0	0	0	0	W	31-28
10/10	at Bills	S	3	3	0	0.0	0.0	1	0	0	0	0	0	0	0	0	0	0	0	0	0	0	0	0	0	W	36-26
10/18	Titans	S	5	4	1	0.0	0.0	0	0	1	0	0	0	0	0	0	0	0	0	0	0	0	0	0	0	L	3-30
10/24	at Chiefs	S	4	1	3	0.0	0.0	0	0	0	0	0	0	0	0	0	0	0	0	0	0	0	0	0	0	L	20-42
10/31	at Cowboys	S	2	2	0	1.0	8.0	2	0	1	0	0	0	0	0	0	0	0	0	0	0	0	0	0	0	W	35-17
11/14	Texans	S	1	1	0	0.0	0.0	0	0	0	0	0	0	0	0	0	0	0	0	0	0	0	0	0	0	W	31-24
11/21	Browns	S	2	2	0	1.0	7.0	1	0	1	0	0	0	0	1	0	0	0	0	0	0	0	0	0	0	W	24-20
11/28	at Giants	S	3	1	2	0.0	0.0	1	0	0	0	0	0	0	0	0	0	0	0	0	0	0	0	0	0	L	20-24
12/05	at Titans	S	1	1	0	0.0	0.0	0	0	1	0	0	0	0	0	0	0	0	0	0	0	0	0	0	0	W	17-6
12/12	Raiders	S	1	1	0	0.0	0.0	0	0	0	0	0	0	0	0	0	0	0	0	0	0	0	0	0	0	W	38-31
12/19	at Colts	S	2	2	0	0.0	0.0	0	0	1	0	0	0	0	0	0	0	0	0	0	0	0	0	0	0	L	24-34
12/26	Redskins	S	2	2	0	0.0	0.0	1	0	0	0	0	0	0	0	0	0	0	0	0	0	0	0	0	0	L	17-20+
01/02	at Texans	S	3	2	1	0.0	0.0	0	0	0	0	0	0	0	0	0	0	0	0	0	0	0	0	0	0	L	17-34
2010 TOTALS		16-16	38	29	9	3.5	24.5	7	0	9	0	0	0	0	1	0	0	0	0	0	0	0	0	0	0	0	8-8

+ - Overtime





CHRIS BOSWELL

KICKER

HEIGHT: 6-2

WEIGHT: 185


COLLEGE: Rice

BORN: March 16, 1991

BIRTHPLACE: Fort Worth, TX

HOW ACQUIRED: FA '15

NFL EXPERIENCE: 8th year



CHRIS BOSWELL'S NFL REGULAR SEASON KICKING STATISTICS

DATE	TEAM	GP	FGM	FGA	PCT.	LG	XP	XPA	PCT.	BLK	PTS
2015	Steelers	12	29	32	90.6	51	26	27	96.3	0	113
2016	Steelers	15	21	25	84.0	49	36	36	100.0	1	99
2017	Steelers	16	35	38	92.1	53	37	39	94.9	1	142
2018	Steelers	15	13	20	65.0	50	43	48	89.6	1	82
2019	Steelers	16	29	31	93.5	51	28	28	100.0	0	115
2020	Steelers	13	19	20	95.0	59	34	38	89.5	0	91
2021	Steelers	17	36	40	90.0	56	27	29	93.1	0	135
2022	Steelers	12	20	28	71.4	59	18	18	100.0	1	78
NFL TOTALS		116	202	234	86.3	59	249	263	94.7	4	855

CHRIS BOSWELL'S NFL POSTSEASON KICKING STATISTICS

DATE	TEAM	GP	FGM	FGA	PCT.	LG	XP	XPA	PCT.	BLK	PTS
2015	Steelers	2	7	7	100.0	47	1	1	100.0	0	22
2016	Steelers	3	8	8	100.0	45	3	5	60.0	0	27
2017	Steelers	1	0	0	0.0	0	6	6	100.0	0	6
2020	Steelers	1	1	1	100.0	49	2	2	100.0	0	5
2021	Steelers	1	0	0	0.0	0	3	3	100.0	0	3
NFL TOTALS		8	16	16	100.0	49	15	17	88.2	0	63

CHRIS BOSWELL'S NFL REGULAR SEASON FIELD-GOAL ACCURACY STATISTICS

DATE	TEAM	1-19	PCT.	20-29	PCT.	30-39	PCT.	40-49	PCT.	50+	PCT.
2015	Steelers	1-1	100.0	9-9	100.0	8-8	100.0	9-12	75.0	2-2	100.0
2016	Steelers	0-0	0.0	2-2	100.0	8-9	88.9	11-12	91.7	0-2	0.0
2017	Steelers	0-0	0.0	10-10	100.0	12-14	85.7	9-10	90.0	4-4	100.0
2018	Steelers	0-0	0.0	3-3	100.0	4-6	66.7	5-10	50.0	1-1	100.0
2019	Steelers	1-1	100.0	11-11	100.0	7-7	100.0	9-10	90.0	1-2	50.0
2020	Steelers	0-0	0.0	5-5	100.0	6-6	100.0	7-8	87.5	1-1	100.0
2021	Steelers	0-0	0.0	9-9	100.0	8-9	88.9	11-13	84.6	8-9	88.9
2022	Steelers	0-0	0.0	4-4	100.0	4-5	80.0	5-10	50.0	7-9	77.8
NFL TOTALS		2-2	100.0	53-53	100.0	57-64	89.1	66-85	77.6	24-30	80.0

CHRIS BOSWELL'S NFL POSTSEASON FIELD-GOAL ACCURACY STATISTICS

DATE	TEAM	1-19	PCT.	20-29	PCT.	30-39	PCT.	40-49	PCT.	50+	PCT.
2015	Steelers	0-0	0.0	1-1	100.0	4-4	100.0	2-2	100.0	0-0	0.0
2016	Steelers	0-0	0.0	2-2	100.0	3-3	100.0	3-3	100.0	0-0	0.0
2017	Steelers	0-0	0.0	0-0	0.0	0-0	0.0	0-0	0.0	0-0	0.0
2020	Steelers	0-0	0.0	0-0	0.0	0-0	0.0	1-1	100.0	0-0	0.0
2021	Steelers	0-0	0.0	0-0	0.0	0-0	0.0	0-0	0.0	0-0	0.0
NFL TOTALS		0-0	0.0	3-3	100.0	7-7	100.0	6-6	100.0	0-0	0.0

SINGLE-GAME HIGHS: KICKER

Field Goals Made	6 at Cincinnati Bengals, Dec 18, 2016 5 vs. Cincinnati Bengals, Oct 22, 2017	Points	18 at Cincinnati Bengals, Dec 18, 2016 17 vs. Cincinnati Bengals, Oct 22, 2017
Field Goal Attempts	6 at Cincinnati Bengals, Dec 18, 2016 5 vs. Tennessee Titans, Dec 19, 2021 ...2 more at 5.	Special Teams Tackles	1 vs. Baltimore Ravens, Oct 06, 2019 1 vs. Cleveland Browns, Oct 28, 2018 ...5 more at 1.
Longest Field Goals Made	59 vs. New York Jets, Oct 02, 2022 59 at Dallas Cowboys, Nov 08, 2020	Kickoff Average	68.0 vs. Kansas City Chiefs, Oct 02, 2016 67.4 vs. Minnesota Vikings, Sep 17, 2017 ...1 more at 67.4.
Longest Field Goals Attempt	59 vs. New York Jets, Oct 02, 2022 59 at Dallas Cowboys, Nov 08, 2020	Extra Point Attempt Percentage	100.0 vs. Cleveland Browns, Oct 18, 2020 100.0 vs. Philadelphia Eagles, Oct 11, 2020 ...3 more at 100.0.
PATs Made	7 vs. Carolina Panthers, Nov 08, 2018 5 vs. Cleveland Browns, Oct 18, 2020 ...4 more at 5.	Field Goal Percentage	100.0 vs. Cleveland Browns, Jan 03, 2022 100.0 vs. Indianapolis Colts, Nov 03, 2019 ...7 more at 100.0.
PAT Attempts	7 vs. Carolina Panthers, Nov 08, 2018 6 vs. Atlanta Falcons, Oct 07, 2018		

SINGLE-GAME HIGHS - POSTSEASON: KICKER

Field Goals Made	6 at Kansas City Chiefs, Jan 15, 2017 4 at Cincinnati Bengals, Jan 09, 2016 3 at Denver Broncos, Jan 17, 2016 1 vs. Cleveland Browns, Jan 10, 2021 1 at New England Patriots, Jan 22, 2017 ...1 more at 1.	PAT Attempts	6 vs. Jacksonville Jaguars, Jan 14, 2018 4 vs. Miami Dolphins, Jan 08, 2017 3 at Kansas City Chiefs, Jan 16, 2022 2 vs. Cleveland Browns, Jan 10, 2021 1 at New England Patriots, Jan 22, 2017 ...1 more at 1.
Field Goal Attempts	6 at Kansas City Chiefs, Jan 15, 2017 4 at Cincinnati Bengals, Jan 09, 2016 3 at Denver Broncos, Jan 17, 2016 1 vs. Cleveland Browns, Jan 10, 2021 1 at New England Patriots, Jan 22, 2017 ...1 more at 1.	Points	18 at Kansas City Chiefs, Jan 15, 2017 12 at Cincinnati Bengals, Jan 09, 2016 10 at Denver Broncos, Jan 17, 2016 6 vs. Jacksonville Jaguars, Jan 14, 2018 6 vs. Miami Dolphins, Jan 08, 2017 66.3 at Cincinnati Bengals, Jan 09, 2016 62.0 at Kansas City Chiefs, Jan 15, 2017 60.2 vs. Miami Dolphins, Jan 08, 2017 57.2 at Denver Broncos, Jan 17, 2016 54.2 vs. Cleveland Browns, Jan 10, 2021
Longest Field Goals Made	49 vs. Cleveland Browns, Jan 10, 2021 47 at Denver Broncos, Jan 17, 2016 45 at Kansas City Chiefs, Jan 15, 2017 39 at Cincinnati Bengals, Jan 09, 2016 34 vs. Miami Dolphins, Jan 08, 2017	Kickoff Average	100.0 vs. Jacksonville Jaguars, Jan 14, 2018 100.0 at Kansas City Chiefs, Jan 15, 2017 100.0 at Cincinnati Bengals, Jan 09, 2016
Longest Field Goals Attempt	49 vs. Cleveland Browns, Jan 10, 2021 47 at Denver Broncos, Jan 17, 2016 45 at Kansas City Chiefs, Jan 15, 2017 43 at Kansas City Chiefs, Jan 15, 2017 43 at Kansas City Chiefs, Jan 15, 2017 ...1 more at 43.	Extra Point Attempt Percentage	
PATs Made	6 vs. Jacksonville Jaguars, Jan 14, 2018 3 at Kansas City Chiefs, Jan 16, 2022 3 vs. Miami Dolphins, Jan 08, 2017 2 vs. Cleveland Browns, Jan 10, 2021 1 at Denver Broncos, Jan 17, 2016	Field Goal Percentage	

2022 GAME-BY-GAME REGULAR-SEASON STATISTICS (STEELERS)

		FIELD GOALS				EXTRA POINTS						PTS	W/L	SCORE
DATE	OPPONENT	FGM	FGA	PCT	LG	XP	XPA	PCT	BLK					
09/11	at Bengals	P	3	4	75.0	53	2	2	100.0	0	11	W	23-20+	
09/18	Patriots	P	2	2	100.0	52	0	0	0.0	0	6	L	14-17	
09/22	at Browns	P	1	2	50.0	34	2	2	100.0	0	5	L	17-29	
10/02	Jets	P	2	2	100.0	59	2	2	100.0	0	8	L	20-24	
10/09	at Bills	P	1	3	33.3	29	0	0	0.0	0	3	L	3-38	
10/16	Buccaneers	P	2	2	100.0	55	2	2	100.0	0	8	W	20-18	
10/23	at Dolphins	P	1	1	100.0	45	1	1	100.0	0	4	L	10-16	
10/30	at Eagles					ON INACTIVE LIST							L	13-35
11/13	Saints					DID NOT PLAY							W	20-10
11/20	Bengals					INJURED RESERVE							L	30-37
11/28	at Colts					INJURED RESERVE							W	24-17
12/04	at Falcons					INJURED RESERVE							W	19-16
12/11	Ravens	P	0	1	0.0	0	2	2	100.0	0	2	L	14-16	
12/18	at Panthers	P	1	1	100.0	50	3	3	100.0	0	6	W	24-16	
12/24	Raiders	P	2	4	50.0	44	1	1	100.0	0	7	W	13-10	
01/01	at Ravens	P	3	4	75.0	51	1	1	100.0	0	10	W	16-13	
01/08	Browns	P	2	2	100.0	49	2	2	100.0	0	8	W	28-14	
2022 TOTALS		12	20	28	71.4	59	18	18	100.0	0	78	9-8		
+ Overtime														

2021 GAME-BY-GAME REGULAR-SEASON STATISTICS (STEELERS)

		FIELD GOALS				EXTRA POINTS						PTS	W/L/T	SCORE
DATE	OPPONENT	FGM	FGA	PCT	LG	XP	XPA	PCT	BLK					
09/12	at Bills	P	3	3	100.0	45	2	2	100.0	0	11	W	23-16	
09/19	Raiders	P	1	1	100.0	56	2	2	100.0	0	5	L	17-26	
09/26	Bengals	P	1	2	50.0	26	1	1	100.0	0	4	L	10-24	
10/03	at Packers	P	1	1	100.0	52	2	2	100.0	0	5	L	17-27	
10/10	Broncos	P	2	2	100.0	48	3	3	100.0	0	9	W	27-19	
10/17	Seahawks	P	3	3	100.0	52	2	2	100.0	0	11	W	23-20+	
10/31	at Browns	P	1	1	100.0	31	0	0	0.0	0	3	W	15-10	
11/08	Bears	P	3	3	100.0	54	2	3	66.7	0	11	W	29-27	
11/14	Lions	P	3	3	100.0	51	1	1	100.0	0	10	T	16-16	
11/21	at Chargers	P	3	3	100.0	45	4	4	100.0	0	13	L	37-41	
11/28	at Bengals	P	1	1	100.0	40	1	1	100.0	0	4	L	10-41	
12/05	Ravens	P	2	2	100.0	53	0	1	0.0	0	6	W	20-19	
12/09	at Vikings	P	0	1	0.0	0	2	2	100.0	0	2	L	28-36	
12/19	Titans	P	4	5	80.0	48	1	1	100.0	0	13	W	19-13	
12/26	at Chiefs	P	1	2	50.0	34	1	1	100.0	0	4	L	10-36	
01/03	Browns	P	4	4	100.0	50	2	2	100.0	0	14	W	26-14	
01/09	at Ravens	P	3	3	100.0	40	1	1	100.0	0	10	W	16-13+	
2021 TOTALS		17	36	40	90.0	56	27	29	93.1	0	135	9-7-1		
+ Overtime														

2020 GAME-BY-GAME REGULAR-SEASON STATISTICS (STEELERS)

		FIELD GOALS				EXTRA POINTS						
DATE	OPPONENT	FGM	FGA	PCT	LG	XP	XPA	PCT	BLK	PTS	W/L	SCORE
09/14	at Giants	P	2	2	100.0	41	2	3	66.7	0	8	W 26-16
09/20	Broncos	P	1	1	100.0	21	3	3	100.0	0	6	W 26-21
09/27	Texans	P	2	2	100.0	33	2	2	100.0	0	8	W 28-21
10/11	Eagles	P	1	1	100.0	41	5	5	100.0	0	8	W 38-29
10/18	Browns	P	1	1	100.0	35	5	5	100.0	0	8	W 38-7
10/25	at Titans	P	2	2	100.0	38	3	3	100.0	0	9	W 27-24
11/01	at Ravens	P	0	0	0.0	0	4	4	100.0	0	4	W 28-24
11/08	at Cowboys	P	2	2	100.0	59	0	2	0.0	1	6	W 24-19
11/15	Bengals	P	3	3	100.0	45	3	3	100.0	0	12	W 36-10
11/22	at Jaguars	P	2	3	66.7	47	3	3	100.0	0	9	W 27-3
12/02	Ravens	P	2	2	100.0	27	1	2	50.0	0	7	W 19-14
12/07	Football Team					ON INACTIVE LIST					L	17-23
12/13	at Bills	P	0	0	0.0	0	1	1	100.0	0	1	L 15-26
12/21	at Bengals	P	1	1	100.0	25	2	2	100.0	0	5	L 17-27
12/27	Colts					ON INACTIVE LIST					W	28-24
01/03	at Browns					ON INACTIVE LIST					L	22-24
2020 TOTALS		13	19	20	95.0	59	34	38	89.5	1	91	12-4

2019 GAME-BY-GAME REGULAR-SEASON STATISTICS (STEELERS)

		FIELD GOALS				EXTRA POINTS						
DATE	OPPONENT	FGM	FGA	PCT	LG	XP	XPA	PCT	BLK	PTS	W/L	SCORE
09/08	at Patriots	P	1	1	100.0	19	0	0	0.0	0	3	L 3-33
09/15	Seahawks	P	2	2	100.0	41	2	2	100.0	0	8	L 26-28
09/22	at 49ers	P	2	2	100.0	46	2	2	100.0	0	8	L 20-24
09/30	Bengals	P	2	2	100.0	49	3	3	100.0	0	9	W 27-3
10/06	Ravens	P	3	3	100.0	41	2	2	100.0	0	11	L 23-26+
10/13	at Chargers	P	1	1	100.0	20	3	3	100.0	0	6	W 24-17
10/28	Dolphins	P	2	3	66.7	42	3	3	100.0	0	9	W 27-14
11/03	Colts	P	4	4	100.0	51	2	2	100.0	0	14	W 26-24
11/10	Rams	P	1	1	100.0	33	2	2	100.0	0	5	W 17-12
11/14	at Browns	P	0	1	0.0	0	1	1	100.0	0	1	L 7-21
11/24	at Bengals	P	3	3	100.0	47	1	1	100.0	0	10	W 16-10
12/01	Browns	P	2	2	100.0	39	2	2	100.0	0	8	W 20-13
12/08	at Cardinals	P	3	3	100.0	37	2	2	100.0	0	11	W 23-17
12/15	Bills	P	1	1	100.0	49	1	1	100.0	0	4	L 10-17
12/22	at Jets	P	1	1	100.0	49	1	1	100.0	0	4	L 10-16
12/29	at Ravens	P	1	1	100.0	26	1	1	100.0	0	4	L 10-28
2019 TOTALS		16	29	31	93.5	51	28	28	100.0	0	115	8-8

+ Overtime

2018 GAME-BY-GAME REGULAR-SEASON STATISTICS (STEELERS)

		FIELD GOALS				EXTRA POINTS						
DATE	OPPONENT	FGM	FGA	PCT	LG	XP	XPA	PCT	BLK	PTS	W/L/T	SCORE
09/09	at Browns	P	0	1	0.0	0	3	3	100.0	0	3	T 21-21
09/16	Chiefs	P	0	1	0.0	0	3	4	75.0	0	3	L 37-42
09/24	at Buccaneers	P	1	2	50.0	38	3	4	75.0	0	6	W 30-27
09/30	Ravens	P	2	2	100.0	39	0	0	0.0	0	6	L 14-26
10/07	Falcons	P	0	0	0.0	0	5	6	83.3	0	5	W 41-17
10/14	at Bengals	P	2	2	100.0	24	2	2	100.0	0	8	W 28-21
10/28	Browns	P	1	1	100.0	42	4	4	100.0	0	7	W 33-18
11/04	at Ravens	P	1	1	100.0	29	2	3	66.7	0	5	W 23-16
11/08	Panthers	P	1	1	100.0	50	7	7	100.0	0	10	W 52-21
11/18	at Jaguars	P	0	0	0.0	0	2	2	100.0	0	2	W 20-16
11/25	at Broncos	P	1	2	50.0	41	2	2	100.0	0	5	L 17-24
12/02	Chargers	P	1	1	100.0	48	3	4	75.0	0	6	L 30-33
12/09	at Raiders	P	0	2	0.0	0	3	3	100.0	0	3	L 21-24
12/16	Patriots	P	1	2	50.0	48	2	2	100.0	0	5	W 17-10
12/23	at Saints	P	2	2	100.0	49	2	2	100.0	0	8	L 28-31
12/30	Bengals					DID NOT PLAY					W	16-13
2018 TOTALS		15	13	20	65.0	50	43	48	89.6	0	82	9-6-1

2017 GAME-BY-GAME REGULAR-SEASON STATISTICS (STEELERS)

		FIELD GOALS				EXTRA POINTS						
DATE	OPPONENT	FGM	FGA	PCT	LG	XP	XPA	PCT	BLK	PTS	W/L	SCORE
09/10	at Browns	P	0	0	0.0	0	3	3	100.0	0	3	W 21-18
09/17	Vikings	P	4	4	100.0	46	2	2	100.0	0	14	W 26-9
09/24	at Bears	P	1	2	50.0	32	2	2	100.0	0	5	L 17-23+
10/01	at Ravens	P	2	3	66.7	49	2	2	100.0	0	8	W 26-9
10/08	Jaguars	P	3	3	100.0	34	0	0	0.0	0	9	L 9-30
10/15	at Chiefs	P	1	1	100.0	24	2	2	100.0	0	5	W 19-13
10/22	Bengals	P	5	5	100.0	49	2	2	100.0	0	17	W 29-14
10/29	at Lions	P	2	2	100.0	38	2	2	100.0	0	8	W 20-15
11/12	at Colts	P	2	3	66.7	41	0	1	0.0	1	6	W 20-17
11/16	Titans	P	4	4	100.0	50	4	4	100.0	0	16	W 40-17
11/26	Packers	P	1	1	100.0	53	2	3	66.7	0	5	W 31-28
12/04	at Bengals	P	3	3	100.0	38	2	2	100.0	0	11	W 23-20
12/10	Ravens	P	4	4	100.0	52	3	3	100.0	0	15	W 39-38
12/17	Patriots	P	1	1	100.0	51	3	3	100.0	0	6	L 24-27
12/25	at Texans	P	2	2	100.0	36	4	4	100.0	0	10	W 34-6
12/31	Browns	P	0	0	0.0	0	4	4	100.0	0	4	W 28-24
2017 TOTALS		16	35	38	92.1	53	37	39	94.9	1	142	13-3

+ Overtime

2016 GAME-BY-GAME REGULAR-SEASON STATISTICS (STEELERS)


		FIELD GOALS				EXTRA POINTS				PTS	W/L	SCORE
DATE	OPPONENT	FGM	FGA	PCT	LG	XP	XPA	PCT	BLK			
09/12	at Redskins	P	1	1	100.0	46	5	5	100.0	0	8	W 38-16
09/18	Bengals	P	1	1	100.0	49	3	3	100.0	0	6	W 24-16
09/25	at Eagles	P	1	2	50.0	40	0	0	0.0	0	3	L 3-34
10/02	Chiefs	P	0	0	0.0	0	5	5	100.0	0	5	W 43-14
10/09	Jets	P	1	1	100.0	47	4	4	100.0	0	7	W 31-13
10/16	at Dolphins	P	0	0	0.0	0	1	1	100.0	0	1	L 15-30
10/23	Patriots	P	3	5	60.0	46	1	1	100.0	0	10	L 16-27
11/06	at Ravens	P	0	0	0.0	0	2	2	100.0	0	2	L 14-21
11/13	Cowboys	P	2	3	66.7	39	0	0	0.0	0	6	L 30-35
11/20	at Browns	P	3	3	100.0	33	1	1	100.0	0	10	W 24-9
11/24	at Colts	P	0	0	0.0	0	4	4	100.0	0	4	W 28-7
12/04	Giants					INACTIVE						W 24-14
12/11	at Bills	P	2	2	100.0	39	3	3	100.0	0	9	W 27-20
12/18	at Bengals	P	6	6	100.0	49	0	0	0.0	0	18	W 24-20
12/25	Ravens	P	1	1	100.0	36	4	4	100.0	0	7	W 31-27
01/01	Browns	P	0	0	0.0	0	3	3	100.0	0	3	W 27-24+
2016 TOTALS		15	21	25	84.0	49	36	36	100.0	0	99	11-5

+ - Overtime

2015 GAME-BY-GAME REGULAR-SEASON STATISTICS (STEELERS)

		FIELD GOALS				EXTRA POINTS				PTS	W/L	SCORE
DATE	OPPONENT	FGM	FGA	PCT	LG	XP	XPA	PCT	BLK			
09/10	at Patriots					NOT ON ROSTER					L	21-28
09/20	49ers					NOT ON ROSTER					W	43-18
09/27	at Rams					NOT ON ROSTER					W	12-6
10/01	Ravens					NOT ON ROSTER					L	20-23+
10/12	at Chargers	P	1	1	100.0	47	3	3	100.0	0	6	W 24-20
10/18	Cardinals	P	4	4	100.0	51	1	1	100.0	0	13	W 25-13
10/25	at Chiefs	P	2	2	100.0	36	1	1	100.0	0	7	L 13-23
11/01	Bengals	P	1	1	100.0	32	1	1	100.0	0	4	L 10-16
11/08	Raiders	P	3	4	75.0	38	3	3	100.0	0	12	W 38-35
11/15	Browns	P	3	3	100.0	34	1	2	50.0	0	10	W 30-9
11/29	at Seahawks	P	3	3	100.0	44	1	1	100.0	0	10	L 30-39
12/06	Colts	P	3	4	75.0	51	4	4	100.0	0	13	W 45-10
12/13	at Bengals	P	4	4	100.0	47	3	3	100.0	0	15	W 33-20
12/20	Broncos	P	2	2	100.0	41	4	4	100.0	0	10	W 34-27
12/27	at Ravens	P	1	1	100.0	34	2	2	100.0	0	5	L 17-20
01/03	at Browns	P	2	3	66.7	39	2	2	100.0	0	8	W 28-12
2015 TOTALS		12	29	32	90.6	51	26	27	96.3	0	113	10-6

+ - Overtime




13

MILES BOYKIN
WIDE RECEIVER

HEIGHT: 6-4
WEIGHT: 220
COLLEGE: Notre Dame
BORN: October 12, 1996

BIRTHPLACE: New Lenox, IL
HOW ACQUIRED: W 22 (BAL)
NFL EXPERIENCE: 4th year



COMMUNITY SERVICE

- ✦ Participated in Crucial Catch PSA to encourage fans to get early detection cancer screenings (2020)
- ✦ Joined teammates to converse and play games (virtually) during the Ravens' A Purple Evening, the team's annual event dedicated to female fans (2020)
- ✦ Hosted virtual meet & greets with fans to raise money for the United Way's COVID-19 Relief Fund (2020)
- ✦ Attended the Ravens' annual Holiday Helpers event at Target to shop for gifts with Baltimore youth in need (2019)
- ✦ Supported teammates Willie Snead IV and former teammate Seth Roberts at their Turkey Giveaway at Zion Baptist Church for Baltimore City residents during Thanksgiving (2019)
- ✦ Supported children of service members at Fort Meade by participating in the Ravens' Salute to Service Military Kids Clinic (2019)
- ✦ Alongside teammates, participated in the St. John Baptist 5K Run, Walk and Roll/Walk for Bobbi Engram Foundation, hosted by tight ends coach Bobby Engram (2019)
- ✦ Signed autographs and played games at the Ravens' A Purple Evening, the team's annual event dedicated to female fans (2019)
- ✦ Participated as a celebrity bowler in Anthony Levine Sr.'s Celebrity Bowling Night to benefit his 4ever1 Foundation (2019)
- ✦ Participated in the organization-wide day of service, Caw to Action – a celebration of the NFL's Huddle for 100 initiative (2019)
- ✦ Participated in Anthony Levine Sr.'s 10th Annual Home Run Derby & Softball Game with Ravens teammates (2019)
- ✦ Participated in the Ravens' Signature Project with M&T Bank to renovate the facility and visit with children at the Webster Kendrick Boys & Girls Club in Baltimore (2019)

MILES BOYKIN'S NFL REGULAR SEASON RUSHING/RECEIVING STATISTICS

DATE	TEAM	GP	GS	RECEIVING					RUSHING				
				NO.	YDS.	AVG.	LG	TD	NO.	YDS.	AVG.	LG	TD
2019	Ravens	16	11	13	198	15.2	50	3	0	0	0.0	0	0
2020	Ravens	16	13	19	266	14.0	43t	4	0	0	0.0	0	0
2021	Ravens	8	0	1	6	6.0	6	0	0	0	0.0	0	0
2022	Steelers	16	1	2	11	5.5	11	0	0	0	0.0	0	0
NFL TOTALS		56	25	35	481	13.7	50	7	0	0	0.0	0	0

MILES BOYKIN'S NFL POSTSEASON RUSHING/RECEIVING STATISTICS

DATE	TEAM	GP	GS	RECEIVING					RUSHING				
				NO.	YDS.	AVG.	LG	TD	NO.	YDS.	AVG.	LG	TD
2019	Ravens	1	0	3	26	8.7	13	0	0	0	0.0	0	0
2020	Ravens	2	2	3	20	6.7	11	0	0	0	0.0	0	0
NFL TOTALS		3	2	6	46	7.7	13	0	0	0	0.0	0	0

MILES BOYKIN'S NFL REGULAR SEASON RETURN STATISTICS

KICKOFF RETURNS						PUNT RETURNS						
DATE	TEAM	RET.	YDS.	AVG.	LG	TD	NO.	FC	YDS.	AVG.	LG	TD
2019	Ravens	0	0	0.0	0	0	0	0	0	0.0	0	0
2020	Ravens	0	0	0.0	0	0	0	0	0	0.0	0	0
2021	Ravens	0	0	0.0	0	0	0	0	0	0.0	0	0
2022	Steelers	0	0	0.0	0	0	0	0	0	0.0	0	0
NFL TOTALS		0	0	0.0	0	0	0	0	0	0.0	0	0

MILES BOYKIN'S NFL POSTSEASON RETURN STATISTICS

KICKOFF RETURNS						PUNT RETURNS						
DATE	TEAM	RET.	YDS.	AVG.	LG	TD	NO.	FC	YDS.	AVG.	LG	TD
2019	Ravens	0	0	0.0	0	0	0	0	0	0.0	0	0
2020	Ravens	0	0	0.0	0	0	0	0	0	0.0	0	0
NFL TOTALS		0	0	0.0	0	0	0	0	0	0.0	0	0

SINGLE-GAME HIGHS: RECEIVING

Receptions	4 at Houston Texans, Sep 20, 2020 3 vs. Cleveland Browns, Sep 13, 2020 ...1 more at 3.	All-Purpose Yards	55 at Seattle Seahawks, Oct 20, 2019 54 at Los Angeles Rams, Nov 25, 2019
Receiving Yards	55 at Seattle Seahawks, Oct 20, 2019 54 at Los Angeles Rams, Nov 25, 2019	Special Teams Tackles	2 vs. New England Patriots, Sep 18, 2022 2 at Cincinnati Bengals, Sep 11, 2022
Receiving Average	12.3 vs. Cleveland Browns, Sep 13, 2020 10.7 vs. Cleveland Browns, Sep 29, 2019	Most TDs	1 at Cincinnati Bengals, Jan 03, 2021 1 vs. Jacksonville Jaguars, Dec 20, 2020 ...5 more at 1.
Longest Receptions	50 at Seattle Seahawks, Oct 20, 2019 43t at Cincinnati Bengals, Jan 03, 2021	Miscellaneous Tackles	1 at Washington Football Team, Oct 04, 2020
Receiving TDs	1 at Cincinnati Bengals, Jan 03, 2021 1 vs. Jacksonville Jaguars, Dec 20, 2020 ...5 more at 1.		

SINGLE-GAME HIGHS - POSTSEASON: RECEIVING

Receptions	3 at Buffalo Bills, Jan 16, 2021 3 vs. Tennessee Titans, Jan 11, 2020	Longest Receptions	13 vs. Tennessee Titans, Jan 11, 2020 11 at Buffalo Bills, Jan 16, 2021
Receiving Yards	26 vs. Tennessee Titans, Jan 11, 2020 20 at Buffalo Bills, Jan 16, 2021		9 vs. Tennessee Titans, Jan 11, 2020 5 at Buffalo Bills, Jan 16, 2021
Receiving Average	8.7 vs. Tennessee Titans, Jan 11, 2020 6.7 at Buffalo Bills, Jan 16, 2021		4 at Buffalo Bills, Jan 16, 2021 ...1 more at 4.
		All-Purpose Yards	26 vs. Tennessee Titans, Jan 11, 2020 20 at Buffalo Bills, Jan 16, 2021
		Miscellaneous Tackles	1 at Tennessee Titans, Jan 10, 2021 1 vs. Tennessee Titans, Jan 11, 2020

2022 GAME-BY-GAME REGULAR-SEASON STATISTICS (STEELERS)

DATE	OPPONENT	P/S	RECEIVING					RUSHING					W/L	SCORE
			NO.	YDS.	AVG.	LG	TD	NO.	YDS.	AVG.	LG	TD		
09/11	at Bengals	P	0	0	0.0	0	0	0	0	0.0	0	0	W	23-20+
09/18	Patriots	P	0	0	0.0	0	0	0	0	0.0	0	0	L	14-17
09/22	at Browns	P	0	0	0.0	0	0	0	0	0.0	0	0	L	17-29
10/02	Jets	P	0	0	0.0	0	0	0	0	0.0	0	0	L	20-24
10/09	at Bills	P	1	11	11.0	11	0	0	0	0.0	0	0	L	3-38
10/16	Buccaneers	P	0	0	0.0	0	0	0	0	0.0	0	0	W	20-18
10/23	at Dolphins	P	0	0	0.0	0	0	0	0	0.0	0	0	L	10-16
10/30	at Eagles	P	0	0	0.0	0	0	0	0	0.0	0	0	L	13-35
11/13	Saints	P	0	0	0.0	0	0	0	0	0.0	0	0	W	20-10
11/20	Bengals	P	0	0	0.0	0	0	0	0	0.0	0	0	L	30-37
11/28	at Colts												W	24-17
12/04	at Falcons	P	0	0	0.0	0	0	0	0	0.0	0	0	W	19-16
12/11	Ravens	P	0	0	0.0	0	0	0	0	0.0	0	0	L	14-16
12/18	at Panthers	P	1	0	0.0	0	0	0	0	0.0	0	0	W	24-16
12/24	Raiders	S	0	0	0.0	0	0	0	0	0.0	0	0	W	13-10
01/01	at Ravens	P	0	0	0.0	0	0	0	0	0.0	0	0	W	16-13
01/08	Browns	P	0	0	0.0	0	0	0	0	0.0	0	0	W	28-14
2022 TOTALS	16-1		2	11	5.5	11	0	0	0	0.0	0	0	9-8	
+ - Overtime														

2021 GAME-BY-GAME REGULAR-SEASON STATISTICS (RAVENS)

DATE	OPPONENT	P/S	RECEIVING					RUSHING					W/L	SCORE
			NO.	YDS.	AVG.	LG	TD	NO.	YDS.	AVG.	LG	TD		
09/13	at Raiders												L	27-33+
09/19	Chiefs												W	36-35
09/26	at Lions												W	19-17
10/03	at Broncos												W	23-7
10/11	Colts	P	0	0	0.0	0	0	0	0	0.0	0	0	W	31-25+
10/17	Chargers	P	1	6	6.0	6	0	0	0	0.0	0	0	W	34-6
10/24	Bengals	P	0	0	0.0	0	0	0	0	0.0	0	0	L	17-41
11/07	Vikings	P	0	0	0.0	0	0	0	0	0.0	0	0	W	34-31+
11/11	at Dolphins	P	0	0	0.0	0	0	0	0	0.0	0	0	L	10-22
11/21	at Bears												W	16-13
11/28	Browns												W	16-10
12/05	at Steelers												L	19-20
12/12	at Browns												L	22-24
12/19	Packers	P	0	0	0.0	0	0	0	0	0.0	0	0	L	30-31
12/26	at Bengals	P	0	0	0.0	0	0	0	0	0.0	0	0	L	21-41
01/02	Rams												L	19-20
01/09	Steelers	P	0	0	0.0	0	0	0	0	0.0	0	0	L	13-16+
2021 TOTALS	8-0		1	6	6.0	6	0	0	0	0.0	0	0	8-9	
+ - Overtime														

2020 GAME-BY-GAME REGULAR-SEASON STATISTICS (RAVENS)

DATE	OPPONENT	P/S	RECEIVING					RUSHING					W/L	SCORE
			NO.	YDS.	AVG.	LG	TD	NO.	YDS.	AVG.	LG	TD		
09/13	Browns	S	3	37	12.3	25	0	0	0	0.0	0	0	W	38-6
09/20	at Texans	S	4	38	9.5	14	0	0	0	0.0	0	0	W	33-16
09/28	Chiefs	P	1	8	8.0	8	0	0	0	0.0	0	0	L	20-34
10/04	at Football Team	S	2	28	14.0	15	0	0	0	0.0	0	0	W	31-17
10/11	Bengals	P	0	0	0.0	0	0	0	0	0.0	0	0	W	27-3
10/18	at Eagles	S	1	11	11.0	11	0	0	0	0.0	0	0	W	30-28
11/01	Steelers	S	2	20	10.0	14	1	0	0	0.0	0	0	L	24-28
11/08	at Colts	S	1	11	11.0	11	0	0	0	0.0	0	0	W	24-10
11/15	at Patriots	S	0	0	0.0	0	0	0	0	0.0	0	0	L	17-23
11/22	Titans	P	0	0	0.0	0	0	0	0	0.0	0	0	L	24-30+
12/02	at Steelers	S	0	0	0.0	0	0	0	0	0.0	0	0	L	14-19
12/08	Cowboys	S	1	38	38.0	38t	1	0	0	0.0	0	0	W	34-17
12/14	at Browns	S	1	15	15.0	15	0	0	0	0.0	0	0	W	47-42
12/20	Jaguars	S	1	4	4.0	4t	1	0	0	0.0	0	0	W	40-14
12/27	Giants	S	1	13	13.0	13	0	0	0	0.0	0	0	W	27-13
01/03	at Bengals	S	1	43	43.0	43t	1	0	0	0.0	0	0	W	38-3
2020 TOTALS		16-13	19	266	14.0	43T	4	0	0	0.0	0	0	11-5	
+ - Overtime														

2019 GAME-BY-GAME REGULAR-SEASON STATISTICS (RAVENS)

DATE	OPPONENT	P/S	RECEIVING					RUSHING					W/L	SCORE
			NO.	YDS.	AVG.	LG	TD	NO.	YDS.	AVG.	LG	TD		
09/08	at Dolphins	S	1	5	5.0	5t	1	0	0	0.0	0	0	W	59-10
09/15	Cardinals	S	1	11	11.0	11	0	0	0	0.0	0	0	W	23-17
09/22	at Chiefs	S	0	0	0.0	0	0	0	0	0.0	0	0	L	28-33
09/29	Browns	S	3	32	10.7	18	1	0	0	0.0	0	0	L	25-40
10/06	at Steelers	S	0	0	0.0	0	0	0	0	0.0	0	0	W	26-23+
10/13	Bengals	S	2	28	14.0	18	0	0	0	0.0	0	0	W	23-17
10/20	at Seahawks	P	2	55	27.5	50	0	0	0	0.0	0	0	W	30-16
11/03	Patriots	S	0	0	0.0	0	0	0	0	0.0	0	0	W	37-20
11/10	at Bengals	P	0	0	0.0	0	0	0	0	0.0	0	0	W	49-13
11/17	Texans	S	0	0	0.0	0	0	0	0	0.0	0	0	W	41-7
11/25	at Rams	S	2	54	27.0	39	0	0	0	0.0	0	0	W	45-6
12/01	49ers	P	0	0	0.0	0	0	0	0	0.0	0	0	W	20-17
12/08	at Bills	S	0	0	0.0	0	0	0	0	0.0	0	0	W	24-17
12/12	Jets	P	1	5	5.0	5t	1	0	0	0.0	0	0	W	42-21
12/22	at Browns	P	1	8	8.0	8	0	0	0	0.0	0	0	W	31-15
12/29	Steelers	S	0	0	0.0	0	0	0	0	0.0	0	0	W	28-10
2019 TOTALS		16-11	13	198	15.2	50	3	0	0	0.0	0	0	14-2	
+ - Overtime														



55

DEVIN BUSH
LINEBACKER

HEIGHT: 5-11
WEIGHT: 234
COLLEGE: Michigan
BORN: July 18, 1998

BIRTHPLACE: Pembroke Pines, FL
HOW ACQUIRED: D1 19
NFL EXPERIENCE: 4th year

COMMUNITY

- ✦ Serves on the Steelers Social Justice Committee
- ✦ Was honored as the Steelers recipient of the 2021 Ed Block Courage Award

DEVIN BUSH'S NFL REGULAR SEASON DEFENSIVE STATISTICS

DATE	TEAM	GP	GS	TK	S	TACKLES					QBH	INTERCEPTIONS				O. FUMB				ST				MISC		
						A	TFL	YDS	SK	YDS		NO	YDS	LG	TD	PD	FF	FR	TD	YDS	TK	S	A	FF	FR	S
2019	Steelers	16	15	109	72	37	9	17	1.0	9.0	2	2	6	6	0	4	1	4	1	20	0	0	0	0	0	0
2020	Steelers	5	5	26	16	10	0	0	1.0	6.5	2	0	0	0	3	0	0	0	0	0	0	0	0	0	0	
2021	Steelers	14	14	70	41	29	2	18	2.0	18.0	4	0	0	0	4	1	1	0	0	0	0	0	0	0	0	
2022	Steelers	17	14	81	44	37	2	0	0.0	0.0	2	0	0	0	2	0	0	0	0	0	0	0	0	0	0	
NFL TOTALS		52	48	286	173	113	13	35	4.0	33.5	10	2	6	6	0	13	2	5	1	20	0	0	0	0	0	0

DEVIN BUSH'S NFL POSTSEASON DEFENSIVE STATISTICS

DATE	TEAM	GP	GS	TK	TACKLES					QBH	INTERCEPTIONS				O. FUMB				ST				MISC	
					S	A	TFL	YDS	SK		YDS	NO	YDS	LG	TD	PD	FF	FR	TD	YDS	TK	S	A	FF
2020	Steelers	0	0	0	0	0	0	0	0.0	0.0	0	0	0	0	0	0	0	0	0	0	0	0	0	0
2021	Steelers	1	1	1	1	0	0	0	0.0	0.0	0	1	10	10	0	1	0	0	0	0	0	0	0	0
NFL TOTALS		1	1	1	1	0	0	0	0.0	0.0	0	1	10	10	0	1	0	0	0	0	0	0	0	0

SINGLE-GAME HIGHS: DEFENSIVE

Total Tackles	12 at Baltimore Ravens, Dec 29, 2019 11 at Cleveland Browns, Sep 22, 2022 ...1 more at 11.	Fumble Recoveries	2 at San Francisco 49ers, Sep 22, 2019 1 vs. Seattle Seahawks, Oct 17, 2021 ...2 more at 1.
Solo Tackles	11 at Baltimore Ravens, Dec 29, 2019 7 at San Francisco 49ers, Sep 22, 2019 ...1 more at 7.	Tackles For Loss	3 vs. Cincinnati Bengals, Sep 30, 2019 2 vs. Buffalo Bills, Dec 15, 2019 1 at Los Angeles Chargers, Oct 13, 2019
Sacks	1.0 vs. Denver Broncos, Oct 10, 2021 1.0 at Green Bay Packers, Oct 03, 2021 ...1 more at 1.0.	Interceptions	1 vs. Baltimore Ravens, Oct 06, 2019 6 at Los Angeles Chargers, Oct 13, 2019 Longest Opponent's Fumble Return 11 vs. Seattle Seahawks, Sep 15, 2019
Passes Defensed	2 at Minnesota Vikings, Dec 09, 2021 2 vs. Denver Broncos, Sep 20, 2020	Interception Return Yards	9 at Los Angeles Chargers, Oct 13, 2019
Forced Fumbles	1 at Buffalo Bills, Sep 12, 2021 1 at Cincinnati Bengals, Nov 24, 2019		

SINGLE-GAME HIGHS - POSTSEASON: DEFENSIVE

Total Tackles	1 at Kansas City Chiefs, Jan 16, 2022	Interceptions	1 at Kansas City Chiefs, Jan 16, 2022
Solo Tackles	1 at Kansas City Chiefs, Jan 16, 2022	Interception Return Yards	10 at Kansas City Chiefs, Jan 16, 2022
Passes Defensed	1 at Kansas City Chiefs, Jan 16, 2022		

2022 GAME-BY-GAME REGULAR-SEASON STATISTICS (STEELERS)

DATE	OPPONENT	P/S	TACKLES							INTERCEPTIONS				O. FUMB				ST				MISC		W/L	SCORE
			TK	S	A	SK	YDS	TFL	YDS	QBH	NO	YDS	LG	TD	PD	FF	FR	TD	YDS	TK	S	A	FF	FR	
09/11	at Bengals	S	5	2	3	0.0	0.0	0	0	0	0	0	0	0	0	0	0	0	0	0	0	0	0	W	23-20+
09/18	Patriots	S	4	2	2	0.0	0.0	0	0	0	0	0	0	0	0	0	0	0	0	0	0	0	0	L	14-17
09/22	at Browns	S	11	6	5	0.0	0.0	0	0	0	0	0	0	0	0	0	0	0	0	0	0	0	0	L	17-29
10/02	Jets	S	6	5	1	0.0	0.0	0	0	1	0	0	0	0	0	0	0	0	0	0	0	0	0	L	20-24
10/09	at Bills	S	4	3	1	0.0	0.0	0	0	0	0	0	0	0	0	0	0	0	0	0	0	0	0	L	3-38
10/16	Buccaneers	S	6	4	2	0.0	0.0	0	0	0	0	0	0	0	0	0	0	0	0	0	0	0	0	W	20-18
10/23	at Dolphins	S	6	5	1	0.0	0.0	1	0	0	0	0	0	0	1	0	0	0	0	0	0	0	0	L	10-16
10/30	at Eagles	S	2	0	2	0.0	0.0	0	0	0	0	0	0	0	0	0	0	0	0	0	0	0	0	L	13-35
11/13	Saints	S	3	2	1	0.0	0.0	0	0	0	0	0	0	0	0	0	0	0	0	0	0	0	0	W	20-10
11/20	Bengals	S	7	2	5	0.0	0.0	0	0	0	0	0	0	0	0	0	0	0	0	0	0	0	0	L	30-37
11/28	at Colts	S	8	2	6	0.0	0.0	0	0	0	0	0	0	0	1	0	0	0	0	0	0	0	0	W	24-17
12/04	at Falcons	S	4	3	1	0.0	0.0	0	0	1	0	0	0	0	0	0	0	0	0	0	0	0	0	W	19-16
12/11	Ravens	S	6	4	2	0.0	0.0	1	0	0	0	0	0	0	0	0	0	0	0	0	0	0	0	L	14-16
12/18	at Panthers	S	4	2	2	0.0	0.0	0	0	0	0	0	0	0	0	0	0	0	0	0	0	0	0	W	24-16
12/24	Raiders	P	3	1	2	0.0	0.0	0	0	0	0	0	0	0	0	0	0	0	0	0	0	0	0	W	13-10
01/01	at Ravens	P	2	1	1	0.0	0.0	0	0	0	0	0	0	0	0	0	0	0	0	0	0	0	0	W	16-13
01/08	Browns	P	0	0	0	0.0	0.0	0	0	0	0	0	0	0	0	0	0	0	0	0	0	0	0	W	28-14
2022 TOTALS			17-14		81	44	37	0.0	0.0	2	0	2	0	0	0	2	0	0	0	0	0	0	0	0	9-8

+ - Overtime

TACKLES	INTERCEPTIONS	O. FUMB
---------	---------------	---------

+ - Overtime

TACKLES	INTERCEPTIONS	O. FUMB
---------	---------------	---------

2020 TOTALS

TACKLES	INTERCEPTIONS	O. FUMB
---------	---------------	---------

2019 TOT



61

MASON COLE

OFFENSIVE LINEMAN

HEIGHT: 6-5

WEIGHT: 298

COLLEGE: Michigan

BORN: March 28, 1996

BIRTHPLACE: Tarpon Springs, FL

HOW ACQUIRED: UFA '22

NFL EXPERIENCE: 5th year



MASON COLE'S NFL REGULAR SEASON STATISTICS

DATE	TEAM	GP	GS
2018	Cardinals	16	16
2019	Cardinals	16	2
2020	Cardinals	14	14
2021	Vikings	14	7
2022	Steelers	17	17
NFL TOTALS		77	56

2022 GAME-BY-GAME REGULAR-SEASON STATISTICS (STEELERS)

DATE	OPPONENT	P/S	W/L	SCORE
09/11	at Bengals	S	W	23-20+
09/18	Patriots	S	L	14-17
09/22	at Browns	S	L	17-29
10/02	Jets	S	L	20-24
10/09	at Bills	S	L	3-38
10/16	Buccaneers	S	W	20-18
10/23	at Dolphins	S	L	10-16
10/30	at Eagles	S	L	13-35
11/13	Saints	S	W	20-10
11/20	Bengals	S	L	30-37
11/28	at Colts	S	W	24-17
12/04	at Falcons	S	W	19-16
12/11	Ravens	S	L	14-16
12/18	at Panthers	S	W	24-16
12/24	Raiders	S	W	13-10
01/01	at Ravens	S	W	16-13
01/08	Browns	S	W	28-14
2022 TOTALS		17-17	9-8	

+ - Overtime



54 TAE CROWDER
INSIDE LINEBACKER

HEIGHT: 6-1 BIRTHPLACE: Hamilton, Ga.
WEIGHT: 235 HOW ACQUIRED: Claimed '22 (NYG)
COLLEGE: Georgia NFL EXPERIENCE: 3rd year
BORN: March 12, 1997



TAE CROWDER'S NFL REGULAR SEASON DEFENSIVE STATISTICS

DATE	TEAM	GP	GS	TK	S	TACKLES					INTERCEPTIONS					O. FUMB					ST			MISC			
						A	TFL	YDS	SK	YDS	QBH	NO	YDS	LG	TD	PD	FF	FR	TD	YDS	TK	S	A	FF	FR	S	A
2020	Giants	11	6	56	34	22	3	11	1.0	11.0	3	0	0	0	0	1	0	1	1	43	1	0	1	0	0	0	0
2021	Giants	17	17	130	64	66	3	6	0.0	0.0	1	2	26	17	0	6	1	0	0	0	0	0	0	0	0	0	0
2022	Giants	13	8	43	24	19	3	11	1.0	8.0	2	0	0	0	0	1	1	0	0	0	2	2	0	0	0	0	0
Went from N.Y. Giants to Pittsburgh																											
2022	Steelers	0	0	0	0	0	0	0	0.0	0.0	0	0	0	0	0	0	0	0	0	0	0	0	0	0	0	0	0
2022	TOTAL	13	8	43	24	19	3	11	1.0	8.0	2	0	0	0	0	1	1	0	0	0	2	2	0	0	0	0	0
NFL TOTALS		41	31	229	122	107	9	28	2.0	19.0	6	2	26	17	0	8	2	1	1	43	3	2	1	0	0	0	0

SINGLE-GAME HIGHS: DEFENSIVE

Total Tackles	12 vs. Washington Football Team, Jan 09, 2022	Tackles For Loss	1 vs. Chicago Bears, Oct 02, 2022
Solo Tackles	12 vs. Dallas Cowboys, Dec 19, 2021		1 vs. Washington Football Team, Jan 09, 2022
	7 vs. Chicago Bears, Oct 02, 2022		...5 more at 1.
	7 vs. Los Angeles Rams, Oct 17, 2021	Interceptions	1 at Chicago Bears, Jan 02, 2022
	...1 more at 7.		1 vs. Philadelphia Eagles, Nov 28, 2021
Sacks	1.0 vs. Chicago Bears, Oct 02, 2022	Interception Return Yards	17 at Chicago Bears, Jan 02, 2022
	1.0 at Seattle Seahawks, Dec 06, 2020		9 vs. Philadelphia Eagles, Nov 28, 2021
Passes Defensed	2 vs. Las Vegas Raiders, Nov 07, 2021	Special Teams Tackles	2 vs. Washington Commanders, Dec 04, 2022
	1 at Jacksonville Jaguars, Oct 23, 2022		1 at Chicago Bears, Sep 20, 2020
	...5 more at 1.	Longest Opponent's Fumble Return	43 vs. Washington Football Team, Oct 18, 2020
Forced Fumbles	1 vs. Chicago Bears, Oct 02, 2022		
	1 at Dallas Cowboys, Oct 10, 2021		
Fumble Recoveries	1 vs. Washington Football Team, Oct 18, 2020		

2022 GAME-BY-GAME REGULAR-SEASON STATISTICS (GIANTS/STEELERS)

DATE	OPPONENT	P/S	TACKLES							INTERCEPTIONS					O. FUMB			ST			MISC		W/L	SCORE			
			TK	S	A	SK	YDS	TFL	YDS	QBH	NO	YDS	LG	TD	PD	FF	FR	TD	YDS	TK	S	A			FF	FR	S
09/11	at Titans	S	7	4	3	0.0	0.0	0	0	0	0	0	0	0	0	0	0	0	0	0	0	0	0	0	0	W	21-20
09/18	Panthers	S	2	0	2	0.0	0.0	0	0	0	0	0	0	0	0	0	0	0	0	0	0	0	0	0	0	W	19-16
09/26	Cowboys	S	5	3	2	0.0	0.0	0	0	0	0	0	0	0	0	0	0	0	0	0	0	0	0	0	0	L	16-23
10/02	Bears	S	11	7	4	1.0	8.0	1	8	2	0	0	0	0	0	1	0	0	0	0	0	0	0	0	0	W	20-12
10/09	at Packers	S	3	2	1	0.0	0.0	1	3	0	0	0	0	0	0	0	0	0	0	0	0	0	0	0	0	W	27-22
10/16	Ravens	S	3	2	1	0.0	0.0	0	0	0	0	0	0	0	0	0	0	0	0	0	0	0	0	0	0	W	24-20
10/23	at Jaguars	S	6	3	3	0.0	0.0	0	0	0	0	0	0	1	0	0	0	0	0	0	0	0	0	0	0	W	23-17
10/30	at Seahawks	S	2	2	0	0.0	0.0	0	0	0	0	0	0	0	0	0	0	0	0	0	0	0	0	0	0	L	13-27
11/13	Texans	P	1	0	1	0.0	0.0	0	0	0	0	0	0	0	0	0	0	0	0	0	0	0	0	0	0	W	24-16
11/20	Lions	P	3	1	2	0.0	0.0	1	0	0	0	0	0	0	0	0	0	0	0	0	0	0	0	0	0	L	18-31
11/24	at Cowboys	P	0	0	0	0.0	0.0	0	0	0	0	0	0	0	0	0	0	0	0	0	0	0	0	0	0	L	20-28
12/04	Commanders	P	0	0	0	0.0	0.0	0	0	0	0	0	0	0	0	0	0	0	0	2	2	0	0	0	0	T	20-20
12/11	Eagles	P	0	0	0	0.0	0.0	0	0	0	0	0	0	0	0	0	0	0	0	0	0	0	0	0	0	L	22-48
12/18	at Commanders																									W	20-12
12/24	at Vikings																									L	24-27
INACTIVE PRACTICE SQUAD																											
Went from Giants to Steelers .																											
ON INACTIVE LIST																											
ON INACTIVE LIST																											
01/01	at Ravens																									W	16-13
01/08	Browns																									W	28-14
2022 TOTALS		13-8	43	24	19	1.0	8.0	3	11	2	0	0	0	0	1	1	0	0	0	2	2	0	0	0	0	0	10-6-1


2021 GAME-BY-GAME REGULAR-SEASON STATISTICS (GIANTS)

DATE	OPPONENT	P/S	TACKLES							INTERCEPTIONS					O. FUMB				ST				MISC		W/L	SCORE	
			TK	S	A	SK	YDS	TFL	YDS	QBH	NO	YDS	LG	TD	PD	FF	FR	TD	YDS	TK	S	A	FF	FR			S
09/12	Broncos	S	4	2	2	0.0	0.0	0	0	0	0	0	0	0	0	0	0	0	0	0	0	0	0	0	0	L	13-27
09/16	at Football Team	S	3	2	1	0.0	0.0	0	0	0	0	0	0	0	0	0	0	0	0	0	0	0	0	0	0	L	29-30
09/26	Falcons	S	11	4	7	0.0	0.0	0	0	0	0	0	0	1	0	0	0	0	0	0	0	0	0	0	0	L	14-17
10/03	at Saints	S	9	4	5	0.0	0.0	0	0	0	0	0	0	0	0	0	0	0	0	0	0	0	0	0	0	W	27-21+
10/10	at Cowboys	S	8	5	3	0.0	0.0	0	0	0	0	0	0	0	1	0	0	0	0	0	0	0	0	0	0	L	20-44
10/17	Rams	S	10	7	3	0.0	0.0	1	4	0	0	0	0	0	0	0	0	0	0	0	0	0	0	0	0	L	11-38
10/24	Panthers	S	6	2	4	0.0	0.0	0	0	0	0	0	0	1	0	0	0	0	0	0	0	0	0	0	0	W	25-3
11/01	at Chiefs	S	7	3	4	0.0	0.0	0	0	0	0	0	0	0	0	0	0	0	0	0	0	0	0	0	0	L	17-20
11/07	Raiders	S	9	5	4	0.0	0.0	0	0	0	0	0	0	2	0	0	0	0	0	0	0	0	0	0	0	W	23-16
11/22	at Buccaneers	S	6	3	3	0.0	0.0	0	0	0	0	0	0	0	0	0	0	0	0	0	0	0	0	0	0	L	10-30
11/28	Eagles	S	6	4	2	0.0	0.0	0	0	0	1	9	9	0	1	0	0	0	0	0	0	0	0	0	0	W	13-7
12/05	at Dolphins	S	9	6	3	0.0	0.0	0	0	1	0	0	0	0	0	0	0	0	0	0	0	0	0	0	0	L	9-20
12/12	at Chargers	S	8	2	6	0.0	0.0	0	0	0	0	0	0	0	0	0	0	0	0	0	0	0	0	0	0	L	21-37
12/19	Cowboys	S	12	6	6	0.0	0.0	1	2	0	0	0	0	0	0	0	0	0	0	0	0	0	0	0	0	L	6-21
12/26	at Eagles	S	4	1	3	0.0	0.0	0	0	0	0	0	0	0	0	0	0	0	0	0	0	0	0	0	0	L	10-34
01/02	at Bears	S	6	3	3	0.0	0.0	0	0	0	1	17	17	0	1	0	0	0	0	0	0	0	0	0	0	L	3-29
01/09	Football Team	S	12	5	7	0.0	0.0	1	0	0	0	0	0	0	0	0	0	0	0	0	0	0	0	0	0	L	7-22
2021 TOTALS			17-17	130	64	0.0	0.0	3	6	1	2	26	17	0	6	1	0	0	0	0	0	0	0	0	0	4-13	

+ - Overtime

2020 GAME-BY-GAME REGULAR-SEASON STATISTICS (GIANTS)

DATE	OPPONENT	P/S	TACKLES							INTERCEPTIONS					O. FUMB			ST				MISC		W/L	SCORE		
			TK	S	A	SK	YDS	TFL	YDS	QBH	NO	YDS	LG	TD	PD	FF	FR	TD	YDS	TK	S	A	FF			FR	S
09/14	Steelers									ON INACTIVE LIST														L	16-26		
09/20	at Bears	P	0	0	0	0.0	0.0	0	0	0	0	0	0	0	0	0	0	0	1	0	1	0	0	0	0	L	13-17
09/27	49ers	P	0	0	0	0.0	0.0	0	0	0	0	0	0	0	0	0	0	0	0	0	0	0	0	0	0	L	9-36
10/04	at Rams	P	2	0	2	0.0	0.0	0	0	1	0	0	0	0	1	0	0	0	0	0	0	0	0	0	0	L	9-17
10/11	at Cowboys	S	5	3	2	0.0	0.0	0	0	0	0	0	0	0	0	0	0	0	0	0	0	0	0	0	0	L	34-37
10/18	Football Team	S	10	6	4	0.0	0.0	0	0	0	0	0	0	0	0	0	1	1	43	0	0	0	0	0	0	W	20-19
10/22	at Eagles									DID NOT PLAY														L	21-22		
11/02	Buccaneers									DID NOT PLAY														L	23-25		
11/08	at Football Team									DID NOT PLAY														W	23-20		
11/15	Eagles									DID NOT PLAY														W	27-17		
11/29	at Bengals	P	3	2	1	0.0	0.0	0	0	0	0	0	0	0	0	0	0	0	0	0	0	0	0	0	0	W	19-17
12/06	at Seahawks	S	7	6	1	1.0	11.0	1	11	1	0	0	0	0	0	0	0	0	0	0	0	0	0	0	0	W	17-12
12/13	Cardinals	S	4	2	2	0.0	0.0	0	0	1	0	0	0	0	0	0	0	0	0	0	0	0	0	0	0	L	7-26
12/20	Browns	P	6	3	3	0.0	0.0	1	0	0	0	0	0	0	0	0	0	0	0	0	0	0	0	0	0	L	6-20
12/27	at Ravens	S	8	5	3	0.0	0.0	0	0	0	0	0	0	0	0	0	0	0	0	0	0	0	0	0	0	L	13-27
01/03	Cowboys	S	11	7	4	0.0	0.0	1	0	0	0	0	0	0	0	0	0	0	0	0	0	0	0	0	0	W	23-19
2020 TOTALS		11-6	56	34	22	1.0	11.0	3	11	3	0	0	0	0	1	0	1	1	43	1	0	1	0	0	0	6-10	



78

JAMES DANIELS
OFFENSIVE LINEMAN

HEIGHT: 6-4


WEIGHT: 327

COLLEGE: Iowa

BORN: September 13, 1997

BIRTHPLACE: Warren, OH

HOW ACQUIRED: UFA '22



JAMES DANIELS' NFL REGULAR SEASON STATISTICS

DATE	TEAM	GP	GS
2018	Bears	16	10
2019	Bears	16	16
2020	Bears	5	5
2021	Bears	17	17
2022	Steelers	17	17
NFL TOTALS		71	65

JAMES DANIELS' NFL POSTSEASON STATISTICS

DATE	TEAM	GP	GS
2018	Bears	1	1
2020	Bears	0	0
NFL TOTALS		1	1

2022 GAME-BY-GAME REGULAR-SEASON STATISTICS (STEELERS)

DATE	OPPONENT	P/S	W/L	SCORE
09/11	at Bengals	S	W	23-20+
09/18	Patriots	S	L	14-17
09/22	at Browns	S	L	17-29
10/02	Jets	S	L	20-24
10/09	at Bills	S	L	3-38
10/16	Buccaneers	S	W	20-18
10/23	at Dolphins	S	L	10-16
10/30	at Eagles	S	L	13-35
11/13	Saints	S	W	20-10
11/20	Bengals	S	L	30-37
11/28	at Colts	S	W	24-17
12/04	at Falcons	S	W	19-16
12/11	Ravens	S	L	14-16
12/18	at Panthers	S	W	24-16
12/24	Raiders	S	W	13-10
01/01	at Ravens	S	W	16-13
01/08	Browns	S	W	28-14
2022 TOTALS		17-17	9-8	
+ - Overtime				



77

JESSE DAVIS
OFFENSIVE LINEMAN

HEIGHT: 6-6

WEIGHT: 318

COLLEGE: Idaho

BORN: September 15, 1991

BIRTHPLACE: Asotin, WA

HOW ACQUIRED: TR 22 (MIN)

NFL EXPERIENCE: 6th year

COMMUNITY SERVICE

- ✦ Rode the 14-mile Dolphins Ride in the 2020 Dolphins Cancer Challenge
- ✦ Annually participated in the AARP Foundation Million Meal Pack to pack more than one million meals in a single day for older adults in the South Florida community
- ✦ In 2019, packed meals with the Parkland community following the shooting at Marjory Stoneman Douglas High School
- ✦ Participated in the 2019 DCC 5K
- ✦ Participated in the 2018 Dolphins Cancer Challenge Golf Tournament
- ✦ Fished in the 2017 Fins Weekend Fishing Tournament

JESSE DAVIS' NFL REGULAR SEASON STATISTICS

DATE	TEAM	GP	GS
2017	Dolphins	16	10
2018	Dolphins	16	16
2019	Dolphins	15	15
2020	Dolphins	15	14
2021	Dolphins	17	16
2022	Vikings	0	0
Went from Minnesota to Pittsburgh .			
2022	Steelers	14	0
2022	TOTAL	14	0
NFL TOTALS		93	71

2022 GAME-BY-GAME REGULAR-SEASON STATISTICS (VIKINGS/STEELERS)

DATE	OPPONENT	P/S		W/L	SCORE
09/11	Packers		DID NOT PLAY	W	23-7
09/18	Patriots		Went from Vikings to Steelers .	L	14-17
09/22	at Browns		DID NOT PLAY (NON-INJURY)	L	17-29
10/02	Jets	P	DID NOT PLAY (NON-INJURY)	L	20-24
10/09	at Bills	P		L	3-38
10/16	Buccaneers	P		W	20-18
10/23	at Dolphins	P		L	10-16
10/30	at Eagles	P		L	13-35
11/13	Saints	P		W	20-10
11/20	Bengals	P		L	30-37
11/28	at Colts	P		W	24-17
12/04	at Falcons	P		W	19-16
12/11	Ravens	P		L	14-16
12/18	at Panthers	P		W	24-16
12/24	Raiders	P		W	13-10
01/01	at Ravens	P		W	16-13
01/08	Browns	P		W	28-14
2022 TOTALS		14-0		9-8	





KEVIN DOTSON

OFFENSIVE LINEMAN

HEIGHT: 6-4

WEIGHT: 321

COLLEGE: Louisiana

BORN: September 18, 1996

BIRTHPLACE: Plaquemine, LA

HOW ACQUIRED: D4b '20

NFL EXPERIENCE: 3rd year



KEVIN DOTSON'S NFL REGULAR SEASON STATISTICS

DATE	TEAM	GP	GS
2020	Steelers	13	4
2021	Steelers	9	9
2022	Steelers	17	17
NFL TOTALS		39	30

KEVIN DOTSON'S NFL POSTSEASON STATISTICS

DATE	TEAM	GP	GS
2020	Steelers	1	0
2021	Steelers	0	0
NFL TOTALS		1	0

2022 GAME-BY-GAME REGULAR-SEASON STATISTICS (STEELERS)

DATE	OPPONENT	P/S	W/L	SCORE
09/11	at Bengals	S	W	23-20+
09/18	Patriots	S	L	14-17
09/22	at Browns	S	L	17-29
10/02	Jets	S	L	20-24
10/09	at Bills	S	L	3-38
10/16	Buccaneers	S	W	20-18
10/23	at Dolphins	S	L	10-16
10/30	at Eagles	S	L	13-35
11/13	Saints	S	W	20-10
11/20	Bengals	S	L	30-37
11/28	at Colts	S	W	24-17
12/04	at Falcons	S	W	19-16
12/11	Ravens	S	L	14-16
12/18	at Panthers	S	W	24-16
12/24	Raiders	S	W	13-10
01/01	at Ravens	S	W	16-13
01/08	Browns	S	W	28-14
2022 TOTALS		17-17	9-8	

+ - Overtime



34 TERRELL EDMUNDS
SAFETY

HEIGHT: 6-1 BIRTHPLACE: Danville, VA
WEIGHT: 217 HOW ACQUIRED: D1 18
COLLEGE: Virginia Tech NFL EXPERIENCE: 5th year
BORN: January 20, 1997

COMMUNITY

Helped My Brother's Keeper Outreach Center pack a truck for Texas relief full of water and non-perishables.
Co-authored a children's book with his brothers called My Brother's Keeper

TERRELL EDMUNDS' NFL REGULAR SEASON DEFENSIVE STATISTICS

DATE	TEAM	GP	GS	TK	S	TACKLES					INTERCEPTIONS					O. FUMB					ST				MISC		
						A	TFL	YDS	SK	YDS	QBH	NO	YDS	LG	TD	PD	FF	FR	TD	YDS	TK	S	A	FF	FR	S	A
2018	Steelers	16	15	73	52	21	1	9	1.0	9.0	3	1	35	35	0	4	0	1	0	0	5	3	2	0	0	0	0
2019	Steelers	16	16	105	71	34	2	7	0.0	0.0	2	0	0	0	0	3	0	0	0	0	0	0	0	0	0	0	
2020	Steelers	15	12	68	46	22	1	11	1.0	11.0	1	2	11	7	0	8	0	0	0	0	0	0	0	0	0	0	
2021	Steelers	17	17	89	63	26	8	29	1.0	13.0	1	2	15	15	0	6	0	0	0	0	0	0	0	0	0	0	
2022	Steelers	15	15	70	41	29	3	20	2.0	18.0	2	0	0	0	0	5	0	0	0	0	0	0	0	0	0	0	
NFL TOTALS		79	75	405	273	132	15	76	5.0	51.0	9	5	61	35	0	26	0	1	0	0	5	3	2	0	0	0	0

TERRELL EDMUNDS' NFL POSTSEASON DEFENSIVE STATISTICS

DATE	TEAM	GP	GS	TACKLES							INTERCEPTIONS				O. FUMB				ST				MISC.			
				TK	S	A	TFL	YDS	SK	YDS	QBH	NO	YDS	LG	TD	PD	FF	FR	TD	YDS	TK	S	A	FF	FR	S
2020	Steelers	1	1	6	3	3	1	1	0.0	0.0	0	0	0	0	1	0	0	0	0	0	0	0	0	0	0	0
2021	Steelers	1	1	6	6	0	0	0	0.0	0.0	0	0	0	0	0	0	0	0	0	0	0	0	0	0	0	0
NFL TOTALS		2	2	12	9	3	1	1	0.0	0.0	0	0	0	0	1	0	0	0	0	0	0	0	0	0	0	0

SINGLE-GAME HIGHS: DEFENSIVE

Total Tackles	11 vs. Buffalo Bills, Dec 15, 2019	Tackles For Loss	2 vs. Tennessee Titans, Dec 19, 2021
	11 vs. Seattle Seahawks, Sep 15, 2019		2 vs. Detroit Lions, Nov 14, 2021
Solo Tackles	10 vs. Buffalo Bills, Dec 15, 2019		...1 more at 2.
	8 vs. Seattle Seahawks, Sep 15, 2019	Interceptions	2 at Jacksonville Jaguars, Nov 22, 2020
	...1 more at 8.		1 at Baltimore Ravens, Jan 09, 2022
Sacks	1.0 vs. Cleveland Browns, Jan 08, 2023		...2 more at 1.
	1.0 at Indianapolis Colts, Nov 28, 2022	Interception Return Yards	35 at Tampa Bay Buccaneers, Sep 24, 2018
	...3 more at 1.0.		15 vs. Cincinnati Bengals, Sep 26, 2021
Passes Defensed	3 at Baltimore Ravens, Jan 09, 2022	Special Teams Tackles	1 vs. Cincinnati Bengals, Dec 30, 2018
	2 at Miami Dolphins, Oct 23, 2022		1 vs. Los Angeles Chargers, Dec 02, 2018
	...2 more at 2.		...3 more at 1.
Fumble Recoveries	1 vs. Baltimore Ravens, Sep 30, 2018		

SINGLE-GAME HIGHS - POSTSEASON: DEFENSIVE

Total Tackles	6 at Kansas City Chiefs, Jan 16, 2022	Passes Defensed	1 vs. Cleveland Browns, Jan 10, 2021
	6 vs. Cleveland Browns, Jan 10, 2021	Tackles For Loss	1 vs. Cleveland Browns, Jan 10, 2021
Solo Tackles	6 at Kansas City Chiefs, Jan 16, 2022		
	3 vs. Cleveland Browns, Jan 10, 2021		

2022 GAME-BY-GAME REGULAR-SEASON STATISTICS (STEELERS)

DATE	OPPONENT	P/S	TACKLES							INTERCEPTIONS					O. FUMB				ST				MISC		W/L	SCORE		
			TK	S	A	SK	YDS	TFL	YDS	QBH	NO	YDS	LG	TD	PD	FF	FR	TD	YDS	TK	S	A	FF	FR			S	A
09/11	at Bengals	S	6	5	1	0.0	0.0	0	0	0	0	0	0	0	0	0	0	0	0	0	0	0	0	0	W	23-20+		
09/18	Patriots	S	4	3	1	0.0	0.0	0	0	0	0	0	0	1	0	0	0	0	0	0	0	0	0	0	L	14-17		
09/22	at Browns	S	2	1	1	0.0	0.0	0	0	0	0	0	0	0	0	0	0	0	0	0	0	0	0	0	L	17-29		
10/02	Jets	S	1	0	1	0.0	0.0	0	0	0	0	0	0	0	0	0	0	0	0	0	0	0	0	0	L	20-24		
10/09	at Bills									ON INACTIVE LIST																	L	3-38
10/16	Buccaneers	S	10	6	4	0.0	0.0	1	2	0	0	0	0	0	0	0	0	0	0	0	0	0	0	0	W	20-18		
10/23	at Dolphins	S	5	2	3	0.0	0.0	0	0	0	0	0	0	2	0	0	0	0	0	0	0	0	0	0	L	10-16		
10/30	at Eagles	S	4	2	2	0.0	0.0	0	0	0	0	0	0	0	0	0	0	0	0	0	0	0	0	0	L	13-35		
11/13	Saints	S	2	0	2	0.0	0.0	0	0	0	0	0	0	0	0	0	0	0	0	0	0	0	0	0	W	20-10		
11/20	Bengals	S	2	2	0	0.0	0.0	0	0	0	0	0	0	0	0	0	0	0	0	0	0	0	0	0	L	30-37		
11/28	at Colts	S	6	4	2	1.0	7.0	1	7	1	0	0	0	0	0	0	0	0	0	0	0	0	0	0	W	24-17		
12/04	at Falcons	S	4	2	2	0.0	0.0	0	0	0	0	0	0	0	0	0	0	0	0	0	0	0	0	0	W	19-16		
12/11	Ravens	S	9	3	6	0.0	0.0	0	0	0	0	0	0	0	0	0	0	0	0	0	0	0	0	0	L	14-16		
12/18	at Panthers	S	4	4	0	0.0	0.0	0	0	0	0	0	0	0	0	0	0	0	0	0	0	0	0	0	W	24-16		
12/24	Raiders									INACTIVE																	W	13-10
01/01	at Ravens	S	6	4	2	0.0	0.0	0	0	0	0	0	0	1	0	0	0	0	0	0	0	0	0	0	W	16-13		
01/08	Browns	S	5	3	2	1.0	11.0	1	11	1	0	0	0	0	1	0	0	0	0	0	0	0	0	0	W	28-14		
2022 TOTALS		15-15	70	41	29	2.0	18.0	3	20	2	0	0	0	0	5	0	0	0	0	0	0	0	0	0	9-8			
+ - Overtime																												



39

MINKAH FITZPATRICK
SAFETY

HEIGHT: 6-1
WEIGHT: 207
COLLEGE: Alabama
BORN: November 17, 1996

BIRTHPLACE: Old Bridge, NJ
HOW ACQUIRED: TR '19 (MIA)
NFL EXPERIENCE: 5th year


'19 '20 '19 '20

COMMUNITY

- ♦ Raised \$59,000 for KidsVoice last season through his Unshackled Foundation tackle campaign
- ♦ Worked with UPMC Children’s Hospital of Pittsburgh Family Connection Center to have a holiday cookie decorating party. Also partnered with Giant Eagle to provide the families who attend groceries and gift cards
- ♦ Hosted a bike giveaway, providing 35 bikes to youth serviced by KidsVoice. In addition to the bikes, the youth also received helmets and shoes.

MINKAH FITZPATRICK'S NFL REGULAR SEASON DEFENSIVE STATISTICS

DATE	TEAM	GP	GS	TK	S	A	TACKLES				QBH	INTERCEPTIONS				O. FUMBS				ST				MISC.			
							TFL	YDS	SK	YDS		NO	YDS	LG	TD	PD	FF	FR	TD	YDS	TK	S	A	FF	FR	S	A
2018	Dolphins	16	11	79	50	29	2	5	0.0	0.0	0	2	64	50t	1	9	0	0	0	0	1	1	0	0	0	0	0
2019	Dolphins	2	2	11	7	4	0	0	0.0	0.0	0	0	0	0	0	1	1	0	0	0	1	1	0	0	0	0	0
Went from Miami to Pittsburgh.																											
2019	Steelers	14	14	57	36	21	1	1	0.0	0.0	1	5	130	96t	1	9	1	2	1	79	0	0	0	0	0	0	0
2019	TOTAL	16	16	68	43	25	1	1	0.0	0.0	1	5	130	96t	1	9	2	3	1	79	1	1	0	0	0	0	0
2020	Steelers	16	16	79	60	19	1	1	0.0	0.0	0	4	77	37	1	11	1	1	0	-1	0	0	0	0	0	0	0
2021	Steelers	16	16	124	84	40	1	1	0.0	0.0	0	2	18	18	0	7	1	1	0	-1	0	0	0	0	0	0	0
2022	Steelers	15	15	96	56	40	1	4	0.0	0.0	1	6	94	34	1	11	0	0	0	0	0	0	0	0	0	0	0
NFL TOTALS		79	74	446	293	153	6	12	0.0	0.0	2	19	383	96T	4	47	4	5	1	77	2	2	0	0	0	0	0

MINKAH FITZPATRICK'S NFL POSTSEASON DEFENSIVE STATISTICS

DATE	TEAM	GP	GS	TK	S	A	TACKLES				QBH	INTERCEPTIONS				O. FUMBS				ST				MISC.			
							TFL	YDS	SK	YDS		NO	YDS	LG	TD	PD	FF	FR	TD	YDS	TK	S	A	FF	FR	S	A
2020	Steelers	1	1	6	4	2	0	0	0.0	0.0	0	0	0	0	0	0	0	0	0	0	0	0	0	0	0	0	0
2021	Steelers	1	1	6	5	1	0	0	0.0	0.0	0	0	0	0	0	0	0	0	0	0	0	0	0	0	0	0	0
NFL TOTALS		2	2	12	9	3	0	0	0.0	0.0	0	0	0	0	0	0	0	0	0	0	0	0	0	0	0	0	0

SINGLE-GAME HIGHS: DEFENSIVE

Total Tackles	14 at Cincinnati Bengals, Sep 11, 2022 14 vs. Tennessee Titans, Dec 19, 2021	Tackles For Loss	1 at Atlanta Falcons, Dec 04, 2022 1 vs. Denver Broncos, Oct 10, 2021 ...4 more at 1.
Solo Tackles	12 vs. Tennessee Titans, Dec 19, 2021 10 at Cincinnati Bengals, Sep 11, 2022	Interceptions	2 at Jacksonville Jaguars, Nov 22, 2020 2 vs. Miami Dolphins, Oct 28, 2019
Passes Defensed	2 vs. New York Jets, Oct 02, 2022 2 vs. Baltimore Ravens, Dec 02, 2020 ...7 more at 2.	Interception Return Yards	96 vs. Indianapolis Colts, Nov 03, 2019 50 at Minnesota Vikings, Dec 16, 2018
Forced Fumbles	1 vs. Seattle Seahawks, Oct 17, 2021 1 at Baltimore Ravens, Nov 01, 2020 ...2 more at 1.	Special Teams Tackles	1 vs. Baltimore Ravens, Sep 08, 2019 1 vs. Detroit Lions, Oct 21, 2018
Fumble Recoveries	1 vs. Tennessee Titans, Dec 19, 2021 1 at Dallas Cowboys, Nov 08, 2020 ...3 more at 1.	Longest Opponent's Fumble Return	43 vs. Los Angeles Rams, Nov 10, 2019 36 at Cincinnati Bengals, Nov 24, 2019

SINGLE-GAME HIGHS - POSTSEASON: DEFENSIVE

Total Tackles	6 at Kansas City Chiefs, Jan 16, 2022 6 vs. Cleveland Browns, Jan 10, 2021	Solo Tackles	5 at Kansas City Chiefs, Jan 16, 2022 4 vs. Cleveland Browns, Jan 10, 2021
---------------	---	--------------	---

2022 PITTSBURGH STEELERS

160


UPDATED PLAYER BIOS

2019 GAME-BY-GAME REGULAR-SEASON STATISTICS (DOLPHINS/STEELERS)


DATE	OPPONENT	P/S	TACKLES							INTERCEPTIONS					O. FUMB				ST				MISC		W/L	SCORE		
			TK	S	A	SK	YDS	TFL	YDS	QBH	NO	YDS	LG	TD	PD	FF	FR	TD	YDS	TK	S	A	FF	FR			S	A
09/08	Ravens	S	5	3	2	0.0	0.0	0	0	0	0	0	0	0	0	0	0	0	1	1	0	0	0	0	0	L	10-59	
09/15	Patriots	S	6	4	2	0.0	0.0	0	0	0	0	0	0	0	0	1	1	0	0	0	0	0	0	0	0	L	0-43	
09/22	at 49ers	S	5	4	1	0.0	0.0	0	0	0	1	14	14	0	1	1	0	0	0	0	0	0	0	0	0	L	20-24	
09/30	Bengals	S	4	2	2	0.0	0.0	0	0	0	0	0	0	0	0	0	0	0	0	0	0	0	0	0	0	W	27-3	
10/06	Ravens	S	7	6	1	0.0	0.0	0	0	0	0	0	0	1	0	0	0	0	0	0	0	0	0	0	0	L	23-26+	
10/13	at Chargers	S	5	5	0	0.0	0.0	0	0	0	0	0	0	0	0	0	0	0	0	0	0	0	0	0	0	W	24-17	
10/28	Dolphins	S	2	1	1	0.0	0.0	0	0	0	2	6	6	0	2	0	0	0	0	0	0	0	0	0	0	W	27-14	
11/03	Colts	S	7	4	3	0.0	0.0	0	0	0	1	96	96	1	1	0	0	0	0	0	0	0	0	0	0	W	26-24	
11/10	Rams	S	4	3	1	0.0	0.0	0	0	0	1	14	14	0	2	0	1	1	43	0	0	0	0	0	0	W	17-21	
11/14	at Browns	S	2	0	2	0.0	0.0	0	0	0	0	0	0	0	0	0	0	0	0	0	0	0	0	0	0	L	7-21	
11/24	at Bengals	S	6	1	5	0.0	0.0	0	0	0	0	0	0	0	0	1	0	36	0	0	0	0	0	0	0	W	16-10	
12/01	Browns	S	3	2	1	0.0	0.0	0	0	0	0	0	0	1	0	0	0	0	0	0	0	0	0	0	0	W	20-13	
12/08	at Cardinals	S	1	1	0	0.0	0.0	1	1	0	0	0	0	0	0	0	0	0	0	0	0	0	0	0	0	W	23-17	
12/15	Bills	S	2	2	0	0.0	0.0	0	0	0	0	0	0	0	0	0	0	0	0	0	0	0	0	0	0	L	10-17	
12/22	at Jets	S	5	2	3	0.0	0.0	0	0	0	0	0	0	0	0	0	0	0	0	0	0	0	0	0	0	L	10-16	
12/29	at Ravens	S	4	3	1	0.0	0.0	0	0	0	0	0	0	0	0	0	0	0	0	0	0	0	0	0	0	L	10-28	
2019 TOTALS		16-16	68	43	25	0.0	0.0	1	1	1	5	130	96T	1	9	2	3	1	79	1	1	0	0	0	0	8-8		
+ - Overtime																												

2018 GAME-BY-GAME REGULAR-SEASON STATISTICS (DOLPHINS)

DATE	OPPONENT	P/S	TACKLES							INTERCEPTIONS					O. FUMB				ST				MISC		W/L	SCORE		
			TK	S	A	SK	YDS	TFL	YDS	QBH	NO	YDS	LG	TD	PD	FF	FR	TD	YDS	TK	S	A	FF	FR			S	A
09/09	Titans	P	6	3	3	0.0	0.0	0	0	0	0	0	0	0	1	0	0	0	0	0	0	0	0	0	0	W	27-20	
09/16	at Jets	P	3	2	1	0.0	0.0	0	0	0	0	0	0	0	0	0	0	0	0	0	0	0	0	0	0	W	20-12	
09/23	Raiders	S	10	2	8	0.0	0.0	0	0	0	0	0	0	0	0	0	0	0	0	0	0	0	0	0	0	W	28-20	
09/30	at Patriots	S	10	4	6	0.0	0.0	0	0	0	1	14	14	0	2	0	0	0	0	0	0	0	0	0	0	L	7-38	
10/07	at Bengals	P	5	4	1	0.0	0.0	1	4	0	0	0	0	0	0	0	0	0	0	0	0	0	0	0	0	L	17-27	
10/14	Bears	S	3	2	1	0.0	0.0	0	0	0	0	0	0	0	1	0	0	0	0	0	0	0	0	0	0	W	31-28+	
10/21	Lions	P	2	2	0	0.0	0.0	0	0	0	0	0	0	0	0	0	0	0	1	1	0	0	0	0	0	L	21-32	
10/25	at Texans	P	4	2	2	0.0	0.0	0	0	0	0	0	0	0	0	0	0	0	0	0	0	0	0	0	0	L	23-42	
11/04	Jets	S	6	3	3	0.0	0.0	0	0	0	0	0	0	0	0	0	0	0	0	0	0	0	0	0	0	W	13-6	
11/11	at Packers	S	2	1	1	0.0	0.0	0	0	0	0	0	0	0	1	0	0	0	0	0	0	0	0	0	0	L	12-31	
11/25	at Colts	S	3	3	0	0.0	0.0	0	0	0	0	0	0	0	0	0	0	0	0	0	0	0	0	0	0	L	24-27	
12/02	Bills	S	5	4	1	0.0	0.0	0	0	0	0	0	0	0	2	0	0	0	0	0	0	0	0	0	0	W	21-17	
12/09	Patriots	S	7	6	1	0.0	0.0	0	0	0	0	0	0	0	0	0	0	0	0	0	0	0	0	0	0	W	34-33	
12/16	at Vikings	S	6	6	0	0.0	0.0	0	0	0	1	50	50	1	2	0	0	0	0	0	0	0	0	0	0	L	17-41	
12/23	Jaguars	S	5	5	0	0.0	0.0	1	1	0	0	0	0	0	0	0	0	0	0	0	0	0	0	0	0	L	7-17	
12/30	at Bills	S	2	1	1	0.0	0.0	0	0	0	0	0	0	0	0	0	0	0	0	0	0	0	0	0	0	L	17-42	
2018 TOTALS		16-11	79	50	29	0.0	0.0	2	5	0	2	64	50T	1	9	0	0	0	0	1	1	0	0	0	0	7-9		
+ - Overtime																												



Free month!



PAT FREIERMUTH

TIGHT END

HEIGHT: 6-5

WEIGHT: 258


COLLEGE: Penn State

BORN: October 25, 1998

BIRTHPLACE: Merrimac, MA

HOW ACQUIRED: 02/21

NFL EXPERIENCE: 2nd year



COMMUNITY SERVICE

- ✦ Provided a holiday shopping trip for kids from the North Hills area
- ✦ As a rookie, helped with Tomlins Thanksgiving distribution, distributed backpacks for a back to school event with the Charlie Batch Foundation, and packed nonperishables for Greater Pittsburgh Community Food Bank
- ✦ Served as the keynote speaker for the Brockway Youth Sports Luncheon

PAT FREIERMUTH'S NFL REGULAR SEASON RUSHING/RECEIVING STATISTICS

DATE	TEAM	GP	GS	RECEIVING				TD	RUSHING				TD
				NO.	YDS.	AVG.	LG		NO.	YDS.	AVG.	LG	
2021	Steelers	16	9	60	497	8.3	24	7	0	0	0.0	0	0
2022	Steelers	16	8	63	732	11.6	57	2	0	0	0.0	0	0
NFL TOTALS		32	17	123	1,229	10.0	57	9	0	0	0.0	0	0

PAT FREIERMUTH'S NFL POSTSEASON RUSHING/RECEIVING STATISTICS

DATE	TEAM	GP	GS	RECEIVING				TD	RUSHING				TD
				NO.	YDS.	AVG.	LG		NO.	YDS.	AVG.	LG	
2021	Steelers	1	1	4	25	6.3	9	0	0	0	0.0	0	0
NFL TOTALS		1	1	4	25	6.3	9	0	0	0	0.0	0	0

PAT FREIERMUTH'S NFL REGULAR SEASON RETURN STATISTICS

KICKOFF RETURNS							PUNT RETURNS						
DATE	TEAM	RET.	YDS.	AVG.	LG	TD	NO.	FC	YDS.	AVG.	LG	TD	
2021	Steelers	0	0	0.0	0	0	0	0	0	0.0	0	0	
2022	Steelers	0	0	0.0	0	0	0	0	0	0.0	0	0	
NFL TOTALS		0	0	0.0	0	0	0	0	0	0.0	0	0	

PAT FREIERMUTH'S NFL POSTSEASON RETURN STATISTICS

KICKOFF RETURNS							PUNT RETURNS						
DATE	TEAM	RET.	YDS.	AVG.	LG	TD	NO.	FC	YDS.	AVG.	LG	TD	
2021	Steelers	0	0	0.0	0	0	0	0	0	0.0	0	0	
NFL TOTALS		0	0	0.0	0	0	0	0	0	0.0	0	0	

SINGLE-GAME HIGHS: RECEIVING

Receptions	8 vs. Cincinnati Bengals, Nov 20, 2022	Receiving TDs	2 vs. Chicago Bears, Nov 08, 2021
Receiving Yards	8 at Miami Dolphins, Oct 23, 2022		1 vs. Baltimore Ravens, Dec 11, 2022
	85 vs. New York Jets, Oct 02, 2022		...6 more at 1.
	79 vs. Cincinnati Bengals, Nov 20, 2022	All-Purpose Yards	85 vs. New York Jets, Oct 02, 2022
Receiving Average	25.3 at Atlanta Falcons, Dec 04, 2022		79 vs. Cincinnati Bengals, Nov 20, 2022
	15.0 at Cincinnati Bengals, Sep 11, 2022	Most TDs	2 vs. Chicago Bears, Nov 08, 2021
Longest Receptions	57 at Atlanta Falcons, Dec 04, 2022		1 vs. Baltimore Ravens, Dec 11, 2022
	31 at Cincinnati Bengals, Sep 11, 2022		...6 more at 1.
		Miscellaneous Tackles	1 vs. Cleveland Browns, Jan 03, 2022

SINGLE-GAME HIGHS - POSTSEASON: RECEIVING


Receptions	4 at Kansas City Chiefs, Jan 16, 2022	Longest Receptions	9 at Kansas City Chiefs, Jan 16, 2022
Receiving Yards	25 at Kansas City Chiefs, Jan 16, 2022		8 at Kansas City Chiefs, Jan 16, 2022
Receiving Average	6.3 at Kansas City Chiefs, Jan 16, 2022		5 at Kansas City Chiefs, Jan 16, 2022
			3 at Kansas City Chiefs, Jan 16, 2022
		All-Purpose Yards	25 at Kansas City Chiefs, Jan 16, 2022

2022 GAME-BY-GAME REGULAR-SEASON STATISTICS (STEELERS)

DATE	OPPONENT	P/S	RECEIVING					RUSHING					W/L	SCORE
			NO.	YDS.	AVG.	LG	TD	NO.	YDS.	AVG.	LG	TD		
09/11	at Bengals	S	5	75	15.0	31	0	0	0	0.0	0	0	W	23-20+
09/18	Patriots	S	4	22	5.5	8t	1	0	0	0.0	0	0	L	14-17
09/22	at Browns	S	2	41	20.5	26	0	0	0	0.0	0	0	L	17-29
10/02	Jets	S	7	85	12.1	24	0	0	0	0.0	0	0	L	20-24
10/09	at Bills	P	2	12	6.0	8	0	0	0	0.0	0	0	L	3-38
10/16	Buccaneers							ON INACTIVE LIST					W	20-18
10/23	at Dolphins	P	8	75	9.4	21	0	0	0	0.0	0	0	L	10-16
10/30	at Eagles	P	4	57	14.3	21	0	0	0	0.0	0	0	L	13-35
11/13	Saints	S	4	36	9.0	12	0	0	0	0.0	0	0	W	20-10
11/20	Bengals	P	8	79	9.9	27	0	0	0	0.0	0	0	L	30-37
11/28	at Colts	P	3	39	13.0	17	0	0	0	0.0	0	0	W	24-17
12/04	at Falcons	S	3	76	25.3	57	0	0	0	0.0	0	0	W	19-16
12/11	Ravens	S	3	33	11.0	14	1	0	0	0.0	0	0	L	14-16
12/18	at Panthers	P	0	0	0.0	0	0	0	0	0.0	0	0	W	24-16
12/24	Raiders	S	7	66	9.4	17	0	0	0	0.0	0	0	W	13-10
01/01	at Ravens	P	3	36	12.0	20	0	0	0	0.0	0	0	W	16-13
01/08	Browns	P	0	0	0.0	0	0	0	0	0.0	0	0	W	28-14
2022 TOTALS		16-8	63	732	11.6	57	2	0	0	0.0	0	0	9-8	
+ - Overtime														

2021 GAME-BY-GAME REGULAR-SEASON STATISTICS (STEELERS)

DATE	OPPONENT	P/S	RECEIVING					RUSHING					W/L/T	SCORE
			NO.	YDS.	AVG.	LG	TD	NO.	YDS.	AVG.	LG	TD		
09/12	at Bills	S	1	24	24.0	24	0	0	0	0.0	0	0	W	23-16
09/19	Raiders	S	4	36	9.0	14	0	0	0	0.0	0	0	L	17-26
09/26	Bengals	P	3	22	7.3	15	1	0	0	0.0	0	0	L	10-24
10/03	at Packers	S	1	11	11.0	11	0	0	0	0.0	0	0	L	17-27
10/10	Broncos	P	2	7	3.5	4	0	0	0	0.0	0	0	W	27-19
10/17	Seahawks	P	7	58	8.3	12	0	0	0	0.0	0	0	W	23-20+
10/31	at Browns	P	4	44	11.0	22	1	0	0	0.0	0	0	W	15-10
11/08	Bears	S	5	43	8.6	13	2	0	0	0.0	0	0	W	29-27
11/14	Lions	S	5	31	6.2	10	0	0	0	0.0	0	0	T	16-16
11/21	at Chargers	S	4	11	2.8	5t	1	0	0	0.0	0	0	L	37-41
11/28	at Bengals	S	4	40	10.0	15t	1	0	0	0.0	0	0	L	10-41
12/05	Ravens	S	3	26	8.7	17	0	0	0	0.0	0	0	W	20-19
12/09	at Vikings	P	2	32	16.0	17	1	0	0	0.0	0	0	L	28-36
12/19	Titans	S	4	37	9.3	14	0	0	0	0.0	0	0	W	19-13
12/26	at Chiefs							ON INACTIVE LIST					L	10-36
01/03	Browns	P	5	22	4.4	12	0	0	0	0.0	0	0	W	26-14
01/09	at Ravens	P	6	53	8.8	14	0	0	0	0.0	0	0	W	16-13+
2021 TOTALS		16-9	60	497	8.3	24	7	0	0	0.0	0	0	9-7-1	
+ - Overtime														



81

ZACH GENTRY
TIGHT END

HEIGHT: 6-8

WEIGHT: 265


COLLEGE: Michigan

BORN: September 10, 1996

BIRTHPLACE: Albuquerque, NM

HOW ACQUIRED: DS 19

NFL EXPERIENCE: 4th year



ZACH GENTRY'S NFL REGULAR SEASON RUSHING/RECEIVING STATISTICS

DATE	TEAM	GP	GS	RECEIVING					RUSHING				
				NO.	YDS.	AVG.	LG	TD	NO.	YDS.	AVG.	LG	TD
2019	Steelers	4	0	1	4	4.0	4	0	0	0	0.0	0	0
2020	Steelers	2	1	0	0	0.0	0	0	0	0	0.0	0	0
2021	Steelers	17	12	19	167	8.8	25	0	0	0	0.0	0	0
2022	Steelers	17	13	19	132	6.9	32	0	0	0	0.0	0	0
NFL TOTALS		40	26	39	303	7.8	32	0	0	0	0.0	0	0

ZACH GENTRY'S NFL POSTSEASON RUSHING/RECEIVING STATISTICS

DATE	TEAM	GP	GS	RECEIVING					RUSHING				
				NO.	YDS.	AVG.	LG	TD	NO.	YDS.	AVG.	LG	TD
2020	Steelers	0	0	0	0	0.0	0	0	0	0	0.0	0	0
2021	Steelers	1	0	4	33	8.3	11	0	0	0	0.0	0	0
NFL TOTALS		1	0	4	33	8.3	11	0	0	0	0.0	0	0

ZACH GENTRY'S NFL REGULAR SEASON RETURN STATISTICS

DATE	TEAM	RET.	KICKOFF RETURNS					PUNT RETURNS				
			YDS.	AVG.	LG	TD	NO.	FC	YDS.	AVG.	LG	TD
2019	Steelers	0	0	0.0	0	0	0	0	0	0.0	0	0
2020	Steelers	0	0	0.0	0	0	0	0	0	0.0	0	0
2021	Steelers	0	0	0.0	0	0	0	0	0	0.0	0	0
2022	Steelers	0	0	0.0	0	0	0	0	0	0.0	0	0
NFL TOTALS		0	0	0.0	0	0	0	0	0	0.0	0	0

ZACH GENTRY'S NFL POSTSEASON RETURN STATISTICS

DATE	TEAM	RET.	KICKOFF RETURNS					PUNT RETURNS				
			YDS.	AVG.	LG	TD	NO.	FC	YDS.	AVG.	LG	TD
2020	Steelers	0	0	0.0	0	0	0	0	0	0.0	0	0
2021	Steelers	0	0	0.0	0	0	0	0	0	0.0	0	0
NFL TOTALS		0	0	0.0	0	0	0	0	0	0.0	0	0

SINGLE-GAME HIGHS: RECEIVING

Receptions	5 at Buffalo Bills, Oct 09, 2022 4 at Baltimore Ravens, Jan 09, 20221 more at 4.	Longest Receptions	32 at Cincinnati Bengals, Sep 11, 2022 25 at Baltimore Ravens, Jan 09, 2022
Receiving Yards	43 at Buffalo Bills, Oct 09, 2022 40 at Cincinnati Bengals, Sep 11, 2022	All-Purpose Yards	43 at Buffalo Bills, Oct 09, 2022 40 at Cincinnati Bengals, Sep 11, 2022
Receiving Average	13.0 at Cleveland Browns, Oct 31, 2021 9.8 at Baltimore Ravens, Jan 09, 2022	Miscellaneous Tackles	1 at Kansas City Chiefs, Dec 26, 2021 1 at San Francisco 49ers, Sep 22, 2019

SINGLE-GAME HIGHS - POSTSEASON: RECEIVING

Receptions	4 at Kansas City Chiefs, Jan 16, 2022	Longest Receptions	11 at Kansas City Chiefs, Jan 16, 2022
Receiving Yards	33 at Kansas City Chiefs, Jan 16, 2022		10 at Kansas City Chiefs, Jan 16, 2022
Receiving Average	8.3 at Kansas City Chiefs, Jan 16, 2022		7 at Kansas City Chiefs, Jan 16, 2022 5 at Kansas City Chiefs, Jan 16, 2022
		All-Purpose Yards	33 at Kansas City Chiefs, Jan 16, 2022

2022 GAME-BY-GAME REGULAR-SEASON STATISTICS (STEELERS)

DATE	OPPONENT	P/S	RECEIVING					RUSHING					W/L	SCORE
			NO.	YDS.	AVG.	LG	TD	NO.	YDS.	AVG.	LG	TD		
09/11	at Bengals	P	2	40	20.0	32	0	0	0	0.0	0	0	W	23-20+
09/18	Patriots	S	0	0	0.0	0	0	0	0	0.0	0	0	L	14-17
09/22	at Browns	S	0	0	0.0	0	0	0	0	0.0	0	0	L	17-29
10/02	Jets	P	1	2	2.0	2	0	0	0	0.0	0	0	L	20-24
10/09	at Bills	S	5	43	8.6	11	0	0	0	0.0	0	0	L	3-38
10/16	Buccaneers	S	1	4	4.0	4	0	0	0	0.0	0	0	W	20-18
10/23	at Dolphins	S	2	0	0.0	4	0	0	0	0.0	0	0	L	10-16
10/30	at Eagles	S	1	3	3.0	3	0	0	0	0.0	0	0	L	13-35
11/13	Saints	P	0	0	0.0	0	0	0	0	0.0	0	0	W	20-10
11/20	Bengals	S	2	8	4.0	9	0	0	0	0.0	0	0	L	30-37
11/28	at Colts	S	1	-4	-4.0	-4	0	0	0	0.0	0	0	W	24-17
12/04	at Falcons	S	1	8	8.0	8	0	0	0	0.0	0	0	W	19-16
12/11	Ravens	S	0	0	0.0	0	0	0	0	0.0	0	0	L	14-16
12/18	at Panthers	S	1	4	4.0	4	0	0	0	0.0	0	0	W	24-16
12/24	Raiders	P	1	1	1.0	1	0	0	0	0.0	0	0	W	13-10
01/01	at Ravens	S	0	0	0.0	0	0	0	0	0.0	0	0	W	16-13
01/08	Browns	S	1	23	23.0	23	0	0	0	0.0	0	0	W	28-14
2022 TOTALS		17-13	19	132	6.9	32	0	0	0	0.0	0	0	9-8	

+ - Overtime

2021 GAME-BY-GAME REGULAR-SEASON STATISTICS (STEELERS)

DATE	OPPONENT	P/S	RECEIVING					RUSHING					W/L/T	SCORE
			NO.	YDS.	AVG.	LG	TD	NO.	YDS.	AVG.	LG	TD		
09/12	at Bills	P	1	-2	-2.0	-2	0	0	0	0.0	0	0	W	23-16
09/19	Raiders	P	0	0	0.0	0	0	0	0	0.0	0	0	L	17-26
09/26	Bengals	S	0	0	0.0	0	0	0	0	0.0	0	0	L	10-24
10/03	at Packers	P	1	10	10.0	10	0	0	0	0.0	0	0	L	17-27
10/10	Broncos	S	1	13	13.0	13	0	0	0	0.0	0	0	W	27-19
10/17	Seahawks	S	0	0	0.0	0	0	0	0	0.0	0	0	W	23-20+
10/31	at Browns	S	3	39	13.0	24	0	0	0	0.0	0	0	W	15-10
11/08	Bears	S	0	0	0.0	0	0	0	0	0.0	0	0	W	29-27
11/14	Lions	P	0	0	0.0	0	0	0	0	0.0	0	0	T	16-16
11/21	at Chargers	P	0	0	0.0	0	0	0	0	0.0	0	0	L	37-41
11/28	at Bengals	S	1	10	10.0	10	0	0	0	0.0	0	0	L	10-41
12/05	Ravens	S	2	10	5.0	5	0	0	0	0.0	0	0	W	20-19
12/09	at Vikings	S	0	0	0.0	0	0	0	0	0.0	0	0	L	28-36
12/19	Titans	S	1	17	17.0	17	0	0	0	0.0	0	0	W	19-13
12/26	at Chiefs	S	4	31	7.8	12	0	0	0	0.0	0	0	L	10-36
01/03	Browns	S	1	0	0.0	0	0	0	0	0.0	0	0	W	26-14
01/09	at Ravens	S	4	39	9.8	25	0	0	0	0.0	0	0	W	16-13+
2021 TOTALS		17-12	19	167	8.8	25	0	0	0	0.0	0	0	9-7-1	

+ - Overtime

2020 GAME-BY-GAME REGULAR-SEASON STATISTICS (STEELERS)

DATE	OPPONENT	P/S	RECEIVING					RUSHING					W/L	SCORE
			NO.	YDS.	AVG.	LG	TD	NO.	YDS.	AVG.	LG	TD		
09/14	at Giants							ON INACTIVE LIST					W	26-16
09/20	Broncos							ON INACTIVE LIST					W	26-21
09/27	Texans							ON INACTIVE LIST					W	28-21
10/11	Eagles							INACTIVE					W	38-29
10/18	Browns							ON INACTIVE LIST					W	38-7
10/25	at Titans							ON INACTIVE LIST					W	27-24
11/01	at Ravens							ON INACTIVE LIST					W	28-24
11/08	at Cowboys							ON INACTIVE LIST					W	24-19
11/15	Bengals	P	0	0	0.0	0	0	0	0	0.0	0	0	W	36-10
11/22	at Jaguars	S	0	0	0.0	0	0	0	0	0.0	0	0	W	27-3
12/02	Ravens							DID NOT PLAY					W	19-14
12/07	Football Team							DID NOT PLAY					L	17-23
12/13	at Bills							DID NOT PLAY					L	15-26
12/21	at Bengals							DID NOT PLAY					L	17-27
12/27	Colts							DID NOT PLAY					W	28-24
01/03	at Browns							DID NOT PLAY					L	22-24
2020 TOTALS		2-1	0	0	0.0	0	0	0	0	0.0	0	0	12-4	

2019 GAME-BY-GAME REGULAR-SEASON STATISTICS (STEELERS)

DATE	OPPONENT	P/S	RECEIVING					RUSHING					W/L	SCORE
			NO.	YDS.	AVG.	LG	TD	NO.	YDS.	AVG.	LG	TD		
09/08	at Patriots							ON INACTIVE LIST					L	3-33
09/15	Seahawks							INACTIVE					L	26-28
09/22	at 49ers	P	0	0	0.0	0	0	0	0	0.0	0	0	L	20-24
09/30	Bengals	P	0	0	0.0	0	0	0	0	0.0	0	0	W	27-3
10/06	Ravens							INACTIVE					L	23-26+
10/13	at Chargers	P	0	0	0.0	0	0	0	0	0.0	0	0	W	24-17
10/28	Dolphins							INACTIVE					W	27-14
11/03	Colts							INACTIVE					W	26-24
11/10	Rams							INACTIVE					W	17-12
11/14	at Browns							INACTIVE					L	7-21
11/24	at Bengals							INACTIVE					W	16-10
12/01	Browns							INACTIVE					W	20-13
12/08	at Cardinals							INACTIVE					W	23-17
12/15	Bills	P	1	4	4.0	4	0	0	0	0.0	0	0	L	10-17
12/22	at Jets							INACTIVE					L	10-16
12/29	at Ravens							ON INACTIVE LIST					L	10-28
2019 TOTALS		4-0	1	4	4.0	4	0	0	0	0.0	0	0	8-8	
+ - Overtime														



53

KENDRICK GREEN
GUARD

HEIGHT: 6-4

WEIGHT: 315

COLLEGE: Illinois

BORN: December 22, 1988

BIRTHPLACE: Peoria, IL

HOW ACQUIRED: 03/21

NFL EXPERIENCE: 2nd year



KENDRICK GREEN'S NFL REGULAR SEASON STATISTICS

DATE	TEAM	GP	GS
2021	Steelers	15	15
2022	Steelers	0	0
NFL TOTALS		15	15


KENDRICK GREEN'S NFL POSTSEASON STATISTICS

DATE	TEAM	GP	GS
2021	Steelers	0	0
NFL TOTALS		0	0

2022 GAME-BY-GAME REGULAR-SEASON STATISTICS (STEELERS)

DATE	OPPONENT	P/S		W/L	SCORE
09/11	at Bengals		ON INACTIVE LIST	W	23-20+
09/18	Patriots		ON INACTIVE LIST	L	14-17
09/22	at Browns		INACTIVE	L	17-29
10/02	Jets		ON INACTIVE LIST	L	20-24
10/09	at Bills		ON INACTIVE LIST	L	3-38
10/16	Buccaneers		ON INACTIVE LIST	W	20-18
10/23	at Dolphins		ON INACTIVE LIST	L	10-16
10/30	at Eagles		ON INACTIVE LIST	L	13-35
11/13	Saints		ON INACTIVE LIST	W	20-10
11/20	Bengals		ON INACTIVE LIST	L	30-37
11/28	at Colts		ON INACTIVE LIST	W	24-17
12/04	at Falcons		ON INACTIVE LIST	W	19-16
12/11	Ravens		ON INACTIVE LIST	L	14-16
12/18	at Panthers		INACTIVE	W	24-16
12/24	Raiders		INACTIVE	W	13-10
01/01	at Ravens		INACTIVE	W	16-13
01/08	Browns		ON INACTIVE LIST	W	28-14
2022 TOTALS		0-0		9-8	

+ - Overtime



22

NAJEE HARRIS

RUNNING BACK

HEIGHT: 6-1
WEIGHT: 242
COLLEGE: Alabama
BORN: March 9, 1998

BIRTHPLACE: Antioch, CA
HOW ACQUIRED: DT 21
NFL EXPERIENCE: 2nd year

COMMUNITY

- His foundation partnered with Lowes to help renovate his childhood shelter
- Helped installed new appliances in the facility
- Helped pack and sort food for North Texas Food Bank
- Recorded videos to sick children staying at the Children’s Hospital of Mobile, Alabama
- Da’ Bigger Picture Foundation supports underserved families with areas of focus in education, homelessness, addressing hunger and utilizing sports a platform to develop life skills.

NAJEE HARRIS' NFL REGULAR SEASON RUSHING/RECEIVING STATISTICS

		RUSHING							RECEIVING				
DATE	TEAM	GP	GS	NO.	YDS.	AVG.	LG	TD	NO.	YDS.	AVG.	LG	TD
2021	Steelers	17	17	307	1,200	3.9	37t	7	74	467	6.3	25t	3
2022	Steelers	17	17	272	1,034	3.8	36	7	41	229	5.6	19	3
NFL TOTALS		34	34	579	2,234	3.9	37T	14	115	696	6.1	25T	6

NAJEE HARRIS' NFL POSTSEASON RUSHING/RECEIVING STATISTICS

RUSHING													
DATE	TEAM	GP	GS	NO.	YDS.	AVG.	LG	TD	RECEIVING				
2021	Steelers	1	1	12	29	2.4	8	0	2	-1	-0.5	0	0
NFL TOTALS		1	1	12	29	2.4	8	0	2	-1	-0.5	0	0

NAJEE HARRIS' NFL REGULAR SEASON RETURN STATISTICS

DATE	TEAM	RET.	KICKOFF RETURNS				PUNT RETURNS					
			YDS.	AVG.	LG	TD	NO.	FC	YDS.	AVG.	LG	TD
2021	Steelers	0	0	0.0	0	0	0	0	0	0.0	0	0
2022	Steelers	0	0	0.0	0	0	0	0	0	0.0	0	0
NFL TOTALS		0	0	0.0	0	0	0	0	0	0.0	0	0

NAJEE HARRIS' NFL POSTSEASON RETURN STATISTICS

DATE	TEAM	RET.	KICKOFF RETURNS				PUNT RETURNS					
			YDS.	AVG.	LG	TD	NO.	FC	YDS.	AVG.	LG	TD
2021	Steelers	0	0	0.0	0	0	0	0	0	0.0	0	0
NFL TOTALS		0	0	0.0	0	0	0	0	0	0.0	0	0

SINGLE-GAME HIGHS: RUSHING/RECEIVING

Rush Attempts	28 vs. Cleveland Browns, Jan 03, 2022	Receiving Average	9.7 at Cleveland Browns, Oct 31, 2021
	26 vs. Detroit Lions, Nov 14, 2021		8.6 vs. Las Vegas Raiders, Sep 19, 2021
Rushing Yards	...1 more at 26.	Longest Receptions	25t vs. Las Vegas Raiders, Sep 19, 2021
	188 vs. Cleveland Browns, Jan 03, 2022		21 vs. Cincinnati Bengals, Sep 26, 2021
Rushing Average	122 vs. Denver Broncos, Oct 10, 2021	Receiving TDs	1 at Baltimore Ravens, Jan 01, 2023
	6.7 vs. Cleveland Browns, Jan 03, 2022		1 vs. Tampa Bay Buccaneers, Oct 16, 2022
Longest Runs	5.3 vs. Denver Broncos, Oct 10, 2021	All-Purpose Yards	...4 more at 1.
	37t vs. Cleveland Browns, Jan 03, 2022		206 vs. Cleveland Browns, Jan 03, 2022
Rushing TDs	36 vs. New Orleans Saints, Nov 13, 2022	Most TDs	142 vs. Denver Broncos, Oct 10, 2021
	2 vs. Cincinnati Bengals, Nov 20, 2022		...1 more at 142.
Receptions	1 vs. Cleveland Browns, Jan 08, 2023	Miscellaneous Tackles	2 vs. Cincinnati Bengals, Nov 20, 2022
	...11 more at 1.		2 at Minnesota Vikings, Dec 09, 2021
Receiving Yards	14 vs. Cincinnati Bengals, Sep 26, 2021		1 vs. Las Vegas Raiders, Dec 24, 2022
	6 vs. Las Vegas Raiders, Dec 24, 2022		1 vs. New York Jets, Oct 02, 2022
	...3 more at 6.		...3 more at 1.
	102 vs. Cincinnati Bengals, Sep 26, 2021		
	46 vs. Seattle Seahawks, Oct 17, 2021		

SINGLE-GAME HIGHS - POSTSEASON: RUSHING/RECEIVING

Rush Attempts	12 at Kansas City Chiefs, Jan 16, 2022	Longest Runs	8 at Kansas City Chiefs, Jan 16, 2022
Rushing Yards	29 at Kansas City Chiefs, Jan 16, 2022		4 at Kansas City Chiefs, Jan 16, 2022
Rushing Average	2.4 at Kansas City Chiefs, Jan 16, 2022		4 at Kansas City Chiefs, Jan 16, 2022
			4 at Kansas City Chiefs, Jan 16, 2022
			...1 more at 4.
		Receptions	2 at Kansas City Chiefs, Jan 16, 2022
		All-Purpose Yards	28 at Kansas City Chiefs, Jan 16, 2022

100-YARD RECEIVING GAMES (1): REGULAR SEASON

DATE	TEAM	NO.	YDS.	AVG.	LG	TD
09/26/21	BENGALS	14	102	7.3	21	0

100-YARD RUSHING GAMES (4): REGULAR SEASON


DATE	TEAM	ATT.	YDS.	AVG.	LG	TD
10/10/21	BRONCOS	23	122	5.3	20	1
11/14/21	LIONS	26	105	4.0	12	0
01/03/22	BROWNS	28	188	6.7	37t	1
01/01/23	at Ravens	22	111	5.0	15	0


2022 GAME-BY-GAME REGULAR-SEASON STATISTICS (STEELERS)

			RUSHING					RECEIVING					W/L	SCORE
DATE	OPPONENT	P/S	NO.	YDS.	AVG.	LG	TD	NO.	YDS.	AVG.	LG	TD		
09/11	at Bengals	S	10	23	2.3	11	0	2	3	1.5	2	1	W	23-20+
09/18	Patriots	S	15	49	3.3	8	0	5	40	8.0	14	0	L	14-17
09/22	at Browns	S	15	56	3.7	10	1	3	5	1.7	9	0	L	17-29
10/02	Jets	S	18	74	4.1	16	0	0	0	0.0	0	0	L	20-24
10/09	at Bills	S	11	20	1.8	6	0	3	16	5.3	9	0	L	3-38
10/16	Buccaneers	S	14	42	3.0	14	0	2	7	3.5	6t	1	W	20-18
10/23	at Dolphins	S	17	65	3.8	16	0	3	15	5.0	12	0	L	10-16
10/30	at Eagles	S	8	32	4.0	18	0	6	26	4.3	9	0	L	13-35
11/13	Saints	S	20	99	5.0	36	0	0	0	0.0	0	0	W	20-10
11/20	Bengals	S	20	90	4.5	19t	2	4	26	6.5	12	0	L	30-37
11/28	at Colts	S	10	35	3.5	8	1	1	4	4.0	4	0	W	24-17
12/04	at Falcons	S	17	86	5.1	14	0	1	6	6.0	6	0	W	19-16
12/11	Ravens	S	12	33	2.8	8	1	2	17	8.5	10	0	L	14-16
12/18	at Panthers	S	24	86	3.6	10	1	0	0	0.0	0	0	W	24-16
12/24	Raiders	S	16	53	3.3	14	0	6	42	7.0	19	0	W	13-10
01/01	at Ravens	S	22	111	5.0	15	0	2	12	6.0	10t	1	W	16-13
01/08	Browns	S	23	80	3.5	11	1	1	10	10.0	10	0	W	28-14
2022 TOTALS		17-17	272	1,034	3.8	36	7	41	229	5.6	19	3	9-8	
+ - Overtime														

2021 GAME-BY-GAME REGULAR-SEASON STATISTICS (STEELERS)

			RUSHING					RECEIVING					W/L/T	SCORE
DATE	OPPONENT	P/S	NO.	YDS.	AVG.	LG	TD	NO.	YDS.	AVG.	LG	TD		
09/12	at Bills	S	16	45	2.8	18	0	1	4	4.0	4	0	W	23-16
09/19	Raiders	S	10	38	3.8	14	0	5	43	8.6	25t	1	L	17-26
09/26	Bengals	S	14	40	2.9	20	0	14	102	7.3	21	0	L	10-24
10/03	at Packers	S	15	62	4.1	11	1	6	29	4.8	9	0	L	17-27
10/10	Broncos	S	23	122	5.3	20	1	2	20	10.0	14	0	W	27-19
10/17	Seahawks	S	24	81	3.4	10	0	6	46	7.7	12	1	W	23-20+
10/31	at Browns	S	26	91	3.5	11	1	3	29	9.7	20	0	W	15-10
11/08	Bears	S	22	62	2.8	13	1	3	16	5.3	9	0	W	29-27
11/14	Lions	S	26	105	4.0	12	0	4	28	7.0	10	0	T	16-16
11/21	at Chargers	S	12	39	3.3	12	1	5	20	4.0	7	0	L	37-41
11/28	at Bengals	S	8	23	2.9	5	0	3	14	4.7	12	0	L	10-41
12/05	Ravens	S	21	71	3.4	13	0	5	36	7.2	18	0	W	20-19
12/09	at Vikings	S	20	94	4.7	23	1	3	10	3.3	6	1	L	28-36
12/19	Titans	S	12	18	1.5	7	0	2	8	4.0	5	0	W	19-13
12/26	at Chiefs	S	19	93	4.9	21	0	5	17	3.4	6	0	L	10-36
01/03	Browns	S	28	188	6.7	37t	1	3	18	6.0	13	0	W	26-14
01/09	at Ravens	S	11	28	2.5	15	0	4	27	6.8	11	0	W	16-13+
2021 TOTALS		17-17	307	1,200	3.9	37T	7	74	467	6.3	25T	3	9-7-1	
+ - Overtime														





PRESSLEY HARVIN III

PUNTER

HEIGHT: 6-0

WEIGHT: 255

COLLEGE: Georgia Tech

BORN: September 17, 1998

BIRTHPLACE: Alcala, SC

HOW ACQUIRED: 07b 21

NFL EXPERIENCE: 2nd year

PRESSLEY HARVIN III'S NFL REGULAR SEASON PUNTING STATISTICS

DATE	TEAM	GP	NO.	YDS.	AVG.	OPP. RET.	YDS.	NET YDS.	AVG.	TB	IN20	LG	BK
2021	Steelers	15	70	2,982	42.6	27	261	2,661	38.0	3	25	64	0
2022	Steelers	17	69	3,072	44.5	24	137	2,835	41.1	5	20	69	0
NFL TOTALS		32	139	6,054	43.6	51	398	5,496	39.5	8	45	69	0

PRESSLEY HARVIN III'S NFL POSTSEASON PUNTING STATISTICS

DATE	TEAM	GP	NO.	YDS.	AVG.	OPP. RET.	YDS.	NET YDS.	AVG.	TB	IN20	LG	BK
2021	Steelers	1	7	348	49.7	4	62	286	40.9	0	1	56	0
NFL TOTALS		1	7	348	49.7	4	62	286	40.9	0	1	56	0

SINGLE-GAME HIGHS: PUNTER

Punts	8 at Cincinnati Bengals, Sep 11, 2022	Net Punting Avg	46.3 vs. Cleveland Browns, Jan 08, 2023
Gross Punting Yards	8 at Baltimore Ravens, Jan 09, 2022	Longest Punts	43.8 at Cleveland Browns, Oct 31, 2021
Gross Punting Avg	388 at Cincinnati Bengals, Sep 11, 2022		69 at Buffalo Bills, Oct 09, 2022
	335 vs. Seattle Seahawks, Oct 17, 2021		69 vs. New England Patriots, Sep 18, 2022
	51.5 vs. New England Patriots, Sep 18, 2022	Inside the 20	4 vs. Seattle Seahawks, Oct 17, 2021
	49.3 vs. Las Vegas Raiders, Sep 19, 2021		3 at Baltimore Ravens, Jan 09, 2022
Net Punting Yards	337 at Cincinnati Bengals, Sep 11, 2022		...2 more at 3.
	298 at Baltimore Ravens, Jan 09, 2022	Special Teams Tackles	1 vs. Detroit Lions, Nov 14, 2021

SINGLE-GAME HIGHS - POSTSEASON: PUNTER


Punts	7 at Kansas City Chiefs, Jan 16, 2022	Net Punting Avg	40.9 at Kansas City Chiefs, Jan 16, 2022
Gross Punting Yards	348 at Kansas City Chiefs, Jan 16, 2022	Longest Punts	56 at Kansas City Chiefs, Jan 16, 2022
Gross Punting Avg	49.7 at Kansas City Chiefs, Jan 16, 2022	Inside the 20	1 at Kansas City Chiefs, Jan 16, 2022
Net Punting Yards	286 at Kansas City Chiefs, Jan 16, 2022		

2022 GAME-BY-GAME REGULAR-SEASON STATISTICS (STEELERS)

DATE	OPPONENT		NO.	YDS.	AVG.	OPP. RET.	YDS.	NET YDS.	AVG	TB	IN20	LG	BK	W/L	SCORE
09/11	at Bengals	P	8	388	48.5	5	31	337	42.1	1	1	60	0	W	23-20+
09/18	Patriots	P	4	206	51.5	3	21	165	41.3	1	0	69	0	L	14-17
09/22	at Browns	P	5	212	42.4	2	11	201	40.2	0	1	48	0	L	17-29
10/02	Jets	P	4	158	39.5	0	0	158	39.5	0	2	51	0	L	20-24
10/09	at Bills	P	4	163	40.8	0	0	163	40.8	0	1	69	0	L	3-38
10/16	Buccaneers	P	5	221	44.2	3	14	207	41.4	0	2	53	0	W	20-18
10/23	at Dolphins	P	6	251	41.8	1	1	250	41.7	0	2	57	0	L	10-16
10/30	at Eagles	P	4	180	45.0	2	8	172	43.0	0	1	55	0	L	13-35
11/13	Saints	P	3	123	41.0	0	0	123	41.0	0	2	48	0	W	20-10
11/20	Bengals	P	6	273	45.5	4	22	251	41.8	0	2	56	0	L	30-37
11/28	at Colts	P	4	182	45.5	0	0	182	45.5	1	2	54	0	W	24-17
12/04	at Falcons	P	2	85	42.5	0	0	85	42.5	0	1	47	0	W	19-16
12/11	Ravens	P	3	111	37.0	1	9	82	27.3	1	0	48	0	L	14-16
12/18	at Panthers	P	3	136	45.3	0	0	116	38.7	1	0	54	0	W	24-16
12/24	Raiders	P	3	140	46.7	1	13	127	42.3	0	1	55	0	W	13-10
01/01	at Ravens	P	2	99	49.5	1	2	97	48.5	0	1	51	0	W	16-13
01/08	Browns	P	3	144	48.0	1	5	139	46.3	0	1	57	0	W	28-14
2022 TOTALS			17	69	3,072	44.5	24	137	2,835	41.1	5	20	69	0	9-8
+ - Overtime															

2021 GAME-BY-GAME REGULAR-SEASON STATISTICS (STEELERS)

DATE	OPPONENT		NO.	YDS.	AVG.	OPP. RET.	YDS.	NET YDS.	AVG	TB	IN20	LG	BK	W/L/T	SCORE
09/12	at Bills	P	5	207	41.4	1	1	206	41.2	0	2	51	0	W	23-16
09/19	Raiders	P	4	197	49.3	2	26	171	42.8	0	3	59	0	L	17-26
09/26	Bengals	P	4	162	40.5	2	9	153	38.3	0	1	50	0	L	10-24
10/03	at Packers	P	3	102	34.0	1	0	102	34.0	0	1	45	0	L	17-27
10/10	Broncos	P	2	119	59.5	2	26	93	46.5	0	0	63	0	W	27-19
10/17	Seahawks	P	7	335	47.9	3	20	295	42.1	1	4	58	0	W	23-20+
10/31	at Browns	P	4	176	44.0	2	1	175	43.8	0	1	56	0	W	15-10
11/08	Bears	P	5	196	39.2	0	0	176	35.2	1	2	46	0	W	29-27
11/14	Lions	P	6	280	46.7	3	71	189	31.5	1	3	61	0	T	16-16
11/21	at Chargers	P	1	46	46.0	1	-1	47	47.0	0	0	46	0	L	37-41
11/28	at Bengals	P	5	190	38.0	2	17	173	34.6	0	2	42	0	L	10-41
12/05	Ravens	P	5	217	43.4	2	12	205	41.0	0	1	64	0	W	20-19
12/09	at Vikings	P	6	258	43.0	3	31	227	37.8	0	1	49	0	L	28-36
12/19	Titans	P	5	199	39.8	2	48	151	30.2	0	1	51	0	W	19-13
12/26	at Chiefs													L	10-36
01/03	Browns													W	26-14
01/09	at Ravens	P	8	298	37.3	1	0	298	37.3	0	3	49	0	W	16-13+
2021 TOTALS			15	70	2,982	42.6	27	261	2,661	38.0	3	25	64	0	9-7-1
+ - Overtime															



60

Height (ft/in)

J.C. HASSENAUER

CENTER

HEIGHT: 6-2

WEIGHT: 295

COLLEGE: Alabama

BORN: September 15, 1995

BIRTHPLACE: Woodbury, MN

HOW ACQUIRED: FA '19

NFL EXPERIENCE: 3rd year



J.C. HASSENAUER'S NFL REGULAR SEASON STATISTICS

DATE	TEAM	GP	GS
2018	Falcons	0	0
2019	Steelers	0	0
2020	Steelers	15	4
2021	Steelers	13	3
2022	Steelers	17	0
NFL TOTALS		45	7

J.C. HASSENAUER'S NFL POSTSEASON STATISTICS

DATE	TEAM	GP	GS
2020	Steelers	1	0
2021	Steelers	1	1
NFL TOTALS		2	1

2022 GAME-BY-GAME REGULAR-SEASON STATISTICS (STEELERS)

DATE	OPPONENT	P/S	W/L	SCORE
09/11	at Bengals	P	W	23-20+
09/18	Patriots	P	L	14-17
09/22	at Browns	P	L	17-29
10/02	Jets	P	L	20-24
10/09	at Bills	P	L	3-38
10/16	Buccaneers	P	W	20-18
10/23	at Dolphins	P	L	10-16
10/30	at Eagles	P	L	13-35
11/13	Saints	P	W	20-10
11/20	Bengals	P	L	30-37
11/28	at Colts	P	W	24-17
12/04	at Falcons	P	W	19-16
12/11	Ravens	P	L	14-16
12/18	at Panthers	P	W	24-16
12/24	Raiders	P	W	13-10
01/01	at Ravens	P	W	16-13
01/08	Browns	P	W	28-14
2022 TOTALS		17-0	9-8	
+ - Overtime				



HEIGHT: 6-5

WEIGHT: 295

WEIGHT: 295

COLLEGE: Ohio State

BORN: May 6, 1989

BIRTHPLACE Pittsburgh, PA

HOW ACQUIRED: 01 '11

NFL EXPERIENCE: 12th year

AP	AP	AP					
'17	'18	'19	'20	'21	'22	'23	'24
0	0	0	0	0	0	0	0

COMMUNITY

- Three-time Steelers Walter Payton Man of the Year (2015, 2018, 2024).
- Created his foundation, The Heyward House, in 2015, which supports Pittsburghers in need through a variety of programs and partnerships.
- Began the Rufus and Judy Jordan Literacy Program in 2020, and as part of the program, built Little Free Libraries where he stocks books in under-served communities.
- Built the Heyward Performance Center field house for his high school, Peachtree Ridge, in 2020.
- Created a birthday club, Cam's Birthday Bash, where every year on his birthday, he throws a birthday party at Dave and Buster's complete with food, games and gifts, for children who often don't get the opportunity to celebrate their birthdays.
- Through Craig's Closet, a program he named after his father, high school boys in the Pittsburgh area with free dress clothes for interviews, internships, banquets, and more.
- Partners with Blessings in a Backpack to provide backpacks of food for students to take home over the weekend.
- Began Voices of Hope Scholarship to provide brain tumor patients, or the family members of those affected by a brain tumor diagnosis, the opportunity to pursue a post-secondary education.
- Annually treats 200 families per year to Thanksgiving dinner through his food distribution with Greater Pittsburgh Food Bank.
- Has donated \$150,000 over the last two seasons to the Steelers Social Justice Fund.
- Serves on the Steelers Social Justice Committee and led one of the Social Justice Film Series nights.

CAMERON HEYWARD'S NFL REGULAR SEASON DEFENSIVE STATISTICS

DATE	TEAM	GP	GS	TK	S	TACKLES					INTERCEPTIONS					O. FUMB					ST					MISC	
						A	TFL	YDS	SK	YDS	QBH	NO	YDS	LG	TD	PD	FF	FR	TD	YDS	TK	S	A	FF	FR	S	A
2011	Steelers	16	0	11	10	1	0	0	1.0	8.0	3	0	0	0	1	1	0	0	0	0	0	0	0	0			
2012	Steelers	16	0	20	13	7	2	0	1.5	5.0	3	0	0	0	0	0	0	0	0	0	0	0	0				
2013	Steelers	16	13	59	35	24	7	51	5.0	41.0	10	0	0	0	7	0	1	0	8	0	0	0	0				
2014	Steelers	16	16	53	30	20	11	54	7.5	47.0	16	0	0	0	4	0	0	0	0	0	0	0	0				
2015	Steelers	16	16	54	39	15	15	69	7.0	35.0	13	0	0	0	2	1	0	0	0	0	0	0	0				
2016	Steelers	7	7	21	17	4	4	18	3.0	16.0	5	0	0	0	4	0	1	0	1	0	0	0	0				
2017	Steelers	15	15	45	30	15	16	78	12.0	71.0	22	0	0	0	3	2	1	0	0	0	0	0	0				
2018	Steelers	16	16	51	29	22	10	55	8.0	60.0	18	0	0	0	3	1	1	0	0	0	0	0	0				
2019	Steelers	16	16	83	51	32	11	53	9.0	61.0	23	0	0	0	6	1	1	0	0	0	0	0	0				
2020	Steelers	15	15	54	30	24	7	20	4.0	28.5	19	1	0	0	3	0	0	0	0	0	0	0	0				
2021	Steelers	17	17	89	53	36	15	58	10.0	55.5	17	1	0	0	9	1	1	0	0	0	0	0	0				
2022	Steelers	17	17	74	39	23	14	58	10.5	72.5	22	0	0	0	4	1	1	0	0	0	0	0	0				
NFL TOTALS		183	148	614	379	235	112	514	78.5	500.5	171	2	0	0	46	8	7	0	9	0	0	0	0				

CAMERON HEYWARD'S NFL POSTSEASON DEFENSIVE STATISTICS

DATE	TEAM	GP	GS	TK	S	TACKLES					INTERCEPTIONS				O. FUMB				ST				MISC		
						A	TFL	YDS	SK	YDS	QBH	NO	YDS	LG	TD	PD	FF	FR	TD	YDS	TK	S		A	FF
2011	Steelers	1	0	4	3	1	0	0	0.0	0.0	0	0	0	0	0	0	0	0	0	0	0	0	0	0	0
2014	Steelers	1	1	2	2	0	0	0	0.0	0.0	2	0	0	0	0	0	0	0	0	0	0	0	0	0	0
2015	Steelers	2	2	1	1	0	0	0	1.0	11.0	4	0	0	0	0	1	0	0	0	0	0	0	0	0	0
2017	Steelers	1	1	1	1	0	1	2	0.0	0.0	0	0	0	0	0	0	0	0	0	0	0	0	0	0	0
2020	Steelers	1	1	1	1	0	0	0	0.0	0.0	0	0	0	0	0	1	0	0	0	0	0	0	0	0	0
2021	Steelers	1	1	4	2	0	0	0	0.0	0.0	0	0	0	0	0	1	0	0	0	0	0	0	0	0	0
NFL TOTALS		7	6	13	10	3	1	2	1.0	11.0	6	0	0	0	0	1	2	0	0	0	0	0	0	0	0

SINGLE-GAME HIGHS: DEFENSIVE

Total Tackles	10 vs. Miami Dolphins, Dec 08, 2013	Fumble Recoveries	1 at Cincinnati Bengals, Sep 11, 2022
	9 vs. Seattle Seahawks, Oct 17, 2021		1 at Buffalo Bills, Sep 12, 2021
	...1 more at 9.		...5 more at 1.
Solo Tackles	7 vs. Kansas City Chiefs, Oct 02, 2016	Tackles For Loss	3 vs. Las Vegas Raiders, Dec 24, 2022
	7 vs. Baltimore Ravens, Oct 01, 2015		3 vs. Kansas City Chiefs, Oct 02, 2016
	...1 more at 7.		1 vs. Chicago Bears, Nov 08, 2021
Sacks	3.0 vs. Kansas City Chiefs, Oct 02, 2016	Interceptions	1 at New York Giants, Sep 14, 2020
	2.5 vs. Cincinnati Bengals, Sep 30, 2019		8 at Cleveland Browns, Nov 24, 2013
	2 vs. Cleveland Browns, Jan 03, 2022		1 vs. Cincinnati Bengals, Sep 18, 2016
Passes Defensed	2 vs. Denver Broncos, Oct 10, 2021	Longest Opponent's Fumble Return	
	...5 more at 2.		
	1 at Buffalo Bills, Oct 09, 2022		
Forced Fumbles	1 at Buffalo Bills, Sep 12, 2021		
	...6 more at 1.		

SINGLE-GAME HIGHS - POSTSEASON: DEFENSIVE

Total Tackles	4 at Kansas City Chiefs, Jan 16, 2022	Passes Defensed	1 vs. Cleveland Browns, Jan 10, 2021
	4 at Denver Broncos, Jan 08, 2012	Forced Fumbles	1 at Kansas City Chiefs, Jan 16, 2022
	2 vs. Baltimore Ravens, Jan 03, 2015		1 at Cincinnati Bengals, Jan 09, 2016
	1 vs. Cleveland Browns, Jan 10, 2021	Tackles For Loss	1 vs. Jacksonville Jaguars, Jan 14, 2018
	1 vs. Jacksonville Jaguars, Jan 14, 2018		
	...1 more at 1.		
Solo Tackles	3 at Denver Broncos, Jan 08, 2012		
	2 at Kansas City Chiefs, Jan 16, 2022		
	2 vs. Baltimore Ravens, Jan 03, 2015		
	1 vs. Cleveland Browns, Jan 10, 2021		
	1 vs. Jacksonville Jaguars, Jan 14, 2018		
	...1 more at 1.		
Sacks	1.0 at Cincinnati Bengals, Jan 09, 2016		

SINGLE-GAME HIGHS: RUSHING/RECEIVING

All-Purpose Yards	11 vs. Baltimore Ravens, Oct 20, 2013	Kickoff Return Yards	11 vs. Baltimore Ravens, Oct 20, 2013
	8 at Cleveland Browns, Nov 24, 2013	Longest Kickoff Return	11 vs. Baltimore Ravens, Oct 20, 2013
Kickoff Returns	1 vs. Baltimore Ravens, Oct 20, 2013		

2022 GAME-BY-GAME REGULAR-SEASON STATISTICS (STEELERS)

			TACKLES								INTERCEPTIONS				O. FUMB				ST				MISC					
DATE	OPPONENT	P/S	TK	S	A	SK	YDS	TFL	YDS	QBH	NO	YDS	LG	TD	PD	FF	FR	TD	YDS	TK	S	A	FF	FR	S	A	W/L	SCORE
09/11	at Bengals	S	2	2	0	1.0	5.0	1	5	3	0	0	0	0	0	0	1	0	0	0	0	0	0	0	0	0	W	23-20+
09/18	Patriots	S	5	3	2	0.0	0.0	0	0	0	0	0	0	0	1	0	0	0	0	0	0	0	0	0	0	0	L	14-17
09/22	at Browns	S	7	4	3	0.0	0.0	1	2	0	0	0	0	0	0	0	0	0	0	0	0	0	0	0	0	0	L	17-29
10/02	Jets	S	2	0	2	0.0	0.0	0	0	0	0	0	0	0	0	0	0	0	0	0	0	0	0	0	0	0	L	20-24
10/09	at Bills	S	5	1	4	0.0	0.0	0	0	0	0	0	0	0	0	1	0	0	0	0	0	0	0	0	0	0	L	3-38
10/16	Buccaneers	S	3	2	1	1.0	5.0	1	5	2	0	0	0	0	0	0	0	0	0	0	0	0	0	0	0	0	W	20-18
10/23	at Dolphins	S	5	4	1	0.0	0.0	1	1	0	0	0	0	0	0	0	0	0	0	0	0	0	0	0	0	0	L	10-16
10/30	at Eagles	S	2	2	0	1.0	5.0	1	5	2	0	0	0	0	0	0	0	0	0	0	0	0	0	0	0	0	L	13-35
11/13	Saints	S	3	2	1	0.0	0.0	0	0	0	0	0	0	0	0	0	0	0	0	0	0	0	0	0	0	0	W	20-10
11/20	Bengals	S	7	4	3	1.0	3.0	2	5	2	0	0	0	0	0	0	0	0	0	0	0	0	0	0	0	0	L	30-37
11/28	at Colts	S	1	0	1	0.0	0.0	0	0	3	0	0	0	0	0	0	0	0	0	0	0	0	0	0	0	0	W	24-17
12/04	at Falcons	S	4	2	2	1.0	7.0	1	7	1	0	0	0	0	1	0	0	0	0	0	0	0	0	0	0	0	W	19-16
12/11	Ravens	S	6	3	3	0.0	0.0	0	0	1	0	0	0	0	0	0	0	0	0	0	0	0	0	0	0	0	L	14-16
12/18	at Panthers	S	3	2	1	1.5	15.0	1	0	2	0	0	0	0	0	0	0	0	0	0	0	0	0	0	0	0	W	24-16
12/24	Raiders	S	7	4	3	2.0	18.0	3	18	2	0	0	0	0	1	0	0	0	0	0	0	0	0	0	0	0	W	13-10
01/01	at Ravens	S	4	1	3	0.0	0.0	0	0	0	0	0	0	0	0	0	0	0	0	0	0	0	0	0	0	0	W	16-13
01/08	Browns	S	8	3	5	2.0	14.5	2	10	4	0	0	0	0	1	0	0	0	0	0	0	0	0	0	0	0	W	28-14
2022 TOTALS		17-17	74	39	35	10.5	72.5	14	58	22	0	0	0	0	4	1	1	0	0	0	0	0	0	0	0	0	9-8	
+ - Overtime																												

2021 GAME-BY-GAME REGULAR-SEASON STATISTICS (STEELERS)

			TACKLES								INTERCEPTIONS				O. FUMB				ST				MISC					
DATE	OPPONENT	P/S	TK	S	A	SK	YDS	TFL	YDS	QBH	NO	YDS	LG	TD	PD	FF	FR	TD	YDS	TK	S	A	FF	FR	S	A	W/L	SCORE
09/12	at Bills	S	4	2	2	1.0	6.0	1	6	1	0	0	0	0	2	1	1	0	0	0	0	0	0	0	0	0	W	23-16
09/19	Raiders	S	7	4	3	0.0	0.0	1	0	0	0	0	0	0	1	0	0	0	0	0	0	0	0	0	0	0	L	17-26
09/26	Bengals	S	5	1	4	0.0	0.0	0	0	0	0	0	0	0	0	0	0	0	0	0	0	0	0	0	0	0	L	10-24
10/03	at Packers	S	8	5	3	0.0	0.0	1	1	1	0	0	0	0	0	0	0	0	0	0	0	0	0	0	0	0	L	17-27
10/10	Broncos	S	3	2	1	0.0	0.0	0	0	0	0	0	0	0	2	0	0	0	0	0	0	0	0	0	0	0	W	27-19
10/17	Seahawks	S	9	6	3	1.0	8.0	2	12	1	0	0	0	0	0	0	0	0	0	0	0	0	0	0	0	0	W	23-20+
10/31	at Browns	S	4	3	1	0.5	2.5	0	0	2	0	0	0	0	0	0	0	0	0	0	0	0	0	0	0	0	W	15-10
11/08	Bears	S	2	2	0	0.0	0.0	0	0	3	1	0	0	0	1	0	0	0	0	0	0	0	0	0	0	0	W	29-27
11/14	Lions	S	5	3	2	2.0	18.0	2	18	2	0	0	0	0	0	0	0	0	0	0	0	0	0	0	0	0	T	16-16
11/21	at Chargers	S	2	2	0	0.0	0.0	0	0	0	0	0	0	0	1	0	0	0	0	0	0	0	0	0	0	0	L	37-41
11/28	at Bengals	S	8	3	5	1.0	6.0	1	6	1	0	0	0	0	0	0	0	0	0	0	0	0	0	0	0	0	L	10-41
12/05	Ravens	S	4	3	1	1.0	3.0	2	5	1	0	0	0	0	0	0	0	0	0	0	0	0	0	0	0	0	W	20-19
12/09	at Vikings	S	6	3	3	0.0	0.0	1	2	0	0	0	0	0	0	0	0	0	0	0	0	0	0	0	0	0	L	28-36
12/19	Titans	S	6	2	4	0.5	5.0	0	0	1	0	0	0	0	0	0	0	0	0	0	0	0	0	0	0	0	W	19-13
12/26	at Chiefs	S	6	3	3	1.0	4.0	1	4	1	0	0	0	0	0	0	0	0	0	0	0	0	0	0	0	0	L	10-36
01/03	Browns	S	4	4	0	1.0	1.0	1	1	2	0	0	0	0	2	0	0	0	0	0	0	0	0	0	0	0	W	26-14
01/09	at Ravens	S	6	5	1	1.0	2.0	2	3	1	0	0	0	0	0	0	0	0	0	0	0	0	0	0	0	0	W	16-13+
2021 TOTALS		17-17	89	53	36	10.0	55.5	15	58	17	1	0	0	0	9	1	1	0	0	0	0	0	0	0	0	0	9-7-1	
+ - Overtime																												

TACKLES	INTERCEPTIONS	O. FUMB
---------	---------------	---------

+ - Overtime

TACKLES	INTERCEPTIONS	O. FUMB
---------	---------------	---------

2010 101

TACKLES	INTERCEPTIONS	O. FUMB
---------	---------------	---------

▲ Overtime

TACKLES	INTERCEPTIONS	O. FUMB
---------	---------------	---------

TACKLES	INTERCEPTIONS	O. FUMB
---------	---------------	---------

TACKLES	INTERCEPTIONS	O. FUMB
---------	---------------	---------

TACKLES	INTERCEPTIONS	O. FUMB
---------	---------------	---------

TACKLES	INTERCEPTIONS	O. FUMB
---------	---------------	---------

2011 GAME-BY-GAME REGULAR-SEASON STATISTICS (STEELERS)

DATE	OPPONENT	P/S	TACKLES							INTERCEPTIONS					O. FUMB			ST			MISC		W/L	SCORE		
			TK	S	A	SK	YDS	TFL	YDS	QBH	NO	YDS	LG	TD	PD	FF	FR	TD	YDS	TK	S	A			FF	FR
09/11	at Ravens	P	1	1	0	0.0	0.0	0	0	0	0	0	0	0	0	0	0	0	0	0	0	0	0	0	L	7-35
09/18	Seahawks	P	0	0	0	0.0	0.0	0	0	0	0	0	0	0	0	0	0	0	0	0	0	0	0	0	W	24-0
09/25	at Colts	P	0	0	0	0.0	0.0	0	0	0	0	0	0	0	0	0	0	0	0	0	0	0	0	0	W	23-20
10/02	at Texans	P	2	2	0	0.0	0.0	0	0	1	0	0	0	0	0	0	0	0	0	0	0	0	0	0	L	10-17
10/09	Titans	P	2	2	0	1.0	8.0	0	0	1	0	0	0	0	1	0	0	0	0	0	0	0	0	0	W	38-17
10/16	Jaguars	P	0	0	0	0.0	0.0	0	0	0	0	0	0	0	0	0	0	0	0	0	0	0	0	0	W	17-13
10/23	at Cardinals	P	0	0	0	0.0	0.0	0	0	0	0	0	0	0	0	0	0	0	0	0	0	0	0	0	W	32-20
10/30	Patriots	P	0	0	0	0.0	0.0	0	0	0	0	0	0	0	0	0	0	0	0	0	0	0	0	0	W	25-17
11/06	Ravens	P	0	0	0	0.0	0.0	0	0	0	0	0	0	0	0	0	0	0	0	0	0	0	0	0	L	20-23
11/13	at Bengals	P	0	0	0	0.0	0.0	0	0	0	0	0	0	0	0	0	0	0	0	0	0	0	0	0	W	24-17
11/27	at Chiefs	P	2	2	0	0.0	0.0	0	0	0	0	0	0	0	0	0	0	0	0	0	0	0	0	0	W	13-9
12/04	Bengals	P	1	0	1	0.0	0.0	0	0	0	0	0	0	0	0	0	0	0	0	0	0	0	0	0	W	35-7
12/08	Browns	P	0	0	0	0.0	0.0	0	0	1	0	0	0	0	0	0	0	0	0	0	0	0	0	0	W	14-3
12/19	at 49ers	P	0	0	0	0.0	0.0	0	0	0	0	0	0	0	1	0	0	0	0	0	0	0	0	0	L	3-20
12/24	Rams	P	3	3	0	0.0	0.0	0	0	0	0	0	0	0	0	0	0	0	0	0	0	0	0	0	W	27-0
01/01	at Browns	P	0	0	0	0.0	0.0	0	0	0	0	0	0	0	0	0	0	0	0	0	0	0	0	0	W	13-9
2011 TOTALS		16-0	11	10	1	1.0	8.0	0	0	3	0	0	0	0	1	1	0	0	0	0	0	0	0	0	12-4	



83

CONNOR HEYWARD
TIGHT END/FULLBACK

HEIGHT: 6-0

WEIGHT: 230

COLLEGE: Michigan State

BORN: January 22, 1999

BIRTHPLACE: Duluth, GA

HOW ACQUIRED: DG 22

NFL EXPERIENCE: R



CONNOR HEYWARD'S NFL REGULAR SEASON RUSHING/RECEIVING STATISTICS

DATE	TEAM	GP	GS	RECEIVING					RUSHING				
				NO.	YDS.	AVG.	LG	TD	NO.	YDS.	AVG.	LG	TD
2022	Steelers	17	0	12	151	12.6	45	1	2	27	13.5	21	0
NFL TOTALS		17	0	12	151	12.6	45	1	2	27	13.5	21	0

CONNOR HEYWARD'S NFL REGULAR SEASON RETURN STATISTICS


		KICKOFF RETURNS					PUNT RETURNS					
DATE	TEAM	RET.	YDS.	AVG.	LG	TD	NO.	FC	YDS.	AVG.	LG	TD
2022	Steelers	0	0	0.0	0	0	0	0	0	0.0	0	0
NFL TOTALS		0	0	0.0	0	0	0	0	0	0.0	0	0

SINGLE-GAME HIGHS: RUSHING/RECEIVING

Longest Runs	21 vs. Las Vegas Raiders, Dec 24, 2022 6 vs. Cleveland Browns, Jan 08, 2023	Longest Receptions	45 vs. Tampa Bay Buccaneers, Oct 16, 2022 27 vs. Cleveland Browns, Jan 08, 2023
Receptions	3 vs. Cleveland Browns, Jan 08, 2023 2 vs. New Orleans Saints, Nov 13, 2022 ...2 more at 2.	All-Purpose Yards	51 vs. Cleveland Browns, Jan 08, 2023 49 vs. Tampa Bay Buccaneers, Oct 16, 2022
Receiving Yards	49 vs. Tampa Bay Buccaneers, Oct 16, 2022 45 vs. Cleveland Browns, Jan 08, 2023	Special Teams Tackles	2 at Philadelphia Eagles, Oct 30, 2022 1 at Baltimore Ravens, Jan 01, 2023 ...6 more at 1.
Receiving Average	15.0 vs. Cleveland Browns, Jan 08, 2023	Most TDs	1 at Atlanta Falcons, Dec 04, 2022

2022 GAME-BY-GAME REGULAR-SEASON STATISTICS (STEELERS)

DATE	OPPONENT	P/S	RECEIVING					RUSHING					W/L	SCORE
			NO.	YDS.	AVG.	LG	TD	NO.	YDS.	AVG.	LG	TD		
09/11	at Bengals	P	0	0	0.0	0	0	0	0	0.0	0	0	W	23-20+
09/18	Patriots	P	0	0	0.0	0	0	0	0	0.0	0	0	L	14-17
09/22	at Browns	P	0	0	0.0	0	0	0	0	0.0	0	0	L	17-29
10/02	Jets	P	0	0	0.0	0	0	0	0	0.0	0	0	L	20-24
10/09	at Bills	P	2	12	6.0	7	0	0	0	0.0	0	0	L	3-38
10/16	Buccaneers	P	2	49	24.5	45	0	0	0	0.0	0	0	W	20-18
10/23	at Dolphins	P	1	6	6.0	6	0	0	0	0.0	0	0	L	10-16
10/30	at Eagles	P	0	0	0.0	0	0	0	0	0.0	0	0	L	13-35
11/13	Saints	P	2	9	4.5	8	0	0	0	0.0	0	0	W	20-10
11/20	Bengals	P	0	0	0.0	0	0	0	0	0.0	0	0	L	30-37
11/28	at Colts	P	0	0	0.0	0	0	0	0	0.0	0	0	W	24-17
12/04	at Falcons	P	1	17	17.0	17t	1	0	0	0.0	0	0	W	19-16
12/11	Ravens	P	1	13	13.0	13	0	0	0	0.0	0	0	L	14-16
12/18	at Panthers	P	0	0	0.0	0	0	0	0	0.0	0	0	W	24-16
12/24	Raiders	P	0	0	0.0	0	0	1	21	21.0	21	0	W	13-10
01/01	at Ravens	P	0	0	0.0	0	0	0	0	0.0	0	0	W	16-13
01/08	Browns	P	3	45	15.0	27	0	1	6	6.0	6	0	W	28-14
2022 TOTALS		17-0	12	151	12.6	45	1	2	27	13.5	21	0	9-8	
+ - Overtime														




58

ALEX HIGHSMITH
LINEBACKER

HEIGHT: 6-4
WEIGHT: 242
COLLEGE: Charlotte
BORN: August 7, 1997

BIRTHPLACE: Wilmington, NC
HOW ACQUIRED: 03/20
NFL EXPERIENCE: 3rd year



COMMUNITY

Foundation supports development in physical and family involvement, athletic participation, academic support, social/emotional support, and family involvement

Has hosted youth football camps during the past two off-season's

Donated backpacks and school supplies to Clairton Elementary school last season.

Serves on the Steelers Social Justice Committee and led one of the Social Justice Film Series nights.

ALEX HIGHSMITH'S NFL REGULAR SEASON DEFENSIVE STATISTICS

DATE	TEAM	GP	GS	TK	S	TACKLES				YDS	QBH	INTERCEPTIONS				O. FUMB				ST				MISC			
						A	TFL	YDS	SK			NO	YDS	LG	TD	PD	FF	FR	TD	YDS	TK	S	A	FF	FR	S	A
2020	Steelers	16	5	42	26	16	5	22	2.0	16.0	6	1	2	2	0	1	0	0	0	6	4	2	0	0	0	0	
2021	Steelers	16	16	74	46	28	15	54	6.0	35.5	15	0	0	0	0	1	0	0	0	0	0	0	0	0	0		
2022	Steelers	17	17	63	38	25	12	91	14.5	118.0	20	0	0	0	0	1	5	0	0	0	0	0	0	0	0		
NFL TOTALS		49	38	179	110	69	32	167	22.5	169.5	41	1	2	2	0	2	6	0	0	6	4	2	0	0	0	0	

ALEX HIGHSMITH'S NFL POSTSEASON DEFENSIVE STATISTICS

		TACKLES										INTERCEPTIONS					O. FUMB				ST				MISC		
DATE	TEAM	GP	GS	TK	S	A	TFL	YDS	SK	YDS	QBH	NO	YDS	LG	TD	PD	FF	FR	TD	YDS	TK	S	A	FF	FR	S	A
2020	Steelers	1	1	2	1	1	0	0	0.0	0.0	0	0	0	0	0	0	0	0	0	0	0	0	0	0	0	0	0
2021	Steelers	1	1	3	2	1	1	10	1.0	10.0	1	0	0	0	0	0	0	0	0	0	0	0	0	0	0	0	0
NFL TOTALS		2	2	5	3	2	1	10	1.0	10.0	1	0	0	0	0	0	0	0	0	0	0	0	0	0	0	0	0

SINGLE-GAME HIGHS: DEFENSIVE

Total Tackles	11 vs. Detroit Lions, Nov 14, 2021 9 at Cincinnati Bengals, Sep 11, 2022 ...1 more at 9.	Tackles For Loss	3 vs. Cleveland Browns, Jan 03, 2022 2 vs. Cleveland Browns, Jan 08, 2023 ...6 more at 2.
Solo Tackles	8 vs. Detroit Lions, Nov 14, 2021 7 vs. Cleveland Browns, Jan 03, 2022	Interceptions	1 at Baltimore Ravens, Nov 01, 2020
Sacks	3.0 at Cincinnati Bengals, Sep 11, 2022 2.5 vs. Cleveland Browns, Jan 08, 2023	Interception Return Yards	2 at Baltimore Ravens, Nov 01, 2020
Passes Defensed	1 at Baltimore Ravens, Nov 01, 2020	Special Teams Tackles	3 vs. Cleveland Browns, Oct 18, 2020 1 vs. Indianapolis Colts, Dec 27, 2020 ...2 more at 1.
Forced Fumbles	1 at Carolina Panthers, Dec 18, 2022 1 at Indianapolis Colts, Nov 28, 2022 ...4 more at 1.		

SINGLE-GAME HIGHS - POSTSEASON: DEFENSIVE

Total Tackles	3 at Kansas City Chiefs, Jan 16, 2022 2 vs. Cleveland Browns, Jan 10, 2021	Sacks	1.0 at Kansas City Chiefs, Jan 16, 2022
Solo Tackles	2 at Kansas City Chiefs, Jan 16, 2022 1 vs. Cleveland Browns, Jan 10, 2021	Tackles For Loss	1 at Kansas City Chiefs, Jan 16, 2022

2022 GAME-BY-GAME REGULAR-SEASON STATISTICS (STEELERS)


DATE	OPPONENT	P/S	TACKLES					YDS	QBH	INTERCEPTIONS				O. FUMB				ST				MISC.				W/L	SCORE
			TK	S	A	SK	TFL			NO	YDS	LG	TD	PD	FF	FR	TD	YDS	TK	S	A	FF	FR	S	A		
09/11	at Bengals	S	9	6	3	3.0	23.0	2	14	4	0	0	0	0	1	0	0	0	0	0	0	0	0	0	0	W	23-20+
09/18	Patriots	S	3	2	1	0.0	0.0	0	0	1	0	0	0	0	0	0	0	0	0	0	0	0	0	0	0	L	14-17
09/22	at Browns	S	8	6	2	1.5	11.0	2	12	2	0	0	0	0	0	0	0	0	0	0	0	0	0	0	0	L	17-29
10/02	Jets	S	4	1	3	1.0	4.0	1	4	1	0	0	0	0	0	0	0	0	0	0	0	0	0	0	0	L	20-24
10/09	at Bills	S	1	1	0	0.0	0.0	1	4	0	0	0	0	0	0	0	0	0	0	0	0	0	0	0	0	L	3-38
10/16	Buccaneers	S	1	1	0	1.0	9.0	0	0	1	0	0	0	0	1	1	0	0	0	0	0	0	0	0	0	W	20-18
10/23	at Dolphins	S	1	0	1	0.0	0.0	0	0	0	0	0	0	0	0	0	0	0	0	0	0	0	0	0	0	L	10-16
10/30	at Eagles	S	4	2	2	0.0	0.0	1	10	0	0	0	0	0	0	0	0	0	0	0	0	0	0	0	0	L	13-35
11/13	Saints	S	5	3	2	2.0	17.0	1	8	1	0	0	0	0	1	0	0	0	0	0	0	0	0	0	0	W	20-10
11/20	Bengals	S	1	0	1	0.5	3.0	0	0	3	0	0	0	0	0	0	0	0	0	0	0	0	0	0	0	L	30-37
11/28	at Colts	S	6	4	2	1.0	7.0	0	0	2	0	0	0	0	1	0	0	0	0	0	0	0	0	0	0	W	24-17
12/04	at Falcons	S	1	1	0	0.0	0.0	0	0	0	0	0	0	0	0	0	0	0	0	0	0	0	0	0	0	W	19-16
12/11	Ravens	S	3	1	2	0.0	0.0	0	0	0	0	0	0	0	0	0	0	0	0	0	0	0	0	0	0	L	14-16
12/18	at Panthers	S	4	3	1	1.0	8.0	1	8	1	0	0	0	0	1	0	0	0	0	0	0	0	0	0	0	W	24-16
12/24	Raiders	S	1	1	0	1.0	13.0	1	13	1	0	0	0	0	0	0	0	0	0	0	0	0	0	0	0	W	13-10
01/01	at Ravens	S	3	0	3	0.0	0.0	0	0	0	0	0	0	0	0	0	0	0	0	0	0	0	0	0	0	W	16-13
01/08	Browns	S	8	6	2	2.5	23.0	2	18	3	0	0	0	0	0	0	0	0	0	0	0	0	0	0	0	W	28-14
2022 TOTALS		17-17	63	38	25	14.5	118.0	12	91	20	0	0	0	0	1	5	0	0	0	0	0	0	0	0	0	9-8	
+ - Overtime																											

2021 GAME-BY-GAME REGULAR-SEASON STATISTICS (STEELERS)

DATE	OPPONENT	P/S	TACKLES							INTERCEPTIONS				O. FUMB				ST				MISC		W/L	SCORE		
			TK	S	A	SK	YDS	TFL	YDS	QBH	NO	YDS	LG	TD	PD	FF	FR	TD	YDS	TK	S	A	FF			FR	S
09/12	at Bills	S	4	3	1	0.0	0.0	0	0	0	0	0	0	0	0	0	0	0	0	0	0	0	0	0	0	W	23-16
09/19	Raiders	S	4	3	1	0.0	0.0	1	4	0	0	0	0	0	0	0	0	0	0	0	0	0	0	0	0	L	17-26
09/26	Bengals									ON INACTIVE LIST																L	10-24
10/03	at Packers	S	5	2	3	0.0	0.0	0	0	0	0	0	0	0	0	0	0	0	0	0	0	0	0	0	0	L	17-27
10/10	Broncos	S	1	1	0	0.0	0.0	0	0	0	0	0	0	0	0	0	0	0	0	0	0	0	0	0	0	W	27-19
10/17	Seahawks	S	7	2	5	1.5	15.5	2	9	4	0	0	0	0	0	0	0	0	0	0	0	0	0	0	0	W	23-20+
10/31	at Browns	S	4	1	3	0.0	0.0	1	1	0	0	0	0	0	0	0	0	0	0	0	0	0	0	0	0	W	15-10
11/08	Bears	S	3	0	3	0.0	0.0	0	0	2	0	0	0	0	0	0	0	0	0	0	0	0	0	0	0	W	29-27
11/14	Lions	S	11	8	3	0.0	0.0	2	9	1	0	0	0	0	0	0	0	0	0	0	0	0	0	0	0	T	16-16
11/21	at Chargers	S	6	3	3	1.5	6.0	1	4	3	0	0	0	0	0	0	0	0	0	0	0	0	0	0	0	L	37-41
11/28	at Bengals	S	5	3	2	0.0	0.0	2	8	0	0	0	0	0	0	0	0	0	0	0	0	0	0	0	0	L	10-41
12/05	Ravens	S	3	3	0	0.0	0.0	2	3	0	0	0	0	0	0	0	0	0	0	0	0	0	0	0	0	W	20-19
12/09	at Vikings	S	1	1	0	0.0	0.0	1	0	0	0	0	0	0	0	0	0	0	0	0	0	0	0	0	0	L	28-36
12/19	Titans	S	4	4	0	0.0	0.0	0	0	1	0	0	0	0	0	0	0	0	0	0	0	0	0	0	0	W	19-13
12/26	at Chiefs	S	5	2	3	1.0	0.0	0	0	1	0	0	0	0	0	1	0	0	0	0	0	0	0	0	0	L	10-36
01/03	Browns	S	7	7	0	2.0	14.0	3	16	2	0	0	0	0	0	0	0	0	0	0	0	0	0	0	0	W	26-14
01/09	at Ravens	S	4	3	1	0.0	0.0	0	0	1	0	0	0	0	0	0	0	0	0	0	0	0	0	0	0	W	16-13+
2021 TOTALS		16-16	74	46	28	6.0	35.5	15	54	15	0	0	0	0	0	1	0	0	0	0	0	0	0	0	0	9-7-1	
+ - Overtime																											

2020 GAME-BY-GAME REGULAR-SEASON STATISTICS (STEELERS)

DATE	OPPONENT	P/S	TACKLES							INTERCEPTIONS					O. FUMB			ST				MISC		W/L	SCORE	
			TK	S	A	SK	YDS	TFL	YDS	QBH	NO	YDS	LG	TD	PD	FF	FR	TD	YDS	TK	S	A	FF			FR
09/14	at Giants	P	1	1	0	0.0	0.0	0	0	0	0	0	0	0	0	0	0	0	0	0	0	0	0	0	W	26-16
09/20	Broncos	P	0	0	0	0.0	0.0	0	0	0	0	0	0	0	0	0	0	0	0	0	0	0	0	0	W	26-21
09/27	Texans	P	1	1	0	0.0	0.0	1	1	0	0	0	0	0	0	0	0	0	0	0	0	0	0	0	W	28-21
10/11	Eagles	P	1	1	0	0.0	0.0	0	0	0	0	0	0	0	0	0	0	0	0	0	0	0	0	0	W	38-29
10/18	Browns	P	0	0	0	0.0	0.0	0	0	0	0	0	0	0	0	0	0	0	3	2	1	0	0	0	W	38-7
10/25	at Titans	P	4	3	1	0.0	0.0	0	0	0	0	0	0	0	0	0	0	0	0	0	0	0	0	0	W	27-24
11/01	at Ravens	P	2	0	2	0.0	0.0	0	0	0	1	2	2	0	1	0	0	0	0	0	0	0	0	0	W	28-24
11/08	at Cowboys	P	2	2	0	1.0	6.0	1	6	1	0	0	0	0	0	0	0	0	1	1	0	0	0	0	W	24-19
11/15	Bengals	P	1	1	0	0.0	0.0	1	1	0	0	0	0	0	0	0	0	0	0	0	0	0	0	0	W	36-10
11/22	at Jaguars	P	2	2	0	0.0	0.0	0	0	0	0	0	0	0	0	0	0	0	0	0	0	0	0	0	W	27-3
12/02	Ravens	P	1	0	1	0.0	0.0	0	0	0	0	0	0	0	0	0	0	0	1	0	1	0	0	0	W	19-14
12/07	Football Team	S	5	2	3	0.0	0.0	0	0	0	0	0	0	0	0	0	0	0	0	0	0	0	0	0	L	17-23
12/13	at Bills	S	1	1	0	0.0	0.0	1	4	1	0	0	0	0	0	0	0	0	0	0	0	0	0	0	L	15-26
12/21	at Bengals	S	5	3	2	0.0	0.0	0	0	1	0	0	0	0	0	0	0	0	0	0	0	0	0	0	L	17-27
12/27	Colts	S	7	3	4	0.0	0.0	0	0	2	0	0	0	0	0	0	0	0	1	1	0	0	0	0	W	28-24
01/03	at Browns	S	9	6	3	1.0	10.0	1	10	1	0	0	0	0	0	0	0	0	0	0	0	0	0	0	L	22-24
2020 TOTALS			16-5	42	26	16	2.0	16.0	5	22	6	1	2	2	0	1	0	0	0	6	4	2	0	0	0	12-4




51

MYLES JACK
LINEBACKER

HEIGHT: 6-1
WEIGHT: 255
COLLEGE: UCLA
BORN: September 3, 1995

BIRTHPLACE: Scottsdale, AZ
HOW ACQUIRED: FA '22
NFL EXPERIENCE: 7th year



MYLES JACK'S NFL REGULAR SEASON DEFENSIVE STATISTICS

DATE	TEAM	GP	GS	TK	S	TACKLES					INTERCEPTIONS					O. FUMB					ST				MISC	
						A	TFL	YDS	SK	YDS	QBH	NO	YDS	LG	TD	PD	FF	FR	TD	YDS	TK	S	A	FF	FR	S
2016	Jaguars	16	10	22	16	6	1	1	0.5	0.0	2	0	0	0	2	0	0	0	0	2	2	0	0	0	0	
2017	Jaguars	16	16	90	66	24	5	11	2.0	11.5	5	0	0	0	3	0	1	1	81	0	0	0	0	0	0	
2018	Jaguars	16	16	107	75	32	1	11	2.5	15.0	4	1	32	32t	1	1	1	0	0	0	0	0	0	0	0	
2019	Jaguars	11	11	66	42	24	3	13	0.5	4.0	2	1	14	14	0	4	0	0	0	0	0	0	0	0	0	
2020	Jaguars	14	14	118	72	46	6	11	1.0	6.0	2	1	0	0	0	5	1	2	0	16	0	0	0	0	0	
2021	Jaguars	16	16	108	62	46	3	5	0.0	0.0	2	0	0	0	0	0	0	0	0	0	0	0	0	0	0	
2022	Steelers	15	13	104	61	43	3	5	0.0	0.0	1	0	0	0	3	0	0	0	0	0	0	0	0	0	0	
NFL TOTALS		104	96	615	394	221	22	57	6.5	36.5	18	3	46	32T	1	18	2	4	1	97	2	2	0	0	0	0

MYLES JACK'S NFL POSTSEASON DEFENSIVE STATISTICS

DATE	TEAM	GP	GS	TK	S	TACKLES					QBH	INTERCEPTIONS				O. FUMB				ST				MISC	
						A	TFL	YDS	SK	YDS		NO	YDS	LG	TD	PD	FF	FR	TD	YDS	TK	S	A	FF	FR
2017	Jaguars	3	3	19	16	3	2	8	1.0	7.0	2	1	0	0	0	3	1	1	0	0	0	0	0	0	0
NFL TOTALS		3	3	19	16	3	2	8	1.0	7.0	2	1	0	0	0	3	1	1	0	0	0	0	0	0	0

SINGLE-GAME HIGHS: DEFENSIVE

Total Tackles	14 at Houston Texans, Sep 10, 2017 13 vs. New England Patriots, Sep 18, 2022 ...1 more at 13.	Tackles For Loss	1 vs. New England Patriots, Sep 18, 2022 1 at Cincinnati Bengals, Sep 11, 2022 ...19 more at 1.
Solo Tackles	8 vs. Indianapolis Colts, Sep 13, 2020 8 at Tennessee Titans, Dec 06, 2018 ...3 more at 8.	Interceptions	1 at Cincinnati Bengals, Oct 04, 2020 1 at Cincinnati Bengals, Oct 20, 2019 ...1 more at 1.
Sacks	1.0 vs. Indianapolis Colts, Sep 13, 2020 1.0 at Tennessee Titans, Dec 06, 2018 ...3 more at 1.0.	Interception Return Yards	32 at New York Giants, Sep 09, 2018 14 at Cincinnati Bengals, Oct 20, 2019
Passes Defensed	2 at Cincinnati Bengals, Oct 20, 2019 2 at Carolina Panthers, Oct 06, 2019	Special Teams Tackles	1 vs. Houston Texans, Nov 13, 2016 1 at Chicago Bears, Oct 16, 2016
Forced Fumbles	1 vs. Houston Texans, Nov 08, 2020 1 at Buffalo Bills, Nov 25, 2018	Longest Opponent's Fumble Return	81 at New York Jets, Oct 01, 2017 16 at Green Bay Packers, Nov 15, 2020
Fumble Recoveries	1 at Minnesota Vikings, Dec 06, 2020 1 at Green Bay Packers, Nov 15, 2020 ...2 more at 1.		

SINGLE-GAME HIGHS - POSTSEASON: DEFENSIVE

Total Tackles	7 at New England Patriots, Jan 21, 2018 6 at Pittsburgh Steelers, Jan 14, 2018 6 vs. Buffalo Bills, Jan 07, 2018	Forced Fumbles	1 at New England Patriots, Jan 21, 2018
Solo Tackles	6 at New England Patriots, Jan 21, 2018 5 at Pittsburgh Steelers, Jan 14, 2018 5 vs. Buffalo Bills, Jan 07, 2018	Fumble Recoveries	1 at New England Patriots, Jan 21, 2018
Sacks	1.0 vs. Buffalo Bills, Jan 07, 2018	Tackles For Loss	1 at Pittsburgh Steelers, Jan 14, 2018 1 vs. Buffalo Bills, Jan 07, 2018
Passes Defensed	2 vs. Buffalo Bills, Jan 07, 2018 1 at Pittsburgh Steelers, Jan 14, 2018	Interceptions	1 at Pittsburgh Steelers, Jan 14, 2018

[illegible][illegible][illegible][illegible]

2018 GAME-BY-GAME REGULAR-SEASON STATISTICS (JAGUARS)

DATE	OPPONENT	P/S	TACKLES							INTERCEPTIONS				O. FUMB				ST				MISC		W/L	SCORE		
			TK	S	A	SK	YDS	TFL	YDS	QBH	NO	YDS	LG	TD	PD	FF	FR	TD	YDS	TK	S	A	FF			FR	S
09/09	at Giants	S	10	7	3	0.0	0.0	0	0	0	1	32	32	1	1	0	0	0	0	0	0	0	0	0	0	W	20-15
09/16	Patriots	S	8	7	1	0.0	0.0	0	0	0	0	0	0	0	0	0	0	0	0	0	0	0	0	0	W	31-20	
09/23	Titans	S	3	2	1	0.0	0.0	0	0	0	0	0	0	0	0	0	0	0	0	0	0	0	0	0	L	6-9	
09/30	Jets	S	5	4	1	0.0	0.0	0	0	0	0	0	0	0	0	0	0	0	0	0	0	0	0	0	W	31-12	
10/07	at Chiefs	S	10	5	5	0.0	0.0	0	0	0	0	0	0	0	0	0	0	0	0	0	0	0	0	0	L	14-30	
10/14	at Cowboys	S	5	3	2	0.0	0.0	0	0	0	0	0	0	0	0	0	0	0	0	0	0	0	0	0	L	7-40	
10/21	Texans	S	6	5	1	0.0	0.0	0	0	0	0	0	0	0	0	0	0	0	0	0	0	0	0	0	L	7-20	
10/28	Eagles	S	5	2	3	1.0	11.0	1	11	1	0	0	0	0	0	0	0	0	0	0	0	0	0	0	L	18-24	
11/11	at Colts	S	3	3	0	0.0	0.0	0	0	0	0	0	0	0	0	0	0	0	0	0	0	0	0	0	L	26-29	
11/18	Steelers	S	1	1	0	0.0	0.0	0	0	0	0	0	0	0	0	0	0	0	0	0	0	0	0	0	L	16-20	
11/25	at Bills	S	4	3	1	0.0	0.0	0	0	1	0	0	0	0	0	1	0	0	0	0	0	0	0	0	L	21-24	
12/02	Colts	S	10	7	3	0.0	0.0	0	0	0	0	0	0	0	0	1	0	0	0	0	0	0	0	0	W	6-0	
12/06	at Titans	S	13	8	5	1.0	0.0	0	0	1	0	0	0	0	0	0	0	0	0	0	0	0	0	0	L	9-30	
12/16	Redskins	S	6	5	1	0.0	0.0	0	0	0	0	0	0	0	0	0	0	0	0	0	0	0	0	0	L	13-16	
12/23	at Dolphins	S	8	7	1	0.0	0.0	0	0	0	0	0	0	0	0	0	0	0	0	0	0	0	0	0	W	17-7	
12/30	at Texans	S	10	6	4	0.5	4.0	0	0	1	0	0	0	0	0	0	0	0	0	0	0	0	0	0	L	3-20	
2018 TOTALS			16-16	107	75	32	2.5	15.0	1	11	4	1	32	32	1	1	1	1	0	0	0	0	0	0	0	5-11	

2017 GAME-BY-GAME REGULAR-SEASON STATISTICS (JAGUARS)

DATE	OPPONENT	P/S	TACKLES							INTERCEPTIONS				O. FUMB				ST				MISC		W/L	SCORE			
			TK	S	A	SK	YDS	TFL	YDS	QBH	NO	YDS	LG	TD	PD	FF	FR	TD	YDS	TK	S	A	FF			FR	S	A
09/10	at Texans	S	14	8	6	0.0	0.0	1	1	0	0	0	0	0	0	0	0	0	0	0	0	0	0	0	0	W	29-7	
09/17	Titans	S	6	5	1	1.0	4.0	1	4	1	0	0	0	0	0	0	0	0	0	0	0	0	0	0	0	L	16-37	
09/24	Ravens	S	4	4	0	0.0	0.0	0	0	0	0	0	0	0	0	0	0	0	0	0	0	0	0	0	0	W	44-7	
10/01	at Jets	S	9	8	1	0.0	0.0	1	4	1	0	0	0	0	0	0	1	1	81	0	0	0	0	0	0	0	L	20-23+
10/08	at Steelers	S	9	5	4	0.0	0.0	0	0	0	0	0	0	0	0	0	0	0	0	0	0	0	0	0	0	W	30-9	
10/15	Rams	S	6	5	1	0.0	0.0	1	1	0	0	0	0	0	0	0	0	0	0	0	0	0	0	0	0	L	17-27	
10/22	at Colts	S	8	4	4	1.0	7.5	0	0	2	0	0	0	0	1	0	0	0	0	0	0	0	0	0	0	W	27-0	
11/05	Bengals	S	1	1	0	0.0	0.0	0	0	0	0	0	0	0	0	0	0	0	0	0	0	0	0	0	0	W	23-7	
11/12	Chargers	S	9	8	1	0.0	0.0	1	1	0	0	0	0	0	0	0	0	0	0	0	0	0	0	0	0	W	20-17+	
11/19	at Browns	S	2	1	1	0.0	0.0	0	0	0	0	0	0	0	1	0	0	0	0	0	0	0	0	0	0	W	19-7	
11/26	at Cardinals	S	3	3	0	0.0	0.0	0	0	0	0	0	0	0	0	0	0	0	0	0	0	0	0	0	0	L	24-27	
12/03	Colts	S	5	3	2	0.0	0.0	0	0	0	0	0	0	0	0	0	0	0	0	0	0	0	0	0	0	W	30-10	
12/10	Seahawks	S	6	5	1	0.0	0.0	0	0	0	0	0	0	0	0	0	0	0	0	0	0	0	0	0	0	W	30-24	
12/17	Texans	S	2	1	1	0.0	0.0	0	0	0	0	0	0	0	1	0	0	0	0	0	0	0	0	0	0	W	45-7	
12/24	at 49ers	S	3	3	0	0.0	0.0	0	0	0	0	0	0	0	0	0	0	0	0	0	0	0	0	0	0	L	33-44	
12/31	at Titans	S	3	2	1	0.0	0.0	0	0	1	0	0	0	0	0	0	0	0	0	0	0	0	0	0	0	L	10-15	
2017 TOTALS			16-16	90	66	24	2.0	11.5	5	11	5	0	0	0	0	3	0	1	1	81	0	0	0	0	0	0	10-6	

+ - Overtime

2016 GAME-BY-GAME REGULAR-SEASON STATISTICS (JAGUARS)

DATE	OPPONENT	P/S	TACKLES							INTERCEPTIONS				O. FUMB				ST				MISC		W/L	SCORE	
			TK	S	A	SK	YDS	TFL	YDS	QBH	NO	YDS	LG	TD	PD	FF	FR	TD	YDS	TK	S	A	FF			FR
09/11	Packers	P	0	0	0	0.0	0.0	0	0	0	0	0	0	0	0	0	0	0	0	0	0	0	0	0	L	23-27
09/18	at Chargers	P	2	2	0	0.0	0.0	0	0	0	0	0	0	0	0	0	0	0	0	0	0	0	0	0	L	14-38
09/25	Ravens	P	0	0	0	0.0	0.0	0	0	0	0	0	0	0	0	0	0	0	0	0	0	0	0	0	L	17-19
10/02	Colts	S	4	3	1	0.0	0.0	0	0	0	0	0	0	1	0	0	0	0	0	0	0	0	0	0	W	30-27
10/16	at Bears	S	1	1	0	0.0	0.0	0	0	0	0	0	0	0	0	0	0	0	1	1	0	0	0	0	W	17-16
10/23	Raiders	S	1	1	0	0.0	0.0	0	0	0	0	0	0	0	0	0	0	0	0	0	0	0	0	0	L	16-33
10/27	at Titans	S	0	0	0	0.0	0.0	0	0	0	0	0	0	0	0	0	0	0	0	0	0	0	0	0	L	22-36
11/06	at Chiefs	S	1	1	0	0.0	0.0	0	0	0	0	0	0	0	0	0	0	0	0	0	0	0	0	0	L	14-19
11/13	Texans	S	2	2	0	0.0	0.0	0	0	1	0	0	0	0	0	0	0	0	1	1	0	0	0	0	L	21-24
11/20	at Lions	P	3	2	1	0.0	0.0	1	1	0	0	0	0	0	0	0	0	0	0	0	0	0	0	0	L	19-26
11/27	at Bills	S	5	2	3	0.5	0.0	0	0	1	0	0	0	0	0	0	0	0	0	0	0	0	0	0	L	21-28
12/04	Broncos	S	1	1	0	0.0	0.0	0	0	0	0	0	0	0	0	0	0	0	0	0	0	0	0	0	L	10-20
12/11	Vikings	P	1	0	1	0.0	0.0	0	0	0	0	0	0	0	0	0	0	0	0	0	0	0	0	0	L	16-25
12/18	at Texans	P	1	1	0	0.0	0.0	0	0	0	0	0	0	0	0	0	0	0	0	0	0	0	0	0	L	20-21
12/24	Titans	S	0	0	0	0.0	0.0	0	0	0	0	0	0	0	0	0	0	0	0	0	0	0	0	0	W	38-17
01/01	at Colts	S	0	0	0	0.0	0.0	0	0	0	0	0	0	0	1	0	0	0	0	0	0	0	0	0	L	20-24
2016 TOTALS			16-10	22	16	6	0.5	0.0	1	1	2	0	0	0	0	2	0	0	0	2	2	0	0	0	0	3-13



18

DIONTAE JOHNSON
WIDE RECEIVER

HEIGHT: 5-10
WEIGHT: 183
COLLEGE: Toledo
BORN: July 5, 1996

BIRTHPLACE: Ruskin, FL
HOW ACQUIRED: D3a '19
NFL EXPERIENCE: 4th year

DIONTAE JOHNSON'S NFL REGULAR SEASON RUSHING/RECEIVING STATISTICS

DATE	TEAM	GP	GS	RECEIVING					RUSHING				
				NO.	YDS.	AVG.	LG	TD	NO.	YDS.	AVG.	LG	TD
2019	Steelers	16	12	59	680	11.5	45t	5	4	41	10.3	17	0
2020	Steelers	15	13	88	923	10.5	47	7	3	15	5.0	9	0
2021	Steelers	16	14	107	1,161	10.9	50t	8	5	53	10.6	25	0
2022	Steelers	17	17	86	882	10.3	37	0	7	25	3.6	8	0
NFL TOTALS		64	56	340	3,646	10.7	50T	20	19	134	7.1	25	0

DIONTAE JOHNSON'S NFL POSTSEASON RUSHING/RECEIVING STATISTICS

DATE	TEAM	GP	GS	RECEIVING					RUSHING				
				NO.	YDS.	AVG.	LG	TD	NO.	YDS.	AVG.	LG	TD
2020	Steelers	1	1	11	117	10.6	19	0	0	0	0.0	0	0
2021	Steelers	1	1	5	34	6.8	13t	1	0	0	0.0	0	0
NFL TOTALS		2	2	16	151	9.4	19	1	0	0	0.0	0	0

DIONTAE JOHNSON'S NFL REGULAR SEASON RETURN STATISTICS

DATE	TEAM	RET.	KICKOFF RETURNS					PUNT RETURNS				
			YDS.	AVG.	LG	TD	NO.	FC	YDS.	AVG.	LG	TD
2019	Steelers	0	0	0.0	0	0	20	7	248	12.4	85t	1
2020	Steelers	1	24	24.0	24	0	8	2	58	7.3	18	0
2021	Steelers	0	0	0.0	0	0	0	0	0	0.0	0	0
2022	Steelers	0	0	0.0	0	0	0	0	0	0.0	0	0
NFL TOTALS		1	24	24.0	24	0	28	9	306	10.9	85T	1

DIONTAE JOHNSON'S NFL POSTSEASON RETURN STATISTICS

DATE	TEAM	RET.	KICKOFF RETURNS					PUNT RETURNS				
			YDS.	AVG.	LG	TD	NO.	FC	YDS.	AVG.	LG	TD
2020	Steelers	0	0	0.0	0	0	0	0	0	0.0	0	0
2021	Steelers	0	0	0.0	0	0	0	0	0	0.0	0	0
NFL TOTALS		0	0	0.0	0	0	0	0	0	0.0	0	0

SINGLE-GAME HIGHS: RUSHING/RECEIVING

Rush Attempts	2 vs. Tampa Bay Buccaneers, Oct 16, 2022 2 vs. New York Jets, Oct 02, 2022 ...1 more at 2.	Longest Kickoff Return	24 vs. Denver Broncos, Sep 20, 2020
Rushing Yards	25 vs. Seattle Seahawks, Oct 17, 2021 17 vs. Cleveland Browns, Dec 01, 2019	Fair Catches	3 vs. Buffalo Bills, Dec 15, 2019
Longest Runs	25 vs. Seattle Seahawks, Oct 17, 2021 17 vs. Cleveland Browns, Dec 01, 2019	Punt Return Yards	2 at Cincinnati Bengals, Nov 24, 2019 86 at Arizona Cardinals, Dec 08, 2019 40 at New York Jets, Dec 22, 2019
Receptions	12 at Jacksonville Jaguars, Nov 22, 2020 10 at Carolina Panthers, Dec 18, 2022	Longest Punt Return	85t at Arizona Cardinals, Dec 08, 2019 18 vs. Denver Broncos, Sep 20, 2020
Receiving Yards	116 vs. Cincinnati Bengals, Nov 15, 2020 111 at Jacksonville Jaguars, Nov 22, 2020	Punt Returns	4 at Cincinnati Bengals, Nov 24, 2019 3 at New York Giants, Sep 14, 2020 ...2 more at 3.
Receiving Average	32.0 at Cleveland Browns, Jan 03, 2021 19.3 vs. Cincinnati Bengals, Nov 15, 2020	Punt Return TDs	1 at Arizona Cardinals, Dec 08, 2019
Longest Receptions	50 at Cleveland Browns, Oct 31, 2021 50t vs. Denver Broncos, Oct 10, 2021	Punt Return Average	13.3 at New York Jets, Dec 22, 2019 7.3 vs. Los Angeles Rams, Nov 10, 2019
Receiving TDs	2 vs. Baltimore Ravens, Dec 05, 2021 2 at Tennessee Titans, Oct 25, 2020	Most TDs	2 vs. Baltimore Ravens, Dec 05, 2021 2 at Tennessee Titans, Oct 25, 2020 ...1 more at 2.
All-Purpose Yards	162 at Arizona Cardinals, Dec 08, 2019 141 vs. Denver Broncos, Sep 20, 2020	Miscellaneous Tackles	1 at Green Bay Packers, Oct 03, 2021 1 at Cincinnati Bengals, Dec 21, 2020 ...2 more at 1.
Kickoff Returns	1 vs. Denver Broncos, Sep 20, 2020	Longest Own Fumble Return	4 vs. Indianapolis Colts, Dec 27, 2020
Kickoff Return Yards	24 vs. Denver Broncos, Sep 20, 2020		

SINGLE-GAME HIGHS - POSTSEASON: RECEIVING

Receptions	11 vs. Cleveland Browns, Jan 10, 2021	Receiving TDs	1 at Kansas City Chiefs, Jan 16, 2022
	5 at Kansas City Chiefs, Jan 16, 2022	All-Purpose Yards	117 vs. Cleveland Browns, Jan 10, 2021
Receiving Yards	117 vs. Cleveland Browns, Jan 10, 2021		34 at Kansas City Chiefs, Jan 16, 2022
	34 at Kansas City Chiefs, Jan 16, 2022	Most TDs	1 at Kansas City Chiefs, Jan 16, 2022
Receiving Average	10.6 vs. Cleveland Browns, Jan 10, 2021		
	6.8 at Kansas City Chiefs, Jan 16, 2022		
Longest Receptions	19 vs. Cleveland Browns, Jan 10, 2021		
	15 vs. Cleveland Browns, Jan 10, 2021		
	15 vs. Cleveland Browns, Jan 10, 2021		
	15 vs. Cleveland Browns, Jan 10, 2021		
	13t at Kansas City Chiefs, Jan 16, 2022		

100-YARD RECEIVING GAMES (5): REGULAR SEASON

DATE	TEAM	NO.	YDS.	AVG.	LG	TD
11/15/20	BENGALS	6	116	19.3	46	1
11/22/20	at Jaguars	12	111	9.3	23	0
09/19/21	RAIDERS	9	105	11.7	41	0
11/21/21	at Chargers	7	101	14.4	32	1
12/05/21	RAVENS	8	105	13.1	29t	2

100-YARD RECEIVING GAMES (1): POSTSEASON

DATE	TEAM	NO.	YDS.	AVG.	LG	TD
01/10/21	BROWNS	11	117	10.6	19	0

2022 GAME-BY-GAME REGULAR-SEASON STATISTICS (STEELERS)

		RECEIVING						RUSHING							
DATE	OPPONENT	P/S	NO.	YDS.	AVG.	LG	TD	NO.	YDS.	AVG.	LG	TD	W/L	SCORE	
09/11	at Bengals	S	7	55	7.9	25	0	0	0	0.0	0	0	W	23-20+	
09/18	Patriots	S	6	57	9.5	17	0	0	0	0.0	0	0	L	14-17	
09/22	at Browns	S	8	84	10.5	16	0	0	0	0.0	0	0	L	17-29	
10/02	Jets	S	2	11	5.5	6	0	2	11	5.5	8	0	L	20-24	
10/09	at Bills	S	5	60	12.0	23	0	0	0	0.0	0	0	L	3-38	
10/16	Buccaneers	S	5	28	5.6	9	0	2	8	4.0	5	0	W	20-18	
10/23	at Dolphins	S	5	42	8.4	14	0	1	3	3.0	3	0	L	10-16	
10/30	at Eagles	S	5	35	7.0	14	0	0	0	0.0	0	0	L	13-35	
11/13	Saints	S	4	63	15.8	36	0	0	0	0.0	0	0	W	20-10	
11/20	Bengals	S	4	21	5.3	8	0	1	1	1.0	1	0	L	30-37	
11/28	at Colts	S	5	49	9.8	11	0	0	0	0.0	0	0	W	24-17	
12/04	at Falcons	S	5	60	12.0	20	0	0	0	0.0	0	0	W	19-16	
12/11	Ravens	S	6	82	13.7	37	0	0	0	0.0	0	0	L	14-16	
12/18	at Panthers	S	10	98	9.8	19	0	1	2	2.0	2	0	W	24-16	
12/24	Raiders	S	5	64	12.8	15	0	0	0	0.0	0	0	W	13-10	
01/01	at Ravens	S	2	35	17.5	21	0	0	0	0.0	0	0	W	16-13	
01/08	Browns	S	2	38	19.0	32	0	0	0	0.0	0	0	W	28-14	
2022 TOTALS		17-17	86	882	10.3	37	0	7	25	3.6	8	0	9-8		
+ - Overtime															

2021 GAME-BY-GAME REGULAR-SEASON STATISTICS (STEELERS)

		RECEIVING					RUSHING							
DATE	OPPONENT	P/S	NO.	YDS.	AVG.	LG	TD	NO.	YDS.	AVG.	LG	TD	W/L/T	SCORE
09/12	at Bills	S	5	36	7.2	14	1	0	0	0.0	0	0	W	23-16
09/19	Raiders	S	9	105	11.7	41	0	0	0	0.0	0	0	L	17-26
09/26	Bengals												L	10-24
10/03	at Packers	S	9	92	10.2	45t	1	0	0	0.0	0	0	L	17-27
10/10	Broncos	S	2	72	36.0	50t	1	0	0	0.0	0	0	W	27-19
10/17	Seahawks	S	9	71	7.9	23	0	1	25	25.0	25	0	W	23-20+
10/31	at Browns	S	6	98	16.3	50	0	0	0	0.0	0	0	W	15-10
11/08	Bears	P	5	56	11.2	22	0	2	11	5.5	11	0	W	29-27
11/14	Lions	S	7	83	11.9	36	0	0	0	0.0	0	0	T	16-16
11/21	at Chargers	S	7	101	14.4	32	1	0	0	0.0	0	0	L	37-41
11/28	at Bengals	S	9	95	10.6	16	0	0	0	0.0	0	0	L	10-41
12/05	Ravens	S	8	105	13.1	29t	2	0	0	0.0	0	0	W	20-19
12/09	at Vikings	S	5	76	15.2	37	0	1	7	7.0	7	0	L	28-36
12/19	Titans	S	5	38	7.6	16	0	1	10	10.0	10	0	W	19-13
12/26	at Chiefs	S	6	51	8.5	18	1	0	0	0.0	0	0	L	10-36
01/03	Browns	S	8	31	3.9	10	1	0	0	0.0	0	0	W	26-14
01/09	at Ravens	P	7	51	7.3	16	0	0	0	0.0	0	0	W	16-13+
2021 TOTALS		16-14	107	1,161	10.9	50T	8	5	53	10.6	25	0	9-7-1	
+ - Overtime														

2020 GAME-BY-GAME REGULAR-SEASON STATISTICS (STEELERS)

DATE	OPPONENT	P/S	RECEIVING					RUSHING					W/L	SCORE
			NO.	YDS.	AVG.	LG	TD	NO.	YDS.	AVG.	LG	TD		
09/14	at Giants	S	6	57	9.5	18	0	0	0	0.0	0	0	W	26-16
09/20	Broncos	S	8	92	11.5	28t	1	0	0	0.0	0	0	W	26-21
09/27	Texans	S	0	0	0.0	0	0	1	9	9.0	9	0	W	28-21
10/11	Eagles	S	1	-2	-2.0	-2	0	0	0	0.0	0	0	W	38-29
10/18	Browns							ON INACTIVE LIST					W	38-7
10/25	at Titans	S	9	80	8.9	14	2	0	0	0.0	0	0	W	27-24
11/01	at Ravens	S	1	6	6.0	6	0	0	0	0.0	0	0	W	28-24
11/08	at Cowboys	S	6	77	12.8	42	0	1	4	4.0	4	0	W	24-19
11/15	Bengals	S	6	116	19.3	46	1	0	0	0.0	0	0	W	36-10
11/22	at Jaguars	S	12	111	9.3	23	0	0	0	0.0	0	0	W	27-3
12/02	Ravens	S	8	46	5.8	11	0	0	0	0.0	0	0	W	19-14
12/07	Football Team	P	8	71	8.9	17	1	0	0	0.0	0	0	L	17-23
12/13	at Bills	S	4	40	10.0	17	0	0	0	0.0	0	0	L	15-26
12/21	at Bengals	S	8	59	7.4	23t	1	0	0	0.0	0	0	L	17-27
12/27	Colts	S	8	74	9.3	39t	1	1	2	2.0	2	0	W	28-24
01/03	at Browns	P	3	96	32.0	47	0	0	0	0.0	0	0	L	22-24
2020 TOTALS			15-13	88	923	10.5	47	7	3	15	5.0	9	0	12-4

2019 GAME-BY-GAME REGULAR-SEASON STATISTICS (STEELERS)

DATE	OPPONENT	P/S	RECEIVING					RUSHING					W/L	SCORE
			NO.	YDS.	AVG.	LG	TD	NO.	YDS.	AVG.	LG	TD		
09/08	at Patriots	P	3	25	8.3	9	0	0	0	0.0	0	0	L	3-33
09/15	Seahawks	P	1	17	17.0	17	0	0	0	0.0	0	0	L	26-28
09/22	at 49ers	S	3	52	17.3	39t	1	1	6	6.0	6	0	L	20-24
09/30	Bengals	S	6	77	12.8	43t	1	0	0	0.0	0	0	W	27-3
10/06	Ravens	S	5	27	5.4	13	0	0	0	0.0	0	0	L	23-26+
10/13	at Chargers	S	2	14	7.0	7	0	0	0	0.0	0	0	W	24-17
10/28	Dolphins	S	5	84	16.8	45t	1	0	0	0.0	0	0	W	27-14
11/03	Colts	S	1	3	3.0	3	0	1	2	2.0	2	0	W	26-24
11/10	Rams	S	4	64	16.0	30	0	0	0	0.0	0	0	W	17-12
11/14	at Browns	S	2	17	8.5	13	0	0	0	0.0	0	0	L	7-21
11/24	at Bengals	P	3	29	9.7	14	0	0	0	0.0	0	0	W	16-10
12/01	Browns	S	1	14	14.0	14	0	1	17	17.0	17	0	W	20-13
12/08	at Cardinals	S	6	60	10.0	18	1	1	16	16.0	16	0	W	23-17
12/15	Bills	P	5	62	12.4	29	0	0	0	0.0	0	0	L	10-17
12/22	at Jets	S	8	81	10.1	29t	1	0	0	0.0	0	0	L	10-16
12/29	at Ravens	S	4	54	13.5	21	0	0	0	0.0	0	0	L	10-28
2019 TOTALS			16-12	59	680	11.5	45T	5	4	41	10.3	17	0	8-8

+ - Overtime

2021 GAME-BY-GAME REGULAR-SEASON STATISTICS (STEELERS)

DATE	OPPONENT	P/S	KICKOFF RETURNS					PUNT RETURNS					W/L	SCORE
			RET	YDS	AVG	LG	TD	NO	FC	YDS	AVG	LG		
09/12	at Bills	S	0	0	0.0	0	0	0	0	0	0.0	0	W	23-16
09/19	Raiders	S	0	0	0.0	0	0	0	0	0	0.0	0	L	17-26
09/26	Bengals							ON INACTIVE LIST					L	10-24
10/03	at Packers	S	0	0	0.0	0	0	0	0	0	0.0	0	L	17-27
10/10	Broncos	S	0	0	0.0	0	0	0	0	0	0.0	0	W	27-19
10/17	Seahawks	S	0	0	0.0	0	0	0	0	0	0.0	0	W	23-20+
10/31	at Browns	S	0	0	0.0	0	0	0	0	0	0.0	0	W	15-10
11/08	Bears	P	0	0	0.0	0	0	0	0	0	0.0	0	W	29-27
11/14	Lions	S	0	0	0.0	0	0	0	0	0	0.0	0	T	16-16
11/21	at Chargers	S	0	0	0.0	0	0	0	0	0	0.0	0	L	37-41
11/28	at Bengals	S	0	0	0.0	0	0	0	0	0	0.0	0	L	10-41
12/05	Ravens	S	0	0	0.0	0	0	0	0	0	0.0	0	W	20-19
12/09	at Vikings	S	0	0	0.0	0	0	0	0	0	0.0	0	L	28-36
12/19	Titans	S	0	0	0.0	0	0	0	0	0	0.0	0	W	19-13
12/26	at Chiefs	S	0	0	0.0	0	0	0	0	0	0.0	0	L	10-36
01/03	Browns	S	0	0	0.0	0	0	0	0	0	0.0	0	W	26-14
01/09	at Ravens	P	0	0	0.0	0	0	0	0	0	0.0	0	W	16-13+
2021 TOTALS			16-14	0	0	0.0	0	0	0	0	0.0	0	0	9-7

+ - Overtime

2020 GAME-BY-GAME REGULAR-SEASON STATISTICS (STEELERS)

DATE	OPPONENT	P/S	KICKOFF RETURNS					PUNT RETURNS					W/L	SCORE
			RET	YDS	AVG	LG	TD	NO	FC	YDS	AVG	LG		
09/14	at Giants	S	0	0	0.0	0	0	3	1	13	4.3	12	0	W 26-16
09/20	Broncos	S	1	24	24.0	24	0	2	0	25	12.5	18	0	W 26-21
09/27	Texans	S	0	0	0.0	0	0	0	1	0	0.0	0	0	W 28-21
10/11	Eagles	S	0	0	0.0	0	0	2	0	12	6.0	6	0	W 38-29
10/18	Browns							ON INACTIVE LIST					W	38-7
10/25	at Titans	S	0	0	0.0	0	0	0	0	0	0.0	0	0	W 27-24
11/01	at Ravens	S	0	0	0.0	0	0	0	0	0	0.0	0	0	W 28-24
11/08	at Cowboys	S	0	0	0.0	0	0	0	0	0	0.0	0	0	W 24-19
11/15	Bengals	S	0	0	0.0	0	0	0	0	0	0.0	0	0	W 36-10
11/22	at Jaguars	S	0	0	0.0	0	0	0	0	0	0.0	0	0	W 27-3
12/02	Ravens	S	0	0	0.0	0	0	0	0	0	0.0	0	0	W 19-14
12/07	Football Team	P	0	0	0.0	0	0	0	0	0	0.0	0	0	L 17-23
12/13	at Bills	S	0	0	0.0	0	0	0	0	0	0.0	0	0	L 15-26
12/21	at Bengals	S	0	0	0.0	0	0	0	0	0	0.0	0	0	L 17-27
12/27	Colts	S	0	0	0.0	0	0	1	0	8	8.0	8	0	W 28-24
01/03	at Browns	P	0	0	0.0	0	0	0	0	0	0.0	0	0	L 22-24
2020 TOTALS		15-13	1	24	24.0	24	0	8	2	58	7.3	18	0	12-4

2019 GAME-BY-GAME REGULAR-SEASON STATISTICS (STEELERS)

DATE	OPPONENT	P/S	KICKOFF RETURNS					PUNT RETURNS					W/L	SCORE
			RET	YDS	AVG	LG	TD	NO	FC	YDS	AVG	LG		
09/08	at Patriots	P	0	0	0.0	0	0	0	0	0	0.0	0	0	L 3-33
09/15	Seahawks	P	0	0	0.0	0	0	1	0	11	11.0	11	0	L 26-28
09/22	at 49ers	S	0	0	0.0	0	0	0	0	0	0.0	0	0	L 20-24
09/30	Bengals	S	0	0	0.0	0	0	0	0	0	0.0	0	0	W 27-3
10/06	Ravens	S	0	0	0.0	0	0	0	0	0	0.0	0	0	L 23-26+
10/13	at Chargers	S	0	0	0.0	0	0	0	0	0	0.0	0	0	W 24-17
10/28	Dolphins	S	0	0	0.0	0	0	0	0	0	0.0	0	0	W 27-14
11/03	Colts	S	0	0	0.0	0	0	0	0	0	0.0	0	0	W 26-24
11/10	Rams	S	0	0	0.0	0	0	3	0	22	7.3	14	0	W 17-12
11/14	at Browns	S	0	0	0.0	0	0	1	1	10	10.0	10	0	L 7-21
11/24	at Bengals	P	0	0	0.0	0	0	4	2	21	5.3	7	0	W 16-10
12/01	Browns	S	0	0	0.0	0	0	2	0	14	7.0	13	0	W 20-13
12/08	at Cardinals	S	0	0	0.0	0	0	2	1	86	43.0	85t	1	W 23-17
12/15	Bills	P	0	0	0.0	0	0	2	3	20	10.0	13	0	L 10-17
12/22	at Jets	S	0	0	0.0	0	0	3	0	40	13.3	17	0	L 10-16
12/29	at Ravens	S	0	0	0.0	0	0	2	0	24	12.0	13	0	L 10-28
2019 TOTALS		16-12	0	0	0.0	0	0	20	7	248	12.4	85T	1	8-8

+ - Overtime



48

JAMIR JONES

LINEBACKER

HEIGHT: 6-3

WEIGHT: 255

COLLEGE: Notre Dame

BORN: June 14, 1998

BIRTHPLACE: Rochester, NY

HOW ACQUIRED: W 22 (JAX)

NFL EXPERIENCE: 2nd year

JAMIR JONES' NFL REGULAR SEASON DEFENSIVE STATISTICS

DATE	TEAM	GP	GS	TACKLES										INTERCEPTIONS										O. FUMB					ST					MISC				
				TK	S	A	TFL	YDS	SK	YDS	QBH	NO	YDS	LG	TD	PD	FF	FR	TD	YDS	TK	S	A	FF	FR	TD	YDS	TK	S	A	FF	FR	TD	YDS				
2020	Texans	0	0	0	0	0	0	0	0.0	0.0	0	0	0	0	0	0	0	0	0	0	0	0	0	0	0	0	0	0	0	0	0	0						
2021	Steelers	3	1	1	1	0	0	0	0.0	0.0	1	0	0	0	0	0	0	0	0	0	0	0	0	0	2	2	0	0	0	0	0	0						
Went from Pittsburgh to L.A. Rams.																																						
2021	Rams	10	0	3	1	2	0	0	0.0	0.0	1	0	0	0	0	0	0	0	0	0	0	0	0	0	2	2	0	0	0	0	0	0						
Went from L.A. Rams to Jacksonville.																																						
2021	Jaguars	2	0	2	1	1	0	0	0.0	0.0	0	0	0	0	0	0	0	0	0	0	0	0	0	0	0	0	0	0	0	0	0	0						
2021	TOTAL	15	1	6	3	3	0	0	0.0	0.0	2	0	0	0	0	0	0	0	0	0	0	0	0	0	4	4	0	0	0	0	0	0						
2022	Jaguars	0	0	0	0	0	0	0	0.0	0.0	0	0	0	0	0	0	0	0	0	0	0	0	0	0	0	0	0	0	0	0	0	0						
Went from Jacksonville to Pittsburgh.																																						
2022	Steelers	1	0	7	3	4	0	0	0.0	0.0	0	0	0	0	0	0	0	0	0	0	0	0	0	0	3	3	0	0	0	0	0	0						
2022	TOTAL	1	0	7	3	4	0	0	0.0	0.0	0	0	0	0	0	0	0	0	0	0	0	0	0	0	3	3	0	0	0	0	0	0						
NFL TOTALS		16	1	13	6	7	0	0	0.0	0.0	2	0	0	0	0	0	0	0	0	0	0	0	0	0	7	7	0	0	0	0	0	0						

SINGLE-GAME HIGHS: DEFENSIVE


Total Tackles	2 at Cleveland Browns, Sep 22, 2022 2 at New England Patriots, Jan 02, 2022	Passes Defended	1 at Cincinnati Bengals, Sep 11, 2022
Solo Tackles	2 at Cleveland Browns, Sep 22, 2022 1 at Pittsburgh Steelers, Sep 18, 2022 ...3 more at 1.	Special Teams Tackles	1 vs. Cincinnati Bengals, Nov 20, 2022 1 at Pittsburgh Steelers, Oct 02, 2022 ...5 more at 1.

2022 GAME-BY-GAME REGULAR-SEASON STATISTICS (STEELERS)

DATE	OPPONENT	P/S	TACKLES							INTERCEPTIONS				O. FUMB				ST				MISC		W/L	SCORE			
			TK	S	A	SK	YDS	TFL	YDS	QBH	NO	YDS	LG	TD	PD	FF	FR	TD	YDS	TK	S	A	FF			FR	TD	YDS
11/20	Bengals	P	0	0	0	0.0	0.0	0	0	0	0	0	0	0	0	0	0	0	1	1	0	0	0	0	0	0	L	30-37
2022 TOTALS			1-0	0	0	0.0	0.0	0	0	0	0	0	0	0	0	0	0	0	1	1	0	0	0	0	0	0	0-1	

2021 GAME-BY-GAME REGULAR-SEASON STATISTICS (STEELERS/RAMS/JAGUARS)

DATE	OPPONENT	P/S	TACKLES								INTERCEPTIONS								O. FUMB				ST				MISC						
			TK	S	A	SK	YDS	TFL	YDS	QBH	NO	YDS	LG	TD	PD	FF	FR	TD	YDS	TK	S	A	FF	FR	TD	YDS	TK	S	A	FF	FR	TD	YDS
09/12	at Bills	P	0	0	0	0.0	0.0	0	0	0	0	0	0	0	0	0	0	0	0	0	0	0	0	0	0	0	0	0	0	0	0	0	
09/19	Raiders	P	1	1	0	0.0	0.0	0	0	1	0	0	0	0	0	0	0	0	1	1	0	0	0	0	0	0	0	0	0	0	0	0	
09/26	Bengals	S	0	0	0	0.0	0.0	0	0	0	0	0	0	0	0	0	0	0	1	1	0	0	0	0	0	0	0	0	0	0	0	0	
Went from Steelers to Rams.																																	
ON INACTIVE LIST																																	
10/03	Cardinals																														L	20-37	
10/07	at Seahawks	P	0	0	0	0.0	0.0	0	0	0	0	0	0	0	0	0	0	0	0	0	0	0	0	0	0	0	0	0	0	0	0	W	26-17
10/17	at Giants	P	1	0	1	0.0	0.0	0	0	1	0	0	0	0	0	0	0	0	1	1	0	0	0	0	0	0	0	0	0	0	0	W	38-11
10/24	Lions	P	1	1	0	0.0	0.0	0	0	0	0	0	0	0	0	0	0	0	0	0	0	0	0	0	0	0	0	0	0	0	0	W	28-19
10/31	at Texans	P	0	0	0	0.0	0.0	0	0	0	0	0	0	0	0	0	0	0	0	0	0	0	0	0	0	0	0	0	0	0	0	W	38-22
11/07	Titans	P	0	0	0	0.0	0.0	0	0	0	0	0	0	0	0	0	0	0	1	1	0	0	0	0	0	0	0	0	0	0	0	L	16-28
11/15	at 49ers	P	0	0	0	0.0	0.0	0	0	0	0	0	0	0	0	0	0	0	0	0	0	0	0	0	0	0	0	0	0	0	0	L	10-31
11/28	at Packers	P	0	0	0	0.0	0.0	0	0	0	0	0	0	0	0	0	0	0	0	0	0	0	0	0	0	0	0	0	0	0	0	L	28-36
12/05	Jaguars	P	1	0	1	0.0	0.0	0	0	0	0	0	0	0	0	0	0	0	0	0	0	0	0	0	0	0	0	0	0	0	0	W	37-7
12/13	at Cardinals	P	0	0	0	0.0	0.0	0	0	0	0	0	0	0	0	0	0	0	0	0	0	0	0	0	0	0	0	0	0	0	0	W	30-23
12/21	Seahawks	P	0	0	0	0.0	0.0	0	0	0	0	0	0	0	0	0	0	0	0	0	0	0	0	0	0	0	0	0	0	0	0	W	20-10
12/26	at Vikings																														W	30-23	
DID NOT PLAY																																	
Went from Rams to Jaguars.																																	
01/02	at Patriots	P	2	1	1	0.0	0.0	0	0	0	0	0	0	0	0	0	0	0	0	0	0	0	0	0	0	0	0	0	0	0	0	L	10-50
01/09	Colts	P	0	0	0	0.0	0.0	0	0	0	0	0	0	0	0	0	0	0	0	0	0	0	0	0	0	0	0	0	0	0	0	W	26-11
2021 TOTALS		15-1	6	3	3	0.0	0.0	0	0	2	0	0	0	0	0	0	0	0	4	4	0	0	0	0	0	0	0	0	0	0	0	0	10-7



23

Mult-MDB top K&Y and

DAMONTAE KAZEE

SAFETY

HEIGHT: 5-11

WEIGHT: 174

COLLEGE: San Diego State

BORN: June 5, 1993

BIRTHPLACE: San Bernardino, CA

HOW ACQUIRED: FA 22

NFL EXPERIENCE: 6th year

DAMONTAE KAZEE'S NFL REGULAR SEASON DEFENSIVE STATISTICS

DATE	TEAM	GP	GS	TACKLES								INTERCEPTIONS					O. FUMB					ST					MISC				
				TK	S	A	TFL	YDS	SK	YDS	QBH	NO	YDS	LG	TD	PD	FF	FR	TD	YDS	TK	S	A	FF	FR	S	A	FF	FR	S	A
2017	Falcons	16	1	18	10	8	0	0	0.0	0.0	0	0	0	0	1	0	0	0	5	4	1	1	0	0	0	0	0	0	0		
2018	Falcons	16	15	80	58	22	1	1	0.0	0.0	0	7	54	33	0	10	1	0	0	2	2	0	0	0	0	0	0	0	0		
2019	Falcons	16	14	69	42	27	2	1	0.0	0.0	0	3	53	22	0	3	0	0	0	5	4	1	1	0	0	0	0	0	0		
2020	Falcons	4	4	20	17	3	0	0	0.0	0.0	0	0	0	0	0	1	0	0	0	0	0	0	0	0	0	0	0	0	0		
2021	Cowboys	17	15	51	34	17	0	0	0.0	0.0	0	2	8	8	0	4	2	0	0	1	1	0	0	0	0	0	0	0	0		
2022	Steelers	9	4	19	11	8	0	0	0.0	0.0	0	2	14	12	0	2	0	0	0	1	0	1	0	0	0	0	0	0	0		
NFL TOTALS		78	53	257	172	85	3	2	0.0	0.0	0	14	129	33	0	19	5	0	0	14	11	3	2	0	0	0	0	0	0		

DAMONTAE KAZEE'S NFL POSTSEASON DEFENSIVE STATISTICS

DATE	TEAM	GP	GS	TK	TACKLES					QBH	INTERCEPTIONS					O. FUMB					ST					MISC	
					S	A	TFL	YDS	SK		YDS	NO	YDS	LG	TD	PD	FF	FR	TD	YDS	TK	S	A	FF	FR	S	A
2017	Falcons	2	0	0	0	0	0	0	0.0	0.0	0	0	0	0	0	0	0	0	0	3	3	0	1	0	0	0	
2021	Cowboys	1	1	8	3	5	0	0	0.0	0.0	0	0	0	0	0	0	0	0	0	0	0	0	0	0	0	0	
NFL TOTALS		3	1	8	3	5	0	0	0.0	0.0	0	0	0	0	0	0	0	0	0	3	3	0	1	0	0	0	

SINGLE-GAME HIGHS: DEFENSIVE

Total Tackles	9 vs. Tampa Bay Buccaneers, Nov 24, 2019 9 vs. New Orleans Saints, Sep 23, 2018 ...1 more at 9.	Interceptions	2 vs. Carolina Panthers, Dec 08, 2019 1 vs. Cleveland Browns, Jan 08, 2023 ...11 more at 1.
Solo Tackles	7 at Dallas Cowboys, Sep 20, 2020 7 vs. Cincinnati Bengals, Sep 30, 2018 ...1 more at 7.	Interception Return Yards	43 vs. Carolina Panthers, Dec 08, 2019 33 at Cleveland Browns, Nov 11, 2018 2 at Philadelphia Eagles, Jan 08, 2022
Passes Defensed	2 vs. Carolina Panthers, Dec 08, 2019 1 vs. Cleveland Browns, Jan 08, 2023 ...16 more at 1.	Special Teams Tackles	2 vs. Philadelphia Eagles, Sep 15, 2019 ...1 more at 2.
Forced Fumbles	1 vs. Washington Football Team, Dec 26, 2021 1 at Tampa Bay Buccaneers, Sep 09, 2021 ...3 more at 1.	Special Teams Forced Fumbles	1 vs. Carolina Panthers, Dec 08, 2019 1 at Chicago Bears, Sep 10, 2017
Tackles For Loss	2 vs. Los Angeles Rams, Oct 20, 2019 1 vs. New York Giants, Oct 22, 2018		

SINGLE-GAME HIGHS - POSTSEASON: DEFENSIVE

Total Tackles	9 vs. San Francisco 49ers, Jan 16, 2022	Special Teams Tackles	3 at Los Angeles Rams, Jan 06, 2018
Solo Tackles	5 vs. San Francisco 49ers, Jan 16, 2022	Special Teams Forced Fumbles	1 at Los Angeles Rams, Jan 06, 2018

2022 GAME-BY-GAME REGULAR-SEASON STATISTICS (STEELERS)

DATE	OPPONENT	P/S	TACKLES					QBH	INTERCEPTIONS					O. FUMB					ST					MISC					W/L	SCORE
			TK	S	A	SK	YDS	TFL	YDS	NO	YDS	LG	TD	PD	FF	FR	TD	YDS	TK	S	A	FF	FR	S	A	FF	FR	S	A	
09/11	at Bengals									INJURED RESERVE																			W	23-20+
09/18	Patriots									INJURED RESERVE																			L	14-17
09/22	at Browns									INJURED RESERVE																			L	17-29
10/02	Jets									INJURED RESERVE																			L	20-24
10/09	at Bills									INJURED RESERVE																			L	3-38
10/16	Buccaneers									INJURED RESERVE																			W	20-18
10/23	at Dolphins									INJURED RESERVE																			L	10-16
10/30	at Eagles									INJURED RESERVE																			L	13-35
11/13	Saints									INJURED RESERVE																			W	20-10
11/20	Bengals	P	1	0	1	0.0	0.0	0	0	0	0	0	0	0	0	0	0	0	0	0	0	0	0	0	0	0	0	0	L	30-37
11/28	at Colts	P	1	1	0	0.0	0.0	0	0	0	0	0	0	0	0	0	0	0	0	0	0	0	0	0	0	0	0	0	W	24-17
12/04	at Falcons	S	1	1	0	0.0	0.0	0	0	0	0	0	0	0	0	0	0	0	0	0	0	0	0	0	0	0	0	0	W	19-16
12/11	Ravens	S	3	2	1	0.0	0.0	0	0	0	0	0	0	0	0	0	0	0	0	1	0	1	0	0	0	0	0	0	L	14-16
12/18	at Panthers	P	1	0	1	0.0	0.0	0	0	0	0	0	0	0	0	0	0	0	0	0	0	0	0	0	0	0	0	0	W	24-16
12/24	Raiders	S	4	4	0	0.0	0.0	0	0	0	0	0	0	0	0	0	0	0	0	0	0	0	0	0	0	0	0	0	W	13-10
01/01	at Ravens	P	2	0	2	0.0	0.0	0	0	0	0	0	0	0	0	0	0	0	0	0	0	0	0	0	0	0	0	0	W	16-13
01/08	Browns	P	2	0	2	0.0	0.0	0	0	0	1	12	12	0	1	0	0	0	0	0	0	0	0	0	0	0	0	0	W	28-14
2022 TOTALS		8-3	15	8	7	0.0	0.0	0	0	0	1	12	12	0	1	0	0	0	0	1	0	1	0	0	0	0	0	0	9-8	

+ - Overtime

2021 GAME-BY-GAME REGULAR-SEASON STATISTICS (COWBOYS)

DATE	OPPONENT	P/S	TACKLES							INTERCEPTIONS				O. FUMB			ST				MISC		W/L	SCORE			
			TK	S	A	SK	YDS	TFL	YDS	QBH	NO	YDS	LG	TD	PD	FF	FR	TD	YDS	TK	S	A			FF	FR	S
09/09	at Buccaneers	S	2	2	0	0.0	0.0	0	0	0	0	0	0	1	1	0	0	0	0	0	0	0	0	0	0	L	29-31
09/19	at Chargers	S	2	1	1	0.0	0.0	0	0	0	1	0	0	0	1	0	0	0	0	0	0	0	0	0	0	W	20-17
09/27	Eagles	S	3	1	2	0.0	0.0	0	0	0	0	0	0	1	0	0	0	0	0	0	0	0	0	0	0	W	41-21
10/03	Panthers	S	4	3	1	0.0	0.0	0	0	0	0	0	0	0	0	0	0	0	0	0	0	0	0	0	0	W	36-28
10/10	Giants	S	3	3	0	0.0	0.0	0	0	0	0	0	0	0	0	0	0	0	0	0	0	0	0	0	0	W	44-20
10/17	at Patriots	S	3	3	0	0.0	0.0	0	0	0	0	0	0	0	0	0	0	0	0	0	0	0	0	0	0	W	35-29+
10/31	at Vikings	S	2	2	0	0.0	0.0	0	0	0	0	0	0	0	0	0	0	0	0	0	0	0	0	0	0	W	20-16
11/07	Broncos	S	1	0	1	0.0	0.0	0	0	0	0	0	0	0	0	0	0	0	0	0	0	0	0	0	0	L	16-30
11/14	Falcons	P	2	2	0	0.0	0.0	0	0	0	0	0	0	0	0	0	0	0	0	0	0	0	0	0	0	W	43-3
11/21	at Chiefs	P	1	1	0	0.0	0.0	0	0	0	0	0	0	0	0	0	0	0	0	0	0	0	0	0	0	L	9-19
11/25	Raiders	S	4	3	1	0.0	0.0	0	0	0	0	0	0	0	0	0	0	0	0	0	0	0	0	0	0	L	33-36+
12/02	at Saints	S	2	1	1	0.0	0.0	0	0	0	1	8	8	0	1	0	0	0	0	0	0	0	0	0	0	W	27-17
12/12	at Football Team	S	3	2	1	0.0	0.0	0	0	0	0	0	0	0	0	0	0	0	0	0	0	0	0	0	0	W	27-20
12/19	at Giants	S	7	3	4	0.0	0.0	0	0	0	0	0	0	0	0	0	0	0	0	0	0	0	0	0	0	W	21-6
12/26	Football Team	S	5	3	2	0.0	0.0	0	0	0	0	0	0	0	1	0	0	0	0	0	0	0	0	0	0	W	56-14
01/02	Cardinals	S	1	0	1	0.0	0.0	0	0	0	0	0	0	0	0	0	0	0	0	0	0	0	0	0	0	L	22-25
01/08	at Eagles	S	6	4	2	0.0	0.0	0	0	0	0	0	0	0	0	0	0	0	1	1	0	0	0	0	0	W	51-26
2021 TOTALS		17-15	51	34	17	0.0	0.0	0	0	0	2	8	8	0	4	2	0	0	0	1	1	0	0	0	0	0	12-5

+ Overtime

2020 GAME-BY-GAME REGULAR-SEASON STATISTICS (FALCONS)

DATE	OPPONENT	P/S	TACKLES							INTERCEPTIONS				O. FUMB			ST				MISC		W/L	SCORE				
			TK	S	A	SK	YDS	TFL	YDS	QBH	NO	YDS	LG	TD	PD	FF	FR	TD	YDS	TK	S	A			FF	FR	S	A
09/13	Seahawks	S	4	4	0	0.0	0.0	0	0	0	0	0	0	0	0	0	0	0	0	0	0	0	0	0	0	L	25-38	
09/20	at Cowboys	S	8	7	1	0.0	0.0	0	0	0	0	0	0	0	0	0	0	0	0	0	0	0	0	0	0	L	39-40	
09/27	Bears	S	3	3	0	0.0	0.0	0	0	0	0	0	0	0	1	0	0	0	0	0	0	0	0	0	0	L	26-30	
10/05	at Packers	S	5	3	2	0.0	0.0	0	0	0	0	0	0	0	0	0	0	0	0	0	0	0	0	0	0	L	16-30	
10/11	Panthers									INJURED RESERVE																	L	16-23
10/18	at Vikings									INJURED RESERVE																	W	40-23
10/25	Lions									INJURED RESERVE																	L	22-23
10/29	at Panthers									INJURED RESERVE																	W	25-17
11/08	Broncos									INJURED RESERVE																	W	34-27
11/22	at Saints									INJURED RESERVE																	L	9-24
11/29	Raiders									INJURED RESERVE																	W	43-6
12/06	Saints									INJURED RESERVE																	L	16-21
12/13	at Chargers									INJURED RESERVE																	L	17-20
12/20	Buccaneers									INJURED RESERVE																	L	27-31
12/27	at Chiefs									INJURED RESERVE																	L	14-17
01/03	at Buccaneers									INJURED RESERVE																	L	27-44
2020 TOTALS		4-4	20	17	3	0.0	0.0	0	0	0	0	0	0	0	1	0	0	0	0	0	0	0	0	0	0	4-12		

2019 GAME-BY-GAME REGULAR-SEASON STATISTICS (FALCONS)

DATE	OPPONENT	P/S	TACKLES							INTERCEPTIONS				O. FUMB			ST				MISC		W/L	SCORE		
			TK	S	A	SK	YDS	TFL	YDS	QBH	NO	YDS	LG	TD	PD	FF	FR	TD	YDS	TK	S	A			FF	FR
09/08	at Vikings	P	1	1	0	0.0	0.0	0	0	0	0	0	0	0	0	0	0	0	0	0	0	0	0	0	L	12:28
09/15	Eagles	S	6	3	3	0.0	0.0	0	0	0	0	0	0	0	0	0	0	0	2	1	1	0	0	0	W	24:20
09/22	at Colts	S	6	4	2	0.0	0.0	0	0	0	0	0	0	0	0	0	0	0	0	0	0	0	0	0	L	24:27
09/29	Titans	S	1	1	0	0.0	0.0	0	0	0	0	0	0	0	0	0	0	0	0	0	0	0	0	0	L	10:24
10/06	at Texans	S	2	0	2	0.0	0.0	0	0	0	0	0	0	0	0	0	0	0	0	0	0	0	0	0	L	32:53
10/13	at Cardinals	S	4	2	2	0.0	0.0	0	0	0	0	0	0	0	0	0	0	0	0	0	0	0	0	0	L	33:34
10/20	Rams	S	8	6	2	0.0	0.0	2	1	0	0	0	0	0	0	0	0	0	0	0	0	0	0	0	L	10:37
10/27	Seahawks	S	5	5	0	0.0	0.0	0	0	0	0	0	0	0	0	0	0	0	1	1	0	0	0	0	L	20:27
11/10	at Saints	P	5	2	3	0.0	0.0	0	0	0	0	0	0	0	0	0	0	0	1	1	0	0	0	0	W	26:9
11/17	at Panthers	S	3	3	0	0.0	0.0	0	0	0	1	10	10	0	1	0	0	0	0	0	0	0	0	0	W	29:3
11/24	Buccaneers	S	9	2	7	0.0	0.0	0	0	0	0	0	0	0	0	0	0	0	0	0	0	0	0	0	L	22:35
11/28	Saints	S	4	3	1	0.0	0.0	0	0	0	0	0	0	0	0	0	0	0	0	0	0	0	0	0	L	18:26
12/08	Panthers	S	2	1	1	0.0	0.0	0	0	0	2	43	22	0	2	0	0	0	1	1	0	1	0	0	W	40:20
12/15	at 49ers	S	7	4	3	0.0	0.0	0	0	0	0	0	0	0	0	0	0	0	0	0	0	0	0	0	W	29:22
12/22	Jaguars	S	1	1	0	0.0	0.0	0	0	0	0	0	0	0	0	0	0	0	0	0	0	0	0	0	W	24:12
12/29	at Buccaneers	S	5	4	1	0.0	0.0	0	0	0	0	0	0	0	0	0	0	0	0	0	0	0	0	0	W	28:22+
2019 TOTALS		16-14	69	42	27	0.0	0.0	2	1	0	3	53	22	0	3	0	0	0	5	4	1	1	0	0	7-9	


+ Overtime

2018 GAME-BY-GAME REGULAR-SEASON STATISTICS (FALCONS)

DATE	OPPONENT	P/S	TACKLES							INTERCEPTIONS				O. FUMB			ST				MISC	
------	----------	-----	---------	--	--	--	--	--	--	---------------	--	--	--	---------	--	--	----	--	--	--	------	--

2017 GAME-BY-GAME REGULAR-SEASON STATISTICS (FALCONS)

DATE	OPPONENT	P/S	TACKLES							INTERCEPTIONS					O. FUMB			ST			MISC		SCORE				
			TK	S	A	SK	YDS	TFL	YDS	QBH	NO	YDS	LG	TD	PD	FF	FR	TD	YDS	TK	S	A		FF	FR	S	A
09/10	at Bears	P	1	1	0	0.0	0.0	0	0	0	0	0	0	0	0	0	0	0	1	1	0	1	0	0	0	W	23-17
09/17	Packers	P	0	0	0	0.0	0.0	0	0	0	0	0	0	0	0	0	0	0	0	0	0	0	0	0	0	W	34-23
09/24	at Lions	P	0	0	0	0.0	0.0	0	0	0	0	0	0	0	0	0	0	0	0	0	0	0	0	0	0	W	30-26
10/01	Bills	S	9	4	5	0.0	0.0	0	0	0	0	0	0	0	1	0	0	0	0	0	0	0	0	0	0	L	17-23
10/15	Dolphins	P	0	0	0	0.0	0.0	0	0	0	0	0	0	0	0	0	0	0	0	0	0	0	0	0	0	L	17-20
10/22	at Patriots	P	0	0	0	0.0	0.0	0	0	0	0	0	0	0	0	0	0	0	0	0	0	0	0	0	0	L	7-23
10/29	at Jets	P	0	0	0	0.0	0.0	0	0	0	0	0	0	0	0	0	0	0	0	0	0	0	0	0	0	W	25-20
11/05	at Panthers	P	0	0	0	0.0	0.0	0	0	0	0	0	0	0	0	0	0	0	0	0	0	0	0	0	0	L	17-20
11/12	Cowboys	P	0	0	0	0.0	0.0	0	0	0	0	0	0	0	0	0	0	0	0	0	0	0	0	0	0	W	27-7
11/20	at Seahawks	P	1	1	0	0.0	0.0	0	0	0	0	0	0	0	0	0	0	0	1	1	0	0	0	0	0	W	34-31
11/26	Buccaneers	P	5	3	2	0.0	0.0	0	0	0	0	0	0	0	0	0	0	0	0	0	0	0	0	0	0	W	34-20
12/03	Vikings	P	2	1	1	0.0	0.0	0	0	0	0	0	0	0	0	0	0	0	0	0	0	0	0	0	0	L	9-14
12/07	Saints	P	0	0	0	0.0	0.0	0	0	0	0	0	0	0	0	0	0	0	2	1	1	0	0	0	0	W	20-17
12/18	at Buccaneers	P	0	0	0	0.0	0.0	0	0	0	0	0	0	0	0	0	0	0	1	1	0	0	0	0	0	W	24-21
12/24	at Saints	P	0	0	0	0.0	0.0	0	0	0	0	0	0	0	0	0	0	0	0	0	0	0	0	0	0	L	13-23
12/31	Panthers	P	0	0	0	0.0	0.0	0	0	0	0	0	0	0	0	0	0	0	0	0	0	0	0	0	0	W	22-10
2017 TOTALS			16-1	18	10	8	0.0	0.0	0	0	0	0	0	0	1	0	0	0	5	4	1	1	0	0	0	0	10-6



28

KILLEBREW

MILES KILLEBREW

SAFETY

HEIGHT: 6-2

WEIGHT: 222

COLLEGE: Southern Utah

BORN: May 10, 1993

BIRTHPLACE: Henderson, NV

HOW ACQUIRED: D4 '16

NFL EXPERIENCE: 7th year

MILES KILLEBREW'S NFL REGULAR SEASON DEFENSIVE STATISTICS

DATE	TEAM	GP	GS	TACKLES										INTERCEPTIONS										O. FUMB										ST										MISC									
				TK	S	A	TFL	YDS	SK	YDS	QBH	NO	YDS	LG	TD	PD	FF	FR	TD	YDS	TK	S	A	FF	FR	TD	YDS	TK	S	A	FF	FR	TD	YDS	TK	S	A																
2016	Lions	16	0	20	15	5	0	0.0	0.0	0	1	7	7	0	1	0	0	0	0	8	8	0	0	0	0	0	0	0	0	0	0	0	0	0	0	0																	
2017	Lions	16	3	31	25	6	1	4	0.0	0.0	1	35	35	1	5	1	0	0	0	7	7	0	0	0	0	0	0	0	0	0	0	0	0	0	0	0																	
2018	Lions	16	0	0	0	0	0	0.0	0.0	0	0	0	0	0	0	0	0	0	0	7	5	2	0	0	0	0	0	0	0	0	0	0	0	0	0	0																	
2019	Lions	15	1	5	5	0	0	0.0	0.0	0	0	0	0	0	0	0	0	0	0	15	13	2	0	0	0	0	0	0	0	0	0	0	0	0	0	0																	
2020	Lions	15	0	0	0	0	0	0.0	0.0	0	0	0	0	0	0	0	0	0	0	12	10	2	0	0	0	0	0	0	0	0	0	0	0	0	0	0																	
2021	Steelers	17	0	6	5	1	1	0	0.0	0.0	0	0	0	0	0	0	0	0	0	7	4	3	0	0	0	0	0	0	0	0	0	0	0	0	0	0																	
2022	Steelers	17	0	0	0	0	0	0.0	0.0	0	0	0	0	0	0	0	0	0	0	4	1	3	0	0	0	0	0	0	0	0	0	0	0	0	0	0																	
NFL TOTALS		112	4	62	50	12	2	4	0.0	0.0	1	2	42	35	1	6	1	0	0	60	48	12	0	0	0	0	0	0	0	0	0	0	0	0	0	0																	

MILES KILLEBREW'S NFL POSTSEASON DEFENSIVE STATISTICS

		TACKLES										INTERCEPTIONS								O. FUMB						ST				MISC	
DATE	TEAM	GP	GS	TK	S	A	TFL	YDS	SK	YDS	QBH	NO	YDS	LG	TD	PD	FF	FR	TD	YDS	TK	S	A	FF	FR	S	A				
2016	Lions	1	0	1	1	0	0	0	0.0	0.0	0	0	0	0	0	0	0	0	0	0	0	0	0	0	0	0	0	0			
2021	Steelers	1	0	1	0	1	0	0	0.0	0.0	0	0	0	0	0	0	0	0	0	0	2	1	1	0	0	0	0	0			
NFL TOTALS		2	0	2	1	1	0	0	0.0	0.0	0	0	0	0	0	0	0	0	0	0	2	1	1	0	0	0	0	0			

SINGLE-GAME HIGHS: DEFENSIVE

Total Tackles	8 vs. Atlanta Falcons, Sep 24, 2017	Tackles For Loss	1 at Minnesota Vikings, Dec 09, 2021
	5 vs. Jacksonville Jaguars, Nov 20, 2016		1 vs. Arizona Cardinals, Sep 10, 2017
Solo Tackles	7 vs. Atlanta Falcons, Sep 24, 2017	Interceptions	1 vs. Arizona Cardinals, Sep 10, 2017
	4 vs. Minnesota Vikings, Nov 24, 2016		1 at New Orleans Saints, Dec 04, 2016
	...1 more at 4.	Interception Return Yards	35 vs. Arizona Cardinals, Sep 10, 2017
Passes Defensed	2 at Minnesota Vikings, Oct 01, 2017		7 at New Orleans Saints, Dec 04, 2016
	2 vs. Arizona Cardinals, Sep 10, 2017	Special Teams Tackles	2 at Cleveland Browns, Oct 31, 2021
Forced Fumbles	1 at New Orleans Saints, Oct 15, 2017		2 at Green Bay Packers, Oct 03, 2021
			...11 more at 2.

SINGLE-GAME HIGHS - POSTSEASON: DEFENSIVE

Total Tackles	1 at Kansas City Chiefs, Jan 16, 2022	Special Teams Tackles	2 at Kansas City Chiefs, Jan 16, 2022
	1 at Seattle Seahawks, Jan 07, 2017		
Solo Tackles	1 at Seattle Seahawks, Jan 07, 2017		

2022 GAME-BY-GAME REGULAR-SEASON STATISTICS (STEELERS)

DATE	OPPONENT	P/S	TACKLES					YDS	QBH	INTERCEPTIONS					O. FUMB					MISC					W/L	SCORE
			TK	S	A	SK	TFL			NO	YDS	LG	TD	PD	FF	FR	TD	YDS	TK	S	A	FF	FR	S	A	
09/11	at Bengals	P	0	0	0	0.0	0.0	0	0	0	0	0	0	0	0	0	0	0	0	0	0	0	0	0	W	23-20+
09/18	Patriots	P	0	0	0	0.0	0.0	0	0	0	0	0	0	0	0	0	0	0	0	0	0	0	0	0	L	14-17
09/22	at Browns	P	0	0	0	0.0	0.0	0	0	0	0	0	0	0	0	0	0	0	0	1	1	0	0	0	L	17-29
10/02	Jets	P	0	0	0	0.0	0.0	0	0	0	0	0	0	0	0	0	0	0	0	0	0	0	0	0	L	20-24
10/09	at Bills	P	0	0	0	0.0	0.0	0	0	0	0	0	0	0	0	0	0	0	0	0	0	0	0	0	L	3-38
10/16	Buccaneers	P	0	0	0	0.0	0.0	0	0	0	0	0	0	0	0	0	0	0	1	0	1	0	0	0	W	20-18
10/23	at Dolphins	P	0	0	0	0.0	0.0	0	0	0	0	0	0	0	0	0	0	0	1	0	1	0	0	0	L	10-16
10/30	at Eagles	P	0	0	0	0.0	0.0	0	0	0	0	0	0	0	0	0	0	0	0	0	0	0	0	0	L	13-35
11/13	Saints	P	0	0	0	0.0	0.0	0	0	0	0	0	0	0	0	0	0	0	0	0	0	0	0	0	W	20-10
11/20	Bengals	P	0	0	0	0.0	0.0	0	0	0	0	0	0	0	0	0	0	0	0	0	0	0	0	0	L	30-37
11/28	at Colts	P	0	0	0	0.0	0.0	0	0	0	0	0	0	0	0	0	0	0	0	0	0	0	0	0	W	24-17
12/04	at Falcons	P	0	0	0	0.0	0.0	0	0	0	0	0	0	0	0	0	0	0	0	0	0	0	0	0	W	19-16
12/11	Ravens	P	0	0	0	0.0	0.0	0	0	0	0	0	0	0	0	0	0	0	0	0	0	0	0	0	L	14-16
12/18	at Panthers	P	0	0	0	0.0	0.0	0	0	0	0	0	0	0	0	0	0	0	0	0	0	0	0	0	W	24-16
12/24	Raiders	P	0	0	0	0.0	0.0	0	0	0	0	0	0	0	0	0	0	0	0	0	0	0	0	0	W	13-10
01/01	at Ravens	P	0	0	0	0.0	0.0	0	0	0	0	0	0	0	0	0	0	0	0	0	0	0	0	0	W	16-13
01/08	Browns	P	0	0	0	0.0	0.0	0	0	0	0	0	0	0	0	0	0	0	1	0	1	0	0	0	W	28-14
2022 TOTALS		17-0	0	0	0	0.0	0.0	0	0	0	0	0	0	0	0	0	0	0	4	1	3	0	0	0	9-8	
+ - Overtime																										

2021 GAME-BY-GAME REGULAR-SEASON STATISTICS (STEELERS)

DATE	OPPONENT	P/S	TACKLES							INTERCEPTIONS					O. FUMB				ST				MISC		W/L	SCORE		
			TK	S	A	SK	YDS	TFL	YDS	QBH	NO	YDS	LG	TD	PD	FF	FR	TD	YDS	TK	S	A	FF	FR			S	A
09/12	at Bills	P	0	0	0	0.0	0.0	0	0	0	0	0	0	0	0	0	0	0	0	0	0	0	0	0	0	W	23-16	
09/19	Raiders	P	0	0	0	0.0	0.0	0	0	0	0	0	0	0	0	0	0	0	0	0	0	0	0	0	0	L	17-26	
09/26	Bengals	P	0	0	0	0.0	0.0	0	0	0	0	0	0	0	0	0	0	0	0	0	0	0	0	0	0	L	10-24	
10/03	at Packers	P	0	0	0	0.0	0.0	0	0	0	0	0	0	0	0	0	0	0	2	1	1	0	0	0	0	L	17-27	
10/10	Broncos	P	0	0	0	0.0	0.0	0	0	0	0	0	0	0	0	0	0	0	0	0	0	0	0	0	0	W	27-19	
10/17	Seahawks	P	0	0	0	0.0	0.0	0	0	0	0	0	0	0	0	0	0	0	1	0	1	0	0	0	0	W	23-20+	
10/31	at Browns	P	0	0	0	0.0	0.0	0	0	0	0	0	0	0	0	0	0	0	2	2	0	0	0	0	0	W	15-10	
11/08	Bears	P	0	0	0	0.0	0.0	0	0	0	0	0	0	0	0	0	0	0	0	0	0	0	0	0	0	W	29-27	
11/14	Lions	P	1	1	0	0.0	0.0	0	0	0	0	0	0	0	0	0	0	0	0	0	0	0	0	0	0	T	16-16	
11/21	at Chargers	P	0	0	0	0.0	0.0	0	0	0	0	0	0	0	0	0	0	0	0	1	0	0	0	0	0	L	37-41	
11/28	at Bengals	P	0	0	0	0.0	0.0	0	0	0	0	0	0	0	0	0	0	0	0	0	0	0	0	0	0	L	10-41	
12/05	Ravens	P	0	0	0	0.0	0.0	0	0	0	0	0	0	0	0	0	0	0	1	0	1	0	0	0	0	W	20-19	
12/09	at Vikings	P	2	2	0	0.0	0.0	1	0	0	0	0	0	0	0	0	0	0	0	0	0	0	0	0	0	L	28-36	
12/19	Titans	P	1	1	0	0.0	0.0	0	0	0	0	0	0	0	0	0	0	0	0	0	0	0	0	0	0	W	19-13	
12/26	at Chiefs	P	0	0	0	0.0	0.0	0	0	0	0	0	0	0	0	0	0	0	0	0	0	0	0	0	0	L	10-36	
01/03	Browns	P	0	0	0	0.0	0.0	0	0	0	0	0	0	0	0	0	0	0	0	0	0	0	0	0	0	W	26-14	
01/09	at Ravens	P	2	1	1	0.0	0.0	0	0	0	0	0	0	0	0	0	0	0	0	0	0	0	0	0	0	W	16-13+	
2021 TOTALS		17-0	6	5	1	0.0	0.0	1	0	0	0	0	0	0	0	0	0	0	7	4	3	0	0	0	0	9-7-1		
+ Overtime																												

2020 GAME-BY-GAME REGULAR-SEASON STATISTICS (LIONS)

DATE	OPPONENT	P/S	TACKLES							INTERCEPTIONS					O. FUMB				ST				MISC		W/L	SCORE		
			TK	S	A	SK	YDS	TFL	YDS	QBH	NO	YDS	LG	TD	PD	FF	FR	TD	YDS	TK	S	A	FF	FR			S	A
09/13	Bears	P	0	0	0	0.0	0.0	0	0	0	0	0	0	0	0	0	0	0	0	0	0	0	0	0	0	L	23-27	
09/20	at Packers	P	0	0	0	0.0	0.0	0	0	0	0	0	0	0	0	0	0	0	0	0	0	0	0	0	0	L	21-42	
09/27	at Cardinals	P	0	0	0	0.0	0.0	0	0	0	0	0	0	0	0	0	0	0	0	1	1	0	0	0	0	W	26-23	
10/04	Saints	P	0	0	0	0.0	0.0	0	0	0	0	0	0	0	0	0	0	0	2	2	0	0	0	0	0	L	29-35	
10/18	at Jaguars	P	0	0	0	0.0	0.0	0	0	0	0	0	0	0	0	0	0	0	2	0	2	0	0	0	0	W	34-16	
10/25	at Falcons		ON INACTIVE LIST																								W	23-22
11/01	Colts	P	0	0	0	0.0	0.0	0	0	0	0	0	0	0	0	0	0	0	1	1	0	0	0	0	0	L	21-41	
11/08	at Vikings	P	0	0	0	0.0	0.0	0	0	0	0	0	0	0	0	0	0	0	1	1	0	0	0	0	0	L	20-34	
11/15	Football Team	P	0	0	0	0.0	0.0	0	0	0	0	0	0	0	0	0	0	0	1	1	0	0	0	0	0	W	30-27	
11/22	at Panthers	P	0	0	0	0.0	0.0	0	0	0	0	0	0	0	0	0	0	0	0	1	1	0	0	0	0	L	0-20	
11/26	Texans	P	0	0	0	0.0	0.0	0	0	0	0	0	0	0	0	0	0	0	0	0	0	0	0	0	0	L	25-41	
12/06	at Bears	P	0	0	0	0.0	0.0	0	0	0	0	0	0	0	0	0	0	0	0	1	1	0	0	0	0	W	34-30	
12/13	Packers	P	0	0	0	0.0	0.0	0	0	0	0	0	0	0	0	0	0	0	0	0	0	0	0	0	0	L	24-31	
12/20	at Titans	P	0	0	0	0.0	0.0	0	0	0	0	0	0	0	0	0	0	0	0	1	1	0	0	0	0	L	25-46	
12/26	Buccaneers	P	0	0	0	0.0	0.0	0	0	0	0	0	0	0	0	0	0	0	0	1	1	0	0	0	0	L	7-47	
01/03	Vikings	P	0	0	0	0.0	0.0	0	0	0	0	0	0	0	0	0	0	0	0	0	0	0	0	0	0	L	35-37	
2020 TOTALS		15-0	0	0	0	0.0	0.0	0	0	0	0	0	0	0	0	0	0	0	12	10	2	0	0	0	0	5-11		

2019 GAME-BY-GAME REGULAR-SEASON STATISTICS (LIONS)

DATE	OPPONENT	P/S	TACKLES							INTERCEPTIONS				O. FUMB				ST				MISC		W/L	SCORE			
			TK	S	A	SK	YDS	TFL	YDS	QBH	NO	YDS	LG	TD	PD	FF	FR	TD	YDS	TK	S	A	FF			FR	S	A
09/08	at Cardinals	P	0	0	0	0.0	0.0	0	0	0	0	0	0	0	0	0	0	0	2	2	0	0	0	0	0	T	27-27+	
09/15	Chargers	P	0	0	0	0.0	0.0	0	0	0	0	0	0	0	0	0	0	0	0	0	0	0	0	0	0	W	13-10	
09/22	at Eagles	P	0	0	0	0.0	0.0	0	0	0	0	0	0	0	0	0	0	0	2	2	0	0	0	0	0	W	27-24	
09/29	Chiefs	P	0	0	0	0.0	0.0	0	0	0	0	0	0	0	0	0	0	0	0	0	0	0	0	0	0	L	30-34	
10/14	at Packers	P	0	0	0	0.0	0.0	0	0	0	0	0	0	0	0	0	0	0	1	1	0	0	0	0	0	L	22-23	
10/20	Vikings	P	0	0	0	0.0	0.0	0	0	0	0	0	0	0	0	0	0	0	2	2	0	0	0	0	0	L	30-42	
10/27	Giants	P	2	2	0	0.0	0.0	0	0	0	0	0	0	0	0	0	0	0	2	1	1	0	0	0	0	W	31-26	
11/03	at Raiders	P	0	0	0	0.0	0.0	0	0	0	0	0	0	0	0	0	0	0	1	1	0	0	0	0	0	L	24-31	
11/10	at Bears		INACTIVE																								L	13-20
11/17	Cowboys	P	0	0	0	0.0	0.0	0	0	0	0	0	0	0	0	0	0	0	1	1	0	0	0	0	0	L	27-35	
11/24	at Redskins	P	0	0	0	0.0	0.0	0	0	0	0	0	0	0	0	0	0	0	0	0	0	0	0	0	0	L	16-19	
11/28	Bears	P	0	0	0	0.0	0.0	0	0	0	0	0	0	0	0	0	0	0	1	1	0	0	0	0	0	L	20-24	
12/08	at Vikings	P	0	0	0	0.0	0.0	0	0	0	0	0	0	0	0	0	0	0	0	0	0	0	0	0	0	L	7-20	
12/15	Buccaneers	P	0	0	0	0.0	0.0	0	0	0	0	0	0	0	0	0	0	0	1	1	0	0	0	0	0	L	17-38	
12/22	at Broncos	P	0	0	0	0.0	0.0	0	0	0	0	0	0	0	0	0	0	0	1	0	1	0	0	0	0	L	17-27	
12/29	Packers	S	3	3	0	0.0	0.0	0	0	0	0	0	0	0	0	0	0	0	1	1	0	0	0	0	0	L	20-23	
2019 TOTALS		15-1	5	5	0	0.0	0.0	0	0	0	0	0	0	0	0	0	0	0	15	13	2	0	0	0	0	3-12-1		
+ Overtime																												

2018 GAME-BY-GAME REGULAR-SEASON STATISTICS (LIONS)

2017 GAME-BY-GAME REGULAR-SEASON STATISTICS (LIONS)

DATE	OPPONENT	P/S	TACKLES							INTERCEPTIONS					O. FUMB			ST			MISC		W/L	SCORE				
			TK	S	A	SK	YDS	TFL	YDS	QBH	NO	YDS	LG	TD	PD	FF	FR	TD	YDS	TK	S	A			FF	FR	S	A
09/10	Cardinals	P	2	2	0	0.0	0.0	1	4	0	1	35	35	1	2	0	0	0	0	1	1	0	0	0	0	0	W	35-23
09/18	at Giants	P	4	3	1	0.0	0.0	0	0	0	0	0	0	0	1	0	0	0	0	0	0	0	0	0	0	0	W	24-10
09/24	Falcons	S	8	7	1	0.0	0.0	0	0	0	0	0	0	0	0	0	0	0	0	1	1	0	0	0	0	0	L	26-30
10/01	at Vikings	S	3	3	0	0.0	0.0	0	0	0	0	0	0	0	2	0	0	0	0	0	0	0	0	0	0	0	W	14-7
10/08	Panthers	S	2	1	1	0.0	0.0	0	0	0	0	0	0	0	0	0	0	0	0	0	0	0	0	0	0	0	L	24-27
10/15	at Saints	P	2	1	1	0.0	0.0	0	0	0	0	0	0	0	0	1	0	0	0	0	0	0	0	0	0	0	L	38-52
10/29	Steelers	P	2	2	0	0.0	0.0	0	0	0	0	0	0	0	0	0	0	0	0	0	0	0	0	0	0	0	L	15-20
11/06	at Packers	P	1	1	0	0.0	0.0	0	0	0	0	0	0	0	0	0	0	0	0	1	1	0	0	0	0	0	W	30-17
11/12	Browns	P	1	1	0	0.0	0.0	0	0	0	0	0	0	0	0	0	0	0	0	0	0	0	0	0	0	0	W	38-24
11/19	at Bears	P	1	1	0	0.0	0.0	0	0	0	0	0	0	0	0	0	0	0	0	0	0	0	0	0	0	0	W	27-24
11/23	Vikings	P	2	2	0	0.0	0.0	0	0	1	0	0	0	0	0	0	0	0	0	1	1	0	0	0	0	0	L	23-30
12/03	at Ravens	P	3	1	2	0.0	0.0	0	0	0	0	0	0	0	0	0	0	0	0	0	0	0	0	0	0	0	L	20-44
12/10	at Buccaneers	P	0	0	0	0.0	0.0	0	0	0	0	0	0	0	0	0	0	0	0	1	1	0	0	0	0	0	W	24-21
12/16	Bears	P	0	0	0	0.0	0.0	0	0	0	0	0	0	0	0	0	0	0	0	0	0	0	0	0	0	0	W	20-10
12/24	at Bengals	P	0	0	0	0.0	0.0	0	0	0	0	0	0	0	0	0	0	0	0	0	0	0	0	0	0	0	L	17-26
12/31	Packers	P	0	0	0	0.0	0.0	0	0	0	0	0	0	0	0	0	0	0	0	2	2	0	0	0	0	0	W	35-11
2017 TOTALS			16-3	31	25	6	0.0	0.0	1	4	1	1	35	35T	1	5	1	0	0	0	7	7	0	0	0	0	0	9-7

2016 GAME-BY-GAME REGULAR-SEASON STATISTICS (LIONS)

DATE	OPPONENT	P/S	TACKLES							INTERCEPTIONS				O. FUMB			ST			MISC		W/L	SCORE			
			TK	S	A	SK	YDS	TFL	YDS	QBH	NO	YDS	LG	TD	PD	FF	FR	TD	YDS	TK	S			A	FF	FR
09/11	at Colts	P	0	0	0	0.0	0.0	0	0	0	0	0	0	0	0	0	0	0	0	0	0	0	0	0	W	39-35
09/18	Titans	P	0	0	0	0.0	0.0	0	0	0	0	0	0	0	0	0	0	0	0	0	0	0	0	0	L	15-16
09/25	at Packers	P	0	0	0	0.0	0.0	0	0	0	0	0	0	0	0	0	0	0	0	0	0	0	0	0	L	27-34
10/02	at Bears	P	1	1	0	0.0	0.0	0	0	0	0	0	0	0	0	0	0	0	0	0	0	0	0	0	L	14-17
10/09	Eagles	P	0	0	0	0.0	0.0	0	0	0	0	0	0	0	0	0	0	0	0	0	0	0	0	0	W	24-23
10/16	Rams	P	0	0	0	0.0	0.0	0	0	0	0	0	0	0	0	0	0	0	0	0	0	0	0	0	W	31-28
10/23	Redskins	P	1	0	1	0.0	0.0	0	0	0	0	0	0	0	0	0	0	0	0	0	0	0	0	0	W	20-17
10/30	at Texans	P	2	1	1	0.0	0.0	0	0	0	0	0	0	0	0	0	0	0	2	2	0	0	0	0	L	13-20
11/06	at Vikings	P	0	0	0	0.0	0.0	0	0	0	0	0	0	0	0	0	0	0	2	2	0	0	0	0	W	22-16+
11/20	Jaguars	P	5	4	1	0.0	0.0	0	0	0	0	0	0	0	0	0	0	0	0	0	0	0	0	0	W	26-19
11/24	Vikings	P	4	4	0	0.0	0.0	0	0	0	0	0	0	0	0	0	0	0	1	1	0	0	0	0	W	16-13
12/04	at Saints	P	2	2	0	0.0	0.0	0	0	0	1	7	7	0	1	0	0	0	1	1	0	0	0	0	W	28-13
12/11	Bears	P	0	0	0	0.0	0.0	0	0	0	0	0	0	0	0	0	0	0	0	0	0	0	0	0	W	20-17
12/18	at Giants	P	1	0	1	0.0	0.0	0	0	0	0	0	0	0	0	0	0	0	1	1	0	0	0	0	L	6-17
12/26	at Cowboys	P	0	0	0	0.0	0.0	0	0	0	0	0	0	0	0	0	0	0	1	1	0	0	0	0	L	21-42
01/01	Packers	P	4	3	1	0.0	0.0	0	0	0	0	0	0	0	0	0	0	0	0	0	0	0	0	0	L	24-31
2016 TOTALS		16-0	20	15	5	0.0	0.0	0	0	0	1	7	7	0	1	0	0	0	8	8	0	0	0	0	0	9-7

+ - Overtime



46

CHRISTIAN KUNTZ
LONG SNAPPER

HEIGHT: 6-1

WEIGHT: 228

COLLEGE: Duquesne

BORN: April 13, 1984

BIRTHPLACE: Pittsburgh, PA

HOW ACQUIRED: FA '20

NFL EXPERIENCE: 2nd year



CHRISTIAN KUNTZ'S NFL REGULAR SEASON STATISTICS

DATE	TEAM	GP
2021	Steelers	17
2022	Steelers	17
NFL TOTALS		34

CHRISTIAN KUNTZ'S NFL POSTSEASON STATISTICS

DATE	TEAM	GP
2021	Steelers	1
NFL TOTALS		1

CHRISTIAN KUNTZ'S NFL REGULAR SEASON DEFENSIVE STATISTICS

			TACKLES								INTERCEPTIONS								O. FUMB				ST				MISC			
DATE	TEAM	GP	GS	TK	S	A	TFL	YDS	SK	YDS	QBH	NO	YDS	LG	TD	PD	FF	FR	TD	YDS	TK	S	A	FF	FR	S	A			
2021	Steelers	17	0	0	0	0	0	0	0.0	0.0	0	0	0	0	0	0	0	0	0	0	2	2	0	0	0	0	0			
2022	Steelers	17	0	0	0	0	0	0	0.0	0.0	0	0	0	0	0	0	0	0	0	0	1	1	0	0	0	0	0			
NFL TOTALS		34	0	0	0	0	0	0	0.0	0.0	0	0	0	0	0	0	0	0	0	0	3	3	0	0	0	0	0			

CHRISTIAN KUNTZ'S NFL POSTSEASON DEFENSIVE STATISTICS

TACKLES										INTERCEPTIONS					O. FUMB					ST					MISC				
DATE	TEAM	GP	GS	TK	S	A	TFL	YDS	SK	YDS	QBH	NO	YDS	LG	TD	PD	FF	FR	TD	YDS	TK	S	A	FF	FR	S	A		
2021	Steelers	1	0	0	0	0	0	0	0.0	0.0	0	0	0	0	0	0	0	0	0	0	0	0	0	0	0	0	0		
NFL TOTALS		1	0	0	0	0	0	0	0.0	0.0	0	0	0	0	0	0	0	0	0	0	0	0	0	0	0	0	0		

SINGLE-GAME HIGHS: DEFENSIVE

Special Teams Tackles

- 1 vs. Denver Broncos, Oct 10, 2021
- 1 at Green Bay Packers, Oct 03, 2021

2022 GAME-BY-GAME REGULAR-SEASON STATISTICS (STEELERS)

DATE	OPPONENT		W/L	SCORE
09/11	at Bengals	P	W	23-20+
09/18	Patriots	P	L	14-17
09/22	at Browns	P	L	17-29
10/02	Jets	P	L	20-24
10/09	at Bills	P	L	3-38
10/16	Buccaneers	P	W	20-18
10/23	at Dolphins	P	L	10-16
10/30	at Eagles	P	L	13-35
11/13	Saints	P	W	20-10
11/20	Bengals	P	L	30-37
11/28	at Colts	P	W	24-17
12/04	at Falcons	P	W	19-16
12/11	Ravens	P	L	14-16
12/18	at Panthers	P	W	24-16
12/24	Raiders	P	W	13-10
01/01	at Ravens	P	W	16-13
01/08	Browns	P	W	28-14
2022 TOTALS		17	9-8	

+ - Overtime

2022 GAME-BY-GAME REGULAR-SEASON STATISTICS (STEELERS)


DATE	OPPONENT	P/S	TACKLES							INTERCEPTIONS					O. FUMB				ST				MISC		W/L	SCORE			
			TK	S	A	SK	YDS	TFL	YDS	QBH	NO	YDS	LG	TD	PD	FF	FR	TD	YDS	TK	S	A	FF	FR			S	A	
09/11	at Bengals	P	0	0	0	0.0	0.0	0	0	0	0	0	0	0	0	0	0	0	0	0	0	0	0	0	0	W	23-20+		
09/18	Patriots	P	0	0	0	0.0	0.0	0	0	0	0	0	0	0	0	0	0	0	0	0	0	0	0	0	0	L	14-17		
09/22	at Browns	P	0	0	0	0.0	0.0	0	0	0	0	0	0	0	0	0	0	0	0	0	0	0	0	0	0	L	17-29		
10/02	Jets	P	0	0	0	0.0	0.0	0	0	0	0	0	0	0	0	0	0	0	0	0	0	0	0	0	0	L	20-24		
10/09	at Bills	P	0	0	0	0.0	0.0	0	0	0	0	0	0	0	0	0	0	0	0	0	0	0	0	0	0	L	3-38		
10/16	Buccaneers	P	0	0	0	0.0	0.0	0	0	0	0	0	0	0	0	0	0	0	0	0	0	0	0	0	0	W	20-18		
10/23	at Dolphins	P	0	0	0	0.0	0.0	0	0	0	0	0	0	0	0	0	0	0	0	0	0	0	0	0	0	L	10-16		
10/30	at Eagles	P	0	0	0	0.0	0.0	0	0	0	0	0	0	0	0	0	0	0	0	0	0	0	0	0	0	L	13-35		
11/13	Saints	P	0	0	0	0.0	0.0	0	0	0	0	0	0	0	0	0	0	0	0	0	0	0	0	0	0	W	20-10		
11/20	Bengals	P	0	0	0	0.0	0.0	0	0	0	0	0	0	0	0	0	0	0	0	0	0	0	0	0	0	L	30-37		
11/28	at Colts	P	0	0	0	0.0	0.0	0	0	0	0	0	0	0	0	0	0	0	0	0	0	0	0	0	0	W	24-17		
12/04	at Falcons	P	0	0	0	0.0	0.0	0	0	0	0	0	0	0	0	0	0	0	0	0	0	0	0	0	0	W	19-16		
12/11	Ravens	P	0	0	0	0.0	0.0	0	0	0	0	0	0	0	0	0	0	0	0	0	0	0	0	0	0	L	14-16		
12/18	at Panthers	P	0	0	0	0.0	0.0	0	0	0	0	0	0	0	0	0	0	0	0	0	0	0	0	0	0	W	24-16		
12/24	Raiders	P	0	0	0	0.0	0.0	0	0	0	0	0	0	0	0	0	0	0	1	1	0	0	0	0	0	W	13-10		
01/01	at Ravens	P	0	0	0	0.0	0.0	0	0	0	0	0	0	0	0	0	0	0	0	0	0	0	0	0	0	W	16-13		
01/08	Browns	P	0	0	0	0.0	0.0	0	0	0	0	0	0	0	0	0	0	0	0	0	0	0	0	0	0	W	28-14		
2022 TOTALS			17-0	0	0	0	0.0	0.0	0	0	0	0	0	0	0	0	0	0	1	1	0	0	0	0	0	0	9-8		
+ - Overtime																													

2021 GAME-BY-GAME REGULAR-SEASON STATISTICS (STEELERS)

DATE	OPPONENT	P/S	TACKLES							INTERCEPTIONS					O. FUMB				ST				MISC		W/L	SCORE			
			TK	S	A	SK	YDS	TFL	YDS	QBH	NO	YDS	LG	TD	PD	FF	FR	TD	YDS	TK	S	A	FF	FR			S	A	
09/12	at Bills	P	0	0	0	0.0	0.0	0	0	0	0	0	0	0	0	0	0	0	0	0	0	0	0	0	0	W	23-16		
09/19	Raiders	P	0	0	0	0.0	0.0	0	0	0	0	0	0	0	0	0	0	0	0	0	0	0	0	0	0	L	17-26		
09/26	Bengals	P	0	0	0	0.0	0.0	0	0	0	0	0	0	0	0	0	0	0	0	0	0	0	0	0	0	L	10-24		
10/03	at Packers	P	0	0	0	0.0	0.0	0	0	0	0	0	0	0	0	0	0	0	0	1	1	0	0	0	0	L	17-27		
10/10	Broncos	P	0	0	0	0.0	0.0	0	0	0	0	0	0	0	0	0	0	0	0	1	1	0	0	0	0	W	27-19		
10/17	Seahawks	P	0	0	0	0.0	0.0	0	0	0	0	0	0	0	0	0	0	0	0	0	0	0	0	0	0	W	23-20+		
10/31	at Browns	P	0	0	0	0.0	0.0	0	0	0	0	0	0	0	0	0	0	0	0	0	0	0	0	0	0	W	15-10		
11/08	Bears	P	0	0	0	0.0	0.0	0	0	0	0	0	0	0	0	0	0	0	0	0	0	0	0	0	0	W	29-27		
11/14	Lions	P	0	0	0	0.0	0.0	0	0	0	0	0	0	0	0	0	0	0	0	0	0	0	0	0	0	T	16-16		
11/21	at Chargers	P	0	0	0	0.0	0.0	0	0	0	0	0	0	0	0	0	0	0	0	0	0	0	0	0	0	L	37-41		
11/28	at Bengals	P	0	0	0	0.0	0.0	0	0	0	0	0	0	0	0	0	0	0	0	0	0	0	0	0	0	L	10-41		
12/05	Ravens	P	0	0	0	0.0	0.0	0	0	0	0	0	0	0	0	0	0	0	0	0	0	0	0	0	0	W	20-19		
12/09	at Vikings	P	0	0	0	0.0	0.0	0	0	0	0	0	0	0	0	0	0	0	0	0	0	0	0	0	0	L	28-36		
12/19	Titans	P	0	0	0	0.0	0.0	0	0	0	0	0	0	0	0	0	0	0	0	0	0	0	0	0	0	W	19-13		
12/26	at Chiefs	P	0	0	0	0.0	0.0	0	0	0	0	0	0	0	0	0	0	0	0	0	0	0	0	0	0	L	10-36		
01/03	Browns	P	0	0	0	0.0	0.0	0	0	0	0	0	0	0	0	0	0	0	0	0	0	0	0	0	0	W	26-14		
01/09	at Ravens	P	0	0	0	0.0	0.0	0	0	0	0	0	0	0	0	0	0	0	0	0	0	0	0	0	0	W	16-13+		
2021 TOTALS			17-0	0	0	0	0.0	0.0	0	0	0	0	0	0	0	0	0	0	0	2	2	0	0	0	0	0	9-7-1		
+ - Overtime																													

2021 GAME-BY-GAME POSTSEASON STATISTICS (STEELERS)

DATE	OPPONENT	P/S	TACKLES							INTERCEPTIONS					O. FUMB			ST				MISC		W/L	SCORE		
			TK	S	A	SK	YDS	TFL	YDS	QBH	NO	YDS	LG	TD	PD	FF	FR	TD	YDS	TK	S	A	FF			FR	S
01/16	at Chiefs	P	0	0	0	0.0	0.0	0	0	0	0	0	0	0	0	0	0	0	0	0	0	0	0	0	0	L	21-42
2021 TOTALS			1	0	0	0.0	0.0	0	0	0	0	0	0	0	0	0	0	0	0	0	0	0	0	0	0	0-1	



DEMARVIN LEAL

DEFENSIVE END

HEIGHT: 6-4

WEIGHT: 290

COLLEGE: Texas A&M

BORN: July 1, 2000

BIRTHPLACE: San Antonio, TX

HOW ACQUIRED: D3 22

NFL EXPERIENCE: R

DEMARVIN LEAL'S NFL REGULAR SEASON DEFENSIVE STATISTICS

DATE	TEAM	GP	GS	TACKLES							INTERCEPTIONS					O. FUMB			ST			MISC			
				TK	S	A	TFL	YDS	SK	YDS	QBH	NO	YDS	LG	TD	PD	FF	FR	TD	YDS	TK	S	A	FF	FR
2022	Steelers	11	2	14	8	6	1	0	0.0	0.0	0	0	0	0	3	0	0	0	0	0	0	0	0	0	0
NFL TOTALS		11	2	14	8	6	1	0	0.0	0.0	0	0	0	0	3	0	0	0	0	0	0	0	0	0	0

SINGLE-GAME HIGHS: DEFENSIVE

Total Tackles	4 vs. New York Jets, Oct 02, 2022 3 at Baltimore Ravens, Jan 01, 2023	Passes Defensed	2 at Buffalo Bills, Oct 09, 2022 1 vs. New England Patriots, Sep 18, 2022
Solo Tackles	2 at Baltimore Ravens, Jan 01, 2023 2 vs. New York Jets, Oct 02, 2022	Tackles For Loss	1 vs. New York Jets, Oct 02, 2022

2022 GAME-BY-GAME REGULAR-SEASON STATISTICS (STEELERS)

DATE	OPPONENT	P/S	TACKLES							INTERCEPTIONS					O. FUMB			ST			MISC		W/L	SCORE			
			TK	S	A	SK	YDS	TFL	YDS	QBH	NO	YDS	LG	TD	PD	FF	FR	TD	YDS	TK	S	A			FF	FR	S
09/11	at Bengals	P	1	0	1	0.0	0.0	0	0	0	0	0	0	0	0	0	0	0	0	0	0	0	0	0	0	W	23-20+
09/18	Patriots	P	2	1	1	0.0	0.0	0	0	0	0	0	0	1	0	0	0	0	0	0	0	0	0	0	0	L	14-17
09/22	at Browns	P	1	1	0	0.0	0.0	0	0	0	0	0	0	0	0	0	0	0	0	0	0	0	0	0	0	L	17-29
10/02	Jets	P	4	2	2	0.0	0.0	1	0	0	0	0	0	0	0	0	0	0	0	0	0	0	0	0	0	L	20-24
10/09	at Bills	S	1	1	0	0.0	0.0	0	0	0	0	0	0	2	0	0	0	0	0	0	0	0	0	0	0	L	3-38
10/16	Buccaneers										INJURED RESERVE															W	20-18
10/23	at Dolphins										INJURED RESERVE															L	10-16
10/30	at Eagles										INJURED RESERVE															L	13-35
11/13	Saints										INJURED RESERVE															W	20-10
11/20	Bengals										INJURED RESERVE															L	30-37
11/28	at Colts										INJURED RESERVE															W	24-17
12/04	at Falcons	P	0	0	0	0.0	0.0	0	0	0	0	0	0	0	0	0	0	0	0	0	0	0	0	0	0	W	19-16
12/11	Ravens	P	0	0	0	0.0	0.0	0	0	0	0	0	0	0	0	0	0	0	0	0	0	0	0	0	0	L	14-16
12/18	at Panthers	P	0	0	0	0.0	0.0	0	0	0	0	0	0	0	0	0	0	0	0	0	0	0	0	0	0	W	24-16
12/24	Raiders	P	0	0	0	0.0	0.0	0	0	0	0	0	0	0	0	0	0	0	0	0	0	0	0	0	0	W	13-10
01/01	at Ravens	S	3	2	1	0.0	0.0	0	0	0	0	0	0	0	0	0	0	0	0	0	0	0	0	0	0	W	16-13
01/08	Browns	P	2	1	1	0.0	0.0	0	0	0	0	0	0	0	0	0	0	0	0	0	0	0	0	0	0	W	28-14
2022 TOTALS		11-2	14	8	6	0.0	0.0	1	0	0	0	0	0	3	0	0	0	0	0	0	0	0	0	0	0	9-8	
+/- Overtime																											



92

ISAIAHH LOUDERMILK
DEFENSIVE TACKLE

HEIGHT: 6-7

WEIGHT: 293

COLLEGE: Wisconsin

BORN: October 10, 1997

BIRTHPLACE: Howard, KS

HOW ACQUIRED: DS 21

NFL EXPERIENCE: 2nd year



ISAIAHH LOUDERMILK'S NFL REGULAR SEASON DEFENSIVE STATISTICS																														
DATE	TEAM	GP	GS	TACKLES								YDS	QBH	INTERCEPTIONS					O. FUMB					ST					MISC	
				TK	S	A	TFL	YDS	SK	YDS	NO			YDS	LG	TD	PD	FF	FR	TD	YDS	TK	S	A	FF	FR	S	A		
2021	Steelers	15	2	23	16	7	0	0	1.0	0.0	0	0	0	0	3	0	0	0	0	0	0	0	0	0	0	0	0			
2022	Steelers	11	3	7	4	3	1	1	0.0	0.0	0	0	0	0	0	0	0	0	0	0	0	0	0	0	0	0				
NFL TOTALS		26	5	30	20	10	1	1	1.0	0.0	0	0	0	0	3	0	0	0	0	0	0	0	0	0	0	0				

ISAIAHH LOUDERMILK'S NFL POSTSEASON DEFENSIVE STATISTICS																											
DATE	TEAM	GP	GS	TACKLES							INTERCEPTIONS							O. FUMB				ST				MISC	
				TK	S	A	TFL	YDS	SK	YDS	QBH	NO	YDS	LG	TD	PD	FF	FR	TD	YDS	TK	S	A	FF	FR	S	A
2021	Steelers	1	0	3	1	2	0	0	0.0	0.0	0	0	0	0	0	0	0	0	0	0	0	0	0	0	0		
NFL TOTALS		1	0	3	1	2	0	0	0.0	0.0	0	0	0	0	0	0	0	0	0	0	0	0	0	0	0		

SINGLE-GAME HIGHS: DEFENSIVE

Total Tackles	6 at Kansas City Chiefs, Dec 26, 2021	Passes Defensed	1 vs. Cleveland Browns, Jan 03, 2022
	4 vs. Tennessee Titans, Dec 19, 2021		1 at Cincinnati Bengals, Nov 28, 2021
Solo Tackles	4 vs. Tennessee Titans, Dec 19, 2021		...1 more at 1.
	3 at Kansas City Chiefs, Dec 26, 2021	Tackles For Loss	1 at Carolina Panthers, Dec 18, 2022
Sacks	1.0 at Cleveland Browns, Oct 31, 2021		

SINGLE-GAME HIGHS - POSTSEASON: DEFENSIVE

Total Tackles	3 at Kansas City Chiefs, Jan 16, 2022	Solo Tackles	1 at Kansas City Chiefs, Jan 16, 2022
---------------	---------------------------------------	--------------	---------------------------------------

2022 GAME-BY-GAME REGULAR-SEASON STATISTICS (STEELERS)																											
DATE	OPPONENT	P/S	TACKLES							INTERCEPTIONS					O. FUMB				ST				MISC		W/L	SCORE	
			TK	S	A	SK	YDS	TFL	YDS	QBH	NO	YDS	LG	TD	PD	FF	FR	TD	YDS	TK	S	A	FF	FR			S
09/11	at Bengals									ON INACTIVE LIST																W	23-20+
09/18	Patriots									ON INACTIVE LIST																L	14-17
09/22	at Browns									INACTIVE																L	17-29
10/02	Jets									ON INACTIVE LIST																L	20-24
10/09	at Bills									ON INACTIVE LIST																L	3-38
10/16	Buccaneers	S	2	1	1	0.0	0.0	0	0	0	0	0	0	0	0	0	0	0	0	0	0	0	0	0	0	W	20-18
10/23	at Dolphins	S	0	0	0	0.0	0.0	0	0	0	0	0	0	0	0	0	0	0	0	0	0	0	0	0	0	L	10-16
10/30	at Eagles	S	3	1	2	0.0	0.0	0	0	0	0	0	0	0	0	0	0	0	0	0	0	0	0	0	0	L	13-35
11/13	Saints	P	0	0	0	0.0	0.0	0	0	0	0	0	0	0	0	0	0	0	0	0	0	0	0	0	0	W	20-10
11/20	Bengals	P	0	0	0	0.0	0.0	0	0	0	0	0	0	0	0	0	0	0	0	0	0	0	0	0	0	L	30-37
11/28	at Colts	P	0	0	0	0.0	0.0	0	0	0	0	0	0	0	0	0	0	0	0	0	0	0	0	0	0	W	24-17
12/04	at Falcons									ON INACTIVE LIST																W	19-16
12/11	Ravens	P	0	0	0	0.0	0.0	0	0	0	0	0	0	0	0	0	0	0	0	0	0	0	0	0	0	L	14-16
12/18	at Panthers	P	1	1	0	0.0	0.0	1	1	0	0	0	0	0	0	0	0	0	0	0	0	0	0	0	0	W	24-16
12/24	Raiders	P	0	0	0	0.0	0.0	0	0	0	0	0	0	0	0	0	0	0	0	0	0	0	0	0	0	W	13-10
01/01	at Ravens	P	0	0	0	0.0	0.0	0	0	0	0	0	0	0	0	0	0	0	0	0	0	0	0	0	0	W	16-13
01/08	Browns	P	1	1	0	0.0	0.0	0	0	0	0	0	0	0	0	0	0	0	0	0	0	0	0	0	0	W	28-14
2022 TOTALS		11-3	7	4	3	0.0	0.0	1	1	0	0	0	0	0	0	0	0	0	0	0	0	0	0	0	0	9-8	
+ - Overtime																											

2021 GAME-BY-GAME REGULAR-SEASON STATISTICS (STEELERS)

DATE	OPPONENT	P/S	TACKLES							INTERCEPTIONS					O. FUMB			ST				MISC		W/L	SCORE			
			TK	S	A	SK	YDS	TFL	YDS	QBH	NO	YDS	LG	TD	PD	FF	FR	TD	YDS	TK	S	A	FF			FR	S	A
09/12	at Bills									ON INACTIVE LIST																	W	23-16
09/19	Raiders	P	1	0	1	0.0	0.0	0	0	0	0	0	0	0	0	0	0	0	0	0	0	0	0	0	0	L	17-26	
09/26	Bengals	P	1	1	0	0.0	0.0	0	0	0	0	0	0	0	0	0	0	0	0	0	0	0	0	0	0	L	10-24	
10/03	at Packers	P	0	0	0	0.0	0.0	0	0	0	0	0	0	0	1	0	0	0	0	0	0	0	0	0	0	L	17-27	
10/10	Broncos	P	0	0	0	0.0	0.0	0	0	0	0	0	0	0	0	0	0	0	0	0	0	0	0	0	0	W	27-19	
10/17	Seahawks	P	1	1	0	0.0	0.0	0	0	0	0	0	0	0	0	0	0	0	0	0	0	0	0	0	0	W	23-20+	
10/31	at Browns	P	2	2	0	1.0	0.0	0	0	0	0	0	0	0	0	0	0	0	0	0	0	0	0	0	0	W	15-10	
11/08	Bears	P	0	0	0	0.0	0.0	0	0	0	0	0	0	0	0	0	0	0	0	0	0	0	0	0	0	W	29-27	
11/14	Lions	P	2	2	0	0.0	0.0	0	0	0	0	0	0	0	0	0	0	0	0	0	0	0	0	0	0	T	16-16	
11/21	at Chargers									ON INACTIVE LIST																	L	37-41
11/28	at Bengals	P	1	0	1	0.0	0.0	0	0	0	0	0	0	0	1	0	0	0	0	0	0	0	0	0	0	L	10-41	
12/05	Ravens	P	1	1	0	0.0	0.0	0	0	0	0	0	0	0	0	0	0	0	0	0	0	0	0	0	0	W	20-19	
12/09	at Vikings	P	2	1	1	0.0	0.0	0	0	0	0	0	0	0	0	0	0	0	0	0	0	0	0	0	0	L	28-36	
12/19	Titans	P	4	4	0	0.0	0.0	0	0	0	0	0	0	0	0	0	0	0	0	0	0	0	0	0	0	W	19-13	
12/26	at Chiefs	S	6	3	3	0.0	0.0	0	0	0	0	0	0	0	0	0	0	0	0	0	0	0	0	0	0	L	10-36	
01/03	Browns	S	1	0	1	0.0	0.0	0	0	0	0	0	0	0	1	0	0	0	0	0	0	0	0	0	0	W	26-14	
01/09	at Ravens	P	1	1	0	0.0	0.0	0	0	0	0	0	0	0	0	0	0	0	0	0	0	0	0	0	0	W	16-13+	
2021 TOTALS		15-2	23	16	7	1.0	0.0	0	0	0	0	0	0	0	3	0	0	0	0	0	0	0	0	0	0	9-7-1		
+- Overtime																												



91

JONATHAN MARSHALL
DEFENSIVE LINEMAN

HEIGHT: 6-3

WEIGHT: 310

COLLEGE: Arkansas

BORN: September 16, 1997

BIRTHPLACE: Shepherd, TX

HOW ACQUIRED: Claimed '22 (NYJ)

NFL EXPERIENCE: 2nd year

Jonathan Marshall's NFL Regular Season Defensive Statistics																															
Date	Team	GP	GS	Tackles								Interceptions								O. Fumb				ST				Misc			
				TK	S	A	TFL	YDS	SK	YDS	QBH	NO	YDS	LG	TD	PD	FF	FR	TD	YDS	TK	S	A	FF	FR	S	A	FR	S	A	
2021	Jets	4	0	2	1	1	0	0	0.0	0.0	1	0	0	0	0	0	0	0	0	0	0	0	0	0	0	0	0	0			
2022	Jets	0	0	0	0	0	0	0	0.0	0.0	0	0	0	0	0	0	0	0	0	0	0	0	0	0	0	0	0				
NFL Totals		4	0	2	1	1	0	0	0.0	0.0	1	0	0	0	0	0	0	0	0	0	0	0	0	0	0	0	0	0			

SINGLE-GAME HIGHS: DEFENSIVE

Total Tackles2 at Miami Dolphins, Dec 19, 2021

Solo Tackles1 at Miami Dolphins, Dec 19, 2021


2022 GAME-BY-GAME REGULAR-SEASON STATISTICS (JETS)

DATE	OPPONENT	P/S	TACKLES								INTERCEPTIONS								O. FUMB				ST				MISC	W/L	SCORE
			TK	S	A	SK	YDS	TFL	YDS	QBH	NO	YDS	LG	TD	PD	FF	FR	TD	YDS	TK	S	A	FF	FR	S	A			
09/25	Bengals																											L	12-27
10/02	at Steelers																											W	24-20
10/09	Dolphins																											W	40-17
10/16	at Packers																											W	27-10
10/23	at Broncos																											W	16-9
10/30	Patriots																											L	17-22
11/06	Bills																											W	20-17
11/20	at Patriots																											L	3-10
11/27	Bears																											W	31-10
12/04	at Vikings																											L	22-27
12/11	at Bills																											L	12-20
2022 TOTALS			0	0	0	0.0	0.0	0	0	0	0	0	0	0	0	0	0	0	0	0	0	0	0	0	0	0	0	6-5	

2021 GAME-BY-GAME REGULAR-SEASON STATISTICS (JETS)

DATE	OPPONENT	P/S	TACKLES								INTERCEPTIONS								O. FUMB				ST				MISC	W/L	SCORE
			TK	S	A	SK	YDS	TFL	YDS	QBH	NO	YDS	LG	TD	PD	FF	FR	TD	YDS	TK	S	A	FF	FR	S	A			
09/12	at Panthers											ON INACTIVE LIST																L	14-19
09/19	Patriots											ON INACTIVE LIST																L	6-25
09/26	at Broncos											ON INACTIVE LIST																L	0-26
10/03	Titans	P	0	0	0	0.0	0.0	0	0	0	0	0	0	0	0	0	0	0	0	0	0	0	0	0	0	0	0	W	27-24
10/10	at Falcons											ON INACTIVE LIST																L	20-27
10/24	at Patriots											ON INACTIVE LIST																L	13-54
10/31	Bengals											ON INACTIVE LIST																W	34-31
11/04	at Colts											INACTIVE																L	30-45
11/14	Bills											ON INACTIVE LIST																L	17-45
11/21	Dolphins											ON INACTIVE LIST																L	17-24
11/28	at Texans											ON INACTIVE LIST																W	21-14
12/05	Eagles	P	0	0	0	0.0	0.0	0	0	0	0	0	0	0	0	0	0	0	0	0	0	0	0	0	0	0	0	L	18-33
12/12	Saints											ON INACTIVE LIST																L	9-30
12/19	at Dolphins	P	2	1	1	0.0	0.0	0	0	1	0	0	0	0	0	0	0	0	0	0	0	0	0	0	0	0	0	L	24-31
12/26	Jaguars											DID NOT PLAY																W	26-21
01/02	Buccaneers	P	0	0	0	0.0	0.0	0	0	0	0	0	0	0	0	0	0	0	0	0	0	0	0	0	0	0	0	L	24-28
01/09	at Bills											ON INACTIVE LIST																L	10-27
2021 TOTALS			4-0	2	1	1	0.0	0.0	0	0	1	0	0	0	0	0	0	0	0	0	0	0	0	0	0	0	0	4-13	

+ - Overtime



35

(line-L) **ARTHUR MAULET**

CORNERBACK

HEIGHT: 5-10

WEIGHT: 190


COLLEGE: Memphis

BORN: July 13, 1993

BIRTHPLACE: New Orleans, LA

HOW ACQUIRED: FA '21

NFL EXPERIENCE: 6th year



ARTHUR MAULET'S NFL REGULAR SEASON DEFENSIVE STATISTICS

DATE	TEAM	GP	GS	TACKLES							INTERCEPTIONS					O. FUMB					ST			MISC		
				TK	S	A	TFL	YDS	SK	YDS	QBH	NO	YDS	LG	TD	PD	FF	FR	TD	YDS	TK	S	A	FF	FR	S
2017	Saints	6	0	0	0	0	0	0.0	0.0	0	0	0	0	0	0	0	0	0	1	1	0	0	0	0	0	
2018	Colts	5	1	9	6	3	0	0	0.0	0.0	0	0	0	0	0	0	0	0	0	0	0	0	0	0	0	
2019	Jets	12	6	37	25	12	5	11	0.0	0.0	0	1	13	13	0	2	0	0	0	0	0	0	0	0	0	
2020	Jets	11	5	23	19	4	0	0	1.0	3.0	1	1	20	20	0	5	0	0	6	4	2	0	0	0	0	
2021	Steelers	16	2	46	37	9	5	15	0.0	0.0	2	0	0	0	0	1	0	0	1	1	0	0	0	0	0	
2022	Steelers	17	6	46	30	16	2	9	2.0	12.0	2	1	12	12	0	3	1	0	13	8	5	0	0	0	0	
NFL TOTALS		67	20	161	117	44	12	35	3.0	15.0	5	3	45	20	0	11	2	0	1	0	22	15	7	0	1	0

ARTHUR MAULET'S NFL POSTSEASON DEFENSIVE STATISTICS

DATE	TEAM	GP	GS	TACKLES							YDS	QBH	INTERCEPTIONS					O. FUMB					ST			MISC		
				TK	S	A	TFL	YDS	SK	NO			YDS	LG	TD	PD	FF	FR	TD	YDS	TK	S	A	FF	FR	S		
2017	Saints	2	0	0	0	0	0	0.0	0.0	0	0	0	0	0	0	0	0	0	0	0	0	0	0	0	0	0		
2021	Steelers	1	0	0	0	0	0	0.0	0.0	0	0	0	0	0	0	0	0	1	0	1	0	0	0	0	0	0		
NFL TOTALS		3	0	0	0	0	0	0.0	0.0	0	0	0	0	0	0	0	0	1	0	1	0	0	0	0	0	0		

SINGLE-GAME HIGHS: DEFENSIVE

Total Tackles	8 vs. Pittsburgh Steelers, Dec 22, 2019 7 vs. New York Jets, Oct 02, 2022 ...2 more at 7.	Tackles For Loss	3 vs. Oakland Raiders, Nov 24, 2019 2 at Green Bay Packers, Oct 03, 2021 ...1 more at 2.
Solo Tackles	6 at Buffalo Bills, Dec 29, 2019 5 vs. Cincinnati Bengals, Nov 20, 2022 ...4 more at 5.	Interceptions	1 vs. Las Vegas Raiders, Dec 24, 2022 1 vs. Las Vegas Raiders, Dec 06, 2020 ...1 more at 1.
Sacks	1.0 at Indianapolis Colts, Nov 28, 2022 1.0 at Cincinnati Bengals, Sep 11, 2022	Interception Return Yards	20 vs. Las Vegas Raiders, Dec 06, 2020 13 at Buffalo Bills, Dec 29, 2019
Passes Defensed	3 vs. Cleveland Browns, Dec 27, 2020 1 vs. Las Vegas Raiders, Dec 24, 2022 ...7 more at 1.	Special Teams Tackles	4 at Indianapolis Colts, Nov 28, 2022 2 vs. Baltimore Ravens, Dec 11, 2022 ...2 more at 2.
Forced Fumbles	1 at Cincinnati Bengals, Sep 11, 2022 1 vs. Tennessee Titans, Dec 19, 2021	Special Teams Fumble Recoveries	1 at New England Patriots, Sep 22, 2019

SINGLE-GAME HIGHS - POSTSEASON: DEFENSIVE

Special Teams Tackles	1 at Kansas City Chiefs, Jan 16, 2022
-----------------------	---------------------------------------

2022 GAME-BY-GAME REGULAR-SEASON STATISTICS (STEELERS)

DATE	OPPONENT	P/S	TACKLES								O. FUMB					ST				MISC				SCORE			
			TK	S	A	SK	YDS	TFL	YDS	QBH	NO	YDS	LG	TD	PD	FF	FR	TD	YDS	TK	S	A	FF		FR	S	A
09/11	at Bengals	P	3	3	0	1.0	7.0	0	0	1	0	0	0	0	0	1	0	0	0	0	0	0	0	0	0	W	23-20+
09/18	Patriots	S	2	1	1	0.0	0.0	0	0	0	0	0	0	0	0	0	0	0	0	0	0	0	0	0	L	14-17	
09/22	at Browns	P	1	0	1	0.0	0.0	0	0	0	0	0	0	0	0	0	0	0	0	0	0	0	0	0	L	17-29	
10/02	Jets	P	7	5	2	0.0	0.0	0	0	0	0	0	0	1	0	0	0	0	0	0	0	0	0	0	L	20-24	
10/09	at Bills	S	4	3	1	0.0	0.0	0	0	0	0	0	0	0	0	0	0	0	1	1	0	0	0	0	L	3-38	
10/16	Buccaneers	S	3	2	1	0.0	0.0	0	0	0	0	0	0	0	0	0	0	0	0	0	0	0	0	0	W	20-18	
10/23	at Dolphins	S	4	2	2	0.0	0.0	1	4	0	0	0	0	0	0	0	0	0	0	0	0	0	0	0	L	10-16	
10/30	at Eagles	S	2	1	1	0.0	0.0	0	0	0	0	0	0	0	0	0	0	0	0	0	0	0	0	0	L	13-35	
11/13	Saints	P	1	0	1	0.0	0.0	0	0	0	0	0	0	1	0	0	0	0	2	2	0	0	0	0	W	20-10	
11/20	Bengals	S	6	5	1	0.0	0.0	0	0	0	0	0	0	0	0	0	0	0	1	1	0	0	0	0	L	30-37	
11/28	at Colts	P	6	4	2	1.0	5.0	1	5	1	0	0	0	0	0	0	0	0	4	1	3	0	0	0	W	24-17	
12/04	at Falcons	P	0	0	0	0.0	0.0	0	0	0	0	0	0	0	0	0	0	0	0	0	0	0	0	0	W	19-16	
12/11	Ravens	P	1	1	0	0.0	0.0	0	0	0	0	0	0	0	0	0	0	0	2	2	0	0	0	0	L	14-16	
12/18	at Panthers	P	2	0	2	0.0	0.0	0	0	0	0	0	0	0	0	0	0	0	1	0	1	0	0	0	W	24-16	
12/24	Raiders	P	1	1	0	0.0	0.0	0	0	0	1	12	12	0	1	0	0	0	0	0	0	0	0	0	W	13-10	
01/01	at Ravens	P	3	2	1	0.0	0.0	0	0	0	0	0	0	0	0	0	0	0	1	1	0	0	0	0	W	16-13	
01/08	Browns	P	0	0	0	0.0	0.0	0	0	0	0	0	0	0	0	0	0	0	1	0	1	0	0	0	W	28-14	
2022 TOTALS		17-6	46	30	16	2.0	12.0	2	9	2	1	12	12	0	3	1	0	0	0	13	8	5	0	0	0	9-8	
+ - Overtime																											

+ - Overtime2020 TOT.2019 TOT.2018 TOT

2017 GAME-BY-GAME REGULAR-SEASON STATISTICS (SAINTS)

DATE	OPPONENT	P/S	TACKLES							INTERCEPTIONS					O. FUMB			ST			MISC			W/L	SCORE		
			TK	S	A	SK	YDS	TFL	YDS	QBH	NO	YDS	LG	TD	PD	FF	FR	TD	YDS	TK	S	A	FF			FR	S
09/24	at Panthers	P	0	0	0	0.0	0.0	0	0	0	0	0	0	0	0	0	0	0	0	0	0	0	0	0	0	W	34-13
10/15	Lions																								W	52-38	
10/22	at Packers																								W	26-17	
10/29	Bears																								W	20-12	
11/05	Buccaneers																								W	30-10	
11/12	at Bills																								W	47-10	
11/19	Redskins																								W	34-31+	
11/26	at Rams																								L	20-26	
12/03	Panthers	P	0	0	0	0.0	0.0	0	0	0	0	0	0	0	0	0	0	0	0	0	0	0	0	0	0	W	31-21
12/07	at Falcons	P	0	0	0	0.0	0.0	0	0	0	0	0	0	0	0	0	0	0	0	1	1	0	0	0	0	L	17-20
12/17	Jets	P	0	0	0	0.0	0.0	0	0	0	0	0	0	0	0	0	0	0	0	0	0	0	0	0	0	W	31-19
12/24	Falcons	P	0	0	0	0.0	0.0	0	0	0	0	0	0	0	0	0	0	0	0	0	0	0	0	0	0	W	23-13
12/31	at Buccaneers	P	0	0	0	0.0	0.0	0	0	0	0	0	0	0	0	0	0	0	0	0	0	0	0	0	0	L	24-31
2017 TOTALS		6-0	0	0	0	0.0	0.0	0	0	0	0	0	0	0	0	0	0	0	0	1	1	0	0	0	0	10-3	
+ - Overtime																											



OFFENSIVE TACKLE

HEIGHT: 6-5

WEIGHT: 315

COLLEGE: Texas A&M

BORN: September 28, 1998

BIRTHPLACE Beaumont, TX

HOW ACQUIRED: 04a '21


NFL EXPERIENCE: 2nd year

DATE	TEAM	GP	GS
2021	Steelers	16	16
2022	Steelers	17	17
NFL TOTALS		33	33

DATE	TEAM	GP	GS
2021	Steelers	1	1
NFL TOTALS		1	1

[illegible]

DATE	OPPONENT	P/S	W/L	SCORE
09/11	at Bengals	S	W	23-20+
09/18	Patriots	S	L	14-17
09/22	at Browns	S	L	17-29
10/02	Jets	S	L	20-24
10/09	at Bills	S	L	3-38
10/16	Buccaneers	S	W	20-18
10/23	at Dolphins	S	L	10-16
10/30	at Eagles	S	L	13-35
11/13	Saints	S	W	20-10
11/20	Bengals	S	L	30-37
11/28	at Colts	S	W	24-17
12/04	at Falcons	S	W	19-16
12/11	Ravens	S	L	14-16
12/18	at Panthers	S	W	24-16
12/24	Raiders	S	W	13-10
01/01	at Ravens	S	W	16-13
01/08	Browns	S	W	28-14
2022 TOTALS		17-17	9-8	
+ - Overtime				



21

TRE NORWOOD

DEFENSIVE BACK

HEIGHT: 6-0
WEIGHT: 184
COLLEGE: Oklahoma
BORN: April 18, 1989

BIRTHPLACE: Fort Smith, AR
HOW ACQUIRED: 07a 21
NFL EXPERIENCE: 2nd year

TRE NORWOOD'S NFL REGULAR SEASON DEFENSIVE STATISTICS

DATE	TEAM	GP	GS	TACKLES								INTERCEPTIONS								O. FUMB				ST				MISC	
				TK	S	A	TFL	YDS	SK	YDS	QBH	NO	YDS	LG	TD	PD	FF	FR	TD	YDS	TK	S	A	FF	FR	S	A		
2021	Steelers	17	3	35	30	5	2	4	0.0	0.0	0	1	0	0	0	4	0	0	0	3	2	1	0	0	0	0			
2022	Steelers	15	3	20	16	4	2	3	0.0	0.0	0	0	0	0	0	0	0	0	3	1	2	0	0	0	0				
NFL TOTALS		32	6	55	46	9	4	7	0.0	0.0	0	1	0	0	0	4	0	0	0	6	3	3	0	0	0	0			

TRE NORWOOD'S NFL POSTSEASON DEFENSIVE STATISTICS

		TACKLES										INTERCEPTIONS				O. FUMB				ST				MISC			
DATE	TEAM	GP	GS	TK	S	A	TFL	YDS	SK	YDS	QBH	NO	YDS	LG	TD	PD	FF	FR	TD	YDS	TK	S	A	FF	FR	S	A
2021	Steelers	1	0	2	0	2	0	0	0.0	0.0	0	0	0	0	0	2	0	0	0	0	0	0	0	0	0	0	0
NFL TOTALS		1	0	2	0	2	0	0	0.0	0.0	0	0	0	0	0	2	0	0	0	0	0	0	0	0	0	0	0

SINGLE-GAME HIGHS: DEFENSIVE

- Total Tackles

7 vs. New York Jets, Oct 02, 2022

7 at Los Angeles Chargers, Nov 21, 2021

Solo Tackles

6 at Los Angeles Chargers, Nov 21, 2021

5 vs. Tampa Bay Buccaneers, Oct 16, 2022

...1 more at 5.

Passes Defensed

2 vs. Detroit Lions, Nov 14, 2021

1 vs. Cleveland Browns, Jan 03, 2022

...1 more at 1.
- Tackles For Loss

2 vs. New York Jets, Oct 02, 2022

1 at Cincinnati Bengals, Nov 28, 2021

...1 more at 1.

Interceptions

1 vs. Cleveland Browns, Jan 03, 2022

1 at Baltimore Ravens, Jan 09, 2022

1 vs. Baltimore Ravens, Dec 05, 2021

...1 more at 1.

Special Teams Tackles

SINGLE-GAME HIGHS - POSTSEASON: DEFENSIVE

- Total Tackles

2 at Kansas City Chiefs, Jan 16, 2022
- Passes Defensed

2 at Kansas City Chiefs, Jan 16, 2022

2022 GAME-BY-GAME REGULAR-SEASON STATISTICS (STEELERS)

DATE	OPPONENT	P/S	TACKLES							INTERCEPTIONS					O. FUMB			ST			MISC		W/L	SCORE			
			TK	S	A	SK	YDS	TFL	YDS	QBH	NO	YDS	LG	TD	PD	FF	FR	TD	YDS	TK	S	A			FF	FR	S
09/11	at Bengals	S	1	0	1	0.0	0.0	0	0	0	0	0	0	0	0	0	0	0	0	0	0	0	0	0	W	23-20+	
09/18	Patriots	P	1	1	0	0.0	0.0	0	0	0	0	0	0	0	0	0	0	0	0	0	0	0	0	0	L	14-17	
09/22	at Browns	P	0	0	0	0.0	0.0	0	0	0	0	0	0	0	0	0	0	0	0	0	0	0	0	0	L	17-29	
10/02	Jets	P	7	5	2	0.0	0.0	2	3	0	0	0	0	0	0	0	0	0	0	0	0	0	0	0	L	20-24	
10/09	at Bills	S	2	2	0	0.0	0.0	0	0	0	0	0	0	0	0	0	0	0	1	1	0	0	0	0	L	3-38	
10/16	Buccaneers	S	5	5	0	0.0	0.0	0	0	0	0	0	0	0	0	0	0	0	0	0	0	0	0	0	W	20-18	
10/23	at Dolphins	P	2	2	0	0.0	0.0	0	0	0	0	0	0	0	0	0	0	0	0	0	0	0	0	0	L	10-16	
10/30	at Eagles	P	0	0	0	0.0	0.0	0	0	0	0	0	0	0	0	0	0	0	0	0	0	0	0	0	L	13-35	
11/13	Saints	P	1	1	0	0.0	0.0	0	0	0	0	0	0	0	0	0	0	0	1	0	1	0	0	0	W	20-10	
11/20	Bengals	P	0	0	0	0.0	0.0	0	0	0	0	0	0	0	0	0	0	0	0	0	0	0	0	0	L	30-37	
11/28	at Colts	P	0	0	0	0.0	0.0	0	0	0	0	0	0	0	0	0	0	0	0	0	0	0	0	0	W	24-17	
12/04	at Falcons	P	0	0	0	0.0	0.0	0	0	0	0	0	0	0	0	0	0	0	0	0	0	0	0	0	W	19-16	
12/11	Ravens	P	0	0	0	0.0	0.0	0	0	0	0	0	0	0	0	0	0	0	0	0	0	0	0	0	L	14-16	
12/18	at Panthers	P	0	0	0	0.0	0.0	0	0	0	0	0	0	0	0	0	0	0	1	0	1	0	0	0	W	24-16	
12/24	Raiders	P	1	0	1	0.0	0.0	0	0	0	0	0	0	0	0	0	0	0	0	0	0	0	0	0	W	13-10	
01/01	at Ravens									INACTIVE															W	16-13	
01/08	Browns									ON INACTIVE LIST															W	28-14	
2022 TOTALS		15-3	20	16	4	0.0	0.0	2	3	0	0	0	0	0	0	0	0	0	3	1	2	0	0	0	0	9-8	
+ - Overtime																											

2021 GAME-BY-GAME REGULAR-SEASON STATISTICS (STEELERS)

DATE	OPPONENT	P/S	TACKLES							INTERCEPTIONS				O. FUMB			ST			MISC		W/L	SCORE				
			TK	S	A	SK	YDS	TFL	YDS	QBH	NO	YDS	LG	TD	PD	FF	FR	TD	YDS	TK	S			A	FF	FR	S
09/12	at Bills	S	5	4	1	0.0	0.0	0	0	0	0	0	0	0	0	0	0	0	1	1	0	0	0	0	0	W	23-16
09/19	Raiders	P	1	1	0	0.0	0.0	0	0	0	0	0	0	0	0	0	0	0	0	0	0	0	0	0	0	L	17-26
09/26	Bengals	P	3	3	0	0.0	0.0	0	0	0	0	0	0	0	0	0	0	0	0	0	0	0	0	0	0	L	10-24
10/03	at Packers	P	0	0	0	0.0	0.0	0	0	0	0	0	0	0	0	0	0	0	0	0	0	0	0	0	0	L	17-27
10/10	Broncos	P	2	2	0	0.0	0.0	0	0	0	0	0	0	0	0	0	0	0	0	0	0	0	0	0	0	W	27-19
10/17	Seahawks	P	3	3	0	0.0	0.0	1	4	0	0	0	0	0	1	0	0	0	0	0	0	0	0	0	0	W	23-20+
10/31	at Browns	P	2	2	0	0.0	0.0	0	0	0	0	0	0	0	0	0	0	0	0	0	0	0	0	0	0	W	15-10
11/08	Bears	P	1	1	0	0.0	0.0	0	0	0	0	0	0	0	0	0	0	0	0	0	0	0	0	0	0	W	29-27
11/14	Lions	S	1	1	0	0.0	0.0	0	0	0	0	0	0	0	0	0	0	0	0	0	0	0	0	0	0	T	16-16
11/21	at Chargers	S	7	6	1	0.0	0.0	0	0	0	0	0	0	0	2	0	0	0	0	0	0	0	0	0	0	L	37-41
11/28	at Bengals	P	1	1	0	0.0	0.0	1	0	0	0	0	0	0	0	0	0	0	0	0	0	0	0	0	0	L	10-41
12/05	Ravens	P	3	1	2	0.0	0.0	0	0	0	0	0	0	0	0	0	0	0	1	0	1	0	0	0	0	W	20-19
12/09	at Vikings	P	1	1	0	0.0	0.0	0	0	0	0	0	0	0	0	0	0	0	0	0	0	0	0	0	0	L	28-36
12/19	Titans	P	1	1	0	0.0	0.0	0	0	0	0	0	0	0	0	0	0	0	0	0	0	0	0	0	0	W	19-13
12/26	at Chiefs	P	1	1	0	0.0	0.0	0	0	0	0	0	0	0	0	0	0	0	0	0	0	0	0	0	0	L	10-36
01/03	Browns	P	3	2	1	0.0	0.0	0	0	0	1	0	0	0	1	0	0	0	0	0	0	0	0	0	0	W	26-14
01/09	at Ravens	P	0	0	0	0.0	0.0	0	0	0	0	0	0	0	0	0	0	0	1	1	0	0	0	0	0	W	16-13+
2021 TOTALS		17-3	35	30	5	0.0	0.0	2	4	0	1	0	0	0	4	0	0	0	0	3	2	1	0	0	0	0	9-7-1
+ - Overtime																											





OGUNJOB

LARRY OGUNJOBI

DEFENSIVE TACKLE

HEIGHT: 6-3

WEIGHT: 305

COLLEGE: Charlotte

BORN: June 3, 1994

BIRTHPLACE: Greensboro, NC

HOW ACQUIRED: FA 22

NFL EXPERIENCE: 6th year



COMMUNITY

- ✦ NFL Waterboys - Unites professional athletes and fans in support of a single shared cause: providing clean, accessible drinking water to communities in need.
- ✦ In March 2020, donated 100,00 meals to Greater Cleveland Food Bank
- ✦ 2018 and 2019 hosted Christmas shopping for youth
- ✦ Participated in Thanksgiving drives
- ✦ Lighthouse Youth Services - System of care for 0-24 to guide and trace progress over time (mental health service, youth housing, emergency shelter, community juvenile justice services, residential treatment and foster care and adoption)
- ✦ Freestore Foodbank - Provides meals to hungry children and families
- ✦ Hosts a youth football camp at former school Ragsdale High School
- ✦ Children's Camp in Guam in 2018 and 2020 with Zach Banner

LARRY OGUNJOBI'S NFL REGULAR SEASON DEFENSIVE STATISTICS

DATE	TEAM	GP	GS	TK	S	TACKLES				YDS	SK	YDS	QBH	INTERCEPTIONS				O. FUMB				ST				MISC			
						TFL	YDS	A	TFL					NO	YDS	LG	TD	PD	FF	FR	TD	YDS	TK	S	A	FF	FR	S	A
2017	Browns	14	1	32	17	15	4	21	1.0	7.0	3	0	0	0	0	0	0	0	0	0	0	0	0	0	0	0	0	0	0
2018	Browns	16	16	52	33	19	10	53	5.5	51.5	15	0	0	0	0	0	0	0	0	1	0	0	0	0	0	0	0	0	0
2019	Browns	15	15	50	35	15	10	55	5.5	40.0	13	0	0	0	0	0	1	0	0	0	0	0	0	0	0	0	0	0	0
2020	Browns	15	15	46	23	23	5	15	2.5	18.0	6	0	0	0	0	0	1	0	0	0	0	0	0	0	0	0	0	0	0
2021	Bengals	16	16	49	29	20	12	55	7.0	51.5	16	0	0	0	0	0	0	0	0	0	0	0	0	0	0	0	0	0	0
2022	Steelers	16	16	48	25	23	7	14	1.5	10.0	11	0	0	0	0	0	0	0	0	0	0	0	0	0	0	0	0	0	0
NFL TOTALS		92	79	277	162	115	48	213	23.0	178.0	64	0	0	0	0	0	1	2	0	0	0	0	0	0	0	0	0	0	0

LARRY OGUNJOBI'S NFL POSTSEASON DEFENSIVE STATISTICS

2020-2021 Season Statistics																																			
DATE	TEAM	GP	GS	TACKLES								INTERCEPTIONS								O. FUMB								ST				MISC			
				TK	S	A	TFL	YDS	SK	YDS	QBH	NO	YDS	LG	TD	PD	FF	FR	TD	YDS	TK	S	A	FF	FR	S	A								
2020	Browns	2	2	4	1	3	0	0	0.0	0.0	0	0	0	0	0	0	0	0	0	0	0	0	0	0	0	0	0	0	0	0	0				
2021	Bengals	1	1	0	0	0	0	0.0	0.0	0	0	0	0	0	0	0	0	11	0	0	0	0	0	0	0	0	0	0	0	0					
NFL TOTALS		3	3	4	1	3	0	0	0.0	0.0	0	0	0	0	0	0	0	11	0	0	0	0	0	0	0	0	0	0	0	0	0				

SINGLE-GAME HIGHS: DEFENSIVE

Total Tackles	9 vs. Cincinnati Bengals, Dec 08, 2019	Passes Defensed	1 at Denver Broncos, Nov 03, 2019
	8 vs. New York Jets, Sep 20, 2018	Forced Fumbles	1 at Baltimore Ravens, Sep 13, 2020
Solo Tackles	5 at Baltimore Ravens, Oct 24, 2021		1 at Baltimore Ravens, Dec 30, 2018
	5 at Cincinnati Bengals, Dec 29, 2019	Tackles For Loss	2 at Carolina Panthers, Dec 18, 2022
Sacks	2.0 at New Orleans Saints, Sep 16, 2018		2 vs. San Francisco 49ers, Dec 12, 2021
	1.5 at Denver Broncos, Dec 19, 2021		...8 more at 2.
	...1 more at 1.5.		

SINGLE-GAME HIGHS - POSTSEASON: DEFENSIVE

Total Tackles	3 at Pittsburgh Steelers, Jan 10, 2021	Fumble Recoveries	1 vs. Las Vegas Raiders, Jan 15, 2022
	1 at Kansas City Chiefs, Jan 17, 2021	Longest Opponent's Fumble Return	11 vs. Las Vegas Raiders, Jan 15, 2022
Solo Tackles	1 at Kansas City Chiefs, Jan 17, 2021		

2022 GAME-BY-GAME REGULAR-SEASON STATISTICS (STEELERS)

DATE	OPPONENT	P/S	TACKLES								INTERCEPTIONS				O. FUMB			ST				MISC		W/L	SCORE				
			TK	S	A	SK	YDS	TFL	YDS	QBH	NO	YDS	LG	TD	PD	FF	FR	TD	YDS	TK	S	A	FF			FR	S	A	
09/11	at Bengals	S	4	3	1	0.0	0.0	1	0	1	0	0	0	0	0	0	0	0	0	0	0	0	0	0	0	W	23-20+		
09/18	Patriots	S	3	0	3	0.0	0.0	0	0	0	0	0	0	0	0	0	0	0	0	0	0	0	0	0	0	L	14-17		
09/22	at Browns	S	2	0	2	0.5	4.0	0	0	2	0	0	0	0	0	0	0	0	0	0	0	0	0	0	0	L	17-29		
10/02	Jets	S	3	1	2	0.0	0.0	0	0	2	0	0	0	0	0	0	0	0	0	0	0	0	0	0	0	L	20-24		
10/09	at Bills	S	0	0	0	0.0	0.0	0	0	0	0	0	0	0	0	0	0	0	0	0	0	0	0	0	0	L	3-38		
10/16	Buccaneers	S	4	3	1	0.0	0.0	1	0	2	0	0	0	0	0	0	0	0	0	0	0	0	0	0	0	W	20-18		
10/23	at Dolphins	S	3	2	1	0.0	0.0	0	0	0	0	0	0	0	0	0	0	0	0	0	0	0	0	0	0	L	10-16		
10/30	at Eagles										ON INACTIVE LIST																L	13-35	
11/13	Saints	S	3	1	2	0.0	0.0	0	0	0	0	0	0	0	0	0	0	0	0	0	0	0	0	0	0	W	20-10		
11/20	Bengals	S	1	0	1	0.0	0.0	0	0	1	0	0	0	0	0	0	0	0	0	0	0	0	0	0	0	L	30-37		
11/28	at Colts	S	5	3	2	0.0	0.0	0	0	0	0	0	0	0	0	0	0	0	0	0	0	0	0	0	0	W	24-17		
12/04	at Falcons	S	4	4	0	0.0	0.0	1	3	0	0	0	0	0	0	0	0	0	0	0	0	0	0	0	0	W	19-16		
12/11	Ravens	S	2	0	2	0.0	0.0	0	0	0	0	0	0	0	0	0	0	0	0	0	0	0	0	0	0	L	14-16		
12/18	at Panthers	S	5	3	2	0.0	0.0	2	2	1	0	0	0	0	0	0	0	0	0	0	0	0	0	0	0	W	24-16		
12/24	Raiders	S	4	3	1	0.0	0.0	1	3	1	0	0	0	0	0	0	0	0	0	0	0	0	0	0	0	W	13-10		
01/01	at Ravens	S	2	1	1	0.0	0.0	0	0	0	0	0	0	0	0	0	0	0	0	0	0	0	0	0	0	W	16-13		
01/08	Browns	S	3	1	2	1.0	6.0	1	6	1	0	0	0	0	0	0	0	0	0	0	0	0	0	0	0	W	28-14		
2022 TOTALS		16-16	48	25	23	1.5	10.0	7	14	11	0	0	0	0	0	0	0	0	0	0	0	0	0	0	0	9-8			
+ - Overtime																													

2021 GAME-BY-GAME REGULAR-SEASON STATISTICS (BENGALS)

DATE	OPPONENT	P/S	TACKLES								INTERCEPTIONS				O. FUMB			ST				MISC		W/L	SCORE				
			TK	S	A	SK	YDS	TFL	YDS	QBH	NO	YDS	LG	TD	PD	FF	FR	TD	YDS	TK	S	A	FF			FR	S	A	
09/12	Vikings	S	6	4	2	1.0	9.0	2	12	1	0	0	0	0	0	0	0	0	0	0	0	0	0	0	0	W	27-24+		
09/19	at Bears	S	4	1	3	0.0	0.0	1	5	0	0	0	0	0	0	0	0	0	0	0	0	0	0	0	0	L	17-20		
09/26	at Steelers	S	3	2	1	0.0	0.0	1	0	0	0	0	0	0	0	0	0	0	0	0	0	0	0	0	0	W	24-10		
09/30	Jaguars	S	3	2	1	0.0	0.0	0	0	0	0	0	0	0	0	0	0	0	0	0	0	0	0	0	0	W	24-21		
10/10	Packers	S	0	0	0	0.0	0.0	0	0	0	0	0	0	0	0	0	0	0	0	0	0	0	0	0	0	L	22-25+		
10/17	at Lions	S	3	2	1	0.0	0.0	0	0	0	0	0	0	0	0	0	0	0	0	0	0	0	0	0	0	W	34-11		
10/24	at Ravens	S	6	5	1	1.5	5.5	2	5	2	0	0	0	0	0	0	0	0	0	0	0	0	0	0	0	W	41-17		
10/31	at Jets	S	5	3	2	1.0	5.0	1	5	2	0	0	0	0	0	0	0	0	0	0	0	0	0	0	0	L	31-34		
11/07	Browns	S	2	1	1	0.0	0.0	0	0	0	0	0	0	0	0	0	0	0	0	0	0	0	0	0	0	L	16-41		
11/21	at Raiders	S	2	0	2	0.0	0.0	0	0	1	0	0	0	0	0	0	0	0	0	0	0	0	0	0	0	W	32-13		
11/28	Steelers	S	1	1	0	0.0	0.0	0	0	1	0	0	0	0	0	0	0	0	0	0	0	0	0	0	0	W	41-10		
12/05	Chargers	S	2	1	1	1.0	9.0	1	9	2	0	0	0	0	0	0	0	0	0	0	0	0	0	0	0	L	22-41		
12/12	49ers	S	4	3	1	1.0	9.0	2	10	1	0	0	0	0	0	0	0	0	0	0	0	0	0	0	0	L	23-26+		
12/19	at Broncos	S	4	1	3	1.5	14.0	1	9	3	0	0	0	0	0	0	0	0	0	0	0	0	0	0	0	W	15-10		
12/26	Ravens	S	0	0	0	0.0	0.0	0	0	1	0	0	0	0	0	0	0	0	0	0	0	0	0	0	0	W	41-21		
01/02	Chiefs	S	4	3	1	0.0	0.0	1	0	2	0	0	0	0	0	0	0	0	0	0	0	0	0	0	0	W	34-31		
01/09	at Browns										DID NOT PLAY																L	16-21	
2021 TOTALS		16-16	49	29	20	7.0	51.5	12	55	16	0	0	0	0	0	0	0	0	0	0	0	0	0	0	0	10-7			
+ - Overtime																													

2020 GAME-BY-GAME REGULAR-SEASON STATISTICS (BROWNS)

DATE	OPPONENT	P/S	TACKLES								INTERCEPTIONS				O. FUMB			ST				MISC		W/L	SCORE		
			TK	S	A	SK	YDS	TFL	YDS	QBH	NO	YDS	LG	TD	PD	FF	FR	TD	YDS	TK	S	A	FF			FR	S
09/13	at Ravens	S	3	3	0	0.0	0.0	1	2	0	0	0	0	0	1	0	0	0	0	0	0	0	0	0	0	L	6-38
09/17	Bengals	S	1	0	1	0.0	0.0	0	0	0	0	0	0	0	0	0	0	0	0	0	0	0	0	0	0	W	35-30
09/27	Football Team	S	4	2	2	0.0	0.0	1	0	0	0	0	0	0	0	0	0	0	0	0	0	0	0	0	0	W	34-20
10/04	at Cowboys	S	2	0	2	0.0	0.0	0	0	0	0	0	0	0	0	0	0	0	0	0	0	0	0	0	0	W	49-38
10/11	Colts									INACTIVE																W	32-23
10/18	at Steelers	S	5	4	1	0.0	0.0	1	3	0	0	0	0	0	0	0	0	0	0	0	0	0	0	0	0	L	7-38
10/25	at Bengals	S	4	2	2	0.0	0.0	0	0	0	0	0	0	0	0	0	0	0	0	0	0	0	0	0	0	W	37-34
11/01	Raiders	S	4	2	2	0.0	0.0	0	0	0	0	0	0	0	0	0	0	0	0	0	0	0	0	0	0	L	6-16
11/15	Texans	S	2	1	1	0.5	2.5	0	0	1	0	0	0	0	0	0	0	0	0	0	0	0	0	0	0	W	10-7
11/22	Eagles	S	3	0	3	0.5	5.0	0	0	1	0	0	0	0	0	0	0	0	0	0	0	0	0	0	0	W	22-17
11/29	at Jaguars	S	3	2	1	0.0	0.0	0	0	0	0	0	0	0	0	0	0	0	0	0	0	0	0	0	0	W	27-25
12/06	at Titans	S	2	1	1	1.0	7.0	1	7	1	0	0	0	0	0	0	0	0	0	0	0	0	0	0	0	W	41-35
12/14	Ravens	S	4	2	2	0.0	0.0	0	0	0	0	0	0	0	0	0	0	0	0	0	0	0	0	0	0	L	42-47
12/20	at Giants	S	3	1	2	0.5	3.5	1	3	2	0	0	0	0	0	0	0	0	0	0	0	0	0	0	0	W	20-6
12/27	at Jets	S	4	2	2	0.0	0.0	0	0	0	0	0	0	0	0	0	0	0	0	0	0	0	0	0	0	L	16-23
01/03	Steelers	S	2	1	1	0.0	0.0	0	0	1	0	0	0	0	0	0	0	0	0	0	0	0	0	0	0	W	24-22
2020 TOTALS			15-15	46	23	2.5	18.0	5	15	6	0	0	0	0	0	1	0	0	0	0	0	0	0	0	0	0	11-5

2018 GAME-BY-GAME REGULAR-SEASON STATISTICS (BROWNS)

DATE	OPPONENT	P/S	TACKLES								INTERCEPTIONS								O. FUMB				ST				MISC		W/L	SCORE
			TK	S	A	SK	YDS	TFL	YDS	QBH	NO	YDS	LG	TD	PD	FF	FR	TD	YDS	TK	S	A	FF	FR	S	A				
09/09	Steelers	S	7	3	4	1.0	10.0	1	10	1	0	0	0	0	0	0	0	0	0	0	0	0	0	0	0	T	21-21			
09/16	at Saints	S	3	3	0	2.0	21.0	2	21	2	0	0	0	0	0	0	0	0	0	0	0	0	0	0	0	L	18-21			
09/20	Jets	S	8	4	4	0.0	0.0	2	5	0	0	0	0	0	0	0	0	0	0	0	0	0	0	0	0	W	21-17			
09/30	at Raiders	S	3	3	0	0.0	0.0	1	0	2	0	0	0	0	0	0	0	0	0	0	0	0	0	0	0	L	42-45+			
10/07	Ravens	S	0	0	0	0.0	0.0	0	0	3	0	0	0	0	0	0	0	0	0	0	0	0	0	0	0	W	12-9+			
10/14	Chargers	S	4	3	1	0.5	6.0	0	0	1	0	0	0	0	0	0	0	0	0	0	0	0	0	0	0	L	14-38			
10/21	at Buccaneers	S	2	1	1	0.5	3.5	0	0	1	0	0	0	0	0	0	0	0	0	0	0	0	0	0	0	L	23-26+			
10/28	at Steelers	S	2	2	0	0.0	0.0	0	0	0	0	0	0	0	0	0	0	0	0	0	0	0	0	0	0	L	18-33			
11/04	Chiefs	S	2	2	0	0.0	0.0	1	1	1	0	0	0	0	0	0	0	0	0	0	0	0	0	0	0	L	21-37			
11/11	Falcons	S	4	2	2	0.5	3.0	0	0	2	0	0	0	0	0	0	0	0	0	0	0	0	0	0	0	W	28-16			
11/25	at Bengals	S	3	2	1	0.0	0.0	1	4	0	0	0	0	0	0	0	0	0	0	0	0	0	0	0	0	W	35-20			
12/02	at Texans	S	0	0	0	0.0	0.0	0	0	0	0	0	0	0	0	0	0	0	0	0	0	0	0	0	0	L	13-29			
12/09	Panthers	S	4	0	4	0.0	0.0	0	0	0	0	0	0	0	0	0	0	0	0	0	0	0	0	0	0	W	26-20			
12/15	at Broncos	S	3	3	0	0.0	0.0	0	0	1	0	0	0	0	0	0	0	0	0	0	0	0	0	0	0	W	17-16			
12/23	Bengals	S	4	4	0	1.0	8.0	2	12	1	0	0	0	0	0	0	0	0	0	0	0	0	0	0	0	W	26-18			
12/30	at Ravens	S	3	1	2	0.0	0.0	0	0	0	0	0	0	0	1	0	0	0	0	0	0	0	0	0	0	L	24-26			
2018 TOTALS			16-16	52	33	19	5.5	51.5	10	53	15	0	0	0	0	0	1	0	0	0	0	0	0	0	0	7-8-1				
+ - Overtime																														

2017 GAME-BY-GAME REGULAR-SEASON STATISTICS (BROWNS)

DATE	OPPONENT	P/S	TACKLES							INTERCEPTIONS					O. FUMB				ST				MISC		W/L	SCORE			
			TK	S	A	SK	YDS	TFL	YDS	QBH	NO	YDS	LG	TD	PD	FF	FR	TD	YDS	TK	S	A	FF	FR			S	A	
09/10	Steelers	P	4	2	2	0.0	0.0	0	0	0	0	0	0	0	0	0	0	0	0	0	0	0	0	0	0	L	18-21		
09/17	at Ravens	P	0	0	0	0.0	0.0	0	0	1	0	0	0	0	0	0	0	0	0	0	0	0	0	0	0	L	10-24		
09/24	at Colts	P	2	0	2	0.0	0.0	0	0	0	0	0	0	0	0	0	0	0	0	0	0	0	0	0	0	L	28-31		
10/01	Bengals	P	3	1	2	0.0	0.0	1	5	0	0	0	0	0	0	0	0	0	0	0	0	0	0	0	0	L	7-31		
10/08	Jets	P	1	1	0	0.0	0.0	0	0	1	0	0	0	0	0	0	0	0	0	0	0	0	0	0	0	L	14-17		
10/15	at Texans	P	1	1	0	0.0	0.0	0	0	0	0	0	0	0	0	0	0	0	0	0	0	0	0	0	0	L	17-33		
10/22	Titans	P	1	0	1	0.0	0.0	0	0	0	0	0	0	0	0	0	0	0	0	0	0	0	0	0	0	L	9-12+		
10/29	Vikings										INACTIVE																	L	16-33
11/12	at Lions										ON INACTIVE LIST																	L	24-38
11/19	Jaguars	P	5	2	3	0.0	0.0	0	0	0	0	0	0	0	0	0	0	0	0	0	0	0	0	0	0	L	7-19		
11/26	at Bengals	P	0	0	0	0.0	0.0	0	0	0	0	0	0	0	0	0	0	0	0	0	0	0	0	0	0	L	16-30		
12/03	at Chargers	P	3	2	1	0.0	0.0	1	4	0	0	0	0	0	0	0	0	0	0	0	0	0	0	0	0	L	10-19		
12/10	Packers	S	2	1	1	0.0	0.0	0	0	0	0	0	0	0	0	0	0	0	0	0	0	0	0	0	0	L	21-27+		
12/17	Ravens	P	4	3	1	0.0	0.0	0	0	0	0	0	0	0	0	0	0	0	0	0	0	0	0	0	0	L	10-27		
12/24	at Bears	P	4	3	1	1.0	7.0	2	12	1	0	0	0	0	0	0	0	0	0	0	0	0	0	0	0	L	3-20		
12/31	at Steelers	P	2	1	1	0.0	0.0	0	0	0	0	0	0	0	0	0	0	0	0	0	0	0	0	0	0	L	24-28		
2017 TOTALS			14-1	32	17	15	1.0	7.0	4	21	3	0	0	0	0	0	0	0	0	0	0	0	0	0	0	0-16			
+ - Overtime																													



76

(Chuk-WEZ) mch-oh-KOR-ah-fay

CHUKWUMA OKORAFOR

OFFENSIVE LINEMAN

HEIGHT: 6-6

WEIGHT: 320

COLLEGE: Western Michigan

BORN: August 8, 1997

BIRTHPLACE: Southfield, MI

HOW ACQUIRED: D3b '18

NFL EXPERIENCE: 5th year



CHUKWUMA OKORAFOR'S NFL REGULAR SEASON STATISTICS

DATE	TEAM	GP	GS
2018	Steelers	13	3
2019	Steelers	1	1
2020	Steelers	16	15
2021	Steelers	16	16
2022	Steelers	17	17
NFL TOTALS		63	52

CHUKWUMA OKORAFOR'S NFL POSTSEASON STATISTICS

DATE	TEAM	GP	GS
2020	Steelers	1	1
2021	Steelers	1	1
NFL TOTALS		2	2

2022 GAME-BY-GAME REGULAR-SEASON STATISTICS (STEELERS)

DATE	OPPONENT	P/S	W/L	SCORE
09/11	at Bengals	S	W	23-20+
09/18	Patriots	S	L	14-17
09/22	at Browns	S	L	17-29
10/02	Jets	S	L	20-24
10/09	at Bills	S	L	3-38
10/16	Buccaneers	S	W	20-18
10/23	at Dolphins	S	L	10-16
10/30	at Eagles	S	L	13-35
11/13	Saints	S	W	20-10
11/20	Bengals	S	L	30-37
11/28	at Colts	S	W	24-17
12/04	at Falcons	S	W	19-16
12/11	Ravens	S	L	14-16
12/18	at Panthers	S	W	24-16
12/24	Raiders	S	W	13-10
01/01	at Ravens	S	W	16-13
01/08	Browns	S	W	28-14
2022 TOTALS		17-17	9-8	
+ - Overtime				



80

0-0

GUNNER OLSZEWSKI

WIDE RECEIVER

HEIGHT: 6-0

WEIGHT: 190

COLLEGE: Bemidji State

BORN: November 26, 1996

BIRTHPLACE: Alvin, TX

HOW ACQUIRED: UFA '22

NFL EXPERIENCE: 4th year



GUNNER OLSZEWSKI'S NFL REGULAR SEASON RUSHING/RECEIVING STATISTICS

DATE	TEAM	GP	GS	RECEIVING				RUSHING			
				NO.	YDS.	AVG.	LG	NO.	YDS.	AVG.	LG
2019	Patriots	8	0	2	34	17.0	29	0	0	0.0	0
2020	Patriots	13	2	5	62	12.4	38t	1	5	23	4.6
2021	Patriots	16	0	2	31	15.5	22	0	1	9	9.0
2022	Steelers	16	2	5	53	10.6	31	0	8	39	4.9
NFL TOTALS		53	4	14	180	12.9	38T	1	14	71	5.1

GUNNER OLSZEWSKI'S NFL POSTSEASON RUSHING/RECEIVING STATISTICS

DATE	TEAM	GP	GS	RECEIVING				RUSHING			
				NO.	YDS.	AVG.	LG	NO.	YDS.	AVG.	LG
2019	Patriots	0	0	0	0	0.0	0	0	0	0.0	0
2021	Patriots	1	0	0	0	0.0	0	0	0	0.0	0
NFL TOTALS		1	0	0	0	0.0	0	0	0	0.0	0

GUNNER OLSZEWSKI'S NFL REGULAR SEASON RETURN STATISTICS

DATE	TEAM	RET.	KICKOFF RETURNS				PUNT RETURNS			
			YDS.	AVG.	LG	TD	NO.	FC	YDS.	AVG.
2019	Patriots	0	0	0.0	0	0	20	16	179	9.0
2020	Patriots	18	418	23.2	33	0	20	11	346	17.3
2021	Patriots	18	416	23.1	37	0	26	10	309	11.9
2022	Steelers	3	46	15.3	27	0	8	5	55	6.9
NFL TOTALS		39	880	22.6	37	0	74	42	889	12.0

GUNNER OLSZEWSKI'S NFL POSTSEASON RETURN STATISTICS

DATE	TEAM	RET.	KICKOFF RETURNS				PUNT RETURNS			
			YDS.	AVG.	LG	TD	NO.	FC	YDS.	AVG.
2019	Patriots	0	0	0.0	0	0	0	0	0	0.0
2021	Patriots	5	103	20.6	26	0	0	0	0	0.0
NFL TOTALS		5	103	20.6	26	0	0	0	0	0.0

SINGLE-GAME HIGHS: RUSHING/RECEIVING

Rush Attempts	3 at New York Jets, Nov 09, 2020	Longest Kickoff Return	37 vs. Tennessee Titans, Nov 28, 2021
	2 vs. Cleveland Browns, Jan 08, 2023		33 vs. San Francisco 49ers, Oct 25, 2020
Rushing Yards	...1 more at 2.	Fair Catches	5 at Washington Redskins, Oct 06, 2019
	18 vs. New England Patriots, Sep 18, 2022		4 vs. Jacksonville Jaguars, Jan 02, 2022
Longest Runs	16 at New York Jets, Nov 09, 2020	Punt Return Yards	145 at Los Angeles Chargers, Dec 06, 2020
	18 vs. New England Patriots, Sep 18, 2022		80 at Los Angeles Chargers, Oct 31, 2021
Receptions	12 at New York Jets, Nov 09, 2020	Longest Punt Return	70t at Los Angeles Chargers, Dec 06, 2020
	2 vs. Cincinnati Bengals, Nov 20, 2022		61 at Los Angeles Chargers, Dec 06, 2020
Receiving Yards	2 vs. New York Jets, Jan 03, 2021	Punt Returns	8 vs. New York Jets, Sep 22, 2019
	...1 more at 2.		5 at Los Angeles Rams, Dec 10, 2020
Longest Receptions	39 vs. Cincinnati Bengals, Nov 20, 2022	Punt Return TDs	1 at Los Angeles Chargers, Dec 06, 2020
	38 at Los Angeles Chargers, Dec 06, 2020	Punt Return Average	48.3 at Los Angeles Chargers, Dec 06, 2020
Receiving TDs	38t at Los Angeles Chargers, Dec 06, 2020		20.0 at Los Angeles Chargers, Oct 31, 2021
	31 vs. Cincinnati Bengals, Nov 20, 2022	Kickoff Return Average	28.0 vs. Tennessee Titans, Nov 28, 2021
All-Purpose Yards	1 at Los Angeles Chargers, Dec 06, 2020		25.8 vs. San Francisco 49ers, Oct 25, 2020
Kickoff Returns	183 at Los Angeles Chargers, Dec 06, 2020	Special Teams Tackles	3 vs. Jacksonville Jaguars, Jan 02, 2022
	155 vs. San Francisco 49ers, Oct 25, 2020		2 at Atlanta Falcons, Nov 18, 2021
Kickoff Return Yards	6 vs. San Francisco 49ers, Oct 25, 2020	Most TDs	2 at Los Angeles Chargers, Dec 06, 2020
	4 at New York Jets, Nov 09, 2020		
	155 vs. San Francisco 49ers, Oct 25, 2020		
	100 at New York Jets, Nov 09, 2020		

SINGLE-GAME HIGHS - POSTSEASON: RUSHING/RECEIVING

All-Purpose Yards	103 at Buffalo Bills, Jan 15, 2022	Longest Kickoff Return	26 at Buffalo Bills, Jan 15, 2022
Kickoff Returns	5 at Buffalo Bills, Jan 15, 2022		25 at Buffalo Bills, Jan 15, 2022
Kickoff Return Yards	103 at Buffalo Bills, Jan 15, 2022		21 at Buffalo Bills, Jan 15, 2022
			16 at Buffalo Bills, Jan 15, 2022
			15 at Buffalo Bills, Jan 15, 2022
		Kickoff Return Average	20.6 at Buffalo Bills, Jan 15, 2022
		Special Teams Tackles	1 at Buffalo Bills, Jan 15, 2022

2022 GAME-BY-GAME REGULAR-SEASON STATISTICS (STEELERS)

DATE	OPPONENT	P/S	RECEIVING					RUSHING					W/L	SCORE
			NO.	YDS.	AVG.	LG	TD	NO.	YDS.	AVG.	LG	TD		
09/11	at Bengals	P	0	0	0.0	0	0	0	0	0.0	0	0	W	23-20+
09/18	Patriots	P	0	0	0.0	0	0	1	18	18.0	18	0	L	14-17
09/22	at Browns	P	0	0	0.0	0	0	0	0	0.0	0	0	L	17-29
10/02	Jets	P	0	0	0.0	0	0	1	0	0.0	0	0	L	20-24
10/09	at Bills							ON INACTIVE LIST					L	3-38
10/16	Buccaneers	P	0	0	0.0	0	0	0	0	0.0	0	0	W	20-18
10/23	at Dolphins	P	0	0	0.0	0	0	0	0	0.0	0	0	L	10-16
10/30	at Eagles	P	0	0	0.0	0	0	0	0	0.0	0	0	L	13-35
11/13	Saints	P	1	4	4.0	4	0	0	0	0.0	0	0	W	20-10
11/20	Bengals	P	2	39	19.5	31	0	0	0	0.0	0	0	L	30-37
11/28	at Colts	S	0	0	0.0	0	0	1	9	9.0	9	0	W	24-17
12/04	at Falcons	P	0	0	0.0	0	0	2	2	1.0	2	0	W	19-16
12/11	Ravens	P	1	7	7.0	7	0	0	0	0.0	0	0	L	14-16
12/18	at Panthers	S	1	3	3.0	3	0	0	0	0.0	0	0	W	24-16
12/24	Raiders	P	0	0	0.0	0	0	0	0	0.0	0	0	W	13-10
01/01	at Ravens	P	0	0	0.0	0	0	1	6	6.0	6	0	W	16-13
01/08	Browns	P	0	0	0.0	0	0	2	4	2.0	3	0	W	28-14
2022 TOTALS		16-2	5	53	10.6	31	0	8	39	4.9	18	0	9-8	
+ - Overtime														

2021 GAME-BY-GAME REGULAR-SEASON STATISTICS (PATRIOTS)

DATE	OPPONENT	P/S	RECEIVING					RUSHING					W/L	SCORE
			NO.	YDS.	AVG.	LG	TD	NO.	YDS.	AVG.	LG	TD		
09/12	Dolphins	P	0	0	0.0	0	0	0	0	0.0	0	0	L	16-17
09/19	at Jets	P	0	0	0.0	0	0	0	0	0.0	0	0	W	25-6
09/26	Saints	P	0	0	0.0	0	0	0	0	0.0	0	0	L	13-28
10/03	Buccaneers	P	0	0	0.0	0	0	0	0	0.0	0	0	L	17-19
10/10	at Texans	P	0	0	0.0	0	0	0	0	0.0	0	0	W	25-22
10/17	Cowboys	P	0	0	0.0	0	0	0	0	0.0	0	0	L	29-35+
10/24	Jets	P	1	22	22.0	22	0	0	0	0.0	0	0	W	54-13
10/31	at Chargers	P	0	0	0.0	0	0	0	0	0.0	0	0	W	27-24
11/07	at Panthers	P	0	0	0.0	0	0	0	0	0.0	0	0	W	24-6
11/14	Browns							ON INACTIVE LIST					W	45-7
11/18	at Falcons	P	0	0	0.0	0	0	0	0	0.0	0	0	W	25-0
11/28	Titans	P	0	0	0.0	0	0	0	0	0.0	0	0	W	36-13
12/06	at Bills	P	0	0	0.0	0	0	0	0	0.0	0	0	W	14-10
12/18	at Colts	P	0	0	0.0	0	0	0	0	0.0	0	0	L	17-27
12/26	Bills	P	0	0	0.0	0	0	1	9	9.0	9	0	L	21-33
01/02	Jaguars	P	1	9	9.0	9	0	0	0	0.0	0	0	W	50-10
01/09	at Dolphins	P	0	0	0.0	0	0	0	0	0.0	0	0	L	24-33
2021 TOTALS		16-0	2	31	15.5	22	0	1	9	9.0	9	0	10-7	
+ - Overtime														

2020 GAME-BY-GAME REGULAR-SEASON STATISTICS (PATRIOTS)

DATE	OPPONENT	P/S	RECEIVING					RUSHING					W/L	SCORE
			NO.	YDS.	AVG.	LG	TD	NO.	YDS.	AVG.	LG	TD		
09/13	Dolphins							INJURED RESERVE					W	21-11
09/20	at Seahawks							INJURED RESERVE					L	30-35
09/27	Raiders							INJURED RESERVE					W	36-20
10/05	at Chiefs							INJURED RESERVE					L	10-26
10/18	Broncos							INJURED RESERVE					L	12-18
10/25	49ers							INJURED RESERVE					L	6-33
11/01	at Bills							INJURED RESERVE					L	21-24
11/09	at Jets							INJURED RESERVE					W	30-27
11/15	Ravens							INJURED RESERVE					W	23-17
11/22	at Texans	P	0	0	0.0	0	0	0	0	0.0	0	0	L	20-27
11/29	Cardinals	P	0	0	0.0	0	0	1	1	1.0	1	0	W	20-17
12/06	at Chargers	P	1	38	38.0	38t	1	0	0	0.0	0	0	W	45-0
12/10	at Rams	P	0	0	0.0	0	0	0	0	0.0	0	0	L	3-24
12/20	at Dolphins	P	0	0	0.0	0	0	0	0	0.0	0	0	L	12-22
12/28	Bills	P	0	0	0.0	0	0	0	0	0.0	0	0	L	9-38
01/03	Jets	P	2	14	7.0	12	0	0	0	0.0	0	0	W	28-14
2020 TOTALS		7-0	3	52	17.3	38T	1	1	1	1.0	1	0	7-9	

2019 GAME-BY-GAME REGULAR-SEASON STATISTICS (PATRIOTS)

DATE	OPPONENT	P/S	RECEIVING					RUSHING					W/L	SCORE
			NO.	YDS.	AVG.	LG	TD	NO.	YDS.	AVG.	LG	TD		
09/08	Steelers	P	0	0	0.0	0	0	0	0	0.0	0	0	W	33-3
09/15	at Dolphins	P	0	0	0.0	0	0	0	0	0.0	0	0	W	43-0
09/22	Jets	P	0	0	0.0	0	0	0	0	0.0	0	0	W	30-14
09/29	at Bills	P	0	0	0.0	0	0	0	0	0.0	0	0	W	16-10
10/06	at Redskins	P	0	0	0.0	0	0	0	0	0.0	0	0	W	33-7
10/10	Giants	P	2	34	17.0	29	0	0	0	0.0	0	0	W	35-14
10/21	at Jets	P	0	0	0.0	0	0	0	0	0.0	0	0	W	33-0
10/27	Browns	P	0	0	0.0	0	0	0	0	0.0	0	0	W	27-13
11/03	at Ravens												L	20-37
11/17	at Eagles												W	17-10
11/24	Cowboys												W	13-9
12/01	at Texans												L	22-28
12/08	Chiefs												L	16-23
12/15	at Bengals												W	34-13
12/21	Bills												W	24-17
12/29	Dolphins												L	24-27
2019 TOTALS			8-0	2	34	17.0	29	0	0	0	0.0	0	0	12-4

2021 GAME-BY-GAME REGULAR-SEASON STATISTICS (PATRIOTS)

DATE	OPPONENT	P/S	KICKOFF RETURNS					PUNT RETURNS					W/L	SCORE	
			RET	YDS	AVG	LG	TD	NO	FC	YDS	AVG	LG			TD
09/12	Dolphins	P	1	17	17.0	17	0	3	0	20	6.7	14	0	L	16-17
09/19	at Jets	P	0	0	0.0	0	0	0	1	0	0.0	0	0	W	25-6
09/26	Saints	P	0	0	0.0	0	0	3	1	30	10.0	18	0	L	13-28
10/03	Buccaneers	P	0	0	0.0	0	0	2	0	17	8.5	11	0	L	17-19
10/10	at Texans	P	3	65	21.7	26	0	1	1	13	13.0	13	0	W	25-22
10/17	Cowboys	P	2	47	23.5	24	0	1	0	23	23.0	23	0	L	29-35+
10/24	Jets	P	2	57	28.5	31	0	2	0	30	15.0	17	0	W	54-13
10/31	at Chargers	P	1	26	26.0	26	0	4	0	80	20.0	27	0	W	27-24
11/07	at Panthers	P	1	30	30.0	30	0	2	0	35	17.5	18	0	W	24-6
11/14	Browns						ON INACTIVE LIST						W	45-7	
11/18	at Falcons	P	0	0	0.0	0	0	3	1	17	5.7	17	0	W	25-0
11/28	Titans	P	3	84	28.0	37	0	2	0	23	11.5	15	0	W	36-13
12/06	at Bills	P	0	0	0.0	0	0	0	1	0	0.0	0	0	W	14-10
12/18	at Colts	P	1	20	20.0	20	0	1	1	1	1.0	1	0	L	17-27
12/26	Bills	P	2	19	9.5	17	0	0	0	0	0.0	0	0	L	21-33
01/02	Jaguars	P	1	27	27.0	27	0	0	4	0	0.0	0	0	W	50-10
01/09	at Dolphins	P	1	24	24.0	24	0	2	0	20	10.0	11	0	L	24-33
2021 TOTALS			16-0	18	416	23.1	37	0	26	10	309	11.9	27	0	10-7
+ - Overtime															

2020 GAME-BY-GAME REGULAR-SEASON STATISTICS (PATRIOTS)

DATE	OPPONENT	P/S	KICKOFF RETURNS					PUNT RETURNS					W/L	SCORE	
			RET	YDS	AVG	LG	TD	NO	FC	YDS	AVG	LG			TD
09/13	Dolphins												W	21-11	
09/20	at Seahawks												L	30-35	
09/27	Raiders												W	36-20	
10/05	at Chiefs												L	10-26	
10/18	Broncos												L	12-18	
10/25	49ers												L	6-33	
11/01	at Bills												L	21-24	
11/09	at Jets												W	30-27	
11/15	Ravens												W	23-17	
11/22	at Texans	P	1	12	12.0	12	0	2	2	3	1.5	3	0	L	20-27
11/29	Cardinals	P	0	0	0.0	0	0	2	1	67	33.5	58	0	W	20-17
12/06	at Chargers	P	0	0	0.0	0	0	3	1	145	48.3	70t	1	W	45-0
12/10	at Rams	P	0	0	0.0	0	0	5	1	47	9.4	21	0	L	3-24
12/20	at Dolphins	P	0	0	0.0	0	0	2	0	16	8.0	13	0	L	12-22
12/28	Bills	P	0	0	0.0	0	0	1	0	5	5.0	5	0	L	9-38
01/03	Jets	P	1	21	21.0	21	0	3	0	36	12.0	17	0	W	28-14
2020 TOTALS			7-0	2	33	16.5	21	0	18	5	319	17.7	70T	1	7-9

2019 GAME-BY-GAME REGULAR-SEASON STATISTICS (PATRIOTS)

DATE	OPPONENT	P/S	KICKOFF RETURNS					PUNT RETURNS					W/L	SCORE
			RET	YDS	AVG	LG	TD	NO	FC	YDS	AVG	LG		
09/08	Steelers	P	0	0	0.0	0	0	2	3	35	17.5	20	0	W 33-3
09/15	at Dolphins	P	0	0	0.0	0	0	3	3	9	3.0	6	0	W 43-0
09/22	Jets	P	0	0	0.0	0	0	8	1	44	5.5	13	0	W 30-14
09/29	at Bills	P	0	0	0.0	0	0	0	1	0	0.0	0	0	W 16-10
10/06	at Redskins	P	0	0	0.0	0	0	3	5	49	16.3	19	0	W 33-7
10/10	Giants	P	0	0	0.0	0	0	1	1	10	10.0	10	0	W 35-14
10/21	at Jets	P	0	0	0.0	0	0	2	1	24	12.0	22	0	W 33-0
10/27	Browns	P	0	0	0.0	0	0	1	1	8	8.0	8	0	W 27-13
11/03	at Ravens							INACTIVE					L	20-37
11/17	at Eagles							INACTIVE					W	17-10
11/24	Cowboys							INJURED RESERVE					W	13-9
12/01	at Texans							INJURED RESERVE					L	22-28
12/08	Chiefs							INJURED RESERVE					L	16-23
12/15	at Bengals							INJURED RESERVE					W	34-13
12/21	Bills							INJURED RESERVE					W	24-17
12/29	Dolphins							INJURED RESERVE					L	24-27
2019 TOTALS		8-0	0	0	0.0	0	0	20	16	179	9.0	22	0	12-4



14

GEORGE PICKENS
WIDE RECEIVER

HEIGHT: 6-3
WEIGHT: 200
COLLEGE: Georgia
BORN: March 4, 2001

BIRTHPLACE

 Hoover, AL

HOW ACQUIRED:

 02/22

NFL EXPERIENCE:

 R

GEORGE PICKENS' NFL REGULAR SEASON RUSHING/RECEIVING STATISTICS

DATE	TEAM	GP	GS	RECEIVING					RUSHING				
				NO.	YDS.	AVG.	LG	TD	NO.	YDS.	AVG.	LG	TD
2022	Steelers	17	12	52	801	15.4	42	4	3	24	8.0	22	1
NFL TOTALS		17	12	52	801	15.4	42	4	3	24	8.0	22	1

GEORGE PICKENS' NFL REGULAR SEASON RETURN STATISTICS

KICKOFF RETURNS						PUNT RETURNS						
DATE	TEAM	RET.	YDS.	AVG.	LG	TD	NO.	FC	YDS.	AVG.	LG	TD
2022	Steelers	0	0	0.0	0	0	0	0	0	0.0	0	0
NFL TOTALS		0	0	0.0	0	0	0	0	0	0.0	0	0

SINGLE-GAME HIGHS: RUSHING/RECEIVING

Rush Attempts	2 vs. New Orleans Saints, Nov 13, 2022 1 vs. Tampa Bay Buccaneers, Oct 16, 2022	Receiving Average	26.0 vs. Baltimore Ravens, Dec 11, 2022 24.0 vs. Cleveland Browns, Jan 08, 2023
Rushing Yards	23 vs. New Orleans Saints, Nov 13, 2022 1 vs. Tampa Bay Buccaneers, Oct 16, 2022	Longest Receptions	42 vs. Baltimore Ravens, Dec 11, 2022 38 at Carolina Panthers, Dec 18, 2022
Longest Runs	22 vs. New Orleans Saints, Nov 13, 2022 11 vs. New Orleans Saints, Nov 13, 2022 ...1 more at 1.	Receiving TDs	1 vs. Cleveland Browns, Jan 08, 2023 1 vs. Las Vegas Raiders, Dec 24, 2022 ...2 more at 1.
Receptions	6 at Miami Dolphins, Oct 23, 2022 6 at Buffalo Bills, Oct 09, 2022 ...1 more at 6.	All-Purpose Yards	102 vs. New York Jets, Oct 02, 2022 83 vs. Cincinnati Bengals, Nov 20, 2022 ...1 more at 83.
Receiving Yards	102 vs. New York Jets, Oct 02, 2022 83 vs. Cincinnati Bengals, Nov 20, 2022 ...1 more at 83.	Most TDs	1 vs. Cleveland Browns, Jan 08, 2023 1 vs. Las Vegas Raiders, Dec 24, 2022 ...3 more at 1.

100-YARD RECEIVING GAMES (1): REGULAR SEASON

DATE	TEAM	NO.	YDS.	AVG.	LG	TD
10/02/22	JETS	6	102	17.0	27	0

2022 GAME-BY-GAME REGULAR-SEASON STATISTICS (STEELERS)

DATE	OPPONENT	P/S	RECEIVING					RUSHING					W/L	SCORE
			NO.	YDS.	AVG.	LG	TD	NO.	YDS.	AVG.	LG	TD		
09/11	at Bengals	S	1	3	3.0	3	0	0	0	0.0	0	0	W	23-20+
09/18	Patriots	P	1	23	23.0	23	0	0	0	0.0	0	0	L	14-17
09/22	at Browns	P	3	39	13.0	36	0	0	0	0.0	0	0	L	17-29
10/02	Jets	S	6	102	17.0	27	0	0	0	0.0	0	0	L	20-24
10/09	at Bills	P	6	83	13.8	29	0	0	0	0.0	0	0	L	3-38
10/16	Buccaneers	S	3	27	9.0	14	0	1	1	1.0	1	0	W	20-18
10/23	at Dolphins	P	6	61	10.2	30	1	0	0	0.0	0	0	L	10-16
10/30	at Eagles	S	0	0	0.0	0	0	0	0	0.0	0	0	L	13-35
11/13	Saints	S	3	32	10.7	14	0	2	23	11.5	22	1	W	20-10
11/20	Bengals	S	4	83	20.8	33	1	0	0	0.0	0	0	L	30-37
11/28	at Colts	P	3	57	19.0	35	0	0	0	0.0	0	0	W	24-17
12/04	at Falcons	S	1	2	2.0	2	0	0	0	0.0	0	0	W	19-16
12/11	Ravens	S	3	78	26.0	42	0	0	0	0.0	0	0	L	14-16
12/18	at Panthers	S	2	53	26.5	38	0	0	0	0.0	0	0	W	24-16
12/24	Raiders	S	5	57	11.4	25	1	0	0	0.0	0	0	W	13-10
01/01	at Ravens	S	2	29	14.5	15	0	0	0	0.0	0	0	W	16-13
01/08	Browns	S	3	72	24.0	31t	1	0	0	0.0	0	0	W	28-14
2022 TOTALS		17-12	52	801	15.4	42	4	3	24	8.0	22	1	9-8	
+ - Overtime														






KENNY PICKETT

QUARTERBACK

HEIGHT: 6-3
WEIGHT: 220
COLLEGE: Pittsburgh
BORN: June 6, 1998

BIRTHPLACE: Oakhurst, NJ
HOW ACQUIRED: DT 22
NFL EXPERIENCE: R



KENNY PICKETT'S NFL REGULAR SEASON PASSING STATISTICS

DATE	TEAM	GP	GS	ATT.	CMP.	PCT.	YDS	AVG.	TD	INT.	LG	SK	LST	RATE
2022	Steelers	13	12	389	245	63.0	2,404	6.2	7	9	57	27	182	76.7
TOTALS		13	12	389	245	63.0	2,404	6.2	7	9	57	27	182	76.7

KENNY PICKETT'S NFL REGULAR SEASON RUSHING STATISTICS

DATE	TEAM	NO.	YDS.	AVG.	LG	TD
2022	Steelers	55	237	4.3	23	3
TOTALS		55	237	4.3	23	3

KENNY PICKETT'S NFL REGULAR SEASON PASSING/RUSHING STATISTICS

DATE	TEAM	GP	GS	ATT.	CMP.	PCT.	PASSING							RUSHING			
							YDS	AVG.	TD	INT.	LG	SK	LST	RATE	NO.	YDS.	AVG.
2022	Steelers	13	12	389	245	63.0	2,404	6.2	7	9	57	27	182	76.7	55	237	4.3
TOTALS		13	12	389	245	63.0	2,404	6.2	7	9	57	27	182	76.7	55	237	4.3

SINGLE-GAME HIGHS: QUARTERBACK


Pass Attempts	52 at Buffalo Bills, Oct 09, 2022	Passer Rating	90.9 at Atlanta Falcons, Dec 04, 2022
	44 at Miami Dolphins, Oct 23, 2022		87.5 at Indianapolis Colts, Nov 28, 2022
Pass Completions	34 at Buffalo Bills, Oct 09, 2022	Rush Attempts	8 vs. New Orleans Saints, Nov 13, 2022
	32 at Miami Dolphins, Oct 23, 2022		7 at Atlanta Falcons, Dec 04, 2022
Yards Passing	327 at Buffalo Bills, Oct 09, 2022		...1 more at 7.
	265 vs. Cincinnati Bengals, Nov 20, 2022	Rushing Yards	51 vs. New Orleans Saints, Nov 13, 2022
TD Passes	1 vs. Cleveland Browns, Jan 08, 2023		37 at Philadelphia Eagles, Oct 30, 2022
	1 at Baltimore Ravens, Jan 01, 2023	Rushing Average	6.4 vs. New Orleans Saints, Nov 13, 2022
	...5 more at 1.		5.3 at Philadelphia Eagles, Oct 30, 2022
Long Passes	57 at Atlanta Falcons, Dec 04, 2022	Longest Runs	23 vs. New Orleans Saints, Nov 13, 2022
	36 vs. New Orleans Saints, Nov 13, 2022		16 at Miami Dolphins, Oct 23, 2022
Completion Percentage	72.7 at Miami Dolphins, Oct 23, 2022	Rushing TDs	2 vs. New York Jets, Oct 02, 2022
	71.4 at Indianapolis Colts, Nov 28, 2022		1 vs. New Orleans Saints, Nov 13, 2022

300-YARD PASSING GAMES (1): REGULAR SEASON

DATE	TEAM	NO.	YDS.	AVG.	LG	TD
10/09/22	at Bills	34	327	9.6	29	0

2022 GAME-BY-GAME REGULAR-SEASON STATISTICS (STEELERS)

DATE	OPPONENT	P/S	PASSING											RUSHING				W/L	SCORE
			ATT	CMP	YDS	PCT	Y/A	Y/C	TD	INT	LG	SK/YD	RATE	ATT	YDS	LG	TD		
09/11	at Bengals		DID NOT PLAY (NON-INJURY)														W	23-20+	
09/18	Patriots		DID NOT PLAY (NON-INJURY)														L	14-17	
09/22	at Browns		DID NOT PLAY (NON-INJURY)														L	17-29	
10/02	Jets	P	13	10	120	76.9	9.2	12.0	0	3	27	0/0	65.1	6	15	7	2	L	20-24
10/09	at Bills	S	52	34	327	65.4	6.3	9.6	0	1	29	3/17	74.8	1	10	10	0	L	3-38
10/16	Buccaneers	S	18	11	67	61.1	3.7	6.1	1	0	14	1/12	87.0	2	16	10	0	W	20-18
10/23	at Dolphins	S	44	32	257	72.7	5.8	8.0	1	3	30	2/11	66.2	3	20	16	0	L	10-16
10/30	at Eagles	S	38	25	191	65.8	5.0	7.6	0	1	25	6/38	66.9	7	37	11	0	L	13-35
11/13	Saints	S	30	18	199	60.0	6.6	11.1	0	0	36	6/37	79.7	8	51	23	1	W	20-10
11/20	Bengals	S	42	25	265	59.5	6.3	10.6	1	0	33	2/16	85.9	2	14	14	0	L	30-37
11/28	at Colts	S	28	20	174	71.4	6.2	8.7	0	0	35	3/23	87.5	6	32	9	0	W	24-17
12/04	at Falcons	S	28	16	197	57.1	7.0	12.3	1	0	57	0/0	90.9	7	14	9	0	W	19-16
12/11	Ravens	S	1	0	0	0.0	0.0	0.0	0	0	0	1/7	39.6	2	16	13	0	L	14-16
12/18	at Panthers		INACTIVE														W	24-16	
12/24	Raiders	S	39	26	244	66.7	6.3	9.4	1	1	25	0/0	81.6	3	9	6	0	W	13-10
01/01	at Ravens	S	27	15	168	55.6	6.2	11.2	1	0	28	2/15	86.7	5	2	2	0	W	16-13
01/08	Browns	S	29	13	195	44.8	6.7	15.0	1	0	32	1/6	79.0	3	1	1	0	W	28-14
2022 TOTALS		13-12	389	245	2,404	63.0	6.2	9.8	7	9	57	27/182	76.7	55	237	23	3	9-8	
+ - Overtime																			




42

JAMES PIERRE
CORNERBACK

HEIGHT: 6-2
WEIGHT: 185
COLLEGE: Florida Atlantic
BORN: September 16, 1996

BIRTHPLACE: Deerfield Beach, FL
HOW ACQUIRED: UDFA 20
NFL EXPERIENCE: 3rd year



JAMES PIERRE'S NFL REGULAR SEASON DEFENSIVE STATISTICS

DATE	TEAM	GP	GS	TACKLES					YDS	SK	YDS	QBH	INTERCEPTIONS					O. FUMB			YDS	ST					MISC	
				TK	S	A	TFL	YDS					NO	YDS	LG	TD	PD	FF	FR	TD		TK	S	A	FF	FR	S	A
2020	Steelers	16	0	1	1	0	1	1	0.0	0.0	0	0	0	0	0	0	0	0	0	0	0	9	6	3	0	0	0	0
2021	Steelers	17	4	37	34	3	0	0	0.0	0.0	0	1	0	0	0	4	1	0	0	0	0	10	3	7	2	0	0	0
2022	Steelers	17	2	20	16	4	0	0	0.0	0.0	0	1	0	0	0	4	0	0	0	0	0	9	5	4	0	1	0	0
NFL TOTALS		50	6	58	51	7	1	1	0.0	0.0	0	2	0	0	0	8	1	0	0	0	0	28	14	14	2	1	0	0

JAMES PIERRE'S NFL POSTSEASON DEFENSIVE STATISTICS

DATE	TEAM	GP	GS	TACKLES					YDS	SK	YDS	QBH	INTERCEPTIONS					O. FUMB			YDS	ST					MISC	
				TK	S	A	TFL	YDS					NO	YDS	LG	TD	PD	FF	FR	TD		TK	S	A	FF	FR	S	A
2020	Steelers	1	0	0	0	0	0	0	0.0	0.0	0	0	0	0	0	1	0	0	0	0	2	2	0	0	0	0	0	0
2021	Steelers	0	0	0	0	0	0	0	0.0	0.0	0	0	0	0	0	0	0	0	0	0	0	0	0	0	0	0	0	0
NFL TOTALS		1	0	0	0	0	0	0	0.0	0.0	0	0	0	0	0	1	0	0	0	0	0	2	2	0	0	0	0	0

SINGLE-GAME HIGHS: DEFENSIVE

Total Tackles	6 vs. Denver Broncos, Oct 10, 2021 6 vs. Las Vegas Raiders, Sep 19, 2021 ...1 more at 6.	Tackles For Loss	1 at Jacksonville Jaguars, Nov 22, 2020
Solo Tackles	6 vs. Denver Broncos, Oct 10, 2021 6 vs. Las Vegas Raiders, Sep 19, 2021 ...1 more at 6.	Interceptions	1 vs. Denver Broncos, Oct 10, 2021
Passes Defensed	2 vs. Denver Broncos, Oct 10, 2021 1 vs. Cleveland Browns, Jan 08, 2023 ...5 more at 1.	Special Teams Tackles	2 vs. Cleveland Browns, Jan 08, 2023 2 at Cleveland Browns, Sep 22, 2022 ...2 more at 2.
Forced Fumbles	1 vs. Seattle Seahawks, Oct 17, 2021	Special Teams Forced Fumbles	1 vs. Tennessee Titans, Dec 19, 2021 1 vs. Chicago Bears, Nov 08, 2021

SINGLE-GAME HIGHS - POSTSEASON: DEFENSIVE

Passes Defensed	1 vs. Cleveland Browns, Jan 10, 2021	Special Teams Tackles	2 vs. Cleveland Browns, Jan 10, 2021
-----------------	--------------------------------------	-----------------------	--------------------------------------

2022 GAME-BY-GAME REGULAR-SEASON STATISTICS (STEELERS)

DATE	OPPONENT	P/S	TACKLES							INTERCEPTIONS					O. FUMB			ST			MISC		W/L/T	SCORE			
			TK	S	A	SK	YDS	TFL	YDS	QBH	NO	YDS	LG	TD	PD	FF	FR	TD	YDS	TK	S	A			FF	FR	S
09/11	at Bengals	P	0	0	0	0.0	0.0	0	0	0	0	0	0	0	0	0	0	0	0	0	0	0	0	0	W	23-20+	
09/18	Patriots	P	0	0	0	0.0	0.0	0	0	0	0	0	0	0	0	0	0	0	1	1	0	0	0	0	L	14-17	
09/22	at Browns	P	0	0	0	0.0	0.0	0	0	0	0	0	0	0	0	0	0	0	2	2	0	0	0	0	L	17-29	
10/02	Jets	P	0	0	0	0.0	0.0	0	0	0	0	0	0	0	0	0	0	0	0	0	0	1	0	0	L	20-24	
10/09	at Bills	P	5	5	0	0.0	0.0	0	0	0	0	0	1	0	0	0	0	0	0	0	0	0	0	0	L	3-38	
10/16	Buccaneers	S	3	2	1	0.0	0.0	0	0	0	0	0	0	0	0	0	0	0	0	0	0	0	0	0	W	20-18	
10/23	at Dolphins	S	3	3	0	0.0	0.0	0	0	0	0	0	0	0	0	0	0	0	0	0	0	0	0	0	L	10-16	
10/30	at Eagles	P	2	2	0	0.0	0.0	0	0	0	0	0	1	0	0	0	0	0	0	0	0	0	0	0	L	13-35	
11/13	Saints	P	0	0	0	0.0	0.0	0	0	0	0	0	0	0	0	0	0	0	1	0	0	0	0	0	W	20-10	
11/20	Bengals	P	0	0	0	0.0	0.0	0	0	0	0	0	0	0	0	0	0	0	1	0	0	0	0	0	L	30-37	
11/28	at Colts	P	0	0	0	0.0	0.0	0	0	0	1	0	0	1	0	0	0	0	0	0	0	0	0	0	W	24-17	
12/04	at Falcons	P	1	1	0	0.0	0.0	0	0	0	0	0	0	0	0	0	0	0	0	0	0	0	0	0	W	19-16	
12/11	Ravens	P	2	1	1	0.0	0.0	0	0	0	0	0	0	0	0	0	0	0	0	0	0	0	0	0	L	14-16	
12/18	at Panthers	P	2	1	1	0.0	0.0	0	0	0	0	0	0	0	0	0	0	0	1	0	1	0	0	0	W	24-16	
12/24	Raiders	P	0	0	0	0.0	0.0	0	0	0	0	0	0	0	0	0	0	0	0	0	0	0	0	0	W	13-10	
01/01	at Ravens	P	0	0	0	0.0	0.0	0	0	0	0	0	0	0	0	0	0	0	1	0	1	0	0	0	W	16-13	
01/08	Browns	P	2	1	1	0.0	0.0	0	0	0	0	0	1	0	0	0	0	0	2	1	1	0	0	0	W	28-14	
2022 TOTALS		17-2	20	16	4	0.0	0.0	0	0	0	1	0	0	0	4	0	0	0	0	9	5	4	0	1	0	9-8	
+- Overtime																											

+ - Overtime

2021 GAME-BY-GAME REGULAR-SEASON STATISTICS (STEELERS)

DATE	OPPONENT	P/S	TACKLES							INTERCEPTIONS					O. FUMB			ST			MISC		W/L	SCORE				
			TK	S	A	SK	YDS	TFL	YDS	QBH	NO	YDS	LG	TD	PD	FF	FR	TD	YDS	TK	S	A			FF	FR	S	A
09/12	at Bills	P	6	6	0	0.0	0.0	0	0	0	0	0	0	1	0	0	0	0	1	0	1	0	0	0	0	W	23-16	
09/19	Raiders	S	6	6	0	0.0	0.0	0	0	0	0	0	0	0	0	0	0	0	1	0	1	0	0	0	0	L	17-26	
09/26	Bengals	P	0	0	0	0.0	0.0	0	0	0	0	0	0	1	0	0	0	0	1	1	0	0	0	0	0	L	10-24	
10/03	at Packers	P	1	1	0	0.0	0.0	0	0	0	0	0	0	0	0	0	0	0	0	0	0	0	0	0	0	L	17-27	
10/10	Broncos	S	6	6	0	0.0	0.0	0	0	0	1	0	0	2	0	0	0	0	0	0	0	0	0	0	0	W	27-19	
10/17	Seahawks	P	3	2	1	0.0	0.0	0	0	0	0	0	0	0	1	0	0	0	1	0	1	0	0	0	0	W	23-20+	
10/31	at Browns	P	0	0	0	0.0	0.0	0	0	0	0	0	0	0	0	0	0	0	0	0	0	0	0	0	0	W	15-10	
11/08	Bears	P	1	1	0	0.0	0.0	0	0	0	0	0	0	0	0	0	0	0	1	1	0	0	0	0	0	W	29-27	
11/14	Lions	P	5	4	1	0.0	0.0	0	0	0	0	0	0	0	0	0	0	0	0	2	0	0	0	0	0	T	16-16	
11/21	at Chargers	S	5	5	0	0.0	0.0	0	0	0	0	0	0	0	0	0	0	0	0	0	0	0	0	0	0	L	37-41	
11/28	at Bengals	S	4	3	1	0.0	0.0	0	0	0	0	0	0	0	0	0	0	0	0	0	0	0	0	0	0	L	10-41	
12/05	Ravens	P	0	0	0	0.0	0.0	0	0	0	0	0	0	0	0	0	0	0	1	0	1	0	0	0	0	W	20-19	
12/09	at Vikings	P	0	0	0	0.0	0.0	0	0	0	0	0	0	0	0	0	0	0	0	0	0	0	0	0	0	L	28-36	
12/19	Titans	P	0	0	0	0.0	0.0	0	0	0	0	0	0	0	0	0	0	0	1	1	0	1	0	0	0	W	19-13	
12/26	at Chiefs	P	0	0	0	0.0	0.0	0	0	0	0	0	0	0	0	0	0	0	0	0	0	0	0	0	0	L	10-36	
01/03	Browns	P	0	0	0	0.0	0.0	0	0	0	0	0	0	0	0	0	0	0	0	0	0	0	0	0	0	W	26-14	
01/09	at Ravens	P	0	0	0	0.0	0.0	0	0	0	0	0	0	0	0	0	0	0	1	0	1	0	0	0	0	W	16-13+	
2021 TOTALS		17-4	37	34	3	0.0	0.0	0	0	0	1	0	0	4	1	0	0	0	10	3	7	2	0	0	0	9-7-1		
+ - Overtime																												

2020 GAME-BY-GAME REGULAR-SEASON STATISTICS (STEELERS)

DATE	OPPONENT	P/S	TACKLES							INTERCEPTIONS					O. FUMB			ST			MISC		W/L	SCORE			
			TK	S	A	SK	YDS	TFL	YDS	QBH	NO	YDS	LG	TD	PD	FF	FR	TD	YDS	TK	S	A			FF	FR	S
09/14	at Giants	P	0	0	0	0.0	0.0	0	0	0	0	0	0	0	0	0	0	0	0	0	0	0	0	0	0	W	26-16
09/20	Broncos	P	0	0	0	0.0	0.0	0	0	0	0	0	0	0	0	0	0	0	0	0	0	0	0	0	0	W	26-21
09/27	Texans	P	0	0	0	0.0	0.0	0	0	0	0	0	0	0	0	0	0	0	0	0	0	0	0	0	0	W	28-21
10/11	Eagles	P	0	0	0	0.0	0.0	0	0	0	0	0	0	0	0	0	0	0	0	1	1	0	0	0	0	W	38-29
10/18	Browns	P	0	0	0	0.0	0.0	0	0	0	0	0	0	0	0	0	0	0	0	1	1	0	0	0	0	W	38-7
10/25	at Titans	P	0	0	0	0.0	0.0	0	0	0	0	0	0	0	0	0	0	0	0	2	2	0	0	0	0	W	27-24
11/01	at Ravens	P	0	0	0	0.0	0.0	0	0	0	0	0	0	0	0	0	0	0	0	0	0	0	0	0	0	W	28-24
11/08	at Cowboys	P	0	0	0	0.0	0.0	0	0	0	0	0	0	0	0	0	0	0	0	1	1	0	0	0	0	W	24-19
11/15	Bengals	P	0	0	0	0.0	0.0	0	0	0	0	0	0	0	0	0	0	0	0	0	0	0	0	0	0	W	36-10
11/22	at Jaguars	P	1	1	0	0.0	0.0	1	1	0	0	0	0	0	0	0	0	0	0	1	1	0	0	0	0	W	27-3
12/02	Ravens	P	0	0	0	0.0	0.0	0	0	0	0	0	0	0	0	0	0	0	0	1	0	1	0	0	0	W	19-14
12/07	Football Team	P	0	0	0	0.0	0.0	0	0	0	0	0	0	0	0	0	0	0	0	0	0	0	0	0	0	L	17-23
12/13	at Bills	P	0	0	0	0.0	0.0	0	0	0	0	0	0	0	0	0	0	0	0	0	0	0	0	0	0	L	15-26
12/21	at Bengals	P	0	0	0	0.0	0.0	0	0	0	0	0	0	0	0	0	0	0	0	0	0	0	0	0	0	L	17-27
12/27	Colts	P	0	0	0	0.0	0.0	0	0	0	0	0	0	0	0	0	0	0	0	1	0	1	0	0	0	W	28-24
01/03	at Browns	P	0	0	0	0.0	0.0	0	0	0	0	0	0	0	0	0	0	0	0	1	0	1	0	0	0	L	22-24
2020 TOTALS			16-0	1	1	0	0.0	0.0	1	1	0	0	0	0	0	0	0	0	0	9	6	3	0	0	0	12-4	



50

MALIK REED
OUTSIDE LINEBACKER

HEIGHT: 6-2

WEIGHT: 235

COLLEGE: Nevada

BORN: August 5, 1996

BIRTHPLACE: Dothan, AL

HOW ACQUIRED: TR 22 (DEN)

NFL EXPERIENCE: 4th year



MALIK REED'S NFL REGULAR SEASON DEFENSIVE STATISTICS

DATE	TEAM	GP	GS	TK	S	A	TACKLES				YDS	QBH	NO	INTERCEPTIONS				O. FUMB				YDS	TK	S	A	ST				MISC			
							TFL	YDS	SK	YDS				LG	TD	PD	FF	FR	TD	YDS	FF					FR	TD	YDS					
2019	Broncos	15	8	24	15	9	4	13	2.0	11.0	5	0	0	0	0	1	0	1	0	0	0	3	1	2	0	0	0	0	0	0			
2020	Broncos	16	13	51	32	19	8	37	8.0	61.5	17	0	0	0	0	1	1	0	0	0	0	2	2	0	0	0	0	0	0	0			
2021	Broncos	14	13	44	23	21	3	14	5.5	37.5	9	0	0	0	0	0	2	2	1	0	0	0	0	0	0	0	0	0	0	0			
2022	Broncos	0	0	0	0	0	0	0	0.0	0.0	0	0	0	0	0	0	0	0	0	0	0	0	0	0	0	0	0	0	0	0			
Went from Denver to Pittsburgh.																																	
2022	Steelers	13	2	25	8	17	1	5	1.0	5.0	4	0	0	0	0	0	2	0	0	0	0	0	0	0	0	0	0	0	0	0	0		
2022	TOTAL	13	2	25	8	17	1	5	1.0	5.0	4	0	0	0	0	0	2	0	0	0	0	0	0	0	0	0	0	0	0	0	0		
NFL TOTALS		58	36	144	78	66	16	69	16.5	115.0	35	0	0	0	0	0	6	3	2	0	0	5	3	2	0	0	0	0	0	0	0		

SINGLE-GAME HIGHS: DEFENSIVE

Total Tackles	9 vs. Philadelphia Eagles, Nov 14, 2021 7 at Pittsburgh Steelers, Oct 10, 2021 ...1 more at 7.	Forced Fumbles	1 vs. Washington Football Team, Oct 31, 2021 1 at Pittsburgh Steelers, Oct 10, 2021 ...1 more at 1.
Solo Tackles	5 vs. Philadelphia Eagles, Nov 14, 2021 5 vs. New Orleans Saints, Nov 29, 2020 2.0 vs. Washington Football Team, Oct 31, 2021	Fumble Recoveries	1 at New York Giants, Sep 12, 2021 1 at Indianapolis Colts, Oct 27, 2019 2 vs. Miami Dolphins, Nov 22, 2020
Sacks	2.0 vs. Kansas City Chiefs, Oct 25, 2020 1 at Philadelphia Eagles, Oct 30, 2022	Tackles For Loss	2 vs. Kansas City Chiefs, Oct 25, 2020 1 at New York Jets, Oct 01, 2020
Passes Defensed	1 vs. Tampa Bay Buccaneers, Oct 16, 2022 ...4 more at 1.	Special Teams Tackles	1 vs. Tennessee Titans, Sep 14, 2020 ...3 more at 1.

2022 GAME-BY-GAME REGULAR-SEASON STATISTICS (BRONCOS/STEELERS)

DATE	OPPONENT	P/S	TACKLES							INTERCEPTIONS				O. FUMB				ST				MISC		W/L	SCORE			
			TK	S	A	SK	YDS	TFL	YDS	QBH	NO	YDS	LG	TD	PD	FF	FR	TD	YDS	TK	S	A	FF			FR	S	A
09/12	at Seahawks		DID NOT PLAY																								L	16-17
Went from Broncos to Steelers.																												
09/18	Patriots	P	4	2	2	0.0	0.0	0	0	1	0	0	0	0	0	0	0	0	0	0	0	0	0	0	0	L	14-17	
09/22	at Browns	S	2	1	1	0.0	0.0	0	0	0	0	0	0	0	0	0	0	0	0	0	0	0	0	0	0	L	17-29	
10/02	Jets	S	1	0	1	0.0	0.0	0	0	1	0	0	0	0	0	0	0	0	0	0	0	0	0	0	0	L	20-24	
10/09	at Bills	P	1	0	1	0.0	0.0	0	0	0	0	0	0	0	0	0	0	0	0	0	0	0	0	0	0	L	3-38	
10/16	Buccaneers	P	5	2	3	0.0	0.0	0	0	0	0	0	0	0	0	0	0	0	0	0	0	0	0	0	0	W	20-18	
10/23	at Dolphins	P	0	0	0	0.0	0.0	0	0	1	0	0	0	0	0	0	0	0	0	0	0	0	0	0	0	L	10-16	
10/30	at Eagles	P	4	2	2	1.0	5.0	1	5	1	0	0	0	0	1	0	0	0	0	0	0	0	0	0	0	L	13-35	
11/13	Saints	P	0	0	0	0.0	0.0	0	0	0	0	0	0	0	0	0	0	0	0	0	0	0	0	0	0	W	20-10	
11/20	Bengals	P	1	0	1	0.0	0.0	0	0	0	0	0	0	0	0	0	0	0	0	0	0	0	0	0	0	L	30-37	
11/28	at Colts	P	4	0	4	0.0	0.0	0	0	0	0	0	0	0	0	0	0	0	0	0	0	0	0	0	0	W	24-17	
12/04	at Falcons	P	1	1	0	0.0	0.0	0	0	0	0	0	0	0	0	0	0	0	0	0	0	0	0	0	0	W	19-16	
12/11	Ravens		ON INACTIVE LIST																								L	14-16
12/18	at Panthers	P	0	0	0	0.0	0.0	0	0	0	0	0	0	0	0	0	0	0	0	0	0	0	0	0	0	W	24-16	
12/24	Raiders	P	1	0	1	0.0	0.0	0	0	0	0	0	0	0	0	0	0	0	0	0	0	0	0	0	0	W	13-10	
01/01	at Ravens		INACTIVE																								W	16-13
01/08	Browns		ON INACTIVE LIST																								W	28-14
2022 TOTALS		13-2	24	8	16	1.0	5.0	1	5	4	0	0	0	0	2	0	0	0	0	0	0	0	0	0	0	0	8-9	

2021 GAME-BY-GAME REGULAR-SEASON STATISTICS (BRONCOS)


DATE	OPPONENT	P/S	TACKLES							INTERCEPTIONS					O. FUMB			ST				MISC		W/L	SCORE			
			TK	S	A	SK	YDS	TFL	YDS	QBH	NO	YDS	LG	TD	PD	FF	FR	TD	YDS	TK	S	A	FF			FR	S	A
09/12	at Giants	S	1	0	1	0.0	0.0	0	0	0	0	0	0	0	0	1	0	0	0	0	0	0	0	0	0	0	W	27-13
09/19	at Jaguars	P	2	0	2	0.0	0.0	0	0	0	0	0	0	0	0	0	0	0	0	0	0	0	0	0	0	0	W	23-13
09/26	Jets	S	4	2	2	1.0	6.0	1	6	2	0	0	0	0	0	0	0	0	0	0	0	0	0	0	0	0	W	26-0
10/03	Ravens	S	0	0	0	0.0	0.0	0	0	1	0	0	0	0	0	0	0	0	0	0	0	0	0	0	0	0	L	7-23
10/10	at Steelers	S	7	4	3	1.0	9.0	0	0	1	0	0	0	0	0	1	0	0	0	0	0	0	0	0	0	0	L	19-27
10/17	Raiders	S	1	1	0	0.0	0.0	0	0	0	0	0	0	0	0	0	0	0	0	0	0	0	0	0	0	0	L	24-34
10/21	at Browns	S	4	1	3	0.0	0.0	0	0	0	0	0	0	0	0	0	0	0	0	0	0	0	0	0	0	0	L	14-17
10/31	Football Team	S	3	3	0	2.0	19.0	1	6	2	0	0	0	0	1	1	0	0	0	0	0	0	0	0	0	0	W	17-10
11/07	at Cowboys		ON INACTIVE LIST																							W	30-16	
11/14	Eagles	S	9	5	4	1.0	2.0	1	2	1	0	0	0	0	0	0	0	0	0	0	0	0	0	0	0	0	L	13-30
11/28	Chargers	S	2	0	2	0.5	1.5	0	0	2	0	0	0	0	0	0	0	0	0	0	0	0	0	0	0	0	W	28-13
12/05	at Chiefs	S	4	2	2	0.0	0.0	0	0	0	0	0	0	0	0	0	0	0	0	0	0	0	0	0	0	0	L	9-22
12/12	Lions		DID NOT PLAY																							W	38-10	
12/19	Bengals		RESERVE/COVID-19																							L	10-15	
12/26	at Raiders		RESERVE/COVID-19																							L	13-17	
01/02	at Chargers		RESERVE/COVID-19																							L	13-34	
01/08	Chiefs		RESERVE/COVID-19																							L	24-28	
2021 TOTALS			11-10	37	18	19	5.5	37.5	3	14	9	0	0	0	0	1	2	1	0	0	0	0	0	0	0	0	7-10	

2020 GAME-BY-GAME REGULAR-SEASON STATISTICS (BRONCOS)

DATE	OPPONENT	P/S	TACKLES								INTERCEPTIONS				O. FUMB			ST			MISC		W/L	SCORE			
			TK	S	A	SK	YDS	TFL	YDS	QBH	NO	YDS	LG	TD	PD	FF	FR	TD	YDS	TK	S	A			FF	FR	S
09/14	Titans	P	2	1	1	0.0	0.0	0	0	0	0	0	0	0	0	0	0	0	1	1	0	0	0	0	0	L	14-16
09/20	at Steelers	P	2	2	0	0.0	0.0	0	0	0	0	0	1	0	0	0	0	0	0	0	0	0	0	0	0	L	21-26
09/27	Buccaneers	P	2	1	1	0.0	0.0	0	0	0	0	0	0	0	0	0	0	0	0	0	0	0	0	0	0	L	10-28
10/01	at Jets	S	4	2	2	0.0	0.0	1	0	0	0	0	0	0	0	0	0	0	1	1	0	0	0	0	0	W	37-28
10/18	at Patriots	S	5	3	2	2.0	11.0	2	11	3	0	0	0	0	0	0	0	0	0	0	0	0	0	0	0	W	18-12
10/25	Chiefs	S	5	4	1	2.0	12.0	2	12	2	0	0	0	0	0	0	0	0	0	0	0	0	0	0	0	L	16-43
11/01	Chargers	S	3	2	1	1.0	3.0	1	3	1	0	0	0	0	0	0	0	0	0	0	0	0	0	0	0	W	31-30
11/08	at Falcons	S	1	1	0	0.0	0.0	0	0	3	0	0	0	0	0	0	0	0	0	0	0	0	0	0	0	L	27-34
11/15	at Raiders	S	3	1	2	0.0	0.0	0	0	0	0	0	0	0	0	0	0	0	0	0	0	0	0	0	0	L	12-37
11/22	Dolphins	S	6	4	2	1.5	12.5	2	11	3	0	0	0	0	0	0	0	0	0	0	0	0	0	0	0	W	20-13
11/29	Saints	S	7	5	2	0.0	0.0	0	0	0	0	0	0	0	0	0	0	0	0	0	0	0	0	0	0	L	3-31
12/06	at Chiefs	S	2	2	0	0.0	0.0	0	0	0	0	0	0	0	0	0	0	0	0	0	0	0	0	0	0	L	16-22
12/13	at Panthers	S	2	0	2	0.0	0.0	0	0	0	0	0	0	0	0	0	0	0	0	0	0	0	0	0	0	W	32-27
12/19	Bills	S	1	1	0	0.0	0.0	0	0	1	0	0	0	0	0	0	0	0	0	0	0	0	0	0	0	L	19-48
12/27	at Chargers	S	5	3	2	1.0	20.0	0	0	2	0	0	0	0	1	0	0	0	0	0	0	0	0	0	0	L	16-19
01/03	Raiders	S	1	0	1	0.5	3.0	0	0	2	0	0	0	0	0	0	0	0	0	0	0	0	0	0	0	L	31-32
2020 TOTALS			16-13	51	32	19	8.0	61.5	8	37	17	0	0	0	1	1	0	0	0	2	2	0	0	0	0	0	5-11

2019 GAME-BY-GAME REGULAR-SEASON STATISTICS (BRONCOS)

DATE	OPPONENT	P/S	TACKLES							INTERCEPTIONS				O. FUMB			ST				MISC		W/L	SCORE			
			TK	S	A	SK	YDS	TFL	YDS	QBH	NO	YDS	LG	TD	PD	FF	FR	TD	YDS	TK	S	A			FF	FR	S
09/09	at Raiders	P	1	1	0	0.0	0.0	0	0	0	0	0	0	0	0	0	0	0	0	0	0	0	0	0	0	L	16-24
09/15	Bears	P	0	0	0	0.0	0.0	0	0	0	0	0	0	0	0	0	0	0	1	1	0	0	0	0	0	L	14-16
09/22	at Packers	P	0	0	0	0.0	0.0	0	0	0	0	0	0	0	0	0	0	0	0	0	0	0	0	0	0	L	16-27
09/29	Jaguars	P	2	2	0	1.0	7.0	1	7	1	0	0	0	0	0	0	0	0	0	0	0	0	0	0	0	L	24-26
10/06	at Chargers	S	2	2	0	0.0	0.0	0	0	2	0	0	0	0	0	0	0	0	0	0	0	0	0	0	0	W	20-13
10/13	Titans	S	2	1	1	0.0	0.0	0	0	0	0	0	0	0	0	0	0	0	1	0	1	0	0	0	0	W	16-0
10/17	Chiefs	S	4	3	1	0.0	0.0	1	2	0	0	0	0	0	0	0	0	0	0	0	0	0	0	0	0	L	6-30
10/27	at Colts	S	3	2	1	0.0	0.0	0	0	1	0	0	0	0	0	1	0	0	0	0	0	0	0	0	0	L	13-15
11/03	Browns	S	3	3	0	0.0	0.0	1	0	0	0	0	0	0	1	0	0	0	0	0	0	0	0	0	0	W	24-19
11/17	at Vikings	S	1	0	1	0.0	0.0	0	0	0	0	0	0	0	0	0	0	0	0	0	0	0	0	0	0	L	23-27
11/24	at Bills	S	2	0	2	0.0	0.0	0	0	0	0	0	0	0	0	0	0	0	0	0	0	0	0	0	0	L	3-20
12/01	Chargers	S	2	0	2	0.0	0.0	0	0	0	0	0	0	0	0	0	0	0	0	0	0	0	0	0	0	W	23-20
12/08	at Texans		INACTIVE																							W	38-24
12/15	at Chiefs	P	1	0	1	0.0	0.0	0	0	0	0	0	0	0	0	0	0	0	0	0	0	0	0	0	0	L	3-23
12/22	Lions	P	1	1	0	1.0	4.0	1	4	1	0	0	0	0	0	0	0	0	0	0	0	0	0	0	0	W	27-17
12/29	Raiders	P	0	0	0	0.0	0.0	0	0	0	0	0	0	0	0	0	0	0	1	0	1	0	0	0	0	W	16-15
2019 TOTALS			15-8	24	15	9	2.0	11.0	4	13	5	0	0	0	0	1	0	1	0	0	3	1	2	0	0	0	7-9



37

ELIJAH RILEY

SAFETY

HEIGHT: 6-0
WEIGHT: 205
COLLEGE: Army
BORN: June 12, 1998

BIRTHPLACE: Port Jefferson, NY
HOW ACQUIRED: W 22 (NYJ)
NFL EXPERIENCE: 3rd year

ELIJAH RILEY'S NFL REGULAR SEASON DEFENSIVE STATISTICS

DATE	TEAM	GP	GS	TACKLES					YDS	QBH	INTERCEPTIONS					O. FUMB					ST					MISC	
				TK	S	A	TFL	YDS			NO	YDS	LG	TD	PD	FF	FR	TD	YDS	TK	S	A	FF	FR	TD	S	A
2020	Eagles	5	0	0	0	0	0	0	0.0	0.0	0	0	0	0	0	0	0	0	0	0	0	0	0	0	0	0	0
2021	Eagles	1	0	0	0	0	0	0	0.0	0.0	0	0	0	0	0	0	0	0	0	0	0	0	0	0	0	0	0
Went from Philadelphia to N.Y. Jets																											
2021	Jets	7	7	45	23	22	3	5	1.0	0.0	1	0	0	0	1	0	0	0	0	0	0	0	0	0	0	0	0
2021	TOTAL	8	7	45	23	22	3	5	1.0	0.0	1	0	0	0	1	0	0	0	0	0	0	0	0	0	0	0	0
2022	Steelers	4	0	3	2	1	0	0	0.0	0.0	0	0	0	0	0	0	0	0	0	0	2	1	1	0	0	0	0
NFL TOTALS		17	7	48	25	23	3	5	1.0	0.0	1	0	0	0	1	0	0	0	0	2	1	1	0	0	0	0	0

SINGLE-GAME HIGHS: DEFENSIVE

Total Tackles	10 vs. New Orleans Saints, Dec 12, 2021	Passes Defensed	1 at Miami Dolphins, Dec 19, 2021
	7 vs. Philadelphia Eagles, Dec 05, 2021	Tackles For Loss	1 at Buffalo Bills, Jan 09, 2022
Solo Tackles	6 vs. Philadelphia Eagles, Dec 05, 2021		1 vs. Tampa Bay Buccaneers, Jan 02, 2022
	4 vs. New Orleans Saints, Dec 12, 2021		...1 more at 1.
Sacks	1.0 vs. Philadelphia Eagles, Dec 05, 2021	Special Teams Tackles	1 vs. Cleveland Browns, Jan 08, 2023
			1 vs. Las Vegas Raiders, Dec 24, 2022

2022 GAME-BY-GAME REGULAR-SEASON STATISTICS (STEELERS)


DATE	OPPONENT	P/S	TACKLES							INTERCEPTIONS					O. FUMB				ST				MISC		W/L	SCORE					
			TK	S	A	SK	YDS	TFL	YDS	QBH	NO	YDS	LG	TD	PD	FF	FR	TD	YDS	TK	S	A	FF	FR			S	A			
09/11	at Bengals									PRACTICE SQUAD																				W	23-20+
09/18	Patriots									PRACTICE SQUAD																				L	14-17
09/22	at Browns									PRACTICE SQUAD																				L	17-29
10/02	Jets									PRACTICE SQUAD																				L	20-24
10/09	at Bills									PRACTICE SQUAD																				L	3-38
10/16	Buccaneers									PRACTICE SQUAD																				W	20-18
10/23	at Dolphins									PRACTICE SQUAD																				L	10-16
10/30	at Eagles									PRACTICE SQUAD																				L	13-35
11/13	Saints									PRACTICE SQUAD																				W	20-10
11/20	Bengals									PRACTICE SQUAD																				L	30-37
11/28	at Colts									PRACTICE SQUAD																				W	24-17
12/04	at Falcons									PRACTICE SQUAD																				W	19-16
12/11	Ravens									PRACTICE SQUAD																				L	14-16
12/18	at Panthers									PRACTICE SQUAD																				W	24-16
12/24	Raiders	P	2	1	1	0.0	0.0	0	0	0	0	0	0	0	0	0	0	0	1	0	1	0	0	0	0	0	W	13-10			
01/01	at Ravens	P	0	0	0	0.0	0.0	0	0	0	0	0	0	0	0	0	0	0	0	0	0	0	0	0	0	0	W	16-13			
01/08	Browns	P	0	0	0	0.0	0.0	0	0	0	0	0	0	0	0	0	0	0	1	1	0	0	0	0	0	0	W	28-14			
2022 TOTALS		3-0	2	1	1	0.0	0.0	0	0	0	0	0	0	0	0	0	0	0	2	1	1	0	0	0	0	0	9-8				
+- Overtime																															

2021 GAME-BY-GAME REGULAR-SEASON STATISTICS (EAGLES/JETS)

DATE	OPPONENT	P/S	TACKLES							INTERCEPTIONS					O. FUMB			ST			MISC		W/L	SCORE				
			TK	S	A	SK	YDS	TFL	YDS	QBH	NO	YDS	LG	TD	PD	FF	FR	TD	YDS	TK	S	A			FF	FR	TD	S
09/12	at Falcons									PRACTICE SQUAD																	W	32-6
09/19	49ers									PRACTICE SQUAD																	L	11-17
09/27	at Cowboys									PRACTICE SQUAD																	L	21-41
10/03	Chiefs									PRACTICE SQUAD																	L	30-42
10/10	at Panthers									PRACTICE SQUAD																	W	21-18
10/14	Buccaneers									PRACTICE SQUAD																	L	22-28
10/24	at Raiders									PRACTICE SQUAD																	L	22-33
10/31	at Lions									PRACTICE SQUAD																	W	44-6
11/07	Chargers									PRACTICE SQUAD																	L	24-27
Went from Eagles to Jets.																												
11/14	Bills									ON INACTIVE LIST																	L	17-45
11/21	Dolphins	S	6	2	4	0.0	0.0	0	0	0	0	0	0	0	0	0	0	0	0	0	0	0	0	0	0	0	L	17-24
11/28	at Texans	S	5	3	2	0.0	0.0	1	1	0	0	0	0	0	0	0	0	0	0	0	0	0	0	0	0	0	W	21-14
12/05	Eagles	S	7	6	1	1.0	0.0	0	0	1	0	0	0	0	0	0	0	0	0	0	0	0	0	0	0	0	L	18-33
12/12	Saints	S	10	4	6	0.0	0.0	0	0	0	0	0	0	0	0	0	0	0	0	0	0	0	0	0	0	0	L	9-30
12/19	at Dolphins	S	6	3	3	0.0	0.0	0	0	0	0	0	0	1	0	0	0	0	0	0	0	0	0	0	0	0	L	24-31
12/26	Jaguars									INACTIVE																	W	26-21
01/02	Buccaneers	S	6	3	3	0.0	0.0	1	2	0	0	0	0	0	0	0	0	0	0	0	0	0	0	0	0	0	L	24-28
01/09	at Bills	S	5	2	3	0.0	0.0	1	2	0	0	0	0	0	0	0	0	0	0	0	0	0	0	0	0	0	L	10-27
2021 TOTALS		7-7	45	23	22	1.0	0.0	3	5	1	0	0	0	0	1	0	0	0	0	0	0	0	0	0	0	0	5-13	

2020 GAME-BY-GAME REGULAR-SEASON STATISTICS (EAGLES)

DATE	OPPONENT	P/S	TACKLES							INTERCEPTIONS					O. FUMB			ST			MISC		W/L	SCORE					
			TK	S	A	SK	YDS	TFL	YDS	QBH	NO	YDS	LG	TD	PD	FF	FR	TD	YDS	TK	S	A			FF	FR	S	A	
09/13	at Football Team		DID NOT PLAY																									L	17-27
10/11	at Steelers	P	0	0	0	0.0	0.0	0	0	0	0	0	0	0	0	0	0	0	0	0	0	0	0	0	0	L	29-38		
10/18	Ravens	P	0	0	0	0.0	0.0	0	0	0	0	0	0	0	0	0	0	0	0	0	0	0	0	0	0	L	28-30		
12/20	at Cardinals	P	0	0	0	0.0	0.0	0	0	0	0	0	0	0	0	0	0	0	0	0	0	0	0	0	0	L	26-33		
12/27	at Cowboys	P	0	0	0	0.0	0.0	0	0	0	0	0	0	0	0	0	0	0	0	0	0	0	0	0	0	L	17-37		
01/03	Football Team	P	0	0	0	0.0	0.0	0	0	0	0	0	0	0	0	0	0	0	0	0	0	0	0	0	0	L	14-20		
2020 TOTALS		5-0	0	0	0	0.0	0.0	0	0	0	0	0	0	0	0	0	0	0	0	0	0	0	0	0	0	0-6			



93

MARK ROBINSON
LINEBACKER

HEIGHT: 5-11
WEIGHT: 235
COLLEGE: Mississippi
BORN: August 14, 1999

BIRTHPLACE: Leesburg, GA
HOW ACQUIRED: 07th round
NFL EXPERIENCE: 8

MARK ROBINSON'S NFL REGULAR SEASON DEFENSIVE STATISTICS


TACKLES													INTERCEPTIONS				O. FUMB				ST				MISC				
DATE	TEAM	GP	GS	TK	S	A	TFL	YDS	SK	YDS	QBH	NO	YDS	LG	TD	PD	FF	FR	TD	YDS	TK	S	A	FF	FR	TD	S	A	
2022	Steelers	4	2	8	3	5	0	0	0.0	0.0	0	0	0	0	0	0	0	0	0	0	0	1	0	1	0	0	0	0	0
NFL TOTALS		4	2	8	3	5	0	0	0.0	0.0	0	0	0	0	0	0	0	0	0	0	0	1	0	1	0	0	0	0	0

SINGLE-GAME HIGHS: DEFENSIVE

- Total Tackles7 at Baltimore Ravens, Jan 01, 2023
1 vs. Cleveland Browns, Jan 08, 2023
- Special Teams Tackles1 vs. Cleveland Browns, Jan 08, 2023
- Solo Tackles2 at Baltimore Ravens, Jan 01, 2023
1 vs. Cleveland Browns, Jan 08, 2023

2022 GAME-BY-GAME REGULAR-SEASON STATISTICS (STEELERS)

DATE	OPPONENT	P/S	TACKLES							INTERCEPTIONS					O. FUMB				ST				MISC		W/L	SCORE		
			TK	S	A	SK	YDS	TFL	YDS	QBH	NO	YDS	LG	TD	PD	FF	FR	TD	YDS	TK	S	A	FF	FR			TD	S
09/11	at Bengals										ON INACTIVE LIST																W	23-20+
09/18	Patriots										ON INACTIVE LIST																L	14-17
09/22	at Browns										INACTIVE																L	17-29
10/02	Jets										ON INACTIVE LIST																L	20-24
10/09	at Bills										ON INACTIVE LIST																L	3-38
10/16	Buccaneers	P	0	0	0	0.0	0.0	0	0	0	0	0	0	0	0	0	0	0	0	0	0	0	0	0	0	0	W	20-18
10/23	at Dolphins										ON INACTIVE LIST																L	10-16
10/30	at Eagles										ON INACTIVE LIST																L	13-35
11/13	Saints										ON INACTIVE LIST																W	20-10
11/20	Bengals										ON INACTIVE LIST																L	30-37
11/28	at Colts										DID NOT PLAY (NON-INJURY)																W	24-17
12/04	at Falcons										ON INACTIVE LIST																W	19-16
12/11	Ravens										ON INACTIVE LIST																L	14-16
12/18	at Panthers	P	0	0	0	0.0	0.0	0	0	0	0	0	0	0	0	0	0	0	0	0	0	0	0	0	0	0	W	24-16
12/24	Raiders										INACTIVE																W	13-10
01/01	at Ravens	S	7	2	5	0.0	0.0	0	0	0	0	0	0	0	0	0	0	0	0	0	0	0	0	0	0	0	W	16-13
01/08	Browns	S	1	1	0	0.0	0.0	0	0	0	0	0	0	0	0	0	0	0	0	1	0	1	0	0	0	0	W	28-14
2022 TOTALS			4-2	8	3	5	0.0	0.0	0	0	0	0	0	0	0	0	0	0	0	1	0	1	0	0	0	0	9-8	
+ - Overtime																												




2

MASON RUDOLPH

QUARTERBACK

HEIGHT: 6-5
WEIGHT: 235
COLLEGE: Oklahoma State
BORN: June 17, 1995

BIRTHPLACE: Rock Hill, SC
HOW ACQUIRED: D3a '18
NFL EXPERIENCE: 5th year



MASON RUDOLPH'S NFL REGULAR SEASON PASSING STATISTICS

DATE	TEAM	GP	GS	ATT.	CMP.	PCT.	YDS	AVG.	TD	INT.	LG	SK	LST	RATE
2018	Steelers	0	0	0	0	0.0	0	0.0	0	0	0	0	0	0.0
2019	Steelers	10	8	283	176	62.2	1,765	6.2	13	9	76t	15	124	82.0
2020	Steelers	5	1	43	25	58.1	324	7.5	2	1	47	1	8	87.7
2021	Steelers	2	1	58	35	60.3	277	4.8	1	1	36	0	0	70.8
2022	Steelers	0	0	0	0	0.0	0	0.0	0	0	0	0	0	0.0
TOTALS		17	10	384	236	61.5	2,366	6.2	16	11	76T	16	132	80.9

MASON RUDOLPH'S NFL POSTSEASON PASSING STATISTICS

DATE	TEAM	GP	GS	ATT.	CMP.	PCT.	YDS	AVG.	TD	INT.	LG	SK	LST	RATE
2020	Steelers	0	0	0	0	0.0	0	0.0	0	0	0	0	0	0.0
2021	Steelers	0	0	0	0	0.0	0	0.0	0	0	0	0	0	0.0
TOTALS		0	0	0	0	0.0	0	0.0	0	0	0	0	0	0.0

MASON RUDOLPH'S NFL REGULAR SEASON RUSHING STATISTICS

DATE	TEAM	NO.	YDS.	AVG.	LG	TD
2018	Steelers	0	0	0.0	0	0
2019	Steelers	21	42	2.0	13	0
2020	Steelers	7	-6	-0.9	1	0
2021	Steelers	5	53	10.6	26	0
2022	Steelers	0	0	0.0	0	0
TOTALS		33	89	2.7	26	0

MASON RUDOLPH'S NFL POSTSEASON RUSHING STATISTICS

DATE	TEAM	NO.	YDS.	AVG.	LG	TD
2020	Steelers	0	0	0.0	0	0
2021	Steelers	0	0	0.0	0	0
TOTALS		0	0	0.0	0	0

MASON RUDOLPH'S NFL REGULAR SEASON PASSING/RUSHING STATISTICS

DATE	TEAM	GP	GS	PASSING											RUSHING				
				ATT.	CMP.	PCT.	YDS	AVG.	TD	INT.	LG	SK	LST	RATE	NO.	YDS.	AVG.	LG	TD
2018	Steelers	0	0	0	0	0.0	0	0.0	0	0	0	0	0	0.0	0	0	0.0	0	0
2019	Steelers	10	8	283	176	62.2	1,765	6.2	13	9	76t	15	124	82.0	21	42	2.0	13	0
2020	Steelers	5	1	43	25	58.1	324	7.5	2	1	47	1	8	87.7	7	-6	-0.9	1	0
2021	Steelers	2	1	58	35	60.3	277	4.8	1	1	36	0	0	70.8	5	53	10.6	26	0
2022	Steelers	0	0	0	0	0.0	0	0.0	0	0	0	0	0	0.0	0	0	0.0	0	0
TOTALS		17	10	384	236	61.5	2,366	6.2	16	11	76T	16	132	80.9	33	89	2.7	26	0

MASON RUDOLPH'S NFL POSTSEASON PASSING/RUSHING STATISTICS

DATE	TEAM	GP	GS	PASSING											RUSHING				
				ATT.	CMP.	PCT.	YDS	AVG.	TD	INT.	LG	SK	LST	RATE	NO.	YDS.	AVG.	LG	TD
2020	Steelers	0	0	0	0	0.0	0	0.0	0	0	0	0	0	0.0	0	0	0.0	0	0
2021	Steelers	0	0	0	0	0.0	0	0.0	0	0	0	0	0	0.0	0	0	0.0	0	0
TOTALS		0	0	0	0	0.0	0	0.0	0	0	0	0	0	0.0	0	0	0.0	0	0

SINGLE-GAME HIGHS: QUARTERBACK

Pass Attempts	50 vs. Detroit Lions, Nov 14, 2021	Completion Percentage	85.7 vs. Cincinnati Bengals, Sep 30, 2019
	44 at Cleveland Browns, Nov 14, 2019		74.3 vs. Indianapolis Colts, Nov 03, 2019
Pass Completions	30 vs. Detroit Lions, Nov 14, 2021	Passer Rating	124.6 vs. Cincinnati Bengals, Sep 30, 2019
	26 vs. Indianapolis Colts, Nov 03, 2019		104.0 at New York Jets, Dec 22, 2019
Yards Passing	315 at Cleveland Browns, Jan 03, 2021	Rush Attempts	4 vs. Detroit Lions, Nov 14, 2021
	251 vs. Miami Dolphins, Oct 28, 2019		4 at Cincinnati Bengals, Nov 24, 2019
TD Passes	2 at Cleveland Browns, Jan 03, 2021		...1 more at 4.
	2 vs. Miami Dolphins, Oct 28, 2019	Rushing Yards	36 vs. Detroit Lions, Nov 14, 2021
	...3 more at 2.		17 at Kansas City Chiefs, Dec 26, 2021
Long Passes	76t at San Francisco 49ers, Sep 22, 2019	Longest Runs	26 vs. Detroit Lions, Nov 14, 2021
	47 at Cleveland Browns, Jan 03, 2021		17 at Kansas City Chiefs, Dec 26, 2021

300-YARD PASSING GAMES (1): REGULAR SEASON

DATE	TEAM	NO.	YDS.	AVG.	LG	TD
01/03/21	at Browns	22	315	14.3	47	2

2022 GAME-BY-GAME REGULAR-SEASON STATISTICS (STEELERS)

		PASSING												RUSHING				W/L	SCORE
DATE	OPPONENT	P/S	ATT	CMP	YDS	PCT	Y/A	Y/C	TD	INT	LG	SK/YD	RATE	ATT	YDS	LG	TD		
09/11	at Bengals								ON INACTIVE LIST									W	23-20+
09/18	Patriots								ON INACTIVE LIST									L	14-17
09/22	at Browns								INACTIVE									L	17-29
10/02	Jets								ON INACTIVE LIST									L	20-24
10/09	at Bills								ON INACTIVE LIST									L	3-38
10/16	Buccaneers								ON INACTIVE LIST									W	20-18
10/23	at Dolphins								ON INACTIVE LIST									L	10-16
10/30	at Eagles								ON INACTIVE LIST									L	13-35
11/13	Saints								ON INACTIVE LIST									W	20-10
11/20	Bengals								ON INACTIVE LIST									L	30-37
11/28	at Colts								ON INACTIVE LIST									W	24-17
12/04	at Falcons								ON INACTIVE LIST									W	19-16
12/11	Ravens								ON INACTIVE LIST									L	14-16
12/18	at Panthers								DID NOT PLAY (NON-INJURY)									W	24-16
12/24	Raiders								INACTIVE									W	13-10
01/01	at Ravens								INACTIVE									W	16-13
01/08	Browns								ON INACTIVE LIST									W	28-14
2022 TOTALS		0-0	0	0	0	0.0	0.0	0.0	0	0	0	0/0	0.0	0	0	0	0	9-8	
+ Overtime																			

2021 GAME-BY-GAME REGULAR-SEASON STATISTICS (STEELERS)

		PASSING												RUSHING				W/L/T	SCORE
DATE	OPPONENT	P/S	ATT	CMP	YDS	PCT	Y/A	Y/C	TD	INT	LG	SK/YD	RATE	ATT	YDS	LG	TD		
09/12	at Bills								DID NOT PLAY (NON-INJURY)									W	23-16
09/19	Raiders								DID NOT PLAY (NON-INJURY)									L	17-26
09/26	Bengals								DID NOT PLAY (NON-INJURY)									L	10-24
10/03	at Packers								DID NOT PLAY (NON-INJURY)									L	17-27
10/10	Broncos								DID NOT PLAY (NON-INJURY)									W	27-19
10/17	Seahawks								DID NOT PLAY (NON-INJURY)									W	23-20+
10/31	at Browns								DID NOT PLAY (NON-INJURY)									W	15-10
11/08	Bears								DID NOT PLAY (NON-INJURY)									W	29-27
11/14	Lions	S	50	30	242	60.0	4.8	8.1	1	1	36	0/0	70.6	4	36	26	0	T	16-16
11/21	at Chargers								DID NOT PLAY (NON-INJURY)									L	37-41
11/28	at Bengals								DID NOT PLAY (NON-INJURY)									L	10-41
12/05	Ravens								DID NOT PLAY (NON-INJURY)									W	20-19
12/09	at Vikings								DID NOT PLAY (NON-INJURY)									L	28-36
12/19	Titans								DID NOT PLAY (NON-INJURY)									W	19-13
12/26	at Chiefs	P	8	5	35	62.5	4.4	7.0	0	0	12	0/0	72.4	1	17	17	0	L	10-36
01/03	Browns								DID NOT PLAY (NON-INJURY)									W	26-14
01/09	at Ravens								DID NOT PLAY (NON-INJURY)									W	16-13+
2021 TOTALS		2-1	58	35	277	60.3	4.8	7.9	1	1	36	0/0	70.8	5	53	26	0	9-7-1	
+ Overtime																			

2020 GAME-BY-GAME REGULAR-SEASON STATISTICS (STEELERS)

		PASSING												RUSHING				W/L	SCORE
DATE	OPPONENT	P/S	ATT	CMP	YDS	PCT	Y/A	Y/C	TD	INT	LG	SK/YD	RATE	ATT	YDS	LG	TD		
09/14	at Giants								DID NOT PLAY (NON-INJURY)									W	26-16
09/20	Broncos								DID NOT PLAY (NON-INJURY)									W	26-21
09/27	Texans								DID NOT PLAY (NON-INJURY)									W	28-21
10/11	Eagles								DID NOT PLAY (NON-INJURY)									W	38-29
10/18	Browns	P	1	1	6	100.0	6.0	6.0	0	0	6	0/0	91.7	3	-3	-1	0	W	38-7
10/25	at Titans								DID NOT PLAY (NON-INJURY)									W	27-24
11/01	at Ravens								DID NOT PLAY (NON-INJURY)									W	28-24
11/08	at Cowboys	P	3	2	3	66.7	1.0	1.5	0	0	2	0/0	70.1	0	0	0	0	W	24-19
11/15	Bengals	P	0	0	0	0.0	0.0	0.0	0	0	0	0/0	0.0	0	0	0	0	W	36-10
11/22	at Jaguars	P	0	0	0	0.0	0.0	0.0	0	0	0	0/0	0.0	3	-4	-1	0	W	27-3
12/02	Ravens								DID NOT PLAY (NON-INJURY)									W	19-14
12/07	Football Team								DID NOT PLAY (NON-INJURY)									L	17-23
12/13	at Bills								DID NOT PLAY (NON-INJURY)									L	15-26
12/21	at Bengals								DID NOT PLAY (NON-INJURY)									L	17-27
12/27	Colts								DID NOT PLAY (NON-INJURY)									W	28-24
01/03	at Browns	S	39	22	315	56.4	8.1	14.3	2	1	47	1/8	89.2	1	1	1	0	L	22-24
2020 TOTALS		5-1	43	25	324	58.1	7.5	13.0	2	1	47	1/8	87.7	7	-6	-1	0	12-4	

2019 GAME-BY-GAME REGULAR-SEASON STATISTICS (STEELERS)

DATE	OPPONENT	P/S	PASSING										RUSHING				W/L	SCORE	
			ATT	CMP	YDS	PCT	Y/A	Y/C	TD	INT	LG	SK/YD	RATE	ATT	YDS	LG			TD
09/08	at Patriots								DID NOT PLAY (NON-INJURY)							L	3-33		
09/15	Seahawks	P	19	12	112	63.2	5.9	9.3	2	1	45	0/0	92.4	1	7	7	0	L	26-28
09/22	at 49ers	S	27	14	174	51.9	6.4	12.4	2	1	76t	2/14	81.4	4	15	7	0	L	20-24
09/30	Bengals	S	28	24	229	85.7	8.2	9.5	2	0	43	0/0	124.6	3	-3	-1	0	W	27-3
10/06	Ravens	S	20	13	131	65.0	6.6	10.1	1	0	35t	1/11	100.2	0	0	0	0	L	23-26+
10/13	at Chargers								INACTIVE							W	24-17		
10/28	Dolphins	S	36	20	251	55.6	7.0	12.6	2	1	45t	2/15	84.4	0	0	0	0	W	27-14
11/03	Colts	S	35	26	191	74.3	5.5	7.3	1	1	40	1/8	84.3	3	5	7	0	W	26-24
11/10	Rams	S	38	22	242	57.9	6.4	11.0	1	0	34	3/11	85.6	2	-1	0	0	W	17-12
11/14	at Browns	S	44	23	221	52.3	5.0	9.6	1	4	22	4/43	36.3	2	15	13	0	L	7-21
11/24	at Bengals	S	16	8	85	50.0	5.3	10.6	0	1	35	1/13	39.8	4	4	2	0	W	16-10
12/01	Browns								DID NOT PLAY (NON-INJURY)							W	20-13		
12/08	at Cardinals								DID NOT PLAY (NON-INJURY)							W	23-17		
12/15	Bills								DID NOT PLAY (NON-INJURY)							L	10-17		
12/22	at Jets	P	20	14	129	70.0	6.5	9.2	1	0	29t	1/9	104.0	2	0	5	0	L	10-16
12/29	at Ravens								DID NOT PLAY (NON-INJURY)							L	10-28		
2019 TOTALS		10-8	283	176	1,765	62.2	6.2	10.0	13	9	76T	15/124	82.0	21	42	13	0	8-8	
+- OverTime																			

+ - Overtime

2018 GAME-BY-GAME REGULAR-SEASON STATISTICS (STEELERS)

DATE	OPPONENT	P/S	PASSING										RUSHING				W/L/T	SCORE
			ATT	CMP	YDS	PCT	Y/A	Y/C	TD	INT	LG	SK/YD	RATE	ATT	YDS	LG		
09/09	at Browns																T	21-21
09/16	Chiefs																L	37-42
09/24	at Buccaneers																W	30-27
09/30	Ravens																L	14-26
10/07	Falcons																W	41-17
10/14	at Bengals																W	28-21
10/28	Browns																W	33-18
11/04	at Ravens																W	23-16
11/08	Panthers																W	52-21
11/18	at Jaguars																W	20-16
11/25	at Broncos																L	17-24
12/02	Chargers																L	30-33
12/09	at Raiders																L	21-24
12/16	Patriots																W	17-10
12/23	at Saints																L	28-31
12/30	Bengals																W	16-13
2018 TOTALS		0-0	0	0	0	0.0	0.0	0.0	0	0	0	0/0	0.0	0	0	0	9-6-1	

ON INACTIVE LIST



72

TRENT SCOTT
OFFENSIVE LINEMAN

HEIGHT: 6-5

WEIGHT: 320

COLLEGE: Grambling State

BORN: January 25, 1994

BIRTHPLACE: Huntsville, AL

HOW ACQUIRED: FA '22

NFL EXPERIENCE: 5th year



TRENT SCOTT'S NFL REGULAR SEASON STATISTICS

DATE	TEAM	GP	GS
2018	Chargers	9	1
2019	Chargers	16	9
2020	Panthers	14	4
2021	Panthers	14	5
2022	Steelers	8	1
NFL TOTALS		61	20

TRENT SCOTT'S NFL POSTSEASON STATISTICS

DATE	TEAM	GP	GS
2018	Chargers	2	0
NFL TOTALS		2	0

2022 GAME-BY-GAME REGULAR-SEASON STATISTICS (STEELERS)

DATE	OPPONENT	P/S		W/L	SCORE
09/11	at Bengals	P		W	23-20+
09/18	Patriots		DID NOT PLAY (NON-INJURY)	L	14-17
09/22	at Browns		DID NOT PLAY (NON-INJURY)	L	17-29
10/02	Jets		DID NOT PLAY (NON-INJURY)	L	20-24
10/09	at Bills		DID NOT PLAY (NON-INJURY)	L	3-38
10/16	Buccaneers	P		W	20-18
10/23	at Dolphins		DID NOT PLAY (NON-INJURY)	L	10-16
10/30	at Eagles	P		L	13-35
11/13	Saints	P		W	20-10
11/20	Bengals		DID NOT PLAY (NON-INJURY)	L	30-37
11/28	at Colts		DID NOT PLAY (NON-INJURY)	W	24-17
12/04	at Falcons	P		W	19-16
12/11	Ravens		DID NOT PLAY (NON-INJURY)	L	14-16
12/18	at Panthers	P		W	24-16
12/24	Raiders	P		W	13-10
01/01	at Ravens		DID NOT PLAY (NON-INJURY)	W	16-13
01/08	Browns	S		W	28-14
2022 TOTALS		8-1		9-8	
+ - Overtime					

2021 GAME-BY-GAME REGULAR-SEASON STATISTICS (PANTHERS)

DATE	OPPONENT	P/S		W/L	SCORE
09/12	Jets	P		W	19-14
09/19	Saints		ON INACTIVE LIST	W	26-7
09/23	at Texans	P		W	24-9
10/03	at Cowboys	P		L	28-36
10/10	Eagles	P		L	18-21
10/17	Vikings	P		L	28-34+
10/24	at Giants	P		L	3-25
10/31	at Falcons	S		W	19-13
11/07	Patriots	S		L	6-24
11/14	at Cardinals	S		W	34-10
11/21	Football Team	P		L	21-27
11/28	at Dolphins	S		L	10-33
12/12	Falcons		RESERVE/COVID-19	L	21-29
12/19	at Bills		ON INACTIVE LIST	L	14-31
12/26	Buccaneers	P		L	6-32
01/02	at Saints	P		L	10-18
01/09	at Buccaneers	S		L	17-41
2021 TOTALS		14-5		5-12	
+ - Overtime					

2020 GAME-BY-GAME REGULAR-SEASON STATISTICS (PANTHERS)

DATE	OPPONENT	P/S		W/L	SCORE
09/13	Raiders		DID NOT PLAY (NON-INJURY)	L	30-34
09/20	at Buccaneers	P		L	17-31
09/27	at Chargers		INJURED RESERVE	W	21-16
10/04	Cardinals	P		W	31-21
10/11	at Falcons	P		W	23-16
10/18	Bears	P		L	16-23
10/25	at Saints	P		L	24-27
10/29	Falcons	P		L	17-25
11/08	at Chiefs	P		L	31-33
11/15	Buccaneers	S		L	23-46
11/22	Lions	S		W	20-0
11/29	at Vikings	P		L	27-28
12/13	Broncos	P		L	27-32
12/19	at Packers	S		L	16-24
12/27	at Football Team	S		W	20-13
01/03	Saints		INJURED RESERVE	L	7-33
2020 TOTALS	13-4			5-11	

2019 GAME-BY-GAME REGULAR-SEASON STATISTICS (CHARGERS)

DATE	OPPONENT	P/S		W/L	SCORE
09/08	Colts	S		W	30-24+
09/15	at Lions	S		L	10-13
09/22	Texans	S		L	20-27
09/29	at Dolphins	S		W	30-10
10/06	Broncos	S		L	13-20
10/13	Steelers	S		L	17-24
10/20	at Titans	S		L	20-23
10/27	at Bears	P		W	17-16
11/03	Packers	P		W	26-11
11/07	at Raiders	S		L	24-26
11/18	Chiefs	S		L	17-24
12/01	at Broncos	P		L	20-23
12/08	at Jaguars	P		W	45-10
12/15	Vikings	P		L	10-39
12/22	Raiders	P		L	17-24
12/29	at Chiefs	P		L	21-31
2019 TOTALS	16-9			5-11	
+ - Overtime					

2018 GAME-BY-GAME REGULAR-SEASON STATISTICS (CHARGERS)

DATE	OPPONENT	P/S		W/L	SCORE
09/09	Chiefs		PRACTICE SQUAD	L	28-38
09/16	at Bills		DID NOT PLAY (NON-INJURY)	W	31-20
09/23	at Rams	P		L	23-35
09/30	49ers	P		W	29-27
10/07	Raiders	S		W	26-10
10/14	at Browns	P		W	38-14
10/21	Titans		INACTIVE	W	20-19
11/04	at Seahawks		INACTIVE	W	25-17
11/11	at Raiders		INACTIVE	W	20-6
11/18	Broncos		INACTIVE	L	22-23
11/25	Cardinals		INACTIVE	W	45-10
12/02	at Steelers	P		W	33-30
12/09	Bengals	P		W	26-21
12/13	at Chiefs	P		W	29-28
12/22	Ravens	P		L	10-22
12/30	at Broncos	P		W	23-9
2018 TOTALS	9-1			12-4	

2018 GAME-BY-GAME POSTSEASON STATISTICS (CHARGERS)

DATE	OPPONENT	P/S		W/L	SCORE
01/06	at Ravens	P		W	23-17
01/13	at Patriots	P		L	28-41
2018 TOTALS	2-0			1-1	



82

STEVEN SIMS
WIDE RECEIVER

HEIGHT: 5-10

WEIGHT: 176

COLLEGE: Kansas

BORN: March 31, 1997

BIRTHPLACE: Houston, TX

HOW ACQUIRED: FA 21

NFL EXPERIENCE: 3rd year



STEVEN SIMS' NFL REGULAR SEASON RUSHING/RECEIVING STATISTICS														
DATE	TEAM	GP	GS	RECEIVING					RUSHING					TD
				NO.	YDS.	AVG.	LG	TD	NO.	YDS.	AVG.	LG	TD	
2019	Redskins	16	2	34	310	9.1	65	4	9	85	9.4	65T	1	
2020	Football Team	12	2	27	265	9.8	30	1	1	18	18.0	18	0	
2021	Steelers	1	0	0	0	0.0	0	0	0	0	0.0	0	0	
2022	Steelers	12	2	14	104	7.4	28	0	13	70	5.4	22	0	
NFL TOTALS		41	6	75	679	9.1	65	5	23	173	7.5	65T	1	

STEVEN SIMS' NFL POSTSEASON RUSHING/RECEIVING STATISTICS														
DATE	TEAM	GP	GS	RECEIVING					RUSHING					TD
				NO.	YDS.	AVG.	LG	TD	NO.	YDS.	AVG.	LG	TD	
2020	Football Team	1	0	3	33	11.0	12	1	1	4	4.0	4	0	
2021	Steelers	0	0	0	0	0.0	0	0	0	0	0.0	0	0	
NFL TOTALS		1	0	3	33	11.0	12	1	1	4	4.0	4	0	

STEVEN SIMS' NFL REGULAR SEASON RETURN STATISTICS														
DATE	TEAM	RET.	KICKOFF RETURNS					PUNT RETURNS					TD	
			YDS.	AVG.	LG	TD	NO.	FC	YDS.	AVG.	LG	TD		
2019	Redskins	32	819	25.6	91T	1	6	4	26	4.3	11	0		
2020	Football Team	3	42	14.0	20	0	24	19	160	6.7	22	0		
2021	Steelers	0	0	0.0	0	0	0	0	0	0.0	0	0		
2022	Steelers	17	434	25.5	89	0	19	13	105	5.5	24	0		
NFL TOTALS		52	1,295	24.9	91T	1	49	36	291	5.9	24	0		

STEVEN SIMS' NFL POSTSEASON RETURN STATISTICS														
DATE	TEAM	RET.	KICKOFF RETURNS					PUNT RETURNS					TD	
			YDS.	AVG.	LG	TD	NO.	FC	YDS.	AVG.	LG	TD		
2020	Football Team	0	0	0.0	0	0	0	1	0	0.0	0	0		
2021	Steelers	0	0	0.0	0	0	0	0	0	0.0	0	0		
NFL TOTALS		0	0	0.0	0	0	0	1	0	0.0	0	0		

SINGLE-GAME HIGHS: RUSHING/RECEIVING

Rush Attempts	3 at Atlanta Falcons, Dec 04, 2022 3 vs. Dallas Cowboys, Sep 15, 2019	Kickoff Return Yards	154 vs. Cincinnati Bengals, Nov 20, 2022 143 vs. New York Jets, Nov 17, 2019
Rushing Yards	65 vs. New England Patriots, Oct 06, 2019 21 at Philadelphia Eagles, Oct 30, 2022	Longest Kickoff Return	91T vs. Detroit Lions, Nov 24, 2019 89 vs. Tampa Bay Buccaneers, Oct 16, 2022
Longest Runs	65T vs. New England Patriots, Oct 06, 2019 22 at Carolina Panthers, Dec 18, 2022	Kickoff Return TDs	1 vs. Detroit Lions, Nov 24, 2019
Rushing TDs	1 vs. New England Patriots, Oct 06, 2019	Fair Catches	5 at San Francisco 49ers, Dec 13, 2020 4 at Pittsburgh Steelers, Dec 07, 2020
Receptions	6 vs. New York Giants, Dec 22, 2019 5 at Detroit Lions, Nov 15, 2020 ...2 more at 5.	Punt Return Yards	36 at San Francisco 49ers, Dec 13, 2020 23 vs. Tampa Bay Buccaneers, Oct 16, 2022 ...1 more at 23.
Receiving Yards	81 at Dallas Cowboys, Dec 29, 2019 64 vs. New York Giants, Dec 22, 2019	Longest Punt Return	24 vs. Tampa Bay Buccaneers, Oct 16, 2022 22 at San Francisco 49ers, Dec 13, 2020
Receiving Average	17.7 at Arizona Cardinals, Sep 20, 2020 16.7 vs. Philadelphia Eagles, Sep 13, 2020	Punt Returns	5 vs. Philadelphia Eagles, Sep 13, 2020 3 vs. Cleveland Browns, Jan 08, 2023 ...4 more at 3.
Longest Receptions	65 at Dallas Cowboys, Dec 29, 2019 32 vs. New York Giants, Dec 22, 2019	Punt Return Average	7.7 vs. Tampa Bay Buccaneers, Oct 16, 2022 7.7 at Cleveland Browns, Sep 27, 2020
Receiving TDs	2 vs. New York Giants, Dec 22, 2019 1 vs. Cincinnati Bengals, Nov 22, 2020 ...2 more at 1.	Kickoff Return Average	37.3 vs. Tampa Bay Buccaneers, Oct 16, 2022 34.0 vs. Chicago Bears, Sep 23, 2019
All-Purpose Yards	167 vs. Cincinnati Bengals, Nov 20, 2022 149 vs. New York Jets, Nov 17, 2019	Most TDs	2 vs. New York Giants, Dec 22, 2019 1 vs. Cincinnati Bengals, Nov 22, 2020 ...4 more at 1.
Kickoff Returns	7 vs. Cincinnati Bengals, Nov 20, 2022 6 vs. New York Jets, Nov 17, 2019	Miscellaneous Tackles	1 vs. Carolina Panthers, Dec 27, 2020

SINGLE-GAME HIGHS - POSTSEASON: RUSHING/RECEIVING

Rush Attempts	1 vs. Tampa Bay Buccaneers, Jan 09, 2021	Longest Receptions	12 vs. Tampa Bay Buccaneers, Jan 09, 2021
Rushing Yards	4 vs. Tampa Bay Buccaneers, Jan 09, 2021		11t vs. Tampa Bay Buccaneers, Jan 09, 2021
Longest Runs	4 vs. Tampa Bay Buccaneers, Jan 09, 2021		10 vs. Tampa Bay Buccaneers, Jan 09, 2021
Receptions	3 vs. Tampa Bay Buccaneers, Jan 09, 2021	Receiving TDs	1 vs. Tampa Bay Buccaneers, Jan 09, 2021
Receiving Yards	33 vs. Tampa Bay Buccaneers, Jan 09, 2021	All-Purpose Yards	37 vs. Tampa Bay Buccaneers, Jan 09, 2021
Receiving Average	11.0 vs. Tampa Bay Buccaneers, Jan 09, 2021	Fair Catches	1 vs. Tampa Bay Buccaneers, Jan 09, 2021
		Most TDs	1 vs. Tampa Bay Buccaneers, Jan 09, 2021

2022 GAME-BY-GAME REGULAR-SEASON STATISTICS (STEELERS)

DATE	OPPONENT	P/S	RECEIVING					RUSHING					W/L	SCORE
			NO.	YDS.	AVG.	LG	TD	NO.	YDS.	AVG.	LG	TD		
09/11	at Bengals						ON INACTIVE LIST						W	23-20+
09/18	Patriots						ON INACTIVE LIST						L	14-17
09/22	at Browns						INACTIVE						L	17-29
10/02	Jets						ON INACTIVE LIST						L	20-24
10/09	at Bills	P	0	0	0.0	0	0	0	0	0.0	0	0	L	3-38
10/16	Buccaneers	P	0	0	0.0	0	0	1	-5	-5.0	-5	0	W	20-18
10/23	at Dolphins						ON INACTIVE LIST						L	10-16
10/30	at Eagles	P	2	-1	-0.5	2	0	2	21	10.5	11	0	L	13-35
11/13	Saints	S	1	15	15.0	15	0	2	2	1.0	3	0	W	20-10
11/20	Bengals	P	0	0	0.0	0	0	1	-3	-3.0	-3	0	L	30-37
11/28	at Colts	P	2	9	4.5	6	0	0	0	0.0	0	0	W	24-17
12/04	at Falcons	P	0	0	0.0	0	0	3	19	6.3	10	0	W	19-16
12/11	Ravens	P	4	30	7.5	11	0	1	1	1.0	1	0	L	14-16
12/18	at Panthers	P	1	10	10.0	10	0	2	19	9.5	22	0	W	24-16
12/24	Raiders	P	1	7	7.0	7	0	0	0	0.0	0	0	W	13-10
01/01	at Ravens	S	3	34	11.3	28	0	0	0	0.0	0	0	W	16-13
01/08	Browns	P	0	0	0.0	0	0	1	16	16.0	16	0	W	28-14
2022 TOTALS		12-2	14	104	7.4	28	0	13	70	5.4	22	0	9-8	
+ - Overtime														

2021 GAME-BY-GAME REGULAR-SEASON STATISTICS (STEELERS)

DATE	OPPONENT	P/S	RECEIVING					RUSHING					W/L/T	SCORE
			NO.	YDS.	AVG.	LG	TD	NO.	YDS.	AVG.	LG	TD		
09/12	at Bills						PRACTICE SQUAD						W	23-16
09/19	Raiders						PRACTICE SQUAD						L	17-26
09/26	Bengals						PRACTICE SQUAD						L	10-24
10/03	at Packers						PRACTICE SQUAD						L	17-27
10/10	Broncos						PRACTICE SQUAD						W	27-19
10/17	Seahawks						PRACTICE SQUAD						W	23-20+
10/31	at Browns						PRACTICE SQUAD						W	15-10
11/08	Bears						PRACTICE SQUAD						W	29-27
11/14	Lions						PRACTICE SQUAD						T	16-16
11/21	at Chargers						PRACTICE SQUAD						L	37-41
11/28	at Bengals						PRACTICE SQUAD						L	10-41
12/05	Ravens						PRACTICE SQUAD						W	20-19
12/09	at Vikings						PRACTICE SQUAD						L	28-36
12/19	Titans						PRACTICE SQUAD						W	19-13
12/26	at Chiefs						PRACTICE SQUAD/COVID-19						L	10-36
01/03	Browns						PRACTICE SQUAD/COVID-19						W	26-14
01/09	at Ravens						PRACTICE SQUAD						W	16-13+
2021 TOTALS		0-0	0	0	0.0	0	0	0	0	0.0	0	0	9-7-1	
+ - Overtime														

2020 GAME-BY-GAME REGULAR-SEASON STATISTICS (FOOTBALL TEAM)

DATE	OPPONENT	P/S	RECEIVING					RUSHING					W/L	SCORE
			NO.	YDS.	AVG.	LG	TD	NO.	YDS.	AVG.	LG	TD		
09/13	Eagles						NOT ON ROSTER						W	27-17
09/20	at Cardinals	S	3	53	17.7	30	0	0	0	0.0	0	0	L	15-30
09/27	at Browns	P	0	0	0.0	0	0	0	0	0.0	0	0	L	20-34
10/04	Ravens						ON INACTIVE LIST						L	17-31
10/11	Rams						DID NOT PLAY						L	10-30
10/18	at Giants						DID NOT PLAY						L	19-20
10/25	Cowboys						DID NOT PLAY						W	25-3
11/08	Giants	P	1	4	4.0	4	0	0	0	0.0	0	0	L	20-23
11/15	at Lions	P	5	46	9.2	23	0	0	0	0.0	0	0	L	27-30
11/22	Bengals	P	3	13	4.3	7	1	0	0	0.0	0	0	W	20-9
11/26	at Cowboys	P	1	8	8.0	8	0	0	0	0.0	0	0	W	41-16
12/07	at Steelers	P	4	17	4.3	9	0	0	0	0.0	0	0	W	23-17
12/13	at 49ers	P	1	5	5.0	5	0	0	0	0.0	0	0	W	23-15
12/20	Seahawks	P	1	11	11.0	11	0	0	0	0.0	0	0	L	15-20
12/27	Panthers	P	4	52	13.0	23	0	0	0	0.0	0	0	L	13-20
01/03	at Eagles	P	1	6	6.0	6	0	1	18	18.0	18	0	W	20-14
2020 TOTALS		11-1	24	215	9.0	30	1	1	18	18.0	18	0	7-9	

2019 GAME-BY-GAME REGULAR-SEASON STATISTICS (REDSKINS)

DATE	OPPONENT	P/S	RECEIVING					RUSHING					W/L	SCORE
			NO.	YDS.	AVG.	LG	TD	NO.	YDS.	AVG.	LG	TD		
09/08	at Eagles	P	0	0	0.0	0	0	0	0	0.0	0	0	L	27-32
09/15	Cowboys	P	1	3	3.0	3	0	3	16	5.3	8	0	L	21-31
09/23	Bears	P	2	24	12.0	13	0	0	0	0.0	0	0	L	15-31
09/29	at Giants	P	0	0	0.0	0	0	0	0	0.0	0	0	L	3-24
10/06	Patriots	P	2	1	0.5	5	0	1	65	65.0	65t	1	L	7-33
10/13	at Dolphins	P	0	0	0.0	0	0	1	1	1.0	1	0	W	17-16
10/20	49ers	P	3	5	1.7	6	0	1	0	0.0	0	0	L	0-9
10/24	at Vikings	P	0	0	0.0	0	0	0	0	0.0	0	0	L	9-19
11/03	at Bills	P	1	12	12.0	12	0	0	0	0.0	0	0	L	9-24
11/17	Jets	P	2	6	3.0	9	0	0	0	0.0	0	0	L	17-34
11/24	Lions	P	0	0	0.0	0	0	0	0	0.0	0	0	W	19-16
12/01	at Panthers	P	3	29	9.7	14	0	0	0	0.0	0	0	W	29-21
12/08	at Packers	P	4	40	10.0	13	0	0	0	0.0	0	0	L	15-20
12/15	Eagles	S	5	45	9.0	19	1	0	0	0.0	0	0	L	27-37
12/22	Giants	P	6	64	10.7	32	2	2	9	4.5	14	0	L	35-41+
12/29	at Cowboys		NOT ON ROSTER										L	16-47
2019 TOTALS		15-1	29	229	7.9	32	3	8	91	11.4	65T	1	3-13	
+ - Overtime														

2021 GAME-BY-GAME REGULAR-SEASON STATISTICS (STEELERS)


DATE	OPPONENT	P/S	KICKOFF RETURNS					PUNT RETURNS					W/L	SCORE
			RET	YDS	AVG	LG	TD	NO	FC	YDS	AVG	LG		
09/12	at Bills							PRACTICE SQUAD					W	23-16
09/19	Raiders							PRACTICE SQUAD					L	17-26
09/26	Bengals							PRACTICE SQUAD					L	10-24
10/03	at Packers							PRACTICE SQUAD					L	17-27
10/10	Broncos							PRACTICE SQUAD					W	27-19
10/17	Seahawks							PRACTICE SQUAD					W	23-20+
10/31	at Browns							PRACTICE SQUAD					W	15-10
11/08	Bears							PRACTICE SQUAD					W	29-27
11/14	Lions							PRACTICE SQUAD					T	16-16
11/21	at Chargers							PRACTICE SQUAD					L	37-41
11/28	at Bengals							PRACTICE SQUAD					L	10-41
12/05	Ravens							PRACTICE SQUAD					W	20-19
12/09	at Vikings							PRACTICE SQUAD					L	28-36
12/19	Titans							PRACTICE SQUAD					W	19-13
12/26	at Chiefs							PRACTICE SQUAD/COVID-19					L	10-36
01/03	Browns							PRACTICE SQUAD/COVID-19					W	26-14
01/09	at Ravens							PRACTICE SQUAD					W	16-13+
2021 TOTALS		0-0	0	0	0.0	0	0	0	0	0.0	0	0	9-7	
+ - Overtime														

2020 GAME-BY-GAME REGULAR-SEASON STATISTICS (FOOTBALL TEAM)

DATE	OPPONENT	P/S	KICKOFF RETURNS					PUNT RETURNS					W/L	SCORE	
			RET	YDS	AVG	LG	TD	NO	FC	YDS	AVG	LG			TD
09/13	Eagles							NOT ON ROSTER					W	27-17	
09/20	at Cardinals	S	3	42	14.0	20	0	2	1	16	8.0	12	0	L	15-30
09/27	at Browns	P	0	0	0.0	0	0	3	1	23	7.7	19	0	L	20-34
10/04	Ravens							ON INACTIVE LIST					L	17-31	
10/11	Rams							DID NOT PLAY					L	10-30	
10/18	at Giants							DID NOT PLAY					L	19-20	
10/25	Cowboys							DID NOT PLAY					W	25-3	
11/08	Giants	P	0	0	0.0	0	0	1	1	12	12.0	12	0	L	20-23
11/15	at Lions	P	0	0	0.0	0	0	1	3	0	0.0	0	0	L	27-30
11/22	Bengals	P	0	0	0.0	0	0	2	1	13	6.5	10	0	W	20-9
11/26	at Cowboys	P	0	0	0.0	0	0	2	0	15	7.5	10	0	W	41-16
12/07	at Steelers	P	0	0	0.0	0	0	1	4	9	9.0	9	0	W	23-17
12/13	at 49ers	P	0	0	0.0	0	0	2	5	36	18.0	22	0	W	23-15
12/20	Seahawks	P	0	0	0.0	0	0	2	0	-1	-0.5	0	0	L	15-20
12/27	Panthers	P	0	0	0.0	0	0	1	2	0	0.0	0	0	L	13-20
01/03	at Eagles	P	0	0	0.0	0	0	2	1	20	10.0	20	0	W	20-14
2020 TOTALS		11-1	3	42	14.0	20	0	19	19	143	7.5	22	0	7-9	

2019 GAME-BY-GAME REGULAR-SEASON STATISTICS (REDSKINS)

DATE	OPPONENT	P/S	KICKOFF RETURNS					PUNT RETURNS					W/L	SCORE
			RET	YDS	AVG	LG	TD	NO	FC	YDS	AVG	LG		
09/08	at Eagles	P	3	46	15.3	19	0	0	0	0	0.0	0	L	27-32
09/15	Cowboys	P	1	20	20.0	20	0	0	0	0	0.0	0	L	21-31
09/23	Bears	P	3	102	34.0	45	0	0	0	0	0.0	0	L	15-31
09/29	at Giants	P	2	37	18.5	19	0	0	0	0	0.0	0	L	3-24
10/06	Patriots	P	0	0	0.0	0	0	0	0	0	0.0	0	L	7-33
10/13	at Dolphins	P	1	21	21.0	21	0	0	0	0	0.0	0	W	17-16
10/20	49ers	P	3	63	21.0	24	0	0	0	0	0.0	0	L	0-9
10/24	at Vikings	P	2	54	27.0	31	0	0	0	0	0.0	0	L	9-19
11/03	at Bills	P	3	56	18.7	22	0	0	0	0	0.0	0	L	9-24
11/17	Jets	P	6	143	23.8	30	0	0	0	0	0.0	0	L	17-34
11/24	Lions	P	2	124	62.0	91t	1	0	0	0	0.0	0	W	19-16
12/01	at Panthers	P	0	0	0.0	0	0	3	0	12	4.0	6	W	29-21
12/08	at Packers	P	1	19	19.0	19	0	1	1	6	6.0	6	L	15-20
12/15	Eagles	S	3	89	29.7	41	0	2	1	8	4.0	11	L	27-37
12/22	Giants	P	1	25	25.0	25	0	0	1	0	0.0	0	L	35-41+
12/29	at Cowboys							NOT ON ROSTER					L	16-47
2019 TOTALS		15-1	31	799	25.8	91T	1	6	3	26	4.3	11	0	3-13
+ - Overtime														



24

BENNY SNELL JR.
RUNNING BACK

HEIGHT: 5-10

WEIGHT: 224

COLLEGE: Kentucky

BORN: February 26, 1998

BIRTHPLACE: Columbus, OH

HOW ACQUIRED: D4 '19

NFL EXPERIENCE: 4th year



COMMUNITY

- ✦ Participates in Salvation Army Project Bundle Up
- ✦ Served as a co-chair for the Salvation Army 2022 Topgolf Classic to benefit Salvation Army Project Bundle Up

BENNY SNELL JR.'S NFL REGULAR SEASON RUSHING/RECEIVING STATISTICS

DATE	TEAM	GP	GS	RUSHING					RECEIVING				
				NO.	YDS.	AVG.	LG	TD	NO.	YDS.	AVG.	LG	TD
2019	Steelers	13	2	108	426	3.9	23	2	3	23	7.7	14	0
2020	Steelers	16	3	111	368	3.3	30	4	10	61	6.1	14	0
2021	Steelers	17	0	36	98	2.7	9	0	2	13	6.5	7	0
2022	Steelers	17	0	20	90	4.5	16	1	2	17	8.5	11	0
NFL TOTALS		63	5	275	982	3.6	30	7	17	114	6.7	14	0

BENNY SNELL JR.'S NFL POSTSEASON RUSHING/RECEIVING STATISTICS

DATE	TEAM	GP	GS	RUSHING					RECEIVING				
				NO.	YDS.	AVG.	LG	TD	NO.	YDS.	AVG.	LG	TD
2020	Steelers	1	0	2	13	6.5	11	0	1	4	4.0	4	0
2021	Steelers	1	0	2	15	7.5	8	0	2	16	8.0	11	0
NFL TOTALS		2	0	4	28	7.0	11	0	3	20	6.7	11	0

BENNY SNELL JR.'S NFL REGULAR SEASON RETURN STATISTICS

DATE	TEAM	RET.	KICKOFF RETURNS					PUNT RETURNS				
			YDS.	AVG.	LG	TD	NO.	FC	YDS.	AVG.	LG	TD
2019	Steelers	1	8	8.0	8	0	0	0	0	0.0	0	0
2020	Steelers	0	0	0.0	0	0	0	0	0	0.0	0	0
2021	Steelers	0	0	0.0	0	0	0	0	0	0.0	0	0
2022	Steelers	3	30	10.0	15	0	0	0	0	0.0	0	0
NFL TOTALS		4	38	9.5	15	0	0	0	0	0.0	0	0

BENNY SNELL JR.'S NFL POSTSEASON RETURN STATISTICS

DATE	TEAM	RET.	KICKOFF RETURNS					PUNT RETURNS				
			YDS.	AVG.	LG	TD	NO.	FC	YDS.	AVG.	LG	TD
2020	Steelers	0	0	0.0	0	0	0	0	0	0.0	0	0
2021	Steelers	0	0	0.0	0	0	0	0	0	0.0	0	0
NFL TOTALS		0	0	0.0	0	0	0	0	0	0.0	0	0

SINGLE-GAME HIGHS: RUSHING/RECEIVING

Rush Attempts	21 at Cincinnati Bengals, Nov 24, 2019 19 at New York Giants, Sep 14, 2020	Longest Receptions	14 at Cincinnati Bengals, Dec 21, 2020 14 at Los Angeles Chargers, Oct 13, 2019
Rushing Yards	113 at New York Giants, Sep 14, 2020 98 at Cincinnati Bengals, Nov 24, 2019	All-Purpose Yards	113 at New York Giants, Sep 14, 2020 107 at Cincinnati Bengals, Dec 21, 2020
Rushing Average	6.0 at New York Giants, Sep 14, 2020 5.2 at Indianapolis Colts, Nov 28, 2022	Kickoff Returns	1 at Baltimore Ravens, Dec 29, 2019
Longest Runs	30 at New York Giants, Sep 14, 2020 29 at Cincinnati Bengals, Dec 21, 2020	Kickoff Return Yards	8 at Baltimore Ravens, Dec 29, 2019
Rushing TDs	1 at Indianapolis Colts, Nov 28, 2022 1 at Cincinnati Bengals, Dec 21, 2020	Longest Kickoff Return	15 vs. Las Vegas Raiders, Dec 24, 2022 8 at Miami Dolphins, Oct 23, 2022 ...1 more at 8.
Receptions	3 at Cincinnati Bengals, Dec 21, 2020 3 vs. Baltimore Ravens, Dec 02, 2020	Special Teams Tackles	2 vs. New Orleans Saints, Nov 13, 2022 2 at Cincinnati Bengals, Sep 11, 2022 ...2 more at 2.
Receiving Yards	33 vs. Baltimore Ravens, Dec 02, 2020 23 at Cincinnati Bengals, Dec 21, 2020	Most TDs	1 at Indianapolis Colts, Nov 28, 2022 1 at Cincinnati Bengals, Dec 21, 2020 ...5 more at 1.
Receiving Average	11.0 vs. Baltimore Ravens, Dec 02, 2020 7.7 at Cincinnati Bengals, Dec 21, 2020	Miscellaneous Tackles	1 at Cleveland Browns, Jan 03, 2021

SINGLE-GAME HIGHS - POSTSEASON: RUSHING/RECEIVING

Rush Attempts	2 at Kansas City Chiefs, Jan 16, 2022	Receiving Yards	16 at Kansas City Chiefs, Jan 16, 2022
	2 vs. Cleveland Browns, Jan 10, 2021		4 vs. Cleveland Browns, Jan 10, 2021
Rushing Yards	15 at Kansas City Chiefs, Jan 16, 2022	Longest Receptions	11 at Kansas City Chiefs, Jan 16, 2022
	13 vs. Cleveland Browns, Jan 10, 2021		5 at Kansas City Chiefs, Jan 16, 2022
Longest Runs	11 vs. Cleveland Browns, Jan 10, 2021	All-Purpose Yards	4 vs. Cleveland Browns, Jan 10, 2021
	8 at Kansas City Chiefs, Jan 16, 2022		31 at Kansas City Chiefs, Jan 16, 2022
	7 at Kansas City Chiefs, Jan 16, 2022	Longest Own Fumble Return	17 vs. Cleveland Browns, Jan 10, 2021
	2 vs. Cleveland Browns, Jan 10, 2021		9 at Kansas City Chiefs, Jan 16, 2022
Receptions	2 at Kansas City Chiefs, Jan 16, 2022		
	1 vs. Cleveland Browns, Jan 10, 2021		

100-YARD RUSHING GAMES (1): REGULAR SEASON

DATE	TEAM	ATT.	YDS.	AVG.	LG	TD
09/14/20	at Giants	19	113	5.9	30	0

2022 GAME-BY-GAME REGULAR-SEASON STATISTICS (STEELERS)

		RUSHING						RECEIVING							
DATE	OPPONENT	P/S	NO.	YDS.	AVG.	LG	TD	NO.	YDS.	AVG.	LG	TD	W/L	SCORE	
09/11	at Bengals	P	0	0	0.0	0	0	0	0	0.0	0	0	W	23-20+	
09/18	Patriots	P	0	0	0.0	0	0	0	0	0.0	0	0	L	14-17	
09/22	at Browns	P	0	0	0.0	0	0	0	0	0.0	0	0	L	17-29	
10/02	Jets	P	0	0	0.0	0	0	0	0	0.0	0	0	L	20-24	
10/09	at Bills	P	0	0	0.0	0	0	0	0	0.0	0	0	L	3-38	
10/16	Buccaneers	P	0	0	0.0	0	0	0	0	0.0	0	0	W	20-18	
10/23	at Dolphins	P	0	0	0.0	0	0	0	0	0.0	0	0	L	10-16	
10/30	at Eagles	P	0	0	0.0	0	0	0	0	0.0	0	0	L	13-35	
11/13	Saints	P	0	0	0.0	0	0	0	0	0.0	0	0	W	20-10	
11/20	Bengals	P	0	0	0.0	0	0	0	0	0.0	0	0	L	30-37	
11/28	at Colts	P	12	62	5.2	16	1	1	6	6.0	6	0	W	24-17	
12/04	at Falcons	P	6	24	4.0	6	0	1	11	11.0	11	0	W	19-16	
12/11	Ravens	P	2	4	2.0	3	0	0	0	0.0	0	0	L	14-16	
12/18	at Panthers	P	0	0	0.0	0	0	0	0	0.0	0	0	W	24-16	
12/24	Raiders	P	0	0	0.0	0	0	0	0	0.0	0	0	W	13-10	
01/01	at Ravens	P	0	0	0.0	0	0	0	0	0.0	0	0	W	16-13	
01/08	Browns	P	0	0	0.0	0	0	0	0	0.0	0	0	W	28-14	
2022 TOTALS		17-0	20	90	4.5	16	1	2	17	8.5	11	0	9-8		
+ - Overtime															

2021 GAME-BY-GAME REGULAR-SEASON STATISTICS (STEELERS)

		RUSHING						RECEIVING							
DATE	OPPONENT	P/S	NO.	YDS.	AVG.	LG	TD	NO.	YDS.	AVG.	LG	TD	W/L/T	SCORE	
09/12	at Bills	P	0	0	0.0	0	0	0	0	0.0	0	0	W	23-16	
09/19	Raiders	P	2	1	0.5	1	0	0	0	0.0	0	0	L	17-26	
09/26	Bengals	P	0	0	0.0	0	0	0	0	0.0	0	0	L	10-24	
10/03	at Packers	P	1	0	0.0	0	0	0	0	0.0	0	0	L	17-27	
10/10	Broncos	P	5	20	4.0	9	0	0	0	0.0	0	0	W	27-19	
10/17	Seahawks	P	0	0	0.0	0	0	0	0	0.0	0	0	W	23-20+	
10/31	at Browns	P	0	0	0.0	0	0	1	7	7.0	7	0	W	15-10	
11/08	Bears	P	2	6	3.0	5	0	0	0	0.0	0	0	W	29-27	
11/14	Lions	P	1	4	4.0	4	0	0	0	0.0	0	0	T	16-16	
11/21	at Chargers	P	2	7	3.5	4	0	0	0	0.0	0	0	L	37-41	
11/28	at Bengals	P	2	5	2.5	4	0	0	0	0.0	0	0	L	10-41	
12/05	Ravens	P	2	13	6.5	8	0	0	0	0.0	0	0	W	20-19	
12/09	at Vikings	P	1	-2	-2.0	-2	0	0	0	0.0	0	0	L	28-36	
12/19	Titans	P	0	0	0.0	0	0	0	0	0.0	0	0	W	19-13	
12/26	at Chiefs	P	5	20	4.0	8	0	1	6	6.0	6	0	L	10-36	
01/03	Browns	P	1	2	2.0	2	0	0	0	0.0	0	0	W	26-14	
01/09	at Ravens	P	12	22	1.8	9	0	0	0	0.0	0	0	W	16-13+	
2021 TOTALS		17-0	36	98	2.7	9	0	2	13	6.5	7	0	9-7-1		
+ - Overtime															


2020 GAME-BY-GAME REGULAR-SEASON STATISTICS (STEELERS)

DATE	OPPONENT	P/S	RUSHING					RECEIVING					W/L	SCORE
			NO.	YDS.	AVG.	LG	TD	NO.	YDS.	AVG.	LG	TD		
09/14	at Giants	P	19	113	5.9	30	0	0	0	0.0	0	0	W	26-16
09/20	Broncos	P	3	5	1.7	3	0	1	-4	-4.0	-4	0	W	26-21
09/27	Texans	P	7	11	1.6	4	0	0	0	0.0	0	0	W	28-21
10/11	Eagles	P	7	19	2.7	8	0	0	0	0.0	0	0	W	38-29
10/18	Browns	P	6	17	2.8	5	1	1	4	4.0	4	0	W	38-7
10/25	at Titans	P	2	2	1.0	1t	1	0	0	0.0	0	0	W	27-24
11/01	at Ravens	P	0	0	0.0	0	0	0	0	0.0	0	0	W	28-24
11/08	at Cowboys	P	3	1	0.3	3	0	0	0	0.0	0	0	W	24-19
11/15	Bengals	P	3	12	4.0	8	0	0	0	0.0	0	0	W	36-10
11/22	at Jaguars	P	7	15	2.1	5	1	0	0	0.0	0	0	W	27-3
12/02	Ravens	S	16	60	3.8	13	0	3	33	11.0	13	0	W	19-14
12/07	Football Team	S	8	5	0.6	4	0	2	5	2.5	4	0	L	17-23
12/13	at Bills	P	3	14	4.7	7	0	0	0	0.0	0	0	L	15-26
12/21	at Bengals	S	18	84	4.7	29	1	3	23	7.7	14	0	L	17-27
12/27	Colts	P	6	0	0.0	2	0	0	0	0.0	0	0	W	28-24
01/03	at Browns	P	3	10	3.3	6	0	0	0	0.0	0	0	L	22-24
2020 TOTALS			111	368	3.3	30	4	10	61	6.1	14	0	12-4	

2019 GAME-BY-GAME REGULAR-SEASON STATISTICS (STEELERS)

DATE	OPPONENT	P/S	RUSHING					RECEIVING					W/L	SCORE
			NO.	YDS.	AVG.	LG	TD	NO.	YDS.	AVG.	LG	TD		
09/08	at Patriots	P	0	0	0.0	0	0	0	0	0.0	0	0	L	3-33
09/15	Seahawks	P	1	23	23.0	23	0	0	0	0.0	0	0	L	26-28
09/22	at 49ers	P	3	6	2.0	4	0	0	0	0.0	0	0	L	20-24
09/30	Bengals	P	2	1	0.5	1	0	0	0	0.0	0	0	W	27-3
10/06	Ravens	P	0	0	0.0	0	0	0	0	0.0	0	0	L	23-26+
10/13	at Chargers	P	17	75	4.4	20	0	1	14	14.0	14	0	W	24-17
10/28	Dolphins	P	5	13	2.6	5	0	0	0	0.0	0	0	W	27-14
11/03	Colts												W	26-24
11/10	Rams												W	17-12
11/14	at Browns												L	7-21
11/24	at Bengals	S	21	98	4.7	21	0	1	5	5.0	5	0	W	16-10
12/01	Browns	P	16	63	3.9	14	1	1	4	4.0	4	0	W	20-13
12/08	at Cardinals	P	16	41	2.6	9	0	0	0	0.0	0	0	W	23-17
12/15	Bills	P	2	1	0.5	2	0	0	0	0.0	0	0	L	10-17
12/22	at Jets	P	7	14	2.0	6	0	0	0	0.0	0	0	L	10-16
12/29	at Ravens	S	18	91	5.1	19	1	0	0	0.0	0	0	L	10-28
2019 TOTALS			108	426	3.9	23	2	3	23	7.7	14	0	8-8	

+ - Overtime



41

ROBERT SPILLANE

LINEBACKER

HEIGHT: 6-1

WEIGHT: 223

COLLEGE: Western Michigan

BORN: December 14, 1995

BIRTHPLACE: Oak Park, IL

HOW ACQUIRED: FA '19

NFL EXPERIENCE: 4th year

ROBERT SPILLANE'S NFL REGULAR SEASON DEFENSIVE STATISTICS

DATE	TEAM	GP	GS	TK	S	A	TACKLES				QBH	INTERCEPTIONS				O. FUMB				ST				MISC			
							TFL	YDS	SK	YDS		NO	YDS	LG	TD	PD	FF	FR	TD	YDS	TK	S	A	FF	FR	S	A
2018	Titans	2	0	0	0	0	0	0	0.0	0.0	0	0	0	0	0	0	0	0	0	0	0	0	0	0	0	0	
2019	Titans	0	0	0	0	0	0	0	0.0	0.0	0	0	0	0	0	0	0	0	0	0	0	0	0	0	0	0	
2019	Steelers	8	0	1	1	0	Went from Tennessee to Pittsburgh										0	0	0	0	0	0	0	0	0	0	
2019	TOTAL	8	0	1	1	0	0	0	0.0	0.0	0	0	0	0	0	0	0	0	0	0	10	7	3	0	0	0	0
2020	Steelers	12	7	43	37	6	4	21	2.0	15.0	3	1	33	33t	1	4	0	1	0	0	2	2	0	0	0	0	0
2021	Steelers	14	4	45	23	22	2	4	0.0	0.0	0	0	0	0	0	0	0	0	0	0	11	6	5	0	0	0	0
2022	Steelers	16	5	77	50	27	4	9	1.0	0.0	2	0	0	0	0	4	0	0	0	0	2	2	0	0	0	0	0
NFL TOTALS		52	16	166	111	55	10	34	3.0	15.0	5	1	33	33T	1	8	0	1	0	0	25	17	8	0	0	0	0

ROBERT SPILLANE'S NFL POSTSEASON DEFENSIVE STATISTICS

DATE	TEAM	GP	GS	TK	S	TACKLES					QBH	INTERCEPTIONS				O. FUMB				ST				MISC		
						A	TFL	YDS	SK	YDS		NO	YDS	LG	TD	PD	FF	FR	TD	YDS	TK	S	A	FF	FR	S
2020	Steelers	1	1	9	6	3	0	0	0.0	0.0	0	0	0	0	0	0	0	0	0	0	0	0	0	0	0	0
2021	Steelers	1	1	5	5	0	0	0	0.0	0.0	0	0	0	0	0	0	0	0	0	0	0	0	0	0	0	0
NFL TOTALS		2	2	14	11	3	0	0	0.0	0.0	0	0	0	0	0	0	0	0	0	0	0	0	0	0	0	0

SINGLE-GAME HIGHS: DEFENSIVE

- Total Tackles

13 at Kansas City Chiefs, Dec 26, 2021
12 vs. Las Vegas Raiders, Dec 24, 2022
- Solo Tackles

10 at Baltimore Ravens, Nov 01, 2020
8 at Baltimore Ravens, Jan 01, 2023
- Sacks

1.0 at Cincinnati Bengals, Sep 11, 2022
1.0 vs. Washington Football Team, Dec 07, 2020
...1 more at 1.0.
- Passes Defensed

2 at Buffalo Bills, Oct 09, 2022
2 vs. Washington Football Team, Dec 07, 2020
...1 more at 2.
- Fumble Recoveries

1 at Baltimore Ravens, Nov 01, 2020
- Tackles For Loss

1 at Baltimore Ravens, Jan 01, 2023
1 at Carolina Panthers, Dec 18, 2022
...8 more at 1.
- Interceptions

1 at Baltimore Ravens, Nov 01, 2020
- Interception Return Yards

33 at Baltimore Ravens, Nov 01, 2020
- Special Teams Tackles

4 at Cincinnati Bengals, Nov 24, 2019
2 at Los Angeles Chargers, Nov 21, 2021
...4 more at 2.

SINGLE-GAME HIGHS - POSTSEASON: DEFENSIVE

- Total Tackles

9 vs. Cleveland Browns, Jan 10, 2021
5 at Kansas City Chiefs, Jan 16, 2022
- Solo Tackles

6 vs. Cleveland Browns, Jan 10, 2021
5 at Kansas City Chiefs, Jan 16, 2022

2022 GAME-BY-GAME REGULAR-SEASON STATISTICS (STEELERS)

DATE	OPPONENT	P/S	TACKLES									INTERCEPTIONS				O. FUMB			ST			MISC		W/L	SCORE		
			TK	S	A	SK	YDS	TFL	YDS	QBH	NO	YDS	LG	TD	PD	FF	FR	TD	YDS	TK	S	A	FF			FR	S
09/11	at Bengals	P	5	3	2	1.0	0.0	0	0	1	0	0	0	0	0	0	0	0	0	0	0	0	0	0	W	23-20+	
09/18	Patriots	P	6	3	3	0.0	0.0	0	0	0	0	0	0	0	0	0	0	0	1	1	0	0	0	0	L	14-17	
09/22	at Browns	P	2	2	0	0.0	0.0	0	0	0	0	0	0	0	0	0	0	0	0	0	0	0	0	0	L	17-29	
10/02	Jets	P	1	0	1	0.0	0.0	0	0	0	0	0	0	0	0	0	0	0	0	0	0	0	0	0	L	20-24	
10/09	at Bills	P	0	0	0	0.0	0.0	0	0	0	0	0	0	2	0	0	0	0	0	0	0	0	0	0	L	3-38	
10/16	Buccaneers	P	5	3	2	0.0	0.0	0	0	0	0	0	1	0	0	0	0	0	0	0	0	0	0	0	W	20-18	
10/23	at Dolphins	P	3	0	3	0.0	0.0	0	0	0	0	0	0	0	0	0	0	0	0	0	0	0	0	0	L	10-16	
10/30	at Eagles	P	4	3	1	0.0	0.0	0	0	0	0	0	0	0	0	0	0	0	0	0	0	0	0	0	L	13-35	
11/13	Saints	S	7	5	2	0.0	0.0	1	0	0	0	0	0	0	0	0	0	0	0	0	0	0	0	0	W	20-10	
11/20	Bengals	P	5	2	3	0.0	0.0	1	1	0	0	0	0	1	0	0	0	0	1	1	0	0	0	0	L	30-37	
11/28	at Colts		ON INACTIVE LIST																				W	24-17			
12/04	at Falcons	P	1	1	0	0.0	0.0	0	0	1	0	0	0	0	0	0	0	0	0	0	0	0	0	0	W	19-16	
12/11	Ravens	P	2	2	0	0.0	0.0	0	0	0	0	0	0	0	0	0	0	0	0	0	0	0	0	0	L	14-16	
12/18	at Panthers	S	7	6	1	0.0	0.0	1	2	0	0	0	0	0	0	0	0	0	0	0	0	0	0	0	W	24-16	
12/24	Raiders	S	12	7	5	0.0	0.0	0	0	0	0	0	0	0	0	0	0	0	0	0	0	0	0	0	W	13-10	
01/01	at Ravens	S	9	8	1	0.0	0.0	1	6	0	0	0	0	0	0	0	0	0	0	0	0	0	0	0	W	16-13	
01/08	Browns	S	8	5	3	0.0	0.0	0	0	0	0	0	0	0	0	0	0	0	0	0	0	0	0	0	W	28-14	
2022 TOTALS		16-5	77	50	27	1.0	0.0	4	9	2	0	0	0	0	4	0	0	0	0	2	2	0	0	0	9-8		
+ - Overtime																											

2021 GAME-BY-GAME REGULAR-SEASON STATISTICS (STEELERS)

TACKLES											INTERCEPTIONS					O.FUMB			ST			MISC		W/L	SCORE												
DATE	OPPONENT	P/S	TK	S	A	SK	YDS	TFL	YDS	QBH	NO	YDS	LG	TD	PD	FF	FR	TD	YDS	TK	S	A	FF			FR	S	A									
09/12	at Bills										ON INACTIVE LIST																								W	23-16	
09/19	Raiders	S	10	7	3	0.0	0.0	1	2	0	0	0	0	0	0	0	0	0	0	2	0	2	0	0	0	0	0	L	17-26								
09/26	Bengals	P	0	0	0	0.0	0.0	0	0	0	0	0	0	0	0	0	0	0	0	2	0	0	0	0	0	0	0	L	10-24								
10/03	at Packers	P	0	0	0	0.0	0.0	0	0	0	0	0	0	0	0	0	0	0	0	1	1	0	0	0	0	0	0	L	17-27								
10/10	Broncos	P	2	1	1	0.0	0.0	0	0	0	0	0	0	0	0	0	0	0	0	0	0	0	0	0	0	0	0	W	27-19								
10/17	Seahawks	P	2	0	2	0.0	0.0	0	0	0	0	0	0	0	0	0	0	0	0	1	1	0	0	0	0	0	W	23-20+									
10/31	at Browns	P	1	0	1	0.0	0.0	0	0	0	0	0	0	0	0	0	0	0	0	1	1	0	0	0	0	0	W	15-10									
11/08	Bears	P	0	0	0	0.0	0.0	0	0	0	0	0	0	0	0	0	0	0	0	0	0	0	0	0	0	0	W	29-27									
11/14	Lions	P	0	0	0	0.0	0.0	0	0	0	0	0	0	0	0	0	0	0	0	2	1	1	0	0	0	0	T	16-16									
11/21	at Chargers	P	1	1	0	0.0	0.0	0	0	0	0	0	0	0	0	0	0	0	0	2	1	1	0	0	0	0	L	37-41									
11/28	at Bengals	P	1	1	0	0.0	0.0	0	0	0	0	0	0	0	0	0	0	0	0	0	0	0	0	0	0	0	L	10-41									
12/05	Ravens										RESERVE/COVID-19																								W	20-19	
12/09	at Vikings										INACTIVE																									L	28-36
12/19	Titans	P	3	1	2	0.0	0.0	0	0	0	0	0	0	0	0	0	0	0	0	1	0	1	0	0	0	0	0	L	19-13								
12/26	at Chiefs	S	13	5	8	0.0	0.0	0	0	0	0	0	0	0	0	0	0	0	0	0	0	0	0	0	0	0	0	L	10-30								
01/03	Browns	S	8	4	4	0.0	0.0	1	2	0	0	0	0	0	0	0	0	0	0	0	0	0	0	0	0	0	0	W	26-14								
01/09	at Ravens	S	4	3	1	0.0	0.0	0	0	0	0	0	0	0	0	0	0	0	0	1	1	0	0	0	0	0	0	W	16-13+								
2021 TOTALS			14-4		45		23	22	0.0	0.0	2	4	0	0	0	0	0	0	0	11	6	5	0	0	0	0	0										
+/- Overtime																																					

2020 GAME-BY-GAME REGULAR-SEASON STATISTICS (STEELERS)

		TACKLES										INTERCEPTIONS				O. FUMB				ST			MISC					
DATE	OPPONENT	P/S	TK	S	A	SK	YDS	TFL	YDS	QBH	NO	YDS	LG	TD	PD	FF	FR	TD	YDS	TK	S	A	FF	FR	S	A	W/L	SCORE
09/14	at Giants	P	0	0	0	0.0	0	0	0	0	0	0	0	0	0	0	0	0	0	1	1	0	0	0	0	0	W	26-16
09/20	Broncos	P	0	0	0	0.0	0	0	0	0	0	0	0	0	0	0	0	0	0	0	0	0	0	0	0	0	W	26-21
09/27	Texans	P	0	0	0	0.0	0	0	0	0	0	0	0	0	0	0	0	0	0	0	0	0	0	0	0	0	W	28-21
10/11	Eagles	P	0	0	0	0.0	0	0	0	0	0	0	0	0	0	0	0	0	0	0	0	0	0	0	0	0	W	38-29
10/18	Browns	P	5	4	1	0.0	0	1	6	0	0	0	0	0	0	0	0	0	0	1	1	0	0	0	0	0	W	38-7
10/25	at Titans	S	3	2	1	0.0	0	0	0	0	0	0	0	0	0	0	0	0	0	0	0	0	0	0	0	0	W	27-24
11/01	at Ravens	S	11	10	1	0.0	0	1	0	0	1	33	33	1	2	0	1	0	0	0	0	0	0	0	0	0	W	28-24
11/08	at Cowboys	S	6	6	0	0.0	0	0	0	0	0	0	0	0	0	0	0	0	0	0	0	0	0	0	0	0	W	24-19
11/15	Bengals	S	5	4	1	1.0	6.0	1	6	1	0	0	0	0	0	0	0	0	0	0	0	0	0	0	0	0	W	36-10
11/22	at Jaguars	S	4	3	1	0.0	0	0	0	0	0	0	0	0	0	0	0	0	0	0	0	0	0	0	0	0	W	27-3
12/02	Ravens	S	6	6	0	0.0	0	0	0	0	0	0	0	0	0	0	0	0	0	0	0	0	0	0	0	0	W	19-14
12/07	Football Team	S	3	2	1	1.0	9.0	1	9	2	0	0	0	0	2	0	0	0	0	0	0	0	0	0	0	0	L	17-23
12/13	at Bills											DID NOT PLAY															L	15-26
12/21	at Bengals											DID NOT PLAY															L	17-27
12/27	Colts											DID NOT PLAY															W	28-24
01/03	at Browns											DID NOT PLAY															L	22-24
2020 TOTALS		12-7	43	37	6	2.0	15.0	4	21	3	1	33	33T	1	4	0	1	0	0	2	2	0	0	0	0	0	12-4	

2019 GAME-BY-GAME REGULAR-SEASON STATISTICS (TITANS/STEELERS)

		TACKLES									INTERCEPTIONS					O. FUMB				ST				MISC					
DATE	OPPONENT	P/S	TK	S	A	SK	YDS	TFL	YDS	QBH	NO	YDS	LG	TD	PD	FF	FR	TD	YDS	TK	S	A	FF	FR	S	A	W/L	SCORE	
09/08	at Browns																										W	43-13	
09/15	Colts																										L	17-19	
09/19	at Jaguars																										L	7-20	
09/29	at Falcons																										W	24-10	
10/06	Bills																										L	7-14	
10/13	at Broncos																										L	0-16	
10/20	Chargers																										W	23-20	
10/27	Buccaneers																										W	27-23	
Went from Titans to Steelers .																													
PRACTICE SQUAD																													
11/03	Colts																										W	26-24	
11/10	Rams	P	0	0	0	0.0	0.0	0	0	0	0	0	0	0	0	0	0	0	0	2	2	0	0	0	0	0	0	W	17-12
11/14	at Browns	P	0	0	0	0.0	0.0	0	0	0	0	0	0	0	0	0	0	0	0	1	1	0	0	0	0	0	0	W	7-21
11/24	at Bengals	P	0	0	0	0.0	0.0	0	0	0	0	0	0	0	0	0	0	0	0	4	1	3	0	0	0	0	0	W	16-10
12/01	Browns	P	0	0	0	0.0	0.0	0	0	0	0	0	0	0	0	0	0	0	0	0	0	0	0	0	0	0	W	20-13	
12/08	at Cardinals	P	0	0	0	0.0	0.0	0	0	0	0	0	0	0	0	0	0	0	0	2	2	0	0	0	0	0	W	23-17	
12/15	Bills	P	0	0	0	0.0	0.0	0	0	0	0	0	0	0	0	0	0	0	0	0	0	0	0	0	0	0	L	10-17	
12/22	at Jets	P	0	0	0	0.0	0.0	0	0	0	0	0	0	0	0	0	0	0	0	0	0	0	0	0	0	0	L	10-16	
12/29	at Ravens	P	1	1	0	0.0	0.0	0	0	0	0	0	0	0	0	0	0	0	0	1	1	0	0	0	0	0	L	10-28	
2019 TOTALS		8-0				1	1	0	0.0	0.0	0	0	0	0	0	0	0	0	0	10	7	3	0	0	0	0	0	9-8	

2018 GAME-BY-GAME REGULAR-SEASON STATISTICS (TITANS)

[illegible]



20

CAMERON SUTTON
CORNERBACK

HEIGHT: 5-11
WEIGHT: 188
COLLEGE: Tennessee
BORN: February 27, 1995

BIRTHPLACE: Jonesboro, GA
HOW ACQUIRED: D3a '17
NFL EXPERIENCE: 6th year



CAMERON SUTTON'S NFL REGULAR SEASON DEFENSIVE STATISTICS

DATE	TEAM	GP	GS	TK	S	A	TACKLES				INTERCEPTIONS				O. FUMB				ST				MISC			
							TFL	YDS	SK	YDS	QBH	NO	YDS	LG	TD	PD	FF	FR	TD	YDS	TK	S	A	FF	FR	S
2017	Steelers	5	1	5	4	1	0	0	0.0	0.0	0	0	0	0	0	1	0	0	0	0	0	0	0	0	0	
2018	Steelers	15	1	19	18	1	0	0	0.0	0.0	2	1	0	0	0	3	0	0	0	0	3	2	1	1	0	0
2019	Steelers	16	0	16	13	3	2	2	1.0	1.0	1	1	26	26	0	5	0	0	0	0	0	0	0	0	0	
2020	Steelers	16	6	29	26	3	1	4	1.0	0.0	0	1	0	0	0	8	3	1	0	0	1	1	0	0	0	
2021	Steelers	16	16	52	44	8	4	13	0.0	0.0	0	2	4	4	0	6	1	0	0	0	0	0	0	0	0	
2022	Steelers	16	15	43	35	8	1	1	0.0	0.0	0	3	26	26	0	15	0	0	0	0	0	0	0	0	0	
NFL TOTALS		84	39	164	140	24	8	20	2.0	1.0	3	8	56	26	0	38	4	1	0	0	4	3	1	1	0	0

CAMERON SUTTON'S NFL POSTSEASON DEFENSIVE STATISTICS

Steelers Career Stats																													
DATE	TEAM	GP	GS	TACKLES								INTERCEPTIONS								O. FUMB				ST				MISC	
				TK	S	A	TFL	YDS	SK	YDS	QBH	NO	YDS	LG	TD	PD	FF	FR	TD	YDS	TK	S	A	FF	FR	S	A		
2017	Steelers	1	0	0	0	0	0	0	0.0	0.0	0	0	0	0	0	0	0	0	0	0	0	0	0	0	0				
2020	Steelers	1	1	2	2	0	0	0	0.0	0.0	0	0	0	0	1	0	0	0	0	0	0	0	0	0	0				
2021	Steelers	1	1	5	5	0	1	4	0.0	0.0	0	0	0	0	0	0	0	0	0	0	0	0	0	0	0				
NFL TOTALS		3	2	7	7	0	1	4	0.0	0.0	0	0	0	0	1	0	0	0	0	0	0	0	0	0	0				

SINGLE-GAME HIGHS: DEFENSIVE

Total Tackles	10 at Los Angeles Chargers, Nov 21, 2021 5 at Cleveland Browns, Sep 22, 2022 ...3 more at 5.	Tackles For Loss	2 at Buffalo Bills, Sep 12, 2021 1 at Buffalo Bills, Oct 09, 2022 ...5 more at 1.
Solo Tackles	7 at Los Angeles Chargers, Nov 21, 2021 5 at Cleveland Browns, Sep 22, 2022 ...3 more at 5.	Interceptions	1 vs. Las Vegas Raiders, Dec 24, 2022 1 vs. New York Jets, Oct 02, 2022 ...6 more at 1.
Sacks	1.0 vs. Cleveland Browns, Oct 18, 2020 1.0 vs. Cleveland Browns, Dec 01, 2019	Interception Return Yards	26 vs. New York Jets, Oct 02, 2022 26 at Los Angeles Chargers, Oct 13, 2019
Passes Defensed	3 at Los Angeles Chargers, Oct 13, 2019 2 vs. Las Vegas Raiders, Dec 24, 2022 ...6 more at 2.	Special Teams Tackles	1 at Dallas Cowboys, Nov 08, 2020 1 vs. Cincinnati Bengals, Dec 30, 2018 ...2 more at 1.
Forced Fumbles	1 vs. Tennessee Titans, Dec 19, 2021 1 vs. Cincinnati Bengals, Nov 15, 2020 ...2 more at 1.	Special Teams Forced Fumbles	1 vs. Kansas City Chiefs, Sep 16, 2018
Fumble Recoveries	1 at Buffalo Bills, Dec 13, 2020		

SINGLE-GAME HIGHS - POSTSEASON: DEFENSIVE

Total Tackles	5 at Kansas City Chiefs, Jan 16, 2022 2 vs. Cleveland Browns, Jan 10, 2021	Passes Defensed	1 vs. Cleveland Browns, Jan 10, 2021
Solo Tackles	5 at Kansas City Chiefs, Jan 16, 2022 2 vs. Cleveland Browns, Jan 10, 2021	Tackles For Loss	1 at Kansas City Chiefs, Jan 16, 2022

2022 GAME-BY-GAME REGULAR-SEASON STATISTICS (STEELERS)

DATE	OPPONENT	P/S	TACKLES							INTERCEPTIONS					O. FUMB			ST					MISC		W/L	SCORE							
			TK	S	A	SK	YDS	TFL	YDS	QBH	NO	YDS	LG	TD	PD	FF	FR	TD	YDS	TK	S	A	FF	FR			S	A					
09/11	@ Bengals	S	3	2	1	0.0	0.0	0	0	0	0	1	0	0	0	2	0	0	0	0	0	0	0	0	0	0	W	23-20+					
09/18	Patriots	S	3	3	0	0.0	0.0	0	0	0	0	0	0	0	1	0	0	0	0	0	0	0	0	0	0	L	14-17						
09/22	@ Browns	S	5	5	0	0.0	0.0	0	0	0	0	0	0	0	0	1	0	0	0	0	0	0	0	0	0	L	17-29						
10/02	Jets	S	1	1	0	0.0	0.0	0	0	0	1	26	26	0	1	0	0	0	0	0	0	0	0	0	0	L	20-24						
10/09	@ Bills	S	4	4	0	0.0	0.0	1	1	0	0	0	0	0	0	0	0	0	0	0	0	0	0	0	0	L	3-38						
10/16	Buccaneers		ON INACTIVE LIST																													W	20-18
10/23	@ Dolphins	P	1	1	0	0.0	0.0	0	0	0	0	0	0	0	1	0	0	0	0	0	0	0	0	0	0	L	10-16						
10/30	@ Eagles	S	4	4	0	0.0	0.0	0	0	0	0	0	0	0	2	0	0	0	0	0	0	0	0	0	0	L	13-35						
11/13	Saints	S	2	2	0	0.0	0.0	0	0	0	0	0	0	0	0	0	0	0	0	0	0	0	0	0	0	W	20-10						
11/20	Bengals	S	3	3	0	0.0	0.0	0	0	0	0	0	0	0	0	0	0	0	0	0	0	0	0	0	0	L	30-37						
11/28	@ Colts	S	1	1	0	0.0	0.0	0	0	0	0	0	0	0	1	0	0	0	0	0	0	0	0	0	0	W	24-17						
12/04	@ Falcons	S	4	3	1	0.0	0.0	0	0	0	0	0	0	0	1	0	0	0	0	0	0	0	0	0	0	W	19-16						
12/11	Ravens	S	2	2	0	0.0	0.0	0	0	0	0	0	0	0	1	0	0	0	0	0	0	0	0	0	0	L	14-16						
12/18	@ Panthers	S	2	1	1	0.0	0.0	0	0	0	0	0	0	0	1	0	0	0	0	0	0	0	0	0	0	W	24-16						
12/24	Raiders	S	3	1	2	0.0	0.0	0	0	0	1	0	0	0	2	0	0	0	0	0	0	0	0	0	0	W	13-10						
01/01	@ Ravens	S	2	1	1	0.0	0.0	0	0	0	0	0	0	0	0	0	0	0	0	0	0	0	0	0	0	W	16-13						
01/08	Browns	S	3	1	2	0.0	0.0	0	0	0	0	0	0	0	1	0	0	0	0	0	0	0	0	0	0	W	28-14						
2022 TOTALS		16-15	43	35	8	0.0	0.0	1	1	0	0	3	26	26	0	15	0	0	0	0	0	0	0	0	0	0	9-8						
+ - Overtime																																	

2021 GAME-BY-GAME REGULAR-SEASON STATISTICS (STEELERS)

DATE	OPPONENT	P/S	TACKLES							INTERCEPTIONS					O. FUMB			ST					MISC		W/L	SCORE	
			TK	S	A	SK	YDS	TFL	YDS	QBH	NO	YDS	LG	TD	PD	FF	FR	TD	YDS	TK	S	A	FF	FR			S
09/12	at Bills	S	5	5	0	0.0	0.0	2	9	0	0	0	0	0	2	0	0	0	0	0	0	0	0	0	0	W	23-16
09/19	Raiders	S	3	2	1	0.0	0.0	0	0	0	0	0	0	0	0	0	0	0	0	0	0	0	0	0	0	L	17-26
09/26	Bengals	S	2	2	0	0.0	0.0	0	0	0	0	0	0	0	0	0	0	0	0	0	0	0	0	0	0	L	10-24
10/03	at Packers	S	1	1	0	0.0	0.0	0	0	0	0	0	0	0	1	0	0	0	0	0	0	0	0	0	0	L	17-27
10/10	Broncos		ON INACTIVE LIST																							W	27-19
10/17	Seahawks	S	3	2	1	0.0	0.0	0	0	0	0	0	0	0	0	0	0	0	0	0	0	0	0	0	0	W	23-20+
10/31	at Browns	S	3	3	0	0.0	0.0	1	2	0	0	0	0	0	0	0	0	0	0	0	0	0	0	0	0	W	15-10
11/08	Bears	S	3	3	0	0.0	0.0	0	0	0	0	0	0	0	0	0	0	0	0	0	0	0	0	0	0	W	29-27
11/14	Lions	S	0	0	0	0.0	0.0	0	0	0	0	0	0	0	0	0	0	0	0	0	0	0	0	0	0	T	16-16
11/21	at Chargers	S	10	7	3	0.0	0.0	1	2	0	1	4	4	0	1	0	0	0	0	0	0	0	0	0	0	L	37-41
11/28	at Bengals	S	4	3	1	0.0	0.0	0	0	0	0	0	0	0	0	0	0	0	0	0	0	0	0	0	0	L	10-41
12/05	Ravens	S	4	4	0	0.0	0.0	0	0	0	0	0	0	0	0	0	0	0	0	0	0	0	0	0	0	W	20-19
12/09	at Vikings	S	4	4	0	0.0	0.0	0	0	0	0	0	0	0	1	0	0	0	0	0	0	0	0	0	0	L	28-36
12/19	Titans	S	3	2	1	0.0	0.0	0	0	0	0	0	0	0	0	1	0	0	0	0	0	0	0	0	0	W	19-13
12/26	at Chiefs	S	0	0	0	0.0	0.0	0	0	0	0	0	0	0	0	0	0	0	0	0	0	0	0	0	0	L	10-36
01/03	Browns	S	2	1	1	0.0	0.0	0	0	0	0	0	0	0	0	0	0	0	0	0	0	0	0	0	0	W	26-14
01/09	at Ravens	S	5	5	0	0.0	0.0	0	0	0	1	0	0	0	1	0	0	0	0	0	0	0	0	0	0	W	16-13+
2021 TOTALS		16-16	52	44	8	0.0	0.0	4	13	0	2	4	4	0	6	1	0	0	0	0	0	0	0	0	0	0	9-7-1
+ - Overtime																											

2020 GAME-BY-GAME REGULAR-SEASON STATISTICS (STEELERS)

DATE	OPPONENT	P/S	TACKLES							INTERCEPTIONS					O. FUMB			ST			MISC		W/L	SCORE		
			TK	S	A	SK	YDS	TFL	YDS	QBH	NO	YDS	LG	TD	PD	FF	FR	TD	YDS	TK	S	A			FF	FR
09/14	at Giants	P	1	0	1	0.0	0.0	0	0	0	0	0	0	0	0	0	0	0	0	0	0	0	0	0	W	26-16
09/20	Broncos	P	1	0	1	0.0	0.0	0	0	0	0	0	0	0	0	0	0	0	0	0	0	0	0	0	W	26-21
09/27	Texans	P	0	0	0	0.0	0.0	0	0	0	0	0	0	0	0	0	0	0	0	0	0	0	0	0	W	28-21
10/11	Eagles	P	0	0	0	0.0	0.0	0	0	0	0	0	0	0	0	0	0	0	0	0	0	0	0	0	W	38-29
10/18	Browns	P	2	2	0	1.0	0.0	0	0	0	1	0	0	0	1	0	0	0	0	0	0	0	0	0	W	38-7
10/25	at Titans	P	4	4	0	0.0	0.0	0	0	0	0	0	0	2	0	0	0	0	0	0	0	0	0	0	W	27-24
11/01	at Ravens	P	2	2	0	0.0	0.0	0	0	0	0	0	0	0	1	0	0	0	0	0	0	0	0	0	W	28-24
11/08	at Cowboys	S	3	3	0	0.0	0.0	0	0	0	0	0	0	0	1	0	0	0	1	1	0	0	0	0	W	24-19
11/15	Bengals	S	4	4	0	0.0	0.0	1	4	0	0	0	0	0	0	1	0	0	0	0	0	0	0	0	W	36-10
11/22	at Jaguars	P	3	2	1	0.0	0.0	0	0	0	0	0	0	1	0	0	0	0	0	0	0	0	0	0	W	27-3
12/02	Ravens	P	1	1	0	0.0	0.0	0	0	0	0	0	0	0	0	0	0	0	0	0	0	0	0	0	W	19-14
12/07	Football Team	S	3	3	0	0.0	0.0	0	0	0	0	0	0	0	1	0	0	0	0	0	0	0	0	0	L	17-23
12/13	at Bills	S	2	2	0	0.0	0.0	0	0	0	0	0	0	2	0	1	0	0	0	0	0	0	0	0	L	15-26
12/21	at Bengals	P	0	0	0	0.0	0.0	0	0	0	0	0	0	1	0	0	0	0	0	0	0	0	0	0	L	17-27
12/27	Colts	S	1	1	0	0.0	0.0	0	0	0	0	0	0	0	0	0	0	0	0	0	0	0	0	0	W	28-24
01/03	at Browns	S	2	2	0	0.0	0.0	0	0	0	0	0	0	0	0	0	0	0	0	0	0	0	0	0	L	22-24
2020 TOTALS		16-6	29	26	3	1.0	0.0	1	4	0	1	0	0	0	8	3	1	0	0	1	1	0	0	0	0	12-4

2019 GAME-BY-GAME REGULAR-SEASON STATISTICS (STEELERS)


DATE	OPPONENT	P/S	TACKLES							INTERCEPTIONS					O. FUMB			ST				MISC		W/L	SCORE			
			TK	S	A	SK	YDS	TFL	YDS	QBH	NO	YDS	LG	TD	PD	FF	FR	TD	YDS	TK	S	A	FF			FR	S	A
09/08	at Patriots	P	1	1	0	0.0	0.0	0	0	0	0	0	0	0	0	0	0	0	0	0	0	0	0	0	L	3-33		
09/15	Seahawks	P	3	3	0	0.0	0.0	1	1	0	0	0	0	0	0	0	0	0	0	0	0	0	0	0	L	26-28		
09/22	at 49ers	P	0	0	0	0.0	0.0	0	0	0	0	0	0	0	0	0	0	0	0	0	0	0	0	0	L	20-24		
09/30	Bengals	P	2	1	1	0.0	0.0	0	0	0	0	0	0	1	0	0	0	0	0	0	0	0	0	0	W	27-3		
10/06	Ravens	P	0	0	0	0.0	0.0	0	0	0	0	0	0	1	0	0	0	0	0	0	0	0	0	0	L	23-26+		
10/13	at Chargers	P	1	1	0	0.0	0.0	0	0	0	1	26	26	0	3	0	0	0	0	0	0	0	0	0	W	24-17		
10/28	Dolphins	P	0	0	0	0.0	0.0	0	0	0	0	0	0	0	0	0	0	0	0	0	0	0	0	0	W	27-14		
11/03	Colts	P	1	1	0	0.0	0.0	0	0	0	0	0	0	0	0	0	0	0	0	0	0	0	0	0	W	26-24		
11/10	Rams	P	2	1	1	0.0	0.0	0	0	0	0	0	0	0	0	0	0	0	0	0	0	0	0	0	W	17-12		
11/14	at Browns	P	1	1	0	0.0	0.0	0	0	0	0	0	0	0	0	0	0	0	0	0	0	0	0	0	L	7-21		
11/24	at Bengals	P	1	0	1	0.0	0.0	0	0	0	0	0	0	0	0	0	0	0	0	0	0	0	0	0	W	16-10		
12/01	Browns	P	1	1	0	1.0	1.0	1	1	1	0	0	0	0	0	0	0	0	0	0	0	0	0	0	W	20-13		
12/08	at Cardinals	P	1	1	0	0.0	0.0	0	0	0	0	0	0	0	0	0	0	0	0	0	0	0	0	0	W	23-17		
12/15	Bills	P	1	1	0	0.0	0.0	0	0	0	0	0	0	0	0	0	0	0	0	0	0	0	0	0	L	10-17		
12/22	at Jets	P	0	0	0	0.0	0.0	0	0	0	0	0	0	0	0	0	0	0	0	0	0	0	0	0	L	10-16		
12/29	at Ravens	P	1	1	0	0.0	0.0	0	0	0	0	0	0	0	0	0	0	0	0	0	0	0	0	0	L	10-28		
2019 TOTALS		16-0	16	13	3	1.0	1.0	2	2	1	1	26	26	0	5	0	0	0	0	0	0	0	0	0	8-8			
+ - Overtime																												

2018 GAME-BY-GAME REGULAR-SEASON STATISTICS (STEELERS)

DATE	OPPONENT	P/S	TACKLES							INTERCEPTIONS					O. FUMB				ST				MISC		W/L	SCORE		
			TK	S	A	SK	YDS	TFL	YDS	QBH	NO	YDS	LG	TD	PD	FF	FR	TD	YDS	TK	S	A	FF	FR			S	A
09/09	at Browns	P	2	2	0	0.0	0.0	0	0	0	1	0	0	0	2	0	0	0	0	0	0	0	0	0	0	T	21-21	
09/16	Chiefs	S	2	2	0	0.0	0.0	0	0	0	0	0	0	0	0	0	0	0	1	1	0	1	0	0	0	L	37-42	
09/24	at Buccaneers	P	0	0	0	0.0	0.0	0	0	0	0	0	0	0	0	0	0	0	0	0	0	0	0	0	0	W	30-27	
09/30	Ravens	P	3	3	0	0.0	0.0	0	0	0	0	0	0	0	0	0	0	0	0	0	0	0	0	0	0	L	14-26	
10/07	Falcons	P	4	4	0	0.0	0.0	0	0	0	0	0	0	0	0	0	0	0	1	1	0	0	0	0	0	W	41-17	
10/14	at Bengals	P	5	5	0	0.0	0.0	0	0	0	0	0	0	1	0	0	0	0	0	0	0	0	0	0	0	W	28-21	
10/28	Browns	P	0	0	0	0.0	0.0	0	0	0	0	0	0	0	0	0	0	0	0	0	0	0	0	0	0	W	33-18	
11/04	at Ravens	P	0	0	0	0.0	0.0	0	0	0	0	0	0	0	0	0	0	0	0	0	0	0	0	0	0	W	23-16	
11/08	Panthers	P	0	0	0	0.0	0.0	0	0	0	0	0	0	0	0	0	0	0	0	0	0	0	0	0	0	W	52-21	
11/18	at Jaguars	P	0	0	0	0.0	0.0	0	0	0	0	0	0	0	0	0	0	0	0	0	0	0	0	0	0	W	20-16	
11/25	at Broncos	P	0	0	0	0.0	0.0	0	0	0	0	0	0	0	0	0	0	0	0	0	0	0	0	0	0	L	17-24	
12/02	Chargers										INACTIVE																L	30-33
12/09	at Raiders	P	0	0	0	0.0	0.0	0	0	0	0	0	0	0	0	0	0	0	0	0	0	0	0	0	0	L	21-24	
12/16	Patriots	P	2	1	1	0.0	0.0	0	0	0	0	0	0	0	0	0	0	0	0	0	0	0	0	0	0	W	17-10	
12/23	at Saints	P	0	0	0	0.0	0.0	0	0	0	0	0	0	0	0	0	0	0	0	0	0	0	0	0	0	L	28-31	
12/30	Bengals	P	1	1	0	0.0	0.0	0	0	2	0	0	0	0	0	0	0	0	1	1	0	0	0	0	0	W	16-13	
2018 TOTALS		15-1	19	18	1	0.0	0.0	0	0	2	1	0	0	0	3	0	0	0	0	3	2	1	1	0	0	0	9-6-1	

2017 GAME-BY-GAME REGULAR-SEASON STATISTICS (STEELERS)

DATE	OPPONENT	P/S	TACKLES							INTERCEPTIONS					O. FUMB				ST				MISC		W/L	SCORE		
			TK	S	A	SK	YDS	TFL	YDS	QBH	NO	YDS	LG	TD	PD	FF	FR	TD	YDS	TK	S	A	FF	FR			S	A
11/26	Packers									DID NOT PLAY (NON-INJURY)																	W	31-28
12/04	at Bengals	P	0	0	0	0.0	0.0	0	0	0	0	0	0	0	0	0	0	0	0	0	0	0	0	0	0	W	23-20	
12/10	Ravens	P	2	2	0	0.0	0.0	0	0	0	0	0	0	0	0	0	0	0	0	0	0	0	0	0	0	W	39-38	
12/17	Patriots	S	3	2	1	0.0	0.0	0	0	0	0	0	0	0	0	0	0	0	0	0	0	0	0	0	0	L	24-27	
12/25	at Texans	P	0	0	0	0.0	0.0	0	0	0	0	0	0	0	0	0	0	0	0	0	0	0	0	0	0	W	34-6	
12/31	Browns	P	0	0	0	0.0	0.0	0	0	0	0	0	0	0	0	0	0	0	0	0	0	0	0	0	0	W	28-24	
2017 TOTALS		5-1	5	4	1	0.0	0.0	0	0	0	0	0	0	1	0	0	0	0	0	0	0	0	0	0	0	5-1		



10

10

MITCH TRUBISKY

QUARTERBACK

HEIGHT: 6-2

WEIGHT: 220

COLLEGE: North Carolina

BORN: August 20, 1994

BIRTHPLACE: Mentor, OH

HOW ACQUIRED: UFA '22

COMMUNITY

- ♦ Pledged \$10,000 to Allen Robinson's Within Reach Foundation
- ♦ Serves on the Pittsburgh Steelers Social Justice Committee

MITCH TRUBISKY'S NFL REGULAR SEASON PASSING STATISTICS

DATE	TEAM	GP	GS	ATT.	CMP.	PCT.	YDS	AVG.	TD	INT.	LG	SK	LST	RATE
2017	Bears	12	12	330	196	59.4	2,193	6.6	7	7	70	31	196	77.5
2018	Bears	14	14	434	289	66.6	3,223	7.4	24	12	70†	24	143	95.4
2019	Bears	15	15	516	326	63.2	3,138	6.1	17	10	53	38	234	83.0
2020	Bears	10	9	297	199	67.0	2,055	6.9	16	8	53	18	125	93.5
2021	Bills	6	0	8	6	75.0	43	5.4	0	1	15	0	0	47.4
2022	Steelers	7	5	180	117	65.0	1,252	7.0	4	5	45	11	68	81.1
TOTALS		64	55	1,765	1,133	64.2	11,904	6.7	68	43	70†	122	766	86.4

MITCH TRUBISKY'S NFL POSTSEASON PASSING STATISTICS

DATE	TEAM	GP	GS	ATT.	CMP.	PCT.	YDS	AVG.	TD	INT.	LG	SK	LST	RATE
2018	Bears	1	1	43	26	60.5	303	7.0	1	0	45	2	12	89.6
2020	Bears	1	1	29	19	65.5	199	6.9	1	0	28	1	8	96.8
2021	Bills	1	0	0	0	0.0	0	0.0	0	0	0	0	0	0.0
TOTALS		3	2	72	45	62.5	502	7.0	2	0	45	3	20	92.5

MITCH TRUBISKY'S NFL REGULAR SEASON RUSHING STATISTICS

DATE	TEAM	NO.	YDS.	AVG.	LG	TD
2017	Bears	41	248	6.0	46	2
2018	Bears	68	421	6.2	39	3
2019	Bears	48	193	4.0	23†	2
2020	Bears	33	195	5.9	45	1
2021	Bills	13	24	1.8	22	1
2022	Steelers	19	38	2.0	9	2
TOTALS		222	1,119	5.0	46	11

MITCH TRUBISKY'S NFL POSTSEASON RUSHING STATISTICS

DATE	TEAM	NO.	YDS.	AVG.	LG	TD
2018	Bears	3	9	3.0	6	0
2020	Bears	3	10	3.3	7	0
2021	Bills	3	-2	-0.7	0	0
TOTALS		9	17	1.9	7	0

MITCH TRUBISKY'S NFL REGULAR SEASON PASSING/RUSHING STATISTICS

				PASSING											RUSHING				
DATE	TEAM	GP	GS	ATT.	CMP.	PCT.	YDS	AVG.	TD	INT.	LG	SK	LST	RATE	NO.	YDS.	AVG.	LG	TD
2017	Bears	12	12	330	196	59.4	2,193	6.6	7	7	70	31	196	77.5	41	248	6.0	46	2
2018	Bears	14	14	434	289	66.6	3,223	7.4	24	12	70†	24	143	95.4	68	421	6.2	39	3
2019	Bears	15	15	516	326	63.2	3,138	6.1	17	10	53	38	234	83.0	48	193	4.0	23†	2
2020	Bears	10	9	297	199	67.0	2,055	6.9	16	8	53	18	125	93.5	33	195	5.9	45	1
2021	Bills	6	0	8	6	75.0	43	5.4	0	1	15	0	0	47.4	13	24	1.8	22	1
2022	Steelers	7	5	180	117	65.0	1,252	7.0	4	5	45	11	68	81.1	19	38	2.0	9	2
TOTALS		64	55	1,765	1,133	64.2	11,904	6.7	68	43	70†	122	766	86.4	222	1,119	5.0	46	11

MITCH TRUBISKY'S NFL POSTSEASON PASSING/RUSHING STATISTICS

DATE	TEAM	GP	GS	PASSING											RUSHING				
				ATT.	CMP.	PCT.	YDS	AVG.	TD	INT.	LG	SK	LST	RATE	NO.	YDS.	AVG.	LG	TD
2018	Bears	1	1	43	26	60.5	303	7.0	1	0	45	2	12	89.6	3	9	3.0	6	0
2020	Bears	1	1	29	19	65.5	199	6.9	1	0	28	1	8	96.8	3	10	3.3	7	0
2021	Bills	1	0	0	0	0.0	0	0.0	0	0	0	0	0	0.0	3	-2	-0.7	0	0
TOTALS		3	2	72	45	62.5	502	7.0	2	0	45	3	20	92.5	9	17	1.9	7	0

SINGLE-GAME HIGHS: QUARTERBACK

Pass Attempts	54 vs. New Orleans Saints, Oct 20, 2019	Passer Rating	154.6 vs. Tampa Bay Buccaneers, Sep 30, 2018
	53 at Green Bay Packers, Dec 15, 2019		148.6 vs. Detroit Lions, Nov 11, 2018
Pass Completions	34 vs. New Orleans Saints, Oct 20, 2019	Rush Attempts	10 vs. Dallas Cowboys, Dec 05, 2019
	33 vs. Green Bay Packers, Jan 03, 2021		10 vs. Minnesota Vikings, Nov 18, 2018
Yards Passing	355 vs. Detroit Lions, Nov 11, 2018	Rushing Yards	81 vs. New England Patriots, Oct 21, 2018
	354 vs. Tampa Bay Buccaneers, Sep 30, 2018		63 vs. Dallas Cowboys, Dec 05, 2019
TD Passes	6 vs. Tampa Bay Buccaneers, Sep 30, 2018	Rushing Average	6.3 vs. Dallas Cowboys, Dec 05, 2019
	3 vs. Houston Texans, Dec 13, 2020		6.3 vs. Cleveland Browns, Dec 24, 2017
	...8 more at 3.	Longest Runs	46 at New Orleans Saints, Oct 29, 2017
Long Passes	70t vs. New York Jets, Oct 28, 2018		45 at Atlanta Falcons, Sep 27, 2020
	70 vs. Carolina Panthers, Oct 22, 2017	Rushing TDs	1 at Carolina Panthers, Dec 18, 2022
Completion Percentage	86.2 at San Francisco 49ers, Dec 23, 2018		1 at Cleveland Browns, Sep 22, 2022
	80.6 at Washington Redskins, Sep 23, 2019		...9 more at 1.

SINGLE-GAME HIGHS - POSTSEASON: QUARTERBACK

Pass Attempts	43 vs. Philadelphia Eagles, Jan 06, 2019	Completion Percentage	65.5 at New Orleans Saints, Jan 10, 2021
	29 at New Orleans Saints, Jan 10, 2021		60.5 vs. Philadelphia Eagles, Jan 06, 2019
Pass Completions	26 vs. Philadelphia Eagles, Jan 06, 2019	Passer Rating	96.8 at New Orleans Saints, Jan 10, 2021
	19 at New Orleans Saints, Jan 10, 2021		89.6 vs. Philadelphia Eagles, Jan 06, 2019
Yards Passing	303 vs. Philadelphia Eagles, Jan 06, 2019	Rush Attempts	3 vs. New England Patriots, Jan 15, 2022
	199 at New Orleans Saints, Jan 10, 2021		3 at New Orleans Saints, Jan 10, 2021
TD Passes	1 at New Orleans Saints, Jan 10, 2021		3 vs. Philadelphia Eagles, Jan 06, 2019
	1 vs. Philadelphia Eagles, Jan 06, 2019	Rushing Yards	10 at New Orleans Saints, Jan 10, 2021
Long Passes	45 vs. Philadelphia Eagles, Jan 06, 2019		9 vs. Philadelphia Eagles, Jan 06, 2019
	34 vs. Philadelphia Eagles, Jan 06, 2019	Longest Runs	7 at New Orleans Saints, Jan 10, 2021
	31 vs. Philadelphia Eagles, Jan 06, 2019		6 vs. Philadelphia Eagles, Jan 06, 2019
	28 at New Orleans Saints, Jan 10, 2021		4 vs. Philadelphia Eagles, Jan 06, 2019
	27 vs. Philadelphia Eagles, Jan 06, 2019		2 at New Orleans Saints, Jan 10, 2021
			1 at New Orleans Saints, Jan 10, 2021

300-YARD PASSING GAMES (7): REGULAR SEASON

DATE	TEAM	NO.	YDS.	AVG.	LG	TD
12/16/17	at Lions	31	314	10.1	22	1
09/30/18	BUCCANEERS	19	354	18.6	47	6
10/14/18	at Dolphins	22	316	14.4	54	3
10/21/18	PATRIOTS	26	333	12.8	54	2
11/11/18	LIONS	23	355	15.4	55	3
11/28/19	at Lions	29	338	11.7	35	3
12/15/19	at Packers	29	334	11.5	34	1

300-YARD PASSING GAMES (1): POSTSEASON

DATE	TEAM	NO.	YDS.	AVG.	LG	TD
01/06/19	EAGLES	26	303	11.7	45	1

2022 GAME-BY-GAME REGULAR-SEASON STATISTICS (STEELERS)

DATE	OPPONENT	P/S	PASSING											RUSHING				W/L	SCORE	
			ATT	CMP	YDS	PCT	Y/A	Y/C	TD	INT	LG	SK/YD	RATE	ATT	YDS	LG	TD			
09/11	at Bengals	S	38	21	194	55.3	5.1	9.2	1	0	32	1/2	78.2	3	9	6	0	W	23-20+	
09/18	Patriots	S	33	21	168	63.6	5.1	8.0	1	1	23	3/16	73.8	1	7	7	0	L	14-17	
09/22	at Browns	S	32	20	207	62.5	6.5	10.4	0	0	36	1/3	81.1	2	7	6	1	L	17-29	
10/02	Jets	S	13	7	84	53.8	6.5	12.0	0	1	26	3/26	41.8	1	1	1	0	L	20-24	
10/09	at Bills		DID NOT PLAY (NON-INJURY)															L	3-38	
10/16	Buccaneers	P	12	9	144	75.0	12.0	16.0	1	0	45	1/6	142.4	6	5	9	0	W	20-18	
10/23	at Dolphins		DID NOT PLAY (NON-INJURY)															L	10-16	
10/30	at Eagles		DID NOT PLAY (NON-INJURY)															L	13-35	
11/13	Saints		DID NOT PLAY (NON-INJURY)															W	20-10	
11/20	Bengals		DID NOT PLAY (NON-INJURY)															L	30-37	
11/28	at Colts		DID NOT PLAY (NON-INJURY)															W	24-17	
12/04	at Falcons		DID NOT PLAY (NON-INJURY)															W	19-16	
12/11	Ravens	P	30	22	276	73.3	9.2	12.5	1	3	42	1/5	73.1	0	0	0	0	L	14-16	
12/18	at Panthers	S	22	17	179	77.3	8.1	10.5	0	0	38	1/10	100.4	6	9	4	1	W	24-16	
12/24	Raiders		DID NOT PLAY (NON-INJURY)															W	13-10	
01/01	at Ravens		DID NOT PLAY (NON-INJURY)															W	16-13	
01/08	Browns		DID NOT PLAY (NON-INJURY)															W	28-14	
2022 TOTALS			7-5	180	117	1,252	65.0	7.0	10.7	4	5	45	11/68	81.1	19	38	9	2	9-8	

+ - Overtime

2021 GAME-BY-GAME REGULAR-SEASON STATISTICS (BILLS)

DATE	OPPONENT	P/S	PASSING											RUSHING				W/L	SCORE
			ATT	CMP	YDS	PCT	Y/A	Y/C	TD	INT	LG	SK/YD	RATE	ATT	YDS	LG	TD		
09/12	Steelers								DID NOT PLAY (NON-INJURY)							L	16-23		
09/19	at Dolphins	P	0	0	0	0.0	0.0	0	0	0	0/0	0.0	2	-2	-1	0	W	35-0	
09/26	Football Team	P	1	1	1	100.0	1.0	1.0	0	0	1	0/0	79.2	4	19	22	0	W	43-21
10/03	Texans	P	1	1	8	100.0	8.0	8.0	0	0	8	0/0	100.0	4	10	8	1	W	40-0
10/10	at Chiefs								DID NOT PLAY (NON-INJURY)							W	38-20		
10/18	at Titans								DID NOT PLAY (NON-INJURY)							L	31-34		
10/31	Dolphins								DID NOT PLAY (NON-INJURY)							W	26-11		
11/07	at Jaguars								DID NOT PLAY							L	6-9		
11/14	at Jets								DID NOT PLAY							W	45-17		
11/21	Colts	P	5	3	19	60.0	3.8	6.3	0	1	8	0/0	28.3	0	0	0	0	L	15-41
11/25	at Saints	P	0	0	0	0.0	0.0	0.0	0	0	0	0/0	0.0	0	0	0	0	W	31-6
12/06	Patriots								DID NOT PLAY (NON-INJURY)							L	10-14		
12/12	at Buccaneers								DID NOT PLAY (NON-INJURY)							L	27-33+		
12/19	Panthers								DID NOT PLAY (NON-INJURY)							W	31-14		
12/26	at Patriots								DID NOT PLAY (NON-INJURY)							W	33-21		
01/02	Falcons								DID NOT PLAY (NON-INJURY)							W	29-15		
01/09	Jets	P	1	1	15	100.0	15.0	15.0	0	0	15	0/0	118.8	3	-3	-1	0	W	27-10
2021 TOTALS		6-0	8	6	43	75.0	5.4	7.2	0	1	15	0/0	47.4	13	24	22	1	11-6	
+ Overtime																			

2020 GAME-BY-GAME REGULAR-SEASON STATISTICS (BEARS)

DATE	OPPONENT	P/S	PASSING										RUSHING				W/L	SCORE	
			ATT	CMP	YDS	PCT	Y/A	Y/C	TD	INT	LG	SK/YD	RATE	ATT	YDS	LG			TD
09/13	at Lions	S	36	20	242	55.6	6.7	12.1	3	0	271	1/28	104.2	3	26	20	0	W	27-23
09/20	Giants	S	28	18	190	64.3	6.8	10.6	2	2	281	4/21	78.0	4	16	12	0	W	17-13
09/27	at Falcons	S	22	13	128	59.1	5.8	9.8	1	1	19	2/9	71.8	1	45	45	0	W	30-26
10/04	Colts								DID NOT PLAY (NON-INJURY)									L	11-19
10/08	Buccaneers								DID NOT PLAY (NON-INJURY)									W	20-19
10/18	at Panthers								DID NOT PLAY (NON-INJURY)									W	23-16
10/26	at Rams								DID NOT PLAY (NON-INJURY)									L	10-24
11/01	Saints	P	0	0	0	0.0	0.0	0.0	0	0	0	0/0	0.0	1	3	3	0	L	23-26+
11/08	at Titans								ON INACTIVE LIST									L	17-24
11/16	Vikings								ON INACTIVE LIST									L	13-19
11/29	at Packers	S	46	26	242	56.5	5.3	9.3	3	2	20	3/13	74.7	3	10	11	0	L	25-41
12/06	Lions	S	34	26	267	76.5	7.9	10.3	1	0	21	2/18	108.3	3	6	3	0	L	30-34
12/13	Texans	S	33	24	267	72.7	8.1	11.1	3	0	35	3/26	126.7	4	23	9	0	W	36-7
12/20	at Vikings	S	21	15	202	71.4	9.6	13.5	1	1	35	1/4	97.7	8	34	8	0	W	33-27
12/27	at Jaguars	S	35	24	265	68.6	7.6	11.0	2	1	30	1/2	97.9	2	10	6t	1	W	41-17
01/03	Packers	S	42	33	252	78.6	6.0	7.6	0	1	53	1/4	81.7	4	22	13	0	L	16-35
2020 TOTALS		10-9	297	199	2,055	67.0	6.9	10.3	16	8	53	18/125	93.5	33	195	45	1	8-8	
+ Overtime																			

2019 GAME-BY-GAME REGULAR-SEASON STATISTICS (BEARS)


DATE	OPPONENT	P/S	PASSING										RUSHING				W/L	SCORE		
			ATT	CMP	YDS	PCT	Y/A	Y/C	TD	INT	LG	SK/YD	RATE	ATT	YDS	LG			TD	
09/05	Packers	S	45	26	228	57.8	5.1	8.8	0	1	27	5/20	62.1	3	11	7	0	L	3-10	
09/15	at Broncos	S	27	16	120	59.3	4.4	7.5	0	0	25	0/0	70.0	1	8	8	0	W	16-14	
09/23	at Redskins	S	31	25	231	80.6	7.5	9.2	3	1	36t	3/23	116.5	1	2	2	0	W	31-15	
09/29	Vikings	S	3	2	9	66.7	3.0	4.5	0	0	6	0/0	70.1	0	0	0	0	W	16-6	
10/06	at Raiders								INACTIVE										L	21-24
10/20	Saints	S	54	34	251	63.0	4.6	7.4	2	0	28	2/16	86.3	0	0	0	0	L	25-36	
10/27	Chargers	S	35	23	253	65.7	7.2	11.0	0	1	35	4/27	75.1	4	10	11	0	L	16-17	
11/03	at Eagles	S	21	10	125	47.6	6.0	12.5	0	0	53	3/23	66.6	2	15	8	0	L	14-22	
11/10	Lions	S	23	16	173	69.6	7.5	10.8	3	0	33	5/28	131.0	3	8	3	0	W	20-13	
11/17	at Rams	S	43	24	190	55.8	4.4	7.9	1	1	19	1/2	65.1	1	4	4	0	L	7-17	
11/24	Giants	S	41	25	278	61.0	6.8	11.1	1	2	49	2/8	69.0	7	18	12	1	W	19-14	
11/28	at Lions	S	38	29	338	76.3	8.9	11.7	3	1	35	1/7	118.1	4	4	2	0	W	24-20	
12/05	Cowboys	S	31	23	244	74.2	7.9	10.6	3	1	33	2/13	115.5	10	63	23t	1	W	31-24	
12/15	at Packers	S	53	29	334	54.7	6.3	11.5	1	2	34	3/15	64.5	4	29	9	0	L	13-21	
12/22	Chiefs	S	34	18	157	52.9	4.6	8.7	0	0	20	3/24	65.4	6	20	8	0	L	3-26	
12/29	at Vikings	S	37	26	207	70.3	5.6	8.0	0	0	32	4/28	84.0	2	1	1	0	W	21-19	
2019 TOTALS		15-15	516	326	3,138	63.2	6.1	9.6	17	10	53	38/234	83.0	48	193	23T	2	8-8		

2018 GAME-BY-GAME REGULAR-SEASON STATISTICS (BEARS)

DATE	OPPONENT	P/S	PASSING										RUSHING				W/L	SCORE		
			ATT	CMP	YDS	PCT	Y/A	Y/C	TD	INT	LG	SK/YD	RATE	ATT	YDS	LG			TD	
09/09	at Packers	S	35	23	171	65.7	4.9	7.4	0	0	33	4/16	77.2	7	32	9	1	L	23-24	
09/17	Seahawks	S	34	25	200	73.5	5.9	8.0	2	2	18	2/15	83.0	5	24	17	0	W	24-17	
09/23	at Cardinals	S	35	24	220	68.6	6.3	9.2	0	1	39	3/26	73.5	2	8	7	0	W	16-14	
09/30	Buccaneers	S	26	19	354	73.1	13.6	18.6	6	0	47	1/10	154.6	3	53	26	0	W	48-10	
10/14	at Dolphins	S	31	22	316	71.0	10.2	14.4	3	1	54	2/13	122.5	8	47	28	0	L	28-31+	
10/21	Patriots	S	50	26	333	52.0	6.7	12.8	2	2	54	2/14	69.8	6	81	39	1	L	31-38	
10/28	Jets	S	29	16	220	55.2	7.6	13.8	2	0	70t	2/4	102.7	6	51	13	0	W	24-10	
11/04	at Bills	S	20	12	135	60.0	6.8	11.3	1	1	26	1/9	76.0	1	6	6	0	W	41-9	
11/11	Lions	S	30	23	355	76.7	11.8	15.4	3	0	55	1/7	148.6	3	18	8	1	W	34-22	
11/18	Vikings	S	31	20	165	64.5	5.3	8.3	1	2	18t	1/5	61.9	10	43	13	0	W	25-20	
11/22	at Lions								INACTIVE										W	23-16
12/02	at Giants								INACTIVE										L	27-30+
12/09	Rams	S	30	16	110	53.3	3.7	6.9	1	3	17	1/10	33.3	6	23	13	0	W	15-6	
12/16	Packers	S	28	20	235	71.4	8.4	11.8	2	0	30	1/3	120.4	3	16	14	0	W	24-17	
12/23	at 49ers	S	29	25	246	86.2	8.5	9.8	1	0	43	3/11	113.5	5	3	3	0	W	14-9	
12/30	at Vikings	S	26	18	163	69.2	6.3	9.1	0	0	40	0/0	85.9	3	16	12	0	W	24-10	
2018 Totals		14-14	434	289	3,223	66.6	7.4	11.2	24	12	70T	24/143	95.4	68	421	39	3	12-4		
+ - Overtime																				

2017 GAME-BY-GAME REGULAR-SEASON STATISTICS (BEARS)

DATE	OPPONENT	P/S	PASSING											RUSHING				W/L	SCORE
			ATT	CMP	YDS	PCT	Y/A	Y/C	TD	INT	LG	SK/YD	RATE	ATT	YDS	LG	TD		
09/10	Falcons																	L	17-23
09/17	at Buccaneers																	L	7-29
09/24	Steelers																	W	23-17+
09/28	at Packers																	L	14-35
10/09	Vikings	S	25	12	128	48.0	5.1	10.7	1	1	20t	1/7	60.1	3	22	13	0	L	17-20
10/15	at Ravens	S	16	8	113	50.0	7.1	14.1	1	0	27t	4/23	94.0	4	32	19	0	W	27-24+
10/22	Panthers	S	7	4	107	57.1	15.3	26.8	0	0	70	4/22	101.8	5	3	7	0	W	17-3
10/29	at Saints	S	32	14	164	43.8	5.1	11.7	0	1	45	2/14	46.9	3	53	46	0	L	12-20
11/12	Packers	S	35	21	297	60.0	8.5	14.1	1	0	46t	5/29	97.0	0	0	0	0	L	16-23
11/19	Lions	S	30	18	179	60.0	6.0	9.9	1	0	22	1/3	88.1	6	53	19	0	L	24-27
11/26	at Eagles	S	33	17	147	51.5	4.5	8.6	0	2	19	2/13	38.3	4	12	11	0	L	3-31
12/03	49ers	S	15	12	102	80.0	6.8	8.5	1	0	21	2/17	117.2	4	19	9	0	L	14-15
12/10	at Bengals	S	32	25	271	78.1	8.5	10.8	1	0	36	2/21	112.4	2	5	4t	1	W	33-7
12/16	at Lions	S	46	31	314	67.4	6.8	10.1	1	3	22	2/8	66.8	2	3	5	0	L	10-20
12/24	Browns	S	23	14	193	60.9	8.4	13.8	0	0	40	5/32	87.8	7	44	14	1	W	20-3
12/31	at Vikings	S	36	20	178	55.6	4.9	8.9	0	0	30	1/7	69.0	1	2	2	0	L	10-23
2017 TOTALS		12-12	330	196	2,193	59.4	6.6	11.2	7	7	70	31/196	77.5	41	248	46	2	5-11	
+ - Overtime																			




29

LEVI WALLACE

CORNERBACK

HEIGHT: 6-0
WEIGHT: 179
COLLEGE: Alabama
BORN: June 12, 1995

BIRTHPLACE: Tucson, AZ
HOW ACQUIRED: UFA '22
NFL EXPERIENCE: 5th year



COMMUNITY

- ✦ Hosts a golf tournament to raise funds for his foundation
- ✦ Volunteered at Buffalo City Mission, a shelter that provides shelter, hot meals, counseling and recuperative care to the homeless by serving meals.
- ✦ Reads to children at daycares and centers
- ✦ Levi Wallace Foundation: Helping to bridge the gap in marginalized communities by providing the youth with impactful opportunities, resources, and programs that will not only maximize their potential, but directly highlight their growth.

LEVI WALLACE'S NFL REGULAR SEASON DEFENSIVE STATISTICS

DATE	TEAM	GP	GS	TK	S	A	TACKLES				QBH	INTERCEPTIONS				O. FUMB				ST				MISC.	
							TFL	YDS	SK	YDS		NO	YDS	LG	TD	PD	FF	FR	TD	YDS	TK	S	A	FF	FR
2018	Bills	7	7	37	24	13	1	1	0.0	0.0	1	0	0	0	3	0	0	0	0	0	0	0	0	0	
2019	Bills	16	16	76	66	10	4	4	0.0	0.0	0	2	2	0	9	0	0	0	0	0	0	0	0	0	
2020	Bills	12	12	48	34	14	1	2	0.0	0.0	1	2	0	0	8	0	0	0	0	0	0	0	0	0	
2021	Bills	17	17	58	47	11	1	4	0.0	0.0	0	2	29	15	0	10	0	1	0	0	0	0	0	0	
2022	Steelers	15	9	48	33	15	0	0	0.0	0.0	0	4	6	3	0	13	0	0	0	0	0	0	0	0	
NFL TOTALS		67	61	267	204	63	7	11	0.0	0.0	2	10	37	15	0	43	0	1	0	0	0	0	0	0	

LEVI WALLACE'S NFL POSTSEASON DEFENSIVE STATISTICS

		TACKLES										INTERCEPTIONS					O. FUMB					ST				MISC.	
DATE	TEAM	GP	GS	TK	S	A	TFL	YDS	SK	YDS	QBH	NO	YDS	LG	TD	PD	FF	FR	TD	YDS	TK	S	A	FF	FR	S	A
2019	Bills	0	0	0	0	0	0	0	0.0	0.0	0	0	0	0	0	0	0	0	0	0	0	0	0	0	0	0	0
2020	Bills	3	3	12	8	4	2	11	1.0	11.0	1	0	0	0	0	0	1	0	0	0	0	0	0	0	0	0	0
2021	Bills	2	2	11	8	3	1	2	0.0	0.0	0	1	0	0	0	1	0	0	0	0	0	0	0	0	0	0	0
NFL TOTALS		5	5	23	16	7	3	13	1.0	11.0	1	1	0	0	0	1	1	0	0	0	0	0	0	0	0	0	0

SINGLE-GAME HIGHS: DEFENSIVE

Total Tackles	10 at San Francisco 49ers, Dec 07, 2020 10 at Miami Dolphins, Sep 20, 2020	Tackles For Loss	1 at Jacksonville Jaguars, Nov 07, 2021 1 vs. New York Jets, Sep 13, 2020 ...5 more at 1.
Solo Tackles	8 at New York Giants, Sep 15, 2019 7 at San Francisco 49ers, Dec 07, 2020 ...3 more at 7.	Interceptions	1 vs. Cleveland Browns, Jan 08, 2023 1 vs. Cincinnati Bengals, Nov 20, 2022 ...8 more at 1.
Passes Defensed	3 vs. New Orleans Saints, Nov 13, 2022 3 vs. Pittsburgh Steelers, Dec 13, 2020	Interception Return Yards	15 at New York Jets, Nov 14, 2021 14 at Miami Dolphins, Sep 19, 2021
Fumble Recoveries	1 at Jacksonville Jaguars, Nov 07, 2021		

SINGLE-GAME HIGHS - POSTSEASON: DEFENSIVE

Total Tackles	6 at Kansas City Chiefs, Jan 23, 2022 6 vs. Baltimore Ravens, Jan 16, 2021 5 vs. New England Patriots, Jan 15, 2022 3 at Kansas City Chiefs, Jan 24, 2021 3 vs. Indianapolis Colts, Jan 09, 2021	Forced Fumbles	1 vs. Indianapolis Colts, Jan 09, 2021
Solo Tackles	4 at Kansas City Chiefs, Jan 23, 2022 4 vs. New England Patriots, Jan 15, 2022 3 vs. Baltimore Ravens, Jan 16, 2021 3 vs. Indianapolis Colts, Jan 09, 2021 2 at Kansas City Chiefs, Jan 24, 2021	Tackles For Loss	1 at Kansas City Chiefs, Jan 23, 2022 1 vs. Baltimore Ravens, Jan 16, 2021 1 vs. Indianapolis Colts, Jan 09, 2021 1 vs. New England Patriots, Jan 15, 2022
Sacks	1.0 vs. Baltimore Ravens, Jan 16, 2021	Interceptions	
Passes Defensed	1 vs. New England Patriots, Jan 15, 2022		

2022 GAME-BY-GAME REGULAR-SEASON STATISTICS (STEELERS)

DATE	OPPONENT	P/S	TACKLES							INTERCEPTIONS					O. FUMB			ST				MISC		W/L	SCORE			
			TK	S	A	SK	YDS	TFL	YDS	QBH	NO	YDS	LG	TD	PD	FF	FR	TD	YDS	TK	S	A	FF			FR	S	A
09/11	at Bengals	P	3	2	1	0.0	0.0	0	0	0	0	0	0	1	0	0	0	0	0	0	0	0	0	0	0	W	23-20+	
09/18	Patriots	P	1	1	0	0.0	0.0	0	0	0	0	0	0	0	0	0	0	0	0	0	0	0	0	0	0	L	14-17	
09/22	at Browns	P	3	2	1	0.0	0.0	0	0	0	0	0	0	1	0	0	0	0	0	0	0	0	0	0	0	L	17-29	
10/02	Jets	S	3	1	2	0.0	0.0	0	0	0	0	0	0	0	0	0	0	0	0	0	0	0	0	0	0	L	20-24	
10/09	at Bills	S	3	2	1	0.0	0.0	0	0	0	1	0	0	2	0	0	0	0	0	0	0	0	0	0	0	L	3-38	
10/16	Buccaneers										ON INACTIVE LIST																W	20-18
10/23	at Dolphins	S	3	2	1	0.0	0.0	0	0	0	0	0	0	0	0	0	0	0	0	0	0	0	0	0	0	L	10-16	
10/30	at Eagles										ON INACTIVE LIST																L	13-35
11/13	Saints	S	5	5	0	0.0	0.0	0	0	0	1	0	0	3	0	0	0	0	0	0	0	0	0	0	0	W	20-10	
11/20	Bengals	S	4	3	1	0.0	0.0	0	0	0	1	3	3	0	2	0	0	0	0	0	0	0	0	0	0	L	30-37	
11/28	at Colts	S	5	3	2	0.0	0.0	0	0	0	0	0	0	2	0	0	0	0	0	0	0	0	0	0	0	W	24-17	
12/04	at Falcons	P	6	3	3	0.0	0.0	0	0	0	0	0	0	0	0	0	0	0	0	0	0	0	0	0	0	W	19-16	
12/11	Ravens	P	3	3	0	0.0	0.0	0	0	0	0	0	0	0	0	0	0	0	0	0	0	0	0	0	0	L	14-16	
12/18	at Panthers	S	2	2	0	0.0	0.0	0	0	0	0	0	0	0	0	0	0	0	0	0	0	0	0	0	0	W	24-16	
12/24	Raiders	S	3	2	1	0.0	0.0	0	0	0	0	0	0	1	0	0	0	0	0	0	0	0	0	0	0	W	13-10	
01/01	at Ravens	P	3	2	1	0.0	0.0	0	0	0	0	0	0	0	0	0	0	0	0	0	0	0	0	0	0	W	16-13	
01/08	Browns	S	1	0	1	0.0	0.0	0	0	0	1	3	3	0	1	0	0	0	0	0	0	0	0	0	0	W	28-14	
2022 TOTALS		15-9	48	33	15	0.0	0.0	0	0	0	4	6	3	0	13	0	0	0	0	0	0	0	0	0	0	9-8		
+ Overtime																												

2021 GAME-BY-GAME REGULAR-SEASON STATISTICS (BILLS)

DATE	OPPONENT	P/S	TACKLES							INTERCEPTIONS				O. FUMB			ST				MISC		W/L	SCORE				
			TK	S	A	SK	YDS	TFL	YDS	QBH	NO	YDS	LG	TD	PD	FF	FR	TD	YDS	TK	S	A			FF	FR	S	A
09/12	Steelers	S	4	4	0	0.0	0.0	0	0	0	0	0	0	1	0	0	0	0	0	0	0	0	0	0	0	L	16-23	
09/19	at Dolphins	S	2	2	0	0.0	0.0	0	0	0	1	14	14	0	2	0	0	0	0	0	0	0	0	0	0	W	35-0	
09/26	Football Team	S	2	2	0	0.0	0.0	0	0	0	0	0	0	0	0	0	0	0	0	0	0	0	0	0	0	W	43-21	
10/03	Texans	S	2	2	0	0.0	0.0	0	0	0	0	0	0	0	1	0	0	0	0	0	0	0	0	0	0	W	40-0	
10/10	at Chiefs	S	6	5	1	0.0	0.0	0	0	0	0	0	0	0	0	0	0	0	0	0	0	0	0	0	0	W	38-20	
10/18	at Titans	S	3	3	0	0.0	0.0	0	0	0	0	0	0	1	0	0	0	0	0	0	0	0	0	0	0	L	31-34	
10/31	Dolphins	S	5	5	0	0.0	0.0	0	0	0	0	0	0	1	0	0	0	0	0	0	0	0	0	0	0	W	26-11	
11/07	at Jaguars	S	7	6	1	0.0	0.0	1	4	0	0	0	0	1	1	1	0	0	0	0	0	0	0	0	0	L	6-9	
11/14	at Jets	S	2	2	0	0.0	0.0	0	0	0	1	15	15	0	1	0	0	0	0	0	0	0	0	0	0	W	45-17	
11/21	Colts	S	4	3	1	0.0	0.0	0	0	0	0	0	0	0	0	0	0	0	0	0	0	0	0	0	0	L	15-41	
11/25	at Saints	S	3	1	2	0.0	0.0	0	0	0	0	0	0	0	0	0	0	0	0	0	0	0	0	0	0	W	31-6	
12/06	Patriots	S	3	1	2	0.0	0.0	0	0	0	0	0	0	0	0	0	0	0	0	0	0	0	0	0	0	L	10-14	
12/12	at Buccaneers	S	2	1	1	0.0	0.0	0	0	0	0	0	0	0	0	0	0	0	0	0	0	0	0	0	0	L	27-33+	
12/19	Panthers	S	4	4	0	0.0	0.0	0	0	0	0	0	0	1	0	0	0	0	0	0	0	0	0	0	0	W	31-14	
12/26	at Patriots	S	1	1	0	0.0	0.0	0	0	0	0	0	0	0	0	0	0	0	0	0	0	0	0	0	0	W	33-21	
01/02	Falcons	S	5	3	2	0.0	0.0	0	0	0	0	0	0	0	1	0	0	0	0	0	0	0	0	0	0	W	29-15	
01/09	Jets	S	3	2	1	0.0	0.0	0	0	0	0	0	0	0	0	0	0	0	0	0	0	0	0	0	0	W	27-10	
2021 TOTALS		17-17	58	47	11	0.0	0.0	1	4	0	2	29	15	0	10	0	1	0	0	0	0	0	0	0	0	11-6		
+ Overtime																												

2020 GAME-BY-GAME REGULAR-SEASON STATISTICS (BILLS)

DATE	OPPONENT	P/S	TACKLES							INTERCEPTIONS				O. FUMB			ST				MISC		W/L	SCORE			
			TK	S	A	SK	YDS	TFL	YDS	QBH	NO	YDS	LG	TD	PD	FF	FR	TD	YDS	TK	S	A			FF	FR	S
09/13	Jets	S	2	2	0	0.0	0.0	1	2	0	0	0	0	0	0	0	0	0	0	0	0	0	0	0	0	W	27-17
09/20	at Dolphins	S	10	7	3	0.0	0.0	0	0	0	0	0	0	1	0	0	0	0	0	0	0	0	0	0	0	W	31-28
09/27	Rams	S	9	6	3	0.0	0.0	0	0	0	1	0	0	0	1	0	0	0	0	0	0	0	0	0	0	W	35-32
10/04	at Raiders	S	1	0	1	0.0	0.0	0	0	0	0	0	0	0	0	0	0	0	0	0	0	0	0	0	0	W	30-23
10/13	at Titans		DID NOT PLAY																L	16-42							
10/19	Chiefs		DID NOT PLAY																L	17-26							
10/25	at Jets		DID NOT PLAY																W	18-10							
11/01	Patriots	S	2	2	0	0.0	0.0	0	0	0	0	0	0	0	0	0	0	0	0	0	0	0	0	0	0	W	24-21
11/08	Seahawks	S	0	0	0	0.0	0.0	0	0	0	0	0	0	1	0	0	0	0	0	0	0	0	0	0	0	W	44-34
11/15	at Cardinals		DID NOT PLAY																L	30-32							
11/29	Chargers	S	7	3	4	0.0	0.0	0	0	0	0	0	0	0	0	0	0	0	0	0	0	0	0	0	0	W	27-17
12/07	at 49ers	S	10	7	3	0.0	0.0	0	0	1	0	0	0	0	0	0	0	0	0	0	0	0	0	0	0	W	34-24
12/13	Steelers	S	1	1	0	0.0	0.0	0	0	0	1	0	0	0	3	0	0	0	0	0	0	0	0	0	0	W	26-15
12/19	at Broncos	S	2	2	0	0.0	0.0	0	0	0	0	0	0	0	1	0	0	0	0	0	0	0	0	0	0	W	48-19
12/28	at Patriots	S	1	1	0	0.0	0.0	0	0	0	0	0	0	0	1	0	0	0	0	0	0	0	0	0	0	W	38-9
01/03	Dolphins	S	3	3	0	0.0	0.0	0	0	0	0	0	0	0	0	0	0	0	0	0	0	0	0	0	0	W	56-26
2020 TOTALS		12-12	48	34	14	0.0	0.0	1	2	1	2	0	0	0	8	0	0	0	0	0	0	0	0	0	0	13-3	

2018 GAME-BY-GAME REGULAR-SEASON STATISTICS (BILLS)

DATE	OPPONENT	P/S	TACKLES							INTERCEPTIONS					O. FUMB				ST				MISC		W/L	SCORE					
			TK	S	A	SK	YDS	TFL	YDS	QBH	NO	YDS	LG	TD	PD	FF	FR	TD	YDS	TK	S	A	FF	FR			S	A			
09/09	at Ravens									PRACTICE SQUAD																				L	3-47
09/16	Chargers									PRACTICE SQUAD																				L	20-31
09/23	at Vikings									PRACTICE SQUAD																				W	27-6
09/30	at Packers									PRACTICE SQUAD																				L	0-22
10/07	Titans									PRACTICE SQUAD																				W	13-12
10/14	at Texans									PRACTICE SQUAD																				L	13-20
10/21	at Colts									PRACTICE SQUAD																				L	5-37
10/29	Patriots									PRACTICE SQUAD																				L	6-25
11/04	Bears									PRACTICE SQUAD																				L	9-41
11/11	at Jets	S	1	0	1	0.0	0.0	0	0	0	0	0	0	1	0	0	0	0	0	0	0	0	0	0	0	0	W	41-10			
11/25	Jaguars	S	5	4	1	0.0	0.0	0	0	0	0	0	0	0	0	0	0	0	0	0	0	0	0	0	0	0	W	24-21			
12/02	at Dolphins	S	4	2	2	0.0	0.0	0	0	0	0	0	0	0	0	0	0	0	0	0	0	0	0	0	0	0	L	17-21			
12/09	Jets	S	6	5	1	0.0	0.0	0	0	0	0	0	0	0	1	0	0	0	0	0	0	0	0	0	0	0	L	23-27			
12/16	Lions	S	6	3	3	0.0	0.0	1	1	0	0	0	0	0	0	0	0	0	0	0	0	0	0	0	0	0	W	14-13			
12/23	at Patriots	S	8	4	4	0.0	0.0	0	0	0	0	0	0	0	0	0	0	0	0	0	0	0	0	0	0	0	L	12-24			
12/30	Dolphins	S	7	6	1	0.0	0.0	0	0	1	0	0	0	0	1	0	0	0	0	0	0	0	0	0	0	0	W	42-17			
2018 TOTALS			7-7	37	24	13	0.0	0.0	1	1	1	0	0	0	0	3	0	0	0	0	0	0	0	0	0	0	6-10				



30

JAYLEN WARREN

RUNNING BACK

HEIGHT: 5-8
WEIGHT: 215
COLLEGE: Oklahoma State
BORN: November 1, 1998

BIRTHPLACE: Cottonwoods Heights, UT
HOW ACQUIRED: UDFA 22
NFL EXPERIENCE: R



JAYLEN WARREN'S NFL REGULAR SEASON RUSHING/RECEIVING STATISTICS

RUSHING										RECEIVING				
DATE	TEAM	GP	GS	NO.	YDS.	AVG.	LG	TD		NO.	YDS.	AVG.	LG	TD
2022	Steelers	16	0	77	379	4.9	31	1		28	214	7.6	26	0
NFL TOTALS		16	0	77	379	4.9	31	1		28	214	7.6	26	0

JAYLEN WARREN'S NFL REGULAR SEASON RETURN STATISTICS

KICKOFF RETURNS										PUNT RETURNS				
DATE	TEAM	RET.	YDS.	AVG.	LG	TD		NO.	FC	YDS.	AVG.	LG	TD	
2022	Steelers	0	0	0.0	0	0		0	0	0	0.0	0	0	
NFL TOTALS		0	0	0.0	0	0		0	0	0	0.0	0	0	


SINGLE-GAME HIGHS: RUSHING/RECEIVING

Rush Attempts	12 at Baltimore Ravens, Jan 01, 2023 11 at Carolina Panthers, Dec 18, 2022	Receiving Yards	40 vs. New Orleans Saints, Nov 13, 2022 39 at Buffalo Bills, Oct 09, 2022
Rushing Yards	76 at Baltimore Ravens, Jan 01, 2023 50 at Philadelphia Eagles, Oct 30, 2022	Receiving Average	13.3 vs. New Orleans Saints, Nov 13, 2022 9.8 at Buffalo Bills, Oct 09, 2022
Rushing Average	6.3 at Baltimore Ravens, Jan 01, 2023 4.1 vs. New Orleans Saints, Nov 13, 2022	Longest Receptions	26 vs. New Orleans Saints, Nov 13, 2022 15 at Philadelphia Eagles, Oct 30, 2022
Longest Runs	31 at Baltimore Ravens, Jan 01, 2023 22 vs. Cleveland Browns, Jan 08, 2023	All-Purpose Yards	98 at Baltimore Ravens, Jan 01, 2023 77 vs. New Orleans Saints, Nov 13, 2022
Rushing TDs	1 at Carolina Panthers, Dec 18, 2022	Special Teams Tackles	1 vs. Cleveland Browns, Jan 08, 2023 1 vs. Tampa Bay Buccaneers, Oct 16, 2022
Receptions	4 at Buffalo Bills, Oct 09, 2022 3 vs. Cleveland Browns, Jan 08, 2023 ...3 more at 3.	Most TDs	...1 more at 1. 1 at Carolina Panthers, Dec 18, 2022

2022 GAME-BY-GAME REGULAR-SEASON STATISTICS (STEELERS)

			RUSHING					RECEIVING						
DATE	OPPONENT	P/S	NO.	YDS.	AVG.	LG	TD	NO.	YDS.	AVG.	LG	TD	W/L	SCORE
09/11	at Bengals	P	3	7	2.3	3	0	0	0	0.0	0	0	W	23-20+
09/18	Patriots	P	4	15	3.8	6	0	1	0	0.0	0	0	L	14-17
09/22	at Browns	P	4	30	7.5	10	0	1	3	3.0	3	0	L	17-29
10/02	Jets	P	3	18	6.0	14	0	1	4	4.0	4	0	L	20-24
10/09	at Bills	P	5	24	4.8	12	0	4	39	9.8	13	0	L	3-38
10/16	Buccaneers	P	2	2	1.0	1	0	0	0	0.0	0	0	W	20-18
10/23	at Dolphins	P	2	7	3.5	4	0	2	17	8.5	10	0	L	10-16
10/30	at Eagles	P	6	50	8.3	19	0	3	25	8.3	15	0	L	13-35
11/13	Saints	P	9	37	4.1	21	0	3	40	13.3	26	0	W	20-10
11/20	Bengals	P	0	0	0.0	0	0	1	9	9.0	9	0	L	30-37
11/28	at Colts		ON INACTIVE LIST											
12/04	at Falcons	P	1	5	5.0	5	0	2	14	7.0	7	0	W	19-16
12/11	Ravens	P	3	11	3.7	8	0	2	16	8.0	14	0	L	14-16
12/18	at Panthers	P	11	38	3.5	9	1	1	11	11.0	11	0	W	24-16
12/24	Raiders	P	6	23	3.8	13	0	1	7	7.0	7	0	W	13-10
01/01	at Ravens	P	12	76	6.3	31	0	3	22	7.3	10	0	W	16-13
01/08	Browns	P	6	36	6.0	22	0	3	7	2.3	3	0	W	28-14
2022 TOTALS		16-0	77	379	4.9	31	1	28	214	7.6	26	0	9-8	

+ - Overtime



44

DEREK WATT
FULLBACK

HEIGHT: 6-2
WEIGHT: 234
COLLEGE: Wisconsin
BORN: November 7, 1992

BIRTHPLACE: Pewaukee, WI
HOW ACQUIRED: UFA '20
NFL EXPERIENCE: 7th year

DEREK WATT'S NFL REGULAR SEASON RUSHING/RECEIVING STATISTICS													
DATE	TEAM	GP	GS	RUSHING					RECEIVING				
				NO.	YDS.	AVG.	LG	TD	NO.	YDS.	AVG.	LG	TD
2016	Chargers	16	2	2	4	2.0	2	0	4	83	20.8	53	0
2017	Chargers	16	4	6	24	4.0	17	0	2	35	17.5	23	0
2018	Chargers	16	5	4	11	2.8	8	0	1	2	2.0	2	0
2019	Chargers	16	2	7	10	1.4	3	1	3	32	10.7	21	0
2020	Steelers	12	0	0	0	0.0	0	0	0	0	0.0	0	0
2021	Steelers	17	4	1	1	1.0	1	0	3	15	5.0	9	0
2022	Steelers	17	3	9	21	2.3	4	1	5	11	2.2	5	1
NFL TOTALS		110	20	29	71	2.4	17	2	18	178	9.9	53	1

DEREK WATT'S NFL POSTSEASON RUSHING/RECEIVING STATISTICS													
DATE	TEAM	GP	GS	RUSHING					RECEIVING				
				NO.	YDS.	AVG.	LG	TD	NO.	YDS.	AVG.	LG	TD
2018	Chargers	2	0	0	0	0.0	0	0	1	1	1.0	1	0
2020	Steelers	1	0	2	2	1.0	2	0	0	0	0.0	0	0
2021	Steelers	1	0	0	0	0.0	0	0	0	0	0.0	0	0
NFL TOTALS		4	0	2	2	1.0	2	0	1	1	1.0	1	0

DEREK WATT'S NFL REGULAR SEASON RETURN STATISTICS												
DATE	TEAM	KICKOFF RETURNS					PUNT RETURNS					
		RET.	YDS.	AVG.	LG	TD	NO.	FC	YDS.	AVG.	LG	TD
2016	Chargers	0	0	0.0	0	0	0	0	0	0.0	0	0
2017	Chargers	0	0	0.0	0	0	0	0	0	0.0	0	0
2018	Chargers	0	0	0.0	0	0	0	0	0	0.0	0	0
2019	Chargers	0	0	0.0	0	0	0	0	0	0.0	0	0
2020	Steelers	0	0	0.0	0	0	0	0	0	0.0	0	0
2021	Steelers	0	0	0.0	0	0	0	0	0	0.0	0	0
2022	Steelers	0	0	0.0	0	0	0	0	0	0.0	0	0
NFL TOTALS		0	0	0.0	0	0	0	0	0	0.0	0	0

DEREK WATT'S NFL POSTSEASON RETURN STATISTICS													
DATE	TEAM	RET.	KICKOFF RETURNS					PUNT RETURNS					
			YDS.	AVG.	LG	TD	NO.	FC	YDS.	AVG.	LG	TD	
2018	Chargers	0	0	0.0	0	0	0	0	0	0	0.0	0	0
2020	Steelers	0	0	0.0	0	0	0	0	0	0	0.0	0	0
2021	Steelers	0	0	0.0	0	0	0	0	0	0	0.0	0	0
NFL TOTALS			0	0	0.0	0	0	0	0	0	0.0	0	0

SINGLE-GAME HIGHS: RUSHING/RECEIVING

Rush Attempts	2 vs. New Orleans Saints, Nov 13, 2022 2 at Jacksonville Jaguars, Dec 08, 2019 ...3 more at 2.	Longest Receptions	53 at Denver Broncos, Oct 30, 2016 23 at New York Jets, Dec 24, 2017
Rushing Yards	17 vs. Buffalo Bills, Nov 19, 2017 8 at Denver Broncos, Dec 30, 2018	Receiving TDs	1 at Philadelphia Eagles, Oct 30, 2022
Longest Runs	17 vs. Buffalo Bills, Nov 19, 2017 8 at Denver Broncos, Dec 30, 2018	All-Purpose Yards	53 at Denver Broncos, Oct 30, 2016 26 at New York Jets, Dec 24, 2017
Rushing TDs	1 at Jacksonville Jaguars, Dec 08, 2019	Special Teams Tackles	5 at Oakland Raiders, Nov 07, 2019 3 vs. Cleveland Browns, Jan 03, 2022
Receptions	2 at Philadelphia Eagles, Oct 30, 2022 1 at Atlanta Falcons, Dec 04, 2022 ...15 more at 1.	Most TDs	1 vs. Cleveland Browns, Jan 08, 2023 1 at Philadelphia Eagles, Oct 30, 2022 ...1 more at 1.
Receiving Yards	53 at Denver Broncos, Oct 30, 2016 23 at New York Jets, Dec 24, 2017	Miscellaneous Tackles	1 at Oakland Raiders, Oct 09, 2016

SINGLE-GAME HIGHS - POSTSEASON: RUSHING/RECEIVING

Rush Attempts	2 vs. Cleveland Browns, Jan 10, 2021	Receiving Yards	1 at Baltimore Ravens, Jan 06, 2019
Rushing Yards	2 vs. Cleveland Browns, Jan 10, 2021	Longest Receptions	1 at Baltimore Ravens, Jan 06, 2019
Longest Runs	2 vs. Cleveland Browns, Jan 10, 2021	All-Purpose Yards	2 vs. Cleveland Browns, Jan 10, 2021
Receptions	1 at Baltimore Ravens, Jan 06, 2019		1 at Baltimore Ravens, Jan 06, 2019
		Special Teams Tackles	2 at Kansas City Chiefs, Jan 16, 2022
			1 vs. Cleveland Browns, Jan 10, 2021

2022 GAME-BY-GAME REGULAR-SEASON STATISTICS (STEELERS)

DATE	OPPONENT	P/S	RUSHING					RECEIVING					W/L	SCORE
			NO.	YDS.	AVG.	LG	TD	NO.	YDS.	AVG.	LG	TD		
09/11	at Bengals	P	0	0	0.0	0	0	0	0	0.0	0	0	W	23-20+
09/18	Patriots	P	1	2	2.0	2	0	0	0	0.0	0	0	L	14-17
09/22	at Browns	P	0	0	0.0	0	0	0	0	0.0	0	0	L	17-29
10/02	Jets	P	0	0	0.0	0	0	0	0	0.0	0	0	L	20-24
10/09	at Bills	S	0	0	0.0	0	0	1	1	1.0	1	0	L	3-38
10/16	Buccaneers	P	0	0	0.0	0	0	0	0	0.0	0	0	W	20-18
10/23	at Dolphins	S	0	0	0.0	0	0	0	0	0.0	0	0	L	10-16
10/30	at Eagles	P	0	0	0.0	0	0	2	6	3.0	5	1	L	13-35
11/13	Saints	P	2	5	2.5	3	0	0	0	0.0	0	0	W	20-10
11/20	Bengals	S	0	0	0.0	0	0	0	0	0.0	0	0	L	30-37
11/28	at Colts	P	1	4	4.0	4	0	1	1	1.0	1	0	W	24-17
12/04	at Falcons	P	1	4	4.0	4	0	1	3	3.0	3	0	W	19-16
12/11	Ravens	P	0	0	0.0	0	0	0	0	0.0	0	0	L	14-16
12/18	at Panthers	P	1	2	2.0	2	0	0	0	0.0	0	0	W	24-16
12/24	Raiders	P	1	0	0.0	0	0	0	0	0.0	0	0	W	13-10
01/01	at Ravens	P	1	3	3.0	3	0	0	0	0.0	0	0	W	16-13
01/08	Browns	P	1	1	1.0	1t	1	0	0	0.0	0	0	W	28-14
2022 TOTALS			17-3	9	21	2.3	4	1	5	11	2.2	5	1	9-8
+ - Over/Time														

2021 GAME-BY-GAME REGULAR-SEASON STATISTICS (STEELERS)

DATE	OPPONENT	P/S	RUSHING					RECEIVING					W/L/T	SCORE
			NO.	YDS.	AVG.	LG	TD	NO.	YDS.	AVG.	LG	TD		
09/12	at Bills	P	0	0	0.0	0	0	0	0	0.0	0	0	W	23-16
09/19	Raiders	P	0	0	0.0	0	0	0	0	0.0	0	0	L	17-26
09/26	Bengals	P	0	0	0.0	0	0	1	3	3.0	3	0	L	10-24
10/03	at Packers	P	0	0	0.0	0	0	0	0	0.0	0	0	L	17-27
10/10	Broncos	P	0	0	0.0	0	0	0	0	0.0	0	0	W	27-19
10/17	Seahawks	S	0	0	0.0	0	0	0	0	0.0	0	0	W	23-20+
10/31	at Browns	P	0	0	0.0	0	0	0	0	0.0	0	0	W	15-10
11/08	Bears	S	0	0	0.0	0	0	1	3	3.0	3	0	W	29-27
11/14	Lions	P	0	0	0.0	0	0	1	9	9.0	9	0	T	16-16
11/21	at Chargers	P	0	0	0.0	0	0	0	0	0.0	0	0	L	37-41
11/28	at Bengals	P	0	0	0.0	0	0	0	0	0.0	0	0	L	10-41
12/05	Ravens	S	0	0	0.0	0	0	0	0	0.0	0	0	W	20-19
12/09	at Vikings	P	0	0	0.0	0	0	0	0	0.0	0	0	L	28-36
12/19	Titans	P	0	0	0.0	0	0	0	0	0.0	0	0	W	19-13
12/26	at Chiefs	P	0	0	0.0	0	0	0	0	0.0	0	0	L	10-36
01/03	Browns	P	1	1	1.0	1	0	0	0	0.0	0	0	W	26-14
01/09	at Ravens	S	0	0	0.0	0	0	0	0	0.0	0	0	W	16-13+
2021 TOTALS			17-4	1	1	1.0	1	0	3	15	5.0	9	0	9-7-1
+ - Over/Time														

2020 GAME-BY-GAME REGULAR-SEASON STATISTICS (STEELERS)

DATE	OPPONENT	P/S	RUSHING					RECEIVING					W/L	SCORE
			NO.	YDS.	AVG.	LG	TD	NO.	YDS.	AVG.	LG	TD		
09/14	at Giants	P	0	0	0.0	0	0	0	0	0.0	0	0	W	26-16
09/20	Broncos	P	0	0	0.0	0	0	0	0	0.0	0	0	W	26-21
09/27	Texans	P	0	0	0.0	0	0	0	0	0.0	0	0	W	28-21
10/11	Eagles												W	38-29
10/18	Browns	P	0	0	0.0	0	0	0	0	0.0	0	0	W	38-7
10/25	at Titans												W	27-24
11/01	at Ravens												W	28-24
11/08	at Cowboys												W	24-19
11/15	Bengals	P	0	0	0.0	0	0	0	0	0.0	0	0	W	36-10
11/22	at Jaguars	P	0	0	0.0	0	0	0	0	0.0	0	0	W	27-3
12/02	Ravens	P	0	0	0.0	0	0	0	0	0.0	0	0	W	19-14
12/07	Football Team	P	0	0	0.0	0	0	0	0	0.0	0	0	L	17-23
12/13	at Bills	P	0	0	0.0	0	0	0	0	0.0	0	0	L	15-26
12/21	at Bengals	P	0	0	0.0	0	0	0	0	0.0	0	0	L	17-27
12/27	Colts	P	0	0	0.0	0	0	0	0	0.0	0	0	W	28-24
01/03	at Browns	P	0	0	0.0	0	0	0	0	0.0	0	0	L	22-24
2020 TOTALS			12-0	0	0	0.0	0	0	0	0.0	0	0	12-4	

2019 GAME-BY-GAME REGULAR-SEASON STATISTICS (CHARGERS)

DATE	OPPONENT	P/S	RUSHING					RECEIVING					W/L	SCORE
			NO.	YDS.	AVG.	LG	TD	NO.	YDS.	AVG.	LG	TD		
09/08	Colts	P	2	4	2.0	2	0	0	0	0.0	0	0	W	30-24+
09/15	at Lions	P	0	0	0.0	0	0	1	3	3.0	3	0	L	10-13
09/22	Texans	P	1	-1	-1.0	-1	0	0	0	0.0	0	0	L	20-27
09/29	at Dolphins	P	0	0	0.0	0	0	1	21	21.0	21	0	W	30-10
10/06	Broncos	P	0	0	0.0	0	0	1	8	8.0	8	0	L	13-20
10/13	Steelers	P	0	0	0.0	0	0	0	0	0.0	0	0	L	17-24
10/20	at Titans	P	0	0	0.0	0	0	0	0	0.0	0	0	L	20-23
10/27	at Bears	P	1	2	2.0	2	0	0	0	0.0	0	0	W	17-16
11/03	Packers	P	0	0	0.0	0	0	0	0	0.0	0	0	W	26-11
11/07	at Raiders	P	1	1	1.0	1	0	0	0	0.0	0	0	L	24-26
11/18	Chiefs	S	0	0	0.0	0	0	0	0	0.0	0	0	L	17-24
12/01	at Broncos	P	0	0	0.0	0	0	0	0	0.0	0	0	L	20-23
12/08	at Jaguars	P	2	4	2.0	3	1	0	0	0.0	0	0	W	45-10
12/15	Vikings	S	0	0	0.0	0	0	0	0	0.0	0	0	L	10-39
12/22	Raiders	P	0	0	0.0	0	0	0	0	0.0	0	0	L	17-24
12/29	at Chiefs	P	0	0	0.0	0	0	0	0	0.0	0	0	L	21-31
2019 TOTALS		16-2	7	10	1.4	3	1	3	32	10.7	21	0	5-11	
+ - Overtime														

2018 GAME-BY-GAME REGULAR-SEASON STATISTICS (CHARGERS)

DATE	OPPONENT	P/S	RUSHING					RECEIVING					W/L	SCORE
			NO.	YDS.	AVG.	LG	TD	NO.	YDS.	AVG.	LG	TD		
09/09	Chiefs	P	1	1	1.0	1	0	0	0	0.0	0	0	L	28-38
09/16	at Bills	P	0	0	0.0	0	0	0	0	0.0	0	0	W	31-20
09/23	at Rams	P	0	0	0.0	0	0	0	0	0.0	0	0	L	23-35
09/30	49ers	P	0	0	0.0	0	0	0	0	0.0	0	0	W	29-27
10/07	Raiders	P	0	0	0.0	0	0	0	0	0.0	0	0	W	26-10
10/14	at Browns	P	0	0	0.0	0	0	0	0	0.0	0	0	W	38-14
10/21	Titans	P	0	0	0.0	0	0	0	0	0.0	0	0	W	20-19
11/04	at Seahawks	S	0	0	0.0	0	0	0	0	0.0	0	0	W	25-17
11/11	at Raiders	S	2	2	1.0	2	0	0	0	0.0	0	0	W	20-6
11/18	Broncos	P	0	0	0.0	0	0	0	0	0.0	0	0	L	22-23
11/25	Cardinals	S	0	0	0.0	0	0	0	0	0.0	0	0	W	45-10
12/02	at Steelers	P	0	0	0.0	0	0	0	0	0.0	0	0	W	33-30
12/09	Bengals	P	0	0	0.0	0	0	1	2	2.0	2	0	W	26-21
12/13	at Chiefs	S	0	0	0.0	0	0	0	0	0.0	0	0	W	29-28
12/22	Ravens	S	0	0	0.0	0	0	0	0	0.0	0	0	L	10-22
12/30	at Broncos	P	1	8	8.0	8	0	0	0	0.0	0	0	W	23-9
2018 TOTALS		16-5	4	11	2.8	8	0	1	2	2.0	2	0	12-4	

2017 GAME-BY-GAME REGULAR-SEASON STATISTICS (CHARGERS)

DATE	OPPONENT	P/S	RUSHING					RECEIVING					W/L	SCORE
			NO.	YDS.	AVG.	LG	TD	NO.	YDS.	AVG.	LG	TD		
09/11	at Broncos	S	0	0	0.0	0	0	0	0	0.0	0	0	L	21-24
09/17	Dolphins	S	1	0	0.0	0	0	0	0	0.0	0	0	L	17-19
09/24	Chiefs	P	0	0	0.0	0	0	0	0	0.0	0	0	L	10-24
10/01	Eagles	P	0	0	0.0	0	0	0	0	0.0	0	0	L	24-26
10/08	at Giants	P	0	0	0.0	0	0	0	0	0.0	0	0	W	27-22
10/15	at Raiders	P	0	0	0.0	0	0	0	0	0.0	0	0	W	17-16
10/22	Broncos	P	0	0	0.0	0	0	0	0	0.0	0	0	W	21-0
10/29	at Patriots	S	0	0	0.0	0	0	0	0	0.0	0	0	L	13-21
11/12	at Jaguars	P	0	0	0.0	0	0	1	12	12.0	12	0	L	17-20+
11/19	Bills	P	2	17	8.5	17	0	0	0	0.0	0	0	W	54-24
11/23	at Cowboys	P	0	0	0.0	0	0	0	0	0.0	0	0	W	28-6
12/03	Browns	P	0	0	0.0	0	0	0	0	0.0	0	0	W	19-10
12/10	Redskins	P	1	2	2.0	2	0	0	0	0.0	0	0	W	30-13
12/16	at Chiefs	P	0	0	0.0	0	0	0	0	0.0	0	0	L	13-30
12/24	at Jets	S	1	3	3.0	3	0	1	23	23.0	23	0	W	14-7
12/31	Raiders	P	1	2	2.0	2	0	0	0	0.0	0	0	W	30-10
2017 TOTALS		16-4	6	24	4.0	17	0	2	35	17.5	23	0	9-7	
+ - Overtime														

2016 GAME-BY-GAME REGULAR-SEASON STATISTICS (CHARGERS)

DATE	OPPONENT	P/S	RUSHING					RECEIVING					W/L	SCORE
			NO.	YDS.	AVG.	LG	TD	NO.	YDS.	AVG.	LG	TD		
09/11	at Chiefs	P	0	0	0.0	0	0	0	0	0.0	0	0	L	27-33+
09/18	Jaguars	S	0	0	0.0	0	0	0	0	0.0	0	0	W	38-14
09/25	at Colts	P	0	0	0.0	0	0	1	6	6.0	6	0	L	22-26
10/02	Saints	P	0	0	0.0	0	0	0	0	0.0	0	0	L	34-35
10/09	at Raiders	P	1	2	2.0	2	0	0	0	0.0	0	0	L	31-34
10/13	Broncos	P	0	0	0.0	0	0	1	8	8.0	8	0	W	21-13
10/23	at Falcons	P	0	0	0.0	0	0	0	0	0.0	0	0	W	33-30+
10/30	at Broncos	P	0	0	0.0	0	0	1	53	53.0	53	0	L	19-27
11/06	Titans	P	0	0	0.0	0	0	0	0	0.0	0	0	W	43-35
11/13	Dolphins	P	0	0	0.0	0	0	0	0	0.0	0	0	L	24-31
11/27	at Texans	S	0	0	0.0	0	0	0	0	0.0	0	0	W	21-13
12/04	Buccaneers	P	1	2	2.0	2	0	0	0	0.0	0	0	L	21-28
12/11	at Panthers	P	0	0	0.0	0	0	0	0	0.0	0	0	L	16-28
12/18	Raiders	P	0	0	0.0	0	0	0	0	0.0	0	0	L	16-19
12/24	at Browns	P	0	0	0.0	0	0	1	16	16.0	16	0	L	17-20
01/01	Chiefs	P	0	0	0.0	0	0	0	0	0.0	0	0	L	27-37
2016 TOTALS		16-2	2	4	2.0	2	0	4	83	20.8	53	0	5-11	
+ - Overtime														



90 T.J. WATT
LINEBACKER

HEIGHT: 6-4

WEIGHT: 252

COLLEGE: Wisconsin

BORN: October 11, 1994

BIRTHPLACE Pewaukee, WI

HOW ACQUIRED: D1 17

NFL EXPERIENCE: 6th year

AP	AP	AP	AP				
20	'19	20	21	18	19	20	21

COMMUNITY

- ◆ Participates in Salvation Army Project Bundle Up
- ◆ Continuously works with 412 Food Rescue to help deliver food to members of the community.
- ◆ Partners with UPMC Children's Hospital to raise money from a designed beanie.
- ◆ Donated blankets and books during the holidays to children staying at Children's Hospital

T.J. WATT'S NFL REGULAR SEASON DEFENSIVE STATISTICS

		TACKLES										INTERCEPTIONS							O. FUMF							ST				MISC	
DATE	TEAM	GP	GS	TK	S	A	FL	YDS	SK	YDS	QBH	NO	YDS	LG	TD	PD	FF	FR	TD	YDS	TK	S	A	FF	FR	S	YDS				
2017	Steelers	15	15	52	39	13	10	42	7	30	36.0	13	1	17	17	0	7	1	0	0	2	1	1	1	0	0	0				
2018	Steelers	16	16	68	50	18	12	63	13.0	87.0	21	0	0	0	0	3	6	0	0	0	0	0	0	0	0	0	0				
2019	Steelers	16	15	55	35	20	14	56	14.5	104.0	36	2	7	7	0	8	4	0	0	0	0	0	0	0	0	0	0				
2020	Steelers	15	13	43	20	15	11	19	15.0	112.5	41	0	0	0	0	7	8	0	0	0	0	0	0	0	0	0	0				
2021	Steelers	15	15	64	48	16	21	100	22.5	111.0	39	0	0	0	0	7	5	3	0	0	0	0	0	0	0	0	0				
2022	Steelers	10	10	39	27	12	8	34	5	37.5	12	2	0	0	0	5	1	0	0	0	0	0	0	0	0	0	0				
NFL TOTALS		87	87	331	242	89	88	414	77.5	488.5	162	6	24	17	0	37	23	7	0	0	2	1	1	0	0	0	0				

T.J. WATT'S NFL POSTSEASON DEFENSIVE STATISTICS

		TACKLES										INTERCEPTIONS					O. FUMB					ST				MISC	
DATE	TEAM	GP	GS	TK	S	A	TFL	YDS	SK	YDS	QBH	NO	YDS	LG	TD	PD	FF	FR	TD	YDS	TK	S	A	FF	FR	S	A
2017	Steelers	1	1	2	1	1	0	0	0	0	0	2	0	0	0	0	1	0	0	0	0	0	0	0	0	0	0
2020	Steelers	1	1	3	2	1	1	0	0	0	0	0	0	0	0	1	0	0	0	0	0	0	0	0	0	0	0
2021	Steelers	1	1	3	3	0	2	16	1	14	0	3	0	0	0	1	1	0	1	26	0	0	0	0	0	0	0
NFL TOTALS		3	3	8	6	2	3	17	1	14	0	5	0	0	0	3	0	1	1	26	0	0	0	0	0	0	0

SINGLE-GAME HIGHS: DEFENSIVE

Total Tackles	10 at Cleveland Browns, Sep 09, 2018	Fumble Recoveries	1 vs. Tennessee Titans, Dec 19, 2021
	8 vs. Atlanta Falcons, Oct 07, 2018		1 at Cleveland Browns, Oct 31, 2021
	...1 more at 8.		...5 more at 1.
Solo Tackles	7 at Cleveland Browns, Sep 09, 2018	Tackles For Loss	4 at Cleveland Browns, Sep 09, 2018
	6 at Cincinnati Bengals, Sep 11, 2022		3 at Cincinnati Bengals, Sep 11, 2022
	...4 more at 6.		...10 more at 3.
Sacks	4.0 vs. Cleveland Browns, Jan 03, 2022	Interceptions	1 vs. Cincinnati Bengals, Nov 20, 2022
	3.5 vs. Baltimore Ravens, Dec 05, 2021		1 at Cincinnati Bengals, Sep 11, 2022
Passes Defensed	3 vs. Seattle Seahawks, Oct 17, 2021	Interception Return Yards	...4 more at 1.
	3 at Dallas Cowboys, Nov 08, 2020		17 at Cleveland Browns, Sep 10, 2017
Forced Fumbles	2 vs. Miami Dolphins, Oct 28, 2019		7 at San Francisco 49ers, Sep 22, 2019
	2 vs. Cincinnati Bengals, Dec 30, 2018	Special Teams Tackles	1 vs. Tennessee Titans, Nov 16, 2017
	...1 more at 2.		1 at Cleveland Browns, Sep 10, 2017

SINGLE-GAME HIGHS - POSTSEASON: DEFENSIVE

Total Tackles	3 at Kansas City Chiefs, Jan 16, 2022	Fumble Recoveries	1 at Kansas City Chiefs, Jan 16, 2022
	3 vs. Cleveland Browns, Jan 10, 2021	Tackles For Loss	2 at Kansas City Chiefs, Jan 16, 2022
	2 vs. Jacksonville Jaguars, Jan 14, 2018		1 vs. Cleveland Browns, Jan 10, 2021
Solo Tackles	3 at Kansas City Chiefs, Jan 16, 2022	Longest Opponent's Fumble Return	26 at Kansas City Chiefs, Jan 16, 2022
	2 vs. Cleveland Browns, Jan 10, 2021		
	1 vs. Jacksonville Jaguars, Jan 14, 2018		
Sacks	1.0 at Kansas City Chiefs, Jan 16, 2022		
Passes Defensed	1 at Kansas City Chiefs, Jan 16, 2022		
	1 vs. Cleveland Browns, Jan 10, 2021		
	1 vs. Jacksonville Jaguars, Jan 14, 2018		

2022 GAME-BY-GAME REGULAR-SEASON STATISTICS (STEELERS)

DATE	OPPONENT	P/S	TACKLES								INTERCEPTIONS				O. FUMB				ST				MISC		W/L	SCORE			
			TK	S	A	SK	YDS	TFL	YDS	QBH	NO	YDS	LG	TD	PD	FF	FR	TD	YDS	TK	S	A	FF	FR			S	A	
09/11	at Bengals	S	6	6	0	1.0	4.0	3	8	1	1	0	0	0	2	0	0	0	0	0	0	0	0	0	0	W	23-20+		
09/18	Patriots										INJURED RESERVE														L	14-17			
09/22	at Browns										INJURED RESERVE														L	17-29			
10/02	Jets										INJURED RESERVE														L	20-24			
10/09	at Bills										INJURED RESERVE														L	3-38			
10/16	Buccaneers										INJURED RESERVE														W	20-18			
10/23	at Dolphins										INJURED RESERVE														L	10-16			
10/30	at Eagles										INJURED RESERVE														L	13-35			
11/13	Saints										INJURED RESERVE														W	20-10			
11/20	Bengals	S	6	2	4	0.5	3.0	0	0	1	1	0	0	0	2	0	0	0	0	0	0	0	0	0	0	L	30-37		
11/28	at Colts	S	3	2	1	0.0	0.0	0	0	1	0	0	0	0	0	1	0	0	0	0	0	0	0	0	0	W	24-17		
12/04	at Falcons	S	3	3	0	0.0	0.0	0	0	0	0	0	0	0	0	0	0	0	0	0	0	0	0	0	0	W	19-16		
12/11	Ravens	S	5	3	2	1.0	4.0	1	4	1	0	0	0	0	0	0	0	0	0	0	0	0	0	0	0	L	14-16		
12/18	at Panthers	S	2	1	1	1.5	14.0	1	9	2	0	0	0	0	0	0	0	0	0	0	0	0	0	0	0	W	24-16		
12/24	Raiders	S	3	3	0	0.0	0.0	1	3	1	0	0	0	0	1	0	0	0	0	0	0	0	0	0	0	W	13-10		
01/01	at Ravens	S	4	3	1	1.0	10.0	2	10	3	0	0	0	0	0	0	0	0	0	0	0	0	0	0	0	W	16-13		
01/08	Browns	S	3	2	1	0.5	2.5	0	0	1	0	0	0	0	0	0	0	0	0	0	0	0	0	0	0	W	28-14		
2022 TOTALS			9-9	35	25	10	5.5	37.5	8	34	11	2	0	0	5	1	0	0	0	0	0	0	0	0	0	9-8			
+ - Overtime																													

2021 GAME-BY-GAME REGULAR-SEASON STATISTICS (STEELERS)

DATE	OPPONENT	P/S	TACKLES								INTERCEPTIONS				O. FUMB			ST				MISC		W/L	SCORE				
			TK	S	A	SK	YDS	TFL	YDS	QBH	NO	YDS	LG	TD	PD	FF	FR	TD	YDS	TK	S	A	FF			FR	S	A	
09/12	at Bills	S	3	3	0	2.0	10.0	1	5	5	0	0	0	0	0	1	0	0	0	0	0	0	0	0	0	W	23-16		
09/19	Raiders	S	4	3	1	1.0	1.0	0	0	1	0	0	0	0	0	1	0	0	0	0	0	0	0	0	0	L	17-26		
09/26	Bengals										ON INACTIVE LIST															L	10-24		
10/03	at Packers	S	4	3	1	2.0	6.0	2	6	2	0	0	0	0	0	0	1	0	0	0	0	0	0	0	0	0	L	17-27	
10/10	Broncos	S	3	3	0	0.0	0.0	1	4	2	0	0	0	0	0	0	0	0	0	0	0	0	0	0	0	0	W	27-19	
10/17	Seahawks	S	7	6	1	2.0	13.0	3	14	2	0	0	0	0	3	1	0	0	0	0	0	0	0	0	0	0	W	23-20+	
10/31	at Browns	S	6	4	2	1.5	7.5	1	5	3	0	0	0	0	0	0	1	0	0	0	0	0	0	0	0	0	W	15-10	
11/08	Bears	S	7	4	3	3.0	13.0	3	13	3	0	0	0	0	1	0	0	0	0	0	0	0	0	0	0	0	W	29-27	
11/14	Lions	S	5	3	2	1.0	6.0	2	7	2	0	0	0	0	0	0	0	0	0	0	0	0	0	0	0	0	T	16-16	
11/21	at Chargers										ON INACTIVE LIST															L	37-41		
11/28	at Bengals	S	2	1	1	0.0	0.0	0	0	0	0	0	0	0	0	0	0	0	0	0	0	0	0	0	0	0	L	10-41	
12/05	Ravens	S	6	5	1	3.5	12.0	3	8	6	0	0	0	0	0	1	0	0	0	0	0	0	0	0	0	0	W	20-19	
12/09	at Vikings	S	1	0	1	0.0	0.0	0	0	1	0	0	0	0	0	0	0	0	0	0	0	0	0	0	0	0	L	28-36	
12/19	Titans	S	5	4	1	1.5	15.0	1	10	4	0	0	0	0	0	0	1	0	0	0	0	0	0	0	0	0	W	19-13	
12/26	at Chiefs	S	1	1	0	0.0	0.0	0	0	0	0	0	0	0	0	0	0	0	0	0	0	0	0	0	0	0	L	10-36	
01/03	Browns	S	5	5	0	4.0	25.0	3	25	5	0	0	0	0	2	0	0	0	0	0	0	0	0	0	0	0	W	26-14	
01/09	at Ravens	S	5	3	2	1.0	3.0	1	3	3	0	0	0	0	1	1	0	0	0	0	0	0	0	0	0	0	W	16-13+	
2021 TOTALS		15-15	64	48	16	22.5	111.5	21	100	39	0	0	0	0	7	5	3	0	0	0	0	0	0	0	0	0	9-7-1		
+ - Overtime																													

2020 GAME-BY-GAME REGULAR-SEASON STATISTICS (STEELERS)

DATE	OPPONENT	P/S	TACKLES								INTERCEPTIONS				O. FUMB				ST				MISC		W/L	SCORE		
			TK	S	A	SK	YDS	TFL	YDS	QBH	NO	YDS	LG	TD	PD	FF	FR	TD	YDS	TK	S	A	FF	FR			S	A
09/14	at Giants	S	1	1	0	0.0	0.0	1	1	2	1	0	0	0	0	2	0	0	0	0	0	0	0	0	0	0	W	26-16
09/20	Broncos	S	4	3	1	2.5	20.0	2	16	4	0	0	0	0	0	0	0	0	0	0	0	0	0	0	0	W	26-21	
09/27	Texans	S	4	4	0	1.0	11.0	2	16	4	0	0	0	0	0	0	0	0	0	0	0	0	0	0	0	W	28-21	
10/11	Eagles	S	3	3	0	1.0	8.0	3	13	3	0	0	0	0	0	0	0	0	0	0	0	0	0	0	0	W	38-29	
10/18	Browns	S	3	2	1	0.0	0.0	1	1	1	0	0	0	0	0	0	0	0	0	0	0	0	0	0	0	W	38-7	
10/25	at Titans	S	5	4	1	1.0	7.0	3	13	2	0	0	0	0	1	0	0	0	0	0	0	0	0	0	0	W	27-24	
11/01	at Ravens	S	5	3	2	1.0	0.0	0	0	5	0	0	0	0	0	0	0	0	0	0	0	0	0	0	0	W	28-24	
11/08	at Cowboys	S	1	0	1	0.5	8.5	0	0	3	0	0	0	0	3	0	0	0	0	0	0	0	0	0	0	W	24-19	
11/15	Bengals	S	4	4	0	2.0	15.0	2	15	4	0	0	0	0	0	0	0	0	0	0	0	0	0	0	0	W	36-10	
11/22	at Jaguars	S	2	2	0	0.0	0.0	0	0	2	0	0	0	0	0	0	0	0	0	0	0	0	0	0	0	W	27-3	
12/02	Ravens	S	6	4	2	2.0	12.0	3	14	3	0	0	0	0	0	0	0	0	0	0	0	0	0	0	0	W	19-14	
12/07	Football Team	S	6	5	1	1.0	7.0	2	9	4	0	0	0	0	0	1	0	0	0	0	0	0	0	0	0	L	17-23	
12/13	at Bills	S	2	1	1	0.0	0.0	0	0	2	0	0	0	0	1	0	0	0	0	0	0	0	0	0	0	L	15-26	
12/21	at Bengals	S	4	4	0	1.0	11.0	3	17	1	0	0	0	0	0	0	0	0	0	0	0	0	0	0	0	L	17-27	
12/27	Colts	S	3	3	0	2.0	13.0	1	4	1	0	0	0	0	0	1	0	0	0	0	0	0	0	0	0	W	28-24	
01/03	at Browns										ON INACTIVE LIST															L	22-24	
2020 TOTALS			15-15	53	43	10	15.0	112.5	23	119	41	1	0	0	0	7	2	0	0	0	0	0	0	0	0	0	12-4	

2019 GAME-BY-GAME REGULAR-SEASON STATISTICS (STEELERS)

DATE	OPPONENT	P/S	TACKLES								INTERCEPTIONS				O. FUMB				ST				MISC				W/L	SCORE	
			TK	S	A	SK	YDS	TFL	YDS	QBH	NO	YDS	LG	TD	PD	FF	FR	TD	YDS	TK	S	A	FF	FR	S	A			
09/08	at Patriots	S	2	1	1	0.0	0.0	1	3	3	0	0	0	0	0	0	0	0	0	0	0	0	0	0	0	L	3-33		
09/15	Seahawks	S	6	3	3	1.0	8.0	1	8	1	0	0	0	0	0	1	0	0	0	0	0	0	0	0	0	L	26-28		
09/22	at 49ers	S	2	2	0	0.0	0.0	0	0	2	1	7	7	0	2	0	1	0	0	0	0	0	0	0	0	L	20-24		
09/30	Bengals	S	2	1	1	1.5	9.0	1	5	3	0	0	0	0	0	0	1	0	0	0	0	0	0	0	0	W	27-3		
10/06	Ravens	S	5	4	1	1.0	6.0	3	8	1	0	0	0	0	0	0	0	0	0	0	0	0	0	0	0	L	23-26+		
10/13	at Chargers	S	3	0	3	0.5	2.0	0	0	4	0	0	0	0	1	0	0	0	0	0	0	0	0	0	0	W	24-17		
10/28	Dolphins	S	3	3	0	2.0	16.0	0	0	3	0	0	0	0	0	2	1	0	0	0	0	0	0	0	0	W	27-14		
11/03	Colts	S	3	2	1	1.5	13.0	1	9	3	0	0	0	0	0	0	0	0	0	0	0	0	0	0	0	W	26-24		
11/10	Rams	S	5	4	1	2.0	15.0	1	8	2	0	0	0	0	0	1	0	0	0	0	0	0	0	0	0	W	17-12		
11/14	at Browns	S	4	2	2	1.0	4.0	1	4	2	0	0	0	0	1	0	0	0	0	0	0	0	0	0	0	L	7-21		
11/24	at Bengals	S	2	2	0	1.0	9.0	1	1	1	0	0	0	0	1	1	0	0	0	0	0	0	0	0	0	W	16-10		
12/01	Browns	S	2	1	1	1.0	6.0	1	6	3	0	0	0	0	0	0	0	0	0	0	0	0	0	0	0	W	20-13		
12/08	at Cardinals	S	2	1	1	0.0	0.0	1	1	1	1	0	0	0	1	0	0	0	0	0	0	0	0	0	0	W	23-17		
12/15	Bills	S	4	3	1	0.5	4.0	2	3	2	0	0	0	0	1	1	0	0	0	0	0	0	0	0	0	L	10-17		
12/22	at Jets	S	5	2	3	1.0	8.0	0	0	3	0	0	0	0	0	1	1	0	0	0	0	0	0	0	0	L	10-16		
12/29	at Ravens	S	5	4	1	0.5	4.0	0	0	2	0	0	0	0	0	1	1	0	0	0	0	0	0	0	0	L	10-28		
2019 TOTALS		16-16	55	35	20	14.5	104.0	14	56	36	2	7	7	0	8	8	4	0	0	0	0	0	0	0	0	8-8			
+- Overtime																													

2018 GAME-BY-GAME REGULAR-SEASON STATISTICS (STEELERS)

DATE	OPPONENT	P/S	TACKLES								INTERCEPTIONS				O. FUMB				ST				MISC				W/L	SCORE
			TK	S	A	SK	YDS	TFL	YDS	QBH	NO	YDS	LG	TD	PD	FF	FR	TD	YDS	TK	S	A	FF	FR	S	A		
09/09	at Browns	S	10	7	3	3.0	16.0	4	19	3	0	0	0	0	0	0	0	0	0	0	0	0	0	0	0	0	T	21-21
09/16	Chiefs	S	2	1	1	0.0	0.0	0	0	1	0	0	0	0	0	0	0	0	0	0	0	0	0	0	0	0	L	37-42
09/24	at Buccaneers	S	4	2	2	0.0	0.0	0	0	2	0	0	0	0	0	0	0	0	0	0	0	0	0	0	0	0	W	30-27
09/30	Ravens	S	4	3	1	0.0	0.0	0	0	0	0	0	0	0	0	0	0	0	0	0	0	0	0	0	0	0	L	14-26
10/07	Falcons	S	8	6	2	3.0	25.0	3	14	6	0	0	0	0	0	1	0	0	0	0	0	0	0	0	0	0	W	41-17
10/14	at Bengals	S	2	1	1	0.0	0.0	0	0	0	0	0	0	0	1	0	0	0	0	0	0	0	0	0	0	0	W	28-21
10/28	Browns	S	7	5	2	1.0	4.0	2	6	1	0	0	0	0	0	0	0	0	0	0	0	0	0	0	0	0	W	33-18
11/04	at Ravens	S	5	4	1	0.0	0.0	0	0	0	0	0	0	0	0	0	0	0	0	0	0	0	0	0	0	0	W	23-16
11/08	Panthers	S	1	1	0	1.0	12.0	0	0	2	0	0	0	0	0	1	0	0	0	0	0	0	0	0	0	0	W	52-21
11/18	at Jaguars	S	6	6	0	2.0	11.0	1	11	1	0	0	0	0	0	2	0	0	0	0	0	0	0	0	0	0	W	20-16
11/25	at Broncos	S	1	1	0	0.0	0.0	0	0	0	0	0	0	0	0	0	0	0	0	0	0	0	0	0	0	0	L	17-24
12/02	Chargers	S	1	1	0	0.0	0.0	0	0	1	0	0	0	0	0	0	0	0	0	0	0	0	0	0	0	0	L	30-33
12/09	at Raiders	S	4	2	2	0.0	0.0	0	0	0	0	0	0	0	0	1	0	0	0	0	0	0	0	0	0	0	L	21-24
12/16	Patriots	S	3	3	0	1.0	7.0	1	7	3	0	0	0	0	0	0	0	0	0	0	0	0	0	0	0	0	W	17-10
12/23	at Saints	S	3	3	0	1.0	6.0	1	6	1	0	0	0	0	0	1	0	0	0	0	0	0	0	0	0	0	L	28-31
12/30	Bengals	S	7	4	3	1.0	6.0	0	0	0	0	0	0	0	0	2	0	0	0	0	0	0	0	0	0	0	W	16-13
2018 TOTALS		16-16	68	50	18	13.0	87.0	12	63	21	0	0	0	0	3	6	0	0	0	0	0	0	0	0	0	0	9-6-1	

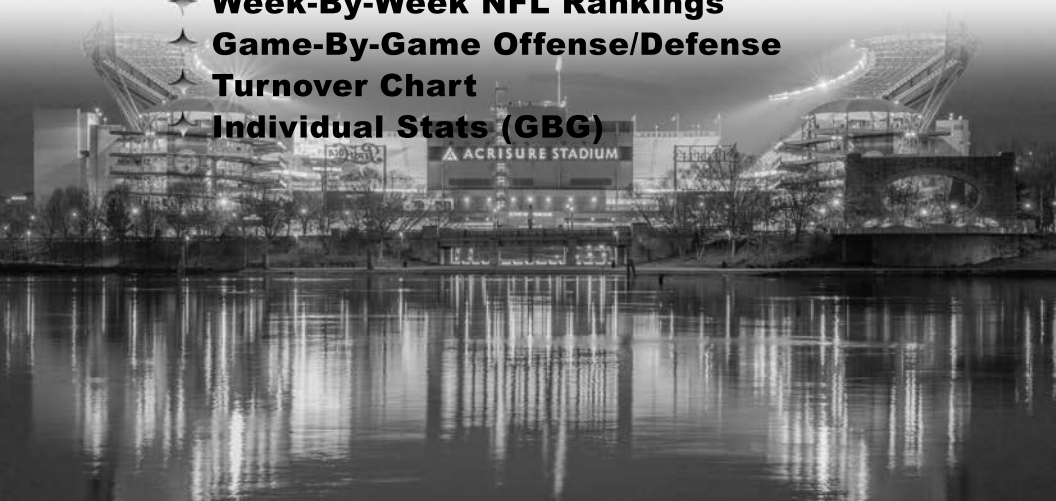
2017 GAME-BY-GAME REGULAR-SEASON STATISTICS (STEELERS)

DATE	OPPONENT	P/S	TACKLES								INTERCEPTIONS				O. FUMB				ST				MISC				W/L	SCORE	
			TK	S	A	SK	YDS	TFL	YDS	QBH	NO	YDS	LG	TD	PD	FF	FR	TD	YDS	TK	S	A	FF	FR	S	A			
09/10	at Browns	S	6	5	1	2.0	11.0	2	1	11	2	1	17	17	0	1	0	0	0	0	1	1	0	0	0	0	0	W	21-18
09/17	Vikings	S	2	0	2	0.0	0.0	0	0	0	0	0	0	0	1	0	0	0	0	0	0	0	0	0	0	0	W	26-9	
09/24	at Bears	S	INACTIVE																									L	17-23+
10/01	at Ravens	S	4	4	0	0.0	0.0	1	3	0	0	0	0	0	1	0	0	0	0	0	0	0	0	0	0	0	W	26-9	
10/08	Jaguars	S	6	5	1	1.0	3.0	2	5	1	0	0	0	0	0	0	0	0	0	0	0	0	0	0	0	0	L	9-30	
10/15	at Chiefs	S	1	1	0	0.0	0.0	0	0	0	0	0	0	0	0	0	0	0	0	0	0	0	0	0	0	0	W	19-13	
10/22	Bengals	S	6	5	1	1.0	7.0	1	7	3	0	0	0	0	0	0	0	0	0	0	0	0	0	0	0	0	W	29-14	
10/29	at Lions	S	2	1	1	0.0	0.0	0	0	0	0	0	0	0	1	0	0	0	0	0	0	0	0	0	0	0	W	20-15	
11/12	at Colts	S	3	3	0	0.0	0.0	0	0	0	0	0	0	0	0	0	0	0	0	0	0	0	0	0	0	0	W	20-17	
11/16	Titans	S	1	0	1	0.0	0.0	0	0	0	0	0	0	0	1	0	0	0	1	0	1	0	0	0	0	0	W	40-17	
11/26	Packers	S	4	3	1	1.0	6.0	1	6	1	0	0	0	0	1	0	0	0	0	0	0	0	0	0	0	0	W	31-28	
12/04	at Bengals	S	1	0	1	0.0	0.0	0	0	0	0	0	0	0	0	0	0	0	0	0	0	0	0	0	0	0	W	23-20	
12/10	Ravens	S	4	4	0	1.0	8.0	1	4	3	0	0	0	0	0	1	0	0	0	0	0	0	0	0	0	0	W	39-38	
12/17	Patriots	S	2	2	0	0.0	0.0	0	0	0	0	0	0	0	0	0	0	0	0	0	0	0	0	0	0	0	L	24-27	
12/25	at Texans	S	2	0	2	0.0	0.0	0	0	0	0	0	0	0	1	0	0	0	0	0	0	0	0	0	0	0	W	34-6	
12/31	Browns	S	8	6	2	1.0	1.0	2	6	3	0	0	0	0	0	0	0	0	0	0	0	0	0	0	0	0	W	28-24	
2017 TOTALS		15-15	52	39	13	7.0	36.0	10	42	13	1	17	17	0	7	1	0	0	0	2	1	1	0	0	0	0	13-3		
+- Overtime																													



2022 Final Steelers Statistics

- ✦ **Statistics (Offense/Def./Spec. Teams)**
- ✦ **Starting Lineups, Player Participation**
- ✦ **Individual Single-Game Highs**
- ✦ **Big Games/Plays**
- ✦ **Big Plays (GBG)**
- ✦ **Opponent Big Plays (GBG)**
- ✦ **Big Returns/Opp. Big Returns**
- ✦ **Drive Charts**
- ✦ **Red-Zone Efficiency**
- ✦ **Yards Gained By Down**
- ✦ **Third/Fourth Down Efficiency**
- ✦ **Game by Game Defensive Stats**
- ✦ **Team Rankings**
- ✦ **Week-By-Week NFL Rankings**
- ✦ **Game-By-Game Offense/Defense**
- ✦ **Turnover Chart**
- ✦ **Individual Stats (GBG)**



PLAYING	RUSHING	YDS	AVG	LONG	TD
	N. Harris	272	3.84	38	7
	J. Warren	77	4.9	31	3
	K. Pickett	55	4.3	23	3
	B. Snell Jr.	20	4.5	16	1
	S. Sims	13	7.0	5.4	22
	C. Claypool	8	6.9	5.5	15
	G. Olczewski	8	3.9	4.9	18
	M. Trubisky	19	3.8	2.0	9
	A. McFarland Jr.	6	3.0	5.0	14
	C. Heyward	2	2.3	13.5	21
	D. Johnson	7	2.5	3.6	8
	G. Pickens	3	24	8.0	22
	D. Watt	9	2.1	2.3	4
	M. Allen	1	4.0	4	4
	TEAM	500	2,073	4.1	36
		442	1,838	4.2	44
OPPONENTS					7
* RECEIVING	TAR	NO	YDS	AVG	LONG

D. Johnson	147	86	882	10.3	37	0
P. Freemanth	63	98	732	11.6	57	2
G. Pickens	84	52	801	15.4	42	4
N. Harris	53	41	229	5.6	19	3
C. Claypool	50	32	311	9.7	26	1
J. Warren	33	28	214	7.6	26	0
Z. Gentry	19	19	132	6.9	32	0
S. Sims	23	14	104	7.4	28	0
C. Heyward	17	12	151	12.6	45	1
G. Olaszewski	7	5	53	10.6	31	0
D. Watt	5	5	11	2.2	5	0
M. Boykin	3	2	11	5.5	11	0
B. Snel, Jr.	2	2	17	8.5	11	0
A. McFarland Jr.	2	1	11	5.5	12	0
C. White	1	2	2	2.0	2	0
TEAM	548	364	3,661	10.1	57	12
OPPONENTS	523	332	4,066	12.2	98	29
* INTERCEPTIONS						
M. Fitzpatrick	6	94		34		1
L. Wallace	4	6	1.5	3		0
C. Sutton	3	26	8.7	26		0
D. Kazee	2	14	7.0	12		0
T. Watt	2	0	0.0	0		0
A. Maulet	1	12	12.0	12		0
J. Pierre	1	0	0.0	0		0
A. Witherspoon	1	0	0.0	0		0
TEAM	20	152	7.6	34		1
OPPONENTS	14	118	8.4	33		0
* FUMBLES						
	FUM	LST	FF	REC		TD
N. Harris	3	2	0	0		0
K. Pickett	4	1	0	0		0
G. Olaszewski	2	1	0	0		0
J. Pierre	1	1	0	1		0
M. Trubisky	0	0	0	1		0
J. Warren	1	0	0	1		0
S. Sims	3	0	0	0		0
C. Okonfor	0	0	0	1		0
M. Cole	1	0	0	0		0
K. Dotson	0	0	0	1		0

TEAM	16	5	0	9	0	0
OPPONENTS	14	3	0	4	0	0
* PUNTING	NO.	YDS.	AVG.	NET	TB	JK LG
P. Harvin III	69	3,072	44.5	41.1	5	20 69 0
TEAM	69	3,072	44.5	41.1	5	20 69 0
OPPONENTS	68	3,148	46.3	41.3	9	24 65 0
* PUNT RETURNS	RET	FC	YDS	AVG	LONG	TD
S. Sims	19	13	105	5.5	24	0
G. Olszewski	8	5	55	6.9	20	0
TEAM	27	18	160	5.9	24	0
OPPONENTS	24	22	137	5.7	16	0
* KICKOFF RETURNS	NO.	YDS	AVG	LONG	TD	
S. Sims	17	436	25.5	89	0	
G. Olszewski	3	44	15.3	27	0	
B. Snell, Jr.	3	30	10.0	15	0	
J. Pierre	1	0	0.0	0	0	
TEAM	24	510	21.3	89	0	
OPPONENTS	47	1,152	24.5	89	0	
* FIELD GOALS	1-10	20-30	30-40	40-50	50+	

C. Boswell	0/0	4/4	4/5	5/10	7/9
N. Sciba	0/0	1/1	1/1	0/0	0/0
M. Wright	0/0	1/1	5/6	5/6	1/1
TEAM	0/0	6/6	10/12	10/16	8/10
OPPONENTS	0/0	7/8	8/8	7/8	8/10

SACKS: A. Highsmith 14.5, C. Heyward 10.5, T. Watt 5.5, T. Edmunds 2.0, A. Maulet 2.0, L. Ogunjobi 1.5, M. Reed 1.0, R. Spillane 1.0, C. Davis 1.0, T. Alualu 0.5, C. Wormley 0.5, **TM** 40.0, **OPP** 38.0 **FUM/LOST:** K. Pickett 4/1, N. Harris 3/2, S. Sims 3/0, G. Olszewski 2/1, J. Pierre 1/1, J. Warren 1/0, D. Johnson 1/0, M. Cole 1/0, **TM** 16/5, **OPP** 14/3

2-Pt Conv: D. Johnson 2, G. Pickens 1, TM 3-3, OPP 1-2

2022 REGULAR SEASON PITTSBURGH STEELERS DEFENSIVE STATS (THROUGH WEEK 18)											
POS.	PLAYER	TKL.	AST.	TOTAL	TFL	SACKS/YDS.	PR	FR	FF	INT./YDS.	PD
LB	M. Jack	61	43	104	3	0.0/0.0	1	0	0	0/0	3
S	M. Fitzpatrick	56	40	96	1	0.0/0.0	1	0	0	6/94	11
LB	D. Bush	44	37	81	2	0.0/0.0	2	0	0	0/0	2
LB	R. Spillane	50	27	77	4	1.0/0.0	2	0	0	0/0	4
DT	C. Heyward	39	35	74	14	10.5/72.5	22	1	1	0/0	4
S	T. Edmunds	41	29	70	3	2.0/18.0	2	0	0	0/0	5
LB	A. Highsmith	38	25	63	12	14.5/118.0	20	0	5	0/0	1
CB	L. Wallace	33	15	48	0	0.0/0.0	0	0	0	4/6	13
DT	L. Ogunjobi	25	23	48	7	1.5/10.0	11	0	0	0/0	0
CB	A. Maulet	30	16	46	2	2.0/12.0	2	0	1	1/12	3
CB	C. Sutton	35	8	43	1	0.0/0.0	0	0	0	3/26	15
LB	T. Watt	27	12	39	8	5.5/37.5	12	0	1	2/0	5
DL	C. Wormley	13	16	29	3	0.5/3.0	1	1	1	0/0	0
DT	M. Adams Sr.	12	14	26	1	0.0/0.0	0	0	0	0/0	1
OLB	M. Reed	8	17	25	1	1.0/5.0	4	0	0	0/0	2
CB	A. Witherspoon	17	3	20	0	0.0/0.0	0	0	0	1/0	2
DB	T. Norwood	16	4	20	2	0.0/0.0	0	0	0	0/0	0
CB	J. Pierre	16	4	20	0	0.0/0.0	0	0	0	1/0	4
S	D. Kazez	11	8	19	0	0.0/0.0	0	0	0	2/14	2
DE	D. Leal	8	6	14	1	0.0/0.0	0	0	0	0/0	3
DE	T. Alualu	5	8	13	0	0.5/3.0	2	0	0	0/0	1
LB	M. Robinson	3	5	8	0	0.0/0.0	0	0	0	0/0	0
DT	I. Loudermilk	4	3	7	1	0.0/0.0	0	0	0	0/0	0
LB	J. Jones	3	4	7	0	0.0/0.0	0	0	0	0/0	1
DB	J. Jackson	5	1	6	0	0.0/0.0	0	1	0	0/0	0
S	E. Riley	2	1	3	0	0.0/0.0	0	0	0	0/0	0
LB	R. Anderson	1	0	1	1	0.0/0.0	0	0	0	0/0	0
DT	C. Davis	1	0	1	1	1.0/8.0	1	0	0	0/0	0
STEELERS TOTALS		604	404	1,008	68	40.0/287.0	83	3	9	20/152	82
OPP. TOTALS		687	461	1,148	74	38.0/250.0	86	3	6	14/118	83

Ast.=Assist, TFL=Tackle for a Loss, PR=Pressures, Int.=Interception, FR=Fumble Recovery, FF=Forced Fumble, PD=Pass Defense

2022 STEELERS SPECIAL TEAMS					DEFENSIVE STATS BY RANK									
POS.	PLAYER	TKL.	AST.	COMB.	SACKS		INTERCEPTIONS		TACKLES FOR LOSS		PASSES DEFENSED		PRESSURES	
					PLAYER	NO.	PLAYER	NO.	PLAYER	NO.	PLAYER	NO.	PLAYER	NO.
CB	Maulet, Arthur	8	5	13	A. Highsmith	14.5	M. Fitzpatrick	6	C. Heyward	14	C. Sutton	15	C. Heyward	22
LB	Allen, Marcus	8	4	12	C. Heyward	10.5	L. Wallace	4	A. Highsmith	12	L. Wallace	13	A. Highsmith	20
WR	Boykin, Miles	9	1	10	T. Watt	5.5	C. Sutton	3	T. Watt	8	M. Fitzpatrick	11	T. Watt	12
CB	Pierre, James	5	4	9	T. Edmunds	2.0	D. Kazez	2	L. Ogunjobi	7	T. Edmunds	5	L. Ogunjobi	11
TE/FB	Heyward, Connor	3	6	9	A. Maulet	2.0	T. Watt	2	R. Spillane	4	T. Watt	5	M. Reed	4
RB	Snell Jr., Benny	4	4	8	L. Ogunjobi	1.5	A. Maulet	1	T. Edmunds	3	C. Heyward	4	T. Alualu	2
FB	Watt, Derek	3	1	4	C. Davis	1.0	J. Pierre	1	M. Jack	3	J. Pierre	4	D. Bush	2
S	Killebrew, Miles	1	3	4	M. Reed	1.0	A. Witherspoon	1	C. Wormley	3	R. Spillane	4	T. Edmunds	2
LB	Jones, Jamir	3	0	3	R. Spillane	1.0			D. Bush	2	M. Jack	3	A. Maulet	2
RB	Warren, Jaylen	2	1	3	T. Alualu	0.5			A. Maulet	2	D. Leal	3	R. Spillane	2
DB	Norwood, Tre	1	2	3	C. Wormley	0.5			T. Norwood	2	A. Maulet	3	C. Davis	1
LB	Spillane, Robert	2	0	2					M. Adams Sr.	1	D. Bush	2	M. Fitzpatrick	1
K	Wright, Matthew	2	0	2					R. Anderson	1	D. Kazez	2	M. Jack	1
WR	Oliszewski, Gunner	1	1	2					C. Davis	1	M. Reed	2	C. Wormley	1
S	Riley, Elijah	1	1	2					M. Fitzpatrick	1	A. Witherspoon	2		
LS	Kuntz, Christian	1	0	1					D. Leal	1	M. Adams Sr.	1		
S	Kazez, Damontae	0	1	1					I. Loudermilk	1	T. Alualu	1		
LB	Robinson, Mark	0	1	1					M. Reed	1	A. Highsmith	1		
TOTALS		54	35	89					C. Sutton	1	J. Jones	1		

(AS OF JAN 24, 2023, 4:15 AM PST)									2022 : REGULAR SEASON								
PLAYER	TACKLES	SOLO	ASSISTS	FOR FUMBLES	FUMBLE REC	BLKD FG	BLKD PAT	BLKD PUNT									
Arthur Maulet	13	8	5	0	0	0	0	0									
Marcus Allen	12	8	4	0	0	0	0	0									
Miles Boykin	10	9	1	0	0	0	0	0									
Connor Heyward	9	3	6	0	0	0	0	0									
James Pierre	9	5	4	0	1	0	0	0									
Benny Snell Jr.	8	4	4	0	0	0	0	0									
Miles Killebrew	4	1	3	0	0	0	0	0									
Derek Watt	4	3	1	0	0	0	0	0									
Jamir Jones	3	3	0	0	0	0	0	0									
Tre Norwood	3	1	2	0	0	0	0	0									
Jaylen Warren	3	2	1	0	0	0	0	0									
Gunner Olszewski	2	1	1	0	0	0	0	0									
Elijah Riley	2	1	1	0	0	0	0	0									
Robert Spillane	2	2	0	0	0	0	0	0									
Matthew Wright	2	2	0	0	0	0	0	0									
Damontae Kazee	1	0	1	0	0	0	0	0									
Christian Kuntz	1	1	0	0	0	0	0	0									
Mark Robinson	1	0	1	0	0	0	0	0									
Minkah Fitzpatrick	0	0	0	0	0	0	0	1									
DeMarvin Leal	0	0	0	0	0	0	1	0									
Isaiahh Loudermilk	0	0	0	0	0	0	1	0									
Steven Sims	0	0	0	0	0	3	0	0									
2022 TOTALS	89	54	35	0	4	2	1	0									

2022 REGULAR SEASON																		
OFFENSE																		
DATE	OPPONENT	WR	LT	LG	C	RG	RT	T	TE	RB	QB	WR	WR	TE	FB			
9/11	at Cincinnati	G. Pickens	D. Moore Jr.	K. Dotson	M. Cole	J. Daniels	C. Okorafor	--	P. Freiermuth	N. Harris	M. Trubisky	C. Claypool	D. Johnson	--	--			
9/18	New England	--	D. Moore Jr.	K. Dotson	M. Cole	J. Daniels	C. Okorafor	--	P. Freiermuth	N. Harris	M. Trubisky	C. Claypool	D. Johnson	Z. Gentry	--			
9/22	at Cleveland	--	D. Moore Jr.	K. Dotson	M. Cole	J. Daniels	C. Okorafor	--	P. Freiermuth	N. Harris	M. Trubisky	C. Claypool	D. Johnson	Z. Gentry	--			
10/2	N.Y. Jets	G. Pickens	D. Moore Jr.	K. Dotson	M. Cole	J. Daniels	C. Okorafor	--	P. Freiermuth	N. Harris	M. Trubisky	C. Claypool	D. Johnson	--	--			
10/9	at Buffalo	--	D. Moore Jr.	K. Dotson	M. Cole	J. Daniels	C. Okorafor	--	Z. Gentry	N. Harris	K. Pickett	C. Claypool	D. Johnson	--	D. Watt			
10/16	Tampa Bay	G. Pickens	D. Moore Jr.	K. Dotson	M. Cole	J. Daniels	C. Okorafor	--	Z. Gentry	N. Harris	K. Pickett	C. Claypool	D. Johnson	--	--			
10/23	at Miami	--	D. Moore Jr.	K. Dotson	M. Cole	J. Daniels	C. Okorafor	--	Z. Gentry	N. Harris	K. Pickett	C. Claypool	D. Johnson	--	D. Watt			
10/30	at Philadelphia	G. Pickens	D. Moore Jr.	K. Dotson	M. Cole	J. Daniels	C. Okorafor	--	Z. Gentry	N. Harris	K. Pickett	C. Claypool	D. Johnson	--	--			
11/13	New Orleans	G. Pickens	D. Moore Jr.	K. Dotson	M. Cole	J. Daniels	C. Okorafor	--	P. Freiermuth	N. Harris	K. Pickett	S. Sims	D. Johnson	--	--			
11/20	Cincinnati	G. Pickens	D. Moore Jr.	K. Dotson	M. Cole	J. Daniels	C. Okorafor	--	Z. Gentry	N. Harris	K. Pickett	--	D. Johnson	--	D. Watt			
11/28	at Indianapolis	C. White	D. Moore Jr.	K. Dotson	M. Cole	J. Daniels	C. Okorafor	--	Z. Gentry	N. Harris	K. Pickett	G. Olszewski	D. Johnson	--	--			
12/4	at Atlanta	G. Pickens	D. Moore Jr.	K. Dotson	M. Cole	J. Daniels	C. Okorafor	--	P. Freiermuth	N. Harris	K. Pickett	--	D. Johnson	--	Z. Gentry			
12/11	Baltimore	G. Pickens	D. Moore Jr.	K. Dotson	M. Cole	J. Daniels	C. Okorafor	--	P. Freiermuth	N. Harris	K. Pickett	--	D. Johnson	--	Z. Gentry			
12/18	at Carolina	G. Pickens	D. Moore Jr.	K. Dotson	M. Cole	J. Daniels	C. Okorafor	--	Z. Gentry	N. Harris	M. Trubisky	G. Olszewski	D. Johnson	--	--			
12/24	Las Vegas	G. Pickens	D. Moore Jr.	K. Dotson	M. Cole	J. Daniels	C. Okorafor	--	P. Freiermuth	N. Harris	K. Pickett	M. Boykin	D. Johnson	--	--			
1/1	at Baltimore	D. Johnson	D. Moore Jr.	K. Dotson	M. Cole	J. Daniels	C. Okorafor	--	Z. Gentry	N. Harris	K. Pickett	S. Sims	G. Pickens	--	--			
1/8	Cleveland	D. Johnson	D. Moore Jr.	K. Dotson	M. Cole	J. Daniels	C. Okorafor	T. Scott	Z. Gentry	N. Harris	K. Pickett	--	G. Pickens	--	--			

2022 REGULAR SEASON																		
DEFENSE																		
DATE	OPPONENT	DE	DT	DE	NT	DL	LOLB	ILB	ROLB	LCB	FS	SS	RCB	HICKEL	S			
9/11	at Cincinnati	--	C. Heyward	--	--	L. Ogunjobi	T. Watt	D. Bush	M. Jack	A. Highsmith	A. Witherspoon	M. Fitzpatrick	T. Edmunds	C. Sutton	T. Norwood	--		
9/18	New England	--	C. Heyward	--	T. Alualu	L. Ogunjobi	--	D. Bush	M. Jack	A. Highsmith	A. Witherspoon	M. Fitzpatrick	T. Edmunds	C. Sutton	A. Maullet	--		
9/22	at Cleveland	--	C. Heyward	--	T. Alualu	L. Ogunjobi	M. Reed	D. Bush	M. Jack	A. Highsmith	A. Witherspoon	M. Fitzpatrick	T. Edmunds	C. Sutton	--	--		
10/2	N.Y. Jets	--	C. Heyward	--	M. Adams Sr.	L. Ogunjobi	M. Reed	D. Bush	M. Jack	A. Highsmith	L. Wallace	M. Fitzpatrick	T. Edmunds	C. Sutton	--	--		
10/9	at Buffalo	--	C. Heyward	--	--	L. Ogunjobi	D. Leal	D. Bush	M. Jack	A. Highsmith	L. Wallace	M. Fitzpatrick	T. Norwood	C. Sutton	A. Maullet	--		
10/16	Tampa Bay	--	C. Heyward	--	I. Loudermilk	L. Ogunjobi	--	D. Bush	M. Jack	A. Highsmith	J. Pierre	T. Norwood	T. Edmunds	J. Jackson	A. Maullet	--		
10/23	at Miami	--	C. Heyward	--	I. Loudermilk	L. Ogunjobi	--	D. Bush	M. Jack	A. Highsmith	L. Wallace	M. Fitzpatrick	T. Edmunds	J. Pierre	A. Maullet	--		
10/30	at Philadelphia	--	C. Heyward	--	C. Wormley	--	D. Bush	M. Jack	A. Highsmith	A. Witherspoon	M. Fitzpatrick	T. Edmunds	C. Sutton	A. Maullet	--	--		
11/13	New Orleans	--	C. Heyward	--	M. Adams Sr.	L. Ogunjobi	T. Watt	D. Bush	R. Spillane	A. Highsmith	L. Wallace	D. Kazez	T. Edmunds	C. Sutton	--	--		
11/20	Cincinnati	--	C. Heyward	--	--	L. Ogunjobi	T. Watt	D. Bush	M. Jack	A. Highsmith	L. Wallace	M. Fitzpatrick	T. Edmunds	C. Sutton	A. Maullet	--		
11/28	at Indianapolis	--	C. Heyward	--	M. Adams Sr.	L. Ogunjobi	T. Watt	D. Bush	M. Jack	A. Highsmith	L. Wallace	M. Fitzpatrick	T. Edmunds	C. Sutton	A. Maullet	--		
12/4	at Atlanta	--	C. Heyward	--	M. Adams Sr.	L. Ogunjobi	T. Watt	D. Bush	M. Jack	A. Highsmith	--	M. Fitzpatrick	T. Edmunds	C. Sutton	D. Kazez	--		
12/11	Baltimore	--	C. Heyward	--	M. Adams Sr.	L. Ogunjobi	T. Watt	D. Bush	M. Jack	A. Highsmith	--	M. Fitzpatrick	T. Edmunds	C. Sutton	--	D. Kazez		
12/18	at Carolina	--	C. Heyward	--	M. Adams Sr.	L. Ogunjobi	T. Watt	D. Bush	R. Spillane	A. Highsmith	L. Wallace	M. Fitzpatrick	T. Edmunds	C. Sutton	--	--		
12/24	Las Vegas	--	C. Heyward	--	M. Adams Sr.	L. Ogunjobi	T. Watt	R. Spillane	M. Jack	A. Highsmith	--	M. Fitzpatrick	D. Kazez	C. Sutton	--	--		
1/1	at Baltimore	L. Ogunjobi	C. Heyward	D. Leal	M. Adams Sr.	--	T. Watt	R. Spillane	M. Robinson	A. Highsmith	--	M. Fitzpatrick	T. Edmunds	C. Sutton	--	--		
1/8	Cleveland	L. Ogunjobi	C. Heyward	--	M. Adams Sr.	--	T. Watt	R. Spillane	M. Robinson	A. Highsmith	L. Wallace	M. Fitzpatrick	T. Edmunds	C. Sutton	--	--		

Rookies underlined.

2022 REGULAR SEASON PITTSBURGH STEELERS PLAYER PARTICIPATION																																	
PLAYERS	@ CIN	NE	@ CLE	NYJ	@ BUF	TB	@ MIA	@ PHI	NO	CIN	@ IND	@ ATL	BAL	@ CAR	LV	@ BAL	CLE	GP	GS	DNP	IN												
Montravius Adams Sr.	P	P	P	NT	P	P	P	NT	P	NT	P	NT	NT	NT	NT	NT	NT	17/72	9/16	0	0												
Marcus Allen	P	P	P	P	P	P	P	P	P	P	P	P	P	P	P	P	IR	15/48	0/3	0	0												
Tyson Alualu	P	NT	NT	P	P	P	P	P	P	P	P	P	P	P	P	P	P	17/191	2/113	0	0												
David Anenih	^	^	SI	SI	Active	PS	PS	PS	PS	PS	PS	PS	PS	PS	PS	PS	PS	0/0	0/0	0	2												
Chris Boswell	P	P	P	P	P	P	P	SI	Active	IR	IR	IR	P	P	P	P	P	12/116	0/0	0	1												
Miles Boykin	P	P	P	P	P	P	P	P	P	P	SI	P	P	P	WR	P	P	16/56	1/25	0	1												
Devin Bush	LILB	LILB	LILB	LILB	LILB	LILB	LILB	LILB	LILB	LILB	LILB	LILB	LILB	LILB	LILB	P	P	17/52	14/48	0	0												
Mason Cole	C	C	C	C	C	C	C	C	C	C	C	C	C	C	C	C	C	17/77	17/56	0	0												
Tae Crowder	^	^	^	^	^	^	^	^	^	^	^	^	^	^	^	^	SI	0/41	0/31	0	2												
James Daniels	RG	RG	RG	RG	RG	RG	RG	RG	RG	RG	RG	RG	RG	RG	RG	RG	RG	17/71	17/65	0	0												
Carlos Davis	PS	PS	PS	PS	PS	PS	PS	P	PS	PS	PS	PS	PS	PS	PS	PS	PS	1/12	0/0	0	0												
Jesse Davis	^	X	X	P	P	P	P	P	P	P	P	P	P	P	P	P	P	14/93	0/71	2	0												
Duke Dawson	NOT	NOT	NOT	NOT	PS	PS	PS	PS	PS	PS	PS	PS	PS	PS	PS	PS	PS	0/26	0/4	0	0												
Kevin Dotson	LG	LG	LG	LG	LG	LG	LG	LG	LG	LG	LG	LG	LG	LG	LG	LG	LG	17/39	17/30	0	0												
William Dunkle	PS	PS	PS	PS	PS	PS	PS	PS	PS	PS	PS	PS	PS	PS	PS	PS	PS	0/0	0/0	0	0												
Terrell Edmunds	SS	SS	SS	SS	SI	SS	SS	SS	SS	SS	SS	SS	SS	SS	SI	SS	SS	15/79	15/75	0	2												
Emeke Egbule	^	^	^	^	^	^	^	^	^	^	^	^	PS	PS	PS	PS	PS	0/32	0/0	0	0												
Minkah Fitzpatrick	FS	FS	FS	FS	FS	SI	FS	FS	SI	FS	FS	FS	FS	FS	FS	FS	FS	15/79	15/74	0	2												
Pat Freiermuth	TE	TE	TE	TE	P	SI	P	P	P	TE	P	TE	TE	P	TE	P	P	16/32	8/17	0	1												
Zach Gentry	P	TE	TE	P	TE	TE	TE	TE	P	TE	TE	TE	TE	TE	P	TE	TE	17/40	13/26	0	0												
Kendrick Green	SI	SI	SI	SI	SI	SI	SI	SI	SI	SI	SI	SI	SI	SI	SI	SI	SI	0/15	0/15	0	17												
Joe Haeg	^	^	SI	^	^	^	^	^	^	^	^	^	^	^	^	^	IR	0/79	0/40	0	1												
Najee Harris	RB	RB	RB	RB	RB	RB	RB	RB	RB	RB	RB	RB	RB	RB	RB	RB	RB	17/34	17/34	0	0												
Presley Harvin III	P	P	P	P	P	P	P	P	P	P	P	P	P	P	P	P	P	17/32	0/0	0	0												
J.C. Hassenauer	P	P	P	P	P	P	P	P	P	P	P	P	P	P	P	P	P	17/45	0/7	0	0												
Cameron Heyward	DT	DT	DT	DT	DT	DT	DT	DT	DT	DT	DT	DT	DT	DT	DT	DT	DT	17/183	17/148	0	0												
Connor Heyward	P	P	P	P	P	P	P	P	P	P	P	P	P	P	P	P	P	17/17	0/0	0	0												
Alex Highsmith	ROLB	ROLB	ROLB	ROLB	ROLB	ROLB	ROLB	ROLB	ROLB	ROLB	ROLB	ROLB	ROLB	ROLB	ROLB	ROLB	ROLB	17/49	17/38	0	0												
Jason Huntley	^	PS	PS	PS	PS	^	PS	PS	PS	PS	PS	PS	PS	PS	PS	PS	PS	0/1	0/0	0	0												
Myles Jack	RILB	RILB	RILB	RILB	RILB	RILB	RILB	RILB	X	RILB	RILB	RILB	RILB	RILB	RILB	P	P	15/104	13/96	1	1												
Diontae Johnson	WR	WR	WR	WR	WR	WR	WR	WR	WR	WR	WR	WR	WR	WR	WR	WR	WR	17/64	17/56	0	0												
Karl Joseph	IR	IR	IR	IR	IR	IR	IR	IR	IR	IR	IR	IR	IR	IR	IR	IR	IR	0/65	0/49	0	0												
Damontae Kazee	IR	IR	IR	IR	IR	IR	IR	IR	S	P	P	FS	FS	P	FS	P	P	9/78	4/53	0	0												
Miles Killebrew	P	P	P	P	P	P	P	P	P	P	P	P	P	P	P	P	P	17/112	0/4	0	0												
Christian Kuntz	P	P	P	P	P	P	P	P	P	P	P	P	P	P	P	P	P	17/34	0/0	0	0												
DeMarvin Leal	P	P	P	P	DT	IR	IR	IR	IR	IR	IR	P	P	P	P	DT	P	11/11	2/2	0	0												
John Legue	PS	PS	PS	PS	PS	PS	PS	PS	PS	PS	PS	PS	PS	PS	PS	PS	PS	0/6	0/5	0	0												
Isaiah Lohndorf	SI	SI	SI	SI	SI	DT	DT	DT	P	P	P	SI	P	P	P	P	P	11/26	3/5	0	6												
Arthur Maulet	P	LB	P	P	LB	LB	LB	LB	P	LB	P	P	P	P	P	P	P	17/67	6/20	0	0												
Anthony McFarland Jr.	PS	PS	PS	PS	PS	PS	PS	PS	PS	PS	P	PS	PS	PS	PS	PS	PS	1/14	0/0	0	0												
Anthony Miller	IR	IR	IR	IR	IR	IR	IR	IR	IR	IR	IR	IR	IR	IR	IR	IR	IR	0/49	0/17	0	0												
Dan Moore Jr.	LT	LT	LT	LT	LT	LT	LT	LT	LT	LT	LT	LT	LT	LT	LT	LT	LT	17/33	17/33	0	0												
Tre Norwood	FS	P	P	P	FS	FS	P	P	P	P	P	P	P	P	P	P	SI	15/32	3/6	0	2												
Larry Ogunjobi	DE	DE	DE	DE	DE	DE	DE	SI	DE	DE	DE	DE	DE	DE	DE	DE	DE	16/92	16/79	0	1												
Chukwuma Okorafor	RT	RT	RT	RT	RT	RT	RT	RT	RT	RT	RT	RT	RT	RT	RT	RT	RT	17/63	17/52	0	0												
Gunner Olszewski	P	P	P	P	SI	P	P	P	P	P	WR	P	P	WR	P	P	P	16/53	2/4	0	1												
George Pickens	WR	P	P	WR	P	WR	P	WR	WR	WR	P	WR	WR	WR	WR	WR	WR	17/17	12/12	0	0												
Kenny Pickett	X	X	X	P	QB	QB	QB	QB	QB	QB	QB	QB	QB	SI	QB	QB	QB	13/13	12/12	3	1												
James Pierre	P	P	P	P	P	LCB	LCB	P	P	P	P	P	P	P	P	P	P	17/50	2/6	0	0												
Carlins Platel	IR	IR	IR	IR	IR	IR	IR	IR	IR	IR	IR	IR	IR	IR	IR	IR	IR	0/0	0/0	0	0												
Malik Reed	^	P	LOLB	LOLB	P	P	P	P	P	P	P	P	SI	P	P	P	SI	13/58	2/36	0	3												
Elijah Riley	PS	PS	PS	PS	X	P	PS	PS	SI	PS	PS	PS	PS	PS	PS	P	P	4/17	0/7	1	1												
Mark Robinson	SI	SI	SI	SI	P	SI	SI	SI	SI	X	SI	SI	X	SI	P	SI	RILB	4/4	2/2	1	12												
Mason Rudolph	SI	SI	SI	SI	SI	SI	SI	SI	SI	SI	SI	SI	SI	X	SI	SI	SI	0/17	0/10	1	16												
Trent Scott	P	X	X	X	X	P	X	P	P	X	X	P	X	P	P	X	LT	8/61	1/20	9	0												
Steven Sims	SI	SI	SI	SI	P	SI	P	WR	P	P	P	P	P	P	P	WR	P	12/41	2/6	0	5												
Benny Snell Jr.	P	P	P	P	P	P	P	P	P	P	P	P	P	P	P	P	P	17/63	0/5	0	0												
Robert Spillane	P	P	P	P	P	P	P	P	LILB	P	SI	P	P	LILB	LILB	LILB	LILB	16/52	5/16	0	1												
Cameron Sutton	RCB	RCB	RCB	RCB	RCB	SI	P	RCB	RCB	RCB	RCB	RCB	RCB	RCB	RCB	RCB	RCB	16/84	15/39	0	1												
Mitch Trubisky	QB	QB	QB	QB	X	P	X	X	X	X	X	X	X	P	QB	QB	QB	X	7/64	5/55	10	0											
Levi Wallace	P	P	P	RCB	RCB	SI	RCB	SI	RCB	RCB	RCB	P	P	LCB	LCB	P	LCB	15/67	9/61	0	2												
Jaylen Warren	P	P	P	P	P	P	P	P	P	P	P	P	P	P	P	P	P	16/16	0/0	0	1												
Derek Watt	P	P	P	P	FB	P	FB	P	P	FB	P	P	P	P	P	P	P	17/110	3/20	0	0												
T.J. Watt	LOLB	IR	IR	IR	IR	IR	IR	IR	IR	LB	LOLB	LOLB	LOLB	LOLB	LOLB	LOLB	LOLB	10/87	10/87	0	0												
Cody White	PS	PS	PS	PS	PS	PS	PS	PS	PS	PS	WR	PS	PS	PS	PS	PS	PS	1/16	1/1	0	0												
Akhello Witherspoon	LCB	LCB	LCB	SI	SI	SI	LCB	SI	SI	SI	IR	IR	IR	IR	IR	IR	IR	4/60	4/39	0	7												
Chris Wormley	P	P	P	P	P	P	P	DE	P	P	P	P	P	IR	IR	IR	IR	13/80	1/31	0	0												
Renell Wren	^	PS	PS	PS	PS	PS	PS	PS	PS	PS	^	PS	PS	PS	PS	P	X	1/13	0/2	1	0												

LEGEND:
CAPS-Starter, P-Player was a substitution, SI-On Inactive List, X-Did Not Play (Non-injury), IR-Injured Reserve, PS-Practice Squad, NOT-Not on Roster, ^-With Other Team

INDIVIDUAL SINGLE-GAME HIGHS			OPPONENT	DATE
RUSHING				
Rushing Yards	111	Najee Harris	at Ravens	01/01
Rushing Attempts	24	Najee Harris	at Panthers	12/18
Rushing Average	6.4	Najee Harris	vs. Saints	11/13
Rushing Touchdowns	2	Najee Harris	vs. Bengals	11/20
		Kenny Pickett	vs. Jets	10/02
RECEIVING				
Pass Receptions	10	Diontae Johnson	at Panthers	12/18
Receiving Yards	102	George Pickens	vs. Jets	10/02
Touchdown Receptions	1	George Pickens	vs. Browns	01/08
		Najee Harris	at Ravens	01/01
		George Pickens	vs. Raiders	12/24
		Pat Freiermuth	vs. Ravens	12/11
		Connor Heyward	at Falcons	12/04
		George Pickens	vs. Bengals	11/20
		Derek Watt	at Eagles	10/30
		George Pickens	at Dolphins	10/23
		Chase Claypool	vs. Buccaneers	10/16
		Najee Harris	vs. Buccaneers	10/16
		Pat Freiermuth	vs. Patriots	09/18
		Najee Harris	at Bengals	09/11
PASSING				
Passes Attempted	52	Kenny Pickett	at Bills	10/09
Passes Completed	34	Kenny Pickett	at Bills	10/09
Completion Percentage	77.2	Mitch Trubisky	at Panthers	12/18
Passing Yards	327	Kenny Pickett	at Bills	10/09
Yards Per Attempt	12.0	Mitch Trubisky	vs. Buccaneers	10/16
Touchdown Passes	1	Kenny Pickett	vs. Browns	01/08
		Kenny Pickett	at Ravens	01/01
		Kenny Pickett	vs. Raiders	12/24
		Mitch Trubisky	vs. Ravens	12/11
		Kenny Pickett	at Falcons	12/04
		Kenny Pickett	vs. Bengals	11/20
		Chase Claypool	at Eagles	10/30
		Kenny Pickett	at Dolphins	10/23
		Kenny Pickett	vs. Buccaneers	10/16
		Mitch Trubisky	vs. Buccaneers	10/16
		Mitch Trubisky	vs. Patriots	09/18
		Mitch Trubisky	at Bengals	09/11
Interceptions Thrown	3	Mitch Trubisky	vs. Ravens	12/11
		Kenny Pickett	at Dolphins	10/23
		Kenny Pickett	vs. Jets	10/02
PUNT RETURNS				
Punt Returns	3	Steven Sims	vs. Browns	01/08
		Steven Sims	at Colts	11/28
		Gunner Olszewski	at Dolphins	10/23
		Steven Sims	vs. Buccaneers	10/16
		Gunner Olszewski	vs. Jets	10/02
Punt Return Yards	23	Steven Sims	vs. Buccaneers	10/16
KICKOFF RETURNS				
Kickoff Returns	7	Steven Sims	vs. Bengals	11/20
Kickoff Return Yards	154	Steven Sims	vs. Bengals	11/20
PUNTS				
Punts	8	Pressley Harvin III	at Bengals	09/11
Punts Inside the 20	2	Pressley Harvin III	at Colts	11/28
		Pressley Harvin III	vs. Bengals	11/20
		Pressley Harvin III	vs. Saints	11/13
		Pressley Harvin III	at Dolphins	10/23
		Pressley Harvin III	vs. Buccaneers	10/16
		Pressley Harvin III	vs. Jets	10/02
Punting Average	51.5	Pressley Harvin III	vs. Patriots	09/18
INTERCEPTIONS				
Interceptions Made	1	Damontae Kazee	vs. Browns	01/08
		Levi Wallace	vs. Browns	01/08
		Minkah Fitzpatrick	at Ravens	01/01
		Minkah Fitzpatrick	vs. Raiders	12/24
		Arthur Maulet	vs. Raiders	12/24
		Cameron Sutton	vs. Raiders	12/24
		Minkah Fitzpatrick	at Falcons	12/04
		James Pierre	at Colts	11/28
		Levi Wallace	vs. Bengals	11/20
		T.J. Watt	vs. Bengals	11/20
		Damontae Kazee	vs. Saints	11/13
		Levi Wallace	vs. Saints	11/13
		Levi Wallace	at Bills	10/09
		Minkah Fitzpatrick	vs. Jets	10/02
		Cameron Sutton	vs. Jets	10/02
		Minkah Fitzpatrick	vs. Patriots	09/18
		Minkah Fitzpatrick	at Bengals	09/11
		Cameron Sutton	at Bengals	09/11
		T.J. Watt	at Bengals	09/11
		Ahkello Witherspoon	at Bengals	09/11
INT Return Yards	34			
TACKLES				
Tackles	14	Minkah Fitzpatrick	at Bengals	09/11
Sacks	3.0	Alex Highsmith	at Bengals	09/11
SCORING				
Touchdowns	2	Najee Harris	vs. Bengals	11/20
		Kenny Pickett	vs. Jets	10/02
Field Goals Attempted	4	Chris Boswell	at Ravens	01/01
		Chris Boswell	vs. Raiders	12/24
		Matthew Wright	at Falcons	12/04
		Matthew Wright	vs. Saints	11/13
		Chris Boswell	at Bengals	09/11
Field Goals Made	4	Matthew Wright	at Falcons	12/04
MISC. YARDS				
Yards From Scrimmage	123	Najee Harris	at Ravens	01/01
Combined Net Yards	170	Steven Sims	vs. Bengals	11/20
LONGEST PLAYS			OPPONENT	DATE
RUSHING				

Run From Scrimmage	36	Najee Harris	vs. Saints	11/13
Touchdown Run	19	Najee Harris	vs. Bengals	11/20
RECEIVING				
Pass Reception	57	Pat Freiermuth	at Falcons	12/04
Touchdown Reception	31	George Pickens	vs. Browns	01/08
PASSING				
Passing Long	57	Kenny Pickett	at Falcons	12/04
Touchdown Pass Long	31	Kenny Pickett	vs. Browns	01/08
RETURNS				
Punt Return	24	Steven Sims	vs. Buccaneers	10/16
Kickoff Return	89	Steven Sims	vs. Buccaneers	10/16
Interception Return	34	Minkah Fitzpatrick	vs. Jets	10/02
Longest INT Return for TD	31	Minkah Fitzpatrick	at Bengals	09/11
KICKING				
Punt	69	Pressley Harvin III	at Bills	10/09
		Pressley Harvin III	vs. Patriots	09/18
Field Goal	59	Chris Boswell	vs. Jets	10/02
Field Goal Attempt	59	Chris Boswell	vs. Jets	10/02

OPPONENT SINGLE-GAME HIGHS

OPPONENT

DATE

RUSHING				
Rushing Yards	120	J.K. Dobbins	vs. Ravens	12/11
Rushing Attempts	27	Joe Mixon	at Bengals	09/11
Rushing Average	8.7	Miles Sanders	at Eagles	10/30
Rushing Touchdowns	1	J.K. Dobbins	vs. Ravens	12/11
		Jonathan Taylor	at Colts	11/28
		Miles Sanders	at Eagles	10/30
		James Cook	at Bills	10/09
		Breece Hall	vs. Jets	10/02
		Nick Chubb	at Browns	09/22
		Damien Harris	vs. Patriots	09/18

RECEIVING				
Pass Receptions	10	Ja'Marr Chase	at Bengals	09/11
Receiving Yards	171	Gabe Davis	at Bills	10/09
Touchdown Receptions	3	Samaje Perine	vs. Bengals	11/20
		A.J. Brown	at Eagles	10/30

PASSING				
Passes Attempted	53	Joe Burrow	at Bengals	09/11
Passes Completed	33	Joe Burrow	at Bengals	09/11
Completion Percentage	67.8	Jalen Hurts	at Eagles	10/30
Passing Yards	424	Josh Allen	at Bills	10/09
Yards Per Attempt	13.7	Josh Allen	at Bills	10/09
Touchdown Passes	4	Joe Burrow	vs. Bengals	11/20
		Jalen Hurts	at Eagles	10/30
		Josh Allen	at Bills	10/09
Interceptions Thrown	4	Joe Burrow	at Bengals	09/11

PUNT RETURNS				
Punt Returns	5	Trent Taylor	at Bengals	09/11
Punt Return Yards	31	Trent Taylor	at Bengals	09/11

KICKOFF RETURNS				
Kickoff Returns	5	Jerome Ford	vs. Browns	01/08
		Trayveon Williams	vs. Bengals	11/20
Kickoff Return Yards	124	Trayveon Williams	vs. Bengals	11/20

PUNTS				
Punts	6	Thomas Morstead	at Dolphins	10/23
Punts Inside the 20	4	Thomas Morstead	at Dolphins	10/23
Punting Average	55.0	Sam Martin	at Bills	10/09

INTERCEPTIONS				
Interceptions Made	2	Lamarcus Joyner	vs. Jets	10/02
INT Return Yards	33	Jevon Holland	at Dolphins	10/23

TACKLES				
Tackles	15	Rashaan Evans	at Falcons	12/04
Sacks	2.0	Yannick Ngakoue	at Colts	11/28
		Trey Hendrickson	vs. Bengals	11/20
		Javon Hargrave	at Eagles	10/30

SCORING				
Touchdowns	3	Samaje Perine	vs. Bengals	11/20
		A.J. Brown	at Eagles	10/30
Field Goals Attempted	4	Ryan Succop	vs. Buccaneers	10/16
Field Goals Made	4	Ryan Succop	vs. Buccaneers	10/16

MISC. YARDS				
Yards From Scrimmage	171	Gabe Davis	at Bills	10/09
Combined Net Yards	171	Gabe Davis	at Bills	10/09

OPPONENTS LONGEST PLAYS

OPPONENT

DATE

RUSHING				
Run From Scrimmage	44	J.K. Dobbins	vs. Ravens	12/11
Touchdown Run	24	James Cook	at Bills	10/09

RECEIVING				
Pass Reception	98	Gabe Davis	at Bills	10/09
Touchdown Reception	98	Gabe Davis	at Bills	10/09

PASSING				
Passing Long	98	Josh Allen	at Bills	10/09
Touchdown Pass Long	98	Josh Allen	at Bills	10/09

RETURNS				
Longest Opponent's Fumble Return	10	Avonte Maddox	at Eagles	10/30
Punt Return	16	Myles Bryant	vs. Patriots	09/18
Kickoff Return	89	Dallis Flowers	at Colts	11/28
Interception Return	33	Jevon Holland	at Dolphins	10/23

KICKING				
Punt	65	Drue Chrisman	vs. Bengals	11/20
Field Goal	59	Evan McPherson	at Bengals	09/11
Field Goal Attempt	59	Chase McLaughlin	at Colts	11/28
		Evan McPherson	at Bengals	09/11

2022 REGULAR SEASON BIG YARDAGE GAMES							
100-YARD PASS RECEIVERS							
DATE	OPPONENT	PLAYER	REC.	YDS.	AVG.	LG	TD
10/2	vs. Jets	George Pickens	6	102	17.0	27	0
100-YARD RUSHERS							
DATE	OPPONENT	PLAYER	ATT.	YDS.	AVG.	LG	TD
1/1	at Ravens	Najee Harris	22	111	5.0	15	0
300-YARD PASSERS							
DATE	OPPONENT	PLAYER	ATT.	YDS.	COMP.	LG	TD
10/9	at Bills	Kenny Pickett	52	327	34	29	0

2022 OPPONENTS BIG YARDAGE GAMES							
100-YARD PASS RECEIVERS							
DATE	OPPONENT	PLAYER	REC.	YDS.	AVG.	LG	TD
9/11	at Bengals	Ja'Marr Chase	10	129	12.9	24	1
9/18	vs. Patriots	Nelson Agholor	6	110	18.3	44T	1
9/22	at Browns	Amari Cooper	7	101	14.4	32	1
10/9	at Bills	Gabe Davis	3	171	57.0	98T	2
10/9	at Bills	Stefon Diggs	8	102	12.8	41	1
10/30	at Eagles	A.J. Brown	6	156	26.0	43	3
11/20	vs. Bengals	Tee Higgins	9	148	16.4	33	0
1/1	at Ravens	Mark Andrews	9	100	11.1	19	0
100-YARD RUSHERS							
DATE	OPPONENT	PLAYER	ATT.	YDS.	AVG.	LG	TD
9/22	at Browns	Nick Chubb	23	113	4.9	36	1
12/11	vs. Ravens	J.K. Dobbins	15	120	8.0	44	1
300-YARD PASSERS							
DATE	OPPONENT	PLAYER	ATT.	YDS.	COMP.	LG	TD
9/11	at Bengals	Joe Burrow	53	338	33	24	2
10/9	at Bills	Josh Allen	31	424	20	98T	4
11/20	vs. Bengals	Joe Burrow	39	355	24	33	4

2022 REGULAR SEASON - BIG PASS PLAYS (20+ YARDS)													
DATE	OPPONENT	QTR	STEELERS PLAYER	YDS.	DOWN	RESULT	QTR	OPP. PLAYER	YDS.	DOWN	RESULT		
09/11	at Cincinnati	1	M. Trubisky -> P. Freiermuth	31	1-10-CIN 34	Field Goal	2	J. Burrow -> J. Chase	21	1-10-CIN 35	Field Goal		
		2	M. Trubisky -> Z. Gentry	32	1-10-CIN 41	Touchdown	3	J. Burrow -> J. Chase	24	2-14-PIT 28	Touchdown		
		5	M. Trubisky -> D. Johnson	25	1-10-PIT 20	Missed FG	4	J. Burrow -> T. Boyd	22	2-8-CIN 38	Interception		
		5	M. Trubisky -> P. Freiermuth	26	3-1-PIT 29	Field Goal	5	J. Burrow -> H. Hurst	20	3-3-PIT 33	Missed FG		
09/18	New England	2	M. Trubisky -> G. Pickens	23	1-10-PIT 25	End Half	2	M. Jones -> J. Meyers	24	3-26-NE 18	Punt		
							2	M. Jones -> N. Agholor	44T	3-3-PIT 44	Touchdown		
							3	M. Jones -> N. Agholor	25	1-10-NE 17	Punt		
09/22	at Cleveland	1	M. Trubisky -> G. Pickens	36	2-3-PIT 46	Touchdown	3	J. Brissett -> A. Cooper	28	2-9-CLE 15	Field Goal		
		2	M. Trubisky -> C. Claypool	20	1-10-PIT 37	End Half	4	J. Brissett -> A. Cooper	32	3-1-CLE 29	Touchdown		
		4	M. Trubisky -> P. Freiermuth	26	1-10-PIT 33	Field Goal							
10/02	N.Y. Jets	2	M. Trubisky -> G. Pickens	26	2-16-PIT 19	Field Goal	1	Z. Wilson -> E. Moore	20	3-7-NYJ 33	Touchdown		
		2	M. Trubisky -> P. Freiermuth	24	1-10-PIT 15	Punt	2	Z. Wilson -> E. Moore	28	2-7-PIT 44	Touchdown		
		4	K. Pickett -> G. Pickens	26	3-3-PIT 43	Interception	2	Z. Wilson -> T. Conklin	26	2-10-NYJ 9	Punt		
		4	K. Pickett -> G. Pickens	27	1-10-PIT 25	Interception	4	Z. Wilson -> G. Wilson	35	3-6-NYJ 23	Touchdown		
10/09	at Buffalo						4	Z. Wilson -> C. Davis	22	4-7-PIT 39	Touchdown		
		2	K. Pickett -> G. Pickens	29	3-5-BUF 49	Missed FG	1	J. Allen -> G. Davis	98T	3-10-BUF 2	Touchdown		
		3	K. Pickett -> D. Johnson	23	1-10-PIT 25	Downs	1	J. Allen -> K. Shakir	31	2-10-BUF 35	Field Goal		
		3	K. Pickett -> C. Claypool	20	3-8-PIT 42	Missed FG	2	J. Allen -> I. Hodgins	26	3-4-BUF 8	Interception		
							2	J. Allen -> Q. Morris	26	3-11-BUF 33	Interception		
10/16	Tampa Bay						2	J. Allen -> G. Davis	62T	1-10-BUF 38	Touchdown		
							2	J. Allen -> K. Shakir	20	2-7-BUF 26	Touchdown		
							2	J. Allen -> K. Shakir	24T	3-5-PIT 24	Touchdown		
							4	J. Allen -> S. Diggs	41	1-10-BUF 35	Touchdown		
		4	M. Trubisky -> C. Heyward	45	3-6-PIT 44	Touchdown	1	T. Brady -> M. Evans	20	2-10-TB 41	Field Goal		
10/23	at Miami	4	M. Trubisky -> C. Claypool	26	3-11-PIT 36	End Game	1	T. Brady -> C. Godwin	22	2-15-TB 41	Field Goal		
							3	T. Brady -> C. Godwin	28	2-7-TB 42	Field Goal		
		2	K. Pickett -> G. Pickens	30	2-14-PIT 10	Touchdown	1	T. Tagovailoa -> J. Waddle	20	2-19-MIA 20	Touchdown		
10/30	at Philadelphia	4	K. Pickett -> P. Freiermuth	21	4-6-PIT 32	Interception	1	T. Tagovailoa -> J. Waddle	25	2-5-MIA 40	Field Goal		
							2	T. Tagovailoa -> T. Sherfield	32	1-10-MIA 15	Field Goal		
							2	T. Tagovailoa -> T. Hill	21	3-6-PIT 49	Field Goal		
							3	T. Tagovailoa -> J. Waddle	25	3-2-MIA 36	Downs		
		1	K. Pickett -> P. Freiermuth	21	2-7-PHI 39	Touchdown	1	J. Hurts -> A. Brown	39T	2-10-PIT 39	Touchdown		
11/13	New Orleans	3	K. Pickett -> C. Claypool	25	1-20-PIT 27	Field Goal	2	J. Hurts -> A. Brown	27T	3-8-PIT 27	Touchdown		
							2	J. Hurts -> A. Brown	29T	1-10-PIT 29	Touchdown		
							3	J. Hurts -> Z. Pascal	34T	1-10-PIT 34	Touchdown		
							4	J. Hurts -> A. Brown	43	1-10-PHI 46	Touchdown		
							4	G. Minshew -> Z. Pascal	23	3-3-PHI 19	End Game		
11/20	Cincinnati	3	K. Pickett -> D. Johnson	36	1-10-PIT 44	Field Goal	NONE						
		4	K. Pickett -> J. Warren	26	2-8-NO 42	Touchdown							
11/28	at Indianapolis	1	K. Pickett -> G. Pickens	22	2-5-PIT 40	Field Goal	1	J. Burrow -> H. Hurst	21	1-10-CIN 43	Field Goal		
		2	K. Pickett -> G. Pickens	24T	3-9-CIN 24	Touchdown	1	J. Burrow -> J. Mixon	24	2-9-CIN 46	Touchdown		
		2	K. Pickett -> P. Freiermuth	27	1-10-CIN 41	Field Goal	1	J. Burrow -> S. Perine	29T	2-9-PIT 29	Touchdown		
		4	K. Pickett -> G. Pickens	33	3-4-PIT 28	Punt	2	J. Burrow -> T. Higgins	24	3-4-CIN 14	Touchdown		
		4	K. Pickett -> G. Olszewski	31	1-10-CIN 40	Touchdown	3	J. Burrow -> T. Higgins	33	2-2-PIT 39	Touchdown		
12/04	at Atlanta						4	J. Burrow -> T. Boyd	27	1-10-CIN 7	Touchdown		
							4	J. Burrow -> T. Irwin	32	1-10-CIN 34	Touchdown		
		2	K. Pickett -> G. Pickens	35	1-10-PIT 21	Touchdown	3	M. Ryan -> J. Woods	28	3-6-PIT 35	Touchdown		
							4	M. Ryan -> M. Pittman Jr.	28	1-10-IND 7	Downs		
12/04	at Atlanta	2	K. Pickett -> P. Freiermuth	57	3-4-PIT 31	Touchdown	2	M. Mariota -> D. London	37	1-10-ATL 25	Field Goal		
		2	K. Pickett -> D. Johnson	20	1-10-PIT 25	Field Goal							
12/11	Baltimore	1	M. Trubisky -> G. Pickens	42	1-10-BAL 49	Touchdown	2	T. Huntley -> D. Robinson	23	1-10-BAL 49	Field Goal		
		2	M. Trubisky -> G. Pickens	25	1-10-PIT 36	Interception	2	T. Huntley -> D. Jackson	25	3-7-BAL 32	Field Goal		
		4	M. Trubisky -> D. Johnson	37	2-10-PIT 25	Touchdown							
12/18	at Carolina	2	M. Trubisky -> G. Pickens	38	3-4-PIT 44	Touchdown	1	S. Darnold -> T. Marshall Jr.	40	3-13-PIT 47	Touchdown		
							3	S. Darnold -> C. Hubbard	45	2-12-CAR 23	Field Goal		
							4	S. Darnold -> S. Smith	24	1-10-CAR 45	Field Goal		
							4	S. Darnold -> D. Moore	26	3-7-CAR 40	Field Goal		
12/24	Las Vegas	3	K. Pickett -> G. Pickens	25	3-5-PIT 40	Interception	2	D. Carr -> D. Waller	34	3-10-LV 44	Field Goal		
01/01	at Baltimore	4	K. Pickett -> D. Johnson	21	3-4-BAL 36	Field Goal	NONE						
		4	K. Pickett -> P. Freiermuth	20	1-10-PIT 30	Touchdown							
		4	K. Pickett -> S. Sims	28	1-10-50	Touchdown							
01/08	Cleveland	1	K. Pickett -> D. Johnson	32	3-8-CLE 34	Fumble	1	D. Watson -> D. Peoples-Jones	38	1-10-CLE 6	Punt		
		2	K. Pickett -> Z. Gentry	23	1-10-PIT 25	Touchdown	4	D. Watson -> A. Cooper	36	1-10-50	Touchdown		
		2	K. Pickett -> G. Pickens	31T	3-15-CLE 31	Touchdown							
		2	K. Pickett -> G. Pickens	24	2-10-PIT 44	Field Goal							
		4	K. Pickett -> C. Heyward	27	3-8-CLE 41	Touchdown							
TOTALS			44 - 1,246 (28.3), 2 TDs					55 - 1,661 (30.2), 9 TDs					

2022 REGULAR SEASON - BIG RUN PLAYS (10+ YARDS)											
DATE	OPPONENT	QTR	STEELERS PLAYER	YDS.	DOWN	RESULT	QTR	OPP. PLAYER	YDS.	DOWN	RESULT
09/11	at Cincinnati	2	Chase Claypool	15	2-7-PIT 44	Touchdown	2	Joe Mixon Joe Burrow	31	4-1-PIT 35	Field Goal
		4	Najee Harris	11	1-10-PIT 23	Punt			23	1-10-CIN 48	Downs
		5	Chase Claypool	12	1-10-PIT 45	Missed FG					
09/18	New England	3	Gunner Olszewski	18	2-10-PIT 39	Touchdown	4	Damien Harris	16	1-10-PIT 43	End Game
09/22	at Cleveland	1	Najee Harris	10	1-10-CLE 48	Missed FG	1	Nick Chubb	13	2-9-CLE 26	Punt
		2	Jaylen Warren	10	2-6-CLE 44	Touchdown	1	Nick Chubb	36	1-10-PIT 48	Touchdown
		2	Chase Claypool	11	2-9-CLE 26	Touchdown	2	Kareem Hunt	11	2-7- 50	Downs
		2	Najee Harris	10	1-10-CLE 15	Touchdown	4	Nick Chubb	16	1-10-PIT 39	Touchdown
10/02	N.Y. Jets	2	Jaylen Warren	14	2-7-PIT 48	Field Goal	2	Breece Hall	16	2-10-PIT 44	Interception
		2	Najee Harris	13	1-10-NYJ 38	Field Goal	4	Breece Hall	16	1-10-PIT 17	Touchdown
		3	Najee Harris	16	1-10-PIT 32	Touchdown					
10/09	at Buffalo	3	Kenny Pickett	10	2-10-BUF 24	Missed FG	1	Josh Allen	16	1-10-PIT 34	Field Goal
		4	Jaylen Warren	10	2-9-PIT 36	Downs	2	Devin Singletary	23	1-10-BUF 47	Touchdown
		4	Jaylen Warren	12	2-2-PIT 40	Downs	3	Josh Allen	21	3-4-BUF 45	Fumble
							4	James Cook	24T	1-10-PIT 24	Touchdown
10/16	Tampa Bay	1	Kenny Pickett	10	3-11-TB 21	Touchdown	1	Leonard Fournette	13	1-10-TB 28	Field Goal
		2	Najee Harris	14	2-4-PIT 25	Field Goal					
10/23	at Miami	2	Kenny Pickett	16	3-12-MIA 38	Touchdown	1	Raheem Mostert	12	1-10-PIT 35	Field Goal
		2	Najee Harris	12	1-10-MIA 22	Touchdown	1	Raheem Mostert	11	1-10-PIT 23	Field Goal
		3	Najee Harris	16	1-10-PIT 18	Punt	4	Raheem Mostert	12	2-1-MIA 24	Punt
10/30	at Philadelphia	1	Jaylen Warren	12	2-13-PIT 44	Touchdown	3	Miles Sanders	21	2-10-PHI 25	Touchdown
		1	Kenny Pickett	11	1-10-PHI 18	Touchdown	3	Miles Sanders	10	1-10-PIT 44	Touchdown
		2	Steven Sims	10	1-20-PIT 25	Field Goal	3	Miles Sanders	14	3-24-PHI 39	Punt
		3	Jaylen Warren	10	2-5-PHI 27	Field Goal	4	Miles Sanders	11T	1-10-PIT 11	Touchdown
		3	Najee Harris	18	1-10-PIT 24	Fumble					
		4	Steven Sims	11	2-9-PHI 47	Fumble					
		4	Jaylen Warren	19	2-16-PHI 42	Interception					
11/13	New Orleans	1	Najee Harris	36	2-3-PIT 44	Field Goal	2	Alvin Kamara	14	1-10-NO 34	Field Goal
		2	Kenny Pickett	12	1-10-PIT 29	End Half					
		3	Kenny Pickett	23	1-10-PIT 15	Missed FG					
		3	George Pickens	22	1-10-NO 43	Missed FG					
		3	Najee Harris	10	1-10-PIT 34	Field Goal					
11/20	Cincinnati	4	Jaylen Warren	21	3-8-PIT 39	End Game					
		2	Kenny Pickett	14	3-3-CIN 33	Touchdown	NONE				
		2	Najee Harris	19T	2-10-CIN 19	Touchdown					
11/28	at Indianapolis	4	Najee Harris	13	1-10-CIN 47	Punt					
		1	Anthony McFarland Jr.	14	2-10- 50	Field Goal	2	Jonathan Taylor	10	1-10-IND 25	Field Goal
		2	Najee Harris	16	1-10-IND 49	Field Goal	3	Jonathan Taylor	13	1-10-IND 43	Fumble
12/04	at Atlanta	4	Benny Snell Jr.	13	2-1-IND 37	Touchdown	4	Matt Ryan	14	2-17-PIT 40	Downs
		1	Steven Sims	10	2-7-PIT 31	Field Goal	2	Tyler Allgeier	20	1-10-ATL 26	Field Goal
		2	Najee Harris	13	2-4-ATL 40	Field Goal	3	Cordarrelle Patterson	11	1-10-ATL 41	Touchdown
		3	Najee Harris	14	1-10-PIT 45	Field Goal	3	Patterson Cordarrelle Patterson	22	1-10-PIT 48	Touchdown
12/11	Baltimore	1	Kenny Pickett	13	2-7-PIT 26	Punt	1	J.K. Dobbins	44	1-10-PIT 48	Touchdown
							2	Gus Edwards	16	1-10-BAL 41	Downs
							2	Tyler Huntley	11	2-16-PIT 49	Downs
							3	J.K. Dobbins	11	2-7-BAL 4	Punt
12/18	at Carolina	1	Najee Harris	10	2-7-PIT 48	Touchdown	4	J.K. Dobbins	14	1-10-PIT 46	Field Goal
12/24	Las Vegas	3	Steven Sims	22	3-1-PIT 40	Touchdown	NONE				
		1	Najee Harris	14	1-10-PIT 25	Missed FG	1	Josh Jacobs	11	1-10-PIT 49	Touchdown
		2	Jaylen Warren	13	2-6-PIT 48	Field Goal	2	Josh Jacobs	10	2-1-LV 34	Field Goal
01/01	at Baltimore		Connor Heyward	21	2-10-PIT 19	End Game					
		1	Jaylen Warren	31	2-9-BAL 44	Field Goal	1	Tyler Huntley	10	2-10-BAL 37	Field Goal
		3	Najee Harris	15	2-10-PIT 25	Field Goal	1	J.K. Dobbins	15	1-10-PIT 32	Field Goal
		4	Najee Harris	15	1-10-PIT 15	Field Goal	2	J.K. Dobbins	17	1-15-BAL 33	Touchdown
01/08	Cleveland						2	J.K. Dobbins	12	1-10-PIT 39	Touchdown
							3	J.K. Dobbins	22	1-10-BAL 25	Punt
		1	Steven Sims	16	2-10-PIT 29	Punt	1	Nick Chubb	11	1-10-CLE 5	Punt
		3	Jaylen Warren	22	2-5-PIT 30	Field Goal	2	Nick Chubb	12	3-1-PIT 22	Touchdown
		3	Najee Harris	11	1-10-CLE 25	Touchdown	3	Deshawn Watson	21	3-10-CLE 20	Interception
TOTALS							4	Nick Chubb	15	1-10-CLE 23	Touchdown
							4	Nick Chubb	11	2-9-CLE 39	Touchdown

53 - 784 (14.8), 1 TDS

45 - 733 (16.3), 2 TDS

		RUSHES				RECEPTIONS				RETURNS			
DATE	OPPONENT	GAIN	PLAYER	QTR	RESULT	GAIN	PLAYER	QTR	RESULT	GAIN	PLAYER	QTR	RESULT
09/11	at Cincinnati	15	Chase Claypool	2	TD	31	Pat Freiermuth	1	FG	31t	Minkah Fitzpatrick (INT)	1	INT
		11	Najee Harris	4	Punt	32	Zach Gentry	2	TD				
		12	Chase Claypool	5	Miss FG	25	Diontae Johnson	5	Miss FG				
						26	Pat Freiermuth	5	FG				
09/18	New England	18	Gunner Olszewski	3	TD	23	George Pickens	2	Half				
09/22	at Cleveland	10	Najee Harris	1	Miss FG	36	George Pickens	1	TD				
		10	Jaylen Warren	2'	TD	20	Chase Claypool	2	Half				
		11	Chase Claypool	2'	TD	26	Pat Freiermuth	4	FG				
		10	Najee Harris	2	TD								
10/02	N.Y. Jets	14	Jaylen Warren	2'	FG	26	George Pickens	2	FG	34	Minkah Fitzpatrick (INT)	3	INT
		13	Najee Harris	2'	FG	24	Pat Freiermuth	2	Punt				
		16	Najee Harris	3	TD	26	George Pickens	4	INT				
						27	George Pickens	4	INT				
10/09	at Buffalo	10	Kenny Pickett	3	Miss FG	29	George Pickens	2	Miss FG				
		10	Jaylen Warren	4	Downs	23	Diontae Johnson	3	Downs				
		12	Jaylen Warren	4	Downs	20	Chase Claypool	3	Miss FG				
10/16	Tampa Bay	10	Kenny Pickett	1	TD	45	Connor Heyward	4	TD	89	Steven Sims (KR)	3	FG
		14	Najee Harris	2	FG	26	Chase Claypool	4	Game				
10/23	at Miami	16	Kenny Pickett	2'	TD	30	George Pickens	2	TD				
		12	Najee Harris	2'	TD	21	Pat Freiermuth	4	INT				
		16	Najee Harris	3	Punt								
10/30	at Philadelphia	12	Jaylen Warren	1'	TD	21	Pat Freiermuth	1	TD				
		11	Kenny Pickett	1'	TD	25	Chase Claypool	3	FG				
		10	Steven Sims	2	FG								
		10	Jaylen Warren	3	FG								
		18	Najee Harris	3'	Fumble								
		11	Steven Sims	4'	Fumble								
		19	Jaylen Warren	4	INT								
11/13	New Orleans	36	Najee Harris	1	FG	36	Diontae Johnson	3	FG				
		12	Kenny Pickett	2	Half	26	Jaylen Warren	4	TD				
		23	Kenny Pickett	3'	Miss FG								
		22	George Pickens	3'	Miss FG								
		10	Najee Harris	3	FG								
		21	Jaylen Warren	4	Game								
11/20	Cincinnati	14	Kenny Pickett	2'	TD	22	George Pickens	1	FG	37	Steven Sims (KR)	1	TD
		19t	Najee Harris	2'	TD	24t	George Pickens	2	TD				
		13	Najee Harris	4	Punt	27	Pat Freiermuth	2	FG				
						33	George Pickens	4	Punt				
						31	Gunner Olszewski	4	TD				
11/28	at Indianapolis	14	Anthony McFarland Jr.	1	FG	35	George Pickens	2	TD				
		16	Benny Snell Jr.	2	FG								
		13	Benny Snell Jr.	4	TD								
12/04	at Atlanta	10	Steven Sims	1'	FG	57	Pat Freiermuth	2	TD				
		13	Najee Harris	2'	FG	20	Diontae Johnson	2	FG				
		14	Najee Harris	3	FG								
12/11	Baltimore	13	Kenny Pickett	1	Punt	42	George Pickens	1	TD				
						25	George Pickens	2	INT				
						37	Diontae Johnson	4	TD				
12/18	at Carolina	10	Najee Harris	1	TD	38	George Pickens	2	TD				
		22	Steven Sims	3	TD								
12/24	Las Vegas	14	Najee Harris	1	Miss FG	25	George Pickens	3	INT				
		13	Jaylen Warren	2	FG								
		21	Connor Heyward	4	Game								
01/01	at Baltimore	31	Jaylen Warren	1	FG	21	Diontae Johnson	4	FG				
		15	Najee Harris	3	FG	20	Pat Freiermuth	4'	TD				
		15	Najee Harris	4	FG	28	Steven Sims	4	TD				
01/08	Cleveland	16	Steven Sims	1	Punt	32	Diontae Johnson	1	Fumble				
		22	Jaylen Warren	3	FG	23	Zach Gentry	2'	TD				
		11	Najee Harris	3	TD	31t	George Pickens	2'	TD				
						24	George Pickens	2	FG				
						27	Connor Heyward	4	TD				

* - result within the same drive

STEELERS OPPONENTS 2022 REGULAR SEASON - BIG PLAYS: RUSH 10+, RECEPTIONS 20+, RETURNS 30+													
DATE	OPPONENT	RUSHES				RECEPTIONS				RETURNS			
		GAIN	PLAYER	QTR	RESULT	GAIN	PLAYER	QTR	RESULT	GAIN	PLAYER	QTR	RESULT
09/11	at Cincinnati	31	Joe Mixon	2	FG	21	Ja'Marr Chase	2	FG				
		23	Joe Burrow	4	Downs	24	Ja'Marr Chase	3	TD				
						22	Tyler Boyd	4	INT				
						20	Hayden Hurst	5	Miss FG				
09/18	New England	16	Damien Harris	4	Game	24	Jakobi Meyers	2	Punt	37	Kyle Dugger (KR)	2	Punt
						44t	Nelson Agholor	2	TD				
						25	Nelson Agholor	3	Punt				
09/22	at Cleveland	13	Nick Chubb	1	Punt	28	Amari Cooper	3	FG				
		36	Nick Chubb	1	TD	32	Amari Cooper	4	TD				
		11	Kareem Hunt	2	Downs								
		16	Nick Chubb	4	TD								
10/02	N.Y. Jets	16	Breece Hall	2	INT	20	Elijah Moore	1'	TD				
		16	Breece Hall	4	TD	28	Elijah Moore	2'	TD				
						26	Tyler Conklin	2	Punt				
						35	Garrett Wilson	4'	TD				
10/09	at Buffalo	16	Josh Allen	1	FG	22	Corey Davis	4	TD				
		23	Devin Singletary	2	TD	98t	Gabe Davis	1	TD	34	Khalil Shakir (KR)	1	FG
		21	Josh Allen	3	Fumble	31	Khalil Shakir	1	FG				
		24t	James Cook	4	TD	26	Isaiah Hodgins	2'	INT				
10/16	Tampa Bay					26	Quintin Morris	2'	INT				
						62t	Gabe Davis	2	TD				
						20	Khalil Shakir	2'	TD				
						24t	Khalil Shakir	2'	TD				
10/23	at Miami	12	Raheem Mostert	1'	FG	41	Stefon Diggs	4	TD				
		11	Raheem Mostert	1'	FG	22	Mike Evans	1	FG				
		12	Raheem Mostert	4	Punt	28	Chris Godwin	1	FG	33	Jevon Holland (INT)	4	INT
						32	Chris Godwin	3	FG				
10/30	at Philadelphia	21	Miles Sanders	3'	TD	25	Jaylen Waddle	1	TD				
		10	Miles Sanders	3'	TD	27t	Jaylen Waddle	1	FG				
		14	Miles Sanders	3	Punt	29t	Trent Sherfield	2	TD				
		11t	Miles Sanders	4	TD	21	Tyreek Hill	2'	FG				
11/13	New Orleans					39t	Jaylen Waddle	3	Downs				
						23	A.J. Brown	1	TD				
						27t	A.J. Brown	2	TD				
						29t	A.J. Brown	2	TD				
11/20	Cincinnati					34t	Zach Pascal	3	TD				
						43	A.J. Brown	4	TD				
						23	Zach Pascal	4	Game				
										31	Rashid Shaheed (KR)	2	Punt
11/28	at Indianapolis	10	Jonathan Taylor	2	FG	21	Hayden Hurst	1	FG	42	Trayveon Williams (KR)	3	FG
		13	Jonathan Taylor	3	Fumble	24	Joe Mixon	1'	TD				
		14	Matt Ryan	4	Downs	29t	Samaje Perine	1'	TD				
						24	Tee Higgins	2	TD				
12/04	at Atlanta	20	Tyler Allgeier	2	FG	33	Tee Higgins	3	TD				
		11	Cordarrelle Patterson	3'	TD	27	Tyler Boyd	4'	TD				
		22	Cordarrelle Patterson	3	TD	32	Trenton Irwin	4	TD				
										33	Isaiah Rodgers Sr. (KR)	1	INT
12/11	Baltimore	44	J.K. Dobbins	1	TD	28	Jelani Woods	3	TD	45	Isaiah Rodgers Sr. (KR)	2	Miss FG
		16	Gus Edwards	2'	Downs	28	Michael Pittman Jr.	4	Downs	89	Dallis Flowers (KR)	3	TD
		11	Tyler Huntley	2'	Downs								
		11	J.K. Dobbins	3	Punt	37	Drake London	2	FG				
12/18	at Carolina	14	J.K. Dobbins	4	FG	23	Demarcus Robinson	1	FG				
						25	DeSean Jackson	2	FG				
12/24	Las Vegas	11	Josh Jacobs	1	TD	40	Terrace Marshall Jr.	1	TD	37	Raheem Blackshear (KR)	4	FG
		10	Josh Jacobs	2	FG	45	Chuba Hubbard	3	FG				
						24	Shi Smith	4	FG				
						26	DJ Moore	4	FG				
01/01	at Baltimore	10	Tyler Huntley	1'	FG	34	Darren Waller	2	FG				
		15	J.K. Dobbins	1'	FG					56	Justice Hill (KR)	4	Punt
		17	J.K. Dobbins	2'	TD								
		12	J.K. Dobbins	2'	TD								
01/08	Cleveland	22	J.K. Dobbins	3	Punt								
		11	Nick Chubb	1	Punt	38	Donovan Peoples-Jones	1	Punt	35	Jerome Ford (KR)	2	INT
		12	Nick Chubb	2	TD	36	Amari Cooper	4	TD				
		21	Deshawn Watson	3	INT								
		15	Nick Chubb	4'	TD								
		11	Nick Chubb	4	TD								

* - result within the same drive

2022 REGULAR SEASON - 30+ YARD KICKOFF/10+ YARD PUNT/10+ YARD BLOCKED KICK RETURNS/20+ YARD INTERCEPTION/10+ YARD FUMBLE													
DATE	OPPONENT	QTR	RETURN	STEELERS PLAYER	YDS.	DOWN	RESULT	QTR	RETURN	OPP. PLAYER	YDS.	DOWN	RESULT
09/11	at Cincinnati	1	INT	Minkah Fitzpatrick	31T	PIT 35	Field Goal	3	Punt	Trent Taylor	10	PIT 46	Touchdown
		4	Punt	Gunner Olszewski	20	CIN 45	Field Goal						
09/18	New England			NONE				2	KO	Kyle Dugger	37	PIT 20	Punt
								2	Punt	Myles Bryant	16	NE 26	Touchdown
09/22	at Cleveland			NONE						NONE			
10/02	N.Y. Jets	2	INT	Cameron Sutton	26	PIT 30	Field Goal			NONE			
		3	INT	Minkah Fitzpatrick	34	NYJ 4	Touchdown						
		3	Punt	Gunner Olszewski	10	PIT 18	Touchdown						
10/09	at Buffalo			NONE				1	KO	Khalil Shakir	34	BUF 35	Punt
10/16	Tampa Bay	3	KO	Steven Sims	89	PIT 35	Field Goal			NONE			
		3	Punt	Steven Sims	24	PIT 48	Punt						
10/23	at Miami	4	Punt	Gunner Olszewski	10	PIT 23	Punt	4	INT	Jevon Holland	33	PIT 49	Punt
10/30	at Philadelphia	2	Punt	Steven Sims	10	PIT 22	Punt	4	FUM	Avonte Maddox	10	PHI 46	Touchdown
11/13	New Orleans			NONE				2	KO	Rashid Shaheed	31	PIT 11	Punt
11/20	Cincinnati	1	Punt	Steven Sims	10	PIT 5	Punt	1	Punt	Trent Taylor	11	CIN 43	Field Goal
		2	KO	Steven Sims	37	PIT 35	Touchdown	3	KO	Trayveon Williams	42	CIN 35	Punt
11/28	at Indianapolis	1	Punt	Steven Sims	18	PIT 39	Field Goal	1	KO	Isaiah Rodgers Sr.	33	IND 38	Punt
								3	KO	Isaiah Rodgers Sr.	45	PIT 35	Touchdown
								3	KO	Dallis Flowers	89	IND 35	Punt
12/04	at Atlanta			NONE						NONE			
12/11	Baltimore			NONE						NONE			
12/18	at Carolina			NONE				1	KO	Raheem Blackshear	37	50	End Game
12/24	Las Vegas			NONE				3	INT	Denzel Perryman	24	PIT 47	Interception
								3	Punt	Hunter Renfrow	13	LV 29	Punt
01/01	at Baltimore			NONE				4	KO	Justice Hill	56	PIT 8	Punt
01/08	Cleveland	1	Punt	Steven Sims	12	PIT 33	Fumble	2	KO	Jerome Ford	35	PIT 44	Field Goal
TOTALS		13	-	331 (25.5), 1 TDS				17	-	556 (32.7), 0 TDS			

2022 REGULAR SEASON

WEEK 1: STEELERS 23, BENGALS 20

SEPTEMBER 11, 2022

# STEELERS														# BENGALS													
#	RECD	LOST	POSS	OBTAINED	BEGAN	PLAYS	YDS	PEN	NET	1ST	ENDED	GIVEN UP		#	RECD	LOST	POSS	OBTAINED	BEGAN	PLAYS	YDS	PEN	NET	1ST	ENDED	GIVEN UP	
1	15:00	13:31	1:29	Kickoff	PIT 25	3	9	0	9	0	PIT 34	Punt		1	13:31	12:43	0:48	Punt	CIN 22	2	15	0	-5	0	CIN 17	Interception	
2	07:17	05:47	1:30	Kickoff	PIT 25	3	9	0	5	0	PIT 30	Punt		2	12:43	07:17	5:26	Kickoff	NE 25	10	34	0	34	3	PIT 41	Field Goal	
3	04:22	02:25	1:57	Fumble	CIN 34	5	32	0	32	1	CIN 2	Field Goal	3	05:47	04:22	1:25	Punt	CIN 35	3	1	-2	-1	1	CIN 43	Fumble		
4	13:08	08:46	4:22	Interception	PIT 41	7	57	2	59	4	CIN 2	Touchdown	4	02:25	13:08	4:17	Kickoff	CIN 25	9	36	0	36	3	PIT 39	Interception		
5	05:24	04:01	1:23	Interception	PIT 8	3	6	0	6	0	PIT 14	Punt	5	08:46	05:24	3:22	Kickoff	CIN 25	6	32	0	32	2	PIT 43	Interception		
6	00:14	00:00	0:14	Kickoff	PIT 25	1	-1	0	-1	0	PIT 25	End Half	6	04:01	00:14	3:47	Punt	CIN 35	9	62	-5	57	2	PIT 8	Field Goal		
7	12:57	10:25	2:32	Punt	PIT 9	6	7	0	7	1	PIT 16	Punt	7	15:00	12:57	2:03	Kickoff	PIT 25	3	8	0	8	0	CIN 23	Punt		
8	04:41	00:31	4:20	Kickoff	PIT 25	6	23	-10	13	1	PIT 38	Punt	8	10:25	04:41	5:44	Punt	PIT 46	9	46	0	46	4	PIT 2	Touchdown		
9	13:21	11:13	2:08	Punt	CIN 45	7	15	0	15	1	CIN 30	Field Goal	9	00:21	13:21	2:00	Punt	CIN 9	3	6	0	6	0	CIN 15	Punt		
10	08:16	06:05	2:11	Interception	PIT 23	4	17	0	17	1	PIT 40	Punt	10	11:13	08:16	2:57	Kickoff	CIN 25	8	39	0	39	2	PIT 36	Interception		
11	01:51	01:27	0:24	Downs	PIT 17	3	2	0	2	0	PIT 19	Punt	11	06:05	01:51	4:14	Punt	CIN 30	12	62	6	68	5	PIT 2	Downs		
12	00:02	00:00	0:02	Kickoff		0	0	0	0	0	PIT 22	End Half	12	01:27	00:02	1:25	Punt	CIN 40	9	49	11	60	5	PIT 6	Touchdown		
13	10:00	08:21	1:39	Kickoff	PIT 25	3	7	0	7	0	PIT 32	Punt	13	08:21	03:33	4:48	Punt	CIN 25	9	52	12	64	4	PIT 11	Missed FG		
14	03:33	02:22	1:11	Missed FG	PIT 20	6	43	0	43	2	CIN 37	Missed FG	14	02:22	00:56	1:26	Missed FG	CIN 45	5	5	0	5	1		Punt		
15	00:56	00:00	0:56	Punt	PIT 20	8	45	0	45	2	CIN 35	Field Goal															

WEEK 2: STEELERS 14, PATRIOTS 17

SEPTEMBER 18, 2022

STEELERS														PATRIOTS													
#	RECD	LOST	POSS	OBTAINED	BEGAN	PLAYS	YDS	PEN	NET	1ST	ENDED	GIVEN UP		#	RECD	LOST	POSS	OBTAINED	BEGAN	PLAYS	YDS	PEN	NET	1ST	ENDED	GIVEN UP	
1	15:00	13:27	1:33	Kickoff	PIT 25	3	6	0	6	0	PIT 31	Punt		1	13:27	06:42	6:45	Punt	NE 20	13	76	-5	71	4	PIT 9	Field Goal	
2	06:42	01:38	5:04	Kickoff	PIT 25	9	33	0	33	3	NE 42	Interception	2	01:38	00:42	0:56	Punt	NE 39	3	5	0	5	0	NE 44	Interception		
3	00:42	08:35	7:07	Interception	PIT 34	16	53	-5	48	4	NE 18	Field Goal	3	08:35	06:25	2:10	Kickoff	NE 34	3	28	-20	8	0	NE 42	Punt		
4	06:25	03:08	3:17	Punt	PIT 20	6	20	-5	15	1	PIT 35	Punt	4	03:08	00:22	2:46	Kickoff	NE 26	8	74	0	74	3	PIT 44	Touchdown		
5	00:22	00:00	0:22	Kickoff	PIT 25	4	19	0	19	1	PIT 44	End Half	5	15:00	09:17	5:43	Kickoff	NE 25	11	46	-5	41	3	PIT 34	Missed FG		
6	09:17	05:44	3:33	Missed FG	PIT 42	7	25	0	25	2	NE 33	Field Goal	6	05:44	03:58	1:46	Kickoff	NE 17	4	31	-5	26	1	NE 43	Punt		
7	02:47	14:58	2:49	Kickoff	PIT 25	9	75	0	75	5	NE 8	Touchdown	7	03:58	02:47	1:11	Muffed Punt	PIT 10	3	10	0	10	1	PIT 2	Touchdown		
8	10:49	09:40	1:09	Punt	PIT 11	3	4	0	4	0	PIT 15	Punt	8	14:58	10:49	4:09	Kickoff	NE 28	7	42	-10	32	2	PIT 40	Punt		
9	08:03	06:33	1:30	Punt	PIT 20	3	8	0	8	0	PIT 28	Punt	9	09:40	08:03	1:37	Punt		3	8	0	8	0	PIT 42	Punt		
													10	06:33	00:00	6:33	Punt	NE 30	13	56	-10	46	4	PIT 21	End Game		

WEEK 3: STEELERS 17, BROWNS 29

SEPTEMBER 22, 2022

STEELERS														BROWNS													
#	RECD	LOST	POSS	OBTAINED	BEGAN	PLAYS	YDS	PEN	NET	1ST	ENDED	GIVEN UP		#	RECD	LOST	POSS	OBTAINED	BEGAN	PLAYS	YDS	PEN	NET	1ST	ENDED	GIVEN UP	
1	13:00	11:04	1:56	Punt	PIT 20	4	18	0	18	1	PIT 38	Punt		1	15:00	13:00	2:00	Kickoff	CLE 25	5	14	0	14	1	CLE 39	Punt	
2	08:37	05:55	2:42	Punt	CLE 48	5	16	0	16	1	CLE 32	Missed FG	2	11:04	08:37	2:27	Punt	CLE 23	3	-5	5	0	0	CLE 23	Punt		
3	02:54	14:55	2:59	Kickoff	PIT 25	7	75	0	75	4	CLE 5	Touchdown	3	05:55	02:54	3:01	Missed FG	CLE 40	7	60	0	60	3	PIT 11	Touchdown		
4	08:58	03:00	5:08	Kickoff	PIT 25	10	75	0	75	6	CLE 1	Touchdown	4	14:55	08:58	5:57	Kickoff	CLE 21	12	79	0	79	6	PIT 7	Touchdown		
5	00:30	00:00	0:30	Downs	PIT 32	4	20	0	25	2	CLE 43	End Half	5	03:00	00:30	3:30	Kickoff	CLE 12	9	57	0	57	3	PIT 31	Downs		
6	15:00	09:33	5:27	Kickoff	PIT 16	10	43	-5	38	3	CLE 46	Punt	6	09:33	02:31	7:02	Punt	CLE 14	14	80	-10	70	4	PIT 16	Field Goal		
7	02:31	01:04	1:27	Kickoff	PIT 25	3	7	0	7	0	PIT 32	Punt	7	01:04	09:29	6:35	Punt	CLE 20	11	80	0	80	4	PIT 1	Touchdown		
8	09:29	08:32	0:57	Kickoff	PIT 25	3	0	-5	-5	0	PIT 20	Punt	8	08:32	05:29	3:03	Punt	CLE 39	5	9	0	9	1	CLE 48	Punt		
9	05:29	04:18	1:11	Punt	PIT 6	3	4	0	4	0	PIT 10	Punt	9	04:18	03:13	1:05	Punt	CLE 49	3	-7	0	-7	0	CLE 42	Punt		
10	01:53	01:46	0:07	Punt	PIT 20	7	59	4	63	3	CLE 17	Field Goal	10	01:48	00:09	1:39	Kickoff	PIT 46	3	9	0	9	0	PIT 37	Punt		
11	00:09	00:00	0:09	Punt	PIT 4	1	-2	0	-2	0	PIT 4	Fumble															

WEEK 4: STEELERS 20, JETS 24

OCTOBER 2, 2022

STEELERS														JETS													
#	RECD	LOST	POSS	OBTAINED	BEGAN	PLAYS	YDS	PEN	NET	1ST	ENDED	GIVEN UP		#	RECD	LOST	POSS	OBTAINED	BEGAN	PLAYS	YDS	PEN	NET	1ST	ENDED	GIVEN UP	
1	15:00	09:57	5:03	Kickoff	PIT 25	8	35	-5	30	2	NYJ 45	Punt		1	09:57	07:41	2:16	Punt	NYJ 9	3	9	0	9	0	NYJ 18	Punt	
2	07:41	07:35	0:06	Punt	PIT 23	1	0	0	0	0	PIT 23	Interception	2	07:35	04:03	3:32	Punt	Interception	PIT 36	7	16	0	16	1	PIT 20	Field Goal	
3	04:03	02:05	1:58	Kickoff	PIT 25	3	9	0	9	0	PIT 34	Punt	3	02:05	12:37	4:28	Punt	NYJ 30	9	70	0	70	4	PIT 2	Touchdown		
4	12:37	08:30	4:07	Kickoff	PIT 25	10	52	-10	42	3	NYJ 33	Field Goal	4	08:30	07:33	0:57	Kickoff	NYJ 40	3	2	0	2	0	NYJ 42	Punt		
5	07:33	05:22	2:11	Punt	PIT 15	4	21	-5	16	1	PIT 31	Punt	5	05:22	03:43	1:39	Punt	NYJ 9	5	22	0	22	1	NYJ 31	Punt		
6	03:43	02:32	1:11	Punt	PIT 34	3	-10	-5	-15	0	PIT 19	Punt	6	02:32	00:20	2:12	Punt	NYJ 46	7	20	0	25	2	PIT 29	Interception		
7	00:20	00:00	0:20	Interception	PIT 30	3	14	15	29	2	NYJ 41	Field Goal	7	15:00	13:53	1:07	Kickoff	NYJ 25	3	1	0	1	0	NYJ 26	Punt		
8	13:53	10:59	2:54	Punt	PIT 22	6	14	15	29	2	NYJ 49	Interception	8	10:59	08:45	2:14	Kickoff	NYJ 11	4	19	0	19	1	NYJ 30	Interception		
9	08:45	07:18	1:27	Punt	Interception	NYJ 4	4	0	4	1	NYJ 1	Touchdown	9	07:18	05:07	2:11	Kickoff	NYJ 25	6	28	-5	23	1	NYJ 48	Punt		
10	05:07	13:36	6:31	Punt	PIT 18	12	87	-5	82	6	NYJ 2	Touchdown	10	13:36	07:31	6:05	Kickoff	NYJ 19	11	91	-10	81	4	PIT 5	Touchdown		
11	07:31	03:34	3:57	Kickoff	PIT 25	7	39	0	39	2	NYJ 36	Interception	11	03:34	00:16	3:18	Interception	NYJ 35	10	70	-5	65	5	PIT 2	Touchdown		
12	00:16	00:00	0:16	Kickoff	PIT 25	2	27	0	27	1	NYJ 48	Interception															

WEEK 5: STEELERS 3, BILLS 38

OCTOBER 9, 2022

STEELERS														BILLS													
#	RECD	LOST	POSS	OBTAINED	BEGAN	PLAYS	YDS	PEN	NET	1ST	ENDED	GIVEN UP		#	RECD	LOST	POSS	OBTAINED	BEGAN	PLAYS	YDS	PEN	NET	1ST	ENDED	GIVEN UP	
1	11:56	05:38	6:18	Missed FG	PIT 39	12	50	0	50	4	BUF 11	Field Goal		2	15:00	13:56	1:04	Kickoff	BUF 2	3	98	0	98	1	BUF 2	Touchdown	
2	02:41	00:34	2:07	Kickoff	PIT 25	3	14	-10	4		PIT 29	Punt		1	13:50	11:56	2:00	Muffed Kickoff	PIT 21	4	0	-10	-10	PIT 31	Field Goal		
3	11:25	09:39	1:46	Interception	PIT 20	3	8	0	8	0	PIT 28	Punt		3	05:38	02:41	2:57	Kickoff	BUF 35	7	48	0	48	2	PIT 17	Missed FG	
4	09:29	07:53	1:36	Kickoff	PIT 25	3	2	0	2	0	PIT 27	Punt		4	00:34	11:25	4:09	Punt	BUF 2	9	78	-1	77	3	PIT 21	Interception	
5	07:20	03:39	3:41	Kickoff	PIT 25	9	60	0	60	3	BUF 15	Missed FG		5	09:39	09:29	0:10	Punt	BUF 38	1	62	0	62	1	BUF 38	Touchdown	
6	01:02	00:15	0:47	Kickoff	PIT 27	2	5	0	5	1	PIT 37	Interception		6	07:53	07:20	0:33	Punt	BUF 47	2	38	15	53	3	PIT 15	Touchdown	
7	15:00	10:38	4:22	Kickoff	PIT 25	8	48	7	55	3	BUF 20	Downs		7	03:39	01:02	2:37	Missed FG	BUF 23	8	77	0	77	4	PIT 24	Touchdown	
8	05:19	00:00	5:19	Fumble	PIT 20	10	73	-20	53	4	BUF 27	Missed FG		8	00:15	00:00	0:15	Interception	BUF 38	2	-1	-5	-6	0	BUF 33	End Half	
9	14:03	10:16	3:47	Kickoff	PIT 25	10	45	0	45	4	BUF 30	Downs		9	10:38	05:19	5:19	Downs	BUF 20	10	75	4	79	5	PIT 1	Fumble	
10	08:26	07:27	0:59	Punt	PIT 20	3	0	0	0	0	PIT 20	Punt		10	15:00	14:03	0:57	Missed FG	BUF 35	2	65	0	65	2	PIT 24	Touchdown	
11	06:26	05:08	5:26	Punt	PIT 20	12	59	-5	54	4	BUF 26	Downs		11	10:16	08:26	1:50	Downs	BUF 30	3	9	0	9	0	BUF 39	Punt	
														12	07:27	06:26	1:01	Punt	BUF 46	3	5	0	5	0	PIT 49	Punt	
														13	01:00	00:00	1:00	Punt Downs	BUF 26	2	-2	0	-2	0	BUF 25	End Game	

WEEK 6: STEELERS 20, BUCCANEERS 18

OCTOBER 16, 2022

STEELERS													BUCCANEERS												
#	RECD	LOST	POSS	OBTAINED	BEGAN	PLAYS	YDS	PEN	NET	1ST	ENDED	GIVEN UP	#	RECD	LOST	POSS	OBTAINED	BEGAN	PLAYS	YDS	PEN	NET	1ST	ENDED	GIVEN UP
1	14:02	07:38	6:24	Punt	PIT 34	11	56	10	66	5	TB 6	Touchdown	1	15:00	14:02	0:58	Kickoff	TB 25	3	1	0	1	0	TB 26	Punt
2	02:50	01:25	1:25	Kickoff	PIT 13	3	-9	0	-9	0	PIT 4	Punt	2	07:38	02:50	4:48	Kickoff	TB 28	12	55	5	60	4	PIT 12	Field Goal
3	11:01	04:07	6:54	Kickoff	PIT 19	12	54	10	44	3	TB 37	Field Goal	3	01:25	11:01	5:24	Punt	TB 46	11	50	-5	45	4	PIT 9	Field Goal
4	02:42	02:02	0:40	Punt	PIT 26	3	2	0	2	0	PIT 28	Punt	4	04:07	02:42	1:25	Kickoff	TB 25	3	8	0	8	0	TB 33	Punt
5	00:46	00:23	0:23	Punt	PIT 14	3	1	0	1	0	PIT 15	Punt	5	02:02	00:46	1:16	Punt	TB 25	5	9	0	9	1	TB 34	Punt
6	15:00	13:55	1:05	Kickoff	TB 12	4	5	0	5	0	TB 7	Field Goal	6	00:23	00:00	0:23	Punt	TB 49	4	15	0	15	1	PIT 36	Field Goal
7	07:24	04:14	3:10	Kickoff	PIT 25	6	26	-10	16	1	PIT 41	Punt	7	13:55	07:24	6:31	Kickoff	TB 25	14	64	5	69	5	PIT 6	Field Goal
8	02:07	00:30	1:37	Punt	PIT 48	3	5	0	5	0	TB 47	Punt	8	04:14	02:07	2:07	Punt	TB 15	3	16	-7	9	0	TB 24	Punt
9	13:38	09:55	3:43	Punt	PIT 29	8	71	0	71	3	TB 6	Touchdown	9	00:30	13:38	1:52	Punt	TB 17	3	8	0	8	0	TB 25	Punt
10	04:38	00:00	4:38	Kickoff	PIT 25	10	46	0	46	3	TB 27	End Game	10	09:55	04:38	5:17	Kickoff	TB 27	14	78	-5	73	5	PIT 11	Touchdown

WEEK 7: STEELERS 10, DOLPHINS 16

OCTOBER 23, 2022

STEELERS													DOLPHINS												
#	RECD	LOST	POSS	OBTAINED	BEGAN	PLAYS	YDS	PEN	NET	1ST	ENDED	GIVEN UP	#	RECD	LOST	POSS	OBTAINED	BEGAN	PLAYS	YDS	PEN	NET	1ST	ENDED	GIVEN UP
1	10:45	09:31	1:14	Kickoff	PIT 25	3	7	0	7	0	PIT 32	Punt	1	15:00	10:45	4:15	Kickoff	MIA 29	9	76	-5	71	5	PIT 8	Touchdown
2	05:32	04:39	0:53	Kickoff	PIT 25	2	6	0	6	0	PIT 31	Interception	2	09:31	05:32	3:59	Punt	MIA 35	8	59	0	59	3	PIT 6	Field Goal
3	02:27	11:44	5:43	Kickoff	PIT 25	12	48	0	48	3	MIA 7	Field Goal	3	04:39	02:27	2:12	Interception	MIA 47	7	30	0	30	2	PIT 23	Field Goal
4	09:19	01:50	7:29	Punt	PIT 14	13	96	-10	86	6	MIA 7	Touchdown	4	11:44	09:19	2:25	Kickoff	MIA 25	6	15	0	15	1	MIA 40	Punt
5	00:02	00:00	0:02	Kickoff	PIT 14	3	0	0	0	0		End Half	5	01:50	00:02	1:48	Kickoff	MIA 15	8	66	-10	56	2	PIT 29	Field Goal
6	15:00	12:48	2:12	Kickoff	PIT 27	3	-2	0	-2	0	PIT 25	Punt	6	12:48	08:37	4:11	Punt	MIA 28	8	58	0	58	2	PIT 14	Downs
7	08:37	06:18	2:19	Downs	PIT 15	5	21	0	21	1	PIT 36	Punt	7	06:18	04:48	1:30	Punt	MIA 21	3	0	0	0	0	MIA 24	Punt
8	04:48	01:57	2:51	Punt	PIT 39	3	10	-15	0	0	PIT 34	Punt	8	01:57	02:37	1:20	Punt	MIA 20	3	60	0	60	3	PIT 29	Touchdown
9	00:37	13:54	14:13	Punt	PIT 18	4	25	0	25	1	PIT 43	Punt	9	13:54	11:53	2:01	Punt	MIA 12	4	22	0	22	1	MIA 34	Punt
10	11:53	10:15	1:38	Punt	PIT 23	3	6	0	6	0	PIT 29	Punt	10	10:15	07:56	2:19	Punt	MIA 15	5	28	0	28	1	MIA 34	Punt
11	07:56	02:57	4:59	Punt	PIT 18	12	62	-10	52	5	MIA 30	Interception	11	02:57	02:01	0:26	Interception	PIT 49	3	7	0	7	0	PIT 42	Punt
12	02:31	00:18	2:13	Punt	PIT 13	10	62	0	62	3	MIA 25	Interception	12	00:18	00:00	0:18	Interception	MIA 20	1	-1	0	-1	0	MIA 20	End Game

WEEK 8: STEELERS 13, EAGLES 35

OCTOBER 30, 2022

STEELERS													EAGLES												
#	RECD	LOST	POSS	OBTAINED	BEGAN	PLAYS	YDS	PEN	NET	1ST	ENDED	GIVEN UP	#	RECD	LOST	POSS	OBTAINED	BEGAN	PLAYS	YDS	PEN	NET	1ST	ENDED	GIVEN UP
1	15:00	13:09	1:51	Kickoff	PIT 25	3	-7	0	-7	0	PIT 18	Punt	1	13:09	09:23	3:46	Punt	PHI 32	9	68	0	68	3	PIT 39	Touchdown
2	09:23	01:57	7:26	Kickoff	PIT 25	13	84	-9	75	6	PHI 1	Touchdown	2	01:57	12:48	4:09	Kickoff	PHI 21	11	74	5	79	4	PIT 27	Touchdown
3	12:48	10:02	2:46	Kickoff	PIT 17	3	6	-5	1	0	PIT 18	Punt	3	10:02	07:47	2:15	Punt	PHI 39	3	0	0	0	0	PHI 39	Punt
4	07:47	07:22	0:25	Punt	PIT 22	3	0	0	0	0	PIT 22	Punt	4	07:22	06:13	1:09	Punt	PHI 40	3	60	0	60	3	PIT 29	Touchdown
5	06:13	01:02	5:11	Kickoff	PIT 35	12	55	-10	45	3	PHI 20	Field Goal	5	01:02	00:25	0:37	Kickoff	PHI 35	4	-1	0	-1	0	PHI 34	Punt
6	00:25	00:00	0:25	Punt	PIT 22	2	-9	0	-9	0	PIT 24	End Half	6	15:00	12:53	2:07	Kickoff	PHI 25	5	75	0	75	4	PIT 34	Touchdown
7	12:53	05:55	6:58	Kickoff	PIT 25	15	74	-10	64	4	PHI 11	Field Goal	7	05:55	01:47	4:08	Kickoff	PHI 40	6	28	-15	13	1	PIT 47	Punt
8	01:47	13:30	3:17	Punt	PIT 1	8	49	-14	63	4	PHI 36	Fumble	8	13:30	12:35	0:55	Fumble	PHI 46	2	54	0	54	2	PIT 11	Touchdown
9	12:35	09:24	3:11	Kickoff	PIT 25	7	19	5	24	2	PIT 49	Punt	9	09:24	07:06	2:18	Punt	PHI 10	3	2	-5	-3	0	PHI 7	Punt
10	07:06	04:18	2:48	Punt	PIT 49	6	31	0	31	2	PIT 20	Interception	10	04:18	00:00	4:18	Interception	PIT 12	7	41	0	41	2	PIT 46	End Game

WEEK 10: STEELERS 20, SAINTS 10

NOVEMBER 13, 2022

STEELERS													SAINTS												
#	RECD	LOST	POSS	OBTAINED	BEGAN	PLAYS	YDS	PEN	NET	1ST	ENDED	GIVEN UP	#	RECD	LOST	POSS	OBTAINED	BEGAN	PLAYS	YDS	PEN	NET	1ST	ENDED	GIVEN UP
1	15:00	13:04	1:56	Kickoff	PIT 25	6	21	0	21	1	PIT 46	Punt	1	13:04	10:59	2:05	Punt	NO 9	3	4	-4	0	0	NO 9	Punt
2	10:59	05:06	5:53	Punt	PIT 43	12	46	-11	57	5	NO 1	Touchdown	2	05:06	02:11	2:55	Kickoff	NO 10	5	28	0	28	1	NO 38	Punt
3	02:11	14:17	2:54	Punt	PIT 20	8	50	15	65	2	NO 15	Field Goal	3	14:17	12:38	1:39	Kickoff	NO 28	4	15	0	15	1	NO 43	Punt
4	12:38	10:44	1:54	Punt	PIT 11	3	7	0	7	0	PIT 18	Punt	4	10:44	06:40	4:04	Punt	NO 34	9	40	0	40	3	PIT 26	Field Goal
5	06:40	01:53	4:47	Kickoff	PIT 25	9	26	5	31	3	NO 44	Punt	5	01:53	00:19	1:34	Punt	NO 29	6	56	15	71	4	PIT 15	Touchdown
6	00:19	00:00	0:19	Kickoff	PIT 29	2	5	0	5	1	PIT 41	End Half	6	15:00	13:34	1:26	Kickoff	NO 35	3	8	-10	-2	0	NO 33	Punt
7	13:34	08:55	4:39	Punt	PIT 15	10	59	5	64	4	NO 21	Missed FG	7	08:55	05:05	3:50	Missed FG	NO 29	6	16	-15	-1	0	NO 40	Punt
8	05:05	13:43	6:22	Punt	PIT 2	11	78	5	83	5	NO 15	Field Goal	8	13:43	12:16	1:27	Kickoff	NO 25	3	5	0	5	0	NO 30	Interception
9	12:16	08:38	3:38	Interception	NO 44	8	40	4	44	4	NO 1	Touchdown	9	08:38	07:44	0:54	Kickoff	NO 25	4	9	0	9	0	NO 34	Interception
10	07:44	05:33	2:11	Downs	NO 34	4	4	0	4	0	NO 30	Missed FG	10	05:33	04:23	1:10	Missed FG	NO 38	3	1	0	1	0	NO 39	Interception
11	04:23	00:00	4:23	Interception	PIT 26	10	43	0	43	3	NO 29	End Game													

WEEK 11: STEELERS 30, BENGALS 37

NOVEMBER 20, 2022

STEELERS													BENGALS												
#	RECD	LOST	POSS	OBTAINED	BEGAN	PLAYS	YDS	PEN	NET	1ST	ENDED	GIVEN UP	#	RECD	LOST	POSS	OBTAINED	BEGAN	PLAYS	YDS	PEN	NET	1ST	ENDED	GIVEN UP
1	12:57	11:03	1:54	Punt	PIT 5	3	7	0	7	0	PIT 12	Punt	2	15:00	12:57	2:03	Kickoff	CIN 38	3	7	-5	2	0	CIN 40	Punt
2	08:54	04:37	4:17	Kickoff	PIT 35	9	41	0	41	2	CIN 24	Field Goal	2	11:03	08:54	2:09	Punt	CIN 43	5	30	0	30	1	PIT 27	Field Goal
3	00:39	12:58	2:41	Kickoff	PIT 44	8	56	0	56	3	CIN 19	Touchdown	3	04:37	00:39	3:58	Kickoff	CIN 21	6	64	15	79	3	PIT 29	Touchdown
4	06:38	01:47	4:51	Kickoff	PIT 35	10	59	6	65	4	CIN 24	Touchdown	4	12:58	06:38	6:20	Kickoff	CIN 8	10	92	0	92	5	PIT 11	Touchdown
5	00:31	00:00	0:31	Interception	PIT 44	5	49	-5	44	2	CIN 12	Field Goal	5	01:47	00:31	1:16	Kickoff	CIN 24	6	29	0	29	2	PIT 47	Interception
6	15:00	13:27	1:33	Kickoff	PIT 25	3	1	0	1	0	PIT 26	Punt	6	13:27	11:44	1:43	Punt	CIN 30	4	10	0	10	1	CIN 40	Punt
7	11:44	10:07	1:37	Punt	PIT 9	3	6	0	6	0	PIT 15	Punt	7	05:07	07:02	0:35	Punt	CIN 41	7	59	0	59	3	PIT 1	Touchdown
8	07:52	05:27	1:35	Kickoff	PIT 24	3	6	0	6	0	PIT 30	Punt	8	05:27	05:23	0:04	Punt	CIN 23	1	0	0	0	0	CIN 23	Interception
9	05:27	04:21	1:06	Interception	PIT 24	3	6	0	6	0	PIT 30	Field Goal	9	05:27	04:21	1:06	Kickoff	CIN 23	1	22	0	22	2	PIT 36	Field Goal
10	00:31	12:31	0:30	Interception	PIT 22	6	27	0	27	0	PIT 49	Punt	10	12:31	11:35	0:56	Punt	CIN 10	3	2	5	0	0	PIT 3	Touchdown
11	11:35	09:33	2:02	Punt	CIN 47	4	20	-15	5	1	CIN 42	Punt	11	09:33	04:40	5:03	Punt	CIN 7	8	93	0	93	5	PIT 6	Field Goal
12	04:30	03:35	0:55	Kickoff	PIT 27	4	1	0	1	0	PIT 28	Downs	12	04:35	03:18	0:17	Downs	PIT 28	4	2	0	2	0	PIT 26	Field Goal
13	03:18	00:45	2:33	Kickoff	PIT 28	9	72	0	72	4	CIN 1	Touchdown	13	00:45	00:00	0:45	Kickoff	PIT 38	2	-2	0	-2	0	PIT 39	End Game

WEEK 13: STEELERS 19, FALCONS 16															DECEMBER 4, 2022												
STEELERS															FALCONS												
#	RECD	LOST	POSS	OBTAINED	BEGAN	PLAYS	YDS	PEN	NET	1ST	ENDED	GIVEN UP			#	RECD	LOST	POSS	OBTAINED	BEGAN	PLAYS	YDS	PEN	NET	1ST	ENDED	GIVEN UP
1	15:00	07:31	7:27	Kickoff	PIT 25	16	52	-5	47	4	ATL 28	Field Goal			1	07:33	03:57	3:36	Kickoff	ATL 21	7	38	-15	23	2	ATL 44	Punt
2	03:57	13:34	5:23	Punt	PIT 14	12	58	0	58	4	ATL 28	Field Goal			2	13:34	09:15	4:19	Kickoff	ATL 26	8	42	0	42	3	PIT 32	Field Goal
3	09:15	07:06	2:09	Kickoff	PIT 25	4	80	-5	75	2	ATL 17	Touchdown			3	07:06	05:25	2:01	Kickoff	ATL 25	5	42	0	42	1	PIT 33	Field Goal
4	05:05	01:29	3:36	Kickoff	PIT 25	9	45	0	45	3	ATL 30	Field Goal			4	01:29	00:29	1:00	Kickoff	ATL 25	5	21	0	21	2	ATL 46	Punt
5	00:29	00:00	0:29	Punt	PIT 14	1	4	0	4	0	PIT 14	End Half			5	15:00	12:22	2:38	Kickoff	ATL 26	6	15	-5	10	1	ATL 36	Punt
6	12:22	04:46	7:36	Punt	PIT 10	14	71	4	75	6	ATL 15	Field Goal			6	04:46	00:43	4:03	Kickoff	ATL 25	8	70	5	75	5	PIT 7	Touchdown
7	00:43	14:40	0:55	Kickoff	PIT 25	3	2	0	2	0	PIT 27	Punt			7	14:40	05:27	9:21	Punt	ATL 26	16	78	-14	64	4	PIT 10	Field Goal
8	05:27	00:42	4:45	Kickoff	PIT 25	9	40	-5	35	3	ATL 40	Punt			8	00:42	00:35	0:07	Punt	ATL 2	1	0	0	0	0	ATL 2	Interception
9	00:35	00:00	0:35	Interception	ATL 4	1	-1	0	-1	0	ATL 4	End Game															

WEEK 14: STEELERS 14, RAVENS 16															DECEMBER 11, 2022												
STEELERS															RAVENS												
#	RECD	LOST	POSS	OBTAINED	BEGAN	PLAYS	YDS	PEN	NET	1ST	ENDED	GIVEN UP			#	RECD	LOST	POSS	OBTAINED	BEGAN	PLAYS	YDS	PEN	NET	1ST	ENDED	GIVEN UP
1	13:31	10:24	3:07	Punt	PIT 23	5	15	0	15	1	PIT 38	Punt			1	15:00	13:31	1:29	Kickoff	BAL 25	3	9	0	9	0	BAL 34	Punt
2	04:46	03:16	1:30	Kickoff	PIT 25	3	6	0	6	0	PIT 31	Punt			2	10:24	04:46	5:38	Punt	BAL 25	11	51	0	51	3	PIT 24	Field Goal
3	02:31	00:13	2:18	Kickoff	PIT 36	5	58	6	64	4	BAL 1	Touchdown			3	03:16	02:31	0:45	Punt	PIT 48	2	48	0	48	2	PIT 4	Touchdown
4	11:37	05:35	6:02	Downs	PIT 36	9	37	10	47	3	BAL 17	Interception			4	00:13	11:37	3:36	Kickoff	BAL 23	7	41	0	41	2	PIT 34	Downs
5	01:03	00:21	0:42	Punt	PIT 25	5	52	0	52	3	BAL 23	Interception			5	05:35	01:03	4:32	Interception	BAL 29	10	49	5	54	3	PIT 17	Field Goal
6	15:00	10:49	4:11	Kickoff	PIT 25	6	27	0	27	1	BAL 48	Punt			6	00:21	00:00	0:21	Interception	BAL 8	1	-1	0	-1	0	BAL 8	End Half
7	07:18	03:03	4:15	Punt	PIT 11	7	43	0	43	4	BAL 46	Interception			7	10:49	07:18	3:31	Punt	BAL 20	6	34	0	34	2	PIT 46	Punt
8	00:21	11:14	4:07	Punt	PIT 32	9	31	15	46	3	BAL 22	Missed FG			8	03:03	00:21	2:42	Punt	BAL 1	5	11	0	11	1	BAL 12	Punt
9	03:19	00:20	0:49	Kickoff	PIT 25	5	60	15	75	4	BAL 10	Touchdown			9	11:14	03:19	7:55	Missed FG	BAL 30	13	57	0	57	4	PIT 13	Field Goal
															10	02:30	00:00	2:30	Kickoff	BAL 21	6	8	0	8	1	BAL 30	End Game

WEEK 15: STEELERS 24, PANTHERS 16															DECEMBER 18, 2022												
STEELERS															PANTHERS												
#	RECD	LOST	POSS	OBTAINED	BEGAN	PLAYS	YDS	PEN	NET	1ST	ENDED	GIVEN UP			#	RECD	LOST	POSS	OBTAINED	BEGAN	PLAYS	YDS	PEN	NET	1ST	ENDED	GIVEN UP
1	12:54	05:48	7:06	Punt	PIT 33	12	67	0	67	6	CAR 7	Touchdown			1	15:00	12:54	2:06	Kickoff	CAR 25	3	8	0	8	0	CAR 33	Punt
2	14:12	08:20	5:52	Kickoff	PIT 25	10	75	0	75	4	CAR 2	Touchdown			2	05:48	14:12	6:36	Kickoff	CAR 15	11	90	-5	85	5	PIT 5	Touchdown
3	06:20	04:42	1:38	Punt	PIT 30	3	5	0	5	0	PIT 35	Punt			3	08:20	06:20	2:00	Kickoff	CAR 25	3	7	-5	2	0	CAR 27	Punt
4	03:36	01:27	2:09	Punt	PIT 33	5	23	0	23	1	CAR 44	Punt			4	04:42	03:36	1:06	Punt	CAR 27	3	-9	0	-9	0	CAR 18	Punt
5	00:42	00:00	0:42	Punt	PIT 9	1	8	0	8	0	PIT 9	End Half			5	01:27	00:42	0:45	Punt	CAR 20	3	8	0	8	0	CAR 28	Punt
6	15:00	03:17	11:43	Kickoff	PIT 9	21	106	15	91	8	CAR 1	Touchdown			6	03:17	11:52	6:25	Kickoff	CAR 25	11	49	15	64	3	PIT 11	Field Goal
7	11:52	10:21	1:31	Kickoff	PIT 25	3	-6	-6	-6	0	PIT 19	Punt			7	10:21	06:15	4:06	Punt	CAR 27	7	27	32	59	3	PIT 14	Field Goal
8	06:15	01:04	5:11	Kickoff	PIT 25	13	48	-5	43	3	CAR 32	Field Goal			8	01:04	00:19	0:45	Kickoff	CAR 37	5	29	0	29	1	PIT 34	Field Goal
9	00:19	00:00	0:19	Kickoff	CAR 43	1	-1	0	-1	0	CAR 43	End Game															

WEEK 16: STEELERS 13, RAIDERS 10															DECEMBER 24, 2022												
STEELERS															RAIDERS												
#	RECD	LOST	POSS	OBTAINED	BEGAN	PLAYS	YDS	PEN	NET	1ST	ENDED	GIVEN UP			#	RECD	LOST	POSS	OBTAINED	BEGAN	PLAYS	YDS	PEN	NET	1ST	ENDED	GIVEN UP
1	06:38	03:40	2:58	Kickoff	PIT 25	6	18	0	18	1	PIT 43	Punt			1	15:00	06:38	8:22	Kickoff	LV 28	14	72	0	72	6	PIT 14	Touchdown
2	01:24	11:48	4:36	Punt	PIT 25	9	50	0	50	3	LV 25	Missed FG			2	03:40	01:24	2:16	Punt	LV 18	4	14	0	14	1	LV 32	Punt
3	09:39	01:40	7:59	Punt	PIT 12	15	62	0	62	4	LV 26	Field Goal			3	11:48	09:39	2:09	Missed FG	LV 33	4	12	0	12	1	LV 45	Punt
4	00:05	00:00	0:05	Kickoff		0	0	0	0	0		End Half			4	01:49	00:05	1:44	Kickoff	LV 25	9	53	0	53	2	PIT 22	Field Goal
5	15:00	11:48	3:12	Kickoff	PIT 25	6	49	-10	39	2	LV 36	Interception			5	11:48	11:39	0:09	Interception	PIT 47	1	0	0	0	0	PIT 47	Interception
6	11:39	07:17	4:22	Interception	PIT 44	7	22	0	22	1	LV 34	Missed FG			6	07:17	04:20	2:37	Missed FG	LV 42	5	20	-5	15	1	PIT 43	Interception
7	04:40	04:13	0:27	Interception	PIT 29	3	0	0	0	0	PIT 29	Punt			7	04:13	14:54	4:19	Punt	LV 29	6	12	-15	-3	1	LV 26	Punt
8	14:54	09:47	5:07	Punt	PIT 45	9	43	-10	33	2	LV 22	Field Goal			8	09:47	05:56	3:51	Kickoff	LV 29	5	13	0	13	1	LV 42	Punt
9	05:56	04:32	1:24	Punt	PIT 21	3	9	0	9	0	PIT 30	Punt			9	04:32	02:55	1:37	Punt	LV 24	3	5	0	5	0	LV 29	Punt
10	02:55	00:46	2:09	Punt	PIT 24	10	76	0	76	5	LV 14	Touchdown			10	00:46	00:29	0:17	Kickoff	LV 29	2	0	0	0	0	LV 29	Interception
11	00:29	00:00	0:29	Interception	PIT 19	2	21	0	21	1	PIT 19	End Game															

WEEK 17: STEELERS 16, RAVENS 13															JANUARY 1, 2023														
STEELERS															RAVENS														
#	RECD	LOST	POSS	OBTAINED	BEGAN	PLAYS	YDS	PEN	NET	1ST	ENDED	GIVEN UP			#	RECD	LOST	POSS	OBTAINED	BEGAN	PLAYS	YDS	PEN	NET	1ST	ENDED	GIVEN UP		
1	15:00	07:01	7:59	Kickoff	PIT 25	15	78	-5	73	4	BAL 2	Field Goal			1	07:01	14:09	7:52	Kickoff	BAL 27	15	61	0	61	5	PIT 12	Field Goal		
2	14:09	10:50	3:19	Kickoff	PIT 25	5	21	0	21	1	PIT 46	Punt			2	10:50	10:46	2:04	Punt	BAL 6	3	9	0	9	0	BAL 15	Punt		
3	08:46	03:30	5:16	Punt	PIT 26	11	44	0	44	3	PIT 30	Missed FG			3	03:30	00:47	3:23	Missed FG	BAL 38	11	59	3	62	6	PIT 7	Touchdown		
4	00:07	00:00	0:07	Kickoff	PIT 24	1	-1	0	-1	0	PIT 24	End Half			4	15:00	09:31	5:29	Kickoff	BAL 28	5	57	-15	42	2	PIT 33	Field Goal		
5	09:03	03:42	5:49	Kickoff	PIT 25	12	43	0	43	3	BAL 32	Field Goal			5	03:42	00:41	2:56	Kickoff	BAL 25	4	25	0	25	1	PIT 38	Punt		
6	00:46	00:44	6:02	Punt	PIT 15	13	80	0	80	5	BAL 15	Field Goal			6	09:44	08:41	1:03	Kickoff	PIT 40	3	-2	0	-2	0	PIT 42	Punt		
7	08:41	06:32	2:09	Punt	PIT 8	5	7	0	7	1	PIT 15	Punt			7	06:32	04:16	2:16	Punt	BAL 36	8	8	0	8	0	PIT 44	Punt		
8	04:16	00:56	3:20	Punt	PIT 20	11	80	0	80	5	BAL 10	Touchdown			8	00:56	00:13	0:43	Punt	BAL 25	5	23	-10	13	0	PIT 37	Interception		
9	00:13	00:00	0:13	Interception	PIT 25	1	-1	0	-1	0	PIT 25	End Game																	

2022 REGULAR SEASON																	
		STEELERS								OPPONENT							
		FIRST HALF				SECOND HALF				FIRST HALF				SECOND HALF			
DATE	OPPONENT	PLAYS	YDS	TIME	RESULT	PLAYS	YDS	TIME	RESULT	PLAYS	YDS	TIME	RESULT	PLAYS	YDS	TIME	RESULT
09/11	at Bengals	3	9	1:29	Punt	6	7	2:32	Punt	2	-5	0:48	INT	3	8	2:03	Punt
09/18	Patriots	3	6	1:33	Punt	7	25	3:33	FG	13	71	6:45	FG	11	41	5:43	Miss FG
09/22	at Browns	4	18	1:56	Punt	10	38	5:27	Punt	5	14	2:00	Punt	14	70	7:02	FG
10/02	Jets	8	30	5:03	Punt	6	29	2:54	INT	3	9	2:16	Punt	3	1	1:07	Punt
10/09	at Bills	12	50	6:18	FG	8	55	4:22	Downs	3	98	1:04	TD	10	79	5:19	FUM
10/16	Buccaneers	11	66	6:24	TD	4	5	1:05	FG	3	1	0:58	Punt	14	69	6:31	FG
10/23	at Dolphins	3	7	1:14	Punt	3	-2	2:12	Punt	9	71	4:15	TD	8	58	4:11	Downs
10/30	at Eagles	3	-7	1:51	Punt	15	64	6:58	FG	9	68	3:46	TD	5	75	2:07	TD
11/13	Saints	6	21	1:56	Punt	10	64	4:39	Miss FG	3	0	2:05	Punt	3	-2	1:26	Punt
11/20	Bengals	3	7	1:54	Punt	3	1	1:33	Punt	3	2	2:03	Punt	4	10	1:43	Punt
11/28	at Colts	10	48	5:33	FG	3	9	1:09	Punt	2	0	0:18	INT	4	19	1:56	TD
12/04	at Falcons	16	47	7:27	FG	14	75	7:36	FG	7	23	3:36	Punt	6	10	2:38	Punt
12/11	Ravens	5	15	3:07	Punt	6	27	4:11	Punt	3	9	1:29	Punt	6	34	3:31	Punt
12/18	at Panthers	12	67	7:06	TD	21	91	11:43	TD	3	8	2:06	Punt	11	64	6:25	FG
12/24	Raiders	6	18	2:58	Punt	6	39	3:12	INT	14	72	8:22	TD	1	0	0:09	INT
01/01	at Ravens	15	73	7:59	FG	12	43	5:49	FG	15	61	7:52	FG	8	42	5:29	FG
01/08	Browns	11	62	6:14	FUM	12	59	5:56	FG	4	20	2:32	Punt	6	13	3:22	INT

STEELERS																										
DATE		OPPONENT	STARTING																							
			QB	POSS	TD	PAT	2-PT	M-2PT	FG	FGA	MFG	BGK-FG	PUNT	INT	FUM	SAF	DWS	HF	GM	PTS	TD%	SCORE	%	PTS/POSS		
9/11	at Cincinnati	Trubisky	15	1	2	0	0	0	3	4	1	0	8	0	0	0	0	2	0	16	6.7	26.7		1.07		
9/18	New England	Trubisky	9	1	1	1	1	1	2	2	0	0	4	1	1	0	0	1	0	14	11.1	33.3		1.56		
9/22	at Cleveland	Trubisky	11	2	2	0	0	1	2	1	0	0	5	0	1	0	0	1	0	17	18.2	27.3		1.55		
10/2	N.Y. Jets	Trubisky	12	2	2	0	0	2	2	0	0	0	4	4	0	0	0	0	0	20	16.7	33.3		1.67		
10/9	at Buffalo	Pickett	11	0	0	0	0	0	1	3	2	0	4	1	1	0	3	0	0	3	0.0	9.1		0.27		
10/16	Tampa Bay	Pickett	10	2	2	0	0	0	2	2	0	0	5	0	0	0	0	0	1	20	20.0	40.0		2.00		
10/23	at Miami	Pickett	12	1	1	0	0	0	1	1	0	0	6	3	0	0	0	1	0	10	8.3	16.7		0.83		
10/30	at Philadelphia	Pickett	10	1	1	0	0	0	2	2	0	0	4	1	1	0	0	1	0	13	10.0	30.0		1.30		
11/13	New Orleans	Pickett	11	2	2	0	0	0	2	4	2	0	3	0	0	0	0	1	1	20	18.2	36.4		1.82		
11/20	Cincinnati	Pickett	13	3	3	0	0	0	3	3	0	0	6	0	0	0	1	0	0	30	23.1	46.2		2.31		
11/28	at Indianapolis	Pickett	10	2	2	1	1	1	3	3	0	0	4	0	0	0	0	0	1	24	20.0	50.0		2.40		
12/4	at Atlanta	Pickett	9	1	1	0	0	0	4	4	0	0	2	0	0	0	0	1	1	19	11.1	55.6		2.11		
12/11	Baltimore	Pickett	9	2	2	0	0	0	0	1	1	1	3	3	0	0	0	0	0	14	22.2	22.2		1.56		
12/18	at Carolina	Trubisky	9	3	3	0	0	0	1	1	0	0	3	0	0	0	0	1	1	24	33.3	44.4		2.67		
12/24	Las Vegas	Pickett	11	1	1	0	0	0	2	4	2	0	3	1	0	0	0	1	1	13	9.1	27.3		1.18		
1/1	at Baltimore	Pickett	9	1	1	0	0	0	3	4	1	0	2	0	0	0	0	1	1	16	11.1	44.4		1.78		
1/8	Cleveland	Pickett	9	3	3	1	1	1	2	2	0	0	3	0	1	0	0	0	0	28	33.3	55.6		3.11		
2022 TOTALS			180	28	29	3	3	3	34	44	10	1	69	14	5	0	4	11	7	301	15.6	34.4		1.67		

OPPONENT		(AS OF JAN 24, 2023, 4:15 AM PST)																2022 : REGULAR SEASON					
OPPONENTS																							
DATE	OPPONENT	STARTING QB	POSS	TD	PAT	2-PT	M-2PT	FG	FGA	FG%	KB	FG	PUNT	INT	FUM	SAF	OWNS	HFG	GM	PTS	TD%	SCORE%	PTS/POSS
9/11	at Cincinnati	J. Burrow	14	2	1	1	1	2	3	1	0	3	4	1	0	1	0	0	20	14.3	28.6	1.43	
9/18	New England	M. Jones	10	2	2	0	0	1	2	1	0	4	1	0	0	0	0	1	17	20.0	30.0	1.70	
9/22	at Cleveland	J. Brissett	10	3	2	0	0	1	1	0	0	5	0	0	0	1	0	0	23	30.0	40.0	2.30	
10/2	N.Y. Jets	Z. Wilson	11	3	3	0	0	1	1	0	0	5	2	0	0	0	0	0	24	27.3	36.4	2.18	
10/9	at Buffalo	J. Allen	13	5	5	0	0	1	2	1	1	2	1	1	0	0	1	1	38	38.5	46.2	2.92	
10/16	Tampa Bay	T. Brady	10	1	0	1	0	4	4	0	0	5	0	0	0	0	0	0	18	10.0	50.0	1.80	
10/23	at Miami	T. Tagovailoa	12	1	1	0	0	3	3	0	0	6	0	0	0	1	0	1	16	8.3	33.3	1.33	
10/30	at Philadelphia	J. Hurts	10	5	5	0	0	0	0	0	0	4	0	0	0	0	0	1	35	50.0	50.0	3.50	
11/13	New Orleans	A. Dalton	10	1	1	0	0	1	1	0	0	5	2	0	0	1	0	0	10	10.0	20.0	1.00	
11/20	Cincinnati	J. Burrow	13	4	4	0	0	3	3	0	0	3	2	0	0	0	0	1	37	30.8	53.8	2.85	
11/28	at Indianapolis	M. Ryan	10	2	2	0	0	1	2	1	1	3	1	1	0	1	0	0	17	20.0	30.0	1.70	
12/4	at Atlanta	M. Mariota	8	1	1	0	0	3	3	0	0	3	1	0	0	0	0	0	16	12.5	50.0	2.00	
12/11	Baltimore	T. Huntley	10	1	1	0	0	3	3	0	0	3	0	0	0	1	1	1	16	10.0	40.0	1.60	
12/18	at Carolina	S. Darnold	8	1	1	0	0	3	3	0	0	4	0	0	0	0	0	0	16	12.5	50.0	2.00	
12/24	Las Vegas	D. Carr	10	1	1	0	0	1	1	0	0	5	3	0	0	0	0	0	10	10.0	20.0	1.00	
1/1	at Baltimore	T. Huntley	8	1	1	0	0	2	2	0	0	4	1	0	0	0	0	0	13	12.5	37.5	1.63	
1/8	Cleveland	D. Watson	10	2	2	0	0	0	0	0	0	4	2	0	0	1	1	0	14	20.0	20.0	1.40	
2022 TOTALS			177	36	33	2	1	30	34	4	2	68	20	3	0	7	3	6	340	20.3	37.3	1.92	

STEELERS 2022 REGULAR SEASON SCORING DRIVES

DATE	OPPONENT	ACQUIRED	DRIVE START	PLAYS	YARDS	Q/TIME	FIRST DOWNS	SCORING PLAY	PIT	OPP
09/11	at Cincinnati	Fumble	CIN 34	5	32	Q11:57	1	C. Boswell: 20-yard FG	10	3
		Interception	PIT 41	7	59	Q24:22	4	N. Harris: 1-yard pass from M. Trubisky	17	3
		Punt	CIN 45	7	15	Q4:20:08	1	C. Boswell: 48-yard FG	20	14
		Punt	PIT 20	8	45	Q10:56	2	C. Boswell: 53-yard FG	23	20
09/18	New England	Interception	PIT 34	16	48	Q17:07	4	Q2: C. Boswell: 36-yard FG	3	3
		Missed FG	PIT 42	7	25	Q313:33	2	C. Boswell: 52-yard FG	6	10
		Kickoff	PIT 25	9	75	Q312:49	5	Q4: P. Freiermuth: 8-yard pass from M. Trubisky	14	17
09/22	at Cleveland	Kickoff	PIT 25	7	75	Q12:59	4	Q2: N. Harris: 5-yard run	7	7
		Kickoff	PIT 25	10	75	Q215:08	6	M. Trubisky: 1-yard run	14	13
		Punt	PIT 20	7	63	Q411:25	3	C. Boswell: 34-yard FG	17	23
10/02	N.Y. Jets	Kickoff	PIT 25	10	42	Q24:07	3	C. Boswell: 51-yard FG	3	10
		Interception	PIT 30	3	29	Q210:20	2	C. Boswell: 59-yard FG	6	10
		Interception	NYJ 4	3	4	Q311:27	1	K. Pickett: 1-yard run	13	10
		Punt	PIT 18	12	82	Q316:31	6	Q4: K. Pickett: 2-yard run	20	10
10/09	at Buffalo	Missed FG	PIT 39	12	50	Q116:18	4	C. Boswell: 29-yard FG	3	7
10/16	Tampa Bay	Punt	PIT 34	11	66	Q116:24	5	N. Harris: 6-yard pass from K. Pickett	7	0
		Kickoff	PIT 19	12	44	Q216:54	3	C. Boswell: 55-yard FG	10	6
		Kickoff	TB 12	4	5	Q31:05	0	C. Boswell: 25-yard FG	13	9
		Punt	PIT 29	8	71	Q413:43	3	C. Claypool: 6-yard pass from M. Trubisky	20	12
10/23	at Miami	Kickoff	PIT 25	12	48	Q115:43	3	Q2: C. Boswell: 45-yard FG	3	13
		Punt	PIT 14	13	86	Q217:29	6	G. Pickens: 7-yard pass from K. Pickett	10	13
10/30	at Philadelphia	Kickoff	PIT 25	13	75	Q117:26	6	D. Watt: 1-yard pass from C. Claypool	7	7
		Kickoff	PIT 35	12	45	Q215:11	3	N. Sciba: 38-yard FG	10	21
		Kickoff	PIT 25	15	64	Q316:58	4	N. Sciba: 29-yard FG	13	28
11/13	New Orleans	Punt	PIT 43	12	57	Q115:53	5	G. Pickens: 1-yard run	7	0
		Punt	PIT 20	8	65	Q112:54	2	Q2: M. Wright: 33-yard FG	10	0
		Punt	PIT 2	11	83	Q316:22	5	Q4: M. Wright: 33-yard FG	13	10
		Interception	NO 44	8	44	Q413:38	4	K. Pickett: 1-yard run	20	10
11/20	Cincinnati	Kickoff	PIT 35	9	41	Q114:17	2	M. Wright: 42-yard FG	3	3
		Kickoff	PIT 44	8	56	Q112:41	3	Q2: N. Harris: 19-yard run	10	10
		Kickoff	PIT 35	10	65	Q214:51	4	G. Pickens: 24-yard pass from K. Pickett	17	17
		Interception	PIT 44	5	44	Q210:31	2	M. Wright: 30-yard FG	20	17
		Interception	CIN 21	4	6	Q310:55	0	M. Wright: 34-yard FG	23	24
		Kickoff	PIT 28	9	72	Q412:33	4	N. Harris: 1-yard run	30	37
11/28	at Indianapolis	Kickoff	PIT 25	10	48	Q115:33	3	M. Wright: 45-yard FG	3	0
		Punt	PIT 39	8	27	Q113:51	2	Q2: M. Wright: 52-yard FG	6	0
		Punt	PIT 21	10	79	Q215:31	5	N. Harris: 6-yard run	13	0
		Kickoff	PIT 25	12	68	Q212:52	5	M. Wright: 25-yard FG	16	3
		Kickoff	PIT 25	11	75	Q315:21	5	Q4: B. Snell Jr.: 2-yard run	24	17
		Kickoff	PIT 25	16	47	Q117:27	4	M. Wright: 46-yard FG	3	0
12/04	at Atlanta	Punt	PIT 14	12	58	Q115:23	4	Q2: M. Wright: 46-yard FG	6	0
		Kickoff	PIT 25	4	75	Q212:09	2	C. Heyward: 17-yard pass from K. Pickett	13	3
		Kickoff	PIT 25	9	45	Q213:36	3	M. Wright: 48-yard FG	16	6
		Punt	PIT 10	14	75	Q317:36	6	M. Wright: 33-yard FG	19	6
		Kickoff	PIT 36	5	64	Q112:18	4	N. Harris: 1-yard run	7	10
12/11	Baltimore	Kickoff	PIT 25	5	75	Q410:49	4	P. Freiermuth: 10-yard pass from M. Trubisky	14	16
		Kickoff	PIT 36	5	64	Q112:18	4	N. Harris: 1-yard run	7	10
12/18	at Carolina	Punt	PIT 33	12	67	Q117:06	6	N. Harris: 7-yard run	7	0
		Kickoff	PIT 25	10	75	Q215:52	4	J. Warren: 2-yard run	14	7
		Kickoff	PIT 9	21	91	Q311:43	8	M. Trubisky: 1-yard run	21	7
		Kickoff	PIT 25	13	43	Q415:11	3	C. Boswell: 50-yard FG	24	13
12/24	Las Vegas	Punt	PIT 12	15	62	Q217:50	4	C. Boswell: 44-yard FG	3	7
		Punt	PIT 45	9	33	Q415:07	2	C. Boswell: 40-yard FG	6	10
		Punt	PIT 24	10	76	Q412:09	5	G. Pickens: 14-yard pass from K. Pickett	13	10
01/01	at Baltimore	Kickoff	PIT 25	15	73	Q117:59	4	C. Boswell: 21-yard FG	3	0
		Kickoff	PIT 25	12	43	Q315:49	3	C. Boswell: 51-yard FG	6	13
		Punt	PIT 5	13	80	Q316:02	5	Q4: C. Boswell: 33-yard FG	9	13
		Punt	PIT 20	11	80	Q413:20	5	N. Harris: 10-yard pass from K. Pickett	16	13
01/08	Cleveland	Kickoff	PIT 25	9	75	Q214:40	4	G. Pickens: 31-yard pass from K. Pickett	7	7
		Interception	PIT 44	6	25	Q210:33	1	C. Boswell: 49-yard FG	10	7
		Kickoff	PIT 25	12	59	Q315:56	4	C. Boswell: 34-yard FG	13	7
		Interception	CLE 25	6	25	Q312:30	3	N. Harris: 4-yard run	20	7
		Kickoff	PIT 25	14	75	Q415:34	6	D. Watt: 1-yard run	28	14
		Kickoff	PIT 25	14	75	Q415:34	6	D. Watt: 1-yard run	28	14
AVG				9.9	56.0	4:27	3.6			

STEELERS OPPONENTS 2022 REGULAR SEASON SCORING DRIVES

DATE	OPPONENT	ACQUIRED	DRIVE START	PLAYS	YARDS	Q/TIME	FIRST DOWNS	SCORING PLAY	PIT	OPP
09/11	at Cincinnati	Kickoff	CIN 25	10	34	Q115:26	3	E. McPherson: 59-yard FG	7	3
		Punt	CIN 35	9	57	Q213:47	2	E. McPherson: 26-yard FG	17	6
		Punt	PIT 46	9	46	Q315:44	4	T. Boyd: 2-yard pass from J. Burrow	17	14
		Punt	CIN 40	9	60	Q411:25	5	J. Chase: 6-yard pass from J. Burrow	20	20
09/18	New England	Punt	NE 20	13	71	Q116:45	4	N. Folk: 28-yard FG	0	3
		Punt	NE 26	8	74	Q212:46	3	N. Agholor: 44-yard pass from M. Jones	3	10
		Muffed Punt	PIT 10	3	10	Q311:11	1	D. Harris: 2-yard run	6	17
09/22	at Cleveland	Missed FG	CLE 40	7	60	Q113:01	3	A. Cooper: 11-yard pass from J. Brissett	0	7
		Kickoff	CLE 21	12	79	Q215:57	6	D. Njoku: 7-yard pass from J. Brissett	7	13
		Punt	CLE 14	14	70	Q317:02	4	C. York: 34-yard FG	14	16
		Punt	CLE 20	11	80	Q316:35	4	Q4: N. Chubb: 1-yard run	14	23
10/02	N.Y. Jets	Interception	PIT 36	7	16	Q113:32	1	G. Zuerlein: 38-yard FG	0	3
		Punt	NYJ 30	9	70	Q114:28	4	Q2: Z. Wilson: 2-yard pass from B. Berrios	0	10
		Kickoff	NYJ 19	11	81	Q416:05	4	C. Davis: 5-yard pass from Z. Wilson	20	17
		Interception	NYJ 35	10	65	Q413:18	5	B. Hall: 2-yard run	20	24

10/09	at Buffalo	Kickoff	BUF 2	3	98	Q11:04	1	G. Davis: 98-yard pass from J. Allen	0	7
		Kickoff	BUF 35	7	48	Q12:57	2	T. Bass: 35-yard FG	3	10
		Punt	BUF 38	1	62	Q20:10	1	G. Davis: 62-yard pass from J. Allen	3	17
		Punt	BUF 47	2	53	Q20:33	3	S. Diggs: 15-yard pass from J. Allen	3	24
		Missed FG	BUF 23	8	77	Q22:37	4	K. Shakir: 24-yard pass from J. Allen	3	31
		Missed FG	BUF 35	2	65	Q40:57	2	J. Cook: 24-yard run	3	38
10/16	Tampa Bay	Kickoff	TB 28	12	60	Q14:48	4	R. Succop: 30-yard FG	7	3
		Punt	TB 46	11	45	Q15:24	4	Q2: R. Succop: 27-yard FG	7	6
		Punt	TB 49	4	15	Q20:23	1	R. Succop: 54-yard FG	10	9
		Kickoff	TB 25	14	69	Q36:31	5	R. Succop: 24-yard FG	13	12
		Kickoff	TB 27	14	73	Q45:17	5	L. Fournette: 11-yard pass from T. Brady	20	18
10/23	at Miami	Kickoff	MIA 29	9	71	Q14:15	5	R. Mostert: 8-yard pass from T. Tagovailoa	0	7
		Punt	MIA 35	8	59	Q13:59	3	J. Sanders: 24-yard FG	0	10
		Interception	MIA 47	7	30	Q12:12	2	J. Sanders: 42-yard FG	0	13
		Kickoff	MIA 15	8	56	Q21:48	2	J. Sanders: 47-yard FG	10	16
10/30	at Philadelphia	Punt	PHI 32	9	68	Q13:46	3	A. Brown: 39-yard pass from J. Hurts	0	7
		Kickoff	PHI 21	11	79	Q14:09	4	Q2: A. Brown: 27-yard pass from J. Hurts	7	14
		Punt	PHI 40	3	60	Q21:09	3	A. Brown: 29-yard pass from J. Hurts	7	21
		Kickoff	PHI 25	5	75	Q32:07	4	Z. Pascal: 34-yard pass from J. Hurts	10	28
		Fumble	PHI 46	2	54	Q40:55	2	M. Sanders: 11-yard run	13	35
11/13	New Orleans	Punt	NO 34	9	40	Q24:04	3	W. Lutz: 44-yard FG	10	3
		Punt	NO 29	6	71	Q21:34	4	J. Johnson: 15-yard pass from A. Dalton	10	10
11/20	Cincinnati	Punt	CIN 43	5	30	Q12:09	1	E. McPherson: 45-yard FG	0	3
		Kickoff	CIN 21	6	79	Q13:58	3	S. Perine: 29-yard pass from J. Burrow	3	10
		Kickoff	CIN 8	10	92	Q26:20	5	S. Perine: 11-yard pass from J. Burrow	10	17
		Punt	CIN 41	7	59	Q33:05	3	T. Irwin: 1-yard pass from J. Burrow	20	24
		Kickoff	CIN 42	9	22	Q33:57	2	E. McPherson: 54-yard FG	23	27
		Punt	CIN 7	8	93	Q45:03	5	S. Perine: 6-yard pass from J. Burrow	23	34
		Downs	PIT 28	4	2	Q40:17	0	E. McPherson: 44-yard FG	23	37
11/28	at Indianapolis	Kickoff	IND 25	10	42	Q23:58	3	C. McLaughlin: 51-yard FG	13	3
		Kickoff	PIT 19	4	19	Q31:56	2	J. Taylor: 2-yard run	16	10
		Punt	IND 45	6	55	Q32:41	3	M. Pittman Jr.: 6-yard pass from M. Ryan	16	17
12/04	at Atlanta	Kickoff	ATL 26	8	42	Q24:19	3	Y. Koo: 50-yard FG	6	3
		Kickoff	ATL 25	5	42	Q22:01	1	Y. Koo: 51-yard FG	13	6
		Kickoff	ATL 25	8	75	Q34:03	5	M. Pruitt: 7-yard pass from M. Mariota	19	13
		Punt	ATL 26	16	64	Q49:21	4	Y. Koo: 28-yard FG	19	16
12/11	Baltimore	Punt	BAL 25	11	51	Q15:38	3	J. Tucker: 42-yard FG	0	3
		Punt	PIT 48	2	48	Q10:45	2	J. Dobbins: 4-yard run	0	10
		Interception	BAL 29	10	54	Q24:32	3	J. Tucker: 35-yard FG	7	13
		Missed FG	BAL 30	13	57	Q47:55	4	J. Tucker: 30-yard FG	7	16
12/18	at Carolina	Kickoff	CAR 15	11	85	Q16:36	5	Q2: D. Moore: 5-yard pass from S. Darnold	7	7
		Kickoff	CAR 25	11	64	Q36:25	3	Q4: E. Piñeiro: 29-yard FG	21	10
		Punt	CAR 27	7	59	Q44:06	3	E. Piñeiro: 32-yard FG	21	13
		Kickoff	CAR 37	5	29	Q40:45	1	E. Piñeiro: 52-yard FG	24	16
12/24	Las Vegas	Kickoff	LV 28	14	72	Q18:22	6	H. Renfrow: 14-yard pass from D. Carr	0	7
		Kickoff	LV 25	9	53	Q21:44	2	D. Carlson: 40-yard FG	3	10
01/01	at Baltimore	Kickoff	BAL 27	15	61	Q17:52	5	Q2: J. Tucker: 30-yard FG	3	3
		Missed FG	BAL 38	11	62	Q23:23	6	I. Likely: 7-yard pass from T. Huntley	3	10
		Kickoff	BAL 25	8	42	Q35:29	2	J. Tucker: 51-yard FG	3	13
01/08	Cleveland	Punt	CLE 29	10	71	Q24:57	5	D. Njoku: 10-yard pass from D. Watson	0	7
		Punt	CLE 23	7	77	Q44:38	5	N. Chubb: 2-yard pass from D. Watson	20	14
AVG				8.3	57.6	3:50	3.3			

STEELERS OPPONENTS 2022 REGULAR SEASON SCORING DRIVES														
DATE	OPPONENT	ACQUIRED	DRIVE START	PLAYS	YARDS	Q/TIME	FIRST DOWNS	SCORING PLAY				PIT	OPP	
09/11	at Cincinnati	Kickoff	CIN 25	10	34	Q1:5:26	3	E. McPherson: 59-yard FG				7	3	
		Punt	CIN 35	9	57	Q2:3:47	2	E. McPherson: 26-yard FG				17	6	
		Punt	PIT 46	9	46	Q3:5:44	4	T. Boyd: 2-yard pass from J. Burrow				17	14	
		Punt	CIN 40	9	60	Q4:1:25	5	J. Chase: 6-yard pass from J. Burrow				20	20	
09/18	New England	Punt	NE 20	13	71	Q1:6:45	4	N. Folk: 28-yard FG				0	3	
		Punt	NE 26	8	74	Q2:2:46	3	N. Agholor: 44-yard pass from M. Jones				3	10	
		Muffed Punt	PIT 10	3	10	Q3:1:11	1	D. Harris: 2-yard run				6	17	
09/22	at Cleveland	Missed FG	CLE 40	7	60	Q1:3:01	3	A. Cooper: 11-yard pass from J. Brissett				0	7	
		Kickoff	CLE 21	12	79	Q2:5:57	6	D. Njoku: 7-yard pass from J. Brissett				7	13	
		Punt	CLE 14	14	70	Q3:7:02	4	C. York: 34-yard FG				14	16	
		Punt	CLE 20	11	80	Q3:6:35	4	Q4: N. Chubb: 1-yard run				14	23	
10/02	N.Y. Jets	Interception	PIT 36	7	16	Q1:3:32	1	G. Zuerlein: 38-yard FG				0	3	
		Punt	NYJ 30	9	70	Q1:4:28	4	Q2: Z. Wilson: 2-yard pass from B. Berrios				0	10	
		Kickoff	NYJ 19	11	81	Q4:6:05	4	C. Davis: 5-yard pass from Z. Wilson				20	17	
		Interception	NYJ 35	10	65	Q4:3:18	5	B. Hall: 2-yard run				20	24	
10/09	at Buffalo	Kickoff	BUF 2	3	98	Q1:1:04	1	G. Davis: 98-yard pass from J. Allen				0	7	
		Kickoff	BUF 35	7	48	Q1:2:57	2	T. Bass: 35-yard FG				3	10	
		Punt	BUF 38	1	62	Q2:0:10	1	G. Davis: 62-yard pass from J. Allen				3	17	
		Punt	BUF 47	2	53	Q2:0:33	3	S. Diggs: 15-yard pass from J. Allen				3	24	
		Missed FG	BUF 23	8	77	Q2:2:37	4	K. Shakir: 24-yard pass from J. Allen				3	31	
		Missed FG	BUF 35	2	65	Q4:0:57	2	J. Cook: 24-yard run				3	38	
10/16	Tampa Bay	Kickoff	TB 28	12	60	Q1:4:48	4	R. Succop: 30-yard FG				7	3	
		Punt	TB 46	11	45	Q1:5:24	4	Q2: R. Succop: 27-yard FG				7	6	
		Punt	TB 49	4	15	Q2:0:23	1	R. Succop: 54-yard FG				10	9	
		Kickoff	TB 25	14	69	Q3:6:31	5	R. Succop: 24-yard FG				13	12	
		Kickoff	TB 27	14	73	Q4:5:17	5	L. Fournette: 11-yard pass from T. Brady				20	18	
10/23	at Miami	Kickoff	MIA 29	9	71	Q1:4:15	5	R. Mostert: 8-yard pass from T. Tagovailoa				0	7	
		Punt	MIA 35	8	59	Q1:3:59	3	J. Sanders: 24-yard FG				0	10	
		Interception	MIA 47	7	30	Q1:2:12	2	J. Sanders: 42-yard FG				0	13	
		Kickoff	MIA 15	8	56	Q2:1:48	2	J. Sanders: 47-yard FG				10	16	
10/30	at Philadelphia	Punt	PHI 32	9	68	Q1:3:46	3	A. Brown: 39-yard pass from J. Hurts				0	7	
		Kickoff	PHI 21	11	79	Q1:4:09	4	Q2: A. Brown: 27-yard pass from J. Hurts				7	14	
		Punt	PHI 40	3	60	Q2:1:09	3	A. Brown: 29-yard pass from J. Hurts				7	21	
		Kickoff	PHI 25	5	75	Q3:2:07	4	Z. Pascal: 34-yard pass from J. Hurts				10	28	
		Fumble	PHI 46	2	54	Q4:0:55	2	M. Sanders: 11-yard run				13	35	
11/13	New Orleans	Punt	NO 34	9	40	Q2:4:04	3	W. Lutz: 44-yard FG				10	3	
		Punt	NO 29	6	71	Q2:1:34	4	J. Johnson: 15-yard pass from A. Dalton				10	10	
11/20	Cincinnati	Punt	CIN 43	5	30	Q1:2:09	1	E. McPherson: 45-yard FG				0	3	
		Kickoff	CIN 21	6	79	Q1:3:58	3	S. Perine: 29-yard pass from J. Burrow				3	10	
		Kickoff	CIN 8	10	92	Q2:6:20	5	S. Perine: 11-yard pass from J. Burrow				10	17	
		Punt	CIN 41	7	59	Q3:3:05	3	T. Irwin: 1-yard pass from J. Burrow				20	24	
		Kickoff	CIN 42	9	22	Q3:3:57	2	E. McPherson: 54-yard FG				23	27	
		Punt	CIN 7	8	93	Q4:5:03	5	S. Perine: 6-yard pass from J. Burrow				23	34	
		Downs	PIT 28	4	2	Q4:0:17	0	E. McPherson: 44-yard FG				23	37	
11/28	at Indianapolis	Kickoff	IND 25	10	42	Q2:3:58	3	C. McLaughlin: 51-yard FG				13	3	
		Kickoff	PIT 19	4	19	Q3:1:56	2	J. Taylor: 2-yard run				16	10	
		Punt	IND 45	6	55	Q3:2:41	3	M. Pittman Jr.: 6-yard pass from M. Ryan				16	17	
12/04	at Atlanta	Kickoff	ATL 26	8	42	Q2:4:19	3	Y. Koo: 50-yard FG				6	3	
		Kickoff	ATL 25	5	42	Q2:2:01	1	Y. Koo: 51-yard FG				13	6	
		Kickoff	ATL 25	8	75	Q3:4:03	5	M. Pruitt: 7-yard pass from M. Mariota				19	13	
		Punt	ATL 26	16	64	Q4:9:21	4	Y. Koo: 28-yard FG				19	16	
12/11	Baltimore	Punt	BAL 25	11	51	Q1:5:38	3	J. Tucker: 42-yard FG				0	3	
		Punt	PIT 48	2	48	Q1:0:45	2	J. Dobbins: 4-yard run				0	10	
		Interception	BAL 29	10	54	Q2:4:32	3	J. Tucker: 35-yard FG				7	13	
		Missed FG	BAL 30	13	57	Q4:7:55	4	J. Tucker: 30-yard FG				7	16	
12/18	at Carolina	Kickoff	CAR 15	11	85	Q1:6:36	5	Q2: D. Moore: 5-yard pass from S. Darnold				7	7	
		Kickoff	CAR 25	11	64	Q3:6:25	3	Q4: E. Pifheiro: 29-yard FG				21	10	
		Punt	CAR 27	7	59	Q4:4:06	3	E. Pifheiro: 32-yard FG				21	13	
		Kickoff	CAR 37	5	29	Q4:0:45	1	E. Pifheiro: 52-yard FG				24	16	
12/24	Las Vegas	Kickoff	LV 28	14	72	Q1:8:22	6	H. Renfrow: 14-yard pass from D. Carr				0	7	
		Kickoff	LV 25	9	53	Q2:1:44	2	D. Carlson: 40-yard FG				3	10	
01/01	at Baltimore	Kickoff	BAL 27	15	61	Q1:7:52	5	Q2: J. Tucker: 30-yard FG				3	3	
		Missed FG	BAL 38	11	62	Q2:3:23	6	I. Likely: 7-yard pass from T. Huntley				3	10	
		Kickoff	BAL 25	8	42	Q3:5:29	2	J. Tucker: 51-yard FG				3	13	
01/08	Cleveland	Punt	CLE 29	10	71	Q2:4:57	5	D. Njoku: 10-yard pass from D. Watson				0	7	
		Punt	CLE 23	7	77	Q4:4:38	5	N. Chubb: 2-yard pass from D. Watson				20	14	
AVG					8.3	57.6	3:50	3.3						
TOTALS					547	3,802	253:56	215						

STEELERS			(AS OF JAN 24, 2023, 4:15 AM PST)			2022 : REGULAR SEASON		
PLAYS			NET YARDS			TIME		
DATE	OPPONENT	PLAYS	DATE	OPPONENT	NET YARDS	DATE	OPPONENT	TIME
12/18	at Carolina	21 (touchdown)	12/18	at Carolina	91 (touchdown) [PEN: -15, GROSS: 106]	12/18	at Carolina	11:43 (touchdown)
9/18	New England	16 (field goal)	10/23	at Miami	86 (touchdown) [PEN: -10, GROSS: 96]	1/1	at Baltimore	7:59 (field goal)
12/4	at Atlanta	16 (field goal)	11/13	New Orleans	83 (field goal) [PEN: 5, GROSS: 78]	12/24	Las Vegas	7:50 (field goal)
10/30	at Philadelphia	15 (field goal)	10/2	N.Y. Jets	82 (touchdown) [PEN: -5, GROSS: 87]	12/4	at Atlanta	7:36 (field goal)
12/24	Las Vegas	15 (field goal)	1/1	at Baltimore	80 (field goal) [PEN: 0, GROSS: 80]	10/23	at Miami	7:29 (touchdown)
1/1	at Baltimore	15 (field goal)	1/1	at Baltimore	80 (touchdown) [PEN: 0, GROSS: 80]	10/30	at Philadelphia	7:26 (touchdown)
1/8	Cleveland	14 (touchdown)	11/28	at Indianapolis	79 (touchdown) [PEN: 0, GROSS: 79]	9/18	New England	7:07 (field goal)
10/23	at Miami	13 (touchdown)	12/24	Las Vegas	76 (touchdown) [PEN: 0, GROSS: 76]	10/16	Tampa Bay	6:54 (field goal)
10/9	at Buffalo	12 (downs)	10/30	at Philadelphia	75 (touchdown) [PEN: -9, GROSS: 84]	10/2	N.Y. Jets	6:31 (touchdown)
10/2	N.Y. Jets	12 (touchdown)	12/11	Baltimore	75 (touchdown) [PEN: 15, GROSS: 60]	11/13	New Orleans	6:22 (field goal)
11/28	at Indianapolis	12 (field goal)	9/22	at Cleveland	75 (touchdown) [PEN: 0, GROSS: 75]	10/9	at Buffalo	6:18 (field goal)
11/13	New Orleans	12 (touchdown)	9/22	at Cleveland	75 (touchdown) [PEN: 0, GROSS: 75]	1/8	Cleveland	6:14 (fumble)
10/9	at Buffalo	12 (field goal)	9/18	New England	75 (touchdown) [PEN: 0, GROSS: 75]	12/11	Baltimore	6:02 (interception)
10/16	Tampa Bay	12 (field goal)	12/4	at Atlanta	75 (field goal) [PEN: 4, GROSS: 71]	11/28	at Indianapolis	5:33 (field goal)
9/22	at Cleveland	10 (touchdown)	1/8	Cleveland	75 (touchdown) [PEN: 6, GROSS: 69]	9/22	at Cleveland	5:27 (punt)
9/22	at Cleveland	10 (punt)	12/4	at Atlanta	75 (touchdown) [PEN: -5, GROSS: 80]	11/20	Cincinnati	4:51 (touchdown)
11/20	Cincinnati	10 (touchdown)	1/8	Cleveland	75 (touchdown) [PEN: 1, GROSS: 74]	9/11	at Cincinnati	4:22 (touchdown)
12/11	Baltimore	9 (interception)	11/20	Cincinnati	72 (touchdown) [PEN: 0, GROSS: 72]	--	--	--
12/11	Baltimore	9 (missed fg)	10/16	Tampa Bay	71 (touchdown) [PEN: 0, GROSS: 71]	--	--	--
9/11	at Cincinnati	8 (field goal)	10/9	at Buffalo	60 (missed fg) [PEN: 0, GROSS: 60]	--	--	--
--	--	--	9/11	at Cincinnati	59 (touchdown) [PEN: 2, GROSS: 57]	--	--	--

OPPONENT			(AS OF JAN 24, 2023, 4:15 AM PST)						2021 : REGULAR SEASON		
PLAYS			NET YARDS			TIME					
DATE	OPPONENT	PLAYS	DATE	OPPONENT	NET YARDS	DATE	OPPONENT	TIME			
12/19	Tennessee	19 (field goal)	12/5	Baltimore	99 (touchdown) [PEN: 5, GROSS: 94]	12/5	Baltimore	10:27 (touchdown)			
1/3	Cleveland	17 (touchdown)	11/21	at L.A. Chargers	98 (touchdown) [PEN: 0, GROSS: 98]	12/19	Tennessee	10:17 (field goal)			
12/5	Baltimore	16 (touchdown)	9/12	at Buffalo	91 (touchdown) [PEN: -5, GROSS: 96]	12/26	at Kansas City	8:10 (touchdown)			
12/26	at Kansas City	14 (touchdown)	11/8	Chicago	89 (field goal) [PEN: -15, GROSS: 104]	11/28	at Cincinnati	7:35 (touchdown)			
11/28	at Cincinnati	14 (touchdown)	10/31	at Cleveland	86 (touchdown) [PEN: 5, GROSS: 81]	10/10	Denver	7:26 (touchdown)			
10/10	Denver	14 (touchdown)	11/14	Detroit	85 (touchdown) [PEN: 0, GROSS: 85]	11/21	at L.A. Chargers	6:54 (touchdown)			
10/3	at Green Bay	13 (field goal)	11/28	at Cincinnati	84 (touchdown) [PEN: 6, GROSS: 78]	10/31	at Cleveland	6:51 (field goal)			
10/3	at Green Bay	13 (touchdown)	9/19	Las Vegas	82 (touchdown) [PEN: 0, GROSS: 82]	9/19	Las Vegas	6:23 (field goal)			
9/19	Las Vegas	13 (field goal)	12/9	at Minnesota	78 (touchdown) [PEN: -10, GROSS: 88]	9/26	Cincinnati	6:13 (field goal)			
10/31	at Cleveland	13 (field goal)	10/3	at Green Bay	76 (field goal) [PEN: 5, GROSS: 71]	10/3	at Green Bay	5:54 (punt)			
9/12	at Buffalo	13 (touchdown)	1/3	Cleveland	76 (touchdown) [PEN: 26, GROSS: 50]	9/12	at Buffalo	5:39 (touchdown)			
11/14	Detroit	12 (field goal)	10/10	Denver	75 (touchdown) [PEN: -10, GROSS: 85]	12/9	at Minnesota	5:19 (touchdown)			
12/9	at Minnesota	12 (touchdown)	10/17	Seattle	75 (touchdown) [PEN: 3, GROSS: 72]	10/17	Seattle	5:05 (touchdown)			
11/21	at L.A. Chargers	12 (touchdown)	9/26	Cincinnati	75 (touchdown) [PEN: 15, GROSS: 60]	11/8	Chicago	4:59 (field goal)			
11/8	Chicago	12 (field goal)	12/26	at Kansas City	74 (touchdown) [PEN: 0, GROSS: 74]	1/3	Cleveland	4:38 (touchdown)			
11/21	at L.A. Chargers	12 (touchdown)	1/9	at Baltimore	68 (touchdown) [PEN: 0, GROSS: 68]	11/14	Detroit	4:22 (punt)			
10/17	Seattle	10 (touchdown)	12/19	Tennessee	65 (downs) [PEN: 0, GROSS: 65]	1/9	at Baltimore	4:13 (interception)			
9/26	Cincinnati	10 (field goal)	--	--	--	--	--	--			
1/9	at Baltimore	8 (interception)	--	--	--	--	--	--			
1/9	at Baltimore	8 (field goal)	--	--	--	--	--	--			

DATE	OPPONENT	OFFENSE	DEFENSE
09/11	at Cincinnati	FG - 20 yards TD - Pass	FG - 26 yards TD - Pass Downs TD - Pass Missed FG
09/18	New England	FG - 36 yards TD - Pass	FG - 28 yards TD - Run End of Game
09/22	at Cleveland	TD - Run TD - Run FG - 34 yards	TD - Pass TD - Pass FG - 34 yards TD - Run
10/02	N.Y. Jets	TD - Run TD - Run	TD - Pass TD - Pass TD - Run
10/09	at Buffalo	FG - 29 yards Missed FG Downs Downs	Missed FG FG - 35 yards TD - Pass Fumble
10/16	Tampa Bay	TD - Pass FG - 25 yards TD - Pass	FG - 30 yards FG - 27 yards FG - 24 yards TD - Pass
10/23	at Miami	TD - Pass Interception	TD - Pass FG - 24 yards Downs
10/30	at Philadelphia	TD - Pass FG - 38 yards FG - 29 yards	TD - Run
11/13	New Orleans	TD - Run FG - 33 yards Missed FG FG - 33 yards TD - Run	TD - Pass
11/20	Cincinnati	TD - Run TD - Pass FG - 30 yards FG - 34 yards TD - Run	TD - Pass TD - Pass TD - Pass
11/28	at Indianapolis	TD - Run FG - 25 yards TD - Run	TD - Run Fumble TD - Pass
12/04	at Atlanta	TD - Pass FG - 33 yards End of Game	TD - Pass FG - 28 yards
12/11	Baltimore	TD - Run Interception Missed FG TD - Pass	TD - Run FG - 35 yards FG - 30 yards
12/18	at Carolina	TD - Run TD - Run TD - Run	TD - Pass FG - 29 yards FG - 32 yards
12/24	Las Vegas	TD - Pass	TD - Pass
01/01	at Baltimore	FG - 21 yards FG - 33 yards TD - Pass	FG - 30 yards TD - Pass
01/08	Cleveland	Fumble FG - 34 yards TD - Run TD - Run	TD - Pass TD - Pass

OFFENSE DEFENSE		
Inside the 20	52	47
Scores	43	40
Touchdowns	27	26
Field Goals	16	14
Total Points in 20	240	222
Fumbles	1	2
Interceptions	2	0
Missed Field Goals	3	2
Lost on Downs	2	2
End of Half/Game	1	1
TDs Outside	1	10
Red-Zone Percentage	51.9	55.3

STEELERS 2022 REGULAR SEASON INSIDE 20 EFFICIENCY																		
STEELERS																		
Date	Opponent	Pos	TD	PAT	2-Pt.	Miss PAT	FG	FGA	Bk/ MFG	INT	Fum	Dwns	Half	Game	Pts	TD%	Score Pct.	Pts/Poss
09/11	at Cincinnati	2	1	1	0	0	1	1	0	0	0	0	0	0	10	50.0	100.0	5.0
09/18	New England	2	1	0	1	0	1	1	0	0	0	0	0	0	11	50.0	100.0	5.5
09/22	at Cleveland	3	2	2	0	0	1	1	0	0	0	0	0	0	17	66.7	100.0	5.7
10/02	N.Y. Jets	2	2	2	0	0	0	0	0	0	0	0	0	0	14	100.0	100.0	7.0
10/09	at Buffalo	4	0	0	0	0	1	2	1	0	0	2	0	0	3	0.0	25.0	0.8
10/16	Tampa Bay	3	2	2	0	0	1	1	0	0	0	0	0	0	17	66.7	100.0	5.7
10/23	at Miami	2	1	1	0	0	0	0	0	1	0	0	0	0	7	50.0	50.0	3.5
10/30	at Philadelphia	3	1	1	0	0	2	2	0	0	0	0	0	0	13	33.3	100.0	4.3
11/13	New Orleans	5	2	2	0	0	2	3	1	0	0	0	0	0	20	40.0	80.0	4.0
11/20	Cincinnati	5	3	3	0	0	2	2	0	0	0	0	0	0	27	60.0	100.0	5.4
11/28	at Indianapolis	3	2	1	1	0	1	1	0	0	0	0	0	0	18	66.7	100.0	6.0
12/04	at Atlanta	3	1	1	0	0	1	1	0	0	0	0	0	1	10	33.3	66.7	3.3
12/11	Baltimore	4	2	2	0	0	0	1	1	1	0	0	0	0	14	50.0	50.0	3.5
12/18	at Carolina	3	3	3	0	0	0	0	0	0	0	0	0	0	21	100.0	100.0	7.0
12/24	Las Vegas	1	1	1	0	0	0	0	0	0	0	0	0	0	7	100.0	100.0	7.0
01/01	at Baltimore	3	1	1	0	0	2	2	0	0	0	0	0	0	13	33.3	100.0	4.3
01/08	Cleveland	4	2	1	1	0	1	1	0	0	1	0	0	0	18	50.0	75.0	4.5
TOTALS		52	27	24	3	0	16	19	3	2	1	2	0	1	240	51.9	82.7	4.6

OPPONENT 2022 REGULAR SEASON INSIDE 20 EFFICIENCY																		
OPPONENT																		
Date	Opponent	Pos	TD	PAT	2-Pt.	Miss PAT	FG	FGA	Bk/ MFG	INT	Fum	Dwns	Half	Game	Pts	TD%	Score Pct.	Pts/Poss
09/11	at Cincinnati	5	2	0	1	1	1	2	1	0	0	1	0	0	17	40.0	60.0	3.4
09/18	New England	3	1	1	0	0	1	1	0	0	0	0	0	1	10	33.3	66.7	3.3
09/22	at Cleveland	4	3	2	0	1	1	1	0	0	0	0	0	0	23	75.0	100.0	5.8
10/02	N.Y. Jets	3	3	3	0	0	0	0	0	0	0	0	0	0	21	100.0	100.0	7.0
10/09	at Buffalo	4	1	1	0	0	1	2	1	0	1	0	0	0	10	25.0	50.0	2.5
10/16	Tampa Bay	4	1	0	0	0	3	3	0	0	0	0	0	0	15	25.0	100.0	3.8
10/23	at Miami	3	1	1	0	0	1	1	0	0	0	1	0	0	10	33.3	66.7	3.3
10/30	at Philadelphia	1	1	1	0	0	0	0	0	0	0	0	0	0	7	100.0	100.0	7.0
11/13	New Orleans	1	1	1	0	0	0	0	0	0	0	0	0	0	7	100.0	100.0	7.0
11/20	Cincinnati	3	3	3	0	0	0	0	0	0	0	0	0	0	21	100.0	100.0	7.0
11/28	at Indianapolis	3	2	2	0	0	0	0	0	0	1	0	0	0	14	66.7	66.7	4.7
12/04	at Atlanta	2	1	1	0	0	1	1	0	0	0	0	0	0	10	50.0	100.0	5.0
12/11	Baltimore	3	1	1	0	0	2	2	0	0	0	0	0	0	13	33.3	100.0	4.3
12/18	at Carolina	3	1	1	0	0	2	2	0	0	0	0	0	0	13	33.3	100.0	4.3
12/24	Las Vegas	1	1	1	0	0	0	0	0	0	0	0	0	0	7	100.0	100.0	7.0
01/01	at Baltimore	2	1	1	0	0	1	1	0	0	0	0	0	0	10	50.0	100.0	5.0
01/08	Cleveland	2	2	2	0	0	0	0	0	0	0	0	0	0	14	100.0	100.0	7.0
TOTALS		47	26	22	1	2	14	16	2	0	2	2	0	1	222	55.3	85.1	4.7

STEELERS 2022 REGULAR SEASON YARDS GAINED BY DOWN																									
STEELERS													OPPONENT												
		1ST DOWN			2ND DOWN			3RD DOWN			4TH DOWN			1ST DOWN			2ND DOWN			3RD DOWN			4TH DOWN		
Date	Opponent	Att	Yds	Avg	Att	Yds	Avg	Att	Yds	Avg	Att	Yds	Avg	Att	Yds	Avg	Att	Yds	Avg	Att	Yds	Avg	Att	Yds	Avg
09/11	at Cincinnati	26	123	4.7	20	85	4.3	15	59	3.9	0	0	0.0	43	166	3.9	32	146	4.6	16	89	5.6	3	31	10.3
09/18	New England	24	107	4.5	19	84	4.4	15	52	3.5	0	0	0.0	26	131	5.0	23	107	4.7	17	138	8.1	0	0	0.0
09/22	at Cleveland	28	177	6.3	18	116	6.4	9	15	1.7	0	0	0.0	29	174	6.0	22	119	5.4	16	70	4.4	4	13	3.3
10/02	N.Y. Jets	29	162	5.6	18	77	4.3	12	59	4.9	1	2	2.0	27	91	3.4	24	126	5.3	15	109	7.3	1	22	22.0
10/09	at Buffalo	34	201	5.9	20	84	4.2	15	79	5.3	3	0	0.0	27	243	9.0	18	111	6.2	9	198	22.0	0	0	0.0
10/16	Tampa Bay	23	69	3.0	22	64	2.9	15	136	9.1	1	1	1.0	29	115	4.0	23	143	6.2	14	37	2.6	2	9	4.5
10/23	at Miami	29	139	4.8	24	115	4.8	14	62	4.4	2	25	12.5	28	204	7.3	19	93	4.9	14	75	5.4	1	0	0.0
10/30	at Philadelphia	30	134	4.5	24	151	6.3	12	0	0.0	3	13	4.3	25	197	7.9	15	86	5.7	12	113	9.4	1	5	5.0
11/13	New Orleans	37	158	4.3	24	128	5.3	17	86	5.1	1	7	7.0	19	87	4.6	13	47	3.6	12	52	4.3	1	0	0.0
11/20	Cincinnati	27	136	5.0	23	91	4.0	17	124	7.3	1	0	0.0	31	166	5.4	25	206	8.2	9	36	4.0	0	0	0.0
11/28	at Indianapolis	29	139	4.8	24	136	5.7	14	48	3.4	0	0	0.0	27	125	4.6	20	101	5.1	12	58	4.8	3	6	2.0
12/04	at Atlanta	29	140	4.8	24	121	5.0	12	90	7.5	0	0	0.0	25	182	7.3	17	86	5.1	10	39	3.9	1	2	2.0
12/11	Baltimore	28	176	6.3	17	109	6.4	8	44	5.5	0	0	0.0	27	173	6.4	19	82	4.3	13	52	4.0	2	2	1.0
12/18	at Carolina	28	93	3.3	24	112	4.7	16	120	7.5	0	0	0.0	18	64	3.6	14	84	6.0	11	61	5.5	0	0	0.0
12/24	Las Vegas	27	100	3.7	23	176	7.7	14	71	5.1	2	3	1.5	22	59	2.7	18	55	3.1	12	87	7.3	0	0	0.0
01/01	at Baltimore	30	153	5.1	24	120	5.0	16	78	4.9	0	0	0.0	22	109	5.0	16	70	4.4	12	61	5.1	0	0	0.0
01/08	Cleveland	28	107	3.8	24	109	4.5	15	117	7.8	0	0	0.0	26	187	7.2	18	54	3.0	12	55	4.6	2	11	5.5
TOTALS		486	2,314	4.8	372	1,878	5.0	236	1,240	5.3	14	51	3.6	451	2,473	5.5	336	1,716	5.1	216	1,330	6.2	21	101	4.8

STEELERS 2022 REGULAR SEASON THIRD DOWN EFFICIENCY												
STEELERS												
Date	Opponent	3rd & 1	3rd & 2	3rd & 3	3rd & 4	3rd & 5	3rd & 6	3rd & 7	3rd & 8	3rd & 9	3rd & 10+	Total
09/11	at Cincinnati	1 / 1	2 / 4	0 / 1	0 / 2	1 / 2	0 / 0	0 / 0	0 / 1	0 / 0	0 / 4	4 / 15
09/18	New England	3 / 3	0 / 1	2 / 2	1 / 3	0 / 0	0 / 0	0 / 1	0 / 2	0 / 0	2 / 3	8 / 15
09/22	at Cleveland	0 / 0	0 / 0	0 / 2	0 / 0	0 / 0	0 / 0	0 / 0	0 / 1	1 / 1	0 / 2	1 / 9
10/02	N.Y. Jets	1 / 2	0 / 0	1 / 1	2 / 3	0 / 1	1 / 1	0 / 0	1 / 2	0 / 0	0 / 2	6 / 12
10/09	at Buffalo	0 / 0	0 / 0	1 / 1	1 / 2	1 / 1	0 / 3	0 / 0	1 / 3	0 / 1	1 / 4	5 / 15
10/16	Tampa Bay	0 / 0	0 / 0	0 / 0	1 / 1	0 / 3	2 / 2	0 / 1	0 / 1	0 / 0	4 / 7	7 / 15
10/23	at Miami	0 / 1	2 / 2	0 / 3	0 / 2	0 / 0	0 / 0	0 / 0	0 / 0	0 / 0	2 / 6	4 / 14
10/30	at Philadelphia	1 / 1	0 / 2	0 / 1	0 / 1	0 / 1	0 / 0	0 / 2	0 / 0	0 / 1	0 / 3	1 / 12
11/13	New Orleans	4 / 4	1 / 2	1 / 1	0 / 0	0 / 1	2 / 2	0 / 1	1 / 1	0 / 1	0 / 4	9 / 17
11/20	Cincinnati	2 / 2	0 / 0	1 / 1	1 / 3	0 / 0	0 / 0	2 / 4	1 / 1	1 / 3	0 / 3	8 / 17
11/28	at Indianapolis	1 / 2	3 / 5	0 / 0	0 / 0	1 / 1	1 / 1	0 / 1	0 / 0	1 / 1	0 / 3	7 / 14
12/04	at Atlanta	3 / 3	0 / 0	1 / 1	1 / 1	0 / 1	0 / 0	0 / 1	1 / 2	0 / 0	0 / 3	6 / 12
12/11	Baltimore	1 / 1	0 / 0	0 / 0	1 / 3	0 / 1	0 / 0	0 / 0	0 / 0	2 / 2	0 / 1	4 / 8
12/18	at Carolina	5 / 5	1 / 1	0 / 1	1 / 1	0 / 1	3 / 5	0 / 0	0 / 0	0 / 0	2 / 2	12 / 16
12/24	Las Vegas	0 / 2	1 / 2	0 / 0	1 / 1	2 / 4	0 / 0	0 / 0	1 / 2	0 / 1	0 / 2	5 / 14
01/01	at Baltimore	4 / 4	1 / 2	0 / 2	2 / 3	1 / 1	0 / 0	0 / 0	1 / 1	0 / 0	1 / 3	10 / 16
01/08	Cleveland	3 / 4	0 / 0	1 / 1	0 / 0	0 / 0	0 / 0	0 / 0	3 / 4	0 / 2	2 / 4	9 / 15
TOTALS		29 / 35	11 / 21	8 / 18	12 / 26	6 / 21	9 / 14	2 / 11	10 / 21	5 / 13	14 / 56	106 / 236
		82.9%	52.4%	44.4%	46.2%	28.6%	64.3%	18.2%	47.6%	38.5%	25.0%	44.9%
		3RD & 1-3: 48 / 74 = 64.9%			3RD & 4-6: 27 / 61 = 44.3%			3RD & 7-10+: 31 / 101 = 30.7%				

OPPONENT 2022 REGULAR SEASON THIRD DOWN EFFICIENCY												
OPPONENT												
Date	Opponent	3rd & 1	3rd & 2	3rd & 3	3rd & 4	3rd & 5	3rd & 6	3rd & 7	3rd & 8	3rd & 9	3rd & 10+	Total
09/11	at Cincinnati	1 / 1	2 / 2	1 / 2	1 / 2	2 / 2	0 / 2	1 / 1	0 / 2	0 / 0	0 / 2	8 / 16
09/18	New England	1 / 1	2 / 3	2 / 2	1 / 1	0 / 2	0 / 0	2 / 2	0 / 1	1 / 2	0 / 3	9 / 17
09/22	at Cleveland	3 / 5	0 / 1	1 / 2	1 / 1	0 / 0	0 / 0	0 / 0	0 / 1	1 / 2	0 / 4	6 / 16
10/02	N.Y. Jets	0 / 0	0 / 0	0 / 0	0 / 0	3 / 3	2 / 3	1 / 2	0 / 1	0 / 1	0 / 5	6 / 15
10/09	at Buffalo	0 / 0	0 / 0	0 / 0	2 / 3	1 / 2	0 / 0	0 / 0	0 / 0	0 / 1	2 / 3	5 / 9
10/16	Tampa Bay	1 / 3	2 / 3	0 / 0	1 / 2	0 / 0	0 / 0	0 / 1	0 / 0	0 / 1	0 / 4	4 / 14
10/23	at Miami	0 / 0	1 / 2	2 / 4	0 / 1	0 / 0	1 / 1	0 / 1	0 / 2	0 / 0	0 / 3	4 / 14
10/30	at Philadelphia	2 / 2	1 / 1	1 / 1	1 / 1	0 / 0	1 / 1	0 / 0	1 / 1	0 / 1	0 / 4	7 / 12
11/13	New Orleans	0 / 1	0 / 0	0 / 0	1 / 1	0 / 1	0 / 0	1 / 2	0 / 0	0 / 2	1 / 5	3 / 12
11/20	Cincinnati	1 / 1	0 / 0	0 / 0	1 / 1	1 / 1	0 / 0	0 / 1	0 / 1	0 / 1	0 / 3	3 / 9
11/28	at Indianapolis	2 / 3	0 / 0	0 / 2	0 / 2	0 / 0	1 / 2	0 / 1	0 / 0	0 / 0	0 / 2	3 / 12
12/04	at Atlanta	2 / 2	1 / 1	0 / 1	0 / 0	0 / 0	0 / 0	0 / 0	0 / 0	0 / 0	0 / 6	3 / 10
12/11	Baltimore	1 / 1	0 / 1	1 / 1	1 / 3	0 / 1	0 / 1	1 / 2	0 / 0	0 / 1	0 / 2	4 / 13
12/18	at Carolina	0 / 0	0 / 1	0 / 0	0 / 1	1 / 1	0 / 0	1 / 1	0 / 3	0 / 0	2 / 4	4 / 11
12/24	Las Vegas	1 / 1	1 / 1	0 / 0	0 / 0	0 / 1	0 / 0	1 / 2	0 / 0	1 / 1	2 / 6	6 / 12
01/01	at Baltimore	1 / 2	1 / 2	0 / 0	0 / 0	0 / 1	1 / 2	1 / 1	1 / 1	0 / 0	0 / 3	5 / 12
01/08	Cleveland	1 / 1	0 / 1	2 / 2	0 / 0	0 / 0	1 / 1	0 / 1	0 / 0	0 / 2	1 / 4	5 / 12
TOTALS		17 / 24	11 / 19	10 / 17	10 / 19	8 / 15	7 / 13	9 / 18	2 / 13	3 / 15	8 / 63	85 / 216
		70.8%	57.9%	58.8%	52.6%	53.3%	53.8%	50.0%	15.4%	20.0%	12.7%	39.4%
		3RD & 1-3: 38 / 60 = 63.3%			3RD & 4-6: 25 / 47 = 53.2%			3RD & 7-10+: 22 / 109 = 20.2%				

2022 REGULAR SEASON FOURTH DOWN EFFICIENCY													
STEELERS								OPPONENT					
Date	Opponent	4th & 1	4th & 2	4th & 3	4th & 4	4th & 5+	Total	4th & 1	4th & 2	4th & 3	4th & 4	4th & 5+	Total
09/11	at Cincinnati	0 / 0	0 / 0	0 / 0	0 / 0	0 / 0	0 / 0	1 / 1	0 / 1	0 / 0	0 / 0	0 / 1	1 / 3
09/18	New England	0 / 0	0 / 0	0 / 0	0 / 0	0 / 0	0 / 0	0 / 0	0 / 0	0 / 0	0 / 0	0 / 0	0 / 0
09/22	at Cleveland	0 / 0	0 / 0	0 / 0	0 / 0	0 / 0	0 / 0	3 / 3	0 / 1	0 / 0	0 / 0	0 / 0	3 / 4
10/02	N.Y. Jets	1 / 1	0 / 0	0 / 0	0 / 0	0 / 0	1 / 1	0 / 0	0 / 0	0 / 0	0 / 0	1 / 1	1 / 1
10/09	at Buffalo	0 / 0	0 / 0	0 / 0	0 / 0	0 / 3	0 / 3	0 / 0	0 / 0	0 / 0	0 / 0	0 / 0	0 / 0
10/16	Tampa Bay	1 / 1	0 / 0	0 / 0	0 / 0	0 / 0	1 / 1	2 / 2	0 / 0	0 / 0	0 / 0	0 / 0	2 / 2
10/23	at Miami	1 / 1	0 / 0	0 / 0	0 / 0	1 / 1	2 / 2	0 / 0	0 / 0	0 / 1	0 / 0	0 / 0	0 / 1
10/30	at Philadelphia	2 / 2	1 / 1	1 / 1	0 / 0	0 / 0	4 / 4	0 / 0	1 / 1	0 / 0	0 / 0	0 / 0	1 / 1
11/13	New Orleans	0 / 0	1 / 1	0 / 0	0 / 0	0 / 0	1 / 1	0 / 1	0 / 0	0 / 0	0 / 0	0 / 0	0 / 1
11/20	Cincinnati	0 / 0	0 / 0	0 / 0	0 / 0	0 / 1	0 / 1	0 / 0	0 / 0	0 / 0	0 / 0	0 / 0	0 / 0
11/28	at Indianapolis	0 / 0	0 / 0	0 / 0	0 / 0	0 / 0	0 / 0	1 / 1	0 / 0	1 / 2	0 / 0	0 / 0	2 / 3
12/04	at Atlanta	0 / 0	0 / 0	0 / 0	0 / 0	0 / 0	0 / 0	1 / 1	0 / 0	0 / 0	0 / 0	0 / 0	1 / 1
12/11	Baltimore	0 / 0	0 / 0	0 / 0	0 / 0	0 / 0	0 / 0	1 / 2	0 / 0	0 / 0	0 / 0	0 / 0	1 / 2
12/18	at Carolina	0 / 0	0 / 0	0 / 0	0 / 0	0 / 0	0 / 0	0 / 0	0 / 0	0 / 0	0 / 0	0 / 0	0 / 0
12/24	Las Vegas	2 / 2	0 / 0	0 / 0	0 / 0	0 / 0	2 / 2	0 / 0	0 / 0	0 / 0	0 / 0	0 / 0	0 / 0
01/01	at Baltimore	0 / 0	0 / 0	0 / 0	0 / 0	0 / 0	0 / 0	0 / 0	0 / 0	0 / 0	0 / 0	0 / 0	0 / 0
01/08	Cleveland	0 / 0	0 / 0	0 / 0	0 / 0	0 / 0	0 / 0	0 / 0	0 / 0	0 / 0	0 / 0	1 / 2	1 / 2
TOTALS		7 / 7	2 / 2	1 / 1	0 / 0	1 / 5	11 / 15	9 / 11	1 / 3	1 / 3	0 / 0	2 / 4	13 / 21
		100.0%	100.0%	100.0%	0.0%	20.0%	73.3%	81.8%	33.3%	33.3%	0.0%	50.0%	61.9%

2022 REGULAR SEASON PITTSBURGH STEELERS DEFENSIVE SUMMARIES
(THROUGH WEEK 18)

SEPTEMBER 11, 2022
STEELERS @ CINCINNATI BENGALS
W 23-20 (OT)

TOP TACKLERS		SACKS		INTS		FORCED FUMBLES		RECOVERED FUMBLES	
PLAYER	NO.	PLAYER	NO.	PLAYER	NO.	PLAYER	NO.	PLAYER	NO.
M. Fitzpatrick	14	A. Highsmith	3.0	M. Fitzpatrick	1	A. Highsmith	1	C. Heyward	1
M. Jack	10	C. Heyward	1.0	C. Sutton	1	A. Maulet	1		
A. Highsmith	9	A. Maulet	1.0	T. Watt	1				
A. Witherspoon	8	R. Spillane	1.0	A. Witherspoon	1				
T. Edmunds	6	T. Watt	1.0						
T. Watt	6								
D. Bush	5								
R. Spillane	5								
L. Ogunjobi	4								
A. Maulet	3								
C. Sutton	3								
L. Wallace	3								
C. Wormley	3								
C. Heyward	2								
M. Adams Sr.	1								
T. Alualu	1								
J. Jones	1								
D. Leal	1								
T. Norwood	1								
M. Reed	1								

SEPTEMBER 18, 2022
STEELERS VS. NEW ENGLAND PATRIOTS
L 17-14

TOP TACKLERS		SACKS		INTS		FORCED FUMBLES		RECOVERED FUMBLES	
PLAYER	NO.	PLAYER	NO.	PLAYER	NO.	PLAYER	NO.	PLAYER	NO.
M. Jack	13			M. Fitzpatrick	1				
M. Fitzpatrick	6								
R. Spillane	6								
C. Heyward	5								
D. Bush	4								
T. Edmunds	4								
M. Reed	4								
A. Highsmith	3								
L. Ogunjobi	3								
C. Sutton	3								
T. Alualu	2								
D. Leal	2								
A. Maulet	2								
A. Witherspoon	2								
C. Wormley	2								
M. Adams Sr.	1								
J. Jones	1								
T. Norwood	1								
L. Wallace	1								

SEPTEMBER 22, 2022
STEELERS @ CLEVELAND BROWNS
L 29-17

TOP TACKLERS		SACKS		INTS		FORCED FUMBLES		RECOVERED FUMBLES	
PLAYER	NO.	PLAYER	NO.	PLAYER	NO.	PLAYER	NO.	PLAYER	NO.
M. Jack	12	A. Highsmith	1.5						
D. Bush	11	L. Ogunjobi	0.5						
A. Highsmith	8								
C. Heyward	7								
C. Sutton	5								
A. Witherspoon	5								
C. Wormley	5								
M. Fitzpatrick	4								
T. Alualu	3								
L. Wallace	3								
T. Edmunds	2								
J. Jones	2								
L. Ogunjobi	2								
M. Reed	2								
R. Spillane	2								
D. Leal	1								
A. Maulet	1								

OCTOBER 2, 2022
STEELERS VS. NEW YORK JETS
L 24-20

TOP TACKLERS		SACKS		INTS		FORCED FUMBLES		RECOVERED FUMBLES	
PLAYER	NO.	PLAYER	NO.	PLAYER	NO.	PLAYER	NO.	PLAYER	NO.
M. Jack	9	A. Highsmith	1.0	M. Fitzpatrick	1				
M. Fitzpatrick	8			C. Sutton	1				
A. Maulet	7								
T. Norwood	7								
D. Bush	6								
A. Highsmith	4								
D. Leal	4								
C. Wormley	4								
L. Ogunjobi	3								
L. Wallace	3								
M. Adams Sr.	2								
C. Heyward	2								
T. Edmunds	1								
M. Reed	1								
R. Spillane	1								
C. Sutton	1								

OCTOBER 9, 2022
STEELERS @ BUFFALO BILLS
L 38-3

TOP TACKLERS		SACKS		INTS		FORCED FUMBLES		RECOVERED FUMBLES	
PLAYER	NO.	PLAYER	NO.	PLAYER	NO.	PLAYER	NO.	PLAYER	NO.
M. Jack	6			L. Wallace	1	C. Heyward	1	J. Jackson	1
C. Heyward	5								
J. Pierre	5								
D. Bush	4								
A. Maulet	4								
C. Sutton	4								
L. Wallace	3								
J. Jackson	2								
T. Norwood	2								
M. Fitzpatrick	1								
A. Highsmith	1								
D. Leal	1								
M. Reed	1								

OCTOBER 16, 2022
STEELERS VS. TAMPA BAY BUCCANEERS
W 20-18

TOP TACKLERS		SACKS		INTS		FORCED FUMBLES		RECOVERED FUMBLES	
PLAYER	NO.	PLAYER	NO.	PLAYER	NO.	PLAYER	NO.	PLAYER	NO.
T. Edmunds	10	C. Heyward	1.0			A. Highsmith	1		
M. Jack	8	A. Highsmith	1.0						
D. Bush	6								
T. Norwood	5								
M. Reed	5								
R. Spillane	5								
J. Jackson	4								
L. Ogunjobi	4								
C. Heyward	3								
A. Maulet	3								
J. Pierre	3								
C. Wormley	3								
I. Loudermilk	2								
M. Adams Sr.	1								
T. Alualu	1								
A. Highsmith	1								
E. Riley	1								

OCTOBER 23, 2022
STEELERS @ MIAMI DOLPHINS
L 16-10

TOP TACKLERS		SACKS		INTS		FORCED FUMBLES		RECOVERED FUMBLES	
PLAYER	NO.	PLAYER	NO.	PLAYER	NO.	PLAYER	NO.	PLAYER	NO.
M. Jack	10								
D. Bush	6								
M. Fitzpatrick	6								
T. Edmunds	5								
C. Heyward	5								
A. Maulet	4								
L. Ogunjobi	3								
J. Pierre	3								
R. Spillane	3								
L. Wallace	3								
M. Adams Sr.	2								
T. Norwood	2								
T. Alualu	1								
R. Anderson	1								
A. Highsmith	1								
C. Sutton	1								
C. Wormley	1								

OCTOBER 30, 2022
STEELERS @ PHILADELPHIA EAGLES
L 35-13

TOP TACKLERS		SACKS		INTS		FORCED FUMBLES		RECOVERED FUMBLES	
PLAYER	NO.	PLAYER	NO.	PLAYER	NO.	PLAYER	NO.	PLAYER	NO.
M. Fitzpatrick	6	C. Davis	1.0						
A. Witherspoon	5	C. Heyward	1.0						
T. Edmunds	4	M. Reed	1.0						
A. Highsmith	4								
M. Jack	4								
M. Reed	4								
R. Spillane	4								
C. Sutton	4								
I. Loudermilk	3								
D. Bush	2								
C. Heyward	2								
A. Maulet	2								
J. Pierre	2								
C. Davis	1								

NOVEMBER 13, 2022
STEELERS VS. NEW ORLEANS SAINTS
W 20-10

TOP TACKLERS		SACKS		INTS		FORCED FUMBLES		RECOVERED FUMBLES	
PLAYER	NO.	PLAYER	NO.	PLAYER	NO.	PLAYER	NO.	PLAYER	NO.
R. Spillane	7	A. Highsmith	2.0	D. Kaze	1	A. Highsmith	1		
A. Highsmith	5			L. Wallace	1				
L. Wallace	5								
D. Kaze	4								
T. Watt	4								
D. Bush	3								
C. Heyward	3								
L. Ogunjobi	3								
M. Adams Sr.	2								
T. Edmunds	2								
C. Sutton	2								
C. Wormley	2								
A. Maulet	1								
T. Norwood	1								

NOVEMBER 20, 2022
STEELERS VS. CINCINNATI BENGALS
L 37-30

TOP TACKLERS		SACKS		INTS		FORCED FUMBLES		RECOVERED FUMBLES	
PLAYER	NO.	PLAYER	NO.	PLAYER	NO.	PLAYER	NO.	PLAYER	NO.
M. Jack	9	C. Heyward	1.0	L. Wallace	1				
D. Bush	7	A. Highsmith	0.5	T. Watt	1				
C. Heyward	7	T. Watt	0.5						
A. Maulet	6								
T. Watt	6								
R. Spillane	5								
L. Wallace	4								
M. Fitzpatrick	3								
C. Sutton	3								
M. Adams Sr.	2								
T. Edmunds	2								
C. Wormley	2								
T. Alualu	1								
A. Highsmith	1								
D. Kaze	1								
L. Ogunjobi	1								
M. Reed	1								

NOVEMBER 28, 2022
STEELERS @ INDIANAPOLIS COLTS
W 24-17

TOP TACKLERS		SACKS		INTS		FORCED FUMBLES		RECOVERED FUMBLES	
PLAYER	NO.	PLAYER	NO.	PLAYER	NO.	PLAYER	NO.	PLAYER	NO.
D. Bush	8	T. Edmunds	1.0	J. Pierre	1	A. Highsmith	1	C. Wormley	1
M. Fitzpatrick	7	A. Highsmith	1.0			T. Watt	1		
M. Jack	7	A. Maulet	1.0						
T. Edmunds	6								
A. Highsmith	6								
A. Maulet	6								
L. Ogunjobi	5								
L. Wallace	5								
M. Reed	4								
M. Adams Sr.	3								
T. Watt	3								
C. Wormley	2								
C. Heyward	1								
D. Kaze	1								
C. Sutton	1								

DECEMBER 4, 2022
STEELERS @ ATLANTA FALCONS
W 19-16

TOP TACKLERS		SACKS		INTS		FORCED FUMBLES		RECOVERED FUMBLES	
PLAYER	NO.	PLAYER	NO.	PLAYER	NO.	PLAYER	NO.	PLAYER	NO.
M. Fitzpatrick	7	C. Heyward	1.0	M. Fitzpatrick	1				
L. Wallace	6								
M. Jack	5								
D. Bush	4								
T. Edmunds	4								
C. Heyward	4								
L. Ogunjobi	4								
C. Sutton	4								
M. Adams Sr.	3								
T. Watt	3								
C. Wormley	2								
T. Alualu	1								
A. Highsmith	1								
D. Kazez	1								
J. Pierre	1								
M. Reed	1								
R. Spillane	1								

DECEMBER 11, 2022
STEELERS VS. BALTIMORE RAVENS
L 16-14

TOP TACKLERS		SACKS		INTS		FORCED FUMBLES		RECOVERED FUMBLES	
PLAYER	NO.	PLAYER	NO.	PLAYER	NO.	PLAYER	NO.	PLAYER	NO.
M. Fitzpatrick	11	T. Watt	1.0			C. Wormley	1		
T. Edmunds	9	T. Alualu	0.5						
M. Jack	7	C. Wormley	0.5						
D. Bush	6								
C. Heyward	6								
T. Watt	5								
M. Adams Sr.	3								
A. Highsmith	3								
D. Kazez	3								
L. Wallace	3								
C. Wormley	3								
L. Ogunjobi	2								
J. Pierre	2								
R. Spillane	2								
C. Sutton	2								
T. Alualu	1								
J. Jones	1								
A. Maulet	1								

DECEMBER 18, 2022
STEELERS @ CAROLINA PANTHERS
W 24-16

TOP TACKLERS		SACKS		INTS		FORCED FUMBLES		RECOVERED FUMBLES	
PLAYER	NO.	PLAYER	NO.	PLAYER	NO.	PLAYER	NO.	PLAYER	NO.
R. Spillane	7	C. Heyward	1.5			A. Highsmith	1		
L. Ogunjobi	5	T. Watt	1.5						
D. Bush	4	A. Highsmith	1.0						
T. Edmunds	4								
A. Highsmith	4								
C. Heyward	3								
M. Fitzpatrick	2								
A. Maulet	2								
J. Pierre	2								
C. Sutton	2								
L. Wallace	2								
T. Watt	2								
T. Alualu	1								
D. Kazez	1								
I. Loudermilk	1								

DECEMBER 24, 2022
STEELERS VS. LAS VEGAS RAIDERS
W 13-10

TOP TACKLERS		SACKS		INTS		FORCED FUMBLES		RECOVERED FUMBLES	
PLAYER	NO.	PLAYER	NO.	PLAYER	NO.	PLAYER	NO.	PLAYER	NO.
R. Spillane	12	C. Heyward	2.0	M. Fitzpatrick	1				
C. Heyward	7	A. Highsmith	1.0	A. Maulet	1				
D. Kazez	4			C. Sutton	1				
L. Ogunjobi	4								
M. Adams Sr.	3								
D. Bush	3								
C. Sutton	3								
L. Wallace	3								
T. Watt	3								
M. Fitzpatrick	2								
E. Riley	2								
T. Alualu	1								
A. Highsmith	1								
A. Maulet	1								
T. Norwood	1								
M. Reed	1								

JANUARY 1, 2023
STEELERS @ BALTIMORE RAVENS
W 16-13

TOP TACKLERS		SACKS		INTS		FORCED FUMBLES		RECOVERED FUMBLES	
PLAYER	NO.	PLAYER	NO.	PLAYER	NO.	PLAYER	NO.	PLAYER	NO.
M. Fitzpatrick	9	T. Watt	1.0	M. Fitzpatrick	1				
R. Spillane	7								
M. Robinson	7								
T. Edmunds	6								
C. Heyward	4								
T. Watt	4								
A. Highsmith	3								
D. Leal	3								
A. Maulet	3								
L. Wallace	3								
D. Bush	2								
D. Kazez	2								
L. Ogunjobi	2								
C. Sutton	2								
M. Adams Sr.	1								

JANUARY 8, 2023
STEELERS VS. CLEVELAND BROWNS
W 28-14

TOP TACKLERS		SACKS		INTS		FORCED FUMBLES		RECOVERED FUMBLES	
PLAYER	NO.	PLAYER	NO.	PLAYER	NO.	PLAYER	NO.	PLAYER	NO.
M. Fitzpatrick	10	A. Highsmith	2.5	D. Kazez	1				
C. Heyward	8	C. Heyward	2.0	L. Wallace	1				
A. Highsmith	8	T. Edmunds	1.0						
R. Spillane	8	L. Ogunjobi	1.0						
T. Edmunds	5	T. Watt	0.5						
M. Jack	4								
L. Ogunjobi	3								
C. Sutton	3								
T. Watt	3								
M. Adams Sr.	2								
J. Jones	2								
D. Kazez	2								
D. Leal	2								
J. Pierre	2								
I. Loudermilk	1								
M. Robinson	1								
L. Wallace	1								

(AS OF JAN 24, 2023, 4:15 AM PST)													2022 : REGULAR SEASON			
DATE	OPPONENT	TT	SOLO	ASST	SACKS	SACK YDS	INTS	INT YDS	PD	DTD	DS	TFL	QBH	FF	FR	
9/11	at Cincinnati	87	58	29	7	39.0	4	31.0	9	1	0	9	11	2	1	
9/18	New England	65	34	31	0	0.0	1	13.0	5	0	0	1	3	0	0	
9/22	at Cleveland	75	48	27	2	15.0	0	0.0	4	0	0	3	4	0	0	
10/2	N.Y. Jets	63	35	28	1	4.0	2	60.0	4	0	0	5	6	0	0	
10/9	at Buffalo	39	27	12	0	0.0	1	0.0	7	0	0	2	1	1	1	
10/16	Tampa Bay	65	45	20	2	14.0	0	0.0	4	0	0	4	5	1	0	
10/23	at Miami	57	37	20	0	0.0	0	0.0	5	0	0	4	1	0	0	
10/30	at Philadelphia	47	32	15	3	18.0	0	0.0	5	0	0	4	4	0	0	
11/13	New Orleans	44	28	16	2	17.0	2	2.0	5	0	0	2	2	1	0	
11/20	Cincinnati	61	32	29	2	9.0	2	3.0	8	0	0	4	7	0	0	
11/28	at Indianapolis	65	35	30	3	19.0	1	0.0	5	0	0	2	8	2	1	
12/4	at Atlanta	52	33	19	1	7.0	1	16.0	3	0	0	3	3	0	0	
12/11	Baltimore	70	38	32	2	10.0	0	0.0	1	0	0	3	4	1	0	
12/18	at Carolina	42	26	16	4	37.0	0	0.0	2	0	0	7	6	1	0	
12/24	Las Vegas	51	32	19	3	31.0	3	12.0	7	0	0	6	5	0	0	
1/1	at Baltimore	60	31	29	1	10.0	1	0.0	2	0	0	3	3	0	0	
1/8	Cleveland	65	33	32	7	57.0	2	15.0	6	0	0	6	10	0	0	
	2022 TOTALS	1,008	604	404	40	287.0	20	152.0	82	1	0	68	83	9	3	

AMERICAN FOOTBALL CONFERENCE						
	OFFENSE			DEFENSE		
	TOTAL	RUSH	PASS	TOTAL	RUSH	PASS
Baltimore Ravens	4	2	6	13	*1	16
Buffalo Bills	3	5	5	*1	6	*1
Cincinnati Bengals	6	11	4	9	3	13
Cleveland Browns	10	3	15	3	5	3
Denver Broncos	11	7	10	4	8	4
Houston Texans	16	16	16	15	15	11
Indianapolis Colts	8	*1	14	8	4	10
Jacksonville Jaguars	15	10	12	10	12	9
Kansas City Chiefs	*1	8	2	14	10	14
Las Vegas Raiders	5	13	3	6	9	7
Los Angeles Chargers	2	9	*1	11	14	6
Miami Dolphins	13	15	9	7	7	8
New England Patriots	7	6	7	2	11	2
New York Jets	14	12	11	16	13	15
Pittsburgh Steelers	12	14	8	12	16	5
Tennessee Titans	9	4	13	5	2	12
NATIONAL FOOTBALL CONFERENCE						
	OFFENSE			DEFENSE		
	TOTAL	RUSH	PASS	TOTAL	RUSH	PASS
Arizona Cardinals	4	4	5	7	11	4
Atlanta Falcons	14	16	8	13	15	9
Carolina Panthers	15	12	13	*1	10	2
Chicago Bears	12	7	14	3	12	*1
Dallas Cowboys	*1	3	2	10	8	10
Detroit Lions	11	11	9	15	16	13
Green Bay Packers	6	10	4	5	7	5
Los Angeles Rams	5	14	3	9	3	12
Minnesota Vikings	7	9	6	16	14	14
New Orleans Saints	13	8	16	4	2	7
New York Giants	16	13	15	11	13	8
Philadelphia Eagles	8	*1	12	6	6	6
San Francisco 49ers	3	2	7	2	4	3
Seattle Seahawks	9	5	11	14	9	16
Tampa Bay Buccaneers	2	15	*1	8	*1	11
Washington Commanders	10	6	10	12	5	15
NATIONAL FOOTBALL LEAGUE						
	OFFENSE			DEFENSE		
	TOTAL	RUSH	PASS	TOTAL	RUSH	PASS
Arizona Cardinals	8	10	10	11	20	7
Atlanta Falcons	29	31	16	26	27	18
Baltimore Ravens	6	3	13	25	*1	32
Buffalo Bills	5	6	9	*1	13	*1
Carolina Panthers	30	20	29	2	18	4
Chicago Bears	24	14	30	6	23	T 3
Cincinnati Bengals	13	23	7	18	5	26
Cleveland Browns	18	4	27	5	12	5
Dallas Cowboys	*1	9	2	T 19	16	20
Denver Broncos	19	13	19	8	15	8
Detroit Lions	22	19	18	29	28	24
Green Bay Packers	10	18	8	9	11	10
Houston Texans	32	32	28	31	31	23
Indianapolis Colts	16	2	26	16	10	19
Jacksonville Jaguars	27	22	22	20	23	T 17
Kansas City Chiefs	3	16	4	27	21	27
Las Vegas Raiders	11	28	6	14	19	13
Los Angeles Chargers	4	21	2	T 23	30	12
Los Angeles Rams	9	25	5	17	6	22
Miami Dolphins	25	30	17	15	14	16
Minnesota Vikings	12	17	11	30	26	28
New England Patriots	15	8	14	4	22	2
New Orleans Saints	28	15	32	7	4	14
New York Giants	31	24	31	21	25	15
New York Jets	26	27	20	32	29	30
Philadelphia Eagles	14	*1	25	10	9	11
Pittsburgh Steelers	23	29	15	24	32	9
San Francisco 49ers	7	7	12	3	7	6
Seattle Seahawks	20	11	23	28	17	31
Tampa Bay Buccaneers	2	26	*1	13	3	21
Tennessee Titans	17	5	24	12	2	25
Washington Commanders	21	12	21	22	8	29

* = NFL leader | T = Tied for position

2022 REGULAR SEASON																							
NFL											AFC												
		OFFENSE					DEFENSE						OFFENSE					DEFENSE					
DATE	OPPONENT	TOTAL	RUSH	PASS	SCORED	*POINTS	TOTAL	RUSH	PASS	SCORED	*POINTS	DATE	OPPONENT	TOTAL	RUSH	PASS	SCORED	TOTAL	RUSH	PASS	SCORED	*POINTS	
09/11	at Cincinnati	27	26	24	T-12	28	23	28	T-12			09/11	at Cincinnati	16	13	15	6	15	14	14	T-6		
09/18	New England	30	26	28	T-19	T-25	22	30	T-12			09/18	New England	16	12	16	T-10	T-13	14	15	6		
09/22	at Cleveland	31	23	28	19	24	28	22	18			09/22	at Cleveland	16	11	16	10	12	14	12	9		
10/02	N.Y. Jets	30	23	28	T-23	24	24	21	15			10/02	N.Y. Jets	16	10	16	T-12	12	14	11	6		
10/09	at Buffalo	28	29	23	30	30	23	T-30	T-25			10/09	at Buffalo	14	15	13	14	16	13	T-14	13		
10/16	Tampa Bay	29	28	25	30	29	18	30	T-23			10/16	Tampa Bay	14	14	14	15	15	11	15	11		
10/23	at Miami	30	27	24	31	28	18	29	22			10/23	at Miami	15	13	13	15	15	10	14	11		
10/30	at Philadelphia	28	25	24	32	29	16	31	24			10/30	at Philadelphia	14	11	13	16	15	9	16	13		
11/13	New Orleans	28	22	T-24	31	27	6	30	T-20			11/13	New Orleans	14	9	T-13	15	14	4	15	T-11		
11/20	Cincinnati	27	22	23	28	28	7	32	26			11/20	Cincinnati	13	9	11	13	15	4	16	14		
11/28	at Indianapolis	28	21	25	28	25	6	30	24			11/28	at Indianapolis	14	9	13	13	13	4	15	13		
12/04	at Atlanta	26	16	24	28	24	7	28	19			12/04	at Atlanta	13	7	13	13	12	5	13	11		
12/11	Baltimore	26	19	24	27	22	15	24	14			12/11	Baltimore	13	8	13	13	11	11	12	8		
12/18	at Carolina	26	18	24	27	19	7	24	13			12/18	at Carolina	13	8	13	13	10	5	11	8		
12/24	Las Vegas	23	18	24	29	18	6	23	13			12/24	Las Vegas	11	8	13	13	10	4	11	8		
01/01	at Baltimore	23	17	24	29	15	7	21	11			01/01	at Baltimore	11	7	13	13	9	6	11	7		
01/08	Cleveland	23	16	24	26	14	9	20	10			01/08	Cleveland	11	6	13	11	8	8	11	5		
*Points per game																							

2022 REGULAR SEASON STEELERS GAME-BY-GAME OFFENSE																			
	09/11	09/18	09/22	10/02	10/09	10/16	10/23	10/30	11/13	11/20	11/28	12/04	12/11	12/18	12/24	01/01	01/08		
	@ CIN	NE	@ CLE	NYJ	@ BUF	TB	@ MIA	@ PHI	NO	CIN	IND	@ ATL	BAL	@ CAR	LV	@ BAL	CLE	Totals	
FIRST DOWNS																			
Total	13	16	20	20	23	15	19	21	28	17	22	22	23	22	19	22	23	345	
Rushing	4	5	9	7	2	3	4	10	13	5	11	11	3	13	6	13	10	129	
Passing	8	11	10	11	19	11	14	9	9	10	10	10	16	9	13	9	10	189	
Penalty	1	0	1	2	2	1	1	2	6	2	1	1	4	0	0	0	3	27	
THIRD DOWNS																			
Attempts	15	15	9	12	15	15	14	12	17	17	14	12	8	16	14	16	15	236	
Converted	4	8	1	6	5	7	4	1	9	8	7	6	4	12	5	10	9	106	
Percentage	26.7%	53.3%	11.1%	50.0%	33.3%	46.7%	28.6%	8.3%	52.9%	47.1%	50.0%	50.0%	50.0%	75.0%	35.7%	62.5%	60.0%	44.9%	
FOURTH DOWNS																			
Attempts	0	0	0	1	3	1	2	4	1	1	0	0	0	0	2	0	0	15	
Converted	0	0	0	1	0	1	2	4	1	0	0	0	0	0	2	0	0	11	
Percentage	0	0	0	100.0%	0.0%	100.0%	100.0%	100.0%	100.0%	0.0%	0	0	0	0	100.0%	0	0	73.3%	
TOT. OFFENSE																			
Net Yards	267	243	308	297	364	270	341	302	379	351	323	351	329	325	350	351	333	5,484	
Plays	61	58	55	60	72	61	69	70	79	68	67	65	53	68	66	70	67	1,109	
Avg./Play	4.4	4.2	5.6	5.0	5.1	4.4	4.9	4.3	4.8	5.2	4.8	5.4	6.2	4.8	5.3	5.0	5.0	4.9	
RUSHING																			
Net Yards	75	91	104	119	54	77	95	144	217	102	172	154	65	156	106	198	144	2,073	
Rush. Att.	22	22	22	31	17	29	23	24	43	24	36	37	20	45	27	41	37	500	
Avg./Att.	3.4	4.1	4.7	3.8	3.2	2.7	4.1	6.0	5.0	4.3	4.8	4.2	3.3	3.5	3.9	4.8	3.9	4.1	
PASSING																			
Net Yards	192	152	204	178	310	193	246	158	162	249	151	197	264	169	244	153	189	3,411	
Attempts	38	33	32	26	52	30	44	40	30	42	28	28	31	22	39	27	29	571	
Completions	21	21	20	17	34	20	32	27	18	25	20	16	22	17	26	15	13	364	
Intercepted	0	1	0	4	1	0	3	1	0	0	0	0	3	0	1	0	0	14	
Gross Yards	194	168	207	204	327	211	257	196	199	265	174	197	276	179	244	168	195	3,661	
Sacked	1.0	3.0	1.0	3.0	3.0	2.0	2.0	6.0	6.0	2.0	3.0	0.0	2.0	1.0	0.0	2.0	1.0	38.0	
Yards Lost	2	16	3	26	17	18	11	38	37	16	23	0	12	10	0	15	6	250	
ADVANCES																			
Rushes	22	22	22	31	17	29	23	24	43	24	36	37	20	45	27	41	37	500	
Completions	21	21	20	17	34	20	32	27	18	25	20	16	22	17	26	15	13	364	
Totals	43	43	42	48	51	49	55	51	61	49	56	53	42	62	53	56	50	864	
Total Drives	15	9	11	12	11	10	12	10	11	13	10	9	9	9	11	9	9	180	
PENALTIES																			
Number	8	3	5	8	6	7	5	9	3	8	3	7	2	7	3	6	4	94	
Yards	59	20	25	55	54	45	40	60	40	70	19	30	15	81	35	43	20	711	
FUMBLES																			
Number	1	1	2	2	1	1	0	2	1	1	0	1	0	0	0	0	3	16	
Lost	0	1	1	0	1	0	0	1	0	0	0	0	0	0	0	0	1	5	
PUNTING																			
Yards	388	206	212	158	163	221	251	180	123	273	182	85	111	136	140	99	144	3,072	
Punts	8	4	5	4	4	5	6	4	3	6	4	2	3	3	3	2	3	69	
Net Avg.	42.1	41.3	40.2	39.5	40.8	41.4	41.7	43.0	41.0	41.8	40.5	42.5	27.3	38.7	42.3	48.5	46.3	41.1	
Gross Avg.	48.5	51.5	42.4	39.5	40.8	44.2	41.8	45.0	41.0	45.5	45.5	42.5	37.0	45.3	46.7	49.5	48.0	44.5	
SCORING																			
Points	23	14	17	20	3	20	10	13	20	30	24	19	14	24	13	16	28	308	
Q1	10	0	0	0	3	7	0	7	7	3	3	3	7	7	0	3	0	60	
Q2	7	3	14	6	0	3	10	3	3	17	13	13	0	7	3	0	10	112	
Q3	0	3	0	7	0	3	0	3	0	3	0	3	0	7	0	3	10	42	
Q4	3	8	3	7	0	7	0	0	10	7	8	0	7	3	10	10	8	91	
OT	3	0	0	0	0	0	0	0	0	0	0	0	0	0	0	0	0	3	
TD Rushing	0	0	2	2	0	0	0	0	2	2	2	0	1	3	0	0	2	16	
TD Passing	1	1	0	0	0	2	1	1	0	1	0	1	1	0	1	1	1	12	
TD KO Returns	0	0	0	0	0	0	0	0	0	0	0	0	0	0	0	0	0	0	
TD Punt Returns	0	0	0	0	0	0	0	0	0	0	0	0	0	0	0	0	0	0	
TD Sp. Teams	0	0	0	0	0	0	0	0	0	0	0	0	0	0	0	0	0	0	
TD Def. Returns	1	0	0	0	0	0	0	0	0	0	0	0	0	0	0	0	0	1	
FG Attempts	4	2	2	2	3	2	1	2	4	3	3	4	1	1	4	4	2	44	
FG Made	3	2	1	2	1	2	1	2	2	3	3	4	0	1	2	3	2	34	
Safety	0	0	0	0	0	0	0	0	0	0	0	0	0	0	0	0	0	0	
2-PT Attempts	0	1	0	0	0	0	0	0	0	0	1	0	0	0	0	0	1	3	
2-PT Made	0	1	0	0	0	0	0	0	0	0	1	0	0	0	0	0	1	3	
Time of Possession	26:18	26:24	23:51	30:01	36:08	29:59	33:16	34:18	38:56	28:24	34:22	32:55	27:01	36:11	32:39	34:14	30:56	535:53	

2022 REGULAR SEASON STEELERS GAME-BY-GAME DEFENSE																			
	09/11	09/18	09/22	10/02	10/09	10/16	10/23	10/30	11/13	11/20	11/28	12/04	12/11	12/18	12/24	01/01	01/08		
	@ CIN	NE	@ CLE	NYJ	@ BUF	TB	@ MIA	@ PHI	NO	CIN	IND	@ ATL	BAL	@ CAR	LV	@ BAL	CLE	Totals	
FIRST DOWNS																			
Total	32	18	22	19	21	20	17	20	10	22	19	18	18	12	13	15	18	314	
Rushing	5	8	10	5	4	7	5	6	1	3	6	8	12	0	4	6	5	95	
Passing	22	10	12	12	15	11	12	13	8	18	11	9	5	10	9	8	11	196	
Penalty	5	0	0	2	2	2	0	1	1	1	2	1	1	2	0	1	2	23	
THIRD DOWNS																			
Attempts	16	17	16	15	9	14	14	12	12	9	12	10	13	11	12	12	12	216	
Converted	8	9	6	6	5	4	4	7	3	3	3	3	4	4	6	5	5	85	
Percentage	50.0%	52.9%	37.5%	40.0%	55.6%	28.6%	28.6%	58.3%	25.0%	33.3%	25.0%	30.0%	30.8%	36.4%	50.0%	41.7%	41.7%	39.4%	
FOURTH DOWNS																			
Attempts	3	0	4	1	0	2	1	1	0	0	3	1	2	0	0	0	2	21	
Converted	1	0	3	1	0	2	0	1	0	0	2	1	1	0	0	0	1	13	
Percentage	33.3%	0	75.0%	100.0%	0	100.0%	0.0%	100.0%	0.0%	0	66.7%	100.0%	50.0%	0	0	0	50.0%	61.9%	
TOT. OFFENSE																			
Net Yards	432	376	376	348	552	304	372	401	186	408	290	306	309	209	201	240	307	5,617	
Plays	94	66	71	67	54	68	62	53	45	65	62	53	61	43	52	50	58	1,024	
Avg./Play	4.6	5.7	5.3	5.2	10.2	4.5	6.0	7.6	4.1	6.3	4.7	5.8	5.1	4.9	3.9	4.8	5.3	5.5	
RUSHING																			
Net Yards	133	124	171	98	120	75	111	111	29	62	110	146	215	21	58	120	134	1,838	
Rush. Att.	34	31	38	29	18	26	27	20	15	24	25	28	42	16	19	28	22	442	
Avg./Att.	3.9	4.0	4.5	3.4	6.7	2.9	4.1	5.6	1.9	2.6	4.4	5.2	5.1	1.3	3.1	4.3	6.1	4.2	
PASSING																			
Net Yards	299	252	205	250	432	229	261	290	157	346	180	160	94	188	143	120	173	3,779	
Attempts	53	35	31	37	36	40	35	30	28	39	34	24	17	23	30	21	29	542	
Completions	33	21	21	19	22	25	21	20	17	24	22	13	11	14	16	14	19	332	
Intercepted	4	1	0	2	1	0	0	0	2	2	1	1	0	0	3	1	2	20	
Gross Yards	338	252	220	254	432	243	261	308	174	355	199	167	104	225	174	130	230	4,066	
Sacked	7.0	0.0	2.0	1.0	0.0	2.0	0.0	3.0	2.0	2.0	3.0	1.0	2.0	4.0	3.0	1.0	7.0	40.0	
Yards Lost	39	0	15	4	0	14	0	18	17	9	19	7	10	37	31	10	57	287	
ADVANCES																			
Rushes	34	31	38	29	18	26	27	20	15	24	25	28	42	16	19	28	22	442	
Completions	33	21	21	19	22	25	21	20	17	24	22	13	11	14	16	14	19	332	
Totals	67	52	59	48	40	51	48	40	32	48	47	41	53	30	35	42	41	774	
Total Drives	14	10	10	11	13	10	12	10	10	13	10	8	10	8	10	8	10	177	
PENALTIES																			
Number	4	7	5	7	5	6	5	8	10	6	2	6	5	5	2	4	9	96	
Yards	27	55	24	64	28	42	30	60	74	44	20	48	46	40	20	30	65	717	
FUMBLES																			
Number	2	0	0	1	1	1	0	0	2	0	3	0	2	1	0	0	1	14	
Lost	1	0	0	0	1	0	0	0	0	0	1	0	0	0	0	0	0	3	
PUNTING																			
Yards	158	166	203	235	110	230	256	183	259	162	150	137	124	194	208	179	194	3,148	
Punts	3	4	5	5	2	5	6	4	5	3	3	3	3	4	5	4	4	68	
Net Avg.	39.3	31.5	36.6	43.8	35.0	41.4	39.5	43.3	47.2	48.7	44.0	45.3	41.3	47.3	39.8	39.8	38.5	41.3	
Gross Avg.	52.7	41.5	40.6	47.0	55.0	46.0	42.7	45.8	51.8	54.0	50.0	45.7	41.3	48.5	41.6	44.8	48.5	46.3	
SCORING																			
Points	20	17	29	24	38	18	16	35	10	37	17	16	16	16	10	13	14	346	
Q1	3	3	7	3	10	3	13	7	0	10	0	0	10	0	7	0	0	76	
Q2	3	7	6	7	21	6	3	14	10	7	3	6	3	7	3	10	7	123	
Q3	8	7	3	0	0	3	0	7	0	10	14	7	0	0	0	3	0	62	
Q4	6	0	13	14	7	6	0	7	0	10	0	3	3	9	0	0	7	85	
OT	0	0	0	0	0	0	0	0	0	0	0	0	0	0	0	0	0	0	
TD Rushing	0	1	1	1	1	0	0	1	0	0	1	0	1	0	0	0	0	7	
TD Passing	2	1	2	2	4	1	1	4	1	4	1	1	0	1	1	1	2	29	
TD KO Returns	0	0	0	0	0	0	0	0	0	0	0	0	0	0	0	0	0	0	
TD Punt Returns	0	0	0	0	0	0	0	0	0	0	0	0	0	0	0	0	0	0	
TD Sp. Teams	0	0	0	0	0	0	0	0	0	0	0	0	0	0	0	0	0	0	
TD Def. Returns	0	0	1	0	0	0	0	0	0	0	0	0	0	0	0	0	0	1	
FG Attempts	3	2	1	1	2	4	3	0	1	3	2	3	3	3	1	2	0	34	
FG Made	2	1	1	1	1	4	3	0	1	3	1	3	3	3	1	2	0	30	
Safety	0	0	0	0	0	0	0	0	0	0	0	0	0	0	0	0	0	0	
2-Pt Attempts	1	0	0	0	0	1	0	0	0	0	0	0	0	0	0	0	0	2	
2-Pt Made	1	0	0	0	0	0	0	0	0	0	0	0	0	0	0	0	0	1	
Time of Possession	43:42	33:36	36:09	29:59	23:52	30:01	26:44	25:42	21:04	31:36	25:38	27:05	32:59	23:49	27:21	25:46	29:04	494:07	

2022 REGULAR SEASON - DEFENSIVE TAKEAWAYS						
DATE	OPPONENT	TAKEAWAY	QTR.	SCORE	YD-LINE	RESULT
09/11	at Cincinnati	M. Fitzpatrick INT (J. Burrow)	1	7-0	CIN-31	TD
		C. Heyward FR (A. Highsmith FF)	1	7-3	CIN-34	FG
		T. Watt INT (J. Burrow)	2	10-3	PIT-41	TD
		C. Sutton INT (J. Burrow)	2	17-3	PIT-15	Punt
		A. Witherspoon INT (J. Burrow)	4	20-14	PIT-23	Punt
09/18	New England	M. Fitzpatrick INT (M. Jones)	1	0-3	PIT-21	FG
09/22	at Cleveland	None				
10/02	N.Y. Jets	C. Sutton INT (Z. Wilson)	2	3-10	PIT-4	FG
		M. Fitzpatrick INT (Z. Wilson)	3	6-10	NYJ-38	TD
10/09	at Buffalo	L. Wallace INT (J. Allen: touchback)	2	3-10	PIT-(-2)	Punt
		J. Jackson FR (C. Heyward FF: touchback)	3	3-31	PIT-(-5)	Missed FG
10/16	Tampa Bay	None				
10/23	at Miami	None				
10/30	at Philadelphia	None				
11/13	New Orleans	D. Kazez INT (A. Dalton)	4	13-10	NO-46	TD
		L. Wallace INT (A. Dalton)	4	20-10	PIT-26	EOG
11/20	Cincinnati	L. Wallace INT (J. Burrow)	2	17-17	PIT-41	FG
		T. Watt INT (J. Burrow)	3	20-24	CIN-21	FG
11/28	at Indianapolis	J. Pierre INT (M. Ryan)	1	3-0	IND-38	Punt
		C. Wormley FR (M. Ryan fumble)	3	16-10	PIT-7	Punt
12/04	at Atlanta	M. Fitzpatrick INT (M. Mariota)	4	19-16	ATL-20	EOG
12/11	Baltimore	None				
12/18	at Carolina	None				
12/24	Las Vegas	A. Maulet INT (D. Carr)	3	3-10	PIT-32	Missed FG
		M. Fitzpatrick INT (D. Carr)	3	3-10	PIT-29	Punt
		C. Sutton INT (D. Carr)	4	13-10	PIT-34	EOG
01/01	at Baltimore	M. Fitzpatrick INT (T. Huntley)	4	16-13	PIT-40	EOG
01/08	Cleveland	L. Wallace INT (D. Watson)	2	7-7	PIT-41	FG
		D. Kazez INT (D. Watson)	3	13-7	CLV-37	TD

2022 REGULAR SEASON - OFFENSIVE GIVEAWAYS						
DATE	OPPONENT	TAKEAWAY	QTR.	SCORE	YD-LINE	RESULT
09/11	at Cincinnati	None				
09/18	New England	M. Trubisky INT (J. Mills)	1	0-3	NE-26	INT
09/22	at Cleveland	N. Harris fumble (D. Ward FR)	4	17-29	PIT-(-1)	TD
10/02	N.Y. Jets	M. Trubisky INT (L. Joyner)	1	0-0	PIT-40	FG
		K. Pickett INT (J. Whitehead)	3	6-10	NYJ-11	INT
		K. Pickett INT (M. Carter II)	4	20-17	NYJ-35	TD
		K. Pickett INT (L. Joyner)	4	20-24	End Zone	EOG
		K. Pickett INT (K. Elam)	2	3-31	BUF-38	End of Half
10/16	Tampa Bay	None				
10/23	at Miami	K. Pickett INT (J. Bethel)	1	0-10	MIA-36	FG
		K. Pickett INT (J. Holland)	4	10-16	MIA-18	Punt
		K. Pickett INT (N. Igbinoghene: touchback)	4	10-16	MIA-(-1)	EOG
10/30	at Philadelphia	K. Pickett fumble (J. Hargrave FF; A. Maddox FR)	4	13-28	PHI-36	TD
		K. Pickett INT (C. Gardner-Johnson)	4	13-35	PHI-(-2)	EOG
11/13	New Orleans	None				
11/20	Cincinnati	None				
11/28	at Indianapolis	None				
12/04	at Atlanta	None				
12/11	Baltimore	M. Trubisky INT (R. Smith)	2	7-10	BLT-10	FG
		M. Trubisky INT (P. Queen)	2	7-13	BLT-8	End of Half
		M. Trubisky INT (M. Williams: touchback)	3	7-13	BLT-1	Punt
12/18	at Carolina	None				
12/24	Las Vegas	K. Pickett INT (D. Perryman)	3	3-10	LV-29	INT
01/01	at Baltimore	None				
01/08	Cleveland	N. Harris fumble (D. Jones FF; A. Wright FR)	1	0-0	CLV-5	Punt

2022 REGULAR SEASON - SPECIAL TEAMS/MISC GIVEAWAYS						
DATE	OPPONENT	TAKEAWAY	QTR.	SCORE	YD-LINE	RESULT
09/18	New England	G. Olszewski; B. Schooler FR	3	6-10	PIT-20	TD

2022 REGULAR SEASON - TURNOVERS		
Offense:	17 Giveaways 29 Points (3 TD, 3 FG)	Ratio +5 (23 takes, 18 gives)
Defense:	23 Takeaways 53 Points (5 TD, 6 FG)	
Special Teams:	1 Giveaway 7 Points (1 TD, 0 FG)	Points Off Turnovers Ratio +17 (53 scored, 36 allowed)
	0 Takeaways 0 Points (0 TD, 0 FG)	

		FORCED TURNOVERS			TURNOVERS CONVERTED					OUTCOME	
DATE	OPPONENT	FUM	INTS	TOTAL	TD	FG	PTS.	PTS. PCT.	TD PCT.	NET DIFF.	RESULT
09/11	Pittsburgh	1	4	5	2	1	17	60.0	66.7	+5	W
	at Cincinnati	0	0	0	0	0	0	0.0	0.0	-5	L
09/18	Pittsburgh	0	1	1	0	1	3	100.0	0.0	-1	L
	New England	1	1	2	1	0	7	50.0	100.0	+1	W
09/22	Pittsburgh	0	0	0	0	0	0	0.0	0.0	-1	L
	at Cleveland	1	0	1	1	0	6	100.0	100.0	+1	W
10/02	Pittsburgh	0	2	2	1	1	10	100.0	50.0	-2	L
	N.Y. Jets	0	4	4	1	1	10	50.0	50.0	+2	W
10/09	Pittsburgh	1	1	2	0	0	0	0.0	0.0	0	L
	at Buffalo	1	1	2	0	0	0	0.0	0.0	0	W
10/16	Pittsburgh	0	0	0	0	0	0	0.0	0.0	0	W
	Tampa Bay	0	0	0	0	0	0	0.0	0.0	0	L
10/23	Pittsburgh	0	0	0	0	0	0	0.0	0.0	-3	L
	at Miami	0	3	3	0	1	3	33.3	0.0	+3	W
10/30	Pittsburgh	0	0	0	0	0	0	0.0	0.0	-2	L
	at Philadelphia	1	1	2	1	0	7	50.0	100.0	+2	W
11/13	Pittsburgh	0	2	2	1	0	7	50.0	100.0	+2	W
	New Orleans	0	0	0	0	0	0	0.0	0.0	-2	L
11/20	Pittsburgh	0	2	2	0	2	6	100.0	0.0	+2	L
	Cincinnati	0	0	0	0	0	0	0.0	0.0	-2	W
11/28	Pittsburgh	1	1	2	0	0	0	0.0	0.0	+2	W
	at Indianapolis	0	0	0	0	0	0	0.0	0.0	-2	L
12/04	Pittsburgh	0	1	1	0	0	0	0.0	0.0	+1	W
	at Atlanta	0	0	0	0	0	0	0.0	0.0	-1	L
12/11	Pittsburgh	0	0	0	0	0	0	0.0	0.0	-3	L
	Baltimore	0	3	3	0	1	3	33.3	0.0	+3	W
12/18	Pittsburgh	0	0	0	0	0	0	0.0	0.0	0	W
	at Carolina	0	0	0	0	0	0	0.0	0.0	0	L
12/24	Pittsburgh	0	3	3	0	0	0	0.0	0.0	+2	W
	Las Vegas	0	1	1	0	0	0	0.0	0.0	-2	L
01/01	Pittsburgh	0	1	1	0	0	0	0.0	0.0	+1	W
	at Baltimore	0	0	0	0	0	0	0.0	0.0	-1	L
01/08	Pittsburgh	0	2	2	1	1	10	100.0	50.0	+1	W
	Cleveland	1	0	1	0	0	0	0.0	0.0	-1	L
	STEELERS	3	20	23	5	6	53	47.8	45.5	+4	9-8
	OPPONENTS	5	14	19	4	3	36	36.8	57.1	-4	8-9

2022 REGULAR SEASON INDIVIDUAL GAME-BY-GAME STATS														
PASSING:		CHASE CLAYPOOL												
DATE	OPP.	ATT	CMP	YDS	CMP%	Y/A	Y/C	TD	TD%	INT	INT%	LG	SK/YD	RATE
09/11	at Cincinnati	0	0	0	0.0%	0.0	0.0	0	0.0%	0	0.0%	0	0/0	0.0
09/18	New England	0	0	0	0.0%	0.0	0.0	0	0.0%	0	0.0%	0	0/0	0.0
09/22	at Cleveland	0	0	0	0.0%	0.0	0.0	0	0.0%	0	0.0%	0	0/0	0.0
10/02	N.Y. Jets	0	0	0	0.0%	0.0	0.0	0	0.0%	0	0.0%	0	0/0	0.0
10/09	at Buffalo	0	0	0	0.0%	0.0	0.0	0	0.0%	0	0.0%	0	0/0	0.0
10/16	Tampa Bay	0	0	0	0.0%	0.0	0.0	0	0.0%	0	0.0%	0	0/0	0.0
10/23	at Miami	0	0	0	0.0%	0.0	0.0	0	0.0%	0	0.0%	0	0/0	0.0
10/30	at Philadelphia	1	1	1	100.0%	1.0	1.0	1	100.0%	0	0.0%	1t	0/0	118.8
11/13	New Orleans							Bears						
11/20	Cincinnati							Bears						
11/28	at Indianapolis							Bears						
12/04	at Atlanta							Bears						
12/11	Baltimore							Bears						
12/18	at Carolina							Bears						
12/24	Las Vegas							Bears						
01/01	at Baltimore							Bears						
01/08	Cleveland							Bears						
TOTALS		1	1	1	100.0%	1.0	1.0	1	100.0%	0	0.0%	1T	0/0	118.8

PASSING:		NAJEE HARRIS												
DATE	OPP.	ATT	CMP	YDS	CMP%	Y/A	Y/C	TD	TD%	INT	INT%	LG	SK/YD	RATE
09/11	at Cincinnati	0	0	0	0.0%	0.0	0.0	0	0.0%	0	0.0%	0	0/0	0.0
09/18	New England	0	0	0	0.0%	0.0	0.0	0	0.0%	0	0.0%	0	0/0	0.0
09/22	at Cleveland	0	0	0	0.0%	0.0	0.0	0	0.0%	0	0.0%	0	0/0	0.0
10/02	N.Y. Jets	0	0	0	0.0%	0.0	0.0	0	0.0%	0	0.0%	0	0/0	0.0
10/09	at Buffalo	0	0	0	0.0%	0.0	0.0	0	0.0%	0	0.0%	0	0/0	0.0
10/16	Tampa Bay	0	0	0	0.0%	0.0	0.0	0	0.0%	0	0.0%	0	0/0	0.0
10/23	at Miami	0	0	0	0.0%	0.0	0.0	0	0.0%	0	0.0%	0	0/0	0.0
10/30	at Philadelphia	1	1	4	100.0%	4.0	4.0	0	0.0%	0	0.0%	4	0/0	83.3
11/13	New Orleans	0	0	0	0.0%	0.0	0.0	0	0.0%	0	0.0%	0	0/0	0.0
11/20	Cincinnati	0	0	0	0.0%	0.0	0.0	0	0.0%	0	0.0%	0	0/0	0.0
11/28	at Indianapolis	0	0	0	0.0%	0.0	0.0	0	0.0%	0	0.0%	0	0/0	0.0
12/04	at Atlanta	0	0	0	0.0%	0.0	0.0	0	0.0%	0	0.0%	0	0/0	0.0
12/11	Baltimore	0	0	0	0.0%	0.0	0.0	0	0.0%	0	0.0%	0	0/0	0.0
12/18	at Carolina	0	0	0	0.0%	0.0	0.0	0	0.0%	0	0.0%	0	0/0	0.0
12/24	Las Vegas	0	0	0	0.0%	0.0	0.0	0	0.0%	0	0.0%	0	0/0	0.0
01/01	at Baltimore	0	0	0	0.0%	0.0	0.0	0	0.0%	0	0.0%	0	0/0	0.0
01/08	Cleveland	0	0	0	0.0%	0.0	0.0	0	0.0%	0	0.0%	0	0/0	0.0
TOTALS		1	1	4	100.0%	4.0	4.0	0	0.0%	0	0.0%	4	0/0	83.3

PASSING:		KENNY PICKETT												
DATE	OPP.	ATT	CMP	YDS	CMP%	Y/A	Y/C	TD	TD%	INT	INT%	LG	SK/YD	RATE
09/11	at Cincinnati	DID NOT PLAY (NON-INJURY)												
09/18	New England	DID NOT PLAY (NON-INJURY)												
09/22	at Cleveland	DID NOT PLAY (NON-INJURY)												
10/02	N.Y. Jets	13	10	120	76.9%	9.2	12.0	0	0.0%	3	23.1%	27	0/0	65.1
10/09	at Buffalo	52	34	327	65.4%	6.3	9.6	0	0.0%	1	1.9%	29	3/17	74.8
10/16	Tampa Bay	18	11	67	61.1%	3.7	6.1	1	5.6%	0	0.0%	14	1/12	87.0
10/23	at Miami	44	32	257	72.7%	5.8	8.0	1	2.3%	3	6.8%	30	2/11	66.2
10/30	at Philadelphia	38	25	191	65.8%	5.0	7.6	0	0.0%	1	2.6%	25	6/38	66.9
11/13	New Orleans	30	18	199	60.0%	6.6	11.1	0	0.0%	0	0.0%	36	6/37	79.7
11/20	Cincinnati	42	25	265	59.5%	6.3	10.6	1	2.4%	0	0.0%	33	2/16	85.9
11/28	at Indianapolis	28	20	174	71.4%	6.2	8.7	0	0.0%	0	0.0%	35	3/23	87.5
12/04	at Atlanta	28	16	197	57.1%	7.0	12.3	1	3.6%	0	0.0%	57	0/0	90.9
12/11	Baltimore	1	0	0	0.0%	0.0	0.0	0	0.0%	0	0.0%	0	1/7	39.6
12/18	at Carolina	INACTIVE												
12/24	Las Vegas	39	26	244	66.7%	6.3	9.4	1	2.6%	1	2.6%	25	0/0	81.6
01/01	at Baltimore	27	15	168	55.6%	6.2	11.2	1	3.7%	0	0.0%	28	2/15	86.7
01/08	Cleveland	29	13	195	44.8%	6.7	15.0	1	3.4%	0	0.0%	32	1/6	79.0
TOTALS		389	245	2,404	63.0%	6.2	9.8	7	1.8%	9	2.3%	57	27/182	76.7

PASSING:		MASON RUDOLPH												
DATE	OPP.	ATT	CMP	YDS	CMP%	Y/A	Y/C	TD	TD%	INT	INT%	LG	SK/YD	RATE
09/11	at Cincinnati							ON INACTIVE LIST						
09/18	New England							ON INACTIVE LIST						
09/22	at Cleveland							INACTIVE						
10/02	N.Y. Jets							ON INACTIVE LIST						
10/09	at Buffalo							ON INACTIVE LIST						
10/16	Tampa Bay							ON INACTIVE LIST						
10/23	at Miami							ON INACTIVE LIST						
10/30	at Philadelphia							ON INACTIVE LIST						
11/13	New Orleans							ON INACTIVE LIST						
11/20	Cincinnati							ON INACTIVE LIST						
11/28	at Indianapolis							ON INACTIVE LIST						
12/04	at Atlanta							ON INACTIVE LIST						
12/11	Baltimore							ON INACTIVE LIST						
12/18	at Carolina							DID NOT PLAY (NON-INJURY)						
12/24	Las Vegas							INACTIVE						
01/01	at Baltimore							INACTIVE						
01/08	Cleveland							ON INACTIVE LIST						
TOTALS		0	0	0	0.0%	0.0	0.0	0	0.0%	0	0.0%	--	0/0	0.0

PASSING:		MITCH TRUBISKY												
DATE	OPP.	ATT	CMP	YDS	CMP%	Y/A	Y/C	TD	TD%	INT	INT%	LG	SK/YD	RATE
09/11	at Cincinnati	38	21	194	55.3%	5.1	9.2	1	2.6%	0	0.0%	32	1/2	78.2
09/18	New England	33	21	168	63.6%	5.1	8.0	1	3.0%	1	3.0%	23	3/16	73.8
09/22	at Cleveland	32	20	207	62.5%	6.5	10.4	0	0.0%	0	0.0%	36	1/3	81.1
10/02	N.Y. Jets	13	7	84	53.8%	6.5	12.0	0	0.0%	1	7.7%	26	3/26	41.8
10/09	at Buffalo	DID NOT PLAY (NON-INJURY)												
10/16	Tampa Bay	12	9	144	75.0%	12.0	16.0	1	8.3%	0	0.0%	45	1/6	142.4
10/23	at Miami	DID NOT PLAY (NON-INJURY)												
10/30	at Philadelphia	DID NOT PLAY (NON-INJURY)												
11/13	New Orleans	DID NOT PLAY (NON-INJURY)												
11/20	Cincinnati	DID NOT PLAY (NON-INJURY)												
11/28	at Indianapolis	DID NOT PLAY (NON-INJURY)												
12/04	at Atlanta	DID NOT PLAY (NON-INJURY)												
12/11	Baltimore	30	22	276	73.3%	9.2	12.5	1	3.3%	3	10.0%	42	1/5	73.1
12/18	at Carolina	22	17	179	77.3%	8.1	10.5	0	0.0%	0	0.0%	38	1/10	100.4
12/24	Las Vegas	DID NOT PLAY (NON-INJURY)												
01/01	at Baltimore	DID NOT PLAY (NON-INJURY)												
01/08	Cleveland	DID NOT PLAY (NON-INJURY)												
TOTALS		180	117	1,252	65.0%	7.0	10.7	4	2.2%	5	2.8%	45	11/68	81.1

2022 REGULAR SEASON INDIVIDUAL GAME-BY-GAME STATS																
RUSHING:		MARCUS ALLEN					CHASE CLAYPOOL					NAJEE HARRIS				
DATE	OPP.	NO.	YDS	AVG	LG	TD	NO.	YDS	AVG	LG	TD	NO.	YDS	AVG	LG	TD
09/11	at Cincinnati	0	0	0.0	--	0	6	36	6.0	15	0	10	23	2.3	11	0
09/18	New England	0	0	0.0	--	0	0	0	0.0	--	0	15	49	3.3	8	0
09/22	at Cleveland	0	0	0.0	--	0	1	11	11.0	11	0	15	56	3.7	10	1
10/02	N.Y. Jets	0	0	0.0	--	0	0	0	0.0	--	0	18	74	4.1	16	0
10/09	at Buffalo	0	0	0.0	--	0	0	0	0.0	--	0	11	20	1.8	6	0
10/16	Tampa Bay	0	0	0.0	--	0	1	8	8.0	8	0	14	42	3.0	14	0
10/23	at Miami	0	0	0.0	--	0	0	0	0.0	--	0	17	65	3.8	16	0
10/30	at Philadelphia	1	4	4.0	4	0	0	0	0.0	--	0	8	32	4.0	18	0
11/13	New Orleans	0	0	0.0	--	0	Bears					20	99	5.0	36	0
11/20	Cincinnati	0	0	0.0	--	0	Bears					20	90	4.5	19t	2
11/28	at Indianapolis	0	0	0.0	--	0	Bears					10	35	3.5	8	1
12/04	at Atlanta	0	0	0.0	--	0	Bears					17	86	5.1	14	0
12/11	Baltimore	0	0	0.0	--	0	Bears					12	33	2.8	8	1
12/18	at Carolina	0	0	0.0	--	0	Bears					24	86	3.6	10	1
12/24	Las Vegas	0	0	0.0	--	0	Bears					16	53	3.3	14	0
01/01	at Baltimore	INJURED RESERVE					Bears					22	111	5.0	15	0
01/08	Cleveland	INJURED RESERVE					Bears					23	80	3.5	11	1
TOTALS		1	4	4.0	4	0	8	55	6.9	15	0	272	1,034	3.8	36	7

RUSHING:		CONNOR HEYWARD					DIONTAE JOHNSON					GUNNER OLSZEWSKI				
DATE	OPP.	NO.	YDS	AVG	LG	TD	NO.	YDS	AVG	LG	TD	NO.	YDS	AVG	LG	TD
09/11	at Cincinnati	0	0	0.0	--	0	0	0	0.0	--	0	0	0	0.0	--	0
09/18	New England	0	0	0.0	--	0	0	0	0.0	--	0	1	18	18.0	18	0
09/22	at Cleveland	0	0	0.0	--	0	0	0	0.0	--	0	0	0	0.0	--	0
10/02	N.Y. Jets	0	0	0.0	--	0	2	11	5.5	8	0	1	0	0.0	--	0
10/09	at Buffalo	0	0	0.0	--	0	0	0	0.0	--	0	ON INACTIVE LIST				
10/16	Tampa Bay	0	0	0.0	--	0	2	8	4.0	5	0	0	0	0.0	--	0
10/23	at Miami	0	0	0.0	--	0	1	3	3.0	3	0	0	0	0.0	--	0
10/30	at Philadelphia	0	0	0.0	--	0	0	0	0.0	--	0	0	0	0.0	--	0
11/13	New Orleans	0	0	0.0	--	0	0	0	0.0	--	0	0	0	0.0	--	0
11/20	Cincinnati	0	0	0.0	--	0	1	1	1.0	1	0	0	0	0.0	--	0
11/28	at Indianapolis	0	0	0.0	--	0	0	0	0.0	--	0	1	9	9.0	9	0
12/04	at Atlanta	0	0	0.0	--	0	0	0	0.0	--	0	2	2	1.0	2	0
12/11	Baltimore	0	0	0.0	--	0	0	0	0.0	--	0	0	0	0.0	--	0
12/18	at Carolina	0	0	0.0	--	0	1	2	2.0	2	0	0	0	0.0	--	0
12/24	Las Vegas	1	21	21.0	21	0	0	0	0.0	--	0	0	0	0.0	--	0
01/01	at Baltimore	0	0	0.0	--	0	0	0	0.0	--	0	1	6	6.0	6	0
01/08	Cleveland	1	6	6.0	6	0	0	0	0.0	--	0	2	4	2.0	3	0
TOTALS		2	27	13.5	21	0	7	25	3.6	8	0	8	39	4.9	18	0

RUSHING:		GEORGE PICKENS					KENNY PICKETT					STEVEN SIMS				
DATE	OPP.	NO.	YDS	AVG	LG	TD	NO.	YDS	AVG	LG	TD	NO.	YDS	AVG	LG	TD
09/11	at Cincinnati	0	0	0.0	--	0	DID NOT PLAY (NON-INJURY)					ON INACTIVE LIST				
09/18	New England	0	0	0.0	--	0	DID NOT PLAY (NON-INJURY)					ON INACTIVE LIST				
09/22	at Cleveland	0	0	0.0	--	0	DID NOT PLAY (NON-INJURY)					INACTIVE				
10/02	N.Y. Jets	0	0	0.0	--	0	6	15	2.5	7	2	ON INACTIVE LIST				
10/09	at Buffalo	0	0	0.0	--	0	1	10	10.0	10	0	0	0	0.0	--	0
10/16	Tampa Bay	1	1	1.0	1	0	2	16	8.0	10	0	1	-5	-5.0	-5	0
10/23	at Miami	0	0	0.0	--	0	3	20	6.7	16	0	ON INACTIVE LIST				
10/30	at Philadelphia	0	0	0.0	--	0	7	37	5.3	11	0	2	21	10.5	11	0
11/13	New Orleans	2	23	11.5	22	1	8	51	6.4	23	1	2	2	1.0	3	0
11/20	Cincinnati	0	0	0.0	--	0	2	14	7.0	14	0	1	-3	-3.0	-3	0
11/28	at Indianapolis	0	0	0.0	--	0	6	32	5.3	9	0	0	0	0.0	--	0
12/04	at Atlanta	0	0	0.0	--	0	7	14	2.0	9	0	3	19	6.3	10	0
12/11	Baltimore	0	0	0.0	--	0	2	16	8.0	13	0	1	1	1.0	1	0
12/18	at Carolina	0	0	0.0	--	0	INACTIVE					2	19	9.5	22	0
12/24	Las Vegas	0	0	0.0	--	0	3	9	3.0	6	0	0	0	0.0	--	0
01/01	at Baltimore	0	0	0.0	--	0	5	2	0.4	2	0	0	0	0.0	--	0
01/08	Cleveland	0	0	0.0	--	0	3	1	0.3	1	0	1	16	16.0	16	0
TOTALS		3	24	8.0	22	1	55	237	4.3	23	3	13	70	5.4	22	0

RUSHING:		BENNY SNELL JR.					MITCH TRUBISKY					JAYLEN WARREN				
DATE	OPP.	NO.	YDS	AVG	LG	TD	NO.	YDS	AVG	LG	TD	NO.	YDS	AVG	LG	TD
09/11	at Cincinnati	0	0	0.0	--	0	3	9	3.0	6	0	3	7	2.3	3	0
09/18	New England	0	0	0.0	--	0	1	7	7.0	7	0	4	15	3.8	6	0
09/22	at Cleveland	0	0	0.0	--	0	2	7	3.5	6	1	4	30	7.5	10	0
10/02	N.Y. Jets	0	0	0.0	--	0	1	1	1.0	1	0	3	18	6.0	14	0
10/09	at Buffalo	0	0	0.0	--	0	DID NOT PLAY (NON-INJURY)					5	24	4.8	12	0
10/16	Tampa Bay	0	0	0.0	--	0	6	5	0.8	9	0	2	2	1.0	1	0
10/23	at Miami	0	0	0.0	--	0	DID NOT PLAY (NON-INJURY)					2	7	3.5	4	0
10/30	at Philadelphia	0	0	0.0	--	0	DID NOT PLAY (NON-INJURY)					6	50	8.3	19	0
11/13	New Orleans	0	0	0.0	--	0	DID NOT PLAY (NON-INJURY)					9	37	4.1	21	0
11/20	Cincinnati	0	0	0.0	--	0	DID NOT PLAY (NON-INJURY)					0	0	0.0	--	0
11/28	at Indianapolis	12	62	5.2	16	1	DID NOT PLAY (NON-INJURY)					ON INACTIVE LIST				
12/04	at Atlanta	6	24	4.0	6	0	DID NOT PLAY (NON-INJURY)					1	5	5.0	5	0
12/11	Baltimore	2	4	2.0	3	0	0	0	0.0	--	0	3	11	3.7	8	0
12/18	at Carolina	0	0	0.0	--	0	6	9	1.5	4	1	11	38	3.5	9	1
12/24	Las Vegas	0	0	0.0	--	0	DID NOT PLAY (NON-INJURY)					6	23	3.8	13	0
01/01	at Baltimore	0	0	0.0	--	0	DID NOT PLAY (NON-INJURY)					12	76	6.3	31	0
01/08	Cleveland	0	0	0.0	--	0	DID NOT PLAY (NON-INJURY)					6	36	6.0	22	0
TOTALS		20	90	4.5	16	1	19	38	2.0	9	2	77	379	4.9	31	1

RUSHING:			DEREK WATT				
DATE	OPP.	NO.	YDS	AVG	LG	TD	
09/11	at Cincinnati	0	0	0.0	--	0	
09/18	New England	1	2	2.0	2	0	
09/22	at Cleveland	0	0	0.0	--	0	
10/02	N.Y. Jets	0	0	0.0	--	0	
10/09	at Buffalo	0	0	0.0	--	0	
10/16	Tampa Bay	0	0	0.0	--	0	
10/23	at Miami	0	0	0.0	--	0	
10/30	at Philadelphia	0	0	0.0	--	0	
11/13	New Orleans	2	5	2.5	3	0	
11/20	Cincinnati	0	0	0.0	--	0	
11/28	at Indianapolis	1	4	4.0	4	0	
12/04	at Atlanta	1	4	4.0	4	0	
12/11	Baltimore	0	0	0.0	--	0	
12/18	at Carolina	1	2	2.0	2	0	
12/24	Las Vegas	1	0	0.0	--	0	
01/01	at Baltimore	1	3	3.0	3	0	
01/08	Cleveland	1	1	1.0	1t	1	
TOTALS		9	21	2.3	4	1	

2022 REGULAR SEASON INDIVIDUAL GAME-BY-GAME STATS																
RECEIVING:		MILES BOYKIN					CHASE CLAYPOOL					PAT FREIERMUTH				
DATE	OPP.	NO.	YDS	AVG	LG	TD	NO.	YDS	AVG	LG	TD	NO.	YDS	AVG	LG	TD
09/11	at Cincinnati	0	0	0.0	--	0	4	18	4.5	6	0	5	75	15.0	31	0
09/18	New England	0	0	0.0	--	0	4	26	6.5	11	0	4	22	5.5	8t	1
09/22	at Cleveland	0	0	0.0	--	0	3	35	11.7	20	0	2	41	20.5	26	0
10/02	N.Y. Jets	0	0	0.0	--	0	0	0	0.0	--	0	7	85	12.1	24	0
10/09	at Buffalo	1	11	11.0	11	0	5	50	10.0	20	0	2	12	6.0	8	0
10/16	Tampa Bay	0	0	0.0	--	0	7	96	13.7	26	1	ON INACTIVE LIST				
10/23	at Miami	0	0	0.0	--	0	5	41	8.2	12	0	8	75	9.4	21	0
10/30	at Philadelphia	0	0	0.0	--	0	4	45	11.3	25	0	4	57	14.3	21	0
11/13	New Orleans	0	0	0.0	--	0	Bears					4	36	9.0	12	0
11/20	Cincinnati	0	0	0.0	--	0	Bears					8	79	9.9	27	0
11/28	at Indianapolis	ON INACTIVE LIST					Bears					3	39	13.0	17	0
12/04	at Atlanta	0	0	0.0	--	0	Bears					3	76	25.3	57	0
12/11	Baltimore	0	0	0.0	--	0	Bears					3	33	11.0	14	1
12/18	at Carolina	1	0	0.0	--	0	Bears					0	0	0.0	--	0
12/24	Las Vegas	0	0	0.0	--	0	Bears					7	66	9.4	17	0
01/01	at Baltimore	0	0	0.0	--	0	Bears					3	36	12.0	20	0
01/08	Cleveland	0	0	0.0	--	0	Bears					0	0	0.0	--	0
TOTALS		2	11	5.5	11	0	32	311	9.7	26	1	63	732	11.6	57	2

RECEIVING:		ZACH GENTRY					NAJEE HARRIS					CONNOR HEYWARD				
DATE	OPP.	NO.	YDS	AVG	LG	TD	NO.	YDS	AVG	LG	TD	NO.	YDS	AVG	LG	TD
09/11	at Cincinnati	2	40	20.0	32	0	2	3	1.5	2	1	0	0	0.0	--	0
09/18	New England	0	0	0.0	--	0	5	40	8.0	14	0	0	0	0.0	--	0
09/22	at Cleveland	0	0	0.0	--	0	3	5	1.7	9	0	0	0	0.0	--	0
10/02	N.Y. Jets	1	2	2.0	2	0	0	0	0.0	--	0	0	0	0.0	--	0
10/09	at Buffalo	5	43	8.6	11	0	3	16	5.3	9	0	2	12	6.0	7	0
10/16	Tampa Bay	1	4	4.0	4	0	2	7	3.5	6t	1	2	49	24.5	45	0
10/23	at Miami	2	0	0.0	4	0	3	15	5.0	12	0	1	6	6.0	6	0
10/30	at Philadelphia	1	3	3.0	3	0	6	26	4.3	9	0	0	0	0.0	--	0
11/13	New Orleans	0	0	0.0	--	0	0	0	0.0	--	0	2	9	4.5	8	0
11/20	Cincinnati	2	8	4.0	9	0	4	26	6.5	12	0	0	0	0.0	--	0
11/28	at Indianapolis	1	-4	-4.0	-4	0	1	4	4.0	4	0	0	0	0.0	--	0
12/04	at Atlanta	1	8	8.0	8	0	1	6	6.0	6	0	1	17	17.0	17t	1
12/11	Baltimore	0	0	0.0	--	0	2	17	8.5	10	0	1	13	13.0	13	0
12/18	at Carolina	1	4	4.0	4	0	0	0	0.0	--	0	0	0	0.0	--	0
12/24	Las Vegas	1	1	1.0	1	0	6	42	7.0	19	0	0	0	0.0	--	0
01/01	at Baltimore	0	0	0.0	--	0	2	12	6.0	10t	1	0	0	0.0	--	0
01/08	Cleveland	1	23	23.0	23	0	1	10	10.0	10	0	3	45	15.0	27	0
TOTALS		19	132	6.9	32	0	41	229	5.6	19	3	12	151	12.6	45	1

RECEIVING:		DIONTAE JOHNSON					GUNNER OLSZEWSKI					GEORGE PICKENS				
DATE	OPP.	NO.	YDS	AVG	LG	TD	NO.	YDS	AVG	LG	TD	NO.	YDS	AVG	LG	TD
09/11	at Cincinnati	7	55	7.9	25	0	0	0	0.0	--	0	1	3	3.0	3	0
09/18	New England	6	57	9.5	17	0	0	0	0.0	--	0	1	23	23.0	23	0
09/22	at Cleveland	8	84	10.5	16	0	0	0	0.0	--	0	3	39	13.0	36	0
10/02	N.Y. Jets	2	11	5.5	6	0	0	0	0.0	--	0	6	102	17.0	27	0
10/09	at Buffalo	5	60	12.0	23	0	ON INACTIVE LIST					6	83	13.8	29	0
10/16	Tampa Bay	5	28	5.6	9	0	0	0	0.0	--	0	3	27	9.0	14	0
10/23	at Miami	5	42	8.4	14	0	0	0	0.0	--	0	6	61	10.2	30	1
10/30	at Philadelphia	5	35	7.0	14	0	0	0	0.0	--	0	0	0	0.0	--	0
11/13	New Orleans	4	63	15.8	36	0	1	4	4.0	4	0	3	32	10.7	14	0
11/20	Cincinnati	4	21	5.3	8	0	2	39	19.5	31	0	4	83	20.8	33	1
11/28	at Indianapolis	5	49	9.8	11	0	0	0	0.0	--	0	3	57	19.0	35	0
12/04	at Atlanta	5	60	12.0	20	0	0	0	0.0	--	0	1	2	2.0	2	0
12/11	Baltimore	6	82	13.7	37	0	1	7	7.0	7	0	3	78	26.0	42	0
12/18	at Carolina	10	98	9.8	19	0	1	3	3.0	3	0	2	53	26.5	38	0
12/24	Las Vegas	5	64	12.8	15	0	0	0	0.0	--	0	5	57	11.4	25	1
01/01	at Baltimore	2	35	17.5	21	0	0	0	0.0	--	0	2	29	14.5	15	0
01/08	Cleveland	2	38	19.0	32	0	0	0	0.0	--	0	3	72	24.0	31t	1
TOTALS		86	882	10.3	37	0	5	53	10.6	31	0	52	801	15.4	42	4

RECEIVING:		STEVEN SIMS					BENNY SNELL JR.					JAYLEN WARREN				
DATE	OPP.	NO.	YDS	AVG	LG	TD	NO.	YDS	AVG	LG	TD	NO.	YDS	AVG	LG	TD
09/11	at Cincinnati	ON INACTIVE LIST					0	0	0.0	--	0	0	0	0.0	--	0
09/18	New England	ON INACTIVE LIST					0	0	0.0	--	0	1	0	0.0	--	0
09/22	at Cleveland	INACTIVE					0	0	0.0	--	0	1	3	3.0	3	0
10/02	N.Y. Jets	ON INACTIVE LIST					0	0	0.0	--	0	1	4	4.0	4	0
10/09	at Buffalo	0	0	0.0	--	0	0	0	0.0	--	0	4	39	9.8	13	0
10/16	Tampa Bay	0	0	0.0	--	0	0	0	0.0	--	0	0	0	0.0	--	0
10/23	at Miami	ON INACTIVE LIST					0	0	0.0	--	0	2	17	8.5	10	0
10/30	at Philadelphia	2	-1	-0.5	2	0	0	0	0.0	--	0	3	25	8.3	15	0
11/13	New Orleans	1	15	15.0	15	0	0	0	0.0	--	0	3	40	13.3	26	0
11/20	Cincinnati	0	0	0.0	--	0	0	0	0.0	--	0	1	9	9.0	9	0
11/28	at Indianapolis	2	9	4.5	6	0	0	0	0.0	--	0	ON INACTIVE LIST				
12/04	at Atlanta	0	0	0.0	--	0	1	11	11.0	11	0	2	14	7.0	7	0
12/11	Baltimore	4	30	7.5	11	0	0	0	0.0	--	0	2	16	8.0	14	0
12/18	at Carolina	1	10	10.0	10	0	0	0	0.0	--	0	1	11	11.0	11	0
12/24	Las Vegas	1	7	7.0	7	0	0	0	0.0	--	0	1	7	7.0	7	0
01/01	at Baltimore	3	34	11.3	28	0	0	0	0.0	--	0	3	22	7.3	10	0
01/08	Cleveland	0	0	0.0	--	0	0	0	0.0	--	0	3	7	2.3	3	0
TOTALS		14	104	7.4	28	0	2	17	8.5	11	0	28	214	7.6	26	0

RECEIVING:		DEREK WATT				
DATE	OPP.	NO.	YDS	AVG	LG	TD
09/11	at Cincinnati	0	0	0.0	--	0
09/18	New England	0	0	0.0	--	0
09/22	at Cleveland	0	0	0.0	--	0
10/02	N.Y. Jets	0	0	0.0	--	0
10/09	at Buffalo	1	1	1.0	1	0
10/16	Tampa Bay	0	0	0.0	--	0
10/23	at Miami	0	0	0.0	--	0
10/30	at Philadelphia	2	6	3.0	5	1
11/13	New Orleans	0	0	0.0	--	0
11/20	Cincinnati	0	0	0.0	--	0
11/28	at Indianapolis	1	1	1.0	1	0
12/04	at Atlanta	1	3	3.0	3	0
12/11	Baltimore	0	0	0.0	--	0
12/18	at Carolina	0	0	0.0	--	0
12/24	Las Vegas	0	0	0.0	--	0
01/01	at Baltimore	0	0	0.0	--	0
01/08	Cleveland	0	0	0.0	--	0
TOTALS		5	11	2.2	5	1

2022 REGULAR SEASON INDIVIDUAL DEFENSIVE GAME-BY-GAME STATS																																						
DATE	OPP.	MONTRAVIUS ADAMS SR.										TYSON ALUALU										RYAN ANDERSON																
		S	A	TK	FL	TY	SK	SKY	INT	FR	FF	PR	PD	S	A	TK	FL	TY	SK	SKY	INT	FR	FF	PR	PD	S	A	TK	FL	TY	SK	SKY	INT	FR	FF	PR	PD	
09/11	at Cincinnati	1	0	1	0	0	0.0	0	0	0	0	0	0	0	1	1	0	0	0.0	0	0	0	0	0	0													
09/18	New England	0	1	1	0	0	0.0	0	0	0	0	0	0	0	0	2	2	0	0	0.0	0	0	0	0	1													
09/22	at Cleveland	0	0	0	0	0	0.0	0	0	0	0	0	1	3	0	3	0	0	0.0	0	0	0	0	0	0													
10/02	N.Y. Jets	2	0	2	0	0	0.0	0	0	0	0	0	0	0	0	0	0	0	0.0	0	0	0	0	0	0													
10/09	at Buffalo	0	0	0	0	0	0.0	0	0	0	0	0	0	0	0	0	0	0	0.0	0	0	0	0	0	0		0	0	0	0	0.0	0	0	0	0	0	0	
10/16	Tampa Bay	0	1	1	0	0	0.0	0	0	0	0	0	0	1	0	1	0	0	0.0	0	0	0	0	0	0		0	0	0	0	0.0	0	0	0	0	0	0	
10/23	at Miami	1	1	2	0	0	0.0	0	0	0	0	0	0	0	1	1	0	0	0.0	0	0	0	0	0	0		0	0	1	1	0	0.0	0	0	0	0	0	0
10/30	at Philadelphia	0	0	0	0	0	0.0	0	0	0	0	0	0	0	0	0	0	0	0.0	0	0	0	0	0	0		0	0	0	0	0.0	0	0	0	0	0	0	
11/13	New Orleans	1	1	2	0	0	0.0	0	0	0	0	0	0	0	0	0	0	0	0.0	0	0	0	0	0	0													
11/20	Cincinnati	1	1	2	1	2	0.0	0	0	0	0	0	0	1	0	1	0	0	0.0	0	0	0	0	0	1													
11/28	at Indianapolis	1	2	3	0	0	0.0	0	0	0	0	0	0	0	0	0	0	0	0.0	0	0	0	0	0	0													
12/04	at Atlanta	0	3	3	0	0	0.0	0	0	0	0	0	0	0	1	1	0	0	0.0	0	0	0	0	0	0													
12/11	Baltimore	2	1	3	0	0	0.0	0	0	0	0	0	0	0	1	1	0	0	0.5	3	0	0	0	1	0													
12/18	at Carolina	0	0	0	0	0	0.0	0	0	0	0	0	0	0	0	1	1	0	0	0.0	0	0	0	0	0													
12/24	Las Vegas	2	1	3	0	0	0.0	0	0	0	0	0	0	0	1	1	0	0	0.0	0	0	0	0	0	0													
01/01	at Baltimore	0	1	1	0	0	0.0	0	0	0	0	0	0	0	0	0	0	0	0.0	0	0	0	0	0	0													
01/08	Cleveland	1	1	2	0	0	0.0	0	0	0	0	0	0	0	0	0	0	0	0.0	0	0	0	0	0	0													
TOTALS		12	14	26	1	2	0.0	0	0	0	0	0	1	5	8	13	0	0	0.5	3	0	0	0	2	1		1	0	1	1	1	0.0	0.0	0	0	0	0	0

DATE	OPP.	DEVIN BUSH												TERRELL EDMUNDS												MINKAH FITZPATRICK															
		S	A	TK	FL	TY	SK	SKY	INT	FR	FF	PR	PD	S	A	TK	FL	TY	SK	SKY	INT	FR	FF	PR	PD	S	A	TK	FL	TY	SK	SKY	INT	FR	FF	PR	PD				
09/11	at Cincinnati	2	3	5	0	0	0.0	0	0	0	0	0	0	5	1	6	0	0	0.0	0	0	0	0	0	0	10	4	14	0	0	0.0	0	1	0	0	0	0	1			
09/18	New England	2	2	4	0	0	0.0	0	0	0	0	0	0	3	1	4	0	0	0.0	0	0	0	0	0	0	1	2	4	6	0	0	0.0	0	1	0	0	0	1			
09/22	at Cleveland	6	5	11	0	0	0.0	0	0	0	0	0	0	1	1	2	0	0	0.0	0	0	0	0	0	0	2	2	4	0	0	0.0	0	0	0	0	0	0	0			
10/02	N.Y. Jets	5	1	6	0	0	0.0	0	0	0	0	1	0	0	1	1	0	0	0.0	0	0	0	0	0	0	0	5	3	8	0	0	0.0	0	1	0	0	0	2			
10/09	at Buffalo	3	1	4	0	0	0.0	0	0	0	0	0	ON INACTIVE LIST												0	1	1	0	0	0.0	0	0	0	0	0	0	0	0	0	1	0
10/16	Tampa Bay	4	2	6	0	0	0.0	0	0	0	0	0	0	6	4	10	1	2	0.0	0	0	0	0	0	0	ON INACTIVE LIST															
10/23	at Miami	5	1	6	1	0	0.0	0	0	0	0	1	2	3	5	0	0	0	0.0	0	0	0	0	0	2	4	2	6	0	0	0.0	0	0	0	0	0	0	1			
10/30	at Philadelphia	0	2	2	0	0	0.0	0	0	0	0	0	0	2	2	4	0	0	0.0	0	0	0	0	0	0	5	1	6	0	0	0.0	0	0	0	0	0	0	1			
11/13	New Orleans	2	1	3	0	0	0.0	0	0	0	0	0	0	0	2	2	0	0	0.0	0	0	0	0	0	0	ON INACTIVE LIST															
11/20	Cincinnati	2	5	7	0	0	0.0	0	0	0	0	0	0	2	0	2	0	0	0.0	0	0	0	0	0	0	1	2	3	0	0	0.0	0	0	0	0	0	0	1			
11/28	at Indianapolis	2	6	8	0	0	0.0	0	0	0	0	1	4	2	6	1	7	1	0.7	0	0	0	0	1	0	5	2	7	0	0	0.0	0	0	0	0	0	0	0			
12/04	at Atlanta	3	1	4	0	0	0.0	0	0	0	0	1	0	2	2	4	0	0	0.0	0	0	0	0	0	0	5	2	7	1	4	0.0	0	0	0	0	0	0	1			
12/11	Baltimore	4	2	6	1	0	0.0	0	0	0	0	0	0	3	6	9	0	0	0.0	0	0	0	0	0	0	6	5	11	0	0	0.0	0	0	0	0	0	0	0			
12/18	at Carolina	2	2	4	0	0	0.0	0	0	0	0	0	0	4	0	4	0	0	0.0	0	0	0	0	0	0	0	2	2	0	0	0.0	0	0	0	0	0	0	1			
12/24	Las Vegas	1	2	3	0	0	0.0	0	0	0	0	0	INACTIVE												2	0	2	0	0	0.0	0	0	0	0	0	0	0	0	0	0	1
01/01	at Baltimore	1	1	2	0	0	0.0	0	0	0	0	0	0	4	2	6	0	0	0.0	0	0	0	0	0	1	4	5	9	0	0	0.0	0	0	0	0	0	0	1			
01/08	Cleveland	0	0	0	0	0	0.0	0	0	0	0	0	0	3	2	5	1	11	1.0	11	0	0	0	1	1	5	5	10	0	0	0.0	0	0	0	0	0	0	0			
TOTALS		44	37	81	2	0	0.0	0	0	0	0	2	2	41	29	70	3	20	2.0	18.0	0	0	0	2	5	56	40	96	1	4	0.0	0.0	6	0	0	0	1	11			

DATE	OPP.	CAMERON KEYWARD												ALEX HIGHSMITH												MYLES JACK													
		S	A	TK	FL	TY	SK	SKY	INT	FR	FF	PR	PD	S	A	TK	FL	TY	SK	SKY	INT	FR	FF	PR	PD	S	A	TK	FL	TY	SK	SKY	INT	FR	FF	PR	PD		
09/11	at Cincinnati	2	0	2	1	5	1.0	5.0	0	1	0	3	0	6	3	9	2	14	3.0	23.0	0	0	1	4	0	6	4	10	1	3	0.0	0	0	0	0	0	0	1	
09/18	New England	3	2	5	0	0	0.0	0	0	0	0	0	0	1	2	1	3	0	0	0.0	0	0	0	1	0	6	7	13	1	0	0.0	0	0	0	0	0	0	0	
09/22	at Cleveland	4	3	7	1	2	0.0	0	0	0	0	0	0	6	2	8	2	12	1.5	11.0	0	0	0	2	0	7	5	12	0	0	0.0	0	0	0	0	0	0	0	
10/02	N.Y. Jets	0	2	2	0	0	0.0	0	0	0	0	0	0	1	3	4	1	4	1.0	4.0	0	0	0	1	0	5	4	9	0	0	0.0	0	0	0	0	0	0	1	
10/09	at Buffalo	1	4	5	0	0	0.0	0	0	0	0	1	0	1	0	1	1	4	0.0	0	0	0	0	0	0	4	2	6	0	0	0.0	0	0	0	0	0	0	0	
10/16	Tampa Bay	2	1	3	1	5	1.0	5.0	0	0	0	2	0	1	0	1	0	1	0	0.0	0	0	0	1	1	6	2	8	0	0	0.0	0	0	0	0	0	0	1	
10/23	at Miami	4	1	5	1	1	0.0	0	0	0	0	0	0	0	1	1	0	0	0.0	0	0	0	0	0	0	7	3	10	0	0	0.0	0	0	0	0	0	0	0	
10/30	at Philadelphia	2	0	2	1	5	1.0	5.0	0	0	0	2	0	2	2	4	1	10	0.0	0	0	0	0	0	0	2	2	4	0	0	0.0	0	0	0	0	0	0	0	
11/13	New Orleans	2	1	3	0	0	0.0	0	0	0	0	0	0	3	2	5	1	8	2.0	17.0	0	0	1	1	0	DID NOT PLAY (NON-INJURY)													
11/20	Cincinnati	4	3	7	2	5	1.0	3.0	0	0	0	2	0	0	1	1	0	0	0.5	3.0	0	0	0	3	0	5	4	9	0	0	0.0	0	0	0	0	0	0	1	
11/28	at Indianapolis	0	1	1	0	0	0.0	0	0	0	0	3	0	4	2	6	0	0	0	1.0	7.0	0	0	1	2	0	5	2	7	0	0	0.0	0	0	0	0	0	0	0
12/04	at Atlanta	2	2	4	1	7	1.0	7.0	0	0	0	1	1	0	1	0	1	0	0.0	0	0	0	0	0	0	2	3	5	0	0	0.0	0	0	0	0	0	0	0	
12/11	Baltimore	3	3	6	0	0	0.0	0	0	0	0	1	0	1	2	3	0	0	0.0	0	0	0	0	0	0	4	3	7	1	2	0.0	0	0	0	0	0	0	0	
12/18	at Carolina	2	1	3	1	0	1.5	15.0	0	0	0	2	0	3	1	4	1	8	1.0	8.0	0	0	1	1	0	INACTIVE													
12/24	Las Vegas	4	3	7	3	18	2.0	18.0	0	0	0	2	1	0	1	0	1	13	1.0	13.0	0	0	0	1	0	0	0	0	0	0	0.0	0	0	0	0	0	0	0	
01/01	at Baltimore	1	3	4	0	0	0.0	0	0	0	0	0	0	0	3	3	0	0	0.0	0	0	0	0	0	0	0	0	0	0	0	0.0	0	0	0	0	0	0	0	
01/08	Cleveland	3	5	8	2	10	2.0	14.5	0	0	0	1	4	6	2	8	2	18	2.5	23.0	0	0	0	3	0	6	2	4	0	0	0.0	0	0	0	0	0	0	0	0
TOTALS		39	35	74	14	58	10.5	72.5	0	1	1	22	4	38	25	63	12	91	14.5	118.0	0	0	5	20	1	62	43	104	3	5	0.0	0	0	0	0	0	1		

DATE		OPP.		CAMERON SUTTON												LEVI WALLACE												T.J. WATT											
				S	A	TK	TL	FL	TK	SK	IN	FF	PR	PD	S	A	TK	TL	FL	TK	SK	IN	FF	PR	PD	S	A	TK	TL	FL	TK	SK	IN	FF	PR	PD			
09/11		at Cincinnati		2	1	3	0	0	0.0	0	1	0	0	2	2	1	3	0	0	0.0	0	0	0	0	1	6	0	6	3	8	1	0	4	0	1	0	1	2	
09/18		New England		3	0	3	0	0	0.0	0	0	0	0	1	1	0	1	0	0	0.0	0	0	0	0	0	INJURED RESERVE													
09/22		at Cleveland		5	0	5	0	0	0.0	0	0	0	0	1	2	1	3	0	0	0.0	0	0	0	0	1	INJURED RESERVE													
10/02		N.Y. Jets		1	0	1	0	0	0.0	1	0	0	0	1	1	2	3	0	0	0.0	0	0	0	0	0	INJURED RESERVE													
10/09		at Buffalo		4	0	4	1	0	0.0	0	0	0	0	0	2	1	3	0	0	0.0	1	0	0	0	2	INJURED RESERVE													
10/16		Tampa Bay		ON INACTIVE LIST												ON INACTIVE LIST												INJURED RESERVE											
10/23		at Miami		1	0	1	0	0	0.0	0	0	0	0	0	1	2	1	3	0	0	0.0	0	0	0	0	0	INJURED RESERVE												
10/30		at Philadelphia		4	0	4	0	0	0.0	0	0	0	0	2	ON INACTIVE LIST												INJURED RESERVE												
11/13		New Orleans		2	0	2	0	0	0.0	0	0	0	0	0	5	0	5	0	0	0.0	1	0	0	0	3	INJURED RESERVE													
11/20		Cincinnati		3	0	3	0	0	0.0	0	0	0	0	0	3	1	4	0	0	0.0	1	0	0	0	2	2	4	6	0	0	0.5	3	0	0	1	0	1	2	
11/28		at Indianapolis		1	0	1	0	0	0.0	0	0	0	0	1	3	2	5	0	0	0.0	0	0	0	0	0	2	2	1	3	0	0	0.0	0	0	0	1	1	1	0
12/04		at Atlanta		3	1	4	0	0	0.0	0	0	0	0	1	3	3	6	0	0	0.0	0	0	0	0	0	3	0	3	0	0	0	0.0	0	0	0	0	0	0	0
12/11		Baltimore		2	0	2	0	0	0.0	0	0	0	0	1	3	0	3	0	0	0.0	0	0	0	0	0	3	2	5	1	4	1	0	4	0	0	0	1	1	0
12/18		at Carolina		1	1	2	0	0	0.0	0	0	0	0	1	2	0	2	0	0	0.0	0	0	0	0	0	1	1	1	2	1	9	15.4	0	0	0	2	0	0	
12/24		Las Vegas		1	2	3	0	0	0.0	1	0	0	0	2	2	1	3	0	0	0.0	0	0	0	0	0	1	3	0	3	1	3	0	0	0	0	0	1	1	0
01/01		at Baltimore		1	1	2	0	0	0.0	0	0	0	0	0	2	1	3	0	0	0.0	0	0	0	0	0	3	3	1	4	1	10	10.0	0	0	0	0	3	0	
01/08		Cleveland		1	2	3	0	0	0.0	0	0	0	0	1	0	1	1	0	0	0.0	1	0	0	0	0	1	2	1	3	0	0	0	5	2.5	0	0	0	1	0
TOTALS				35	8	43	1	1	0.0	0	3	0	0	15	33	15	48	0	0	0.0	4	0	0	0	13	25	10	35	8	34	55.375	2	0	1	11	5			

		AHKELLO WITHERSPOON												CHRIS WORMLEY											
DATE	OPP.	S	A	TK	TFL	TFLY	SK	SKY	INT	FR	FF	PR	PD	S	A	TK	TFL	TFLY	SK	SKY	INT	FR	FF	PR	PD
09/11	at Cincinnati	6	2	8	0	0	0.0	0.0	1	0	0	0	1	1	2	3	1	1	0.0	0.0	0	0	0	0	0
09/18	New England	2	0	2	0	0	0.0	0.0	0	0	0	0	0	1	1	2	0	0	0.0	0.0	0	0	0	0	0
09/22	at Cleveland	4	1	5	0	0	0.0	0.0	0	0	0	0	1	2	3	5	0	0	0.0	0.0	0	0	0	0	0
10/02	N.Y. Jets	ON INACTIVE LIST																							
10/09	at Buffalo	ON INACTIVE LIST																							
10/16	Tampa Bay	ON INACTIVE LIST																							
10/23	at Miami	ON INACTIVE LIST																							
10/30	at Philadelphia	5	0	5	0	0	0.0	0.0	0	0	0	0	0	0	0	0	0	0.0	0.0	0	0	0	0	0	
11/13	New Orleans	ON INACTIVE LIST																							
11/20	Cincinnati	ON INACTIVE LIST																							
11/28	at Indianapolis	ON INACTIVE LIST																							
12/04	at Atlanta	INJURED RESERVE																							
12/11	Baltimore	INJURED RESERVE																							
12/18	at Carolina	INJURED RESERVE												INJURED RESERVE											
12/24	Las Vegas	INJURED RESERVE												INJURED RESERVE											
01/01	at Baltimore	INJURED RESERVE												INJURED RESERVE											
01/08	Cleveland	INJURED RESERVE												INJURED RESERVE											
TOTALS		17	3	20	0	0	0.0	0.0	1	0	0	0	2	13	16	29	3	4	0.5	3.0	0	1	1	1	0

2022 REGULAR SEASON INDIVIDUAL GAME-BY-GAME STATS																
FUMBLE RETURNS:		CAMERON HEYWARD					JOSH JACKSON					CHRIS WORMLEY				
DATE	OPP.	NO.	YDS	AVG	LG	TD	NO.	YDS	AVG	LG	TD	NO.	YDS	AVG	LG	TD
09/11	at Cincinnati	1	0	0.0	--	0	PRACTICE SQUAD					0	0	0.0	--	0
09/18	New England	0	0	0.0	--	0	PRACTICE SQUAD					0	0	0.0	--	0
09/22	at Cleveland	0	0	0.0	--	0	PRACTICE SQUAD					0	0	0.0	--	0
10/02	N.Y. Jets	0	0	0.0	--	0	0	0	0.0	--	0	0	0	0.0	--	0
10/09	at Buffalo	0	0	0.0	--	0	1	0	0.0	--	0	0	0	0.0	--	0
10/16	Tampa Bay	0	0	0.0	--	0	0	0	0.0	--	0	0	0	0.0	--	0
10/23	at Miami	0	0	0.0	--	0	0	0	0.0	--	0	0	0	0.0	--	0
10/30	at Philadelphia	0	0	0.0	--	0	ON INACTIVE LIST					0	0	0.0	--	0
11/13	New Orleans	0	0	0.0	--	0	DID NOT PLAY (NON-INJURY)					0	0	0.0	--	0
11/20	Cincinnati	0	0	0.0	--	0	ON INACTIVE LIST					0	0	0.0	--	0
11/28	at Indianapolis	0	0	0.0	--	0	ON INACTIVE LIST					1	0	0.0	--	0
12/04	at Atlanta	0	0	0.0	--	0	ON INACTIVE LIST					0	0	0.0	--	0
12/11	Baltimore	0	0	0.0	--	0	ON INACTIVE LIST					0	0	0.0	--	0
12/18	at Carolina	0	0	0.0	--	0	ON INACTIVE LIST					INJURED RESERVE				
12/24	Las Vegas	0	0	0.0	--	0	DID NOT PLAY					INJURED RESERVE				
01/01	at Baltimore	0	0	0.0	--	0						INJURED RESERVE				
01/08	Cleveland	0	0	0.0	--	0						INJURED RESERVE				
TOTALS		1	0	0.0	--	0	1	0	0.0	--	0	1	0	0.0	--	0

2022 REGULAR SEASON INDIVIDUAL GAME-BY-GAME STATS																
INTERCEPTION RETURNS:		MINKAH FITZPATRICK					DAMONTAE KAZEE					ARTHUR MAULET				
DATE	OPP.	NO.	YDS	AVG	LG	TD	NO.	YDS	AVG	LG	TD	NO.	YDS	AVG	LG	TD
09/11	at Cincinnati	1	31	31.0	31t	1	INJURED RESERVE					0	0	0.0	--	0
09/18	New England	1	13	13.0	13	0	INJURED RESERVE					0	0	0.0	--	0
09/22	at Cleveland	0	0	0.0	--	0	INJURED RESERVE					0	0	0.0	--	0
10/02	N.Y. Jets	1	34	34.0	34	0	INJURED RESERVE					0	0	0.0	--	0
10/09	at Buffalo	0	0	0.0	--	0	INJURED RESERVE					0	0	0.0	--	0
10/16	Tampa Bay	ON INACTIVE LIST					INJURED RESERVE					0	0	0.0	--	0
10/23	at Miami	0	0	0.0	--	0	INJURED RESERVE					0	0	0.0	--	0
10/30	at Philadelphia	0	0	0.0	--	0	INJURED RESERVE					0	0	0.0	--	0
11/13	New Orleans	ON INACTIVE LIST					INJURED RESERVE					0	0	0.0	--	0
11/20	Cincinnati	0	0	0.0	--	0	0	0	0.0	--	0	0	0	0.0	--	0
11/28	at Indianapolis	0	0	0.0	--	0	0	0	0.0	--	0	0	0	0.0	--	0
12/04	at Atlanta	1	16	16.0	16	0	0	0	0.0	--	0	0	0	0.0	--	0
12/11	Baltimore	0	0	0.0	--	0	0	0	0.0	--	0	0	0	0.0	--	0
12/18	at Carolina	0	0	0.0	--	0	0	0	0.0	--	0	0	0	0.0	--	0
12/24	Las Vegas	1	0	0.0	--	0	0	0	0.0	--	0	1	12	12.0	12	0
01/01	at Baltimore	1	0	0.0	--	0	0	0	0.0	--	0	0	0	0.0	--	0
01/08	Cleveland	0	0	0.0	--	0	1	12	12.0	12	0	0	0	0.0	--	0
TOTALS		6	94	15.7	34	1	1	12	12.0	12	0	1	12	12.0	12	0

INTERCEPTION RETURNS:		CAMERON SUTTON					LEVI WALLACE					T. J. WATT				
DATE	OPP.	NO.	YDS	AVG	LG	TD	NO.	YDS	AVG	LG	TD	NO.	YDS	AVG	LG	TD
09/11	at Cincinnati	1	0	0.0	--	0	0	0	0.0	--	0	1	0	0.0	--	0
09/18	New England	0	0	0.0	--	0	0	0	0.0	--	0	INJURED RESERVE				
09/22	at Cleveland	0	0	0.0	--	0	0	0	0.0	--	0	INJURED RESERVE				
10/02	N.Y. Jets	1	26	26.0	26	0	0	0	0.0	--	0	INJURED RESERVE				
10/09	at Buffalo	0	0	0.0	--	0	1	0	0.0	--	0	INJURED RESERVE				
10/16	Tampa Bay	ON INACTIVE LIST					ON INACTIVE LIST					INJURED RESERVE				
10/23	at Miami	0	0	0.0	--	0	0	0	0.0	--	0	INJURED RESERVE				
10/30	at Philadelphia	0	0	0.0	--	0	ON INACTIVE LIST					INJURED RESERVE				
11/13	New Orleans	0	0	0.0	--	0	1	0	0.0	--	0	INJURED RESERVE				
11/20	Cincinnati	0	0	0.0	--	0	1	3	3.0	3	0	1	0	0.0	--	0
11/28	at Indianapolis	0	0	0.0	--	0	0	0	0.0	--	0	0	0	0.0	--	0
12/04	at Atlanta	0	0	0.0	--	0	0	0	0.0	--	0	0	0	0.0	--	0
12/11	Baltimore	0	0	0.0	--	0	0	0	0.0	--	0	0	0	0.0	--	0
12/18	at Carolina	0	0	0.0	--	0	0	0	0.0	--	0	0	0	0.0	--	0
12/24	Las Vegas	1	0	0.0	--	0	0	0	0.0	--	0	0	0	0.0	--	0
01/01	at Baltimore	0	0	0.0	--	0	0	0	0.0	--	0	0	0	0.0	--	0
01/08	Cleveland	0	0	0.0	--	0	1	3	3.0	3	0	0	0	0.0	--	0
TOTALS		3	26	8.7	26	0	4	6	1.5	3	0	2	0	0.0	--	0

2022 REGULAR SEASON INDIVIDUAL SPECIAL TEAMS GAME-BY-GAME STATS													
		MARCUS ALLEN			GENARD AVERY			MILES BOYKIN			MINKAH FITZPATRICK		
DATE	OPP.	TKL	AST	TOT	TKL	AST	TOT	TKL	AST	TOT	TKL	AST	TOT
09/11	at Cincinnati	0	0	0	--			2	0	2	0	0	0
09/18	New England	1	0	1	Buccaneers			2	0	2	0	0	0
09/22	at Cleveland	0	0	0	Buccaneers			1	0	1	0	0	0
10/02	N.Y. Jets	0	0	0	Buccaneers			0	0	0	0	0	0
10/09	at Buffalo	0	0	0	Buccaneers			0	0	0	0	0	0
10/16	Tampa Bay	0	1	1	1	0	1	1	0	1	ON INACTIVE LIST		
10/23	at Miami	0	0	0	Buccaneers			0	0	0	0	0	0
10/30	at Philadelphia	2	0	2	Buccaneers			1	0	1	0	0	0
11/13	New Orleans	0	0	0	Buccaneers			0	0	0	ON INACTIVE LIST		
11/20	Cincinnati	2	1	3	Buccaneers			0	0	0	0	0	0
11/28	at Indianapolis	0	1	1	Buccaneers	ON INACTIVE LIST					0	0	0
12/04	at Atlanta	1	0	1	Buccaneers			0	0	0	0	0	0
12/11	Baltimore	1	0	1	Buccaneers			1	0	1	0	0	0
12/18	at Carolina	0	0	0	Buccaneers			0	0	0	0	0	0
12/24	Las Vegas	1	1	2	Buccaneers			0	0	0	0	0	0
01/01	at Baltimore	INJURED RESERVE			Buccaneers			1	0	1	0	0	0
01/08	Cleveland	INJURED RESERVE			Buccaneers			0	1	1	0	0	0
TOTALS		8	4	12	1	0	1	9	1	10	0	0	0

DATE	OPP	CONNOR HEYWARD			JAMIR JONES			DAMONTAE KAZEE			MILES KILLERBREW		
		TKL	AST	TOT	TKL	AST	TOT	TKL	AST	TOT	TKL	AST	TOT
09/11	at Cincinnati	0	1	1				INJURED RESERVE			0	0	0
09/18	New England	0	1	1				INJURED RESERVE			0	0	0
09/22	at Cleveland	0	0	0				INJURED RESERVE			1	0	1
10/02	N.Y. Jets	0	0	0				INJURED RESERVE			0	0	0
10/09	at Buffalo	0	0	0				INJURED RESERVE			0	0	0
10/16	Tampa Bay	0	0	0				INJURED RESERVE			0	1	1
10/23	at Miami	0	0	0				INJURED RESERVE			0	1	1
10/30	at Philadelphia	1	1	2				INJURED RESERVE			0	0	0
11/13	New Orleans	0	0	0				INJURED RESERVE			0	0	0
11/20	Cincinnati	0	1	1	1	0	1	0	0	0	0	0	0
11/28	at Indianapolis	1	0	1				0	0	0	0	0	0
12/04	at Atlanta	0	0	0	at Atlanta			0	0	0	0	0	0
12/11	Baltimore	0	0	0				0	1	1	0	0	0
12/18	at Carolina	0	1	1				0	0	0	0	0	0
12/24	Las Vegas	1	0	1				0	0	0	0	0	0
01/01	at Baltimore	0	1	1				0	0	0	0	0	0
01/08	Cleveland	0	0	0				0	0	0	0	1	1
TOTALS		3	6	9	1	0	1	0	1	1	1	3	4

DATE	OPP	CHRISTIAN KUNTZ			DEMARVIN LEAL			ISAJAHH LOUDERMILK			ARTHUR MAULET		
		TKL	AST	TOT	TKL	AST	TOT	TKL	AST	TOT	TKL	AST	TOT
09/11	at Cincinnati	0	0	0	0	0	0	ON INACTIVE LIST			0	0	0
09/18	New England	0	0	0	0	0	0	ON INACTIVE LIST			0	0	0
09/22	at Cleveland	0	0	0	0	0	0	INACTIVE			0	0	0
10/02	N.Y. Jets	0	0	0	0	0	0	ON INACTIVE LIST			0	0	0
10/09	at Buffalo	0	0	0	0	0	0	ON INACTIVE LIST			1	0	1
10/16	Tampa Bay	0	0	0	INJURED RESERVE			0	0	0	0	0	0
10/23	at Miami	0	0	0	INJURED RESERVE			0	0	0	0	0	0
10/30	at Philadelphia	0	0	0	INJURED RESERVE			0	0	0	0	0	0
11/13	New Orleans	0	0	0	INJURED RESERVE			0	0	0	2	0	2
11/20	Cincinnati	0	0	0	INJURED RESERVE			0	0	0	1	0	1
11/28	at Indianapolis	0	0	0	INJURED RESERVE			0	0	0	1	3	4
12/04	at Atlanta	0	0	0	0	0	0	ON INACTIVE LIST			0	0	0
12/11	Baltimore	0	0	0	0	0	0	0	0	0	2	0	2
12/18	at Carolina	0	0	0	0	0	0	0	0	0	0	1	1
12/24	Las Vegas	1	0	1	0	0	0	0	0	0	0	0	0
01/01	at Baltimore	0	0	0	0	0	0	0	0	0	1	0	1
01/08	Cleveland	0	0	0	0	0	0	0	0	0	0	1	1
TOTALS		1	0	1	0	0	0	0	0	0	8	5	13

DATE	OPP	TRE NORWOOD			GUNNER OLSZEWSKI			JAMES PIERRE			ELIJAH RILEY		
		TKL	AST	TOT	TKL	AST	TOT	TKL	AST	TOT	TKL	AST	TOT
09/11	at Cincinnati	0	0	0	0	0	0	0	0	0	PRACTICE SQUAD		
09/18	New England	0	0	0	0	0	0	1	0	1	PRACTICE SQUAD		
09/22	at Cleveland	0	0	0	0	0	0	2	0	2	PRACTICE SQUAD		
10/02	N.Y. Jets	0	0	0	0	0	0	0	0	0	PRACTICE SQUAD		
10/09	at Buffalo	1	0	1	ON INACTIVE LIST			0	0	0	PRACTICE SQUAD		
10/16	Tampa Bay	0	0	0	1	0	1	0	0	0	PRACTICE SQUAD		
10/23	at Miami	0	0	0	0	0	0	0	0	0	PRACTICE SQUAD		
10/30	at Philadelphia	0	0	0	0	1	1	0	0	0	PRACTICE SQUAD		
11/13	New Orleans	0	1	1	0	0	0	1	1	1	PRACTICE SQUAD		
11/20	Cincinnati	0	0	0	0	0	0	1	0	1	PRACTICE SQUAD		
11/28	at Indianapolis	0	0	0	0	0	0	0	0	0	PRACTICE SQUAD		
12/04	at Atlanta	0	0	0	0	0	0	0	0	0	PRACTICE SQUAD		
12/11	Baltimore	0	0	0	0	0	0	0	0	0	PRACTICE SQUAD		
12/18	at Carolina	0	1	1	0	0	0	0	1	1	PRACTICE SQUAD		
12/24	Las Vegas	0	0	0	0	0	0	0	0	0	1	1	1
01/01	at Baltimore	INACTIVE			0	0	0	1	1	0	0	0	0
01/08	Cleveland	ON INACTIVE LIST			0	0	0	1	2	1	0	0	1
TOTALS		1	2	3	1	1	2	5	4	9	1	1	2

		MARK ROBINSON			STEVEN SIMS			BENNY SNELL JR.			ROBERT SPILLANE		
DATE	OPP.	TKL	AST	TOT	TKL	AST	TOT	TKL	AST	TOT	TKL	AST	TOT
09/11	at Cincinnati	ON INACTIVE LIST			ON INACTIVE LIST			2	0	2	0	0	0
09/18	New England	ON INACTIVE LIST			ON INACTIVE LIST			0	0	0	1	0	1
09/22	at Cleveland	INACTIVE			INACTIVE			0	0	0	0	0	0
10/02	N.Y. Jets	ON INACTIVE LIST			ON INACTIVE LIST			0	0	0	0	0	0
10/09	at Buffalo	ON INACTIVE LIST			0	0	0	0	0	0	0	0	0
10/16	Tampa Bay	0	0	0	0	0	0	0	0	0	0	0	0
10/23	at Miami	ON INACTIVE LIST			ON INACTIVE LIST			0	1	1	0	0	0
10/30	at Philadelphia	ON INACTIVE LIST			0	0	0	0	0	0	0	0	0
11/13	New Orleans	ON INACTIVE LIST			0	0	0	1	1	2	0	0	0
11/20	Cincinnati	ON INACTIVE LIST			0	0	0	0	0	0	1	0	1
11/28	at Indianapolis	DID NOT PLAY (NON-INJURY)			0	0	0	0	1	1	ON INACTIVE LIST		
12/04	at Atlanta	ON INACTIVE LIST			0	0	0	1	0	1	0	0	0
12/11	Baltimore	ON INACTIVE LIST			0	0	0	0	0	0	0	0	0
12/18	at Carolina	0	0	0	0	0	0	0	0	0	0	0	0
12/24	Las Vegas	INACTIVE			0	0	0	0	0	0	0	0	0
01/01	at Baltimore	0	0	0	0	0	0	0	0	0	0	0	0
01/08	Cleveland	0	1	1	0	0	0	0	1	1	0	0	0
TOTALS		0	1	1	0	0	0	4	4	8	2	0	2

		JAYLEN WARREN			DEREK WATT			MATTHEW WRIGHT		
DATE	OPP.	TKL	AST	TOT	TKL	AST	TOT	TKL	AST	TOT
09/11	at Cincinnati	0	0	0	0	0	0	NOT ON ROSTER		
09/18	New England	0	1	1	0	0	0	NOT ON ROSTER		
09/22	at Cleveland	0	0	0	0	0	0	NOT ON ROSTER		
10/02	N.Y. Jets	0	0	0	0	0	0	Chiefs		
10/09	at Buffalo	0	0	0	0	0	0	Chiefs		
10/16	Tampa Bay	1	0	1	1	0	1	Chiefs		
10/23	at Miami	0	0	0	1	0	1	Chiefs		
10/30	at Philadelphia	0	0	0	0	0	0	Chiefs		
11/13	New Orleans	0	0	0	0	0	0	0	0	0
11/20	Cincinnati	0	0	0	0	0	0	1	0	1
11/28	at Indianapolis	ON INACTIVE LIST			0	0	0	1	0	1
12/04	at Atlanta	0	0	0	1	0	1	0	0	0
12/11	Baltimore	0	0	0	0	0	0	NOT ON ROSTER		
12/18	at Carolina	0	0	0	0	0	0	NOT ON ROSTER		
12/24	Las Vegas	0	0	0	0	0	0	NOT ON ROSTER		
01/01	at Baltimore	0	0	0	0	0	0	NOT ON ROSTER		
01/08	Cleveland	1	0	1	0	1	1	Chiefs		
TOTALS		2	1	3	3	1	4	2	0	2

2022 REGULAR SEASON INDIVIDUAL GAME-BY-GAME STATS								
PUNTING:		PRESSLEY HARVIN III						
DATE	OPP.	NO.	YDS	AVG	TB	IN 20	LG	NET
09/11	at Cincinnati	8	388	48.5	1	1	60	42.1
09/18	New England	4	206	51.5	1	0	69	41.3
09/22	at Cleveland	5	212	42.4	0	1	48	40.2
10/02	N.Y. Jets	4	158	39.5	0	2	51	39.5
10/09	at Buffalo	4	163	40.8	0	1	69	40.8
10/16	Tampa Bay	5	221	44.2	0	2	53	41.4
10/23	at Miami	6	251	41.8	0	2	57	41.7
10/30	at Philadelphia	4	180	45.0	0	1	55	43.0
11/13	New Orleans	3	123	41.0	0	2	48	41.0
11/20	Cincinnati	6	273	45.5	0	2	56	41.8
11/28	at Indianapolis	4	182	45.5	1	2	54	40.5
12/04	at Atlanta	2	85	42.5	0	1	47	42.5
12/11	Baltimore	3	111	37.0	1	0	48	27.3
12/18	at Carolina	3	136	45.3	1	0	54	38.7
12/24	Las Vegas	3	140	46.7	0	1	55	42.3
01/01	at Baltimore	2	99	49.5	0	1	51	48.5
01/08	Cleveland	3	144	48.0	0	1	57	46.3
TOTALS		69	3,072	44.5	5	20	69	41.1

2022 REGULAR SEASON INDIVIDUAL GAME-BY-GAME STATS											
FIELD GOALS:		CHRIS BOSWELL									
DATE	OPP.	0-19	20-29	30-39	40-49	50+	TOTAL	FGM	FGA	PCT	LG
09/11	at Cincinnati	0/0	1/1	0/0	1/1	1/2	3/4	3	4	75.0%	53
09/18	New England	0/0	0/0	1/1	0/0	1/1	2/2	2	2	100.0%	52
09/22	at Cleveland	0/0	0/0	1/1	0/1	0/0	1/2	1	2	50.0%	34
10/02	N.Y. Jets	0/0	0/0	0/0	0/0	2/2	2/2	2	2	100.0%	59
10/09	at Buffalo	0/0	1/1	0/1	0/1	0/0	1/3	1	3	33.3%	29
10/16	Tampa Bay	0/0	1/1	0/0	0/0	1/1	2/2	2	2	100.0%	55
10/23	at Miami	0/0	0/0	0/0	1/1	0/0	1/1	1	1	100.0%	45
10/30	at Philadelphia	ON INACTIVE LIST									
11/13	New Orleans	DID NOT PLAY									
11/20	Cincinnati	INJURED RESERVE									
11/28	at Indianapolis	INJURED RESERVE									
12/04	at Atlanta	INJURED RESERVE									
12/11	Baltimore	0/0	0/0	0/0	0/1	0/0	0/1	0	1	0.0%	0
12/18	at Carolina	0/0	0/0	0/0	0/0	1/1	1/1	1	1	100.0%	50
12/24	Las Vegas	0/0	0/0	0/0	2/3	0/1	2/4	2	4	50.0%	44
01/01	at Baltimore	0/0	1/1	1/1	0/1	1/1	3/4	3	4	75.0%	51
01/08	Cleveland	0/0	0/0	1/1	1/1	0/0	2/2	2	2	100.0%	49
TOTALS		0/0	4/4	4/5	5/10	7/9	20/28	20	28	71.4%	59

FIELD GOALS:		MATTHEW WRIGHT									
DATE	OPP.	0-19	20-29	30-39	40-49	50+	TOTAL	FGM	FGA	PCT	LG
09/11	at Cincinnati	NOT ON ROSTER									
09/18	New England	NOT ON ROSTER									
09/22	at Cleveland	NOT ON ROSTER									
10/02	N.Y. Jets	Chiefs									
10/09	at Buffalo	Chiefs									
10/16	Tampa Bay	Chiefs									
10/23	at Miami	Chiefs									
10/30	at Philadelphia	Chiefs									
11/13	New Orleans	0/0	0/0	2/3	0/1	0/0	2/4	2	4	50.0%	33
11/20	Cincinnati	0/0	0/0	2/2	1/1	0/0	3/3	3	3	100.0%	42
11/28	at Indianapolis	0/0	1/1	0/0	1/1	1/1	3/3	3	3	100.0%	52
12/04	at Atlanta	0/0	0/0	1/1	3/3	0/0	4/4	4	4	100.0%	48
12/11	Baltimore	NOT ON ROSTER									
12/18	at Carolina	NOT ON ROSTER									
12/24	Las Vegas	NOT ON ROSTER									
01/01	at Baltimore	NOT ON ROSTER									
01/08	Cleveland	Chiefs									
TOTALS		0/0	1/1	5/6	5/6	1/1	12/14	12	14	85.7%	59

2022 REGULAR SEASON INDIVIDUAL GAME-BY-GAME STATS																			
KICKOFF RETURNS:		GUNNER OLSZEWSKI						JAMES PIERRE						STEVEN SIMS					
DATE	OPP.	NO.	YDS	AVG	LG	FC	TD	NO.	YDS	AVG	LG	FC	TD	NO.	YDS	AVG	LG	FC	TD
09/11	at Cincinnati	1	1	1.0	1	0	0	0	0	0.0	0	0	0	ON INACTIVE LIST					
09/18	New England	0	0	0.0	0	0	0	0	0	0.0	0	0	0	ON INACTIVE LIST					
09/22	at Cleveland	1	18	18.0	18	0	0	0	0	0.0	0	0	0	INACTIVE					
10/02	N.Y. Jets	0	0	0.0	0	0	0	0	0	0.0	0	0	0	ON INACTIVE LIST					
10/09	at Buffalo	ON INACTIVE LIST						1	0	0.0	0	0	0	1	19	19.0	19	0	0
10/16	Tampa Bay	0	0	0.0	0	0	0	0	0	0.0	0	0	0	3	112	37.3	89	0	0
10/23	at Miami	1	27	27.0	27	0	0	0	0	0.0	0	0	0	ON INACTIVE LIST					
10/30	at Philadelphia	0	0	0.0	0	0	0	0	0	0.0	0	0	0	2	47	23.5	27	0	0
11/13	New Orleans	0	0	0.0	0	0	0	0	0	0.0	0	0	0	1	27	27.0	27	0	0
11/20	Cincinnati	0	0	0.0	0	0	0	0	0	0.0	0	0	0	7	154	22.0	37	0	0
11/28	at Indianapolis	0	0	0.0	0	0	0	0	0	0.0	0	0	0	0	0	0.0	0	0	0
12/04	at Atlanta	0	0	0.0	0	0	0	0	0	0.0	0	0	0	0	0	0.0	0	0	0
12/11	Baltimore	0	0	0.0	0	0	0	0	0	0.0	0	0	0	1	29	29.0	29	0	0
12/18	at Carolina	0	0	0.0	0	0	0	0	0	0.0	0	0	0	1	17	17.0	17	0	0
12/24	Las Vegas	0	0	0.0	0	0	0	0	0	0.0	0	0	0	0	0	0.0	0	0	0
01/01	at Baltimore	0	0	0.0	0	0	0	0	0	0.0	0	0	0	1	29	29.0	29	0	0
01/08	Cleveland	0	0	0.0	0	0	0	0	0	0.0	0	0	0	0	0	0.0	0	0	0
TOTALS		3	46	15.3	27	0	0	1	0	0.0	0	0	0	17	434	25.5	89	0	0

KICKOFF RETURNS:		BENNY SNELL JR.					
DATE	OPP	NO.	YDS	AVG	LG	FC	TD
09/11	at Cincinnati	0	0	0.0	0	0	0
09/18	New England	0	0	0.0	0	0	0
09/22	at Cleveland	0	0	0.0	0	0	0
10/02	N.Y. Jets	1	7	7.0	7	0	0
10/09	at Buffalo	0	0	0.0	0	0	0
10/16	Tampa Bay	0	0	0.0	0	0	0
10/23	at Miami	1	8	8.0	8	0	0
10/30	at Philadelphia	0	0	0.0	0	0	0
11/13	New Orleans	0	0	0.0	0	0	0
11/20	Cincinnati	0	0	0.0	0	0	0
11/28	at Indianapolis	0	0	0.0	0	0	0
12/04	at Atlanta	0	0	0.0	0	0	0
12/11	Baltimore	0	0	0.0	0	0	0
12/18	at Carolina	0	0	0.0	0	0	0
12/24	Las Vegas	1	15	15.0	15	0	0
01/01	at Baltimore	0	0	0.0	0	0	0
01/08	Cleveland	0	0	0.0	0	0	0
TOTALS		3	30	10.0	15	0	0

2022 REGULAR SEASON INDIVIDUAL GAME-BY-GAME STATS													
PUNT RETURNS:		GUNNER OLSZEWSKI						STEVEN SIMS					
DATE	OPP.	NO.	YDS	AVG	LG	FC	TD	NO.	YDS	AVG	LG	FC	TD
09/11	at Cincinnati	1	20	20.0	20	1	0	ON INACTIVE LIST					
09/18	New England	1	0	0.0	0	0	0	ON INACTIVE LIST					
09/22	at Cleveland	0	0	0.0	0	0	0	INACTIVE					
10/02	N.Y. Jets	3	16	5.3	10	1	0	ON INACTIVE LIST					
10/09	at Buffalo	ON INACTIVE LIST						0	0	0.0	0	0	0
10/16	Tampa Bay	0	0	0.0	0	0	0	3	23	7.7	24	1	0
10/23	at Miami	3	19	6.3	10	3	0	ON INACTIVE LIST					
10/30	at Philadelphia	0	0	0.0	0	0	0	1	10	10.0	10	1	0
11/13	New Orleans	0	0	0.0	0	0	0	1	3	3.0	3	2	0
11/20	Cincinnati	0	0	0.0	0	0	0	2	16	8.0	10	1	0
11/28	at Indianapolis	0	0	0.0	0	0	0	3	18	6.0	18	0	0
12/04	at Atlanta	0	0	0.0	0	0	0	2	1	0.5	1	1	0
12/11	Baltimore	0	0	0.0	0	0	0	2	0	0.0	0	1	0
12/18	at Carolina	0	0	0.0	0	0	0	1	5	5.0	5	1	0
12/24	Las Vegas	0	0	0.0	0	0	0	1	9	9.0	9	2	0
01/01	at Baltimore	0	0	0.0	0	0	0	0	0	0.0	0	3	0
01/08	Cleveland	0	0	0.0	0	0	0	3	20	6.7	12	0	0
TOTALS		8	55	6.9	20	5	0	19	105	5.5	24	13	0



2022 Steelers Postseason History

- ★ **Steelers In the Postseason**
- ★ **Steelers Postseason Experience**
- ★ **Steelers Postseason Game Summaries**
- ★ **Steelers Postseason Records**





Pittsburgh 0
Philadelphia 21



1947 NFL DIVISIONAL (DEC. 21, 1947)

PHILADELPHIA — The Eagles of coach Earle (Greasy) Neale were on the rise, destined to play the next three NFL title games, whereas Jock Sutherland's Steelers—the last of the Single-Wing offenses to make the playoffs—would have only one winning season in the next decade and that is how each played.

The Eagles capitalized early on a Pittsburgh error. Pete Pihos blocked a punt by Bob Cifers, and the Eagles gained possession at the Steelers' 14. Two plays later, Tommy Thompson threw a 15-yard touchdown pass to Steve Van Buren. The next period, Thompson went to the air again and found Jack Ferrante for 28 yards and a score that made it 14-0.

In the third quarter, the punting game again got the Steelers into trouble. Cifers outkicked his coverage and Bosh Pritchard wound his way through the Pittsburgh defense, going 79 yards for the final score.

Going into the game the Steelers were torn by controversy. The players demanded an extra paycheck for the playoff. Although they got their money, they outraged their coach Jock Sutherland, who proceeded to hold his pre-game practices outdoors in the snow and ice.

GAME SUMMARY

	1	2	3	4	F
STEELERS	0	0	0	0	0
Eagles	7	7	7	0	21

TEAM	Q	PLAY	SCORE
PHI	1	Van Buren 15 pass from Thompson (Patton kick)	0-7
PHI	2	Ferrante 28 pass from Thompson (Patton kick)	0-14
PHI	3	Pritchard 79 punt return (Patton kick)	0-21



Pittsburgh 10
Detroit 17



1962 PLAYOFF BOWL (JAN. 6, 1963)

MIAMI — The Steelers and Lions met in the third game of what was known as the Playoff Bowl. From 1960-66, the Playoff Bowl was played in Miami, Fla., consisting of the runners-up in each division. Detroit won its third consecutive Playoff Bowl, a 17-10 victory over the Steelers.

In what was a very physical game, the Steelers lost three key starters throughout the game. Halfback Willie Daniel sustained a concussion and a broken jaw, eventual Hall-of-Fame fullback John Henry Johnson left the game with a concussion, and tackle Dan James fractured his leg.

The Lions had the only scoring opportunity of the first quarter, however, a Wayne Walker 27-yard field goal attempt was wide left. He had a second chance in the second quarter and connected to give the Lions a 3-0 lead. The Steelers answered with a five-yard touchdown run by Dick Hoak, giving them a 7-3 lead. Detroit scored on their following drive thanks to a 20-yard pass from Milt Plum to Ken Webb, to give the Lions a 10-7 lead at halftime.

The Steelers tied the game halfway through the third quarter when Lou Michaels kicked a 40-yard field goal.

Detroit clinched the game with an 80-yard, four-play drive. Plum hit Dan Lewis for a gain of 73 yards. Then Ken Webb clinched the victory for the Lions with a three-yard touchdown run.

Bobby Layne replaced Ed Brown at quarterback with 7:46 remaining in the game and almost completed a Steelers' comeback. However, his effort fell short. Layne did complete 4-of-8 passes for 69 yards and one interception.

GAME SUMMARY

	1	2	3	4	F
STEELERS	0	7	3	0	10
Lions	0	10	7	0	17

TEAM	Q	PLAY	SCORE
DET	2	Walker 27 FG	0-3
PIT	2	Hoak 5 run (Michaels kick)	7-3
DET	2	Webb 20 pass from Plum (Walker kick)	7-10
PIT	3	Michaels 40 FG	10-10
DET	3	Webb 2 run (Walker kick)	10-17



Oakland 7
Pittsburgh 13



1972 AFC DIVISIONAL PLAYOFF (DEC. 23, 1972)

PITTSBURGH — Two unusual plays, one perhaps the oddest—and certainly the most controversial—in the long history of professional football, provided most of the offense in the final two minutes of what had been a tension-filled defensive struggle.

Field goals of 18 and 20 yards by Roy Gerela had given Pittsburgh a 6-0 lead. QB Ken Stabler erased it as he scrambled 30 yards on a broken play to put Oakland in front with one minute and 13 seconds remaining.

Down to their last play, the Steelers were 60 yards from the Oakland goal when rookie Franco Harris made an incredible shoe-top catch off a ricocheted pass and ran 42 yards for the TD.

The dispute on the game-winning play centered on whether the flight of the ball was altered by the contact of Oakland's Jack Tatum or the Steelers' John "Frenchy" Fuqua.

GAME SUMMARY

	1	2	3	4	F
Oakland	0	0	0	7	7
STEELERS	0	0	3	10	13

TEAM	Q	PLAY	DRIVE	SCORE
PIT	3	Gerela 18 FG	12-78, 5:08	3-0
PIT	4	Gerela 29 FG	5-13, 2:15	6-0
OAK	4	Stabler 30 run (Blanda kick)	12-80, 2:29	6-7
PIT	4	Harris 60 pass from Bradshaw (Gerela kick)	6-80, 1:13	13-7

INDIVIDUAL STATS	
RUSHING	PIT: Harris 18-64; Fuqua 16-25; Bradshaw 2-19.
	OAK: Hubbard 14-44; Smith 14-57; Davis 2-7; Stabler 1-30, 1 TD.
	PIT: Bradshaw 25-11-1, 175 1 TD.
PASSING	OAK: Lamonica 18-6-2, 45; Stabler 12-6-0, 57.
	PIT: Shanklin 3-55; Harris 5-96, 1 TD; McMakin 1-9; Young 1-4; Fuqua 1-11.
RECEIVING	OAK: Hubbard 1-2; Biletnikoff 3-28; Smith 2-8; Chester 3-40; Otto 1-5; Banaszak 1-12; Siani 1-7.

TEAM STATS		
	Raiders	Steelers
First Downs	13 (9-4-0)	13 (7-6-0)
Third Downs	5-16 (31%)	6-18 (33%)
Total Net Yds	216	252
Plays-Avg.	65-3.5	64-4.0
Rushing Yds	138	108
Att.-Avg.	31-4.5	36-3.0
Passing Yds	78	144
Sacked by Opp.	4-24	3-31
Att.-Comp.-Int.	30-12-2	25-11-1
Punts-Avg.	7-45.1	7-48.2
Penalties	2-15	1-5
Fumbles-Lost	3-2	0-0



Miami 21
Pittsburgh 17



1972 AFC CHAMPIONSHIP (DEC. 31, 1972)

PITTSBURGH — The Steelers stumbled on the last step to a Super Bowl berth when QB Bob Griese rallied the unbeaten Miami Dolphins.

Actually, the outcome may have been determined on a trick play. With the Steelers leading 7-0 by virtue of a TD the first time they had the ball, Larry Seiple ran 37 yards on a fake punt deep into Pittsburgh territory.

The play took away the Steelers' early momentum and led to the Dolphins tying score. After a field goal early in the third quarter gave Pittsburgh its last lead, Griese took over from Earl Morrall and drove his team 80 yards for the go-ahead TD.

A blocked field goal attempt paved the way for Miami's third TD. Terry Bradshaw made it necessary as he returned to the game after suffering a first quarter head injury. He completed four straight passes for 71 yards to pull his team within four points, but two interceptions ended Pittsburgh's Cinderella season.

GAME SUMMARY

	1	2	3	4	F
Dolphins	0	7	7	7	21
STEELERS	7	0	3	7	17

TEAM	Q	PLAY	DRIVE	SCORE
PIT	1	Mullins fumble recovery in E2 (Gerela kick)	11-48, 6:44	7-0
MIA	2	Csonka 9 pass from Morrall (Yepremian kick)	6-54, 3:03	7-7
PIT	3	Gerela 14 FG	9-73, 4:00	10-7
MIA	3	Kiick 2 run (Yepremian kick)	12-80, 6:29	10-14
MIA	4	Kiick 3 run (Yepremian kick)	11-49, 5:22	10-21
PIT	4	Young 12 pass from Bradshaw (Gerela kick)	4-71, 2:04	17-21

INDIVIDUAL STATS	
RUSHING	MIA: Morris 16-76; Csonka 24-68; Seiple 1-37; Kiick 8-12, 2 TD.
	PIT: Harris 16-76; Fuqua 8-47; Bradshaw 2-5.
PASSING	MIA: Morrall 11-7-1, 51, 1 TD; Griese 5-3-0, 70.
	PIT: Bradshaw 10-5-2, 80, 1 TD; Hanratty 10-5-0, 57.
RECEIVING	MIA: Fleming 5-50; Warfield 2-63; Csonka 1-9, 1 TD; Mandich 1-5; Morris 1-(-6).
	PIT: Young 4-54, 1 TD; Shanklin 2-49; Harris 2-3; McMakin 1-22; Brown 1-9.

TEAM STATS		
	Raiders	Steelers
First Downs	19 (11-6-2)	13 (6-6-1)
Third Downs	9-20 (45%)	5-12 (42%)
Total Net Yds	314	250
Plays-Avg.	65-4.8	46-5.4
Rushing Yds	193	128
Att.-Avg.	49-3.9	26-4.9
Passing Yds	121	122
Att.-Comp.-Int.	16-10-1	20-10-2
Punts-Avg.	4-35.5	4-51.3
Penalties	2-19	4-30
Fumbles-Lost	0-0	2-0



Pittsburgh 14
Oakland 33



1973 AFC WILD CARD (DEC. 22, 1973)

OAKLAND — The Raiders got a full measure of revenge for three straight losses to the Steelers, including one on the opening round of the AFC playoffs in 1972.

Oakland drove 80 yards for a touchdown the first time they had the ball and quarterback Ken Stabler mixed a strong inside running game with accurate short passes, a pattern he was to follow all afternoon.

A Steelers' touchdown late in the second quarter narrowed the halftime score to 10-7.

The Raiders added field goals on their first two third-quarter possessions. Two plays after the second one Willie Brown picked off a Terry Bradshaw pass in the flat and returned it 54 yards to put the game out of reach.

A fourth George Blanda field goal preceded Bradshaw's second touchdown pass—a 26-yarder to Frank Lewis.

GAME SUMMARY

	1	2	3	4	F
STEELERS	0	7	0	7	14
Raiders	7	3	13	10	33

TEAM	Q	PLAY	SCORE
OAK	1	Hubbard 1 run (Blanda kick)	0-7
OAK	2	Blanda 25 FG	0-10
PIT	2	Pearson 4 pass from Bradshaw (Gerela kick)	7-10
OAK	3	Blanda 31 FG	7-13
OAK	3	Blanda 22 FG	7-16
OAK	3	Brown 54 Interception return (Blanda kick)	7-23
OAK	4	Blanda 10 FG	7-26
PIT	4	Lewis 26 pass from Bradshaw (Gerela kick)	14-26
OAK	4	Hubbard 1 run (Blanda kick)	14-33

INDIVIDUAL STATS	
RUSH	PIT: Harris 10-29; Pearson 4-14; Fuqua 3-13; Bradshaw 3-9.
	OAK: Hubbard 20-91, 2 TD; Smith 17-73; Davis 12-48; Banaszak 5-17; Moore 1-3.
	PIT: Bradshaw 12-25-3, 167, 2 TD.
PASS	OAK: Stabler 14-17-0, 142.
	PIT: Lewis 4-70, 1 TD, Fuqua 4-52; B. Pearson 2-7 1 TD; P. Pearson 1-24; Williams 1-14.
REC	OAK: Siani 5-68; Moore 3-26; Smith 2-10; Hubbard 1-17; Biletnikoff 1-8; Branch 1-8; Banaszak 1-5.

TEAM STATS		
	Steelers	Raiders
First Downs	15 (2-10-3)	24 (14-8-2)
Third Downs	5-11 (45%)	10-17 (59%)
Total Net Yds	223	361
Plays-Avg.	46-4.8	74-4.8
Rushing Yds	65	232
Att.-Avg.	20-3.2	55-4.2
Passing Yds	158	129
Att.-Comp.-Int.	25-12-3	17-14-0
Punts-Avg.	5-41.6	2-39.0
Penalties	4-60	9-75



Buffalo 14
Pittsburgh 32



1974 AFC DIVISIONAL PLAYOFF (DEC. 22, 1974)

PITTSBURGH — The Steelers' offense took the pressure off their defensive teammates early by exploding for four second-quarter touchdowns as Terry Bradshaw played one of the finest games of his pro career.

Trailing 7-3 after young Joe Ferguson led the Bills on a well-executed 56-yard drive, the Steelers went ahead for good when Bradshaw connected with Rocky Bleier for a 27-yard scoring toss. Before the halftime intermission, Franco Harris ripped off three touchdowns runs in less than five minutes to tie an NFL record and put the game out of Buffalo's reach.

Harris' middle score was set up by Lynn Swann's sensational diving catch on the Buffalo four-yard line that was the game's biggest play and probably the turning point.

The game's most crucial turnover, a Jim Braxton fumble after he had run 30 yards into Steelers' territory, preceded that Pittsburgh series.

The big halftime margin forced the Bills out of their normal ball-control offense and Ferguson was greatly handicapped as he threw 15 times in the second half against a stacked defense. While Buffalo played catch-up, the Steelers were content to run the ball. Bradshaw threw just five times in the final half.

GAME SUMMARY

	1	2	3	4	F
Bills	7	0	7	0	14
STEELERS	3	26	0	3	32

TEAM	Q	PLAY	SCORE
PIT	1	Gerela 21 FG	0-3
BUF	1	Seymour 22 pass from Ferguson (Leypoldt kick)	7-3
PIT	2	Bleier 27 pass from Bradshaw (kick failed)	7-9
PIT	2	Harris 1 run (Gerela kick)	7-16
PIT	2	Harris 4 run (kick failed)	7-22
PIT	2	Harris 1 run (Gerela kick)	7-29
BUF	3	Simpson 3 pass from Ferguson (Leypoldt kick)	14-29
PIT	4	Gerela 22 FG	14-32

INDIVIDUAL STATS	
RUSH	BUF: Simpson 15-49; Braxton 5-48; Ferguson 1-3.
	PIT: Harris 24-74, 2 TD; Bradshaw 5-48; Bleier 14-45; Davis 5-32; Swann 2-24; Gilliam 1-12.
	BUF: Ferguson 26-11-0, 164, 2 TD.
PASS	PIT: Bradshaw 19-12-0 203, 1 TD; Gilliam 2-0-0.
	BUF: Hill 4-59; Simpson 3-37; Seymour 2-35; Rasha 1-25; Braxton 1-8.
REC	PIT: Swann 3-60; Bleier 3-54, 1 TD; Lewis 2-18; Brown 1-29; McMakin 1-22; Shanklin 1-15; Harris 1-5.

TEAM STATS		
	Bills	Steelers
First Downs	15 (5-10-0)	29 (18-9-2)
Third Downs	3-11 (27%)	7-14 (50%)
Total Net Yds	264	438
Plays-Avg.	47-5.6	72-6.1
Rushing Yds	100	235
Att.-Avg.	21-4.8	51-4.6
Passing Yds	164	203
Att.-Comp.-Int.	26-11-0	21-12-0
Punts-Avg.	5-39.4	3-38.7
Penalties	3-15	2-10



Pittsburgh 24
Oakland 13



1973 AFC CHAMPIONSHIP (DEC. 29, 1974)

OAKLAND — The Steelers combined the power running of Franco Harris and Rocky Bleier with a defense that held the Raiders to an incredible 29 yards rushing and intercepted three Ken Stabler passes en route to a 24-13 victory.

The Steelers took command of the game after Stabler combined with Cliff Branch on a 38-yard touchdown pass to give the Raiders a 10-3 lead in the third quarter.

The teams had traded first half field goals. Taking the kickoff following Branch's score, the Steelers grinded out 61 yards in nine plays with Harris blasting up the middle for eight yards and the touchdown on the first play of the fourth quarter. Jack Ham's second interception of the day paved the way to the Steelers' winning score. He returned it 24 yards to the Oakland nine.

Terry Bradshaw, who played another outstanding game, hit Lynn Swann in the end zone for the touchdown. The Raiders added a second field goal but it was the end of the line for them as the Steeler defense totally dominated the line of scrimmage.

J.T. Thomas' interception with just over a minute to play ended any Oakland comeback hopes. Harris followed with a 21-yard touchdown run.

GAME SUMMARY

	1	2	3	4	F
STEELERS	0	3	0	21	24
Raiders	3	0	7	3	13

TEAM	Q	PLAY	SCORE
OAK	1	Blanda 40 FG	7-41, 2:45 0-3
PIT	2	Gerela 23 FG	9-50, 5:12 3-3
OAK	3	Branch 38 pass from Stabler (Blanda kick)	8-80, 4:10 3-10
PIT	4	Harris 8 run (Gerela kick)	9-61, 4:59 10-10
PIT	4	Swann 6 pass from Bradshaw (Gerela kick)	4-9, 1:23 17-10
OAK	4	Blanda 24 FG	9-85, 4:00 17-13
PIT	4	Harris 21 run (Gerela kick)	2-24, 0:13 24-13

INDIVIDUAL STATS

RUSH	PIT: Harris 29-111, 2 TD; Bleier 18-98; Bradshaw 3-15.
	OAK: Davis 10-16; Banaszak 3-7; Hubbard 7-6; Stabler 1-0.
PASS	PIT: Bradshaw 17-8-1, 95, 1 TD.
	OAK: Stabler 36-19-3 271, 1 TD.
REC	PIT: Brown 2-37; Bleier 2-25; Swann 2-17, 1 TD; Stallworth.
	OAK: Branch 9-186, 1 TD; Moore 4-32; Biletniokoff 3-45; Davis 2-8; Banaszak 1-0.

TEAM STATS

	Steelers	Raiders
First Downs	20 (11-7-2)	15 (0-13-2)
Third Downs	9-16 (56%)	4-13 (31%)
Total Net Yards	305	278
Plays-Avg.	67-4.6	57-4.8
Rushing Yards	224	29
Att.-Avg.	50-4.5	21-1.4
Passing Yards	81	249
Att.-Comp.-Int.	17-8-1	36-19-3
Punts-Avg.	4-41.0	5-43.4
Penalties-Yds.	4-30	5-60
Fumbles-Lost	3-2	0-0



Baltimore 10
Pittsburgh 28



1975 AFC DIVISIONAL PLAYOFF (DEC. 27, 1975)

PITTSBURGH — Franco Harris ran for an AFC playoff record 153 yards but it was Mel Blount's interception late in the third quarter that provided the Steelers with the impetus to overcome a 10-7 Baltimore lead, propelling the Steelers to a 28-10 victory.

Following Jack Ham's interception, the Steelers put together a 61-yard, four-play drive, highlighted by Frank Lewis' sensational one-handed 34-yard catch, to take a 7-0 lead late in the first quarter.

Playing without regular quarterback Bert Jones, the Colts used a Lloyd Mumphord interception to tie the game on Marty Domres' pass to Glenn Doughty.

Another turnover, one of four by the Steelers, a fumble by Harris at his own 19, gave the Colts a field goal and their only lead of the game. Three minutes later Blount made his steal and Bleier scored standing up on the first play.

The Pittsburgh defense stiffened, holding the Colts without a first down on their next three possessions. The Steelers put it out of reach with Terry Bradshaw's gummy two-yard touchdown run which capped a 39-yard drive.

GAME SUMMARY

	1	2	3	4	F
Colts	0	7	3	0	10
STEELERS	7	0	7	14	28

TEAM	Q	PLAY	DRIVE	SCORE
PIT	1	Harris 8 run (Gerela kick)	4-61, 1:30	7-0
BAL	1	Doughty 5 pass from Domres (Linhart kick)	5-19, 2:33	7-7
BAL	3	Linhart 24 FG	7-15, 2:54	7-10
PIT	3	Bleier 7 run (Gerela kick)	1-7, 0:05	14-10
PIT	4	Bradshaw 2 run (Gerela kick)	7-39, 2:21	21-10
PIT	4	Russell 93 fumble return (Gerela kick)	—	28-10

INDIVIDUAL STATS

RUSH	BLT: Mitchell 26-63; Domres 4-17; Jones 2-6; Olds 5-6; McCauley 3-3; Carr 1-(-13).
	PIT: Harris 27-153, 1 TD; Bleier 12-28, 1 TD; Bradshaw 3-22; Collier 1-8.
PASS	BLT: Jones 11-6-0, 91; Domres 11-2-2, 9, 1 TD.
	PIT: Bradshaw 13-8-2, 103.
REC	BLT: Mitchell 4-20; Doughty 2-63; McCauley 1-9; Kennedy 1-8.
	PIT: Lewis 3-65; Swann 2-15; Bleier 2-14; Brown 1-9.

TEAM STATS

	Colts	Steelers
First Downs	10 (4-4-2)	16 (13-3-0)
Third Downs	6-21 (28%)	4-12 (33%)
Total Net Yards	154	287
Plays-Avg.	68-2.3	59-4.9
Rushing Yards	82	211
Att.-Avg.	41-2.3	43-4.9
Passing Yards	72	76
Att.-Comp.-Int.	22-8-2	13-8-2
Punts-Avg.	9-40.1	4-39.8
Penalties-Yds.	2-1	3-3
Fumbles-Lost	6-53	5-45



Oakland 10
Pittsburgh 16



1975 AFC CHAMPIONSHIP (JAN. 4, 1976)

PITTSBURGH — In a game that was not decided until the final play, the Steelers overcame eight turnovers, including a lost onside kick, which gave the Raiders a final opportunity to win, for a 16-10 victory.

The game was played on an icy field with temperatures in the teens and strong, gusty winds.

Oakland intercepted two passes in the first quarter but the best they could get out of them was a missed 38-yard field goal. The Steelers took advantage of the initial Raider turnover, the first of Mike Wagner's two interceptions and a 20-yard return, to get on the board with a field goal.

The Steelers missed two field-goal attempts, 44- and 48-yard tries, in a third quarter in which the Raiders committed three turnovers to the Steelers' one.

Franco Harris completed a 70-yard drive when he found the middle jammed and swung around his left side for 25 yards scoring the game's first TD on the second play of the final quarter.

Ken Stabler responded with a 60-yard, six-pass drive to reduce the Steeler lead to three again.

Another Oakland fumble, which Jack Lambert grabbed for his third recovery of the game on the Oakland 25, set up the final Steelers score. While the Steelers were running out the clock, Harris fumbled and the Raiders quickly moved into position for a 41-yard field goal. The Steelers committed their third fumble in the final five minutes of the game on the ensuing onside kickoff but time ran out on the Raiders.

GAME SUMMARY

	1	2	3	4	F
Raiders	0	0	0	10	10
STEELERS	0	3	0	13	16

TEAM	Q	PLAY	DRIVE	SCORE
PIT	2	Gerela 36 FG	5-31, 2:29	3-0
PIT	4	Harris 25 run (Gerela kick)	5-70, 2:15	10-0
OAK	4	Siani 14 pass from Stabler (Blanda kick)	6-60, 1:45	10-7
PIT	4	Stallworth 20 pass from Bradshaw (snap fumbled)3-25, 1:18	16-7	
OAK	4	Blanda 41 FG	6-41, 1:14	16-10

INDIVIDUAL STATS

RUSH	OAK: Banaszak 8-33; Hubbard 10-30; C. Davis 13-29; J. Phillips 1-1.
	PIT: Harris 27-79; Bradshaw 2-22; Bleier 10-16.
	PASS
PASS	OAK: Stabler 42-18-2, 246, 1 TD.
	PIT: Bradshaw 25-15-3, 215, 1 TD.
	REC
REC	OAK: Siani 5-80, 1 TD; Casper 5-67; Branch 2-56; Banaszak 2-12; Moore 2-12; Hart 1-16; C. Davis 1-3.
	PIT: Harris 5-58; Grossman 4-36; Swann 2-45; Stallworth 2-30, 1 TD; Lewis 1-33; Brown 1-13.

TEAM STATS

	Raiders	Steelers
First Downs	18 (3-13-2)	16 (5-10-1)
Third Downs	7-18 (39%)	5-13 (38%)
Total Net Yards	321	332
Plays-Avg.	76-4.2	64-5.2
Rushing Yards	93	117
Att.-Avg.	32-2.9	39-3.0
Passing Yards	228	215
Att.-Comp.-Int.	42-18-2	25-15-3
Punts-Avg.	8-37.8	4-38.5
Fumbles-Lost	4-3	5-5
Penalties-Yds.	4-40	3-32



Baltimore 14
Pittsburgh 40



1976 AFC DIVISIONAL PLAYOFF (DEC. 19, 1976)

PITTSBURGH — The Steelers struck quick with a 76-yard touchdown pass from Terry Bradshaw to Frank Lewis on the game's third play en route to setting league marks for total yardage and a then-team postseason record for points, with a 40-14 win.

Terry Bradshaw played the finest game of his career, setting then-personal highs by completing 78 percent of his passes for three touchdowns.

The Steelers scored five of the first six times they had the ball and their 17-point second quarter sealed the victory.

First-half interceptions by Mike Wagner and Glen Edwards and five quarterback sacks, two by Andy Russell on successive plays, paced the defense.

However, the victory was a very costly one, which would take its toll one week later.

Both Franco Harris and Rocky Bleier suffered injuries which sidelined them for the AFC title game. Harris was hurt early in the third quarter after rushing for 132 yards. Frenchy Fuqua and Reggie Harrison picked up the slack, making large contributions rushing and receiving.

GAME SUMMARY

	1	2	3	4	F
STEELERS	9	17	0	14	40
Colts	7	0	0	7	14

TEAM	Q	PLAY	DRIVE	SCORE
PIT	1	Lewis 76 pass from Bradshaw (kick failed)	3-78, 1:28	6-0
PIT	1	Gerela 45 FG	8-50, 4:06	9-0
BAL	1	Carr 17 pass from Jones (Linhart kick)	9-69, 5:04	9-7
PIT	2	Harrison 1 run (Gerela kick)	6-32, 3:00	16-7
PIT	2	Swann 29 pass from Bradshaw (Gerela kick)	5-54, 1:45	23-7
PIT	2	Gerela 25 FG	5-39, 0:36	26-7
PIT	4	Swann 11 pass from Bradshaw (Gerela kick)	9-68, 4:34	33-7
BAL	4	Leaks 1 run (Linhart kick)	9-65, 3:17	33-14
PIT	4	Harrison 10 run (Mansfield kick)	5-50, 3:04	40-14

INDIVIDUAL STATS

RUSH	PIT: Harris 18-132; Fuqua 11-54; Harrison 10-40, 2 TD; Bleier 1-(-1).
	BLT: Mitchell 16-55; Leaks 4-12, 1 TD; McCauley 1-1; Jones 2-3.
	PASS
PASS	PIT: Bradshaw 18-14-0, 264, 3 TD; Kruzcek 6-5-0, 44.
	BLT: Jones 25-11-2, 144, 1 TD.
	REC
REC	PIT: Swann 5-77, 2 TD; Harrison 4-37; Harris 3-24; Lewis 2-103, 1 TD; Fuqua 2-34; Bell 2-25; Stallworth 1-8.
	BLT: Mitchell 5-42, Chester 3-42; Carr 2-35; Doughty 1-25.

TEAM STATS

	Steelers	Colts
First Downs	29 (12-15-2)	16 (4-8-4)
Third Downs	9-10 (90%)	4-9 (44%)
Total Net Yards	526	170
Plays-Avg.	65-8.1	53-3.2
Rushing Yards	225	71
Att.-Avg.	40-5.6	23-3.1
Passing Yards	301	99
Att.-Comp.-Int.	24-19-0	25-11-2
Punts-Avg.	1-33	4-40.5
Fumbles-Lost	2-1	0-0
Penalties-Yds.	12-81	7-59



Pittsburgh 7
Oakland 24



1976 AFC CHAMPIONSHIP (DEC. 26, 1976)

OAKLAND — The Steelers and Raiders met for a fifth straight year in the playoffs and third season in a row for the AFC title.

The Raiders ended the Steelers seven-game postseason winning streak with a surprisingly strong running game and the timely passing of Ken Stabler, which they parlayed with a tenacious defense onto a 24-7 victory.

Oakland grabbed a 10-point lead on a pair of Steelers' errors. A partially blocked punt led to a field goal and an interception on a deflection that was returned to the one yard-line set up a touchdown.

Forced to throw because of injuries to Franco Harris and Rocky Bleier, neither of whom played, the Steelers fought back and on their next possession and went 75 yards with all but 16 coming through the air. However, the Raiders matched it by storming 69 yards to score with 23 seconds left in the half.

After their 63-yard scoring drive in the third quarter, the Raiders were content to play conservatively while the desperate Steelers were forced to play catch-up, something they were unable to do this day.

GAME SUMMARY

	1	2	3	4	F
STEELERS	0	7	0	0	7
Raiders	3	14	7	0	24

TEAM	Q	PLAY	DRIVE	SCORE
OAK	1	Mann 39 FG	7-38, 3:20	0-3
OAK	2	Davis 1 run (Mann kick)	3-1, 5:30	0-10
PIT	2	Harrison 3 run (Mansfield kick)	8-75, 5:00	7-10
OAK	2	Bankston 4 pass from Stabler (Mann kick)	14-69, 4:04	7-17
OAK	3	Banaszak 5 pass from Stabler (Mann kick)	12-63, 6:47	7-24

INDIVIDUAL STATS	
RUSH	PIT: Harrison 11-44, 1 TD; Fuqua 8-24; Bradshaw 1-4; Cunningham 1-0.
	DEN: Van Eeghen 22-66; Davis 11-54, 1 TD; Banaszak 15-46; Garrett 2-4; Casper 1-(-13).
	PIT: Bradshaw 35-14-1, 176.
PASS	DEN: Stabler 16-10-0, 88, 2 TD; Rae 0-0-0, 0.
	PIT: Cunningham 4-36; Swann 3-58; Fuqua 2-11; Harrison 2-10; Brown 1-32; Stallworth 1-18; Lewis 1-11.
REC	DEN: Branch 3-46; Bankston 2-11, 1 TD; Davis 2-7; Van Eeghen 1-14; Banaszak 1-5, 1 TD; Casper 1-5.

TEAM STATS		
	Steelers	Raiders
First Downs	13 (3-8-2)	15 (7-7-1)
Third Downs	4-14 (28%)	7-18 (39%)
Total Net Yards	237	220
Plays-Avg.	59-4.0	68-3.3
Rushing Yards	72	157
Att.-Avg.	21-3.4	51-3.1
Passing Yards	165	63
Att.-Comp.-Int.	35-14-1	16-10-0
Punts-Avg.	7-37.3	7-44
Fumbles-Lost	1-0	2-0
Penalties-Yds.	5-29	7-34



Pittsburgh 21
Denver 34



1977 AFC DIVISIONAL PLAYOFF (DEC. 24, 1977)

DENVER — Making the same mistakes that typified their play during the regular season, the Steelers were eliminated in the opening round of the playoffs for the first time since 1973, losing to Denver 34-21.

Pittsburgh lost the football on four turnovers plus a blocked punt, which accounted for 24 of Denver's points. The blocked punt and a Franco Harris fumble set up short scoring drives of 17 and 10 yards which kept the Broncos in the game in the first half when the Steelers held a 183-44 edge in offensive yardage. Both Steelers touchdowns came on long, time-consuming drives in the second quarter as Harris ran for 82 yards in the first half with 60 of them coming during the two scoring efforts.

In the second half, the Steelers deserted their productive running game and rushed the ball just nine times with Harris getting it five times after carrying on 23 occasions in the initial 30 minutes. They were outgained by Denver, 214-121.

After stopping the Broncos four times from inside the two-yard line in the third quarter, the Steelers could not get out of the hole that led to Denver's third score, a first down pass for 30 yards.

The Steelers had one more comeback attempt left as they came from behind for the third time to even the score on a 60-yard, four-play march with all but one of the yards coming through the air.

After that, Pittsburgh got just one first down on its final three possessions and turned the ball over twice on interceptions to set up Denver's last 10 points.

The lone positive note for the Steelers was Harris becoming the first pro player to gain 1,000 yards in postseason play, pushing his total to 1,050.

GAME SUMMARY

	1	2	3	4	F
STEELERS	0	14	0	7	21
Broncos	7	7	7	13	34

TEAM	Q	PLAY	DRIVE	SCORE
DEN	1	Lytle 7 run (Turner kick)	4-17, 1:18	0-7
PIT	2	Bradshaw 1 run (Gerela kick)	11-56, 5:10	7-7
DEN	2	Armstrong 10 run (Turner kick)	1-10, 0:43	7-14
PIT	2	Harris 1 run (Gerela kick)	9-65, 2:23	14-14
DEN	3	Odoms 30 pass from Morton (Turner kick)	4-41, 0:51	14-21
PIT	4	Brown 1 pass from Bradshaw (Gerela kick)	4-61, 1:42	21-21
DEN	4	Turner 44 FG	7-39, 2:29	21-24
DEN	4	Turner 35 FG	4-2, 0:36	21-27
DEN	4	Dolbin 34 pass from Morton (Turner kick)	2-33, 0:13	21-34

INDIVIDUAL STATS	
RUSH	PIT: Harris 28-92, 1 TD; Bleier 7-14; Bradshaw 4-21, 1 TD.
	DEN: Lytle 12-26, 1 TD; Keyworth 5-20; Jensen 4-13; Armstrong 11-44, 1 TD; Morton 5-0.
	PIT: Bradshaw 37-19-3, 177, 1 TD.
PASS	DEN: Morton 23-11-0, 164, 1 TD.
	PIT: Harris 4-20; Cunningham 3-42; Swann 1-6; Stallworth 4-80; Bleier 2-10; Brown 1-1, 1 TD; Maxson 3-11; Grossman 1-7.
REC	DEN: Jensen 2-33; Odoms 5-43, 1 TD; Moses 2-45; Armstrong 1-9; Dolbin 1-34, 1 TD.

TEAM STATS		
	Steelers	Broncos
First Downs	18 (10-8-0)	15 (5-9-1)
Third Downs	11-22 (50%)	4-13 (31%)
Total Net Yards	304	258
Plays-Avg.	76-4.0	61-4.2
Rushing Yards	127	103
Att.-Avg.	39-3.3	37-2.8
Passing Yards	177	155
Att.-Comp.-Int.	37-19-3	23-11-0
Punts-Avg.	6-34.0	5-37.6
Fumbles-Lost	2-1	3-1
Penalties-Yds.	10-67	3-20



Denver 10
Pittsburgh 33



1978 AFC DIVISIONAL PLAYOFF (DEC. 30, 1978)

PITTSBURGH — Playing their first playoff game at home in three years, the Steelers advanced to the AFC Championship game for the fourth time in six years with one of their best overall performances ever in postseason play, defeating Denver, 33-10.

After falling behind 3-0, the Steelers scored touchdowns on back-to-back possessions to assume a commanding lead and were never seriously threatened thereafter.

The offense gained 425 yards, while Terry Bradshaw had a postseason career-high of 272 yards passing and was aided by the great touchdown receptions of John Stallworth and Lynn Swann, both of whom took balls away from Denver defenders in the end zone. Stallworth set a then-NFL Divisional Playoff record with his 10 catches. Franco Harris added to four NFL postseason records he already held. He increased his totals to 1,155 yards, 282 rushing attempts, five 100-yard games and 12 touchdowns.

The Pittsburgh defense was no less than devastating, completely shutting down the Broncos' running game and marking the sixth straight game in which it did not allow 100 yards rushing. This forced Denver to go to a passing game and resulted in six quarterback sacks.

Joe Greene took away the Broncos early second-half momentum when he blocked a field goal attempt. Then Stallworth and Swann settled the issue with two big catches in a 32-second span of the fourth quarter. Sandwiched between those two plays was Rick Upchurch's fumble on the kickoff following Stallworth's big play, which Dennis Winston recovered.

GAME SUMMARY

	1	2	3	4	F
Broncos	3	7	0	0	10
STEELERS	6	13	0	14	33

TEAM	Q	PLAY	DRIVE	SCORE
DEN	1	Turner 37 FG	5-6, 3:41	0-3
PIT	1	Harris 1 run (kick failed)	8-66, 3:14	6-3
PIT	2	Harris 18 run (Gerela kick)	4-43, 2:05	13-3
PIT	2	Gerela 24 FG	8-38, 2:20	16-3
DEN	2	Preston 3 run (Turner kick)	4-49, 1:00	16-10
PIT	2	Gerela 27 FG	7-45, 1:42	19-10
PIT	4	Stallworth 48 pass from Bradshaw (Gerela kick)	4-71, 2:14	26-10
PIT	4	Swann 38 pass from Bradshaw (Gerela kick)	2-29, 0:39	33-10

INDIVIDUAL STATS	
RUSH	DEN: Keyworth 6-12; Lytle 5-6; Canada 1-3; Perrin 6-6; Preston 4-14, 1 TD; Weese 4-43; Armstrong 1-3.
	PIT: Harris 24-105, 2 TD; Bleier 8-26; Bradshaw 2-4; Thornton 2-4; Moser 2-6; Smith 1-4; Deloplane 1-4.
	DEN: Morton 5-3-0, 34; Weese 16-8-0, 118; Dilts 1-1-0, 16.
	PIT: Bradshaw 29-16-1, 272, 2 TD.
	DEN: Moses 2-33; Dolbin 4-77; Lytle 1(-)-1; Perrin 2-16; Odoms 1-24; Preston 2-19.
PASS	PIT: Stallworth 10-156, 1 TD; Grossman 4-64; Swann 2-52, 1 TD.
REC	

TEAM STATS		
	Broncos	Steelers
First Downs	15 (5-8-2)	24 (9-11-4)
Third Downs	3-14 (21%)	6-14 (43%)
Total Net Yards	218	425
Plays-Avg.	55-3.9	69-6.1
Rushing Yards	87	153
Att.-Avg.	27-3.2	40-3.8
Passing Yards	131	272
Att.-Comp.-Int.	22-12-0	29-16-1
Punts-Avg.	6-34	2-36
Fumbles-Lost	2-2	4-1
Penalties-Yds.	8-104	11-88



Houston 5
Pittsburgh 34



1978 AFC CHAMPIONSHIP (JAN. 7, 1979)

PITTSBURGH — The Steelers won their third AFC Championship in five years with an awesome offensive and defensive display, defeating the Houston Oilers, 34-5.

The game was played in a cold, steady rain which contributed to an NFL postseason record of 12 fumbles.

The Steelers built a 14-3 lead on touchdown runs by Franco Harris (seven yards) and Rocky Bleier (17 yards). They broke the game open with a 17-point burst in the last 52 seconds of the first half by capitalizing on three Houston fumbles. Both touchdowns in this span came on Terry Bradshaw passes to John Stallworth and Lynn Swann.

The Steelers quarterback was spectacular in completing 11-of-19 attempts for 200 yards while Dan Pastorini, his counterpart, was harassed by the Pittsburgh defense and the weather. He was intercepted five times and sacked on four occasions, and the tremendous Steelers pass rush forced him to throw most of the time under severe pressure.

Rookie Earl Campbell, the NFL's leading rusher, was limited to 26 yards on 15 carries in the first half and finished the game with just 62 yards on 22 attempts.

The Steelers' dominance was best exhibited by the first half yardage totals of 287 to 54. All-Pro linebacker Jack Ham was a standout with an interception, two fumble recoveries and a sack. The Steeler enjoyed great field position most of the game that was aided by 90 yards in interception returns and 91 yards on Theo Bell's six punt returns.

GAME SUMMARY

	1	2	3	4	F
Oilers	0	3	2	0	5
STEELERS	14	17	3	0	34

TEAM	Q	PLAY	DRIVE	SCORE
PIT	1	Harris 7 run (Gerela kick)	5-57, 1:14	7-0
PIT	1	Bleier 17 run (Gerela kick)	2-17, 0:38	14-0
HOU	2	Fritsch 19 FG	5-16, 1:18	14-3
PIT	2	Swann 29 pass from Bradshaw (Gerela kick)	4-69, 0:25	21-3
PIT	2	Stallworth 17 pass from Bradshaw (Gerela kick)	2-17, 0:13	28-3
PIT	2	Gerela 37 FG	3-5, 0:14	31-3
PIT	3	Gerela 22 FG	6-9, 2:32	34-3
HOU	3	Washington tackled Bleier for safety	—	34-5

INDIVIDUAL STATS

RUSH	HOU: Campbell 22-62; Woods 1-9; Coleman 1(-)-5; Wilson 2-6.
	PIT: Harris 20-51, 1 TD; Bleier 10-45, 1 TD; Bradshaw 7-29; Deloplane 3-28; Thornton 3-22; Moser 3-7; Kruzcek 1(-)-3.
	HOU: Pastorini 26-12-5, 96.
	PIT: Bradshaw 19-11-2, 200, 2 TD; Kruzcek 0-0-0, 0.
	HOU: Caster 5-44; Wilson 5-33; Coleman 1-15; Campbell 1-4.
PASS	PIT: Swann 4-98, 1 TD; Grossman 2-43; Bleier 4-42; Stallworth 1-17, 1 TD.
REC	

TEAM STATS

	Oilers	Steelers
First Downs	10 (5-3-2)	21 (8-11-2)
Third Downs	1-11 (9%)	1-9 (11%)
Total Net Yards	142	379
Plays-Avg.	56-3.0	66-5.7
Rushing Yards	72	179
Att.-Avg.	26-2.8	47-3.8
Passing Yards	70	200
Att.-Comp.-Int.	26-12-5	19-11-2
Punts-Avg.	6-39.5	1-53
Fumbles-Lost	6-4	6-3
Penalties-Yds.	5-48	4-32



Miami 14
Pittsburgh 34



1979 AFC DIVISIONAL PLAYOFF (DEC. 30, 1979)

PITTSBURGH — The Steelers were flawless in the first quarter, controlling the football for more than 13 minutes and scoring touchdowns the first three times they had the ball en route to a 34-14 victory. Miami was able to run just seven plays for a net of two yards.

Pittsburgh converted four of four third-down plays in the opening period and was successful on 11-of-14 the entire game. In directing the three early drives, Terry Bradshaw completed 7-of-9 passes.

With a big cushion, the defense never gave Miami a chance, stopping the Dolphins without a score twice in the second quarter when they had first downs inside the Pittsburgh 10-yard line. Dennis Winston's interception ended one drive and a great goal-line stand the other.

At halftime the Steelers held a 229-35 edge in yardage and a 15-4 margin in first downs. For the game, the Dolphins, a ball-control team, rushed for 25 yards on 22 carries with 21 of those yards coming in the final quarter.

It was the fourth straight postseason game in which the Steelers had scored over 30 points. Bradshaw set a personal postseason record with 21 completions, and Franco Harris was the leading rusher for the 12th time in 15 postseason games increasing his all-time lead total to 1,357 yards and scored his 15th touchdown, another postseason record. The victory was the Steelers' 15th straight at home and sixth postseason win in a row at Three Rivers Stadium.

GAME SUMMARY

	1	2	3	4	F
Dolphins	0	0	7	7	14
STEELERS	20	0	7	7	34

TEAM	Q	PLAY	DRIVE	SCORE
PIT	1	Thornton 1 run (Bahr kick)	13-62, 6:53	7-0
PIT	1	Stallworth 17 pass from Bradshaw (kick blocked)	9-62, 1:55	13-0
PIT	1	Swann 20 pass from Bradshaw (Bahr kick)	6-56, 2:28	20-0
MIA	3	Harris 7 pass from Griesse (Von Schamann kick)	2-11, 0:49	20-7
PIT	3	Bleier 1 run (Bahr kick)	12-69, 3:53	27-7
PIT	4	Harris 5 run (Bahr kick)	9-43, 5:08	34-7
MIA	4	Csonka 1 run (Von Schamann kick)	13-76, 5:48	34-14

INDIVIDUAL STATS

RUSH	MIA: Csonka 10-20, 1 TD; Williams 8-1; Davis 2-12; Griesse 1-1; Roberts 1(-)-9).
	PIT: Harris 21-83, 1 TD; Thornton 12-52, 1 TD; Bleier 4-13, 1 TD; Hawthorne 2-15; Anderson 1(-)-4).
	MIA: Griesse 26-14-1, 118, 1 TD; Strock 14-8-1, 125.
	PIT: Bradshaw 31-21-0, 230, 2 TD.
PASS	MIA: Griesse 26-14-1, 118, 1 TD; Strock 14-8-1, 125.
	PIT: Bradshaw 31-21-0, 230, 2 TD.
REC	MIA: Williams 6-26; Moore 5-93; Harris 3-61, 1 TD; Nathan 3-27; Davis 2-24; Hardy 2-12.
	PIT: Stallworth 6-86, 1 TD; Smith 4-41; Harris 5-32; Swann 3-37, 1 TD; Thornton 3-34.

TEAM STATS

	Dolphins	Steelers
First Downs	16 (2-11-3)	27 (14-12-1)
Third Downs	7-19 (36%)	11-14 (78%)
Total Net Yards	249	379
Plays-Avg.	65-3.8	72-5.3
Rushing Yards	25	159
Att.-Avg.	65-3.8	72-5.3
Passing Yards	224	220
Att.-Comp.-Int.	40-22-2	31-21-0
Punts-Avg.	4-36.3	2-29.5
Fumbles-Lost	0-0	3-3
Penalties-Yds.	4-35	8-41



Houston 13
Pittsburgh 27



1979 AFC CHAMPIONSHIP (JAN. 6, 1980)

PITTSBURGH — The Steelers won their fourth AFC Championship in six years in a hard-fought, physical game over the Houston Oilers that was much closer than the 27-13 final score indicates, typifying the rivalry that exists between the AFC Central rivals.

Even though the statistics favored the Steelers, their last touchdown came in the final minute and the final score was their largest margin of the game.

Terry Bradshaw continued his spectacular postseason play, converting 13-of-19 third-down opportunities, and the defense did not allow a touchdown, holding the Oilers to just 24 yards rushing and Earl Campbell to 15 yards on 17 attempts.

Houston jumped in front when Vernon Perry stopped a promising drive with an interception which he returned 75 yards for a score. The teams traded field goals on back-to-back possessions.

Bradshaw guided his team to touchdowns on their next two chances which gave the Steelers a lead they never surrendered although it was seriously threatened late in the third quarter when the officials ruled Mike Renfro did not have possession on what appeared to be a tying touchdown pass. The Oilers settled for a field goal which the Steelers soon matched.

A fumble led to Pittsburgh's last score.

Bradshaw's two touchdown passes gave him a postseason career total of 26, an NFL record, increasing his yardage record to 3,199. Franco Harris was the leading rusher for the 13th time in 16 postseason games and increased his rushing yardage to 1,442, another NFL mark. The win was the Steelers' 16th straight at home and seventh playoff win in a row at Three Rivers Stadium.

GAME SUMMARY

	1	2	3	4	F
Oilers	7	3	0	3	13
STEELERS	3	14	0	10	27

TEAM	Q	PLAY	DRIVE	SCORE
HOU	1	Perry 75 interception return (Fritsch kick)	—	0-7
PIT	1	Bahr 21 FG	7-36, 3:06	3-7
HOU	2	Fritsch 27 FG	8-72, 4:33	3-10
PIT	2	Cunningham 16 pass from Bradshaw (Bahr kick)	10-67, 4:31	10-10
PIT	2	Stallworth 20 pass from Bradshaw (Bahr kick)	6-49, 3:22	17-10
HOU	4	Fritsch 23 FG	12-81, 6:42	17-13
PIT	4	Bahr 39 FG	11-55, 4:55	20-13
PIT	4	Bleier 4 run (Bahr kick)	9-45, 4:52	27-13

INDIVIDUAL STATS

RUSH	HOU: Campbell 17-15; Wilson 4-9; Caster 1-0.
	PIT: Harris 21-85; Bleier 13-52, 1 TD; Bradshaw 1-25; Thornton 1(-)-1).
	HOU: Pastorini 28-19-1, 203, 1 TD; Nielsen 1-1-0, 9.
	PIT: Bradshaw 30-18-1, 219, 2 TD.
PASS	HOU: Wilson 7-60; Carpenter 5-23; Renfro 3-52; Coleman 2-46; Merkins 1-12; Campbell 1-11; Barber 1-8.
	PIT: Harris 6-50, Swann 4-64; Stallworth 3-52, 1 TD; Bleier 3-39; Cunningham 2-14, 1 TD.
REC	HOU: Wilson 7-60; Carpenter 5-23; Renfro 3-52; Coleman 2-46; Merkins 1-12; Campbell 1-11; Barber 1-8.
	PIT: Harris 6-50, Swann 4-64; Stallworth 3-52, 1 TD; Bleier 3-39; Cunningham 2-14, 1 TD.

TEAM STATS

	Oilers	Steelers
First Downs	11 (2-7-2)	22 (9-13-0)
Third Downs	3-11 (27%)	13-19 (68%)
Total Net Yards	227	358
Plays-Avg.	52-4.4	69-5.2
Rushing Yards	24	161
Att.-Avg.	22-1.1	36-4.5
Passing Yards	203	197
Att.-Comp.-Int.	29-20-1	30-18-1
Punts-Avg.	4-30	3-51
Fumbles-Lost	4-2	1-1
Penalties-Yds.	2-10	5-34



San Diego 31
Pittsburgh 28



1982 AFC WILD CARD (JAN. 9, 1983)

PITTSBURGH — The Steelers ended their 50th season with one of their most bitter losses ever, a 31-28 defeat to the San Diego Chargers.

Dan Fouts threw two short touchdown passes to Kellen Winslow in the final nine minutes after the Steelers had taken an 11-point lead early in the fourth quarter.

Terry Bradshaw played one of the greatest games of his career, completing 25 of his first 28 passes, including 15 in a row, but threw two interceptions, which knocked the Steelers out of the playoffs.

The initial interception came on a first down play from the San Diego 29-yard line on the first play after the two-minute warning in the second quarter with the Steelers leading, 14-10. Bruce Laird returned the interception 35 yards and the Chargers drove 64 yards to take their first lead, 17-14.

The last and most costly interception came with 11 minutes to play and the Steelers holding a 28-17 margin. This one was returned by Jeff Allen to the Pittsburgh 29-yard line from where the Chargers scored on five plays plus an important holding penalty which nullified a Mel Blount interception.

After two Steelers first downs on the next series, John Goodson's 20-yard punt gave San Diego decent field position and they capitalized on the winning score.

The game started on a bizarre note when rookie Guy Ruff recovered James Brooks' fumble off the opening kickoff in the end zone to set an NFL record for the quickest score at the start of the game.

GAME SUMMARY

	1	2	3	4	F
Chargers	3	14	0	14	31
STEELERS	14	0	7	7	28

TEAM	Q	PLAY	DRIVE	SCORE
PIT	1	Ruff recovered Brooks fumble in end zone (Anderson kick)—	7-0	
SD	1	Benirschke 25 FG	11-91, 4:21	7-3
PIT	1	Bradshaw 1 run (Anderson kick)	9-71, 5:06	14-3
SD	2	Brooks 18 run (Benirschke kick)	11-80, 4:53	14-10
SD	2	Sievers 10 pass from Fouts (Benirschke kick)	7-64, 1:18	14-17
PIT	3	Cunningham 2 pass from Bradshaw (Anderson kick)8-74, 4:40	21-17	
PIT	4	Stallworth 9 pass from Bradshaw (Anderson kick)10-86, 6:37	28-17	
SD	4	Winslow 8 pass from Fouts (Benirschke kick)	5-29, 2:19	28-24
SD	4	Winslow 2 pass from Fouts (Benirschke kick)	8-64, 2:59	28-31

INDIVIDUAL STATS

RUSH	SD: Muncie 25-126; Brooks 3-20, 1 TD; Cappelletti 1-0.
	PIT: Harris 10-35; Pollard 9-47; Hawthorne 2-3; Bradshaw 2-12, 1 TD.
PASS	SD: Fouts 42-27-0, 333, 3 TD.
	PIT: Bradshaw 39-28-2, 325, 2 TD.
REC	SD: Chandler 9-124; Winslow 7-102, 2 TD; Joiner 5-68; Sievers 2-17, 1 TD; Muncie 1-12; Fitzkee 1-8; Brooks 1-4; Cappelletti 1-(-2).
	PIT: Harris 11-71; Stallworth 8-116, 1 TD; Cunningham 5-55, 1 TD; Pollard 2-29; Smith 1-40; Swann 1-14.

TEAM STATS

	Chargers	Steelers
First Downs	29 (6-19-4)	26 (6-19-1)
Third Downs	9-14 (64%)	6-12 (50%)
Total Net Yards	479	422
Plays-Avg.	71-6.7	62-6.8
Rushing Yards	146	97
Att.-Avg.	29-5.0	23-4.2
Passing Yards	333	325
Att.-Comp.-Int.	42-21-0	39-28-2
Punts-Avg.	1-48	2-32.5
Fumbles-Lost	3-2	1-0
Penalties-Yds.	6-51	6-54



Pittsburgh 10
Los Angeles 38



1983 AFC DIVISIONAL PLAYOFF (JAN. 1, 1984)

LOS ANGELES — For the second straight year, the Steelers were eliminated in the first round of the playoffs, losing 38-10, to the Los Angeles Raiders. The defeat was their fifth in the last six games and their sixth straight to the Raiders.

After taking the lead on an impressive 78-yard drive, which produced three first downs, the Pittsburgh offense struggled for the balance of the game.

On their first scoring series, the Steelers elected to kick a field goal rather than try for a touchdown inches from the Raider goal line. The march was highlighted by a spectacular 44-yard reception by Wayne Capers. The Raiders took the lead the next time the Steelers had the ball when Lester Hayes stepped in front of a Cliff Stoudt to Calvin Sweeney sideline pass. Los Angeles scored on its next possession and added a field goal with six seconds remaining in the first half.

The Raiders scored the first three times they had the ball in the second half with drives of 72, 58, and 65 yards, while the Steelers settled for a 58-yard scoring pass from Stoudt to John Stallworth.

It was a record-tying 10th touchdown reception for Stallworth and the eighth straight playoff game in which he had scored to extend his own NFL mark.

The attendance of 90,334 was the largest postseason crowd in NFL history other than a Super Bowl and the second largest to ever see the Steelers play.

GAME SUMMARY

	1	2	3	4	F
STEELERS	3	0	1	0	10
Raiders	7	10	21	0	38

TEAM	Q	PLAY	DRIVE	SCORE
PIT	1	Anderson 17 FG	8-78, 3:29	3-0
LA	1	Hayes 18 interception return (Bahr kick)	—	3-7
LA	2	Allen 4 run (Bahr kick)	9-80, 4:23	3-14
LA	2	Bahr 45 FG	7-43, 0:57	3-17
LA	3	King 9 run (Bahr kick)	9-72, 4:55	3-24
LA	3	Allen 49 run (Bahr kick)	2-58, 0:48	3-31
PIT	3	Stallworth 58 pass from Stoudt (Anderson kick)	4-75, 1:19	10-31
LA	3	Hawkins 2 run (Bahr kick)	10-65, 4:41	10-38

INDIVIDUAL STATS

RUSH	PIT: Stoudt 9-50; Pollard 9-37; Abercrombie 6-36; F. Harris 6-33; Odom 1-4; T. Harris 1-2.
	LAR: Allen 13-121, 2 TD; Hawkins 10-25, 1 TD; King 6-20, 1 TD; Plunkett 2-23; Guy 1-2; Wilson 1-(-3).
PASS	PIT: Stoudt 20-10-1, 187, 1 TD; Malone 7-3-0, 22.
	LAR: Plunkett 34-21-0, 232.
REC	PIT: F. Harris 4-31; Capers 2-54; Cunningham 2-32; Sweeney 2-24; Stallworth 1-58, 1 TD; Odom 1-6; Abercrombie 1-4.
	LAR: Christensen 7-88; Branch 6-76; Allen 5-38; Bamwell 3-30.

TEAM STATS

	Steelers	Raiders
First Downs	17 (9-8-0)	24 (13-9-2)
Third Downs	4-14 (29%)	5-13 (38%)
Total Net Yards	331	413
Plays-Avg.	64-5.2	68-6.1
Rushing Yards	162	188
Att.-Avg.	32-5.1	33-5.7
Passing Yards	169	225
Att.-Comp.-Int.	27-13-1	34-21-0
Punts-Avg.	8-40.9	6-41.3
Fumbles-Lost	2-1	2-0
Penalties-Yds.	4-30	2-15



Pittsburgh 24
Denver 17



1984 AFC DIVISIONAL PLAYOFF (DEC. 30, 1984)

DENVER — The Steelers overcame a near-disastrous start, a blocked punt and three missed field goals to earn their first postseason win since Super Bowl XIV, a 24-17 victory over Denver.

Eric Williams' interception and 28-yard return to the two-yard line with three and a half minutes to go set up the winning touchdown, scored on a gutty two-yard plunge by Frank Pollard. The Steelers came back from seven point deficits and their three scoring drives prior to the final TD averaged almost 70 yards while the Broncos, meanwhile, never traveled more than 46 yards for their 17 points.

The game opened with Mark Malone losing two fumbles in Pittsburgh's first two possessions. However, Malone rebounded from his early miscues to complete six-of-eight passes on the Steelers' two scoring drives that gave them a halftime lead, 10-7.

A blocked punt on Pittsburgh's first second half possession gave Denver the ball on the four-yard line but for the second time inside their own 10, the Steeler defense stiffened and the Broncos had to settle for a field goal. The next time the Broncos had the ball they broke the 10-10 tie with their most impressive offensive series of the game with the touchdown coming on a John Elway bullet to Steve Watson, the Denver offensive hero with 11 receptions. After a 10-yard touchdown reception by Louis Lipps on which he broke several tackles, the Broncos managed only two first downs the rest of the game.

Two plays after a Gary Anderson missed field goal attempt, Williams turned the game around again with his big interception. Pollard with 99 yards and Abercrombie with 75 had postseason career highs rushing while Gary Dunn had his first career interception in the second quarter to end a Denver threat on the four-yard line.

GAME SUMMARY

	1	2	3	4	F
STEELERS	0	10	7	7	24
Broncos	7	0	10	0	17

TEAM	Q	PLAY	DRIVE	SCORE
DEN	1	Wright 9 pass from Elway (Karlis kick)	5-22, 8:30	0-7
PIT	2	Anderson 28 FG	12-62, 0:04	3-7
PIT	2	Pollard 1 run (Anderson kick)	8-78, 13:46	10-7
DEN	3	Karlis 21 FG	4-0, 2:50	10-10
DEN	3	Watson 20 pass from Elway (Karlis kick)	6-46, 7:45	10-17
PIT	3	Lipps 10 pass from Malone (Anderson kick)	7-66, 11:41	17-17
PIT	4	Pollard 2 run (Anderson kick)	3-2, 13:01	17-24

INDIVIDUAL STATS

RUSH	PIT: Pollard 16-99, 2 TD; Abercrombie 17-75; Veals 1-1; Lipps 1-0; Malone 5-(-6).
	DEN: Winder 15-37; Elway 4-16; Willhite 1-1; Parros 1-0; Watson 1-(-3).
	PIT: Malone 28-17-0, 224 1 TD.
PASS	DEN: Elway 37-19-2, 184 2 TD; Willhite 1-1-0, 52.
	PIT: Lipps 5-86, 1 TD; Pollard 4-48; Stallworth 3-38; Abercrombie 3-18; Cunningham 1-19; Thompson 1-15.
REC	DEN: Watson 11-177, 1 TD; Winder 4-22; Wright 2-16, 1 TD; Willhite 2-12; Alexander 1-9.

TEAM STATS

	Dolphins	Steelers
First Downs	15 (4-11-0)	25 (12-13-0)
Third Downs	4-13 (31%)	5-13 (39%)
Total Net Yards	250	381
Plays-Avg.	64-3.9	70-5.4
Rushing Yards	51	169
Att.-Avg.	22-2.3	40-4.2
Passing Yards	199	212
Att.-Comp.-Int.	38-20-2	28-17-0
Punts-Avg.	4-42.3	3-28.3
Fumbles-Lost	2-0	3-2
Penalties-Yds.	1-5	4-30



Pittsburgh 28
Miami 45



1984 AFC CHAMPIONSHIP (JAN. 6, 1985)

MIAMI — Dan Marino set AFC Championship game records with 421 yards passing and four touchdowns to lead the Dolphins to a 45-28 victory over Pittsburgh.

Eleven of Marino's 21 completions were for 20 yards or more and three were at least 40 yards, as the Steelers secondary could not contain the ultra-quick Dolphin receivers and three of their touchdown drives took less than two minutes to complete.

The Steelers controlled the ball on the ground most of the first half but after they had taken a 14-10 lead on John Stallworth's NFL record 11th touchdown reception in postseason, the Dolphins scored two touchdowns in the last 2:52 of the half and added another one on their first possession of the second half.

Following the scoring barrage, the Steelers were forced to open up their offense and stray away from their ball-control game which was very effective in the first 30 minutes and had accounted for 123 yards rushing and a four-minute edge in possession time. If there was a turning point, it came with a minute and a half left in the first half and Miami holding a 17-14 lead when Mark Malone suffered his third interception which the Dolphins quickly converted into a touchdown and a 10-point margin.

From the end of the first half to their first series of the fourth quarter, the Dolphins scored on five straight possessions. The 1,024 total yards by both teams was an AFC title game record as was the 50 first downs. Stallworth added to his touchdown reception mark with a tumbling third-quarter touchdown reception that brought the Steelers to within 10 points. Marino answered with 80 and 66-yard drives to put the game out of reach. Malone had career-highs with 20 completions and 312 yards passing.

GAME SUMMARY

	1	2	3	4	F
STEELERS	7	7	7	7	28
Dolphins	7	17	14	7	45

TEAM	Q	PLAY	DRIVE	SCORE
MIA	1	Clayton 40 pass from Marino (von Schamann kick)	4-67, 7:15	0-7
PIT	1	Erenberg 7 run (Anderson kick)	7-66, 11:30	7-7
MIA	2	von Schamann 26 FG	8-55, 5:56	7-10
PIT	2	Stallworth 65 pass from Malone (Anderson kick)	3-71, 12:08	14-10
MIA	2	Duper 41 pass from Marino (von Schamann kick)	5-77, 13:30	14-17
MIA	2	Nathan 2 run (von Schamann kick)	5-35, 14:24	14-24
MIA	3	Duper 36 pass from Marino (von Schamann kick)	4-78, 1:48	14-31
PIT	3	Stallworth 19 pass from Malone (Anderson kick)	9-72, 7:05	21-31
MIA	3	Bennett 1 run (von Schamann kick)	10-80, 13:20	21-38
MIA	4	Moore 6 pass from Marino (von Schamann kick)	9-66, 3:55	21-45
PIT	4	Capers 29 pass from Malone (Anderson kick)	5-84, 14:35	28-45

INDIVIDUAL STATS

RUSH	PIT: Abercrombie 15-68; Pollard 11-48; Erenberg 6-27, 1 TD.
	MIA: Nathan 19-64, 1 TD; Bennett 8-33, 1 TD; Johnson 10-39; Strock 1-(-2).
	PIT: Malone 36-20-3, 312, 3 TD.
PASS	MIA: Marino 32-21-1, 421, 4 TD; Nathan 1-1-0, 9.
	PIT: Stallworth 4-111, 2 TD; Erenberg 5-59; Lipps 3-45; Sweeney 3-42; Pollard 3-13; Capers 1-29; Abercrombie 1-13.
REC	MIA: Nathan 8-114; Duper 5-148, 2 TD; Clayton 4-95 1 TD; Moore 2-34, 1 TD; Hardy 2-16; Rose 1-28.

TEAM STATS

	Dolphins	Steelers
First Downs	28 (10-18-0)	22 (8-14-0)
Third Downs	4-11 (36%)	6-11 (54%)
Total Net Yards	569	455
Plays-Avg.	71-8.0	68-6.7
Rushing Yards	134	143
Att.-Avg.	38-3.5	32-4.5
Passing Yards	435	312
Att.-Comp.-Int.	33-22-1	36-20-3
Punts-Avg.	2-42.5	3-43.7
Fumbles-Lost	1-1	2-1
Penalties-Yds.	3-25	3-30



Pittsburgh 26
Houston 23 (ot)



1989 AFC WILD CARD (DEC. 31, 1989)

HOUSTON — Houston attempted and missed a 55-yard field goal on their first possession and had a punt blocked by linebacker Jerry Olsavsky on their second to set up running back Tim Worley's nine-yard touchdown run which came on a fourth-and-one situation to set the tone for a 26-23 overtime win.

Both teams then added three field goals each before the Oilers staged a fourth-quarter comeback.

Quarterback Warren Moon hit wide receiver Ernest Givins with touchdown passes of 19 and nine yards to put Houston ahead 23-16 with 6:02 left in the game. The Steelers then marched 82 yards on 11 plays, including a 22-yard reverse by wide receiver Dwight Stone, to tie the score at 23-23 with 46 seconds remaining.

In overtime, Pittsburgh got the ball first but was forced to punt after three plays, giving Houston possession at their own 45-yard line. On the Oilers' first play, running back Lorenzo White ran left and fumbled when hit by cornerback Rod Woodson, who recovered the ball at the Houston 46. Five plays later, Gary Anderson booted a 50-yard field goal to end the game at 3:26 of overtime.

Anderson's field goal broke two Steelers postseason records, for most in a game (four) and longest. Running back Merrill Hoge became the second Steelers running back to rush for 100 yards in a postseason game, while the Oilers' Givins finished with 11 receptions for 136 yards and two touchdowns.

GAME SUMMARY

	1	2	3	4	OT	F
STEELERS	7	3	3	10	3	26
Oilers	0	6	3	14	0	23

TEAM	Q	PLAY	DRIVE	SCORE
PIT	1	Worley 9 run (Anderson kick)	5-32, 12:07	7-0
HOU	2	Zendejas 26 FG	18-87, 5:53	7-3
HOU	2	Zendejas 35 FG	5-24, 8:50	7-6
PIT	2	Anderson 25 FG	8-78, 13:03	10-6
HOU	3	Zendejas 26 FG	4-6, 3:30	10-9
PIT	3	Anderson 30 FG	7-30, 11:55	13-9
PIT	4	Anderson 48 FG	9-33, 0:30	16-9
HOU	4	Givins 18 pass from Moon (Zendejas kick)	10-80, 5:46	16-16
HOU	4	Givins 9 pass from Moon (Zendejas kick)	5-38, 8:58	16-23
PIT	4	Hoge 1 run (Anderson kick)	11-82, 14:14	23-23
PIT	5	Anderson 50 FG	5-14, 3:26	26-23

INDIVIDUAL STATS	
RUSH	PIT: Hoge 17-100, 1 TD; Worley 11-54, 1 TD; Stone 1-22; Brister 1-1.
	HOU: Pinkett 8-26; White 7-13; Rozier 5-12; Moon 3-12; Highsmith 2-2.
	PIT: Brister 33-15-0 127.
PASS	HOU: Moon 48-29-0 315, 2 TD.
	PIT: Worley 4-23; Mularkey 3-40; Hoge 3-26; Lipps 3-24; Hill 1-7; Stock 1-7.
REC	HOU: Givins 11-136 2 TD; Hill 6-98; Pinkett 3-24; Highsmith 3-21; Jeffries 3-16; Duncan 2-15; Rozier 1-5.

TEAM STATS		
	Steelers	Oilers
First Downs	17 (8-9-0)	22 (2-18-2)
Third Downs	3-14 (21%)	8-18 (44%)
Total Net Yards	289	380
Plays-Avg.	64-4.5	73-5.2
Rushing Yards	177	65
Att.-Avg.	30-5.9	25-2.6
Passing Yards	112	315
Att.-Comp.-Int.	33-15-0	48-29-0
Punts-Avg.	6-25.3	4-33.0
Fumbles-Lost	1-1	3-2
Penalties-Yds.	5-40	8-45



Pittsburgh 23
Denver 24



1989 DIVISIONAL PLAYOFF (JAN. 7, 1990)

DENVER — The Steelers dominated Denver throughout the game before falling behind by one point with 2:27 remaining, and suffered a 24-23 loss. A fumbled snap from shotgun formation on third down led to the defeat and eliminated them from advancing to the AFC Championship game.

The Steelers produced a season-high 404 offensive yards including 180 total yards by running back Merrill Hoge, but Denver marched 71 yards in nine plays on a fourth-quarter drive for the winning touchdown.

The Steelers had a lead throughout the game, opening with the first of Gary Anderson's three field goals. In the second quarter, Hoge swept left end untouched for a seven-yard touchdown run that extended the Steelers' lead to 10-0 and capped a 93-yard drive that began with a 45-yard run by Hoge.

The Broncos responded with a 12-play, 75-yard drive with running back Melvin Bratton scoring the first of his two one-yard touchdowns runs.

Wide receiver Louis Lipps gave Pittsburgh a 10-point lead again with a nine-yard touchdown catch from Bubby Brister, but the Broncos tied the score at 17-17 on wide receiver Vance Johnson's 37-yard reception. Anderson's 35- and 32-yard field goals extended the Steelers' lead to six before Bratton's touchdown and the PAT put Denver ahead, 24-23.

Hoge became the first Steelers player to have consecutive 100-yard rushing games in postseason as he ran 100 times for 100 yards in the first half. Anderson set a team record with his seventh consecutive field goal in postseason, while Brister's 65.5 percent completion rate (19 of 29) was the fourth highest in team history for a game.

GAME SUMMARY

	1	2	3	4	F
STEELERS	3	14	3	3	23
Broncos	0	10	7	7	24

TEAM	Q	PLAY	DRIVE	SCORE
PIT	1	Anderson 32 FG	13-65	3-0
PIT	2	Hoge 7 run (Anderson kick)	5-93	10-0
DEN	2	Bratton 1 run (Treadwell kick)	12-75	10-7
PIT	2	Lipps 9 pass from Brister (Anderson kick)	12-77	17-7
DEN	2	Treadwell 43 FG	3-41	17-10
DEN	3	Johnson 37 pass from Elway (Treadwell kick)	1-37	17-17
PIT	3	Anderson 35 FG	10-62	20-17
PIT	4	Anderson 32 FG	10-34	23-17
DEN	4	Bratton 1 run (Treadwell kick)	9-71	23-24

INDIVIDUAL STATS	
RUSH	PIT: Hoge 16-120, 1 TD; Worley 13-50; Brister 2-4; Lipps 1-1.
	HOU: Humphrey 18-85; Elway 7-44; Sewell 1-6; Bratton 4-3, 2 TD; Winder 1-0.
	PIT: Brister 29-19-0 229, 1 TD.
PASS	HOU: Elway 20-12-1 239, 1 TD.
	PIT: Hoge 8-60; Lipps 3-29, 1 TD; Stone 3-18, Mularkey 2-36; Worley 1-33; Stock 1-30; Thompson 1-23.
REC	HOU: Jackson 5-111; Johnson 3-85, 1 TD; Young 2-22; Nattiel 1-15; Humphrey 1-6.

TEAM STATS		
	Steelers	Broncos
First Downs	19 (7-12-0)	19 (8-9-2)
Third Downs	9-15 (60%)	6-10 (60%)
Total Net Yards	404	364
Plays-Avg.	61-6.6	52-7.0
Rushing Yards	175	138
Att.-Avg.	32-5.5	31-4.5
Passing Yards	229	226
Att.-Comp.-Int.	29-19-0	20-12-1
Punts-Avg.	2-43.0	4-37.5
Fumbles-Lost	2-2	1-0
Penalties-Yds.	8-50	2-19



Buffalo 24
Pittsburgh 3



1992 AFC DIVISIONAL PLAYOFF (JAN. 9, 1993)

PITTSBURGH — Ten years to the day since their last home playoff game, the Steelers fell victim to turnovers and a tough Buffalo defense in front of a then-Three Rivers Stadium-record crowd of 60,407, for a 24-3 loss.

Gary Anderson's 38-yard field goal on their first drive was the extent of Pittsburgh's scoring as Neil O'Donnell threw two interceptions, fumbled once and was sacked seven times in his first action since December 6.

The Bills' first touchdown came on a one-yard pass from Frank Reich to offensive lineman Mitch Frerotte while the Steelers lost two interceptions and a fumble in the first half to fall behind 7-3. Buffalo scored on their first three possessions of the second half while the Steelers punted twice, failed to convert a fourth-down attempt and gave the ball up on downs following an aborted field goal try on their four second-half drives.

A turning point in the game came in the middle of the third quarter when left cornerback Richard Shelton stepped in front of Don Beebe but was unable to make the interception with an open field in front of him. James Lofton caught a 17-yard scoring pass on the next play to give the Bills a 14-3 lead.

The Steelers got inside the Buffalo 20 only twice and got a field goal, but Buffalo capitalized with three touchdowns on three trips inside the Pittsburgh 20.

Thurman Thomas was held to 54 yards rushing although Kenneth Davis gained 104 yards on 10 carries. Barry Foster countered with 104 yards on 20 carries in his first postseason game.

GAME SUMMARY

	1	2	3	4	F
Bills	0	7	7	10	24
STEELERS	3	0	0	0	3

TEAM	Q	PLAY	DRIVE	SCORE
PIT	1	Anderson 38 FG	9-33, 4:32	3-0
BUF	2	Frerotte 1 pass from Reich (Christie kick)	9-59, 4:31	3-7
BUF	3	Lofton 17 pass from Reich (Christie kick)	13-80, 6:44	3-14
BUF	4	Christie 43 FG (Christie kick)	10-44, 5:49	3-17
BUF	4	Gardner 1 run (Christie kick)	8-86, 5:20	3-24

INDIVIDUAL STATS	
RUSH	PIT: Foster 20-104; O'Donnell 4-26; Thompson 1-3; Stone 1(-4); Royals 1-0.
	HOU: Thomas 19-54; Gardner 7-22, 1 TD; Davis 10-104; Reed 1(-8); Reich 2(-3).
	PIT: O'Donnell 29-15-2, 163.
PASS	HOU: Reich 23-16-0, 160, 2 TD.
REC	PIT: Mills 8-93; Davenport 3-54; Stone 1-9; Foster 3-7.
	HOU: Metzelaars 2-11; Beebe 6-72; Thomas 3-25; Frerotte 1-1, 1 TD; Lofton 2-29 1 TD; McKeller 2-22.

TEAM STATS		
	Bills	Steelers
First Downs	19 (7-11-1)	18 (7-10-1)
Third Downs	8-14 (57%)	6-12 (50%)
Total Net Yards	325	240
Plays-Avg.	63-5.2	63-3.8
Rushing Yards	169	129
Att.-Avg.	39-4.3	27-4.8
Passing Yards	156	111
Att.-Comp.-Int.	23-16-0	29-15-2
Punts-Avg.	4-42.3	3-37.3
Fumbles-Lost	0-0	4-1
Penalties-Yds.	4-33	2-23



Pittsburgh 24
Kansas City 27 (ot)



1993 WILD CARD (JAN. 8, 1994)

KANSAS CITY — The Steelers never trailed until Nick Lowery's 32-yard field goal 11:03 into overtime clinched the 27-24 Kansas City win.

Scoring on their first drive, Pittsburgh held a 10-point lead at halftime before the Chiefs came back with 17 second-half points, tying the Steelers at 17-17 in the fourth quarter and at 24-24 with 1:43 left in the game.

The final tying touchdown was set up on a blocked punt by the Chiefs' Keith Cash, which was returned 31 yards by Fred Jones to the Pittsburgh nine-yard line.

From there, on fourth-and-goal, Joe Montana found Tim Barnett in the back of the end zone with his only touchdown pass.

The Steelers were then forced to punt again, and the Chiefs drove to the Pittsburgh 25 with an opportunity to take the lead, but Lowery's 43-yard field goal try was wide right with 12 seconds remaining.

In overtime, both teams punted on their first possession before Kansas City marched 66 yards in 11 plays to the Pittsburgh 14, setting up Lowery's game-winner.

Neil O'Donnell threw three touchdown passes, one each to tight ends Adrian Cooper and Eric Green as well as wide receiver Ernie Mills, while completing 23-of-42 attempts for 286 yards. Despite throwing incomplete on his first seven passes, Montana completed 28 of 42 for 276 yards and was sacked four times, three by Gerald Williams.

GAME SUMMARY

	1	2	3	4	OT	F
STEELERS	7	10	0	7	0	24
Chiefs	7	0	3	14	3	27

TEAM	Q	PLAY	DRIVE	SCORE
PIT	1	Cooper 10 pass from O'Donnell (Anderson kick)	9-66, 5:00	7-0
KC	1	Birden 23 pass from Krieg (Lowry kick)	7-75, 2:21	7-7
PIT	2	Anderson 30 FG	15-63, 7:05	10-7
PIT	2	Mills 26 from O'Donnell (Anderson kick)	6-51, 0:37	17-7
KC	3	Lowery 23 FG	11-49, 5:11	17-10
KC	4	Allen 2 run (Lowery kick)	9-80, 5:18	17-17
PIT	4	Green 22 pass from O'Donnell (Anderson kick)	9-74, 4:47	24-17
KC	4	Barnett 7 pass from Montana (Lowery kick)	4-9, 0:46	24-24
KC	5	Lowery 32 FG	11-66, 5:59	24-27

INDIVIDUAL STATS	
RUSH	PIT: Thompson 25-60; Hoge 6-27; Stone 3-11; O'Donnell 1(-1).
	KC: Allen 21-67 1 TD; Anders 5-27; Montana 4-13; McNair 2-9; Jones 1-9.
	PIT: O'Donnell 42-23-0, 286 3 TD.
PASS	KC: Montana 43-28-0, 276 1 TD; Krieg 1-1-0, 23 1 TD.
REC	PIT: Graham 7-96; Mills 4-60, 1 TD; Hoge 3-43; Stone 3-36; Thompson 3-4; Green 2-37, 1 TD; Cooper 1-10, 1 TD.
	KC: Cash 7-56; Birden 6-72, 1 TD; Allen 4-29; Anders 3-30; Barnett 3-30, TD; Davis 2-47; Hayes 2-11; Hughes 1-15; McNair 1-9.

TEAM STATS		
	Steelers	Chiefs
First Downs	21 (5-15-1)	28 (7-19-2)
Third Downs	9-19 (47%)	4-13 (31%)
Total Net Yards	369	401
Plays-Avg.	80-4.6	81-5.0
Rushing Yards	97	125
Att.-Avg.	35-2.8	33-3.8
Passing Yards	272	276
Att.-Comp.-Int.	42-23-0	44-29-0
Punts-Avg.	7-38.3	6-44.8
Fumbles-Lost	1-0	0-0
Penalties-Yds.	5-40	5-25



Cleveland 9
Pittsburgh 29



1994 AFC DIVISIONAL PLAYOFF (JAN. 7, 1995)

PITTSBURGH — Pittsburgh scored on its first three possessions on drives of 65, 53 and 74 yards en route to a 29-9 victory at Three Rivers Stadium.

The Browns made it 17-3 with a 22-yard Matt Stover field goal. Pittsburgh got one more opportunity when Tim McKyer intercepted Vinny Testaverde on the Cleveland 27 yard-line and returned it to the six, with 46 seconds remaining in the half. Three plays later, Pittsburgh took a 24-3 halftime lead when Neil O'Donnell hit Yancey Thigpen for a nine-yard grab.

The Steelers added a 40-yard Anderson field goal in the third quarter and a safety by Carnell Lake in the fourth quarter.

Cleveland drove into Pittsburgh territory just three times in 12 possessions. The Steelers outgained Cleveland 424 yards to 186, 23 first downs to 10 and had 42:27 to 17:33 advantage in time of possession.

The victory was Pittsburgh's first playoff win in five years.

GAME SUMMARY

	1	2	3	4	F
Browns	0	3	0	6	9
STEELERS	3	21	3	2	29

TEAM	Q	PLAY	DRIVE	SCORE
PIT	1	Anderson 29 FG	13-65, 7:20	3-0
PIT	2	Green 2 pass from O'Donnell (Anderson kick)	8-53, 4:37	10-0
PIT	2	Williams 26 run (Anderson kick)	6-74, 3:10	17-0
CLE	2	Stover 22 FG	6-25, 2:27	17-3
PIT	2	Thigpen 9 pass from O'Donnell (Anderson kick)	3-6, 0:20	24-3
PIT	3	Anderson 40 FG	14-72, 7:52	27-3
CLE	4	McCardell 20 pass from Testaverde (pass failed)	3-73, 0:43	27-9
PIT	4	Testaverde sacked by Lake for a safety	—	29-9

INDIVIDUAL STATS	
RUSH	CLE: Byner 9-43; Hoard 3-8; Metcalf 5-4.
	PIT: Foster 24-133; Morris 22-60; Williams 2-43, 1 TD; Tomczak 3-2.
	CLE: Testaverde 31-13-2, 144, 1 TD.
PASS	PIT: O'Donnell 23-16-0, 186, 2 TD.
	CLE: Jackson 3-47; McCardell 3-47, 1 TD; Metcalf 2-18; Carrier 2-8; Byner 1-14; Hoard 1-5; Kinchen 1-5.
	PIT: Mills 5-117; Williams 4-20; Green 3-21, 1 TD; Hastings 2-18; Thigpen 2-10, 1 TD.

TEAM STATS		
	Browns	Steelers
First Downs	10 (3-6-1)	23 (14-9-0)
Third Downs	2-11 (18%)	8-15 (53%)
Fourth Downs	1-2 (50%)	0-0 (0%)
Total Net Yards	186	424
Plays-Avg.	50-3.7	75-5.7
Rushing Yards	55	238
Att.-Avg.	17-3.2	51-4.7
Passing Yards	131	186
Sacked by Opp.	2-13	0-0
Att.-Comp.-Int.	31-13-2	23-16-0
Punts-Avg.	5-38	5-38.2
Penalties	2-17	4-50
Fumbles-Lost	0-0	2-1
Time of Poss.	17:33	42:27



San Diego 17
Pittsburgh 13



1994 AFC CHAMPIONSHIP (JAN. 15, 1995)

PITTSBURGH — The Chargers used a goal-line stand in the final two minutes to deal Pittsburgh a heart-breaking 17-13 loss before a record crowd of 61,545 at Three Rivers Stadium.

Pittsburgh opened the game with a 13-play, 67-yard drive to take a 7-0 lead. Twice the Steelers advanced inside San Diego's 20-yard line but only came away with two Gary Anderson field goals.

Pittsburgh led 13-3 until midway through the third quarter when Chargers' quarterback Stan Humphries connected with Alfred Pupunu for a 43-yard score.

The Steelers, who nearly doubled San Diego's offensive output in all categories, didn't fall behind until there were less than six minutes remaining in the game. A San Diego false start penalty on Harry Swayne nullified a third-down defensive stand to give the Chargers one more chance. On third-down and in need of 14 yards, Humphries hit Tony Martin with a 43-yard score with Tim McKyer in coverage to give the Chargers a 17-13 lead.

The Steelers began their final drive at their 17 yard-line to the Chargers' three. On fourth down and three yards, San Diego linebacker Dennis Gibson batted down the scoring strike intended for Barry Foster. San Diego controlled the clock for the game's final minute.

GAME SUMMARY

	1	2	3	4	F
Chargers	0	3	7	7	17
STEELERS	7	3	3	0	13

TEAM	Q	PLAY	DRIVE	SCORE
PIT	1	Williams 16 run (Anderson kick)	13-67, 7:32	7-0
SD	2	Carney 20 FG	6-77, 3:11	7-3
PIT	2	Anderson 39 FG	12-51, 3:32	10-3
PIT	3	Anderson 23 FG	9-50, 3:22	13-3
SD	3	Pupunu 43 pass from Humphries (Carney kick)	5-64, 2:33	13-10
SD	4	Martin 43 pass from Humphries (Carney kick)	8-80, 4:44	13-17

INDIVIDUAL STATS	
RUSH	SD: Means 20-69; Humphries 4-(-3).
	PIT: Foster 20-47; Williams 3-16; Morris 2-2; O'Donnell 1-1.
	SD: Humphries 22-11-1, 165, 2 TD.
PASS	PIT: O'Donnell 54-32-0, 349, 1 TD.
	SD: Pupunu 4-76, 1 TD; Means 2-19; Jefferson 2-16; Martin 1-43, 1 TD; Mitchell 1-19; 1-(-8).
	PIT: Mills 8-106; Williams 7-45, 1 TD; Hastings 5-55; Green 4-80; Thigpen 3-35; Foster 3-12; Hayes 1-16; Morris 1-0.

TEAM STATS		
	Chargers	Steelers
First Downs	13 (4-8-1)	22 (4-17-1)
Third Downs	3-11 (27%)	11-20 (55%)
Fourth Downs	0-0 (0%)	2-3 (67%)
Total Net Yards	226	415
Plays-Avg.	47-4.8	80-5.2
Rushing Yards	66	66
Att.-Avg.	24-2.8	26-2.5
Passing Yards	160	349
Sacked by Opp.	1-5	0-0
Att.-Comp.-Int.	22-11-1	54-32-0
Punts-Avg.	5-38.4	5-44.4
Penalties	3-15	8-111
Fumbles-Lost	0-0	3-1
Time of Poss.	22:47	37:13



Buffalo 6
Pittsburgh 40



1995 AFC DIVISIONAL PLAYOFF (JAN. 6, 1996)

PITTSBURGH — The Pittsburgh Steelers dealt the Buffalo Bills their worst postseason loss in non-Super Bowl play with a 40-21 defeat in Three Rivers Stadium.

Pittsburgh scored on five of their seven first-half possessions, including touchdowns by John L. Williams and Ernie Mills on their first two drives. Buffalo added a Thurman Thomas touchdown at 49 seconds before the half, but Pittsburgh closed the half with Norm Johnson's third field goal to take a 23-7 halftime lead.

It seemed the game might turn into a rout when Pittsburgh marched to the Bills' four yard-line on the first possession of the second half, but the drive ended with a Greg Evans interception.

The Steelers added a record (tied) fourth field goal by Norm Johnson in the third quarter to take a 19-point lead.

Buffalo battled back with a touchdown pass from Jim Kelly to Thurman Thomas to cut the lead to less than a touchdown with over 11 minutes remaining in the game. Pittsburgh responded with a 76-yard drive that included key third-down receptions by Yancey Thigpen for 21 yards and Andre Hastings for 17 yards. Bam Morris finished off the drive with a 13-yard touchdown run.

Interceptions by Jerry Olsavsky and Levon Kirkland ended the Bills' next two drives, the latter at the Bills' 17 yard-line. Four plays later, the Steelers added a second Bam Morris touchdown and gained a 40-21 advantage at the two-minute warning.

The 40 points scored tied a then Steelers postseason game high (40, Dec. 19, 1976 at Baltimore). The offense ran 78 plays, second most all-time postseason, and the line allowed no sacks for the 12th time in postseason history.

GAME SUMMARY

	1	2	3	4	F
Bills	0	7	7	7	21
STEELERS	7	16	3	14	40

TEAM	Q	PLAY	DRIVE	SCORE
PIT	1	Williams 1 run (Johnson kick)	9-76, 5:31	7-0
PIT	2	Mills 10 pass from O'Donnell (Johnson kick)	10-58, 5:23	14-0
PIT	2	Johnson 45 FG	5-16, 1:14	17-0
PIT	2	Johnson 38 FG	4-8, 1:43	20-0
BUF	2	Thomas 1 run (Christie kick)	4-49, 0:55	20-7
PIT	2	Johnson 34 FG	5-53, 0:38	23-7
PIT	3	Johnson 39 FG	4-4, 0:56	26-7
BUF	3	Cline 2 pass from Van Pelt (Christie kick)	4-42, 2:00	26-14
BUF	4	Thomas 9 pass from Kelly (Christie kick)	6-36, 2:46	26-21
PIT	4	Morris 13 run (Johnson kick)	9-76, 5:07	33-21
PIT	4	Morris 2 run (Johnson kick)	4-23, 1:48	40-21

INDIVIDUAL STATS		TEAM STATS	
RUSH	BUF: Thomas 13-46, 1 TD; Tasker 1-40; Holmes 4-14; Van Pelt 2-8; Mohr 1-(-14).	Bills	Steelers
	PIT: Morris 25-106, 2 TD; Pegram 8-33; Stewart 1-5; Williams 4-3, 1 TD; Mills 1-3; O'Donnell 4-(-3).	First Downs	18 (6-11-1) 23 (8-15-15)
		Third Downs	3-12 (25%) 5-16 (31%)
		Fourth Downs	0-0 (0%) 0-0 (0%)
PASS	BUF: Kelly 29-14-3, 135, 1 TD; Van Pelt 10-4-1, 27, 1 TD.	Total Net Yards	250 409
	PIT: O'Donnell 35-19-2, 262, 1 TD.	Plays-Avg.	62-4.0 78-5.2
		Rushing Yards	94 147
		Att.-Avg.	21-4.5 43-3.4
REC	BUF: Johnson 5-28; Cline 3-36, 1 TD; Brooks 3-28; Thomas 3-12, 1 TD; Tasker 2-38; Reed 2-20.	Passing Yards	156 262
	PIT: Mills 5-66, 1 TD; Thigpen 3-77; Hastings 3-39; Stewart 2-27; Pegram 2-21; Morris 2-7; Hayes 1-17; Williams	Sacked by Opp.	2-6 0-0
		Att.-Comp.-Int.	39-18-3 35-19-2
		Punts-Avg.	5-39.8 5-32.8
		Penalties	5-25 5-41
		Fumbles-Lost	3-1 1-0
		Time of Poss.	21:56 38:04



Indianapolis 16
Pittsburgh 20



1995 AFC CHAMPIONSHIP (JAN. 14, 1996)

PITTSBURGH — The Pittsburgh Steelers exorcised the demons of the 1994 AFC Championship game with a 20-16 heart-stopper over the Indianapolis Colts to advance to the Super Bowl.

For the second straight year it was a pass on the game's final play that determined Pittsburgh's Super Bowl future. A Hail Mary pass by Colts' quarterback Jim Harbaugh to Aaron Bailey was batted away by DB Randy Fuller to send the Steelers to Arizona.

The game was reminiscent of the 1995 AFC Championship game. The Steelers had a 10-6 advantage at halftime with a five-yard touchdown pass from Neil O'Donnell to Kordell Stewart in the closing seconds of the half and a first quarter Norm Johnson field goal.

The Colts' scoring came from the foot of kicker Cary Blanchard. Indianapolis added a third field goal on their opening drive in the third quarter to pull within one point.

The Steelers countered with a second Norm Johnson field goal, but found themselves behind 16-13 after Jim Harbaugh hit Floyd Turner for a 47-yard touchdown strike with 8:46 remaining in the game.

The Steelers and the Colts traded punts as the clock slipped to 3:03 and Pittsburgh took over the ball at their own 33 yard-line. After a fourth-down reception by Andre Hastings, O'Donnell hit Ernie Mills along the right sideline for a 37-yard gain to advance to the Colts' one-yard line. Two plays later, Bam Morris punched in the go-ahead touchdown.

However, the Colts weren't ready to be corralled. Starting at his own 16-yard line, Jim Harbaugh led Indianapolis to the Pittsburgh 29-yard line before throwing the "Hail Mary" pass with just five seconds left in the game.

GAME SUMMARY

	1	2	3	4	F
Colts	3	3	3	7	16
STEELERS	3	7	3	7	20

TEAM	Q	PLAY	DRIVE	SCORE
IND	1	Blanchard 34 FG	4-7, 1:58	0-3
PIT	1	Johnson 31 FG	11-40, 5:53	3-3
IND	2	Blanchard 36 FG	17-80, 7:27	3-6
PIT	2	Stewart 5 pass from O'Donnell (Johnson kick)	10-61, 5:03	10-6
IND	3	Blanchard 37 FG	10-61, 5:03	10-9
PIT	3	Johnson 36 FG	7-44, 3:17	13-9
IND	4	Turner 47 pass from Harbaugh (Blanchard kick)	4-70, 2:11	13-16
PIT	4	Morris 1 run (Johnson kick)	8-67, 1:29	20-16

INDIVIDUAL STATS

RUSH	IND: Warren 15-53; Harbaugh 6-29; Crockett 1-2; Humphrey 1-(-1).
	PIT: Pegram 10-46; Stewart 4-12; Morris 7-9; Williams 1-6; Mills 1-5; O'Donnell 1-2).
	IND: Harbaugh 33-21, 267, 1 TD; Warren 1-0-0.
	PIT: O'Donnell 41-25-1, 205, 1 TD.
PASS	IND: Dawkins 7-96; Warren 7-37; Turner 3-73; Crockett 2-22; Dilger 1-30; Bailey 1-9.
	PIT: Thigpen 6-65; Williams 4-21; Morris 4-11; Mills 3-52; Hastings 3-21; Stewart 2-18; Holliday 1-8; Bruener 1-6; Pegram 1-3.
REC	

TEAM STATS

	Colts	Steelers
First Downs	16 (4-12-0)	21 (6-12-3)
Third Downs	5-15 (33%)	6-14 (43%)
Fourth Downs	1-1 (100%)	1-1 (100%)
Total Net Yards	186	285
Plays-Avg.	50-3.7	66-4.3
Rushing Yards	83	80
Att.-Avg.	23-3.6	24-4.3
Passing Yards	245	205
Sacked by Opp.	3-22	1-0
Att.-Comp.-Int.	34-21-0	41-25-1
Punts-Avg.	4-50	4-38.8
Penalties	5-57	4-25
Fumbles-Lost	1-0	0-0
Time of Poss.	30:36	29:24



Indianapolis 14
Pittsburgh 42



1996 AFC WILD CARD (DEC. 29, 1996)

PITTSBURGH — The Steelers overcame two first-half turnovers to score the most points in Steelers playoff history and the team's most decisive postseason win in 18 years with a 42-14 victory against Indianapolis.

The team scored the game's first 13 points and final 29 with a ground attack that ranked fourth in Steelers postseason history.

The Steelers took a 10-0 lead with Norm Johnson field goal and Kordell Stewart's one-yard touchdown scamper that was set up by a Jahime Arnold 31-yard punt return. Pittsburgh added a 50-yard Johnson field goal to start the second quarter.

Indianapolis responded with 14 unanswered points for a 14-13 halftime lead.

Pittsburgh regained the momentum on the opening drive of the second half. Starting from their own nine-yard line, the Steelers marched 91 yards in 16 plays while running 9:30 off the clock. The drive ended with a Jerome Bettis touchdown and a Stewart to John Farquhar two-point conversion.

The Steelers offense crossed out 228 yards in the second half, while the defense held the Colts to 22 second-half yards and two first downs. Included in the Steelers three fourth-quarter touchdowns was Witman's 31-yard rushing touchdown which was his first NFL touchdown and second-longest postseason touchdown run in Steelers' history.

Five rushing touchdowns was a single-game postseason record. It was the fourth time in a Steeler playoff history they had a 100-yard rusher and 100-yard receiver in a game. The Steelers' 42 points was their highest point total in the postseason.

GAME SUMMARY

	1	2	3	4	F
Colts	0	14	0	0	14
STEELERS	10	3	8	21	42

TEAM	Q	PLAY	DRIVE	SCORE
PIT	1	Johnson 29 FG	8-51, 3:26	3-0
PIT	1	Stewart 1 run (Johnson kick)	4-31, 1:39	10-0
PIT	2	Johnson 50 FG	7-26, 2:25	13-0
IND	2	Daniels 59 interception return (Blanchard kick)	-	13-7
IND	2	Bailey 9 pass from Harbaugh (Blanchard kick)	4-60, 1:50	13-14
PIT	3	Bettis 1 run (Stewart pass to Farquhar)	16-91, 9:30	21-14
PIT	4	Bettis 1 run (Johnson kick)	5-18, 2:13	28-14
PIT	4	Witman 31 run (Johnson kick)	5-71, 2:39	34-14
PIT	4	Stewart 3 run (Johnson kick)	7-40, 3:14	42-14

INDIVIDUAL STATS

RUSH	IND: Faulk 9-25; Groce 2-11; Harbaugh 3-6; Warren 1-(-1). PIT: Bettis 25-102, 2 TD; Stewart 9-48, 2 TD; Witman 7-48; 1 TD; McAfee 5-21; Hastings 2-7; Mills 1-4; Lester 1-2; Tomczak 1-(-1).
	IND: Harbaugh 32-12-1, 134, 1 TD; Justin 1-1-0, 6. PIT: Tomczak 21-13-2, 176; Stewart 1-1-0, 0.
	IND: Harrison 3-71; Stablein 3-28; Faulk 3-10; Dawkins 2-18; Bailey 1-9, 1 TD; Dilger 1-4. PIT: Johnson 5-109; Hastings 3-30; Botkin 2-26; Lester 2-7; Bettis 1-4; McAfee 1-0.

TEAM STATS

	Colts	Steelers
First Downs	8 (0-7-1)	24 (16-7-1)
Third Downs	5-15 (33%)	6-12 (50%)
Fourth Downs	0-1 (0%)	0-0 (0%)
Total Net Yards	146	407
Plays-Avg.	52-2.8	73-5.6
Rushing Yards	41	231
Att.-Avg.	15-2.7	51-4.5
Passing Yards	105	176
Sacked by Opp.	4-35	0-0
Att.-Comp.-Int.	33-13-1	22-14-2
Punts-Avg.	8-42.4	2-41.5
Fumbles-Lost	6-30	3-19
Fumbles-Lost	1-1	2-1
Time of Poss.	22:24	37:36



Pittsburgh 3
New England 28



1996 AFC DIVISIONAL PLAYOFF (JAN. 5, 1997)

FOXBORO — The Steelers playoff hopes ended on a fog enshrouded field in Foxboro and a 28-3 defeat.

It was a game of big plays from the opening drive. Unfortunately, the Patriots made them and scored on three of their first four possessions.

Quarterback Drew Bledsoe hit Terry Glenn for a 53-yard gain against Rod Woodson on New England's first play from scrimmage. One play later, Curtis Martin made the score, 7-0.

The Steelers second possession ended with their second punt. New England used a short field to gain a 14-0 lead with a Bledsoe to Keith Byars 34-yard touchdown reception.

New England added an exclamation point when Martin broke a 78-yard touchdown run to open the second quarter. Pittsburgh's struggling offense gained just 29 yards in 13 plays in three first-quarter possessions. They fared no better in the second quarter, converting just one of seven third-down plays.

Jerome Bettis, despite two pulled groin muscles, tried to carry the ground attack. The Steelers turned a Chad Brown interception into a Norm Johnson field goal, giving them their only points of the day. But two second-half interceptions, including one that led to a third Martin touchdown, kept the Steelers from making a rally.

GAME SUMMARY

	1	2	3	4	F
STEELERS	0	0	3	0	3
Patriots	14	7	0	7	28

TEAM	Q	PLAY	DRIVE	SCORE
NE	1	Martin 2 run (Vinatieri kick)	2-55, 0:51	0-7
NE	1	Byars 34 pass from Bledsoe (Vinatieri kick)	4-59, 1:59	0-14
NE	2	Martin 78 run (Vinatieri kick)	1-78, 0:12	0-21
PIT	3	Johnson 29 FG	5-26, 2:50	3-21
NE	4	Martin 23 run (Vinatieri kick)	6-61, 3:49	3-28

INDIVIDUAL STATS

RUSH	IND: Bettis 13-43; McAfee 5-30; Tomczak 2-20; Stewart 4-19; Witman 3-11. PIT: Martin 19-166, 3 TD; Meggett 2-18; Byars 2-8; Greier 5-7; Zolak 3-(-4); Bledsoe 1-(-2).
	IND: Tomczak 29-16-2, 110; Stewart 10-0-0. PIT: Bledsoe 24-14-2, 164, 1 TD; Zolak 2-1-0, 3.
	IND: Hastings 5-35; Botkin 2-20; Arnold 2-16; Mills 2-15; McAfee 2-7; Bettis 2-(-1); Tomczak 1-(-2). PIT: Byars 4-53, 1 TD; Glenn 3-69; Coates 3-18; Jefferson 3-18; Martin 2-9.

TEAM STATS

	Steelers	Colts
First Downs	12 (7-5-0)	17 (9-6-2)
Third Downs	3-18 (17%)	5-13 (38%)
Fourth Downs	2-4 (50%)	0-1 (0%)
Total Net Yards	213	346
Plays-Avg.	69-3.1	60-5.8
Rushing Yards	123	194
Att.-Avg.	27-4.6	32-6.1
Passing Yards	90	152
Sacked by Opp.	3-20	2-15
Att.-Comp.-Int.	39-16-2	26-15-2
Punts-Avg.	9-42	7-43.6
Penalties	3-15	2-21
Fumbles-Lost	0-0	0-0
Time of Poss.	28:39	31:21



New England 6
Pittsburgh 7



1997 AFC DIVISIONAL PLAYOFF (JAN. 3, 1998)

PITTSBURGH — The Steelers defeated the New England Patriots for the second time in three weeks, 7-6, in the AFC Divisional Playoff.

Pittsburgh forced four turnovers, including two in the final 1:44 of the game, and advanced to the AFC Championship for the third time in four years.

The Steelers struck early when Kordell Stewart scampered around left end and raced 40 yards for a touchdown on the team's opening possession with 9:49 left in the first quarter. The drive began when rookie cornerback Chad Scott intercepted quarterback Drew Bledsoe and returned it 27 yards to the Steelers 38.

New England was limited to a pair of short field goals by Adam Vinatieri and fell two games short of a return to the Super Bowl.

Linebacker Jason Gildon recovered a pair of fumbles for the Steelers. The second recovery came after backup left end Mike Vrabel stripped Bledsoe of the ball, and Gildon pounced on it at the Pittsburgh 34 with 1:44 to play.

The Patriots got back the ball in the final seconds before linebacker Levon Kirkland intercepted a long pass by Bledsoe to seal the win.

GAME SUMMARY

	1	2	3	4	F
Patriots	0	3	0	3	6
STEELERS	7	0	0	0	7

TEAM	Q	PLAY	DRIVE	SCORE
PIT	1	Stewart 40 run (Johnson kick)	8-62, 3:41	7-0
NE	2	Vinatieri 31 FG	10-65, 3:37	7-3
NE	4	Vinatieri 46 FG	10-52, 4:44	7-6

INDIVIDUAL STATS

RUSH	PIT: Stewart 11-68 1 TD; Bettis 25-67; McAfee 1-10. NE: Shaw 10-22; Cullors 7-18; Bledsoe 2(-4).
	PIT: Stewart 31-14-1, 134. NE: Bledsoe 44-23-2, 264.
PASS	PIT: Hawkins 4-28; Thigpen 3-54; Johnson 3-28; Lester 2-3; Blackwell 1-14; Bettis 1-7. NE: Jefferson 9-104; Glenn 5-96; Brisby 3-37; Byars 2-1; Shaw 1-13; Brown 1-6; Gash 1-6; Cullors 1-1.
REC	

TEAM STATS

	Patriots	Steelers
First Downs	15 (1-14-0)	16 (6-8-2)
Third Downs	6-15 (40%)	8-18 (44%)
Fourth Downs	0-0 (0%)	0-1 (0%)
Total Net Yards	280	279
Plays-Avg.	65-4.3	70-4.0
Rushing Yards	36	145
Att.-Avg.	19-1.9	37-3.9
Passing Yards	244	134
Sacked by Opp.	2-20	2-0
Att.-Comp.-Int.	44-23-2	31-14-1
Punts-Avg.	7-42	9-32.7
Penalties	7-68	5-41
Fumbles-Lost	2-2	0-0
Time of Poss.	24:23	35:37



Denver 24
Pittsburgh 21



1997 AFC CHAMPIONSHIP (JAN. 11, 1998)

PITTSBURGH — John Elway passed for two touchdowns in the final 1:47 of the first half to help Denver build a 24-14 lead, while the Broncos defense forced four turnovers by Pittsburgh quarterback Kordell Stewart to propel Denver to a 24-21 victory against the Steelers in the AFC Championship Game.

The Steelers, who were hosting the AFC Championship for the third time in four years under coach Bill Cowher, had a 14-7 lead after a Kordell Stewart 33-yard touchdown run in the first quarter.

Stewart was 6-of-17 for 69 yards with two interceptions in the first half. He finished 18-of-36 for 201 yards with three interceptions and a fumble.

The only score of the second half was a 15-yard touchdown pass from Stewart to Charles Johnson that pulled the Steelers within 24-21 with 2:46 left in the fourth quarter. The touchdown capped a 10-play, 79-yard drive in just 2:57.

Because Pittsburgh had all three timeouts left, Cowher opted not to attempt an on-side kick. But just after the two-minute warning on a third-and-six play, Elway drilled an 18-yard pass to tight end Shannon Sharpe to the Denver 33 with Jason Gildon in coverage. On the next play, Elway rolled right and flipped a 10-yard pass to Ed McCaffrey. Davis then broke off a 19-yard run with less than 50 seconds remaining to seal the win.

GAME SUMMARY

	1	2	3	4	F
Broncos	7	17	0	0	24
STEELERS	7	7	0	7	21

TEAM	Q	PLAY	DRIVE	SCORE
DEN	1	Davis 8 run (Elam kick)	6-72, 3:15	0-7
PIT	1	Stewart 33 run (Johnson kick)	6-65, 3:02	7-7
PIT	2	Bettis 1 run (Johnson kick)	11-68, 4:46	14-7
DEN	2	Elam 43 FG	11-45, 4:22	14-10
DEN	2	Griffith 15 pass from Elway (Elam kick)	5-80, 2:53	14-17
DEN	2	McCaffrey 1 pass from Elway (Elam kick)	4-54, 0:30	14-24
PIT	4	C. Johnson 14 pass from Stewart (Johnson kick)	10-79, 2:57	21-24

INDIVIDUAL STATS

RUSH	PIT: Bettis 23-104, 1 TD; Stewart 3-44, 1 TD; McAfee 1-12. DEN: Davis 26-139, 1 TD; Elway 2-9; Hebron 2-2.
	PIT: Stewart 36-18-3, 201, 1 TD. DEN: Elway 31-18-1, 210, 3 TD.
PASS	PIT: Thigpen 6-92; Hawkins 4-30; Johnson 3-34; Blackwell 2-19; Bruener 1-16; Lester 1-7; Bettis 1-3. DEN: Smith 6-87; McCaffrey 5-37, 1 TD; Sharpe 3-49; Griffith 2-26, 1 TD; Hebron 1-9; Davis 1-2.
REC	

TEAM STATS

	Broncos	Steelers
First Downs	23 (6-15-2)	23 (8-13-2)
Third Downs	8-14 (57%)	6-11 (55%)
Fourth Downs	0-0 (0%)	0- (0%)
Total Net Yards	345	354
Plays-Avg.	63-5.5	66-5.4
Rushing Yards	150	161
Att.-Avg.	30-5.0	27-6.0
Passing Yards	195	193
Sacked by Opp.	2-15	3-8
Att.-Comp.-Int.	31-18-1	36-18-3
Punts-Avg.	5-31.4	4-42
Penalties	4-21	4-71
Fumbles-Lost	2-1	1-1
Time of Poss.	30:01	29:59



Baltimore 10
Pittsburgh 27



2001 AFC DIVISIONAL PLAYOFF (JAN. 20, 2002)

PITTSBURGH — The Steelers advanced to the AFC Championship Game by dominating the Baltimore Ravens during a 27-10 victory at Heinz Field.

Starting running back Jerome Bettis missed the game due to an adverse reaction to pain medication that he received prior to the game.

However, the Steelers' defense dominated the game, limiting Baltimore to only 22 yards rushing and 150 yards total, while intercepting Ravens quarterback Elvis Grbac three times, including two interceptions in the end zone by free safety Brent Alexander.

Steelers' cornerback Chad Scott intercepted Grbac's first pass of the game to set up Kris Brown's 21-yard field goal that gave Pittsburgh a 3-0 first quarter lead.

Pittsburgh extended their lead to 10-0 later in the quarter when running back Amos Zereoue capped a 51-yard drive with a one-yard touchdown run.

Zereoue's second touchdown, also from one yard out, increased the Steelers' lead to 17-0 midway through the second quarter. Brown's 46-yard field goal on Pittsburgh's next drive gave the Steelers a 20-0 advantage with 3:46 left in the first half.

A 26-yard field goal by Baltimore kicker Matt Stover made the score 20-3 at halftime. Jermaine Lewis' 88-yard punt return for a touchdown in the third quarter pulled the Ravens to within 20-10.

Pittsburgh made the final score 27-10 when quarterback Kordell Stewart completed a 32-yard touchdown pass to wide receiver Plaxico Burress early in the fourth quarter.

GAME SUMMARY

	1	2	3	4	F
Ravens	0	3	7	0	10
STEELERS	10	10	0	7	27

TEAM	Q	TIME	PLAY	DRIVE	SCORE
PIT	1	9:07	Brown 21 FG	7-40; 4:16	7-0
PIT	1	3:49	Zereoue 1 run (Brown kick)	7-51; 3:13	10-0
PIT	2	5:43	Zereoue 1 run (Brown kick)	6-43; 3:27	17-0
PIT	2	3:46	Brown 46 FG	4-6; 1:33	20-0
BAL	2	0:51	Stover 26 FG	11-57; 2:55	20-3
BAL	3	7:18	J. Lewis 88 punt return (Stover kick)	-- ; --	20-10
PIT	4	14:11	Burress 32 pass from Stewart (Brown kick)	12-83; 5:54	27-10

INDIVIDUAL STATS

RUSH	BAL: Allen 4-11; Brookins 4-6; Williams 3-5.
	PIT: Zereoue 24-63, 2 TD; Fuamatu-Ma'afala 12-30; Stewart 10-30; Edwards 1-23; Ward 1-6; Witman 1-2.
	BAL: Grbac 37-18-3, 153.
PASS	PIT: Stewart 22-12-1, 154, 1 TD.
	BAL: Sharpe 5-56; Taylor 4-27; Williams 4-24; Allen 3-11; Stokley 1-27; Ismail 1-8.
REC	PIT: Burress 5-84, 1 TD; Ward 3-37; Zereoue 2-13; Shaw 1-14; Edwards 1-6.

TEAM STATS

	Ravens	Steelers
First Downs	7 (0-6-1)	21 (11-8-2)
Third Downs	1-12 (8%)	7-16 (44%)
Fourth Downs	1-1 (100%)	0-0 (0%)
Total Net Yards	150	297
Plays-Avg.	51-2.9	73-4.1
Rushing Yards	22	154
Att.-Avg.	11-2.0	49-3.1
Passing Yards	128	143
Sacked by Opp.	3-25	2-11
Att.-Comp.-Int.	37-18-3	22-12-1
Punts-Avg.	8-37.4	5-41.6
Penalties	6-70	6-40.3
Fumbles-Lost	1-1	3-0
Time of Poss.	19:15	40:45



New England 24
Pittsburgh 17



2001 AFC CHAMPIONSHIP (1.27.2002)

PITTSBURGH — After trailing 21-3 in the third quarter, a Steelers' comeback fell short as Pittsburgh was defeated by the Patriots, 24-17, ending their Super Bowl hopes.

Despite the anticipated return of running back Jerome Bettis, the Steelers ground game never got rolling against a Patriots defense that held Pittsburgh's league leading rushing attack to a season-low 58 yards.

New England jumped out to a 7-0 lead after a penalty nullified a 64-yard Josh Miller punt and Troy Brown returned the second kick 55 yards for a touchdown in the first quarter. The Steelers responded with a 10-play, 65-yard drive that ended with Kris Brown booting a 30-yard field goal to cut the Patriots' lead to 7-3.

With two minutes left in the first half, New England quarterback Tom Brady was forced out of the game with an ankle injury after completing a 28-yard pass to Troy Brown on a key third-down play. Drew Bledsoe came in and moved the offense 40-yards in four plays, capped by an 11-yard touchdown pass to David Patten, giving the Patriots to take a 14-3 halftime lead.

Things continued to look glum for Pittsburgh when Kris Brown's 34-yard field goal attempt was blocked by defensive lineman Brian Mitchell and recovered by Troy Brown who lateralized the ball to Antwan Harris for a 49-yard return for a touchdown to give New England a 21-3 advantage.

The Steelers offense then found their rhythm, scoring on the next two possessions with touchdown runs (1, 11) by Jerome Bettis and Amos Zereoue, respectively, pulling Pittsburgh within 21-17 through three quarters.

New England kicker Adam Vinatieri's 44-yard field goal early in the fourth quarter put the Patriots up 24-17 with 11:12 left. The Steelers were forced to punt on the ensuing drive and Kordell Stewart was intercepted in their final two possessions.

GAME SUMMARY

	1	2	3	4	F
Patriots	7	7	7	3	24
STEELERS	0	3	14	0	17

TEAM	Q	TIME	PLAY	DRIVE	SCORE
NE	1	3:42	T. Brown 55 punt return	-- ; --	7-0
PIT	2	13:33	K. Brown 30 FG	10-65; 5:09	7-3
NE	2	0:58	Patten 11 pass from Bledsoe (Vinatieri kick)	7-70; 1:44	14-3
NE	3	8:51	Harris 49 return of blocked FG (Vinatieri kick)	-- ; --	21-3
PIT	3	5:11	Bettis 1 run (Brown kick)	8-79; 3:40	21-10
PIT	3	1:29	Zereoue 11 run (Brown kick)	5-32; 1:41	21-17
NE	4	11:12	Vinatieri 44 FG	11-45; 5:17	24-17

INDIVIDUAL STATS

RUSH	NE: Smith 15-47; Redmond 3-13; Brady 2-3; Edwards 1-3; Bledsoe 4-1.
	PIT: Stewart 8-41; Zereoue 4-11, 1 TD; Bettis 9-8, 1 TD; Ward 1-(-2).
	NE: Bledsoe 21-10-0, 102, 1 TD; Brady 18-12-0, 115.
PASS	PIT: Stewart 42-24-3, 255.
	NE: Brown 8-121; Patten 4-39, 1 TD; Edwards 4-26; Johnson 2-22; Wiggins 2-7; Redmond 2-2.
REC	PIT: Ward 6-64; Burress 5-67; Zereoue 4-50; Bettis 2-23; Edwards 2-16; Kreider 2-13; Cushing 1-10; Shaw 1-9; Tuman 1-3.

TEAM STATS

	Patriots	Steelers
First Downs	15 (4-11-0)	23 (4-14-5)
Third Downs	6-17 (35%)	4-14 (29%)
Fourth Downs	0-1 (0%)	0-0 (0%)
Total Net Yards	259	306
Plays-Avg.	68-3.8	67-4.6
Rushing Yards	67	58
Att.-Avg.	25-2.7	22-2.6
Passing Yards	192	248
Sacked by Opp.	4-25	3-7
Att.-Comp.-Int.	39-22-0	42-24-3
Punts-Avg.	7-39.1	6-43.0
Penalties	12-87	3-25
Fumbles-Lost	0-0	2-1
Time of Poss.	30:55	29:05



Cleveland 33
Pittsburgh 36



2002 AFC WILD CARD (JAN. 5, 2003)

PITTSBURGH — The Steelers rallied from a 13-point, fourth-quarter deficit to defeat the Cleveland Browns, 36-33, in one of the most thrilling games in team history.

The Steelers overcame three early turnovers and several big plays by Cleveland to register the come-from-behind victory. Pittsburgh trailed 24-7 in the third quarter and 33-21 in the fourth before scoring two touchdowns in the final 3:06 to win.

The Browns led 14-0 after a touchdown run by RB William Green and a 32-yard TD pass by QB Kelly Holcomb to WR Dennis Northcutt.

Steelers' rookie WR Antwan Randle El muffed a punt earlier that set up a Browns' score, but he rebounded to return his next punt 66 yards for a touchdown to make the score, 14-7.

The Browns increased their lead to 24-7 on a 31-yard field goal by K Phil Dawson and a 15-yard touchdown pass.

Steelers QB Tommy Maddox, who threw for a team postseason-record 367 yards and three touchdowns, connected with WR Plaxico Burress for a six-yard touchdown pass with 3:50 left in the third quarter to close the score to 24-14.

A 22-yard touchdown pass by Holcomb increased Cleveland's lead to 33-21 after a failed two-point conversion attempt.

Maddox led Pittsburgh on a 10-play, 77-yard drive, capped off by a five-yard TD pass to WR Hines Ward to pull within five, 33-28.

Pittsburgh forced the Browns to punt and then drove 61 yards in 1:41, culminating with a three-yard touchdown run by RB Chris Fuamatu-Ma'afala. Randle El then completed a pass to Tuman for the two-point conversion to give the Steelers a 36-33 lead.

GAME SUMMARY

	1	2	3	4	F
Browns	7	10	7	9	33
STEELERS	0	7	7	22	36

TEAM	Q	TIME	PLAY	DRIVE	SCORE
CLE	1	13:44	Green 1 run (Dawson kick)	1:16	0-7
CLE	2	14:38	Northcutt 32 pass from Holcomb (Dawson kick)	1-32; 0:06	0-14
PIT	2	9:35	Randle El 66 punt return (Reed kick)	-- ; -	7-14
CLE	2	0:49	Dawson 31 FG	10-45; 4:24	7-17
CLE	3	12:11	Northcutt 15 pass from Holcomb (Dawson kick)	3-14; 0:49	7-24
PIT	3	3:50	Burress 6 pass from Maddox (Reed kick)	10-71; 3:45	14-24
CLE	4	14:52	Dawson 24 FG	8-64; 3:58	14-27
PIT	4	12:28	Tuman 3 pass from Maddox (Reed kick)	6-65; 2:24	21-27
CLE	4	10:17	Andre Davis 22 pass from Holcomb (pass failed)	5-61; 2:11	21-33
PIT	4	3:06	Ward 5 pass from Maddox (Reed kick)	10-77; 2:24	28-33
PIT	4	0:54	Fuamatu-Ma'afala 3 run (Randle El-Tuman pass) 6-61; 1:41		36-33

INDIVIDUAL STATS

RUSH	CLE: Green 25-30, 1 TD; Northcutt 1-5; Holcomb 2-3.
	PIT: Zereoue 13-73; Maddox 2-7; Fuamatu-Ma'afala 2-4, 1 TD; Ward 1-4; Randle El 1-3; Bettis 1-(-2).
	CLE: Holcomb 43-26-1, 429, 3 TD; Johnson 0-0-0, 0.
PASS	PIT: Maddox 48-30-2, 367, 3 TD.
	CLE: Northcutt 6-92, 2 TD; White 5-45; Johnson 4-140; Campbell 3-31; Andre Davis 2-65, 1 TD; Morgan 2-30; Green 2-8; King 1-16; Sanders 1-2.
REC	PIT: Ward 11-104, 1 TD; Burress 6-100, 1 TD; Randle El 5-85; Mathis 3-40; Tuman 3-18, 1 TD; Fuamatu-Ma'afala 2-20.

TEAM STATS

	Browns	Steelers
First Downs	21 (2-18-1)	30 (3-24-3)
Third Downs	8-17 (47%)	3-10 (30%)
Fourth Downs	0-0 (0%)	0-0 (0%)
Total Net Yards	447	432
Plays-Avg.	73-6.1	71-6.1
Rushing Yards	38	89
Att.-Avg.	28-1.4	20-4.5
Passing Yards	409	343
Sacked by Opp.	2-20	3-24
Att.-Comp.-Int.	43-26-1	48-30-2
Punts-Avg.	7-38.6	6-35.3
Penalties	9-75	4-35
Fumbles-Lost	0-0	1-1
Time of Poss.	33:02	26:58



Pittsburgh 31
Tennessee 34 (ot)



2002 AFC DIVISIONAL PLAYOFF (1.11.2003)

NASHVILLE — The Steelers lost a hard-fought game against the Tennessee Titans in overtime, 34-31.

The Titans jumped out to a 14-0 first-quarter lead, but the Steelers scored 20 straight points by early in the third quarter.

QB Tommy Maddox led Pittsburgh on an eight-play, 61-yard drive at the end of the second quarter and Reed's 39-yard field goal made the score 14-13 at the half.

On Tennessee's first play from scrimmage in the second half, Steelers NT Casey Hampton tackled George for a two-yard loss, forcing a fumble that was recovered by DE Aaron Smith. George received a concussion and did not return to the game.

Pittsburgh capitalized on the fumble when RB Amos Zereoue broke several tackles and raced 31 yards for a touchdown on the first play, which put it ahead 20-14.

Two Tennessee scores made it 28-20 before Maddox connected with Ward for a 21-yard touchdown pass in the fourth quarter to make the score 28-26. Ward tied the game with a pass to Plaxico Burress for the two-point conversion.

Reed's 40-yard field goal and a 42-yard kick by Tennessee K Joe Nedney made the score 31-31 in the fourth quarter. Nedney missed a 48-yard attempt at the end of regulation.

Tennessee got the ball in overtime and McNair completed two passes to WR Justin McCareins to put the Titans in field-goal position. Nedney missed a 31-yard attempt, but Steelers CB Dewayne Washington was flagged for running into the kicker. Nedney then converted a 26-yarder to give the Titans a 34-31 victory.

GAME SUMMARY

	1	2	3	4	F
Ravens	0	3	7	0	10
STEELERS	10	10	0	7	27

TEAM	Q	TIME	PLAY	DRIVE	SCORE
TEN	1	11:01	McNair 8 run (Nedney kick)	7-52; 3:19	0-7
TEN	1	0:17	George 1 run (Nedney kick)	16-76; 9:03	0-14
PIT	2	9:29	Ward 8 pass from Maddox (Reed kick)	2-8; 9:03	7-14
PIT	2	6:47	Reed 30 FG	5-47; 1:53	10-14
PIT	2	0:00	Reed 39 FG	8-61; 1:35	13-14
PIT	3	14:37	Zereoue 31 run (Reed kick)	1-31; 0:08	20-14
TEN	3	9:37	Wycheck 7 pass from McNair (Nedney kick)	8-63; 5:00	20-21
TEN	3	4:38	Kinney 2 pass from McNair (Nedney kick)	8-58; 4:04	20-28
PIT	4	10:09	Ward 21 pass from Maddox (Ward-Burress pass)	6-65; 2:07	28-28
PIT	4	8:30	Reed 40 FG	5-35; 1:24	31-28
TEN	4	5:40	Nedney 42 FG	7-34; 2:50	31-31
TEN	OT	12:45	Nedney 26 FG	5-61; 2:15	31-34

INDIVIDUAL STATS

RUSH	PIT: Zereoue 14-49, 1 TD; Randle El 1-11; Bettis 3-6; Ward 2-1.
	TEN: George 15-33, 1 TD; McNair 8-29, 1 TD; Mason 2-20; Holcombe 11-17.
	PIT: Maddox 41-21-1, 266, 2 TD; Randle El 1-0-0, 0.
PASS	TEN: McNair 44-27-2, 338, 2 TD; O'Donnell 1-0-0, 0.
	PIT: Ward 7-82, 2 TD; Randle El 4-53, Mathis 3-40; Burress 2-62; Kreider 2-14; Zereoue 2-10; Fuamatu-Ma'afala 1-5.
REC	TEN: Wycheck 10-123, 1 TD; Bennett 7-85; Mason 5-47; McCareins 2-53; Kinney 2-20; Holcombe 1-10.

TEAM STATS

	Steelers	Titans
First Downs	21 (4-12-5)	29 (10-18-1)
Third Downs	4-14 (29%)	12-18 (67%)
Fourth Downs	0-0 (0%)	1-1 (100%)
Total Net Yards	324	430
Plays-Avg.	63-5.1	82-5.2
Rushing Yards	67	99
Att.-Avg.	20-3.4	36-2.8
Passing Yards	257	331
Sacked by Opp.	1-9	1-7
Att.-Comp.-Int.	42-21-1	45-27-2
Punts-Avg.	6-31.4	4-28.8
Penalties	6-41	8-92
Fumbles-Lost	0-0	2-2
Time of Poss.	24:33	37:32



New York Jets 17
Pittsburgh 20 (ot)



New England 41
Pittsburgh 27



2004 AFC DIVISIONAL PLAYOFF (JAN. 15, 2005)

PITTSBURGH — A 33-yard field goal by K Jeff Reed allowed the Steelers to pull out a thrilling, 20-17, overtime victory against the New York Jets at Heinz Field.

The Steelers nearly saw their Super Bowl dreams end twice in the fourth quarter, but Jets K Doug Brien missed field goals of 47 and 43 yards in the final 2:02, sending the game into overtime tied at 17-17.

Pittsburgh took a 3-0 lead in the first quarter on a 45-yard field goal by Reed. Steelers' SS Troy Polamalu intercepted Pennington's next pass and returned it 14 yards to the Jets 25-yard line, setting up a three-yard touchdown run by RB Jerome Bettis for a 10-0 Pittsburgh lead.

The Jets tied the game in the second quarter on a field goal (42) by Brien and a 75-yard punt return by Santana Moss.

The game remained tied until late in the third quarter when Steelers QB Ben Roethlisberger was intercepted by Jets SS Reggie Tongue, who returned the ball 86 yards for a touchdown and a 17-10 New York lead.

The Jets held the lead until Roethlisberger completed a four-yard shovel pass to WR Hines Ward, tying the game at 17-17, with six minutes left in regulation.

Brien missed a 47-yard field-goal attempt with 2:02 left in regulation, but Roethlisberger was intercepted by Jets CB David Barrett, who returned it 24 yards to the Pittsburgh 37. Brien, however, missed a 43-yard attempt at the end of regulation to send the game into overtime.

After the Jets were forced to punt on their first drive in overtime, Pittsburgh regained possession at their own 13-yard line and moved the ball 72 yards on 13 plays, to the New York 15-yard line. After a New York timeout, Reed booted his 33-yard field goal to win the game.

GAME SUMMARY

	1	2	3	4	OT	F
Jets	0	10	7	0	0	17
STEELERS	10	0	0	7	3	20

TEAM	Q	TIME	PLAY	DRIVE	SCORE
PIT	1	5:18	Reed 45 FG	7-37; 3:20	3-0
PIT	1	1:58	Bettis 3 run (Reed kick)	5-25; 2:18	10-0
NYJ	2	10:33	Brien 42 FG	11-38; 6:25	10-3
NYJ	2	3:00	Moss 75 punt return (Brien kick)	—; —	10-10
NYJ	3	3:52	Tongue 86 interception return (Brien kick)	—; —	10-17
PIT	4	6:00	Ward 4 pass from Roethlisberger (Reed kick)	12-66; 6:41	17-17
PIT	5	3:56	Reed 33 FG	14-72; 8:19	20-17

INDIVIDUAL STATS

RUSH	NYJ: Martin 19-77; Jordan 5-30; Pennington 2-3; Cutchery 1-0.
	PIT: Bettis 27-101, 1 TD; Staley 11-54; Roethlisberger 4-30; Haynes 1-8.
	NYJ: Pennington 33-21-1, 182.
PASS	PIT: Roethlisberger 30-17-2, 181, 1 TD.
REC	NYJ: McCarreins 5-82; Moss 4-31; Martin 4-29; Sowell 3-11; Becht 2-15; Baker 2-8; Jordan 1-6.
	PIT: Ward 10-105, 1 TD; Burress 2-28; Mays 2-19; Bettis 1-21; Randle El 1-6; Haynes 1-2.

TEAM STATS

	Jets	Steelers
First Downs	17 (4-11-2)	23 (10-13-0)
Third Downs	3-12 (25%)	8-15 (53%)
Fourth Downs	0-0 (0%)	0-0 (0%)
Total Net Yards	275	364
Plays-Avg.	63-4.4	74-4.9
Rushing Yards	110	193
Att.-Avg.	27-4.1	43-4.5
Passing Yards	165	171
Sacked by Opp.	3-17	1-10
Att.-Comp.-Int.	33-21-1	30-17-2
Punts-Avg.	6-38.5	5-39.6
Penalties	4-35	6-45
Fumbles-Lost	0-0	1-1
Time of Poss.	31:22	39:42

2004 AFC CHAMPIONSHIP (JAN. 23, 2005)

PITTSBURGH — The Steelers dreams of advancing to the Super Bowl ended as they lost a disappointing 41-27 loss to New England in the AFC Championship Game at Heinz Field.

Three first-half Steelers' turnovers were converted into 17 New England points as the Patriots jumped out to a 24-3 lead at halftime, despite controlling the ball for only 10:19.

Steelers rookie QB Ben Roethlisberger suffered his first career loss as a starter. His first pass of the game was intercepted by New England, setting up a 48-yard Adam Vinatieri field goal.

New England capitalized on its next possession when QB Tom Brady hit WR Deion Branch for a 60-yard touchdown score.

Pittsburgh cut the lead to 10-3 on a 43-yard field goal by K Jeff Reed. The Patriots extended their lead to 17-3 on a nine-yard TD pass to WR David Givens.

The Steelers were ready to answer on their next drive, moving the ball to the New England 19. But Roethlisberger's pass was picked off by S Rodney Harrison and returned 87 yards for a touchdown.

Steelers RB Jerome Bettis scored on a five-yard touchdown run to bring Pittsburgh within 24-10 in the third. On the next drive, though, the Patriots increased the lead to 31-10 on a 25-yard touchdown run by Corey Dillon.

A 30-yard touchdown pass to WR Hines Ward and a 20-yard field goal by Jeff Reed trimmed the lead to 31-17.

Vinatieri's 31-yard field goal and a 23-yard touchdown pass to Branch extended the Patriots lead to 41-20.

Pittsburgh scored its final touchdown on a seven-yard pass to Burress, but New England ran out the clock for the victory.

GAME SUMMARY

	1	2	3	4	F
Patriots	10	14	7	10	41
STEELERS	3	0	14	10	27

TEAM	Q	TIME	PLAY	DRIVE	SCORE
NE	1	11:20	Vinatieri 48 FG	5-18; 2:13	0-3
NE	1	6:49	Branch 60 pass from Brady (Vinatieri kick)	1-60; 0:09	0-10
PIT	1	1:22	Reed 43 FG	5-23; 2:10	3-10
NE	2	7:08	Givens 9 pass Brady (Vinatieri kick)	5-70; 2:52	3-17
NE	2	2:14	Harrison 87 interception return	—; —	3-24
PIT	3	10:54	Bettis 5 run (Reed kick)	5-56; 2:39	10-24
NE	3	7:27	Dillon 25 run (Vinatieri kick)	7-69; 3:27	10-31
PIT	3	2:35	Ward 30 pass from Roethlisberger (Reed kick)	10-60; 4:52	17-31
PIT	4	13:29	Reed 20 FG	6-53; 2:14	20-31
NE	4	8:03	Vinatieri 31 FG	10-49; 5:26	20-34
NE	4	2:23	Branch 23 run (Vinatieri kick)	10-55; 5:06	20-41
PIT	4	0:52	Burress 7 pass from Roethlisberger (Reed kick)	6-61; 1:31	27-41

INDIVIDUAL STATS

RUSH	NE: Dillon 24-73, 1 TD; Branch 2-37, 1 TD; Faulk 3-20, 1 TD; Brady 2-(-2); Givens 1-(-2).
	PIT: Bettis 17-64, 1 TD; Roethlisberger 5-45; Haynes 5-28; Staley 10-26.
	NE: Brady 21-14-0, 207, 2 TD.
PASS	PIT: Roethlisberger 24-14-3, 226, 2 TD.
REC	NE: Givens 5-59, 1 TD; Branch 4-116, 1 TD; Brown 1-11; Fauria 1-9; Patten 1-8; Dillon 1-5; Graham 1-(-1).
	PIT: Ward 5-109, 1 TD; Randle El 3-52; Burress 3-37; Haynes 1-14; Tuman 1-8; Rasby 1-6.

TEAM STATS

	Patriots	Steelers
First Downs	18 (7-9-2)	19 (8-11-0)
Third Downs	5-12 (42%)	4-12 (33%)
Fourth Downs	1-1 (100%)	1-2 (50%)
Total Net Yards	322	388
Plays-Avg.	55-5.9	62-6.3
Rushing Yards	126	163
Att.-Avg.	32-3.9	37-4.4
Passing Yards	196	225
Sacked by Opp.	2-11	1-1
Att.-Comp.-Int.	21-14-0	24-14-3
Punts-Avg.	4-40.3	3-43.0
Penalties	1-5	2-20
Fumbles-Lost	1-0	2-1
Time of Poss.	28:29	31:31



Pittsburgh 31
Cincinnati 17



2005 AFC WILD CARD (JAN. 8, 2006)

CINCINNATI — Pittsburgh scored 24 unanswered points to turn a 17-7 deficit into a 31-17 victory over Cincinnati in the AFC Wild Card Game at Paul Brown Stadium.

The Pittsburgh offense compiled 346 total yards led by QB Ben Roethlisberger, who tossed three touchdowns and finished with a QB rating of 148.7. RB Jerome Bettis ran for 52 yards on 10 carries (5.2 avg.) and one touchdown. WR Cedrick Wilson caught three passes for 104 yards (34.7 avg.), with one touchdown.

The Steelers defense recorded four sacks and two interceptions while holding the Bengals to just 84 yards rushing.

Cincinnati was dealt an early blow when starting QB Carson Palmer suffered a torn ACL on the first offensive play of the game. The Bengals jumped out to a 10-0 lead with a 23-yard field goal by K Shayne Graham and a 20-yard touchdown run by RB Rudi Johnson.

Pittsburgh got on the board when RB Willie Parker took a screen pass 19 yards for a touchdown, the first postseason touchdown catch by a Steelers' running back since Rocky Bleier in Super Bowl XIII (Jan. 21, 1979).

Backup QB Jon Kitna gave the Bengals another 10-point lead after he hit WR T.J. Houshmandzadeh for a seven-yard score.

Pittsburgh responded with four straight scores. Roethlisberger completed a five-yard touchdown pass to WR Hines Ward for the final score of the first half. Ward extended his streak to five consecutive postseason games with at least one touchdown and the Steelers trailed, 17-14, at halftime.

The Steelers scored on their opening drive of the second half with a five-yard touchdown run by Bettis to give Pittsburgh its first lead at 21-17. Pittsburgh extended its lead with a trick play. WR Antwaan Randle El took a direct snap and ran to his right. He stopped and threw the ball across the field to Roethlisberger, who then threw a 43-yard touchdown strike to Wilson.

GAME SUMMARY

	1	2	3	4	F
STEELERS	0	14	14	3	31
Bengals	10	7	0	0	17

TEAM	Q	TIME	PLAY	DRIVE	SCORE
CIN	1	6:54	Graham 23 FG	9-84; 4:25	0-3
CIN	1	1:09	Johnson 20 run (Graham kick)	7-76; 3:26	0-10
PIT	2	13:11	Parker 19 pass from Roethlisberger (Reed kick)	8-60; 2:58	7-10
CIN	2	6:13	Houshmandzadeh 7 pass from Kitna (Graham kick) 14-57; 6:58	14-57; 6:58	7-17
PIT	2	3:48	Ward 5 pass from Roethlisberger (Reed kick)	6-76; 2:25	14-17
PIT	3	5:12	Bettis 5 run (Reed kick)	8-66; 4:39	21-17
PIT	3	1:13	Wilson 43 pass from Roethlisberger (Reed kick)	3-50; 1:25	28-17
PIT	4	10:29	Reed 21 FG	6-37; 2:56	31-17

INDIVIDUAL STATS

RUSH	PIT: Bettis 10-52, 1 TD; Haynes 3-46; Parker 16-38; Randle El 1-5; Roethlisberger 4-3.
	CIN: Johnson 13-56, 1 TD; Kitna 4-25; Perry 2-3; Larson 1-0.
	PASS
PASS	PIT: Roethlisberger 19-14-0, 208, 3 TD; Bettis 1-0-0, 0; Randle 1-0-0, 0.
	CIN: Kitna 40-24-2, 197, 1 TD; Palmer 1-1-0, 66.
	REC
REC	PIT: Wilson 3-104, 1 TD; Parker 3-41, 1 TD; Miller 2-15; Randle El 2-15; Ward 2-10, 1 TD; Haynes 1-14; Tuman 1-9.
	CIN: Perry 6-11; Walter 5-73; C. Johnson 4-59; Houshmandzadeh 4-25, 1 TD; R. Johnson 2-14; Schobel 2-11; Henry 1-66; Kelly 1-4.

TEAM STATS

	Steelers	Bengals
First Downs	19 (9-8-2)	19 (4-13-2)
Third Downs	6-11 (55%)	9-16 (56%)
Fourth Downs	0-0 (0%)	0-1 (0%)
Total Net Yards	346	327
Plays-Avg.	56-6.2	65-5.0
Rushing Yards	144	84
Att.-Avg.	34-4.2	20-4.2
Passing Yards	202	243
Sacked by Opp.	4-20	1-6
Att.-Comp.-Int.	21-14-0	41-25-2
Punts-Avg.	3-47.0	3-43.7
Penalties	6-39	7-90
Fumbles-Lost	0-0	2-0
Time of Poss.	28:57	31:03



Pittsburgh 21
Indianapolis 18



2005 AFC DIVISIONAL PLAYOFF (JAN. 15, 2006)

INDIANAPOLIS — Pittsburgh advanced to its second straight AFC Championship Game with a dramatic 21-18 victory over the Indianapolis Colts at the RCA Dome. The win propelled the Steelers to their sixth appearance in the conference title game during Bill Cowher's 14 seasons as head coach for Pittsburgh and it also marked the first time a six seed advanced to the conference championship in league history.

Avengeing an earlier-season setback to the Colts, Pittsburgh came out of the gates on fire by scoring on a 10-play, 84-yard drive to open the game that culminated with a six-yard touchdown pass from QB Ben Roethlisberger to WR Antwaan Randle El.

The Steelers upped their lead to 14-0 in the first quarter after Roethlisberger connected with rookie TE Heath Miller on a seven-yard score.

Pittsburgh's defense, which kept the high-scoring Indianapolis offense in check for most of the game, allowed just a field goal in the first half as they entered the half with a 14-3 advantage.

The Steelers stretched the lead to 21-3 with under two minutes remaining in the third quarter as RB Jerome Bettis dove in from one yard out. It was his eighth career postseason rushing touchdown and the fourth straight game with a rushing score.

Indianapolis finally posted a touchdown as Peyton Manning hit Dallas Clark for a 50-yard strike early in the fourth quarter, pulling the Colts to within 21-10.

Pittsburgh took over with eight minutes off the clock but came up empty on their next offensive drive. Indianapolis then used a three-yard rushing touchdown by Edgerrin James and a successful two-point conversion to make the game 21-18 with 4:24 remaining.

After punting the ball back to the Colts with 2:31 left in the game, Pittsburgh's defense appeared to have sealed the victory by pressuring Indianapolis to minus-16 yards while giving the ball back to its' offense on the two-yard line.

However, on the first play Bettis uncharacteristically fumbled and Nick Harper picked up the ball and darted to the Colts' 42-yard line before Roethlisberger made a shoestring tackle. Five plays later, Mike Vanderjagt's potential game-tying 46-yard field goal sailed wide right with 21 seconds remaining.

Roethlisberger became the first quarterback in NFL history to reach the conference championship game in each of his first two seasons as he finished 14-of-24 for 197 yards and two touchdowns and one interception.

GAME SUMMARY

	1	2	3	4	F
STEELERS	14	0	7	0	21
Colts	0	3	0	15	18

TEAM	Q	TIME	PLAY	DRIVE	SCORE
PIT	1	9:25	Randle El 6 pass from Roethlisberger (Reed kick)	10-84; 5:35	7-0
PIT	1	3:12	Miller 7 pass from Roethlisberger (Reed kick)	7-72; 2:53	14-0
IND	2	1:20	Vanderjagt 20 FG	15-96; 9:39	14-3
PIT	3	1:26	Bettis 1 run (Reed kick)	6-30; 3:21	21-3
IND	4	14:09	Clark 50 pass from Manning (Vanderjagt kick)	6-72; 2:17	21-10
IND	4	4:24	James 3 run (Manning to Wayne pass)	6-80; 1:39	21-18

INDIVIDUAL STATS

RUSH	PIT: Parker 17-59; Bettis 17-46, 1 TD; Haynes 2-8; Kreider 1-2; Roethlisberger 5-(-3).
	IND: James 13-56, 1 TD; Rhodes 1-2.
	PASS
PASS	PIT: Roethlisberger 24-14-1, 197, 2 TD.
	IND: Manning 38-22-1, 290, 1 TD.
	REC
REC	PIT: Ward 3-68; Miller 3-61, 1 TD; Randle El 3-30, 1 TD; Parker 3-19; Tuman 1-19; Haynes 1-0.
	IND: Wayne 7-97; James 5-26; Clark 4-84, 1 TD; Harrison 3-52; Fletcher 2-18; Stokley 1-13.

TEAM STATS

	Steelers	Colts
First Downs	21 (10-8-3)	15 (4-11-0)
Third Downs	6-14 (43%)	3-13 (23%)
Fourth Downs	2-2 (100%)	1-2 (50%)
Total Net Yards	295	305
Plays-Avg.	68-4.3	57-5.4
Rushing Yards	112	58
Att.-Avg.	42-2.7	14-4.1
Passing Yards	183	247
Sacked by Opp.	5-43	2-14
Att.-Comp.-Int.	24-14-1	38-22-0
Punts-Avg.	5-41.6	6-45.3
Penalties	2-8	9-67
Fumbles-Lost	1-1	1-0
Time of Poss.	34:52	25:08



San Diego 24 Pittsburgh 35



2008 AFC DIVISIONAL PLAYOFF (JAN. 11, 2009)

PITTSBURGH — The Steelers advanced to their fourth AFC Championship Game in eight seasons as they defeated the San Diego Chargers 35-24 in an AFC Divisional contest at Heinz Field. Pittsburgh advanced to its 14th career AFC Championship Game with the win.

San Diego struck first on the opening possession of the game, taking barely two minutes off the game clock. WR Vincent Jackson got behind Steelers' CB Ike Taylor and hauled in a 41-yard touchdown reception to give the Chargers a 7-0 lead.

Steelers' WR Antonio Holmes evened the score when he returned a punt 67 yards for a score. San Diego retook the lead, 10-7, courtesy of a 42-yard field goal by K Nate Kaeding.

RB Willie Parker gave the Steelers a 14-10 lead that they would never relinquish with 40 seconds remaining in the first half when he ran into the end zone around left end on a three-yard touchdown scamper.

The Steelers stretched that lead to 21-10 as they drove 77 yards in 13 plays, taking 7:56 off the clock with their opening possession of the third quarter. QB Ben Roethlisberger found TE Heath Miller on an eight-yard touchdown reception to cap the drive.

RB Gary Russell swelled the lead to 28-10 when he plunged across the goal-line from one-yard out in the beginning of the fourth quarter.

San Diego scored two touchdowns sandwiched around a 16-yard touchdown run by Parker, his second score of the evening, to conclude the scoring in favor of the Steelers, 35-24.

Roethlisberger had a very efficient game, completing 17-of-26 passes for 181 yards with one touchdown and a passer rating of 98.4. Parker recorded his first career 100-yard rushing performance in the postseason with 146 yards on 27 attempts (5.4 avg.) with two touchdowns. WR Hines Ward had another big postseason performance with four receptions for 70 yards (17.5 avg.), including a long reception of 41 yards.

Defensively, the Steelers sacked Rivers four times, with LB LaMarr Woodley leading the charge with two sacks.

GAME SUMMARY

	1	2	3	4	F
Chargers	7	3	0	14	24
STEELERS	7	7	7	14	35

TEAM	Q	TIME	PLAY	DRIVE	SCORE
SD	1	12:59	Jackson 41 pass from Rivers (Kaeding kick)	4-75; 2:01	0-7
PIT	1	7:41	Holmes 67 punt return (Reed kick)	—; —	7-7
SD	2	1:56	Kaeding 42 FG	7-20; 3:09	7-10
PIT	2	0:40	Parker 3 run (Reed kick)	7-66; 1:16	14-10
PIT	3	7:04	Miller 8 pass from Roethlisberger (Reed kick)	13-77; 7:56	21-10
PIT	4	12:52	Russell 1 run (Reed kick)	2-49; 0:49	28-10
SD	4	9:09	Naanee 4 pass from Rivers (Kaeding kick)	10-73; 3:43	28-17
PIT	4	4:11	Parker 16 run (Reed kick)	9-73; 4:58	35-17
SD	4	1:53	Sproles 62 pass from Rivers (Kaeding kick)	4-79; 0:50	35-24

INDIVIDUAL STATS		TEAM STATS		
		Chargers	Steelers	
RUSH	SD: Sproles 11-15; Bennett 1-0.	First Downs 15 (1-13-1)	22 (12-8-2)	
	PIT: Parker 27-146, 2 TD; Moore 3-13; Holmes 2-7; Russell 4-5, 1 TD; Davis 1-0; Leftwich 4 (-2); Clark 1 (-4).	Third Downs 5-12 (42%)	6-14 (43%)	
		Fourth Downs 0-0 (0%)	0-2 (0%)	
		Total Net Yards 290	342	
		Plays-Avg. 51-5.7	70-4.9	
PASS	SD: Rivers 35-21-1, 308, 3 TD.	Rushing Yards 15	165	
	PIT: Roethlisberger 26-17-0, 181, 1 TD; Leftwich 1-0-0, 0.	Att.-Avg. 12-1.3	42-3.9	
		Passing Yards 275	177	
		Sacked by Opp. 35-21-1	27-17-0	
		Att.-Comp.-Int. 1-4	4-33	
REC	SD: Sproles 5-91, 1 TD; Gates 5-59; Chambers 4-72; Jackson 2-49, 1 TD; Hester 2-13; Manumaleuna 1-14; Bennett 1-6; Naanee 1-4, 1 TD.	Punts-Avg. 6-47.2	5-43.4	
	PIT: Bell 5-28; Smith 4-61; Putzier 4-55; Anderson 3-11; Lelie 2-68, 1 TD.	Penalties 8-104	7-44	
		Fumbles-Lost 1-1	0-0	
		Time of Poss. 23:30	36:30	



Baltimore 14 Pittsburgh 23



2008 AFC CHAMPIONSHIP (JAN. 18, 2009)

PITTSBURGH — The Steelers put themselves in position to become the first NFL franchise to win six Vince Lombardi Trophies when they face the Arizona Cardinals in Super Bowl XLIII on February 1. Pittsburgh earned their second trip to the Super Bowl in four seasons by defeating the Baltimore Ravens 23-14 in the AFC Championship Game at Heinz Field.

Pittsburgh struck first following the opening kickoff, covering 50 yards in seven plays, the key play being a 45-yard pass from QB Ben Roethlisberger to WR Hines Ward. K Jeff Reed connected from 34 yards out to make it 3-0 in favor of Pittsburgh.

Reed would increase the Pittsburgh lead to 6-0 when he nailed his second field goal, this time a 42-yarder, following an interception by Steelers' CB Deshaun Townsend.

The Steelers faced a third-and-nine situation from their own 36-yard line barely a minute into the second quarter when Roethlisberger and WR Antonio Holmes teamed up on a 65-yard scoring strike that put the Steelers ahead 13-0.

Baltimore got on the scoreboard with 2:40 remaining in the first half when RB Willis McGahee ran into the end zone from three yards out to cut the Pittsburgh lead to 13-7.

Reed converted his third field goal of the afternoon, a 46-yarder, with 3:38 left to play in the third quarter to increase the Steelers' lead to 16-7. McGahee's one-yard run with 9:29 to play in regulation allowed Baltimore to creep within two points of the lead, 16-14.

Steelers' Troy Polamalu ended any thoughts Baltimore had of completing the comeback when he intercepted a QB Joe Flacco pass and took it 40 yard into the end zone to clinch a 23-14 Steelers' victory.

Roethlisberger led the Steelers offensively, completing 16-of-33 passes for 255 yards with one touchdown for a passer rating of 84.8. RB Willie Parker rushed 24 times for 47 yards (2.0 avg.). Holmes caught two passes for 70 yards (35.0 avg.) and one touchdown.

Defensively, the Steelers sacked Flacco three times, including two by LB LaMarr Woodley, his third consecutive postseason game with two-sacks, and one by DE Aaron Smith. Along with Polamalu and Townsend, S Tyrone Carter had the Steelers' other interception. S Ryan Clark forced a fumble near the end of regulation which was recovered by LB Lawrence Timmons.

GAME SUMMARY

	1	2	3	4	F
Ravens	0	7	0	7	14
STEELERS	6	7	3	7	23

TEAM	Q	TIME	PLAY	DRIVE	SCORE
PIT	1	11:22	Reed 34 FG	7-50; 3:38	3-0
PIT	1	6:11	Reed 42 FG	7-11; 1:19	6-0
PIT	2	13:58	Holmes 65 pass from Roethlisberger (Reed kick)	3-66; 1:37	13-0
BAL	2	2:40	McGahee 3 run (Stover kick)	3-17; 0:57	13-7
PIT	3	3:38	Reed 46 FG	11-51; 5:29	16-7
BAL	4	9:29	McGahee 1 run (Stover kick)	6-58; 3:09	16-14
PIT	4	4:24	Polamalu 40 interception return (Reed kick)	--; --	23-14

INDIVIDUAL STATS		TEAM STATS	
		Ravens	Steelers
RUSH	BAL: McGahee 20-60, 2 TD; Clayton 1-16; McClinton 1-3; Rice 1-2; Flacco 2 (-8).	First Downs 13 (5-6-2)	11 (1-9-1)
	PIT: Parker 24-47; Moore 1-6; Washington 1-1; Roethlisberger 2 (-2).	Third Downs 3-13 (23%)	7-18 (39%)
		Fourth Downs 0-1 (0%)	0-0 (0%)
		Total Net Yards 198	275
		Plays-Avg. 58-3.4	65-4.2
PASS	BAL: Flacco 30-13-3, 141.	Rushing Yards 73	52
	PIT: Roethlisberger 33-16-0, 255, 1 TD.	Att.-Avg. 25-2.9	28-1.9
		Passing Yards 125	223
		Sacked by Opp. 30-13-3	33-16-0
		Att.-Comp.-Int. 4-32	3-16
REC	BAL: Rice 3-43; Mason 3-41; Heap 3-26; Clayton 2-18; McGahee 2-13.	Punts-Avg. 7-40.9	7-37.7
	PIT: Miller 3-62; Ward 3-55; Washington 3-21; Holmes 2-70, 1 TD; Sweet 2-20; Davis 1-20; Moore 1-9; Parker 1 (-2).	Penalties 6-53	6-67
		Fumbles-Lost 3-1	2-1
		Time of Poss. 26:51	33:09



Baltimore 24 Pittsburgh 31



2010 AFC DIVISIONAL PLAYOFF (JAN. 15, 2011)

PITTSBURGH — Down 14 points at halftime, the Steelers rallied to score 24 second-half points to beat the Baltimore Ravens in the AFC Divisional Playoff Game. With the victory, Pittsburgh advanced to its 15th AFC Championship game since 1970 and for the fifth time since 2001.

The Steelers got off to a hot start as RB Rashard Mendenhall scored from one-yard out on the Steelers' first drive of the game. It was Mendenhall's first career postseason rushing touchdown. The Ravens responded with a 10-play drive that was capped off with a 14-yard touchdown run by RB Ray Rice.

The Ravens went up 14-7 when DE Cory Redding returned QB Ben Roethlisberger's fumble 13 yards for a touchdown. And following another Steelers' turnover, QB Joe Flacco found TE Todd Heap for a four-yard touchdown and a 21-7 Steelers' lead at halftime.

Early in the third quarter the Steelers defense took over the game, forcing turnovers on three consecutive Ravens' possessions. After a fumble by Rice, Roethlisberger found TE Heath Miller for a nine-yard score to cut the lead 21-14. S Ryan Clark then posted his first career postseason interception, picking off Flacco to set the Steelers up in Ravens' territory. Roethlisberger then found WR Hines Ward for an eight-yard touchdown and the game was tied 21-21. Roethlisberger finished the game with 226 yards passing with two touchdowns and no interceptions.

Another Ravens fumble led to K Shaun Suisham's 35-yard field goal, which gave the Steelers a 24-21 lead. But the Ravens tied the game on K Billy Cundiff's 24-yard field goal late in the fourth quarter. The Steelers took over with less than four minutes left in the game, and they faced a third-and-19 from their own 38-yard line. Roethlisberger found rookie WR Antonio Brown streaking down the sideline for a 58-yard completion to set up Mendenhall's game-winning one-yard touchdown run, his second of the game.

The Steelers defense limited the Ravens to just 126 yards, the second-lowest total in team postseason history. The defense had five sacks, including three by LB James Harrison, forced three turnovers and held the Ravens to just 28 yards in the second half.

GAME SUMMARY

	1	2	3	4	F
Ravens	14	7	0	3	24
STEELERS	7	0	14	10	31

TEAM	Q	TIME	PLAY	DRIVE	SCORE
PIT	1	6:18	Mendenhall 1 run (Suisham kick)	10-80; 6:04	7-0
BAL	1	1:20	Rice 14 run (Cundiff kick)	10-69; 4:58	7-7
BAL	1	0:53	Redding 13 fumble return (Cundiff kick)	—; —	7-14
BAL	2	5:43	Heap 4 pass from Flacco (Cundiff kick)	6-16; 3:02	7-21
PIT	3	9:11	Miller 9 pass from Roethlisberger (Suisham kick)	2-23; 0:53	14-21
PIT	3	1:21	Ward 8 pass from Roethlisberger (Suisham kick)	4-25; 2:17	21-21
PIT	4	12:15	Suisham 35 FG	8-6; 3:49	24-21
BAL	4	3:54	Cundiff 24 FG	5-23; 2:01	24-24
PIT	4	1:33	Mendenhall 2 run (Suisham kick)	11-65; 2:21	31-24

INDIVIDUAL STATS

RUSH	BAL: Rice 12-32, 1 TD; McGahee 4-4; Flacco 2-(-1).
	PIT: Mendenhall 20-46, 2 TD; Moore 2-12; Redman 1-4; Wallace 2-(-2).
PASS	BAL: Flacco 30-16-1, 125, 1 TD.
	PIT: Roethlisberger 32-19-0, 226, 2 TD.
REC	BAL: Rice 7-32; Heap 3-43, 1 TD; Houshmandzadeh 3-38; McGahee 2-14; Boldin 1-(-2).
	PIT: Miller 5-39, 1 TD; Sanders 4-54; Brown 3-75; Ward 3-25, 1 TD; Wallace 20-113, 1 TD; Mendenhall 1-13.

TEAM STATS

	Ravens	Steelers
First Downs	12 (2-8-2)	21 (7-11-3)
Third Downs	5-12 (42%)	7-14 (50%)
Fourth Downs	0-1 (0%)	1-1 (100%)
Total Net Yards	126	263
Plays-Avg.	53-2.4	69-3.8
Rushing Yards	35	71
Att.-Avg.	18-1.9	31-2.3
Passing Yards	91	192
Sacked by Opp.	30-16-1	32-19-0
Att.-Comp.-Int.	6-34	5-34
Punts-Avg.	4-53.8	4-48.5
Penalties	6-74	9-93
Fumbles-Lost	2-2	2-2
Time of Poss.	25:32	34:28



New York Jets 19 Pittsburgh 24



2010 AFC CHAMPIONSHIP (JAN. 23, 2011)

PITTSBURGH — The Pittsburgh Steelers advanced to their eighth Super Bowl with a 24-19 victory over the New York Jets in the AFC Championship at Heinz Field. The eight trips to the Super Bowl are tied for the most in NFL history with the Dallas Cowboys, and the Steelers' eight wins in an AFC Championship Game are the most in conference history.

The Steelers grabbed a 7-0 lead on the opening drive of the game as RB Rashard Mendenhall capped off the 15-play drive with a one-yard rushing touchdown. Mendenhall finished with a game-high 121 yards rushing, which is the sixth-most in team postseason history.

K Shaun Suisham added to the Steelers' lead with his 20-yard field goal in the second quarter to make it 10-0, and with two minutes left in the half, QB Ben Roethlisberger scored on a two-yard touchdown run to give the Steelers a 17-0 lead. It was Roethlisberger's third career postseason rushing touchdown.

On the Jets' ensuing drive, CB Ike Taylor posted a sack and forced fumble, both career firsts in the postseason, and CB William Gay returned the fumble 19 yards to make it 24-0. It was Gay's first career postseason touchdown and the first defensive touchdown for Pittsburgh in the postseason since LB James Harrison's 100-yard interception return for touchdown in Super Bowl XLIII.

The Jets got on the board just prior to halftime when K Nick Folk connected from 42 yards out to trim the lead to 24-3. On the Jets' first drive of the second half, QB Mark Sanchez found WR Antonio Holmes for a 45-yard touchdown pass to cut the lead to 24-10. Following a goal-line stand by the Steelers' defense, Roethlisberger fumbled the first snap and was tackled in the end zone for a safety.

On the Jets' next drive, Sanchez found WR Jericho Cotchery for a four-yard touchdown to make it 24-19 with three minutes left in the game. The Steelers converted on two key third-downs on their ensuing drive, including the game-winning first down reception by WR Antonio Brown to seal their second AFC Championship in the last three seasons.

Tomlin joined Hall of Famer Joe Gibbs as the only head coaches to reach two Super Bowls in their first four seasons as a head coach.

GAME SUMMARY

	1	2	3	4	F
Jets	0	3	7	9	19
STEELERS	7	17	0	0	24

TEAM	Q	TIME	PLAY	DRIVE	SCORE
PIT	1	5:54	Mendenhall 1 run (Suisham kick)	15-66; 9:06	7-0
PIT	2	6:51	Suisham 20 FG	8-60; 3:41	10-0
PIT	2	2:00	Roethlisberger 2 run (Suisham kick)	7-66; 3:57	17-0
PIT	2	1:13	Gay 19 fumble return (Suisham kick)	—; —	24-0
NYJ	2	0:09	Folk 42 FG	7-44; 1:04	24-3
NYJ	3	12:13	Holmes 45 pass from Sanchez (Folk kick)	5-90; 2:47	24-10
NYJ	4	7:38	Safety (Roethlisberger tackled in end zone)	—; —	24-12
NYJ	4	3:06	Cotchery 4 pass from Sanchez (Folk kick)	10-58; 4:32	24-19

INDIVIDUAL STATS

RUSH	NYJ: Greene 9-52; Tomlinson 9-96; Sanchez 3-6; Cotchery 1-(-4).
	PIT: Mendenhall 27-121, 1 TD; Redman 4-27; Roethlisberger 11-21, 1 TD; Moore 1-(-3).
PASS	NYJ: Sanchez 33-20-0, 223, 2 TD.
	PIT: Roethlisberger 19-10-2, 133.
REC	NYJ: Keller 8-64; Cotchery 5-33, 1 TD; Edwards 3-50; Holmes 2-61, 1 TD; Smith 2-25.
	PIT: Miller 2-38; Mendenhall 2-32; Ward 2-14; Sanders 1-20; Brown 1-14; Moore 1-9; Wallace 1-6.

TEAM STATS

	Jets	Steelers
First Downs	17 (2-12-3)	23 (10-9-4)
Third Downs	5-14 (36%)	6-11 (55%)
Fourth Downs	2-3 (67%)	0-1 (0%)
Total Net Yards	289	287
Plays-Avg.	57-5.1	64-4.5
Rushing Yards	70	166
Att.-Avg.	22-3.2	43-3.9
Passing Yards	219	121
Sacked by Opp.	33-20-0	19-10-2
Att.-Comp.-Int.	2-12	2-14
Punts-Avg.	4-36.5	1-38.0
Penalties	6-50	4-25
Fumbles-Lost	2-1	3-0
Time of Poss.	25:19	34:41



Pittsburgh 23
Denver 29 (ot)



2011 AFC WILD CARD (JAN. 8, 2012)

DENVER — QB Tim Tebow and WR Demaryius Thomas connected on an 80-yard touchdown on the first play in overtime to beat the Pittsburgh Steelers 29-23 in the AFC Wild Card Game. It was the fastest ending in NFL history for any overtime game.

The Steelers got off to a fast start, moving the football into Denver territory on their first two possessions. But they had to settle for two field goals. K Shaun Suisham connected on a 45-yarder to give the Steelers a 3-0 lead, and with less than a minute remaining in the first quarter, Suisham connected on a 38-yard field goal to put the Steelers up 6-0.

But the Broncos would score 20 unanswered points. Tebow found WR Eddie Royal for a 30-yard touchdown to give the Broncos a 7-6 lead. Tebow then scored on an eight-yard run less than three minutes later to give the Broncos a 14-6 lead. K Matt Prater connected on two field goals of 20 and 28 yards before halftime to give the Broncos a 20-6 lead going into the break.

The Steelers though would mount a comeback. WR Mike Wallace scored on a one-yard run midway through the third quarter to cut the lead 20-13. Prater added a 35-yard field goal to give the Broncos a 23-13 lead but the Steelers answered with another Suisham field goal.

Trailing 23-16, the Steelers defense forced RB Willis McGahee to fumble, giving QB Ben Roethlisberger a short field. Roethlisberger found WR Jericho Cotchery for a 31-yard touchdown to tie the game 23-23.

The Steelers had a chance to win the game in regulation, but Roethlisberger was sacked on two of the team's final three plays, forcing overtime. After Suisham's kickoff sailed through the uprights, the Broncos took over at their own 20-yard line. Tebow threw the touchdown to Thomas on the very next play.

Despite the loss, the Steelers held each Bronco running back to less than 100 yards rushing. The Steelers have not allowed a single running back to rush for more than 100 yards in 18-consecutive postseason games, the longest current streak in the NFL.

GAME SUMMARY

	1	2	3	4	OT	F
STEELERS	6	0	7	10	0	23
Broncos	0	20	0	3	6	29

TEAM	Q	TIME	PLAY	DRIVE	SCORE
PIT	1	11:14	Suisham 45 FG	8-53; 3:46	3-0
PIT	1	0:23	Suisham 38 FG	12-47; 5:50	6-0
DEN	2	13:24	Royal 30 pass from Tebow (Prater kick)	5-80; 1:59	6-7
DEN	2	10:36	Tebow 8 run (Prater kick)	4-73; 2:18	6-14
DEN	2	7:30	Prater 20 FG	4-16; 1:44	6-17
DEN	2	1:05	Prater 28 FG	8-59; 4:04	6-20
PIT	3	4:29	Wallace 1 run (Suisham kick)	11-87; 5:56	13-20
DEN	4	13:10	Prater 35 FG	12-63; 6:19	13-23
PIT	4	9:59	Suisham 37 FG	7-61; 3:11	16-23
PIT	4	3:48	Cotchery 31 pass from Roethlisberger (Suisham kick)	7-55; 3:47	23-23
DEN	5	14:49	Thomas 80 pass from Tebow	1-80; 0:11	23-29

INDIVIDUAL STATS

RUSH	PIT: Redman 17-121; Brown 1-18; Roethlisberger 3-15; Clay 1-1; Wallace 1-1, 1 TD.
	DEN: McGahee 19-61; Tebow 10-50, 1 TD; Ball 4-11; Decker 1-9.
	PIT: Roethlisberger 40-22-1, 289, 1 TD.
PASS	DEN: Tebow 21-10-0, 316, 2 TD.
	PIT: Sanders 6-81; Brown 5-70; Miller 5-60; Wallace 3-26; Redman 2-21; Cotchery 1-31, 1 TD.
REC	DEN: Thomas 4-204; 1 TD; Royal 3-49, 1 TD; Fells 2-57; Ball 1-6.

TEAM STATS

	Steelers	Broncos
First Downs	21 (9-11-1)	18 (6-9-3)
Third Downs	7-16 (44%)	3-10 (30%)
Fourth Downs	0-1 (0%)	0-0 (0%)
Total Net Yards	400	447
Plays-Avg.	68-5.9	55-8.1
Rushing Yards	156	131
Att.-Avg.	23-6.8	34-3.9
Passing Yards	289	316
Sacked by Opp.	0-0	5-45
Att.-Comp.-Int.	40-22-1	21-10-0
Punts-Avg.	4-46.0	4-41.0
Penalties	6-61	5-30
Fumbles-Lost	2-0	2-1
Time of Poss.	31:06	29:05



Baltimore 30
Pittsburgh 17



2014 AFC WILD CARD (JAN. 3, 2015)

PITTSBURGH — QB Joe Flacco's 21-yard touchdown pass to TE Crockett Gilmore midway through the fourth quarter sealed the victory for Baltimore in the AFC Wild Card Game at Heinz Field.

Pittsburgh moved the ball well in the first half but only managed to come away with three field goals by K Shaun Suisham (45, 22 and 47). Baltimore RB Bernard Pierce scored on a five-yard run and K Justin Tucker connected on a 28-yard field goal to give Baltimore its 10 points of the first half, and the Ravens led 10-9 at the break.

Tucker connected from 45 yards early in the third quarter to put Baltimore up 13-9. Flacco threw an 11-yard touchdown pass to WR Torrey Smith midway through the third quarter to give the Ravens a 20-9 advantage.

The Steelers got a splash play from their defense early in the fourth quarter when rookie DE Stephon Tuitt recovered a Ravens' fumble. QB Ben Roethlisberger then connected with WR Antonio Brown for a 44-yard gain and rookie WR Martavis Bryant for a six-yard touchdown to cut the lead to 20-15.

Baltimore responded with a 52-yard field goal by Tucker to increase the Ravens' lead to 23-15. On the Steelers' ensuing drive, Roethlisberger was picked off by LB Terrell Suggs. On Baltimore's next play, Flacco hit Gilmore for the game-deciding touchdown.

The Steelers tried to rally but Roethlisberger was picked off in the end zone. A blocked punt for a safety by S Shamarko Thomas cut the Ravens' lead to 30-17.

RB Le'Veon Bell, the team's MVP, wasn't able to suit up due to a knee injury.

GAME SUMMARY

	1	2	3	4	F
Ravens	0	10	10	10	30
STEELERS	3	6	0	8	17

TEAM	Q	TIME	PLAY	DRIVE	SCORE
PIT	1	1:29	Suisham 45 FG	9-33; 5:36	3-0
BAL	2	12:28	Pierce 5 run (Tucker kick)	8-80; 4:01	3-7
PIT	2	5:40	Suisham 22 FG	12-82; 6:48	6-7
BAL	2	2:41	Tucker 28 FG	10-70; 2:59	6-10
PIT	2	0:37	Suisham 47 FG	9-53; 2:04	9-10
BAL	3	10:06	Tucker 45 FG	9-57; 4:54	9-13
BAL	3	4:13	Smith 11 pass from Flacco (Tucker kick)	6-69; 3:25	9-20
PIT	4	11:01	Bryant 6 pass from Roethlisberger (Pass failed)	2-45; 0:50	15-20
BAL	4	8:47	Tucker 52 FG	7-29; 2:14	15-23
BAL	4	7:56	Gilmore 21 pass from Flacco (Tucker kick)	1-21; 0:07	15-30
PIT	4	1:56	Punt block by Thomas out of end zone for safety		17-30

INDIVIDUAL STATS

RUSH	BAL: Forsett 16-40; Flacco 8-8; Pierce 1-5, 1 TD.
	PIT: Harris 9-25; Tate 5-19; Roethlisberger 2-16; Bryant 1-6; Johnson 1-3; Archer 1-(-1)..
	BAL: Flacco 29-18-0, 259, 2 TD.
PASS	PIT: Roethlisberger 45-31-2, 334, 1 TD; Gradkowski 3-2-0, 22.
	BAL: Smith Sr. 5-101; Daniels 4-70; T. Smith 2-28, 1 TD; Juszczak 2-16; Gilmore 1-21, 1 TD; Brown 1-9; Forsett 1-7; Aiken 1-4; Jones 1-3.
REC	PIT: Brown 9-117; Miller 6-76; Wheaton 5-66; Bryant 5-61, 1 TD; Archer 3-15; Tate 2-9; Harris 2-6; Heyward-Bey 1-6.

TEAM STATS

	Ravens	Steelers
First Downs	19 (5-11-3)	22 (5-15-2)
Third Downs	4-11 (36%)	5-16 (31%)
Fourth Downs	1-1 (100%)	2-3 (67%)
Total Net Yards	299	387
Plays-Avg.	55-5.4	72-5.4
Rushing Yards	53	68
Att.-Avg.	25-2.1	19-3.6
Passing Yards	246	319
Sacked by Opp.	29-18-0	348-33-2
Att.-Comp.-Int.	5-37	1-13
Punts-Avg.	2-24.5	3-38.3
Penalties	2-14	8-114
Fumbles-Lost	2-1	2-1
Time of Poss.	23:43	35:17



Pittsburgh 18
Cincinnati 16



2015 AFC WILD CARD (JAN. 9, 2016)

CINCINNATI — K Chris Boswell connected on a game-winning 35-yard field goal with 14 seconds remaining in the game to beat the Bengals, 18-16, in the AFC Wild Card Game at Paul Brown Stadium.

Pittsburgh led 15-0 after three quarters, thanks to three Boswell field goals and a 10-yard touchdown pass from QB Ben Roethlisberger to WR Martavius Bryant.

The Steelers defense also forced three turnovers (one interception and two fumbles) in the first three quarters to help give Pittsburgh the 15-point advantage.

On the final play of the third quarter, Roethlisberger injured his shoulder, and he was taken to the locker room to be evaluated. On Cincinnati's ensuing possession, RB Jeremy Hill scored on a one-yard run to cut the lead to 15-7.

After a Steelers' punt, the Bengals marched into Steelers' territory where K Mike Nugent made a 36-yard field goal to cut Pittsburgh's lead to 15-10.

Shortly after the two-minute warning, Cincinnati took a 16-15 lead when QB A.J. McCarron threw a 25-yard touchdown pass to WR A.J. Green. On Pittsburgh's ensuing drive, QB Landry Jones, filling in for Roethlisberger, was picked off by LB Vontaze Burfict.

LB Ryan Shazier though would force a fumble on Hill, which was recovered by CB Ross Cockrell, giving the Steelers one more chance. Roethlisberger came back into the game and led the team on a nine-play, 74-yard drive that was capped off by Boswell's game-winning 35-yarder.

GAME SUMMARY

	1	2	3	4	F
STEELERS	0	6	9	3	18
Bengals	0	0	0	16	16

TEAM	Q	TIME	PLAY	DRIVE	SCORE
PIT	2	2:27	Boswell 39 FG	6-20; 2:30	3-0
PIT	2	0:33	Boswell 30 FG	9-63; 1:16	6-0
PIT	3	10:09	Boswell 34 FG	5-47; 2:04	9-0
PIT	3	5:02	Bryant 10 pass from Roethlisberger (Pass failed)	6-82; 3:29	15-0
CIN	4	13:57	Hill 1 run (Nugent kick)	3-46; 0:50	15-7
CIN	4	5:12	Nugent 36 FG	13-70; 5:59	15-10
CIN	4	1:50	Green 25 pass from McCarron (Run failed)	7-45; 1:38	15-16
CIN	4	0:14	Boswell 35 FG	9-74; 1:09	18-16

INDIVIDUAL STATS	
RUSH	PIT: Todman 11-65; Toussaint 17-58; Bryant 1-44.
	CIN: Hill 12-50, 1 TD; Bernard 6-28; McCarron 5-9; Burkhead 1-4.
	PIT: Roethlisberger 31-18-0, 229, 1 TD; Jones 5-2-1, 11.
PASS	CIN: McCarron 41-23-1, 212, 1 TD.
	PIT: Brown 7-119; Bryant 5-29, 1 TD; Toussaint 4-60; Wheaton 2-23; Miller 2-9.
REC	CIN: Green 5-71, 1 TD; Eifert 5-58; Jones 4-32; Hill 3-27; Sanu 3-17; Bernard 2-2; Burkhead 1-5.

TEAM STATS		
	Steelers	Bengals
First Downs	21 (6-10-5)	19 (5-11-3)
Third Downs	2-13 (15%)	5-15 (33%)
Fourth Downs	1-1 (100%)	1-1 (100%)
Total Net Yards	369	279
Plays-Avg.	69-5.3	68-4.1
Rushing Yards	167	91
Att.-Avg.	29-5.8	24-3.8
Passing Yards	202	188
Sacked by Opp.	36-20-1	41-23-1
Att.-Comp.-Int.	3-24	4-38
Punts-Avg.	7-41.9	6-42.5
Penalties	10-142	8-79
Fumbles-Lost	2-1	5-3
Time of Poss.	30:37	29:23



Pittsburgh 16
Denver 23



2015 AFC DIVISIONAL PLAYOFF (JAN. 17, 2016)

DENVER — The Broncos beat the Steelers 23-16 in the 2015 AFC Divisional Playoff at Sports Authority Field at Mile High.

Denver K Brandon McManus connected on two first quarter field goals to give the Broncos an early 6-0 lead. Pittsburgh took a 7-6 lead late in the first quarter on RB Fitzgerald Toussaint's one-yard touchdown run.

K Chris Boswell made a 43-yard field goal early in the second quarter to extend the Steelers' lead to 10-6. McManus' 51-yard field goal as time expired in the first half cut Pittsburgh's lead to 10-9 at the break.

Teams exchanged field goals in the third quarter, and the Steelers led 13-12 heading into the final period. Pittsburgh traveled to Denver's 34-yard line early in the fourth quarter, but CB Bradley Roby forced a fumble on Toussaint that was recovered by DE DeMarcus Ware.

QB Peyton Manning then led Denver on a 13-play drive that was capped off by RB C.J. Anderson's one-yard run. After a successful two-point conversion, Denver led 20-13.

The Broncos held the Steelers on fourth down. McManus made a 45-yard field goal to extend Denver's lead to 23-13. Boswell made a 47-yard field goal with 19 seconds remaining in the game to cut the lead to 23-16 but Pittsburgh's onside kick attempt was recovered by Denver, ending the game.

GAME SUMMARY

	1	2	3	4	F
STEELERS	7	3	3	3	16
Broncos	6	3	3	11	23

TEAM	Q	TIME	PLAY	DRIVE	SCORE
DEN	1	11:21	McManus 28 FG	5-20; 1:57	0-3
DEN	1	3:40	McManus 41 FG	4-8; 1:26	0-6
PIT	1	1:22	Toussaint 1 run (Boswell kick)	5-80; 2:18	7-6
PIT	2	10:19	Boswell 43 FG	7-60; 3:53	10-6
DEN	2	0:00	McManus 51 FG	11-62; 3:14	10-9
PIT	3	9:32	Boswell 28 FG	8-69; 2:19	13-9
DEN	3	2:45	McManus 41 FG	7-30; 3:08	13-12
DEN	4	3:00	Anderson 1 run (Pass to Thomas)	13-65; 6:52	13-20
DEN	4	0:53	McManus 45 FG	4-3; 0:56	13-23
PIT	4	0:19	Boswell 47 FG	4-51; 0:34	16-23

INDIVIDUAL STATS	
RUSH	PIT: Bryant 2-40; Toussaint 12-39, 1 TD; Todman 5-6.
	DEN: Anderson 15-72, 1 TD; Hillman 16-38; Manning 2-(-1).
	PIT: Roethlisberger 37-24-0, 339.
PASS	PIT: Manning 37-21-0, 222.
	PIT: Bryant 9-154; Wheaton 5-30; Toussaint 3-2; Heyward-Bey 2-64; Coates 2-61; James 1-22; Miller 1-5; Spaeth 1-1.
REC	DEN: Sanders 5-85; Thomas 4-40; Fowler 2-35; Latimer 2-18; Green 2-14; Anderson 2-11; Daniels 2-10; Norwood 1-10; Caldwell 1-(-1).

TEAM STATS		
	Steelers	Broncos
First Downs	16 (4-10-2)	19 (6-12-1)
Third Downs	2-12 (17%)	3-15 (20%)
Fourth Downs	0-2 (0%)	0-1 (0%)
Total Net Yards	396	324
Plays-Avg.	59-6.7	71-4.6
Rushing Yards	85	109
Att.-Avg.	19-4.5	33-3.3
Passing Yards	311	215
Sacked by Opp.	37-24-0	37-21-0
Att.-Comp.-Int.	1-7	3-28
Punts-Avg.	6-39.7	6-47.0
Penalties	5-38	4-49
Fumbles-Lost	2-1	1-0
Time of Poss.	28:27	31:33



Miami 12
Pittsburgh 30



2016 AFC WILD CARD (JAN. 8, 2017)

PITTSBURGH — RB Le'Veon Bell set the team's single-game postseason rushing record as he recorded 167 yards, helping lift the Steelers to a 30-12 victory over the Miami Dolphins in the AFC Wild Card Game.

Pittsburgh raced to an early lead thanks to two touchdown passes from QB Ben Roethlisberger to WR Antonio Brown. The two connected on a 50-yard score and then on a 62-yard score to give the Steelers a 14-0 lead midway through the first quarter. K Dustin Franks got the Dolphins on the board late in the first quarter.

Early in the second quarter, Bell scored on a one-yard run to give Pittsburgh a 20-3 lead. Franks made a 47-yard field goal late in the second quarter, and the Steelers led 20-6 at the break.

The Steelers scored 10 points in the third quarter to seal the victory. K Chris Boswell made a 34-yard field goal, and Bell scored his second rushing touchdown of the game to make it 30-6. Miami got a late touchdown on QB Mat Moore's four-yard touchdown to RB Damien Williams.

Pittsburgh's defense forced three turnovers and recorded 5.0 sacks, which are tied for the most sacks in team history in a single game since sacks became an official statistic in 1982.

GAME SUMMARY

	1	2	3	4	F
Dolphins	3	3	0	6	12
STEELERS	14	6	10	0	30

TEAM Q TIME PLAY			DRIVE SCORE	
PIT	1	12:15	Brown 50 pass from Roethlisberger (Boswell kick)	5-85; 2:45 7-0
PIT	1	6:50	Brown 62 pass from Roethlisberger (Boswell kick)	6-90; 3:10 14-0
MIA	1	3:06	Franks 38 FG	7-39; 3:44 14-3
PIT	2	12:39	Bell 1 run (Missed PAT)	10-83; 5:27 20-3
MIA	2	4:52	Franks 47 FG	12-39; 7:47 20-6
PIT	3	6:32	Boswell 34 FG	8-43; 4:16 23-6
PIT	3	2:05	Bell 8 run (Boswell kick)	7-25; 4:18 30-6
MIA	4	5:57	Williams 4 pass from Moore (Pass failed)	9-70; 4:20 30-12

INDIVIDUAL STATS	
RUSH	MIA: Ajayi 16-33; Williams 3-14; Thomas 1-3; Moore 1-2.
	PIT: Bell 29-167, 2 TD; Roethlisberger 4-10; D. Williams 2-2.
	MIA: Moore 36-29-1, 289, 1 TD.
PASS	PIT: Roethlisberger 18-13-2, 197, 2 TD.
	MIA: Landry 11-102; Stills 5-82; Sims 5-34; Parker 4-55; Ajayi 3-12; Williams 1-4, 1 TD.
REC	PIT: Brown 5-124, 2 TD; Ayers 2-21; Bell 2-7; Rogers 1-19; Heyward-Bey 1-10; Hamilton 1-10; James 1-6.

TEAM STATS		
	Dolphins	Steelers
First Downs	18 (1-16-1)	19 (9-7-3)
Third Downs	6-14 (43%)	4-9 (44%)
Fourth Downs	2-4 (50%)	0-0 (0%)
Total Net Yards	305	367
Plays-Avg.	62-4.9	54-6.8
Rushing Yards	52	179
Att.-Avg.	21-2.5	35-5.1
Passing Yards	253	188
Sacked by Opp.	36-29-1	18-13-2
Att.-Comp.-Int.	1-9	5-36
Punts-Avg.	2-51.0	2-39.5
Penalties	6-64	6-60
Fumbles-Lost	3-2	0-0
Time of Poss.	32:02	27:58



Pittsburgh 18
Kansas City 16



2016 AFC DIVISIONAL PLAYOFF (JAN. 15, 2017)

KANSAS CITY — K Chris Boswell made an NFL single-game postseason record six field goals, and RB Le'Veon Bell set the team's single postseason game rushing record, recording 170 yards, as they helped lift the Steelers to an 18-16 victory over the Kansas City Chiefs at Arrowhead Stadium.

Boswell's 22-yard field goal gave Pittsburgh the early 3-0 lead. Kansas City took its only lead of the game on QB Alex Smith's five yard touchdown pass to WR Albert Wilson.

Boswell made three field goals, 38 yards, 36 yards and 45 yards, to give Pittsburgh a 12-7 lead at halftime. Boswell's 43-yard field goal early in the third quarter increased Pittsburgh's lead to 15-7.

K Cairo Santos connected on a 43-yard field goal late in the third quarter to cut the Steelers' lead to 15-10. Boswell's final field goal of the game gave the Steelers an eight-point advantage, 18-10, early in the fourth quarter.

With less than three minutes remaining in the game, Chiefs' RB Spencer Ware scored on a one-yard run. Pittsburgh's defense stopped the Chiefs' two point try.

QB Ben Roethlisberger's first-down completion to WR Antonio Brown after the two-minute warning, sealed the victory for Pittsburgh.

GAME SUMMARY

	1	2	3	4	F
STEELERS	6	6	3	3	18
Kansas City	7	0	3	6	16

TEAM Q TIME PLAY			DRIVE SCORE	
PIT	1	9:38	Boswell 22 FG	11-66; 5:22 3-0
KC	1	6:09	Wilson 5 pass from Smith (Santos kick)	6-55; 3:29 3-7
PIT	1	3:51	Boswell 38 FG	7-55; 2:18 6-7
PIT	2	9:18	Boswell 36 FG	14-53; 6:30 9-7
PIT	2	0:55	Boswell 45 FG	9-28; 4:08 12-7
PIT	3	10:06	Boswell 43 FG	7-49; 3:42 15-7
KC	3	0:10	Santos 48 FG	7-16; 2:50 15-10
PIT	4	9:49	Boswell 43 FG	10-45; 5:21 18-10
KC	4	2:43	Ware 1 run (Pass failed)	13-75; 7:06 18-16

INDIVIDUAL STATS	
RUSH	PIT: Bell 30-170; Roethlisberger 4-1.
	KC: Ware 8-35, 1 TD; Hill 3-18; Smith 2-9; West 1-(-1).
	PIT: Roethlisberger 30-21-1, 224.
PASS	KC: Smith 34-20-1, 172, 1 TD.
	PIT: Brown 6-108; James 5-83; Rogers 5-27; Bell 2-(-4); Ayers 1-6; Hamilton 1-4.
REC	KC: Kelce 5-77; Hill 4-77; MacIin 2-28; Conley 2-19; West 2-14; Wilson 2-3, 1 TD; Ware 2-1; Sherman 1-3.

TEAM STATS		
	Steelers	Chiefs
First Downs	20 (10-10-0)	16 (4-9-3)
Third Downs	7-15 (47%)	2-9 (22%)
Fourth Downs	0-0 (0%)	2-2 (0%)
Total Net Yards	389	227
Plays-Avg.	66-5.9	49-4.6
Rushing Yards	171	61
Att.-Avg.	34-5.0	14-4.4
Passing Yards	218	166
Sacked by Opp.	31-20-1	34-20-1
Att.-Comp.-Int.	1-6	1-6
Punts-Avg.	1-35.0	4-45.8
Penalties	4-53	6-60
Fumbles-Lost	0-0	1-1
Time of Poss.	34:13	25:47



Pittsburgh 17
New England 26



2016 AFC CHAMPIONSHIP (JAN. 22, 2017)

FOXBOROUGH — QB Tom Brady threw for 384 yards with three touchdowns to help lift the Patriots to a 36-17 victory over the Steelers in the AFC Championship Game.

New England led 10-0 at the end of the first quarter. K Stephen Gostkowski made a 31-yard field goal on the Patriots' opening drive, and Brady threw a 16-yard touchdown to WR Chris Hogan.

Early in the second quarter, RB DeAngelo Williams scored on a five-yard run to cut the lead to 10-6. But it would be the closest Pittsburgh would get the rest of the game.

Midway through the second quarter, Brady connected with Hogan again, this time for a 34-yard touchdown. K Chris Boswell made a 23-yard field goal late in the second quarter. New England led 17-9 at halftime.

The Patriots scored 19 unanswered points to put the game out of reach. Gostkowski made a 47-yard field goal. RB LeGarrette Blount scored on a one-yard run. Brady threw a 10-yard touchdown pass to WR Julian Edelman. And Gostkowski connected on a 26-yard field goal.

Pittsburgh's final points of the game came on a 30-yard touchdown pass from QB Ben Roethlisberger to WR Cobi Hamilton.

GAME SUMMARY

	1	2	3	4	F
STEELERS	0	9	0	8	17
Patriots	10	7	16	3	36

TEAM	Q	TIME	PLAY	DRIVE	SCORE
NE	1	13:08	Gostkowski 31 FG	6-62; 1:52	0-3
NE	1	2:47	Hogan 16 pass from Brady (Gostkowski kick)	11-80; 4:36	0-10
PIT	2	11:31	Williams 5 run (Kick failed)	13-84; 6:16	6-10
NE	2	7:43	Hogan 34 pass from Brady (Gostkowski kick)	9-82; 3:48	6-17
PIT	2	1:39	Boswell 23 FG	15-70; 6:04	9-17
NE	3	9:59	Gostkowski 47 FG	9-55; 3:11	9-20
NE	3	2:44	Blount 1 run (Gostkowski kick)	8-88; 3:52	9-27
NE	3	1:35	Edelman 10 pass from Brady (Kick failed)	4-28; 1:01	9-33
NE	4	6:24	Gostkowski 26 FG	8-24; 3:50	9-36
PIT	4	3:36	Hamilton 30 pass from Roethlisberger (Pass to Williams)	9-75; 2:48	17-36

INDIVIDUAL STATS

RUSH	PIT: D. Williams 14-34, 1 TD; Bell 6-20.
	NE: Blount 16-47, 1 TD; Lewis 6-11; White 1-0; Brady 4-(-1).
PASS	PIT: Roethlisberger 47-31-1, 314, 1 TD.
	NE: Brady 42-32-0, 384, 3 TD.
REC	PIT: Brown 7-77; Rogers 7-66; D. Williams 7-51; James 5-48; Hamilton 2-37, 1 TD; Coates 2-34; Johnson 1-1.
	NE: Hogan 9-180, 2 TD; Edelman 8-118, 1 TD; Bennett 5-32; White 3-8; Amendola 2-12; Lewis 2-8; Develin 1-13; Blount 1-8; Mitchell 1-5.

TEAM STATS

	Steelers	Patriots
First Downs	22 (3-18-1)	26 (8-17-1)
Third Downs	9-15 (60%)	11-17 (65%)
Fourth Downs	0-1 (0%)	0-0 (0%)
Total Net Yards	368	431
Plays-Avg.	67-5.5	71-6.1
Rushing Yards	54	57
Att.-Avg.	20-2.7	27-2.1
Passing Yards	314	374
Sacked by Opp.	47-31-1	42-32-0
Att.-Comp.-Int.	2-10	0-0
Punts-Avg.	4-38.5	2-48.5
Penalties	3-19	2-10
Fumbles-Lost	1-1	0-0
Time of Poss.	28:34	31:26



Jacksonville 45
Pittsburgh 42



2017 AFC DIVISIONAL PLAYOFF (JAN. 14, 2018)

PITTSBURGH — The Steelers were unable to overcome a 21-point deficit in their 45-42 AFC Divisional Playoff loss to the Jacksonville Jaguars at Heinz Field.

Three straight rushing touchdowns gave Jacksonville a 21-0 lead early in the second quarter.

Pittsburgh rallied with a 23-yard touchdown pass from QB Ben Roethlisberger to WR Antonio Brown, but a Steelers' fumble recovered by Jacksonville and returned for a touchdown on the following Pittsburgh drive allowed the Jaguars to maintain their 21-point lead.

The Steelers responded with 14 straight points off of Roethlisberger touchdown passes, first to WR Martavis Bryant, then to RB Le'Veon Bell.

Each team added seven more points early in the fourth quarter, Jacksonville with a touchdown run from RB Leonard Fournette and Pittsburgh with a second touchdown reception from Brown.

With less than five minutes remaining, Jaguars QB Blake Bortles connected with FB Tommy Bohanon on a 14-yard touchdown pass. The Steelers cut their deficit back to seven with an 8-yard touchdown run by Bell.

With just 1:45 remaining, Jacksonville K Josh Lambo converted a 45-yard field goal that increased the score to 45-42.

Roethlisberger recorded his fifth touchdown pass of the day, finding WR JuJu Smith-Schuster in the end zone for a 4-yard score, but the Steelers came up short as time expired.

GAME SUMMARY

	1	2	3	4	F
Jaguars	14	14	0	17	45
STEELERS	0	14	7	21	42

TEAM	Q	TIME	PLAY	DRIVE	SCORE
JAX	1	10:40	Fournette 1 run (Lambo kick)	8-66; 4:20	7-0
JAX	1	5:26	Fournette 18 run (Lambo kick)	1-18; 0:05	14-0
JAX	2	11:31	Yeldon 4 run (Lambo kick)	11-75; 4:36	21-0
PIT	2	8:20	Brown 23 pass from Roethlisberger (Boswell kick)	6-64; 3:11	21-7
JAX	2	2:20	Smith 50 fumble return (Lambo kick)	---	28-7
PIT	2	0:25	Bryant 36 pass from Roethlisberger (Boswell kick)	7-51; 1:55	28-14
PIT	3	9:09	Bell 19 pass from Roethlisberger (Boswell kick)	10-77; 5:51	28-21
JAX	4	10:34	Fournette 3 run (Lambo kick)	5-61; 2:10	35-21
PIT	4	9:05	Brown 43 pass from Roethlisberger (Boswell kick)	5-75; 1:29	35-28
JAX	4	4:19	Bohanon 14 pass from Bortles (Lambo kick)	8-75; 4:46	42-28
PIT	4	2:18	Bell 8 run (Boswell kick)	12-75; 2:01	42-35
JAX	4	1:45	Lambo 45 FG	4-9; 0:33	45-35
PIT	4	0:01	Smith-Schuster 4 pass from Roethlisberger (Boswell kick)	10-75; 1:44	45-42

INDIVIDUAL STATS

RUSH	JAX: Fournette 25-109, 3 TD; Bortles 5-35; Yeldon 5-20, TD.
	PIT: Bell 16-67, TD; Roethlisberger 2-16.
PASS	JAX: Bortles 24-14-0, 214, TD.
	PIT: Roethlisberger 58-37-1, 469, 5 TD.
REC	JAX: Yeldon 3-57; Lee 3-28; Fournette 2-10; Cole 1-45; Koyack 1-21; O'Shaughnessy 1-19; Bohanon 1-14, TD; Hurns 1-12; Westbrook 1-8.
	PIT: McDonald 10-112; Bell 9-88, TD; Brown 7-132, 2 TD; Smith-Schuster 3-5, TD; Bryant 2-78, TD; James 1-12.

TEAM STATS

	Jaguars	Steelers
First Downs	22 (9-12-1)	28 (4-23-1)
Third Downs	8-14 (57%)	7-16 (44%)
Fourth Downs	1-1 (100%)	4-6 (67%)
Total Net Yards	378	545
Plays-Avg.	61-6.2	78-7.0
Rushing Yards	164	83
Att.-Avg.	35-4.7	18-4.6
Passing Yards	212	462
Sacked by Opp.	58-37-1	34-20-1
Att.-Comp.-Int.	2/7	0/0
Punts-Avg.	4-32.8	2-39.5
Penalties	3-40	4-25
Fumbles-Lost	1-0	1-1
Time of Poss.	28:50	31:10



Cleveland 48
Pittsburgh 37



2020 AFC WILD CARD (JAN. 3, 2021)

PITTSBURGH — The Cleveland Browns established a 28-0 first quarter lead en route to a 48-37 victory on Sunday night at Heinz Field in an AFC Wild Card round contest. Browns quarterback Baker Mayfield wasn't sacked and Cleveland didn't turn the ball over.

The Browns scored two rushing touchdowns and three through the air, including a pair of 40-yard, catch-and-run touchdowns.

The Browns put the exclamation on their first postseason victory over the Steelers in three tries when Roethlisberger was intercepted for the fourth time with 3:16 remaining in the game and Cleveland ahead by 16, at 45-29.

Kicker Cody Parkey's 37-yard field goal with 2:51 to play in regulation made it 48-29 Cleveland.

Roethlisberger went over 500 yards passing with a 7-yard touchdown pass to wide receiver Chase Claypool with 1:09 left in the fourth quarter. A two-point conversion pass to running back James Conner succeeded and established the final margin.

Roethlisberger finished 47-for-68 passing for 501 yards.

The Steelers started the regular season 11-0 but finished at 12-4 and failed to win a playoff game for the fourth consecutive season.

The Steelers trailed by 25 at halftime, at 35-10, but tried to crawl back into the game with consecutive touchdown drives on their first two possessions of the third quarter.

GAME SUMMARY

	1	2	3	4	F
Browns	28	7	0	13	48
STEELERS	0	10	13	14	37

TEAM	Q	TIME	PLAY	DRIVE	SCORE
CLE	1	14:46	Joseph fumble recovery in end zone (Parkey kick)	--	7-0
CLE	1	9:46	Landry 40 pass from Mayfield (Parkey kick)	3-46, 0:58	14-0
CLE	1	4:40	Hunt 11 run (Parkey kick)	6-65, 3:00	21-0
CLE	1	1:56	Hunt 8 run (Parkey kick)	3-15, 1:22	28-0
PIT	2	1:44	Conner 1 run (Boswell kick)	13-89, 5:36	28-7
CLE	2	0:34	Hooper 7 pass from Mayfield (Parkey kick)	9-64, 1:10	35-7
PIT	2	0:00	Boswell 49 FG	5-37, 0:34	35-10
PIT	3	7:22	Ebron 17 pass from Roethlisberger (pass failed)	8-84, 3:45	35-16
PIT	3	2:57	Smith-Schuster 5 pass from Roethlisberger (Boswell kick)	12-68, 3:25	35-23
CLE	4	12:32	Chubb 40 pass from Mayfield (Parkey kick)	6-80, 2:20	42-23
PIT	4	11:08	Claypool 29 pass from Roethlisberger (pass failed)	4-76, 1:24	42-29
CLE	4	4:28	Parkey 24 FG	13-59, 6:40	45-29
CLE	4	2:51	Parkey 37 FG	4-6, 0:25	48-29
PIT	4	1:09	Claypool 7 pass from Roethlisberger (Pass to Conner pass)	8-77, 1:42	48-37

INDIVIDUAL STATS

RUSH	CLE: Chubb 18-76; Hunt 8-48 2 TD; Mayfield 5-3.
	PIT: Conner 11-37 TD; Snell 2-13; Watt 2-2; Roethlisberger 1-0.
PASS	CLE: Mayfield 34-21-0, 263, 3 TD.
	PIT: Roethlisberger 68-44-7, 4, 501, 4 TD.
REC	CLE: Hooper 7-46 TD; Landry 5-92 TD; Chubb 4-69 TD; Higgins 2-28; Hunt 1-13; Peoples-Jones 1-8; Njoku 1-7.
	PIT: Smith-Schuster 13-157 TD; Johnson 11-117; Ebron 7-62 TD; Washington 5-72; Claypool 5-59, 2 TD; Conner 5-30; Snell 1-4.

TEAM STATS

	Browns	Steelers
First Downs	20 (8-12-0)	34 (5-29-0)
Third Downs	6-14 (43%)	8-15 (53%)
Fourth Downs	1-1 (100%)	3-3 (100%)
Total Net Yards	390	553
Plays-Avg.	65-6.0	84-6.6
Rushing Yards	127	52
Att.-Avg.	31-4.1	16-3.3
Passing Yards	263	501
Sacked by Opp.	34-21-0	68-47-4
Att.-Comp.-Int.	0/0	0/0
Punts-Avg.	5-39.6	3-41.7
Penalties	3-20	4-25
Fumbles-Lost	0-0	1-1
Time of Poss.	27:14	32:46



Kansas City Chiefs 42
Pittsburgh 21



2021 AFC WILD CARD (JAN. 16, 2022)

KANSAS CITY — The Chiefs were going nowhere on offense against Pittsburgh early Sunday night, so coach Andy Reid had wide receiver Mecole Hardman take a shotgun snap and hand off to running back Darrel Williams on a trick play.

His exchange hit the ground, T.J. Watt picked it up and returned the fumble for a touchdown.

It was precisely the kind of play that should have energized the heavy underdogs, playing in a tough environment on the road, but it wound up doing something else entirely: It ticked off Chiefs quarterback Patrick Mahomes.

He proceeded to throw for 404 yards and five scores, leading Kansas City to the end zone on six straight possessions after the turnover, and the Chiefs cruised through the second half for a 42-21 wild-card victory.

Byron Pringle caught touchdown passes from both Mahomes and Kelce, and Jerick McKinnon and Tyreek Hill also had scoring catches, while the Chiefs (13-5) shut down the retiring Ben Roethlisberger and the Steelers offense.

Roethlisberger was 29 of 44 for 215 yards with two TD passes, providing the coda to a career that includes six Pro Bowl trips and two Super Bowl wins.

GAME SUMMARY

	1	2	3	4	F
STEELERS	0	7	7	7	21
Chiefs	0	21	14	7	42

TEAM	Q	TIME	PLAY	DRIVE	SCORE
PIT	2	10:41	Watt 26 fumble return (Boswell kick)	--	7-0
KC	2	5:45	McKinnon 4 pass from Mahomes (Butker kick)	8-76, 4:56	7-7
KC	2	1:55	Pringle 12 pass from Mahomes (Butker kick)	7-74, 2:43	7-14
KC	2	0:13	Kelce 48 pass from Mahomes (Butker kick)	6-80, 0:39	7-21
KC	3	10:13	Allegretti 1 pass from Mahomes (Butker kick)	9-68, 4:47	7-28
KC	3	9:14	Hill 31 pass from Mahomes (Butker kick)	2-29, 0:42	7-35
PIT	3	4:10	Johnson 13 pass from Roethlisberger (Boswell kick)	10-75, 5:04	14-35
KC	4	14:13	Pringle 2 pass from Kelce (Butker kick)	9-75, 4:57	14-42
PIT	4	7:36	Washington 15 pass from Roethlisberger (Boswell kick)	15-75, 6:37	21-42

INDIVIDUAL STATS

RUSH	PIT: Harris 12-29; Snell 2-15; Ballage 4-31; Roethlisberger 2-(-1). KC: McKinnon 12-61; Mahomes 3-29; Hardman 2-6; Williams 1-4; Gore 3-3; Burton 1-3.
	PASS
REC	PIT: Roethlisberger 44-29-0, 215, 2 TD. KC: Mahomes 39-30-1, 404, 5 TD; Kelce 1-1-0, 2, 1 TD.
	PIT: Johnson 5-34 TD; Smith-Schuster 5-26; Gentry 4-33; Freiermuth 4-25; Claypool 3-25; Washington 2-37 TD; McCloud 2-20; Snell 2-16; Harris 2-(-1). KC: McKinnon 6-81 TD; Kelce 5-108 TD; Hill 5-57 TD; Pringle 5-37 2 TD; Robinson 4-76; Hardman 4-43; Bell 1-3; Allegretti 1-1 TD.

TEAM STATS

	Steelers	Chiefs
First Downs	19 (3-15-1)	26 (6-19-1)
Third Downs	7-16 (44%)	8-12 (67%)
Fourth Downs	2-2 (100%)	0-0 (0%)
Total Net Yards	257	478
Plays-Avg.	66-3.9	65-7.4
Rushing Yards	56	106
Att.-Avg.	20-2.8	22-4.8
Passing Yards	201	372
Sacked by Opp.	44-29-0	40-31-1
Att.-Comp.-Int.	3/34	2/14
Punts-Avg.	7-49.7	4-34.5
Penalties	4-45	3-25
Fumbles-Lost	2-1	2-1
Time of Poss.	30:00	30:00



Pittsburgh 16
Minnesota 6



SUPER BOWL IX (JAN. 12, 1975)

NEW ORLEANS —The Steelers made their first appearance in the Super Bowl and captured their first NFL Championship with a 16-6 victory.

The veteran Vikings, meanwhile, had been to the Super Bowl twice before. The Vikings had a savvy leader in quarterback Fran Tarkenton. The Steelers had a strong defense but their quarterback, Terry Bradshaw, was unproven.

The first half was dominated by both defenses. Pittsburgh concentrated on the middle of the Minnesota defensive line. One defensive tackle, Ernie Holmes, played over Vikings' center Mick Tingelhoff, while the other tackle, Joe Greene, lined up at an angle pointed directly at Tingelhoff. Holmes sometimes took on the Vikings' center directly, allowing Greene to knife through and pursue Tarkenton. At other times, Greene would smash into Tingelhoff while Holmes looped behind him.

The only score in the first half was a safety registered by the Pittsburgh Steelers. Fran Tarkenton fumbled a handoff to Dave Osborn, scrambled to recover the ball in the end zone, and was downed by Pittsburgh defensive end Dwight White.

Leading 2-0, Pittsburgh kicked to Minnesota to open the second half and the Vikings' Bill Brown fumbled and Marv Kellum recovered for Pittsburgh at the Minnesota 30. The Steelers took four plays to go the distance, with Franco Harris taking the ball in from the 9.

Harris was named game MVP. He ran for 158 yards on 34 tries, both new highs for the Super Bowl, and Rocky Bleier added 65 yards on 17 carries. Minnesota, meanwhile, managed only 17 yards rushing.

Denied on the ground, the Vikings weren't much better in the air. Tarkenton, under constant pressure from Greene, Holmes, White, and L.C. Greenwood, completed only 11-of-26 attempts for 102 yards—an average of fewer than four yards per pass.

Despite their dominance, Pittsburgh's 9-0 lead was far from safe, and it narrowed to 9-6 in the final quarter when Matt Blair blocked Bobby Walden's punt, and Terry Brown recovered in the end zone.

After that touchdown, Pittsburgh put the game on ice with a drive that began on its 34. The big play of the drive was a 30-yard toss from Bradshaw to Larry Brown, who later scored the final TD.

Soon after the ensuing kickoff, Pittsburgh's Mike Wagner intercepted a Tarkenton pass, and the Steelers held possession until the game was nearly over.



The Steelers celebrate their safety against Vikings' quarterback Fran Tarkenton in Super Bowl IX.

GAME SUMMARY

	1	2	3	4	F
STEELERS	0	2	7	7	16
Vikings	0	0	0	6	6

TEAM	Q	PLAY	SCORE
PIT	2	Safety (White downed Tarkenton in end zone)	— 2-0
PIT	3	Harris 9 run (Gerela kick)	4-30, 1:24 9-0
MIN	4	Brown Recovered blocked punt (kick failed)	— 9-6
PIT	4	Brown 4 pass from Bradshaw (Gerela kick)	11-66, 6:47 16-6

INDIVIDUAL STATS

RUSH	PIT: Harris 34-158, 1 TD; Bleier 17-65; Bradshaw 5-33; Swann 1-(-7).
	MIN: Foreman 12-18; Tarkenton 1-0; Osborn 8-(-1).
	PIT: Bradshaw 14-9-0, 96, 1 TD.
PASS	MIN: Tarkenton 26-11-3, 102.
	PIT: Brown 3-49, 1 TD; Stallworth 3-24; Bleier 2-11; Lewis 1-12.
REC	MIN: Foreman 5-50; Voigt 2-31; Osborn 2-7; Gilliam 1-16; Reed 1-9.

TEAM STATS

	Steelers	Vikings
First Downs	17 (11-5-1)	9 (2-5-2)
Third Downs	7-18	5-12
Fourth Downs	0-0 (0%)	0-0 (0%)
Total Net Yards	333	119
Plays-Avg.	73-4.6	47-2.5
Rushing Yards	249	17
Att.-Avg.	57-4.4	21-0.8
Passing Yards	84	102
Sacked by Opp.	2-12	0-0
Att.-Comp.-Int.	14-9-0	26-11-3
Punts-Avg.	7-34.7	6-37.2
Penalties	8-122	4-18
Fumbles-Lost	4-2	3-2
Time of Poss.	30:36	29:24



Pittsburgh 21
Dallas 17



SUPER BOWL X (JAN. 18, 1976)

MIAMI—What were, at the time, the two most popular teams in the NFL met in Super Bowl X, and the contrast between their styles was as great as the hue of their jerseys.

The glitzy, white-clad Dallas Cowboys—“America’s Team”—combined a high-tech offense and a state-of-the-art Flex Defense to put on a dazzling show each Sunday. They were easy to like, and for once, they even had something of an underdog aura, having reached the Super Bowl as a Wild Card team. The black-clad Pittsburgh Steelers, out to defend their Super Bowl victory of the year before, lived by a Steel-hard defense occasionally spelled by a grind-it-out running attack that would have been at home in the NFL of the 1930s.

The Cowboys struck first when Roger Staubach zeroed in on Drew Pearson for a 29-yard touchdown pass.

Before the end of the quarter, Pittsburgh evened the score on a seven-yard pass from Terry Bradshaw to tight end Randy Grossman. Setting up the score was a 32-yard pass to Lynn Swann, whose health was questionable because of a concussion he had suffered in the AFC Championship Game. Swann outleaped a Dallas defender, then magically kept both feet inside the sideline to make his catch.

Dallas reclaimed the lead at 10-7 only 15 seconds into the second quarter when Toni Fritsch booted a 36-yard field goal.

Later, Pittsburgh’s Roy Gerela, playing at less than 100 percent because of a cracked rib he suffered making a tackle on the opening kickoff, shanked a field-goal try and Dallas went to the locker room with a 10-7 lead.

Defense continued to dominate in the scoreless third quarter. Pittsburgh sacked Staubach seven times during the game and forced him to scramble on numerous occasions. Moreover, they pressured him into an uncharacteristic 3 interceptions.

One of the interceptions set up another field-goal try by Gerela, but he pulled it left from 33 yards. Dallas safety Cliff Harris mockingly patted him on the helmet, only to be unceremoniously dumped on his hip pads by irate Pittsburgh linebacker Jack Lambert. The inspired Steelers dominated after that.

In the fourth quarter, Steelers reserve fullback Reggie Harrison blocked Mitch Hoopes’s punt. The ball rolled through the end zone for a safety to cut the Cowboys’ lead to 10-9. Gerela, who’d donned a corset to protect his ribs, regained his kicking touch with field goals of 36 and 18 yards to put the Steelers in front 15-10.

With 3:02 left in the game, Bradshaw lofted a long pass to game MVP Swann, who caught the ball at the five and took it over the goal line to complete a 64-yard lightning strike. Swann finished the day with 161 yards on four catches, a 40.3 average-per-catch. Gerela missed the extra point.

It took Staubach only 1:14 to get the touchdown back, completing a drive with a 34-yard bulls-eye to Percy Howard—the only pass Howard caught during his entire career.

GAME SUMMARY

	1	2	3	4	F
Cowboys	7	3	0	7	17
STEELERS	7	0	0	14	21

TEAM	Q	PLAY	SCORE
DAL	1	D. Pearson 29 pass from Staubach (Fritsch kick)	0-7
PIT	1	Grossman 7 pass from Bradshaw (Gerela kick)	7-7
DAL	2	Fritsch 36 FG	7-10
PIT	4	Safety, Harrison blocks kick	9-10
PIT	4	Gerela 36 FG	12-10
PIT	4	Gerela 18 FG	15-10
PIT	4	Swann 64 pass from Bradshaw (kick failed)	21-10
DAL	4	Howard 34 pass from Staubach (Fritsch kick)	21-17



Pittsburgh’s “Steel Curtain” defense forced Cowboys’ quarterback Roger Staubach into throwing three interceptions in the Steelers’ Super Bowl X victory.

Terry Hanratty replaced Bradshaw, still woozy from the hit suffered after his touchdown pass to Swann, but the Steelers were stalled on a fourth-and-9 at the Dallas 41 with almost a minute and a half to go. Coach Noll feared a blocked kick and called for a Rocky Bleier run that gained only 2 yards. Noll was gambling that his defense could stop the Cowboys.

Trailing only 21-17, Staubach had the ball back with more time than he usually needed to negotiate 61 yards. The Cowboys reached Pittsburgh’s 38. With five seconds left, Staubach launched his final pass into the end zone. Steelers Mike Wagner batted the ball, which was caught by the Steelers, Glen Edwards and the Steelers had their second consecutive Super Bowl victory.

INDIVIDUAL STATS

	DAL: Newhouse 16-56; Staubach 5-22; Dennison 5-16; Pearson 5-14.
RUSH	PIT: Harris 27-82; Bleier 15-51; Bradshaw 4-16.
	DAL: Staubach 24-15-3 204, 2 TD.
PASS	PIT: Bradshaw 19-9-0 209, 2 TD.
	DAL: P. Pearson 5-53; Young 3-31, 1 TD; D. Pearson 2-59, 1 TD; Newhouse 2-12; Howard 1-34, 1 TD; Fugett 1-9; Dennison 1-6.
REC	PIT: Swann 4-161, 1 TD; Stallworth 2-8; Harris 1-26; Grossman 1-7, 1 TD; Brown 1-7.

TEAM STATS

	Coyboys	Steelers
First Downs	14 (6-8-0)	13 (7-6-0)
Third Downs	4-15 (27%)	8-21 (38%)
Total Net Yards	270	339
Plays-Avg.	62-4.4	67-5.1
Rushing Yards	108	149
Att.-Avg.	31-3.5	46-3.2
Passing Yards	162	209
Att.-Comp.-Int.	24-15-3	19-9-0
Punts-Avg.	7-35	4-39.8
Fumbles-Lost	4-0	4-0
Penalties-Yds.	2-20	0-0



Pittsburgh 35
Dallas 21



SUPER BOWL XIII (JAN. 21, 1979)

MIAMI—This was more than just the first rematch in Super Bowl history: It re-staged what many still consider the most enjoyable and dramatic Super Bowl battle to that point. Opportunity—recognizing it and capitalizing on it—was the theme. Failure to embrace it would play a hand too. It was the Steelers, though, who managed a 35-31 victory.

Dallas had its chances. The Cowboys took a 14-7 lead in the second quarter when linebacker Mike Hegman simply took the ball away from Steelers quarterback Terry Bradshaw and ran 37 yards to score. But Bradshaw countered immediately with a 75-yard touchdown strike to John Stallworth.

In the third quarter, trailing 21-14, Dallas marched from its 42 to the Steelers' 10. On third-and-three, Cowboys quarterback Roger Staubach saw tight end Jackie Smith alone in the end zone. Smith slipped and fell reaching for Staubach's pass and Dallas settled for a 27-yard field goal.

Pittsburgh scored two touchdowns early in the fourth quarter—a 22-yard run by Franco Harris and an 18-yard pass from Bradshaw to Swann. Harris' score followed a pass-interference call against Dallas cornerback Benny Barnes, who was covering Swann. The mistake cost the Cowboys 33 yards. Dallas did score touchdowns with 2:27 and 22 seconds to play, on passes from Staubach to tight end Billy Joe Dupree and wide receiver Butch Johnson, but Pittsburgh held on to win, 35-31.

With the victory, the Steelers became the first team to win three Super Bowls. The two teams set a Super Bowl record for points scored



Steeler's quarterback Terry Bradshaw threw for 318 yards and four touchdowns in the 35-31 victory over Dallas in Super Bowl XIII.

GAME SUMMARY					
	1	2	3	4	F
STEELERS	7	14	0	14	35
Cowboys	7	7	3	14	31

TEAM	Q	TIME	PLAY	SCORE
PIT	1		Stallworth 28 pass from Bradshaw (Gerela kick)	7-0
DAL	1		Hill 39 pass from Staubach (Septien kick)	7-7
DAL	2		Hegman 37 fumble recovery return (Septian kick)	7-14
PIT	2		Stallworth 75 pass from Bradshaw (Gerela kick)	14-14
PIT	2		Bleier 7 pass from Bradshaw (Gerela kick)	21-14
DAL	3		Septien 27 FG	21-17
PIT	4		Harris 22 run (Gerela kick)	28-17
PIT	4		Swann 18 pass from Bradshaw (Gerela kick)	35-17
DAL	4		DuPree 7 pass from Staubach (Septien kick)	35-24
DAL	4		Johnson 4 pass from Staubach (Septien kick)	35-31

INDIVIDUAL STATS		TEAM STATS	
RUSH	PIT: Harris 20-68, 1 TD; Bleier 2-3; Bradshaw 2-(-5).	Coyboys	Steelers
	DAL: Dorsett 15-96; Newhouse 8-3; Pearson 1-(-13); Staubach 4-37; Pearson 1-6; Laidlaw 3-12.	First Downs	19 (2-15-2) 20 (6-13-1)
		Third Downs	9-15 (60%) 9-16 (56%)
		Total Net Yards	357 317
		Plays-Avg.	58-6.2 67-4.7
PASS	PIT: Bradshaw 30-17-1, 318, 4 TD.	Rushing Yards	66 141
	DAL: Staubach 30-17-1, 228, 3 TD.	Att.-Avg.	24-2.8 32-4.4
		Passing Yards	291 176
		Att.-Comp.-Int.	30-17-1 30-17-1
		Punts-Avg.	3-43.0 5-39.6
REC	PIT: Swann 7-154, 1 TD; Stallworth 3-115, 2 TD; Grossman 3-29; Harris 1-22; Bleier 1-7, 1 TD; Bell 2-21.	Fumbles-Lost	2-2 3-2
	DAL: Dorsett 5-44; D. Pearson 4-73; Hill 2-49, 1 TD; Johnson 2-30, 1 TD; Dupree 2-17, 1 TD; P. Pearson 2-15.	Penalties-Yds.	5-35 9-89



Pittsburgh 31
Los Angeles Rams 19



SUPER BOWL XIV (JAN. 20, 1980)

PASADENA —There was a moment of heroism and self-sacrifice when an old warrior, Los Angeles Rams defensive end Jack Youngblood, announced his intention to play in his team's first Super Bowl despite a fractured leg.

There was a rush of "What if?" euphoria as the underdog Rams took a 19-17 lead into the fourth quarter.

And there was cold reality: Pittsburgh, a team with as much patience as talent, struck quickly and surely for two touchdowns in the fourth quarter and it was over. The 31-19 victory was the Steelers' fourth in the Super Bowl in only six seasons.

The signature image of Super Bowl XIV is of Steelers wide receiver John Stallworth at the Rams' 32, looking back over his head for a lofty Terry Bradshaw pass, catching it in stride just over the outstretched arms of Rams cornerback Rod Perry, and continuing into the end zone for a 73-yard touchdown.

The Steelers had taken the lead and then surrendered it in the third quarter. Bradshaw hit wide receiver Lynn Swann over the middle for a 47-yard score. The Rams came back with a 24-yard halfback pass from Lawrence McCutcheon to Ron Smith that made it 19-17 before Bradshaw-to-Stallworth put Pittsburgh ahead for good.

Los Angeles intercepted Bradshaw three times, but it was the Steelers' lone interception—by Jack Lambert—that punctuated the ending. With the score 24-19 and the Rams driving, Lambert intercepted a pass from quarterback Vince Ferragamo at the Pittsburgh 14.

For the second year in a row, Bradshaw was named the game's most valuable player after passing for 309 yards and 2 touchdowns.



Steelers' running back Franco Harris ran for two touchdowns, including the game's final score, as Pittsburgh recorded a 31-19 win over the Los Angeles Rams in Super Bowl XIV.

GAME SUMMARY

	1	2	3	4	F
Rams	7	6	6	0	19
STEELERS	3	7	7	14	31

TEAM	Q	PLAY	SCORE
PIT	1	Bahr 41 FG	3-0
LA	1	Bryant 1 run (Corral kick)	3-7
PIT	2	Harris 1 run (Bahr kick)	10-7
LA	2	Corral 31 FG	10-10
LA	2	Corral 45 FG	10-13
PIT	3	Swann 47 pass from Bradshaw (Bahr kick)	17-13
LA	3	Smith 24 pass from McCutcheon (kick failed)	17-19
PIT	4	Stallworth 73 pass from Bradshaw (Bahr kick)	24-19
PIT	4	Harris 1 run (Bahr kick)	31-19

INDIVIDUAL STATS

RUSH	LAR: Tyler 17-60; Bryant 6-30, 1 TD; McCutcheon 5-10; Ferragamo 1-7.
	PIT: Harris 20-46, 2 TD; Bleier 10-25; Bradshaw 3-9; Thornton 4-4.
	LAR: Ferragamo 25-15-1, 212; McCutcheon 1-1-0, 24, 1 TD.
	PIT: Bradshaw 21-14-3, 309, 2 TD.
	LAR: Waddy 3-75; Bryant 3-21; Tyler 3-20; Dennard 2-32; Nelson 2-20; Hill 1-28; Smith 1-24, 1 TD; McCutcheon 1-16.
PASS	PIT: Swann 5-79, 1 TD; Stallworth 3-121, 1 TD; Harris 3-66; Cunningham 2-21; Thornton 1-22.
REC	

TEAM STATS

	Rams	Steelers
First Downs	16 (6-9-1)	19 (8-10-1)
Third Downs	6-16 (38%)	9-14 (64%)
Total Net Yards	301	393
Plays-Avg.	59-5.1	58-6.8
Rushing Yards	107	84
Att.-Avg.	29-3.7	37-2.3
Passing Yards	194	309
Att.-Comp.-Int.	26-16-1	21-14-3
Punts-Avg.	5-44.0	2-42.5
Fumbles-Lost	0-0	0-0
Penalties-Yds.	2-26	6-65



Dallas 27
Pittsburgh 17



SUPER BOWL XXX (JAN. 28, 1996)

TEMPE—After producing 10 lopsided outcomes in its last 12 editions, the Super Bowl was due for some drama. Pittsburgh was up to the task and made a game of it, but the game turned on two interceptions by the game's Most Valuable Player, Dallas cornerback Larry Brown as the Steelers fell to the Cowboys, 27-17.

The first of Brown's interceptions came midway through the third quarter. No Steelers receiver was within 10 yards when Brown accepted Neil O'Donnell's misfired pass at the Cowboys' 38 and returned it 44 yards to the Steelers' 18. Troy Aikman's pass to Michael Irvin took Dallas to the one, and Emmitt Smith scored to give the Cowboys a 20-7 lead.

The Steelers made it 20-10 with Norm Johnson's 46-yard field goal, and then recovered an onside kick. They reduced the gap to 20-17 when Bam Morris scored from the one with 6:36 to play. With 4:15 left, Pittsburgh had the ball again at its 32 after forcing Dallas to punt.

Two plays later, Brown intercepted O'Donnell at the Steelers' 39 and returned it to the six. Smith scored from the four two plays later, and the Cowboys had locked up their record-tying fifth Super Bowl. The Steelers never led, and Dallas scored on its first three possessions—a three-yard pass from Aikman to tight end Jay Novacek and two field goals by Chris Boniol—for a 13-0 lead. Shortly before halftime, the Steelers made it 13-7 when O'Donnell threw a six-yard touchdown pass to Yancey Thigpen.

The statistical irony of the day was that O'Donnell entered the game as the NFL's career leader in fewest interceptions per pass attempt. On the game's final play, he was intercepted for the third time.



Pittsburgh's defense limited Dallas to just 56 rushing yards in their Super Bowl XXX matchup.

GAME SUMMARY					
		1	2	3	4 F
Cowboys		10	3	7	7 27
STEELERS		0	7	0	10 17
TEAM	Q	PLAY	DRIVE	SCORE	
DAL	1	Boniol 42 FG	7-47, 2:55	0-3	
DAL	1	Novacek 3 pass from Aikman (Boniol kick)	8-75, 4:35	0-10	
DAL	2	Boniol 35 FG	14-62, 8:44	0-13	
PIT	2	Thigpen 6 pass from O'Donnell	13-54, 3:39	7-13	
DAL	3	Smith 1 run (Boniol kick)	2-18, 0:36	7-20	
PIT	4	Johnson 46 FG	11-52, 4:13	10-20	
PIT	4	Morris 1 run (Johnson kick)	9-52, 4:44	17-20	
DAL	4	Smith 4 run (Boniol kick)	2-6, 0:18	17-27	

INDIVIDUAL STATS		TEAM STATS	
		Cowboys	Steelers
RUSH	DAL: Smith 18-49, 2 TD; Johnston 2-8; Williams 1-2; Aikman 4-(-3).	First Downs 15 (5-10-0)	25 (9-15-1)
	PIT: Morris 19-73, 1 TD; Pegram 6-15; Stewart 4-15; O'Donnell 1-0; Williams 1-0.	Third Downs 2-10 (20%)	9-19 (47%)
		Total Net Yards	254 310
		Plays-Avg.	50-5.1 84-3.7
		Rushing Yards	56 103
PASS	DAL: Aikman 23-15-0, 209, 1 TD.	Att.-Avg.	25-2.2 31-3.3
	PIT: O'Donnell 49-28-3, 239, 1 TD.	Passing Yards	198 207
		Att.-Comp.-Int.	23-15-0 49-28-3
		Punts-Avg.	5-38.2 4-44.8
		Fumbles-Lost	0-0 2-0
REC	DAL: Irvin 5-76; Novacek 5-50; Williams 2-29; Sanders 1-47; Johnston 1-4; Smith 1-3.	Penalties-Yds.	5-25 2-15
	PIT: Hastings 10-98; Mills 8-78; Thigpen 3-19, 1 TD; Morris 3-18; Holliday 2-19; Williams 2-7.		



Pittsburgh 21
Seattle 10



SUPER BOWL XL (FEB. 5, 2006)

DETROIT –Pittsburgh won its fifth Super Bowl title and its first in 26 years as it captured a 21-10 victory over the Seattle Seahawks at Ford Field. The Steelers’ fifth title matched the most in NFL history, tying the San Francisco 49ers and Dallas Cowboys.

Backed by predominantly a Pittsburgh crowd, the Steelers were led by Super Bowl MVP Hines Ward, who finished with a game-high 123 receiving yards on five catches (24.6 avg.) with one touchdown.

Pittsburgh struggled offensively in the first quarter as it did not gain a single first down, but found itself down only 3-0 after Seattle’s Josh Brown booted a 47-yard field goal with 22 seconds remaining in the opening period.

The Steelers’ offense came to life briefly on their first drive of the second quarter, including a 18-yard end-around run by Ward, but it was stalled as QB Ben Roethlisberger was picked off by the Seahawks’ S Michael Boulware.

However, Pittsburgh’s defense, which gave up just three points in both of its two previous games in the first half, continued to buckle down and halt any Seattle chances of extending its lead.

The Steelers finally got on the board late in the second quarter as Roethlisberger followed a block by RB Jerome Bettis and dove into the end zone for a one-yard touchdown run, giving Pittsburgh a 7-3 halftime lead. It was his second postseason rushing touchdown and the first-ever by a Steelers’ quarterback in a Super Bowl.

Pittsburgh came out of halftime and stretched its lead to 14-3 on the second play of the half as RB Willie Parker darted 75 yards for a score, just 22 seconds into the third quarter. The 75-yard run was the longest in Super Bowl history, surpassing L.A. Raider Marcus Allen’s 74-yard run against Washington in Super Bowl XVIII.

After a missed field goal by Brown on Seattle’s first drive of the second half, the Steelers appeared on the verge of breaking the game open as they drove down to the Seahawks’ seven-yard line on the ensuing drive. However, Roethlisberger threw an interception at the four-yard line to Kelly Herndon, which he returned 76 yards to the Pittsburgh 20. Three plays later Seattle scored on a 16-yard pass from QB Matt Hasselbeck to TE Jerramy Stephens to cut the lead to 14-10.

The Seahawks had an opportunity to take the lead early in the fourth quarter before Hasselbeck was picked off by CB Ike Taylor at the Steelers’ five-yard line. Taylor finished with a team-best seven tackles.

Pittsburgh all but sealed the game four plays later on a gadget play, which became a part of the Steelers’ arsenal throughout the season. WR Antwaan Randle El took a reverse handoff from Parker and threw a 43-yard strike to Ward, pushing the Pittsburgh lead to 21-10 with just under nine minutes remaining in the game. Randle El became the first wide receiver in Super Bowl history to throw for a touchdown.

The Steelers’ defense clamped down on the final two Seattle possessions while the offense milked the clock for over four minutes in the final minutes of the game to post the victory.



Pittsburgh’s Deshaea Townsend had one of three sacks in the Steelers’ 21-10 victory over the Seattle Seahawks in Super Bowl XL.

Roethlisberger became the youngest starting quarterback to win a Super Bowl and finished 9-of-21 for 123 yards. Parker finished with a team-high 93 yards on 10 carries, while Bettis added 43 yards on 14 rushes.

Pittsburgh’s defense racked up three sacks, including one each from CB Deshaea Townsend, LB Clark Haggans and NT Casey Hampton.

INDIVIDUAL STATS

SEA: Alexander 20-95; Hasselbeck 3-35; Strong 2-7.

RUSH

PIT: Parker 10-93, 1 TD; Bettis 14-43; Roethlisberger 7-25, 1 TD; Ward 1-18; Haynes 1-2.

PASS

SEA: Hasselbeck 49-26-1, 273, 1 TD.
PIT: Roethlisberger 21-9-2, 123, 0 TDs; Randle El 1-1-0, 43, 1 TD.

REC

SEA: Ingram 6-70; Jurevicius 5-93; Jackson 5-50; Stevens 3-25, 1 TD; Strong 2-15; Hannam 2-12; Alexander 2-2; Morris 1-6.
PIT: Ward 5-123, 1 TD; Randle El 3-22; Wilson 1-20; Parker 1-1.

TEAM STATS

	Seahawks	Steelers
1st Downs	20 (5-15-0)	14 (6-8-0)
3rd Downs	5-17 (29%)	8-15 (53%)
4th Downs	1-2 (50%)	0-0 (0%)
Total Net Yards	396	339
Plays-Avg.	77-5.1	56-6.1
Rushing Yards	137	181
Rush Att.-Avg.	25-5.5	33-5.5
Passing Yards	259	158
Sacks	1-8	3-14
Att.-Comp.-Int.	49-26-1	22-10-2
Punts-Avg.	6-50.2	6-48.7
Penalties	7-70	3-20
Fumbles-Lost	0-0	0-0
Time of Poss.	33:02	26:58

GAME SUMMARY

	1	2	3	4	F
Seahawks	3	0	7	0	10
STEELERS	0	7	7	7	21

TEAM	Q	TIME	PLAY	DRIVE	SCORE
SEA	1	0:22	Brown 47 FG	7-22; 3:39	0-3
PIT	2	1:55	Roethlisberger 1 run (Reed kick)	11-59; 6:20	7-3
PIT	3	14:38	Parker 75 run (Reed kick)	2-75; 0:22	14-3
SEA	3	6:45	Stevens 16 pass from Hasselbeck (Brown kick)	3-20; 0:53	14-10
PIT	4	8:56	Ward 43 pass from Randle El (Reed kick)	4-56; 1:50	21-10



Pittsburgh 27
Arizona 23



SUPER BOWL XLIII (FEB. 1, 2009)

TAMPA –Trailing by three points with only 2:30 left in the fourth quarter, QB Ben Roethlisberger led the Steelers on an eight-play, 78-yard scoring drive, punctuated by a six-yard touchdown pass to WR Santonio Holmes to clinch the Steelers' NFL record sixth Lombardi Trophy with a 27-23 victory over the Arizona Cardinals in Super Bowl XLIII.

Pittsburgh, which led most of the evening, struck first after Arizona deferred the opening kick. Roethlisberger and WR Hines Ward connected for a 38-yard gain on the Steelers' second play from scrimmage, setting up an eventual 18-yard field goal by K Jeff Reed to make it 3-0.

RB Gary Russell increased that lead to double digits, 10-0, when he plunged in from one-yard out early in the second quarter. Arizona quickly answered that score as QB Kurt Warner hit TE Ben Patrick in the back of the end zone on a one-yard scoring strike to cut the Pittsburgh lead to 10-7.

Arizona appeared as though they were going to take their first lead as the first half was set to expire, but LB James Harrison swung momentum back into Pittsburgh's favor by intercepting Warner at the goal-line, racing 100 yards behind several outstanding blocks by his teammates, and diving into the end zone with two Cardinals on his back for the longest play in Super Bowl history, and a 17-7 Steelers advantage at the half.

A 21-yard field goal by Reed capped a 16-play, 79-yard drive which took 8:39 off the third quarter clock, upping the Steelers' lead to 20-7.

Arizona got back onto the scoreboard midway through the fourth quarter as Warner tossed another one-yard score, this time to WR Larry Fitzgerald, cutting the Steelers' lead to 20-14. A costly holding penalty in the end zone against Steelers' C Justin Hartwig gave the Cardinals a safety, further decreasing the Steelers' advantage to 20-16.

On the second play following the ensuing free kick, Warner found Fitzgerald on a 64-yard scoring strike through the middle of the Steelers' defense to give Arizona its first lead of the night, 23-20.

Roethlisberger and the Steelers were down, but not out. Backed up to their own 12-yard line following a holding call, Roethlisberger promptly completed four-of-six passes, three to Holmes, including a 40-yarder that moved the ball to the Arizona six. On second-and-goal, Roethlisberger scrambled to his right and threaded a perfect pass through three defenders, where Holmes kept his toes in bounds for a six-yard touchdown reception and a 27-23 Steelers' lead with 42 seconds remaining.

Arizona had one more chance, but LB LaMarr Woodley sacked Warner, forcing a fumble recovered by DE Brett Keisel, and the Steelers had their second championship in four seasons.



WR Santonio Holmes catches the game-winning six-yard touchdown pass from QB Ben Roethlisberger to seal the Steelers' victory in Super Bowl XLIII.

Holmes was named the game's MVP after catching nine passes for 131 yards (14.6 avg.) and the game-winning touchdown reception. He caught four passes for 73 yards on the winning drive. Roethlisberger finished 21-of-30 for 256 yards with one touchdown and one interception for a passer rating of 93.2. TE Heath Miller caught five passes for 57 yards (11.4 avg.).

Defensively, Woodley recorded both Steelers' sacks, giving him two sacks in each of his four postseason games, an NFL record.

INDIVIDUAL STATS		TEAM STATS	
RUSH	PIT: Parker 19-53; Moore 1-6; Roethlisberger 4-2; Russell 2-(-3), 1 TD.		
	ARI: James 9-33; Warner 1-0; Hightower 1-0; Arrington 1-0.		
	PIT: Roethlisberger 30-21-1, 256, 1 TD.		
	ARI: Warner 43-31-1, 377, 3 TD.		
	PIT: Holmes 9-131, 1 TD; Miller 5-57; Ward 2-43; Washington 1-11; Davis 1-6; Spaeth 1-6; Moore 1-4; Parker 1-(-2).		
PASS	ARI: Boldin 8-84; Fitzgerald 7-127, 2 TD; Breaston 6-71; James 4-28; Arrington 2-35; Hightower 2-13; Urban 1-18; Patrick 1-1, 1 TD.		
		Steelers	Cardinals
		20 (4-12-4)	23 (2-20-1)
		4-10 (40%)	3-8 (38%)
		0-0 (0%)	0-0 (0%)
REC		292	407
		58-5.0	57-7.1
		58	33
		26-2.2	12-2.8
		234	374
		2-3	2-22
		30-21-1	43-31-1
		3-46.3	5-36.0
		7-56	11-106
		0-0	2-1
		33:01	26:59

GAME SUMMARY

	1	2	3	4	F
STEELERS	3	14	3	7	27
Cardinals	0	7	0	16	23

TEAM	Q	TIME	PLAY	DRIVE	SCORE
PIT	1	9:45	Reed 18 FG	9-71; 5:15	3-0
PIT	2	14:01	Russell 1 run (Reed kick)	11-69; 7:12	10-0
ARI	2	8:34	Patrick 1 pass from Warner (Rackers kick)	9-83; 5:27	10-7
PIT	2	0:00	Harrison 100 interception return (Reed kick)	--; --	17-7
PIT	3	2:11	Reed 21 FG	16-79; 8:39	20-7
ARI	4	7:33	Fitzgerald 1 pass from Warner (Rackers kick)8-87; 3:57	20-14	
ARI	4	2:58	Safety (Hartwig Holding in End Zone)	--; --	20-16
ARI	4	2:37	Fitzgerald 64 pass from Warner (Rackers kick)2-64; 0:21	20-23	
PIT	4	0:35	Holmes 6 pass from Roethlisberger (Reed kick)8-78; 2:02	27-23	



Green Bay 31
Pittsburgh 25



SUPER BOWL XLV (FEB. 6, 2011)

ARLINGTON –The Steelers could not overcome an early 18-point deficit and fell short in their quest for their seventh Super Bowl victory, losing to the Green Bay Packers 31-25 in Super Bowl XLV.

The Packers struck first when QB Aaron Rodgers found WR Jordy Nelson for a 29-yard touchdown pass late in the first quarter to give Green Bay the 7-0 lead. Only 24 seconds later, Steelers' QB Ben Roethlisberger was picked off by S Nick Collins, who returned it 37 yards for a touchdown to give the Packers a 14-0 lead at the end of the first quarter.

The Steelers got on the board early in the second quarter when K Shaun Suisham connected from 33 yards to cut the Packers' lead to 14-3. On the Steelers' next possession, Roethlisberger was picked off again. On the Packers' ensuing drive, Rodgers found WR Greg Jennings for a 21-yard touchdown to put Green Bay ahead 21-3.

The Steelers though would cut the lead to 21-10 when WR Hines Ward caught an eight-yard touchdown pass from Roethlisberger late in the first half. Ward finished the game with seven catches for 78 yards and one touchdown.

Pittsburgh cut the lead to 21-17 in the third quarter when RB Rashard Mendenhall scored from eight yards. Mendenhall finished with a game-high 63 yards rushing and one touchdown.

The Steelers' defense forced the Packers to punt on every third-quarter possession, and the offense looked to take the lead. However, on the first play of the fourth quarter, Mendenhall fumbled, the Packers marched down the field, and Rodgers found Jennings again, this time for an eight-yard score, increasing their lead to 28-17.

The Steelers, however, responded on their ensuing possession as Roethlisberger found WR Mike Wallace for a 25-yard touchdown pass, and with a two-point conversion, the Steelers were only down 28-25.

On the Packers' next drive, K Mason Crosby connected from 23 yards out to give Green Bay a six-point lead. The Steelers still had time, taking over with two minutes left in the game, but they failed to convert a fourth-and-five from their own 33-yard line.



WR Mike Wallace caught nine passes for 89 yards, including a 25-yard TD pass, in Super Bowl XLV.

GAME SUMMARY

	1	2	3	4	F
STEELERS	0	10	7	8	25
Packers	14	7	0	10	31

TEAM	Q	TIME	PLAY	DRIVE	SCORE
GB	1	3:44	Nelson 29 pass from Rodgers (Crosby kick)	9-80; 4:33	0-7
GB	1	3:20	Collins 37 interception return (Crosby kick)	--; --	0-14
PIT	2	11:08	Suisham 33 FG	13-49; 7:12	3-14
GB	2	2:24	Jennings 21 pass from Rodgers (Crosby kick)	4-53; 2:04	3-21
PIT	2	0:39	Ward 8 pass from Roethlisberger (Suisham kick)	7-77; 1:45	10-21
PIT	3	10:19	Mendenhall 8 run (Suisham kick)	5-50; 2:20	17-21
GB	4	11:57	Jennings 8 pass from Rodgers (Crosby kick)	8-55; 2:53	17-28
PIT	4	7:34	Wallace 25 pass from Roethlisberger (Suisham kick)	7-66; 4:23	25-28
GB	4	2:07	Crosby 23 FG	10-70; 5:27	25-31

INDIVIDUAL STATS

PIT: Mendenhall 14-63, 1 TD; Roethlisberger 4-31; Redman 2-19; Moore 3-13.
GB: Starks 11-52; Rodgers 2-(-1).

RUSH

PIT: Roethlisberger 40-25-2, 263, 2 TD.
GB: Rodgers 39-24-0, 304, 3 TD.

PASS

PIT: Wallace 9-89, 1 TD; Ward 7-78, 1 TD; Randle El 2-50; Sanders 2-17; Miller 2-12; Spaeth 1-9; Mendenhall 1-7; Brown 1-1.
GB: Nelson 9-140, 1 TD; Jones 5-50; Jennings 4-64, 2 TD; Driver 2-28; Jackson 1-14; Quarless 1-5; Hall 1-2; Crabtree 1-1.

REC

TEAM STATS

	Steelers	Cardinals
1st Downs	19 (8-11-0)	15 (4-11-0)
3rd Downs	7-13 (54%)	6-13 (46%)
4th Downs	0-1 (0%)	0-0 (0%)
Total Net Yards	387	338
Plays-Avg.	64-6.0	55-6.1
Rushing Yards	126	50
Rush Att.-Avg.	23-5.5	13-3.8
Passing Yards	261	288
Sacks	40-25-2	39-24-0
Att.-Comp.-Int.	3-16	1-2
Punts-Avg.	3-51.0	6-40.5
Penalties	6-55	7-67
Fumbles-Lost	1-1	1-0
Time of Poss.	33:25	26:35

POSTSEASON EXPERIENCE AS STEELERS (33)		
Games	Player(s)	Name
8	1	K Chris Boswell
7	1	DE Cameron Heyward
3	2	CB Cameron Sutton
		LB T.J. Watt
2	12	DE Tyson Alualu
		FB Derek Watt
		DL Chris Wormley
		C J.C. Hassenauer
		LB Marcus Allen
		LB Robert Spillane
		T Chukwuma Okorafor
		S Minkah Fitzpatrick
		S Terrell Edmunds
		WR Dontae Johnson
		RB Benny Snell Jr.
		LB Alex Highsmith
1	17	T Dan Moore Jr.
		G John Legue
		TE Pat Freiermuth
		RB Najee Harris
		G Kevin Dotson
		LB Devin Bush
		CB Ahkello Witherspoon
		P Pressley Harvin III
		DB Tre Norwood
		S Miles Killebrew
		DB Arthur Maulet
		LS Christian Kuntz
		DT Montravius Adams Sr.
		TE Zach Gentry
		DL Isaiahh Loudermilk
		CB James Pierre
		DT Carlos Davis
POSTSEASON EXPERIENCE ON OTHER NFL TEAMS (18)		
Games	Player(s)	Name
5	1	CB Levi Wallace (Buffalo)
3	8	QB Mitch Trubisky (Chicago)
		WR Miles Boykin (Baltimore)
		S Damontae Kazee (Atlanta, Dallas)
		LB Myles Jack (Jacksonville)
		DL Chris Wormley (Baltimore)
		CB Ahkello Witherspoon (San Francisco)
		DT Larry Ogunjobi (Cleveland, Cincinnati)
		S Karl Joseph (Las Vegas, Cleveland)
2	5	DT Montravius Adams Sr. (Green Bay)
		FB Derek Watt (L.A. Chargers)
		CB Arthur Maulet (New Orleans)
		OL Trent Scott (L.A. Chargers)
		WR Anthony Miller (Chicago)
1	4	S Miles Killebrew (Detroit)
		G James Daniels (Chicago)
		WR Steven Sims (Washington)
		WR Gunner Olszewski (New England)

NO POSTSEASON EXPERIENCE (18)		
WR Calvin Austin III, LB Tae Crowder, OL Jesse Davis, C Kendrick Green, TE/FB Connor Heyward, CB William Jackson III, LB Jamir Jones, DL DeMarvin Leal, DL Jonathan Marshall, RB Anthony McFarland Jr., WR George Pickens, QB Kenny Pickett, LB Malik Reed, S Elijah Riley, LB Mark Robinson, QB Mason Rudolph, RB Jaylen Warren, WR Cody White		
SUPER BOWL EXPERIENCE (1)		
Games	Player(s)	Name
1	1	Ahkello Witherspoon (San Francisco)
PLAYOFF BERTHS SINCE 1970 AFL-NFL MERGER		
Rank	Berths	Team
1.	32	Pittsburgh Steelers
2.	31	Dallas Cowboys
3.	29	Minnesota Vikings
4.	27	New England Patriots
	27	San Francisco 49ers
6.	25	Philadelphia Eagles
7.	24	Indianapolis Colts
	24	Miami Dolphins
	24	Green Bay Packers
10.	23	L.A. Rams
DIVISION TITLES SINCE 1970 AFL-NFL MERGER		
Rank	Titles	Team
1.	24	Pittsburgh Steelers
2.	21	Dallas Cowboys
	21	New England Patriots
	21	San Francisco 49ers
5.	19	Minnesota Vikings
6.	16	Green Bay Packers
7.	15	Denver Broncos
	15	Indianapolis Colts
9.	14	L.A. Rams
10.	13	Miami Dolphins
	13	Kansas City Chiefs
POSTSEASON WINS SINCE 1970 AFL-NFL MERGER		
Rank	Wins	Team
1.	36	Pittsburgh Steelers
	36	New England Patriots
3.	34	Dallas Cowboys
	34	San Francisco 49ers
5.	24	Green Bay Packers
6.	23	L.A. Rams
	23	Denver Broncos
8.	22	Las Vegas Raiders
9.	20	Washington Commanders
	20	Miami Dolphins
	20	N.Y. Giants

STEELERS IN THE POSTSEASON (36-27)								
Year	Record	Game	Date	Opponent	Attendance	Steelers	Opponent	Result
1947	8-4	Eastern Division Playoff	12/21/47	Philadelphia	35,729	0	21	L
1962	9-5	Playoff Bowl	01/06/63	Detroit	36,284	10	17	L
1972*	11-3	AFC Divisional Playoff	12/23/72	Oakland	50,327	13	7	W
		AFC Championship	12/31/72	Miami	50,845	17	21	L
1973	10-4	AFC Divisional Playoff	12/22/73	at Oakland	52,646	14	33	L
1974*+	10-3-1	AFC Divisional Playoff	12/22/74	Buffalo	49,841	32	14	W
		AFC Championship	12/29/74	at Oakland	53,800	24	13	W
		Super Bowl IX	01/12/75	Minnesota	80,997	16	6	W
1975*+	12-2	AFC Divisional Playoff	12/27/75	Baltimore	49,557	28	10	W
		AFC Championship	01/04/76	Oakland	50,609	16	10	W
		Super Bowl X	01/18/76	Dallas	80,187	21	17	W
1976*	10-4	AFC Divisional Playoff	12/19/76	at Baltimore	59,296	40	14	W
		AFC Championship	12/26/76	at Oakland	53,821	7	24	L
1977*	9-5	AFC Divisional Playoff	12/24/77	at Denver	75,059	21	34	L
1978*+	14-2	AFC Divisional Playoff	12/30/78	Denver	50,230	33	10	W
		AFC Championship	01/07/79	Houston	50,725	34	5	W
		Super Bowl XIII	01/21/79	Dallas	79,484	35	31	W
1979*+	12-4	AFC Divisional Playoff	12/30/79	Miami	50,214	34	14	W
		AFC Championship	01/06/80	Houston	50,475	27	13	W
		Super Bowl XIV	01/20/80	L.A. Rams	103,985	31	19	W
1982	6-3	AFC Wild Card	01/09/83	San Diego	53,546	28	31	L
1983*	10-6	AFC Divisional Playoff	01/01/84	at L.A. Raiders	90,380	10	38	L
1984*	9-7	AFC Divisional Playoff	12/30/84	at Denver	74,981	24	17	W
		AFC Championship	01/06/85	at Miami	76,029	28	45	L
1989	9-7	AFC Wild Card Game	12/31/89	at Houston	58,306	26	23	W, OT
		AFC Divisional Playoff	01/07/90	at Denver	75,868	23	24	L
1992*	11-5	AFC Divisional Playoff	01/09/93	Buffalo	60,407	3	24	L
1993	9-7	AFC Wild Card Game	01/08/94	at Kansas City	75,868	24	27	L, OT
1994*	12-4	AFC Divisional Playoff	01/07/95	Cleveland	58,185	29	9	W
		AFC Championship	01/15/95	San Diego	61,545	13	17	L
1995*+	11-5	AFC Divisional Playoff	01/06/96	Buffalo	50,072	40	21	W
		AFC Championship	01/14/96	Indianapolis	61,062	20	16	W
		Super Bowl XXX	01/28/96	Dallas	76,347	17	27	L
1996*	10-6	AFC Wild Card Game	12/29/96	Indianapolis	58,078	42	14	W
		AFC Divisional Playoff	01/05/97	at New England	60,188	3	28	L
1997*	11-5	AFC Divisional Playoff	01/03/98	New England	61,228	7	6	W
		AFC Championship	01/11/98	Denver	61,382	21	24	L
2001*	13-3	AFC Divisional Playoff	01/20/02	Baltimore	63,976	27	10	W
		AFC Championship	01/27/02	New England	64,704	17	24	L
2002#	10-5-1	AFC Wild Card Game	01/05/03	Cleveland	62,595	36	33	W
		AFC Divisional Playoff	01/11/03	at Tennessee	68,809	31	34	L, OT
2004#	15-1	AFC Divisional Playoff	01/15/05	N.Y. Jets	64,915	20	17	W, OT
		AFC Championship	01/23/05	New England	65,242	27	41	L
2005+	11-5	AFC Wild Card Game	01/08/06	at Cincinnati	65,870	31	17	W
		AFC Divisional Playoff	01/15/06	at Indianapolis	57,449	21	18	W
		AFC Championship Game	01/22/06	at Denver	76,174	34	17	W
		Super Bowl XL	02/05/06	Seattle	68,206	21	10	W
2007#	10-6	AFC Wild Card Game	01/05/08	Jacksonville	63,629	29	31	L
2008#+	12-4	AFC Divisional Playoff	01/11/09	San Diego	63,899	35	24	W
		AFC Championship Game	01/18/09	Baltimore	65,350	23	14	W
		Super Bowl XLIII	02/01/09	Arizona	70,774	27	23	W
2010#	12-4	AFC Divisional Playoff	1/15/11	Baltimore	64,879	31	24	
		AFC Championship Game	1/23/11	New York Jets	66,662	24	19	
		Super Bowl XLV	2/6/11	Green Bay	103,219	25	31	
2011	12-4	AFC Wild Card Game	1/8/12	at Denver	75,970	23	29	L, OT
2014#	11-5	AFC Wild Card Game	1/3/15	Baltimore	62,780	17	30	

MOST GAMES		
Rank	No.	Name
1.	23	Ben Roethlisberger (2004-21)
2.	19	Mel Blount (1972-83)
	19	Terry Bradshaw (1972-82)
	19	Franco Harris (1972-83)
5.	18	Larry Brown (1972-83)
	18	Hines Ward (2001-11)
	18	James Harrison (2002, 2004-12, 2014-16)
MOST POINTS (CAREER)		
Rank	No.	Name
1.	102	Franco Harris (1972-83)
2.	85	Jeff Reed (2003-10)
3.	81	Roy Gerela (1972-78)
4.	72	John Stallworth (1974-84)
5.	68	Gary Anderson (1982-94)
MOST POINTS (GAME)		
Rank	No.	Name
1.	18	Chris Boswell (1-15-17 at Kansas City)
2.	16	Norm Johnson (1-6-96 vs. Buffalo)
3.	14	Gary Anderson (12-31-89 at Houston)
MOST TOUCHDOWNS (CAREER)		
Rank	No.	Name
1.	17	Franco Harris (1972-83)
2.	12	John Stallworth (1974-84)
3.	10	Hines Ward (2001-11)
4.	9	Lynn Swann (1974-82)
	9	Jerome Bettis (1996-05)
MOST TOUCHDOWNS (GAME)		
Rank	No.	Name
1.	3	Franco Harris (12-22-74 vs. Buffalo)
2.	2	21 times, last by Chase Claypool (1-10-21 vs. Cleveland)
MOST FIELD GOALS (CAREER)		
Rank	No.	Name
1.	16	Jeff Reed (2003-10)
	16	Chris Boswell (2015-21)
3.	15	Roy Gerela (1972-78)
	15	Gary Anderson (1982-94)
MOST FIELD GOALS (GAME)		
Rank	No.	Name
1.	*6	Chris Boswell (1-15-17 at Kansas City)
2.	4	Chris Boswell (1-9-16 at Cincinnati)
	4	Norm Johnson (1-6-1996 vs. Buffalo)
	4	Gary Anderson (12/31/1989 at Houston)
MOST CONSECUTIVE FIELD GOALS (CAREER)		
Rank	No.	Name
1.	16	Chris Boswell (1-9-16 at Cincinnati // 1-10-21 vs. Cleveland)

LONGEST FIELD GOAL		
Rank	No.	Name
1.	50	Gary Anderson (12-31-89 at Houston)
	50	Norm Johnson (12-29-96 vs. Indianapolis)
3.	49	Chris Boswell (1-10-21 vs. Cleveland)
4.	48	Gary Anderson (12-31-89 at Houston)
5.	47	Jeff Reed (1-22-06 at Denver)
	47	Shaun Suisham (1-3-15 vs. Baltimore)
	47	Chris Boswell (1-17-16 at Denver)
8.	46	Norm Johnson (1-28-96 vs. Dallas)
	46	Kris Brown (1-20-02 vs. Baltimore)
	46	Jeff Reed (1-18-09 vs. Baltimore)
MOST FIELD GOAL ATTEMPTS (CAREER)		
Rank	No.	Name
1.	26	Roy Gerela (1972-78)
2.	19	Gary Anderson (1982-94)
3.	18	Jeff Reed (2002-10)
4.	16	Chris Boswell (2015-21)
MOST FIELD GOAL ATTEMPTS (GAME)		
Rank	No.	Name
1.	6	Chris Boswell (1-15-17 at Kansas City)
2.	4	7 times, last time by Chris Boswell (1-9-16 at Cincinnati)
9.	3	10 times, last time by Chris Boswell (1-17-16 at Denver)
MOST EXTRA POINTS MADE (CAREER)		
Rank	No.	Name
1.	37	Jeff Reed (2003-10)
2.	36	Roy Gerela (1972-78)
MOST EXTRA POINTS MADE (GAME)		
Rank	No.	Name
1.	6	Chris Boswell (1-14-18 vs. Jacksonville)
2.	5	Roy Gerela (1-21-79 vs. Dallas)
	5	Jeff Reed (1-11-09 vs. San Diego)
4.	4	11 times, last time by Shaun Suisham (1-15-11 vs. Baltimore)
MOST EXTRA POINTS ATTEMPTED (CAREER)		
Rank	No.	Name
1.	42	Roy Gerela (1971-78)
2.	37	Jeff Reed (2002-2010)
3.	33	Gary Anderson (1982-94)
MOST EXTRA POINTS ATTEMPTED (GAME)		
Rank	No.	Name
1.	6	Chris Boswell (1-14-18 vs. Jacksonville)
2.	5	Roy Gerela (1-21-79 vs. Dallas)
	5	Matt Bahr (12-30-79 vs. Miami)
	5	Jeff Reed (1-11-09 vs. San Diego)
5.	4	14 times, last time by Chris Boswell (1-8-17 vs. Miami)
MOST RUSHING YARDS (CAREER)		
Rank	No.	Name
1.	1,556	Franco Harris (1972-83)
2.	674	Jerome Bettis (1996-05)
3.	480	Rocky Bleier (1972-79)
4.	471	Willie Parker (2005-08)
5.	424	Le'Veon Bell (2016-17)

MOST RUSHING YARDS (GAME)		
Rank	No.	Name
1.	170	Le'Veon Bell (1-15-17 at Kansas City)
2.	167	Le'Veon Bell (1-8-17 vs. Miami)
3.	158	Franco Harris (1-12-75 vs. Minnesota)
4.	153	Franco Harris (12-27-75 vs. Baltimore)
5.	146	Willie Parker (1-11-09 vs. San Diego)
6.	133	Barry Foster (1-7-95 vs. Cleveland)
7.	132	Franco Harris (12-19-76 at Baltimore)
8.	121	Rashard Mendenhall (1-23-11 vs. N.Y. Jets)
	121	Isaac Redman (1-8-12 at Denver)
10.	120	Merril Hoge (1-7-90 at Denver)

MOST RUSHING ATTEMPTS (CAREER)		
Rank	No.	Name
1.	400	Franco Harris (1972-83)
2.	199	Jerome Bettis (1996-05)
3.	141	Rocky Bleier (1972-79)
4.	127	Willie Parker (2005-08)
5.	81	Le'Veon Bell (2016-17)

MOST RUSHING ATTEMPTS (GAME)		
Rank	No.	Name
1.	34	Franco Harris (1-12-75 vs. Minnesota)
2.	30	Le'Veon Bell (1-15-17 at Kansas City)
3.	29	Le'Veon Bell (1-8-17 vs. Miami)
	29	Franco Harris (12-29-74 at Oakland)
5.	28	Franco Harris (12-24-77 at Denver)
6.	27	Willie Parker (1/11/09 vs. San Diego)
	27	Franco Harris (12/27/75 vs. Baltimore)
	27	Franco Harris (1/18/76 vs. Dallas)
	27	Franco Harris (1/4/76 vs. Oakland)
	27	Rashard Mendenhall (1/23/11 vs. N.Y. Jets)
	27	Jerome Bettis (1/15/05 vs. N.Y. Jets)

MOST RUSHING TOUCHDOWNS (CAREER)		
Rank	No.	Name
1.	16	Franco Harris (1972-83)
2.	9	Jerome Bettis (1996-05)
3.	4	Rocky Bleier (1972-79)
	4	Bam Morris (1994-95)
	4	Kordell Stewart (1995-2001)
	4	Amos Zereoue (2001-02)
	4	Rashard Mendenhall (2010)

MOST RUSHING TOUCHDOWNS (GAME)		
Rank	No.	Name
1.	3	Franco Harris (12-22-74 vs. Buffalo)
2.	2	13 times, last time by Le'Veon Bell (1-8-17 vs. Miami)

HIGHEST AVG. PER RUSH (CAREER) - MIN. 20 ATT.		
Rank	No.	Name
1.	7.13	Isaac Redman (2010-2011)
2.	6.33	Merril Hoge (1989-93)
3.	5.27	Terry Bradshaw (1972-82)
4.	5.23	Le'Veon Bell (2016-17)
5.	5.22	Kordell Stewart (1995-2001)
6.	5.13	Frank Pollard (1982-84)
7.	4.71	Walter Abercrombie (1982-84, 1988)
8.	4.44	Barry Foster (1992, 1994)
9.	4.33	Tim Worley (1989)
10.	4.00	Reggie Harrison (1974-77)

LONGEST RUNS FROM SCRIMMAGE		
Rank	No.	Name
1.	75	Willie Parker (2-5-06 vs. Seattle)
2.	50	Franco Harris (12-19-76 at Baltimore)
3.	49	Merril Hoge (12-31-89 at Houston)
4.	45	Merril Hoge (1-7-90 at Denver)
5.	44	Martavis Bryant (1-9-16 at Cincinnati)
6.	40	Martavis Bryant (1-17-16 at Denver)
	40	Kordell Stewart (1-3-98 vs. New England)
8.	38	Le'Veon Bell (1-15-17 at Kansas City)
9.	36	Amos Zereoue (1-5-03 vs. Cleveland)
10.	35	Rashard Mendenhall (1-3-11 vs. N.Y. Jets)

MOST YARDS PASSING (CAREER)		
Rank	No.	Name
1.	5,972	Ben Roethlisberger (2004-21)
2.	3,833	Terry Bradshaw (1972-82)
3.	1,690	Neil O'Donnell (1992-95)
4.	744	Kordell Stewart (1995-97, 2001)
5.	633	Tommy Maddox (2002)

MOST YARDS PASSING (GAME)		
Rank	No.	Name
1.	501	Ben Roethlisberger (1-10-21 vs. Cleveland)
2.	469	Ben Roethlisberger (1-14-18 vs. Jacksonville)
3.	367	Tommy Maddox (1-5-03 vs. Cleveland)
4.	349	Neil O'Donnell (1-15-95 vs. San Diego)
5.	339	Ben Roethlisberger (1-17-16 at Denver)
6.	337	Ben Roethlisberger (1-5-08 vs. Jacksonville)
7.	334	Ben Roethlisberger (1-3-15 vs. Baltimore)
8.	325	Terry Bradshaw (1-9-83 vs. San Diego)
9.	318	Terry Bradshaw (1-21-79 vs. Dallas)
10.	314	Ben Roethlisberger (1-22-17 at New England)

MOST PASSING ATTEMPTS (CAREER)		
Rank	No.	Name
1.	788	Ben Roethlisberger (2004-21)
2.	456	Terry Bradshaw (1972-82)
3.	273	Neil O'Donnell (1992-95)
4.	142	Kordell Stewart (1995-2001)
5.	89	Tommy Maddox (2002)

MOST PASSING ATTEMPTS (GAME)		
Rank	No.	Name
1.	68	Ben Roethlisberger (1-10-21 vs. Cleveland)
2.	58	Ben Roethlisberger (1-14-18 vs. Jacksonville)
3.	54	Neil O'Donnell (1-15-95 vs. San Diego)
4.	49	Neil O'Donnell (1-28-96 vs. Dallas)
5.	48	Tommy Maddox (1-5-03 vs. Cleveland)
6.	47	Ben Roethlisberger (1-22-17 at New England)
7.	45	Ben Roethlisberger (1-3-15 vs. Baltimore)
8.	44	Ben Roethlisberger (1-16-22 at Kansas City)
9.	42	Ben Roethlisberger (1-5-08 vs. Jacksonville)
	42	Kordell Stewart (1-27-02 vs. New England)
	42	Neil O'Donnell (1-8-94 at Kansas City)

MOST PASSES COMPLETED (CAREER)		
Rank	No.	Name
1.	498	Ben Roethlisberger (2004-21)
2.	261	Terry Bradshaw (1972-82)
3.	158	Neil O'Donnell (1992-95)
4.	69	Kordell Stewart (1995-2001)
5.	51	Tommy Maddox (2002)

MOST PASSES COMPLETED (GAME)

Rank	No.	Name
1.	47	Ben Roethlisberger (1-10-21 vs. Cleveland)
2.	37	Ben Roethlisberger (1-14-18 vs. Jacksonville)
3.	32	Neil O'Donnell (1-15-95 vs. San Diego)
4.	31	Ben Roethlisberger (1-22-17 at New England)
	31	Ben Roethlisberger (1-3-14 vs. Baltimore)
6.	30	Tommy Maddox (1-5-03 vs. Cleveland)
7.	29	Ben Roethlisberger (1-16-22 at Kansas City)
	29	Ben Roethlisberger (1-5-08 vs. Jacksonville)
9.	28	Neil O'Donnell (1-28-96 vs. Dallas)
	28	Terry Bradshaw (1-9-83 vs. Dan Diego)

MOST CONSECUTIVE COMPLETIONS

Rank	No.	Name
1.	14	Ben Roethlisberger (1-14-18 vs. Jacksonville)
	14	Terry Bradshaw (1-9-83 vs. San Diego)
3.	13	Ben Roethlisberger (1-22-17 at New England)

LONGEST PASS COMPLETIONS

Rank	No.	Name
1.	76t	Terry Bradshaw to Frank Lewis (12-19-76 at Baltimore)
2.	75t	Terry Bradshaw to John Stallworth (1-21-79 vs. Dallas)
3.	73t	Terry Bradshaw to John Stallworth (1-20-80 vs. L.A. Rams)
4.	65t	Ben Roethlisberger to Antonio Holmes (1-18-09 vs. Baltimore)
	65t	Mark Malone to John Stallworth (1-6-85 at Miami)
6.	64t	Terry Bradshaw to Lynn Swann (1-18-76 vs. Dallas)
7.	62t	Ben Roethlisberger to Antonio Brown (1-8-17 vs. Miami)
8.	60	Terry Bradshaw to Franco Harris (12-23-72 vs Oakland)
9.	58	Clif Stout to John Stallworth (1-20-80 at L.A. Raiders)
10.	47	Terry Bradshaw to Lynn Swann (1-20-80 vs. L.A. Rams)

HIGHEST COMPLETION PCT. (CAREER) - MIN. 50 ATT.

Rank	No.	Name
1.	63.2%	Ben Roethlisberger (498-788, 2004-21)
2.	58.0%	Mike Tomczak (29-50, 1994-97)
3.	57.9%	Neil O'Donnell (133-232, 1992-95)
4.	57.3%	Tommy Maddox (51-89, 2002)
5.	57.2%	Terry Bradshaw (261-456, 1972-82)

HIGHEST COMPLETION PCT. (GAME) - MIN. 15 ATT.

Rank	No.	Name
1.	77.8%	Terry Bradshaw (14-18, 12-19-76 at Baltimore)
2.	73.7%	Ben Roethlisberger (14-19, 1-8-06 at Cincinnati)
3.	72.4%	Ben Roethlisberger (21-29, 1-22-06 at Denver)
4.	72.2%	Ben Roethlisberger (13-18, 1-8-17 vs. Miami)
5.	71.8%	Terry Bradshaw (28-39, 1-9-83 vs. San Diego)
6.	70.0%	Ben Roethlisberger (21-30, 2-1-09 vs. Arizona)
7.	69.6%	Neil O'Donnell (16-23, 1-7-95 vs. Cleveland)
8.	69.1%	Ben Roethlisberger (1-10-21 vs. Cleveland)
9.	69.0%	Ben Roethlisberger (29-42, 1-5-08 vs. Jacksonville)
10.	68.9%	Ben Roethlisberger (31-45, 1-3-15 vs. Baltimore)

MOST TOUCHDOWN PASSES (CAREER)

Rank	No.	Name
1.	36	Ben Roethlisberger (2004-21)
2.	30	Terry Bradshaw (1972-82)
3.	9	Neil O'Donnell (1992-95)
4.	5	Tommy Maddox (2002)
5.	4	Mark Malone (1983-84)

MOST TOUCHDOWN PASSES (GAME)

Rank	No.	Name
1.	5	Ben Roethlisberger (1-14-18 vs. Jacksonville)
2.	4	Ben Roethlisberger (1-10-21 vs. Cleveland)
	4	Terry Bradshaw (1-21-79 vs. Dallas)
4.	3	Terry Bradshaw (12-19-76 at Baltimore)
	3	Mark Malone (1-6-85 at Miami)
	3	Neil O'Donnell (1-8-94 at Kansas City)
	3	Tommy Maddox (1-5-03 vs. Cleveland)
	3	Ben Roethlisberger (1-8-06 at Cincinnati)

MOST PASSES INTERCEPTED (CAREER)

Rank	No.	Name
1.	28	Ben Roethlisberger (2004-21)
2.	26	Terry Bradshaw (1972-82)
3.	8	Kordell Stewart (1995-2001)
	8	Neil O'Donnell (1992-95)
5.	4	Mike Tomczak (1994, 1996-97)

MOST PASSES INTERCEPTED (GAME)

Rank	No.	Name
1.	4	Ben Roethlisberger (1-10-21 vs. Cleveland)
2.	3	10 times, last time by Ben Roethlisberger (1-5-08 vs. Jacksonville)

MOST RECEPTIONS (CAREER)

Rank	No.	Name
1.	88	Hines Ward (2001-11)
2.	57	John Stallworth (1974-84)
3.	51	Antonio Brown (2010-17)
	51	Franco Harris (1972-83)
5.	49	Heath Miller (2005-15)
6.	48	Lynn Swann (1974-82)
7.	43	Ernie Mills (1992-96)
8.	31	Andre Hastings (1993-96)
9.	27	Antwaan Randle El (2002, 2004-05, 2010)
10.	26	Yancey Thigpen (1992-97)

MOST RECEPTIONS (GAME)

Rank	No.	Name
1.	13	Julu Smith-Schuster (1-10-21 vs. Cleveland)
2.	11	Diontae Johnson (1-10-21 vs. Cleveland)
	11	Franco Harris (1-9-83 vs. San Diego)
	11	Hines Ward (1-5-03 vs. Cleveland)
5.	10	Vance McDonald (1-14-18 vs. Jacksonville)
	10	John Stallworth (12-30-78 vs. Denver)
	10	Andre Hastings (1-28-96 vs. Dallas)
	10	Hines Ward (1-15-05 vs. N.Y. Jets)
	10	Hines Ward (1-5-08 vs. Jacksonville)
10.	9	Le'Veon Bell (1-14-18 vs. Jacksonville)
	9	Santonio Holmes (2-1-09 vs. Arizona)
	9	Mike Wallace (2-6-11 vs. Green Bay)
	9	Antonio Brown (1-3-15 vs. Baltimore)
	9	Martavis Bryant (1-17-16 at Denver)

MOST YARDS RECEIVING (CAREER)		
Rank	No.	Name
1.	1,181	Hines Ward (2001-11)
2.	1,054	John Stallworth (1974-84)
3.	907	Lynn Swann (1974-82)
4.	837	Antonio Brown (2010-17)
5.	587	Heath Miller (2005-15)
	587	Ernie Mills (1992-96)
7.	504	Franco Harris (1972-83)
8.	378	Plaxico Burress (2001-04)
9.	365	Antwaan Randle El (2002, 2004-05, 2010)
10.	352	Yancey Thigpen (1992-97)
MOST YARDS RECEIVING (GAME)		
Rank	No.	Name
1.	161	Lynn Swann (1-18-76 vs. Dallas)
2.	157	JuJu Smith-Schuster (1-10-21 vs. Cleveland)
3.	156	John Stallworth (12-30-78 vs. Denver)
4.	154	Martavis Bryant (1-17-16 at Denver)
5.	135	Hines Ward (1-5-08 vs. Jacksonville)
6.	132	Antonio Brown (1-14-18 vs. Jacksonville)
7.	131	Santonio Holmes (2-1-09 vs. Arizona)
8.	124	Antonio Brown (1-8-17 vs. Miami)
	124	Lynn Swann (1-21-79 vs. Dallas)
10.	123	Hines Ward (2-5-06 vs. Seattle)
MOST TOUCHDOWNS RECEIVING (CAREER)		
Rank	No.	Name
1.	12	John Stallworth (1974-84)
2.	10	Hines Ward (2001-11)
3.	9	Lynn Swann (1974-82)
4.	4	Antonio Brown (2010-17)
	4	Heath Miller (2005-15)
6.	3	Martavis Bryant (2014-15, '17)
	3	Santonio Holmes (2007-08)
	3	Plaxico Burress (2001-2004)
MOST TOUCHDOWNS RECEIVING (GAME)		
Rank	No.	Name
1.	2	7 times, last time by Chase Claypool (1-10-21 vs. Cleveland)
MOST CONSECUTIVE GAMES WITH A RECEPTION		
Rank	No.	Name
1.	17	John Stallworth (12-29-74 at Oakland to 1-6-85 at Miami)
	17	Hines Ward (1-20-02 vs. Baltimore – 2-6-11 vs. Green Bay)
3.	13	Lynn Swann (12-27-75 vs. Baltimore to 1-9-83 vs. San Diego)
MOST PUNTS (CAREER)		
Rank	No.	Name
1.	48	Bobby Walden (1972-76)
2.	36	Josh Miller (1996-2001)
3.	26	Chris Gardocki (2004-05)
	26	Craig Colquitt (1978-84)
5.	25	Jordan Berry (2015-21)
6.	18	Mark Royals (1992-94)
7.	14	Mitch Berger (2008)
8.	12	Tom Rouen (2002)
	12	Jeremy Kapinos (2010-11)
	12	Rohn Stark (1995)

MOST PUNTS (GAME)		
Rank	No.	Name
1.	9	Josh Miller (1-3-98 vs. New England)
	9	Josh Miller (1-5-97 at New England)
3.	8	Craig Colquitt (1-1-84 at Los Angeles Raiders)
4.	7	Pressley Harvin III (1-16-22 at Kansas City)
	7	Jordan Berry (1-9-16 at Cincinnati)
	7	Mitch Berger (1-18-09 vs. Baltimore)
	7	Bobby Walden (12-26-76 at Oakland)
	7	Bobby Walden (1-12-75 vs. Minnesota)
9.	6	Mark Royals (1-8-94 at Kansas City)
	6	Bobby Walden (12-23-72 vs. Oakland)
	6	Josh Miller (1-20-02 vs. Baltimore)
	6	Josh Miller (1-27-02 vs. New England)
	6	Tom Rouen (1-11-03 at Tennessee)
	6	Jordan Berry (1-17-16 at Denver)
HIGHEST PUNT AVG. (CAREER) - MIN. 10 PUNTS		
Rank	No.	Name
1.	47.42	Jeremy Kapinos (2010-11)
2.	42.92	Chris Gardocki (2004-05)
3.	42.50	Mitch Berger (2008)
4.	42.08	Craig Colquitt (1978-84)
5.	41.74	Mark Royals (1992-94)
6.	41.48	Bobby Walden (1972-76)
7.	40.12	Jordan Berry (2015-21)
8.	39.53	Josh Miller (1996)
9.	38.08	Rohn Stark (1995)
10.	33.58	Tom Rouen (2002)
HIGHEST PUNT AVG. (GAME) - MIN. 3 PUNTS		
Rank	No.	Name
1.	51.25	Bobby Walden (12-31-72 vs. Miami)
2.	51.00	Craig Colquitt (1-6-80 vs. Houston Oilers)
	51.00	Jeremy Kapinos (2-6-11 vs. Green Bay)
4.	49.71	Pressley Harvin III (1-16-22 at Kansas City)
5.	48.67	Chris Gardocki (2-5-06 vs. Seattle)
6.	48.50	Jeremy Kapinos (1-15-11 vs. Baltimore)
7.	48.17	Bobby Walden (12-23-72 vs. Oakland)
8.	48.00	Mitch Berger (1-11-09 vs. San Diego)
9.	47.00	Chris Gardocki (1-8-06 at Cincinnati)
10	46.33	Mitch Berger (2-1-09 vs. Arizona)
LONG PUNTS		
Rank	No.	Name
1.	66	Craig Colquitt (1-6-80 vs. Houston)
2.	62	Jeremy Kapinos (1-8-12 at Denver)
3.	61	Bobby Walden (12-23-72 vs. Oakland)
4.	60	2 times, last time by Chris Gardocki (2-5-06 vs. Seattle)
6.	59	2 times, last time by Josh Miller (12-29-96 vs. Indianapolis)
8.	56	2 times, last time by Pressley Harvin III (1-16-22 vs. Kansas City)
9.	55	4 times, last time by Jeremy Kapinos (1-15-11 vs. Baltimore)

MOST PUNT RETURNS (CAREER)		
Rank	No.	Name
1.	26	Antwaan Randle El (2002-10)
2.	23	Theo Bell (1976-79)
3.	14	Glen Edwards (1972-77)
4.	12	Lynn Swann (1974-82)
	12	Antonio Brown (2010-16)
6.	10	Rod Woodson (1989-96)
	10	Jahine Arnold (1996)
8.	7	Santonio Holmes (2007-08)
	7	Andre Hastings (1993-96)
	7	Troy Edwards (2001)
MOST PUNT RETURNS (GAME)		
Rank	No.	Name
1.	6	Theo Bell (1-7-79 vs. Houston)
2.	5	3 times, last time by Antwaan Randle El (1-15-06 at Indianapolis)
6.	4	8 times, last time by Markus Wheaton (1-17-16 at Denver)
MOST PUNT RETURN YARDS (CAREER)		
Rank	No.	Name
1.	288	Antwaan Randle El (2002-10)
2.	195	Theo Bell (1976-79)
3.	133	Glen Edwards (1972-77)
4.	111	Jahine Arnold (1996)
5.	103	Santonio Holmes (2007-08)
MOST PUNT RETURN YARDS (GAME)		
Rank	No.	Name
1.	91	Theo Bell (1-7-79 vs. Houston)
2.	78	Will Blackwell (1-3-98 vs. New England)
3.	77	Antwaan Randle El (1-5-03 vs. Cleveland)
	77	Jahine Arnold (12-29-96 vs. Indianapolis)
5.	73	Santonio Holmes (1-11-09 vs. San Diego)
6.	65	Troy Edwards (1-20-02 vs. Baltimore)
7.	53	Andre Hastings (1-14-96 vs. Indianapolis)
8.	50	Antwaan Randle El (1-15-06 at Indianapolis)
9.	40	Antwaan Randle El (1-23-05 vs. New England)
10.	39	Glen Edwards (12-23-72 vs. Oakland)
MOST PUNT RETURN TOUCHDOWNS (CAREER)		
Rank	No.	Name
1.	1	Antwaan Randle El (2002-10)
	1	Santonio Holmes (2007-08)
MOST PUNT RETURN TOUCHDOWNS (GAME)		
Rank	No.	Name
1.	1	Antwaan Randle El (1-5-03 vs. Cleveland)
	1	Santonio Holmes (1-11-09 vs. San Diego)
HIGHEST PUNT RETURN AVG. (CAREER) - MIN. 10		
Rank	No.	Name
1.	11.10	Jahine Arnold (1996)
2.	11.08	Antwaan Randle El (2002-10)
3.	9.50	Glen Edwards (1972-77)
4.	8.48	Theo Bell (1976-79)
5.	7.67	Lynn Swann (1974-82)
6.	6.20	Rod Woodson (1989-96)
7.	4.75	Antonio Brown (2010-16)

HIGHEST PUNT RETURN AVG. (GAME) - MIN. 3		
Rank	No.	Name
1.	19.50	Will Blackwell (1-3-98 vs. New England)
2.	19.25	Antwaan Randle-El (1-5-03 vs. Cleveland)
3.	17.67	Andre Hastings (1-14-96 vs. Indianapolis)
4.	16.25	Troy Edwards (1-20-02 vs. Baltimore)
5.	15.40	Jahine Arnold (12-29-96 vs. Indianapolis)
LONGEST PUNT RETURNS		
Rank	No.	Name
1.	67t	Santonio Holmes (1-11-09 vs. San Diego)
2.	66t	Antwaan Randle El (1-5-03 vs. Cleveland)
3.	58	Will Blackwell (1-3-98 vs. New England)
4.	35	Troy Edwards (1-20-02 vs. Baltimore)
5.	33	Andre Hastings (1-14-96 vs. Indianapolis)
MOST KICKOFF RETURNS (CAREER)		
Rank	No.	Name
1.	17	Ernie Mills (1992-96)
2.	16	Larry Anderson (1978-79)
3.	13	Antonio Brown (2010-16)
4.	11	Ike Taylor (2004-2014)
5.	10	Rod Woodson (1989-96)
	10	Antwaan Randle El (2002-10)
MOST KICKOFF RETURNS (GAME)		
Rank	No.	Name
1.	6	Ray-Ray McCloud (1-10-21 vs. Cleveland)
2.	5	5 times, last time by Najeh Davenport (1-5-08 vs. Jacksonville)
7.	4	13 times, last by Antonio Brown (2-6-11 vs. Green Bay)
MOST KICKOFF RETURN YARDS (CAREER)		
Rank	No.	Name
1.	387	Larry Anderson (1978-79)
2.	354	Ernie Mills (1992-96)
3.	257	Antonio Brown (2010-16)
4.	212	Ray-Ray McCloud (2020-21)
5.	206	Preston Pearson (1970-74)
MOST KICKOFF RETURN YARDS (GAME)		
Rank	No.	Name
1.	162	Larry Anderson (1-20-80 vs. Los Angeles Rams)
2.	146	Ray-Ray McCloud (1-10-21 vs. Cleveland)
3.	106	Rich Erenberg (1-6-85 at Miami)
4.	99	Ernie Mills (1-5-97 at New England)
5.	96	Ernie Mills (1-14-96 vs. Indianapolis)
6.	88	Antonio Brown (2-6-11 vs. Green Bay)
7.	86	Troy Edwards (1-27-02 vs. New England)
8.	85	Antonio Brown (1-15-11 vs. Baltimore)
9.	84	Henry Odon (1-1-84 at L.A. Raiders)
10.	83	Najeh Davenport (1-5-08 vs. Jacksonville)
HIGHEST KICKOFF RETURN AVG. (CAREER) - MIN. 10		
Rank	No.	Name
1.	24.19	Larry Anderson (1978-79)
2.	20.82	Ernie Mills (1992-96)
3.	19.77	Antonio Brown (2010-16)
4.	18.30	Antwaan Randle-El (2002-10)
5.	18.00	Ike Taylor (2004-14)
6.	17.50	Rod Woodson (1987-96)

HIGHEST KICKOFF RETURN AVG. (GAME) - MIN. 3		
Rank	No.	Name
1.	32.40	Larry Anderson (1-20-80 vs. Los Angeles Rams)
2.	27.00	Lee Mays (1-11-03 at Tennessee)
3.	25.67	Steve Davis (12-22-03 at Oakland)
4.	25.33	Steve Davis (12-29-74 at Oakland)
5.	24.33	Ray-Ray McCloud (1-10-21 vs. Cleveland)
	24.33	Louis Lipps (12-30-84 at Denver)
LONGEST KICKOFF RETURNS		
Rank	No.	Name
1.	45	Larry Anderson (1-20-80 vs. Los Angeles Rams)
2.	38	Antonio Brown (2-6-11 vs. Green Bay)
3.	36	Ernie Mills (1-5-97 at New England)
	36	Ike Taylor (1-8-06 at Cincinnati)
5.	34	Fitzgerald Toussaint (1-14-18 vs. Jacksonville)
MOST INTERCEPTIONS (CAREER)		
Rank	No.	Name
1.	5	Jack Ham (1972-82)
	5	Mike Wagner (1972-78)
3.	4	Mel Blount (1972-83)
	4	Levon Kirkland (1992-97)
5.	3	Ryan Shazier (2014-19)
	3	Glen Edwards (1972-77)
	3	Chad Scott (1997-2004)
	3	Troy Polamalu (2004-14)
	3	Ike Taylor (2004-14)
MOST INTERCEPTIONS (GAME)		
Rank	No.	Name
1.	2	Jack Ham (12-29-74 at Oakland)
	2	Mike Wagner (1-4-76 vs. Oakland)
	2	Brent Alexander (1-20-02 vs. Baltimore)
MOST INTERCEPTION RETURN YARDS (CAREER)		
Rank	No.	Name
1.	100	James Harrison (2002, 2004-12, 2014-16)
2.	91	Mike Wagner (1972-78)
3.	89	Glen Edwards (1972-77)
4.	72	J.T. Thomas (1973-79)
5.	59	Mel Blount (1972-83)
6.	58	Troy Polamalu (2004-14)
7.	56	Ike Taylor (2004-14)
8.	46	Chad Scott (1997, 2001-04)
9.	35	Valentino Blake (2014-15)
	35	Loren Toews (1973-83)
MOST INTERCEPTION RETURN YARDS (GAME)		
Rank	No.	Name
1.	100	James Harrison (2-1-09 vs. Arizona)
2.	40	Troy Polamalu (1-18-09 vs. Baltimore)
3.	37	J.T. Thomas (12-29-74 at Oakland)
4.	35	Antwon Blake (1-9-16 at Cincinnati)
	35	Glen Edwards (1-18-76 vs. Dallas)
	35	Mike Wagner (1-4-76 vs. Oakland)
	35	J.T. Thomas (1-18-76 vs. Dallas)
8.	34	Ron Johnson (1-7-79 vs. Houston)
	34	Mike Wagner (1-4-76 vs. Oakland)
10.	32	Brent Alexander (1-20-02 vs. Baltimore)

MOST INTERCEPTION RETURN TOUCHDOWNS (CAREER)		
Rank	No.	Name
1.	1	James Harrison (2002, 2004-12, 2014-16)
	1	Troy Polamalu (2004-14)
MOST INTERCEPTION RETURN TOUCHDOWNS (GAME)		
Rank	No.	Name
1.	1	James Harrison (2-1-09 vs. Arizona)
	1	Troy Polamalu (1-18-09 vs. Baltimore)
LONGEST INTERCEPTION RETURN		
Rank	No.	Name
1.	100t	James Harrison (2-1-09 vs. Arizona)
2.	40t	Troy Polamalu (1-18-09 vs. Baltimore)
3.	37	J.T. Thomas (12-29-74 at Oakland)
4.	35	3 times, last time by Antwon Blake (1-9-16 at Cincinnati)
7.	32	Brent Alexander (1-20-02 vs. Baltimore)
8.	31	Ike Taylor (1-5-08 vs. Jacksonville)
MOST POINTS SCORED		
Rank	No.	Opponent (Date)
1.	42	vs. Jacksonville (1-14-18)
	42	vs. Indianapolis (12-29-96)
3.	40	vs. Buffalo (1-6-96)
	40	at Baltimore (12-19-76)
5.	38	vs. Cleveland (1-10-21)
6.	36	vs. Cleveland (1-5-03)
7.	35	vs. Dallas (1-21-79)
	35	vs. San Diego (1-11-09)
9.	34	at Denver (1-22-06)
	34	vs. Houston (1-7-79)
	34	vs. Miami (12-30-79)
MOST POINTS ALLOWED		
Rank	No.	Opponent (Date)
1.	48	vs. Cleveland (1-10-21)
2.	45	at Miami (1-6-85)
	45	vs. Jacksonville (1-14-08)
4.	42	at Kansas City (1-16-22)
5.	41	vs. New England (1-23-05)
6.	38	at L.A. Raiders (1-1-84)
7.	36	at New England (1-22-07)
8.	34	at Denver (12-24-77)
	34	at Tennessee (1-11-03)
10.	33	vs. Cleveland (1-5-03)
	33	at Oakland (12-22-73)
FEWEST POINTS SCORED		
Rank	No.	Opponent (Date)
1.	0	vs. Philadelphia (12-21-47)
2.	3	vs. Buffalo (1-9-93)
	3	at New England (1-5-97)
4.	7	vs. New England (1-3-98)
	7	at Oakland (12-26-76)
6	10	at L.A. Raiders (1-1-84)
7.	13	vs. San Diego (1-15-95)
	13	vs. Oakland (12-23-72)
9.	14	at Oakland (12-22-73)
10.	16	at Denver (1-17-06)
	16	vs. Oakland (1-4-76)
	16	at Minnesota (1-12-75)

FEWEST POINTS ALLOWED		
Rank	No.	Opponent (Date)
1.	5	vs. Houston (1-7-79)
2.	6	vs. New England (1-3-98)
	6	vs. Minnesota (1-12-75)
4.	7	vs. Oakland (12-23-72)
5.	9	vs. Cleveland (1-7-95)
6.	10	vs. Baltimore (1-20-02)
	10	vs. Seattle (2-5-06)
	10	vs. Oakland (1-4-76)
	10	vs. Denver (12-30-78)
	10	vs. Baltimore (12-27-75)
MOST POINTS SCORED BY BOTH TEAMS		
Rank	No.	Opponent (Date)
1.	87	vs. Jacksonville (1-14-18, Jacksonville 45, Pittsburgh 42)
	85	vs. Cleveland (1-10-21, Cleveland 48, Pittsburgh 37)
3.	73	at Miami (1-6-85, Miami 45, Pittsburgh 28)
4.	69	vs. Cleveland (1-5-03, Pittsburgh 36, Cleveland 33)
5.	68	vs. New England (1-23-05, New England 41, Pittsburgh 27)
6.	66	vs. Dallas (1-21-79, Pittsburgh 35, Dallas 31)
7.	65	at Tennessee (1-11-03, Tennessee 34, Pittsburgh 31)
8.	63	at Kansas City (1-16-22, Kansas City 42, Pittsburgh 21)
9.	61	vs. Buffalo (1-6-96, Pittsburgh 40, Buffalo 21)
10.	60	vs. Jacksonville (1-5-08, Jacksonville 31, Pittsburgh 29)
FEWEST POINTS SCORED BY BOTH TEAMS		
Rank	No.	Opponent (Date)
1.	13	vs. New England (1-3-98, Pittsburgh 7, New England 6)
2.	20	at Oakland (12-23-72, Pittsburgh 13, Oakland 7)
3.	21	vs. Philadelphia (12-21-47, Philadelphia 21, Pittsburgh 0)
4.	22	vs. Minnesota (1-12-75, Pittsburgh 16, Minnesota 6)
5.	26	vs. Oakland (1-4-76, Pittsburgh 16, Oakland 10)
6.	27	vs. Buffalo (1-9-93, Buffalo 24, Pittsburgh 3)
7.	30	vs. San Diego (1-15-95, San Diego 17, Pittsburgh 13)
8.	31	at Oakland (12-26-76, Oakland 24, Pittsburgh 7)
	31	at New England (1-5-97, New England 28, Pittsburgh 3)
	31	vs. Seattle (2-5-06, Pittsburgh 21, Seattle 10)
MOST TOUCHDOWNS SCORED		
Rank	No.	Opponent (Date)
1.	6	vs. Jacksonville (1-4-18)
2.	5	7 times, last time vs. Cleveland (1-10-21)
9.	4	13 times, last time vs. Miami (1-8-17)
MOST TOUCHDOWNS ALLOWED		
Rank	No.	Opponent (Date)
1.	6	4 times, last time at Kansas City (1-16-22)
5.	5	2 times, last time vs. New England (1-23-05)
7.	4	9 times, last time at New England (1-22-17)
MOST RUSHING TOUCHDOWNS		
Rank	No.	Opponent (Date)
1.	5	vs. Indianapolis (12-29-96)
2.	3	5 times, last time vs. San Diego (1-11-09)
7.	2	17 times, last time vs. Miami (1-8-17)
MOST RUSHING TOUCHDOWNS ALLOWED		
Rank	No.	Opponent (Date)
1.	4	2 times, last time vs. Jacksonville (1-14-18)
3.	3	at New England (1-5-97)
4.	2	11 times, last time vs. Cleveland (1-10-21)

MOST TOUCHDOWNS PASSING		
Rank	No.	Opponent (Date)
1.	5	vs. Jacksonville (1-14-18)
2.	4	vs. Dallas (1-21-79)
	4	vs. Cleveland (1-10-21)
4.	3	5 times, last time at Cincinnati (1-8-06)
9.	2	18 times, last time at Kansas City (1-16-22)
MOST TOUCHDOWNS PASSING ALLOWED		
Rank	No.	Opponent (Date)
1.	6	at Kansas City (1-16-22)
2.	4	at Miami (1-6-85)
3.	3	8 times, last time vs. Cleveland (1-10-21)
MOST DEFENSIVE TOUCHDOWNS		
Rank	No.	Opponent (Date)
1.	1	7 times, last time at Kansas City (1-16-22)
MOST DEFENSIVE TOUCHDOWNS BY OPPONENT		
Rank	No.	Opponent (Date)
1.	1	12 times, last time vs. Cleveland (1-10-21)
MOST PATS/ATTEMPTS		
Rank	No.	Opponent (Date)
1.	6/6	vs. Jacksonville (1-14-18)
2.	5/5	4 times, last time vs. San Diego (1-11-09)
6.	4/4	14 times, last time vs. Miami (1-8-17)
MOST PATS/ATTEMPTS BY OPPONENT		
Rank	No.	Opponent (Date)
1.	6/6	4 times, last time at Kansas City (1-16-22)
5.	5/5	2 times, last time vs. New England (1-23-05)
7.	4/4	7 times, last time vs. Green Bay (2-6-11)
MOST FIELD GOALS MADE		
Rank	No.	Opponent (Date)
1.	6	at Kansas City (1-15-17)
2.	4	4 times, last time at Cincinnati (1-9-16)
6.	3	5 times, last time at Denver (1-17-16)
MOST FIELD GOALS MADE BY OPPONENT		
Rank	No.	Opponent (Date)
1.	5	at Denver (1-17-16)
2.	4	at Oakland (12-22-73)
3.	3	4 times, last time vs. Baltimore (1-3-15)
MOST FIRST DOWNS		
Rank	No.	Opponent (Date)
1.	34	vs. Cleveland (1-10-21)
2.	30	vs. Cleveland (1-5-03)
3.	29	at Baltimore (12-19-76)
	29	vs. Buffalo (12-22-74)
5.	28	vs. Jacksonville (1-14-18)
6.	27	vs. Miami (12-30-79)
7.	26	vs. San Diego (1-9-83)
8.	25	vs. Dallas (1-28-96)
	25	at Denver (12-30-84)
10.	24	vs. Indianapolis (12-29-96)
	24	vs. Jacksonville (1-5-08)
	24	vs. Denver (12-30-78)

MOST FIRST DOWNS BY OPPONENT		
Rank	No.	Opponent (Date)
1.	29	at Tennessee (1-11-03)
	29	vs. San Diego (1-9-83)
3.	28	at Kansas City (1-8-94)
	28	at Miami (1-6-85)
5.	26	at New England (1-22-17)
	26	at Kansas City (1-16-22)
7.	24	at Oakland (12-22-73)
	24	at L.A. Raiders (1-1-84)
9.	23	vs. Denver (1-11-98)
	23	vs. Arizona (2-1-09)
MOST FIRST DOWNS BY BOTH TEAMS		
Rank	No.	Opponent (Date)
1.	55	vs. San Diego (1-9-83, S.D. 29, Pitt. 26)
2.	54	vs. Cleveland (1-10-21, Pitt. 34, Clev. 20)
3.	51	vs. Cleveland (1-5-03, Pitt. 30, Clev. 21)
4.	50	3 times, last time vs. Jacksonville (1-14-18, Pitt. 28, Jax. 22)
7.	49	at Kansas City (OT) (1-8-94, K.C. 28, Pitt. 21)
8.	48	at New England (1-22-17, N.E. 26, Pitt. 22)
9.	46	vs. Denver (1-11-98, Den. 23, Pitt. 23)
10.	45	at Kansas City (1-16-22, K.C. 26, Pitt. 19)
	45	at Baltimore (12-19-76, Pitt. 26, Balt. 19)
FEWEST FIRST DOWNS		
Rank	No.	Opponent (Date)
1.	11	vs. Baltimore (1-18-09)
2.	12	at New England (1-5-97)
3.	13	4 times, last time at Oakland (12-26-76)
7.	14	vs. Seattle (2-5-06)
8.	15	at Oakland (12-22-73)
FEWEST FIRST DOWNS BY OPPONENT		
Rank	No.	Opponent (Date)
1.	7	vs. Baltimore (1-20-02)
2.	8	vs. Indianapolis (12-29-96)
3.	9	vs. Minnesota (1-12-75)
4.	10	3 times, last time vs. Cleveland (1-7-95)
7.	11	vs. Houston (1-6-80)
MOST FIRST DOWNS RUSHING		
Rank	No.	Opponent (Date)
1.	18	vs. Buffalo (12-22-74)
2.	16	vs. Indianapolis (12-29-96)
3.	14	vs. Miami (12-30-79)
	14	vs. Cleveland (1-7-95)
5.	13	vs. Baltimore (12-27-75)
MOST FIRST DOWNS RUSHING BY OPPONENT		
Rank	No.	Opponent (Date)
1.	14	at Oakland (12-22-73)
2.	13	at Los Angeles Raiders (1-1-84)
3.	11	vs. Miami (12-31-72)
4.	10	2 times, last time at Tennessee (1-11-03)
FEWEST FIRST DOWNS RUSHING		
Rank	No.	Opponent (Date)
1.	1	vs. Baltimore (1-18-09)
2.	2	vs. Dallas (1-21-79)
3.	3	4 times, last time at Kansas City (1-16-22)
7.	4	6 times, last time vs. Jacksonville (1-14-18)

FEWEST FIRST DOWNS RUSHING BY OPPONENT		
Rank	No.	Opponent (Date)
1.	0	3 times, last time vs. Baltimore (1-20-02)
4.	1	3 times, last time vs. Miami (1-8-17)
7.	2	7 times, last time vs. N.Y. Jets (1-23-11)
14.	3	3 times, last time vs. Cleveland (1-7-95)
MOST FIRST DOWNS PASSING		
Rank	No.	Opponent (Date)
1.	29	vs. Cleveland (1-10-21)
2.	24	vs. Cleveland (1-5-03)
3.	23	vs. Jacksonville (1-14-18)
4.	19	vs. San Diego (1-9-83)
5.	18	at New England (1-22-17)
MOST FIRST DOWNS PASSING BY OPPONENT		
Rank	No.	Opponent (Date)
1.	20	vs. Arizona (2-1-09)
2.	19	3 times, last time at Kansas City (1-16-22)
5.	18	4 times, last at Tennessee (1-11-03)
9.	17	at New England (1-22-17)
10.	16	vs. Miami (1-8-17)
FEWEST FIRST DOWNS PASSING		
Rank	No.	Opponent (Date)
1.	3	vs. Baltimore (12-27-75)
2.	4	vs. Minnesota (1-12-75)
3.	6	3 times, last time vs. Dallas (1-18-76)
FEWEST FIRST DOWNS PASSING BY OPPONENT		
Rank	No.	Opponent (Date)
1.	3	vs. Houston (1-7-79)
2.	4	3 times, last time vs. Baltimore (12-27-75)
5.	5	2 times, last time vs. Jacksonville (1-5-08)
MOST FIRST DOWNS BY PENALTY (STEELERS)		
Rank	No.	Opponent (Date)
1.	5	3 times, last time at Cincinnati (1-9-16)
4.	4	3 times, last time vs. N.Y. Jets (1-23-11)
7.	3	6 times, last time vs. Miami (1-8-17)
MOST FIRST DOWNS BY PENALTY (STEELERS)		
Rank	No.	Opponent (Date)
1.	4	2 times, last time vs. San Diego (1-9-83)
3.	3	7 times, last time at Kansas City (1-15-17)
10.	2	18 times, last time vs. Baltimore (1-15-11)
MOST NET YARDS GAINED		
Rank	No.	Opponent (Date)
1.	553	vs. Cleveland (1-10-21)
2.	545	vs. Jacksonville (1-14-18)
3.	526	at Baltimore (12-19-76)
4.	455	at Miami (1-6-85)
5.	438	vs. Buffalo (12-22-74)
MOST NET YARDS GAINED BY OPPONENT		
Rank	No.	Opponent (Date)
1.	569	at Miami (1-6-85)
2.	479	vs. San Diego (1-9-83)
3.	478	at Kansas City (1-16-22)
4.	447	2 times, last time at Denver (1-8-12)
5.	431	at New England (1-22-17)

FEWEST NET YARDS GAINED		
Rank	No.	Opponent (Date)
1.	213	at New England (1-5-97)
2.	223	at Oakland (12-22-73)
3.	237	at Oakland (12-26-76)
4.	240	vs. Buffalo (1-9-93)
5.	250	vs. Miami (12-31-72)

FEWEST NET YARDS GAINED BY OPPONENT		
Rank	No.	Opponent (Date)
	119	vs. Minnesota (1-12-75)
	126	vs. Baltimore (1-15-11)
	142	vs. Houston (1-7-79)
	146	vs. Indianapolis (12-29-96)
	150	vs. Baltimore (1-20-02)

MOST TOTAL PLAYS		
Rank	No.	Opponent (Date)
1.	84	vs. Cleveland (1-10-21)
	84	vs. Dallas (1-28-96)
3.	80	2 times, last time vs. San Diego (1-15-95)
5.	78	2 times, last vs. Jacksonville (1-14-18)
7.	76	at Denver (12-24-77)
8.	74	3 times, last vs. Jacksonville (1-5-08)

MOST TOTAL PLAYS BY OPPONENT		
Rank	No.	Opponent (Date)
1.	82	at Tennessee (OT) (1-11-03)
2.	81	at Kansas City (OT) (1-8-94)
3.	77	vs. Seattle (2-5-06)
4.	76	vs. Oakland (1-4-76)
5.	74	at Oakland (12-22-73)

FEWEST TOTAL PLAYS		
Rank	No.	Opponent (Date)
1.	46	at Oakland (12-22-73)
2.	48	vs. Miami (12-31-72)
3.	54	vs. Miami (1-8-17)
4.	56	2 times, last time vs. Seattle (2-5-06)
6.	58	3 times, last time vs. Arizona (2-1-09)

FEWEST TOTAL PLAYS BY OPPONENT		
Rank	No.	Opponent (Date)
1.	47	3 times, last time vs. San Diego (1-15-95)
4.	49	at Kansas City (1-15-17)
5.	50	3 times, last time vs. San Diego (1-11-09)
8.	51	vs. Baltimore (1-20-02)
9.	52	3 times, last time vs. Indianapolis (12-29-96)

MOST YARDS GAINED RUSHING		
Rank	No.	Opponent (Date)
1.	249	vs. Minnesota (1-12-75)
2.	238	vs. Cleveland (1-7-95)
3.	235	vs. Buffalo (12-22-74)
4.	231	vs. Indianapolis (12-29-96)
5.	225	at Baltimore (12-19-76)

MOST YARDS GAINED RUSHING BY OPPONENT		
Rank	No.	Opponent (Date)
1.	232	at Oakland (12-22-73)
2.	194	at New England (1-5-97)
3.	193	vs. Miami (12-31-72)
4.	188	at Los Angeles Raiders (1-1-84)
5.	169	vs. Buffalo (1-9-93)

FEWEST YARDS GAINED RUSHING		
Rank	No.	Opponent (Date)
1.	43	vs. Jacksonville (1-5-08)
2.	52	vs. Cleveland (1-10-21)
	52	vs. Baltimore (1-18-09)
4.	54	at New England (1-22-17)
5.	56	at Kansas City (1-16-22)

FEWEST YARDS GAINED RUSHING BY OPPONENT		
Rank	No.	Opponent (Date)
1.	15	vs. San Diego (1-11-09)
2.	17	vs. Minnesota (1-12-75)
3.	22	vs. Baltimore (1-20-02)
4.	24	vs. Houston (1-6-80)
5.	25	vs. Miami (12-30-79)
6.	29	at Oakland (12-29-74)

MOST RUSHING ATTEMPTS		
Rank	No.	Opponent (Date)
1.	57	vs. Minnesota (1-12-75)
2.	51	3 times, last time vs. Cleveland (1-7-95)
5.	50	at Oakland (12-29-74)
6.	49	vs. Baltimore (1-20-02)
7.	47	vs. Houston (1-7-79)

MOST RUSHING ATTEMPTS BY OPPONENT		
Rank	No.	Opponent (Date)
1.	55	at Oakland (12-22-73)
2.	51	at Oakland (12-26-76)
3.	49	vs. Miami (12-31-72)
4.	41	vs. Baltimore (12-27-75)
5.	39	vs. Buffalo (1-9-93)

FEWEST RUSHING ATTEMPTS		
Rank	No.	Opponent (Date)
1.	16	vs. Cleveland (1-10-21)
2.	18	vs. Jacksonville (1-14-18)
3.	19	2 times, last time vs. Denver (1-17-06)
5.	20	5 times, last time at Kansas City (1-16-22)
10.	21	at Oakland (12-26-76)

FEWEST RUSHING ATTEMPTS BY OPPONENT		
Rank	No.	Opponent (Date)
1.	11	2 times, last time vs. San Diego (1-11-09)
3.	12	vs. Arizona (2-1-09)
4.	13	vs. Green Bay (2-6-11)
5.	14	2 times, last time at Kanas City (1-15-17)

MOST NET YARDS GAINED PASSING		
Rank	No.	Opponent (Date)
1.	501	vs. Cleveland (1-10-21)
2.	462	vs. Jacksonville (1-14-18)
3.	349	vs. San Diego (1-15-95)
4.	343	vs. Cleveland (1-5-03)
5.	325	vs. San Diego (1-9-83)

MOST NET YARDS GAINED PASSING BY OPPONENT		
Rank	No.	Opponent (Date)
1.	435	at Miami (1-6-85)
2.	409	vs. Cleveland (1-5-03)
3.	374	2 times, last time at New England (1-22-17)
5.	372	at Kansas City (1-16-22)
6.	333	vs. San Diego (1-9-83)
7.	331	at Tennessee (1-11-03)

FEWEST NET YARDS GAINED PASSING		
Rank	No.	Opponent (Date)
1.	43	vs. Philadelphia (12-21-47)
2.	76	vs. Baltimore (12-27-75)
3.	84	vs. Minnesota (1-12-75)
4.	90	at New England (1-5-97)
5.	95	at Oakland (12-29-74)
FEWEST NET YARDS GAINED PASSING BY OPPONENT		
Rank	No.	Opponent (Date)
1.	63	at Oakland (12-26-76)
2.	70	vs. Houston (1-7-79)
3.	72	vs. Baltimore (12-27-75)
4.	78	vs. Oakland (12-23 72)
5.	91	vs. Baltimore (1-15-11)
MOST PASS ATTEMPTS		
Rank	No.	Opponent (Date)
1.	68	vs. Cleveland (1-10-21)
2.	58	vs. Jacksonville (1-14-18)
3.	54	vs. San Diego (1-15-95)
4.	49	vs. Dallas (1-28-96)
5.	48	2 times, last time vs. Baltimore (1-3-15)
MOST PASS ATTEMPTS BY OPPONENT		
Rank	No.	Opponent (Date)
1.	49	vs. Seattle (2-5-06)
2.	48	at Houston (OT) (12-31-89)
3.	45	at Tennessee (1-11-03)
4.	44	2 times, last time vs. New England (1-3-98)
6.	43	2 times, last time vs. Arizona (2-1-09)
FEWEST PASS ATTEMPTS		
Rank	No.	Opponent (Date)
1.	13	vs. Baltimore (12-27-75)
2.	14	vs. Minnesota (1-12-75)
3.	17	at Oakland (12-29-74)
4.	18	2 times, last time vs. Miami (1-8-17)
6.	19	3 times, last time vs. N.Y. Jets (1-23-11)
FEWEST PASS ATTEMPTS BY OPPONENT		
Rank	No.	Opponent (Date)
1.	16	2 times, last time at Oakland (12-26-76)
3.	17	at Oakland (12-22-73)
4.	18	vs. Philadelphia (12-21-47)
5.	20	at Denver (1-7-90)
6.	21	2 times, last time at Denver (1-8-12)
MOST PASS COMPLETIONS		
Rank	No.	Opponent (Date)
1.	47	vs. Cleveland (1-10-21)
2.	37	vs. Jacksonville (1-14-18)
3.	33	vs. Baltimore (1-3-15)
4.	32	vs. San Diego (1-15-95)
5.	31	at New England (1-22-17)
MOST PASS COMPLETIONS BY OPPONENT		
Rank	No.	Opponent (Date)
1.	32	at New England (1-22-17)
2.	31	2 times, last at Kansas City (1-16-22)
4.	29	3 times, last time vs. Miami (1-8-17)
7.	27	2 times, last time at Tennessee (OT) (1-11-03)
9.	26	2 times, last time vs. Seattle (2-5-06)

FEWEST PASS COMPLETIONS		
Rank	No.	Opponent (Date)
1.	4	vs. Philadelphia (12-21-47)
2.	8	2 times, last time vs. Baltimore (12-27-75)
4.	9	2 times, last time vs. Dallas (1-18-76)
6.	10	3 times, last time vs. N.Y. Jets (1-23-11)
9.	11	2 times, last time vs. Houston (1-7-79)
FEWEST PASS COMPLETIONS BY OPPONENT		
Rank	No.	Opponent (Date)
1.	8	vs. Baltimore (12-27-75)
2.	9	vs. Jacksonville (1-5-08)
3.	10	3 times, last time at Denver (1-8-12)
6.	11	6 times, last time vs. San Diego (1-15-95)
12.	12	4 times, last time at Denver (1-7-90)
MOST PASS COMPLETIONS BY BOTH TEAMS		
Rank	No.	Opponent (Date)
1.	91	vs. Cleveland (1-5-03)
2.	89	at New England (1-22-17)
3.	87	at Tennessee (OT) (1-11-03)
4.	86	at Kansas City (OT) (1-8-94)
5.	84	vs. Jacksonville (1-14-18)
MOST PASSES HAD INTERCEPTIONS (STEELERS)		
Rank	No.	Opponent (Date)
1.	3	10 times, last time vs. Jacksonville (1-5-08)
11.	2	15 times, last time vs. Miami (1-8-17)
MOST PASSES HAD INTERCEPTIONS (OPPONENT)		
Rank	No.	Opponent (Date)
1.	5	vs. Houston (1-7-79)
2.	4	vs. Cleveland (1-10-21)
3.	3	6 times, last time vs. Baltimore (1-18-09)
9.	2	13 times, last time vs. Jacksonville (1-5-08)
MOST SACKS ALLOWED (SINCE 1982)		
Rank	No.	Opponent (Date)
1.	7.0	vs. Buffalo (1-9-93)
2.	6.0	2 times, last time vs. Baltimore (1-15-11)
4.	5.0	3 times, last time vs. Baltimore (1-3-15)
MOST SACKS (SINCE 1982)		
Rank	No.	Opponent (Date)
1.	5.0	3 times, last time vs. Miami (1-8-17)
4.	4.0	7 times, last time vs. Jacksonville (1-5-08)
11.	3.0	9 times, last time at Kansas City (1-16-22)
MOST PUNTS		
Rank	No.	Opponent (Date)
1.	9	2 times, last time vs. New England (1-3-98)
3.	8	at Los Angeles Raiders (1-1-84)
4.	7	7 times, last time at Kansas City (1-16-22)
MOST PUNTS BY OPPONENT		
Rank	No.	Opponent (Date)
1.	9	vs. Baltimore (12-27-75)
2.	8	3 times, last time vs. Baltimore (1-20-02)
5.	7	7 times, last time vs. Baltimore (1-18-09)
FEWEST PUNTS		
Rank	No.	Opponent (Date)
1.	1	4 times, last time at Kansas City (1-15-17)
5.	2	8 times, last time vs. Jacksonville (1-14-18)

FEWEST PUNTS BY OPPONENT		
Rank	No.	Opponent (Date)
1.	1	vs. San Diego (1-9-83)
2.	2	6 times, last time at New England (1-22-17)
8.	3	at Cincinnati (1-8-06)
HIGHEST PUNTING AVG. (MIN. 3 PUNTS)		
Rank	No.	Opponent (Date)
1.	51.3	vs. Miami (12-31-72)
2.	51.0	2 times, last time vs. Green Bay (2-6-11)
4.	49.7	at Kansas City (1-16-22)
5.	48.7	vs. Seattle (2-5-06)
HIGHEST PUNTING AVG. BY OPPONENT (MIN. 3 PUNTS)		
Rank	No.	Opponent (Date)
1.	53.8	vs. Baltimore (1-15-11)
2.	50.2	vs. Seattle (2-5-06)
3.	50.0	2 times, last time vs. Jacksonville (1-5-08)
5.	47.2	vs. San Diego (1-11-09)
MOST PENALTIES		
Rank	No.	Opponent (Date)
1.	12	at Baltimore (12-19-76)
2.	11	vs. Denver (12-30-78)
3.	10	2 times, last time at Cincinnati (1-9-16)
MOST PENALTIES BY OPPONENT		
Rank	No.	Opponent (Date)
1.	12	vs. New England (1-27-02)
2.	11	vs. Arizona (2-1-09)
3.	9	5 times, last time at Indianapolis (1-15-06)
MOST YARDS PENALIZED		
Rank	No.	Opponent (Date)
1.	142	at Cincinnati (1-9-16)
2.	122	vs. Minnesota (1-12-75)
3.	114	vs. Baltimore (1-3-15)

MOST YARDS PENALIZED BY OPPONENT		
Rank	No.	Opponent (Date)
1.	106	vs. Arizona (2-1-09)
2.	104	2 times, last time vs. San Diego (1-11-09)
4.	92	at Tennessee (1-11-03)
MOST TURNOVERS		
Rank	No.	Opponent (Date)
1.	7	vs. Oakland (1-4-76)
2.	5	3 times, last time vs. Houston (1-7-79)
5.	4	6 times, last time vs. Jacksonville (1-5-08)
MOST TURNOVERS BY OPPONENT		
Rank	No.	Opponent (Date)
1.	9	vs. Houston (1-7-79)
2.	5	2 times, last time vs. Oakland (1-4-76)
4.	4	8 times, last time at Cincinnati (1-9-16)
MOST FUMBLES LOST		
Rank	No.	Opponent (Date)
1.	4	vs. Oakland (1-4-76)
2.	3	3 times, last time vs. Miami (12-30-79)
5.	2	7 times, last time vs. Baltimore (1-15-11)
MOST FUMBLES LOST BY OPPONENT		
Rank	No.	Opponent (Date)
1.	4	vs. Houston (1-7-79)
2.	3	2 times, last time at Cincinnati (1-9-16)
4.	2	13 times, last time vs. Miami (1-8-17)