



WEEK 06

VS



Steelers vs. Buccaneers

Sunday, Oct. 16

1 p.m. ET

Pittsburgh, PA

Acrisure Stadium

PITTSBURGH STEELERS COMMUNICATIONS

Burt Lauten - Senior Director of Communications
 Michael Bertsch - Communications Manager
 Angela Tegnella - Communications Coordinator
 MacKaiya Cherry - Communications Assistant/Social Media
 Emily Mears - Communications Intern



UPMC ROONEY SPORTS COMPLEX

PITTSBURGH STEELERS

3400 South Water Street • Pittsburgh, PA 15203
 412-432-7820

PITTSBURGH STEELERS GAME RELEASE WEEK 6 TAMPA BAY BUCCANEERS

| GAME INFORMATION | | | | |
|---|--|---|--|---------|
|  | Sunday, October 16 1 p.m. ET | Acrisure Stadium Pittsburgh, PA Capacity 68,400 // Natural Grass | | |
|  | FOX Locally WPGH-TV |  | TBD (play-by-play) Daryl Johnston (analysis) Pam Oliver (sideline) | |
|  | Steelers Radio Network (48 affiliates) 102.5 WDVE-FM (Pittsburgh) 970 WBGG-AM (Pittsburgh) | Bill Hillgrove (play-by-play) Craig Wolfley (analysis) Missi Matthews (sideline) Max Starks (sideline) | | |
| | ESPN Radio |  | Steve Levy (play-by-play) Mike Tannebaum (analysis) | |
| THE SERIES | | | | |
| All-Time | Steelers lead, 9-2 | Last: Steelers Win, 30-27 (Sept. 24, 2018) | | |
| Home | Steelers lead, 3-1 | Last: Buccaneers Win, 27-24 (Sept. 28, 2014) | | |
| Away | Steelers lead, 6-1 | Last: Steelers Win, 30-27 (Sept. 24, 2018) | | |
| THE COACHES | | | | |
| | Head Coach | At Franchise | Overall | vs. Opp |
| Steelers | Mike Tomlin | 155-89-2 (16) | 155-89-2 (16) | 2-1 |
| Buccaneers | Todd Bowles | 29-43 (5) | 29-43 (5) | 0-1 |
| COMMUNICATIONS STAFF | | | | |
| Senior Director of Communications | Burt Lauten | lautenb@steelers.nfl.com 412-432-7821 | | |
| Communications Manager | Michael Bertsch | bertschm@steelers.nfl.com 412-432-7822 | | |
| Communications Coordinator | Angela Tegnella | tegnellaa@steelers.nfl.com 412-432-7820 | | |
| Communications Assistant/Social Media | MacKaiya Cherry | cherrym@steelers.nfl.com 412-432-7893 | | |
| Communications Intern | Emily Mears | mearse@steelers.nfl.com 412-432-7800 x6019 | | |

| 2022 REGULAR SEASON SCHEDULE (1-17) | | | | |
|--|------------|--------------------------------|------|---------------|
| Day | Date | Opponent | TV | Time/Result |
| Sun. | Sept. 11 | at Cincinnati | | W, 23-20 (ot) |
| Sun. | Sept. 18 | New England | | L, 14-17 |
| Thur. | Sept. 22 | at Cleveland | | L, 17-29 |
| Sun. | Oct. 2 | N.Y. Jets | | L, 20-24 |
| Sun. | Oct. 9 | at Buffalo* | | L, 3-38 |
| Sun. | Oct. 16 | Tampa Bay* | FOX | 1 p.m. |
| Sun. | Oct. 23 | at Miami* | | 8:20 p.m. |
| Sun. | Oct. 30 | at Philadelphia* | | 1 p.m. |
| BYE WEEK | | | | |
| Sun. | Nov. 13 | New Orleans* | FOX | 1 p.m. |
| Sun. | Nov. 20 | Cincinnati* | | 8:20 p.m. |
| Mon. | Nov. 28 | at Indianapolis | ESPN | 8:15 p.m. |
| Sun. | Dec. 4 | at Atlanta* | | 1 p.m. |
| Sun. | Dec. 11 | Baltimore* | | 1 p.m. |
| Sun. | Dec. 18 | at Carolina* | | 1 p.m. |
| Sat. | Dec. 24 | Las Vegas | ESPN | 8:15 p.m. |
| Sun. | Jan. 1 | at Baltimore* | | 1 p.m. |
| TBD | TBD | Cleveland* | | TBD |
| **Times and TV network may change due to flexible scheduling | | | | |
| NOTE: All times are Eastern | | | | |
| Home games in BOLD | | | | |
| 2022 POSTSEASON SCHEDULE | | | | |
| Day | Date | Game | | |
| Sat.-Mon. | Jan. 14-16 | Wildcard Playoff Games | | |
| Sun. | Jan. 22 | Divisional Playoff Games | | |
| Sun. | Jan. 29 | Conference Championships | | |
| Sun. | Feb. 12 | Super Bowl LVII (Glendale, AZ) | | |

| WHAT'S INSIDE | | | | |
|---------------|------------------------------|---------|-------------------------------|----------------------------|
| 3 | Covering The Steelers | 47-48 | How the Steelers Were Built | 184 |
| 4 | Countdown To Kickoff | 49-50 | Depth Chart/Transactions | 185-186 |
| 5-7 | Tampa Bay Series History | 51-169 | Updated Player Bios | 187-188 |
| 8-10 | Rookie QB/First Time Starter | 170-172 | Results/Individual Statistics | 189-190 |
| 10-16 | Team Notes | 173 | Game-by-Game Starters | 191-192 |
| 17 | Mike Tomlin's Record When | 174 | Participation | 193 |
| 18-21 | Mike Tomlin Notes | 175-176 | Individual Game Highs | 194 |
| 21-25 | Offense Notes | 177 | Big Yardage Games | 195 |
| 25-37 | Defense Notes | 178 | Big Pass Plays (20+) | 196-197 |
| 37-40 | Special Teams Notes | 179 | Big Run Plays (10+) | 198 |
| 41 | NFL Standings | 180-181 | Big Plays/Opp. (GBG) | 199-200 |
| 42 | Steelers Record When | 182 | Big Returns/Opp. Big Returns | 201-202 |
| 43-46 | Roster Information | 183 | Drive Charts | 203-204 |
| 205 | Ind. GBG (Passing) | | 206 | Ind. GBG (Rushing) |
| 207 | Ind. GBG (Receiving) | | 208-209 | Ind. GBG (Defense) |
| 210 | Ind. GBG (Fumble Returns) | | 211 | Ind. GBG (Int. Returns) |
| 212 | Ind. GBG (Special Teams) | | 213 | Ind. GBG (Punting) |
| 214 | Ind. GBG (Field Goals) | | 215 | Ind. GBG (Kickoff Returns) |
| 216 | Ind. GBG (Punt Returns) | | 217-221 | Game Summaries |
| 222-224 | The Last Time | | | |

WEEKLY MEDIA SCHEDULE

- The Steelers will make head coach **Mike Tomlin** available for a press conference at **Noon on Tuesday, Oct. 11**. Tomlin will be available in the new media work room at the UPMC Rooney Sports Complex.

Tuesday, Oct. 11

- Mike Tomlin** press conference: Noon
- No player availability: day off

Wednesday, Oct. 12

- Pre-practice open locker room: 10:45 – 11 a.m.
- Practice: 12:15 - 2:15 p.m.
- Mike Tomlin** available upon request after practice on the field
- Post-practice open locker room: 2:15 – 2:45 p.m.

Thursday, Oct. 13

- Pre-practice open locker room: 10:45 – 11 a.m.
- Matt Canada, Teryl Austin** available after walk thru on the field: approx. 11:45 a.m. ET
- Practice: 12:15 - 2:15 p.m.
- Post-practice open locker room: 2:15 – 2:45 p.m.

Friday, Oct. 14

- Practice: 10:30 a.m. – 12:30 p.m.
- Mike Tomlin** available upon request after practice on the field
- Post-practice open locker room: 12:30 – 1:15 p.m.

Saturday, Oct. 15

- No media availability: day before game

Sunday, Oct. 16

- Pittsburgh Steelers vs. Tampa Bay Buccaneers: 1 p.m. (FOX, locally WPGH-TV)

**Schedule subject to change*

PITTSBURGH STEELERS ON OMG

- The Steelers media website is www.NFLOMG.com. Please follow the link and click on the Steelers logo to access the team's page.
- For general access to the NFL OMG site, use the following user name (steelersmedia) and password (steelersmedia).
- For customized access to the NFL OMG site, please email **Michael Bertsch** at BertschM@steelers.nfl.com, **Angela Tegnolia** at TegnoliaA@steelers.nfl.com and/or **Emily Mears** at MearsE@steelers.nfl.com. An account will be setup that utilizes your email address as your username and "SteelersMedia" as your password.
- The Steelers interactive site will contain the complete 2022 Media Guide, all weekly game releases, player bios and rosters, Steelers staff information and bios, weekly flip cards, a game tracker, all Steelers team and individual records and statistics, Steelers historical information, daily press releases and transcripts and much more.
- The game releases and media guide are updated weekly during the season and available in a PDF format. Team notes, player bios, team and individual records, miscellaneous stats and game summaries are updated following each game and posted on the site.
- On gamedays, the site will host live statistics, updated player notes, postgame quotes and more. It is an easy-to use, one-stop shop for all media needs and information regarding the Steelers.
- Starting in 2022, the Steelers Communications department will accept credential requests through <https://www.nflomg.com/members/main/credentialing> for all home games. The credential site will be available 24 hours a day, seven days a week. The site serves as the team's only media credentialing system. A credential must be requested by an editor through the website in order to cover Steelers' home games. Emailed requests will not be accepted.

STEELERS RADIO COVERAGE

For the 24th consecutive year, WDVE-FM (102.5) and WBGG-AM (970) are carrying all Steelers games.

Additionally, Steelers games can be heard on a 48-station network spanning Pennsylvania, West Virginia, Ohio, Maryland, New York and South Carolina. All Steelers games will be broadcast in both English and Spanish on Steelers.com.

For the 29th straight season, Bill Hillgrove serves as the "Voice of the Steelers" and handles play-by-play duties for the broadcast. Joining Hillgrove for his 21st season is former Steelers offensive lineman Craig Wolfley, who provides analysis. In her fourth year, Missi Matthews will be on the sideline throughout the regular season. Former Steelers offensive lineman Max Starks will provide sideline analysis.

Fans in Mexico can also listen to Steelers broadcasts on Grupo Imagen and games are heard on www.steelers.com/espanol. Stations on the Steelers Radio Network include:

FLAGSHIP STATIONS

WDVE-FM (102.5), WBGG-AM (970)

AFFILIATES

PENNSYLVANIA

Altoona-WVAM (1430)
Altoona-WRKY (104.9)
Beaver Falls-WBVP (1230)
Beaver Falls-WBMA (1460)
Bedford-WBVE (107.5)
Butler-WISR (680)
Chambersburg-WCHA (800)
Clarendon-WKNB (104.3)
Clarion-WCCR (92.7)
Cooperstown-WUZZ (107.7)
DuBois-WIFT (102.1)
DuBois-WKFT (101.3)
Erie-WRKT (104.9)
Johnstown-WNTJ (1490)
Johnstown-WRWK (99.1)
Latrobe-WCNS (1480)
Milton-WVLY (100.9)
Saegertown-WUZZ (94.3)
Somerset-WNTI (990)
Starview-WONN (92.7)
State College-WQWK (1450)
Uniontown-WMB5 (590)
Washington-WJPA (1450)
Williamsport-WCX9 (99.3)
Williamsport-WXZR (103.7)

MARYLAND

Cumberland-WRQE (106.1)
Hagerstown-WHAG (1410)

OHIO

Fremont-WOHF (92.1)
Marietta-WJAW (630)
Youngstown-WNIO (1390)

VIRGINIA

Vienna-WDMX (100.1)

WEST VIRGINIA

Fairmont-WRLF (94.3)
Fairmont-WMMN (920)
New Martinsville-WXCR (92.3)

NFLCOMMUNICATIONS.COM

- Journalists worldwide have access to the dedicated media website featuring news from the NFL and its teams. Daily releases, statistics, domestic and international NFL updates and other information about the NFL are available.

OFFICIAL STEELERS WEBSITE

- Media and fans can read about the latest Steelers news on the official Steelers website. The site, www.steelers.com, features breaking news statistics, player biographies and much more.

STEELERS NATION HD RADIO

- Steelers Nation Radio is a 24-hour/day HD radio station dedicated specifically to the Pittsburgh Steelers. It can be heard on www.steelers.com, the official Steelers app or the iheart app on your smartphone, and at 102.5 WDVE HD2.
- A daily schedule of what is on Steelers Nation HD Radio is available at www.facebook.com/steelersnationradio.

@STEELERSPRDEPT

The Steelers Communications Department has created a Twitter account for media to follow for news and information. The department's Twitter account is the primary platform for how the team disseminates news and information including press releases, media advisories, practice and media availability times and more.

COUNTDOWN TO KICKOFF

| | |
|-------|--|
| 1989 | The Steelers have either led the NFL or tied for the League lead in sacks dating back to the start of every season since 1989. |
| 430 | RB Najee Harris opened his NFL career with 430 scrimmage touches (347 rushes and 83 receptions) without a fumble, which was the seventh-most scrimmage touches (sixth among running backs) without a fumble to open a career in NFL history. |
| 365 | RB Najee Harris has 365 career rushes without a fumble, which is the fifth-most rushes (fourth among running backs) without a fumble to open a career in NFL history. |
| 300+ | Pittsburgh has allowed 300 or more passing yards in a game just four times since the start of the 2019 season, which is the fewest in the NFL over the span. The teams to throw for 300 yards against the Steelers over their last 52 games, include include L.A. Chargers (2021), Las Vegas Raiders (2021), New England (2019) and L.A. Chargers (2019). |
| 277 | WR Diontae Johnson has now played in 51 career games for the Steelers. He has registered 277 catches for 2,971 yards and 20 TDs. His 277 receptions are the most by a player in franchise history and tied for the 10th-most in NFL history over their first 51 career games played. |
| 200+ | Baltimore QB Tyler Huntley threw for just 141 yards in Week 18 of 2021. Pittsburgh has limited 25 opponents to 200 passing yards or less in the regular season since the start of the 2019 campaign, which is tied for the fourth-most in the NFL over the span. |
| 190 | Pittsburgh has scored 190 points in the fourth quarter since the start of the 2021 season, which is the third-most in the NFL. The Steelers owns a 48-point scoring margin (190-142) in the fourth quarter since the start of the 2021 season, which is the sixth-best in the NFL. |
| 95 | Pittsburgh has registered 95 takeaways in the regular season since the start of the 2019 campaign, which is the most in the NFL in that span. |
| 78 | TE Pat Freiermuth's 78 career receptions are the most by a tight end in franchise history and tied for the ninth-most in NFL history over their first 20 career games played. |
| 69.0 | DT Cameron Heyward's 69.0 career sacks are the most by a Steelers defensive lineman since 1982, third-most by an active defensive tackle, fifth-most in franchise history and fourth-most by a Steeler since 1982. |
| 43 | LB Myles Jack leads the Steelers and ranks tied for third in the NFL with 43 tackles over the first four games. His 43 tackles are the second-most through four games in franchise history. |
| 25-10 | Pittsburgh is 25-10 (.714) in the regular season when starting a rookie quarterback since the 1970 AFL-NFL merger. The Steelers' 25 regular-season victories when starting a rookie quarterback are tied for the seventh-most since the 1970 AFL-NFL merger. |
| 21 | K Chris Boswell has made 21 of 26 field goal attempts (80.0%) in his NFL career from 50+ yards. His 21 field goals made from 50+ yards are the most in franchise history. He ranks second in 50-yard field goal percentage among all NFL kickers in the Super Bowl era. |
| 21-12 | Pittsburgh is 21-12 (.636) in the regular season when entering a game with an in-season three-game losing streak since the 1970 AFL-NFL merger. The Steelers own a .636 regular-season winning percentage when entering a game with an in-season three-game losing streak since the 1970 AFL-NFL merger, which is the third-highest in the League over the span. |
| 19 | S Minkah Fitzpatrick's 19 takeaways (14 INT, five FR) are the second-most in the NFL since the start of the 2019 season. |
| 16 | Pittsburgh's 16 victories in one-score games are the most in the NFL since the start of the 2020 season. The Steelers' .750 (16-6-1) winning percentage in one-score games also is the third-highest in the NFL (min. 15 games) since the start of the 2020 season. |
| 12 | K Chris Boswell has made 12 of 15 career field goals (80.0%) in the final two minutes of regulation and overtime. |
| 12 | K Chris Boswell has made 12 field goals of 50+ yards since the start of the 2021 season, which is tied for the most in the NFL over the span. |
| 10+ | The Steelers have won four games when trailing at halftime by 10+ points since the start of the 2020 season, which is the most in the NFL. |

COUNTDOWN TO KICKOFF

| | |
|------|---|
| 10 | K Chris Boswell has registered 10 career game-winning field goals (last five min. of the fourth quarter or overtimes), which ranks second in franchise history. |
| 9 | Pittsburgh registered nine TFL at Cincinnati in Week 1. The nine TFL are tied for the third-most by the franchise in a season opener since 2003. The Steelers registered 11 in 2020 (at N.Y. Giants), 10 in 2018 (at Cleveland) and nine in 2008 (vs. Houston). |
| 8.5 | LB Alex Highsmith has recorded 8.5 sacks in his last six games, which dates back to Week 17 of the 2021 season. His 8.5 sacks are the most in the NFL over the span. |
| 8 | The Steelers have won eight games when trailing at the end of the third quarter since the start of 2020, which is the most in the NFL. Pittsburgh's .405 winning percentage when trailing at the end of the third quarter is the highest in the NFL (min. 10 games) since the start of 2020. |
| 8 | TE Pat Freiermuth's eight TD receptions are tied for the fifth-most among tight ends since the start of the 2021 season. |
| 7.0+ | DT Cameron Heyward has registered at least 7.0 sacks in a season six different times in his career, which is tied for the eighth-most by a defensive tackle since 1982. |
| 7 | Pittsburgh has won seven games when trailing at halftime since the start of the 2020 season, which is the second-most in the NFL over the span. |
| 5 | Pittsburgh forced five turnovers at Cincinnati in Week 1, which is the most forced by the Steelers since Sept. 22, 2019 at San Francisco. The five takeaways are tied for the most by the franchise in a season opener. |
| 5 | Pittsburgh led the NFL with 55.0 sacks in 2021. The Steelers have led the League in sacks in each of the last five seasons (2017-21). The Steelers are the first team in NFL history to lead the NFL in sacks in four straight seasons, let alone five. |
| 5+ | WR Diontae Johnson recorded five or more catches in 15 straight games, which was the longest active streak in the NFL, before it came to an end in Week 4 vs. N.Y. Jets. The 15-game streak was the second-longest streak in franchise history and tied for 14th-longest in NFL history. |
| 5.5 | LB Alex Highsmith ranks second in the NFL with 5.5 sacks, ranks tied for fourth in QB hits (eight) and tied for sixth in tackles for loss (five). His 5.5 sacks are tied for the most in franchise history through the first four games of the season. |
| 4 | DT Cameron Heyward was selected as a defensive captain for the eighth consecutive year (2015-22). Only four players in franchise history have been selected captain more than Heyward — Ben Roethlisberger (13), Sam Davis (11), Andy Russell (10) and Mike Webster (nine). |
| 4 | Pittsburgh picked off Cincinnati QB Joe Burrow four times in Week 1. The four interceptions are tied for the second-most by the franchise in a season opener. The Steelers registered five in 1992 (at Houston Oilers) and 1980 (vs. Houston Oilers). |
| 4TH | S Minkah Fitzpatrick became the fourth player in NFL history with an interception return for TD in four of his first five seasons, joining Nate Clements, Pro Football Hall of Famer Ken Houston and Deion Jones. |
| 4TH | With the 29-27 victory over Chicago in Week 9 of 2021, head coach Mike Tomlin became the 20th head coach in NFL history to reach 150 career wins. He reached the 150-win plateau in the fourth-fewest games (232 games) in League history. |
| 3RD | S Minkah Fitzpatrick's five defensive TDs rank tied for third in the NFL among active players. |
| 2ND | Since joining the Steelers in 2015, K Chris Boswell is 190-of-216 field goal attempts (80.6%). He ranks second in field goal percentage among all NFL kickers with at least 200 field goal attempts since 2015. |
| 1ST | LB T.J. Watt registered six tackles (all solo), three for loss, two passes defended, one interception, one quarterback hit and 1.0 sack at Cincinnati in Week 1. He is the first player since 1982 with 70.0 or more sacks and five or more interceptions in his first six NFL seasons. |
| 0 | LB T.J. Watt has missed seven games in his career due to injury. The Steelers have lost all seven of those games. Pittsburgh is 52-24-2 (.679) when Watt plays since entering the League in 2017. |

STEELERS-BUCCANEERS SERIES HISTORY

- Sunday's game will mark the 12th regular-season meeting between Pittsburgh and Tampa Bay.
- The Steelers own a seven-game advantage in the regular-season series (9-2).
- Pittsburgh and Tampa Bay have never met in the postseason.
- The Steelers' .818 winning percentage against the Buccaneers is the second-highest in franchise history vs. opponent (vs. Atlanta Falcons, 12-2-1, .833).
- The Steelers' .818 winning percentage against the Buccaneers is tied for the ninth-highest in NFL history vs. opponent.
- Sunday's game will be the fourth regular-season meeting between the two teams in Pittsburgh where the Steelers lead the series, 3-1 (.750).
- Pittsburgh and Tampa Bay have met twice in the month of October. The Steelers have captured both meetings, including one at Tampa Bay (W, 17-10; 10/21/2001) and one at Pittsburgh (W, 17-12, 10/30/1983).

INSIDE THE SERIES

| CATEGORY | RECORD |
|--------------------------|--|
| Series History | Started in 1976 |
| Overall | Steelers lead, 9-2 |
| In Pittsburgh | Steelers lead, 3-1 |
| At Tampa Bay | Steelers lead, 6-1 |
| Neutral | n/a |
| Overall Regular Season | Steelers lead, 9-2 |
| In Pittsburgh | Steelers lead, 3-1 |
| At Tampa Bay | Steelers lead, 6-1 |
| Neutral | n/a |
| Streak | Steelers won the last meeting |
| Last Regular-Season Game | W, 30-27 (Sept. 24, 2018 in Tampa Bay) |
| Postseason Series | Steelers lead, 2-1 |
| In Pittsburgh | Steelers lead, 2-1 |
| At Buffalo | n/a |
| Last Postseason Game | W, 40-21 (Jan. 6, 1996 in Pittsburgh) |

ALL-TIME SERIES RESULTS

Steelers lead, 9-2 (H: 3-1, A: 6-1)

| Date | Site | Week | Result |
|---------------------|------|------|----------|
| 09/24/2018 | A | 3 | W, 30-27 |
| 09/28/2014 | H | 4 | L, 24-27 |
| 09/26/2010 | A | 3 | W, 38-13 |
| 12/03/2006 | H | 13 | W, 20-3 |
| 12/23/2002 | A | 16 | W, 17-7 |
| 10/21/2001 | A | 6 | W, 17-10 |
| 12/13/1998 | A | 15 | L, 3-16 |
| 12/24/1989 | A | 16 | W, 31-22 |
| 10/30/1983 | H | 9 | W, 17-12 |
| 11/09/1980 | A | 10 | W, 24-21 |
| 12/05/1976 | H | 13 | W, 42-0 |
| Indicates home game | | | |

2022 STATS COMPARISON

| | STEELERS | BUCCANEERS |
|------------------------------|-------------|-------------|
| Total Games | 5 | 5 |
| Total Drives | 58 | 57 |
| Total Drives per Game | 11.6 | 11.4 |
| First downs | 92 | 103 |
| Rushing 1st downs | 27 | 20 |
| Passing 1st downs | 59 | 72 |
| 1st downs from penalties | 6 | 11 |
| 3rd down eff. (Made-Att-Pct) | 24-66-36% | 27-68-40% |
| 4th down eff. (Made-Att-Pct) | 1-4-25% | 1-3-33% |
| Total Net Yards | 1,479 | 1,688 |
| Avg. Yards per Game | 295.8 | 337.6 |
| Total Plays | 306 | 320 |
| Yards per play | 4.8 | 5.3 |
| Net Yards Rushing | 443 | 330 |
| Rush Attempts | 114 | 106 |
| Yards per rush | 3.89 | 3.11 |
| Net Yards Passing | 1036 | 1358 |
| Sacks-Yards lost | 11-64 | 7-51 |
| Gross Yards | 1100 | 1409 |
| Comp-Att-Pct | 113-181-62% | 141-207-68% |
| Yards per pass | 5.72 | 6.56 |
| Interceptions thrown | 6 | 1 |
| Punts (Num-Yds) | 25-1127 | 22-1000 |
| Punts blocked | 0 | 0 |
| Net Punting Avg Yds | 42.0 | 38.6 |
| Gross Punting Avg Yds | 45.1 | 45.5 |

| | STEELERS | BUCCANEERS |
|-----------------------------|-------------|-------------|
| Net Yards Passing | 1036 | 1358 |
| Sacks-Yards lost | 11-64 | 7-51 |
| Gross Yards | 1100 | 1409 |
| Comp-Att-Pct | 113-181-62% | 141-207-68% |
| Yards per pass | 5.72 | 6.56 |
| Interceptions thrown | 6 | 1 |
| Net Yards Passing | 1036 | 1358 |
| Sacks-Yards lost | 11-64 | 7-51 |
| Gross Yards | 1100 | 1409 |
| Comp-Att-Pct | 113-181-62% | 141-207-68% |
| Yards per pass | 5.72 | 6.56 |
| Interceptions thrown | 6 | 1 |
| Punts (Num-Yds) | 25-1127 | 22-1000 |
| Punts blocked | 0 | 0 |
| Net Punting Avg Yds | 42.0 | 38.6 |
| Gross Punting Avg Yds | 45.1 | 45.5 |
| Defensive/Special Teams TDs | 1 | 1 |
| Extra Points (Made-Att) | 7-7 | 13-13 |
| Kicking (Made-Att) | 6-6 | 13-13 |
| 2Pt Conversions (Made-Att) | 1-1 | 0-0 |
| Safeties | 0 | 1 |
| Kickoffs (Num-EZ-TB) | 17-12-9 | 23-14-11 |
| Field Goals (Made-Att) | 8-10 | 7-8 |
| FGs Blocked - PATs Blocked | 0-0 | 1-0 |
| Goal to Go (Made-Att-Pct) | 5-6-83% | 5-8-63% |
| Red Zone (Made-Att-Pct) | 6-9-67% | 9-14-64% |

| STEELERS VS. BUCCANEERS SUPERLATIVES | | | | | |
|---|----------------------|------------|------|----|----------|
| Passing Yards | | | | | |
| | Name | Date | Site | Wk | Result |
| 353 | Ben Roethlisberger | 09/24/2018 | A | 3 | W, 30-27 |
| 314 | Ben Roethlisberger | 09/28/2014 | H | 4 | L, 24-27 |
| 236 | Tommy Maddox | 12/23/2002 | A | 16 | W, 17-7 |
| Pass Completions | | | | | |
| 30 | Ben Roethlisberger | 09/24/2018 | A | 3 | W, 30-27 |
| 29 | Ben Roethlisberger | 09/28/2014 | H | 4 | L, 24-27 |
| 20 | Cliff Stoudt | 10/30/1983 | H | 9 | W, 17-12 |
| Pass Attempts | | | | | |
| 40 | Ben Roethlisberger | 09/28/2014 | H | 4 | L, 24-27 |
| 39 | Cliff Stoudt | 10/30/1983 | H | 9 | W, 17-12 |
| 38 | Ben Roethlisberger | 09/24/2018 | A | 3 | W, 30-27 |
| Passing Touchdowns | | | | | |
| 3 | Ben Roethlisberger | 09/24/2018 | A | 3 | W, 30-27 |
| | Ben Roethlisberger | 09/28/2014 | H | 4 | L, 24-27 |
| | Charlie Batch | 09/26/2010 | A | 3 | W, 38-13 |
| Long Pass | | | | | |
| 75 | Ben Roethlisberger | 09/24/2018 | A | 3 | W, 30-27 |
| 46 | Charlie Batch | 09/26/2010 | A | 3 | W, 38-13 |
| 41 | Tommy Maddox | 12/23/2002 | A | 16 | W, 17-7 |
| Completion Percentage (min. 14 pass att.) | | | | | |
| 78.9 | Ben Roethlisberger | 09/24/2018 | A | 3 | W, 30-27 |
| 73.9 | Tommy Maddox | 12/23/2002 | A | 16 | W, 17-7 |
| 72.5 | Ben Roethlisberger | 09/28/2014 | H | 4 | L, 24-27 |
| Passer Rating (min. 14 pass att.) | | | | | |
| 120.9 | Tommy Maddox | 12/23/2002 | A | 16 | W, 17-7 |
| 120.7 | Ben Roethlisberger | 09/24/2018 | A | 3 | W, 30-27 |
| 120.2 | Ben Roethlisberger | 09/28/2014 | H | 4 | L, 24-27 |
| Rushing Yards | | | | | |
| 143 | Jerome Bettis | 10/21/2001 | A | 6 | W, 17-10 |
| | Rashard Mendenhall | 09/26/2010 | A | 3 | W, 38-13 |
| 118 | Rocky Bleier | 12/05/1976 | H | 13 | W, 42-0 |
| Rushing Attempts | | | | | |
| 29 | Rocky Bleier | 12/05/1976 | H | 13 | W, 42-0 |
| 26 | Jerome Bettis | 12/23/2002 | A | 16 | W, 17-7 |
| 22 | Willie Parker | 12/03/2006 | H | 13 | W, 20-3 |
| Rushing Touchdowns | | | | | |
| 3 | Rocky Bleier | 12/05/1976 | H | 13 | W, 42-0 |
| 2 | Tim Worley | 12/24/1989 | A | 16 | W, 31-22 |
| Long Rush | | | | | |
| 46 | Jerome Bettis | 10/21/2001 | A | 6 | W, 17-10 |
| 34 | Rashard Mendenhall | 09/26/2010 | A | 3 | W, 38-13 |
| 27 | James Conner | 09/24/2018 | A | 3 | W, 30-27 |
| Receptions | | | | | |
| 10 | Heath Miller | 09/28/2014 | H | 4 | L, 24-27 |
| 9 | Juliu Smith-Schuster | 09/24/2018 | A | 3 | W, 30-27 |
| 7 | Walter Abercrombie | 10/30/1983 | H | 9 | W, 17-12 |
| | Antonio Brown | 09/28/2014 | H | 4 | L, 24-27 |
| Receiving Yards | | | | | |
| 137 | Louis Lipps | 12/24/1989 | A | 16 | W, 31-22 |
| 131 | Antonio Brown | 09/28/2014 | H | 4 | L, 24-27 |
| 127 | Plaxico Burress | 12/23/2002 | A | 16 | W, 17-7 |

| STEELERS VS. BUCCANEERS SUPERLATIVES | | | | | |
|--------------------------------------|---|------------|---|----|----------|
| Receiving Touchdowns | | | | | |
| 2 | Lynn Swann | 12/05/1976 | H | 13 | W, 42-0 |
| | Louis Lipps | 12/24/1989 | A | 16 | W, 31-22 |
| | Mike Wallace | 09/26/2010 | A | 3 | W, 38-13 |
| | Antonio Brown | 09/28/2014 | H | 4 | L, 24-27 |
| Long Reception | | | | | |
| 75 | Vance McDonald | 09/24/2018 | A | 3 | W, 30-27 |
| 46 | Mike Wallace | 09/26/2010 | A | 3 | W, 38-13 |
| 43 | Juliu Smith-Schuster | 09/24/2018 | A | 3 | W, 30-27 |
| Scrimmage Yards | | | | | |
| 151 | Jerome Bettis | 10/21/2001 | A | 6 | W, 17-10 |
| 143 | Rashard Mendenhall | 09/26/2010 | A | 3 | W, 38-13 |
| 137 | Louis Lipps | 12/24/1989 | A | 16 | W, 31-22 |
| Tackles | | | | | |
| 12 | James Farrior | 12/03/2006 | H | 13 | W, 20-3 |
| 11 | Dewayne Washington | 10/21/2001 | A | 6 | W, 17-10 |
| 9 | Bryant McFadden | 12/03/2006 | H | 13 | W, 20-3 |
| | Lawrence Timmons | 09/28/2014 | H | 4 | L, 24-27 |
| Sacks | | | | | |
| 4.0 | Joey Porter | 10/21/2001 | A | 6 | W, 17-10 |
| 3.0 | Kimo Von Oelhoffen | 10/21/2001 | A | 6 | W, 17-10 |
| 2.5 | Aaron Smith | 12/23/2002 | A | 16 | W, 17-7 |
| Interceptions | | | | | |
| 1 | 14 different players | | | | |
| | Last: Mike Hilton Terrell Edmunds Bud Dupree | 09/24/2018 | A | 3 | W, 30-27 |
| Points Scored | | | | | |
| 42 | 12/05/1976 | | H | 13 | W, 42-0 |
| 38 | 09/26/2010 | | A | 3 | W, 38-13 |
| 31 | 12/24/1989 | | A | 16 | W, 31-22 |
| Fewest Points Scored | | | | | |
| 3 | 12/13/1998 | | H | 13 | L, 3-16 |
| 17 | 12/23/2002 | | A | 3 | W, 17-7 |
| | 10/21/2001 | | A | 16 | W, 17-10 |
| | 10/30/1983 | | A | 3 | W, 17-12 |
| Most Points Allowed | | | | | |
| 27 | 09/24/2018 | | A | 3 | W, 30-27 |
| | 09/28/2014 | | H | 4 | L, 24-27 |
| 22 | 12/24/1989 | | A | 16 | W, 31-22 |
| Fewest Points Allowed | | | | | |
| 0 | 12/05/1976 | | H | 13 | W, 42-0 |
| 3 | 12/03/2006 | | H | 13 | W, 20-3 |
| 7 | 12/23/2002 | | A | 16 | W, 17-7 |
| Margin of Victory | | | | | |
| 42 | 12/05/1976 | | H | 13 | W, 42-0 |
| 25 | 09/26/2010 | | A | 3 | W, 38-13 |
| 17 | 12/03/2006 | | H | 13 | W, 20-3 |
| Margin of Defeat | | | | | |
| 13 | 12/13/1998 | | A | 15 | L, 3-16 |
| 3 | 09/28/2014 | | H | 4 | L, 24-27 |



2018 WEEK 3
Pittsburgh Steelers 30, Tampa Bay Buccaneers 27
62,571 ⚡ Raymond James Stadium ⚡ Sep 24, 2018



| | | | | | | |
|----------------------------|---|----|---|----|---|----|
| Pittsburgh Steelers | 6 | 24 | 0 | 0 | — | 30 |
| Tampa Bay Buccaneers | 7 | 3 | 3 | 14 | — | 27 |

SCORING DRIVES

| TEAM | QTR | TIME | SCORING PLAY | PIT | TB |
|------------|-----|-------|--|-----|----|
| Buccaneers | 1 | 07:21 | C.Brake 4 yd. pass from R.Fitzpatrick (C.Catanzaro kick) (5-53, 2:34) | 0 | 7 |
| Steelers | 1 | 05:48 | V.McDonald 75 yd. pass from B.Roethlisberger (kick failed, hru) (3-75, 1:33) | 6 | 7 |
| Steelers | 2 | 12:14 | C.Boswell 38 yd. Field Goal (9-72, 4:45) | 9 | 7 |
| Steelers | 2 | 10:33 | A.Brown 27 yd. pass from B.Roethlisberger (C.Boswell kick) (2-33, 0:47) | 16 | 7 |
| Steelers | 2 | 02:50 | B.Dupree 10 yd. interception return (C.Boswell kick) | 23 | 7 |
| Buccaneers | 2 | 01:15 | C.Catanzaro 21 yd. Field Goal (6-75, 1:35) | 23 | 10 |
| Steelers | 2 | 00:06 | R.Switzer 1 yd. pass from B.Roethlisberger (C.Boswell kick) (9-75, 1:09) | 30 | 10 |
| Buccaneers | 3 | 07:07 | C.Catanzaro 28 yd. Field Goal (14-65, 7:53) | 30 | 13 |
| Buccaneers | 4 | 11:06 | C.Godwin 4 yd. pass from R.Fitzpatrick (C.Catanzaro kick) (12-63, 5:00) | 30 | 20 |
| Buccaneers | 4 | 05:43 | M.Evans 24 yd. pass from R.Fitzpatrick (C.Catanzaro kick) (9-92, 2:57) | 30 | 27 |

PITTSBURGH STEELERS

| PASSING | ATT | CP | YDS | SK/YD | TD | LG | INT | RTG |
|--------------------|-----|----|-----|-------|----|-----|-----|-------|
| Ben Roethlisberger | 38 | 30 | 353 | 3/18 | 3 | 75t | 1 | 120.7 |
| TOTAL | 38 | 30 | 353 | 3/18 | 3 | 75T | 1 | 120.7 |

| RUSHING | ATT | YDS | AVG | LG | TD |
|--------------------|-----|-----|------|----|----|
| James Conner | 15 | 61 | 4.1 | 27 | 0 |
| Stevan Ridley | 3 | 18 | 6.0 | 9 | 0 |
| Ben Roethlisberger | 4 | -1 | -0.3 | 2 | 0 |
| TOTAL | 22 | 78 | 3.5 | 27 | 0 |

| RECEIVING | NO | YDS | AVG | LG | TD |
|---------------------|----|-----|------|-----|----|
| JuJu Smith-Schuster | 9 | 116 | 12.9 | 43 | 0 |
| Antonio Brown | 6 | 50 | 8.3 | 27t | 1 |
| James Conner | 5 | 34 | 6.8 | 18 | 0 |
| Vance McDonald | 4 | 112 | 28.0 | 75t | 1 |
| Ryan Switzer | 3 | 9 | 3.0 | 5 | 1 |
| James Washington | 2 | 25 | 12.5 | 13 | 0 |
| Jesse James | 1 | 7 | 7.0 | 7 | 0 |
| TOTAL | 30 | 353 | 11.8 | 75T | 3 |

| TOP DEFENSE | TOT | SOLO | AST | SCK | YDS | INT |
|-----------------|-----|------|-----|-----|-----|-----|
| Jon Bostic | 6 | 6 | 0 | 1.0 | 6.0 | 0 |
| Sean Davis | 6 | 5 | 1 | 0.0 | 0.0 | 0 |
| Coty Sensabaugh | 5 | 5 | 0 | 0.0 | 0.0 | 0 |

| FIELD GOALS | FGM/FGA | PERCENT | RESULTS |
|---------------|---------|---------|----------|
| Chris Boswell | 1-2 | 50.0 | (38, 47) |
| TOTAL | 1-2 | 50.0 | |

TAMPA BAY BUCCANEERS

| PASSING | ATT | CP | YDS | SK/YD | TD | LG | INT | RTG |
|------------------|-----|----|-----|-------|----|----|-----|------|
| Ryan Fitzpatrick | 50 | 30 | 411 | 3/19 | 3 | 51 | 3 | 81.3 |
| TOTAL | 50 | 30 | 411 | 3/19 | 3 | 51 | 3 | 81.3 |

| RUSHING | ATT | YDS | AVG | LG | TD |
|------------------|-----|-----|------|----|----|
| Peyton Barber | 8 | 33 | 4.1 | 18 | 0 |
| Ryan Fitzpatrick | 5 | 27 | 5.4 | 17 | 0 |
| Adam Humphries | 1 | 4 | 4.0 | 4 | 0 |
| Jacquizz Rodgers | 2 | -1 | -0.5 | 0 | 0 |
| TOTAL | 16 | 63 | 3.9 | 18 | 0 |

| RECEIVING | NO | YDS | AVG | LG | TD |
|------------------|----|-----|------|----|----|
| Mike Evans | 6 | 137 | 22.8 | 51 | 1 |
| O.J. Howard | 6 | 72 | 12.0 | 21 | 0 |
| Chris Godwin | 5 | 74 | 14.8 | 20 | 1 |
| DeSean Jackson | 3 | 37 | 12.3 | 17 | 0 |
| Cameron Brate | 3 | 34 | 11.3 | 21 | 1 |
| Adam Humphries | 3 | 30 | 10.0 | 16 | 0 |
| Jacquizz Rodgers | 2 | 18 | 9.0 | 11 | 0 |
| Shaun Wilson | 2 | 9 | 4.5 | 5 | 0 |
| TOTAL | 30 | 411 | 13.7 | 51 | 3 |

| TOP DEFENSE | TOT | SOLO | AST | SCK | YDS | INT |
|----------------|-----|------|-----|-----|-----|-----|
| Lavonte David | 9 | 8 | 1 | 0.0 | 0.0 | 0 |
| M.J. Stewart | 8 | 8 | 0 | 0.0 | 0.0 | 0 |
| Kwon Alexander | 8 | 5 | 3 | 0.0 | 0.0 | 0 |

| FIELD GOALS | FGM/FGA | PERCENT | RESULTS |
|--------------------|---------|---------|----------|
| Chandler Catanzaro | 2-2 | 100.0 | (21, 28) |
| TOTAL | 2-2 | 100.0 | |

Team Statistics

| | Steelers | Buccaneers |
|------------------------------|----------|------------|
| First Downs | 22 | 28 |
| 3rd-Down Eff. (Made/Att/Pct) | 3/11/27% | 3/9/33% |
| 4th-Down Eff. (Made/Att/Pct) | 0/0/0% | 1/1/100% |
| Total Net Yards | 413 | 455 |
| Total Plays | 63 | 69 |
| Yards Per Play | 6.6 | 6.6 |
| Rushes/Net Yards | 22/78 | 16/63 |
| Net Passing | 335 | 392 |
| Pass Attempts/Completions | 38/30 | 50/30 |
| Had Intercepted | 1 | 3 |
| Sacked/Yards Lost | 3/18 | 3/19 |
| Punts/Average | 5/45.6 | 3/42.0 |
| Penalties/Yards | 13/155 | 9/80 |
| Fumbles/Lost | 1/0 | 1/1 |
| Possession Time | 30:21 | 29:39 |

STEELERS. QB STATS IN FIRST START WITH TEAM (SINCE 1952)

| Player | Date | Opponent | Result | Comp-Att | Comp. Pct. | Yards | TD | INT |
|--------------------|------------|--------------|---------------|----------|------------|-------|----|-----|
| Kenny Pickett | 10/09/2022 | at Bills | L, 3-38 | 34-52 | 65.4 | 327 | 0 | 1 |
| Mitch Trubisky | 09/11/2022 | at Bengals | W, 23-20 (ot) | 21-38 | 55.3 | 194 | 1 | 0 |
| Devlin Hodges | 10/13/2019 | at Chargers | W, 24-17 | 15-20 | 75.0 | 132 | 1 | 1 |
| Mason Rudolph | 9/22/2019 | at 49ers | L, 20-24 | 14-27 | 51.9 | 174 | 2 | 1 |
| Landry Jones | 10/25/2015 | at Chiefs | L, 13-23 | 16-29 | 55.2 | 209 | 1 | 2 |
| Mike Vick | 10/1/2015 | vs. Ravens | L, 20-23 | 19-26 | 73.1 | 124 | 1 | 0 |
| Byron Leftwich | 11/18/2012 | vs. Ravens | L, 10-13 | 18-39 | 46.2 | 199 | 0 | 1 |
| Dennis Dixon | 11/29/2009 | at Ravens | L, 17-20 | 12-26 | 46.2 | 145 | 1 | 1 |
| Charlie Batch | 11/6/2005 | at Packers | W, 20-10 | 9-16 | 56.3 | 65 | 0 | 1 |
| Ben Roethlisberger | 9/26/2004 | at Dolphins | W, 13-3 | 12-22 | 54.5 | 163 | 1 | 1 |
| Tommy Maddox | 10/6/2002 | at Saints | L, 29-32 | 22-38 | 57.9 | 268 | 3 | 1 |
| Kent Graham | 9/3/2000 | vs. Ravens | L, 0-16 | 17-38 | 44.7 | 199 | 0 | 0 |
| Kordell Stewart | 8/31/1997 | vs. Cowboys | L, 7-37 | 13-28 | 46.4 | 104 | 1 | 1 |
| Jim Miller | 9/1/1996 | at Jaguars | L, 9-24 | 9-17 | 52.9 | 83 | 0 | 0 |
| Mike Tomczak | 9/5/1993 | vs. 49ers | L, 13-24 | 4-11 | 36.4 | 46 | 0 | 2 |
| Neil O'Donnell | 10/20/1991 | vs. Seahawks | L, 7-27 | 14-22 | 63.6 | 184 | 1 | 1 |
| Todd Blackledge | 10/9/1988 | at Cardinals | L, 14-31 | 8-20 | 40.0 | 114 | 0 | 0 |
| Steve Bono | 10/4/1987 | at Falcons | W, 28-12 | 12-23 | 52.2 | 164 | 1 | 1 |
| Bubby Brister | 10/13/1986 | at Bengals | L, 22-24 | 12-33 | 36.4 | 191 | 0 | 0 |
| Scott Campbell | 11/24/1985 | vs. Redskins | L, 23-30 | 15-35 | 42.9 | 224 | 2 | 3 |
| David Woodley | 9/2/1984 | vs. Chiefs | L, 27-37 | 11-17 | 64.7 | 225 | 2 | 1 |
| Mark Malone | 12/13/1981 | vs. Bengals | L, 10-17 | 15-30 | 50.0 | 137 | 1 | 2 |
| Cliff Stoudt | 10/26/1980 | at Browns | L, 26-27 | 18-37 | 48.6 | 310 | 0 | 1 |
| Mike Kruczek | 10/17/1976 | vs. Bengals | W, 23-6 | 5-12 | 41.7 | 58 | 0 | 1 |
| Joe Gilliam | 12/3/1973 | at Dolphins | L, 26-30 | 0-7 | 0 | 0 | 0 | 3 |
| Terry Bradshaw | 9/20/1970 | vs. Oilers | L, 7-19 | 4-16 | 25.0 | 70 | 0 | 1 |
| Terry Hanratty | 10/26/1969 | vs. Redskins | L, 7-14 | 11-28 | 39.3 | 156 | 1 | 2 |
| Dick Shiner | 10/5/1968 | at Browns | L, 24-31 | 11-24 | 45.8 | 141 | 2 | 1 |
| Kent Nix | 10/1/1967 | at Eagles | L, 24-34 | 12-26 | 46.2 | 159 | 1 | 3 |
| George Izo | 10/16/1966 | vs. Eagles | L, 14-31 | 10-28 | 35.7 | 105 | 1 | 2 |
| Ron Smith | 9/25/1966 | vs. Redskins | L, 27-33 | 12-24 | 50.0 | 276 | 2 | 3 |
| Tom Wade | 11/21/1965 | vs. Redskins | L, 3-31 | 1-7 | 14.3 | 15 | 0 | 2 |
| Bill Nelsen | 11/15/1964 | vs. Redskins | L, 0-30 | 4-15 | 26.7 | 69 | 0 | 1 |
| Ed Brown | 9/16/1962 | at Lions | L, 7-45 | 4-12 | 33.3 | 83 | 1 | 1 |
| Rudy Bukich | 10/23/1960 | at Redskins | T, 27-27 | 14-28 | 50.0 | 265 | 2 | 0 |
| Bobby Layne | 10/12/1958 | vs. Eagles | W, 24-3 | 10-20 | 50.0 | 81 | 0 | 1 |
| Len Dawson | 12/1/1957 | at Eagles | L, 6-7 | 2-4 | 50.0 | 25 | 0 | 0 |
| Earl Morrall | 9/29/1957 | vs. Redskins | W, 28-7 | 15-32 | 46.9 | 249 | 3 | 0 |
| Jack Scarbath | 12/2/1956 | vs. Rams | W, 30-13 | 6-14 | 42.9 | 117 | 2 | 1 |
| Ted Marchibroda | 9/30/1956 | vs. Redskins | W, 30-13 | 6-10 | 60.0 | 83 | 1 | 0 |
| Bill Mackrides | 11/29/1953 | vs. Redskins | L, 9-17 | 23-43 | 53.5 | 238 | 0 | 3 |
| Jim Finks | 9/28/1952 | vs. Eagles | L, 25-31 | 13-24 | 54.2 | 235 | 1 | 2 |

indicates Steelers victory

WHEN QB MAKING FIRST START FOR STEELERS

- Pittsburgh owns a 10-31-1 (.250) record since 1952 when its quarterback makes his Steelers starting debut, including 5-14-1 (.275) mark on the road.
- The 10 signal callers to pick up victories in their first career start with the franchise include: **Mitch Trubisky** (2022), Devlin Hodges (2019), Charlie Batch (2005), Ben Roethlisberger (2004), Steve Bono (1987), Mike Kruczek (1976), Bobby Layne (1958), Earl Morrall (1957), Jack Scarbath (1956) and Ted Marchibroda (1956).
- The five signal callers to pick up road victories in their first career start with the franchise include: **Mitch Trubisky** (2022), Devlin Hodges (2019), Charlie Batch (2005), Ben Roethlisberger (2004) and Steve Bono (1987).
- QB **Kenny Pickett** completed 34-of-52 passes (65.4 percent) for 327 yards, one interception and a 74.8 rating in Week 5 at Buffalo.
- Pickett set franchise records for pass completions, pass attempts and passing yards by quarterbacks in Steelers starting debut.

FRANCHISE QB RECORDS IN TEAM STARTING DEBUT

| CATEGORY | NAME | STAT |
|-----------------------|-----------------|-------|
| Completions | Kenny Pickett | 34 |
| Attempts | Kenny Pickett | 52 |
| Completion Percentage | Devlin Hodges | 75.0% |
| Passing Yards | Kenny Pickett | 327 |
| Passing TDs | Tommy Maddox | 3 |
| | Earl Morrall | 3 |
| Quarterback Rating | Ted Marchibroda | 120.0 |
| Passing Yards/Attempt | Ron Smith | 11.50 |

STEELERS WITH A FIRST-TIME STARTING QB (SINCE 1952)

| Player | Date | Opponent | Result | Comp-Att | Comp. Pct. | Yards | TD | INT |
|----------------------------|------------|--------------|----------|----------|------------|-------|----|-----|
| Kenny Pickett | 10/09/2022 | at Bills | L, 3-38 | 34-52 | 65.4 | 327 | 0 | 1 |
| Devlin Hodges | 10/13/2019 | at Chargers | W, 24-17 | 15-20 | 75.0 | 132 | 1 | 1 |
| Mason Rudolph | 9/22/2019 | at 49ers | L, 20-24 | 14-27 | 51.9 | 174 | 2 | 1 |
| Landry Jones | 10/25/2015 | at Chiefs | L, 13-23 | 16-29 | 55.2 | 209 | 1 | 2 |
| Dennis Dixon | 11/29/2009 | at Ravens | L, 17-20 | 12-26 | 46.2 | 145 | 1 | 1 |
| Ben Roethlisberger | 9/26/2004 | at Dolphins | W, 13-3 | 12-22 | 54.5 | 163 | 1 | 1 |
| Kordell Stewart | 8/31/1997 | vs. Cowboys | L, 7-37 | 13-28 | 46.4 | 104 | 1 | 1 |
| Jim Miller | 9/1/1996 | at Jaguars | L, 9-24 | 9-17 | 52.9 | 83 | 0 | 0 |
| Neil O'Donnell | 10/20/1991 | vs. Seahawks | L, 7-27 | 14-22 | 63.6 | 184 | 1 | 1 |
| Steve Bono | 10/4/1987 | at Falcons | W, 28-12 | 12-23 | 52.2 | 164 | 1 | 1 |
| Bubby Brister | 10/13/1986 | at Bengals | L, 22-24 | 12-33 | 36.4 | 191 | 0 | 0 |
| Scott Campbell | 11/24/1985 | vs. Redskins | L, 23-30 | 15-35 | 42.9 | 224 | 2 | 3 |
| Mark Malone | 12/13/1981 | vs. Bengals | L, 10-17 | 15-30 | 50.0 | 137 | 1 | 2 |
| Cliff Stoudt | 10/26/1980 | at Browns | L, 26-27 | 18-37 | 48.6 | 310 | 0 | 1 |
| Mike Kruzcek | 10/17/1976 | vs. Bengals | W, 23-6 | 5-12 | 41.7 | 58 | 0 | 1 |
| Joe Gilliam | 12/3/1973 | at Dolphins | L, 26-30 | 0-7 | 0 | 0 | 0 | 3 |
| Terry Bradshaw | 9/20/1970 | vs. Oilers | L, 7-19 | 4-16 | 25.0 | 70 | 0 | 1 |
| Terry Hanratty | 10/26/1969 | vs. Redskins | L, 7-14 | 11-28 | 39.3 | 156 | 1 | 2 |
| Kent Nix | 10/1/1967 | at Eagles | L, 24-34 | 12-26 | 46.2 | 159 | 1 | 3 |
| Ron Smith | 9/25/1966 | vs. Redskins | L, 27-33 | 12-24 | 50.0 | 276 | 2 | 3 |
| Tom Wade | 11/21/1965 | vs. Redskins | L, 3-31 | 1-7 | 14.3 | 15 | 0 | 2 |
| Bill Nelsen | 11/15/1964 | vs. Redskins | L, 0-30 | 4-15 | 26.7 | 69 | 0 | 1 |
| Rudy Bukich | 10/23/1960 | at Redskins | T, 27-27 | 14-28 | 50.0 | 265 | 2 | 0 |
| Len Dawson | 12/1/1957 | at Eagles | L, 6-7 | 2-4 | 50.0 | 25 | 0 | 0 |
| Ted Marchibroda | 9/30/1956 | vs. Redskins | W, 30-13 | 6-10 | 60.0 | 83 | 1 | 0 |
| Bill Mackrides | 11/29/1953 | vs. Redskins | L, 9-17 | 23-43 | 53.5 | 238 | 0 | 3 |
| Jim Finks | 9/28/1952 | vs. Eagles | L, 25-31 | 13-24 | 54.2 | 235 | 1 | 2 |
| indicates Steelers victory | | | | | | | | |

STEELERS WITH A FIRST-TIME STARTING QB

- Pittsburgh owns a 5-21-1 (.204) all-time record with a first-time starting quarterback. The five signal callers to register victories in their first career starts include: Devlin Hodges (2019), Ben Roethlisberger (2004), Steve Bono (1987), Mike Kruzcek (1976) and Ted Marchibroda (1956).
- QB **Kenny Pickett** completed 34-of-52 passes (65.4 percent) for 327 yards, one interception and a 74.8 rating in Week 5 at Buffalo.
- Pickett set franchise records for pass completions, pass attempts and passing yards in first career start.

- Pickett's 327 passing yards are the eighth-most by a rookie quarterback in their first career start since the 1970 NFL-AFL merger (record is 422, Cam Newton, Carolina Panthers, at Arizona Cardinals in 2011).

FRANCHISE QB RECORDS IN CAREER STARTING DEBUT

| CATEGORY | NAME | STAT |
|-----------------------|-----------------|-------|
| Completions | Kenny Pickett | 34 |
| Attempts | Kenny Pickett | 52 |
| Completion Percentage | Devlin Hodges | 75.0% |
| Passing Yards | Kenny Pickett | 327 |
| Passing TDs | Mason Rudolph | 2 |
| | Ron Smith | 2 |
| | Rudy Bukich | 2 |
| | Scott Campbell | 2 |
| Quarterback Rating | Ted Marchibroda | 120.0 |
| Passing Yards/Attempt | Ron Smith | 11.50 |

NFL ROOKIE QB RECORDS IN CAREER STARTING DEBUT

| CATEGORY | NAME | STAT |
|-----------------------|----------------------|-------|
| Completions | Kenny Pickett, 2022 | 34 |
| Attempts | Sam Bradford, 2010 | 55 |
| Completion Percentage | Marcus Mariota, 2015 | 86.7% |
| Passing Yards | Cam Newton, 2011 | 422 |
| Passing TDs | Marcus Mariota, 2015 | 4 |
| | Todd Bouman, 2001 | 4 |
| Quarterback Rating | Marcus Mariota, 2015 | 158.3 |
| Passing Yards/Attempt | Dennis Shaw | 15.10 |

KENNY PICKETT RANKS IN NFL ROOKIE QB CAREER STARTING DEBUT

| CATEGORY | STAT | RANK |
|---------------|------|------|
| Completions | 34 | 1st |
| Attempts | 52 | 2nd |
| Passing Yards | 327 | 8th |

- Pickett's 34 completions are the most by a rookie quarterback in their first career start since the 1970 NFL-AFL merger (previous record was 32, Sam Bradford, St. Louis Rams, vs. Arizona Cardinals in 2010).
- Pickett's 52 pass attempts are tied for the third-most by a rookie quarterback in their first career start since the 1970 NFL-AFL merger (record is 55, Sam Bradford, St. Louis Rams, vs. Arizona Cardinals in 2010).

STEELERS ROOKIE QB IN FIRST START AT HOME (SINCE 1970 AFL-NFL MERGER)

| Player | Date | Opponent | Result | Comp-Att | Comp. Pct. | Yards | TD | INT |
|--------------------|------------|--------------|----------|----------|------------|-------|----|-----|
| Devin Hodges | 12/01/2019 | vs. Browns | W, 20-13 | 14-21 | 66.7 | 212 | 1 | 1 |
| Ben Roethlisberger | 10/03/2004 | vs. Bengals | W, 28-17 | 17-25 | 68.0 | 174 | 1 | 0 |
| Bubby Brister | 10/19/1986 | vs. Patriots | L, 0-34 | 9-27 | 33.3 | 100 | 0 | 2 |
| Mike Kruzcek | 10/17/1976 | vs. Bengals | W, 23-6 | 5-12 | 41.7 | 58 | 0 | 1 |
| Terry Bradshaw | 09/20/1970 | vs. Oilers | L, 7-19 | 4-16 | 25.0 | 70 | 0 | 1 |

indicates Steelers victory

STEELERS WITH A STARTING ROOKIE QUARTERBACK

- Pittsburgh is 25-11 (.694) in the regular season when starting a rookie quarterback since the 1970 AFL-NFL merger.
- The Steelers' 25 regular-season victories when starting a rookie quarterback are tied for the seventh-most since the 1970 AFL-NFL merger.

- The Steelers have started a rookie quarterback in 36 games since the 1970 AFL-NFL merger, which is the 10th-fewest in the League over the span.

MOST REGULAR-SEASON WINS WITH ROOKIE STARTING QB SINCE 1970 AFL-NFL MERGER

| RANK | TEAM | WINS |
|------|----------------------|------|
| 1. | Indianapolis Colts | 29 |
| 2. | Chicago Bears | 28 |
| 3. | Buffalo Bills | 27 |
| | New England Patriots | 27 |
| 5. | Miami Dolphins | 26 |
| | N.Y. Jets | 26 |
| 7. | Pittsburgh Steelers | 25 |
| | Arizona Cardinals | 25 |
| 9. | Tampa Bay Buccaneers | 24 |
| 10. | Cleveland Browns | 23 |
| | Baltimore Ravens | 23 |

- Pittsburgh's .694 regular-season winning percentage when starting a rookie quarterback is the highest since the 1970 AFL-NFL merger.
- Only four franchises have a winning record when starting a rookie quarterback since the 1970 AFL-NFL merger.

FEWEST REGULAR-SEASON GAMES WITH ROOKIE STARTING QB SINCE 1970 AFL-NFL MERGER

| RANK | TEAM | GAMES |
|------|---------------------|-------|
| 1. | Kansas City Chiefs | 16 |
| 2. | Green Bay Packers | 21 |
| 3. | Las Vegas Raiders | 25 |
| 4. | Minnesota Vikings | 30 |
| 5. | Denver Broncos | 32 |
| 6. | New Orleans Saints | 33 |
| 7. | Seattle Seahawks | 34 |
| | Baltimore Ravens | 34 |
| 9. | San Francisco 49ers | 35 |
| 10. | Pittsburgh Steelers | 36 |

- The Steelers have started a rookie quarterback in just seven games since 2007, Mike Tomlin's first year as Pittsburgh head coach, which is tied for the third-fewest in the League over the span.

BEST REGULAR-SEASON WIN PERCENTAGE WITH ROOKIE STARTING QB SINCE 1970 AFL-NFL MERGER

| RANK | TEAM | RECORD | WIN PCT. |
|------|---------------------|--------|----------|
| 1. | Pittsburgh Steelers | 25-11 | .694 |
| 2. | Baltimore Ravens | 23-11 | .676 |
| 3. | Seattle Seahawks | 19-15 | .559 |
| 4. | Miami Dolphins | 26-24 | .520 |
| 5. | Green Bay Packers | 9-10-2 | .475 |

- Pittsburgh is 14-3 (.824) in regular-season home games when starting a rookie quarterback since the 1970 AFL-NFL merger.
- The Steelers' .824 regular-season home winning percentage when starting a rookie quarterback is the highest since the 1970 AFL-NFL merger.

FEWEST REGULAR-SEASON GAMES WITH ROOKIE STARTING QB SINCE 2007

| RANK | TEAM | GAMES |
|------|---------------------|-------|
| 1. | Kansas City Chiefs | 1 |
| | New Orleans Saints | 1 |
| 3. | Pittsburgh Steelers | 7 |
| | San Francisco 49ers | 7 |
| 5. | Denver Broncos | 10 |

WHEN FACING TOM BRADY WITH A ROOKIE QB

- Rookie quarterbacks have started 28 games vs. Tom Brady over his 23-year NFL career and own a 5-23 (.179) record.
- The five rookie signal callers to lead their teams to victories over a Tom Brady-led team include Geno Smith (2013), Russell Wilson (2012), Colt McCoy (2010), Mark Sanchez (2009) and Ben Roethlisberger (2004).

WINNING ROOKIE QB VS. TOM BRADY

| PLAYER | DATE | RESULT | C-A-YDS-TD-INT |
|---------------------|------------|-------------------|----------------|
| Geno Smith, NYJ | 10/20/2013 | vs. NE (W, 30-27) | 17-33-233-1-1 |
| Russell Wilson, SEA | 10/14/2012 | vs. NE (W, 24-23) | 16-27-293-3-0 |
| Colt McCoy, CLE | 11/07/2010 | vs. NE (W, 34-14) | 14-19-174-0-0 |
| Mark Sanchez, NYJ | 09/20/2009 | vs. NE (W, 16-9) | 14-22-163-1-0 |
| Ben Roethlisberger | 10/31/2004 | vs. NE (W, 34-20) | 18-24-196-2-0 |

BEST REGULAR-SEASON HOME WIN PERCENTAGE WITH ROOKIE STARTING QB SINCE 1970 AFL-NFL MERGER

| RANK | TEAM | RECORD | WIN PCT. |
|------|---------------------|--------|----------|
| 1. | Pittsburgh Steelers | 14-3 | .824 |
| | Baltimore Ravens | 14-3 | .824 |
| 3. | Seattle Seahawks | 13-4 | .765 |
| 4. | Miami Dolphins | 16-8 | .667 |
| 5. | Atlanta Falcons | 13-8 | .619 |

STEELERS CIRCLE THE WAGONS

- Pittsburgh is 4-5 (.444) when entering a regular-season game with an single-season four-game losing streak since the 1970 AFL-NFL merger.
- Pittsburgh has entered nine regular-season games with an in-season four-game losing streak since the 1970 AFL-NFL merger, which is the second-fewest in the League over the span.

FEWEST REGULAR-SEASON GAMES WITH IN-SEASON FOUR-GAME LOSING STREAK SINCE 1970 AFL-NFL MERGER

| RANK | TEAM | GAMES |
|------|---------------------|-------|
| 1. | Baltimore Ravens | 6 |
| 2. | Pittsburgh Steelers | 9 |
| 3. | Miami Dolphins | 10 |
| 4. | Houston Texans | 12 |
| 5. | Minnesota Vikings | 13 |
| | Dallas Cowboys | 13 |

- Pittsburgh is 2-1 (.667) in the regular season when entering a game with an in-season four-game losing streak since 2007, **Mike Tomlin's** first year as Pittsburgh head coach, which is the fifth-highest in the League over the span.

BEST REGULAR-SEASON WIN PERCENTAGE WITH IN-SEASON FOUR-GAME LOSING STREAK SINCE 2007

| RANK | TEAM | RECORD | WIN PCT. |
|------|----------------------|--------|----------|
| 1. | New England Patriots | 1-0 | 1.000 |
| 2. | Minnesota Vikings | 3-1 | .750 |
| | New Orleans Saints | 3-1 | .750 |
| 4. | Denver Broncos | 5-2 | .714 |
| 5. | Pittsburgh Steelers | 2-1 | .667 |

- Pittsburgh has entered three regular-season games with an in-season four-game losing streak since 2007, **Mike Tomlin's** first year as Pittsburgh head coach, which is tied for the fourth-fewest in the League over the span.

FEWEST REGULAR-SEASON GAMES WITH IN-SEASON FOUR-GAME LOSING STREAK SINCE 2007

| RANK | TEAM | GAMES |
|------|----------------------|-------|
| 1. | New England Patriots | 1 |
| | Seattle Seahawks | 1 |
| 3. | Green Bay Packers | 2 |
| 4. | Pittsburgh Steelers | 3 |
| | Baltimore Ravens | 3 |
| | Dallas Cowboys | 3 |

NO T.J. WATT

- LB **T.J. Watt** has missed eight games in his career due to injury. The Steelers have lost all eight of those games.

EIGHT GAMES WITHOUT T.J. WATT

| DATE | OPP. (SCORE) | SACKS | QBH | TFL | PA |
|------------------------------|-----------------------------|-------|-----|-----|------|
| 10/09/2022 | at Buffalo (L, 3-38) | 0.0 | 2 | 1 | 38 |
| 10/02/2022 | vs. N.Y. Jets (L, 20-24) | 1.0 | 6 | 5 | 24 |
| 09/22/2022 | at Cleveland (L, 17-29) | 2.0 | 4 | 3 | 29 |
| 09/18/2022 | New England (L, 14-17) | 0.0 | 3 | 1 | 17 |
| 11/21/2021 | at L.A. Chargers (L, 37-41) | 2.0 | 5 | 2 | 41 |
| 09/26/2021 | vs. Cincinnati (L, 10-24) | 0.0 | 0 | 2 | 24 |
| 01/03/2021 | at Cleveland (L, 22-24) | 4.0 | 4 | 6 | 24 |
| 09/24/2017 | at Chicago (L, 17-23) | 2.0 | 3 | 7 | 23 |
| Steelers without Watt (0-8) | | 1.4 | 3.4 | 3.4 | 27.5 |
| Steelers with Watt (52-24-2) | | 3.5 | 7.1 | 5.9 | 20.4 |

| DATE | OPP. (SCORE) | TOTAL DEF. | RUSH DEF. |
|------------------------------|------------------|----------------|----------------|
| 10/09/2022 | at Buffalo | 54-552-10.2 | 18-120-6.7 |
| 10/02/2022 | vs. N.Y. Jets | 67-348-5.2 | 29-98-3.4 |
| 09/22/2022 | at Cleveland | 71-376-5.3 | 38-171-4.5 |
| 09/18/2022 | New England | 66-376-5.7 | 31-124-4.0 |
| 11/21/2021 | at L.A. Chargers | 69-533-7.7 | 26-159-6.1 |
| 09/26/2021 | vs. Cincinnati | 42-268-6.4 | 24-96-4.0 |
| 01/03/2021 | at Cleveland | 62-358-5.8 | 31-192-6.2 |
| 09/24/2017 | at Chicago | 62-306-4.9 | 38-222-4.9 |
| Steelers without Watt (0-8) | | 61.6-389.6-6.3 | 29.4-147.8-5.0 |
| Steelers with Watt (52-24-2) | | 63.2-230.6-5.1 | 26.2-111.7-4.3 |

STARTING 1-4

- Pittsburgh has opened five seasons in franchise history with a 1-4 record, including 1976 when the Steelers still reached the playoffs.
- Pittsburgh has finished with a .500 record in each of the last two seasons in which it opened with a 1-4 record (2019 and 2013).

ELEVEN TIMES STEELERS STARTED 1-4 SINCE 1970 AFL-NFL MERGER

| YEAR | W | L | T | PCT. | PLAYOFF RESULT |
|------|----|----|---|------|-----------------------|
| 2019 | 8 | 8 | 0 | .500 | - |
| 2013 | 8 | 8 | 0 | .500 | - |
| 1988 | 5 | 11 | 0 | .313 | - |
| 1986 | 6 | 10 | 0 | .375 | - |
| 1976 | 10 | 4 | 0 | .714 | Lost Conference Title |

Indicates reached playoffs

- Fifteen teams that opened the season with a 1-4 record since 1970 have reached the playoffs.

FIFTEEN TIMES NFL TEAM STARTED 1-4 AND REACHED PLAYOFFS

| YEAR | TEAM | REC. | PLAYOFF RESULT |
|------|-----------------------|------|----------------|
| 2020 | Washington Commanders | 7-9 | Lost WC |
| 2018 | Indianapolis Colts | 10-6 | Lost Div |
| 2016 | Miami Dolphins | 10-6 | Lost WC |
| 2015 | Houston Texans | 9-7 | Lost WC |
| 2015 | Kansas City Chiefs | 11-5 | Lost Div |
| 2011 | Denver Broncos | 8-8 | Lost Div |
| 2004 | Green Bay Packers | 10-6 | Lost WC |
| 2002 | New York Jets | 9-7 | Lost Div |
| 2002 | Tennessee Titans | 11-5 | Lost Conf |
| 1993 | Houston Oilers | 12-4 | Lost Div |
| 1992 | San Diego Chargers | 11-5 | Lost Div |
| 1983 | Detroit Lions | 9-7 | Lost Div |
| 1976 | Pittsburgh Steelers | 10-4 | Lost Conf |
| 1975 | Baltimore Colts | 10-4 | Lost Div |
| 1970 | Cincinnati Bengals | 8-6 | Lost Div |

ACRISURE ADVANTAGE

- Pittsburgh owns a 130-53-2 (.708) overall record at Acrisure Stadium.
- The Steelers are 122-47-2 (.719) in regular-season games at Acrisure Stadium since the stadium opened in 2001.
- Pittsburgh's 122 regular-season victories at Acrisure Stadium are the fourth-most in the NFL since 2001.

MOST REGULAR-SEASON HOME WINS SINCE 2001

| RANK | TEAM | WINS |
|------|----------------------|------|
| 1. | New England Patriots | 137 |
| 2. | Green Bay Packers | 125 |
| 3. | Baltimore Ravens | 123 |
| 4. | Pittsburgh Steelers | 122 |
| 5. | Seattle Seahawks | 116 |

- Pittsburgh's .719 regular-season winning percentage at Acrisure Stadium is the third-highest in the NFL since 2001.

HIGHEST REGULAR-SEASON HOME WINNING PERCENTAGE SINCE 2001

| RANK | TEAM | W | L | T | WIN PCT. |
|------|----------------------|-----|----|---|----------|
| 1. | New England Patriots | 137 | 34 | 0 | .801 |
| 2. | Green Bay Packers | 125 | 44 | 2 | .737 |
| 3. | Pittsburgh Steelers | 122 | 47 | 2 | .719 |
| 4. | Baltimore Ravens | 123 | 49 | 0 | .715 |
| 5. | Seattle Seahawks | 116 | 54 | 0 | .682 |

- Pittsburgh's .719 regular-season winning percentage at Acrisure Stadium is the second-highest of any NFL franchise in its current stadium (min. of 100 games).

BEST ALL-TIME RECORD IN CURRENT STADIUM (MIN. 100 GAMES)

| RANK | STADIUM | RECORD | WIN PCT. |
|------|----------------------------|-----------|----------|
| 1. | Gillette Stadium | 131-32 | .804 |
| 2. | Acrisure Stadium | 122-47-2 | .719 |
| 3. | M&T Bank Stadium | 137-59 | .699 |
| 4. | Lumen Field | 110-52 | .679 |
| 5. | Lambeau Field | 216-109-4 | .663 |
| 6. | Lucas Oil Stadium | 73-42 | .635 |
| 7. | Empower Field at Mile High | 107-65 | .622 |
| 8. | Arrowhead Stadium | 234-155-1 | .601 |
| 9. | Hard Rock Stadium | 165-114 | .591 |
| 10. | Lincoln Financial Field | 89-64-1 | .581 |

- Pittsburgh is 33-8-2 (.791) against the NFC at Acrisure Stadium.
- The Steelers' 33 regular-season victories against the NFC at Acrisure Stadium are tied for the most in the AFC since 2001.

MOST REGULAR-SEASON HOME WINS VS. NFC BY AFC TEAM SINCE 2001

| RANK | TEAM | WINS |
|------|----------------------|------|
| 1. | Pittsburgh Steelers | 33 |
| 2. | Baltimore Ravens | 33 |
| 3. | New England Patriots | 32 |
| 4. | Kansas City Chiefs | 30 |
| 5. | Denver Broncos | 29 |

- Pittsburgh's .791 regular-season winning percentage against the NFC at Acrisure Stadium is the highest in the AFC since 2001.

HIGHEST REGULAR-SEASON HOME WINNING PERCENTAGE VS. NFC BY AFC TEAM SINCE 2001

| RANK | TEAM | W | L | T | WIN PCT. |
|------|----------------------|----|----|---|----------|
| 1. | Pittsburgh Steelers | 33 | 8 | 2 | .791 |
| 2. | Baltimore Ravens | 33 | 10 | 0 | .767 |
| 3. | New England Patriots | 32 | 12 | 0 | .727 |
| 4. | Kansas City Chiefs | 30 | 13 | 0 | .698 |
| 5. | Denver Broncos | 29 | 15 | 0 | .659 |

KINGS OF THE NFC

- Pittsburgh is 118-73-2 (.617) in regular-season games against the NFC since the 1970 AFL-NFL merger.
- The Steelers' 118 regular-season victories against the NFC since the 1970 AFL-NFL merger rank first among AFC teams.

MOST REGULAR-SEASON WINS BY AFC TEAM VS. NFC SINCE 1970 AFL-NFL MERGER

| RANK | TEAM | WINS |
|------|----------------------|------|
| 1. | Pittsburgh Steelers | 118 |
| 2. | Miami Dolphins | 117 |
| 3. | Denver Broncos | 111 |
| 4. | New England Patriots | 106 |
| 5. | Las Vegas Raiders | 104 |

- Pittsburgh's .617 regular-season winning percentage against the NFC since the 1970 AFL-NFL merger rank first among AFC teams.

BEST REGULAR-SEASON WIN PERCENTAGE BY AFC TEAM VS. NFC SINCE 1970 AFL-NFL MERGER

| RANK | TEAM | RECORD | WIN PCT. |
|------|---------------------|----------|----------|
| 1. | Pittsburgh Steelers | 118-73-2 | .617 |
| 2. | Miami Dolphins | 117-77 | .603 |
| 3. | Baltimore Ravens | 61-41-1 | .597 |
| 4. | Kansas City Chiefs | 103-78-2 | .569 |
| 5. | Denver Broncos | 111-86-2 | .563 |

- Pittsburgh is 71-25-2 (.735) in regular-season home games against the NFC since the 1970 AFL-NFL merger.
- The Steelers' 71 regular-season home victories against the NFC since the 1970 AFL-NFL merger rank first among AFC teams.

MOST REGULAR-SEASON HOME WINS BY AFC TEAM VS. NFC SINCE 1970 AFL-NFL MERGER

| RANK | TEAM | WINS |
|------|---------------------|------|
| 1. | Pittsburgh Steelers | 71 |
| 2. | Denver Broncos | 68 |
| 3. | Miami Dolphins | 65 |
| 4. | Kansas City Chiefs | 61 |
| 5. | Buffalo Bills | 60 |

- Pittsburgh's .735 regular-season home winning percentage against the NFC since the 1970 AFL-NFL merger ranks first among AFC teams (min. 75 games).

BEST REGULAR-SEASON HOME WIN PERCENTAGE BY AFC TEAM VS. NFC SINCE 1970 AFL-NFL MERGER (MIN. 75 GAMES)

| RANK | TEAM | RECORD | WIN PCT. |
|------|---------------------|---------|----------|
| 1. | Pittsburgh Steelers | 71-25-2 | .735 |
| 2. | Miami Dolphins | 65-31 | .677 |
| 3. | Denver Broncos | 68-33 | .673 |
| 4. | Kansas City Chiefs | 61-30-1 | .670 |
| 5. | Buffalo Bills | 60-35-1 | .630 |

DON'T LEAVE EARLY

- Pittsburgh opened 2022 with consecutive games decided by one score (eight points or less). The Steelers edged Cincinnati, 23-20, in overtime in Week 1 and lost to New England, 17-14, in Week 2.
- Pittsburgh played its third game of 2022 decided by one score in Week 4 vs. N.Y. Jets (L, 24-20).
- Pittsburgh's 14 one-score games are tied for the fourth-most in the NFL since the start of the 2021 season.

MOST ONE-SCORE GAMES SINCE 2021

| RANK | TEAM | GAMES |
|------|---------------------|-------|
| 1. | Minnesota Vikings | 17 |
| 2. | Cleveland Browns | 15 |
| | Baltimore Ravens | 14 |
| 4. | Pittsburgh Steelers | 14 |
| | Atlanta Falcons | 14 |

- The Steelers now own a 9-4-1 (.679) record in one-score games since the start of the 2021 season.
- Pittsburgh's nine victories in one-score games are tied for the most in the NFL since the start of the 2021 season.

MOST VICTORIES IN ONE-SCORE GAMES SINCE 2021

| RANK | TEAM | WINS |
|------|---------------------|------|
| 1. | Pittsburgh Steelers | 9 |
| | Atlanta Falcons | 9 |
| | Tennessee Titans | 9 |
| | Minnesota Vikings | 9 |
| 5. | Green Bay Packers | 8 |

- The Steelers' .679 winning percentage in one-score games is the third-highest in the NFL (min. 10 games) since the start of the 2021 season.

HIGHEST WIN PERCENTAGE IN ONE-SCORE GAMES SINCE 2021 (MIN. 10 GAMES)

| RANK | TEAM | RECORD | WIN PCT. |
|------|---------------------|--------|----------|
| 1. | Tennessee Titans | 9-3 | .750 |
| 2. | Dallas Cowboys | 7-3 | .700 |
| 3. | Pittsburgh Steelers | 9-4-1 | .679 |
| 4. | Green Bay Packers | 8-4 | .667 |
| 5. | Atlanta Falcons | 9-5 | .643 |

- Pittsburgh's 16 victories in one-score games are tied for the most in the NFL since the start of the 2020 season.

MOST VICTORIES IN ONE-SCORE GAMES SINCE 2020

| RANK | TEAM | WINS |
|------|---------------------|------|
| 1. | Pittsburgh Steelers | 16 |
| | Tennessee Titans | 16 |
| 3. | Minnesota Vikings | 15 |
| 4. | Kansas City Chiefs | 14 |
| 5. | Cleveland Browns | 13 |
| | Seattle Seahawks | 13 |

- The Steelers' .717 winning percentage in one-score games is the third-highest in the NFL (min. 15 games) since the start of the 2020 season.

HIGHEST WIN PERCENTAGE IN ONE-SCORE GAMES SINCE 2020 (MIN. 15 GAMES)

| RANK | TEAM | RECORD | WIN PCT. |
|------|---------------------|--------|----------|
| 1. | Tennessee Titans | 16-5 | .762 |
| 2. | Kansas City Chiefs | 14-5 | .737 |
| 3. | Pittsburgh Steelers | 16-6-1 | .717 |
| 4. | Green Bay Packers | 12-6 | .667 |
| 5. | L.A. Rams | 10-6 | .625 |

HALFTIME GOT YOU DOWN

- Pittsburgh has won seven games when trailing at halftime since the start of the 2020 season, which is tied for the second-most in the NFL over the span.

MOST VICTORIES WHEN TRAILING AT HALFTIME SINCE 2020

| RANK | TEAM | WINS |
|------|----------------------|------|
| 1. | Kansas City Chiefs | 9 |
| 2. | Pittsburgh Steelers | 7 |
| | Tampa Bay Buccaneers | 7 |
| 4. | Tennessee Titans | 6 |
| | Arizona Cardinals | 6 |

- Pittsburgh has won four games in which it trailed by 10 or more points at halftime since the start of the 2020 season, which is the most in the League.

MOST VICTORIES WHEN TRAILING BY 10+ POINTS AT HALFTIME SINCE 2020

| RANK | TEAM | WINS |
|------|----------------------|------|
| 1. | Pittsburgh Steelers | 4 |
| 2. | Tampa Bay Buccaneers | 3 |
| 3. | Five teams tied with | 2 |

- Pittsburgh's .444 winning percentage in games in which it trailed by 10 or more points at halftime is the highest in the NFL since the start of the 2020 season.

BEST WIN PERCENTAGE WHEN TRAILING BY 10+ POINTS AT HALFTIME SINCE 2020

| RANK | TEAM | RECORD | WIN PCT. |
|------|----------------------|--------|----------|
| 1. | Pittsburgh Steelers | 4-5 | .444 |
| 2. | Tampa Bay Buccaneers | 3-6 | .333 |
| | Arizona Cardinals | 2-4 | .333 |
| 4. | Seattle Seahawks | 1-3 | .250 |
| | Buffalo Bills | 1-3 | .250 |

- Pittsburgh has won five games in which it trailed by 10 or more points in the second half since the start of the 2020 season, which is tied for the most in the League.

MOST VICTORIES WHEN TRAILING BY 10+ POINTS IN SECOND HALF SINCE 2020

| RANK | TEAM | WINS |
|------|----------------------|------|
| 1. | Pittsburgh Steelers | 5 |
| | Tennessee Titans | 5 |
| | Tampa Bay Buccaneers | 5 |
| | Minnesota Vikings | 5 |
| 5. | Chicago Bears | 4 |
| | N.Y. Giants | 4 |

- Pittsburgh's .313 winning percentage in games in which it trailed by 10 or more points in the second-highest in the NFL since the start of the 2020 season (min. 10 games).

BEST WIN PERCENTAGE WHEN TRAILING BY 10+ POINTS IN SECOND HALF SINCE 2020 (MIN. 10 GAMES)

| RANK | TEAM | RECORD | WIN PCT. |
|------|----------------------|--------|----------|
| 1. | Tampa Bay Buccaneers | 4-8 | .333 |
| 2. | Pittsburgh Steelers | 5-11 | .313 |
| 3. | Tennessee Titans | 4-9 | .308 |
| 4. | Baltimore Ravens | 3-8 | .273 |
| 5. | Minnesota Vikings | 4-12 | .250 |

- The Steelers have won six games in which they trailed by 10 or more points since the start of the 2020 season, which is tied for the most in the NFL over the span.

MOST VICTORIES WHEN TRAILING BY 10+ POINTS SINCE 2020

| RANK | TEAM | WINS |
|------|-----------------------|------|
| 1. | Pittsburgh Steelers | 6 |
| 2. | Tampa Bay Buccaneers | 6 |
| 3. | Seven teams tied with | 5 |

FOURTH QUARTER IS WINNING TIME

- The Steelers have won eight games when trailing at the end of the third quarter since the start of the 2020 season, which is the most in the NFL over the span.

MOST VICTORIES WHEN TRAILING AFTER 3RD QUARTER SINCE 2020

| RANK | TEAM | WINS |
|------|---------------------|------|
| 1. | Pittsburgh Steelers | 8 |
| 2. | Chicago Bears | 6 |
| | L.A. Chargers | 6 |
| 4. | Tennessee Titans | 5 |
| | Kansas City Chiefs | 5 |
| | Miami Dolphins | 5 |

- Pittsburgh's .386 winning percentage when trailing at the end of the third quarter is the highest in the NFL since the start of the 2020 season (min. 10 games).

BEST WIN PERCENTAGE WHEN TRAILING AT HALFTIME SINCE 2020 (MIN. 10 GAMES)

| RANK | TEAM | RECORD | WIN PCT. |
|------|---------------------|--------|----------|
| 1. | Pittsburgh Steelers | 8-13-1 | .386 |
| 2. | L.A. Chargers | 6-11 | .353 |
| 3. | Tennessee Titans | 5-10 | .333 |
| 4. | Baltimore Ravens | 4-9 | .308 |
| 5. | Indianapolis Colts | 4-10-1 | .300 |

OCTOBER REIGN

- Since 1995, Pittsburgh owns the NFL's best record in the month of October with a 74-31 (.705) mark.
- Since 1995, Pittsburgh has been undefeated in October seven times (1997, 2000, 2001, 2004, 2009, 2018, 2020).

BEST REGULAR-SEASON OCTOBER WIN PERCENTAGE SINCE 1995

| RANK | TEAM | W | L | T | WIN PCT. |
|------|----------------------|----|----|---|----------|
| 1. | Pittsburgh Steelers | 74 | 31 | 0 | .705 |
| 2. | New England Patriots | 79 | 36 | 0 | .687 |
| 3. | Green Bay Packers | 65 | 34 | 0 | .657 |
| 4. | New Orleans Saints | 67 | 41 | 0 | .620 |
| 5. | Kansas City Chiefs | 62 | 43 | 0 | .590 |

- Pittsburgh owns a 41-17 (.707) record in the month of October since 2007, including 24-7 (.774) at home.

- The Steelers' 41 victories in the month of October since 2007 are the fourth-most in the NFL over the span.

MOST OCTOBER VICTORIES SINCE 2007

| RANK | TEAM | WINS |
|------|----------------------|------|
| 1. | New England Patriots | 51 |
| 2. | New Orleans Saints | 45 |
| 3. | Green Bay Packers | 42 |
| 4. | Pittsburgh Steelers | 41 |
| | Indianapolis Colts | 34 |
| | N.Y. Giants | 34 |

- Pittsburgh's 24 home victories in the month of October since 2007 are the third-most in the NFL over the span.

MOST OCTOBER HOME VICTORIES SINCE 2007

| RANK | TEAM | WINS |
|------|----------------------|------|
| 1. | New England Patriots | 28 |
| 2. | New Orleans Saints | 25 |
| 3. | Pittsburgh Steelers | 24 |
| 4. | Green Bay Packers | 23 |
| 5. | Houston Texans | 21 |

- Since 2007, Pittsburgh is 24-7 (.774) in home games in the month of October.

HIGHEST OCTOBER HOME WINNING PERCENTAGE SINCE 2007

| RANK | TEAM | RECORD | WIN PCT. |
|------|----------------------|--------|----------|
| 1. | New Orleans Saints | 25-5 | .833 |
| 2. | New England Patriots | 28-6 | .824 |
| 3. | Green Bay Packers | 23-6 | .793 |
| 4. | Pittsburgh Steelers | 24-7 | .774 |
| 5. | Indianapolis Colts | 18-7 | .720 |

FOURTH QUARTER EXPLOSION

- Pittsburgh has scored 190 points in the fourth quarter since the start of the 2021 season, which is the third-most in the NFL.

MOST FOURTH-QUARTER POINTS SINCE 2021

| RANK | TEAM | PTS |
|------|----------------------|-----|
| 1. | New Orleans Saints | 219 |
| 2. | L.A. Chargers | 198 |
| 3. | Pittsburgh Steelers | 190 |
| 4. | New England Patriots | 181 |
| 5. | Buffalo Bills | 177 |

- Pittsburgh owns a 41-point scoring margin (190-149) in the fourth quarter since the start of the 2021 season, which is the eighth-best in the NFL.

LARGEST FOURTH-QUARTER SCORING MARGIN SINCE 2021

| RANK | TEAM | MARGIN |
|------|----------------------|--------|
| 1. | New England Patriots | +89 |
| 2. | New Orleans Saints | +79 |
| 3. | Buffalo Bills | +76 |
| 4. | Tampa Bay Buccaneers | +57 |
| 5. | Dallas Cowboys | +56 |
| 8. | Pittsburgh Steelers | +41 |

- The franchise record for points in any quarter is 28, accomplished five times in Steelers' history. The Steelers' 27 fourth-quarter points vs. Los Angeles in Week 11 are tied for the sixth-most in any quarter in franchise history.

- Pittsburgh's 27 fourth-quarter points vs. Los Angeles in Week 11 are the second-most in the fourth quarter of a road game and second-most in any quarter of a road game in franchise history.

MOST POINTS IN 4TH QUARTER IN FRANCHISE HISTORY

| RANK | OPP. DATE | PTS |
|------|------------------------------|-----|
| 1. | at N.Y. Jets, 12/13/1986 | 28 |
| | vs. N.Y. Giants, 11/30/1952 | 28 |
| 3. | at L.A. Chargers, 11/21/2021 | 27 |
| 4. | at Cincinnati, 12/7/2014 | 25 |
| 5. | vs. Tennessee, 11/1/1998 | 24 |

MOST POINTS IN ANY QUARTER IN FRANCHISE HISTORY

| RANK | OPP. DATE (QUARTER) | PTS |
|------|---|-----|
| 1. | vs. Indianapolis, 10/26/2014 (2nd) | 28 |
| | vs. Cincinnati, 12/4/2011 (2nd) | 28 |
| | at N.Y. Jets, 12/13/1986 (4th) | 28 |
| | vs. Chicago Cardinals, 12/13/1959 (2nd) | 28 |
| | vs. N.Y. Giants, 11/30/1952 (4th) | 28 |
| 6. | at L.A. Chargers, 11/21/2021 (4th) | 27 |
| | vs. Cleveland, 10/17/1954 (2nd) | 27 |

STEELERS 2022 TEAM CAPTAINS

- The Steelers selected five players to serve as team captains for the 2022 season determined by a vote of their teammates.
- QB **Mitch Trubisky** and RB **Najee Harris** were selected to serve as offensive captains, DT **Cameron Heyward** and LB **T.J. Watt** were picked to serve as defensive captains and S **Miles Killebrew** was chosen to serve as the special teams captain.
- Heyward was selected as a defensive captain for the eighth consecutive year (2015-22).
- Only four players in franchise history have been selected captain more than Heyward -- Ben Roethlisberger (13), Sam Davis (11), Andy Russell (10) and Mike Webster (nine).
- Watt was named captain for the second time in his career.
- Harris, Killebrew and Trubisky were each named captain for the first time.

OUT OF THE GATES

- The Steelers first TD of the 2022 season was a S **Minkah Fitzpatrick** 31-yard interception return. It was the first non-offensive TD to open the regular season since Sept. 10, 2017 at Cleveland when Anthony Chickillo recovered a blocked punt for a TD.
- It was the first defensive TD to open the regular season since Sept. 13, 1987 vs. San Francisco when Delton Hall returned a fumble 50 yards for a TD.
- The Steelers had never previously opened the regular season with an interception return for TD in franchise history.

WALKOFF WIN

- Pittsburgh defeated Cincinnati in Week 1 after K **Chris Boswell** connected on a 53-yard field goal in overtime to win the game, 23-20.
- The Steelers played in three overtime games in 2021. Pittsburgh went 2-0-1 in those games.
- The Steelers four overtime games are tied for the second-most in the NFL since the start of the 2021 season.

MOST OVERTIME GAMES SINCE 2021

| RANK | TEAM | GAMES |
|------|---------------------|-------|
| 1. | Las Vegas Raiders | 5 |
| 2. | Pittsburgh Steelers | 4 |
| | Baltimore Ravens | 4 |
| | Cincinnati Bengals | 4 |
| | Indianapolis Colts | 4 |

- Pittsburgh's .875 winning percentage in overtime games is the third-highest in the NFL (min. two games) since the start of the 2021 season.

HIGHEST OVERTIME WIN PERCENTAGE SINCE 2021 (MIN. TWO GAMES)

| RANK | TEAM | RECORD | WIN PCT. |
|------|---------------------|--------|----------|
| 1. | San Francisco 49ers | 2-0 | 1.000 |
| | Green Bay Packers | 2-0 | 1.000 |
| 3. | Pittsburgh Steelers | 3-0-1 | .875 |
| 4. | Las Vegas Raiders | 4-1 | .800 |
| 5. | Tennessee Titans | 2-1 | .667 |

- The Steelers are 26-21-4 (.541) in overtime games in franchise history (14-4-2, .750, at home) and to 8-4-2 (.682) at Acrisure Stadium.

WINNING ERA OF FREE AGENCY

- Pittsburgh has the third-best regular-season record in the NFL during the free agency era (since 1993) with a 293-174-3 (.627) mark.
- The Steelers are one of three teams (New England, 315; Green Bay, 300) with at least 275 regular-season wins since 1993.

MOST REGULAR-SEASON WINS IN THE FREE AGENCY ERA

| RANK | TEAM | WINS |
|------|----------------------|------|
| 1. | New England Patriots | 315 |
| 2. | Green Bay Packers | 300 |
| 3. | Pittsburgh Steelers | 293 |
| 4. | Indianapolis Colts | 268 |
| 5. | Kansas City Chiefs | 266 |

BEST REGULAR-SEASON WIN PERCENTAGE IN THE FREE AGENCY ERA

| RANK | TEAM | RECORD | WIN PCT. |
|------|----------------------|-----------|----------|
| 1. | New England Patriots | 315-155 | .670 |
| 2. | Green Bay Packers | 300-168-2 | .640 |
| 3. | Pittsburgh Steelers | 293-174-3 | .627 |
| 4. | Indianapolis Colts | 268-201-1 | .571 |
| 5. | Kansas City Chiefs | 266-203 | .567 |

- Pittsburgh's 166 regular-season home victories during the free agency era (since 1993) are the third-most in the League.

MOST REGULAR-SEASON HOME WINS IN THE FREE AGENCY ERA

| RANK | TEAM | WINS |
|------|----------------------|------|
| 1. | Green Bay Packers | 179 |
| 2. | New England Patriots | 174 |
| 3. | Pittsburgh Steelers | 166 |
| 4. | Minnesota Vikings | 157 |
| 5. | Denver Broncos | 155 |

- Pittsburgh's .711 regular-season home winning percentage during the free agency era (since 1993) is the third-highest in the League.

BEST REGULAR-SEASON HOME RECORD IN THE FREE AGENCY ERA

| RANK | TEAM | RECORD | WIN PCT. |
|------|----------------------|----------|----------|
| 1. | Green Bay Packers | 179-54-2 | .766 |
| 2. | New England Patriots | 174-61 | .740 |
| 3. | Pittsburgh Steelers | 166-67-2 | .711 |
| 4. | Baltimore Ravens | 144-67-1 | .682 |
| 5. | Minnesota Vikings | 157-78 | .668 |

- Pittsburgh's 127 regular-season road victories during the free agency era (since 1993) are the second-most in the League.

MOST REGULAR-SEASON ROAD WINS IN THE FREE AGENCY ERA

| RANK | TEAM | WINS |
|------|----------------------|------|
| 1. | New England Patriots | 141 |
| 2. | Pittsburgh Steelers | 127 |
| 3. | Green Bay Packers | 121 |
| 4. | New Orleans Saints | 120 |
| | Philadelphia Eagles | 120 |

- Pittsburgh's .545 regular-season road winning percentage during the free agency era (since 1993) is the second-highest in the League.

BEST REGULAR-SEASON ROAD RECORD IN THE FREE AGENCY ERA

| RANK | TEAM | RECORD | WIN PCT. |
|------|----------------------|-----------|----------|
| 1. | New England Patriots | 141-94 | .600 |
| 2. | Pittsburgh Steelers | 127-107-1 | .543 |
| 3. | Green Bay Packers | 121-114 | .515 |
| 4. | Philadelphia Eagles | 120-114-2 | .513 |
| 5. | New Orleans Saints | 120-115 | .511 |

SINCE THE 1970 AFL-NFL MERGER

- Pittsburgh recorded its 496th regular-season win since the 1970 AFL-NFL merger in Week 1 at Cincinnati.
- The Steelers are 496-314-4 (.612) during the regular season since 1970.
- The Steelers are the only team with at least 475 regular-season wins since the 1970 AFL-NFL merger.
- Pittsburgh's 496 victories since the 1970 AFL-NFL merger are the most in the League.

MOST REGULAR-SEASON WINS SINCE 1970 AFL-NFL MERGER

| RANK | TEAM | WINS |
|------|----------------------|------|
| 1. | Pittsburgh Steelers | 496 |
| 2. | Dallas Cowboys | 474 |
| 3. | New England Patriots | 467 |
| 4. | Miami Dolphins | 464 |
| 5. | Denver Broncos | 458 |

- Pittsburgh's .612 winning percentage since the 1970 AFL-NFL merger is the highest in the League.

BEST REGULAR-SEASON WIN PERCENTAGE SINCE 1970 AFL-NFL MERGER

| RANK | TEAM | RECORD | WIN PCT. |
|------|----------------------|-----------|----------|
| 1. | Pittsburgh Steelers | 496-314-4 | .612 |
| 2. | Dallas Cowboys | 475-339 | .584 |
| 3. | New England Patriots | 468-346 | .575 |
| 4. | Miami Dolphins | 464-348-2 | .571 |
| 5. | Denver Broncos | 458-350-6 | .567 |

- The Steelers own the best regular-season home record in the NFL with a 291-114-2 mark (.717) since 1970.
- The Steelers are the only team with at least 275 regular-season home wins since the 1970 AFL-NFL merger.
- Pittsburgh's 291 regular-season home victories since the 1970 AFL-NFL merger are the most in the League.

MOST REGULAR-SEASON HOME WINS SINCE 1970 AFL-NFL MERGER

| RANK | TEAM | WINS |
|------|----------------------|------|
| 1. | Pittsburgh Steelers | 291 |
| 2. | Denver Broncos | 274 |
| 3. | Minnesota Vikings | 272 |
| 4. | Miami Dolphins | 266 |
| 5. | New England Patriots | 265 |

- Pittsburgh's .717 regular-season home winning percentage since the 1970 AFL-NFL merger is the highest in the League.

BEST REGULAR-SEASON HOME WIN PERCENTAGE SINCE 1970 AFL-NFL MERGER

| RANK | TEAM | RECORD | WIN PCT. |
|------|---------------------|-----------|----------|
| 1. | Pittsburgh Steelers | 291-114-2 | .717 |
| 2. | Baltimore Ravens | 144-67-1 | .680 |
| 3. | Denver Broncos | 274-131-4 | .677 |
| 4. | Minnesota Vikings | 272-135-1 | .667 |
| 5. | Miami Dolphins | 266-139-1 | .656 |

- The Steelers own the second-best regular-season road record in the NFL with a 205-200-2 mark (.506) since 1970.
- The Steelers are one of four teams (Dallas, 211; New England, 203; San Francisco 203) with at least 200 regular-season road wins since the 1970 AFL-NFL merger.
- Pittsburgh's 205 regular-season road victories since the 1970 AFL-NFL merger are the second-most in the League.

MOST REGULAR-SEASON ROAD WINS SINCE 1970 AFL-NFL MERGER

| RANK | TEAM | WINS |
|------|----------------------|------|
| 1. | Dallas Cowboys | 211 |
| 2. | Pittsburgh Steelers | 205 |
| 3. | New England Patriots | 203 |
| | San Francisco 49ers | 203 |
| 5. | Miami Dolphins | 198 |

- Pittsburgh's .507 regular-season road winning percentage since the 1970 AFL-NFL merger is the second-highest in the League.

BEST REGULAR-SEASON ROAD WIN PERCENTAGE SINCE 1970 AFL-NFL MERGER

| RANK | TEAM | RECORD | WIN PCT. |
|------|----------------------|-----------|----------|
| 1. | Dallas Cowboys | 211-196 | .518 |
| 2. | Pittsburgh Steelers | 205-200-2 | .506 |
| 3. | San Francisco 49ers | 203-204-1 | .499 |
| | New England Patriots | 203-204 | .499 |
| 5. | Miami Dolphins | 198-209-1 | .486 |

THE STANDARD IS THE STANDARD

- Pittsburgh has recorded 18 consecutive seasons with a .500 record or better, which is the longest active streak in the NFL and the longest streak in team history (previous record was 13, 1972-1984).

MOST ACTIVE CONSECUTIVE NON-LOSING SEASONS

| RANK | TEAM | SEASONS | YEARS |
|------|---------------------|---------|---------|
| 1. | Pittsburgh Steelers | 18 | 2004-21 |
| 2. | Kansas City Chiefs | 9 | 2013-21 |
| 3. | Tennessee Titans | 6 | 2016-21 |
| 4. | L.A. Rams | 5 | 2017-21 |

| TOMLIN'S RECORD WHEN | | |
|-------------------------------|-----|------|
| Overall | 155 | 89 2 |
| Home | 88 | 34 1 |
| Away | 67 | 55 1 |
| In overtime | 9 | 7 2 |
| Grass | 123 | 64 2 |
| Turf | 32 | 25 0 |
| Indoors | 11 | 6 0 |
| Outdoors | 144 | 83 2 |
| AFC | 116 | 68 1 |
| AFC North | 63 | 28 1 |
| AFC East | 15 | 18 0 |
| AFC South | 23 | 7 0 |
| AFC West | 15 | 15 0 |
| NFC | 39 | 21 1 |
| NFC North | 9 | 6 1 |
| NFC East | 10 | 6 0 |
| NFC South | 8 | 4 0 |
| NFC West | 12 | 5 0 |
| Playoffs | 8 | 9 0 |
| Wild Card | 2 | 5 0 |
| Divisional | 3 | 2 0 |
| Title Game | 2 | 1 0 |
| Super Bowl | 1 | 1 0 |
| On Sunday Night Football | 18 | 13 0 |
| On Monday Night Football | 18 | 3 0 |
| On Thursday Night Football | 8 | 9 0 |
| On Saturday | 1 | 0 0 |
| On Sunday at 1 pm ET | 82 | 37 2 |
| On Sunday at 4:25 pm ET | 26 | 26 1 |
| In September | 28 | 25 1 |
| In October | 40 | 17 0 |
| In November | 39 | 21 1 |
| In December | 41 | 25 0 |
| In January | 7 | 1 0 |
| Coming off a loss | 53 | 32 0 |
| Coming off a win | 92 | 50 1 |
| Coming off a tie | 0 | 2 0 |
| Opponent Coming off a loss | 68 | 46 1 |
| Opponent Coming off a win | 76 | 38 0 |
| Opponent Coming off a tie | 1 | 0 0 |
| Coming off a Bye | 11 | 4 0 |
| Opponent coming off a Bye | 9 | 5 1 |
| Scoring first | 94 | 34 2 |
| Opponent scores first | 61 | 55 0 |
| Leading at any point | 153 | 54 2 |
| Trailing at any point | 91 | 88 1 |
| Leading at halftime | 110 | 21 1 |
| Tied at halftime | 12 | 9 1 |
| Trailing at halftime | 33 | 59 0 |
| Decided by 3 points or fewer | 33 | 28 2 |
| Decided by 7 points or fewer | 76 | 55 2 |
| Decided by 8 pts or fewer | 83 | 56 2 |
| *Opp. Missed Playoffs | 92 | 50 2 |
| *Opp. Lost Wild Card | 23 | 13 0 |
| *Opp. Lost Divisional Playoff | 26 | 11 0 |
| *Opp. Lost Title Game | 8 | 7 0 |
| *Opp. Lost Super Bowl | 4 | 2 0 |
| *Opp. Won Super Bowl | 2 | 6 0 |

| TOMLIN'S RECORD WHEN | | |
|-------------------------------|-----|------|
| Leading after three quarters | 119 | 17 1 |
| Tied after three quarters | 10 | 8 0 |
| Trailing after three quarters | 26 | 64 1 |
| Scoring 40+ points | 11 | 0 0 |
| Scoring 30-39 points | 37 | 8 0 |
| Scoring 20-29 points | 79 | 28 1 |
| Scoring 0-19 points | 28 | 53 1 |
| Allowing 40+ points | 0 | 5 0 |
| Allowing 30-39 points | 5 | 23 0 |
| Allowing 20-29 points | 46 | 46 1 |
| Allowing 0-19 Points | 105 | 14 1 |
| 3 days rest | 7 | 8 0 |
| 4 days rest | 1 | 1 0 |
| 5 days rest | 12 | 8 1 |
| 6 days rest | 86 | 56 0 |
| 7 days rest | 15 | 2 0 |
| 9 days rest | 12 | 4 0 |
| 10 days rest | 1 | 1 0 |
| 12 days rest | 0 | 1 0 |
| 13 days rest | 9 | 3 0 |
| 14 days rest | 2 | 0 0 |
| Opp. 3 days rest | 7 | 8 0 |
| Opp. 5 days rest | 8 | 8 0 |
| Opp. 6 days rest | 97 | 54 0 |
| Opp. 7 days rest | 15 | 3 0 |
| Opp. 8 days rest | 1 | 0 0 |
| Opp. 9 days rest | 6 | 5 0 |
| Opp. 10 days rest | 2 | 1 0 |
| Opp. 13 days rest | 8 | 5 1 |
| Opp. 14 days rest | 1 | 0 0 |
| Outrushing opponent | 107 | 23 0 |
| Getting outrushed | 47 | 66 2 |
| Rushing Yards tied | 1 | 0 0 |
| Passing for more yards | 47 | 36 0 |
| Passing for fewer yards | 108 | 53 2 |
| Outgaining opponent | 119 | 40 2 |
| Outgained by opponent | 36 | 49 0 |
| Clear | 133 | 79 1 |
| Rain | 19 | 7 1 |
| Snow | 3 | 3 0 |
| Below 32-degrees | 14 | 6 0 |
| Above 32-degrees | 141 | 83 2 |
| Winning time of possession | 116 | 38 2 |
| Losing time of possession | 39 | 51 0 |
| Scoring a defensive TD | 29 | 2 0 |
| Allowing a defensive TD | 7 | 13 0 |
| Scoring a special teams TD | 11 | 0 0 |
| Allowing a special teams TD | 6 | 7 0 |
| Fewer penalty yards | 83 | 52 1 |
| More penalty yards | 72 | 37 1 |
| Winning turnover battle | 87 | 13 0 |
| Losing turnover battle | 26 | 57 2 |
| Tied turnover battled | 42 | 19 0 |
| -1 Turnovers | 20 | 25 0 |
| -2 Turnovers | 3 | 13 0 |
| -3 Turnovers | 3 | 8 1 |
| -4 Turnovers | 0 | 8 0 |
| -5 Turnovers | 0 | 1 1 |

| TOMLIN'S RECORD WHEN | | |
|--------------------------|-----|------|
| -7 Turnovers | 0 | 2 0 |
| +1 Turnovers | 39 | 11 0 |
| +2 Turnovers | 29 | 1 0 |
| +3 Turnovers | 11 | 1 0 |
| +4 Turnovers | 6 | 0 0 |
| +5 Turnovers | 1 | 0 0 |
| +6 Turnovers | 1 | 0 0 |
| 100-yard rusher | 53 | 8 2 |
| 100-yard receiver | 62 | 41 1 |
| 200-yard passer | 119 | 65 2 |
| 200-yard rusher | 2 | 0 0 |
| 200-yard receiver | 2 | 1 0 |
| 300-yard passer | 38 | 27 1 |
| 400-yard passer | 4 | 7 0 |
| 500-yard passer | 3 | 0 0 |
| Opp. 100-yard rusher | 13 | 23 2 |
| Opp. 100-yard receiver | 42 | 32 1 |
| Opp. 200-yard passer | 90 | 57 0 |
| Opp. 200-yard rusher | 0 | 2 0 |
| Opp. 200-yard receiver | 2 | 0 0 |
| Opp. 300-yard passer | 21 | 20 0 |
| Opp. 400-yard passer | 4 | 1 0 |
| Opp. 500-yard passer | 0 | 0 0 |
| Rookie Starting QB | 3 | 4 0 |
| Vs. Rookie Starting QB | 23 | 4 0 |
| Arizona Cardinals | 3 | 1 0 |
| Atlanta Falcons | 3 | 0 0 |
| Baltimore Ravens | 16 | 14 0 |
| Buffalo Bills | 5 | 3 0 |
| Carolina Panthers | 3 | 0 0 |
| Chicago Bears | 1 | 3 0 |
| Cincinnati Bengals | 23 | 8 0 |
| Cleveland Browns | 24 | 5 1 |
| Dallas Cowboys | 2 | 2 0 |
| Denver Broncos | 4 | 3 0 |
| Detroit Lions | 3 | 0 1 |
| Green Bay Packers | 3 | 1 0 |
| Houston Texans | 4 | 1 0 |
| Indianapolis Colts | 7 | 1 0 |
| Jacksonville Jaguars | 5 | 2 0 |
| Kansas City Chiefs | 5 | 4 0 |
| Las Vegas Raiders | 2 | 5 0 |
| L.A. Chargers | 4 | 3 0 |
| L.A. Rams | 4 | 0 0 |
| Miami Dolphins | 4 | 2 0 |
| Minnesota Vikings | 2 | 2 0 |
| New England Patriots | 3 | 8 0 |
| New Orleans Saints | 0 | 3 0 |
| N.Y. Giants | 3 | 1 0 |
| N.Y. Jets | 3 | 5 0 |
| Philadelphia Eagles | 2 | 2 0 |
| San Francisco 49ers | 2 | 2 0 |
| Seattle Seahawks | 3 | 2 0 |
| Tampa Bay Buccaneers | 2 | 1 0 |
| Tennessee Titans | 7 | 3 0 |
| Washington Football Team | 3 | 1 0 |

MOST CONSECUTIVE NON-LOSING SEASONS SINCE 1970 AFL-NFL MERGER

| RANK | TEAM | SEASONS | YEARS |
|------|----------------------|---------|-----------|
| 1. | New England Patriots | 19 | 2001-19 |
| 2. | Pittsburgh Steelers | 18 | 2004-21 |
| 3. | San Francisco 49ers | 16 | 1983-98 |
| | Dallas Cowboys | 16 | 1970-85 |
| 5. | Miami Dolphins | 15 | 1989-2003 |
| 6. | Pittsburgh Steelers | 13 | 1972-84 |
| | Green Bay Packers | 13 | 1992-2004 |

TOMLIN AMONG THE BEST

- **Mike Tomlin** has led Pittsburgh to a 155-89-2 (.634) record in the regular season since becoming the team's head coach in 2007.
- Tomlin ranks 12th in NFL history with a regular-season record of 66 games over .500.

MOST GAMES ABOVE .500 BY HEAD COACH IN NFL HISTORY

| RANK | COACH | GAMES > .500 |
|------|---------------------------------|--------------|
| 8. | Marty Schottenheimer, 1984-2006 | 74 |
| 9. | John Madden, 1969-1978 | 71 |
| 10. | Tony Dungy, 1996-2008 | 70 |
| 11. | George Allen, 1966-1977 | 69 |
| 12. | Mike Tomlin, 2007-2022 | 66 |

- Tomlin, Bill Belichick, Andy Reid and Marty Schottenheimer are the only coaches in NFL history with career records of 60 or more games over .500 not in the Pro Football Hall of Fame.
- Tomlin's 155 regular-season victories are the third best in the NFL since 2007.

NFL HEAD COACH RECORDS SINCE 2007

| RANK | COACH | RECORD | PLAYOFF APPS. | SUPER BOWL APPS. |
|------|----------------|----------|---------------|------------------|
| 1. | Bill Belichick | 181-65 | 13 | 6 |
| 2. | Andy Reid | 156-88-1 | 11 | 2 |
| 3. | Mike Tomlin | 155-89-2 | 10 | 2 |
| 4. | John Harbaugh | 140-90 | 9 | 1 |
| 5. | Mike McCarthy | 139-85-2 | 10 | 1 |

- His 155 regular-season victories are the third-most among active coaches in the NFL.

MOST REGULAR-SEASON WINS BY AN ACTIVE NFL HEAD COACH

| RANK | COACH | WINS |
|------|----------------|------|
| 1. | Bill Belichick | 292 |
| 2. | Andy Reid | 236 |
| 3. | Mike Tomlin | 155 |
| 4. | Pete Carroll | 154 |
| 5. | Mike McCarthy | 147 |

- Tomlin's 155 regular-season victories are the 18th-most in NFL history.

MOST REGULAR-SEASON WINS BY HEAD COACH IN NFL HISTORY

| RANK | COACH | WINS |
|------|---------------|------|
| 16. | Mike Holmgren | 161 |
| 17. | Bud Grant | 158 |
| 18. | Mike Tomlin | 155 |
| 19. | Joe Gibbs | 154 |
| | Pete Carroll | 154 |

- Tomlin's .634 regular-season win percentage is the 10th-highest in NFL history (minimum 100 games).

HEAD COACH WIN PERCENTAGE IN NFL HISTORY (MIN. 100 GAMES)

| RANK | COACH | W | L | T | WIN PCT. |
|------|-----------------|-----|-----|----|----------|
| 1. | John Madden | 103 | 32 | 7 | .759 |
| 2. | Vince Lombardi | 96 | 34 | 6 | .738 |
| 3. | George Allen | 116 | 47 | 5 | .712 |
| 4. | Blanton Collier | 76 | 34 | 2 | .691 |
| 5. | George Halas | 318 | 148 | 31 | .682 |
| 6. | Don Shula | 328 | 156 | 6 | .677 |
| 7. | Tony Dungy | 139 | 69 | 0 | .668 |
| 8. | Bill Belichick | 292 | 146 | 0 | .667 |
| 9. | George Seifert | 114 | 62 | 0 | .648 |
| 10. | Mike Tomlin | 155 | 89 | 2 | .634 |

- Tomlin's .634 regular-season win percentage is tied for the second-highest among active NFL head coaches (minimum 100 games).

ACTIVE HEAD COACH WINNING PERCENTAGE (MIN. 100 GAMES)

| RANK | COACH | W | L | T | WIN PCT. |
|------|----------------|-----|-----|---|----------|
| 1. | Bill Belichick | 292 | 146 | 0 | .667 |
| 2. | Mike Tomlin | 155 | 89 | 2 | .634 |
| | Andy Reid | 236 | 136 | 1 | .634 |
| 4. | Mike McCarthy | 147 | 93 | 2 | .612 |
| 5. | John Harbaugh | 140 | 90 | 0 | .609 |

TOMLIN IN 15

- In his first 15 seasons as the head coach of the Steelers, **Mike Tomlin** has an extensive list of accomplishments.
- Tomlin's 154 regular-season wins in his first 15 seasons rank as the most wins in team history for any coach in his first 15 campaigns, and his two Super Bowl appearances rank second in the franchise for a coach in his first 15 seasons.
- Tomlin's 10 postseason berths rank tied for first in a coach's first 15 seasons with the Steelers and his seven division titles rank tied for second.

STEELERS HEAD COACHES RECORD THROUGH 15 SEASONS

| RANK | COACH | RECORD | YEARS |
|------|-------------|-------------------------|---------------------------------|
| 1. | Mike Tomlin | 154-85-1 (.643) | 2007-21 |
| 2. | Bill Cowher | 149-90-1 (.623) | 1992-2006 |
| 3. | Chuck Noll | 133-81-1 (.621) | 1969-1983 |
| RANK | COACH | SUPER BOWL APP. | SUPER BOWL WINS |
| 1. | Chuck Noll | 4 (1974, '75, '78, '79) | 4 (1974, '75, '78, '79) |
| 2. | Mike Tomlin | 2 (2008, '10) | 1 (2008) |
| | Bill Cowher | 2 (1995, 2006) | 1 (2006) |
| RANK | COACH | PLAYOFF APP. | YEARS |
| 1. | Mike Tomlin | 10 | 2007-08, '10-11, '14-17, '20-21 |
| | Bill Cowher | 10 | 1992-97, 2001-02, '04-'05 |
| | Chuck Noll | 10 | 1972-79, 1982-83 |
| RANK | COACH | DIVISION TITLES | YEARS |
| 1. | Bill Cowher | 8 (AFC Central/North) | 1992, '94-97, 2001, '02, '04 |
| 2. | Mike Tomlin | 7 (AFC North) | 2007-08, '10, '14, '16-17, '20 |
| | Chuck Noll | 7 (AFC Central) | 1972, '74-79 |

AMONG COACHES IN FIRST 15 YEARS

- **Mike Tomlin** earned his 154th regular-season victory in Week 18 of 2021 at Baltimore, and has accumulated a 154-85-2 regular-season record in his first 15 seasons as a head coach in the NFL (2007-21).
- Tomlin's 154 career regular-season victories are tied Pro Football Hall of Famer Don Shula (1963-77) for the most in a coach's first 15 career seasons.

MOST WINS AMONG NFL HEAD COACHES DURING FIRST 15 SEASONS

| RANK | COACH | YEARS | WINS |
|---|----------------|------------------|------|
| 1. | Mike Tomlin | 2007-21 | 154 |
| | Don Shula | 1963-77 | 154 |
| 3. | Sean Payton | 2006-21 | 152* |
| 4. | Bill Cowher | 1992-2006 | 149 |
| 5. | Bill Belichick | 1991-95, 2000-09 | 148 |
| *Does not include 2012 suspended season in 15 seasons count | | | |

- Tomlin's .643 career regular-season winning percentage is the seventh-highest by a head coach in his first 15 career seasons.

BEST WIN PERCENTAGE AMONG NFL HEAD COACHES DURING FIRST 15 SEASONS

| RANK | COACH | YEARS | WIN PCT. |
|---|----------------------|------------------|----------|
| 1. | George Halas | 1920-29, 1933-37 | .762 |
| 2. | Don Shula | 1963-77 | .751 |
| 3. | Curly Lambeau | 1921-35 | .693 |
| 4. | Steve Owen | 1930-44 | .667 |
| 5. | Paul Brown | 1946-60 | .648 |
| 6. | Bud Grant | 1967-81 | .647 |
| 7. | Mike Tomlin | 2007-21 | .643 |
| 8. | Sean Payton | 2006-21 | .631* |
| 9. | Marty Schottenheimer | 1984-98 | .630 |
| 10. | Chuck Knox | 1973-87 | .628 |
| *Does not include 2012 suspended season in 15 seasons count | | | |

TOMLIN VS. NFC

- During his career, **Mike Tomlin's** regular-season record against the NFC is 39-21-1 (.648).
- Tomlin's 39 regular-season victories against the NFC are tied for the sixth-most by an AFC coach in NFL history.

MOST REGULAR-SEASON WINS VS. NFC BY AFC HEAD COACH IN NFL HISTORY

| RANK | COACH | WINS |
|------|----------------------|------|
| 1. | Bill Belichick | 74 |
| 2. | Don Shula | 67 |
| 3. | Marty Schottenheimer | 52 |
| 4. | Chuck Noll | 45 |
| 5. | Jeff Fisher | 44 |
| 6. | Mike Tomlin | 39 |
| 7. | Marvin Lewis | 37 |
| 8. | John Harbaugh | 36 |
| | Mike Shanahan | 36 |
| 10 | Bill Cowher | 34 |

- Tomlin's .648 regular-season winning percentage against the NFC is the fifth-highest by an AFC head coach in NFL history (min. 50 games).

BEST REGULAR-SEASON WIN PERCENTAGE VS. NFC BY AFC HEAD COACH IN NFL HISTORY (MIN. 50 GAMES)

| RANK | COACH | W | L | T | WIN PCT. |
|------|----------------------|----|----|---|----------|
| 1. | Don Shula | 67 | 22 | 0 | .753 |
| 2. | Marty Schottenheimer | 52 | 25 | 0 | .675 |
| 3. | Bill Belichick | 74 | 37 | 0 | .667 |
| | Jeff Fisher | 44 | 22 | 0 | .667 |
| 5. | Mike Tomlin | 39 | 21 | 1 | .648 |
| 6. | John Harbaugh | 36 | 21 | 0 | .632 |
| 7. | Bill Cowher | 34 | 22 | 1 | .605 |
| 8. | Marvin Lewis | 37 | 24 | 3 | .602 |
| 9. | Chuck Noll | 45 | 30 | 0 | .600 |
| | Mike Shanahan | 36 | 24 | 0 | .600 |

- Tomlin's regular-season home record against the NFC is 23-7-1 (.758).
- Tomlin's 23 regular-season home victories against the NFC are the fifth-most by an AFC head coach in NFL history.

MOST REGULAR-SEASON HOME WINS VS. NFC BY AFC HEAD COACH IN NFL HISTORY

| RANK | COACH | WINS |
|------|----------------------|------|
| 1. | Bill Belichick | 38 |
| 2. | Don Shula | 36 |
| 3. | Marty Schottenheimer | 28 |
| 4. | Chuck Noll | 27 |
| 5. | Mike Tomlin | 23 |
| 6. | John Harbaugh | 22 |
| | Jeff Fisher | 22 |
| 8. | Bill Cowher | 21 |
| | Marvin Lewis | 21 |
| | Mike Shanahan | 21 |

- Tomlin's .758 regular-season home winning percentage against the NFC is the third-highest by an AFC coach in NFL history (min. 25 games).

BEST REGULAR-SEASON HOME WIN PERCENTAGE VS. AFC BY HEAD COACH IN NFL HISTORY (MIN. 25 GAMES)

| RANK | COACH | W | L | T | WIN PCT. |
|------|----------------------|----|----|---|----------|
| 1. | Don Shula | 36 | 7 | 0 | .837 |
| 2. | John Harbaugh | 22 | 7 | 0 | .759 |
| 3. | Mike Tomlin | 23 | 7 | 1 | .758 |
| 4. | Chuck Noll | 27 | 10 | 0 | .730 |
| 5. | Marty Schottenheimer | 28 | 11 | 0 | .718 |
| 6. | Bill Cowher | 21 | 8 | 1 | .717 |
| 7. | Marvin Lewis | 21 | 8 | 3 | .703 |
| 8. | Mike Shanahan | 21 | 9 | 0 | .700 |
| 9. | Bill Belichick | 38 | 18 | 0 | .679 |
| 10. | Marv Levy | 19 | 9 | 0 | .679 |

- Tomlin's regular-season road record against the NFC is 16-14 (.533).
- Tomlin's 16 regular-season road victories against the NFC are tied for the sixth-most by an AFC head coach in NFL history.

MOST REGULAR-SEASON ROAD WINS VS. NFC BY AFC HEAD COACH IN NFL HISTORY

| RANK | COACH | WINS |
|------|----------------------|------|
| 1. | Bill Belichick | 36 |
| 2. | Don Shula | 31 |
| 3. | Marty Schottenheimer | 24 |
| 4. | Jeff Fisher | 22 |
| 5. | Chuck Noll | 18 |
| 6. | Mike Tomlin | 16 |
| | Marvin Lewis | 16 |
| 8. | Mike Shanahan | 15 |
| 9. | John Harbaugh | 14 |
| 10. | Bill Cowher | 13 |
| | Tom Flores | 13 |

- Tomlin's .533 regular-season road winning percentage against the NFC is the fifth-highest by an AFC head coach in NFL history (min. 25 games).

BEST REGULAR-SEASON ROAD WIN PERCENTAGE VS. NFC BY AFC HEAD COACH IN NFL HISTORY (MIN. 25 GAMES)

| RANK | COACH | W | L | T | WIN PCT. |
|------|----------------------|----|----|---|----------|
| 1. | Jeff Fisher | 22 | 10 | 0 | .688 |
| 2. | Don Shula | 31 | 15 | 0 | .674 |
| 3. | Bill Belichick | 36 | 19 | 0 | .655 |
| 4. | Marty Schottenheimer | 24 | 14 | 0 | .632 |
| 5. | Mike Tomlin | 16 | 14 | 0 | .533 |
| 6. | John Harbaugh | 14 | 14 | 0 | .500 |
| | Marvin Lewis | 16 | 16 | 0 | .500 |
| 8. | Bill Cowher | 13 | 14 | 0 | .481 |
| 9. | Chuck Noll | 18 | 20 | 0 | .474 |
| 10. | Chuck Knox | 12 | 15 | 0 | .444 |

- Tomlin's 39 regular-season victories against the NFC are the second-most by an AFC head coach since 2007.

MOST REGULAR-SEASON WINS VS. NFC BY AFC HEAD COACH SINCE 2007

| RANK | COACH | WINS |
|------|----------------|------|
| 1. | Bill Belichick | 45 |
| 2. | Mike Tomlin | 39 |
| 3. | John Harbaugh | 36 |
| 4. | Andy Reid | 28 |
| 5. | Marvin Lewis | 25 |

- Pittsburgh's 39 regular-season victories against the NFC under Tomlin are tied for the second-most among AFC teams since 2007.

MOST REGULAR-SEASON WINS VS. NFC BY AFC TEAM SINCE 2007

| RANK | TEAM | WINS |
|------|----------------------|------|
| 1. | New England Patriots | 45 |
| 2. | Pittsburgh Steelers | 39 |
| | Baltimore Ravens | 39 |
| | Kansas City Chiefs | 39 |
| 5. | Tennessee Titans | 38 |

- Tomlin's .648 regular-season winning percentage against the NFC is the third-highest by an AFC head coach since 2007 (min. 25 games).

BEST REGULAR-SEASON WIN PERCENTAGE VS. NFC BY AFC COACH SINCE 2007 (MIN. 25 GAMES)

| RANK | COACH | W | L | T | WIN PCT. |
|------|----------------|----|----|---|----------|
| 1. | Andy Reid | 28 | 11 | 0 | .718 |
| 2. | Bill Belichick | 45 | 18 | 0 | .714 |
| 3. | Mike Tomlin | 39 | 21 | 1 | .648 |
| 4. | John Harbaugh | 36 | 21 | 0 | .632 |
| 5. | Gary Kubiak | 21 | 15 | 0 | .583 |

- Pittsburgh's .648 regular-season winning percentage against the AFC under Tomlin is the second-highest among AFC teams since 2007.

BEST REGULAR-SEASON WIN PERCENTAGE VS. NFC SINCE 2007

| RANK | TEAM | W | L | T | WIN PCT. |
|------|----------------------|----|----|---|----------|
| 1. | New England Patriots | 45 | 18 | 0 | .714 |
| 2. | Pittsburgh Steelers | 39 | 21 | 1 | .648 |
| 3. | Baltimore Ravens | 39 | 22 | 0 | .639 |
| 4. | Kansas City Chiefs | 39 | 24 | 0 | .619 |
| 5. | Tennessee Titans | 38 | 25 | 0 | .603 |

- Pittsburgh's 23 regular-season home victories against the AFC under Tomlin are the second-most among AFC teams since 2007.

MOST REGULAR-SEASON HOME WINS VS. NFC BY AFC TEAM SINCE 2007

| RANK | TEAM | WINS |
|------|----------------------|------|
| 1. | Baltimore Ravens | 24 |
| 2. | Pittsburgh Steelers | 23 |
| 3. | New England Patriots | 22 |
| | Kansas City Chiefs | 22 |
| | Denver Broncos | 22 |

- Pittsburgh's .758 regular-season home winning percentage against the NFC under Tomlin is the second-highest among AFC teams since 2007.

BEST REGULAR-SEASON HOME WIN PERCENTAGE VS. NFC BY AFC TEAM SINCE 2007

| RANK | TEAM | W | L | T | WIN PCT. |
|------|----------------------|----|----|---|----------|
| 1. | New England Patriots | 78 | 13 | 0 | .857 |
| 2. | Pittsburgh Steelers | 65 | 27 | 0 | .707 |
| 3. | Baltimore Ravens | 62 | 30 | 0 | .674 |
| 4. | Indianapolis Colts | 60 | 32 | 0 | .652 |
| 5. | Houston Texans | 52 | 38 | 1 | .577 |

- Pittsburgh's 16 regular-season road victories against the NFC under Tomlin are the fifth-most among AFC teams since 2007.

MOST REGULAR-SEASON ROAD WINS VS. NFC BY AFC TEAM SINCE 2007

| RANK | TEAM | WINS |
|------|----------------------|------|
| 1. | New England Patriots | 23 |
| 2. | Tennessee Titans | 20 |
| 3. | Indianapolis Colts | 17 |
| | Kansas City Chiefs | 17 |
| 5. | Pittsburgh Steelers | 16 |

- Pittsburgh's .533 regular-season road winning percentage against the NFC under Tomlin is the fourth-highest among AFC teams since 2007.

BEST REGULAR-SEASON ROAD WIN PERCENTAGE VS. AFC SINCE 2007

| RANK | TEAM | W | L | T | WIN PCT. |
|------|----------------------|----|----|---|----------|
| 1. | New England Patriots | 23 | 8 | 0 | .742 |
| 2. | Tennessee Titans | 20 | 11 | 0 | .645 |
| 3. | Indianapolis Colts | 17 | 13 | 0 | .567 |
| 4. | Pittsburgh Steelers | 16 | 14 | 0 | .533 |
| 5. | Kansas City Chiefs | 17 | 15 | 0 | .531 |

- Including the postseason, Tomlin has a .643 winning percentage (40-22-1) against the NFC during his 16 years.

TOMLIN T-150 COACH

- **Mike Tomlin** is the 20th head coach in NFL history to reach 150 career wins.
- Tomlin registered 150 career victories in the fourth-fewest game in League history.

FEWEST GAMES COACHED TO 150 CAREER VICTORIES

| RANK | PLAYER | GAMES |
|------|---------------|-------|
| 1. | Don Shula | 204 |
| 2. | George Halas | 223 |
| 3. | Curly Lambeau | 228 |
| 4. | Mike Tomlin | 232 |
| 5. | Bud Grant | 239 |

WIN NO. 140

- **Mike Tomlin** earned his 140th regular-season win with the Steelers in the 28-24 victory at Baltimore in Week 8 of 2020.
- The game was Tomlin's 215th of his regular-season tenure, tying him with Curly Lambeau for the third-fewest games by an NFL head coach to secure 140 wins.

FEWEST NFL GAMES COACHED TO 140 WINS

| RANK | HEAD COACH | TEAMS | GAMES |
|------|---------------|-----------------|-------|
| 1. | Don Shula | Baltimore-Miami | 185 |
| 2. | George Halas | Chicago | 210 |
| 3. | Mike Tomlin | Pittsburgh | 215 |
| | Curly Lambeau | Green Bay | 215 |
| 5. | Joe Gibbs | Washington | 216 |

PICKETT NO LONGER ON THE FENCE

- QB **Kenny Pickett** completed 34-of-52 passes (65.4 percent) for 327 yards, one interception and a 74.8 rating in first career start (Week 5 at Buffalo).
- Pickett set franchise records for pass completions, pass attempts and passing yards in first career start.

FRANCHISE QB RECORDS IN TEAM STARTING DEBUT

| CATEGORY | NAME | STAT |
|-----------------------|-----------------|-------|
| Completions | Kenny Pickett | 34 |
| Attempts | Kenny Pickett | 52 |
| Completion Percentage | Devlin Hodges | 75.0% |
| Passing Yards | Kenny Pickett | 327 |
| Passing TDs | Tommy Maddox | 3 |
| | Earl Morrall | 3 |
| Quarterback Rating | Ted Marchibroda | 120.0 |
| Passing Yards/Attempt | Ron Smith | 11.50 |

FRANCHISE QB RECORDS IN CAREER STARTING DEBUT

| CATEGORY | NAME | STAT |
|-----------------------|-----------------|-------|
| Completions | Kenny Pickett | 34 |
| Attempts | Kenny Pickett | 52 |
| Completion Percentage | Devlin Hodges | 75.0% |
| Passing Yards | Kenny Pickett | 327 |
| Passing TDs | Mason Rudolph | 2 |
| | Ron Smith | 2 |
| | Rudy Bukich | 2 |
| | Scott Campbell | 2 |
| Quarterback Rating | Ted Marchibroda | 120.0 |
| Passing Yards/Attempt | Ron Smith | 11.50 |

- Pickett's 34 completions are the most by a rookie quarterback in their first career start since the 1970 NFL-AFL merger (previous record was 32, Sam Bradford, St. Louis Rams, vs. Arizona Cardinals in 2010).
- Pickett's 52 pass attempts are tied for the third-most by a rookie quarterback in their first career start since the 1970 NFL-AFL merger (record is 55, Sam Bradford, St. Louis Rams, vs. Arizona Cardinals in 2010).
- Pickett's 327 passing yards are the eighth-most by a rookie quarterback in their first career start since the 1970 NFL-AFL merger (record is 422, Cam Newton, Carolina Panthers, at Arizona Cardinals in 2011).

NFL ROOKIE QB RECORDS IN CAREER STARTING DEBUT

| CATEGORY | NAME | STAT |
|-----------------------|----------------------|-------|
| Completions | Kenny Pickett, 2022 | 34 |
| Attempts | Sam Bradford, 2010 | 55 |
| Completion Percentage | Marcus Mariota, 2015 | 86.7% |
| Passing Yards | Cam Newton, 2011 | 422 |
| Passing TDs | Marcus Mariota, 2015 | 4 |
| | Todd Bouman, 2001 | 4 |
| Quarterback Rating | Marcus Mariota, 2015 | 158.3 |
| Passing Yards/Attempt | Dennis Shaw | 15.10 |

KENNY PICKETT RANKS IN NFL ROOKIE QB CAREER STARTING DEBUT

| CATEGORY | STAT | RANK |
|---------------|------|------|
| Completions | 34 | 1st |
| Attempts | 52 | 2nd |
| Passing Yards | 327 | 8th |

- Pickett made his NFL debut in Week 4 vs. N.Y. Jets. He entered the game following halftime and completed 10-of-13 passes (76.9 percent) for 120 yards and a 65.1 rating.
- Pickett registered a one-yard TD run (the first of his career) with 7:22 remaining in the third quarter that gave the Steelers a 13-10 lead.
- Pickett became the first quarterback since the 1970 AFL-NFL merger to have multiple rushing TDs in his first career game
- Pickett registered a two-yard TD run (the second of his career) with 13:41 remaining in the fourth quarter that gave the Steelers a 20-10 lead.
- Pickett is the first rookie quarterback in franchise history with multiple rushing TDs in a single game.
- Pickett is the fifth quarterback in franchise history with multiple rushing TDs in a single game and first since Kordell Stewart at San Diego Chargers (12/24/2000).
- Pickett joins **Kordell Stewart** (six times), **Bubby Brister** (once), **Mark Malone** (once) and **Terry Bradshaw** (three times) as quarterbacks in franchise history with multiple rushing TDs in a single game.

PICK(ENS) OF THE LITTER

- WR **George Pickens** has led the Steelers in receptions and receiving yards each of the last two weeks.
- Pickens caught six passes for a team-high 83 yards, including a 29-yard reception, in Week 5 at Buffalo.
- Pickens caught six passes for 102 yards in Week 4 vs. N.Y. Jets. He set single-game career highs in both receptions and receiving yards.
- Pickens recorded the first 100-yard receiving game by a Steelers wideout since Dontae Johnson in 2021 vs. Baltimore (12/05/21).
- Pickens registered the first 100-yard receiving game by a Steelers rookie since Najee Harris in 2021 vs. Cincinnati (09/26/21).
- Pickens recorded the first 100-yard receiving game by a Steelers rookie wideout since Chase Claypool in 2020 at Cleveland (01/03/21).
- Pickens is the sixth player (fifth wideout) in franchise history to register a 100-yard receiving game prior to Week 5 of his rookie season.

STEELERS WITH 100-YD REC. GAME BEFORE WEEK 5 OF ROOKIE SEASON

| YEAR | PLAYER. OPP. | REC | YDS | TD |
|--------------|-------------------------------------|-----|-----|----|
| 2022, Week 4 | George Pickens vs. N.Y. Jets | 6 | 102 | 0 |
| 2021, Week 3 | Najee Harris vs. Cincinnati Bengals | 14 | 102 | 0 |
| 2009, Week 3 | Mike Wallace at Cincinnati Bengals | 7 | 102 | 0 |
| 1987, Week 3 | Joey Clinkscales at Atlanta Falcons | 6 | 150 | 1 |
| 1984, Week 1 | Louis Lipps vs. Kansas City Chiefs | 6 | 183 | 2 |
| 1970, Week 2 | Ron Shanklin at Denver Broncos | 6 | 123 | 0 |

- Pickens is the third rookie wide receiver to register a 100-yard receiving game this season.

ROOKIE WIDE RECEIVERS WITH 100-YD REC. GAME

| WEEK | PLAYER. OPP. | REC | YDS | TD |
|--------|------------------------------------|-----|-----|----|
| Week 4 | George Pickens vs. N.Y. Jets | 6 | 102 | 0 |
| Week 3 | Chris Olave at Carolina Panthers | 9 | 147 | 0 |
| Week 2 | Garrett Wilson at Cleveland Browns | 8 | 102 | 2 |

NAJEE HARRIS (ING) OPPOSING DEFENSES

- RB **Najee Harris** went 430 scrimmage touches (347 rushes and 83 receptions) to open his career without a fumble, which was tied for the seventh-most scrimmage touches (sixth among running backs) without a fumble to open a career in NFL history.
- Harris' only career fumble came when the Steelers were attempting multiple laterals on the final play of the Week 3 loss at Cleveland.

MOST CONSECUTIVE SCRIMMAGE TOUCHES TO BEGIN CAREER WITHOUT FUMBLE (SINCE 1991)

| RANK | PLAYER | TOUCHES | START | END |
|------|-----------------------|---------|------------|------------|
| 1. | Jamaal Williams | 747 | 09/10/2017 | 12/05/2021 |
| 2. | Phillip Lindsay | 717 | 09/09/2018 | Active |
| 3. | James White | 631 | 09/29/2014 | 11/09/2020 |
| 4. | BenJarvus Green-Ellis | 590 | 10/12/2008 | 09/23/2012 |
| 5. | Marvin Jones Jr. | 533 | 09/30/2012 | Active |
| 6. | Jerick McKinnon | 433 | 09/07/2014 | 10/01/2017 |
| 7. | Najee Harris | 430 | 09/12/2021 | 09/22/2022 |
| | Darnay Scott | 430 | 09/04/1994 | 12/29/2002 |
| 9. | Deion Branch | 409 | 09/09/2002 | 09/26/2010 |
| 10. | Cordarrelle Patterson | 401 | 09/08/2013 | 09/19/2021 |

- Harris has 376 career rushes without a fumble, which is the fifth-most rushes without a fumble to open a career in NFL history.

MOST CONSECUTIVE RUSHES TO BEGIN CAREER WITHOUT FUMBLE (SINCE 1991)

| RANK | PLAYER | TOUCHES | START | END |
|------|-----------------------|---------|------------|------------|
| 1. | Phillip Lindsay | 633 | 09/09/2018 | Active |
| 2. | Saquon Barkley | 606 | 09/09/2018 | 12/19/2021 |
| 3. | Jamaal Williams | 603 | 09/10/2017 | 12/05/2021 |
| 4. | BenJarvus Green-Ellis | 560 | 10/20/2008 | 09/23/2012 |
| 5. | Najee Harris | 376 | 09/12/2021 | Active |
| 6. | Scottie Graham | 364 | 12/20/1992 | 11/16/1997 |
| 7. | Darrell Henderson Jr. | 360 | 09/08/2019 | Active |
| 8. | Jerick McKinnon | 334 | 09/07/2014 | 10/01/2017 |
| 9. | Jackie Battle | 326 | 12/23/2007 | 12/28/2014 |
| 10. | C.J. Anderson | 320 | 10/27/2013 | 12/28/2015 |

- Harris' 381 touches in 2021 were the sixth-most by a running back without a fumble since 1999.

MOST TOUCHES BY RUNNING BACK WITHOUT A FUMBLE SINCE 1999

| RANK | PLAYER. YEAR | TOUCHES |
|-------|---------------------------|---------|
| 1. | Edgerrin James, 1999 | 431 |
| 2. | LaDainian Tomlinson, 2003 | 413 |
| 3. | Curtis Martin, 1999 | 412 |
| 1970. | Curtis Martin, 2004 | 412 |
| 5. | Christian McCaffrey, 2019 | 403 |
| 6. | Najee Harris, 2021 | 381 |
| 7. | LaDainian Tomlinson, 2007 | 375 |
| 8. | Le'Veon Bell, 2014 | 373 |
| 9. | Ray Rice, 2010 | 370 |
| 10. | Jerome Bettis, 2000 | 373 |

- Harris' 381 touches in 2021 were the sixth-most by a rookie running back since the 1970 AFL-NFL merger.

MOST SINGLE-SEASON TOUCHES BY ROOKIE RUNNING BACK SINCE 1970 AFL-NFL MERGER

| RANK | PLAYER. YEAR | TOUCHES |
|------|---------------------------|---------|
| 1. | Eric Dickerson, 1983 | 441 |
| 2. | Edgerrin James, 1999 | 431 |
| 3. | Curtis Martin, 1995 | 398 |
| | LaDainian Tomlinson, 2001 | 398 |
| 5. | George Rogers, 1981 | 394 |
| 6. | Najee Harris, 2021 | 381 |
| 7. | Matt Forte, 2008 | 379 |
| 8. | Curt Warner, 1983 | 377 |
| 9. | Ottis Anderson, 1979 | 372 |
| 10. | Doug Martin, 2012 | 368 |

- Harris rushed for a career-high 188 yards on 28 carries, including a 37-yard TD run with 0:51 remaining in the fourth quarter that extended the Steelers lead, 26-14, in Week 17 of 2021 vs. Cleveland.
- Harris caught 14 passes for 102 yards and rushed for 40 yards on 14 carries vs. Cincinnati in Week 3 of 2021.
- His 14 receptions are the most in franchise history by a running back and tied for the third-most in Steelers history by any player.

MOST RECEPTIONS BY RUNNING BACK IN SINGLE-GAME FRANCHISE HISTORY

| RANK | PLAYER | REC. |
|------|--|------|
| 1. | Najee Harris vs. Cincinnati, 9/26/2021 | 14 |
| 2. | Jaylen Samuels vs. Indianapolis, 11/3/2019 | 13 |
| 3. | Le'Veon Bell vs. Green Bay, 11/26/2017 | 12 |
| 4. | Franco Harris vs. Cincinnati, 9/19/1982 | 11 |
| 5. | Le'Veon Bell vs. New England, 10/23/2016 | 10 |
| | Le'Veon Bell vs. Jacksonville, 10/8/2017 | 10 |

MOST RECEPTIONS IN SINGLE-GAME FRANCHISE HISTORY

| RANK | PLAYER | REC. |
|------|---|------|
| 1. | Antonio Brown vs. Oakland, 11/8/2015 | 17 |
| 2. | Antonio Brown vs. Denver, 12/20/2015 | 16 |
| 3. | Najee Harris vs. Cincinnati, 9/26/2021 | 14 |
| | Antonio Brown vs. Dallas, 11/13/2016 | 14 |
| | Antonio Brown at New Orleans, 12/23/2018 | 14 |
| | Courtney Hawkins vs. Tennessee, 11/1/1998 | 14 |

- His 14 receptions are tied for the seventh-most in League history by a running back.

MOST RECEPTIONS IN SINGLE-GAME NFL HISTORY

| RANK | PLAYER | REC. |
|------|---|------|
| 1. | Clark Gaines vs. San Francisco, 9/21/1980 | 17 |
| 2. | William Andrews vs. Pittsburgh, 11/15/1981 | 15 |
| | Austin Ekeler vs. Denver, 10/6/2019 | 15 |
| | Alvin Kamara at Atlanta, 9/23/2018 | 15 |
| | Christian McCaffrey at Indianapolis, 12/22/2019 | 15 |
| | Ricky Young vs. New England, 12/16/1979 | 15 |
| t-7. | Najee Harris vs. Cincinnati, 9/26/2021 | 14 |

- Harris' 14 catches are tied with Saquon Barkley (September 16, 2018) and Roy Helu (November 6, 2011) for the most receptions by a rookie running back in single-game NFL history.

MOST RECEPTIONS BY ROOKIE RUNNING BACK IN SINGLE-GAME NFL HISTORY

| RANK | PLAYER | REC. |
|------|---|------|
| 1. | Najee Harris vs. Cincinnati, 9/26/2021 | 14 |
| | Saquon Barkley at Dallas, 9/16/2018 | 14 |
| | Roy Helu vs. San Francisco, 9/26/2011 | 14 |
| 4. | LaDainian Tomlinson vs. Arizona, 11/25/2001 | 13 |
| 5. | Four players tied with | 12 |

- Harris registered the sixth 100-yard receiving game by a running back in franchise history. It marked the first 100-yard receiving game by a running back since Le'Veon Bell vs. Cincinnati on Dec. 4, 2017.
- Harris is the fourth running back in franchise history to post a 100-yard receiving game.

MOST RECEIVING YARDS BY RUNNING BACK IN SINGLE-GAME FRANCHISE HISTORY

| RANK | PLAYER | YDS |
|------|--|-----|
| 1. | Le'Veon Bell vs. New Orleans, 11/30/2014 | 159 |
| 2. | French Fuqua vs. Cleveland, 11/29/1970 | 116 |
| 3. | Le'Veon Bell at Cincinnati, 12/4/2017 | 106 |
| 4. | Isaac Redman at Tennessee, 10/11/2012 | 105 |
| 5. | Najee Harris vs. Cincinnati, 9/26/2021 | 102 |

FREIERMUTH, FLYING HIGH

- TE Pat Freiermuth caught an eight-yard TD pass from QB Mitch Trubisky on the first play of the fourth quarter that cut the Patriots lead to 17-12 in Week 2. The TD catch was his first of the season and eighth of his career.
- His eight TD receptions are tied for the fifth-most among tight ends since the start of the 2021 season.

MOST TD RECEPTIONS BY TIGHT END SINCE 2021

| RANK | PLAYER | TDS |
|------|-------------------------------------|-----|
| 1. | Mark Andrews, Baltimore Ravens | 13 |
| 2. | Travis Kelce, Kansas City Chiefs | 12 |
| 3. | Dawson Knox, Buffalo Bills | 9 |
| | Hunter Henry, Cincinnati Bengals | 9 |
| 5. | Pat Freiermuth, Pittsburgh Steelers | 8 |
| | Dalton Schultz, Dallas Cowboys | 8 |

- His 80 receptions are the most by a tight end in franchise history over their first 21 career games played.

MOST RECEPTIONS BY STEELERS TIGHT END IN FIRST 21 GAMES

| RANK | PLAYER | REC. |
|------|----------------|------|
| 1. | Pat Freiermuth | 80 |
| 2. | Eric Green | 62 |
| 3. | Heath Miller | 49 |
| 4. | Jesse James | 41 |
| 5. | Mark Bruener | 33 |

- His 80 receptions are tied for the ninth-most by a tight end in NFL history over their first 21 career games played.

MOST RECEPTIONS BY NFL TIGHT END IN FIRST 21 GAMES

| RANK | PLAYER | REC. |
|------|---------------------------------------|------|
| 1. | Kellen Winslow, Cleveland Browns | 110 |
| 2. | Jeremy Shockey, N.Y. Giants | 108 |
| 3. | Keith Jackson, Philadelphia Eagles | 105 |
| 4. | Jordan Reed, Washington Commanders | 102 |
| 5. | Kellen Winslow, San Diego Chargers | 98 |
| 6. | Jordan Matthews, Philadelphia Eagles | 97 |
| 7. | Travis Kelce, Kansas City Chiefs | 88 |
| 8. | Evan Engram, N.Y. Giants | 85 |
| 9. | Aaron Hernandez, New England Patriots | 82 |
| 10. | Pat Freiermuth, Pittsburgh Steelers | 80 |
| | Brandon Pettigrew, Detroit Lions | 80 |

- His 732 receiving yards are the second-most by a tight end in franchise history over their first 21 career games played.

MOST RECEIVING YARDS BY STEELERS TIGHT END IN FIRST 21 GAMES

| RANK | PLAYER | TDS |
|------|----------------|-----|
| 1. | Eric Green | 812 |
| 2. | Pat Freiermuth | 732 |
| 3. | Heath Miller | 643 |
| 4. | John McMakin | 335 |
| 5. | Dennis Hughes | 332 |

- His eight TD catches are the second-most by a tight end in franchise history over their first 21 career games played.

MOST TD RECEPTIONS BY STEELERS TIGHT END IN FIRST 21 GAMES

| RANK | PLAYER | TDS |
|------|----------------|-----|
| 1. | Eric Green | 11 |
| 2. | Pat Freiermuth | 8 |
| 3. | Heath Miller | 7 |
| 4. | Jesse James | 4 |
| | Adrian Cooper | 4 |

- His eight TD catches are tied for the 14th-most by a tight end in NFL history over their first 21 career games played.

MOST TD RECEPTIONS BY NFL TIGHT END IN FIRST 21 GAMES

| RANK | PLAYER | TDS |
|-------|---------------------------------------|-----|
| 1. | Rob Gronkowski, New England Patriots | 15 |
| 2. | Eric Green, Pittsburgh Steelers | 11 |
| | Julius Thomas, Denver Broncos | 11 |
| | Kellen Winslow, San Diego Chargers | 11 |
| | Raymond Chester, Las Vegas Raiders | 11 |
| | Aaron Hernandez, New England Patriots | 11 |
| 7. | Jerry Smith, Washington Commanders | 10 |
| | Hunter Henry, L.A. Chargers | 10 |
| | Joe Senser, Minnesota Vikings | 10 |
| 10. | Jordan Matthews, Philadelphia Eagles | 9 |
| | Keith Jackson, Philadelphia Eagles | 9 |
| | Junior Miller, Atlanta Falcons | 9 |
| | Jim Mitchell, Atlanta Falcons | 9 |
| | O.J. Howard, Tampa Bay Buccaneers | 9 |
| t-15. | Pat Freiermuth, Pittsburgh Steelers | 8 |

- Freiermuth caught seven passes for 85 yards in Week 4 vs. N.Y. Jets. He set single-game career highs in both receptions (seven) and receiving yards (tied).
- Freiermuth is one of five tight ends in the League this season with multiple games of at least 75 yards receiving.

MOST 75-YARD RECEIVING GAMES BY TE IN 2022

| RANK | PLAYER | TDS |
|------|-------------------------------------|-----|
| 1. | Mark Andrews, Baltimore Ravens | 3 |
| 2. | Pat Freiermuth, Pittsburgh Steelers | 2 |
| | Travis Kelce, Kansas City Chiefs | 2 |
| | David Njoku, Cleveland Browns | 2 |
| | Dallas Goedert, Philadelphia Eagles | 2 |

- In Week 1 at Cincinnati, Freiermuth had five catches for a career-high 75 yards, including a career-best 31-yard grab. His 15.0 yards/catch was also a career high.
- Freiermuth was the first Steelers tight end to average at least 15 yards/reception with five catches since Jesse James on Sept. 16, 2018 vs. Kansas City. James caught five passes for 138 yards.

JOHNSON LEADS WIDE RECEIVER CORP

- WR **Diontae Johnson** recorded five or more catches in 15 straight games, which was the longest active streak in the NFL, before it ended in Week 4 vs. N.Y. Jets.
- The 15-game streak was the second-longest streak in franchise history.

LONGEST STREAK WITH 5+ RECEPTIONS IN FRANCHISE HISTORY

| RANK | PLAYER | GAMES |
|------|--------------------------|-------|
| 1. | Antonio Brown, 2013-15 | 36 |
| 2. | Diontae Johnson, 2021-22 | 15 |
| 3. | Antonio Brown, 2018 | 13 |
| 4. | Antonio Brown, 2015-16 | 11 |
| 5. | Hines Ward, 2002 | 8 |

- The 15-game streak was the tied for the 14th-longest streak in NFL history.

LONGEST NFL STREAK WITH 5+ RECEPTIONS

| RANK | PLAYER | GAMES |
|-------|--------------------------------------|-------|
| 1. | Antonio Brown | 36 |
| 2. | Cooper Kupp | 23 |
| | DeAndre Hopkins | 23 |
| 4. | Michael Thomas | 20 |
| | Jarvis Landry | 20 |
| 6. | Laveranues Coles | 19 |
| 7. | Jimmy Smith | 18 |
| | Sterling Sharpe | 18 |
| 9. | Davante Adams | 17 |
| | Pierre Garcon | 17 |
| | Herman Moore | 17 |
| | Jerry Rice | 17 |
| t-14. | Diontae Johnson, Pittsburgh Steelers | 15 |

- Johnson has now played in 52 career games for the Steelers. He has registered 282 catches for 3,031 yards and 20 TDs.
- His eclipsed 3,000 career receiving yards in his 52nd game in the NFL, which was tied for the sixth-fewest games needed to reach 3,000 yards in franchise history.

FEWEST GAMES TO 3,000 RECEIVING YARDS IN FRANCHISE HISTORY

| RANK | PLAYER | GP |
|------|---------------------|----|
| 1. | Juju Smith-Schuster | 44 |
| 2. | Mike Wallace | 45 |
| 3. | Antonio Brown | 48 |
| 4. | Plaxico Burris | 50 |
| 5. | Santonio Holmes | 51 |
| 6. | Diontae Johnson | 52 |
| | Louis Lipps | 52 |
| 8. | Ron Shanklin | 64 |
| 9. | Lynn Swann | 65 |
| 10. | Charles Johnson | 69 |

- Johnson's 3,031 receiving yards are the sixth-most by a player in franchise history over their first 52 career games played.

MOST RECEIVING YARDS IN FIRST 52 GAMES FRANCHISE HISTORY

| RANK | PLAYER | YDS |
|------|---------------------|-------|
| 1. | Mike Wallace | 3,457 |
| 2. | Juju Smith-Schuster | 3,430 |
| 3. | Antonio Brown | 3,369 |
| 4. | Santonio Holmes | 3,177 |
| 5. | Plaxico Burress | 3,127 |
| 6. | Diontae Johnson | 3,031 |
| 7. | Louis Lipps | 3,011 |
| 8. | Ron Shanklin | 2,603 |
| 9. | Lynn Swann | 2,294 |
| 10. | Eric Green | 2,272 |

- Johnson's 282 receptions are the most by a player in franchise history over their first 52 career games played.

MOST RECEPTIONS IN FIRST 52 GAMES FRANCHISE HISTORY

| RANK | PLAYER | REC. |
|------|---------------------|------|
| 1. | Diontae Johnson | 282 |
| 2. | Juju Smith-Schuster | 269 |
| 3. | Le'Veon Bell | 254 |
| 4. | Antonio Brown | 246 |
| 5. | Plaxico Burress | 201 |

- Johnson's 282 receptions are the 10th-most by a player in NFL history over their first 52 career games played.

MOST RECEPTIONS IN FIRST 52 GAMES IN NFL HISTORY

| RANK | PLAYER | REC. |
|------|---------------------|------|
| 1. | Michael Thomas | 366 |
| 2. | Odell Beckham Jr. | 352 |
| 3. | Christian McCaffrey | 329 |
| 4. | Anquan Boldin | 325 |
| 5. | Jarvis Landry | 318 |
| 6. | Julio Jones | 312 |
| 7. | Keenan Allen | 309 |
| 8. | Alvin Kamara | 298 |
| 9. | Stefon Diggs | 288 |
| 10. | Diontae Johnson | 282 |

- In 2021 Johnson registered the ninth 100-reception season in franchise history.
- Johnson was the fourth wide receiver in franchise history with 100 receptions in a season.
- Johnson's 107 receptions were the sixth-most in single-season franchise history.

MOST RECEPTIONS IN SINGLE-SEASON IN FRANCHISE HISTORY

| RANK | PLAYER, YEAR | REC. |
|------|---------------------------|------|
| 1. | Antonio Brown, 2015 | 136 |
| 2. | Antonio Brown, 2014 | 129 |
| 3. | Hines Ward, 2002 | 112 |
| 4. | JuJu Smith-Schuster, 2018 | 111 |
| 5. | Diontae Johnson, 2021 | 107 |
| 6. | Antonio Brown, 2013 | 110 |
| 7. | Antonio Brown, 2016 | 106 |
| 8. | Antonio Brown, 2018 | 104 |
| 9. | Antonio Brown, 2017 | 101 |
| 10. | JuJu Smith-Schuster, 2020 | 97 |

- Johnson registered his first career 1,000-yard receiving season in 2021. He recorded the 31st 1,000-yard receiving season in franchise history. Johnson is the 13th player in franchise history to register a 1,000-yard receiving season.
- Johnson was the fourth Steelers' wideout with multiple TD grabs in the fourth quarter of a game in franchise history and first since Antonio Brown in Week 13 of 2014 vs. New Orleans.

MOST FOURTH-QUARTER TD RECEPTIONS IN SINGLE-GAME FRANCHISE HISTORY

| RANK | PLAYER | TDS |
|------|---|-----|
| 1. | Diontae Johnson vs. Baltimore, 12/5/2021 | 2 |
| | Vance McDonald vs. Seattle, 9/15/2019 | 2 |
| | Antonio Brown vs. New Orleans, 11/30/2014 | 2 |
| | Mike Wallace vs. New England, 11/14/2010 | 2 |

- Johnson has registered 75+ yards receiving in nine games since the start of the 2021 season, which is tied for the 11th-most in the NFL over the span.

MOST 75+ YARD RECEIVING GAMES SINCE 2021

| RANK | PLAYER | GAMES |
|-------|--------------------------------------|-------|
| 1. | Cooper Kupp, L.A. Rams | 20 |
| 2. | Justin Jefferson, Minnesota Vikings | 14 |
| 3. | Davante Adams, Las Vegas Raiders | 13 |
| 4. | Tyreek Hill, Miami Dolphins | 11 |
| | Tyler Lockett, Seattle Seahawks | 11 |
| 6. | Ja'Marr Chase, Cincinnati Bengals | 10 |
| | CeeDee Lamb, Dallas Cowboys | 10 |
| | Mike Evans, Tampa Bay Buccaneers | 10 |
| | Mike Williams, L.A. Chargers | 10 |
| | Mark Andrews, Baltimore Ravens | 10 |
| †-11. | Diontae Johnson, Pittsburgh Steelers | 9 |

STACKING UP SACKS

- The Steelers have registered a sack in 92 of their last 96 games, dating back to Nov. 6, 2016 at Baltimore (LB **T.J. Watt** did not play in three of the four games without a sack).
- Pittsburgh has recorded a sack in 223 of **Mike Tomlin's** 246 career games as head coach.
- The Steelers' 7.0 sacks vs. Cincinnati in Week 1 are tied for the most by the franchise in a season opener. The Steelers also registered 7.0 in 2018 (at Cleveland), 2017 (at Cleveland), 1990 (at Cleveland) and 1983 (vs. Denver).
- Pittsburgh has registered at least 3.0 sacks in 22 games since the start of the 2020 season, which is tied for the second-most in the NFL over the span.

MOST GAMES WITH 3.0 SACKS SINCE 2020

| RANK | TEAM | GAMES |
|------|-----------------------|-------|
| 1. | L.A. Rams | 23 |
| 2. | Pittsburgh Steelers | 22 |
| | Tampa Bay Buccaneers | 22 |
| 4. | New Orleans Saints | 21 |
| 5. | Washington Commanders | 20 |

- The Steelers have registered at least 3.0 sacks in 32 games since the start of the 2019 season, which is the second-most in the NFL over the span.

MOST GAMES WITH 3.0 SACKS SINCE 2019

| RANK | TEAM | GAMES |
|------|-----------------------|-------|
| 1. | L.A. Rams | 33 |
| 2. | Pittsburgh Steelers | 32 |
| 3. | Tampa Bay Buccaneers | 30 |
| 4. | New Orleans Saints | 29 |
| 5. | Washington Commanders | 28 |

- Pittsburgh has recorded at least 4.0 sacks in 15 games since the start of the 2020 season, which is the most in the NFL over the span.

MOST GAMES WITH 4.0 SACKS SINCE 2020

| RANK | TEAM | GAMES |
|------|-----------------------|-------|
| 1. | Pittsburgh Steelers | 15 |
| 2. | Tampa Bay Buccaneers | 13 |
| 3. | L.A. Rams | 12 |
| 4. | Washington Commanders | 11 |
| 5. | Chicago Bears | 10 |

- Pittsburgh has recorded at least 4.0 sacks in 24 games since the start of the 2019, which is the most in the NFL over the span.

MOST GAMES WITH 4.0 SACKS SINCE 2019

| RANK | TEAM | GAMES |
|------|-----------------------|-------|
| 1. | Pittsburgh Steelers | 24 |
| 2. | Tampa Bay Buccaneers | 18 |
| 3. | L.A. Rams | 17 |
| 4. | Washington Commanders | 16 |
| 5. | San Francisco 49ers | 15 |

- Pittsburgh has registered at least 5.0 sacks in eight games since the start of the 2020 season, which is the second-most in the NFL over the span.

MOST GAMES WITH 5.0 SACKS SINCE 2020

| RANK | TEAM | GAMES |
|------|----------------------|-------|
| 1. | Tampa Bay Buccaneers | 9 |
| 2. | Pittsburgh Steelers | 8 |
| 3. | L.A. Rams | 7 |
| 4. | Miami Dolphins | 6 |
| | Buffalo Bills | 6 |
| | Dallas Cowboys | 6 |

- The Steelers have also registered 5.0 or more sacks in 13 games since the start of the 2019 season, which is tied for the most in the NFL over the span.

MOST GAMES WITH 5.0 SACKS SINCE 2019

| RANK | TEAM | GAMES |
|------|----------------------|-------|
| 1. | Tampa Bay Buccaneers | 14 |
| 2. | Pittsburgh Steelers | 13 |
| 3. | L.A. Rams | 12 |
| 4. | New Orleans Saints | 8 |
| | Buffalo Bills | 8 |
| | Denver Broncos | 8 |
| | Dallas Cowboys | 8 |

- Pittsburgh's NFL record streak of 75 consecutive regular-season games with a sack came to an end in Week 3 of 2021 vs. Cincinnati.
- The Steelers' streak started on Nov. 6, 2016 at Baltimore.
- Pittsburgh's previous game that did not include a defensive sack came on Oct. 23, 2016 vs. New England.

STEELERS LONGEST STREAK OF CONSECUTIVE GAMES WITH AT LEAST 1 SACK

| RANK | DATES | STRK |
|------|--------------------------------|------|
| 1. | Nov. 6, 2016 - Sept. 19, 2021 | 75 |
| 2. | Nov. 3, 2008 - Nov. 8, 2010 | 33 |
| 3. | Jan. 2, 2005 - Nov. 19, 2006 | 27 |
| 4. | Dec. 21, 1997 - Nov. 14, 1999 | 26 |
| | Sept. 13, 1992 - Nov. 28, 1993 | 26 |

- The previous NFL record for consecutive games with at least 1.0 sack was 69 games by Tampa Bay (Oct. 10, 1999 to Nov. 9, 2003). Head coach **Mike Tomlin** was on the Buccaneers staff during the final three seasons of the streak.

LONGEST STREAK OF CONSECUTIVE GAMES WITH AT LEAST 1 SACK IN NFL HISTORY

| RANK | TEAM (YEARS) | GAMES |
|------|----------------------------------|-------|
| 1. | Pittsburgh Steelers (2016-2021) | 75 |
| 2. | Tampa Bay Buccaneers (1999-2003) | 69 |
| 3. | New Orleans Saints (1994-98) | 60 |
| | Washington Commanders (1984-87) | 60 |
| 5. | Arizona Cardinals (2015-19) | 59 |

BLITZBURGH

- In the Week 1 victory at Cincinnati, Pittsburgh became the first team with four or more interceptions, five or more takeaways, 7.0 or more sacks and an interception return for TD in the same game since Atlanta in Week 12 of 2002.
- The Steelers had not previously accomplished this feat in franchise history and no team in the NFL has done it Week 1 since 1967 (Detroit).
- The Steelers either lead the NFL or tied for the League lead in sacks dating back to the start of every season since 1989 (except 2021).

MOST SACKS DATING BACK TO START OF EVERY SEASON SINCE 1989

| YEAR | SACKS | NFL RANK | SECOND IN NFL |
|-------|-------|----------|---------------------|
| 2021- | 65 | 3rd | San Francisco, 69 |
| 2020- | 121 | 1st | Tampa Bay, 114 |
| 2019- | 175 | 1st | L.A. Rams, 163 |
| 2018- | 227 | 1st | L.A. Rams, 204 |
| 2017- | 283 | 1st | L.A. Rams, 252 |
| 2016- | 321 | 1st | L.A. Rams, 283 |
| 2015- | 369 | 1st | L.A. Rams, 324 |
| 2014- | 402 | 1st | L.A. Rams, 364 |
| 2013- | 436 | 1st | L.A. Rams, 417 |
| 2012- | 473 | 1st | L.A. Rams, 469 |
| 2011- | 508 | t-1st | L.A. Rams, 508 |
| 2010- | 556 | 1st | L.A. Rams, 551 |
| 2009- | 603 | 1st | L.A. Rams, 576 |
| 2008- | 654 | 1st | L.A. Rams, 606 |
| 2007- | 690 | 1st | Minnesota, 642 |
| 2006- | 729 | 1st | Minnesota, 672 |
| 2005- | 776 | 1st | L.A. Rams, 712 |
| 2004- | 817 | 1st | L.A. Rams, 746 |
| 2003- | 852 | 1st | L.A. Rams, 788 |
| 2002- | 902 | 1st | Philadelphia, 835 |
| 2001- | 957 | 1st | Philadelphia, 880 |
| 2000- | 996 | 1st | Philadelphia, 930 |
| 1999- | 1,035 | 1st | L.A. Rams, 978 |
| 1998- | 1,076 | 1st | L.A. Rams, 1,028 |
| 1997- | 1,125 | 1st | L.A. Rams, 1,066 |
| 1996- | 1,175 | 1st | L.A. Rams, 1,098 |
| 1995- | 1,217 | 1st | Philadelphia, 1,140 |
| 1994- | 1,272 | 1st | Philadelphia, 1,182 |
| 1993- | 1,314 | 1st | Philadelphia, 1,218 |
| 1992- | 1,350 | 1st | Philadelphia, 1,273 |
| 1991- | 1,388 | 1st | Philadelphia, 1,328 |
| 1990- | 1,422 | 1st | Philadelphia, 1,373 |
| 1989- | 1,453 | 1st | Philadelphia, 1,435 |

- The Steelers are the first team in the NFL to record 50 or more sacks in five consecutive seasons since Washington, Chicago and Dallas (1983-87).
- Pittsburgh is the fourth team to accomplish the feat since sacks became an official statistic in 1982.
- The five-year streak with 50 or more sacks is tied for the longest in NFL history.

NFL MOST CONSECUTIVE 50-SACK SEASONS SINCE 1982

| RANK | TEAM | SEASONS |
|------|-------------------------------|---------|
| 1. | Pittsburgh Steelers (2017-21) | 5 |
| | Washington (1983-87) | 5 |
| | Chicago Bears (1983-87) | 5 |
| | Dallas Cowboys (1983-87) | 5 |
| 5. | N.Y. Giants (1985-88) | 4 |
| | Philadelphia Eagles (1984-87) | 4 |
| | San Francisco 49ers (1983-86) | 4 |
| | L.A. Raiders (1983-86) | 4 |

- The Steelers have eclipsed the 50-sack plateau 11 times since sacks became an official statistic in 1982. No NFL team has registered more 50-sack seasons over that span.

NFL MOST 50-SACK SEASONS SINCE 1982

| RANK | TEAM | SEASONS |
|------|---------------------|---------|
| 1. | Pittsburgh Steelers | 11 |
| 2. | Philadelphia Eagles | 10 |
| 3. | New Orleans Saints | 9 |
| | L.A. Rams | 9 |
| 5. | N.Y. Giants | 7 |

- Pittsburgh led the NFL with 55.0 sacks in 2021. The Steelers have led the League in sacks in each of the previous five seasons (2017-21). The Steelers are the first team in NFL history to lead the NFL in sacks in four straight seasons, let alone five.
- Pittsburgh registered 9.0 sacks in Week 17 of 2021 vs. Cleveland, which is the most since Oct. 21, 2001 at Tampa Bay when the Steelers had a franchise-tying record 10 and tied for the fifth-most in franchise history.

MOST STEELERS SACKS IN SINGLE-GAME SINCE 1982

| RANK | OPP.. DATE | SACKS |
|------|----------------------------|-------|
| 1. | at Cincinnati, 11/29/1992 | 10.0 |
| | at Tampa Bay, 10/21/2001 | 10.0 |
| | at Arizona, 11/30/1997 | 10.0 |
| | vs. Cincinnati, 10/13/1996 | 10.0 |
| 5. | vs. Cleveland, 1/3/2022 | 9.0 |
| | at Cincinnati, 10/13/1996 | 9.0 |

STEELERS GROUND THE PASSING GAME

- N.Y. Jets QB Zach Wilson completed just 50.0% of his passes (18-of-36) in Week 4. The Steelers have limited 20 opponents at or below a 60.0 completion percentage since the start of the 2020 season, which is the most in the NFL over the span.

MOST GAMES WITH 60.0 OR LESS OPPONENT COMPLETION PERCENTAGE SINCE 2020

| RANK | TEAM | GAMES |
|------|---------------------|-------|
| 1. | Pittsburgh Steelers | 20 |
| 2. | Buffalo Bills | 19 |
| 3. | New Orleans Saints | 18 |
| 4. | Cleveland Browns | 14 |
| | Cincinnati Bengals | 14 |

- Pittsburgh has limited 28 opponents at or below a 60.0 completion percentage since the start of the 2019 season, which leads the NFL over the span.

MOST GAMES WITH 60.0 OR LESS OPPONENT COMPLETION PERCENTAGE SINCE 2019

| RANK | TEAM | GAMES |
|------|----------------------|-------|
| 1. | Pittsburgh Steelers | 28 |
| 2. | New Orleans Saints | 25 |
| 3. | Buffalo Bills | 24 |
| 4. | New England Patriots | 23 |
| 5. | Cleveland Browns | 22 |
| | Cincinnati Bengals | 22 |

- Baltimore QB Tyler Huntley threw for just 141 yards in Week 18 of 2021. Pittsburgh has limited 25 opponents to 200 passing yards or less since the start of the 2019 season, which is tied for the fifth-most in the NFL over the span.

MOST GAMES OF 200 PASSING YARDS ALLOWED OR LESS SINCE 2019

| RANK | TEAM | GAMES |
|------|----------------------|-------|
| 1. | Buffalo Bills | 31 |
| | San Francisco 49ers | 31 |
| 3. | New England Patriots | 29 |
| 4. | Denver Broncos | 26 |
| 5. | Pittsburgh Steelers | 25 |
| | Carolina Panthers | 25 |

- Pittsburgh has allowed 300 or more passing yards in a game just three times since the start of the 2020 season, which is tied for the second-fewest in the NFL over the span. The teams to throw for 300 yards against the Steelers over the last 33 games, include Buffalo (2022), L.A. Chargers (2021) and Las Vegas Raiders (2021).

FEWEST 300-YARD+ PASSING YARDS ALLOWED SINCE 2020

| RANK | TEAM | GAMES |
|------|---------------------|-------|
| 1. | Green Bay Packers | 2 |
| 2. | Pittsburgh Steelers | 3 |
| | New Orleans Saints | 3 |
| 4. | Five teams with | 4 |

- Pittsburgh has allowed 300 or more passing yards in a game just five times since the start of the 2019 season, which is tied for the fewest in the NFL over the span. The teams to throw for 300 yards against the Steelers over their last 52 games, include Buffalo (2022), L.A. Chargers (2021), Las Vegas Raiders (2021), New England (2019) and L.A. Chargers (2019).

FEWEST 300-YARD+ PASSING YARDS ALLOWED SINCE 2019

| RANK | TEAM | GAMES |
|------|----------------------|-------|
| 1. | Pittsburgh Steelers | 5 |
| | Green Bay Packers | 5 |
| | New England Patriots | 5 |
| | New Orleans Saints | 5 |
| 5. | Four teams with | 6 |

STEELERS TAKEAWAYS

- Pittsburgh forced five turnovers at Cincinnati in Week 1, which is the most turnovers forced by the Steelers since Sept. 22, 2019 at San Francisco.
- The five takeaways are tied for the most by the franchise in a season opener. The Steelers also registered five in 2007 (at Cleveland), 1992 (at Houston Oilers) and 1980 (vs. Houston Oilers).
- Pittsburgh has registered 97 takeaways since the start of the 2019 season, which is the most in the NFL over the span.

NFL MOST TAKEAWAYS SINCE 2019

| RANK | TEAM | TAKEAWAYS |
|------|----------------------|-----------|
| 1. | Pittsburgh Steelers | 97 |
| 2. | New England Patriots | 96 |
| 3. | Tampa Bay Buccaneers | 91 |
| 4. | Buffalo Bills | 90 |
| 5. | Indianapolis Colts | 86 |

- The Steelers have forced a turnover in 44 games since the start of the 2019 season, which is tied for the third-most in the NFL over the span.

NFL MOST GAMES WITH AT LEAST ONE TAKEAWAY SINCE 2019

| RANK | TEAM | GAMES |
|------|----------------------|-------|
| 1. | Tampa Bay Buccaneers | 47 |
| 2. | Minnesota Vikings | 46 |
| 3. | Pittsburgh Steelers | 44 |
| | Seattle Seahawks | 44 |
| | New England Patriots | 44 |
| | Baltimore Ravens | 44 |

- The Steelers have forced multiple turnovers in 32 games since the start of the 2019 season, which leads the NFL over the span.

NFL MOST GAMES WITH MULTIPLE TAKEAWAYS SINCE 2019

| RANK | TEAM | GAMES |
|------|----------------------|-------|
| 1. | Pittsburgh Steelers | 32 |
| 2. | Indianapolis Colts | 29 |
| 3. | New England Patriots | 27 |
| 4. | Tampa Bay Buccaneers | 26 |
| 5. | L.A. Rams | 25 |
| | Buffalo Bills | 25 |
| | Dallas Cowboys | 25 |

- Pittsburgh has forced three or more turnovers in 12 different games since the start of the 2019 season, which is the third-most in the NFL over the span.

MOST GAMES WITH THREE TAKEAWAYS SINCE 2019

| RANK | TEAM | GAMES |
|------|----------------------|-------|
| 1. | New England Patriots | 14 |
| 2. | New Orleans Saints | 13 |
| 3. | Pittsburgh Steelers | 12 |
| | Dallas Cowboys | 12 |
| 5. | Buffalo Bills | 11 |
| | Tennessee Titans | 11 |
| | Arizona Cardinals | 11 |

- Pittsburgh has forced four or more turnovers in seven different games since the start of the 2019 season, which is tied for the third-most in the NFL over the span.

MOST GAMES WITH FOUR TAKEAWAYS SINCE 2019

| RANK | TEAM | GAMES |
|------|----------------------|-------|
| 1. | New England Patriots | 8 |
| | Buffalo Bills | 8 |
| 3. | Pittsburgh Steelers | 7 |
| | Dallas Cowboys | 7 |
| 5. | Tampa Bay Buccaneers | 6 |

- Pittsburgh picked off Cincinnati QB Joe Burrow four times in Week 1. The four interceptions are tied for the second-most by the franchise in a season opener. The Steelers registered five in 1992 (at Houston Oilers) and 1980 (vs. Houston Oilers).
- Pittsburgh registered four interceptions in a game for the first time since Nov. 22, 2020 (at Jacksonville).
- **S Minkah Fitzpatrick**, **LB T.J. Watt**, **CB Ahkello Witherspoon** and **CB Cam Sutton** all registered interceptions against the Bengals.
- The Steelers had not had four different players registered interceptions in the same game since Nov. 16, 2017, at Tennessee (Robert Golden, Mike Hilton, Sean Davis and Coty Sensabaugh).
- Pittsburgh has recorded 59 interceptions since the start of the 2019 season, which is the second-most in the NFL over the span.

NFL MOST INTERCEPTIONS SINCE 2019

| RANK | TEAM | INT |
|------|----------------------|-----|
| 1. | New England Patriots | 70 |
| 2. | Pittsburgh Steelers | 59 |
| 3. | Buffalo Bills | 56 |
| 4. | Indianapolis Colts | 52 |
| 5. | Minnesota Vikings | 51 |

- Pittsburgh has recovered 35 opponent fumbles since the start of the 2019 season, which is the second-most in the NFL over the span.

NFL MOST FUMBLE RECOVERIES SINCE 2019

| RANK | TEAM | FR |
|------|----------------------|----|
| 1. | Tampa Bay Buccaneers | 40 |
| 2. | Pittsburgh Steelers | 35 |
| 3. | Arizona Cardinals | 34 |
| 4. | Baltimore Ravens | 33 |
| 5. | Indianapolis Colts | 31 |
| | Dallas Cowboys | 31 |

- Pittsburgh has registered 50 forced fumbles since the start of the 2019 season, which is tied for the fourth-most in the NFL over the span.

NFL MOST FORCED FUMBLES SINCE 2019

| RANK | TEAM | FF |
|------|----------------------|----|
| 1. | Arizona Cardinals | 57 |
| | San Francisco 49ers | 57 |
| 3. | Tampa Bay Buccaneers | 56 |
| 4. | Baltimore Ravens | 50 |
| | Pittsburgh Steelers | 50 |

PITTSBURGH 311

- Cleveland managed just 232 yards of total offense in Week 17 of 2021. The Steelers have held 23 opponents to 311 total yards or less since the start of the 2019 season, which is tied for the seventh-most in the NFL over the span.

MOST GAMES OF 311 YARDS ALLOWED OR LESS SINCE 2019

| RANK | TEAM | GAMES |
|------|-----------------------|-------|
| 1. | San Francisco 49ers | 34 |
| 2. | Buffalo Bills | 31 |
| 3. | New England Patriots | 26 |
| 4. | New Orleans Saints | 24 |
| | Baltimore Ravens | 24 |
| | Philadelphia Eagles | 24 |
| 7. | Pittsburgh Steelers | 23 |
| | Tampa Bay Buccaneers | 23 |
| | L.A. Rams | 23 |
| | Washington Commanders | 23 |

TAKE DOWN FOR WATT

- LB **T.J. Watt** was placed on the Injured/Reserved List on Sept. 15.
- Watt registered six tackles (all solo), three for loss, two passes defended, one interception, one quarterback hit and 1.0 sack at Cincinnati in Week 1 before leaving the game with an injury.
- Watt is the first player since 1982 with 70.0 or more sacks and five or more interceptions in his first six NFL seasons.
- He joins Pro Football Hall of Famer Lawrence Taylor as the only players to accomplish the feat in their first 100 games since 1982.
- Watt led the NFL with 22.5 sacks, tied with Pro Football Hall of Famer Michael Strahan (22.5 sacks in 2001) for the most in a season since 1982, when the individual sack became an official statistic.
- Watt became the second player since 1982 with at least 13.0 sacks in four consecutive NFL seasons (2018-21), joining Pro Football Hall of Famer Reggie White (1985-88; 1990-93).
- Watt also joined White (1987-88) and Mark Gastineau (1983-84) as the only players to lead the NFL in sacks in back-to-back seasons.
- Watt had nine games with at least 1.5 sacks in 2021 (most in NFL). He joined White (1987 – NFL Defensive Player of the Year) as the only players to have nine games with 1.5+ sacks in a season.
- Pittsburgh was 8-2-1 in games in which Watt had 1.0+ sack and 1-5 in games he didn't record a sack.
- Watt had 12.5 sacks in the second half and overtime last season (most in NFL).

MOST SACKS IN SECOND HALF/OVERTIME IN 2021

| RANK | PLAYER | SACKS |
|------|------------------|-------|
| 1. | T.J. Watt | 12.5 |
| 2. | Trey Hendrickson | 10.5 |
| 3. | Nick Bosa | 10.0 |
| 4. | Myles Garrett | 9.0 |
| 5. | Aaron Donald | 8.5 |

- Since 2000, only four players have more sacks in the second half and overtime than Watt.

MOST SACKS IN SECOND HALF/OVERTIME SINCE 2000

| RANK | PLAYER, YEAR | SACKS |
|------|----------------------|-------|
| 1. | Aaron Donald, 2018 | 13.5 |
| | J.J. Watt, 2015 | 13.5 |
| | Von Miller, 2012 | 13.5 |
| 4. | Justin Houston, 2014 | 13.0 |
| 5. | T.J. Watt, 2021 | 12.5 |
| | Elvis Dumervil, 2009 | 12.5 |

- Watt was the fifth player to reach 22.0 sacks in a single season since 1982, when the individual sack became an official NFL statistic.

NFL SINGLE-SEASON SACK LEADERS

| RANK | PLAYER, YEAR | SACKS |
|------|-----------------------|-------|
| 1. | T.J. Watt, 2021 | 22.5 |
| | Michael Strahan, 2001 | 22.5 |
| 3. | Jared Allen, 2011 | 22.0 |
| | Mark Gastineau, 1984 | 22.0 |
| | Justin Houston, 2014 | 22.0 |
| 6. | Chris Doleman, 1989 | 21.0 |
| | Reggie White, 1987 | 21.0 |
| 8. | Aaron Donald, 2018 | 20.5 |
| | Lawrence Taylor, 1986 | 20.5 |
| | J.J. Watt, 2012 | 20.5 |
| | J.J. Watt, 2014 | 20.5 |

- Watt was the 12th player (13th season) to reach 20.0 sacks in a single season since 1982, when the individual sack became an official NFL statistic.

- Watt's 22.5 sacks lead the NFL in 2021, despite missing two full games and portions of four others.

NFL SACK LEADERS IN 2021

| RANK | PLAYER | SACKS |
|------|------------------|-------|
| 1. | T.J. Watt | 22.5 |
| 2. | Robert Quinn | 18.5 |
| 3. | Myles Garrett | 16.0 |
| 4. | Nick Bosa | 15.5 |
| 5. | Trey Hendrickson | 14.0 |

- Watt led the NFL in 2021 with 1.50 sacks per game (min. 12 games).

SACKS/GAME LEADERS IN 2021 (MIN. 12 GAMES)

| RANK | PLAYER | SACKS/GM |
|------|------------------|----------|
| 1. | T.J. Watt | 1.50 |
| 2. | Robert Quinn | 1.16 |
| 3. | Myles Garrett | 0.94 |
| | Nick Bosa | 0.91 |
| 5. | Trey Hendrickson | 0.88 |

- Watt's average of 1.50 sacks per game in 2021 was the second-highest in single season NFL history (min. 12 games).

SINGLE-SEASON SACKS/GAME LEADERS NFL HISTORY (MIN. 12 GAMES)

| RANK | PLAYER, YEAR | SACKS/GM |
|------|-----------------------|----------|
| 1. | Reggie White, 1987 | 1.75 |
| 2. | T.J. Watt, 2021 | 1.50 |
| 3. | Shawne Merriman, 2006 | 1.42 |
| 4. | Michael Strahan, 2001 | 1.41 |
| 5. | Justin Houston, 2014 | 1.38 |
| | Mark Gastineau, 1984 | 1.38 |
| | Jared Allen, 2011 | 1.38 |

- Watt registered 22.5 sacks, 21 tackles for loss and 39 quarterback hits in 2021 -- all led the NFL.
- Watt was the seventh player to lead the NFL in sacks, tackles for loss and quarterback hits in the same season since 2006 when quarterback hits became an officially recognized statistic.
- Five of the seven players, including Watt, captured NFL Defensive Player of the Year.

LED THE NFL IN SACKS, TACKLES FOR LOSS AND QUARTERBACK HITS

| YEAR | PLAYER | SACKS | TFL | QB HITS |
|----------------------------------|----------------|-------|-----|---------|
| 2021 | T.J. Watt | 22.5 | 21 | 39 |
| 2018 | Aaron Donald | 20.5 | 25 | 41 |
| 2017 | Chandler Jones | 17.0 | 28 | 33 |
| 2015 | J.J. Watt | 17.5 | 29 | 50 |
| 2014 | J.J. Watt | 20.5 | 29 | 51 |
| 2012 | J.J. Watt | 20.5 | 39 | 43 |
| 2008 | DeMarcus Ware | 20.0 | 27 | 30 |
| NFL Defensive Player of the Year | | | | |

- Watt has recorded at least 1.5 sacks in 20 career games.
- Watt has registered at least 2.0 sacks in 16 career games.
- Watt has recorded at least 3.0 sacks in five career games.
- Watt registered five tackles, including a career-high 4.0 sacks, three tackles for loss, two passes defended and five QB hits in Week 17 vs. Cleveland.

MOST SACKS IN SINGLE-GAME FRANCHISE HISTORY

| RANK | PLAYER | SACKS |
|------|---|-------|
| 1. | Joe Greene (12/10/72 at Houston) | 5.0 |
| 2. | Chad Brown (10/13/96 vs. Cincinnati) | 4.5 |
| | L.C. Greenwood (11/25/79 vs. Cleveland) | 4.5 |
| 4. | T.J. Watt (1/3/22 vs. Cleveland) | 4.0 |
| | Joey Porter (10/14/01 at Tampa Bay) | 4.0 |
| | Jerrold Williams (12/22/91 vs. Cleveland) | 4.0 |
| | Edmund Nelson (9/16/84 vs. L.A. Rams) | 4.0 |
| 8. | T.J. Watt (12/5/21 vs. Baltimore) | 3.5 |
| | James Harrison (11/5/07 vs. Baltimore) | 3.5 |
| | Keith Willis (10/23/83 at Seattle) | 3.5 |

- Watt reached the 70.0 sack plateau in his 76th career game, which is the third-fewest games to that total in NFL history.

FEWEST GAMES TO 70 SACKS IN NFL CAREER - SINCE 1982

| RANK | PLAYER | GP | DATE |
|------|----------------|----|-----------------------|
| 1. | Reggie White | 57 | 12/18/1988 Phi at Dal |
| 2. | J.J. Watt | 75 | 11/29/2015 Hou vs NO |
| 3. | T.J. Watt | 76 | 1/3/2022 Pit vs Cle |
| 4. | Derrick Thomas | 82 | 9/18/1994 KC at Atl |
| 5. | Von Miller | 83 | 11/27/2016 Den vs KC |
| | Bruce Smith | 83 | 11/26/1990 Buf at Hou |
| 7. | DeMarcus Ware | 84 | 10/10/2010 Dal vs Ten |
| 8. | Richard Dent | 86 | 11/13/1988 Chi at Was |
| 9. | Leslie O'Neal | 87 | 9/12/1993 SD at Den |
| | Andre Tippett | 87 | 11/13/1988 NE at NYJ |

- Watt eclipsed the 60.0 sack plateau in his 69th career game, which is the fourth-fewest games to that total in NFL history.

FEWEST GAMES TO 60 SACKS IN NFL CAREER - SINCE 1982

| RANK | PLAYER | GP | DATE |
|------|----------------|----|-----------------------|
| 1. | Reggie White | 50 | 10/30/1988 Phi vs Atl |
| 2. | J.J. Watt | 66 | 9/20/2015 Hou at Car |
| 3. | Derrick Thomas | 67 | 10/3/1993 KC vs Oak |
| 4. | T.J. Watt | 69 | 11/8/2021 Pit vs Chi |
| 5. | Von Miller | 72 | 1/3/2016 Den vs SD |
| 6. | DeMarcus Ware | 73 | 11/15/2009 Dal at GB |
| | Justin Houston | 73 | 12/4/2016 KC at Atl |
| 8. | Andre Tippett | 74 | 11/15/1987 NE vs Dal |
| 9. | Richard Dent | 75 | 12/27/1987 Chi vs LAR |
| | Bruce Smith | 75 | 9/24/1990 Buf at NYJ |

- Watt eclipsed the 50.0 sack plateau in his 63rd career game, which ranks tied with Bruce Smith for 11th-fastest to 50 or more sacks in the NFL since 1982.

FEWEST GAMES TO 50 SACKS IN NFL CAREER - SINCE 1982

| RANK | PLAYER | GP | DATE |
|------|----------------|----|-----------------------|
| 1. | Reggie White | 40 | 12/20/1987 Phi at NYJ |
| 2. | Derrick Thomas | 54 | 10/18/1992 KC at Dal |
| 3. | Myles Garrett | 57 | 10/17/2021 Ari at Cle |
| 4. | Von Miller | 58 | 9/17/2015 Den at KC |
| 5. | Justin Houston | 61 | 9/17/2015 KC vs Den |
| | J.J. Watt | 61 | 12/7/2014 Hou at Jax |
| | Dwight Freeney | 61 | 12/18/2005 Ind vs SD |
| 8. | Aldon Smith | 62 | 9/27/2020 Dal at Sea |
| | DeMarcus Ware | 62 | 12/14/2008 Dal vs NYG |
| | Tim Harris | 62 | 9/16/1990 GB vs Chi |
| 11. | T.J. Watt | 63 | 9/12/2021 Pit at BUF |
| | Bruce Smith | 63 | 10/22/1989 Buf vs NYJ |

- Watt is off to a record-setting pace for sacks to open his NFL career. He has averaged 0.94 sacks/game since entering the League back in 2017, which is the best in NFL history (min. 75 games played).

SACKS PER GAME LEADERS IN NFL HISTORY (MIN. 75 GAMES PLAYED)

| RANK | PLAYER | SACKS/GM |
|------|-----------------|----------|
| 1. | T.J. Watt | 0.94 |
| 2. | Reggie White | 0.85 |
| 3. | Mark Gastineau | 0.83 |
| 4. | Lawrence Taylor | 0.79 |
| 5. | DeMarcus Ware | 0.78 |
| 6. | Aaron Donald | 0.77 |
| | Von Miller | 0.77 |
| | Dexter Manley | 0.77 |
| 9. | J.J. Watt | 0.76 |
| | Chandler Jones | 0.76 |

- Watt has sacked QB Baker Mayfield 8.5 times in his career, more than he's sacked any other quarterback. Watt has brought down 34 different passers in his career, including 19 more than once.
- Below is a look at his career regular-season sacks by quarterback:

| SACKS | PLAYER | MOST RECENT |
|-------|--------------------|---------------------------------|
| 8.5 | Baker Mayfield | vs. Cleveland, Jan. 3, 2022 |
| 5.5 | Lamar Jackson | vs. Baltimore, Dec. 5, 2021 |
| 3.5 | Jeff Driskel | vs. Denver, Sept. 20, 2020 |
| 3.0 | Jared Goff | vs. Detroit, Nov. 14, 2021 |
| 3.0 | Justin Fields | vs. Chicago, Nov. 8, 2021 |
| 3.0 | Philip Rivers | vs. Indianapolis, Dec. 27, 2020 |
| 3.0 | Blake Bortles | at Jacksonville, Nov. 18, 2018 |
| 3.0 | Matt Ryan | vs. Atlanta, Oct. 7, 2018 |
| 3.0 | Tyrod Taylor | at Cleveland, Sept. 9, 2018 |
| 3.0 | DeShone Kizer | vs. Cleveland, Dec. 31, 2017 |
| 2.5 | Josh Allen | at Buffalo, Sept. 12, 2022 |
| 2.5 | Ryan Tannehill | vs. Tennessee, Dec. 19, 2021 |
| 2.5 | Robert Griffin III | vs. Baltimore, Dec. 2, 2020 |
| 2.5 | Andy Dalton | vs. Cincinnati, Sept. 30, 2019 |
| 2.0 | Geno Smith | vs. Seattle, Oct. 17, 2021 |
| 2.0 | Aaron Rodgers | at Green Bay, Oct. 3, 2021 |
| 2.0 | Ryan Finley | at Cincinnati, Dec. 21, 2020 |
| 2.0 | Joe Burrow | vs. Cincinnati, Nov. 15, 2020 |
| 2.0 | Ryan Fitzpatrick | vs. Miami, Oct. 28, 2019 |
| 1.5 | Brian Hoyer | vs. Indianapolis, Nov. 3, 2019 |
| 1.0 | Joe Burrow | at Cincinnati, Sept. 11, 2022 |
| 1.0 | Tyler Huntley | at Baltimore, Jan. 9, 2021 |
| 1.0 | Derek Carr | vs. Las Vegas, Sept. 19, 2021 |
| 1.0 | Alex Smith | vs. Washington, Dec. 7, 2020 |
| 1.0 | Carson Wentz | vs. Philadelphia, Oct. 11, 2020 |
| 1.0 | Deshaun Watson | vs. Houston, Sept. 27, 2020 |
| 1.0 | Sam Darnold | at N.Y. Jets, Dec. 22, 2019 |
| 1.0 | Russell Wilson | vs. Seattle, Sept. 15, 2019 |
| 1.0 | Drew Brees | at New Orleans, Dec. 23, 2018 |
| 1.0 | Tom Brady | vs. New England, Dec. 16, 2018 |
| 1.0 | Cam Newton | at Carolina, Nov. 8, 2018 |
| 1.0 | Joe Flacco | vs. Baltimore, Dec. 10, 2017 |
| 1.0 | Brett Hundley | vs. Green Bay, Nov. 26, 2017 |
| 0.5 | Garrett Gilbert | at Dallas, Nov. 8, 2020 |

- Watt's 73.0 career sacks are the second-most over a player's first 78 career regular-season games in NFL history.

MOST SACKS IN NFL HISTORY OVER FIRST 78 REGULAR-SEASON GAMES

| RANK | PLAYER | SACKS |
|------|----------------|-------|
| 1. | Reggie White | 88.0 |
| 2. | T.J. Watt | 73.0 |
| 3. | J.J. Watt | 70.5 |
| 4. | Von Miller | 67.5 |
| 5. | Derrick Thomas | 66.0 |

- Watt's 73.0 career sacks are the most by a linebacker over his first 78 career regular-season games in NFL history.

MOST SACKS BY LINEBACKER IN NFL HISTORY OVER FIRST 78 REGULAR-SEASON GAMES

| RANK | PLAYER | SACKS |
|------|----------------|-------|
| 1. | T.J. Watt | 73.0 |
| 2. | Von Miller | 67.5 |
| 3. | Derrick Thomas | 66.0 |
| 4. | DeMarcus Ware | 64.5 |
| 5. | Justin Houston | 64.0 |

- Watt's 23.5 sacks lead the NFL since the start of the 2021 season.

NFL SACK LEADERS SINCE 2021

| RANK | PLAYER | SACKS |
|------|---------------|-------|
| 1. | T.J. Watt | 23.5 |
| 2. | Nick Bosa | 21.5 |
| 3. | Robert Quinn | 19.5 |
| 4. | Myles Garrett | 19.0 |
| | Micah Parsons | 19.0 |

- Watt's 38.5 sacks lead the NFL since the start of the 2020 season.

NFL SACK LEADERS SINCE 2020

| RANK | PLAYER | SACKS |
|------|------------------|-------|
| 1. | T.J. Watt | 38.5 |
| 2. | Myles Garrett | 31.0 |
| 3. | Trey Hendrickson | 30.0 |
| | Aaron Donald | 30.0 |
| 5. | Haason Reddick | 28.0 |

- Watt's 53.0 sacks lead the NFL since the start of the 2019 season.

NFL SACK LEADERS SINCE 2019

| RANK | PLAYER | SACKS |
|------|------------------|-------|
| 1. | T.J. Watt | 53.0 |
| 2. | Aaron Donald | 42.5 |
| 3. | Myles Garrett | 41.0 |
| 4. | Shaquill Barrett | 39.5 |
| 5. | Cameron Jordan | 38.5 |

- Watt's 66.0 sacks lead the NFL since the start of the 2018 season.

NFL SACK LEADERS SINCE 2018

| RANK | PLAYER | SACKS |
|------|----------------|-------|
| 1. | T.J. Watt | 66.0 |
| 2. | Aaron Donald | 63.0 |
| 3. | Myles Garrett | 54.5 |
| 4. | Cameron Jordan | 50.5 |
| 5. | Chandler Jones | 43.5 |

- Watt's 73.0 career sacks are the second-most NFL since the start of the 2017 season.

NFL SACK LEADERS SINCE 2017

| RANK | PLAYER | SACKS |
|------|----------------|-------|
| 1. | Aaron Donald | 74.0 |
| 2. | T.J. Watt | 73.0 |
| | Cameron Jordan | 61.5 |
| 3. | Myles Garrett | 62.0 |
| 5. | Chandler Jones | 60.5 |

- Watt ranks in the top 10 for the most sacks over any two, three, four and five-year span in NFL history.

| YEARS | SACKS | NFL RANK (LEADER) |
|----------------------|-------|----------------------------|
| 2020-21 (two-year) | 37.5 | 5th (Mark Gastineau, 41.0) |
| 2019-21 (three-year) | 52.0 | t-3rd (Reggie White, 57.0) |
| 2018-21 (four-year) | 65.0 | 5th (Reggie White, 70.0) |
| 2017-21 (five-year) | 72.0 | t-8th (Reggie White, 82.0) |

- Watt is the first player in franchise history with 14.0 or more sacks in three or more seasons.
- Watt is the third player in NFL history with at least 14.5 sacks in three consecutive seasons, joining Jared Allen (2007-09) and Reggie White (1986-88).
- Watt's 22.5 sacks in 2021, not only led the NFL but are the most in single-season franchise history (James Harrison, 16.0, 2008). His previous single-season high in sacks was 15.0 in 2020.
- Watt's 15.0 sacks in 2020 rank tied for third in single-season franchise history. His 14.5 sacks in 2019 rank fifth and his 13.0 sacks in 2018 rank tied for 10th in a season by a Steelers' defender since the statistic became official in 1982.
- Watt is the only player in franchise history with 13.0 sacks or more in multiple seasons.

STEELERS SINGLE-SEASON SACK LEADERS

| RANK | PLAYER, YEAR | SACKS |
|------|-------------------------|-------|
| 1. | T.J. Watt, 2021 | 22.5 |
| 2. | James Harrison, 2008 | 16.0 |
| 3. | T.J. Watt, 2020 | 15.0 |
| | Mike Merriweather, 1984 | 15.0 |
| 5. | T.J. Watt, 2019 | 14.5 |
| 6. | Kevin Greene, 1994 | 14.0 |
| | Keith Willis, 1983 | 14.0 |
| 8. | LaMarr Woodley, 2009 | 13.5 |
| | Jason Gildon, 2000 | 13.5 |
| 10. | T.J. Watt, 2018 | 13.0 |
| | Chad Brown, 1996 | 13.0 |

- Watt, who has registered at least 13.0 sacks in four of his five seasons in the NFL, is already tied for the fourth-most 13.0 or more sack seasons in League history.

MOST SEASONS WITH 13.0+ SACKS IN NFL HISTORY

| RANK | PLAYER | SEASONS |
|------|------------------------------|---------|
| 1. | Reggie White | 9 |
| 2. | Bruce Smith | 7 |
| 3. | Kevin Greene | 6 |
| 4. | T.J. Watt | 4 |
| | Nine other players tied with | 4 |

- Watt's 73.0 sacks are the fourth-most in franchise history.

STEELERS CAREER SACK LEADERS

| RANK | PLAYER. YEARS | SACKS |
|------|--|-------|
| 1. | James Harrison, 2002, 2004-12, 2014-17 | 80.5 |
| 2. | Jason Gildon, 1994-2003 | 77.0 |
| 3. | L.C. Greenwood, 1969-81 | 73.5 |
| 4. | T.J. Watt, 2017-21 | 73.0 |
| 5. | Cameron Heyward, 2011-21 | 69.0 |
| 6. | Joe Greene, 1969-81 | 66.0 |
| 7. | Joey Porter, 1999-2006 | 60.0 |
| 8. | Keith Willis, 1982-91 | 59.0 |
| 9. | LaMarr Woodley, 2007-13 | 57.0 |
| 10. | Greg Lloyd, 1998-97 | 53.5 |

- Watt has collected 73.0 sacks over his first six seasons in the NFL, which is the most by a Steelers player in their first six seasons in the League.

MOST SACKS BY STEELER IN FIRST SIX NFL SEASONS

| RANK | PLAYER. YEARS | SACKS |
|------|-------------------------|-------|
| 1. | T.J. Watt, 2017-22 | 73.0 |
| 2. | LaMarr Woodley, 2007-12 | 54.0 |
| 3. | Joey Porter, 1999-2004 | 42.5 |
| 4. | Keith Willis, 1982-87 | 40.5 |
| 5. | Bud Dupree, 2015-20 | 39.5 |

- Watt (72.0) is the third player since 1982 to record at least 70 sacks over his first five seasons, joining Reggie White (81) and J.J. Watt (74.5).

MOST SACKS IN FIRST FIVE SEASONS IN NFL HISTORY

| RANK | PLAYER. YEARS | SACKS |
|------|-------------------------|-------|
| 1. | Reggie White, 1985-1989 | 81.0 |
| 2. | J.J. Watt, 2011-15 | 74.5 |
| 3. | T.J. Watt, 2017-21 | 72.0 |
| 4. | Derrick Thomas, 1989-93 | 66.0 |
| 5. | DeMarcus Ware, 2005-09 | 64.5 |

- Watt (73.0) is the seventh player since 1982 to record at least 70 sacks over his first six seasons.

MOST SACKS IN FIRST SIX SEASONS IN NFL HISTORY

| RANK | PLAYER. YEARS | SACKS |
|------|-------------------------|-------|
| 1. | Reggie White, 1985-1990 | 95.0 |
| 2. | DeMarcus Ware, 2005-10 | 80.0 |
| 3. | Derrick Thomas, 1989-94 | 77.0 |
| 4. | Bruce Smith, 1985-1990 | 76.5 |
| 5. | J.J. Watt, 2011-15 | 76.0 |
| 6. | Von Miller, 2011-16 | 73.5 |
| 7. | T.J. Watt, 2017-22 | 73.0 |
| 8. | Aaron Donald, 2014-19 | 72.0 |
| | Richard Dent, 1983-88 | 72.0 |
| | Jared Allen, 2004-09 | 72.0 |

- Watt (four seasons) has joined Pro Football Hall of Famers Reggie White (four) as the only players to record at least 13 sacks in four of their first five seasons since 1982, when the individual sack became an official NFL statistic. Watt recorded 13 sacks in 2018, 14.5 sacks in 2019, 15.0 sacks in 2020 and 16.0 sacks in 2021.

NFL PLAYERS WITH FOUR OR MORE 13.0+ SACK SEASONS IN FIRST FIVE YEARS

| PLAYER | YEARS |
|--------------|-------------|
| Reggie White | 4 (1985-88) |
| T.J. Watt | 4 (2018-21) |

- Watt is the only active player in the NFL with at least 13.0 sacks in each of the last four seasons.

NFL PLAYERS WITH FOUR STRAIGHT 13.0+ SACK SEASONS

| PLAYER | YEARS |
|--------------|-------------|
| Reggie White | 4 (1990-93) |
| Reggie White | 4 (1985-88) |
| T.J. Watt | 4 (2018-21) |

PLAYERS WITH 4 SACKS, 3 TFL AND 2 PD IN GAME SINCE 2005

| PLAYER |
|--|
| T.J. Watt, Pittsburgh vs. Cleveland (Jan. 3, 2022) |
| Justin Houston, Kansas City at Philadelphia (Sept. 19, 2013) |
| Shaun Phillips, San Diego vs. Arizona (Oct. 3, 2010) |

PLAYERS WITH 3 TFL, 3 PDS, 2.0 SACKS, 1 FF IN GAME SINCE 2005

| PLAYER |
|--|
| T.J. Watt, Pittsburgh vs. Seattle (Oct. 17, 2021) |
| Justin Houston, Kansas City at Philadelphia (Sept. 19, 2013) |

- Watt is the fourth player in the NFL to register at least three passes defended, 2.0 sacks and one forced fumble in the same game since 2005.

PLAYERS WITH 3 PDS, 2.0 SACKS, 1 FF IN GAME SINCE 2005

| PLAYER |
|--|
| T.J. Watt, Pittsburgh vs. Seattle (Oct. 17, 2021) |
| Anthony Lanier, Washington vs. Arizona (Dec. 17, 2017) |
| Alex Brown, Chicago at Tampa Bay (Nov. 27, 2005) |
| Justin Houston, Kansas City at Philadelphia (Sept. 19, 2003) |

- Watt has recorded 50.0 sacks in 40 career games at Acrisure Stadium. He has collected at least half a sack in 27 of the last 30 home games.
- No player (Derrick Thomas had 45.5) has registered more sacks over the first 40 career home games in NFL history.

MOST SACKS IN NFL HISTORY OVER FIRST 40 CAREER HOME GAMES

| RANK | PLAYER | SACKS |
|------|----------------|-------|
| 1. | T.J. Watt | 50.0 |
| 2. | Derrick Thomas | 45.5 |
| 3. | Reggie White | 43.0 |
| 4. | J.J. Watt | 39.0 |
| 5. | Dwight Freeney | 36.0 |

T.J. (S)WATT THE QUARTERBACK

- LB T.J. Watt's has registered 151 QB hits since entering the NFL in 2017, which is tied for the most in the League over the span.

NFL QUARTERBACK HIT LEADERS SINCE 2017

| RANK | PLAYER | QB HITS |
|------|----------------|---------|
| 1. | T.J. Watt | 151 |
| | Aaron Donald | 151 |
| 3. | Matt Judon | 129 |
| 4. | Myles Garrett | 121 |
| 5. | Cameron Jordan | 118 |

- Watt's 138 QB hits lead the NFL since the start of the 2018 season.

NFL QUARTERBACK HIT LEADERS SINCE 2018

| RANK | PLAYER | QB HITS |
|------|---------------|---------|
| 1. | T.J. Watt | 138 |
| 2. | Aaron Donald | 124 |
| 3. | Matt Judon | 110 |
| 4. | Myles Garrett | 103 |
| 5. | Chris Jones | 98 |

- Watt's 117 QB hits lead the NFL since the start of the 2019 season.

NFL QUARTERBACK HIT LEADERS SINCE 2019

| RANK | PLAYER | QB HITS |
|------|-----------------|---------|
| 1. | T.J. Watt | 117 |
| 2. | Matt Judon | 90 |
| 3. | Aaron Donald | 83 |
| 4. | Joey Bosa | 82 |
| 5. | Shaquil Barrett | 80 |

- Watt's 81 QB hits lead the NFL since the start of the 2020 season.

NFL QUARTERBACK HIT LEADERS SINCE 2020

| RANK | PLAYER | QB HITS |
|------|------------------|---------|
| 1. | T.J. Watt | 81 |
| 2. | Trey Hendrickson | 61 |
| 3. | Aaron Donald | 59 |
| 4. | Matt Judon | 57 |
| 5. | Myles Garrett | 56 |

- Watt's 151 QB hits are the second-most over a player's first 78 career regular-season games in NFL history.

MOST QB HITS IN NFL HISTORY OVER FIRST 78 REGULAR-SEASON GAMES

| RANK | PLAYER | QB HITS |
|------|--------------|---------|
| 1. | J.J. Watt | 202 |
| 2. | T.J. Watt | 151 |
| 3. | Aaron Donald | 148 |
| 4. | Von Miller | 134 |
| 5. | Joey Bosa | 129 |

- Watt's 151 QB hits are the most by a linebacker over his first 78 career regular-season games in NFL history.

MOST QB HITS BY LINEBACKER IN NFL HISTORY OVER FIRST 78 REGULAR-SEASON GAMES

| RANK | PLAYER | QB HITS |
|------|---------------|---------|
| 1. | T.J. Watt | 151 |
| 2. | Von Miller | 134 |
| 3. | Joey Bosa | 129 |
| 4. | Cameron Wake | 118 |
| 5. | Clay Matthews | 115 |

T.J. WATT KNOWS THE TFL

- LB T.J. Watt's has registered 84 tackles for loss since entering the NFL in 2017, which is the second-most in the League.

NFL TFL LEADERS SINCE 2017

| RANK | PLAYER | TFLS |
|------|----------------|------|
| 1. | Aaron Donald | 99 |
| 2. | T.J. Watt | 84 |
| 3. | Cameron Jordan | 79 |
| 4. | Matt Judon | 68 |
| 5. | Chandler Jones | 67 |

- Watt's 74 tackles for loss are the second-most in NFL since the start of the 2018 season.

NFL TFL LEADERS SINCE 2018

| RANK | PLAYER | TFLS |
|------|----------------|------|
| 1. | Aaron Donald | 84 |
| 2. | T.J. Watt | 74 |
| 3. | Cameron Jordan | 62 |
| 4. | Myles Garrett | 54 |
| 5. | Maxx Crosby | 51 |
| | Matt Judon | 51 |

- Watt's 61 tackles for loss lead the NFL since the start of the 2019 season.

NFL TFL LEADERS SINCE 2019

| RANK | PLAYER | TFLS |
|------|-----------------|------|
| 1. | T.J. Watt | 61 |
| 2. | Aaron Donald | 59 |
| 3. | Maxx Crosby | 51 |
| 4. | Shaquil Barrett | 44 |
| 5. | Myles Garrett | 42 |
| | Cameron Jordan | 42 |

- Watt's 47 tackles for loss lead the NFL since the start of the 2020 season.

NFL TFL LEADERS SINCE 2020

| RANK | PLAYER | TFL |
|------|---------------|-----|
| 1. | T.J. Watt | 47 |
| 2. | Aaron Donald | 39 |
| 3. | Maxx Crosby | 35 |
| 4. | Roquan Smith | 32 |
| 5. | Myles Garrett | 31 |

- Watt's 84 TFL are the fifth-most over a player's first 78 career regular-season games in NFL history.

MOST TFL IN NFL HISTORY OVER FIRST 78 REGULAR-SEASON GAMES

| RANK | PLAYER | TFL |
|------|---------------|-----|
| 1. | J.J. Watt | 129 |
| 2. | Aaron Donald | 97 |
| 3. | Lavonte David | 86 |
| 4. | Von Miller | 85 |
| 5. | T.J. Watt | 84 |

- Watt's 84 TFL are the third-most by a linebacker over his first 78 career regular-season games in NFL history.

MOST TFL BY LINEBACKER IN NFL HISTORY OVER FIRST 78 REGULAR-SEASON GAMES

| RANK | PLAYER | TFL |
|------|----------------|-----|
| 1. | Lavonte David | 86 |
| 2. | Von Miller | 85 |
| 3. | T.J. Watt | 84 |
| 4. | Khalil Mack | 80 |
| 5. | Justin Houston | 78 |

WATT WRESTLES AWAY THE FOOTBALL

- LB **T.J. Watt's** has registered 22 forced fumbles since entering the NFL in 2017, which is the most in the League.

NFL FORCED FUMBLE LEADERS SINCE 2017

| RANK | PLAYER | FF |
|------|-------------------|----|
| 1. | T.J. Watt | 22 |
| 2. | Aaron Donald | 20 |
| 3. | Chandler Jones | 19 |
| 4. | Shaquille Leonard | 17 |
| 5. | Yannick Ngakoue | 16 |
| | Khalil Mack | 16 |

- Watt's 22 career forced fumbles are the most by a Steelers player since 1994.

STEELERS FORCED FUMBLE LEADERS SINCE 1994

| RANK | PLAYER | GP | FF |
|------|----------------|-----|----|
| 1. | James Harrison | 177 | 32 |
| 2. | T.J. Watt | 78 | 22 |
| 3. | Joey Porter | 122 | 18 |
| | Jason Gildon | 158 | 18 |
| 5. | Levon Kirkland | 144 | 14 |

- Watt's 22 career forced fumbles are the fifth-most over a player's first 78 career regular-season games.

MOST FORCED FUMBLES IN NFL HISTORY OVER FIRST 78 REGULAR-SEASON GAMES

| RANK | PLAYER | FF |
|------|----------------|----|
| 1. | Dwight Freeney | 27 |
| 2. | Robert Mathis | 25 |
| 3. | John Abraham | 23 |
| | DeMarcus Ware | 23 |
| 5. | T.J. Watt | 22 |

- His 22 career forced fumbles are tied for the second-most by a linebacker over his first 78 career regular-season games.

MOST FORCED FUMBLES BY LINEBACKER IN NFL HISTORY OVER FIRST 78 REGULAR-SEASON GAMES

| RANK | PLAYER | FF |
|------|---------------|----|
| 1. | Robert Mathis | 25 |
| 2. | John Abraham | 23 |
| | DeMarcus Ware | 23 |
| 4. | T.J. Watt | 22 |
| 5. | Robert Quinn | 18 |
| | Tamba Hali | 18 |

- Watt's 21 forced fumbles lead the NFL since the start of the 2018 season.

NFL FORCED FUMBLE LEADERS SINCE 2018

| RANK | PLAYER | FF |
|------|-------------------|----|
| 1. | T.J. Watt | 21 |
| 2. | Chandler Jones | 17 |
| | Shaquille Leonard | 17 |
| 4. | Khalil Mack | 15 |
| | Aaron Donald | 15 |

- Watt's 15 forced fumbles lead the NFL since the start of the 2019 season.

NFL FORCED FUMBLE LEADERS SINCE 2019

| RANK | PLAYER | FF |
|------|-------------------|----|
| 1. | T.J. Watt | 15 |
| 2. | Chandler Jones | 14 |
| 3. | Shaquille Leonard | 13 |
| 4. | Shaquil Barrett | 12 |
| 5. | Marlon Humphrey | 11 |
| | Haason Reddick | 11 |
| | Aaron Donald | 11 |

- Watt's seven fumble recoveries are the second-most in the NFL since the start of the 2019 season.

NFL FUMBLE RECOVERIES LEADERS BY SINCE 2019

| RANK | PLAYER | FR |
|------|------------------|----|
| 1. | Vonn Bell | 8 |
| 2. | T.J. Watt | 7 |
| 3. | Devin White | 6 |
| | Justin Houston | 6 |
| | DeForest Buckner | 6 |

- Watt's 26 combined interceptions (four), forced fumbles (15) and fumble recoveries (seven) are the second-most in the NFL since the start of the 2019 season.

NFL COMBINED (INT, FF, FR) LEADERS SINCE 2019

| RANK | PLAYER | INT. | FF | FR | TOT. |
|------|--------------------|------|----|----|------|
| 1. | Shaquille Leonard | 9 | 13 | 5 | 27 |
| 2. | T.J. Watt | 4 | 15 | 7 | 26 |
| 3. | J.C. Jackson | 22 | 1 | 2 | 25 |
| 4. | Minkah Fitzpatrick | 14 | 4 | 5 | 23 |
| 5. | Xavien Howard | 16 | 3 | 2 | 21 |

LET MY CAMERON GO

- DT **Cameron Heyward's** 69.0 career sacks are the most by a Steelers' defensive lineman since 1982, third-most by an active NFL defensive tackle, fifth-most in franchise history and fourth-most by a Steeler since 1982.

STEELERS DEFENSIVE LINEMAN CAREER SACK LEADERS SINCE 1982

| RANK | PLAYER. YEARS | SACKS |
|------|--------------------------|-------|
| 1. | Cameron Heyward, 2011-22 | 69.0 |
| 2. | Keith Willis, 1982-91 | 59.0 |
| 3. | Aaron Smith, 1999-2011 | 44.0 |
| 4. | Stephon Tuitt, 2014-20 | 34.5 |
| 5. | Brett Keisel, 2002-14 | 30.0 |

STEELERS CAREER SACK LEADERS

| RANK | PLAYER, YEARS | SACKS |
|------|--|-------|
| 1. | James Harrison, 2002, 2004-12, 2014-17 | 80.5 |
| 2. | Jason Gildon, 1994-2003 | 77.0 |
| 3. | L.C. Greenwood, 1969-81 | 73.5 |
| 4. | T.J. Watt, 2017-22 | 73.0 |
| 5. | Cameron Heyward, 2011-22 | 69.0 |
| 6. | Joe Greene, 1969-81 | 66.0 |
| 7. | Joey Porter, 1999-2006 | 60.0 |
| 8. | Keith Willis, 1982-91 | 59.0 |
| 9. | LaMarr Woodley, 2007-13 | 57.0 |
| 10. | Greg Lloyd, 1998-97 | 53.5 |

ACTIVE NFL SACK LEADERS BY DEFENSIVE TACKLES

| RANK | PLAYER | SACKS |
|------|-----------------|-------|
| 1. | Aaron Donald | 102.0 |
| 2. | Calais Campbell | 94.5 |
| 3. | Cameron Heyward | 69.0 |
| 4. | Fletcher Cox | 61.0 |
| 5. | Chris Jones | 51.5 |

- Heyward's 100 tackles for loss are the third-most by an active NFL defensive tackle.

ACTIVE NFL TFL LEADERS BY DEFENSIVE TACKLES

| RANK | PLAYER | TFL |
|------|-----------------|-----|
| 1. | Calais Campbell | 162 |
| 2. | Aaron Donald | 156 |
| 3. | Cameron Heyward | 100 |
| 4. | Fletcher Cox | 79 |
| 5. | Akiem Hicks | 73 |

- Heyward's 561 tackles are the second-most by an active NFL defensive tackle.

ACTIVE NFL TACKLE LEADERS BY DEFENSIVE TACKLES

| RANK | PLAYER | TACKLES |
|------|------------------|---------|
| 1. | Calais Campbell | 777 |
| 2. | Cameron Heyward | 561 |
| 3. | Aaron Donald | 462 |
| 4. | Fletcher Cox | 452 |
| 5. | DeForest Buckner | 408 |

- Heyward's 42 passes defended rank second among active NFL defensive tackles.

ACTIVE NFL PASSES DEFENDED LEADERS BY DEFENSIVE TACKLES

| RANK | PLAYER | PDS |
|------|------------------|-----|
| 1. | Calais Campbell | 56 |
| 2. | Cameron Heyward | 44 |
| 3. | Chris Jones | 31 |
| 4. | DeForest Buckner | 18 |
| 5. | Jordan Phillips | 17 |
| | A'Shawn Robinson | 17 |

- Heyward's 247 tackles lead the NFL among defensive tackles since the start of the 2019 season.

NFL TACKLE LEADERS BY DEFENSIVE TACKLES SINCE 2019

| RANK | PLAYER | TACKLES |
|------|-------------------|---------|
| 1. | Cameron Heyward | 247 |
| 2. | Christian Wilkins | 220 |
| 3. | Jonathan Allen | 212 |
| 4. | DeForest Buckner | 207 |
| 5. | Grady Jarrett | 199 |

- Heyward's 20 passes defended lead all defensive tackles in the NFL since the start of the 2019 season.

NFL PASSES DEFENDED LEADERS BY DEFENSIVE TACKLES SINCE 2019

| RANK | PLAYER | PDS |
|------|-------------------|-----|
| 1. | Cameron Heyward | 20 |
| 2. | Chris Jones | 15 |
| | Jeffrey Simmons | 15 |
| 4. | Derrick Brown | 12 |
| 5. | Christian Wilkins | 12 |

- Heyward's 24.0 sacks are the fourth-most among defensive tackles in the NFL since the start of the 2019 season.

NFL SACK LEADERS BY DEFENSIVE TACKLES SINCE 2019

| RANK | PLAYER | SACKS |
|------|------------------|-------|
| 1. | Aaron Donald | 42.5 |
| 2. | Chris Jones | 27.5 |
| 3. | DeForest Buckner | 26.0 |
| 4. | Cameron Heyward | 24.0 |
| 5. | Arik Armstead | 19.5 |
| | Jonathan Allen | 19.5 |

- Heyward's 35 tackles for loss are the second-most among defensive tackles in the NFL since the start of the 2019 season.

NFL TACKLES FOR LOSS LEADERS BY DEFENSIVE TACKLES SINCE 2019

| RANK | PLAYER | TFLS |
|------|------------------|------|
| 1. | Aaron Donald | 59 |
| 2. | Cameron Heyward | 35 |
| 3. | DeForest Buckner | 31 |
| 4. | Larry Ogunjobi | 28 |
| | Grady Jarrett | 28 |

- Heyward registered his 10th sack of the season in Week 18 at Baltimore, which secured his second career (had 12.0 in 2017) double-digit sack season.
- Heyward is the only defensive lineman in franchise history with 9.0 or more sacks in at least four seasons.

STEELERS DEFENSIVE LINEMAN SINGLE-SEASON SACK LEADERS

| RANK | PLAYER, YEAR | SACKS |
|------|--------------------------|-------|
| 1. | Keith Willis, 1983 | 14.0 |
| 2. | Cameron Heyward, 2017 | 12.0 |
| | Keith Willis, 1986 | 12.0 |
| 4. | Stephon Tuitt, 2020 | 11.0 |
| 5. | Cameron Heyward, 2021 | 10.0 |
| 6. | Cameron Heyward, 2019 | 9.0 |
| 7. | Ray Seals, 1995 | 8.5 |
| 8. | Cameron Heyward, 2018 | 8.0 |
| | Aaron Smith, 2004 | 8.0 |
| | Kimo von Oelhoffen, 2003 | 8.0 |
| | Aaron Smith, 2001 | 8.0 |

- Heyward's six seasons of 7.0 or more sacks are tied for the eighth-most by a defensive tackle since 1982.
- Fitzpatrick recorded six tackles (two solo), one pass defended and one interception in Week 2 vs. New England. He intercepted a pass from Patriots' QB Mac Jones at the Steelers' 21-yard line and returned it 13 yards.
 - Fitzpatrick was the first Steelers player with an interception in each of the first two games of the season since Troy Polamalu in 2010.
 - Fitzpatrick is the 10th player in franchise history to pick off passes in each of the Steelers first two games.

MOST 7.0+ SACK SEASONS BY DEFENSIVE TACKLE SINCE 1982

| RANK | PLAYER | YEARS | SEASONS |
|------|-----------------|-------|---------|
| 1. | John Randle | | 12 |
| | Steve McMichael | | 9 |
| 3. | Aaron Donald | | 8 |
| 4. | Calais Campbell | | 7 |
| | Warren Sapp | | 7 |
| | Henry Thomas | | 7 |
| | Trevor Pryce | | 7 |
| 8. | Cameron Heyward | | 6 |
| | Geno Atkins | | 6 |
| | Ray Childress | | 6 |
| | Justin Smith | | 6 |

FITZPATRICK DOES IT AGAIN

- 5 Minkah Fitzpatrick registered eight tackles (five solo), two passes defended and one interception in Week 4 vs. N.Y. Jets. He intercepted QB Zach Wilson at the Jets' 38-yard line and returned it to the four-yard line (Steelers scored three plays later to take a 13-10 lead in the third quarter).
- Fitzpatrick registered his third interception of the season and 16th of his career.
- Fitzpatrick posted his third season for the Steelers with at least three interceptions.
- Fitzpatrick's 14 interceptions are tied for the fourth-most in the NFL since the start of the 2019 season.

NFL INTERCEPTION LEADERS SINCE 2019

| RANK | PLAYER | INTS |
|------|--------------------|------|
| 1. | J.C. Jackson | 22 |
| 2. | Xavien Howard | 16 |
| | Trevon Diggs | 16 |
| 4. | Minkah Fitzpatrick | 14 |
| | Justin Simmons | 14 |
| | Tyrann Mathieu | 14 |

- Fitzpatrick's 19 total takeaways (14 interceptions and five fumble recoveries) are the second-most in the NFL since the start of the 2019 season.

NFL TAKEAWAY (INT AND FR) LEADERS SINCE 2019

| RANK | PLAYER | INT. | FR | TOT. |
|------|--------------------|------|----|------|
| 1. | J.C. Jackson | 22 | 2 | 24 |
| 2. | Minkah Fitzpatrick | 14 | 5 | 19 |
| 3. | Xavien Howard | 16 | 2 | 18 |
| | Tyrann Mathieu | 14 | 4 | 18 |
| 5. | Justin Simmons | 14 | 2 | 16 |
| | Jordan Poyer | 13 | 3 | 16 |

- Fitzpatrick's 23 combined interceptions (14), forced fumbles (four) and fumble recoveries (five) are the fourth-most in the NFL since the start of the 2019 season.

NFL COMBINED (INT, FF, FR) LEADERS SINCE 2019

| RANK | PLAYER | INT. | FF | FR | TOT. |
|------|--------------------|------|----|----|------|
| 1. | Shaquille Leonard | 9 | 13 | 5 | 27 |
| 2. | T.J. Watt | 4 | 15 | 7 | 26 |
| 3. | J.C. Jackson | 22 | 1 | 2 | 25 |
| 4. | Minkah Fitzpatrick | 14 | 4 | 5 | 23 |
| 5. | Xavien Howard | 16 | 3 | 2 | 21 |

STEELERS WITH INTERCEPTIONS IN FIRST TWO GAMES OF SEASON

| PLAYER | SPAN |
|--------------------|-------------------------|
| Minkah Fitzpatrick | 09/11/2022 - 09/18/2022 |
| Troy Polamalu | 09/12/2010 - 09/19/2010 |
| Troy Polamalu | 09/07/2018 - 09/14/2008 |
| Rod Woodson | 09/01/1996 - 09/08/1996 |
| Darren Perry | 09/04/1994 - 09/11/1994 |
| Rod Woodson | 09/05/1993 - 09/12/1993 |
| Darren Perry | 09/06/1992 - 09/13/1992 |
| Larry Griffin | 09/06/1992 - 09/13/1992 |
| Dwayne Woodruff | 09/08/1985 - 09/16/1985 |
| Donnie Shell | 09/07/1980 - 09/14/1980 |
| Jack Lambert | 09/03/1979 - 09/09/1979 |
| Glen Edwards | 09/16/1973 - 09/23/1973 |
| Jack Ham | 09/17/1972 - 09/24/1972 |

- Fitzpatrick recorded 14 tackles (10 solo), one interception return for TD, one pass defended and blocked the Bengals game-winning PAT to send the game into overtime in Week 1.
- Fitzpatrick intercepted a pass from Cincinnati QB Joe Burrow at the Bengals' 31-yard line and returned it for a TD that gave the Steelers a 7-0 first-quarter lead.
- He became the fourth player in NFL history with an interception return for TD in four of his first five seasons, joining Nate Clements, Pro Football Hall of Famer Ken Houston and Deion Jones.
- Fitzpatrick's five defensive TDs rank tied for third in the NFL among active players.

NFL ACTIVE DEFENSIVE TOUCHDOWN LEADERS

| RANK | PLAYER | TDS |
|------|-----------------------------------|-----|
| 1. | Marcus Peters | 7 |
| 2. | Eddie Jackson | 6 |
| 3. | Minkah Fitzpatrick | 5 |
| | Deion Jones | 5 |
| 5. | Seven different players tied with | 4 |

- Fitzpatrick's five defensive TDs lead the NFL since he entered the League in 2018.

NFL DEFENSIVE TOUCHDOWN LEADERS SINCE 2018

| RANK | PLAYER | TDS |
|------|-----------------------------------|-----|
| 1. | Minkah Fitzpatrick | 5 |
| 2. | Eddie Jackson | 4 |
| | Marcus Peters | 4 |
| | Darius Slay | 4 |
| 5. | Seven different players tied with | 3 |

- Fitzpatrick has two career multi-interception games (2018-22).

ALEX(ANDER) THE GREAT

- LB **Alex Highsmith** ranks tied for fourth in the NFL with 5.5 sacks, ranks tied for 10th in QB hits (eight) and tied for fifth in tackles for loss (six).

NFL SACK LEADERS IN 2022

| RANK | PLAYER | SACKS |
|------|----------------|-------|
| 1. | Nick Bosa | 6.0 |
| | Matt Judon | 6.0 |
| | Micah Parsons | 6.0 |
| 4. | Alex Highsmith | 5.5 |
| | Bradley Chubb | 5.5 |

- His 5.5 sacks are tied for the sixth-most in franchise history through the first five games of the season.

MOST SACKS THROUGH FIVE GAMES IN FRANCHISE HISTORY

| RANK | PLAYER. YEAR | SACKS |
|------|----------------------|-------|
| 1. | James Harrison, 2008 | 6.5 |
| 2. | T.J. Watt, 2018 | 6.0 |
| | Kevin Greene, 1994 | 6.0 |
| | Joey Porter, 2002 | 6.0 |
| | James Harrison, 2009 | 6.0 |
| t-6. | Alex Highsmith, 2022 | 5.5 |

- Highsmith needs 1.0 sack this week to move into fourth for the most sacks through six games in franchise history.

MOST SACKS THROUGH SIX GAMES IN FRANCHISE HISTORY

| RANK | PLAYER. YEAR | SACKS |
|------|------------------------|-------|
| 1. | James Harrison, 2008 | 8.5 |
| 2. | LaMarr Woodley, 2008 | 7.5 |
| 3. | T.J. Watt, 2021 | 7.0 |
| 4. | Five players tied with | 6.0 |

- Highsmith has recorded 8.5 sacks in his last seven games, which dates back to Week 17 of the 2021 season.
- His 8.5 sacks are the second-most in the NFL over the span.

NFL SACK LEADERS SINCE WEEK 17 OF 2021

| RANK | PLAYER. YEAR | SACKS |
|------|----------------|-------|
| 1. | Cameron Jordan | 9.5 |
| 2. | Alex Highsmith | 8.5 |
| 3. | Von Miller | 8.0 |
| | Rashan Gary | 8.0 |
| 5. | Maxx Crosby | 7.0 |
| | Micah Parsons | 7.0 |

- Highsmith recorded nine tackles (six solo), 3.0 sacks, four QB hits, two tackles for loss and one forced fumble in the Week 1 victory at Cincinnati.
- His 3.0 sacks and four QB hits were both career highs.
- Highsmith registered 2.0 sacks, tackle for loss, three QB hits and forced fumble in the first half against the Bengals, including a forced fumble that led to a DT Cam Heyward fumble recovery.
- Highsmith recorded eight tackles (six solo), 1.5 sacks, two QB hits and two tackles for loss in the Week 3 loss at Cleveland.
- Highsmith recorded his second multi-sack game of the season and fifth of his career (last came at Cincinnati in Week 1).

NEW JACK CITY

- LB **Myles Jack** leads the Steelers and ranks fifth in the NFL with 50 tackles over the first five games.
- His 50 tackles are the second-most through five games in franchise history.

MOST TACKLES THROUGH FIVE GAMES IN FRANCHISE HISTORY

| RANK | PLAYER. YEAR | TACKLES |
|------|------------------------|---------|
| 1. | Lawrence Timmons, 2010 | 57 |
| 2. | Myles Jack, 2022 | 50 |
| 3. | James Farrior, 2005 | 48 |
| 4. | Devin Bush, 2019 | 45 |
| | Ryan Shazier, 2017 | 45 |

- Jack, already in the top five, needs 10 stops this week to equal Lawrence Timmons' total of 60 (2010) for the most tackles through six games in franchise history.

MOST TACKLES THROUGH SIX GAMES IN FRANCHISE HISTORY

| RANK | PLAYER. YEAR | TACKLES |
|------|------------------------|---------|
| 1. | Lawrence Timmons, 2010 | 60 |
| 2. | James Farrior, 2005 | 54 |
| 3. | Devin Bush, 2019 | 52 |
| 4. | Lawrence Timmons, 2013 | 51 |
| 5. | Myles Jack, 2022 | 50 |
| | Lawrence Timmons, 2014 | 50 |

- Jack has registered 10 or more tackles in three of the first five games this season (Bengals, 10; Patriots, 13; Browns, 12).
- Jack is the first player in franchise history with 10 or more tackles in the first three games of a season.
- Jack is the first Steelers player with 10 or more tackles in three consecutive games since James Farrior in 2008.
- Jack is the third player in franchise history with 10 or more tackles in three consecutive games (Earl Holmes, 2001, and James Farrior, 2006, 2008, 2008).
- Jack and Jonathan Owens (Houston) are the only players in the NFL with 10 or more tackles in each of the first three games this season.

BOZ IN THE CLUTCH

- K **Chris Boswell** has registered 10 career game-winning field goals (last five min. of the fourth quarter or overtimes), which ranks second in franchise history.

MOST GAME-WINNING FG IN LAST 5 MINUTES OF 4TH QUARTER OR OVERTIME (REGULAR AND POSTSEASON) IN FRANCHISE HISTORY

| RANK | KICKER. YEARS | FGM |
|------|-----------------------------|-----|
| 1. | Jeff Reed, 2002-10 | 11 |
| 2. | Chris Boswell, 2015-current | 10 |
| 3. | Gary Anderson, 1982-94 | 9 |
| 4. | Shaun Suisham, 2010-14 | 7 |
| 5. | Norm Johnson, 1995-98 | 4 |

BOSWELL GAME-WINNING FG IN LAST 5 MINUTES OF 4TH QUARTER OR OVERTIME (REGULAR AND POSTSEASON)

| YD | DATE | OPP | Q | TIME | PRE | POST | FINAL |
|----|------------|--------|----|------|-------|-------|---------------|
| 18 | 11/8/2015 | vs Oak | 4 | 0:02 | 35-35 | 38-35 | W, 38-35 |
| 35 | 1/9/2016 | at Cin | 4 | 0:14 | 15-16 | 18-16 | W, 18-16 |
| 33 | 11/12/2017 | at Ind | 4 | 0:00 | 17-17 | 20-17 | W, 20-17 |
| 53 | 11/26/2017 | vs GB | 4 | 0:00 | 28-28 | 31-28 | W, 31-28 |
| 38 | 12/4/2017 | at Cin | 4 | 0:00 | 20-20 | 23-20 | W, 23-20 |
| 46 | 12/10/2017 | vs Bal | 4 | 0:42 | 36-38 | 39-38 | W, 39-38 |
| 35 | 12/30/2018 | vs Cin | 4 | 1:56 | 13-13 | 16-13 | W, 16-13 |
| 37 | 10/17/2021 | vs Sea | OT | — | 20-20 | 23-20 | W, 23-20 (ot) |
| 40 | 11/8/2021 | vs Chi | 4 | 0:26 | 26-27 | 29-27 | W, 29-27 |
| 36 | 12/9/2021 | at BAL | OT | 1:56 | 13-13 | 16-13 | W, 16-13 |
| 53 | 9/11/2022 | at CIN | OT | 0:00 | 20-20 | 23-20 | W, 23-20 |

- Boswell has made 12 of 15 career field goals (80.0%) in the final two minutes of regulation and overtime.

- Boswell was one of two kickers in the NFL in 2021 with three or more field goals made in a single quarter (and both came in the fourth quarter, Week 9 vs. Chicago, and Week 15 vs. Tennessee).
- Boswell was the first kicker in the NFL with three or more field goals made in multiple fourth quarters in the same season since Cairo Santos (Kansas City) in Week 2 and Week of 2016.

WIZARD OF BOZ

- K **Chris Boswell** connected on field goals of 51 and 59-yards in Week 4 vs. N.Y. Jets. He registered the second game of his career with multiple field goals of 50 yards or longer (Nov. 8, 2021 vs. Chicago).
- Boswell is one of five kickers in the NFL with multiple field goals of 50 yards or longer in a single game since the start of the 2021 season.
- Boswell connected on three field goals (20, 48 and 53 yards) at Cincinnati in Week 1, including the 53-yarder with 0:00 remaining in overtime that gave the Steelers a 23-20 victory.

MOST FIELD GOALS MADE IN SINGLE-SEASON STEELERS HISTORY

| RANK | PLAYER | FGM |
|------|---------------------|-----|
| 1. | Chris Boswell, 2021 | 36 |
| 2. | Chris Boswell, 2017 | 35 |
| 3. | Norm Johnson, 1995 | 34 |
| 4. | Gary Anderson, 1985 | 33 |
| 5. | Shaun Suisham, 2013 | 30 |
| | Kris Brown, 2001 | 30 |

- Since joining the Steelers in 2015, K **Chris Boswell** is 191-of-219 field goal attempts (87.2%), including 83-of-104 (79.8%) on attempts of 40 yards or longer.
- Boswell ranks second in field goal percentage (87.2%) among all NFL kickers with at least 200 field goal attempts since the start of the 2015 season.

FG PERCENTAGE LEADERS SINCE 2015 (MIN. 200 ATTEMPTS)

| RANK | KICKER | M-A | FG% |
|------|----------------|---------|------|
| 1. | Justin Tucker | 238-259 | 91.9 |
| 2. | Chris Boswell | 191-219 | 87.2 |
| 3. | Robbie Gould | 183-210 | 87.1 |
| 4. | Matt Prater | 194-229 | 84.7 |
| 5. | Dustin Hopkins | 186-220 | 84.5 |

- Boswell's 87.2 field goal percentage is the second-highest in Steelers history among kickers with at least 100 field goal attempts.

STEELERS ALL-TIME FG PERCENTAGE LEADERS (MIN. 100 ATTEMPTS)

| RANK | KICKER. YEARS | FGM-FGA | FG% |
|------|-----------------------------|---------|------|
| 1. | Shaun Suisham, 2010-14 | 124-141 | 87.9 |
| 2. | Chris Boswell, 2015-current | 191-219 | 87.2 |
| 3. | Norm Johnson, 1995-98 | 105-127 | 82.7 |
| 4. | Jeff Reed, 2002-10 | 204-249 | 81.9 |
| 5. | Gary Anderson, 1982-94 | 309-395 | 78.2 |

- Boswell became the third player in team history with at least 150 field goals made in Week 2 of 2021.

STEELERS ALL-TIME FG MADE LEADERS

| RANK | KICKER. YEARS | FGM |
|------|-----------------------------|-----|
| 1. | Gary Anderson, 1982-94 | 309 |
| 2. | Jeff Reed, 2002-10 | 204 |
| 3. | Chris Boswell, 2015-current | 191 |
| 4. | Roy Gerela, 1971-78 | 146 |
| 5. | Shaun Suisham, 2010-14 | 124 |

- Boswell has registered 32 career games with three or more field goals made.
- Boswell has connected on four or more field goals in a single game 12 times in his career.
- Boswell made a franchise record 25 consecutive field goals, which was the longest active streak in the NFL when it ended in Week 11 of 2020 at Jacksonville.
- Boswell's streak of 20 consecutive field goals made was snapped in Week 14 at Minnesota. His 20 consecutive field goals made is the fourth-longest in franchise history.

MOST CONSECUTIVE FG IN STEELERS HISTORY

| RANK | KICKER. YEARS | CONSECUTIVE FGs |
|------|------------------------|-----------------|
| 1. | Chris Boswell, 2019-20 | 25 |
| 2. | Shaun Suisham, 2013-14 | 24 |
| 3. | Jeff Reed, 2004-05 | 22 |
| 4. | Chris Boswell, 2021 | 20 |
| 5. | Gary Anderson, 1994 | 19 |
| | Jeff Reed, 2007-08 | 19 |
| 7. | Gary Anderson, 1985 | 18 |
| 8. | Chris Boswell, 2016-17 | 17 |
| | Norm Johnson, 1997 | 17 |
| 10. | Chris Boswell, 2017 | 16 |
| | Shaun Suisham, 2012-13 | 16 |

BOZ FROM 50-PLUS

- K **Chris Boswell** connected on field goals of 51 and 59-yards in Week 4 vs. N.Y. Jets. He registered the second game of his career with multiple field goals of 50 yards or longer (Nov. 8, 2021 vs. Chicago).
- Boswell is one of five kickers in the NFL with multiple field goals of 50 yards or longer in a single game since the start of the 2021 season.
- Boswell has connected on 19 of his last 22 field goals of 50+ yards, including 14 of his last 16.
- Boswell's recent streak of nine straight made field goals of 50+ yards was the longest such streak in franchise history.

MOST CONSECUTIVE FG MADE FROM 50+ YARDS IN STEELERS HISTORY

| RANK | KICKER. SPAN | STREAK |
|------|--|--------|
| 1. | Chris Boswell, 11/03/2019 - 12/5/2021 | 9 |
| 2. | Chris Boswell, 11/16/2017 - 11/08/2018 | 5 |
| 3. | Jeff Reed, 12/01/2002 - 10/17/2004 | 4 |
| 4. | Kris Brown, 11/12/2000 - 10/14/2001 | 3 |

- Boswell's nine straight made field goals of 50+ yards was tied for the 10th-longest such streak in the NFL since the start of the 1983 season.

MOST CONSECUTIVE FG MADE FROM 50+ YARDS SINCE 1983

| RANK | KICKER. TEAM (SPAN) | STREAK |
|------|--|--------|
| 1. | Stephen Hauschka, Sea-Buf (9/20/2015 - 11/19/2017) | 13 |
| 2. | Robbie Gould, Chi (11/18/2010 - 10/10/2013) | 12 |
| | Blair Walsh, Min (09/09/2012 - 09/29/2013) | 12 |
| | Justin Tucker, Bal (12/27/2015 - 12/18/2016) | 12 |
| | Matt Prater, Det (01/03/2016 - 09/24/2017) | 12 |
| 5. | Younghoe Koo, Atl (12/08/2019 - 10/31/2021) | 11 |
| | Tony Zendejas, Hou-LAN (11/13/1988 - 10/31/1993) | 11 |
| 7. | Jason Hanson, Det (11/22/2007 - 11/08/2009) | 10 |
| | Jason Sanders, Mia (10 12/01/2019 - 11/29/2020) | 10 |
| | Ryan Longwell, Min (09/14/2008 - 10/23/2011) | 10 |
| 10. | Chris Boswell, Pit (11/03/2019 - 12/5/2021) | 9 |
| | Adam Vinatieri, Ind (10/04/2015 - 10/09/2016) | 9 |
| | Justin Tucker, Bal (10/15/2017 - 11/18/2018) | 9 |
| | Matt Bryant, Atl (11/11/2010 - 11/10/2013) | 9 |
| | Matt Bryant, Atl (11/05/2017 - 11/18/2018) | 9 |
| 15. | Morten Andersen, Atl (10/01/1995 - 10/20/1996) | 8 |
| | Phil Dawson, SF (11/10/2013 - 10/13/2014) | 8 |
| | Robbie Gould, Chi-SF (12/20/2015 - 11/12/2018) | 8 |
| | Harrison Butker, KC (12/01/2019 - 10/17/2021) | 8 |
| | Brandon McManus, Den (09/27/2020 - 12/06/2020) | 8 |
| | Stephen Gostkowski, NE (12/01/2013 - 11/15/2015) | 8 |

- Boswell has made 21-of-26 (80.0%) field goal attempts in his NFL career from 50 yards or further, including franchise-best 59-yards in Week 9 of 2020 at AT&T Stadium against Dallas and Week 4 of 2022 at Acrisure Stadium against N.Y. Jets.
- No kicker made a field goal of at least 50 yards in the first nine seasons of Acrisure Stadium (2001-09). Prior to Boswell joining the Steelers in 2015, Acrisure Stadium witnessed just four field goals of at least 50 yards.
- Boswell has 17 field goals of at least 50 yards at Acrisure Stadium in his career.
- Boswell's 21 field goals made from 50-plus yards are the most in Steelers history (Gary Anderson and Jeff Reed shared the previous franchise record with eight).

HIGHEST 50+ YARD FG PERCENTAGE FRANCHISE HISTORY (MIN. 15 50+ FGA)

| RANK | PLAYER | FG-FGA | PCT. |
|------|---------------|--------|------|
| 1. | Chris Boswell | 21-26 | 80.8 |
| 2. | Jeff Reed | 8-17 | 47.1 |
| 3. | Gary Anderson | 8-27 | 29.6 |

HIGHEST 50+ YARD FG PERCENTAGE DURING SUPER BOWL ERA (MIN. 20 50+ FGA)

| RANK | PLAYER | FG-FGA | PCT. |
|------|--------------------|--------|------|
| 1. | Jeff Wilkins | 20-24 | 83.3 |
| 2. | Chris Boswell | 21-26 | 80.8 |
| 3. | Stephen Gostkowski | 32-43 | 74.4 |
| 4. | Matt Prater | 66-89 | 74.2 |
| 5. | Justin Tucker | 51-69 | 73.9 |

LONGEST FG IN FRANCHISE HISTORY

| RANK | PLAYER (DATE, OPP.) | FG |
|------|--|----|
| 1. | Chris Boswell (10/2/22 vs. N.Y. Jets) | 59 |
| | Chris Boswell (11/8/20 at Dallas) | 59 |
| 3. | Chris Boswell (9/19/21 vs. Las Vegas) | 56 |
| 4. | Gary Anderson (11/25/84 vs. San Diego) | 55 |
| | Kris Brown (10/14/01 at Kansas City) | 55 |
| 6. | Chris Boswell (11/8/21 vs. Chicago) | 54 |
| | Gary Anderson (12/8/91 at Houston) | 54 |
| 8. | Chris Boswell (9/1/22 at Cincinnati) | 53 |
| | Chris Boswell (12/5/21 vs. Baltimore) | 53 |
| | Chris Boswell (11/26/17 vs. Green Bay) | 53 |
| | Gary Anderson (10/21/84 at Indianapolis) | 53 |
| | Jeff Reed (11/8/10 at Cincinnati) | 53 |
| | Jeff Reed (9/21/08 at Philadelphia) | 53 |
| | Shaun Suisham (11/9/14 at N.Y. Jets) | 53 |

LONGEST FG IN ACRISURE STADIUM HISTORY

| RANK | PLAYER. TEAM (DATE, OPP.) | FG |
|------|---|----|
| 1. | Chris Boswell, Pittsburgh (10/2/22 vs. N.Y. Jets) | 59 |
| 2. | Chris Boswell, Pittsburgh (9/19/21 vs. Las Vegas) | 56 |
| 3. | Chris Boswell, Pittsburgh (11/8/21 vs. Chicago) | 54 |
| 4. | Chris Boswell, Pittsburgh (12/5/21 vs. Baltimore) | 53 |
| | Chris Boswell, Pittsburgh (11/26/17 vs. Green Bay) | 53 |
| | Dan Bailey, Dallas (11/13/16 at Pittsburgh) | 53 |
| 7. | Chris Boswell, Pittsburgh (9/18/22 vs. New England) | 52 |
| | Chris Boswell, Pittsburgh (11/8/21 vs. Chicago) | 52 |
| | Chris Boswell, Pittsburgh (10/17/21 vs. Seattle) | 52 |
| | Chris Boswell, Pittsburgh (12/10/17 vs. Baltimore) | 52 |
| | Jeff Reed, Pittsburgh (9/12/10 vs. Atlanta) | 52 |
| | Justin Tucker, Baltimore (10/1/15 at Pittsburgh) | 52 |

- Boswell has made four field goals of 50 yards or longer in 2022 (on five attempts), which is tied for the most in the NFL this season.

MOST 50+ YARD FIELD GOALS IN 2022

| RANK | KICKER | FGM |
|------|-----------------------|-----|
| 1. | Chris Boswell | 4 |
| | Brett Maher | 4 |
| | Graham Gano | 4 |
| | Justin Tucker | 4 |
| 5. | Six players tied with | 3 |

- Boswell has made 12 field goals of 50 yards or longer since the start of the 2021 season.

MOST 50+ YARD FIELD GOALS SINCE 2021

| RANK | KICKER | FGM |
|------|-----------------|-----|
| 1. | Chris Boswell | 12 |
| | Evan McPherson | 12 |
| 3. | Graham Gano | 11 |
| 4. | Justin Tucker | 9 |
| 5. | Greg Joseph | 8 |
| | Harrison Butker | 8 |
| | Daniel Carlson | 8 |

- Boswell made eight field goals of 50 yards or longer in 2021 – the most by a Steelers kicker in a single season and second-most in the NFL.

MOST 50+ YARD FIELD GOALS IN SINGLE-SEASON STEELERS HISTORY

| RANK | KICKER. YEAR | FGM |
|------|---------------------|-----|
| 1. | Chris Boswell, 2021 | 8 |
| 2. | Chris Boswell, 2022 | 4 |
| | Chris Boswell, 2017 | 4 |
| 4. | Chris Boswell, 2015 | 2 |
| | Kris Brown, 2001 | 2 |
| | Jeff Reed, 2010 | 2 |
| | Jeff Reed, 2004 | 2 |

- His eight 50+-yard field goals in 2021 were tied for the fifth-most in an NFL single season since 2000.

MOST 50+ YARD FIELD GOALS SINCE 2000

| RANK | KICKER. YEAR | FGM |
|------|-----------------------|-----|
| 1. | Brandon McManus, 2020 | 10 |
| | Justin Tucker, 2016 | 10 |
| | Blaire Walsh, 2012 | 10 |
| 4. | Evan McPherson | 9 |
| t-5. | Chris Boswell | 8 |

| AMERICAN FOOTBALL CONFERENCE | | | | | | | | | | | | |
|------------------------------|---|---|---|-------|-----|-----|---------|-------|-------|-------|-------|--------|
| EAST DIVISION | | | | | | | | | | | | |
| TEAM | W | L | T | PCT | PF | PA | NET PTS | HOME | AWAY | CONF | DIV | STREAK |
| Buffalo Bills | 4 | 1 | 0 | .800 | 152 | 61 | 91 | 2-0-0 | 2-1-0 | 3-1-0 | 0-1-0 | Won 2 |
| New York Jets | 3 | 2 | 0 | .600 | 116 | 118 | -2 | 1-2-0 | 2-0-0 | 3-2-0 | 1-0-0 | Won 2 |
| Miami Dolphins | 3 | 2 | 0 | .600 | 115 | 131 | -16 | 2-0-0 | 1-2-0 | 3-2-0 | 2-1-0 | Lost 2 |
| New England Patriots | 2 | 3 | 0 | .400 | 103 | 98 | 5 | 1-1-0 | 1-2-0 | 1-2-0 | 0-1-0 | Won 1 |
| NORTH DIVISION | | | | | | | | | | | | |
| TEAM | W | L | T | PCT | PF | PA | NET PTS | HOME | AWAY | CONF | DIV | STREAK |
| Baltimore Ravens | 3 | 2 | 0 | .600 | 138 | 117 | 21 | 1-2-0 | 2-0-0 | 3-2-0 | 1-0-0 | Won 1 |
| Cincinnati Bengals | 2 | 3 | 0 | .400 | 108 | 89 | 19 | 1-1-0 | 1-2-0 | 2-2-0 | 0-2-0 | Lost 1 |
| Cleveland Browns | 2 | 3 | 0 | .400 | 133 | 125 | 8 | 1-2-0 | 1-1-0 | 1-2-0 | 1-0-0 | Lost 2 |
| Pittsburgh Steelers | 1 | 4 | 0 | .200 | 77 | 128 | -51 | 0-2-0 | 1-2-0 | 1-4-0 | 1-1-0 | Lost 4 |
| SOUTH DIVISION | | | | | | | | | | | | |
| TEAM | W | L | T | PCT | PF | PA | NET PTS | HOME | AWAY | CONF | DIV | STREAK |
| Tennessee Titans | 3 | 2 | 0 | .600 | 96 | 118 | -22 | 1-1-0 | 2-1-0 | 2-1-0 | 1-0-0 | Won 3 |
| Indianapolis Colts | 2 | 2 | 1 | .500 | 69 | 94 | -25 | 1-1-0 | 1-1-1 | 2-2-1 | 0-2-1 | Won 1 |
| Jacksonville Jaguars | 2 | 3 | 0 | .400 | 111 | 80 | 31 | 1-1-0 | 1-2-0 | 2-1-0 | 1-1-0 | Lost 2 |
| Houston Texans | 1 | 3 | 1 | .300 | 86 | 99 | -13 | 0-1-1 | 1-2-0 | 1-2-1 | 1-0-1 | Won 1 |
| WEST DIVISION | | | | | | | | | | | | |
| TEAM | W | L | T | PCT | PF | PA | NET PTS | HOME | AWAY | CONF | DIV | STREAK |
| Kansas City Chiefs | 4 | 1 | 0 | .800 | 159 | 125 | 34 | 2-0-0 | 2-1-0 | 2-1-0 | 2-0-0 | Won 2 |
| Los Angeles Chargers | 3 | 2 | 0 | .600 | 122 | 136 | -14 | 1-1-0 | 2-1-0 | 3-2-0 | 1-1-0 | Won 2 |
| Denver Broncos | 2 | 3 | 0 | .400 | 75 | 80 | -5 | 2-1-0 | 0-2-0 | 1-2-0 | 0-1-0 | Lost 2 |
| Las Vegas Raiders | 1 | 4 | 0 | .200 | 125 | 130 | -5 | 1-1-0 | 0-3-0 | 1-3-0 | 1-2-0 | Lost 1 |
| NATIONAL FOOTBALL CONFERENCE | | | | | | | | | | | | |
| EAST DIVISION | | | | | | | | | | | | |
| TEAM | W | L | T | PCT | PF | PA | NET PTS | HOME | AWAY | CONF | DIV | STREAK |
| Philadelphia Eagles | 5 | 0 | 0 | 1.000 | 135 | 88 | 47 | 2-0-0 | 3-0-0 | 4-0-0 | 1-0-0 | Won 5 |
| Dallas Cowboys | 4 | 1 | 0 | .800 | 93 | 72 | 21 | 2-1-0 | 2-0-0 | 3-1-0 | 2-0-0 | Won 4 |
| New York Giants | 4 | 1 | 0 | .800 | 103 | 93 | 10 | 2-1-0 | 2-0-0 | 3-1-0 | 0-1-0 | Won 2 |
| Washington Commanders | 1 | 4 | 0 | .200 | 90 | 128 | -38 | 1-2-0 | 0-2-0 | 0-3-0 | 0-2-0 | Lost 4 |
| NORTH DIVISION | | | | | | | | | | | | |
| TEAM | W | L | T | PCT | PF | PA | NET PTS | HOME | AWAY | CONF | DIV | STREAK |
| Minnesota Vikings | 4 | 1 | 0 | .800 | 115 | 102 | 13 | 3-0-0 | 1-1-0 | 4-1-0 | 3-0-0 | Won 3 |
| Green Bay Packers | 3 | 2 | 0 | .600 | 97 | 96 | 1 | 2-1-0 | 1-1-0 | 2-2-0 | 1-1-0 | Lost 1 |
| Chicago Bears | 2 | 3 | 0 | .400 | 86 | 106 | -20 | 2-0-0 | 0-3-0 | 1-3-0 | 0-2-0 | Lost 2 |
| Detroit Lions | 1 | 4 | 0 | .200 | 140 | 170 | -30 | 1-2-0 | 0-2-0 | 1-3-0 | 0-1-0 | Lost 3 |
| SOUTH DIVISION | | | | | | | | | | | | |
| TEAM | W | L | T | PCT | PF | PA | NET PTS | HOME | AWAY | CONF | DIV | STREAK |
| Tampa Bay Buccaneers | 3 | 2 | 0 | .600 | 103 | 83 | 20 | 1-2-0 | 2-0-0 | 3-1-0 | 2-0-0 | Won 1 |
| New Orleans Saints | 2 | 3 | 0 | .400 | 115 | 128 | -13 | 1-2-0 | 1-1-0 | 2-3-0 | 1-2-0 | Won 1 |
| Atlanta Falcons | 2 | 3 | 0 | .400 | 118 | 122 | -4 | 1-1-0 | 1-2-0 | 1-3-0 | 0-2-0 | Lost 1 |
| Carolina Panthers | 1 | 4 | 0 | .200 | 93 | 122 | -29 | 1-3-0 | 0-1-0 | 1-3-0 | 1-0-0 | Lost 2 |
| WEST DIVISION | | | | | | | | | | | | |
| TEAM | W | L | T | PCT | PF | PA | NET PTS | HOME | AWAY | CONF | DIV | STREAK |
| San Francisco 49ers | 3 | 2 | 0 | .600 | 108 | 61 | 47 | 2-0-0 | 1-2-0 | 3-1-0 | 2-0-0 | Won 2 |
| Los Angeles Rams | 2 | 3 | 0 | .400 | 80 | 116 | -36 | 1-2-0 | 1-1-0 | 2-2-0 | 1-1-0 | Lost 2 |
| Arizona Cardinals | 2 | 3 | 0 | .400 | 105 | 123 | -18 | 0-3-0 | 2-0-0 | 1-2-0 | 0-1-0 | Lost 1 |
| Seattle Seahawks | 2 | 3 | 0 | .400 | 127 | 154 | -27 | 1-1-0 | 1-2-0 | 1-3-0 | 0-1-0 | Lost 1 |

| Steelers 2022 Regular Season Record When... | | | |
|---|-----------------|------------------------------------|-----------------|
| Category | 2022 Season W-L | Category | 2022 Season W-L |
| Steelers at Acrisure Stadium | 0-2 | In September | 1-2 |
| Steelers on the Road | 1-2 | In October | 0-2 |
| Steelers on Grass | 0-3 | In November | 0-0 |
| Steelers on Artificial Turf | 1-1 | In December | 0-0 |
| Steelers in Domes | 0-0 | In January | 0-0 |
| Steelers in Retractable Roof Stadiums | 0-0 | | |
| Steelers Outdoors | 0-0 | On Sunday Night | 0-0 |
| Steelers Indoors | 0-0 | On Thursday Night | 0-1 |
| Acrisure Stadium Roof Open | 0-0 | On Monday Night | 0-0 |
| Acrisure Stadium Roof Closed | 0-0 | On Saturday | 0-0 |
| | | | |
| Steelers Score First | 0-0 | Day Games | 1-3 |
| Opponent Scores First | 1-4 | Kickoff at 12:00 EDT | 0-0 |
| Steelers Score on First Possession | 0-0 | Kickoff at 3:00/3:05/3:15/3:35 EDT | 0-0 |
| Steelers Score 20 or More Points | 1-1 | Night Games | 0-1 |
| Steelers Score 19 or Less Points | 0-3 | | |
| Steelers Allow 20 or More | 1-3 | vs. AFC North Overall | 1-1 |
| Steelers Allow 19 or Less Points | 0-1 | vs. AFC North at Home | 0-0 |
| | | vs. AFC North on the Road | 1-1 |
| | | | |
| Steelers Lead after 1st Quarter | 1-0 | vs. AFC | 1-4 |
| Steelers Trail after 1st Quarter | 0-4 | vs. AFC East | 0-3 |
| Score Tied after 1st Quarter | 0-0 | vs. AFC South | 0-0 |
| Steelers Lead at Halftime | 1-1 | vs. AFC West | 0-0 |
| Steelers Trail at Halftime | 0-3 | | |
| Score Tied at Halftime | 0-0 | vs. NFC | 0-0 |
| Steelers Lead after 3rd Quarter | 1-1 | vs. NFC East | 0-0 |
| Steelers Trail after 3rd Quarter | 0-3 | vs. NFC South | 0-0 |
| Score Tied after 3rd Quarter | 0-0 | vs. NFC North | 0-0 |
| Game Goes to Overtime | 1-0 | vs. NFC West | 0-0 |
| | | | |
| Steelers Have + Turnover Ratio | 1-0 | | |
| Steelers Have - Turnover Ratio | 0-3 | | |
| Turnover Ratio Even | 0-1 | | |
| | | | |
| Steelers Have 30:00+TOP | 0-2 | | |
| Steelers Have Less than 30:00 TOP | 1-2 | | |
| | | | |
| Steelers Have 100-Yard Rusher | 0-0 | | |
| Steelers Have 300 Net Passing Yards | 0-1 | | |
| Steelers Have 1 100-Yard Receiver | 0-1 | | |
| Steelers Have 2 100-Yard Receivers | 0-0 | | |
| | | | |
| Steelers Win Coin Toss | 0-1 | | |
| Steelers Lose Coin Toss | 1-3 | | |

| NO. | NAME | POS | HT | WT | DOB | EXP | COLLEGE | HOMETOWN | HOW ACQ |
|-----|-----------------------|-------|------|-----|------------|-----|------------------|--------------------------------------|--------------|
| 57 | Adams Sr., Montravius | DT | 6-4 | 304 | 7/24/1995 | 6 | Auburn | Vienna, GA | FA '21 |
| 27 | Allen, Marcus | LB | 6-2 | 215 | 8/7/1996 | 4 | Penn State | Silver Spring, MD | D5a '18 |
| 94 | Alualu, Tyson | DE | 6-3 | 304 | 5/12/1987 | 13 | California | Honolulu, HI | UFA '17 |
| 54 | Anderson, Ryan | LB | 6-2 | 255 | 8/12/1994 | 4 | Alabama | Daphne, Ala. | FA '22 |
| 9 | Boswell, Chris | K | 6-2 | 185 | 3/16/1991 | 8 | Rice | Fort Worth, TX | FA '15 |
| 13 | Boykin, Miles | WR | 6-4 | 220 | 10/12/1996 | 4 | Notre Dame | New Lenox, IL | W '22 (BAL) |
| 55 | Bush, Devin | LB | 5-11 | 234 | 7/18/1998 | 4 | Michigan | Pembroke Pines, FL | D1 '19 |
| 11 | Claypool, Chase | WR | 6-4 | 238 | 7/7/1998 | 3 | Notre Dame | Abbotsford, British Columbia, Canada | D2 '20 |
| 61 | Cole, Mason | OL | 6-5 | 298 | 3/28/1996 | 5 | Michigan | Tarpon Springs, FL | UFA '22 |
| 78 | Daniels, James | OL | 6-4 | 327 | 9/13/1997 | 5 | Iowa | Warren, OH | UFA '22 |
| 77 | Davis, Jesse | OL | 6-6 | 318 | 9/15/1991 | 6 | Idaho | Asotin, WA | TR '22 (MIN) |
| 69 | Dotson, Kevin | OL | 6-4 | 321 | 9/18/1996 | 3 | Louisiana | Plaquemine, LA | D4b '20 |
| 34 | Edmunds, Terrell | S | 6-1 | 217 | 1/20/1997 | 5 | Virginia Tech | Danville, VA | D1 '18 |
| 39 | Fitzpatrick, Minkah | S | 6-1 | 207 | 11/17/1996 | 5 | Alabama | Old Bridge, NJ | TR '19 (MIA) |
| 88 | Freiermuth, Pat | TE | 6-5 | 258 | 10/25/1998 | 2 | Penn State | Merrimac, MA | D2 '21 |
| 81 | Gentry, Zach | TE | 6-8 | 265 | 9/10/1996 | 4 | Michigan | Albuquerque, NM | D5 '19 |
| 53 | Green, Kendrick | G | 6-4 | 315 | 12/22/1998 | 2 | Illinois | Peoria, IL | D3 '21 |
| 22 | Harris, Najee | RB | 6-1 | 242 | 3/9/1998 | 2 | Alabama | Antioch, CA | D1 '21 |
| 6 | Harvin III, Pressley | P | 6-0 | 255 | 9/17/1998 | 2 | Georgia Tech | Alcolu, SC | D7b '21 |
| 60 | Hassenauey, J.C. | C | 6-2 | 295 | 9/15/1995 | 3 | Alabama | Woodbury, MN | FA '19 |
| 97 | Heyward, Cameron | DT | 6-5 | 295 | 5/6/1989 | 12 | Ohio State | Pittsburgh, PA | D1 '11 |
| 83 | Heyward, Connor | TE/FB | 6-0 | 230 | 1/22/1999 | R | Michigan State | Duluth, GA | D6 '22 |
| 56 | Highsmith, Alex | LB | 6-4 | 242 | 8/7/1997 | 3 | Charlotte | Wilmington, NC | D3 '20 |
| 51 | Jack, Myles | LB | 6-1 | 255 | 9/3/1995 | 7 | UCLA | Scottsdale, AZ | FA '22 |
| 18 | Johnson, Dontae | WR | 5-10 | 183 | 7/5/1996 | 4 | Toledo | Russell, AK | D3a '19 |
| 48 | Jones, Jamir | LB | 6-3 | 255 | 6/14/1998 | 2 | Notre Dame | Rochester, NY | W '22 (JAX) |
| 28 | Killebrew, Miles | S | 6-2 | 222 | 5/10/1993 | 7 | Southern Utah | Henderson, NV | D4 '16 |
| 46 | Kuntz, Christian | LS | 6-1 | 228 | 4/13/1994 | 2 | Duquesne | Pittsburgh, PA | FA '20 |
| 98 | Leal, DeMarvin | DE | 6-4 | 290 | 7/1/2000 | R | Texas A&M | San Antonio, TX | D3 '22 |
| 92 | Loudermilk, Isaiahh | DT | 6-7 | 293 | 10/10/1997 | 2 | Wisconsin | Howard, KS | D5 '21 |
| 35 | Maulet, Arthur | CB | 5-10 | 190 | 7/13/1993 | 6 | Memphis | New Orleans, LA | FA '21 |
| 65 | Moore Jr., Dan | OT | 6-5 | 315 | 9/28/1998 | 2 | Texas A&M | Beaumont, TX | D4a '21 |
| 21 | Norwood, Tre | DB | 6-0 | 194 | 4/19/1999 | 2 | Oklahoma | Fort Smith, AR | D7a '21 |
| 99 | Ogunjobi, Larry | DT | 6-3 | 305 | 6/3/1994 | 6 | Charlotte | Greensboro, NC | FA '22 |
| 76 | Okorafor, Chukwuma | OL | 6-6 | 320 | 8/8/1997 | 5 | Western Michigan | Southfield, MI | D3b '18 |
| 89 | Oliszewski, Gunner | WR | 6-0 | 190 | 11/26/1996 | 4 | Bemidji State | Alvin, TX | UFA '22 |
| 14 | Pickens, George | WR | 6-3 | 200 | 3/4/2001 | R | Georgia | Hoover, AL | D2 '22 |
| 8 | Pickett, Kenny | QB | 6-3 | 220 | 6/16/1998 | R | Pittsburgh | Oakhurst, NJ | D1 '22 |
| 42 | Pierre, James | CB | 6-2 | 185 | 9/6/1996 | 3 | Florida Atlantic | Deerfield Beach, FL | UDFA '20 |
| 50 | Reed, Malik | OLB | 6-2 | 235 | 8/5/1996 | 4 | Nevada | Dothan, AL | TR '22 (DEN) |
| 93 | Robinson, Mark | LB | 5-11 | 235 | 8/14/1999 | R | Mississippi | Leesburg, GA | D7a '22 |
| 2 | Rudolph, Mason | QB | 6-5 | 235 | 6/17/1995 | 5 | Oklahoma State | Rock Hill, SC | D3a '18 |
| 72 | Scott, Trent | OL | 6-5 | 320 | 1/25/1994 | 5 | Grambling State | Huntsville, AL | FA '22 |
| 82 | Sims, Steven | WR | 5-10 | 176 | 3/31/1997 | 3 | Kansas | Houston, TX | FA '21 |
| 24 | Snell Jr., Benny | RB | 5-10 | 224 | 2/26/1998 | 4 | Kentucky | Columbus, OH | D4 '19 |
| 41 | Spillane, Robert | LB | 6-1 | 229 | 12/14/1995 | 4 | Western Michigan | Oak Park, IL | FA '19 |
| 20 | Sutton, Cameron | CB | 5-11 | 188 | 2/27/1995 | 6 | Tennessee | Jonesboro, GA | D3a '17 |
| 10 | Trubisky, Mitch | QB | 6-2 | 220 | 8/20/1994 | 6 | North Carolina | Mentor, OH | UFA '22 |
| 29 | Wallace, Levi | CB | 6-0 | 179 | 6/12/1995 | 5 | Alabama | Tucson, AZ | UFA '22 |
| 30 | Warren, Jaylen | RB | 5-8 | 215 | 11/1/1998 | R | Oklahoma State | Cottonwoods Heights, UT | UDFA '22 |
| 44 | Watt, Derek | FB | 6-2 | 234 | 11/7/1992 | 7 | Wisconsin | Pewaukee, WI | UFA '20 |
| 25 | Witherspoon, Ahkello | CB | 6-2 | 195 | 3/21/1995 | 6 | Colorado | Sacramento, CA | TR '21 (SEA) |
| 95 | Wormley, Chris | DL | 6-5 | 300 | 10/25/1993 | 6 | Michigan | Toledo, OH | TR '20 (BAL) |

Injured Reserve (7)

| | | | | | | | | | |
|----|--------------------|----|------|-----|------------|---|-----------------|-------------------------|----------|
| 19 | Austin III, Calvin | WR | 5-9 | 162 | 3/24/1999 | R | Memphis | Memphis, TN | D4 '22 |
| 38 | Joseph, Karl | S | 5-10 | 200 | 9/8/1993 | 7 | West Virginia | Orlando, FL | FA '21 |
| 23 | Kazee, Damontae | S | 5-11 | 174 | 6/5/1993 | 6 | San Diego State | San Bernardino, CA | FA '22 |
| 33 | McNichols, Jeremy | RB | 5-9 | 205 | 12/26/1995 | 2 | Boise State | Santa Margarita, Calif. | FA '20 |
| 17 | Miller, Anthony | WR | 5-11 | 199 | 10/9/1994 | 5 | Memphis | Memphis, TN | FA '21 |
| 30 | Piatel, Carls | DB | 6-1 | 205 | 8/15/1999 | R | South Carolina | Everett, MA | UDFA '22 |
| 90 | Watt, T.J. | LB | 6-4 | 252 | 10/11/1994 | 6 | Wisconsin | Pewaukee, WI | D1 '17 |

Practice Squad (16)

| | | | | | | | | | |
|----|------------------------|-----|-----|-----|------------|---|------------------|---------------------|-------------|
| 96 | Anenih, David | LB | 6-2 | 245 | 8/15/1999 | R | Houston | Arlington, Texas | FA '22 |
| 73 | Davis, Carlos | DT | 6-2 | 320 | 8/22/1996 | 3 | Nebraska | Blue Springs, MO | D7 '20 |
| 68 | Dunkle, William | G | 6-5 | 330 | 12/30/1999 | R | San Diego State | Chula Vista, CA | FA '22 |
| 40 | Gilbert, Mark | CB | 6-1 | 192 | 6/1/1997 | 2 | Duke | Fayetteville, NC | FA '22 |
| 33 | Huntley, Jason | RB | 5-9 | 195 | 4/20/1998 | 2 | New Mexico State | Arlington, Texas | D5 '20 |
| 16 | Jackson, Josh | DB | 6-0 | 196 | 4/3/1996 | 4 | Iowa | Corinth, Texas | FA-21 |
| 74 | Legle, John | OL | 6-7 | 310 | 4/17/1996 | 2 | Tulane | Alexandria, LA | FA '20 |
| 62 | McCollum, Ryan | C | 6-5 | 300 | 3/4/1998 | 2 | Texas A&M | Spring, TX | W '22 (DET) |
| 26 | McFarland Jr., Anthony | RB | 5-8 | 193 | 3/4/1999 | 3 | Maryland | Hyattsville, MD | D4a '20 |
| 17 | Nelson, Scott | SS | 6-2 | 203 | 7/20/1999 | R | Wisconsin | Detroit, Mich. | FA '22 |
| 37 | Riley, Elijah | S | 6-0 | 205 | 6/12/1998 | 3 | Army | Port Jefferson, NY | W '22 (NYJ) |
| 49 | Russell, Chapelle | MLB | 6-1 | 230 | 1/20/1997 | 3 | Temple | Lakewood, NJ | FA '22 |
| 15 | White, Cody | WR | 6-3 | 215 | 11/28/1998 | 2 | Michigan State | Novi, MI | FA '20 |
| 87 | Williams, Rodney | TE | 6-4 | 235 | 4/10/2000 | R | UT Martin | Memphis, TN | FA '22 |
| 36 | Wilson, Quincy | CB | 6-2 | 193 | 8/16/1996 | 6 | Florida | Fort Lauderdale, FL | FA '22 |
| 79 | Wren, Renell | DT | 6-5 | 315 | 10/23/1995 | 3 | Arizona State | St. Louis, MO | FA '22 |

Practice Squad Injured (1)

| | | | | | | | | | |
|----|------------------|----|-----|-----|----------|---|--------------|-------------|-------------|
| 45 | Rashed, Hamilcar | LB | 6-2 | 251 | 1/2/1998 | 2 | Oregon State | Phoenix, AZ | W '22 (NYJ) |
|----|------------------|----|-----|-----|----------|---|--------------|-------------|-------------|

COACHING STAFF

HEAD COACH: Mike Tomlin
ASSISTANTS: John Mitchell (Asst. Head Coach); Terrell Austin (Defensive Coordinator); Matt Canada (Offensive Coordinator); Danny Smith (Special Teams Coordinator); Brian Flores (Senior Defensive Assistant); Grady Brown (Secondary); Karl Dunbar (Defensive Line); Eddie Faulkner (Running Backs); Frisman Jackson (Wide Receivers); Pat Meyer (Offensive Line); Jerry Olasovki (Inside Linebackers); Alfredo Roberts (Tight Ends); Mike Sullivan (Quarterbacks); David Corley (Assistant Quarterbacks); Denzel Martin (Assistant Outside Linebackers); Isaac Williams (Assistant Offensive Line); Blaine Stewart (Assistant Wide Receivers); Matt Tomsho (Quality Control); Garrett Gieomert (Senior Conditioning Coordinator); Marcel Pastoor (Head Strength & Conditioning Coach); Rodain Delus (Strength & Conditioning Assistant)

| NO. | NAME | POS | HT | WT | DOB | EXP | COLLEGE | HOMETOWN | HOW ACQ |
|-----|-----------------------|-------|------|-----|------------|-----|------------------|--------------------------------------|--------------|
| 2 | Rudolph, Mason | QB | 6-5 | 235 | 6/17/1995 | 5 | Oklahoma State | Rock Hill, SC | D3a '18 |
| 6 | Harvin III, Pressley | P | 6-0 | 255 | 9/17/1998 | 2 | Georgia Tech | Alcolu, SC | D7b '21 |
| 8 | Pickett, Kenny | QB | 6-3 | 220 | 6/6/1998 | R | Pittsburgh | Oakhurst, NJ | D1 '22 |
| 9 | Boswell, Chris | K | 6-2 | 185 | 3/16/1991 | 8 | Rice | Fort Worth, TX | FA '15 |
| 10 | Trubisky, Mitch | QB | 6-2 | 220 | 8/20/1994 | 6 | North Carolina | Mentor, OH | UFA '22 |
| 11 | Claypool, Chase | WR | 6-4 | 238 | 7/7/1998 | 3 | Notre Dame | Abbotsford, British Columbia, Canada | D2 '20 |
| 13 | Boykin, Miles | WR | 6-4 | 220 | 10/12/1996 | 4 | Notre Dame | New Lenox, IL | W '22 (BAL) |
| 18 | Pickens, George | WR | 6-3 | 200 | 3/4/2001 | R | Georgia | Hoover, AL | D2 '22 |
| 14 | Johnson, Dontae | WR | 5-10 | 183 | 7/5/1996 | 4 | Toledo | Ruskin, FL | D3a '19 |
| 20 | Sutton, Cameron | CB | 5-11 | 188 | 2/27/1995 | 6 | Tennessee | Jonesboro, GA | D3a '17 |
| 21 | Norwood, Tre | DB | 6-0 | 194 | 4/19/1999 | 2 | Oklahoma | Fort Smith, AR | D7a '21 |
| 22 | Harris, Najee | RB | 6-1 | 242 | 3/9/1998 | 2 | Alabama | Antioch, CA | D1 '21 |
| 24 | Snell Jr., Benny | RB | 5-10 | 224 | 2/26/1998 | 4 | Kentucky | Columbus, OH | D4 '19 |
| 25 | Witherspoon, Ahkello | CB | 6-2 | 195 | 3/21/1995 | 6 | Colorado | Sacramento, CA | TR '21 (SEA) |
| 27 | Allen, Marcus | LB | 6-2 | 215 | 8/7/1996 | 4 | Penn State | Silver Spring, MD | D5a '18 |
| 28 | Killebrew, Miles | S | 6-2 | 222 | 5/10/1993 | 7 | Southern Utah | Henderson, NV | D4 '16 |
| 29 | Wallace, Levi | CB | 6-0 | 179 | 6/12/1995 | 5 | Alabama | Tucson, AZ | UFA '22 |
| 30 | Warren, Jaylen | RB | 5-8 | 215 | 11/1/1998 | R | Oklahoma State | Cottonwoods Heights, UT | UDFA '22 |
| 34 | Edmunds, Terrell | S | 6-1 | 217 | 1/20/1997 | 5 | Virginia Tech | Danville, VA | D1 '18 |
| 35 | Mauler, Arthur | CB | 5-10 | 190 | 7/13/1993 | 6 | Memphis | New Orleans, LA | FA '21 |
| 39 | Fitzpatrick, Minkah | S | 6-1 | 207 | 11/17/1996 | 5 | Alabama | Old Bridge, NJ | TR '19 (MIA) |
| 41 | Spillane, Robert | LB | 6-1 | 229 | 12/14/1995 | 4 | Western Michigan | Oak Park, IL | FA '19 |
| 42 | Pierre, James | CB | 6-2 | 185 | 9/16/1996 | 3 | Florida Atlantic | Deerfield Beach, FL | UDFA '20 |
| 44 | Watt, Derek | FB | 6-2 | 234 | 11/7/1992 | 7 | Wisconsin | Pewaukee, WI | UFA '20 |
| 46 | Kuntz, Christian | LS | 6-1 | 228 | 4/13/1994 | 2 | Duquesne | Pittsburgh, PA | FA '20 |
| 48 | Jones, Jamir | LB | 6-3 | 255 | 6/14/1998 | 2 | Notre Dame | Rochester, NY | W '22 (JAX) |
| 50 | Reed, Malik | OLB | 6-2 | 235 | 8/5/1996 | 4 | Nevada | Dothan, AL | TR '22 (DEN) |
| 51 | Jack, Myles | LB | 6-1 | 255 | 9/3/1995 | 7 | UCLA | Scottsdale, AZ | FA '22 |
| 53 | Green, Kendrick | G | 6-4 | 315 | 12/22/1998 | 2 | Illinois | Peoria, IL | D3 '21 |
| 54 | Anderson, Ryan | LB | 6-2 | 255 | 8/12/1994 | 4 | Alabama | Daphne, AL | FA '22 |
| 55 | Bush, Devin | LB | 5-11 | 234 | 7/18/1998 | 4 | Michigan | Pembroke Pines, FL | D1 '19 |
| 56 | Highsmith, Alex | LB | 6-4 | 242 | 8/7/1997 | 3 | Charlotte | Wilmington, NC | D3 '20 |
| 57 | Adams Sr., Montravius | DT | 6-4 | 304 | 7/24/1995 | 6 | Auburn | Vienna, GA | FA '21 |
| 60 | Hassenauer, J.C. | C | 6-2 | 295 | 9/15/1995 | 3 | Alabama | Woodbury, MN | FA '19 |
| 61 | Cole, Mason | OL | 6-5 | 298 | 3/28/1996 | 5 | Michigan | Tarpon Springs, FL | UFA '22 |
| 65 | Moore Jr., Dan | OT | 6-5 | 315 | 9/28/1998 | 2 | Texas A&M | Beaumont, TX | D4a '21 |
| 69 | Dotson, Kevin | OL | 6-4 | 321 | 9/18/1996 | 3 | Louisiana | Plaquemine, LA | D4b '20 |
| 72 | Scott, Trent | OL | 6-5 | 320 | 1/25/1994 | 5 | Grambling State | Huntsville, AL | FA '22 |
| 76 | Okorafor, Chukwuma | OL | 6-6 | 320 | 8/8/1997 | 5 | Western Michigan | Southfield, MI | D3b '18 |
| 77 | Davis, Jesse | OL | 6-6 | 318 | 9/15/1991 | 8 | Idaho | Asotin, WA | TR '22 (MIN) |
| 78 | Daniels, James | OL | 6-4 | 327 | 9/13/1997 | 5 | Iowa | Warren, OH | UFA '22 |
| 81 | Gentry, Zach | TE | 6-8 | 265 | 9/10/1996 | 4 | Michigan | Albuquerque, NM | D5 '19 |
| 82 | Sims, Steven | WR | 5-10 | 176 | 3/31/1997 | 3 | Kansas | Houston, TX | FA '21 |
| 83 | Heyward, Connor | TE/FB | 6-0 | 230 | 1/22/1999 | R | Michigan State | Duluth, GA | D6 '22 |
| 88 | Freiermuth, Pat | TE | 6-5 | 258 | 10/25/1998 | 2 | Penn State | Merrimac, MA | D2 '21 |
| 89 | Oliszewski, Gunner | WR | 6-0 | 190 | 11/26/1996 | 4 | Bemidji State | Alvin, TX | UFA '22 |
| 92 | Loudermilk, Isaiahh | DT | 6-7 | 293 | 10/10/1997 | 2 | Wisconsin | Howard, KS | D5 '21 |
| 93 | Robinson, Mark | LB | 5-11 | 235 | 8/14/1999 | R | Mississippi | Leesburg, GA | D7a '22 |
| 94 | Alualu, Tyson | DE | 6-3 | 304 | 5/12/1987 | 13 | California | Honolulu, HI | UFA '17 |
| 95 | Wormley, Chris | DL | 6-5 | 300 | 10/25/1993 | 6 | Michigan | Toledo, OH | TR '20 (BAL) |
| 97 | Heyward, Cameron | DT | 6-5 | 295 | 5/6/1989 | 12 | Ohio State | Pittsburgh, PA | D1 '11 |
| 98 | Leal, DeMarvin | DE | 6-4 | 290 | 7/1/2000 | R | Texas A&M | San Antonio, TX | D3 '22 |
| 99 | Ogunjobi, Larry | DT | 6-3 | 305 | 6/3/1994 | 6 | Charlotte | Greensboro, NC | FA '22 |

Injured Reserve (7)

| | | | | | | | | | |
|----|--------------------|----|------|-----|------------|---|-----------------|-------------------------|----------|
| 17 | Miller, Anthony | WR | 5-11 | 199 | 10/9/1994 | 5 | Memphis | Memphis, TN | FA '21 |
| 19 | Austin III, Calvin | WR | 5-9 | 162 | 3/24/1999 | R | Memphis | Memphis, TN | D4 '22 |
| 23 | Kazez, Damontae | S | 5-11 | 174 | 6/5/1993 | 6 | San Diego State | San Bernardino, CA | FA '22 |
| 30 | Platel, Carlins | DB | 6-1 | 205 | 8/15/1999 | 6 | South Carolina | Everett, MA | UDFA '22 |
| 33 | McNichols, Jeremy | RB | 5-9 | 205 | 12/26/1995 | 2 | Boise State | Santa Margarita, Calif. | FA '20 |
| 38 | Joseph, Karl | S | 5-10 | 200 | 9/8/1993 | 7 | West Virginia | Orlando, FL | FA '21 |
| 90 | Watt, T.J. | LB | 6-4 | 252 | 10/11/1994 | 6 | Wisconsin | Pewaukee, WI | D1 '17 |

Practice Squad (16)

| | | | | | | | | | |
|----|------------------------|-----|-----|-----|------------|---|------------------|---------------------|-------------|
| 15 | White, Cody | WR | 6-3 | 215 | 11/28/1998 | 2 | Michigan State | Novi, MI | FA '20 |
| 16 | Jackson, Josh | DB | 6-0 | 196 | 4/3/1996 | 4 | Iowa | Corinth, Texas | FA '21 |
| 17 | Nelson, Scott | SS | 6-2 | 203 | 7/20/1999 | R | Wisconsin | Detroit, Mich. | FA '22 |
| 26 | McFarland Jr., Anthony | RB | 5-8 | 193 | 3/4/1999 | 3 | Maryland | Hyattsville, MD | D4a '20 |
| 33 | Huntley, Jason | RB | 5-9 | 195 | 4/20/1998 | 2 | New Mexico State | Arlington, Texas | D5 '20 |
| 36 | Wilson, Quincy | CB | 6-2 | 193 | 8/6/1996 | 6 | Florida | Fort Lauderdale, FL | FA '22 |
| 37 | Riley, Elijah | S | 6-0 | 205 | 6/12/1998 | 2 | Duke | Port Jefferson, NY | W '22 (NYJ) |
| 40 | Gilbert, Mark | CB | 6-1 | 192 | 6/1/1997 | 2 | Army | Fayetteville, NC | FA '22 |
| 49 | Russell, Chapelle | MLB | 6-1 | 230 | 1/20/1997 | 3 | Temple | Lakewood, NJ | FA '22 |
| 62 | McCollum, Ryan | C | 6-5 | 300 | 3/4/1998 | 2 | Texas A&M | Spring, TX | W '22 (DET) |
| 68 | Dunkle, William | G | 6-5 | 330 | 12/30/1999 | R | San Diego State | Chula Vista, CA | FA '22 |
| 73 | Davis, Carlos | DT | 6-2 | 320 | 8/22/1996 | 3 | Nebraska | Blue Springs, MO | D7 '20 |
| 74 | Legue, John | OL | 6-7 | 310 | 4/17/1996 | 2 | Tulane | Alexandria, LA | FA '20 |
| 79 | Wren, Renell | DT | 6-5 | 315 | 10/23/1995 | 3 | Arizona State | St. Louis, MO | FA '22 |
| 87 | Williams, Rodney | TE | 6-4 | 235 | 4/10/2000 | R | UT Martin | Memphis, TN | FA '22 |
| 96 | Anenih, David | LB | 6-2 | 245 | 8/15/1999 | R | Houston | Arlington, Texas | FA '22 |

Practice Squad Injured (1)

| | | | | | | | | | |
|----|------------------|----|-----|-----|----------|---|--------------|-------------|-------------|
| 45 | Rashed, Hamilcar | LB | 6-2 | 251 | 1/2/1998 | 2 | Oregon State | Phoenix, AZ | W '22 (NYJ) |
|----|------------------|----|-----|-----|----------|---|--------------|-------------|-------------|

COACHING STAFF

HEAD COACH: Mike Tomlin
ASSISTANTS: John Mitchell (Asst. Head Coach); Terry Austin (Defensive Coordinator); Matt Canada (Offensive Coordinator); Danny Smith (Special Teams Coordinator); Brian Flores (Senior Defensive Assistant); Grady Brown (Secondary); Karl Dunbar (Defensive Line); Eddie Faulkner (Running Backs); Frisman Jackson (Wide Receivers); Pat Meyer (Offensive Line); Jerry Olasvsky (Inside Linebackers); Alfredo Roberts (Tight Ends); Mike Sullivan (Quarterbacks); David Corley (Assistant Quarterbacks); Denzel Martin (Assistant Outside Linebackers); Isaac Williams (Assistant Offensive Line); Blaine Stewart (Assistant Wide Receivers); Matt Tomsho (Quality Control); Garrett Gieomont (Senior Conditioning Coordinator); Marcel Pastoor (Head Strength & Conditioning Coach); Rodain Delus (Strength & Conditioning Assistant)

| QUARTERBACKS (3) | | | |
|------------------------------|----|-----------------------------|-------|
| 2 Mason Rudolph | QB | 8 Kenny Pickett | QB |
| 10 Mitch Trubisky | QB | | |
| RUNNING BACKS (4) | | | |
| 22 Najee Harris | RB | 24 Benny Snell Jr. | RB |
| 30 Jaylen Warren | RB | 44 Derek Watt | FB |
| WIDE RECEIVERS (6) | | | |
| 11 Chase Claypool | WR | 13 Miles Boykin | WR |
| 14 George Pickens | WR | 18 Diontae Johnson | WR |
| 82 Steven Sims | WR | 89 Gunner Olszewski | WR |
| TIGHT ENDS (3) | | | |
| 81 Zach Gentry | TE | 83 Connor Heyward | TE/FB |
| 88 Pat Freiermuth | TE | | |
| OFFENSIVE LINE (9) | | | |
| 53 Kendrick Green | G | 60 J.C. Hassenauer | C |
| 61 Mason Cole | OL | 65 Dan Moore Jr. | OT |
| 69 Kevin Dotson | OL | 72 Trent Scott | OL |
| 76 Chukwuma Okorafor | OL | 77 Jesse Davis | OL |
| 78 James Daniels | OL | | |
| LINEBACKERS (9) | | | |
| 27 Marcus Allen | LB | 41 Robert Spillane | LB |
| 48 Jamir Jones | LB | 50 Malik Reed | OLB |
| 51 Myles Jack | LB | 54 Ryan Anderson | LB |
| 55 Devin Bush | LB | 56 Alex Highsmith | LB |
| 93 Mark Robinson | LB | | |
| DEFENSIVE BACKS (9) | | | |
| 20 Cameron Sutton | CB | 21 Tre Norwood | DB |
| 25 Ahkello Witherspoon | CB | 28 Miles Killebrew | S |
| 29 Levi Wallace | CB | 34 Terrell Edmunds | S |
| 35 Arthur Maulet | CB | 39 Minkah Fitzpatrick | S |
| 42 James Pierre | CB | | |
| DEFENSIVE LINE (7) | | | |
| 57 Montravius Adams Sr. | DT | 92 Isaiahh Loudermilk | DT |
| 94 Tyson Alualu | DE | 95 Chris Wormley | DL |
| 97 Cameron Heyward | DT | 98 DeMarvin Leal | DE |
| 99 Larry Ogunjobi | DT | | |
| SPECIALISTS (3) | | | |
| 6 Pressley Harvin III | P | 9 Chris Boswell | K |
| 46 Christian Kuntz | LS | | |

2022 PITTSBURGH STEELERS EXPERIENCE (AS OF OCTOBER 16, 2022)

| NO | NAME | POS | HT | WT | DOB | AGE | EXP | COLLEGE | HOMETOWN | HOW ACQ | GP | GS | DPN | INA |
|-----------------------|-----------------------|-------|------|-----|----------|-----|-----|------------------|--------------------------------------|--------------|----|----|-----|-----|
| THIRTEENTH SEASON (1) | | | | | | | | | | | | | | |
| 94 | Tyson Alualu | DE | 6-3 | 304 | 05/12/87 | 35 | 13 | California | Honolulu, HI | UFA '17 | 5 | 2 | 0 | 0 |
| TWELFTH SEASON (1) | | | | | | | | | | | | | | |
| 97 | Cameron Heyward | DT | 6-5 | 295 | 05/06/89 | 33 | 12 | Ohio State | Pittsburgh, PA | D1 '11 | 5 | 5 | 0 | 0 |
| EIGHTH SEASON (1) | | | | | | | | | | | | | | |
| 9 | Chris Boswell | K | 6-2 | 185 | 03/16/91 | 31 | 8 | Rice | Fort Worth, TX | FA '15 | 5 | 0 | 0 | 0 |
| SEVENTH SEASON (4) | | | | | | | | | | | | | | |
| 44 | Derek Watt | FB | 6-2 | 234 | 11/07/92 | 29 | 7 | Wisconsin | Pewaukee, WI | UFA '20 | 5 | 1 | 0 | 0 |
| 38 | Karl Joseph | S | 5-10 | 200 | 09/08/93 | 29 | 7 | West Virginia | Orlando, FL | FA '21 | 0 | 0 | 0 | 0 |
| 28 | Miles Killebrew | S | 6-2 | 222 | 05/10/93 | 29 | 7 | Southern Utah | Henderson, NV | D4 '16 | 5 | 0 | 0 | 0 |
| 51 | Myles Jack | LB | 6-1 | 255 | 09/03/95 | 27 | 7 | UCLA | Scottsdale, AZ | FA '22 | 5 | 5 | 0 | 0 |
| SIXTH SEASON (11) | | | | | | | | | | | | | | |
| 25 | Akhello Witherspoon | CB | 6-2 | 195 | 03/21/95 | 27 | 6 | Colorado | Sacramento, CA | TR '21 (SEA) | 3 | 3 | 0 | 2 |
| 35 | Arthur Maulet | CB | 5-10 | 190 | 07/13/93 | 29 | 6 | Memphis | New Orleans, LA | FA '21 | 5 | 2 | 0 | 0 |
| 20 | Cameron Sutton | CB | 5-11 | 188 | 02/22/95 | 27 | 6 | Tennessee | Jonesboro, GA | D3a '17 | 5 | 5 | 0 | 0 |
| 95 | Chris Wormley | DL | 6-5 | 300 | 10/25/93 | 28 | 6 | Michigan | Toledo, OH | TR '20 (BAL) | 5 | 0 | 0 | 0 |
| 23 | Damontae Kazee | S | 5-11 | 174 | 06/05/93 | 29 | 6 | San Diego State | San Bernardino, CA | FA '22 | 0 | 0 | 0 | 0 |
| 77 | Jesse Davis | OL | 6-6 | 318 | 09/15/91 | 31 | 6 | Idaho | Asotin, WA | TR '22 (MIN) | 2 | 0 | 2 | 0 |
| 99 | Larry Ogunjobi | DT | 6-3 | 305 | 06/03/94 | 28 | 6 | Charlotte | Greensboro, NC | FA '22 | 5 | 5 | 0 | 0 |
| 10 | Mitch Trubisky | QB | 6-2 | 220 | 08/20/94 | 28 | 6 | North Carolina | Mentor, OH | UFA '22 | 4 | 4 | 1 | 0 |
| 57 | Montavious Adams Sr. | DT | 6-4 | 304 | 07/24/95 | 27 | 6 | Auburn | Vienna, GA | FA '21 | 5 | 1 | 0 | 0 |
| 36 | Quincy Wilson | CB | 6-2 | 193 | 08/16/96 | 26 | 6 | Florida | Fort Lauderdale, FL | FA '22 | 0 | 0 | 0 | 0 |
| 90 | T.J. Watt | LB | 6-4 | 252 | 10/11/94 | 28 | 5 | Wisconsin | Pewaukee, WI | D1 '17 | 1 | 1 | 0 | 0 |
| FIFTH SEASON (9) | | | | | | | | | | | | | | |
| 17 | Anthony Miller | WR | 5-11 | 199 | 10/09/94 | 28 | 5 | Memphis | Memphis, TN | FA '21 | 0 | 0 | 0 | 0 |
| 76 | Chukwuma Okorofor | OL | 6-6 | 320 | 08/08/97 | 25 | 5 | Western Michigan | Southfield, MI | D3b '18 | 5 | 5 | 0 | 0 |
| 78 | James Daniels | OL | 6-4 | 327 | 09/13/97 | 25 | 5 | Iowa | Warren, OH | UFA '22 | 5 | 5 | 0 | 0 |
| 29 | Levi Wallace | CB | 6-0 | 179 | 06/12/95 | 27 | 5 | Alabama | Tucson, AZ | UFA '22 | 5 | 2 | 0 | 0 |
| 61 | Mason Cole | OL | 6-5 | 298 | 03/28/96 | 26 | 5 | Michigan | Tarpon Springs, FL | UFA '22 | 5 | 5 | 0 | 0 |
| 2 | Mason Rudolph | QB | 6-5 | 235 | 06/17/95 | 27 | 5 | Oklahoma State | Rock Hill, SC | D3a '18 | 0 | 0 | 0 | 5 |
| 39 | Minkah Fitzpatrick | S | 6-1 | 207 | 11/17/96 | 25 | 5 | Alabama | Old Bridge, NJ | TR '19 (MIA) | 5 | 5 | 0 | 0 |
| 32 | Reed Edmunds | S | 6-1 | 217 | 01/20/97 | 25 | 5 | Virginia Tech | Danville, VA | D1 '18 | 4 | 4 | 0 | 1 |
| 72 | Trent Scott | OL | 6-5 | 320 | 01/25/94 | 28 | 5 | Grambling State | Huntsville, AL | FA '22 | 1 | 0 | 4 | 0 |
| FOURTH SEASON (11) | | | | | | | | | | | | | | |
| 24 | Benny Snell Jr. | RB | 5-10 | 224 | 02/26/98 | 24 | 4 | Kentucky | Columbus, OH | D4 '19 | 5 | 0 | 0 | 0 |
| 55 | Devin Bush | LB | 5-11 | 234 | 07/18/98 | 24 | 4 | Michigan | Pembroke Pines, FL | D1 '19 | 5 | 5 | 0 | 0 |
| 18 | Diontae Johnson | WR | 5-10 | 183 | 07/05/96 | 26 | 4 | Toledo | Ruskin, FL | D3a '19 | 5 | 5 | 0 | 0 |
| 89 | Gunner Olszewski | WR | 6-0 | 190 | 11/26/96 | 25 | 4 | Bemidji State | Alvin, TX | UFA '22 | 4 | 0 | 0 | 1 |
| 16 | Josh Jackson | DB | 6-0 | 196 | 04/03/96 | 26 | 4 | Iowa | Corinth, Texas | FA '21 | 0 | 0 | 0 | 0 |
| 50 | Malik Reed | OLB | 6-2 | 235 | 08/05/96 | 26 | 4 | Nevada | Dothan, AL | TR '22 (DEN) | 4 | 2 | 0 | 0 |
| 27 | Marcus Allen | LB | 6-2 | 215 | 08/07/96 | 26 | 4 | Penn State | Silver Spring, MD | D5a '18 | 5 | 0 | 0 | 0 |
| 13 | Miles Boykin | WR | 6-4 | 220 | 10/12/96 | 25 | 4 | Notre Dame | New Lenox, IL | W '22 (BAL) | 5 | 0 | 0 | 0 |
| 41 | Robert Spillane | LB | 6-1 | 229 | 12/14/95 | 26 | 4 | Western Michigan | Oak Park, IL | FA '19 | 5 | 0 | 0 | 0 |
| 54 | Ryan Anderson | LB | 6-2 | 255 | 08/12/94 | 28 | 4 | Alabama | Daphne, Ala. | FA '22 | 2 | 0 | 0 | 0 |
| 81 | Zach Gentry | TE | 6-8 | 265 | 09/10/96 | 26 | 4 | Michigan | Albuquerque, NM | D5 '19 | 5 | 3 | 0 | 0 |
| THIRD SEASON (11) | | | | | | | | | | | | | | |
| 56 | Alex Highsmith | LB | 6-4 | 242 | 08/07/97 | 25 | 3 | Charlotte | Wilmington, NC | D3 '20 | 5 | 5 | 0 | 0 |
| 26 | Anthony McFarland Jr. | RB | 5-8 | 193 | 03/04/99 | 23 | 3 | Maryland | Hyattsville, MD | D4a '20 | 0 | 0 | 0 | 0 |
| 73 | Carlos Davis | DT | 6-2 | 320 | 08/22/96 | 26 | 3 | Nebraska | Blue Springs, MO | D7 '20 | 0 | 0 | 0 | 0 |
| 49 | Chapelle Russell | MLB | 6-1 | 230 | 01/20/97 | 25 | 3 | Temple | Lakewood, NJ | FA '22 | 0 | 0 | 0 | 0 |
| 11 | Chase Claypool | WR | 6-4 | 238 | 07/07/98 | 24 | 3 | Notre Dame | Abbotsford, British Columbia, Canada | D2 '20 | 5 | 5 | 0 | 0 |
| 37 | Elijah Riley | S | 6-0 | 205 | 06/12/98 | 24 | 3 | Army | Port Jefferson, NY | W '22 (NYJ) | 0 | 0 | 1 | 0 |
| 60 | J.C. Hassenauer | C | 6-2 | 295 | 09/15/95 | 27 | 3 | Alabama | Woodbury, MN | FA '19 | 5 | 0 | 0 | 0 |
| 42 | James Pierre | CB | 6-2 | 185 | 09/16/96 | 26 | 3 | Florida Atlantic | Deerfield Beach, FL | UDFA '20 | 5 | 0 | 0 | 0 |
| 69 | Kevin Dotson | OL | 6-4 | 321 | 09/18/96 | 26 | 3 | Louisiana | Plaquemine, LA | D4b '20 | 5 | 5 | 0 | 0 |
| 79 | Renell Wren | DT | 6-5 | 315 | 10/23/95 | 26 | 3 | Arizona State | St. Louis, MO | FA '22 | 0 | 0 | 0 | 0 |
| 82 | Steven Sims | WR | 5-10 | 176 | 03/31/97 | 25 | 3 | Kansas | Houston, TX | FA '21 | 1 | 0 | 0 | 4 |
| SECOND SEASON (16) | | | | | | | | | | | | | | |
| 46 | Christian Kuntz | LS | 6-1 | 228 | 04/13/94 | 28 | 2 | Duquesne | Pittsburgh, PA | FA '20 | 5 | 0 | 0 | 0 |
| 15 | Cody White | WR | 6-3 | 215 | 11/28/98 | 23 | 2 | Michigan State | Novi, MI | FA '20 | 0 | 0 | 0 | 0 |
| 65 | Dan Moore Jr. | OT | 6-5 | 315 | 09/28/98 | 24 | 2 | Texas A&M | Beaumont, TX | D4a '21 | 5 | 5 | 0 | 0 |
| 45 | Hamlicar Rashied | LB | 6-2 | 251 | 01/02/98 | 24 | 2 | Oregon State | Phoenix, AZ | W '22 (NYJ) | 0 | 0 | 0 | 0 |
| 92 | Isaiah Loundermilk | DT | 6-7 | 293 | 10/10/97 | 25 | 2 | Wisconsin | Howard, KS | D5 '21 | 0 | 0 | 0 | 5 |
| 48 | Jamir Jones | LB | 6-3 | 255 | 06/14/98 | 24 | 2 | Notre Dame | Rochester, NY | W '22 (JAX) | 0 | 0 | 0 | 0 |
| 33 | Jason Huntley | RB | 5-9 | 195 | 04/20/98 | 24 | 2 | New Mexico State | Arlington, Texas | D5 '20 | 0 | 0 | 0 | 0 |
| 33 | Jeremy McNichols | RB | 5-9 | 205 | 12/26/95 | 26 | 2 | Boise State | Santa Margarita, Calif. | FA '20 | 0 | 0 | 0 | 0 |
| 74 | John Legue | OL | 6-7 | 310 | 04/17/96 | 26 | 2 | Tulane | Alexandria, LA | FA '20 | 0 | 0 | 0 | 0 |
| 53 | Kendrick Green | G | 6-4 | 315 | 12/22/98 | 23 | 2 | Illinois | Peoria, IL | D3 '21 | 0 | 0 | 0 | 5 |
| 40 | Mark Gilbert | CB | 6-1 | 192 | 06/01/97 | 25 | 2 | Duke | Fayetteville, NC | FA '22 | 0 | 0 | 0 | 0 |
| 22 | Najee Harris | RB | 6-1 | 242 | 03/09/98 | 24 | 2 | Alabama | Antioch, CA | D1 '21 | 5 | 5 | 0 | 0 |
| 8 | Pat Freiermuth | TE | 6-5 | 258 | 10/25/98 | 23 | 2 | Penn State | Merrimac, MA | D2 '21 | 5 | 4 | 0 | 0 |
| 6 | Pressley Harvin III | P | 6-0 | 255 | 09/17/98 | 24 | 2 | Georgia Tech | Alcoul, SC | D7b '21 | 5 | 0 | 0 | 0 |
| 62 | Ryan McCollum | C | 6-5 | 300 | 03/04/98 | 24 | 2 | Texas A&M | Spring, TX | W '22 (DET) | 0 | 0 | 0 | 0 |
| 21 | Tre Norwood | DB | 6-0 | 194 | 04/19/99 | 23 | 2 | Oklahoma | Fort Smith, AR | D7a '21 | 5 | 2 | 0 | 0 |
| ROOKIE (12) | | | | | | | | | | | | | | |
| 19 | Calvin Austin III | WR | 5-9 | 162 | 03/24/99 | 23 | R | Memphis | Memphis, TN | D4 '22 | 0 | 0 | 0 | 0 |
| 30 | Carlins Plate | DB | 6-1 | 205 | 08/15/99 | 23 | R | South Carolina | Everett, MA | UDFA '22 | 0 | 0 | 0 | 0 |
| 93 | Connor Heyward | TE/FB | 6-0 | 230 | 01/22/99 | 23 | R | Michigan State | Duluth, GA | D6 '22 | 5 | 0 | 0 | 0 |
| 86 | David Anehi | LB | 6-2 | 245 | 08/15/99 | 23 | R | Houston | Arlington, Texas | FA '22 | 0 | 0 | 0 | 2 |
| 14 | DeMarvin Leal | DE | 6-4 | 290 | 07/01/00 | 22 | R | Texas A&M | San Antonio, TX | D3 '22 | 5 | 1 | 0 | 0 |
| 14 | George Pickens | WR | 6-3 | 200 | 03/04/01 | 21 | R | Georgia | Hoover, AL | D2 '22 | 5 | 2 | 0 | 0 |
| 30 | Jaylen Warren | RB | 5-8 | 215 | 11/01/98 | 23 | R | Oklahoma State | Cottonwoods Heights, UT | UDFA '22 | 5 | 0 | 0 | 0 |
| 8 | Kenny Pickett | QB | 6-3 | 220 | 06/06/98 | 24 | R | Pittsburgh | Oakhurst, NJ | D1 '22 | 2 | 1 | 3 | 0 |
| 93 | Mark Robinson | LB | 5-11 | 235 | 08/14/99 | 23 | R | Mississippi | Leesburg, GA | D7a '22 | 0 | 0 | 0 | 5 |
| 87 | Rodney Williams | TE | 6-4 | 235 | 04/10/00 | 22 | R | UT Martin | Memphis, TN | FA '22 | 0 | 0 | 0 | 0 |
| 17 | Scott Nelson | SS | 6-2 | 203 | 07/20/99 | 23 | R | Wisconsin | Detroit, Mich | FA '22 | 0 | 0 | 0 | 0 |
| 68 | William Dunkle | G | 6-5 | 330 | 12/30/99 | 22 | R | San Diego State | Chula Vista, CA | FA '22 | 0 | 0 | 0 | 0 |

| YEAR | DRAFTTEES (26) | FREE AGENTS (18) | COLLEGE FREE AGENTS (2) | TRADES/WAIVERS (6) |
|------|---|--|-----------------------------|--|
| 2022 | QB Kenny Pickett (1) WR George Pickens (2) DE DeMarvin Leal (3) TE/FB Connor Heyward (6) LB Mark Robinson (7a) | LB Ryan Anderson (FA '22) OL Mason Cole (UFA '22) OL James Daniels (UFA '22) LB Myles Jack (FA '22) DT Larry Ogunjobi (FA '22) WR Gunner Olszewski (UFA '22) OL Trent Scott (FA '22) QB Mitch Trubisky (UFA '22) CB Levi Wallace (UFA '22) | RB Jaylen Warren (UDFA '22) | WR Miles Boykin (W '22 BAL) LB Jamir Jones (W '22 JAX) OLB Malik Reed (TR '22 DEN) |
| 2021 | RB Najee Harris (1) TE Pat Freiermuth (2) G Kendrick Green (3) OT Dan Moore Jr. (4a) DT Isaiahh Loudermilk (5) DB Tre Norwood (7a) P Pressley Harvin III (7b) | DT Montravius Adams Sr. (FA '21) CB Arthur Maulet (FA '21) WR Steven Sims (FA '21) | | CB Ahkello Witherspoon (TR '21 SEA) |
| 2020 | WR Chase Claypool (2) LB Alex Highsmith (3) OL Kevin Dotson (4) | LS Christian Kuntz (FA '20) FB Derek Watt (UFA '20) | CB James Pierre (UDFA '20) | DL Chris Wormley (TR '20 BAL) |
| 2019 | LB Devin Bush (1) WR Diontae Johnson (3) RB Benny Snell Jr. (4) TE Zach Gentry (5) | C J.C. Hassenauer (FA '19) LB Robert Spillane (FA '19) | | S Minkah Fitzpatrick (TR '19 MIA) |
| 2018 | S Terrell Edmunds (1) OL Chukwuma Okorafor (3) QB Mason Rudolph (3) LB Marcus Allen (5) | | | |
| 2017 | CB Cameron Sutton (3) | DE Tyson Alualu (UFA '17) | | |
| 2016 | S Miles Killebrew (4) | | | |
| 2015 | | K Chris Boswell (FA '15) | | |
| 2011 | DT Cameron Heyward (1) | | | |

(As of October 11, 2022)

OFFENSE

| | | | |
|----|---------------------------|--------------------------|---------------------------|
| WR | 14. <u>George Pickens</u> | 89. Gunner Olszewski | |
| WR | 18. Diontae Johnson | 82. Steven Sims | |
| WR | 11. Chase Claypool | 13. Miles Boykin | |
| LT | 65. Dan Moore Jr. | 72. Trent Scott | |
| LG | 69. Kevin Dotson | 53. Kendrick Green | |
| C | 61. Mason Cole | 60. J.C. Hassenauer | |
| RG | 78. James Daniels | | |
| RT | 76. Chukwuma Okorafor | 77. Jesse Davis | |
| TE | 88. Pat Freiermuth | 81. Zach Gentry | 83. <u>Connor Heyward</u> |
| QB | 8. <u>Kenny Pickett</u> | 10. Mitch Trubisky | 2. Mason Rudolph |
| RB | 22. Najee Harris | 30. <u>Jaylen Warren</u> | 24. Benny Snell Jr. |
| FB | 44. Derek Watt | | |

DEFENSE

| | | | |
|------|--------------------------|--------------------------|-------------------------|
| DE | 99. Larry Ogunjobi | 95. Chris Wormley | |
| DT | 97. Cameron Heyward | 98. <u>DeMarvin Leal</u> | 92. Isaiahh Loundermilk |
| NT | 57. Montravius Adams Sr. | 94. Tyson Alualu | |
| LOLB | 50. Malik Reed | 54. Ryan Anderson | |
| LILB | 55. Devin Bush | 41. Robert Spillane | |
| RILB | 51. Myles Jack | 93. <u>Mark Robinson</u> | 27. Marcus Allen |
| ROLB | 56. Alex Highsmith | 48. Jamir Jones | |
| LCB | 25. Ahkello Witherspoon | 42. James Pierre | |
| RCB | 20. Cameron Sutton | 29. Levi Wallace | |
| SS | 34. Terrell Edmunds | 28. Miles Killebrew | |
| FS | 39. Minkah Fitzpatrick | 21. Tre Norwood | |
| NB | 35. Arthur Maulet | | |

SPECIALISTS


| | | |
|----|------------------------|----------------------|
| K | 9. Chris Boswell | |
| H | 6. Pressley Harvin III | |
| P | 6. Pressley Harvin III | |
| LS | 46. Christian Kuntz | |
| PR | 82. Steven Sims | 89. Gunner Olszewski |
| KR | 82. Steven Sims | 89. Gunner Olszewski |

PRONUNCIATION GUIDE

| | | | |
|-------------------------|-----------------------------|---------------------------|--------------------------|
| Tyson Alualu | AH-loo AH-loo | Gunner Olszewski | O-sheh-ski |
| Pat Freiermuth | Friar-mooth | Robert Spillane | Spuh-LANE |
| Najee Harris | NAH-jee | Mitch Trubisky | truh-BISS-kee |
| Miles Killebrew | KILLA-brew | Levi Wallace | LEE-vye (like the jeans) |
| Arthur Maulet | mah-LETT | Ahkello Witherspoon | uh-KELL-oh |
| Chukwuma Okorafor | Chuck-WOO-muh oh-KOR-uh-for | | |

| DATE | POS. | PLAYER | TRANSACTION | POS. | PLAYER | TRANSACTION |
|------|-------|-----------------------|--|-------|-----------------------|--|
| 10/2 | LB | Ryan Anderson | Restored to Practice Squad | CB | Josh Jackson | Restored to Practice Squad |
| 10/1 | LB | Ryan Anderson | Elevated to Active/Inactive Roster | CB | Josh Jackson | Elevated to Active/Inactive Roster |
| 9/30 | DB | Mark Gilbert | Signed to Practice Squad | C | Ryan McCollum | Released from Practice Squad |
| 9/27 | P | Jordan Berry | Signed to Practice Squad | LB | Delontae Scott | Released from Practice Squad |
| 9/23 | LB | Delontae Scott | Restored to Practice Squad | | | |
| 9/22 | LB | Delontae Scott | Elevated to Active/Inactive Roster | | | |
| 9/21 | DB | Quincy Wilson | Signed to Practice Squad | | | |
| 9/20 | WR | Jaquarii Roberson | Signed to Practice Squad | CB | Mark Gilbert | Released from Practice Squad |
| 9/18 | LB | Delontae Scott | Restored to Practice Squad | | | |
| 9/17 | LB | Delontae Scott | Elevated to Active/Inactive Roster | | | |
| 9/15 | LB | David Anenih | Signed to 53-man roster (off Tennessee Practice Squad) | LB | T.J. Watt | Placed on Reserve/Injured List |
| 9/13 | LB | Ryan Anderson | Signed to Practice Squad | WR | Jaquarii Roberson | Released from Practice Squad |
| | TE | Justin Rigg | Released from Practice Squad | | | |
| 9/7 | WR | Jaquarii Roberson | Signed to Practice Squad | LB | Hamilcar Rashed | Placed on Practice Squad/Injured List |
| 9/5 | S | Andrew Adams | Signed to Practice Squad | CB | Josh Jackson | Signed to Practice Squad |
| | LB | Delontae Scott | Signed to Practice Squad | | | |
| 9/2 | RB | Jason Huntley | Signed to Practice Squad | DT | Renell Wren | Signed to Practice Squad |
| 9/1 | LB | Marcus Allen | Signed to 53-man roster | T | Trent Scott | Signed to 53-man roster |
| | WR | Calvin Austin | Placed on Reserve/Injured List | S | Damontae Kazee | Placed on Reserve/Injured List |
| | CB | Mark Gilbert | Signed to Practice Squad | LB | Chapelle Russell | Signed to Practice Squad |
| | TE | Justin Rigg | Signed to Practice Squad | | | |
| 8/31 | RB | Anthony McFarland Jr. | Signed to Practice Squad | WR | Cody White | Signed to Practice Squad |
| | G | William Dunkle | Signed to Practice Squad | OL | John Leglue | Signed to Practice Squad |
| | C | Ryan McCollum | Signed to Practice Squad | DT | Carlos Davis | Signed to Practice Squad |
| | LB | Hamilcar Rashed | Signed to Practice Squad | S | Elijah Riley | Signed to Practice Squad |
| 8/30 | T | Trent Scott | Released | RB | Anthony McFarland Jr. | Released |
| | S | Elijah Riley | Released | CB | Chris Steele | Released |
| | DB | Linden Stephens | Released | DT | Carlos Davis | Released |
| | DT | Khalil Davis | Released | NT | Donovan Jeter | Released |
| | DE | Henry Mondeaux | Released | LB | Ron'Dell Carter | Released |
| | LB | Buddy Johnson | Released | LB | Hamilcar Rashed | Released |
| | LB | Delontae Scott | Released | LB | James Vaughters | Released |
| | G | William Dunkle | Released | T | Adrian Ealy | Released |
| | T | Chaz Green | Released | OL | John Leglue | Released |
| | C | Ryan McCollum | Released | RB | Max Borghi | Released |
| | TE | Kevin Rader | Released | TE | Jace Sternberger | Released |
| | WR | Tyler Sneed | Released | WR | Tyler Vaughns | Released |
| | WR | Cody White | Released | DB | Carlins Platel | Waived/Injured |
| | T | Jesse Davis | Acquired via Trade (MIN) | LB | Marcus Allen | Released |
| | CB | Justin Layne | Released | T | Joe Haeg | Released |
| | LB | Malik Reed | Acquired via Trade (DEN) | | | |
| 8/23 | LB | Genard Avery | Released | WR | Christian Blake | Released |
| | RB | Mataeo Durant | Released | QB | Chris Oladokun | Released |
| | K | Nick Sciba | Released | | | |
| 8/22 | T | Adrian Ealy | Signed to one-year contract | T | Jordan Tucker | Waived |
| 8/18 | RB | Max Borghi | Signed to one-year contract | RB | Master Teague | Waived/Injured |
| 8/16 | C | Ryan McCollum | Claimed off waivers (DET) | G | Nate Gilliam | Waived |
| | G | William Dunkle | Signed to one-year contract | S | Karl Joseph | Placed on Reserve/Injured List |
| | WR | Anthony Miller | Placed on Reserve/Injured List | | | |
| 8/15 | LB | Tuzar Skipper | Waived/Injured | LB | James Vaughters | Signed to one-year contract |
| 8/11 | LB | Hamilcar Rashed | Claimed off waivers (NYJ) | LB | Ulysees Gilbert III | Waived/Injured |
| | WR | Javon McKinley | Waived/Injured | WR | Christian Blake | Signed to one-year contract |
| 8/8 | DE | Tyson Alualu | Activated from Active/PUP List | LB | T.D. Moultry | Waived/Injured |
| | LB | Ron'Dell Carter | Signed to one-year contract | | | |
| 8/4 | S | Minkah Fitzpatrick | Activated from Active/NFI List | WR | Diontae Johnson | Signed to three-year contract |
| 8/3 | RB | Master Teague | Signed to one-year contract | RB | Jeremy McNichols | Placed on Reserve/Injured List |
| 8/1 | WR | Javon McKinley | Signed to one-year contract | LB | Tyree Johnson | Waived |
| 7/26 | DE | Tyson Alualu | Placed on Active/PUP List | S | Minkah Fitzpatrick | Placed on Active/NFI List |
| | RB | Jeremy McNichols | Signed to one-year contract | RB | Trey Edmunds | Released |
| 7/19 | DT | Doug Costin | Signed to one-year contract | | | |
| 6/23 | QB | Kenny Pickett | Signed to four-year contract | | | |
| 6/21 | DT | Larry Ogunjobi | Signed to one-year contract | | | |
| 6/15 | S | Minkah Fitzpatrick | Signed to five-year contract | | | |
| 6/6 | WR | Calvin Austin | Signed to four-year contract | | | |
| 6/2 | LB | Tuzar Skipper | Signed to one-year contract | | | |
| 6/1 | DE | Stephon Tuitt | Retired | | | |
| 5/31 | DT | Trevon Mason | Waived | | | |
| 5/20 | DL | DeMarvin Leal | Signed to four-year contract | | | |
| 5/16 | DT | Trevon Mason | Signed to one-year contract | DB | Carlins Platel | Signed to one-year contract |
| | K | Nick Sciba | Signed to one-year contract | WR | Tyler Sneed | Signed to one-year contract |
| | K | Sam Sloman | Waived | WR | Rico Bussey | Waived |
| 5/14 | TE/FB | Connor Heyward | Signed to four-year contract | LB | Mark Robinson | Signed to four-year contract |
| | QB | Chris Oladokun | Signed to four-year contract | | | |
| 5/13 | WR | George Pickens | Signed to four-year contract | OL | Trent Scott | Signed to one-year contract |
| | G | Malcolm Pridgeon | Waived | | | |
| 5/10 | LS | Rex Sunahara | Waived | LB | Tegray Scales | Waived |
| | CB | Isaiah Johnson | Waived/Injured | | | |
| 5/3 | S | Damontae Kazee | Signed to one-year contract | | | |
| 5/1 | OL | Jake Dixon | Agreed to terms | RB | Mataeo Durant | Agreed to terms |
| | DL | Donovan Jeter | Agreed to terms | LB | Tyree Johnson | Agreed to terms |
| | LB | T.D. Moultry | Agreed to terms | C | Chris Owens | Agreed to terms |
| | CB | Chris Steele | Agreed to terms | OL | Jordan Tucker | Agreed to terms |
| | RB | Jaylen Warren | Agreed to terms | CB | Bryce Watts | Agreed to terms |
| 4/30 | WR | Calvin Austin | Drafted in 4th round of 2022 NFL Draft (138th overall) | TE/FB | Connor Heyward | Drafted in 6th round of 2022 NFL Draft (208th overall) |
| | LB | Mark Robinson | Drafted in 7th round of 2022 NFL Draft (225th overall) | QB | Chris Oladokun | Drafted in 7th round of 2022 NFL Draft (241st overall) |
| 4/29 | WR | George Pickens | Drafted in 2nd round of 2022 NFL Draft (52nd overall) | DL | DeMarvin Leal | Drafted in 3rd round of 2022 NFL Draft (84th overall) |

| | | | | | |
|---------|--------------------------|--|----|---------------------|--|
| 4/28 QB | Kenny Pickett | Drafted in 1st round of 2022 NFL Draft (20th overall) | | | |
| 4/25 S | Terrell Edmunds | Signed to one-year contract | | | |
| 4/19 LB | Marcus Allen | Signed to one-year exclusive rights tender | WR | Miles Boykin | Claimed off waivers (BAL) |
| 4/12 C | J.C. Hassenauer | Signed to one-year exclusive rights tender | | | |
| 4/8 LB | Robert Spillane | Signed to one-year restricted free agent tender | | | |
| 3/31 LB | Genard Avery | Signed to one-year contract | S | Karl Joseph | Signed to one-year contract |
| 3/25 CB | Ahkello Witherspoon | Signed to two-year contract | | | |
| 3/22 DL | Montravius Adams | Signed to two-year contract | | | |
| 3/21 WR | Gunner Olszewski | Signed to two-year contract | | | |
| 3/17 QB | Mitchell Trubisky | Signed to two-year contract | G | James Daniels | Signed to three-year contract |
| | OL Mason Cole | Signed to three-year contract | LB | Joe Schobert | Released |
| | CB Levi Wallace | Signed to two-year contract | | | |
| 3/16 QB | Dwayne Haskins Jr. | Signed to one-year restricted free agent tender | T | Zach Banner | Released |
| 3/15 S | Miles Killebrew | Signed to two-year contract | | | |
| 3/14 T | Chukwuma Okorafor | Signed to three-year contract | CB | Arthur Maulet | Signed to two-year contract |
| 1/27 LB | John Simon | Signed Reserve/Future Contract | | | |
| 1/26 P | Cameron Nizialek | Signed Reserve/Future Contract | | | |
| 1/24 WR | Anthony Miller | Signed Reserve/Future Contract | | | |
| 1/21 T | Chaz Green | Signed Reserve/Future Contract | RB | Trey Edmunds | Signed Reserve/Future Contract |
| 1/19 LS | Christian Kuntz | Signed to one-year contract | DB | Isaiah Johnson | Signed Reserve/Future Contract |
| | WR Steven Sims Sr. | Signed Reserve/Future Contract | | | |
| 1/18 DE | Daniel Archibong | Signed Reserve/Future Contract | WR | Rico Bussey | Signed Reserve/Future Contract |
| | DT Khalil Davis | Signed Reserve/Future Contract | G | Nate Gilliam | Signed Reserve/Future Contract |
| | G Malcolm Pridgeon | Signed Reserve/Future Contract | LB | Delontae Scott | Signed Reserve/Future Contract |
| | K Sam Sloman | Signed Reserve/Future Contract | DB | Linden Stephens | Signed Reserve/Future Contract |
| | TE Jace Sternberger | Signed Reserve/Future Contract | S | Donovan Stiner | Signed Reserve/Future Contract |
| | LS Rex Sunahara | Signed Reserve/Future Contract | WR | Tyler Vaughns | Signed Reserve/Future Contract |
| 1/15 WR | JuJu Smith-Schuster | Activated from Reserve/Injured List | P | Corliss Waitman | Released |
| 1/14 K | Sam Sloman | Signed to Practice Squad | WR | Tyler Vaughns | Released from Practice Squad |
| | CB James Pierre | Placed on Reserve/COVID 19 List | | | |
| 1/13 WR | James Washington | Activated from the Reserve/COVID List | LB | Buddy Johnson | Placed on Practice Squad/COVID 19 List |
| 1/10 WR | Tyler Vaughns | Signed to Practice Squad | K | Sam Sloman | Released from Practice Squad |
| 1/8 CB | Joe Haden | Activated from the Reserve/COVID List | WR | Diontae Johnson | Activated from the Reserve/COVID List |
| | WR James Washington | Placed on Reserve/COVID 19 List | G | Rashaad Coward | Elevated to the Active/Inactive Roster |
| | DL Isaiah Buggs | Released | WR | Tyler Vaughns | Released from Practice Squad |
| | K Sam Sloman | Signed to Practice Squad | | | |
| 1/7 WR | Diontae Johnson | Activated from the Reserve/COVID List | G | Nate Gilliam | Signed to Practice Squad |
| | LB Buddy Johnson | Placed on Reserve/Injured List | WR | Rico Bussey | Released from Practice Squad |
| | WR Damion Willis | Released from Practice Squad | | | |
| 1/6 DL | Daniel Archibong | Restored to Practice Squad | WR | Diontae Johnson | Placed on Reserve/COVID 19 List |
| | C Kendrick Green | Placed on Reserve/COVID 19 List | | | |
| 1/5 CB | Joe Haden | Placed on Reserve/COVID 19 List | LB | Joe Schobert | Activated from the Reserve/COVID List |
| | DL Chris Wormley | Activated from the Reserve/COVID List | T | Zach Banner | Activated from the Reserve/COVID List |
| | LB Devin Bush | Activated from the Reserve/COVID List | DB | Arthur Maulet | Activated from the Reserve/COVID List |
| | RB Anthony McFarland Jr. | Activated from the Reserve/COVID List | | | |
| 1/4 WR | Anthony Miller | Restored to Practice Squad | WR | Steven Sims Sr. | Restored to Practice Squad |
| | WR Tyler Vaughns | Restored to Practice Squad | P | Cameron Nizialek | Released from Practice Squad |
| | K Sam Sloman | Released from Practice Squad | LB | Jacob Tuoti-Mariner | Terminated his own Practice Squad contract |
| 1/3 G | Rashaad Coward | Elevated to the Active/Inactive Roster as a COVID-19 Replacement | RB | Trey Edmunds | Elevated to Active/Inactive Roster as COVID-19 Replacement |
| | K Sam Sloman | Signed to Practice Squad | WR | Damion Willis | Placed on Practice Squad/COVID 19 List |
| | WR Darrius Shepherd | Released from Practice Squad | | | |
| 1/1 DL | Isaiah Buggs | Activated from the Reserve/COVID List | S | Karl Joseph | Restored to the Practice Squad |
| | LB Tegray Scales | Signed from Cincinnati Practice Squad | | | |



57

MONTRAVIUS ADAMS SR.
DEFENSIVE TACKLE

HEIGHT: 6-4
WEIGHT: 304
COLLEGE: Auburn
BORN: July 24, 1995

BIRTHPLACE: Vienna, GA
HOW ACQUIRED: FA '21
NFL EXPERIENCE: 6th year

REGULAR SEASON COMPARISON: DEFENSIVE - TAMPA BAY BUCCANEERS

| DATE | OPP | W/L | GP/GS | TACKLES | | | | ASST | SACK | YDS. | INT | TFL | PD | QBH | MISC | | |
|----------|---------|-----|-------|---------|------|-----|-----|------|------|------|-----|-----|----|-----|------|----|----|
| | | | | TOT | SOLO | TFL | YDS | | | | | | | | TD | FF | FR |
| 10/18/20 | GB @ TB | L | P | 4 | 3 | | | 1 | 0.0 | 0.0 | | 1 | 0 | 0 | 0 | 0 | 0 |
| TOTALS | | 1/0 | 1/0 | 1 | 0 | | | 1 | 0.0 | 0.0 | 0 | 0 | 0 | 0 | 0 | 0 | 0 |

MONTRAVIUS ADAMS SR.'S NFL REGULAR SEASON DEFENSIVE STATISTICS

| DATE | TEAM | GP | GS | TK | S | TACKLES | | | | | | INTERCEPTIONS | | | | O. FUMB | | | ST | | | MISC | | | |
|------------|----------|----|----|----|----|---------|---------------------------------------|-----|-----|-----|-----|---------------|-----|----|----|---------|----|----|----|-----|----|------|---|----|----|
| | | | | | | A | TFL | YDS | SK | YDS | QBH | NO | YDS | LG | TD | PD | FF | FR | TD | YDS | TK | S | A | FF | FR |
| 2017 | Packers | 7 | 0 | 2 | 1 | 1 | 0 | 0 | 0.0 | 0.0 | 1 | 0 | 0 | 0 | 0 | 0 | 0 | 0 | 0 | 0 | 0 | 0 | 0 | 0 | |
| 2018 | Packers | 16 | 1 | 20 | 11 | 9 | 1 | 2 | 1.5 | 3.5 | 0 | 0 | 0 | 0 | 0 | 1 | 0 | 0 | 0 | 0 | 0 | 0 | 0 | 0 | |
| 2019 | Packers | 14 | 2 | 11 | 4 | 7 | 0 | 0 | 0.0 | 0.0 | 2 | 0 | 0 | 0 | 3 | 0 | 1 | 0 | 0 | 0 | 0 | 0 | 0 | 0 | |
| 2020 | Packers | 8 | 0 | 11 | 6 | 5 | 2 | 1 | 0.0 | 0.0 | 0 | 0 | 0 | 0 | 0 | 0 | 0 | 0 | 0 | 0 | 0 | 0 | 0 | 0 | |
| 2021 | Patriots | 0 | 0 | 0 | 0 | 0 | 0 | 0 | 0.0 | 0.0 | 0 | 0 | 0 | 0 | 0 | 0 | 0 | 0 | 0 | 0 | 0 | 0 | 0 | 0 | |
| 2021 | Saints | 5 | 1 | 7 | 1 | 6 | Went from New England to New Orleans. | | | | | | | | | | | | | | | | | | |
| | | | | | | | 1 | 2 | 0.0 | 0.0 | 0 | 0 | 0 | 0 | 0 | 0 | 1 | 0 | 0 | 0 | 0 | 0 | 0 | 0 | 0 |
| | | | | | | | Went from New Orleans to Pittsburgh. | | | | | | | | | | | | | | | | | | |
| 2021 | Steelers | 5 | 3 | 8 | 6 | 2 | 1 | 3 | 0.0 | 0.0 | 3 | 0 | 0 | 0 | 0 | 1 | 0 | 0 | 0 | 0 | 0 | 0 | 0 | 0 | 0 |
| 2021 | TOTAL | 10 | 4 | 15 | 7 | 8 | 2 | 5 | 0.0 | 0.0 | 3 | 0 | 0 | 0 | 2 | 0 | 0 | 0 | 0 | 0 | 0 | 0 | 0 | 0 | 0 |
| 2022 | Steelers | 5 | 1 | 4 | 3 | 1 | 0 | 0 | 0.0 | 0.0 | 0 | 0 | 0 | 0 | 1 | 0 | 0 | 0 | 0 | 0 | 0 | 0 | 0 | 0 | 0 |
| NFL TOTALS | | 60 | 8 | 63 | 32 | 31 | 5 | 8 | 1.5 | 3.5 | 6 | 0 | 0 | 0 | 6 | 1 | 1 | 0 | 0 | 0 | 0 | 0 | 0 | 0 | 0 |

MONTRAVIUS ADAMS SR.'S NFL POSTSEASON DEFENSIVE STATISTICS

| TACKLES | | | | | | | | | | | INTERCEPTIONS | | | | O. FUMB | | | | ST | | | | MISC | | | | |
|------------|----------|----|----|----|---|---|-----|-----|-----|------|---------------|----|-----|----|---------|----|----|----|----|-----|----|---|------|----|----|---|---|
| DATE | TEAM | GP | GS | TK | S | A | TFL | YDS | SK | YDS | QBH | NO | YDS | LG | TD | PD | FF | FR | TD | YDS | TK | S | A | FF | FR | S | A |
| 2019 | Packers | 2 | 0 | 0 | 0 | 0 | 0 | 0 | 0.0 | 0.0 | 1 | 0 | 0 | 0 | 0 | 0 | 0 | 0 | 0 | 0 | 0 | 0 | 0 | 0 | 0 | 0 | 0 |
| 2020 | Packers | 0 | 0 | 0 | 0 | 0 | 0 | 0 | 0.0 | 0.0 | 0 | 0 | 0 | 0 | 0 | 0 | 0 | 0 | 0 | 0 | 0 | 0 | 0 | 0 | 0 | 0 | 0 |
| 2021 | Steelers | 1 | 0 | 2 | 2 | 0 | 1 | 10 | 1.0 | 10.0 | 1 | 0 | 0 | 0 | 0 | 0 | 0 | 0 | 0 | 0 | 0 | 0 | 0 | 0 | 0 | 0 | 0 |
| NFL TOTALS | | 3 | 0 | 2 | 2 | 0 | 1 | 10 | 1.0 | 10.0 | 2 | 0 | 0 | 0 | 0 | 0 | 0 | 0 | 0 | 0 | 0 | 0 | 0 | 0 | 0 | 0 | 0 |

SINGLE-GAME HIGHS: DEFENSIVE

| | | | |
|-----------------|--|-------------------|--|
| Total Tackles | 7 vs. Detroit Lions, Dec 30, 2018 5 at Los Angeles Chargers, Nov 03, 2019 | Forced Fumbles | 1 at Chicago Bears, Dec 16, 2018 |
| Solo Tackles | 5 at Los Angeles Chargers, Nov 03, 2019 4 vs. Detroit Lions, Dec 30, 2018 | Fumble Recoveries | 1 vs. Carolina Panthers, Nov 10, 2019 |
| Sacks | 1.0 vs. Miami Dolphins, Nov 11, 2018 0.5 at Chicago Bears, Dec 16, 2018 | Tackles For Loss | 2 at New York Jets, Dec 23, 2018 2 at Chicago Bears, Dec 16, 2018 |
| Passes Defensed | 1 vs. Baltimore Ravens, Dec 05, 2021 1 at Washington Football Team, Oct 10, 2021 ...3 more at 1. | | |

SINGLE-GAME HIGHS - POSTSEASON: DEFENSIVE

| | | | |
|---------------|---------------------------------------|------------------|---|
| Total Tackles | 2 at Kansas City Chiefs, Jan 16, 2022 | Sacks | 1.0 at Kansas City Chiefs, Jan 16, 2022 |
| Solo Tackles | 2 at Kansas City Chiefs, Jan 16, 2022 | Tackles For Loss | 1 at Kansas City Chiefs, Jan 16, 2022 |

2022 GAME-BY-GAME REGULAR-SEASON STATISTICS (STEELERS)

| DATE | OPPONENT | P/S | TACKLES | | | | | | | INTERCEPTIONS | | | | O. FUMB | | | ST | | | MISC | | W/L | SCORE | | | |
|--------------|------------|-----|---------|---|---|-----|-----|-----|-----|---------------|----|-----|----|---------|----|----|----|----|-----|------|---|-----|-------|---|-----|--------|
| | | | TK | S | A | SK | YDS | TFL | YDS | QBH | NO | YDS | LG | TD | PD | FF | FR | TD | YDS | TK | S | | | A | FF | FR |
| 09/11 | at Bengals | P | 1 | 1 | 0 | 0.0 | 0.0 | 0 | 0 | 0 | 0 | 0 | 0 | 0 | 0 | 0 | 0 | 0 | 0 | 0 | 0 | 0 | 0 | 0 | W | 23-20+ |
| 09/18 | Patriots | P | 1 | 0 | 1 | 0.0 | 0.0 | 0 | 0 | 0 | 0 | 0 | 0 | 0 | 0 | 0 | 0 | 0 | 0 | 0 | 0 | 0 | 0 | 0 | L | 14-17 |
| 09/22 | at Browns | P | 0 | 0 | 0 | 0.0 | 0.0 | 0 | 0 | 0 | 0 | 0 | 0 | 0 | 1 | 0 | 0 | 0 | 0 | 0 | 0 | 0 | 0 | 0 | L | 17-29 |
| 10/02 | Jets | S | 2 | 2 | 0 | 0.0 | 0.0 | 0 | 0 | 0 | 0 | 0 | 0 | 0 | 0 | 0 | 0 | 0 | 0 | 0 | 0 | 0 | 0 | 0 | L | 20-24 |
| 10/09 | at Bills | P | 0 | 0 | 0 | 0.0 | 0.0 | 0 | 0 | 0 | 0 | 0 | 0 | 0 | 0 | 0 | 0 | 0 | 0 | 0 | 0 | 0 | 0 | 0 | L | 3-38 |
| 2022 TOTALS | | 5-1 | 4 | 3 | 1 | 0.0 | 0.0 | 0 | 0 | 0 | 0 | 0 | 0 | 1 | 0 | 0 | 0 | 0 | 0 | 0 | 0 | 0 | 0 | 0 | 1-4 | |
| + - Overtime | | | | | | | | | | | | | | | | | | | | | | | | | | |

| DATE | | OPPONENT | P/S | TACKLES | | | | | | | | INTERCEPTIONS | | | | | | O. FUMB. | | | | ST | | | | MISC. | | | SCORE | | | | | |
|--------------|--|------------------|-----|---|---|---|-----|-----|-----|-----|-----|---------------|----|-----|---|---|----|----------|----|----|----|-----|---|---|---|-------|----|----|-------|---|---|-----|--------|--------|
| | | | | T | K | S | A | SK | YDS | TFL | YDS | QBH | NO | YDS | L | G | TD | PD | FF | FR | TD | YDS | T | K | S | A | FF | FR | S | A | | | | |
| 09/12 | | Dolphins | | DID NOT PLAY Went from Patriots to Saints. | | | | | | | | | | | | | | | | | | | | | | | | | | | | L | 16-17 | |
| 09/19 | | at Panthers | | ON INACTIVE LIST | | | | | | | | | | | | | | | | | | | | | | | | | | | | W | 7-26 | |
| 09/26 | | at Patriots | P | 1 | 0 | 1 | 0.0 | 0.0 | 0 | 0 | 0 | 0 | 0 | 0 | 0 | 0 | 0 | 0 | 0 | 0 | 0 | 0 | 0 | 0 | 0 | 0 | 0 | 0 | 0 | 0 | 0 | 0 | L | 28-13 |
| 10/03 | | Giants | | ON INACTIVE LIST | | | | | | | | | | | | | | | | | | | | | | | | | | | | L | 21-27+ | |
| 10/10 | | at Football Team | P | 3 | 1 | 2 | 0.0 | 0.0 | 1 | 2 | 0 | 0 | 0 | 0 | 0 | 0 | 0 | 1 | 0 | 0 | 0 | 0 | 0 | 0 | 0 | 0 | 0 | 0 | 0 | 0 | 0 | 0 | W | 33-22 |
| 10/25 | | at Seahawks | S | 2 | 0 | 2 | 0.0 | 0.0 | 0 | 0 | 0 | 0 | 0 | 0 | 0 | 0 | 0 | 0 | 0 | 0 | 0 | 0 | 0 | 0 | 0 | 0 | 0 | 0 | 0 | 0 | 0 | 0 | W | 13-10 |
| 10/31 | | Buccaneers | P | 1 | 0 | 1 | 0.0 | 0.0 | 0 | 0 | 0 | 0 | 0 | 0 | 0 | 0 | 0 | 0 | 0 | 0 | 0 | 0 | 0 | 0 | 0 | 0 | 0 | 0 | 0 | 0 | 0 | 0 | W | 36-27 |
| 11/07 | | Falcons | | ON INACTIVE LIST | | | | | | | | | | | | | | | | | | | | | | | | | | | | L | 25-27 | |
| 11/14 | | at Titans | P | 0 | 0 | 0 | 0.0 | 0.0 | 0 | 0 | 0 | 0 | 0 | 0 | 0 | 0 | 0 | 0 | 0 | 0 | 0 | 0 | 0 | 0 | 0 | 0 | 0 | 0 | 0 | 0 | 0 | 0 | L | 21-23 |
| 11/21 | | at Eagles | | PRACTICE SQUAD | | | | | | | | | | | | | | | | | | | | | | | | | | | | L | 29-40 | |
| 11/25 | | Bills | | PRACTICE SQUAD | | | | | | | | | | | | | | | | | | | | | | | | | | | | L | 6-31 | |
| | | | | Went from Saints to Steelers. | | | | | | | | | | | | | | | | | | | | | | | | | | | | | | |
| 12/05 | | Ravens | S | 2 | 1 | 1 | 0.0 | 0.0 | 0 | 0 | 0 | 0 | 0 | 0 | 0 | 0 | 0 | 1 | 0 | 0 | 0 | 0 | 0 | 0 | 0 | 0 | 0 | 0 | 0 | 0 | 0 | 0 | W | 20-19 |
| 12/09 | | at Vikings | P | 2 | 1 | 1 | 0.0 | 0.0 | 1 | 3 | 2 | 0 | 0 | 0 | 0 | 0 | 0 | 0 | 0 | 0 | 0 | 0 | 0 | 0 | 0 | 0 | 0 | 0 | 0 | 0 | 0 | 0 | L | 28-36 |
| 12/19 | | Titans | | RESERVE/COVID-19 | | | | | | | | | | | | | | | | | | | | | | | | | | | | W | 19-13 | |
| 12/26 | | at Chiefs | P | 2 | 2 | 0 | 0.0 | 0.0 | 0 | 0 | 0 | 1 | 0 | 0 | 0 | 0 | 0 | 0 | 0 | 0 | 0 | 0 | 0 | 0 | 0 | 0 | 0 | 0 | 0 | 0 | 0 | 0 | L | 10-36 |
| 01/03 | | Browns | S | 0 | 0 | 0 | 0.0 | 0.0 | 0 | 0 | 0 | 0 | 0 | 0 | 0 | 0 | 0 | 0 | 0 | 0 | 0 | 0 | 0 | 0 | 0 | 0 | 0 | 0 | 0 | 0 | 0 | 0 | W | 26-14 |
| 01/09 | | at Ravens | S | 2 | 2 | 0 | 0.0 | 0.0 | 0 | 0 | 0 | 0 | 0 | 0 | 0 | 0 | 0 | 0 | 0 | 0 | 0 | 0 | 0 | 0 | 0 | 0 | 0 | 0 | 0 | 0 | 0 | 0 | W | 16-13+ |
| 2021 TOTALS | | 10-4 | | 15 | 7 | 8 | 0.0 | 0.0 | 2 | 5 | 3 | 0 | 0 | 0 | 0 | 0 | 2 | 0 | 0 | 0 | 0 | 0 | 0 | 0 | 0 | 0 | 0 | 0 | 0 | 0 | 0 | 8-9 | | |
| + : Overtime | | | | | | | | | | | | | | | | | | | | | | | | | | | | | | | | | | |

| DATE | OPPONENT | P/S | TACKLES | | | | | | | INTERCEPTIONS | | | | O. FUMB | | | | ST | | | | MISC | | W/L | SCORE | | | | | | | | | |
|-------------|---------------|-----|---------|----|---|-----|-----|-----|-----|----------------------|----|-----|----|---------|----|----|----|----|-----|----|---|------|----|-----|-------|---------|-------|---|--|--|--|--|---|-------|
| | | | TK | S | A | SK | YDS | TFL | YDS | QBH | NO | YDS | LG | TD | PD | FF | FR | TD | YDS | TK | S | A | FF | | | FR | S | A | | | | | | |
| 09/13 | at Vikings | | | | | | | | | GAME INACTIVE/INJURY | | | | | | | | | | | | | | | | | | | | | | | W | 43-34 |
| 09/20 | Lions | P | 1 | 0 | 1 | 0.0 | 0.0 | 0 | 0 | 0 | 0 | 0 | 0 | 0 | 0 | 0 | 0 | 0 | 0 | 0 | 0 | 0 | 0 | 0 | 0 | W | 42-21 | | | | | | | |
| 09/27 | at Saints | P | 1 | 0 | 1 | 0.0 | 0.0 | 0 | 0 | 0 | 0 | 0 | 0 | 0 | 0 | 0 | 0 | 0 | 0 | 0 | 0 | 0 | 0 | 0 | W | 37-30 | | | | | | | | |
| 10/05 | Falcons | P | 1 | 0 | 1 | 0.0 | 0.0 | 0 | 0 | 0 | 0 | 0 | 0 | 0 | 0 | 0 | 0 | 0 | 0 | 0 | 0 | 0 | 0 | 0 | W | 30-16 | | | | | | | | |
| 10/18 | at Buccaneers | P | 4 | 3 | 1 | 0.0 | 0.0 | 1 | 0 | 0 | 0 | 0 | 0 | 0 | 0 | 0 | 0 | 0 | 0 | 0 | 0 | 0 | 0 | 0 | W | L 10-38 | | | | | | | | |
| 10/25 | at Texans | P | 1 | 0 | 1 | 0.0 | 0.0 | 0 | 0 | 0 | 0 | 0 | 0 | 0 | 0 | 0 | 0 | 0 | 0 | 0 | 0 | 0 | 0 | 0 | W | 35-20 | | | | | | | | |
| 11/01 | Vikings | P | 0 | 0 | 0 | 0.0 | 0.0 | 0 | 0 | 0 | 0 | 0 | 0 | 0 | 0 | 0 | 0 | 0 | 0 | 0 | 0 | 0 | 0 | 0 | L | 22-28 | | | | | | | | |
| 11/05 | at 49ers | P | 2 | 2 | 0 | 0.0 | 0.0 | 1 | 1 | 0 | 0 | 0 | 0 | 0 | 0 | 0 | 0 | 0 | 0 | 0 | 0 | 0 | 0 | 0 | W | 34-17 | | | | | | | | |
| 11/15 | Jaguars | P | 1 | 1 | 0 | 0.0 | 0.0 | 0 | 0 | 0 | 0 | 0 | 0 | 0 | 0 | 0 | 0 | 0 | 0 | 0 | 0 | 0 | 0 | 0 | W | 24-20 | | | | | | | | |
| 11/22 | at Colts | | | | | | | | | GAME INACTIVE/INJURY | | | | | | | | | | | | | | | | | | | | | | | L | 31-34 |
| 11/29 | Bears | | | | | | | | | INJURED RESERVE | | | | | | | | | | | | | | | | | | | | | | | W | 41-25 |
| 12/06 | Eagles | | | | | | | | | INJURED RESERVE | | | | | | | | | | | | | | | | | | | | | | | W | 30-16 |
| 12/13 | at Lions | | | | | | | | | INJURED RESERVE | | | | | | | | | | | | | | | | | | | | | | | W | 31-24 |
| 12/19 | Panthers | | | | | | | | | INJURED RESERVE | | | | | | | | | | | | | | | | | | | | | | | W | 24-16 |
| 12/27 | Titans | | | | | | | | | INJURED RESERVE | | | | | | | | | | | | | | | | | | | | | | | W | 40-14 |
| 01/03 | at Bears | | | | | | | | | INJURED RESERVE | | | | | | | | | | | | | | | | | | | | | | | W | 35-16 |
| 2020 TOTALS | | | 8-0 | 11 | 6 | 5 | 0.0 | 0.0 | 2 | 1 | 0 | 0 | 0 | 0 | 0 | 0 | 0 | 0 | 0 | 0 | 0 | 0 | 0 | 0 | 13-3 | | | | | | | | | |
| ±: Overtime | | | | | | | | | | | | | | | | | | | | | | | | | | | | | | | | | | |

[illegible]

2018 GAME-BY-GAME REGULAR-SEASON STATISTICS (PACKERS)


| DATE | OPPONENT | P/S | TACKLES | | | | | | | INTERCEPTIONS | | | | | O. FUMB | | | | ST | | | | MISC | | W/L | SCORE | |
|-------------|-------------|------|---------|----|---|-----|-----|-----|-----|---------------|----|-----|----|----|---------|----|----|----|-----|----|---|---|------|----|-----|-------|--------|
| | | | TK | S | A | SK | YDS | TFL | YDS | QBH | NO | YDS | LG | TD | PD | FF | FR | TD | YDS | TK | S | A | FF | FR | | | S |
| 09/09 | Bears | P | 1 | 1 | 0 | 0.0 | 0.0 | 0 | 0 | 0 | 0 | 0 | 0 | 0 | 0 | 0 | 0 | 0 | 0 | 0 | 0 | 0 | 0 | 0 | 0 | W | 24-23 |
| 09/16 | Vikings | P | 0 | 0 | 0 | 0.0 | 0.0 | 0 | 0 | 0 | 0 | 0 | 0 | 0 | 0 | 0 | 0 | 0 | 0 | 0 | 0 | 0 | 0 | 0 | 0 | T | 29-29 |
| 09/23 | at Redskins | P | 0 | 0 | 0 | 0.0 | 0.0 | 0 | 0 | 0 | 0 | 0 | 0 | 0 | 0 | 0 | 0 | 0 | 0 | 0 | 0 | 0 | 0 | 0 | 0 | L | 17-31 |
| 09/30 | Bills | P | 0 | 0 | 0 | 0.0 | 0.0 | 0 | 0 | 0 | 0 | 0 | 0 | 0 | 0 | 0 | 0 | 0 | 0 | 0 | 0 | 0 | 0 | 0 | 0 | W | 22-0 |
| 10/07 | at Lions | P | 0 | 0 | 0 | 0.0 | 0.0 | 0 | 0 | 0 | 0 | 0 | 0 | 0 | 0 | 0 | 0 | 0 | 0 | 0 | 0 | 0 | 0 | 0 | 0 | L | 23-31 |
| 10/15 | 49ers | P | 0 | 0 | 0 | 0.0 | 0.0 | 0 | 0 | 0 | 0 | 0 | 0 | 0 | 0 | 0 | 0 | 0 | 0 | 0 | 0 | 0 | 0 | 0 | 0 | W | 33-30 |
| 10/28 | at Rams | P | 1 | 0 | 1 | 0.0 | 0.0 | 0 | 0 | 0 | 0 | 0 | 0 | 0 | 0 | 0 | 0 | 0 | 0 | 0 | 0 | 0 | 0 | 0 | 0 | L | 27-29 |
| 11/04 | at Patriots | P | 0 | 0 | 0 | 0.0 | 0.0 | 0 | 0 | 0 | 0 | 0 | 0 | 0 | 0 | 0 | 0 | 0 | 0 | 0 | 0 | 0 | 0 | 0 | 0 | L | 17-31 |
| 11/11 | Dolphins | P | 1 | 1 | 0 | 1.0 | 2.0 | 1 | 2 | 1 | 0 | 0 | 0 | 0 | 0 | 0 | 0 | 0 | 0 | 0 | 0 | 0 | 0 | 0 | 0 | W | 31-12 |
| 11/15 | at Seahawks | P | 0 | 0 | 0 | 0.0 | 0.0 | 0 | 0 | 0 | 0 | 0 | 0 | 0 | 0 | 0 | 0 | 0 | 0 | 0 | 0 | 0 | 0 | 0 | 0 | L | 24-27 |
| 11/25 | at Vikings | P | 3 | 2 | 1 | 0.0 | 0.0 | 0 | 0 | 0 | 0 | 0 | 0 | 0 | 0 | 0 | 0 | 0 | 0 | 0 | 0 | 0 | 0 | 0 | 0 | L | 17-24 |
| 12/02 | Cardinals | P | 1 | 1 | 0 | 0.0 | 0.0 | 0 | 0 | 0 | 0 | 0 | 0 | 0 | 0 | 0 | 0 | 0 | 0 | 0 | 0 | 0 | 0 | 0 | 0 | L | 17-20 |
| 12/09 | Falcons | P | 1 | 1 | 0 | 0.0 | 0.0 | 0 | 0 | 0 | 0 | 0 | 0 | 0 | 0 | 0 | 0 | 0 | 0 | 0 | 0 | 0 | 0 | 0 | 0 | W | 34-20 |
| 12/16 | at Bears | P | 3 | 2 | 1 | 0.5 | 1.5 | 0 | 0 | 1 | 0 | 0 | 0 | 0 | 0 | 1 | 0 | 0 | 0 | 0 | 0 | 0 | 0 | 0 | 0 | L | 17-24 |
| 12/23 | at Jets | S | 2 | 0 | 2 | 0.0 | 0.0 | 0 | 0 | 0 | 0 | 0 | 0 | 0 | 0 | 0 | 0 | 0 | 0 | 0 | 0 | 0 | 0 | 0 | 0 | W | 44-38+ |
| 12/30 | Lions | P | 7 | 3 | 4 | 0.0 | 0.0 | 0 | 0 | 0 | 0 | 0 | 0 | 0 | 0 | 0 | 0 | 0 | 0 | 0 | 0 | 0 | 0 | 0 | 0 | L | 0-31 |
| 2018 TOTALS | | 16-1 | 20 | 11 | 9 | 1.5 | 3.5 | 1 | 2 | 2 | 0 | 0 | 0 | 0 | 0 | 1 | 0 | 0 | 0 | 0 | 0 | 0 | 0 | 0 | 0 | 6-9-1 | |

+ - Overtime

2017 GAME-BY-GAME REGULAR-SEASON STATISTICS (PACKERS)

| DATE | OPPONENT | P/S | TACKLES | | | | | | | INTERCEPTIONS | | | | | O. FUMB | | | | ST | | | | MISC | | W/L | SCORE | | |
|-------------|-------------|-----|---------|---|---|-----|-----|-----|-----|---------------|----------|-----|----|----|---------|----|----|----|-----|----|---|---|------|----|-----|-------|--------|---|
| | | | TK | S | A | SK | YDS | TFL | YDS | QBH | NO | YDS | LG | TD | PD | FF | FR | TD | YDS | TK | S | A | FF | FR | | | S | A |
| 09/10 | Seahawks | | | | | | | | | | INACTIVE | | | | | | | | | | | | | | | W | 17-9 | |
| 09/17 | at Falcons | | | | | | | | | | INACTIVE | | | | | | | | | | | | | | | L | 23-34 | |
| 09/24 | Bengals | P | 0 | 0 | 0 | 0.0 | 0.0 | 0 | 0 | 0 | 0 | 0 | 0 | 0 | 0 | 0 | 0 | 0 | 0 | 0 | 0 | 0 | 0 | 0 | 0 | W | 27-24+ | |
| 09/28 | Bears | | | | | | | | | | INACTIVE | | | | | | | | | | | | | | | W | 35-14 | |
| 10/08 | at Cowboys | | | | | | | | | | INACTIVE | | | | | | | | | | | | | | | W | 35-31 | |
| 10/15 | at Vikings | | | | | | | | | | INACTIVE | | | | | | | | | | | | | | | L | 10-23 | |
| 10/22 | Saints | | | | | | | | | | INACTIVE | | | | | | | | | | | | | | | L | 17-26 | |
| 11/06 | Lions | P | 0 | 0 | 0 | 0.0 | 0.0 | 0 | 0 | 0 | 0 | 0 | 0 | 0 | 0 | 0 | 0 | 0 | 0 | 0 | 0 | 0 | 0 | 0 | 0 | L | 17-30 | |
| 11/12 | at Bears | P | 0 | 0 | 0 | 0.0 | 0.0 | 0 | 0 | 1 | 0 | 0 | 0 | 0 | 0 | 0 | 0 | 0 | 0 | 0 | 0 | 0 | 0 | 0 | 0 | W | 23-16 | |
| 11/19 | Ravens | | | | | | | | | | INACTIVE | | | | | | | | | | | | | | | L | 0-23 | |
| 11/26 | at Steelers | P | 1 | 0 | 1 | 0.0 | 0.0 | 0 | 0 | 0 | 0 | 0 | 0 | 0 | 0 | 0 | 0 | 0 | 0 | 0 | 0 | 0 | 0 | 0 | 0 | L | 28-31 | |
| 12/03 | Buccaneers | | | | | | | | | | INACTIVE | | | | | | | | | | | | | | | W | 26-20+ | |
| 12/10 | at Browns | P | 1 | 1 | 0 | 0.0 | 0.0 | 0 | 0 | 0 | 0 | 0 | 0 | 0 | 0 | 0 | 0 | 0 | 0 | 0 | 0 | 0 | 0 | 0 | 0 | W | 27-21+ | |
| 12/17 | at Panthers | | | | | | | | | | INACTIVE | | | | | | | | | | | | | | | L | 24-31 | |
| 12/23 | Vikings | P | 0 | 0 | 0 | 0.0 | 0.0 | 0 | 0 | 0 | 0 | 0 | 0 | 0 | 0 | 0 | 0 | 0 | 0 | 0 | 0 | 0 | 0 | 0 | 0 | L | 0-16 | |
| 12/31 | at Lions | P | 0 | 0 | 0 | 0.0 | 0.0 | 0 | 0 | 0 | 0 | 0 | 0 | 0 | 0 | 0 | 0 | 0 | 0 | 0 | 0 | 0 | 0 | 0 | 0 | L | 11-35 | |
| 2017 TOTALS | | | 7-0 | 2 | 1 | 1 | 0.0 | 0.0 | 0 | 0 | 1 | 0 | 0 | 0 | 0 | 0 | 0 | 0 | 0 | 0 | 0 | 0 | 0 | 0 | 0 | 0 | 7-9 | |

+ - Overtime



27

MARCUS ALLEN

LINEBACKER

HEIGHT: 6-2
WEIGHT: 215
COLLEGE: Penn State
BORN: August 7, 1996

BIRTHPLACE: Silver Spring, MD
HOW ACQUIRED: D5a 18
NFL EXPERIENCE: 4th year

MARCUS ALLEN'S NFL REGULAR SEASON DEFENSIVE STATISTICS

| DATE | TEAM | GP | GS | TK | S | TACKLES | | | | | QBH | INTERCEPTIONS | | | | | O. FUMB | | | | | ST | | | MISC | |
|------------|----------|----|----|----|----|---------|-----|-----|-----|-----|-----|---------------|-----|----|----|----|---------|----|----|-----|----|----|---|----|------|----|
| | | | | | | A | TFL | YDS | SK | YDS | | NO | YDS | LG | TD | PD | FF | FR | TD | YDS | TK | S | A | FF | FR | TD |
| 2018 | Steelers | 2 | 0 | 2 | 1 | 1 | 0 | 0 | 0.0 | 0.0 | 0 | 0 | 0 | 0 | 0 | 0 | 0 | 0 | 0 | 0 | 0 | 0 | 0 | 0 | 0 | 0 |
| 2019 | Steelers | 1 | 0 | 0 | 0 | 0 | 0 | 0 | 0.0 | 0.0 | 0 | 0 | 0 | 0 | 0 | 0 | 0 | 0 | 0 | 0 | 0 | 0 | 0 | 0 | 0 | 0 |
| 2020 | Steelers | 14 | 2 | 24 | 14 | 10 | 2 | 3 | 0.0 | 0.0 | 2 | 0 | 0 | 0 | 0 | 0 | 0 | 0 | 0 | 6 | 5 | 1 | 0 | 0 | 0 | 0 |
| 2021 | Steelers | 16 | 1 | 7 | 3 | 4 | 0 | 0 | 0.0 | 0.0 | 0 | 0 | 0 | 0 | 0 | 0 | 0 | 0 | 0 | 6 | 3 | 3 | 0 | 0 | 0 | 0 |
| 2022 | Steelers | 5 | 0 | 0 | 0 | 0 | 0 | 0 | 0.0 | 0.0 | 0 | 0 | 0 | 0 | 0 | 0 | 0 | 0 | 0 | 1 | 1 | 0 | 0 | 0 | 0 | 0 |
| NFL TOTALS | | 38 | 3 | 33 | 18 | 15 | 2 | 3 | 0.0 | 0.0 | 2 | 0 | 0 | 0 | 0 | 0 | 0 | 0 | 0 | 13 | 9 | 4 | 0 | 0 | 0 | 0 |

MARCUS ALLEN'S NFL POSTSEASON DEFENSIVE STATISTICS

| TACKLES | | | | | | | | | | | INTERCEPTIONS | | | | | O. FUMB | | | ST | | | MISC | | | | | | |
|------------|----------|----|----|----|---|---|-----|-----|-----|-----|---------------|----|-----|----|----|---------|----|----|----|-----|----|------|---|----|----|----|---|---|
| DATE | TEAM | GP | GS | TK | S | A | TFL | YDS | SK | YDS | QBH | NO | YDS | LG | TD | PD | FF | FR | TD | YDS | TK | S | A | FF | FR | TD | S | A |
| 2020 | Steelers | 1 | 0 | 0 | 0 | 0 | 0 | 0 | 0.0 | 0.0 | 0 | 0 | 0 | 0 | 0 | 0 | 0 | 0 | 0 | 0 | 0 | 0 | 0 | 0 | 0 | 0 | 0 | 0 |
| 2021 | Steelers | 1 | 0 | 1 | 0 | 1 | 0 | 0 | 0.0 | 0.0 | 0 | 0 | 0 | 0 | 0 | 0 | 0 | 0 | 0 | 0 | 1 | 0 | 1 | 0 | 0 | 0 | 0 | 0 |
| NFL TOTALS | | 2 | 0 | 1 | 0 | 1 | 0 | 0 | 0.0 | 0.0 | 0 | 0 | 0 | 0 | 0 | 0 | 0 | 0 | 0 | 0 | 1 | 0 | 1 | 0 | 0 | 0 | 0 | 0 |

SINGLE-GAME HIGHS: DEFENSIVE

| | | | |
|---------------|-------------------------------------|-----------------------|-------------------------------------|
| Total Tackles | 8 at Buffalo Bills, Dec 13, 2020 | Tackles For Loss | 1 at Cleveland Browns, Jan 03, 2021 |
| | 7 at Cleveland Browns, Jan 03, 2021 | | 1 at Buffalo Bills, Dec 13, 2020 |
| Solo Tackles | 6 at Cleveland Browns, Jan 03, 2021 | Special Teams Tackles | 3 at Baltimore Ravens, Jan 09, 2022 |
| | 5 at Buffalo Bills, Dec 13, 2020 | | 2 vs. Houston Texans, Sep 27, 2020 |

SINGLE-GAME HIGHS - POSTSEASON: DEFENSIVE

| | | | |
|---------------|---------------------------------------|-----------------------|---------------------------------------|
| Total Tackles | 1 at Kansas City Chiefs, Jan 16, 2022 | Special Teams Tackles | 1 at Kansas City Chiefs, Jan 16, 2022 |
|---------------|---------------------------------------|-----------------------|---------------------------------------|

2022 GAME-BY-GAME REGULAR-SEASON STATISTICS (STEELERS)

| DATE | OPPONENT | P/S | TACKLES | | | | | | | INTERCEPTIONS | | | | | O. FUMB | | | ST | | | MISC | | W/L | SCORE | | | |
|--------------|------------|-----|---------|---|---|-----|-----|-----|-----|---------------|----|-----|----|----|---------|----|----|----|-----|----|------|---|-----|-------|----|-----|--------|
| | | | TK | S | A | SK | YDS | TFL | YDS | QBH | NO | YDS | LG | TD | PD | FF | FR | TD | YDS | TK | S | A | | | FF | FR | TD |
| 09/11 | at Bengals | P | 0 | 0 | 0 | 0.0 | 0.0 | 0 | 0 | 0 | 0 | 0 | 0 | 0 | 0 | 0 | 0 | 0 | 0 | 0 | 0 | 0 | 0 | 0 | 0 | W | 23-20+ |
| 09/18 | Patriots | P | 0 | 0 | 0 | 0.0 | 0.0 | 0 | 0 | 0 | 0 | 0 | 0 | 0 | 0 | 0 | 0 | 0 | 1 | 1 | 0 | 0 | 0 | 0 | 0 | L | 14-17 |
| 09/22 | at Browns | P | 0 | 0 | 0 | 0.0 | 0.0 | 0 | 0 | 0 | 0 | 0 | 0 | 0 | 0 | 0 | 0 | 0 | 0 | 0 | 0 | 0 | 0 | 0 | 0 | L | 17-29 |
| 10/02 | Jets | P | 0 | 0 | 0 | 0.0 | 0.0 | 0 | 0 | 0 | 0 | 0 | 0 | 0 | 0 | 0 | 0 | 0 | 0 | 0 | 0 | 0 | 0 | 0 | 0 | L | 20-24 |
| 10/09 | at Bills | P | 0 | 0 | 0 | 0.0 | 0.0 | 0 | 0 | 0 | 0 | 0 | 0 | 0 | 0 | 0 | 0 | 0 | 0 | 0 | 0 | 0 | 0 | 0 | 0 | L | 3-38 |
| 2022 TOTALS | | 5-0 | 0 | 0 | 0 | 0.0 | 0.0 | 0 | 0 | 0 | 0 | 0 | 0 | 0 | 0 | 0 | 0 | 0 | 1 | 1 | 0 | 0 | 0 | 0 | 0 | 1-4 | |
| + - Overtime | | | | | | | | | | | | | | | | | | | | | | | | | | | |

2021 GAME-BY-GAME REGULAR-SEASON STATISTICS (STEELERS)


| DATE | OPPONENT | P/S | TACKLES | | | | | | | INTERCEPTIONS | | | | O. FUMB | | | ST | | | MISC | | W/L | SCORE | | | | | | |
|-------------|-------------|------|---------|---|---|-----|-----|-----|-----|------------------|----|-----|----|---------|----|----|----|----|-----|------|---|-----|-------|---|----|--------|---|---|-------|
| | | | TK | S | A | SK | YDS | TFL | YDS | QBH | NO | YDS | LG | TD | PD | FF | FR | TD | YDS | TK | S | | | A | FF | FR | S | A | |
| 09/12 | at Bills | P | 0 | 0 | 0 | 0.0 | 0.0 | 0 | 0 | 0 | 0 | 0 | 0 | 0 | 0 | 0 | 0 | 0 | 0 | 0 | 0 | 0 | 0 | 0 | W | 23-16 | | | |
| 09/19 | Raiders | P | 0 | 0 | 0 | 0.0 | 0.0 | 0 | 0 | 0 | 0 | 0 | 0 | 0 | 0 | 0 | 0 | 0 | 0 | 0 | 0 | 0 | 0 | 0 | L | 17-26 | | | |
| 09/26 | Bengals | P | 0 | 0 | 0 | 0.0 | 0.0 | 0 | 0 | 0 | 0 | 0 | 0 | 0 | 0 | 0 | 0 | 0 | 0 | 0 | 0 | 0 | 0 | 0 | L | 10-24 | | | |
| 10/03 | at Packers | P | 0 | 0 | 0 | 0.0 | 0.0 | 0 | 0 | 0 | 0 | 0 | 0 | 0 | 0 | 0 | 0 | 0 | 0 | 0 | 0 | 0 | 0 | 0 | L | 17-27 | | | |
| 10/10 | Broncos | P | 0 | 0 | 0 | 0.0 | 0.0 | 0 | 0 | 0 | 0 | 0 | 0 | 0 | 0 | 0 | 0 | 0 | 0 | 0 | 0 | 0 | 0 | 0 | W | 27-19 | | | |
| 10/17 | Seahawks | P | 0 | 0 | 0 | 0.0 | 0.0 | 0 | 0 | 0 | 0 | 0 | 0 | 0 | 0 | 0 | 0 | 0 | 0 | 0 | 0 | 0 | 0 | 0 | W | 23-20+ | | | |
| 10/31 | at Browns | P | 0 | 0 | 0 | 0.0 | 0.0 | 0 | 0 | 0 | 0 | 0 | 0 | 0 | 0 | 0 | 0 | 0 | 0 | 0 | 0 | 0 | 0 | 0 | W | 15-10 | | | |
| 11/08 | Bears | P | 0 | 0 | 0 | 0.0 | 0.0 | 0 | 0 | 0 | 0 | 0 | 0 | 0 | 0 | 0 | 0 | 0 | 0 | 0 | 0 | 0 | 0 | 0 | W | 29-27 | | | |
| 11/14 | Lions | P | 0 | 0 | 0 | 0.0 | 0.0 | 0 | 0 | 0 | 0 | 0 | 0 | 0 | 0 | 0 | 0 | 0 | 0 | 0 | 0 | 0 | 0 | 0 | T | 16-16 | | | |
| 11/21 | at Chargers | P | 0 | 0 | 0 | 0.0 | 0.0 | 0 | 0 | 0 | 0 | 0 | 0 | 0 | 0 | 0 | 0 | 0 | 1 | 1 | 0 | 0 | 0 | 0 | L | 37-41 | | | |
| 11/28 | at Bengals | P | 0 | 0 | 0 | 0.0 | 0.0 | 0 | 0 | 0 | 0 | 0 | 0 | 0 | 0 | 0 | 0 | 0 | 0 | 0 | 0 | 0 | 0 | 0 | L | 10-41 | | | |
| 12/05 | Ravens | P | 0 | 0 | 0 | 0.0 | 0.0 | 0 | 0 | 0 | 0 | 0 | 0 | 0 | 0 | 0 | 0 | 0 | 0 | 0 | 0 | 0 | 0 | 0 | W | 20-19 | | | |
| 12/09 | at Vikings | P | 1 | 0 | 1 | 0.0 | 0.0 | 0 | 0 | 0 | 0 | 0 | 0 | 0 | 0 | 0 | 0 | 0 | 0 | 0 | 0 | 0 | 0 | 0 | L | 28-36 | | | |
| 12/19 | Titans | P | 1 | 1 | 0 | 0.0 | 0.0 | 0 | 0 | 0 | 0 | 0 | 0 | 0 | 0 | 0 | 0 | 0 | 0 | 0 | 0 | 0 | 0 | 0 | W | 19-13 | | | |
| 12/26 | at Chiefs | | | | | | | | | RESERVE/COVID-19 | | | | | | | | | | | | | | | | | | L | 10-36 |
| 01/03 | Browns | S | 4 | 2 | 2 | 0.0 | 0.0 | 0 | 0 | 0 | 0 | 0 | 0 | 0 | 0 | 0 | 0 | 0 | 1 | 0 | 1 | 0 | 0 | 0 | W | 26-14 | | | |
| 01/09 | at Ravens | P | 1 | 0 | 1 | 0.0 | 0.0 | 0 | 0 | 0 | 0 | 0 | 0 | 0 | 0 | 0 | 0 | 0 | 3 | 1 | 2 | 0 | 0 | 0 | W | 16-13+ | | | |
| 2021 TOTALS | | 16-1 | 7 | 3 | 4 | 0.0 | 0.0 | 0 | 0 | 0 | 0 | 0 | 0 | 0 | 0 | 0 | 0 | 0 | 6 | 3 | 3 | 0 | 0 | 0 | 0 | 9-7-1 | | | |
| ±: Overtime | | | | | | | | | | | | | | | | | | | | | | | | | | | | | |

2021 GAME-BY-GAME POSTSEASON STATISTICS (STEELERS)

| | | | TACKLES | | | | | | | | INTERCEPTIONS | | | | | O. FUMB | | | | ST | | | | MISC | | | | |
|-------------|-----------|-----|---------|---|---|-----|-----|-----|-----|-----|---------------|-----|----|----|----|---------|----|----|-----|----|---|---|----|------|---|---|-----|-------|
| DATE | OPPONENT | P/S | TK | S | A | SK | YDS | TFL | YDS | QBH | NO | YDS | LG | TD | PD | FF | FR | TD | YDS | TK | S | A | FF | FR | S | A | W/L | SCORE |
| 01/16 | at Chiefs | P | 1 | 0 | 1 | 0.0 | 0.0 | 0 | 0 | 0 | 0 | 0 | 0 | 0 | 0 | 0 | 0 | 0 | 0 | 1 | 0 | 1 | 0 | 0 | 0 | 0 | L | 21-42 |
| 2021 TOTALS | | | 1-0 | 1 | 0 | 1 | 0.0 | 0.0 | 0 | 0 | 0 | 0 | 0 | 0 | 0 | 0 | 0 | 0 | 0 | 1 | 0 | 1 | 0 | 0 | 0 | 0 | 0-1 | |

2020 GAME-BY-GAME POSTSEASON STATISTICS (STEELERS)

| | | | TACKLES | | | | | | | | INTERCEPTIONS | | | | | O. FUMB | | | | ST | | | | MISC | | | | |
|-------------|----------|-----|---------|---|---|-----|-----|-----|-----|-----|---------------|-----|----|----|----|---------|----|----|-----|----|---|---|----|------|---|---|-----|-------|
| DATE | OPPONENT | P/S | TK | S | A | SK | YDS | TFL | YDS | QBH | NO | YDS | LG | TD | PD | FF | FR | TD | YDS | TK | S | A | FF | FR | S | A | W/L | SCORE |
| 01/10 | Browns | P | 0 | 0 | 0 | 0.0 | 0.0 | 0 | 0 | 0 | 0 | 0 | 0 | 0 | 0 | 0 | 0 | 0 | 0 | 0 | 0 | 0 | 0 | 0 | 0 | 0 | L | 37-48 |
| 2020 TOTALS | | | 1 | 0 | 0 | 0.0 | 0.0 | 0 | 0 | 0 | 0 | 0 | 0 | 0 | 0 | 0 | 0 | 0 | 0 | 0 | 0 | 0 | 0 | 0 | 0 | 0 | 0-1 | |



94

(4th year, 4th year)

TYSON ALUALU

DEFENSIVE END

HEIGHT: 6-3

WEIGHT: 304


COLLEGE: California

BORN: May 12, 1987

BIRTHPLACE: Honolulu, HI

HOW ACQUIRED: UFA 17

NFL EXPERIENCE: 13th year



REGULAR SEASON COMPARISON: DEFENSIVE - TAMPA BAY BUCCANEERS

| DATE | OPP | W/L | GP/GS | TACKLES | | | | ASST | SACK | YDS. | INT | TFL | PD | QBH | MISC | | |
|----------|------------|-----|-------|---------|------|-----|-----|------|------|------|-----|-----|----|-----|------|----|----|
| | | | | TOT | SOLO | TFL | YDS | | | | | | | | TD | FF | FR |
| 12/11/11 | JAX vs. TB | W | S | 3 | 2 | 1 | 1.0 | 2.0 | 0 | 1 | 0 | 1 | 0 | 1 | 0 | 1 | 0 |
| 10/11/15 | JAX @ TB | L | S | 4 | 4 | 0 | 0.0 | 0.0 | 0 | 1 | 0 | 1 | 0 | 1 | 0 | 0 | 0 |
| 9/24/18 | PIT @ TB | W | P | 2 | 1 | 1 | 0.0 | 0.0 | 0 | 0 | 0 | 0 | 0 | 0 | 0 | 0 | 0 |
| TOTALS | | 2/1 | 3/2 | 9 | 7 | 2 | 1.0 | 2.0 | 0 | 2 | 0 | 2 | 0 | 2 | 0 | 1 | 0 |

TYSON ALUALU'S NFL REGULAR SEASON DEFENSIVE STATISTICS

| DATE | TEAM | GP | GS | TK | S | TACKLES | | | | YDS | QBH | INTERCEPTIONS | | | | O. FUMB | | | | ST | | MISC | |
|------------|----------|-----|-----|-----|-----|---------|-----|-----|------|-------|-----|---------------|-----|----|----|---------|----|----|----|-----|----|------|---|
| | | | | | | A | TFL | YDS | SK | | | NO | YDS | LG | TD | PD | FF | FR | TD | YDS | TK | S | A |
| 2010 | Jaguars | 16 | 16 | 38 | 29 | 9 | 7 | 0 | 3.5 | 24.5 | 9 | 0 | 0 | 0 | 1 | 0 | 0 | 0 | 0 | 0 | 0 | 0 | |
| 2011 | Jaguars | 16 | 16 | 40 | 21 | 19 | 3 | 0 | 2.5 | 8.5 | 8 | 0 | 0 | 0 | 1 | 1 | 1 | 0 | 7 | 0 | 0 | 0 | |
| 2012 | Jaguars | 16 | 16 | 45 | 34 | 11 | 3 | 0 | 3.5 | 21.5 | 4 | 0 | 0 | 0 | 1 | 0 | 1 | 0 | 0 | 0 | 0 | 0 | |
| 2013 | Jaguars | 16 | 16 | 42 | 33 | 9 | 3 | 12 | 1.5 | 12.5 | 9 | 0 | 0 | 0 | 1 | 0 | 0 | 0 | 0 | 0 | 0 | 0 | |
| 2014 | Jaguars | 16 | 0 | 30 | 13 | 17 | 2 | 3 | 2.0 | 3.0 | 5 | 0 | 0 | 0 | 0 | 0 | 0 | 0 | 0 | 0 | 0 | 0 | |
| 2015 | Jaguars | 16 | 13 | 26 | 18 | 8 | 6 | 27 | 2.0 | 17.0 | 10 | 0 | 0 | 0 | 2 | 0 | 1 | 0 | 0 | 0 | 0 | 0 | |
| 2016 | Jaguars | 14 | 10 | 36 | 28 | 8 | 6 | 31 | 2.5 | 14.0 | 6 | 0 | 0 | 0 | 0 | 1 | 0 | 0 | 1 | 1 | 0 | 0 | |
| 2017 | Steelers | 16 | 5 | 39 | 25 | 14 | 6 | 27 | 4.0 | 27.0 | 6 | 0 | 0 | 0 | 1 | 0 | 0 | 0 | 0 | 0 | 0 | 0 | |
| 2018 | Steelers | 15 | 2 | 22 | 12 | 10 | 1 | 1 | 0.0 | 0.0 | 1 | 0 | 0 | 0 | 0 | 0 | 0 | 0 | 0 | 0 | 0 | 0 | |
| 2019 | Steelers | 16 | 5 | 41 | 21 | 20 | 4 | 15 | 1.0 | 8.0 | 3 | 0 | 0 | 0 | 2 | 1 | 0 | 0 | 0 | 0 | 0 | 0 | |
| 2020 | Steelers | 15 | 10 | 38 | 17 | 21 | 4 | 16 | 2.0 | 18.0 | 5 | 0 | 0 | 0 | 5 | 1 | 0 | 0 | 0 | 0 | 0 | 0 | |
| 2021 | Steelers | 2 | 2 | 5 | 2 | 3 | 0 | 0 | 0.0 | 0.0 | 1 | 0 | 0 | 0 | 0 | 0 | 0 | 0 | 0 | 0 | 0 | 0 | |
| 2022 | Steelers | 5 | 2 | 6 | 3 | 3 | 0 | 0 | 0.0 | 0.0 | 1 | 0 | 0 | 0 | 0 | 0 | 0 | 0 | 0 | 0 | 0 | 0 | |
| NFL TOTALS | | 179 | 113 | 408 | 256 | 152 | 45 | 132 | 24.5 | 154.0 | 68 | 0 | 0 | 0 | 14 | 4 | 3 | 0 | 7 | 1 | 1 | 0 | |

TYSON ALUALU'S NFL POSTSEASON DEFENSIVE STATISTICS

| DATE | TEAM | GP | GS | TACKLES | | | | YDS | QBH | INTERCEPTIONS | | | | O. FUMB | | | | ST | | MISC | |
|------------|----------|----|----|---------|---|---|-----|-----|-----|---------------|-----|----|----|---------|----|----|-----|----|---|------|----|
| | | | | TK | S | A | TFL | | | NO | YDS | LG | TD | FF | FR | TD | YDS | TK | S | A | FF |
| 2017 | Steelers | 1 | 0 | 1 | 1 | 0 | 0 | 0.0 | 0.0 | 0 | 0 | 0 | 0 | 0 | 0 | 0 | 0 | 0 | 0 | 0 | 0 |
| 2020 | Steelers | 1 | 1 | 3 | 2 | 1 | 0 | 0.0 | 0.0 | 0 | 0 | 0 | 0 | 0 | 0 | 0 | 0 | 0 | 0 | 0 | 0 |
| 2021 | Steelers | 0 | 0 | 0 | 0 | 0 | 0 | 0.0 | 0.0 | 0 | 0 | 0 | 0 | 0 | 0 | 0 | 0 | 0 | 0 | 0 | 0 |
| NFL TOTALS | | 2 | 1 | 4 | 3 | 1 | 0 | 0.0 | 0.0 | 0 | 0 | 0 | 0 | 0 | 0 | 0 | 0 | 0 | 0 | 0 | 0 |

SINGLE-GAME HIGHS: DEFENSIVE

| | | | |
|-----------------|--|----------------------------------|---|
| Total Tackles | 8 vs. Cleveland Browns, Dec 31, 2017 7 at Jacksonville Jaguars, Nov 18, 2018 ...1 more at 7. | Fumble Recoveries | 1 at Baltimore Ravens, Nov 15, 2015 1 at Miami Dolphins, Dec 16, 2012 ...1 more at 1. |
| Solo Tackles | 6 vs. Cleveland Browns, Dec 31, 2017 6 vs. San Diego Chargers, Oct 20, 2013 ...1 more at 6. | Tackles For Loss | 4 vs. Cleveland Browns, Dec 31, 2017 2 at New York Giants, Sep 14, 2020 ...3 more at 2. |
| Sacks | 2.0 vs. Cleveland Browns, Dec 31, 2017 1.0 at Buffalo Bills, Dec 13, 2020 ...19 more at 1.0. | Special Teams Tackles | 1 vs. Baltimore Ravens, Sep 25, 2016 |
| Passes Defensed | 1 at Cleveland Browns, Jan 03, 2021 1 at Jacksonville Jaguars, Nov 22, 2020 ...12 more at 1. | Longest Opponent's Fumble Return | 7 at Indianapolis Colts, Nov 13, 2011 |
| Forced Fumbles | 1 at Buffalo Bills, Dec 13, 2020 1 vs. Buffalo Bills, Dec 15, 2019 ...2 more at 1. | | |

SINGLE-GAME HIGHS - POSTSEASON: DEFENSIVE

| | | | |
|---------------|--|--------------|--|
| Total Tackles | 3 vs. Cleveland Browns, Jan 10, 2021 1 vs. Jacksonville Jaguars, Jan 14, 2018 | Solo Tackles | 2 vs. Cleveland Browns, Jan 10, 2021 1 vs. Jacksonville Jaguars, Jan 14, 2018 |
|---------------|--|--------------|--|

SINGLE-GAME HIGHS: RUSHING/RECEIVING

| | | | |
|--------------------|--------------------------------------|------------------------|--------------------------------------|
| Rush Attempts | 1 vs. Buffalo Bills, Oct 25, 2015 | Kickoff Returns | 1 at Baltimore Ravens, Dec 14, 2014 |
| Receptions | 1 at Tennessee Titans, Dec 06, 2015 | Kickoff Return Yards | 12 at Baltimore Ravens, Dec 14, 2014 |
| | 1 vs. Miami Dolphins, Sep 20, 2015 | Longest Kickoff Return | 12 at Baltimore Ravens, Dec 14, 2014 |
| Receiving Yards | 16 at Tennessee Titans, Dec 06, 2015 | Special Teams Tackles | 1 vs. Baltimore Ravens, Sep 25, 2016 |
| | 3 vs. Miami Dolphins, Sep 20, 2015 | | |
| Longest Receptions | 16 at Tennessee Titans, Dec 06, 2015 | | |
| | 3 vs. Miami Dolphins, Sep 20, 2015 | | |
| All-Purpose Yards | 16 at Tennessee Titans, Dec 06, 2015 | | |
| | 12 at Baltimore Ravens, Dec 14, 2014 | | |

2022 GAME-BY-GAME REGULAR-SEASON STATISTICS (STEELERS)

| DATE | OPPONENT | P/S | TACKLES | | | | | | | INTERCEPTIONS | | | | O. FUMB | | | | ST | | | | MISC | | W/L | SCORE | | |
|-------------|------------|-----|---------|---|---|-----|-----|-----|-----|---------------|----|-----|----|---------|----|----|----|----|-----|----|---|------|----|-----|-------|-----|--------|
| | | | TK | S | A | SK | YDS | TFL | YDS | QBH | NO | YDS | LG | TD | PD | FF | FR | TD | YDS | TK | S | A | FF | | | FR | S |
| 09/11 | at Bengals | P | 1 | 0 | 1 | 0.0 | 0.0 | 0 | 0 | 0 | 0 | 0 | 0 | 0 | 0 | 0 | 0 | 0 | 0 | 0 | 0 | 0 | 0 | 0 | 0 | W | 23-20+ |
| 09/18 | Patriots | S | 2 | 0 | 2 | 0.0 | 0.0 | 0 | 0 | 1 | 0 | 0 | 0 | 0 | 0 | 0 | 0 | 0 | 0 | 0 | 0 | 0 | 0 | 0 | 0 | L | 14-17 |
| 09/22 | at Browns | S | 3 | 3 | 0 | 0.0 | 0.0 | 0 | 0 | 0 | 0 | 0 | 0 | 0 | 0 | 0 | 0 | 0 | 0 | 0 | 0 | 0 | 0 | 0 | 0 | L | 17-29 |
| 10/02 | Jets | P | 0 | 0 | 0 | 0.0 | 0.0 | 0 | 0 | 0 | 0 | 0 | 0 | 0 | 0 | 0 | 0 | 0 | 0 | 0 | 0 | 0 | 0 | 0 | 0 | L | 20-24 |
| 10/09 | at Bills | P | 0 | 0 | 0 | 0.0 | 0.0 | 0 | 0 | 0 | 0 | 0 | 0 | 0 | 0 | 0 | 0 | 0 | 0 | 0 | 0 | 0 | 0 | 0 | 0 | L | 3-38 |
| 2022 TOTALS | | | 5-2 | 6 | 3 | 3 | 0.0 | 0.0 | 0 | 1 | 0 | 0 | 0 | 0 | 0 | 0 | 0 | 0 | 0 | 0 | 0 | 0 | 0 | 0 | 0 | 1-4 | |

+ - Overtime

2021 GAME-BY-GAME REGULAR-SEASON STATISTICS (STEELERS)

| DATE | OPPONENT | P/S | TACKLES | | | | | | | INTERCEPTIONS | | | | O. FUMB | | | ST | | | | MISC | | W/L | SCORE | | | |
|-------------|-------------|-----|---------|---|---|-----|-----|-----|-----|---------------|-----------------|-----|----|---------|----|----|----|----|-----|--------|------|---|-----|-------|----|-------|-------|
| | | | TK | S | A | SK | YDS | TFL | YDS | QBH | NO | YDS | LG | TD | PD | FF | FR | TD | YDS | TK | S | A | | | FF | FR | S |
| 09/12 | at Bills | S | 5 | 2 | 3 | 0.0 | 0.0 | 0 | 0 | 1 | 0 | 0 | 0 | 0 | 0 | 0 | 0 | 0 | 0 | 0 | 0 | 0 | 0 | 0 | 0 | W | 23-16 |
| 09/19 | Raiders | | | | | | | | | | INJURED RESERVE | | | | | | | | L | 17-26 | | | | | | | |
| 09/26 | Bengals | | | | | | | | | | INJURED RESERVE | | | | | | | | L | 10-24 | | | | | | | |
| 10/03 | at Packers | | | | | | | | | | INJURED RESERVE | | | | | | | | L | 17-27 | | | | | | | |
| 10/10 | Broncos | | | | | | | | | | INJURED RESERVE | | | | | | | | W | 27-19 | | | | | | | |
| 10/17 | Seahawks | | | | | | | | | | INJURED RESERVE | | | | | | | | W | 23-20+ | | | | | | | |
| 10/31 | at Browns | | | | | | | | | | INJURED RESERVE | | | | | | | | W | 15-10 | | | | | | | |
| 11/08 | Bears | | | | | | | | | | INJURED RESERVE | | | | | | | | W | 29-27 | | | | | | | |
| 11/14 | Lions | | | | | | | | | | INJURED RESERVE | | | | | | | | T | 16-16 | | | | | | | |
| 11/21 | at Chargers | | | | | | | | | | INJURED RESERVE | | | | | | | | L | 37-41 | | | | | | | |
| 11/28 | at Bengals | | | | | | | | | | INJURED RESERVE | | | | | | | | L | 10-41 | | | | | | | |
| 12/05 | Ravens | | | | | | | | | | INJURED RESERVE | | | | | | | | W | 20-19 | | | | | | | |
| 12/09 | at Vikings | | | | | | | | | | INJURED RESERVE | | | | | | | | L | 28-36 | | | | | | | |
| 12/19 | Titans | | | | | | | | | | INJURED RESERVE | | | | | | | | W | 19-13 | | | | | | | |
| 12/26 | at Chiefs | | | | | | | | | | INJURED RESERVE | | | | | | | | L | 10-36 | | | | | | | |
| 01/03 | Browns | | | | | | | | | | INJURED RESERVE | | | | | | | | W | 26-14 | | | | | | | |
| 01/09 | at Ravens | | | | | | | | | | INJURED RESERVE | | | | | | | | W | 16-13+ | | | | | | | |
| 2021 TOTALS | | | 1-1 | 5 | 2 | 3 | 0.0 | 0.0 | 0 | 0 | 1 | 0 | 0 | 0 | 0 | 0 | 0 | 0 | 0 | 0 | 0 | 0 | 0 | 0 | 0 | 9-7-1 | |

+ - Overtime

2020 GAME-BY-GAME REGULAR-SEASON STATISTICS (STEELERS)

| DATE | OPPONENT | P/S | TACKLES | | | | | | | | INTERCEPTIONS | | | | O. FUMB | | | ST | | | MISC | | W/L | SCORE | | | | |
|-------------|---------------|-----|---------|----|----|-----|------|------|-----|-----|------------------|-----|----|----|---------|----|----|----|-----|----|------|---|-----|-------|----|----|-------|-------|
| | | | TK | S | A | SK | YDS | TFL | YDS | QBH | NO | YDS | LG | TD | PD | FF | FR | TD | YDS | TK | S | A | | | FF | FR | S | A |
| 09/14 | at Giants | S | 4 | 3 | 1 | 0.0 | 0.0 | 2 | 4 | 1 | 0 | 0 | 0 | 0 | 0 | 0 | 0 | 0 | 0 | 0 | 0 | 0 | 0 | 0 | 0 | W | 26-16 | |
| 09/20 | Broncos | P | 5 | 3 | 2 | 1.0 | 10.0 | 1 | 10 | 2 | 0 | 0 | 0 | 0 | 1 | 0 | 0 | 0 | 0 | 0 | 0 | 0 | 0 | 0 | 0 | W | 26-21 | |
| 09/27 | Texans | P | 1 | 1 | 0 | 0.0 | 0.0 | 0 | 0 | 0 | 0 | 0 | 0 | 1 | 0 | 0 | 0 | 0 | 0 | 0 | 0 | 0 | 0 | 0 | 0 | W | 28-21 | |
| 10/11 | Eagles | S | 2 | 0 | 2 | 0.0 | 0.0 | 0 | 0 | 0 | 0 | 0 | 0 | 0 | 0 | 0 | 0 | 0 | 0 | 0 | 0 | 0 | 0 | 0 | 0 | W | 38-29 | |
| 10/18 | Browns | S | 2 | 1 | 1 | 0.0 | 0.0 | 0 | 0 | 0 | 0 | 0 | 0 | 1 | 0 | 0 | 0 | 0 | 0 | 0 | 0 | 0 | 0 | 0 | 0 | W | 38-7 | |
| 10/25 | at Titans | S | 2 | 1 | 1 | 0.0 | 0.0 | 0 | 0 | 0 | 0 | 0 | 0 | 0 | 0 | 0 | 0 | 0 | 0 | 0 | 0 | 0 | 0 | 0 | 0 | W | 27-24 | |
| 11/01 | at Ravens | S | 0 | 0 | 0 | 0.0 | 0.0 | 0 | 0 | 0 | 0 | 0 | 0 | 0 | 0 | 0 | 0 | 0 | 0 | 0 | 0 | 0 | 0 | 0 | 0 | W | 28-24 | |
| 11/08 | at Cowboys | | | | | | | | | | ON INACTIVE LIST | | | | | | | | | | | | | | | | W | 24-19 |
| 11/15 | Bengals | P | 3 | 1 | 2 | 0.0 | 0.0 | 0 | 0 | 0 | 0 | 0 | 0 | 0 | 0 | 0 | 0 | 0 | 0 | 0 | 0 | 0 | 0 | 0 | 0 | W | 36-10 | |
| 11/22 | at Jaguars | S | 0 | 0 | 0 | 0.0 | 0.0 | 0 | 0 | 0 | 0 | 0 | 0 | 1 | 0 | 0 | 0 | 0 | 0 | 0 | 0 | 0 | 0 | 0 | 0 | W | 27-3 | |
| 12/02 | Ravens | S | 1 | 1 | 0 | 0.0 | 0.0 | 0 | 0 | 1 | 0 | 0 | 0 | 0 | 0 | 0 | 0 | 0 | 0 | 0 | 0 | 0 | 0 | 0 | 0 | W | 19-14 | |
| 12/07 | Football Team | P | 4 | 0 | 4 | 0.0 | 0.0 | 0 | 0 | 0 | 0 | 0 | 0 | 0 | 0 | 0 | 0 | 0 | 0 | 0 | 0 | 0 | 0 | 0 | 0 | L | 17-23 | |
| 12/13 | at Bills | P | 4 | 2 | 2 | 1.0 | 8.0 | 0 | 0 | 1 | 0 | 0 | 0 | 0 | 0 | 1 | 0 | 0 | 0 | 0 | 0 | 0 | 0 | 0 | 0 | L | 15-26 | |
| 12/21 | at Bengals | S | 5 | 2 | 3 | 0.0 | 0.0 | 0 | 0 | 0 | 0 | 0 | 0 | 0 | 0 | 0 | 0 | 0 | 0 | 0 | 0 | 0 | 0 | 0 | 0 | L | 17-27 | |
| 12/27 | Colts | S | 3 | 2 | 1 | 0.0 | 0.0 | 1 | 2 | 0 | 0 | 0 | 0 | 0 | 0 | 0 | 0 | 0 | 0 | 0 | 0 | 0 | 0 | 0 | 0 | W | 28-24 | |
| 01/03 | at Browns | S | 2 | 0 | 2 | 0.0 | 0.0 | 0 | 0 | 0 | 0 | 0 | 0 | 0 | 1 | 0 | 0 | 0 | 0 | 0 | 0 | 0 | 0 | 0 | 0 | L | 22-24 | |
| 2020 TOTALS | | | 15-10 | 38 | 17 | 21 | 2.0 | 18.0 | 4 | 16 | 5 | 0 | 0 | 0 | 0 | 5 | 1 | 0 | 0 | 0 | 0 | 0 | 0 | 0 | 0 | 0 | 12-4 | |

2019 GAME-BY-GAME REGULAR-SEASON STATISTICS (STEELERS)

| DATE | OPPONENT | P/S | TACKLES | | | | | | | | INTERCEPTIONS | | | | O. FUMB | | | | ST | | | | MISC | | W/L | SCORE | |
|-------------|--------------|------|---------|----|----|-----|-----|-----|-----|-----|---------------|-----|----|----|---------|----|----|----|-----|----|---|---|------|----|-----|--------|---|
| | | | TK | S | A | SK | YDS | TFL | YDS | QBH | NO | YDS | LG | TD | PD | FF | FR | TD | YDS | TK | S | A | FF | FR | | | S |
| 09/08 | at Patriots | P | 3 | 2 | 1 | 0.0 | 0.0 | 0 | 0 | 0 | 0 | 0 | 0 | 0 | 0 | 0 | 0 | 0 | 0 | 0 | 0 | 0 | 0 | 0 | L | 3-33 | |
| 09/15 | Seahawks | P | 2 | 2 | 0 | 0.0 | 0.0 | 0 | 0 | 0 | 0 | 0 | 0 | 0 | 0 | 0 | 0 | 0 | 0 | 0 | 0 | 0 | 0 | 0 | L | 26-28 | |
| 09/22 | at 49ers | P | 2 | 1 | 1 | 0.0 | 0.0 | 0 | 0 | 0 | 0 | 0 | 0 | 0 | 0 | 0 | 0 | 0 | 0 | 0 | 0 | 0 | 0 | 0 | L | 20-24 | |
| 09/30 | Bengals | P | 1 | 1 | 0 | 1.0 | 8.0 | 1 | 8 | 1 | 0 | 0 | 0 | 0 | 0 | 0 | 0 | 0 | 0 | 0 | 0 | 0 | 0 | 0 | W | 27-3 | |
| 10/06 | Ravens | P | 1 | 0 | 1 | 0.0 | 0.0 | 0 | 0 | 0 | 0 | 0 | 0 | 0 | 0 | 0 | 0 | 0 | 0 | 0 | 0 | 0 | 0 | 0 | L | 23-26+ | |
| 10/13 | at Chargers | P | 3 | 1 | 2 | 0.0 | 0.0 | 0 | 0 | 0 | 0 | 0 | 1 | 0 | 0 | 0 | 0 | 0 | 0 | 0 | 0 | 0 | 0 | 0 | W | 24-17 | |
| 10/28 | Dolphins | S | 2 | 1 | 1 | 0.0 | 0.0 | 0 | 0 | 1 | 0 | 0 | 0 | 0 | 0 | 0 | 0 | 0 | 0 | 0 | 0 | 0 | 0 | 0 | W | 27-14 | |
| 11/03 | Colts | P | 1 | 1 | 0 | 0.0 | 0.0 | 0 | 0 | 0 | 0 | 0 | 0 | 0 | 0 | 0 | 0 | 0 | 0 | 0 | 0 | 0 | 0 | 0 | W | 26-24 | |
| 11/10 | Rams | P | 4 | 1 | 3 | 0.0 | 0.0 | 0 | 0 | 0 | 0 | 0 | 0 | 0 | 0 | 0 | 0 | 0 | 0 | 0 | 0 | 0 | 0 | 0 | W | 17-12 | |
| 11/14 | at Browns | S | 4 | 2 | 2 | 0.0 | 0.0 | 2 | 4 | 0 | 0 | 0 | 0 | 0 | 0 | 0 | 0 | 0 | 0 | 0 | 0 | 0 | 0 | 0 | L | 7-21 | |
| 11/24 | at Bengals | P | 0 | 0 | 0 | 0.0 | 0.0 | 0 | 0 | 0 | 0 | 0 | 0 | 0 | 0 | 0 | 0 | 0 | 0 | 0 | 0 | 0 | 0 | 0 | W | 16-10 | |
| 12/01 | Browns | S | 4 | 2 | 2 | 0.0 | 0.0 | 0 | 0 | 0 | 0 | 0 | 0 | 0 | 0 | 0 | 0 | 0 | 0 | 0 | 0 | 0 | 0 | 0 | W | 20-13 | |
| 12/08 | at Cardinals | S | 1 | 1 | 0 | 0.0 | 0.0 | 0 | 0 | 1 | 0 | 0 | 0 | 0 | 0 | 0 | 0 | 0 | 0 | 0 | 0 | 0 | 0 | 0 | W | 23-17 | |
| 12/15 | Bills | S | 4 | 2 | 2 | 0.0 | 0.0 | 0 | 0 | 0 | 0 | 0 | 0 | 1 | 1 | 0 | 0 | 0 | 0 | 0 | 0 | 0 | 0 | 0 | L | 10-17 | |
| 12/22 | at Jets | P | 5 | 1 | 4 | 0.0 | 0.0 | 1 | 3 | 0 | 0 | 0 | 0 | 0 | 0 | 0 | 0 | 0 | 0 | 0 | 0 | 0 | 0 | 0 | L | 10-16 | |
| 12/29 | at Ravens | P | 4 | 3 | 1 | 0.0 | 0.0 | 0 | 0 | 0 | 0 | 0 | 0 | 0 | 0 | 0 | 0 | 0 | 0 | 0 | 0 | 0 | 0 | 0 | L | 10-28 | |
| 2019 TOTALS | | 16-5 | 41 | 21 | 20 | 1.0 | 8.0 | 4 | 15 | 3 | 0 | 0 | 0 | 0 | 2 | 1 | 0 | 0 | 0 | 0 | 0 | 0 | 0 | 0 | 8-8 | | |
| + Overtime | | | | | | | | | | | | | | | | | | | | | | | | | | | |

2018 GAME-BY-GAME REGULAR-SEASON STATISTICS (STEELERS)

| DATE | OPPONENT | P/S | TACKLES | | | | | | | | INTERCEPTIONS | | | | O. FUMB | | | | ST | | | | MISC | | W/L | SCORE | | |
|-------------|---------------|------|----------|----|----|-----|-----|-----|-----|-----|---------------|-----|----|----|---------|----|----|----|-----|----|---|---|------|----|-------|-------|---|-------|
| | | | TK | S | A | SK | YDS | TFL | YDS | QBH | NO | YDS | LG | TD | PD | FF | FR | TD | YDS | TK | S | A | FF | FR | | | S | A |
| 09/09 | at Browns | P | 1 | 0 | 1 | 0.0 | 0.0 | 0 | 0 | 0 | 0 | 0 | 0 | 0 | 0 | 0 | 0 | 0 | 0 | 0 | 0 | 0 | 0 | 0 | T | 21-21 | | |
| 09/16 | Chiefs | | INACTIVE | | | | | | | | | | | | | | | | | | | | | | | | L | 37-42 |
| 09/24 | at Buccaneers | P | 2 | 1 | 1 | 0.0 | 0.0 | 0 | 0 | 0 | 0 | 0 | 0 | 0 | 0 | 0 | 0 | 0 | 0 | 0 | 0 | 0 | 0 | 0 | W | 30-27 | | |
| 09/30 | Ravens | P | 1 | 0 | 1 | 0.0 | 0.0 | 0 | 0 | 0 | 0 | 0 | 0 | 0 | 0 | 0 | 0 | 0 | 0 | 0 | 0 | 0 | 0 | 0 | L | 14-26 | | |
| 10/07 | Falcons | P | 0 | 0 | 0 | 0.0 | 0.0 | 0 | 0 | 0 | 0 | 0 | 0 | 0 | 0 | 0 | 0 | 0 | 0 | 0 | 0 | 0 | 0 | 0 | W | 41-17 | | |
| 10/14 | at Bengals | P | 1 | 0 | 1 | 0.0 | 0.0 | 0 | 0 | 0 | 0 | 0 | 0 | 0 | 0 | 0 | 0 | 0 | 0 | 0 | 0 | 0 | 0 | 0 | W | 28-21 | | |
| 10/28 | Browns | P | 1 | 1 | 0 | 0.0 | 0.0 | 1 | 1 | 0 | 0 | 0 | 0 | 0 | 0 | 0 | 0 | 0 | 0 | 0 | 0 | 0 | 0 | 0 | W | 33-18 | | |
| 11/04 | at Ravens | P | 0 | 0 | 0 | 0.0 | 0.0 | 0 | 0 | 0 | 0 | 0 | 0 | 0 | 0 | 0 | 0 | 0 | 0 | 0 | 0 | 0 | 0 | 0 | W | 23-16 | | |
| 11/08 | Panthers | P | 1 | 1 | 0 | 0.0 | 0.0 | 0 | 0 | 0 | 0 | 0 | 0 | 0 | 0 | 0 | 0 | 0 | 0 | 0 | 0 | 0 | 0 | 0 | W | 52-21 | | |
| 11/18 | at Jaguars | S | 7 | 5 | 2 | 0.0 | 0.0 | 0 | 0 | 0 | 0 | 0 | 0 | 0 | 0 | 0 | 0 | 0 | 0 | 0 | 0 | 0 | 0 | 0 | W | 20-16 | | |
| 11/25 | at Broncos | S | 2 | 1 | 1 | 0.0 | 0.0 | 0 | 0 | 0 | 0 | 0 | 0 | 0 | 0 | 0 | 0 | 0 | 0 | 0 | 0 | 0 | 0 | 0 | L | 17-24 | | |
| 12/02 | Chargers | P | 0 | 0 | 0 | 0.0 | 0.0 | 0 | 0 | 0 | 0 | 0 | 0 | 0 | 0 | 0 | 0 | 0 | 0 | 0 | 0 | 0 | 0 | 0 | L | 30-33 | | |
| 12/09 | at Raiders | P | 1 | 1 | 0 | 0.0 | 0.0 | 0 | 0 | 1 | 0 | 0 | 0 | 0 | 0 | 0 | 0 | 0 | 0 | 0 | 0 | 0 | 0 | 0 | L | 21-24 | | |
| 12/16 | Patriots | P | 2 | 1 | 1 | 0.0 | 0.0 | 0 | 0 | 0 | 0 | 0 | 0 | 0 | 0 | 0 | 0 | 0 | 0 | 0 | 0 | 0 | 0 | 0 | W | 17-10 | | |
| 12/23 | at Saints | P | 1 | 1 | 0 | 0.0 | 0.0 | 0 | 0 | 0 | 0 | 0 | 0 | 0 | 0 | 0 | 0 | 0 | 0 | 0 | 0 | 0 | 0 | 0 | L | 28-31 | | |
| 12/30 | Bengals | P | 2 | 0 | 2 | 0.0 | 0.0 | 0 | 0 | 0 | 0 | 0 | 0 | 0 | 0 | 0 | 0 | 0 | 0 | 0 | 0 | 0 | 0 | 0 | W | 16-13 | | |
| 2018 TOTALS | | 15-2 | 22 | 12 | 10 | 0.0 | 0.0 | 1 | 1 | 1 | 0 | 0 | 0 | 0 | 0 | 0 | 0 | 0 | 0 | 0 | 0 | 0 | 0 | 0 | 9-6-1 | | | |

2017 GAME-BY-GAME REGULAR-SEASON STATISTICS (STEELERS)

| DATE | OPPONENT | P/S | TACKLES | | | | | | | | INTERCEPTIONS | | | | O. FUMB | | | | ST | | | | MISC | | W/L | SCORE | | |
|-------------|------------|------|---------|----|----|-----|------|-----|-----|-----|---------------|-----|----|----|---------|----|----|----|-----|----|---|---|------|----|------|--------|---|---|
| | | | TK | S | A | SK | YDS | TFL | YDS | QBH | NO | YDS | LG | TD | PD | FF | FR | TD | YDS | TK | S | A | FF | FR | | | S | A |
| 09/10 | at Browns | P | 5 | 2 | 3 | 0.0 | 0.0 | 0 | 0 | 0 | 0 | 0 | 0 | 0 | 0 | 0 | 0 | 0 | 0 | 0 | 0 | 0 | 0 | 0 | W | 21-18 | | |
| 09/17 | Vikings | S | 3 | 1 | 2 | 0.0 | 0.0 | 0 | 0 | 1 | 0 | 0 | 0 | 0 | 0 | 0 | 0 | 0 | 0 | 0 | 0 | 0 | 0 | 0 | W | 26-9 | | |
| 09/24 | at Bears | S | 3 | 2 | 1 | 0.0 | 0.0 | 0 | 0 | 0 | 0 | 0 | 0 | 0 | 0 | 0 | 0 | 0 | 0 | 0 | 0 | 0 | 0 | 0 | L | 17-23+ | | |
| 10/01 | at Ravens | P | 1 | 1 | 0 | 0.0 | 0.0 | 0 | 0 | 0 | 0 | 0 | 0 | 0 | 0 | 0 | 0 | 0 | 0 | 0 | 0 | 0 | 0 | 0 | W | 26-9 | | |
| 10/08 | Jaguars | P | 4 | 2 | 2 | 0.0 | 0.0 | 0 | 0 | 0 | 0 | 0 | 0 | 0 | 0 | 0 | 0 | 0 | 0 | 0 | 0 | 0 | 0 | 0 | L | 9-30 | | |
| 10/15 | at Chiefs | P | 0 | 0 | 0 | 0.0 | 0.0 | 0 | 0 | 0 | 0 | 0 | 0 | 0 | 0 | 0 | 0 | 0 | 0 | 0 | 0 | 0 | 0 | 0 | W | 19-13 | | |
| 10/22 | Bengals | S | 4 | 4 | 0 | 1.0 | 11.0 | 1 | 11 | 1 | 0 | 0 | 0 | 0 | 0 | 0 | 0 | 0 | 0 | 0 | 0 | 0 | 0 | 0 | W | 29-14 | | |
| 10/29 | at Lions | S | 3 | 2 | 1 | 1.0 | 1.0 | 1 | 1 | 1 | 0 | 0 | 0 | 1 | 0 | 0 | 0 | 0 | 0 | 0 | 0 | 0 | 0 | 0 | W | 20-15 | | |
| 11/12 | at Colts | P | 1 | 0 | 1 | 0.0 | 0.0 | 0 | 0 | 0 | 0 | 0 | 0 | 0 | 0 | 0 | 0 | 0 | 0 | 0 | 0 | 0 | 0 | 0 | W | 20-17 | | |
| 11/16 | Titans | P | 0 | 0 | 0 | 0.0 | 0.0 | 0 | 0 | 0 | 0 | 0 | 0 | 0 | 0 | 0 | 0 | 0 | 0 | 0 | 0 | 0 | 0 | 0 | W | 40-17 | | |
| 11/26 | Packers | P | 1 | 0 | 1 | 0.0 | 0.0 | 0 | 0 | 0 | 0 | 0 | 0 | 0 | 0 | 0 | 0 | 0 | 0 | 0 | 0 | 0 | 0 | 0 | W | 31-28 | | |
| 12/04 | at Bengals | P | 0 | 0 | 0 | 0.0 | 0.0 | 0 | 0 | 0 | 0 | 0 | 0 | 0 | 0 | 0 | 0 | 0 | 0 | 0 | 0 | 0 | 0 | 0 | W | 23-20 | | |
| 12/10 | Ravens | P | 2 | 2 | 0 | 0.0 | 0.0 | 0 | 0 | 0 | 0 | 0 | 0 | 0 | 0 | 0 | 0 | 0 | 0 | 0 | 0 | 0 | 0 | 0 | W | 39-38 | | |
| 12/17 | Patriots | P | 2 | 2 | 0 | 0.0 | 0.0 | 0 | 0 | 1 | 0 | 0 | 0 | 0 | 0 | 0 | 0 | 0 | 0 | 0 | 0 | 0 | 0 | 0 | L | 24-27 | | |
| 12/25 | at Texans | P | 2 | 1 | 1 | 0.0 | 0.0 | 0 | 0 | 0 | 0 | 0 | 0 | 0 | 0 | 0 | 0 | 0 | 0 | 0 | 0 | 0 | 0 | 0 | W | 34-6 | | |
| 12/31 | Browns | S | 8 | 6 | 2 | 2.0 | 15.0 | 4 | 15 | 2 | 0 | 0 | 0 | 0 | 0 | 0 | 0 | 0 | 0 | 0 | 0 | 0 | 0 | 0 | W | 28-24 | | |
| 2017 TOTALS | | 16-5 | 39 | 25 | 14 | 4.0 | 27.0 | 6 | 27 | 6 | 0 | 0 | 0 | 1 | 0 | 0 | 0 | 0 | 0 | 0 | 0 | 0 | 0 | 0 | 13-3 | | | |
| + Overtime | | | | | | | | | | | | | | | | | | | | | | | | | | | | |

2016 GAME-BY-GAME REGULAR-SEASON STATISTICS (JAGUARS)

| DATE | OPPONENT | P/S | TACKLES | | | | | | | | INTERCEPTIONS | | | | O. FUMB | | | | ST | | | | MISC | | W/L | SCORE | | | | | | | | | |
|-------------|-------------|-----|---------|----|----|-----|-----|------|-----|----------|---------------|-----|----|----|---------|----|----|----|-----|----|---|---|------|----|-----|-------|-------|---|--|--|--|--|---|-------|-------|
| | | | TK | S | A | SK | YDS | TFL | YDS | QBH | NO | YDS | LG | TD | PD | FF | FR | TD | YDS | TK | S | A | FF | FR | | | S | A | | | | | | | |
| 09/11 | Packers | | | | | | | | | INACTIVE | | | | | | | | | | | | | | | | | | | | | | | L | 23:27 | |
| 09/18 | at Chargers | | | | | | | | | INACTIVE | | | | | | | | | | | | | | | | | | | | | | | | L | 14:38 |
| 09/25 | Ravens | S | 2 | 1 | 1 | 0.0 | 0.0 | 0 | 0 | 0 | 0 | 0 | 0 | 0 | 0 | 0 | 0 | 0 | 1 | 1 | 0 | 0 | 0 | 0 | 0 | L | 17:19 | | | | | | | | |
| 10/02 | Colts | S | 2 | 1 | 1 | 1.0 | 8.0 | 1 | 8 | 1 | 0 | 0 | 0 | 0 | 0 | 0 | 0 | 0 | 0 | 0 | 0 | 0 | 0 | 0 | 0 | W | 30:27 | | | | | | | | |
| 10/16 | at Bears | P | 2 | 2 | 0 | 0.0 | 0.0 | 0 | 0 | 1 | 0 | 0 | 0 | 0 | 0 | 0 | 0 | 0 | 0 | 0 | 0 | 0 | 0 | 0 | 0 | W | 17:16 | | | | | | | | |
| 10/23 | Raiders | P | 2 | 2 | 0 | 0.0 | 0.0 | 0 | 0 | 0 | 0 | 0 | 0 | 0 | 0 | 0 | 0 | 0 | 0 | 0 | 0 | 0 | 0 | 0 | 0 | L | 16:33 | | | | | | | | |
| 10/27 | at Titans | S | 3 | 1 | 2 | 0.0 | 0.0 | 1 | 12 | 0 | 0 | 0 | 0 | 0 | 0 | 0 | 0 | 0 | 0 | 0 | 0 | 0 | 0 | 0 | 0 | L | 22:36 | | | | | | | | |
| 11/06 | at Chiefs | S | 1 | 1 | 0 | 0.0 | 0.0 | 1 | 1 | 0 | 0 | 0 | 0 | 0 | 0 | 0 | 0 | 0 | 0 | 0 | 0 | 0 | 0 | 0 | 0 | L | 14:19 | | | | | | | | |
| 11/13 | Texans | P | 4 | 4 | 0 | 0.0 | 0.0 | 0 | 0 | 0 | 0 | 0 | 0 | 0 | 0 | 0 | 0 | 0 | 0 | 0 | 0 | 0 | 0 | 0 | 0 | L | 21:24 | | | | | | | | |
| 11/20 | at Lions | P | 2 | 1 | 1 | 1.0 | 6.0 | 1 | 6 | 1 | 0 | 0 | 0 | 0 | 0 | 0 | 0 | 0 | 0 | 0 | 0 | 0 | 0 | 0 | 0 | L | 19:26 | | | | | | | | |
| 11/27 | at Bills | S | 5 | 4 | 1 | 0.5 | 0.0 | 1 | 2 | 1 | 0 | 0 | 0 | 0 | 0 | 0 | 0 | 0 | 0 | 0 | 0 | 0 | 0 | 0 | 0 | L | 21:28 | | | | | | | | |
| 12/04 | Broncos | S | 3 | 3 | 0 | 0.0 | 0.0 | 1 | 2 | 0 | 0 | 0 | 0 | 0 | 0 | 0 | 0 | 0 | 0 | 0 | 0 | 0 | 0 | 0 | 0 | L | 10:20 | | | | | | | | |
| 12/11 | Vikings | S | 3 | 3 | 0 | 0.0 | 0.0 | 0 | 0 | 0 | 0 | 0 | 0 | 0 | 0 | 0 | 0 | 0 | 0 | 0 | 0 | 0 | 0 | 0 | 0 | L | 16:25 | | | | | | | | |
| 12/18 | at Texans | S | 4 | 3 | 1 | 0.0 | 0.0 | 0 | 0 | 1 | 0 | 0 | 0 | 0 | 0 | 1 | 0 | 0 | 0 | 0 | 0 | 0 | 0 | 0 | 0 | L | 20:21 | | | | | | | | |
| 12/24 | Titans | S | 2 | 1 | 1 | 0.0 | 0.0 | 0 | 0 | 0 | 0 | 0 | 0 | 0 | 0 | 0 | 0 | 0 | 0 | 0 | 0 | 0 | 0 | 0 | 0 | W | 38:17 | | | | | | | | |
| 01/01 | at Colts | S | 1 | 1 | 0 | 0.0 | 0.0 | 0 | 0 | 1 | 0 | 0 | 0 | 0 | 0 | 0 | 0 | 0 | 0 | 0 | 0 | 0 | 0 | 0 | 0 | L | 20:24 | | | | | | | | |
| 2016 TOTALS | | | 14-10 | 36 | 28 | 8 | 2.5 | 14.0 | 6 | 31 | 6 | 0 | 0 | 0 | 0 | 0 | 1 | 0 | 0 | 0 | 0 | 0 | 0 | 0 | 0 | 3-13 | | | | | | | | | |

[illegible][illegible][illegible][illegible]


2011 GAME-BY-GAME REGULAR-SEASON STATISTICS (JAGUARS)

| DATE | OPPONENT | P/S | TACKLES | | | | | | | INTERCEPTIONS | | | | | O. FUMB | | | | ST | | | | MISC | | W/L | SCORE |
|-------------|-------------|-----|---------|----|----|-----|-----|-----|-----|---------------|----|-----|----|----|---------|----|----|----|-----|----|---|---|------|----|-----|-------|
| | | | TK | S | A | SK | YDS | TFL | YDS | QBH | NO | YDS | LG | TD | PD | FF | FR | TD | YDS | TK | S | A | FF | FR | | |
| 09/11 | Titans | S | 2 | 1 | 1 | 0.0 | 0.0 | 0 | 0 | 0 | 0 | 0 | 0 | 1 | 0 | 0 | 0 | 0 | 0 | 0 | 0 | 0 | 0 | 0 | W | 16-14 |
| 09/18 | at Jets | S | 4 | 4 | 0 | 0.0 | 0.0 | 0 | 0 | 1 | 0 | 0 | 0 | 0 | 0 | 0 | 0 | 0 | 0 | 0 | 0 | 0 | 0 | 0 | L | 3-32 |
| 09/25 | at Panthers | S | 3 | 1 | 2 | 0.0 | 0.0 | 1 | 0 | 0 | 0 | 0 | 0 | 0 | 0 | 0 | 0 | 0 | 0 | 0 | 0 | 0 | 0 | 0 | L | 10-16 |
| 10/02 | Saints | S | 2 | 2 | 0 | 0.0 | 0.0 | 0 | 0 | 0 | 0 | 0 | 0 | 0 | 0 | 0 | 0 | 0 | 0 | 0 | 0 | 0 | 0 | 0 | L | 10-23 |
| 10/09 | Bengals | S | 4 | 0 | 4 | 0.0 | 0.0 | 0 | 0 | 1 | 0 | 0 | 0 | 0 | 0 | 0 | 0 | 0 | 0 | 0 | 0 | 0 | 0 | 0 | L | 20-30 |
| 10/16 | at Steelers | S | 3 | 3 | 0 | 1.0 | 3.0 | 1 | 0 | 1 | 0 | 0 | 0 | 0 | 0 | 0 | 0 | 0 | 0 | 0 | 0 | 0 | 0 | 0 | L | 13-17 |
| 10/24 | Ravens | S | 0 | 0 | 0 | 0.0 | 0.0 | 0 | 0 | 0 | 0 | 0 | 0 | 0 | 0 | 0 | 0 | 0 | 0 | 0 | 0 | 0 | 0 | 0 | W | 12-7 |
| 10/30 | at Texans | S | 4 | 4 | 0 | 0.0 | 0.0 | 0 | 0 | 1 | 0 | 0 | 0 | 0 | 0 | 0 | 0 | 0 | 0 | 0 | 0 | 0 | 0 | 0 | L | 14-24 |
| 11/13 | at Colts | S | 3 | 0 | 3 | 0.0 | 0.0 | 0 | 0 | 0 | 0 | 0 | 0 | 0 | 0 | 1 | 0 | 7 | 0 | 0 | 0 | 0 | 0 | 0 | W | 17-3 |
| 11/20 | at Browns | S | 3 | 1 | 2 | 0.5 | 3.5 | 0 | 0 | 1 | 0 | 0 | 0 | 0 | 0 | 0 | 0 | 0 | 0 | 0 | 0 | 0 | 0 | 0 | L | 10-14 |
| 11/27 | Texans | S | 4 | 1 | 3 | 0.0 | 0.0 | 0 | 0 | 0 | 0 | 0 | 0 | 0 | 0 | 0 | 0 | 0 | 0 | 0 | 0 | 0 | 0 | 0 | L | 13-20 |
| 12/05 | Chargers | S | 2 | 2 | 0 | 0.0 | 0.0 | 0 | 0 | 2 | 0 | 0 | 0 | 0 | 0 | 0 | 0 | 0 | 0 | 0 | 0 | 0 | 0 | 0 | L | 14-38 |
| 12/11 | Buccaneers | S | 3 | 2 | 1 | 1.0 | 2.0 | 1 | 0 | 1 | 0 | 0 | 0 | 0 | 1 | 0 | 0 | 0 | 0 | 0 | 0 | 0 | 0 | 0 | W | 41-14 |
| 12/15 | at Falcons | S | 2 | 0 | 2 | 0.0 | 0.0 | 0 | 0 | 0 | 0 | 0 | 0 | 0 | 0 | 0 | 0 | 0 | 0 | 0 | 0 | 0 | 0 | 0 | L | 14-41 |
| 12/24 | at Titans | S | 0 | 0 | 0 | 0.0 | 0.0 | 0 | 0 | 0 | 0 | 0 | 0 | 0 | 0 | 0 | 0 | 0 | 0 | 0 | 0 | 0 | 0 | 0 | L | 17-23 |
| 01/01 | Colts | S | 1 | 0 | 1 | 0.0 | 0.0 | 0 | 0 | 0 | 0 | 0 | 0 | 0 | 0 | 0 | 0 | 0 | 0 | 0 | 0 | 0 | 0 | 0 | W | 19-13 |
| 2011 TOTALS | | | 16-16 | 40 | 21 | 19 | 2.5 | 8.5 | 3 | 0 | 8 | 0 | 0 | 0 | 0 | 1 | 1 | 1 | 0 | 7 | 0 | 0 | 0 | 0 | 0 | 5-11 |

2010 GAME-BY-GAME REGULAR-SEASON STATISTICS (JAGUARS)

| DATE | OPPONENT | P/S | TACKLES | | | | | | | INTERCEPTIONS | | | | O. FUMB | | | ST | | | MISC | | W/L | SCORE | | | |
|-------------|-------------|-----|---------|----|----|-----|-----|------|-----|---------------|----|-----|----|---------|----|----|----|----|-----|------|---|-----|-------|---|----|--------|
| | | | TK | S | A | SK | YDS | TFL | YDS | QBH | NO | YDS | LG | TD | PD | FF | FR | TD | YDS | TK | S | | | A | FF | FR |
| 09/12 | Broncos | S | 3 | 3 | 0 | 1.0 | 6.0 | 1 | 0 | 1 | 0 | 0 | 0 | 0 | 0 | 0 | 0 | 0 | 0 | 0 | 0 | 0 | 0 | 0 | W | 24-17 |
| 09/19 | at Chargers | S | 3 | 2 | 1 | 0.0 | 0.0 | 0 | 0 | 0 | 0 | 0 | 0 | 0 | 0 | 0 | 0 | 0 | 0 | 0 | 0 | 0 | 0 | 0 | L | 13-38 |
| 09/26 | Eagles | S | 3 | 2 | 1 | 0.5 | 3.5 | 0 | 0 | 3 | 0 | 0 | 0 | 0 | 0 | 0 | 0 | 0 | 0 | 0 | 0 | 0 | 0 | 0 | L | 3-28 |
| 10/03 | Colts | S | 0 | 0 | 0 | 0.0 | 0.0 | 0 | 0 | 0 | 0 | 0 | 0 | 0 | 0 | 0 | 0 | 0 | 0 | 0 | 0 | 0 | 0 | 0 | W | 31-28 |
| 10/10 | at Bills | S | 3 | 3 | 0 | 0.0 | 0.0 | 1 | 0 | 0 | 0 | 0 | 0 | 0 | 0 | 0 | 0 | 0 | 0 | 0 | 0 | 0 | 0 | 0 | W | 36-26 |
| 10/18 | Titans | S | 5 | 4 | 1 | 0.0 | 0.0 | 0 | 0 | 1 | 0 | 0 | 0 | 0 | 0 | 0 | 0 | 0 | 0 | 0 | 0 | 0 | 0 | 0 | L | 3-30 |
| 10/24 | at Chiefs | S | 4 | 1 | 3 | 0.0 | 0.0 | 0 | 0 | 0 | 0 | 0 | 0 | 0 | 0 | 0 | 0 | 0 | 0 | 0 | 0 | 0 | 0 | 0 | L | 20-42 |
| 10/31 | at Cowboys | S | 2 | 2 | 0 | 1.0 | 8.0 | 2 | 0 | 1 | 0 | 0 | 0 | 0 | 0 | 0 | 0 | 0 | 0 | 0 | 0 | 0 | 0 | 0 | W | 35-17 |
| 11/14 | Texans | S | 1 | 1 | 0 | 0.0 | 0.0 | 0 | 0 | 0 | 0 | 0 | 0 | 0 | 0 | 0 | 0 | 0 | 0 | 0 | 0 | 0 | 0 | 0 | W | 31-24 |
| 11/21 | Browns | S | 2 | 2 | 0 | 1.0 | 7.0 | 1 | 0 | 1 | 0 | 0 | 0 | 0 | 1 | 0 | 0 | 0 | 0 | 0 | 0 | 0 | 0 | 0 | W | 24-20 |
| 11/28 | at Giants | S | 3 | 1 | 2 | 0.0 | 0.0 | 1 | 0 | 0 | 0 | 0 | 0 | 0 | 0 | 0 | 0 | 0 | 0 | 0 | 0 | 0 | 0 | 0 | L | 20-24 |
| 12/05 | at Titans | S | 1 | 1 | 0 | 0.0 | 0.0 | 0 | 0 | 1 | 0 | 0 | 0 | 0 | 0 | 0 | 0 | 0 | 0 | 0 | 0 | 0 | 0 | 0 | W | 17-6 |
| 12/12 | Raiders | S | 1 | 1 | 0 | 0.0 | 0.0 | 0 | 0 | 0 | 0 | 0 | 0 | 0 | 0 | 0 | 0 | 0 | 0 | 0 | 0 | 0 | 0 | 0 | W | 38-31 |
| 12/19 | at Colts | S | 2 | 2 | 0 | 0.0 | 0.0 | 0 | 0 | 1 | 0 | 0 | 0 | 0 | 0 | 0 | 0 | 0 | 0 | 0 | 0 | 0 | 0 | 0 | L | 24-34 |
| 12/26 | Redskins | S | 2 | 2 | 0 | 0.0 | 0.0 | 1 | 0 | 0 | 0 | 0 | 0 | 0 | 0 | 0 | 0 | 0 | 0 | 0 | 0 | 0 | 0 | 0 | L | 17-20+ |
| 01/02 | at Texans | S | 3 | 2 | 1 | 0.0 | 0.0 | 0 | 0 | 0 | 0 | 0 | 0 | 0 | 0 | 0 | 0 | 0 | 0 | 0 | 0 | 0 | 0 | 0 | L | 17-34 |
| 2010 TOTALS | | | 16-16 | 38 | 29 | 9 | 3.5 | 24.5 | 7 | 0 | 9 | 0 | 0 | 0 | 0 | 1 | 0 | 0 | 0 | 0 | 0 | 0 | 0 | 0 | 0 | 8-8 |

+ - Overtime



54

RYAN ANDERSON
LINEBACKER

HEIGHT: 6-2

WEIGHT: 255


COLLEGE: Alabama

BORN: August 12, 1994

BIRTHPLACE: Daphne, Ala.

HOW ACQUIRED: FA 22

NFL EXPERIENCE: 4th year



RYAN ANDERSON'S NFL REGULAR SEASON DEFENSIVE STATISTICS

| DATE | TEAM | GP | GS | TACKLES | | | | | | | INTERCEPTIONS | | | | | O. FUMB | | | | | ST | | | MISC | | |
|------------|---------------|----|----|---------|----|----|-----|-----|-----|------|---------------|----|-----|----|----|---------|----|----|----|-----|----|---|---|------|----|---|
| | | | | TK | S | A | TFL | YDS | SK | YDS | QBH | NO | YDS | LG | TD | PD | FF | FR | TD | YDS | TK | S | A | FF | FR | S |
| 2017 | Redskins | 14 | 0 | 14 | 11 | 3 | 1 | 1 | 0.0 | 0.0 | 2 | 0 | 0 | 0 | 0 | 0 | 0 | 0 | 1 | 1 | 0 | 0 | 0 | 0 | 0 | |
| 2018 | Redskins | 13 | 0 | 14 | 5 | 9 | 1 | 4 | 2.0 | 4.0 | 4 | 0 | 0 | 0 | 0 | 0 | 0 | 0 | 4 | 2 | 2 | 0 | 0 | 0 | 0 | |
| 2019 | Redskins | 16 | 4 | 43 | 29 | 14 | 4 | 13 | 4.0 | 22.0 | 9 | 0 | 0 | 0 | 0 | 1 | 4 | 2 | 0 | 1 | 1 | 0 | 1 | 0 | 0 | |
| 2020 | Football Team | 9 | 0 | 7 | 4 | 3 | 1 | 11 | 0.0 | 0.0 | 0 | 0 | 0 | 0 | 0 | 0 | 0 | 0 | 2 | 2 | 0 | 0 | 0 | 0 | 0 | |
| 2021 | Giants | 0 | 0 | 0 | 0 | 0 | 0 | 0 | 0.0 | 0.0 | 0 | 0 | 0 | 0 | 0 | 0 | 0 | 0 | 0 | 0 | 0 | 0 | 0 | 0 | 0 | |
| 2022 | Steelers | 2 | 0 | 0 | 0 | 0 | 0 | 0 | 0.0 | 0.0 | 0 | 0 | 0 | 0 | 0 | 0 | 0 | 0 | 0 | 0 | 0 | 0 | 0 | 0 | 0 | |
| NFL TOTALS | | 54 | 4 | 78 | 49 | 29 | 7 | 29 | 6.0 | 26.0 | 15 | 0 | 0 | 0 | 0 | 1 | 4 | 2 | 0 | 8 | 6 | 2 | 1 | 0 | 0 | 0 |

RYAN ANDERSON'S NFL POSTSEASON DEFENSIVE STATISTICS

| | | TACKLES | | | | | | | | | | INTERCEPTIONS | | | | | | O. FUMB | | | | | | ST | | | | MISC | |
|------------|---------------|---------|----|----|---|---|-----|-----|-----|-----|-----|---------------|-----|----|----|----|----|---------|----|-----|----|---|---|----|----|---|---|------|--|
| DATE | TEAM | GP | GS | TK | S | A | TFL | YDS | SK | YDS | QBH | NO | YDS | LG | TD | PD | FF | FR | TD | YDS | TK | S | A | FF | FR | S | A | | |
| 2020 | Football Team | 0 | 0 | 0 | 0 | 0 | 0 | 0 | 0.0 | 0.0 | 0 | 0 | 0 | 0 | 0 | 0 | 0 | 0 | 0 | 0 | 0 | 0 | 0 | 0 | 0 | 0 | 0 | 0 | |
| NFL TOTALS | | 0 | 0 | 0 | 0 | 0 | 0 | 0 | 0.0 | 0.0 | 0 | 0 | 0 | 0 | 0 | 0 | 0 | 0 | 0 | 0 | 0 | 0 | 0 | 0 | 0 | 0 | 0 | 0 | |

SINGLE-GAME HIGHS: DEFENSIVE

| | | | |
|-----------------|---|------------------------------|---|
| Total Tackles | 6 at Carolina Panthers, Dec 01, 2019 | Fumble Recoveries | 1 at Green Bay Packers, Dec 08, 2019 |
| | 6 vs. Detroit Lions, Nov 24, 2019 | | 1 at Minnesota Vikings, Oct 24, 2019 |
| Solo Tackles | 6 vs. Detroit Lions, Nov 24, 2019 | Tackles For Loss | 1 vs. Baltimore Ravens, Oct 04, 2020 |
| | 5 at Los Angeles Chargers, Dec 10, 2017 | | 1 vs. Philadelphia Eagles, Dec 15, 2019 |
| Sacks | 2.0 vs. Philadelphia Eagles, Dec 15, 2019 | | ...5 more at 1. |
| | 1.0 at Green Bay Packers, Dec 08, 2019 | Special Teams Tackles | 1 at Detroit Lions, Nov 15, 2020 |
| | ...3 more at 1.0. | | 1 at Cleveland Browns, Sep 27, 2020 |
| Passes Defensed | 1 vs. San Francisco 49ers, Oct 20, 2019 | | ...6 more at 1. |
| Forced Fumbles | 3 vs. Philadelphia Eagles, Dec 15, 2019 | Special Teams Forced Fumbles | 1 vs. New York Jets, Nov 17, 2019 |
| | 1 at Green Bay Packers, Dec 08, 2019 | | |

2022 GAME-BY-GAME REGULAR-SEASON STATISTICS (STEELERS)

| DATE | OPPONENT | P/S | TACKLES | | | | | | | INTERCEPTIONS | | | | | O. FUMB | | | ST | | | MISC | | W/L | SCORE | | | |
|-------------|-----------|-----|---------|---|---|-----|-----|-----|-----|----------------|----|-----|----|----|---------|----|----|----|-----|----|------|---|-----|-------|----|-----|------|
| | | | TK | S | A | SK | YDS | TFL | YDS | QBH | NO | YDS | LG | TD | PD | FF | FR | TD | YDS | TK | S | A | | | FF | FR | S |
| 09/18 | Patriots | | | | | | | | | PRACTICE SQUAD | | | | | | | | | | | | | L | 14-17 | | | |
| 09/22 | at Browns | | | | | | | | | PRACTICE SQUAD | | | | | | | | | | | | | L | 17-29 | | | |
| 10/02 | Jets | | | | | | | | | PRACTICE SQUAD | | | | | | | | | | | | | L | 20-24 | | | |
| 10/09 | at Bills | P | 0 | 0 | 0 | 0.0 | 0.0 | 0 | 0 | 0 | 0 | 0 | 0 | 0 | 0 | 0 | 0 | 0 | 0 | 0 | 0 | 0 | 0 | 0 | 0 | L | 3-38 |
| 2022 TOTALS | | 1-0 | 0 | 0 | 0 | 0.0 | 0.0 | 0 | 0 | 0 | 0 | 0 | 0 | 0 | 0 | 0 | 0 | 0 | 0 | 0 | 0 | 0 | 0 | 0 | 0 | 0-4 | |

2021 GAME-BY-GAME REGULAR-SEASON STATISTICS (GIANTS)

| DATE | OPPONENT | P/S | TACKLES | | | | | | | INTERCEPTIONS | | | | | O. FUMB | | | ST | | | MISC | | W/L | SCORE | | |
|-------------|----------|-----|---------|---|---|-----|-----|-----|-----|---------------|----|-----|----|----|---------|----|----|----|-----|----|------|---|-----|-------|----|-------|
| | | | TK | S | A | SK | YDS | TFL | YDS | QBH | NO | YDS | LG | TD | PD | FF | FR | TD | YDS | TK | S | A | | | FF | FR |
| 09/12 | Broncos | | | | | | | | | DID NOT PLAY | | | | | | | | | | | | | | | L | 13-27 |
| 2021 TOTALS | | | 0 | 0 | 0 | 0.0 | 0.0 | 0 | 0 | 0 | 0 | 0 | 0 | 0 | 0 | 0 | 0 | 0 | 0 | 0 | 0 | 0 | 0 | 0 | 0 | 0-1 |

2020 GAME-BY-GAME REGULAR-SEASON STATISTICS (FOOTBALL TEAM)

| DATE | OPPONENT | P/S | TACKLES | | | | | | | | INTERCEPTIONS | | | | O. FUMB | | | ST | | | | MISC | | W/L | SCORE | | | |
|-------------|--------------|-----|------------------|---|---|-----|-----|-----|-----|-----|---------------|-----|----|----|---------|----|----|----|-----|----|---|------|----|-----|-------|-----|-------|-------|
| | | | TK | S | A | SK | YDS | TFL | YDS | QBH | NO | YDS | LG | TD | PD | FF | FR | TD | YDS | TK | S | A | FF | | | FR | S | A |
| 09/13 | Eagles | P | 1 | 0 | 1 | 0.0 | 0.0 | 0 | 0 | 0 | 0 | 0 | 0 | 0 | 0 | 0 | 0 | 0 | 0 | 0 | 0 | 0 | 0 | 0 | 0 | W | 27-17 | |
| 09/20 | at Cardinals | P | 0 | 0 | 0 | 0.0 | 0.0 | 0 | 0 | 0 | 0 | 0 | 0 | 0 | 0 | 0 | 0 | 0 | 0 | 0 | 0 | 0 | 0 | 0 | 0 | L | 15-30 | |
| 09/27 | at Browns | P | 3 | 1 | 2 | 0.0 | 0.0 | 0 | 0 | 0 | 0 | 0 | 0 | 0 | 0 | 0 | 0 | 0 | 0 | 1 | 1 | 0 | 0 | 0 | 0 | L | 20-34 | |
| 10/04 | Ravens | P | 1 | 1 | 0 | 0.0 | 0.0 | 1 | 11 | 0 | 0 | 0 | 0 | 0 | 0 | 0 | 0 | 0 | 0 | 0 | 0 | 0 | 0 | 0 | 0 | L | 17-31 | |
| 10/11 | Rams | P | 0 | 0 | 0 | 0.0 | 0.0 | 0 | 0 | 0 | 0 | 0 | 0 | 0 | 0 | 0 | 0 | 0 | 0 | 0 | 0 | 0 | 0 | 0 | 0 | L | 10-30 | |
| 10/18 | at Giants | P | 0 | 0 | 0 | 0.0 | 0.0 | 0 | 0 | 0 | 0 | 0 | 0 | 0 | 0 | 0 | 0 | 0 | 0 | 0 | 0 | 0 | 0 | 0 | 0 | L | 19-20 | |
| 10/25 | Cowboys | P | 1 | 1 | 0 | 0.0 | 0.0 | 0 | 0 | 0 | 0 | 0 | 0 | 0 | 0 | 0 | 0 | 0 | 0 | 0 | 0 | 0 | 0 | 0 | 0 | W | 25-3 | |
| 11/08 | Giants | P | 1 | 1 | 0 | 0.0 | 0.0 | 0 | 0 | 0 | 0 | 0 | 0 | 0 | 0 | 0 | 0 | 0 | 0 | 0 | 0 | 0 | 0 | 0 | 0 | L | 20-23 | |
| 11/15 | at Lions | P | 0 | 0 | 0 | 0.0 | 0.0 | 0 | 0 | 0 | 0 | 0 | 0 | 0 | 0 | 0 | 0 | 0 | 1 | 1 | 0 | 0 | 0 | 0 | 0 | L | 27-30 | |
| 11/22 | Bengals | | ON INACTIVE LIST | | | | | | | | | | | | | | | | | | | | | | | | W | 20-9 |
| 11/26 | at Cowboys | | INACTIVE | | | | | | | | | | | | | | | | | | | | | | | | W | 41-16 |
| 12/07 | at Steelers | | ON INACTIVE LIST | | | | | | | | | | | | | | | | | | | | | | | | W | 23-17 |
| 12/13 | at 49ers | | DID NOT PLAY | | | | | | | | | | | | | | | | | | | | | | | | W | 23-15 |
| 12/20 | Seahawks | | DID NOT PLAY | | | | | | | | | | | | | | | | | | | | | | | | L | 15-20 |
| 12/27 | Panthers | | DID NOT PLAY | | | | | | | | | | | | | | | | | | | | | | | | L | 13-20 |
| 01/03 | at Eagles | | DID NOT PLAY | | | | | | | | | | | | | | | | | | | | | | | | W | 20-14 |
| 2020 TOTALS | | | 9-0 | 7 | 4 | 3 | 0.0 | 0.0 | 1 | 11 | 0 | 0 | 0 | 0 | 0 | 0 | 0 | 0 | 2 | 2 | 0 | 0 | 0 | 0 | 0 | 7-9 | | |

2019 GAME-BY-GAME REGULAR-SEASON STATISTICS (REDSKINS)

| DATE | OPPONENT | P/S | TACKLES | | | | | | | | INTERCEPTIONS | | | | O. FUMB | | | | ST | | | | MISC | | W/L | SCORE | | |
|--------------|------------|-----|---------|---|----|-----|------|-----|------|-----|---------------|-----|----|----|---------|----|----|----|-----|----|---|---|------|----|-----|-------|--------|---|
| | | | TK | S | A | SK | YDS | TFL | YDS | QBH | NO | YDS | LG | TD | PD | FF | FR | TD | YDS | TK | S | A | FF | FR | | | S | A |
| 09/08 | @ Eagles | P | 0 | 0 | 0 | 0.0 | 0.0 | 0 | 0 | 0 | 0 | 0 | 0 | 0 | 0 | 0 | 0 | 0 | 0 | 0 | 0 | 0 | 0 | 0 | 0 | L | 27-32 | |
| 09/15 | Cowboys | P | 3 | 2 | 1 | 0.0 | 0.0 | 0 | 0 | 0 | 0 | 0 | 0 | 0 | 0 | 0 | 0 | 0 | 0 | 0 | 0 | 0 | 0 | 0 | 0 | L | 21-31 | |
| 09/23 | Bears | P | 2 | 2 | 0 | 0.0 | 0.0 | 0 | 0 | 0 | 0 | 0 | 0 | 0 | 0 | 0 | 0 | 0 | 0 | 0 | 0 | 0 | 0 | 0 | 0 | L | 15-31 | |
| 09/29 | @ Giants | P | 2 | 1 | 1 | 0.0 | 0.0 | 0 | 0 | 0 | 0 | 0 | 0 | 0 | 0 | 0 | 0 | 0 | 0 | 0 | 0 | 0 | 0 | 0 | 0 | L | 3-24 | |
| 10/06 | Patriots | P | 1 | 1 | 0 | 0.0 | 0.0 | 0 | 0 | 1 | 0 | 0 | 0 | 0 | 0 | 0 | 0 | 0 | 0 | 0 | 0 | 0 | 0 | 0 | 0 | L | 7-33 | |
| 10/13 | @ Dolphins | P | 2 | 1 | 1 | 0.0 | 0.0 | 0 | 0 | 1 | 0 | 0 | 0 | 0 | 0 | 0 | 0 | 0 | 0 | 0 | 0 | 0 | 0 | 0 | 0 | W | 17-16 | |
| 10/20 | 49ers | P | 3 | 2 | 1 | 0.0 | 0.0 | 0 | 0 | 0 | 0 | 0 | 0 | 1 | 0 | 0 | 0 | 0 | 0 | 0 | 0 | 0 | 0 | 0 | 0 | L | 0-9 | |
| 10/24 | @ Vikings | P | 2 | 0 | 2 | 0.0 | 0.0 | 0 | 0 | 0 | 0 | 0 | 0 | 0 | 1 | 0 | 0 | 0 | 0 | 0 | 0 | 0 | 0 | 0 | 0 | L | 9-19 | |
| 11/03 | @ Bills | P | 2 | 1 | 1 | 0.0 | 0.0 | 1 | 8 | 0 | 0 | 0 | 0 | 0 | 0 | 0 | 0 | 0 | 0 | 0 | 0 | 0 | 0 | 0 | 0 | L | 9-24 | |
| 11/17 | Jets | P | 2 | 0 | 2 | 0.0 | 0.0 | 0 | 0 | 0 | 0 | 0 | 0 | 0 | 0 | 0 | 0 | 0 | 1 | 1 | 0 | 1 | 0 | 0 | 0 | L | 17-34 | |
| 11/24 | Lions | P | 6 | 6 | 0 | 1.0 | 1.0 | 1 | 1 | 1 | 0 | 0 | 0 | 0 | 0 | 0 | 0 | 0 | 0 | 0 | 0 | 0 | 0 | 0 | 0 | W | 19-16 | |
| 12/01 | @ Panthers | S | 6 | 2 | 4 | 0.0 | 0.0 | 1 | 2 | 1 | 0 | 0 | 0 | 0 | 0 | 0 | 0 | 0 | 0 | 0 | 0 | 0 | 0 | 0 | 0 | W | 29-21 | |
| 12/08 | @ Packers | P | 2 | 2 | 0 | 0.0 | 13.0 | 0 | 0 | 1 | 0 | 0 | 0 | 0 | 1 | 1 | 0 | 0 | 0 | 0 | 0 | 0 | 0 | 0 | 0 | L | 15-20 | |
| 12/15 | Eagles | S | 5 | 4 | 1 | 2.0 | 8.0 | 1 | 2 | 2 | 0 | 0 | 0 | 0 | 3 | 0 | 0 | 0 | 0 | 0 | 0 | 0 | 0 | 0 | 0 | L | 27-37 | |
| 12/22 | Giants | S | 1 | 1 | 0 | 0.0 | 0.0 | 0 | 0 | 1 | 0 | 0 | 0 | 0 | 0 | 0 | 0 | 0 | 0 | 0 | 0 | 0 | 0 | 0 | 0 | L | 35-41+ | |
| 12/29 | @ Cowboys | S | 4 | 4 | 0 | 0.0 | 0.0 | 0 | 0 | 1 | 0 | 0 | 0 | 0 | 0 | 0 | 0 | 0 | 0 | 0 | 0 | 0 | 0 | 0 | 0 | L | 16-47 | |
| 2019 TOTALS | | | 16-4 | | 43 | 29 | 14 | 4.0 | 22.0 | 4 | 13 | 9 | 0 | 0 | 0 | 0 | 1 | 4 | 2 | 0 | 0 | 1 | 1 | 0 | 1 | 0 | 3-13 | |
| + - Overtime | | | | | | | | | | | | | | | | | | | | | | | | | | | | |


2018 GAME-BY-GAME REGULAR-SEASON STATISTICS (REDSKINS)


| DATE | OPPONENT | P/S | TACKLES | | | | | | | | INTERCEPTIONS | | | | O. FUMB | | | ST | | | | MISC | | W/L | SCORE | | | |
|-------------|---------------|-----|------------------|----|---|-----|-----|-----|-----|-----|---------------|-----|----|----|---------|----|----|----|-----|----|---|------|----|-----|-------|-----|-------|-------|
| | | | TK | S | A | SK | YDS | TFL | YDS | QBH | NO | YDS | LG | TD | PD | FF | FR | TD | YDS | TK | S | A | FF | | | FR | S | A |
| 09/09 | at Cardinals | P | 1 | 0 | 0 | 1.0 | 4.0 | 1 | 4 | 1 | 0 | 0 | 0 | 0 | 0 | 0 | 0 | 0 | 0 | 0 | 0 | 0 | 0 | 0 | 0 | W | 24-6 | |
| 09/16 | Colts | P | 0 | 0 | 0 | 0.0 | 0.0 | 0 | 0 | 0 | 0 | 0 | 0 | 0 | 0 | 0 | 0 | 0 | 0 | 0 | 0 | 0 | 0 | 0 | 0 | L | 9-21 | |
| 09/23 | Packers | P | 1 | 0 | 1 | 0.0 | 0.0 | 0 | 0 | 1 | 0 | 0 | 0 | 0 | 0 | 0 | 0 | 0 | 0 | 0 | 0 | 0 | 0 | 0 | 0 | W | 31-17 | |
| 10/08 | at Saints | P | 2 | 1 | 1 | 0.0 | 0.0 | 0 | 0 | 0 | 0 | 0 | 0 | 0 | 0 | 0 | 0 | 0 | 1 | 0 | 1 | 0 | 0 | 0 | 0 | L | 19-43 | |
| 10/14 | Panthers | P | 1 | 0 | 1 | 0.0 | 0.0 | 0 | 0 | 0 | 0 | 0 | 0 | 0 | 0 | 0 | 0 | 0 | 0 | 0 | 0 | 0 | 0 | 0 | 0 | W | 23-17 | |
| 10/21 | Cowboys | P | 1 | 1 | 0 | 1.0 | 0.0 | 0 | 0 | 2 | 0 | 0 | 0 | 0 | 0 | 0 | 0 | 0 | 1 | 0 | 1 | 0 | 0 | 0 | 0 | W | 20-17 | |
| 10/28 | at Giants | P | 1 | 0 | 1 | 0.0 | 0.0 | 0 | 0 | 0 | 0 | 0 | 0 | 0 | 0 | 0 | 0 | 0 | 0 | 0 | 0 | 0 | 0 | 0 | 0 | W | 20-13 | |
| 11/04 | Falcons | P | 1 | 1 | 0 | 0.0 | 0.0 | 0 | 0 | 0 | 0 | 0 | 0 | 0 | 0 | 0 | 0 | 0 | 0 | 0 | 0 | 0 | 0 | 0 | 0 | L | 14-38 | |
| 11/11 | at Buccaneers | P | 0 | 0 | 0 | 0.0 | 0.0 | 0 | 0 | 0 | 0 | 0 | 0 | 0 | 0 | 0 | 0 | 0 | 1 | 1 | 0 | 0 | 0 | 0 | 0 | W | 16-3 | |
| 11/18 | Texans | P | 4 | 0 | 4 | 0.0 | 0.0 | 0 | 0 | 0 | 0 | 0 | 0 | 0 | 0 | 0 | 0 | 0 | 0 | 0 | 0 | 0 | 0 | 0 | 0 | L | 21-23 | |
| 11/22 | at Cowboys | P | 0 | 0 | 0 | 0.0 | 0.0 | 0 | 0 | 0 | 0 | 0 | 0 | 0 | 0 | 0 | 0 | 0 | 1 | 1 | 0 | 0 | 0 | 0 | 0 | L | 23-31 | |
| 12/03 | at Eagles | P | 1 | 1 | 0 | 0.0 | 0.0 | 0 | 0 | 0 | 0 | 0 | 0 | 0 | 0 | 0 | 0 | 0 | 0 | 0 | 0 | 0 | 0 | 0 | 0 | L | 13-28 | |
| 12/09 | Giants | | INACTIVE | | | | | | | | | | | | | | | | | | | | | | | | L | 16-40 |
| 12/16 | at Jaguars | | INACTIVE | | | | | | | | | | | | | | | | | | | | | | | | W | 16-13 |
| 12/22 | at Titans | P | 1 | 0 | 1 | 0.0 | 0.0 | 0 | 0 | 0 | 0 | 0 | 0 | 0 | 0 | 0 | 0 | 0 | 0 | 0 | 0 | 0 | 0 | 0 | 0 | L | 16-25 | |
| 12/30 | Eagles | | ON INACTIVE LIST | | | | | | | | | | | | | | | | | | | | | | | | L | 0-24 |
| 2018 TOTALS | | | 13-0 | 14 | 5 | 9 | 2.0 | 4.0 | 1 | 4 | 4 | 0 | 0 | 0 | 0 | 0 | 0 | 0 | 4 | 2 | 2 | 0 | 0 | 0 | 0 | 7-9 | | |

2017 GAME-BY-GAME REGULAR-SEASON STATISTICS (REDSKINS)

2020 GAME-BY-GAME POSTSEASON STATISTICS (FOOTBALL TEAM)


| | | | TACKLES | | | | | | | | INTERCEPTIONS | | | | | | O. FUMB | | | | ST | | | | MISC | | | | |
|-------------|------------|-----|--------------|---|---|-----|-----|-----|-----|-----|---------------|-----|----|----|----|----|---------|----|-----|----|----|---|----|----|------|---|-----|-------|-------|
| DATE | OPPONENT | P/S | TK | S | A | SK | YDS | TFL | YDS | QBH | NO | YDS | LG | TD | PD | FF | FR | TD | YDS | TK | S | A | FF | FR | S | A | W/L | SCORE | |
| 01/09 | Buccaneers | | DID NOT PLAY | | | | | | | | | | | | | | | | | | | | | | | | | L | 23-31 |
| 2020 TOTALS | | | 0 | 0 | 0 | 0.0 | 0.0 | 0 | 0 | 0 | 0 | 0 | 0 | 0 | 0 | 0 | 0 | 0 | 0 | 0 | 0 | 0 | 0 | 0 | 0 | 0 | 0 | 0-1 | |



**CHRIS BOSWELL**
KICKER

HEIGHT: 6-2
WEIGHT: 185
COLLEGE: Rice
BORN: March 16, 1991

BIRTHPLACE: Fort Worth, TX
HOW ACQUIRED: FA '15
NFL EXPERIENCE: 8th year



REGULAR SEASON COMPARISON: KICKING - TAMPA BAY BUCCANEERS

| DATE | OPP | W/L | GP/GS | FGM | FGA | PCT | LONG | XPM | XPA | PTS | 1-19 | 20-29 | 30-39 | 40-49 | 50+ | KO | TB |
|---------|----------|-----|-------|-----|-----|-----|------|-----|-----|-----|------|-------|-------|-------|-----|----|----|
| 9/24/18 | PIT @ TB | W | P | 1 | 2 | 50% | 38 | 3 | 4 | 6 | 0-0 | 0-0 | 0-0 | 0-1 | 0-0 | 6 | 1 |
| TOTALS | | 1/0 | 1/0 | 1 | 2 | 50% | 38 | 3 | 4 | 6 | 0-0 | 0-0 | 0-0 | 0-1 | 0-0 | 6 | 1 |

CHRIS BOSWELL'S NFL REGULAR SEASON KICKING STATISTICS

| DATE | TEAM | GP | FGM | FGA | PCT. | LG | XP | XPA | PCT. | BLK | PTS |
|------------|----------|-----|-----|-----|------|----|-----|-----|-------|-----|-----|
| 2015 | Steelers | 12 | 29 | 32 | 90.6 | 51 | 26 | 27 | 96.3 | 0 | 113 |
| 2016 | Steelers | 15 | 21 | 25 | 84.0 | 49 | 36 | 36 | 100.0 | 1 | 99 |
| 2017 | Steelers | 16 | 35 | 38 | 92.1 | 53 | 37 | 39 | 94.9 | 1 | 142 |
| 2018 | Steelers | 15 | 13 | 20 | 65.0 | 50 | 43 | 48 | 89.6 | 1 | 82 |
| 2019 | Steelers | 16 | 29 | 31 | 93.5 | 51 | 28 | 28 | 100.0 | 0 | 115 |
| 2020 | Steelers | 13 | 19 | 20 | 95.0 | 59 | 34 | 38 | 89.5 | 0 | 91 |
| 2021 | Steelers | 17 | 36 | 40 | 90.0 | 56 | 27 | 29 | 93.1 | 0 | 135 |
| 2022 | Steelers | 5 | 9 | 13 | 69.2 | 59 | 6 | 6 | 100.0 | 0 | 33 |
| NFL TOTALS | | 109 | 191 | 219 | 87.2 | 59 | 237 | 251 | 94.4 | 3 | 810 |

CHRIS BOSWELL'S NFL POSTSEASON KICKING STATISTICS

| DATE | TEAM | GP | FGM | FGA | PCT. | LG | XP | XPA | PCT. | BLK | PTS |
|------------|----------|----|-----|-----|-------|----|----|-----|-------|-----|-----|
| 2015 | Steelers | 2 | 7 | 7 | 100.0 | 47 | 1 | 1 | 100.0 | 0 | 22 |
| 2016 | Steelers | 3 | 8 | 8 | 100.0 | 45 | 3 | 5 | 60.0 | 0 | 27 |
| 2017 | Steelers | 1 | 0 | 0 | 0.0 | 0 | 6 | 6 | 100.0 | 0 | 6 |
| 2020 | Steelers | 1 | 1 | 1 | 100.0 | 49 | 2 | 2 | 100.0 | 0 | 5 |
| 2021 | Steelers | 1 | 0 | 0 | 0.0 | 0 | 3 | 3 | 100.0 | 0 | 3 |
| NFL TOTALS | | 8 | 16 | 16 | 100.0 | 49 | 15 | 17 | 88.2 | 0 | 63 |

CHRIS BOSWELL'S NFL REGULAR SEASON FIELD-GOAL ACCURACY STATISTICS

| DATE | TEAM | 1-19 | PCT. | 20-29 | PCT. | 30-39 | PCT. | 40-49 | PCT. | 50+ | PCT. |
|------------|----------|------|-------|-------|-------|-------|-------|-------|------|-------|-------|
| 2015 | Steelers | 1-1 | 100.0 | 9-9 | 100.0 | 8-8 | 100.0 | 9-12 | 75.0 | 2-2 | 100.0 |
| 2016 | Steelers | 0-0 | 0.0 | 2-2 | 100.0 | 8-9 | 88.9 | 11-12 | 91.7 | 0-2 | 0.0 |
| 2017 | Steelers | 0-0 | 0.0 | 10-10 | 100.0 | 12-14 | 85.7 | 9-10 | 90.0 | 4-4 | 100.0 |
| 2018 | Steelers | 0-0 | 0.0 | 3-3 | 100.0 | 4-6 | 66.7 | 5-10 | 50.0 | 1-1 | 100.0 |
| 2019 | Steelers | 1-1 | 100.0 | 11-11 | 100.0 | 7-7 | 100.0 | 9-10 | 90.0 | 1-2 | 50.0 |
| 2020 | Steelers | 0-0 | 0.0 | 5-5 | 100.0 | 6-6 | 100.0 | 7-8 | 87.5 | 1-1 | 100.0 |
| 2021 | Steelers | 0-0 | 0.0 | 9-9 | 100.0 | 8-9 | 88.9 | 11-13 | 84.6 | 8-9 | 88.9 |
| 2022 | Steelers | 0-0 | 0.0 | 2-2 | 100.0 | 2-3 | 66.7 | 1-3 | 33.3 | 4-5 | 80.0 |
| NFL TOTALS | | 2-2 | 100.0 | 51-51 | 100.0 | 55-62 | 88.7 | 62-78 | 79.5 | 21-26 | 80.8 |

CHRIS BOSWELL'S NFL POSTSEASON FIELD-GOAL ACCURACY STATISTICS

| DATE | TEAM | 1-19 | PCT. | 20-29 | PCT. | 30-39 | PCT. | 40-49 | PCT. | 50+ | PCT. |
|------------|----------|------|------|-------|-------|-------|-------|-------|-------|-----|------|
| 2015 | Steelers | 0-0 | 0.0 | 1-1 | 100.0 | 4-4 | 100.0 | 2-2 | 100.0 | 0-0 | 0.0 |
| 2016 | Steelers | 0-0 | 0.0 | 2-2 | 100.0 | 3-3 | 100.0 | 3-3 | 100.0 | 0-0 | 0.0 |
| 2017 | Steelers | 0-0 | 0.0 | 0-0 | 0.0 | 0-0 | 0.0 | 0-0 | 0.0 | 0-0 | 0.0 |
| 2020 | Steelers | 0-0 | 0.0 | 0-0 | 0.0 | 0-0 | 0.0 | 1-1 | 100.0 | 0-0 | 0.0 |
| 2021 | Steelers | 0-0 | 0.0 | 0-0 | 0.0 | 0-0 | 0.0 | 0-0 | 0.0 | 0-0 | 0.0 |
| NFL TOTALS | | 0-0 | 0.0 | 3-3 | 100.0 | 7-7 | 100.0 | 6-6 | 100.0 | 0-0 | 0.0 |

SINGLE-GAME HIGHS: KICKER

| | | | |
|-----------------------------|--|--------------------------------|--|
| Field Goals Made | 6 at Cincinnati Bengals, Dec 18, 2016 5 vs. Cincinnati Bengals, Oct 22, 2017 | Points | 18 at Cincinnati Bengals, Dec 18, 2016 17 vs. Cincinnati Bengals, Oct 22, 2017 |
| Field Goal Attempts | 6 at Cincinnati Bengals, Dec 18, 2016 5 vs. Tennessee Titans, Dec 19, 2021 ...2 more at 5. | Special Teams Tackles | 1 vs. Baltimore Ravens, Oct 06, 2019 1 vs. Cleveland Browns, Oct 28, 2018 ...5 more at 1. |
| Longest Field Goals Made | 59 vs. New York Jets, Oct 02, 2022 59 at Dallas Cowboys, Nov 08, 2020 | Kickoff Average | 68.0 vs. Kansas City Chiefs, Oct 02, 2016 67.4 vs. Minnesota Vikings, Sep 17, 2017 ...1 more at 67.4. |
| Longest Field Goals Attempt | 59 vs. New York Jets, Oct 02, 2022 59 at Dallas Cowboys, Nov 08, 2020 | Extra Point Attempt Percentage | 100.0 vs. Cleveland Browns, Oct 18, 2020 100.0 vs. Philadelphia Eagles, Oct 11, 2020 ...3 more at 100.0. |
| PATs Made | 7 vs. Carolina Panthers, Nov 08, 2018 5 vs. Cleveland Browns, Oct 18, 2020 ...4 more at 5. | Field Goal Percentage | 100.0 vs. Cleveland Browns, Jan 03, 2022 100.0 vs. Indianapolis Colts, Nov 03, 2019 ...7 more at 100.0. |
| PAT Attempts | 7 vs. Carolina Panthers, Nov 08, 2018 6 vs. Atlanta Falcons, Oct 07, 2018 | | |

SINGLE-GAME HIGHS - POSTSEASON: KICKER

| | | | |
|-----------------------------|---|--------------------------------|---|
| Field Goals Made | 6 at Kansas City Chiefs, Jan 15, 2017 4 at Cincinnati Bengals, Jan 09, 2016 3 at Denver Broncos, Jan 17, 2016 1 vs. Cleveland Browns, Jan 10, 2021 1 at New England Patriots, Jan 22, 2017 ...1 more at 1. | PAT Attempts | 6 vs. Jacksonville Jaguars, Jan 14, 2018 4 vs. Miami Dolphins, Jan 08, 2017 3 at Kansas City Chiefs, Jan 16, 2022 2 vs. Cleveland Browns, Jan 10, 2021 1 at New England Patriots, Jan 22, 2017 ...1 more at 1. |
| Field Goal Attempts | 6 at Kansas City Chiefs, Jan 15, 2017 4 at Cincinnati Bengals, Jan 09, 2016 3 at Denver Broncos, Jan 17, 2016 1 vs. Cleveland Browns, Jan 10, 2021 1 at New England Patriots, Jan 22, 2017 ...1 more at 1. | Points | 18 at Kansas City Chiefs, Jan 15, 2017 12 at Cincinnati Bengals, Jan 09, 2016 10 at Denver Broncos, Jan 17, 2016 6 vs. Jacksonville Jaguars, Jan 14, 2018 6 vs. Miami Dolphins, Jan 08, 2017 |
| Longest Field Goals Made | 49 vs. Cleveland Browns, Jan 10, 2021 47 at Denver Broncos, Jan 17, 2016 45 at Kansas City Chiefs, Jan 15, 2017 39 at Cincinnati Bengals, Jan 09, 2016 34 vs. Miami Dolphins, Jan 08, 2017 | Kickoff Average | 66.3 at Cincinnati Bengals, Jan 09, 2016 62.0 at Kansas City Chiefs, Jan 15, 2017 60.2 vs. Miami Dolphins, Jan 08, 2017 57.2 at Denver Broncos, Jan 17, 2016 54.2 vs. Cleveland Browns, Jan 10, 2021 |
| Longest Field Goals Attempt | 49 vs. Cleveland Browns, Jan 10, 2021 47 at Denver Broncos, Jan 17, 2016 45 at Kansas City Chiefs, Jan 15, 2017 43 at Kansas City Chiefs, Jan 15, 2017 43 at Kansas City Chiefs, Jan 15, 2017 ...1 more at 43. | Extra Point Attempt Percentage | 100.0 vs. Jacksonville Jaguars, Jan 14, 2018 |
| PATs Made | 6 vs. Jacksonville Jaguars, Jan 14, 2018 3 at Kansas City Chiefs, Jan 16, 2022 3 vs. Miami Dolphins, Jan 08, 2017 2 vs. Cleveland Browns, Jan 10, 2021 1 at Denver Broncos, Jan 17, 2016 | Field Goal Percentage | 100.0 at Kansas City Chiefs, Jan 15, 2017 100.0 at Cincinnati Bengals, Jan 09, 2016 |

2022 GAME-BY-GAME REGULAR-SEASON STATISTICS (STEELERS)

| | | FIELD GOALS | | | | EXTRA POINTS | | | | PTS | W/L | SCORE | |
|-------------|------------|-------------|-----|-----|-------|--------------|-----|-----|-------|-----|-----|-------|--------|
| DATE | OPPONENT | FGM | FGA | PCT | LG | XP | XPA | PCT | BLK | | | | |
| 09/11 | at Bengals | P | 3 | 4 | 75.0 | 53 | 2 | 2 | 100.0 | 0 | 11 | W | 23-20+ |
| 09/18 | Patriots | P | 2 | 2 | 100.0 | 52 | 0 | 0 | 0.0 | 0 | 6 | L | 14-17 |
| 09/22 | at Browns | P | 1 | 2 | 50.0 | 34 | 2 | 2 | 100.0 | 0 | 5 | L | 17-29 |
| 10/02 | Jets | P | 2 | 2 | 100.0 | 59 | 2 | 2 | 100.0 | 0 | 8 | L | 20-24 |
| 10/09 | at Bills | P | 1 | 3 | 33.3 | 29 | 0 | 0 | 0.0 | 0 | 3 | L | 3-38 |
| 2022 TOTALS | | 5 | 9 | 13 | 69.2 | 59 | 6 | 6 | 100.0 | 0 | 33 | 1-4 | |

+ - Overtime

2021 GAME-BY-GAME REGULAR-SEASON STATISTICS (STEELERS)

| | | | FIELD GOALS | | | | EXTRA POINTS | | | | PTS | W/L/T | SCORE |
|-------------|-------------|---|-------------|-----|-------|------|--------------|-----|-------|------|-----|-------|--------|
| DATE | OPPONENT | | FGM | FGA | PCT | LG | XP | XPA | PCT | BLK | | | |
| 09/12 | at Bills | P | 3 | 3 | 100.0 | 45 | 2 | 2 | 100.0 | 0 | 11 | W | 23-16 |
| 09/19 | Raiders | P | 1 | 1 | 100.0 | 56 | 2 | 2 | 100.0 | 0 | 5 | L | 17-26 |
| 09/26 | Bengals | P | 1 | 2 | 50.0 | 26 | 1 | 1 | 100.0 | 0 | 4 | L | 10-24 |
| 10/03 | at Packers | P | 1 | 1 | 100.0 | 52 | 2 | 2 | 100.0 | 0 | 5 | L | 17-27 |
| 10/10 | Broncos | P | 2 | 2 | 100.0 | 48 | 3 | 3 | 100.0 | 0 | 9 | W | 27-19 |
| 10/17 | Seahawks | P | 3 | 3 | 100.0 | 52 | 2 | 2 | 100.0 | 0 | 11 | W | 23-20+ |
| 10/31 | at Browns | P | 1 | 1 | 100.0 | 31 | 0 | 0 | 0.0 | 0 | 3 | W | 15-10 |
| 11/08 | Bears | P | 3 | 3 | 100.0 | 54 | 2 | 3 | 66.7 | 0 | 11 | W | 29-27 |
| 11/14 | Lions | P | 3 | 3 | 100.0 | 51 | 1 | 1 | 100.0 | 0 | 10 | T | 16-16 |
| 11/21 | at Chargers | P | 3 | 3 | 100.0 | 45 | 4 | 4 | 100.0 | 0 | 13 | L | 37-41 |
| 11/28 | at Bengals | P | 1 | 1 | 100.0 | 40 | 1 | 1 | 100.0 | 0 | 4 | L | 10-41 |
| 12/05 | Ravens | P | 2 | 2 | 100.0 | 53 | 0 | 1 | 0.0 | 0 | 6 | W | 20-19 |
| 12/09 | at Vikings | P | 0 | 1 | 0.0 | 0 | 2 | 2 | 100.0 | 0 | 2 | L | 28-36 |
| 12/19 | Titans | P | 4 | 5 | 80.0 | 48 | 1 | 1 | 100.0 | 0 | 13 | W | 19-13 |
| 12/26 | at Chiefs | P | 1 | 2 | 50.0 | 34 | 1 | 1 | 100.0 | 0 | 4 | L | 10-36 |
| 01/03 | Browns | P | 4 | 4 | 100.0 | 50 | 2 | 2 | 100.0 | 0 | 14 | W | 26-14 |
| 01/09 | at Ravens | P | 3 | 3 | 100.0 | 40 | 1 | 1 | 100.0 | 0 | 10 | W | 16-13+ |
| 2021 TOTALS | | | 17 | 36 | 40 | 90.0 | 56 | 27 | 29 | 93.1 | 0 | 135 | 9-7-1 |

+ - Overtime

2020 GAME-BY-GAME REGULAR-SEASON STATISTICS (STEELERS)

| | | FIELD GOALS | | | | EXTRA POINTS | | | | | | | |
|-------------|---------------|-------------|-----|-----|-------|------------------|----|-----|-------|-----|-----|------|-------|
| DATE | OPPONENT | | FGM | FGA | PCT | LG | XP | XPA | PCT | BLK | PTS | W/L | SCORE |
| 09/14 | at Giants | P | 2 | 2 | 100.0 | 41 | 2 | 3 | 66.7 | 0 | 8 | W | 26-16 |
| 09/20 | Broncos | P | 1 | 1 | 100.0 | 21 | 3 | 3 | 100.0 | 0 | 6 | W | 26-21 |
| 09/27 | Texans | P | 2 | 2 | 100.0 | 33 | 2 | 2 | 100.0 | 0 | 8 | W | 28-21 |
| 10/11 | Eagles | P | 1 | 1 | 100.0 | 41 | 5 | 5 | 100.0 | 0 | 8 | W | 38-29 |
| 10/18 | Browns | P | 1 | 1 | 100.0 | 35 | 5 | 5 | 100.0 | 0 | 8 | W | 38-7 |
| 10/25 | at Titans | P | 2 | 2 | 100.0 | 38 | 3 | 3 | 100.0 | 0 | 9 | W | 27-24 |
| 11/01 | at Ravens | P | 0 | 0 | 0.0 | 0 | 4 | 4 | 100.0 | 0 | 4 | W | 28-24 |
| 11/08 | at Cowboys | P | 2 | 2 | 100.0 | 59 | 0 | 2 | 0.0 | 1 | 6 | W | 24-19 |
| 11/15 | Bengals | P | 3 | 3 | 100.0 | 45 | 3 | 3 | 100.0 | 0 | 12 | W | 36-10 |
| 11/22 | at Jaguars | P | 2 | 3 | 66.7 | 47 | 3 | 3 | 100.0 | 0 | 9 | W | 27-3 |
| 12/02 | Ravens | P | 2 | 2 | 100.0 | 27 | 1 | 2 | 50.0 | 0 | 7 | W | 19-14 |
| 12/07 | Football Team | | | | | ON INACTIVE LIST | | | | | | L | 17-23 |
| 12/13 | at Bills | P | 0 | 0 | 0.0 | 0 | 1 | 1 | 100.0 | 0 | 1 | L | 15-26 |
| 12/21 | at Bengals | P | 1 | 1 | 100.0 | 25 | 2 | 2 | 100.0 | 0 | 5 | L | 17-27 |
| 12/27 | Colts | | | | | ON INACTIVE LIST | | | | | | W | 28-24 |
| 01/03 | at Browns | | | | | ON INACTIVE LIST | | | | | | L | 22-24 |
| 2020 TOTALS | | 13 | 19 | 20 | 95.0 | 59 | 34 | 38 | 89.5 | 1 | 91 | 12-4 | |

2019 GAME-BY-GAME REGULAR-SEASON STATISTICS (STEELERS)

| | | FIELD GOALS | | | | EXTRA POINTS | | | | | | | |
|-------------|--------------|-------------|-----|-----|-------|--------------|----|-----|-------|-----|-----|-----|--------|
| DATE | OPPONENT | | FGM | FGA | PCT | LG | XP | XPA | PCT | BLK | PTS | W/L | SCORE |
| 09/08 | at Patriots | P | 1 | 1 | 100.0 | 19 | 0 | 0 | 0.0 | 0 | 3 | L | 3-33 |
| 09/15 | Seahawks | P | 2 | 2 | 100.0 | 41 | 2 | 2 | 100.0 | 0 | 8 | L | 26-28 |
| 09/22 | at 49ers | P | 2 | 2 | 100.0 | 46 | 2 | 2 | 100.0 | 0 | 8 | L | 20-24 |
| 09/30 | Bengals | P | 2 | 2 | 100.0 | 49 | 3 | 3 | 100.0 | 0 | 9 | W | 27-3 |
| 10/06 | Ravens | P | 3 | 3 | 100.0 | 41 | 2 | 2 | 100.0 | 0 | 11 | L | 23-26+ |
| 10/13 | at Chargers | P | 1 | 1 | 100.0 | 20 | 3 | 3 | 100.0 | 0 | 6 | W | 24-17 |
| 10/28 | Dolphins | P | 2 | 3 | 66.7 | 42 | 3 | 3 | 100.0 | 0 | 9 | W | 27-14 |
| 11/03 | Colts | P | 4 | 4 | 100.0 | 51 | 2 | 2 | 100.0 | 0 | 14 | W | 26-24 |
| 11/10 | Rams | P | 1 | 1 | 100.0 | 33 | 2 | 2 | 100.0 | 0 | 5 | W | 17-12 |
| 11/14 | at Browns | P | 0 | 1 | 0.0 | 0 | 1 | 1 | 100.0 | 0 | 1 | L | 7-21 |
| 11/24 | at Bengals | P | 3 | 3 | 100.0 | 47 | 1 | 1 | 100.0 | 0 | 10 | W | 16-10 |
| 12/01 | Browns | P | 2 | 2 | 100.0 | 39 | 2 | 2 | 100.0 | 0 | 8 | W | 20-13 |
| 12/08 | at Cardinals | P | 3 | 3 | 100.0 | 37 | 2 | 2 | 100.0 | 0 | 11 | W | 23-17 |
| 12/15 | Bills | P | 1 | 1 | 100.0 | 49 | 1 | 1 | 100.0 | 0 | 4 | L | 10-17 |
| 12/22 | at Jets | P | 1 | 1 | 100.0 | 49 | 1 | 1 | 100.0 | 0 | 4 | L | 10-16 |
| 12/29 | at Ravens | P | 1 | 1 | 100.0 | 26 | 1 | 1 | 100.0 | 0 | 4 | L | 10-28 |
| 2019 TOTALS | | 16 | 29 | 31 | 93.5 | 51 | 28 | 28 | 100.0 | 0 | 115 | 8-8 | |

2018 GAME-BY-GAME REGULAR-SEASON STATISTICS (STEELERS)

| | | FIELD GOALS | | | | EXTRA POINTS | | | | | | | | |
|-------------|---------------|-------------|-----|-----|-------|--------------|-----|-----|-------|-----|-------|-------|-------|-------|
| DATE | OPPONENT | FGM | FGA | PCT | LG | XP | XPA | PCT | BLK | PTS | W/L/T | SCORE | | |
| 09/09 | at Browns | P | 0 | 1 | 0.0 | 0 | 3 | 3 | 100.0 | 0 | 3 | T | 21-21 | |
| 09/16 | Chiefs | P | 0 | 1 | 0.0 | 0 | 3 | 4 | 75.0 | 0 | 3 | L | 37-42 | |
| 09/24 | at Buccaneers | P | 1 | 2 | 50.0 | 38 | 3 | 4 | 75.0 | 0 | 6 | W | 30-27 | |
| 09/30 | Ravens | P | 2 | 2 | 100.0 | 39 | 0 | 0 | 0.0 | 0 | 6 | L | 14-26 | |
| 10/07 | Falcons | P | 0 | 0 | 0.0 | 0 | 5 | 6 | 83.3 | 0 | 5 | W | 41-17 | |
| 10/14 | at Bengals | P | 2 | 2 | 100.0 | 24 | 2 | 2 | 100.0 | 0 | 8 | W | 28-21 | |
| 10/28 | Browns | P | 1 | 1 | 100.0 | 42 | 4 | 4 | 100.0 | 0 | 7 | W | 33-18 | |
| 11/04 | at Ravens | P | 1 | 1 | 100.0 | 29 | 2 | 3 | 66.7 | 0 | 5 | W | 23-16 | |
| 11/08 | Panthers | P | 1 | 1 | 100.0 | 50 | 7 | 7 | 100.0 | 0 | 10 | W | 52-21 | |
| 11/18 | at Jaguars | P | 0 | 0 | 0.0 | 0 | 2 | 2 | 100.0 | 0 | 2 | W | 20-16 | |
| 11/25 | at Broncos | P | 1 | 2 | 50.0 | 41 | 2 | 2 | 100.0 | 0 | 5 | L | 17-24 | |
| 12/02 | Chargers | P | 1 | 1 | 100.0 | 48 | 3 | 4 | 75.0 | 0 | 6 | L | 30-33 | |
| 12/09 | at Raiders | P | 0 | 2 | 0.0 | 0 | 3 | 3 | 100.0 | 0 | 3 | L | 21-24 | |
| 12/16 | Patriots | P | 1 | 2 | 50.0 | 48 | 2 | 2 | 100.0 | 0 | 5 | W | 17-10 | |
| 12/23 | at Saints | P | 2 | 2 | 100.0 | 49 | 2 | 2 | 100.0 | 0 | 8 | L | 28-31 | |
| 12/30 | Bengals | | | | | DID NOT PLAY | | | | | | | W | 16-13 |
| 2018 TOTALS | | 15 | 13 | 20 | 65.0 | 50 | 43 | 48 | 89.6 | 0 | 82 | 9-6-1 | | |

2017 GAME-BY-GAME REGULAR-SEASON STATISTICS (STEELERS)

| | | FIELD GOALS | | | | EXTRA POINTS | | | | | | | |
|-------------|------------|-------------|-----|-----|-------|--------------|----|-----|-------|-----|-----|------|--------|
| DATE | OPPONENT | | FGM | FGA | PCT | LG | XP | XPA | PCT | BLK | PTS | W/L | SCORE |
| 09/10 | at Browns | P | 0 | 0 | 0.0 | 0 | 3 | 3 | 100.0 | 0 | 3 | W | 21-18 |
| 09/17 | Vikings | P | 4 | 4 | 100.0 | 46 | 2 | 2 | 100.0 | 0 | 14 | W | 26-9 |
| 09/24 | at Bears | P | 1 | 2 | 50.0 | 32 | 2 | 2 | 100.0 | 0 | 5 | L | 17-23+ |
| 10/01 | at Ravens | P | 2 | 3 | 66.7 | 49 | 2 | 2 | 100.0 | 0 | 8 | W | 26-9 |
| 10/08 | Jaguars | P | 3 | 3 | 100.0 | 34 | 0 | 0 | 0.0 | 0 | 9 | L | 9-30 |
| 10/15 | at Chiefs | P | 1 | 1 | 100.0 | 24 | 2 | 2 | 100.0 | 0 | 5 | W | 19-13 |
| 10/22 | Bengals | P | 5 | 5 | 100.0 | 49 | 2 | 2 | 100.0 | 0 | 17 | W | 29-14 |
| 10/29 | at Lions | P | 2 | 2 | 100.0 | 38 | 2 | 2 | 100.0 | 0 | 8 | W | 20-15 |
| 11/12 | at Colts | P | 2 | 3 | 66.7 | 41 | 0 | 1 | 0.0 | 1 | 6 | W | 20-17 |
| 11/16 | Titans | P | 4 | 4 | 100.0 | 50 | 4 | 4 | 100.0 | 0 | 16 | W | 40-17 |
| 11/26 | Packers | P | 1 | 1 | 100.0 | 53 | 2 | 3 | 66.7 | 0 | 5 | W | 31-28 |
| 12/04 | at Bengals | P | 3 | 3 | 100.0 | 38 | 2 | 2 | 100.0 | 0 | 11 | W | 23-20 |
| 12/10 | Ravens | P | 4 | 4 | 100.0 | 52 | 3 | 3 | 100.0 | 0 | 15 | W | 39-38 |
| 12/17 | Patriots | P | 1 | 1 | 100.0 | 51 | 3 | 3 | 100.0 | 0 | 6 | L | 24-27 |
| 12/25 | at Texans | P | 2 | 2 | 100.0 | 36 | 4 | 4 | 100.0 | 0 | 10 | W | 34-6 |
| 12/31 | Browns | P | 0 | 0 | 0.0 | 0 | 4 | 4 | 100.0 | 0 | 4 | W | 28-24 |
| 2017 TOTALS | | 16 | 35 | 38 | 92.1 | 53 | 37 | 39 | 94.9 | 1 | 142 | 13-3 | |

2016 GAME-BY-GAME REGULAR-SEASON STATISTICS (STEELERS)


| | | FIELD GOALS | | | | EXTRA POINTS | | | | PTS | W/L | SCORE |
|-------------|-------------|-------------|-----|-----|-------|--------------|-----|-----|-------|-----|-----|----------|
| DATE | OPPONENT | FGM | FGA | PCT | LG | XP | XPA | PCT | BLK | | | |
| 09/12 | at Redskins | P | 1 | 1 | 100.0 | 46 | 5 | 5 | 100.0 | 0 | 8 | W 38-16 |
| 09/18 | Bengals | P | 1 | 1 | 100.0 | 49 | 3 | 3 | 100.0 | 0 | 6 | W 24-16 |
| 09/25 | at Eagles | P | 1 | 2 | 50.0 | 40 | 0 | 0 | 0.0 | 0 | 3 | L 3-34 |
| 10/02 | Chiefs | P | 0 | 0 | 0.0 | 0 | 5 | 5 | 100.0 | 0 | 5 | W 43-14 |
| 10/09 | Jets | P | 1 | 1 | 100.0 | 47 | 4 | 4 | 100.0 | 0 | 7 | W 31-13 |
| 10/16 | at Dolphins | P | 0 | 0 | 0.0 | 0 | 1 | 1 | 100.0 | 0 | 1 | L 15-30 |
| 10/23 | Patriots | P | 3 | 5 | 60.0 | 46 | 1 | 1 | 100.0 | 0 | 10 | L 16-27 |
| 11/06 | at Ravens | P | 0 | 0 | 0.0 | 0 | 2 | 2 | 100.0 | 0 | 2 | L 14-21 |
| 11/13 | Cowboys | P | 2 | 3 | 66.7 | 39 | 0 | 0 | 0.0 | 0 | 6 | L 30-35 |
| 11/20 | at Browns | P | 3 | 3 | 100.0 | 33 | 1 | 1 | 100.0 | 0 | 10 | W 24-9 |
| 11/24 | at Colts | P | 0 | 0 | 0.0 | 0 | 4 | 4 | 100.0 | 0 | 4 | W 28-7 |
| 12/04 | Giants | | | | | INACTIVE | | | | | | W 24-14 |
| 12/11 | at Bills | P | 2 | 2 | 100.0 | 39 | 3 | 3 | 100.0 | 0 | 9 | W 27-20 |
| 12/18 | at Bengals | P | 6 | 6 | 100.0 | 49 | 0 | 0 | 0.0 | 0 | 18 | W 24-20 |
| 12/25 | Ravens | P | 1 | 1 | 100.0 | 36 | 4 | 4 | 100.0 | 0 | 7 | W 31-27 |
| 01/01 | Browns | P | 0 | 0 | 0.0 | 0 | 3 | 3 | 100.0 | 0 | 3 | W 27-24+ |
| 2016 TOTALS | | 15 | 21 | 25 | 84.0 | 49 | 36 | 36 | 100.0 | 0 | 99 | 11-5 |

+ - Overtime

2015 GAME-BY-GAME REGULAR-SEASON STATISTICS (STEELERS)

| | | FIELD GOALS | | | | EXTRA POINTS | | | | PTS | W/L | SCORE |
|-------------|-------------|-------------|-----|-----|-------|---------------|-----|-----|-------|-----|-----|---------|
| DATE | OPPONENT | FGM | FGA | PCT | LG | XP | XPA | PCT | BLK | | | |
| 09/10 | at Patriots | | | | | NOT ON ROSTER | | | | | L | 21-28 |
| 09/20 | 49ers | | | | | NOT ON ROSTER | | | | | W | 43-18 |
| 09/27 | at Rams | | | | | NOT ON ROSTER | | | | | W | 12-6 |
| 10/01 | Ravens | | | | | NOT ON ROSTER | | | | | L | 20-23+ |
| 10/12 | at Chargers | P | 1 | 1 | 100.0 | 47 | 3 | 3 | 100.0 | 0 | 6 | W 24-20 |
| 10/18 | Cardinals | P | 4 | 4 | 100.0 | 51 | 1 | 1 | 100.0 | 0 | 13 | W 25-13 |
| 10/25 | at Chiefs | P | 2 | 2 | 100.0 | 36 | 1 | 1 | 100.0 | 0 | 7 | L 13-23 |
| 11/01 | Bengals | P | 1 | 1 | 100.0 | 32 | 1 | 1 | 100.0 | 0 | 4 | L 10-16 |
| 11/08 | Raiders | P | 3 | 4 | 75.0 | 38 | 3 | 3 | 100.0 | 0 | 12 | W 38-35 |
| 11/15 | Browns | P | 3 | 3 | 100.0 | 34 | 1 | 2 | 50.0 | 0 | 10 | W 30-9 |
| 11/29 | at Seahawks | P | 3 | 3 | 100.0 | 44 | 1 | 1 | 100.0 | 0 | 10 | L 30-39 |
| 12/06 | Colts | P | 3 | 4 | 75.0 | 51 | 4 | 4 | 100.0 | 0 | 13 | W 45-10 |
| 12/13 | at Bengals | P | 4 | 4 | 100.0 | 47 | 3 | 3 | 100.0 | 0 | 15 | W 33-20 |
| 12/20 | Broncos | P | 2 | 2 | 100.0 | 41 | 4 | 4 | 100.0 | 0 | 10 | W 34-27 |
| 12/27 | at Ravens | P | 1 | 1 | 100.0 | 34 | 2 | 2 | 100.0 | 0 | 5 | L 17-20 |
| 01/03 | at Browns | P | 2 | 3 | 66.7 | 39 | 2 | 2 | 100.0 | 0 | 8 | W 28-12 |
| 2015 TOTALS | | 12 | 29 | 32 | 90.6 | 51 | 26 | 27 | 96.3 | 0 | 113 | 10-6 |

+ - Overtime




13

MILES BOYKIN
WIDE RECEIVER

HEIGHT: 6-4
WEIGHT: 220
COLLEGE: Notre Dame
BORN: October 12, 1996

BIRTHPLACE: New Lenox, IL
HOW ACQUIRED: W 22 (BAL)
NFL EXPERIENCE: 4th year



COMMUNITY SERVICE

- ✦ Participated in Crucial Catch PSA to encourage fans to get early detection cancer screenings (2020)
- ✦ Joined teammates to converse and play games (virtually) during the Ravens' A Purple Evening, the team's annual event dedicated to female fans (2020)
- ✦ Hosted virtual meet & greets with fans to raise money for the United Way's COVID-19 Relief Fund (2020)
- ✦ Attended the Ravens' annual Holiday Helpers event at Target to shop for gifts with Baltimore youth in need (2019)
- ✦ Supported teammates Willie Snead IV and former teammate Seth Roberts at their Turkey Giveaway at Zion Baptist Church for Baltimore City residents during Thanksgiving (2019)
- ✦ Supported children of service members at Fort Meade by participating in the Ravens' Salute to Service Military Kids Clinic (2019)
- ✦ Alongside teammates, participated in the St. John Baptist 5K Run, Walk and Roll/Walk for Bobbi Ingram Foundation, hosted by tight ends coach Bobby Ingram (2019)
- ✦ Signed autographs and played games at the Ravens' A Purple Evening, the team's annual event dedicated to female fans (2019)
- ✦ Participated as a celebrity bowler in Anthony Levine Sr.'s Celebrity Bowling Night to benefit his 4ever1 Foundation (2019)
- ✦ Participated in the organization-wide day of service, Caw to Action – a celebration of the NFL's Huddle for 100 initiative (2019)
- ✦ Participated in Anthony Levine Sr.'s 10th Annual Home Run Derby & Softball Game with Ravens teammates (2019)
- ✦ Participated in the Ravens' Signature Project with M&T Bank to renovate the facility and visit with children at the Webster Kendrick Boys & Girls Club in Baltimore (2019)

MILES BOYKIN'S NFL REGULAR SEASON RUSHING/RECEIVING STATISTICS

| DATE | TEAM | GP | GS | RECEIVING | | | | | RUSHING | | | | |
|------------|----------|----|----|-----------|------|------|-----|----|---------|------|------|----|----|
| | | | | NO. | YDS. | AVG. | LG | TD | NO. | YDS. | AVG. | LG | TD |
| 2019 | Ravens | 16 | 11 | 13 | 198 | 15.2 | 50 | 3 | 0 | 0 | 0.0 | 0 | 0 |
| 2020 | Ravens | 16 | 13 | 19 | 266 | 14.0 | 43t | 4 | 0 | 0 | 0.0 | 0 | 0 |
| 2021 | Ravens | 8 | 0 | 1 | 6 | 6.0 | 6 | 0 | 0 | 0 | 0.0 | 0 | 0 |
| 2022 | Steelers | 5 | 0 | 1 | 11 | 11.0 | 11 | 0 | 0 | 0 | 0.0 | 0 | 0 |
| NFL TOTALS | | 45 | 24 | 34 | 481 | 14.1 | 50 | 7 | 0 | 0 | 0.0 | 0 | 0 |

MILES BOYKIN'S NFL POSTSEASON RUSHING/RECEIVING STATISTICS

| DATE | TEAM | GP | GS | RECEIVING | | | | | RUSHING | | | | |
|------------|--------|----|----|-----------|------|------|----|----|---------|------|------|----|----|
| | | | | NO. | YDS. | AVG. | LG | TD | NO. | YDS. | AVG. | LG | TD |
| 2019 | Ravens | 1 | 0 | 3 | 26 | 8.7 | 13 | 0 | 0 | 0 | 0.0 | 0 | 0 |
| 2020 | Ravens | 2 | 2 | 3 | 20 | 6.7 | 11 | 0 | 0 | 0 | 0.0 | 0 | 0 |
| NFL TOTALS | | 3 | 2 | 6 | 46 | 7.7 | 13 | 0 | 0 | 0 | 0.0 | 0 | 0 |

MILES BOYKIN'S NFL REGULAR SEASON RETURN STATISTICS

| KICKOFF RETURNS | | | | | | | PUNT RETURNS | | | | | | |
|-----------------|----------|------|------|------|----|----|--------------|----|------|------|----|----|--|
| DATE | TEAM | RET. | YDS. | AVG. | LG | TD | NO. | FC | YDS. | AVG. | LG | TD | |
| 2019 | Ravens | 0 | 0 | 0.0 | 0 | 0 | 0 | 0 | 0 | 0.0 | 0 | 0 | |
| 2020 | Ravens | 0 | 0 | 0.0 | 0 | 0 | 0 | 0 | 0 | 0.0 | 0 | 0 | |
| 2021 | Ravens | 0 | 0 | 0.0 | 0 | 0 | 0 | 0 | 0 | 0.0 | 0 | 0 | |
| 2022 | Steelers | 0 | 0 | 0.0 | 0 | 0 | 0 | 0 | 0 | 0.0 | 0 | 0 | |
| NFL TOTALS | | 0 | 0 | 0.0 | 0 | 0 | 0 | 0 | 0 | 0.0 | 0 | 0 | |

MILES BOYKIN'S NFL POSTSEASON RETURN STATISTICS

| KICKOFF RETURNS | | | | | | | PUNT RETURNS | | | | | | |
|-----------------|--------|------|------|------|----|----|--------------|----|------|------|----|----|--|
| DATE | TEAM | RET. | YDS. | AVG. | LG | TD | NO. | FC | YDS. | AVG. | LG | TD | |
| 2019 | Ravens | 0 | 0 | 0.0 | 0 | 0 | 0 | 0 | 0 | 0.0 | 0 | 0 | |
| 2020 | Ravens | 0 | 0 | 0.0 | 0 | 0 | 0 | 0 | 0 | 0.0 | 0 | 0 | |
| NFL TOTALS | | 0 | 0 | 0.0 | 0 | 0 | 0 | 0 | 0 | 0.0 | 0 | 0 | |

SINGLE-GAME HIGHS: RECEIVING

| | | | |
|--------------------|--|-----------------------|--|
| Receptions | 4 at Houston Texans, Sep 20, 2020 3 vs. Cleveland Browns, Sep 13, 2020 ...1 more at 3. | All-Purpose Yards | 55 at Seattle Seahawks, Oct 20, 2019 54 at Los Angeles Rams, Nov 25, 2019 |
| Receiving Yards | 55 at Seattle Seahawks, Oct 20, 2019 54 at Los Angeles Rams, Nov 25, 2019 | Special Teams Tackles | 2 vs. New England Patriots, Sep 18, 2022 2 at Cincinnati Bengals, Sep 11, 2022 |
| Receiving Average | 12.3 vs. Cleveland Browns, Sep 13, 2020 10.7 vs. Cleveland Browns, Sep 29, 2019 | Most TDs | 1 at Cincinnati Bengals, Jan 03, 2021 1 vs. Jacksonville Jaguars, Dec 20, 2020 ...5 more at 1. |
| Longest Receptions | 50 at Seattle Seahawks, Oct 20, 2019 43t at Cincinnati Bengals, Jan 03, 2021 | Miscellaneous Tackles | 1 at Washington Football Team, Oct 04, 2020 |
| Receiving TDs | 1 at Cincinnati Bengals, Jan 03, 2021 1 vs. Jacksonville Jaguars, Dec 20, 2020 ...5 more at 1. | | |

SINGLE-GAME HIGHS - POSTSEASON: RECEIVING

| | | | |
|-------------------|--|-----------------------|---|
| Receptions | 3 at Buffalo Bills, Jan 16, 2021 3 vs. Tennessee Titans, Jan 11, 2020 | Longest Receptions | 13 vs. Tennessee Titans, Jan 11, 2020 11 at Buffalo Bills, Jan 16, 2021 |
| Receiving Yards | 26 vs. Tennessee Titans, Jan 11, 2020 20 at Buffalo Bills, Jan 16, 2021 | | 9 vs. Tennessee Titans, Jan 11, 2020 5 at Buffalo Bills, Jan 16, 2021 4 at Buffalo Bills, Jan 16, 2021 ...1 more at 4. |
| Receiving Average | 8.7 vs. Tennessee Titans, Jan 11, 2020 6.7 at Buffalo Bills, Jan 16, 2021 | All-Purpose Yards | 26 vs. Tennessee Titans, Jan 11, 2020 20 at Buffalo Bills, Jan 16, 2021 |
| | | Miscellaneous Tackles | 1 at Tennessee Titans, Jan 10, 2021 1 vs. Tennessee Titans, Jan 11, 2020 |

2022 GAME-BY-GAME REGULAR-SEASON STATISTICS (STEELERS)

| DATE | OPPONENT | P/S | RECEIVING | | | | | RUSHING | | | | | W/L | SCORE |
|--------------|------------|-----|-----------|------|------|----|----|---------|------|------|----|----|-----|--------|
| | | | NO. | YDS. | AVG. | LG | TD | NO. | YDS. | AVG. | LG | TD | | |
| 09/11 | at Bengals | P | 0 | 0 | 0.0 | 0 | 0 | 0 | 0 | 0.0 | 0 | 0 | W | 23-20+ |
| 09/18 | Patriots | P | 0 | 0 | 0.0 | 0 | 0 | 0 | 0 | 0.0 | 0 | 0 | L | 14-17 |
| 09/22 | at Browns | P | 0 | 0 | 0.0 | 0 | 0 | 0 | 0 | 0.0 | 0 | 0 | L | 17-29 |
| 10/02 | Jets | P | 0 | 0 | 0.0 | 0 | 0 | 0 | 0 | 0.0 | 0 | 0 | L | 20-24 |
| 10/09 | at Bills | P | 1 | 11 | 11.0 | 11 | 0 | 0 | 0 | 0.0 | 0 | 0 | L | 3-38 |
| 2022 TOTALS | | 5-0 | 1 | 11 | 11.0 | 11 | 0 | 0 | 0 | 0.0 | 0 | 0 | 1-4 | |
| + - Overtime | | | | | | | | | | | | | | |

2021 GAME-BY-GAME REGULAR-SEASON STATISTICS (RAVENS)

| DATE | OPPONENT | P/S | RECEIVING | | | | | RUSHING | | | | | W/L | SCORE |
|--------------|-------------|-----|-----------|------|------|----|----|---|------|------|----|----|-----|--------|
| | | | NO. | YDS. | AVG. | LG | TD | NO. | YDS. | AVG. | LG | TD | | |
| 09/13 | at Raiders | | | | | | | INJURED RESERVE | | | | | L | 27-33+ |
| 09/19 | Chiefs | | | | | | | INJURED RESERVE | | | | | W | 36-35 |
| 09/26 | at Lions | | | | | | | INJURED RESERVE | | | | | W | 19-17 |
| 10/03 | at Broncos | | | | | | | INJURED RESERVE - DESIGNATED FOR RETURN | | | | | W | 23-7 |
| 10/11 | Colts | P | 0 | 0 | 0.0 | 0 | 0 | 0 | 0 | 0.0 | 0 | 0 | W | 31-25+ |
| 10/17 | Chargers | P | 1 | 6 | 6.0 | 6 | 0 | 0 | 0 | 0.0 | 0 | 0 | W | 34-6 |
| 10/24 | Bengals | P | 0 | 0 | 0.0 | 0 | 0 | 0 | 0 | 0.0 | 0 | 0 | L | 17-41 |
| 11/07 | Vikings | P | 0 | 0 | 0.0 | 0 | 0 | 0 | 0 | 0.0 | 0 | 0 | W | 34-31+ |
| 11/11 | at Dolphins | P | 0 | 0 | 0.0 | 0 | 0 | 0 | 0 | 0.0 | 0 | 0 | L | 10-22 |
| 11/21 | at Bears | | | | | | | ON INACTIVE LIST | | | | | W | 16-13 |
| 11/28 | Browns | | | | | | | ON INACTIVE LIST | | | | | W | 16-10 |
| 12/05 | at Steelers | | | | | | | ON INACTIVE LIST | | | | | L | 19-20 |
| 12/12 | at Browns | | | | | | | ON INACTIVE LIST | | | | | L | 22-24 |
| 12/19 | Packers | P | 0 | 0 | 0.0 | 0 | 0 | 0 | 0 | 0.0 | 0 | 0 | L | 30-31 |
| 12/26 | at Bengals | P | 0 | 0 | 0.0 | 0 | 0 | 0 | 0 | 0.0 | 0 | 0 | L | 21-41 |
| 01/02 | Rams | | | | | | | ON INACTIVE LIST | | | | | L | 19-20 |
| 01/09 | Steelers | P | 0 | 0 | 0.0 | 0 | 0 | 0 | 0 | 0.0 | 0 | 0 | L | 13-16+ |
| 2021 TOTALS | | 8-0 | 1 | 6 | 6.0 | 6 | 0 | 0 | 0 | 0.0 | 0 | 0 | 8-9 | |
| + - Overtime | | | | | | | | | | | | | | |

2020 GAME-BY-GAME REGULAR-SEASON STATISTICS (RAVENS)

| DATE | OPPONENT | P/S | RECEIVING | | | | | RUSHING | | | | | W/L | SCORE |
|--------------|------------------|-------|-----------|------|------|-----|----|---------|------|------|----|----|------|--------|
| | | | NO. | YDS. | AVG. | LG | TD | NO. | YDS. | AVG. | LG | TD | | |
| 09/13 | Browns | S | 3 | 37 | 12.3 | 25 | 0 | 0 | 0 | 0.0 | 0 | 0 | W | 38-6 |
| 09/20 | at Texans | S | 4 | 38 | 9.5 | 14 | 0 | 0 | 0 | 0.0 | 0 | 0 | W | 33-16 |
| 09/28 | Chiefs | P | 1 | 8 | 8.0 | 8 | 0 | 0 | 0 | 0.0 | 0 | 0 | L | 20-34 |
| 10/04 | at Football Team | S | 2 | 28 | 14.0 | 15 | 0 | 0 | 0 | 0.0 | 0 | 0 | W | 31-17 |
| 10/11 | Bengals | P | 0 | 0 | 0.0 | 0 | 0 | 0 | 0 | 0.0 | 0 | 0 | W | 27-3 |
| 10/18 | at Eagles | S | 1 | 11 | 11.0 | 11 | 0 | 0 | 0 | 0.0 | 0 | 0 | W | 30-28 |
| 11/01 | Steelers | S | 2 | 20 | 10.0 | 14 | 1 | 0 | 0 | 0.0 | 0 | 0 | L | 24-28 |
| 11/08 | at Colts | S | 1 | 11 | 11.0 | 11 | 0 | 0 | 0 | 0.0 | 0 | 0 | W | 24-10 |
| 11/15 | at Patriots | S | 0 | 0 | 0.0 | 0 | 0 | 0 | 0 | 0.0 | 0 | 0 | L | 17-23 |
| 11/22 | Titans | P | 0 | 0 | 0.0 | 0 | 0 | 0 | 0 | 0.0 | 0 | 0 | L | 24-30+ |
| 12/02 | at Steelers | S | 0 | 0 | 0.0 | 0 | 0 | 0 | 0 | 0.0 | 0 | 0 | L | 14-19 |
| 12/08 | Cowboys | S | 1 | 38 | 38.0 | 38t | 1 | 0 | 0 | 0.0 | 0 | 0 | W | 34-17 |
| 12/14 | at Browns | S | 1 | 15 | 15.0 | 15 | 0 | 0 | 0 | 0.0 | 0 | 0 | W | 47-42 |
| 12/20 | Jaguars | S | 1 | 4 | 4.0 | 4t | 1 | 0 | 0 | 0.0 | 0 | 0 | W | 40-14 |
| 12/27 | Giants | S | 1 | 13 | 13.0 | 13 | 0 | 0 | 0 | 0.0 | 0 | 0 | W | 27-13 |
| 01/03 | at Bengals | S | 1 | 43 | 43.0 | 43t | 1 | 0 | 0 | 0.0 | 0 | 0 | W | 38-3 |
| 2020 TOTALS | | 16-13 | 19 | 266 | 14.0 | 43T | 4 | 0 | 0 | 0.0 | 0 | 0 | 11-5 | |
| + - Overtime | | | | | | | | | | | | | | |

2019 GAME-BY-GAME REGULAR-SEASON STATISTICS (RAVENS)

| DATE | OPPONENT | P/S | RECEIVING | | | | | RUSHING | | | | | W/L | SCORE |
|--------------|-------------|-------|-----------|------|------|----|----|---------|------|------|----|----|------|--------|
| | | | NO. | YDS. | AVG. | LG | TD | NO. | YDS. | AVG. | LG | TD | | |
| 09/08 | at Dolphins | S | 1 | 5 | 5.0 | 5t | 1 | 0 | 0 | 0.0 | 0 | 0 | W | 59-10 |
| 09/15 | Cardinals | S | 1 | 11 | 11.0 | 11 | 0 | 0 | 0 | 0.0 | 0 | 0 | W | 23-17 |
| 09/22 | at Chiefs | S | 0 | 0 | 0.0 | 0 | 0 | 0 | 0 | 0.0 | 0 | 0 | L | 28-33 |
| 09/29 | Browns | S | 3 | 32 | 10.7 | 18 | 1 | 0 | 0 | 0.0 | 0 | 0 | L | 25-40 |
| 10/06 | at Steelers | S | 0 | 0 | 0.0 | 0 | 0 | 0 | 0 | 0.0 | 0 | 0 | W | 26-23+ |
| 10/13 | Bengals | S | 2 | 28 | 14.0 | 18 | 0 | 0 | 0 | 0.0 | 0 | 0 | W | 23-17 |
| 10/20 | at Seahawks | P | 2 | 55 | 27.5 | 50 | 0 | 0 | 0 | 0.0 | 0 | 0 | W | 30-16 |
| 11/03 | Patriots | S | 0 | 0 | 0.0 | 0 | 0 | 0 | 0 | 0.0 | 0 | 0 | W | 37-20 |
| 11/10 | at Bengals | P | 0 | 0 | 0.0 | 0 | 0 | 0 | 0 | 0.0 | 0 | 0 | W | 49-13 |
| 11/17 | Texans | S | 0 | 0 | 0.0 | 0 | 0 | 0 | 0 | 0.0 | 0 | 0 | W | 41-7 |
| 11/25 | at Rams | S | 2 | 54 | 27.0 | 39 | 0 | 0 | 0 | 0.0 | 0 | 0 | W | 45-6 |
| 12/01 | 49ers | P | 0 | 0 | 0.0 | 0 | 0 | 0 | 0 | 0.0 | 0 | 0 | W | 20-17 |
| 12/08 | at Bills | S | 0 | 0 | 0.0 | 0 | 0 | 0 | 0 | 0.0 | 0 | 0 | W | 24-17 |
| 12/12 | Jets | P | 1 | 5 | 5.0 | 5t | 1 | 0 | 0 | 0.0 | 0 | 0 | W | 42-21 |
| 12/22 | at Browns | P | 1 | 8 | 8.0 | 8 | 0 | 0 | 0 | 0.0 | 0 | 0 | W | 31-15 |
| 12/29 | Steelers | S | 0 | 0 | 0.0 | 0 | 0 | 0 | 0 | 0.0 | 0 | 0 | W | 28-10 |
| 2019 TOTALS | | 16-11 | 13 | 198 | 15.2 | 50 | 3 | 0 | 0 | 0.0 | 0 | 0 | 14-2 | |
| + - Overtime | | | | | | | | | | | | | | |



55

DEVIN BUSH
LINEBACKER

HEIGHT: 5-11
WEIGHT: 234
COLLEGE: Michigan
BORN: July 18, 1998

BIRTHPLACE: Pembroke Pines, FL
HOW ACQUIRED: DT 19
NFL EXPERIENCE: 4th year



COMMUNITY

- ♦ Serves on the Steelers Social Justice Committee
- ♦ Was honored as the Steelers recipient of the 2021 Ed Block Courage Award

DEVIN BUSH'S NFL REGULAR SEASON DEFENSIVE STATISTICS

| DATE | TEAM | GP | GS | TK | S | TACKLES | | | | | QBH | INTERCEPTIONS | | | | | O. FUMB | | | ST | | | MISC | | |
|------------|----------|----|----|-----|-----|---------|-----|-----|-----|------|-----|---------------|-----|----|----|----|---------|----|----|-----|----|---|------|----|----|
| | | | | | | A | TFL | YDS | SK | YDS | | NO | YDS | LG | TD | PD | FF | FR | TD | YDS | TK | S | A | FF | FR |
| 2019 | Steelers | 16 | 15 | 109 | 72 | 37 | 9 | 17 | 1.0 | 9.0 | 2 | 2 | 6 | 6 | 0 | 4 | 1 | 4 | 1 | 20 | 0 | 0 | 0 | 0 | 0 |
| 2020 | Steelers | 5 | 5 | 26 | 16 | 10 | 0 | 0 | 1.0 | 6.5 | 2 | 0 | 0 | 0 | 3 | 0 | 0 | 0 | 0 | 0 | 0 | 0 | 0 | 0 | |
| 2021 | Steelers | 14 | 14 | 70 | 41 | 29 | 2 | 18 | 2.0 | 18.0 | 4 | 0 | 0 | 0 | 4 | 1 | 1 | 0 | 0 | 0 | 0 | 0 | 0 | 0 | |
| 2022 | Steelers | 5 | 5 | 30 | 18 | 12 | 0 | 0 | 0.0 | 0.0 | 1 | 0 | 0 | 0 | 0 | 0 | 0 | 0 | 0 | 0 | 0 | 0 | 0 | 0 | |
| NFL TOTALS | | 40 | 39 | 235 | 147 | 88 | 11 | 35 | 4.0 | 33.5 | 9 | 2 | 6 | 6 | 0 | 11 | 2 | 5 | 1 | 20 | 0 | 0 | 0 | 0 | 0 |

DEVIN BUSH'S NFL POSTSEASON DEFENSIVE STATISTICS

| | | | | TACKLES | | | | | | | INTERCEPTIONS | | | | | O. FUMB | | | | ST | | | | MISC | | | |
|------------|----------|----|----|---------|---|---|-----|-----|-----|-----|---------------|----|-----|----|----|---------|----|----|----|-----|----|---|---|------|----|---|---|
| DATE | TEAM | GP | GS | TK | S | A | TFL | YDS | SK | YDS | QBH | NO | YDS | LG | TD | PD | FF | FR | TD | YDS | TK | S | A | FF | FR | S | A |
| 2020 | Steelers | 0 | 0 | 0 | 0 | 0 | 0 | 0 | 0.0 | 0.0 | 0 | 0 | 0 | 0 | 0 | 0 | 0 | 0 | 0 | 0 | 0 | 0 | 0 | 0 | 0 | 0 | 0 |
| 2021 | Steelers | 1 | 1 | 1 | 1 | 0 | 0 | 0 | 0.0 | 0.0 | 0 | 1 | 10 | 10 | 0 | 1 | 0 | 0 | 0 | 0 | 0 | 0 | 0 | 0 | 0 | 0 | 0 |
| NFL TOTALS | | 1 | 1 | 1 | 1 | 0 | 0 | 0 | 0.0 | 0.0 | 0 | 1 | 10 | 10 | 0 | 1 | 0 | 0 | 0 | 0 | 0 | 0 | 0 | 0 | 0 | 0 | 0 |

SINGLE-GAME HIGHS: DEFENSIVE

| | | | |
|-----------------|---|----------------------------------|---|
| Total Tackles | 12 at Baltimore Ravens, Dec 29, 2019 11 at Cleveland Browns, Sep 22, 2022 ...1 more at 11. | Fumble Recoveries | 2 at San Francisco 49ers, Sep 22, 2019 1 vs. Seattle Seahawks, Oct 17, 2021 ...2 more at 1. |
| Solo Tackles | 11 at Baltimore Ravens, Dec 29, 2019 7 at San Francisco 49ers, Sep 22, 2019 ...1 more at 7. | Tackles For Loss | 3 vs. Cincinnati Bengals, Sep 30, 2019 2 vs. Buffalo Bills, Dec 15, 2019 |
| Sacks | 1.0 vs. Denver Broncos, Oct 10, 2021 1.0 at Green Bay Packers, Oct 03, 2021 ...1 more at 1.0. | Interceptions | 1 at Los Angeles Chargers, Oct 13, 2019 1 vs. Baltimore Ravens, Oct 06, 2019 |
| Passes Defensed | 2 at Minnesota Vikings, Dec 09, 2021 2 vs. Denver Broncos, Sep 20, 2020 | Interception Return Yards | 6 at Los Angeles Chargers, Oct 13, 2019 |
| Forced Fumbles | 1 at Buffalo Bills, Sep 12, 2021 1 at Cincinnati Bengals, Nov 24, 2019 | Longest Opponent's Fumble Return | 11 vs. Seattle Seahawks, Sep 15, 2019 9 at Los Angeles Chargers, Oct 13, 2019 |

SINGLE-GAME HIGHS - POSTSEASON: DEFENSIVE

| | | | |
|-----------------|---------------------------------------|---------------------------|--|
| Total Tackles | 1 at Kansas City Chiefs, Jan 16, 2022 | Interceptions | 1 at Kansas City Chiefs, Jan 16, 2022 |
| Solo Tackles | 1 at Kansas City Chiefs, Jan 16, 2022 | Interception Return Yards | 10 at Kansas City Chiefs, Jan 16, 2022 |
| Passes Defensed | 1 at Kansas City Chiefs, Jan 16, 2022 | | |

2022 GAME-BY-GAME REGULAR-SEASON STATISTICS (STEELERS)

| DATE | OPPONENT | P/S | TACKLES | | | | | | | INTERCEPTIONS | | | | | O. FUMB | | | ST | | | MISC | | W/L | SCORE | | | |
|--------------|------------|-----|---------|----|----|-----|-----|-----|-----|---------------|----|-----|----|----|---------|----|----|----|-----|----|------|---|-----|-------|-----|-------|-------|
| | | | TK | S | A | SK | YDS | TFL | YDS | QBH | NO | YDS | LG | TD | PD | FF | FR | TD | YDS | TK | S | A | | | FF | FR | S |
| 09/11 | at Bengals | S | 5 | 2 | 3 | 0.0 | 0.0 | 0 | 0 | 0 | 0 | 0 | 0 | 0 | 0 | 0 | 0 | 0 | 0 | 0 | 0 | 0 | 0 | 0 | 0 | W | 23-20 |
| 09/18 | Patriots | S | 4 | 2 | 2 | 0.0 | 0.0 | 0 | 0 | 0 | 0 | 0 | 0 | 0 | 0 | 0 | 0 | 0 | 0 | 0 | 0 | 0 | 0 | 0 | L | 14-17 | |
| 09/22 | at Browns | S | 11 | 5 | 5 | 0.0 | 0.0 | 0 | 0 | 0 | 0 | 0 | 0 | 0 | 0 | 0 | 0 | 0 | 0 | 0 | 0 | 0 | 0 | 0 | L | 17-29 | |
| 10/02 | Jets | S | 6 | 5 | 1 | 0.0 | 0.0 | 0 | 0 | 1 | 0 | 0 | 0 | 0 | 0 | 0 | 0 | 0 | 0 | 0 | 0 | 0 | 0 | 0 | L | 20-24 | |
| 10/09 | at Bills | S | 4 | 3 | 1 | 0.0 | 0.0 | 0 | 0 | 0 | 0 | 0 | 0 | 0 | 0 | 0 | 0 | 0 | 0 | 0 | 0 | 0 | 0 | 0 | L | 3-38 | |
| 2022 TOTALS | | 5-5 | 30 | 18 | 12 | 0.0 | 0.0 | 0 | 0 | 1 | 0 | 0 | 0 | 0 | 0 | 0 | 0 | 0 | 0 | 0 | 0 | 0 | 0 | 0 | 1-4 | | |
| + - Overtime | | | | | | | | | | | | | | | | | | | | | | | | | | | |

+ - Overtime

| TACKLES | INTERCEPTIONS | O. FUMB |
|---------|---------------|---------|
|---------|---------------|---------|

+ - Overtime

| TACKLES | INTERCEPTIONS | O. FUMB |
|---------|---------------|---------|
|---------|---------------|---------|

2020 TOTALS

| TACKLES | INTERCEPTIONS | O. FUMB |
|---------|---------------|---------|
|---------|---------------|---------|

+ - Overtime



11

CHASE CLAYPOOL

WIDE RECEIVER

HEIGHT: 6-4

WEIGHT: 238

COLLEGE: Notre Dame

BORN: July 7, 1998

BIRTHPLACE: Abbotsford, British Columbia, Canada

HOW ACQUIRED: 02/20

NFL EXPERIENCE: 3rd year

CHASE CLAYPOOL'S NFL REGULAR SEASON RUSHING/RECEIVING STATISTICS

| DATE | TEAM | GP | GS | RECEIVING | | | | | RUSHING | | | | |
|------------|----------|----|----|-----------|-------|------|-----|----|---------|------|------|----|----|
| | | | | NO. | YDS. | AVG. | LG | TD | NO. | YDS. | AVG. | LG | TD |
| 2020 | Steelers | 16 | 6 | 62 | 873 | 14.1 | 84t | 9 | 10 | 16 | 1.6 | 8 | 2 |
| 2021 | Steelers | 15 | 13 | 59 | 860 | 14.6 | 59 | 2 | 14 | 96 | 6.9 | 25 | 0 |
| 2022 | Steelers | 5 | 5 | 16 | 129 | 8.1 | 20 | 0 | 7 | 47 | 6.7 | 15 | 0 |
| NFL TOTALS | | 36 | 24 | 137 | 1,862 | 13.6 | 84T | 11 | 31 | 159 | 5.1 | 25 | 2 |

CHASE CLAYPOOL'S NFL POSTSEASON RUSHING/RECEIVING STATISTICS

| DATE | TEAM | GP | GS | RECEIVING | | | | | RUSHING | | | | |
|------------|----------|----|----|-----------|------|------|-----|----|---------|------|------|----|----|
| | | | | NO. | YDS. | AVG. | LG | TD | NO. | YDS. | AVG. | LG | TD |
| 2020 | Steelers | 1 | 1 | 5 | 59 | 11.8 | 29t | 2 | 0 | 0 | 0.0 | 0 | 0 |
| 2021 | Steelers | 1 | 1 | 3 | 25 | 8.3 | 16 | 0 | 0 | 0 | 0.0 | 0 | 0 |
| NFL TOTALS | | 2 | 2 | 8 | 84 | 10.5 | 29T | 2 | 0 | 0 | 0.0 | 0 | 0 |

CHASE CLAYPOOL'S NFL REGULAR SEASON RETURN STATISTICS

| DATE | TEAM | RET. | KICKOFF RETURNS | | | | | PUNT RETURNS | | | | |
|------------|----------|------|-----------------|------|----|----|-----|--------------|------|------|----|----|
| | | | YDS. | AVG. | LG | TD | NO. | FC | YDS. | AVG. | LG | TD |
| 2020 | Steelers | 0 | 0 | 0.0 | 0 | 0 | 0 | 0 | 0 | 0.0 | 0 | 0 |
| 2021 | Steelers | 0 | 0 | 0.0 | 0 | 0 | 0 | 0 | 0 | 0.0 | 0 | 0 |
| 2022 | Steelers | 0 | 0 | 0.0 | 0 | 0 | 0 | 0 | 0 | 0.0 | 0 | 0 |
| NFL TOTALS | | 0 | 0 | 0.0 | 0 | 0 | 0 | 0 | 0 | 0.0 | 0 | 0 |

CHASE CLAYPOOL'S NFL POSTSEASON RETURN STATISTICS

| DATE | TEAM | RET. | KICKOFF RETURNS | | | | | PUNT RETURNS | | | | |
|------------|----------|------|-----------------|------|----|----|-----|--------------|------|------|----|----|
| | | | YDS. | AVG. | LG | TD | NO. | FC | YDS. | AVG. | LG | TD |
| 2020 | Steelers | 0 | 0 | 0.0 | 0 | 0 | 0 | 0 | 0 | 0.0 | 0 | 0 |
| 2021 | Steelers | 0 | 0 | 0.0 | 0 | 0 | 0 | 0 | 0 | 0.0 | 0 | 0 |
| NFL TOTALS | | 0 | 0 | 0.0 | 0 | 0 | 0 | 0 | 0 | 0.0 | 0 | 0 |

SINGLE-GAME HIGHS: RUSHING/RECEIVING

| | | | |
|-----------------|---|-----------------------|--|
| Rush Attempts | 6 at Cincinnati Bengals, Sep 11, 2022 3 at Baltimore Ravens, Jan 09, 2022 ...1 more at 3. | Receiving Average | 29.3 vs. Denver Broncos, Sep 20, 2020 27.3 at Cincinnati Bengals, Nov 28, 2021 |
| Rushing Yards | 36 at Cincinnati Bengals, Sep 11, 2022 33 at Baltimore Ravens, Jan 09, 2022 | Longest Receptions | 84t vs. Denver Broncos, Sep 20, 2020 59 vs. Denver Broncos, Oct 10, 2021 |
| Longest Runs | 25 at Buffalo Bills, Sep 12, 2021 17 at Baltimore Ravens, Jan 09, 2022 | Receiving TDs | 3 vs. Philadelphia Eagles, Oct 11, 2020 2 vs. Cincinnati Bengals, Nov 15, 2020 |
| Rushing TDs | 1 vs. Cleveland Browns, Oct 18, 2020 1 vs. Philadelphia Eagles, Oct 11, 2020 | All-Purpose Yards | 130 vs. Denver Broncos, Oct 10, 2021 116 vs. Philadelphia Eagles, Oct 11, 2020 |
| Receptions | 9 vs. Cincinnati Bengals, Sep 26, 2021 8 at Minnesota Vikings, Dec 09, 2021 ...1 more at 8. | Special Teams Tackles | 3 vs. Denver Broncos, Sep 20, 2020 1 at Cleveland Browns, Jan 03, 2021 ...2 more at 1. |
| Receiving Yards | 130 vs. Denver Broncos, Oct 10, 2021 110 vs. Philadelphia Eagles, Oct 11, 2020 | Most TDs | 4 vs. Philadelphia Eagles, Oct 11, 2020 2 vs. Cincinnati Bengals, Nov 15, 2020 |

SINGLE-GAME HIGHS - POSTSEASON: RECEIVING

| | | | |
|--------------------|--|-------------------|---|
| Receptions | 5 vs. Cleveland Browns, Jan 10, 2021 3 at Kansas City Chiefs, Jan 16, 2022 | Receiving TDs | 2 vs. Cleveland Browns, Jan 10, 2021 |
| Receiving Yards | 59 vs. Cleveland Browns, Jan 10, 2021 25 at Kansas City Chiefs, Jan 16, 2022 | All-Purpose Yards | 59 vs. Cleveland Browns, Jan 10, 2021 25 at Kansas City Chiefs, Jan 16, 2022 |
| Receiving Average | 11.8 vs. Cleveland Browns, Jan 10, 2021 8.3 at Kansas City Chiefs, Jan 16, 2022 | Most TDs | 2 vs. Cleveland Browns, Jan 10, 2021 |
| Longest Receptions | 29t vs. Cleveland Browns, Jan 10, 2021 16 at Kansas City Chiefs, Jan 16, 2022 15 vs. Cleveland Browns, Jan 10, 2021 7t vs. Cleveland Browns, Jan 10, 2021 7 vs. Cleveland Browns, Jan 10, 2021 | | |

100-YARD RECEIVING GAMES (3): REGULAR SEASON

| DATE | TEAM | NO. | YDS. | AVG. | LG | TD |
|----------|-----------|-----|------|------|-----|----|
| 10/11/20 | EAGLES | 7 | 110 | 15.7 | 35t | 3 |
| 01/03/21 | at Browns | 5 | 101 | 20.2 | 41 | 1 |
| 10/10/21 | BRONCOS | 5 | 130 | 26.0 | 59 | 1 |

2022 GAME-BY-GAME REGULAR-SEASON STATISTICS (STEELERS)

| DATE | OPPONENT | P/S | RECEIVING | | | | | | RUSHING | | | | | | W/L | SCORE |
|-------------|------------|-----|-----------|------|------|----|----|--|---------|------|------|----|----|--|-----|--------|
| | | | NO. | YDS. | AVG. | LG | TD | | NO. | YDS. | AVG. | LG | TD | | | |
| 09/11 | at Bengals | S | 4 | 18 | 4.5 | 6 | 0 | | 6 | 36 | 6.0 | 15 | 0 | | W | 23-20+ |
| 09/18 | Patriots | S | 4 | 26 | 6.5 | 11 | 0 | | 0 | 0 | 0.0 | 0 | 0 | | L | 14-17 |
| 09/22 | at Browns | S | 3 | 35 | 11.7 | 20 | 0 | | 1 | 11 | 11.0 | 11 | 0 | | L | 17-29 |
| 10/02 | Jets | S | 0 | 0 | 0.0 | 0 | 0 | | 0 | 0 | 0.0 | 0 | 0 | | L | 20-24 |
| 10/09 | at Bills | S | 5 | 50 | 10.0 | 20 | 0 | | 0 | 0 | 0.0 | 0 | 0 | | L | 3-38 |
| 2022 TOTALS | | 5-5 | 16 | 129 | 8.1 | 20 | 0 | | 7 | 47 | 6.7 | 15 | 0 | | 1-4 | |

+ - Overtime

2021 GAME-BY-GAME REGULAR-SEASON STATISTICS (STEELERS)

| DATE | OPPONENT | P/S | RECEIVING | | | | | | RUSHING | | | | | | W/L/T | SCORE |
|-------------|-------------|-------|------------------|------|------|----|----|--|---------|------|------|----|----|--|-------|--------|
| | | | NO. | YDS. | AVG. | LG | TD | | NO. | YDS. | AVG. | LG | TD | | | |
| 09/12 | at Bills | P | 3 | 45 | 15.0 | 22 | 0 | | 1 | 25 | 25.0 | 25 | 0 | | W | 27-19 |
| 09/19 | Raiders | S | 3 | 70 | 23.3 | 52 | 0 | | 1 | -3 | -3.0 | -3 | 0 | | L | 17-26 |
| 09/26 | Bengals | S | 9 | 96 | 10.7 | 29 | 0 | | 0 | 0 | 0.0 | 0 | 0 | | L | 10-24 |
| 10/03 | at Packers | | ON INACTIVE LIST | | | | | | | | | | | | L | 17-27 |
| 10/10 | Broncos | S | 5 | 130 | 26.0 | 59 | 1 | | 0 | 0 | 0.0 | 0 | 0 | | W | 27-19 |
| 10/17 | Seahawks | S | 2 | 17 | 8.5 | 12 | 0 | | 0 | 0 | 0.0 | 0 | 0 | | W | 23-20+ |
| 10/31 | at Browns | S | 4 | 45 | 11.3 | 16 | 0 | | 2 | 16 | 8.0 | 16 | 0 | | W | 15-10 |
| 11/08 | Bears | S | 3 | 30 | 10.0 | 26 | 0 | | 2 | 13 | 6.5 | 11 | 0 | | W | 29-27 |
| 11/14 | Lions | | ON INACTIVE LIST | | | | | | | | | | | | T | 16-16 |
| 11/21 | at Chargers | S | 5 | 93 | 18.6 | 37 | 0 | | 2 | 1 | 0.5 | 3 | 0 | | L | 37-41 |
| 11/28 | at Bengals | S | 3 | 82 | 27.3 | 41 | 0 | | 0 | 0 | 0.0 | 0 | 0 | | L | 10-41 |
| 12/05 | Ravens | P | 2 | 52 | 26.0 | 40 | 0 | | 1 | 2 | 2.0 | 2 | 0 | | W | 20-19 |
| 12/09 | at Vikings | S | 8 | 93 | 11.6 | 38 | 0 | | 1 | 2 | 2.0 | 2 | 0 | | L | 28-36 |
| 12/19 | Titans | S | 0 | 12 | 0.0 | 12 | 0 | | 1 | 7 | 7.0 | 7 | 0 | | W | 19-13 |
| 12/26 | at Chiefs | S | 4 | 41 | 10.3 | 24 | 0 | | 0 | 0 | 0.0 | 0 | 0 | | L | 10-36 |
| 01/03 | Browns | S | 3 | 17 | 5.7 | 8 | 0 | | 0 | 0 | 0.0 | 0 | 0 | | W | 26-14 |
| 01/09 | at Ravens | S | 5 | 37 | 7.4 | 10 | 1 | | 3 | 33 | 11.0 | 17 | 0 | | W | 16-13+ |
| 2021 TOTALS | | 15-13 | 59 | 860 | 14.6 | 59 | 2 | | 14 | 96 | 6.9 | 25 | 0 | | 9-7-1 | |

+ - Overtime

2020 GAME-BY-GAME REGULAR-SEASON STATISTICS (STEELERS)

| DATE | OPPONENT | P/S | RECEIVING | | | | | | RUSHING | | | | | | W/L | SCORE |
|-------------|---------------|------|-----------|------|------|-----|----|--|---------|------|------|----|----|--|------|-------|
| | | | NO. | YDS. | AVG. | LG | TD | | NO. | YDS. | AVG. | LG | TD | | | |
| 09/14 | at Giants | P | 2 | 39 | 19.5 | 28 | 0 | | 1 | 8 | 8.0 | 8 | 0 | | W | 26-16 |
| 09/20 | Broncos | P | 3 | 88 | 29.3 | 84t | 1 | | 0 | 0 | 0.0 | 0 | 0 | | W | 26-21 |
| 09/27 | Texans | P | 1 | 24 | 24.0 | 24 | 0 | | 0 | 0 | 0.0 | 0 | 0 | | W | 28-21 |
| 10/11 | Eagles | S | 7 | 110 | 15.7 | 35t | 3 | | 3 | 6 | 2.0 | 3 | 1 | | W | 38-29 |
| 10/18 | Browns | P | 4 | 74 | 18.5 | 36 | 0 | | 2 | 7 | 3.5 | 4 | 1 | | W | 38-7 |
| 10/25 | at Titans | S | 1 | -2 | -2.0 | -2 | 0 | | 0 | 0 | 0.0 | 0 | 0 | | W | 27-24 |
| 11/01 | at Ravens | P | 5 | 42 | 8.4 | 10 | 1 | | 0 | 0 | 0.0 | 0 | 0 | | W | 28-24 |
| 11/08 | at Cowboys | P | 8 | 69 | 8.6 | 14 | 0 | | 1 | 4 | 4.0 | 4 | 0 | | W | 24-19 |
| 11/15 | Bengals | P | 4 | 56 | 14.0 | 15 | 2 | | 2 | -3 | -1.5 | 0 | 0 | | W | 36-10 |
| 11/22 | at Jaguars | P | 4 | 59 | 14.8 | 31t | 1 | | 0 | 0 | 0.0 | 0 | 0 | | W | 27-3 |
| 12/02 | Ravens | P | 6 | 52 | 8.7 | 22 | 0 | | 0 | 0 | 0.0 | 0 | 0 | | W | 19-14 |
| 12/07 | Football Team | S | 2 | 38 | 19.0 | 30 | 0 | | 0 | 0 | 0.0 | 0 | 0 | | L | 17-23 |
| 12/13 | at Bills | S | 3 | 15 | 5.0 | 6 | 0 | | 0 | 0 | 0.0 | 0 | 0 | | L | 15-26 |
| 12/21 | at Bengals | P | 3 | 54 | 18.0 | 37 | 0 | | 1 | -6 | -6.0 | -6 | 0 | | L | 17-27 |
| 12/27 | Colts | S | 4 | 54 | 13.5 | 34 | 0 | | 0 | 0 | 0.0 | 0 | 0 | | W | 28-24 |
| 01/03 | at Browns | S | 5 | 101 | 20.2 | 41 | 1 | | 0 | 0 | 0.0 | 0 | 0 | | L | 22-24 |
| 2020 TOTALS | | 16-6 | 62 | 873 | 14.1 | 84T | 9 | | 10 | 16 | 1.6 | 8 | 2 | | 12-4 | |



61

MASON COLE
OFFENSIVE LINEMAN

HEIGHT: 6-5

WEIGHT: 298

COLLEGE: Michigan

BORN: March 28, 1996

BIRTHPLACE: Tarpon Springs, FL

HOW ACQUIRED: UFA '22

NFL EXPERIENCE: 5th year




MASON COLE'S NFL REGULAR SEASON STATISTICS

| DATE | TEAM | GP | GS |
|------------|-----------|----|----|
| 2018 | Cardinals | 16 | 16 |
| 2019 | Cardinals | 16 | 2 |
| 2020 | Cardinals | 14 | 14 |
| 2021 | Vikings | 14 | 7 |
| 2022 | Steelers | 5 | 5 |
| NFL TOTALS | | 65 | 44 |

2022 GAME-BY-GAME REGULAR-SEASON STATISTICS (STEELERS)

| DATE | OPPONENT | P/S | W/L | SCORE |
|-------------|------------|-----|-----|--------|
| 09/11 | at Bengals | S | W | 23-20+ |
| 09/18 | Patriots | S | L | 14-17 |
| 09/22 | at Browns | S | L | 17-29 |
| 10/02 | Jets | S | L | 20-24 |
| 10/09 | at Bills | S | L | 3-38 |
| 2022 TOTALS | | 5-5 | 1-4 | |

+ - Overtime




78

JAMES DANIELS
OFFENSIVE LINEMAN

HEIGHT: 6-4
WEIGHT: 327
COLLEGE: Iowa
BORN: September 13, 1997

BIRTHPLACE: Warren, OH
HOW ACQUIRED: UFA '22



JAMES DANIELS' NFL REGULAR SEASON STATISTICS

| DATE | TEAM | GP | GS |
|------------|----------|----|----|
| 2018 | Bears | 16 | 10 |
| 2019 | Bears | 16 | 16 |
| 2020 | Bears | 5 | 5 |
| 2021 | Bears | 17 | 17 |
| 2022 | Steelers | 5 | 5 |
| NFL TOTALS | | 59 | 53 |

JAMES DANIELS' NFL POSTSEASON STATISTICS

| DATE | TEAM | GP | GS |
|------------|-------|----|----|
| 2018 | Bears | 1 | 1 |
| 2020 | Bears | 0 | 0 |
| NFL TOTALS | | 1 | 1 |

2022 GAME-BY-GAME REGULAR-SEASON STATISTICS (STEELERS)

| DATE | OPPONENT | P/S | W/L | SCORE |
|-------------|------------|-----|-----|--------|
| 09/11 | at Bengals | S | W | 23-20+ |
| 09/18 | Patriots | S | L | 14-17 |
| 09/22 | at Browns | S | L | 17-29 |
| 10/02 | Jets | S | L | 20-24 |
| 10/09 | at Bills | S | L | 3-38 |
| 2022 TOTALS | | 5-5 | 1-4 | |

+ - Overtime



77

JESSE DAVIS
OFFENSIVE LINEMAN

HEIGHT: 6-6

WEIGHT: 318

COLLEGE: Idaho

BORN: September 15, 1991

BIRTHPLACE: Asotin, WA

HOW ACQUIRED: TR 22 (MIN)

NFL EXPERIENCE: 6th year



COMMUNITY SERVICE

- ✦ Rode the 14-mile Dolphins Ride in the 2020 Dolphins Cancer Challenge
- ✦ Annually participated in the AARP Foundation Million Meal Pack to pack more than one million meals in a single day for older adults in the South Florida community
- ✦ In 2019, packed meals with the Parkland community following the shooting at Marjory Stoneman Douglas High School
- ✦ Participated in the 2019 DCC 5K
- ✦ Participated in the 2018 Dolphins Cancer Challenge Golf Tournament
- ✦ Fished in the 2017 Fins Weekend Fishing Tournament

JESSE DAVIS' NFL REGULAR SEASON STATISTICS

| DATE | TEAM | GP | GS |
|---|----------|----|----|
| 2017 | Dolphins | 16 | 10 |
| 2018 | Dolphins | 16 | 16 |
| 2019 | Dolphins | 15 | 15 |
| 2020 | Dolphins | 15 | 14 |
| 2021 | Dolphins | 17 | 16 |
| 2022 | Vikings | 0 | 0 |
| Went from Minnesota to Pittsburgh . | | | |
| 2022 | Steelers | 2 | 0 |
| 2022 | TOTAL | 2 | 0 |
| NFL TOTALS | | 81 | 71 |

2022 GAME-BY-GAME REGULAR-SEASON STATISTICS (VIKINGS/STEELERS)

| DATE | OPPONENT | P/S | | W/L | SCORE |
|-------------|-----------|-----|---|-----|-------|
| 09/11 | Packers | | DID NOT PLAY | W | 23-7 |
| 09/18 | Patriots | | Went from Vikings to Steelers . | L | 14-17 |
| 09/22 | at Browns | | DID NOT PLAY (NON-INJURY) | L | 17-29 |
| 10/02 | Jets | P | DID NOT PLAY (NON-INJURY) | L | 20-24 |
| 10/09 | at Bills | P | | L | 3-38 |
| 2022 TOTALS | | 2-0 | | 1-4 | |





KEVIN DOTSON

OFFENSIVE LINEMAN

HEIGHT: 6-4

WEIGHT: 321

COLLEGE: Louisiana

BORN: September 18, 1996

BIRTHPLACE: Plaquemine, LA

HOW ACQUIRED: D4b '20

NFL EXPERIENCE: 3rd year



KEVIN DOTSON'S NFL REGULAR SEASON STATISTICS

| DATE | TEAM | GP | GS |
|------------|----------|----|----|
| 2020 | Steelers | 13 | 4 |
| 2021 | Steelers | 9 | 9 |
| 2022 | Steelers | 5 | 5 |
| NFL TOTALS | | 27 | 18 |


KEVIN DOTSON'S NFL POSTSEASON STATISTICS

| DATE | TEAM | GP | GS |
|------------|----------|----|----|
| 2020 | Steelers | 1 | 0 |
| 2021 | Steelers | 0 | 0 |
| NFL TOTALS | | 1 | 0 |

2022 GAME-BY-GAME REGULAR-SEASON STATISTICS (STEELERS)

| DATE | OPPONENT | P/S | W/L | SCORE |
|-------------|------------|-----|-----|--------|
| 09/11 | at Bengals | S | W | 23-20+ |
| 09/18 | Patriots | S | L | 14-17 |
| 09/22 | at Browns | S | L | 17-29 |
| 10/02 | Jets | S | L | 20-24 |
| 10/09 | at Bills | S | L | 3-38 |
| 2022 TOTALS | | 5-5 | 1-4 | |

+ - Overtime



34

TERRELL EDMUNDS

SAFETY

HEIGHT: 6-1
WEIGHT: 217
COLLEGE: Virginia Tech
BORN: January 20, 1997

BIRTHPLACE: Danville, VA
HOW ACQUIRED: D1 18
NFL EXPERIENCE: 5th year

COMMUNITY

Helped My Brother's Keeper Outreach Center pack a truck for Texas relief full of water and non-perishables.
Co-authored a children's book with his brothers called My Brother's Keeper

REGULAR SEASON COMPARISON: DEFENSIVE - TAMPA BAY BUCCANEERS

| DATE | OPP | W/L | GP/GS | TACKLES | | | | ASST | SACK | YDS. | INT | TFL | PD | QBH | TD | MISC | | |
|---------|----------|-----|-------|---------|------|--|--|------|------|------|-----|-----|----|-----|----|------|----|---|
| | | | | TOT | SOLO | | | | | | | | | | | FF | FR | |
| 9/24/18 | PIT @ TB | S | | 1 | 1 | | | 0 | 0.0 | 0.0 | 1 | 0 | 1 | 0 | 0 | 0 | 0 | 0 |
| TOTALS | | 1/0 | 1/1 | 1 | 1 | | | 0 | 0.0 | 0.0 | 1 | 0 | 1 | 0 | 0 | 0 | 0 | 0 |

TERRELL EDMUNDS' NFL REGULAR SEASON DEFENSIVE STATISTICS

| DATE | TEAM | GP | GS | TACKLES | | | | | | | | INTERCEPTIONS | | | | O. FUMB | | | | ST | | | | MISC | | | |
|------------|----------|----|----|---------|-----|-----|-----|-----|-----|-----|-----|---------------|-----|----|----|---------|----|----|----|-----|----|---|---|------|----|---|---|
| | | | | TK | S | A | TFL | YDS | SK | YDS | QBH | NO | YDS | LG | TD | PD | FF | FR | TD | YDS | TK | S | A | FF | FR | S | A |
| 2018 | Steelers | 16 | 15 | 73 | 52 | 21 | 1 | 9 | 1.0 | 9 | 3 | 1 | 35 | 35 | 0 | 4 | 0 | 1 | 0 | 0 | 5 | 3 | 2 | 0 | 0 | 0 | |
| 2019 | Steelers | 16 | 16 | 105 | 71 | 34 | 2 | 7 | 0.0 | 0 | 0 | 0 | 0 | 0 | 3 | 0 | 0 | 0 | 0 | 0 | 0 | 0 | 0 | 0 | 0 | | |
| 2020 | Steelers | 15 | 12 | 68 | 46 | 22 | 1 | 11 | 1.0 | 11 | 1 | 2 | 11 | 7 | 0 | 8 | 0 | 0 | 0 | 0 | 0 | 0 | 0 | 0 | 0 | | |
| 2021 | Steelers | 17 | 17 | 89 | 63 | 26 | 8 | 29 | 1.0 | 13 | 0 | 1 | 2 | 15 | 15 | 0 | 6 | 0 | 0 | 0 | 0 | 0 | 0 | 0 | 0 | | |
| 2022 | Steelers | 4 | 4 | 13 | 9 | 4 | 0 | 0 | 0.0 | 0 | 0 | 0 | 0 | 0 | 1 | 0 | 0 | 0 | 0 | 0 | 0 | 0 | 0 | 0 | 0 | | |
| NFL TOTALS | | 68 | 64 | 348 | 241 | 107 | 12 | 56 | 3.0 | 33 | 0 | 7 | 5 | 61 | 35 | 0 | 22 | 0 | 1 | 0 | 0 | 5 | 3 | 2 | 0 | 0 | 0 |

TERRELL EDMUNDS' NFL POSTSEASON DEFENSIVE STATISTICS

| DATE | TEAM | GP | GS | TACKLES | | | | | | | | INTERCEPTIONS | | | | O. FUMB | | | | ST | | | | MISC. | |
|------------|----------|----|----|---------|---|---|-----|-----|-----|-----|-----|---------------|-----|----|----|---------|----|----|----|-----|----|---|---|-------|----|
| | | | | TK | S | A | TFL | YDS | SK | YDS | QBH | NO | YDS | LG | TD | PD | FF | FR | TD | YDS | TK | S | A | FF | FR |
| 2020 | Steelers | 1 | 1 | 6 | 3 | 3 | 1 | 1 | 0.0 | 0.0 | 0 | 0 | 0 | 0 | 1 | 0 | 0 | 0 | 0 | 0 | 0 | 0 | 0 | 0 | 0 |
| 2021 | Steelers | 1 | 1 | 6 | 6 | 0 | 0 | 0 | 0.0 | 0.0 | 0 | 0 | 0 | 0 | 0 | 0 | 0 | 0 | 0 | 0 | 0 | 0 | 0 | 0 | 0 |
| NFL TOTALS | | 2 | 2 | 12 | 9 | 3 | 1 | 1 | 0.0 | 0.0 | 0 | 0 | 0 | 0 | 1 | 0 | 0 | 0 | 0 | 0 | 0 | 0 | 0 | 0 | 0 |

SINGLE-GAME HIGHS: DEFENSIVE

| | | | |
|-------------------|---|---------------------------|---|
| Total Tackles | 11 vs. Buffalo Bills, Dec 15, 2019 11 vs. Seattle Seahawks, Sep 15, 2019 | Tackles For Loss | 2 vs. Tennessee Titans, Dec 19, 2021 2 vs. Detroit Lions, Nov 14, 2021 ...1 more at 2. |
| Solo Tackles | 10 vs. Buffalo Bills, Dec 15, 2019 8 vs. Seattle Seahawks, Sep 15, 2019 ...1 more at 8. | Interceptions | 2 at Jacksonville Jaguars, Nov 22, 2020 1 at Baltimore Ravens, Jan 09, 2022 ...2 more at 1. |
| Sacks | 1.0 vs. Detroit Lions, Nov 14, 2021 1.0 vs. Denver Broncos, Sep 20, 2020 ...1 more at 1.0. | Interception Return Yards | 35 at Tampa Bay Buccaneers, Sep 24, 2018 15 vs. Cincinnati Bengals, Sep 26, 2021 |
| Passes Defensed | 3 at Baltimore Ravens, Jan 09, 2022 2 at Jacksonville Jaguars, Nov 22, 2020 ...1 more at 2. | Special Teams Tackles | 1 vs. Cincinnati Bengals, Dec 30, 2018 1 vs. Los Angeles Chargers, Dec 02, 2018 ...3 more at 1. |
| Fumble Recoveries | 1 vs. Baltimore Ravens, Sep 30, 2018 | | |

SINGLE-GAME HIGHS - POSTSEASON: DEFENSIVE

| | | | |
|---------------|---|------------------|--------------------------------------|
| Total Tackles | 6 at Kansas City Chiefs, Jan 16, 2022 6 vs. Cleveland Browns, Jan 10, 2021 | Passes Defensed | 1 vs. Cleveland Browns, Jan 10, 2021 |
| Solo Tackles | 6 at Kansas City Chiefs, Jan 16, 2022 3 vs. Cleveland Browns, Jan 10, 2021 | Tackles For Loss | 1 vs. Cleveland Browns, Jan 10, 2021 |

2022 GAME-BY-GAME REGULAR-SEASON STATISTICS (STEELERS)

| DATE | OPPONENT | P/S | TACKLES | | | | | | | INTERCEPTIONS | | | | | O. FUMB | | | ST | | | MISC | | W/L | SCORE | | | | | |
|--------------|-----------|-----|---------|---|---|-----|-----|-----|-----|------------------|----|-----|----|----|---------|----|----|----|-----|----|------|---|-----|-------|----|-----|--------|---|------|
| | | | TK | S | A | SK | YDS | TFL | YDS | QBH | NO | YDS | LG | TD | PD | FF | FR | TD | YDS | TK | S | A | | | FF | FR | S | A | |
| 09/11 | @ Bengals | S | 6 | 5 | 1 | 0.0 | 0.0 | 0 | 0 | 0 | 0 | 0 | 0 | 0 | 0 | 0 | 0 | 0 | 0 | 0 | 0 | 0 | 0 | 0 | 0 | W | 23-20+ | | |
| 09/18 | Patriots | S | 4 | 3 | 1 | 0.0 | 0.0 | 0 | 0 | 0 | 0 | 0 | 1 | 0 | 0 | 0 | 0 | 0 | 0 | 0 | 0 | 0 | 0 | 0 | 0 | L | 14-17 | | |
| 09/22 | @ Browns | S | 2 | 1 | 1 | 0.0 | 0.0 | 0 | 0 | 0 | 0 | 0 | 0 | 0 | 0 | 0 | 0 | 0 | 0 | 0 | 0 | 0 | 0 | 0 | 0 | L | 17-29 | | |
| 10/02 | Jets | S | 1 | 0 | 1 | 0.0 | 0.0 | 0 | 0 | 0 | 0 | 0 | 0 | 0 | 0 | 0 | 0 | 0 | 0 | 0 | 0 | 0 | 0 | 0 | 0 | L | 20-24 | | |
| 10/09 | @ Bills | | | | | | | | | ON INACTIVE LIST | | | | | | | | | | | | | | | | | | L | 3-38 |
| 2022 TOTALS | | | 4-4 | | | 13 | 9 | 4 | 0.0 | 0.0 | 0 | 0 | 0 | 0 | 0 | 0 | 0 | 0 | 0 | 0 | 0 | 0 | 0 | 0 | 0 | 1-4 | | | |
| + - Overtime | | | | | | | | | | | | | | | | | | | | | | | | | | | | | |

2021 GAME-BY-GAME REGULAR-SEASON STATISTICS (STEELERS)

| DATE | OPPONENT | P/S | TACKLES | | | | | | | INTERCEPTIONS | | | | O. FUMB | | | ST | | | | MISC | | W/L | SCORE | | | |
|--------------|-------------|-------|---------|----|----|-----|------|-----|-----|---------------|----|-----|----|---------|----|----|----|----|-----|----|------|---|-----|-------|-------|--------|---|
| | | | TK | S | A | SK | YDS | TFL | YDS | QBH | NO | YDS | LG | TD | PD | FF | FR | TD | YDS | TK | S | A | | | FF | FR | S |
| 09/12 | at Bills | S | 5 | 4 | 1 | 0.0 | 0.0 | 0 | 0 | 0 | 0 | 0 | 0 | 0 | 0 | 0 | 0 | 0 | 0 | 0 | 0 | 0 | 0 | 0 | W | 23-16 | |
| 09/19 | Raiders | S | 6 | 5 | 1 | 0.0 | 0.0 | 2 | 2 | 0 | 0 | 0 | 0 | 0 | 0 | 0 | 0 | 0 | 0 | 0 | 0 | 0 | 0 | 0 | L | 17-26 | |
| 09/26 | Bengals | S | 5 | 2 | 3 | 0.0 | 0.0 | 1 | 0 | 0 | 1 | 15 | 15 | 0 | 1 | 0 | 0 | 0 | 0 | 0 | 0 | 0 | 0 | 0 | L | 10-24 | |
| 10/03 | at Packers | S | 7 | 6 | 1 | 0.0 | 0.0 | 0 | 0 | 0 | 0 | 0 | 0 | 0 | 0 | 0 | 0 | 0 | 0 | 0 | 0 | 0 | 0 | 0 | L | 17-27 | |
| 10/10 | Broncos | S | 7 | 4 | 3 | 0.0 | 0.0 | 0 | 0 | 0 | 0 | 0 | 0 | 0 | 0 | 0 | 0 | 0 | 0 | 0 | 0 | 0 | 0 | 0 | W | 27-19 | |
| 10/17 | Seahawks | S | 3 | 2 | 1 | 0.0 | 0.0 | 0 | 0 | 0 | 0 | 0 | 0 | 0 | 0 | 0 | 0 | 0 | 0 | 0 | 0 | 0 | 0 | 0 | W | 23-20+ | |
| 10/31 | at Browns | S | 5 | 4 | 1 | 0.0 | 0.0 | 0 | 0 | 0 | 0 | 0 | 0 | 0 | 0 | 0 | 0 | 0 | 0 | 0 | 0 | 0 | 0 | 0 | W | 15-10 | |
| 11/08 | Bears | S | 4 | 4 | 0 | 0.0 | 0.0 | 0 | 0 | 0 | 0 | 0 | 0 | 0 | 0 | 0 | 0 | 0 | 0 | 0 | 0 | 0 | 0 | 0 | W | 29-27 | |
| 11/14 | Lions | S | 5 | 4 | 1 | 1.0 | 13.0 | 2 | 16 | 1 | 0 | 0 | 0 | 0 | 1 | 0 | 0 | 0 | 0 | 0 | 0 | 0 | 0 | 0 | T | 16-16 | |
| 11/21 | at Chargers | S | 4 | 3 | 1 | 0.0 | 0.0 | 0 | 0 | 0 | 0 | 0 | 0 | 0 | 0 | 0 | 0 | 0 | 0 | 0 | 0 | 0 | 0 | 0 | L | 37-41 | |
| 11/28 | at Bengals | S | 6 | 5 | 1 | 0.0 | 0.0 | 1 | 4 | 0 | 0 | 0 | 0 | 0 | 0 | 0 | 0 | 0 | 0 | 0 | 0 | 0 | 0 | 0 | L | 10-41 | |
| 12/05 | Ravens | S | 4 | 3 | 1 | 0.0 | 0.0 | 0 | 0 | 0 | 0 | 0 | 0 | 0 | 0 | 0 | 0 | 0 | 0 | 0 | 0 | 0 | 0 | 0 | W | 20-19 | |
| 12/09 | at Vikings | S | 5 | 4 | 1 | 0.0 | 0.0 | 0 | 0 | 0 | 0 | 0 | 0 | 1 | 0 | 0 | 0 | 0 | 0 | 0 | 0 | 0 | 0 | 0 | L | 28-36 | |
| 12/19 | Titans | S | 10 | 7 | 3 | 0.0 | 0.0 | 2 | 7 | 0 | 0 | 0 | 0 | 0 | 0 | 0 | 0 | 0 | 0 | 0 | 0 | 0 | 0 | 0 | W | 19-13 | |
| 12/26 | at Chiefs | S | 5 | 2 | 3 | 0.0 | 0.0 | 0 | 0 | 0 | 0 | 0 | 0 | 0 | 0 | 0 | 0 | 0 | 0 | 0 | 0 | 0 | 0 | 0 | L | 10-36 | |
| 01/03 | Browns | S | 5 | 1 | 4 | 0.0 | 0.0 | 0 | 0 | 0 | 0 | 0 | 0 | 0 | 0 | 0 | 0 | 0 | 0 | 0 | 0 | 0 | 0 | 0 | W | 26-14 | |
| 01/09 | at Ravens | S | 3 | 3 | 0 | 0.0 | 0.0 | 0 | 0 | 0 | 1 | 0 | 0 | 0 | 3 | 0 | 0 | 0 | 0 | 0 | 0 | 0 | 0 | 0 | W | 16-13+ | |
| 2021 TOTALS | | 17-17 | 89 | 63 | 26 | 1.0 | 13.0 | 8 | 29 | 1 | 2 | 15 | 15 | 0 | 6 | 0 | 0 | 0 | 0 | 0 | 0 | 0 | 0 | 0 | 9-7-1 | | |
| + - Overtime | | | | | | | | | | | | | | | | | | | | | | | | | | | |

2020 GAME-BY-GAME REGULAR-SEASON STATISTICS (STEELERS)

| DATE | OPPONENT | P/S | TACKLES | | | | | | | INTERCEPTIONS | | | | O. FUMB | | | ST | | | | MISC | | W/L | SCORE | | | | |
|-------------|---------------|-----|---------|----|----|-----|------|------|-----|---------------|------------------|-----|----|---------|----|----|----|----|-----|----|------|---|-----|-------|----|------|-------|-------|
| | | | TK | S | A | SK | YDS | TFL | YDS | QBH | NO | YDS | LG | TD | PD | FF | FR | TD | YDS | TK | S | A | | | FF | FR | S | A |
| 09/14 | at Giants | S | 8 | 7 | 1 | 0.0 | 0.0 | 0 | 0 | 0 | 0 | 0 | 0 | 0 | 0 | 0 | 0 | 0 | 0 | 0 | 0 | 0 | 0 | 0 | 0 | W | 26-16 | |
| 09/20 | Broncos | S | 4 | 2 | 2 | 1.0 | 11.0 | 1 | 11 | 1 | 0 | 0 | 0 | 0 | 1 | 0 | 0 | 0 | 0 | 0 | 0 | 0 | 0 | 0 | 0 | W | 26-21 | |
| 09/27 | Texans | S | 4 | 4 | 0 | 0.0 | 0.0 | 0 | 0 | 0 | 0 | 0 | 0 | 0 | 0 | 0 | 0 | 0 | 0 | 0 | 0 | 0 | 0 | 0 | 0 | W | 28-21 | |
| 10/11 | Eagles | P | 5 | 5 | 0 | 0.0 | 0.0 | 0 | 0 | 0 | 0 | 0 | 0 | 1 | 0 | 0 | 0 | 0 | 0 | 0 | 0 | 0 | 0 | 0 | 0 | W | 38-29 | |
| 10/18 | Browns | S | 2 | 1 | 1 | 0.0 | 0.0 | 0 | 0 | 0 | 0 | 0 | 0 | 1 | 0 | 0 | 0 | 0 | 0 | 0 | 0 | 0 | 0 | 0 | 0 | W | 38-7 | |
| 10/25 | at Titans | S | 2 | 2 | 0 | 0.0 | 0.0 | 0 | 0 | 0 | 0 | 0 | 0 | 2 | 0 | 0 | 0 | 0 | 0 | 0 | 0 | 0 | 0 | 0 | 0 | W | 27-24 | |
| 11/01 | at Ravens | S | 2 | 2 | 0 | 0.0 | 0.0 | 0 | 0 | 0 | 0 | 0 | 0 | 0 | 0 | 0 | 0 | 0 | 0 | 0 | 0 | 0 | 0 | 0 | 0 | W | 28-24 | |
| 11/08 | at Cowboys | P | 5 | 3 | 2 | 0.0 | 0.0 | 0 | 0 | 0 | 0 | 0 | 0 | 0 | 0 | 0 | 0 | 0 | 0 | 0 | 0 | 0 | 0 | 0 | 0 | W | 24-19 | |
| 11/15 | Bengals | S | 8 | 5 | 3 | 0.0 | 0.0 | 0 | 0 | 0 | 0 | 0 | 0 | 0 | 0 | 0 | 0 | 0 | 0 | 0 | 0 | 0 | 0 | 0 | 0 | W | 36-10 | |
| 11/22 | at Jaguars | S | 4 | 2 | 2 | 0.0 | 0.0 | 0 | 0 | 0 | 2 | 11 | 7 | 0 | 2 | 0 | 0 | 0 | 0 | 0 | 0 | 0 | 0 | 0 | 0 | W | 27-3 | |
| 12/02 | Ravens | S | 4 | 3 | 1 | 0.0 | 0.0 | 0 | 0 | 0 | 0 | 0 | 0 | 0 | 0 | 0 | 0 | 0 | 0 | 0 | 0 | 0 | 0 | 0 | 0 | W | 19-14 | |
| 12/07 | Football Team | S | 5 | 3 | 2 | 0.0 | 0.0 | 0 | 0 | 0 | 0 | 0 | 0 | 1 | 0 | 0 | 0 | 0 | 0 | 0 | 0 | 0 | 0 | 0 | 0 | L | 17-23 | |
| 12/13 | at Bills | S | 8 | 3 | 5 | 0.0 | 0.0 | 0 | 0 | 0 | 0 | 0 | 0 | 0 | 0 | 0 | 0 | 0 | 0 | 0 | 0 | 0 | 0 | 0 | 0 | L | 15-26 | |
| 12/21 | at Bengals | S | 3 | 2 | 1 | 0.0 | 0.0 | 0 | 0 | 0 | 0 | 0 | 0 | 0 | 0 | 0 | 0 | 0 | 0 | 0 | 0 | 0 | 0 | 0 | 0 | L | 17-27 | |
| 12/27 | Colts | P | 4 | 2 | 2 | 0.0 | 0.0 | 0 | 0 | 0 | 0 | 0 | 0 | 0 | 0 | 0 | 0 | 0 | 0 | 0 | 0 | 0 | 0 | 0 | 0 | W | 28-24 | |
| 01/03 | at Browns | | | | | | | | | | ON INACTIVE LIST | | | | | | | | | | | | | | | | L | 22-24 |
| 2020 TOTALS | | | 15-12 | 68 | 46 | 22 | 1.0 | 11.0 | 1 | 11 | 1 | 2 | 11 | 7 | 0 | 8 | 0 | 0 | 0 | 0 | 0 | 0 | 0 | 0 | 0 | 12-4 | | |

2019 GAME-BY-GAME REGULAR-SEASON STATISTICS (STEELERS)

| DATE | OPPONENT | P/S | TACKLES | | | | | | | INTERCEPTIONS | | | | O. FUMB | | | | ST | | | | MISC | | W/L | SCORE | | | |
|--------------|--------------|-----|---------|-----|----|-----|-----|-----|-----|---------------|----|-----|----|---------|----|----|----|----|-----|----|---|------|----|-----|-------|----|--------|---|
| | | | TK | S | A | SK | YDS | TFL | YDS | QBH | NO | YDS | LG | TD | PD | FF | FR | TD | YDS | TK | S | A | FF | | | FR | S | A |
| 09/08 | at Patriots | S | 7 | 5 | 2 | 0.0 | 0.0 | 0 | 0 | 0 | 0 | 0 | 0 | 0 | 0 | 0 | 0 | 0 | 0 | 0 | 0 | 0 | 0 | 0 | 0 | L | 3-33 | |
| 09/15 | Seahawks | S | 11 | 8 | 3 | 0.0 | 0.0 | 0 | 0 | 0 | 0 | 0 | 0 | 1 | 0 | 0 | 0 | 0 | 0 | 0 | 0 | 0 | 0 | 0 | 0 | L | 26-28 | |
| 09/22 | at 49ers | S | 10 | 7 | 3 | 0.0 | 0.0 | 0 | 0 | 2 | 0 | 0 | 0 | 0 | 0 | 0 | 0 | 0 | 0 | 0 | 0 | 0 | 0 | 0 | 0 | L | 20-24 | |
| 09/30 | Bengals | S | 4 | 1 | 3 | 0.0 | 0.0 | 0 | 0 | 0 | 0 | 0 | 0 | 0 | 0 | 0 | 0 | 0 | 0 | 0 | 0 | 0 | 0 | 0 | 0 | W | 27-3 | |
| 10/06 | Ravens | S | 5 | 4 | 1 | 0.0 | 0.0 | 0 | 0 | 0 | 0 | 0 | 0 | 0 | 0 | 0 | 0 | 0 | 0 | 0 | 0 | 0 | 0 | 0 | 0 | L | 23-26+ | |
| 10/13 | at Chargers | S | 5 | 3 | 2 | 0.0 | 0.0 | 0 | 0 | 0 | 0 | 0 | 0 | 1 | 0 | 0 | 0 | 0 | 0 | 0 | 0 | 0 | 0 | 0 | 0 | W | 24-17 | |
| 10/28 | Dolphins | S | 4 | 3 | 1 | 0.0 | 0.0 | 0 | 0 | 0 | 0 | 0 | 0 | 0 | 0 | 0 | 0 | 0 | 0 | 0 | 0 | 0 | 0 | 0 | 0 | W | 27-14 | |
| 11/03 | Colts | S | 8 | 4 | 4 | 0.0 | 0.0 | 0 | 0 | 0 | 0 | 0 | 0 | 0 | 0 | 0 | 0 | 0 | 0 | 0 | 0 | 0 | 0 | 0 | 0 | W | 26-24 | |
| 11/10 | Rams | S | 8 | 4 | 4 | 0.0 | 0.0 | 1 | 0 | 0 | 0 | 0 | 0 | 1 | 0 | 0 | 0 | 0 | 0 | 0 | 0 | 0 | 0 | 0 | 0 | W | 17-12 | |
| 11/14 | at Browns | S | 3 | 3 | 0 | 0.0 | 0.0 | 0 | 0 | 0 | 0 | 0 | 0 | 0 | 0 | 0 | 0 | 0 | 0 | 0 | 0 | 0 | 0 | 0 | 0 | L | 7-21 | |
| 11/24 | at Bengals | S | 5 | 3 | 2 | 0.0 | 0.0 | 0 | 0 | 0 | 0 | 0 | 0 | 0 | 0 | 0 | 0 | 0 | 0 | 0 | 0 | 0 | 0 | 0 | 0 | W | 16-10 | |
| 12/01 | Browns | S | 6 | 4 | 2 | 0.0 | 0.0 | 0 | 0 | 0 | 0 | 0 | 0 | 0 | 0 | 0 | 0 | 0 | 0 | 0 | 0 | 0 | 0 | 0 | 0 | W | 20-13 | |
| 12/08 | at Cardinals | S | 7 | 6 | 1 | 0.0 | 0.0 | 1 | 7 | 0 | 0 | 0 | 0 | 0 | 0 | 0 | 0 | 0 | 0 | 0 | 0 | 0 | 0 | 0 | 0 | W | 23-17 | |
| 12/15 | Bills | S | 11 | 10 | 1 | 0.0 | 0.0 | 0 | 0 | 0 | 0 | 0 | 0 | 0 | 0 | 0 | 0 | 0 | 0 | 0 | 0 | 0 | 0 | 0 | 0 | L | 10-17 | |
| 12/22 | at Jets | S | 4 | 1 | 3 | 0.0 | 0.0 | 0 | 0 | 0 | 0 | 0 | 0 | 0 | 0 | 0 | 0 | 0 | 0 | 0 | 0 | 0 | 0 | 0 | 0 | L | 10-16 | |
| 12/29 | at Ravens | S | 7 | 5 | 2 | 0.0 | 0.0 | 0 | 0 | 0 | 0 | 0 | 0 | 0 | 0 | 0 | 0 | 0 | 0 | 0 | 0 | 0 | 0 | 0 | 0 | L | 10-28 | |
| 2019 TOTALS | | | 16-16 | 105 | 71 | 34 | 0.0 | 0.0 | 2 | 7 | 2 | 0 | 0 | 0 | 0 | 3 | 0 | 0 | 0 | 0 | 0 | 0 | 0 | 0 | 0 | 0 | 8-8 | |
| + - Overtime | | | | | | | | | | | | | | | | | | | | | | | | | | | | |

2018 GAME-BY-GAME REGULAR-SEASON STATISTICS (STEELERS)

| DATE | OPPONENT | P/S | TACKLES | | | | | | | INTERCEPTIONS | | | | O. FUMB | | | ST | | | | MISC | | W |
|------|----------|-----|---------|--|--|--|--|--|--|---------------|--|--|--|---------|--|--|----|--|--|--|------|--|---|
|------|----------|-----|---------|--|--|--|--|--|--|---------------|--|--|--|---------|--|--|----|--|--|--|------|--|---|



39

MINKAH FITZPATRICK
SAFETY

HEIGHT: 6-1
WEIGHT: 207
COLLEGE: Alabama
BORN: November 17, 1996

BIRTHPLACE: Old Bridge, NJ
HOW ACQUIRED: TR '19 (MIA)
NFL EXPERIENCE: 5th year



COMMUNITY

- ♦ Raised \$59,000 for KidsVoice last season through his Unshackled Foundation tackle campaign
- ♦ Worked with UPMC Children's Hospital of Pittsburgh Family Connection Center to have a holiday cookie decorating party. Also partnered with Giant Eagle to provide the families who attend groceries and gift cards
- ♦ Hosted a bike giveaway, providing 35 bikes to youth serviced by KidsVoice. In addition to the bikes, the youth also received helmets and shoes.

MINKAH FITZPATRICK'S NFL REGULAR SEASON DEFENSIVE STATISTICS

| | | TACKLES | | | | | | | | | | INTERCEPTIONS | | | | | O. FUMB | | | | | ST | | | | | MISC | | |
|--------------------------------|----------|---------|----|-----|-----|-----|-----|-----|-----|-----|-----|---------------|-----|-----|----|----|---------|----|----|-----|----|----|---|----|----|---|------|---|--|
| DATE | TEAM | GP | GS | TK | S | A | TFL | YDS | SK | YDS | QBH | NO | YDS | LG | TD | PD | FF | FR | TD | YDS | TK | S | A | FF | FR | S | A | | |
| 2018 | Dolphins | 16 | 11 | 79 | 50 | 29 | 2 | 5 | 0.0 | 0.0 | 0 | 2 | 64 | 50 | 1 | 9 | 0 | 0 | 0 | 0 | 1 | 1 | 0 | 0 | 0 | 0 | 0 | 0 | |
| 2019 | Dolphins | 2 | 2 | 11 | 7 | 4 | 0 | 0 | 0.0 | 0.0 | 0 | 0 | 0 | 0 | 0 | 0 | 1 | 1 | 0 | 0 | 1 | 1 | 0 | 0 | 0 | 0 | 0 | 0 | |
| Went from Miami to Pittsburgh. | | | | | | | | | | | | | | | | | | | | | | | | | | | | | |
| 2019 | Steelers | 14 | 14 | 57 | 36 | 21 | 1 | 1 | 0.0 | 0.0 | 1 | 5 | 130 | 96 | 1 | 9 | 1 | 2 | 1 | 79 | 0 | 0 | 0 | 0 | 0 | 0 | 0 | 0 | |
| 2019 | TOTAL | 16 | 16 | 68 | 43 | 25 | 1 | 1 | 0.0 | 0.0 | 1 | 5 | 130 | 96 | 1 | 9 | 2 | 3 | 1 | 79 | 1 | 1 | 0 | 0 | 0 | 0 | 0 | 0 | |
| 2020 | Steelers | 16 | 16 | 79 | 60 | 19 | 1 | 1 | 0.0 | 0.0 | 0 | 4 | 77 | 37 | 1 | 11 | 1 | 1 | 0 | -1 | 0 | 0 | 0 | 0 | 0 | 0 | 0 | 0 | |
| 2021 | Steelers | 16 | 16 | 124 | 84 | 40 | 1 | 1 | 0.0 | 0.0 | 0 | 2 | 18 | 18 | 0 | 7 | 1 | 1 | 0 | -1 | 0 | 0 | 0 | 0 | 0 | 0 | 0 | 0 | |
| 2022 | Steelers | 5 | 5 | 33 | 19 | 14 | 0 | 0 | 0.0 | 0.0 | 1 | 3 | 78 | 34 | 1 | 4 | 0 | 0 | 0 | 0 | 0 | 0 | 0 | 0 | 0 | 0 | 0 | 0 | |
| NFL TOTALS | | 69 | 64 | 383 | 256 | 127 | 5 | 8 | 0.0 | 0.0 | 2 | 16 | 367 | 96T | 4 | 40 | 4 | 5 | 1 | 77 | 2 | 2 | 0 | 0 | 0 | 0 | 0 | 0 | |

MINKAH FITZPATRICK'S NFL POSTSEASON DEFENSIVE STATISTICS

| | | TACKLES | | | | | | | | | | INTERCEPTIONS | | | | O. FUMB | | | | ST | | | | MISC | | | |
|------------|----------|---------|----|----|---|---|-----|-----|-----|-----|-----|---------------|-----|----|----|---------|----|----|----|-----|----|---|---|------|----|---|---|
| DATE | TEAM | GP | GS | TK | S | A | TFL | YDS | SK | YDS | QBH | NO | YDS | LG | TD | PD | FF | FR | TD | YDS | TK | S | A | FF | FR | S | A |
| 2020 | Steelers | 1 | 1 | 6 | 4 | 2 | 0 | 0 | 0.0 | 0.0 | 0 | 0 | 0 | 0 | 0 | 0 | 0 | 0 | 0 | 0 | 0 | 0 | 0 | 0 | 0 | 0 | 0 |
| 2021 | Steelers | 1 | 1 | 6 | 5 | 1 | 0 | 0 | 0.0 | 0.0 | 0 | 0 | 0 | 0 | 0 | 0 | 0 | 0 | 0 | 0 | 0 | 0 | 0 | 0 | 0 | 0 | 0 |
| NFL TOTALS | | 2 | 2 | 12 | 9 | 3 | 0 | 0 | 0.0 | 0.0 | 0 | 0 | 0 | 0 | 0 | 0 | 0 | 0 | 0 | 0 | 0 | 0 | 0 | 0 | 0 | 0 | 0 |

SINGLE-GAME HIGHS: DEFENSIVE

| | | | |
|-------------------|--|----------------------------------|--|
| Total Tackles | 14 at Cincinnati Bengals, Sep 11, 2022 14 vs. Tennessee Titans, Dec 19, 2021 | Tackles For Loss | 1 vs. Denver Broncos, Oct 10, 2021 1 at Cincinnati Bengals, Dec 21, 2020 ...3 more at 1. |
| Solo Tackles | 12 vs. Tennessee Titans, Dec 19, 2021 10 at Cincinnati Bengals, Sep 11, 2022 | Interceptions | 2 at Jacksonville Jaguars, Nov 22, 2020 2 vs. Miami Dolphins, Oct 28, 2019 50 at Indianapolis Colts, Nov 03, 2019 50 at Minnesota Vikings, Dec 16, 2018 |
| Passes Defensed | 2 vs. New York Jets, Oct 02, 2022 2 vs. Baltimore Ravens, Dec 02, 2020 ...7 more at 2. | Interception Return Yards | 96 vs. Baltimore Ravens, Sep 08, 2019 1 vs. Detroit Lions, Oct 21, 2018 |
| Forced Fumbles | 1 vs. Seattle Seahawks, Oct 17, 2021 1 at Baltimore Ravens, Nov 01, 2020 ...2 more at 1. | Special Teams Tackles | 1 vs. Baltimore Ravens, Sep 08, 2019 1 vs. Detroit Lions, Oct 21, 2018 |
| Fumble Recoveries | 1 vs. Tennessee Titans, Dec 19, 2021 1 at Dallas Cowboys, Nov 08, 2020 ...3 more at 1. | Longest Opponent's Fumble Return | 43 vs. Los Angeles Rams, Nov 10, 2019 36 at Cincinnati Bengals, Nov 24, 2019 |

SINGLE-GAME HIGHS - POSTSEASON: DEFENSIVE

| | | | |
|---------------|---|--------------|---|
| Total Tackles | 6 at Kansas City Chiefs, Jan 16, 2022 6 vs. Cleveland Browns, Jan 10, 2021 | Solo Tackles | 5 at Kansas City Chiefs, Jan 16, 2022 4 vs. Cleveland Browns, Jan 10, 2021 |
|---------------|---|--------------|---|

2022 GAME-BY-GAME REGULAR-SEASON STATISTICS (STEELERS)

| DATE | OPPONENT | P/S | TACKLES | | | | | | | INTERCEPTIONS | | | | | O. FUMB | | | ST | | | MISC | | | W/L | SCORE | | |
|--------------|------------|-----|---------|----|----|-----|-----|-----|-----|---------------|----|-----|----|----|---------|----|----|----|-----|----|------|---|----|-----|-------|--------|---|
| | | | TK | S | A | SK | YDS | TFL | YDS | QBH | NO | YDS | LG | TD | PD | FF | FR | TD | YDS | TK | S | A | FF | | | FR | S |
| 09/11 | at Bengals | S | 14 | 10 | 4 | 0.0 | 0.0 | 0 | 0 | 0 | 1 | 31 | 31 | 1 | 1 | 0 | 0 | 0 | 0 | 0 | 0 | 0 | 0 | 0 | W | 23-20+ | |
| 09/18 | Patriots | S | 6 | 2 | 4 | 0.0 | 0.0 | 0 | 0 | 0 | 1 | 13 | 13 | 0 | 1 | 0 | 0 | 0 | 0 | 0 | 0 | 0 | 0 | 0 | L | 14-17 | |
| 09/22 | at Browns | S | 4 | 2 | 2 | 0.0 | 0.0 | 0 | 0 | 0 | 0 | 0 | 0 | 0 | 0 | 0 | 0 | 0 | 0 | 0 | 0 | 0 | 0 | 0 | L | 17-29 | |
| 10/02 | Jets | S | 8 | 5 | 3 | 0.0 | 0.0 | 0 | 0 | 0 | 1 | 34 | 34 | 0 | 2 | 0 | 0 | 0 | 0 | 0 | 0 | 0 | 0 | 0 | L | 20-24 | |
| 10/09 | at Bills | S | 1 | 0 | 1 | 0.0 | 0.0 | 0 | 0 | 1 | 0 | 0 | 0 | 0 | 0 | 0 | 0 | 0 | 0 | 0 | 0 | 0 | 0 | 0 | L | 3-38 | |
| 2022 TOTALS | | 5-5 | 33 | 19 | 14 | 0.0 | 0.0 | 0 | 0 | 1 | 3 | 78 | 34 | 1 | 4 | 0 | 0 | 0 | 0 | 0 | 0 | 0 | 0 | 0 | 1-4 | | |
| + - Overtime | | | | | | | | | | | | | | | | | | | | | | | | | | | |

2021 GAME-BY-GAME REGULAR-SEASON STATISTICS (STEELERS)

| DATE | OPPONENT | P/S | TACKLES | | | | | | | INTERCEPTIONS | | | | | O. FUMB | | | ST | | | | | MISC | | W/L | SCORE | | | |
|-------------|-------------|-------|---------|----|----|-----|-----|-----|-----|------------------|----|-----|----|----|---------|----|----|----|-----|----|---|---|------|----|-----|-------|--------|-------|--|
| | | | TK | S | A | SK | YDS | TFL | YDS | QBH | NO | YDS | LG | TD | PD | FF | FR | TD | YDS | TK | S | A | FF | FR | | | S | A | |
| 09/12 | at Bills | S | 10 | 6 | 4 | 0.0 | 0.0 | 0 | 0 | 0 | 0 | 0 | 0 | 0 | 0 | 0 | 0 | 0 | 0 | 0 | 0 | 0 | 0 | 0 | 0 | W | 23-16 | | |
| 09/19 | Raiders | S | 6 | 4 | 2 | 0.0 | 0.0 | 0 | 0 | 0 | 0 | 0 | 0 | 0 | 0 | 0 | 0 | 0 | 0 | 0 | 0 | 0 | 0 | 0 | 0 | L | 17-26 | | |
| 09/26 | Bengals | S | 4 | 3 | 1 | 0.0 | 0.0 | 0 | 0 | 0 | 0 | 0 | 0 | 0 | 0 | 0 | 0 | 0 | 0 | 0 | 0 | 0 | 0 | 0 | 0 | L | 10-24 | | |
| 10/03 | at Packers | S | 8 | 6 | 2 | 0.0 | 0.0 | 0 | 0 | 0 | 0 | 0 | 0 | 0 | 0 | 0 | 0 | 0 | 0 | 0 | 0 | 0 | 0 | 0 | 0 | L | 17-27 | | |
| 10/10 | Broncos | S | 10 | 5 | 5 | 0.0 | 0.0 | 1 | 1 | 0 | 0 | 0 | 0 | 0 | 0 | 0 | 0 | 0 | 0 | 0 | 0 | 0 | 0 | 0 | 0 | W | 27-19 | | |
| 10/17 | Seahawks | S | 9 | 7 | 2 | 0.0 | 0.0 | 0 | 0 | 0 | 0 | 0 | 0 | 0 | 0 | 1 | 0 | 0 | 0 | 0 | 0 | 0 | 0 | 0 | 0 | W | 23-20+ | | |
| 10/31 | at Browns | S | 4 | 3 | 1 | 0.0 | 0.0 | 0 | 0 | 0 | 0 | 0 | 0 | 1 | 0 | 0 | 0 | 0 | 0 | 0 | 0 | 0 | 0 | 0 | 0 | W | 15-10 | | |
| 11/08 | Bears | S | 8 | 8 | 0 | 0.0 | 0.0 | 0 | 0 | 0 | 0 | 0 | 0 | 0 | 0 | 0 | 0 | 0 | 0 | 0 | 0 | 0 | 0 | 0 | 0 | W | 29-27 | | |
| 11/14 | Lions | S | 5 | 2 | 3 | 0.0 | 0.0 | 0 | 0 | 0 | 0 | 0 | 0 | 0 | 0 | 0 | 0 | 0 | 0 | 0 | 0 | 0 | 0 | 0 | 0 | T | 16-16 | | |
| 11/21 | at Chargers | | | | | | | | | RESERVE/COVID-19 | | | | | | | | | | | | | | | | L | 37-16 | | |
| 11/28 | at Bengals | S | 9 | 5 | 4 | 0.0 | 0.0 | 0 | 0 | 0 | 1 | 18 | 18 | 0 | 1 | 0 | 0 | 0 | 0 | 0 | 0 | 0 | 0 | 0 | 0 | 0 | L | 10-41 | |
| 12/05 | Ravens | S | 9 | 7 | 2 | 0.0 | 0.0 | 0 | 0 | 0 | 1 | 0 | 0 | 0 | 1 | 0 | 0 | 0 | 0 | 0 | 0 | 0 | 0 | 0 | 0 | W | 20-19 | | |
| 12/09 | at Vikings | S | 6 | 3 | 3 | 0.0 | 0.0 | 0 | 0 | 0 | 0 | 0 | 0 | 1 | 0 | 0 | 0 | 0 | 0 | 0 | 0 | 0 | 0 | 0 | 0 | L | 28-36 | | |
| 12/19 | Titans | S | 14 | 12 | 2 | 0.0 | 0.0 | 0 | 0 | 0 | 0 | 0 | 0 | 0 | 0 | 1 | 0 | -1 | 0 | 0 | 0 | 0 | 0 | 0 | 0 | W | 19-13 | | |
| 12/26 | at Chiefs | S | 12 | 5 | 7 | 0.0 | 0.0 | 0 | 0 | 0 | 0 | 0 | 0 | 0 | 1 | 0 | 0 | 0 | 0 | 0 | 0 | 0 | 0 | 0 | 0 | L | 10-36 | | |
| 01/03 | Browns | S | 4 | 3 | 1 | 0.0 | 0.0 | 0 | 0 | 0 | 0 | 0 | 0 | 1 | 0 | 0 | 0 | 0 | 0 | 0 | 0 | 0 | 0 | 0 | 0 | W | 26-14 | | |
| 01/09 | at Ravens | S | 6 | 5 | 1 | 0.0 | 0.0 | 0 | 0 | 0 | 0 | 0 | 0 | 1 | 0 | 0 | 0 | 0 | 0 | 0 | 0 | 0 | 0 | 0 | 0 | W | 16-13+ | | |
| 2021 TOTALS | | 16-16 | 124 | 84 | 40 | 0.0 | 0.0 | 1 | 1 | 0 | 2 | 18 | 18 | 0 | 7 | 1 | 1 | 0 | -1 | 0 | 0 | 0 | 0 | 0 | 0 | 0 | 9-7-1 | | |
| + Overtime | | | | | | | | | | | | | | | | | | | | | | | | | | | | | |

2020 GAME-BY-GAME REGULAR-SEASON STATISTICS (STEELERS)


| DATE | OPPONENT | P/S | TACKLES | | | | | | | INTERCEPTIONS | | | | | O. FUMB | | | ST | | | MISC | | W/L | SCORE | | |
|-------------|---------------|-----|---------|----|----|-----|-----|-----|-----|---------------|----|-----|----|----|---------|----|----|----|-----|----|------|---|-----|-------|----|-------|
| | | | TK | S | A | SK | YDS | TFL | YDS | QBH | NO | YDS | LG | TD | PD | FF | FR | TD | YDS | TK | S | A | | | FF | FR |
| 09/14 | @ Giants | S | 2 | 2 | 0 | 0.0 | 0.0 | 0 | 0 | 0 | 0 | 0 | 0 | 0 | 0 | 0 | 0 | 0 | 0 | 0 | 0 | 0 | 0 | 0 | W | 26-16 |
| 09/20 | Broncos | S | 6 | 4 | 2 | 0.0 | 0.0 | 0 | 0 | 0 | 0 | 0 | 0 | 0 | 0 | 0 | 0 | 0 | 0 | 0 | 0 | 0 | 0 | 0 | W | 26-21 |
| 09/27 | Texans | S | 5 | 5 | 0 | 0.0 | 0.0 | 0 | 0 | 0 | 0 | 0 | 0 | 0 | 0 | 0 | 0 | 0 | 0 | 0 | 0 | 0 | 0 | 0 | W | 28-21 |
| 10/11 | Eagles | S | 4 | 3 | 1 | 0.0 | 0.0 | 0 | 0 | 0 | 0 | 0 | 0 | 0 | 0 | 0 | 0 | 0 | 0 | 0 | 0 | 0 | 0 | 0 | W | 38-29 |
| 10/18 | Browns | S | 1 | 0 | 1 | 0.0 | 0.0 | 0 | 0 | 0 | 1 | 33 | 33 | 1 | 1 | 0 | 0 | 0 | 0 | 0 | 0 | 0 | 0 | 0 | W | 38-7 |
| 10/25 | @ Titans | S | 5 | 3 | 2 | 0.0 | 0.0 | 0 | 0 | 0 | 0 | 0 | 0 | 0 | 0 | 0 | 0 | 0 | 0 | 0 | 0 | 0 | 0 | 0 | W | 27-24 |
| 11/01 | @ Ravens | S | 7 | 4 | 3 | 0.0 | 0.0 | 0 | 0 | 0 | 0 | 0 | 0 | 1 | 1 | 0 | 0 | 0 | 0 | 0 | 0 | 0 | 0 | 0 | W | 28-24 |
| 11/08 | @ Cowboys | S | 6 | 5 | 1 | 0.0 | 0.0 | 0 | 0 | 0 | 1 | 7 | 7 | 0 | 2 | 0 | 1 | 0 | -1 | 0 | 0 | 0 | 0 | 0 | W | 24-19 |
| 11/15 | Bengals | S | 6 | 6 | 0 | 0.0 | 0.0 | 0 | 0 | 0 | 0 | 0 | 0 | 0 | 0 | 0 | 0 | 0 | 0 | 0 | 0 | 0 | 0 | 0 | W | 36-10 |
| 11/22 | @ Jaguars | S | 5 | 3 | 2 | 0.0 | 0.0 | 0 | 0 | 0 | 2 | 37 | 37 | 0 | 2 | 0 | 0 | 0 | 0 | 0 | 0 | 0 | 0 | 0 | W | 27-3 |
| 12/02 | Ravens | S | 3 | 3 | 0 | 0.0 | 0.0 | 0 | 0 | 0 | 0 | 0 | 0 | 0 | 2 | 0 | 0 | 0 | 0 | 0 | 0 | 0 | 0 | 0 | W | 19-14 |
| 12/07 | Football Team | S | 3 | 2 | 1 | 0.0 | 0.0 | 0 | 0 | 0 | 0 | 0 | 0 | 1 | 0 | 0 | 0 | 0 | 0 | 0 | 0 | 0 | 0 | 0 | L | 17-23 |
| 12/13 | @ Bills | S | 6 | 4 | 2 | 0.0 | 0.0 | 0 | 0 | 0 | 0 | 0 | 0 | 0 | 0 | 0 | 0 | 0 | 0 | 0 | 0 | 0 | 0 | 0 | L | 15-26 |
| 12/21 | @ Bengals | S | 7 | 6 | 1 | 0.0 | 0.0 | 1 | 1 | 0 | 0 | 0 | 0 | 0 | 0 | 0 | 0 | 0 | 0 | 0 | 0 | 0 | 0 | 0 | L | 17-27 |
| 12/27 | Colts | S | 8 | 6 | 2 | 0.0 | 0.0 | 0 | 0 | 0 | 0 | 0 | 0 | 1 | 0 | 0 | 0 | 0 | 0 | 0 | 0 | 0 | 0 | 0 | W | 28-24 |
| 01/03 | @ Browns | S | 5 | 4 | 1 | 0.0 | 0.0 | 0 | 0 | 0 | 0 | 0 | 0 | 1 | 0 | 0 | 0 | 0 | 0 | 0 | 0 | 0 | 0 | 0 | L | 22-24 |
| 2020 TOTALS | | | 16-16 | 79 | 60 | 19 | 0.0 | 0.0 | 1 | 1 | 0 | 4 | 77 | 37 | 1 | 11 | 1 | 1 | 0 | -1 | 0 | 0 | 0 | 0 | 0 | 12-4 |

2019 GAME-BY-GAME REGULAR-SEASON STATISTICS (DOLPHINS/STEELERS)


| DATE | OPPONENT | P/S | TACKLES | | | | | | | INTERCEPTIONS | | | | | O. FUMB | | | ST | | | | | MISC | | W/L | SCORE | | | |
|-------------|--------------|-------|---------|----|----|-----|-----|-----|-----|---------------|--------------|-----|-----|----|---------|----|----|----|-----|----|---|---|------|----|-----|-------|--------|------|--|
| | | | TK | S | A | SK | YDS | TFL | YDS | QBH | NO | YDS | LG | TD | PD | FF | FR | TD | YDS | TK | S | A | FF | FR | | | S | A | |
| 09/08 | Ravens | S | 5 | 3 | 2 | 0.0 | 0.0 | 0 | 0 | 0 | 0 | 0 | 0 | 0 | 0 | 0 | 0 | 0 | 1 | 1 | 0 | 0 | 0 | 0 | 0 | L | 10-59 | | |
| 09/15 | Patriots | S | 6 | 4 | 2 | 0.0 | 0.0 | 0 | 0 | 0 | 0 | 0 | 0 | 0 | 1 | 1 | 0 | 0 | 0 | 0 | 0 | 0 | 0 | 0 | 0 | L | 0-43 | | |
| 09/22 | at Cowboys | | | | | | | | | | DID NOT PLAY | | | | | | | | | | | | | | | | L | 6-31 | |
| 09/30 | Bengals | S | 4 | 2 | 2 | 0.0 | 0.0 | 0 | 0 | 0 | 0 | 0 | 0 | 0 | 0 | 0 | 0 | 0 | 0 | 0 | 0 | 0 | 0 | 0 | 0 | W | 27-3 | | |
| 10/06 | Ravens | S | 7 | 6 | 1 | 0.0 | 0.0 | 0 | 0 | 0 | 0 | 0 | 0 | 0 | 1 | 0 | 0 | 0 | 0 | 0 | 0 | 0 | 0 | 0 | 0 | L | 23-26+ | | |
| 10/13 | at Chargers | S | 5 | 5 | 0 | 0.0 | 0.0 | 0 | 0 | 0 | 0 | 0 | 0 | 0 | 1 | 0 | 0 | 0 | 0 | 0 | 0 | 0 | 0 | 0 | 0 | W | 24-17 | | |
| 10/28 | Dolphins | S | 2 | 1 | 1 | 0.0 | 0.0 | 0 | 0 | 0 | 2 | 6 | 6 | 2 | 0 | 0 | 0 | 0 | 0 | 0 | 0 | 0 | 0 | 0 | 0 | W | 27-14 | | |
| 11/03 | Colts | S | 7 | 4 | 3 | 0.0 | 0.0 | 0 | 0 | 0 | 1 | 96 | 96 | 1 | 1 | 0 | 0 | 0 | 0 | 0 | 0 | 0 | 0 | 0 | 0 | W | 26-24 | | |
| 11/10 | Rams | S | 4 | 3 | 1 | 0.0 | 0.0 | 0 | 0 | 0 | 1 | 14 | 14 | 0 | 2 | 0 | 1 | 43 | 0 | 0 | 0 | 0 | 0 | 0 | 0 | W | 17-12 | | |
| 11/14 | at Browns | S | 2 | 0 | 2 | 0.0 | 0.0 | 0 | 0 | 0 | 0 | 0 | 0 | 0 | 0 | 0 | 0 | 0 | 0 | 0 | 0 | 0 | 0 | 0 | 0 | L | 7-21 | | |
| 11/24 | at Bengals | S | 6 | 1 | 5 | 0.0 | 0.0 | 0 | 0 | 0 | 0 | 0 | 0 | 0 | 0 | 1 | 0 | 36 | 0 | 0 | 0 | 0 | 0 | 0 | 0 | W | 16-10 | | |
| 12/01 | Browns | S | 3 | 2 | 1 | 0.0 | 0.0 | 0 | 0 | 0 | 0 | 0 | 0 | 0 | 1 | 0 | 0 | 0 | 0 | 0 | 0 | 0 | 0 | 0 | 0 | W | 20-13 | | |
| 12/08 | at Cardinals | S | 1 | 1 | 0 | 0.0 | 0.0 | 1 | 1 | 0 | 0 | 0 | 0 | 0 | 0 | 0 | 0 | 0 | 0 | 0 | 0 | 0 | 0 | 0 | 0 | W | 23-17 | | |
| 12/15 | Bills | S | 2 | 2 | 0 | 0.0 | 0.0 | 0 | 0 | 0 | 0 | 0 | 0 | 0 | 0 | 0 | 0 | 0 | 0 | 0 | 0 | 0 | 0 | 0 | 0 | L | 10-17 | | |
| 12/22 | at Jets | S | 5 | 2 | 3 | 0.0 | 0.0 | 0 | 0 | 0 | 0 | 0 | 0 | 0 | 0 | 0 | 0 | 0 | 0 | 0 | 0 | 0 | 0 | 0 | 0 | L | 10-16 | | |
| 12/29 | at Ravens | S | 4 | 3 | 1 | 0.0 | 0.0 | 0 | 0 | 0 | 0 | 0 | 0 | 0 | 0 | 0 | 0 | 0 | 0 | 0 | 0 | 0 | 0 | 0 | 0 | L | 10-28 | | |
| 2019 TOTALS | | 15-15 | 63 | 39 | 24 | 0.0 | 0.0 | 1 | 1 | 0 | 4 | 116 | 96T | 1 | 8 | 1 | 3 | 1 | 79 | 1 | 1 | 0 | 0 | 0 | 0 | 8-8 | | | |
| + Overtime | | | | | | | | | | | | | | | | | | | | | | | | | | | | | |

2018 GAME-BY-GAME REGULAR-SEASON STATISTICS (DOLPHINS)

| DATE | OPPONENT | P/S | TACKLES | | | | | | | INTERCEPTIONS | | | | | O. FUMB | | | ST | | | | |
|------|----------|-----|---------|--|--|--|--|--|--|---------------|--|--|--|--|---------|--|--|----|--|--|--|--|
|------|----------|-----|---------|--|--|--|--|--|--|---------------|--|--|--|--|---------|--|--|----|--|--|--|--|



Four months



PAT FREIERMUTH

TIGHT END

HEIGHT: 6-5

WEIGHT: 258


COLLEGE: Penn State

BORN: October 25, 1998

BIRTHPLACE: Merrimac, MA

HOW ACQUIRED: 02/21

NFL EXPERIENCE: 2nd year



COMMUNITY SERVICE

- ✦ Provided a holiday shopping trip for kids from the North Hills area
- ✦ As a rookie, helped with Tomlins Thanksgiving distribution, distributed backpacks for a back to school event with the Charlie Batch Foundation, and packed nonperishables for Greater Pittsburgh Community Food Bank
- ✦ Served as the keynote speaker for the Brockway Youth Sports Luncheon

PAT FREIERMUTH'S NFL REGULAR SEASON RUSHING/RECEIVING STATISTICS

| DATE | TEAM | GP | GS | RECEIVING | | | | | RUSHING | | | | |
|------------|----------|----|----|-----------|------|------|----|----|---------|------|------|----|----|
| | | | | NO. | YDS. | AVG. | LG | TD | NO. | YDS. | AVG. | LG | TD |
| 2021 | Steelers | 16 | 9 | 60 | 497 | 8.3 | 24 | 7 | 0 | 0 | 0.0 | 0 | 0 |
| 2022 | Steelers | 5 | 4 | 20 | 235 | 11.8 | 31 | 1 | 0 | 0 | 0.0 | 0 | 0 |
| NFL TOTALS | | 21 | 13 | 80 | 732 | 9.2 | 31 | 8 | 0 | 0 | 0.0 | 0 | 0 |

PAT FREIERMUTH'S NFL POSTSEASON RUSHING/RECEIVING STATISTICS

| DATE | TEAM | GP | GS | RECEIVING | | | | | RUSHING | | | | |
|------------|----------|----|----|-----------|------|------|----|----|---------|------|------|----|----|
| | | | | NO. | YDS. | AVG. | LG | TD | NO. | YDS. | AVG. | LG | TD |
| 2021 | Steelers | 1 | 1 | 4 | 25 | 6.3 | 9 | 0 | 0 | 0 | 0.0 | 0 | 0 |
| NFL TOTALS | | 1 | 1 | 4 | 25 | 6.3 | 9 | 0 | 0 | 0 | 0.0 | 0 | 0 |

PAT FREIERMUTH'S NFL REGULAR SEASON RETURN STATISTICS

| KICKOFF RETURNS | | | | | | | PUNT RETURNS | | | | | | |
|-----------------|----------|------|------|------|----|----|--------------|----|------|------|----|----|--|
| DATE | TEAM | RET. | YDS. | AVG. | LG | TD | NO. | FC | YDS. | AVG. | LG | TD | |
| 2021 | Steelers | 0 | 0 | 0.0 | 0 | 0 | 0 | 0 | 0 | 0.0 | 0 | 0 | |
| 2022 | Steelers | 0 | 0 | 0.0 | 0 | 0 | 0 | 0 | 0 | 0.0 | 0 | 0 | |
| NFL TOTALS | | 0 | 0 | 0.0 | 0 | 0 | 0 | 0 | 0 | 0.0 | 0 | 0 | |

PAT FREIERMUTH'S NFL POSTSEASON RETURN STATISTICS

| KICKOFF RETURNS | | | | | | | PUNT RETURNS | | | | | | |
|-----------------|----------|------|------|------|----|----|--------------|----|------|------|----|----|--|
| DATE | TEAM | RET. | YDS. | AVG. | LG | TD | NO. | FC | YDS. | AVG. | LG | TD | |
| 2021 | Steelers | 0 | 0 | 0.0 | 0 | 0 | 0 | 0 | 0 | 0.0 | 0 | 0 | |
| NFL TOTALS | | 0 | 0 | 0.0 | 0 | 0 | 0 | 0 | 0 | 0.0 | 0 | 0 | |

SINGLE-GAME HIGHS: RECEIVING

- Receptions

7 vs. New York Jets, Oct 02, 2022
- Receiving Yards

85 vs. New York Jets, Oct 02, 2022
- Receiving Average

15.0 at Cincinnati Bengals, Sep 11, 2022
- Longest Receptions

31 at Cincinnati Bengals, Sep 11, 2022
- 26 at Cleveland Browns, Sep 22, 2022
- ...1 more at 26.
- Receiving TDs

2 vs. Chicago Bears, Nov 08, 2021
- All-Purpose Yards

1 vs. New England Patriots, Sep 18, 2022
- ...5 more at 1.
- Most TDs

85 vs. New York Jets, Oct 02, 2022
- 75 at Cincinnati Bengals, Sep 11, 2022
- 2 vs. Chicago Bears, Nov 08, 2021
- 1 vs. New England Patriots, Sep 18, 2022
- ...5 more at 1.
- Miscellaneous Tackles

1 vs. Cleveland Browns, Jan 03, 2022

SINGLE-GAME HIGHS - POSTSEASON: RECEIVING

- Receptions

4 at Kansas City Chiefs, Jan 16, 2022
- Receiving Yards

25 at Kansas City Chiefs, Jan 16, 2022
- Receiving Average

6.3 at Kansas City Chiefs, Jan 16, 2022
- Longest Receptions

9 at Kansas City Chiefs, Jan 16, 2022
- 8 at Kansas City Chiefs, Jan 16, 2022
- 5 at Kansas City Chiefs, Jan 16, 2022
- 3 at Kansas City Chiefs, Jan 16, 2022
- All-Purpose Yards

25 at Kansas City Chiefs, Jan 16, 2022

2022 GAME-BY-GAME REGULAR-SEASON STATISTICS (STEELERS)


| DATE | OPPONENT | P/S | RECEIVING | | | | | RUSHING | | | | | W/L | SCORE |
|-------------|------------|-----|-----------|------|------|----|----|---------|------|------|----|----|-----|--------|
| | | | NO. | YDS. | AVG. | LG | TD | NO. | YDS. | AVG. | LG | TD | | |
| 09/11 | at Bengals | S | 5 | 75 | 15.0 | 31 | 0 | 0 | 0 | 0.0 | 0 | 0 | W | 23-20+ |
| 09/18 | Patriots | S | 4 | 22 | 5.5 | 8t | 1 | 0 | 0 | 0.0 | 0 | 0 | L | 14-17 |
| 09/22 | at Browns | S | 2 | 41 | 20.5 | 26 | 0 | 0 | 0 | 0.0 | 0 | 0 | L | 17-29 |
| 10/02 | Jets | S | 7 | 85 | 12.1 | 24 | 0 | 0 | 0 | 0.0 | 0 | 0 | L | 20-24 |
| 10/09 | at Bills | P | 2 | 12 | 6.0 | 8 | 0 | 0 | 0 | 0.0 | 0 | 0 | L | 3-38 |
| 2022 TOTALS | | 5-4 | 20 | 235 | 11.8 | 31 | 1 | 0 | 0 | 0.0 | 0 | 0 | 1-4 | |

+ - Overtime

2021 GAME-BY-GAME REGULAR-SEASON STATISTICS (STEELERS)

| DATE | OPPONENT | P/S | RECEIVING | | | | | RUSHING | | | | | W/L/T | SCORE |
|-------------|-------------|------|-----------|------|------|-----|----|------------------|------|------|----|----|-------|--------|
| | | | NO. | YDS. | AVG. | LG | TD | NO. | YDS. | AVG. | LG | TD | | |
| 09/12 | at Bills | S | 1 | 24 | 24.0 | 24 | 0 | 0 | 0 | 0.0 | 0 | 0 | W | 23-16 |
| 09/19 | Raiders | S | 4 | 36 | 9.0 | 14 | 0 | 0 | 0 | 0.0 | 0 | 0 | L | 17-26 |
| 09/26 | Bengals | P | 3 | 22 | 7.3 | 15 | 1 | 0 | 0 | 0.0 | 0 | 0 | L | 10-24 |
| 10/03 | at Packers | S | 1 | 11 | 11.0 | 11 | 0 | 0 | 0 | 0.0 | 0 | 0 | L | 17-27 |
| 10/10 | Broncos | P | 2 | 7 | 3.5 | 4 | 0 | 0 | 0 | 0.0 | 0 | 0 | W | 27-19 |
| 10/17 | Seahawks | P | 7 | 58 | 8.3 | 12 | 0 | 0 | 0 | 0.0 | 0 | 0 | W | 23-20+ |
| 10/31 | at Browns | P | 4 | 44 | 11.0 | 22 | 1 | 0 | 0 | 0.0 | 0 | 0 | W | 15-10 |
| 11/08 | Bears | S | 5 | 43 | 8.6 | 13 | 2 | 0 | 0 | 0.0 | 0 | 0 | W | 29-27 |
| 11/14 | Lions | S | 5 | 31 | 6.2 | 10 | 0 | 0 | 0 | 0.0 | 0 | 0 | T | 16-16 |
| 11/21 | at Chargers | S | 4 | 11 | 2.8 | 5t | 1 | 0 | 0 | 0.0 | 0 | 0 | L | 37-41 |
| 11/28 | at Bengals | S | 4 | 40 | 10.0 | 15t | 1 | 0 | 0 | 0.0 | 0 | 0 | L | 10-41 |
| 12/05 | Ravens | S | 3 | 26 | 8.7 | 17 | 0 | 0 | 0 | 0.0 | 0 | 0 | W | 20-19 |
| 12/09 | at Vikings | P | 2 | 32 | 16.0 | 17 | 1 | 0 | 0 | 0.0 | 0 | 0 | L | 28-36 |
| 12/19 | Titans | S | 4 | 37 | 9.3 | 14 | 0 | 0 | 0 | 0.0 | 0 | 0 | W | 19-13 |
| 12/26 | at Chiefs | | | | | | | ON INACTIVE LIST | | | | | L | 10-36 |
| 01/03 | Browns | P | 5 | 22 | 4.4 | 12 | 0 | 0 | 0 | 0.0 | 0 | 0 | W | 26-14 |
| 01/09 | at Ravens | P | 6 | 53 | 8.8 | 14 | 0 | 0 | 0 | 0.0 | 0 | 0 | W | 16-13+ |
| 2021 TOTALS | | 16-9 | 60 | 497 | 8.3 | 24 | 7 | 0 | 0 | 0.0 | 0 | 0 | 9-7-1 | |

+ - Overtime




81

ZACH GENTRY
TIGHT END

HEIGHT: 6-8
WEIGHT: 265
COLLEGE: Michigan
BORN: September 10, 1996

BIRTHPLACE: Albuquerque, NM
HOW ACQUIRED: DS 19
NFL EXPERIENCE: 4th year



ZACH GENTRY'S NFL REGULAR SEASON RUSHING/RECEIVING STATISTICS

| DATE | TEAM | GP | GS | RECEIVING | | | | | RUSHING | | | | |
|------------|----------|----|----|-----------|------|------|----|----|---------|------|------|----|----|
| | | | | NO. | YDS. | AVG. | LG | TD | NO. | YDS. | AVG. | LG | TD |
| 2019 | Steelers | 4 | 0 | 1 | 4 | 4.0 | 4 | 0 | 0 | 0 | 0.0 | 0 | 0 |
| 2020 | Steelers | 2 | 1 | 0 | 0 | 0.0 | 0 | 0 | 0 | 0 | 0.0 | 0 | 0 |
| 2021 | Steelers | 17 | 12 | 19 | 167 | 8.8 | 25 | 0 | 0 | 0 | 0.0 | 0 | 0 |
| 2022 | Steelers | 5 | 3 | 8 | 85 | 10.6 | 32 | 0 | 0 | 0 | 0.0 | 0 | 0 |
| NFL TOTALS | | 28 | 16 | 28 | 256 | 9.1 | 32 | 0 | 0 | 0 | 0.0 | 0 | 0 |

ZACH GENTRY'S NFL POSTSEASON RUSHING/RECEIVING STATISTICS

| DATE | TEAM | GP | GS | RECEIVING | | | | | RUSHING | | | | |
|------------|----------|----|----|-----------|------|------|----|----|---------|------|------|----|----|
| | | | | NO. | YDS. | AVG. | LG | TD | NO. | YDS. | AVG. | LG | TD |
| 2020 | Steelers | 0 | 0 | 0 | 0 | 0.0 | 0 | 0 | 0 | 0 | 0.0 | 0 | 0 |
| 2021 | Steelers | 1 | 0 | 4 | 33 | 8.3 | 11 | 0 | 0 | 0 | 0.0 | 0 | 0 |
| NFL TOTALS | | 1 | 0 | 4 | 33 | 8.3 | 11 | 0 | 0 | 0 | 0.0 | 0 | 0 |

ZACH GENTRY'S NFL REGULAR SEASON RETURN STATISTICS

| DATE | TEAM | RET. | KICKOFF RETURNS | | | | | PUNT RETURNS | | | | |
|------------|----------|------|-----------------|------|----|----|-----|--------------|------|------|----|----|
| | | | YDS. | AVG. | LG | TD | NO. | FC | YDS. | AVG. | LG | TD |
| 2019 | Steelers | 0 | 0 | 0.0 | 0 | 0 | 0 | 0 | 0 | 0.0 | 0 | 0 |
| 2020 | Steelers | 0 | 0 | 0.0 | 0 | 0 | 0 | 0 | 0 | 0.0 | 0 | 0 |
| 2021 | Steelers | 0 | 0 | 0.0 | 0 | 0 | 0 | 0 | 0 | 0.0 | 0 | 0 |
| 2022 | Steelers | 0 | 0 | 0.0 | 0 | 0 | 0 | 0 | 0 | 0.0 | 0 | 0 |
| NFL TOTALS | | 0 | 0 | 0.0 | 0 | 0 | 0 | 0 | 0 | 0.0 | 0 | 0 |

ZACH GENTRY'S NFL POSTSEASON RETURN STATISTICS

| DATE | TEAM | RET. | KICKOFF RETURNS | | | | | PUNT RETURNS | | | | |
|------------|----------|------|-----------------|------|----|----|-----|--------------|------|------|----|----|
| | | | YDS. | AVG. | LG | TD | NO. | FC | YDS. | AVG. | LG | TD |
| 2020 | Steelers | 0 | 0 | 0.0 | 0 | 0 | 0 | 0 | 0 | 0.0 | 0 | 0 |
| 2021 | Steelers | 0 | 0 | 0.0 | 0 | 0 | 0 | 0 | 0 | 0.0 | 0 | 0 |
| NFL TOTALS | | 0 | 0 | 0.0 | 0 | 0 | 0 | 0 | 0 | 0.0 | 0 | 0 |

SINGLE-GAME HIGHS: RECEIVING

| | | | |
|-------------------|--|-----------------------|---|
| Receptions | 5 at Buffalo Bills, Oct 09, 2022 4 at Baltimore Ravens, Jan 09, 2022 ...1 more at 4. | Longest Receptions | 32 at Cincinnati Bengals, Sep 11, 2022 25 at Baltimore Ravens, Jan 09, 2022 |
| Receiving Yards | 43 at Buffalo Bills, Oct 09, 2022 40 at Cincinnati Bengals, Sep 11, 2022 | All-Purpose Yards | 43 at Buffalo Bills, Oct 09, 2022 40 at Cincinnati Bengals, Sep 11, 2022 |
| Receiving Average | 13.0 at Cleveland Browns, Oct 31, 2021 9.8 at Baltimore Ravens, Jan 09, 2022 | Miscellaneous Tackles | 1 at Kansas City Chiefs, Dec 26, 2021 1 at San Francisco 49ers, Sep 22, 2019 |

SINGLE-GAME HIGHS - POSTSEASON: RECEIVING

| | | | |
|-------------------|---|--------------------|--|
| Receptions | 4 at Kansas City Chiefs, Jan 16, 2022 | Longest Receptions | 11 at Kansas City Chiefs, Jan 16, 2022 |
| Receiving Yards | 33 at Kansas City Chiefs, Jan 16, 2022 | | 10 at Kansas City Chiefs, Jan 16, 2022 |
| Receiving Average | 8.3 at Kansas City Chiefs, Jan 16, 2022 | | 7 at Kansas City Chiefs, Jan 16, 2022 5 at Kansas City Chiefs, Jan 16, 2022 33 at Kansas City Chiefs, Jan 16, 2022 |
| | | All-Purpose Yards | |

2022 GAME-BY-GAME REGULAR-SEASON STATISTICS (STEELERS)

| DATE | OPPONENT | P/S | RECEIVING | | | | | RUSHING | | | | | W/L | SCORE |
|--------------|------------|-----|-----------|------|------|----|----|---------|------|------|----|----|-----|--------|
| | | | NO. | YDS. | AVG. | LG | TD | NO. | YDS. | AVG. | LG | TD | | |
| 09/11 | at Bengals | P | 2 | 40 | 20.0 | 32 | 0 | 0 | 0 | 0.0 | 0 | 0 | W | 23-20+ |
| 09/18 | Patriots | S | 0 | 0 | 0.0 | 0 | 0 | 0 | 0 | 0.0 | 0 | 0 | L | 14-17 |
| 09/22 | at Browns | S | 0 | 0 | 0.0 | 0 | 0 | 0 | 0 | 0.0 | 0 | 0 | L | 17-29 |
| 10/02 | Jets | P | 1 | 2 | 2.0 | 2 | 0 | 0 | 0 | 0.0 | 0 | 0 | L | 20-24 |
| 10/09 | at Bills | S | 5 | 43 | 8.6 | 11 | 0 | 0 | 0 | 0.0 | 0 | 0 | L | 3-38 |
| 2022 TOTALS | | 5-3 | 8 | 85 | 10.6 | 32 | 0 | 0 | 0 | 0.0 | 0 | 0 | 1-4 | |
| + - Overtime | | | | | | | | | | | | | | |

2021 GAME-BY-GAME REGULAR-SEASON STATISTICS (STEELERS)

| DATE | OPPONENT | P/S | RECEIVING | | | | | RUSHING | | | | | W/L/T | SCORE |
|--------------|-------------|-----|-----------|------|------|-----|----|---------|------|------|-----|----|-------|--------|
| | | | NO. | YDS. | AVG. | LG | TD | NO. | YDS. | AVG. | LG | TD | | |
| 09/12 | at Bills | P | 1 | -2 | -2.0 | -2 | 0 | 0 | 0 | 0.0 | 0 | 0 | W | 23-16 |
| 09/19 | Raiders | P | 0 | 0 | 0.0 | 0 | 0 | 0 | 0 | 0.0 | 0 | 0 | L | 17-26 |
| 09/26 | Bengals | S | 0 | 0 | 0.0 | 0 | 0 | 0 | 0 | 0.0 | 0 | 0 | L | 10-24 |
| 10/03 | at Packers | P | 1 | 10 | 10.0 | 10 | 0 | 0 | 0 | 0.0 | 0 | 0 | L | 17-27 |
| 10/10 | Broncos | S | 1 | 13 | 13.0 | 13 | 0 | 0 | 0 | 0.0 | 0 | 0 | W | 27-19 |
| 10/17 | Seahawks | S | 0 | 0 | 0.0 | 0 | 0 | 0 | 0 | 0.0 | 0 | 0 | W | 23-20+ |
| 10/31 | at Browns | S | 3 | 39 | 13.0 | 24 | 0 | 0 | 0 | 0.0 | 0 | 0 | W | 15-10 |
| 11/08 | Bears | S | 0 | 0 | 0.0 | 0 | 0 | 0 | 0 | 0.0 | 0 | 0 | W | 29-27 |
| 11/14 | Lions | P | 0 | 0 | 0.0 | 0 | 0 | 0 | 0 | 0.0 | 0 | 0 | T | 16-16 |
| 11/21 | at Chargers | P | 0 | 0 | 0.0 | 0 | 0 | 0 | 0 | 0.0 | 0 | 0 | L | 37-41 |
| 11/28 | at Bengals | S | 1 | 10 | 10.0 | 10 | 0 | 0 | 0 | 0.0 | 0 | 0 | L | 10-41 |
| 12/05 | Ravens | S | 2 | 10 | 5.0 | 5 | 0 | 0 | 0 | 0.0 | 0 | 0 | W | 20-19 |
| 12/09 | at Vikings | S | 0 | 0 | 0.0 | 0 | 0 | 0 | 0 | 0.0 | 0 | 0 | L | 28-36 |
| 12/19 | Titans | S | 1 | 17 | 17.0 | 17 | 0 | 0 | 0 | 0.0 | 0 | 0 | W | 19-13 |
| 12/26 | at Chiefs | S | 4 | 31 | 7.8 | 12 | 0 | 0 | 0 | 0.0 | 0 | 0 | L | 10-36 |
| 01/03 | Browns | S | 1 | 0 | 0.0 | 0 | 0 | 0 | 0 | 0.0 | 0 | 0 | W | 26-14 |
| 01/09 | at Ravens | S | 4 | 39 | 9.8 | 25 | 0 | 0 | 0 | 0.0 | 0 | 0 | W | 16-13+ |
| 2021 TOTALS | | | 17-12 | 19 | 167 | 8.8 | 25 | 0 | 0 | 0 | 0.0 | 0 | 0 | 9-7-1 |
| + - Overtime | | | | | | | | | | | | | | |

2020 GAME-BY-GAME REGULAR-SEASON STATISTICS (STEELERS)

| DATE | OPPONENT | P/S | RECEIVING | | | | | RUSHING | | | | | W/L | SCORE |
|-------------|---------------|-----|-----------|------|------|-----|----|------------------|------|------|----|----|------|-------|
| | | | NO. | YDS. | AVG. | LG | TD | NO. | YDS. | AVG. | LG | TD | | |
| 09/14 | at Giants | | | | | | | ON INACTIVE LIST | | | | | W | 26-16 |
| 09/20 | Broncos | | | | | | | ON INACTIVE LIST | | | | | W | 26-21 |
| 09/27 | Texans | | | | | | | ON INACTIVE LIST | | | | | W | 28-21 |
| 10/11 | Eagles | | | | | | | INACTIVE | | | | | W | 38-29 |
| 10/18 | Browns | | | | | | | ON INACTIVE LIST | | | | | W | 38-7 |
| 10/25 | at Titans | | | | | | | ON INACTIVE LIST | | | | | W | 27-24 |
| 11/01 | at Ravens | | | | | | | ON INACTIVE LIST | | | | | W | 28-24 |
| 11/08 | at Cowboys | | | | | | | ON INACTIVE LIST | | | | | W | 24-19 |
| 11/15 | Bengals | P | 0 | 0 | 0.0 | 0 | 0 | 0 | 0 | 0.0 | 0 | 0 | W | 36-10 |
| 11/22 | at Jaguars | S | 0 | 0 | 0.0 | 0 | 0 | 0 | 0 | 0.0 | 0 | 0 | W | 27-3 |
| 12/02 | Ravens | | | | | | | DID NOT PLAY | | | | | W | 19-14 |
| 12/07 | Football Team | | | | | | | DID NOT PLAY | | | | | L | 17-23 |
| 12/13 | at Bills | | | | | | | DID NOT PLAY | | | | | L | 15-26 |
| 12/21 | at Bengals | | | | | | | DID NOT PLAY | | | | | L | 17-27 |
| 12/27 | Colts | | | | | | | DID NOT PLAY | | | | | W | 28-24 |
| 01/03 | at Browns | | | | | | | DID NOT PLAY | | | | | L | 22-24 |
| 2020 TOTALS | | | 2-1 | 0 | 0 | 0.0 | 0 | 0 | 0 | 0.0 | 0 | 0 | 12-4 | |

2019 GAME-BY-GAME REGULAR-SEASON STATISTICS (STEELERS)

| DATE | OPPONENT | P/S | RECEIVING | | | | | RUSHING | | | | | W/L | SCORE |
|--------------|--------------|-----|-----------|------|------|-----|----|------------------|------|------|----|----|-----|--------|
| | | | NO. | YDS. | AVG. | LG | TD | NO. | YDS. | AVG. | LG | TD | | |
| 09/08 | at Patriots | | | | | | | ON INACTIVE LIST | | | | | L | 3-33 |
| 09/15 | Seahawks | | | | | | | INACTIVE | | | | | L | 26-28 |
| 09/22 | at 49ers | P | 0 | 0 | 0.0 | 0 | 0 | 0 | 0 | 0.0 | 0 | 0 | L | 20-24 |
| 09/30 | Bengals | P | 0 | 0 | 0.0 | 0 | 0 | 0 | 0 | 0.0 | 0 | 0 | W | 27-3 |
| 10/06 | Ravens | | | | | | | INACTIVE | | | | | L | 23-26+ |
| 10/13 | at Chargers | P | 0 | 0 | 0.0 | 0 | 0 | 0 | 0 | 0.0 | 0 | 0 | W | 24-17 |
| 10/28 | Dolphins | | | | | | | INACTIVE | | | | | W | 27-14 |
| 11/03 | Colts | | | | | | | INACTIVE | | | | | W | 26-24 |
| 11/10 | Rams | | | | | | | INACTIVE | | | | | W | 17-12 |
| 11/14 | at Browns | | | | | | | INACTIVE | | | | | L | 7-21 |
| 11/24 | at Bengals | | | | | | | INACTIVE | | | | | W | 16-10 |
| 12/01 | Browns | | | | | | | INACTIVE | | | | | W | 20-13 |
| 12/08 | at Cardinals | | | | | | | INACTIVE | | | | | W | 23-17 |
| 12/15 | Bills | P | 1 | 4 | 4.0 | 4 | 0 | 0 | 0 | 0.0 | 0 | 0 | L | 10-17 |
| 12/22 | at Jets | | | | | | | INACTIVE | | | | | L | 10-16 |
| 12/29 | at Ravens | | | | | | | ON INACTIVE LIST | | | | | L | 10-28 |
| 2019 TOTALS | | | 4-0 | 1 | 4 | 4.0 | 4 | 0 | 0 | 0.0 | 0 | 0 | 8-8 | |
| + - Overtime | | | | | | | | | | | | | | |



53

KENDRICK GREEN
GUARD

HEIGHT: 6-4

WEIGHT: 315

COLLEGE: Illinois

BORN: December 22, 1998

BIRTHPLACE: Peoria, IL

HOW ACQUIRED: 03/21

NFL EXPERIENCE: 2nd year



KENDRICK GREEN'S NFL REGULAR SEASON STATISTICS

| DATE | TEAM | GP | GS |
|------------|----------|----|----|
| 2021 | Steelers | 15 | 15 |
| 2022 | Steelers | 0 | 0 |
| NFL TOTALS | | 15 | 15 |


KENDRICK GREEN'S NFL POSTSEASON STATISTICS

| DATE | TEAM | GP | GS |
|------------|----------|----|----|
| 2021 | Steelers | 0 | 0 |
| NFL TOTALS | | 0 | 0 |

2022 GAME-BY-GAME REGULAR-SEASON STATISTICS (STEELERS)

| DATE | OPPONENT | P/S | | W/L | SCORE |
|-------------|------------|-----|------------------|-----|--------|
| 09/11 | at Bengals | | ON INACTIVE LIST | W | 23-20+ |
| 09/18 | Patriots | | ON INACTIVE LIST | L | 14-17 |
| 09/22 | at Browns | | INACTIVE | L | 17-29 |
| 10/02 | Jets | | ON INACTIVE LIST | L | 20-24 |
| 10/09 | at Bills | | ON INACTIVE LIST | L | 3-38 |
| 2022 TOTALS | | 0-0 | | 1-4 | |

+ - Overtime



22

NAJEE HARRIS

RUNNING BACK

HEIGHT: 6-1
WEIGHT: 242
COLLEGE: Alabama
BORN: March 9, 1998

BIRTHPLACE: Antioch, CA
HOW ACQUIRED: DT 21
NFL EXPERIENCE: 2nd year

COMMUNITY

- His foundation partnered with Lowes to help renovate his childhood shelter
- Helped installed new appliances in the facility
- Helped pack and sort food for North Texas Food Bank
- Recorded videos to sick children staying at the Children’s Hospital of Mobile, Alabama
- Da’ Bigger Picture Foundation supports underserved families with areas of focus in education, homelessness, addressing hunger and utilizing sports a platform to develop life skills.

NAJEE HARRIS' NFL REGULAR SEASON RUSHING/RECEIVING STATISTICS

| DATE | TEAM | GP | GS | RUSHING | | | | RECEIVING | | | |
|------------|----------|----|----|---------|-------|------|-----|-----------|------|------|-----|
| | | | | NO. | YDS. | AVG. | LG | NO. | YDS. | AVG. | LG |
| 2021 | Steelers | 17 | 17 | 307 | 1,200 | 3.9 | 37t | 7 | 74 | 467 | 6.3 |
| 2022 | Steelers | 5 | 5 | 69 | 222 | 3.2 | 16 | 1 | 13 | 64 | 4.9 |
| NFL TOTALS | | 22 | 22 | 376 | 1,422 | 3.8 | 37T | 8 | 87 | 531 | 6.1 |

NAJEE HARRIS' NFL POSTSEASON RUSHING/RECEIVING STATISTICS

| DATE | TEAM | GP | GS | RUSHING | | | | RECEIVING | | | |
|------------|----------|----|----|---------|------|------|----|-----------|------|------|------|
| | | | | NO. | YDS. | AVG. | LG | NO. | YDS. | AVG. | LG |
| 2021 | Steelers | 1 | 1 | 12 | 29 | 2.4 | 8 | 0 | 2 | -1 | -0.5 |
| NFL TOTALS | | 1 | 1 | 12 | 29 | 2.4 | 8 | 0 | 2 | -1 | -0.5 |

NAJEE HARRIS' NFL REGULAR SEASON RETURN STATISTICS

| DATE | TEAM | RET. | KICKOFF RETURNS | | | | PUNT RETURNS | | | |
|------------|----------|------|-----------------|------|----|----|--------------|----|------|------|
| | | | YDS. | AVG. | LG | TD | NO. | FC | YDS. | AVG. |
| 2021 | Steelers | 0 | 0 | 0.0 | 0 | 0 | 0 | 0 | 0 | 0.0 |
| 2022 | Steelers | 0 | 0 | 0.0 | 0 | 0 | 0 | 0 | 0 | 0.0 |
| NFL TOTALS | | 0 | 0 | 0.0 | 0 | 0 | 0 | 0 | 0 | 0.0 |

NAJEE HARRIS' NFL POSTSEASON RETURN STATISTICS

| DATE | TEAM | RET. | KICKOFF RETURNS | | | | PUNT RETURNS | | | |
|------------|----------|------|-----------------|------|----|----|--------------|----|------|------|
| | | | YDS. | AVG. | LG | TD | NO. | FC | YDS. | AVG. |
| 2021 | Steelers | 0 | 0 | 0.0 | 0 | 0 | 0 | 0 | 0 | 0.0 |
| NFL TOTALS | | 0 | 0 | 0.0 | 0 | 0 | 0 | 0 | 0 | 0.0 |

SINGLE-GAME HIGHS: RUSHING/RECEIVING

| | | | |
|-----------------|--|-----------------------|---|
| Rush Attempts | 28 vs. Cleveland Browns, Jan 03, 2022 26 vs. Detroit Lions, Nov 14, 2021 ...1 more at 26. | Receiving Average | 9.7 at Cleveland Browns, Oct 31, 2021 8.6 vs. Las Vegas Raiders, Sep 19, 2021 25t vs. Las Vegas Raiders, Sep 19, 2021 |
| Rushing Yards | 188 vs. Cleveland Browns, Jan 03, 2022 122 vs. Denver Broncos, Oct 10, 2021 | Longest Receptions | 21 vs. Cincinnati Bengals, Sep 26, 2021 1 at Minnesota Vikings, Dec 09, 2021 |
| Rushing Average | 6.7 vs. Cleveland Browns, Jan 03, 2022 5.3 vs. Denver Broncos, Oct 10, 2021 | Receiving TDs | 1 vs. Seattle Seahawks, Oct 17, 2021 ...1 more at 1. |
| Longest Runs | 37t vs. Cleveland Browns, Jan 03, 2022 30 vs. Cleveland Browns, Jan 03, 2022 | All-Purpose Yards | 206 vs. Cleveland Browns, Jan 03, 2022 142 vs. Denver Broncos, Oct 10, 2021 ...1 more at 142. |
| Rushing TDs | 1 at Cleveland Browns, Sep 22, 2022 1 vs. Cleveland Browns, Jan 03, 2022 ...6 more at 1. | Most TDs | 2 at Minnesota Vikings, Dec 09, 2021 1 at Cleveland Browns, Sep 22, 2022 ...9 more at 1. |
| Receptions | 14 vs. Cincinnati Bengals, Sep 26, 2021 6 vs. Seattle Seahawks, Oct 17, 2021 ...1 more at 6. | Miscellaneous Tackles | 1 at Minnesota Vikings, Dec 09, 2021 1 at Cincinnati Bengals, Nov 28, 2021 ...1 more at 1. |
| Receiving Yards | 102 vs. Cincinnati Bengals, Sep 26, 2021 46 vs. Seattle Seahawks, Oct 17, 2021 | | |

SINGLE-GAME HIGHS - POSTSEASON: RUSHING/RECEIVING

| | | | |
|-----------------|---|-------------------|--|
| Rush Attempts | 12 at Kansas City Chiefs, Jan 16, 2022 | Longest Runs | 8 at Kansas City Chiefs, Jan 16, 2022 |
| Rushing Yards | 29 at Kansas City Chiefs, Jan 16, 2022 | | 4 at Kansas City Chiefs, Jan 16, 2022 |
| Rushing Average | 2.4 at Kansas City Chiefs, Jan 16, 2022 | | 4 at Kansas City Chiefs, Jan 16, 2022 |
| | | | 4 at Kansas City Chiefs, Jan 16, 2022 |
| | | | ...1 more at 4. |
| | | Receptions | 2 at Kansas City Chiefs, Jan 16, 2022 |
| | | All-Purpose Yards | 28 at Kansas City Chiefs, Jan 16, 2022 |

100-YARD RECEIVING GAMES (1): REGULAR SEASON

| DATE | TEAM | NO. | YDS. | AVG. | LG | TD |
|----------|---------|-----|------|------|----|----|
| 09/26/21 | BENGALS | 14 | 102 | 7.3 | 21 | 0 |

100-YARD RUSHING GAMES (3): REGULAR SEASON

| DATE | TEAM | ATT. | YDS. | AVG. | LG | TD |
|----------|---------|------|------|------|-----|----|
| 10/10/21 | BRONCOS | 23 | 122 | 5.3 | 20 | 1 |
| 11/14/21 | LIONS | 26 | 105 | 4.0 | 12 | 0 |
| 01/03/22 | BROWNS | 28 | 188 | 6.7 | 37t | 1 |

2022 GAME-BY-GAME REGULAR-SEASON STATISTICS (STEELERS)


| DATE | OPPONENT | P/S | RUSHING | | | | | RECEIVING | | | | | W/L | SCORE |
|-------------|------------|-----|---------|------|------|----|----|-----------|------|------|----|----|-----|--------|
| | | | NO. | YDS. | AVG. | LG | TD | NO. | YDS. | AVG. | LG | TD | | |
| 09/11 | at Bengals | S | 10 | 23 | 2.3 | 11 | 0 | 2 | 3 | 1.5 | 2 | 1 | W | 23-20+ |
| 09/18 | Patriots | S | 15 | 49 | 3.3 | 8 | 0 | 5 | 40 | 8.0 | 14 | 0 | L | 14-17 |
| 09/22 | at Browns | S | 15 | 56 | 3.7 | 10 | 1 | 3 | 5 | 1.7 | 9 | 0 | L | 17-29 |
| 10/02 | Jets | S | 18 | 74 | 4.1 | 16 | 0 | 0 | 0 | 0.0 | 0 | 0 | L | 20-24 |
| 10/09 | at Bills | S | 11 | 20 | 1.8 | 6 | 0 | 3 | 16 | 5.3 | 9 | 0 | L | 3-38 |
| 2022 TOTALS | | 5-5 | 69 | 222 | 3.2 | 16 | 1 | 13 | 64 | 4.9 | 14 | 1 | 1-4 | |

+ - Overtime

2021 GAME-BY-GAME REGULAR-SEASON STATISTICS (STEELERS)

| DATE | OPPONENT | P/S | RUSHING | | | | | RECEIVING | | | | | W/L/T | SCORE |
|-------------|-------------|-------|---------|-------|------|-----|----|-----------|------|------|-----|----|-------|--------|
| | | | NO. | YDS. | AVG. | LG | TD | NO. | YDS. | AVG. | LG | TD | | |
| 09/12 | at Bills | S | 16 | 45 | 2.8 | 18 | 0 | 1 | 4 | 4.0 | 4 | 0 | W | 23-16 |
| 09/19 | Raiders | S | 10 | 38 | 3.8 | 14 | 0 | 5 | 43 | 8.6 | 25t | 1 | L | 17-26 |
| 09/26 | Bengals | S | 14 | 40 | 2.9 | 20 | 0 | 14 | 102 | 7.3 | 21 | 0 | L | 10-24 |
| 10/03 | at Packers | S | 15 | 62 | 4.1 | 11 | 1 | 6 | 29 | 4.8 | 9 | 0 | L | 17-27 |
| 10/10 | Broncos | S | 23 | 122 | 5.3 | 20 | 1 | 2 | 20 | 10.0 | 14 | 0 | W | 27-19 |
| 10/17 | Seahawks | S | 24 | 81 | 3.4 | 10 | 0 | 6 | 46 | 7.7 | 12 | 1 | W | 23-20+ |
| 10/31 | at Browns | S | 26 | 91 | 3.5 | 11 | 1 | 3 | 29 | 9.7 | 20 | 0 | W | 15-10 |
| 11/08 | Bears | S | 22 | 62 | 2.8 | 13 | 1 | 3 | 16 | 5.3 | 9 | 0 | W | 29-27 |
| 11/14 | Lions | S | 26 | 105 | 4.0 | 12 | 0 | 4 | 28 | 7.0 | 10 | 0 | T | 16-16 |
| 11/21 | at Chargers | S | 12 | 39 | 3.3 | 12 | 1 | 5 | 20 | 4.0 | 7 | 0 | L | 37-41 |
| 11/28 | at Bengals | S | 8 | 23 | 2.9 | 5 | 0 | 3 | 14 | 4.7 | 12 | 0 | L | 10-41 |
| 12/05 | Ravens | S | 21 | 71 | 3.4 | 13 | 0 | 5 | 36 | 7.2 | 18 | 0 | W | 20-19 |
| 12/09 | at Vikings | S | 20 | 94 | 4.7 | 23 | 1 | 3 | 10 | 3.3 | 6 | 1 | L | 28-36 |
| 12/19 | Titans | S | 12 | 18 | 1.5 | 7 | 0 | 2 | 8 | 4.0 | 5 | 0 | W | 19-13 |
| 12/26 | at Chiefs | S | 19 | 93 | 4.9 | 21 | 0 | 5 | 17 | 3.4 | 6 | 0 | L | 10-36 |
| 01/03 | Browns | S | 28 | 188 | 6.7 | 37t | 1 | 3 | 18 | 6.0 | 13 | 0 | W | 26-14 |
| 01/09 | at Ravens | S | 11 | 28 | 2.5 | 15 | 0 | 4 | 27 | 6.8 | 11 | 0 | W | 16-13+ |
| 2021 TOTALS | | 17-17 | 307 | 1,200 | 3.9 | 37T | 7 | 74 | 467 | 6.3 | 25T | 3 | 9-7-1 | |

+ - Overtime



PRESSLEY HARVIN III

PUNTER

HEIGHT: 6-0

WEIGHT: 255

COLLEGE: Georgia Tech

BORN: September 17, 1998

BIRTHPLACE: Alcala, SC

HOW ACQUIRED: 07b 21

NFL EXPERIENCE: 2nd year

PRESSLEY HARVIN III'S NFL REGULAR SEASON PUNTING STATISTICS

| DATE | TEAM | GP | NO. | YDS. | AVG. | OPP. RET. | YDS. | NET YDS. | AVG. | TB | IN20 | LG | BK |
|------------|----------|----|-----|-------|------|-----------|------|----------|------|----|------|----|----|
| 2021 | Steelers | 15 | 70 | 2,982 | 42.6 | 27 | 261 | 2,661 | 38.0 | 3 | 25 | 64 | 0 |
| 2022 | Steelers | 5 | 25 | 1,127 | 45.1 | 10 | 63 | 1,024 | 41.0 | 2 | 5 | 69 | 0 |
| NFL TOTALS | | 20 | 95 | 4,109 | 43.3 | 37 | 324 | 3,685 | 38.8 | 5 | 30 | 69 | 0 |

PRESSLEY HARVIN III'S NFL POSTSEASON PUNTING STATISTICS

| DATE | TEAM | GP | NO. | YDS. | AVG. | OPP. RET. | YDS. | NET YDS. | AVG. | TB | IN20 | LG | BK |
|------------|----------|----|-----|------|------|-----------|------|----------|------|----|------|----|----|
| 2021 | Steelers | 1 | 7 | 348 | 49.7 | 4 | 62 | 286 | 40.9 | 0 | 1 | 56 | 0 |
| NFL TOTALS | | 1 | 7 | 348 | 49.7 | 4 | 62 | 286 | 40.9 | 0 | 1 | 56 | 0 |

SINGLE-GAME HIGHS: PUNTER

| | | | |
|---------------------|---|-----------------------|--|
| Punts | 8 at Cincinnati Bengals, Sep 11, 2022 | Net Punting Avg | 47.0 at Los Angeles Chargers, Nov 21, 2021 |
| Gross Punting Yards | 8 at Baltimore Ravens, Jan 09, 2022 | Longest Punts | 46.5 vs. Denver Broncos, Oct 10, 2021 |
| Gross Punting Avg | 388 at Cincinnati Bengals, Sep 11, 2022 | | 69 vs. New England Patriots, Sep 18, 2022 |
| | 335 vs. Seattle Seahawks, Oct 17, 2021 | | 64 vs. Baltimore Ravens, Dec 05, 2021 |
| | 59.5 vs. Denver Broncos, Oct 10, 2021 | Inside the 20 | 4 vs. Seattle Seahawks, Oct 17, 2021 |
| | 51.5 vs. New England Patriots, Sep 18, 2022 | | 3 at Baltimore Ravens, Jan 09, 2022 |
| Net Punting Yards | 337 at Cincinnati Bengals, Sep 11, 2022 | | ...2 more at 3. |
| | 298 at Baltimore Ravens, Jan 09, 2022 | Special Teams Tackles | 1 vs. Detroit Lions, Nov 14, 2021 |

SINGLE-GAME HIGHS - POSTSEASON: PUNTER


| | | | |
|---------------------|--|-----------------|--|
| Punts | 7 at Kansas City Chiefs, Jan 16, 2022 | Net Punting Avg | 40.9 at Kansas City Chiefs, Jan 16, 2022 |
| Gross Punting Yards | 348 at Kansas City Chiefs, Jan 16, 2022 | Longest Punts | 56 at Kansas City Chiefs, Jan 16, 2022 |
| Gross Punting Avg | 49.7 at Kansas City Chiefs, Jan 16, 2022 | Inside the 20 | 1 at Kansas City Chiefs, Jan 16, 2022 |
| Net Punting Yards | 286 at Kansas City Chiefs, Jan 16, 2022 | | |

2022 GAME-BY-GAME REGULAR-SEASON STATISTICS (STEELERS)

| DATE | OPPONENT | | NO. | YDS. | AVG. | OPP. RET. | YDS. | NET YDS. | AVG | TB | IN20 | LG | BK | W/L | SCORE |
|--------------|------------|---|-----|------|-------|-----------|------|----------|-------|------|------|----|----|-----|--------|
| 09/11 | at Bengals | P | 8 | 388 | 48.5 | 5 | 31 | 337 | 42.1 | 1 | 1 | 60 | 0 | W | 23-20+ |
| 09/18 | Patriots | P | 4 | 206 | 51.5 | 3 | 21 | 165 | 41.3 | 1 | 0 | 69 | 0 | L | 14-17 |
| 09/22 | at Browns | P | 5 | 212 | 42.4 | 2 | 11 | 201 | 40.2 | 0 | 1 | 48 | 0 | L | 17-29 |
| 10/02 | Jets | P | 4 | 158 | 39.5 | 0 | 0 | 158 | 39.5 | 0 | 2 | 51 | 0 | L | 20-24 |
| 10/09 | at Bills | P | 4 | 163 | 40.8 | 0 | 0 | 163 | 40.8 | 0 | 1 | 69 | 0 | L | 3-38 |
| 2022 TOTALS | | | 5 | 25 | 1,127 | 45.1 | 10 | 63 | 1,024 | 41.0 | 2 | 5 | 69 | 0 | 1-4 |
| + - Overtime | | | | | | | | | | | | | | | |

2021 GAME-BY-GAME REGULAR-SEASON STATISTICS (STEELERS)

| DATE | OPPONENT | | NO. | YDS. | AVG. | OPP. RET. | YDS. | NET YDS. | AVG | TB | IN20 | LG | BK | W/L/T | SCORE |
|--------------|-------------|---|-----|------|-------|-----------|------|----------|-------|------|------|----|----|-------|--------|
| 09/12 | at Bills | P | 5 | 207 | 41.4 | 1 | 1 | 206 | 41.2 | 0 | 2 | 51 | 0 | W | 23-16 |
| 09/19 | Raiders | P | 4 | 197 | 49.3 | 2 | 26 | 171 | 42.8 | 0 | 3 | 59 | 0 | W | 17-26 |
| 09/26 | Bengals | P | 4 | 162 | 40.5 | 2 | 9 | 153 | 38.3 | 0 | 1 | 50 | 0 | L | 10-24 |
| 10/03 | at Packers | P | 3 | 102 | 34.0 | 1 | 0 | 102 | 34.0 | 0 | 1 | 45 | 0 | L | 17-27 |
| 10/10 | Broncos | P | 2 | 119 | 59.5 | 2 | 26 | 93 | 46.5 | 0 | 0 | 63 | 0 | W | 27-19 |
| 10/17 | Seahawks | P | 7 | 335 | 47.9 | 3 | 20 | 295 | 42.1 | 1 | 4 | 58 | 0 | W | 23-20+ |
| 10/31 | at Browns | P | 4 | 176 | 44.0 | 2 | 1 | 175 | 43.8 | 0 | 1 | 56 | 0 | W | 15-10 |
| 11/08 | Bears | P | 5 | 196 | 39.2 | 0 | 0 | 176 | 35.2 | 1 | 2 | 46 | 0 | W | 29-27 |
| 11/14 | Lions | P | 6 | 280 | 46.7 | 3 | 71 | 189 | 31.5 | 1 | 3 | 61 | 0 | T | 16-16 |
| 11/21 | at Chargers | P | 1 | 46 | 46.0 | 1 | -1 | 47 | 47.0 | 0 | 0 | 46 | 0 | L | 37-41 |
| 11/28 | at Bengals | P | 5 | 190 | 38.0 | 2 | 17 | 173 | 34.6 | 0 | 2 | 42 | 0 | L | 10-41 |
| 12/05 | Ravens | P | 5 | 217 | 43.4 | 2 | 12 | 205 | 41.0 | 0 | 1 | 64 | 0 | W | 20-19 |
| 12/09 | at Vikings | P | 6 | 258 | 43.0 | 3 | 31 | 227 | 37.8 | 0 | 1 | 49 | 0 | L | 28-36 |
| 12/19 | Titans | P | 5 | 199 | 39.8 | 2 | 48 | 151 | 30.2 | 0 | 1 | 51 | 0 | W | 19-13 |
| 12/26 | at Chiefs | | | | | | | | | | | | | | |
| 01/03 | Browns | | | | | | | | | | | | | | |
| 01/09 | at Ravens | P | 8 | 298 | 37.3 | 1 | 0 | 298 | 37.3 | 0 | 3 | 49 | 0 | W | 16-13+ |
| 2021 TOTALS | | | 15 | 70 | 2,982 | 42.6 | 27 | 261 | 2,661 | 38.0 | 3 | 25 | 64 | 0 | 9-7-1 |
| + - Overtime | | | | | | | | | | | | | | | |



60

J.C. HASSENAUER
CENTER

HEIGHT: 6-2

WEIGHT: 295

COLLEGE: Alabama

BORN: September 15, 1995

BIRTHPLACE: Woodbury, MN

HOW ACQUIRED: FA '19

NFL EXPERIENCE: 3rd year



J.C. HASSENAUER'S NFL REGULAR SEASON STATISTICS

| DATE | TEAM | GP | GS |
|------------|----------|----|----|
| 2018 | Falcons | 0 | 0 |
| 2019 | Steelers | 0 | 0 |
| 2020 | Steelers | 15 | 4 |
| 2021 | Steelers | 13 | 3 |
| 2022 | Steelers | 5 | 0 |
| NFL TOTALS | | 33 | 7 |

J.C. HASSENAUER'S NFL POSTSEASON STATISTICS

| DATE | TEAM | GP | GS |
|------------|----------|----|----|
| 2020 | Steelers | 1 | 0 |
| 2021 | Steelers | 1 | 1 |
| NFL TOTALS | | 2 | 1 |

2022 GAME-BY-GAME REGULAR-SEASON STATISTICS (STEELERS)

| DATE | OPPONENT | P/S | W/L | SCORE |
|-------------|------------|-----|-----|--------|
| 09/11 | at Bengals | P | W | 23-20+ |
| 09/18 | Patriots | P | L | 14-17 |
| 09/22 | at Browns | P | L | 17-29 |
| 10/02 | Jets | P | L | 20-24 |
| 10/09 | at Bills | P | L | 3-38 |
| 2022 TOTALS | | 5-0 | 1-4 | |

+ - Overtime



DEFENSIVE TACKLE

BIRTHPLACE Pittsburgh, PA

HOW ACQUIRED: 01 '11

NFL EXPERIENCE: 12th year

AP AP AP 0 0 0 0 0
'17 '19 '21 '18 '19 '20 '21 '22

- Three-time Steelers Walter Payton Award of the Year (2015, 2018, 2021)
- Created his foundation, The Heyward House, in 2015, which supports Pittsburghers in need through a variety of programs and partnerships.
- Began the Rufus and Judy Jordan Literacy Program in 2020, and as part of the program, built Little Free Libraries where he stocks books in under-served communities.
- Built the Heyward Performance Center field house for his high school, Peachtree Ridge, in 2020.
- Created a birthday club, Cam's Birthday Bash, where every year on his birthday, he throws a birthday party at Dave and Buster's complete with food, games and gifts, for children who often don't get the opportunity to celebrate their birthdays.
- Through Craig's Closet, a program he named after his father, high school boys in the Pittsburgh area with free dress clothes for interviews, internships, banquets, and more.
- Partners with Blessings in a Backpack to provide backpacks of food for students to take home over the weekend.
- Began Voices of Hope Scholarship to provide brain tumor patients, or the family members of those affected by a brain tumor diagnosis, the opportunity to pursue a post-secondary education.
- Annually treats 200 families per year to Thanksgiving dinner through his food distribution with Greater Pittsburgh Food Bank.
- Has donated \$150,000 over the last two seasons to the Steelers Social Justice Fund.
- Serves on the Steelers Social Justice Committee and led one of the Social Justice Film Series nights.

| DATE | OPP | W/L | GP/GS | TACKLES | | | | | | | MISC | | | | |
|---------------|------------|-----|-------|---------|------|------|------|------|-----|----|------|----|----|----|---|
| | | | | TOT | SOLO | ASST | SACK | YDS. | INT | PD | QBH | TD | FF | FR | |
| 9/28/14 | PIT vs. TB | L | S | 2 | 2 | 0 | 1.0 | 15.0 | 0 | 2 | 0 | 1 | 0 | 0 | 0 |
| 9/24/18 | PIT @ TB | W | S | 1 | 1 | 0 | 0.0 | 0.0 | 0 | 1 | 0 | 1 | 0 | 0 | 0 |
| TOTALS | | 1/1 | 2/2 | 3 | 3 | 0 | 1.0 | 15.0 | 0 | 3 | 0 | 2 | 0 | 0 | 0 |

| DATE | TEAM | GP | GS | TK | S | TACKLES | | | | | INTERCEPTIONS | | | | | O. FUMB | | | | | ST | | | | MISC |
|------------|----------|-----|-----|-----|-----|---------|-----|-----|------|-------|---------------|----|-----|----|----|---------|----|----|-----|----|----|---|----|----|------|
| | | | | | | A | TFL | YDS | SK | YDS | QBH | NO | YDS | LG | TD | FF | FR | TD | YDS | TK | S | A | FF | FR | |
| 2011 | Steelers | 16 | 0 | 11 | 10 | 1 | 0 | 0 | 1.0 | 8.0 | 3 | 0 | 0 | 0 | 0 | 1 | 1 | 0 | 0 | 0 | 0 | 0 | 0 | 0 | 0 |
| 2012 | Steelers | 16 | 0 | 20 | 13 | 7 | 2 | 0 | 1.5 | 5.0 | 3 | 0 | 0 | 0 | 0 | 0 | 0 | 0 | 0 | 0 | 0 | 0 | 0 | 0 | |
| 2013 | Steelers | 16 | 13 | 59 | 35 | 24 | 7 | 51 | 5.0 | 41.0 | 10 | 0 | 0 | 0 | 0 | 7 | 0 | 1 | 0 | 8 | 0 | 0 | 0 | 0 | 0 |
| 2014 | Steelers | 16 | 16 | 53 | 30 | 20 | 11 | 54 | 7.5 | 47.0 | 16 | 0 | 0 | 0 | 0 | 4 | 0 | 0 | 0 | 0 | 0 | 0 | 0 | 0 | 0 |
| 2015 | Steelers | 16 | 16 | 54 | 39 | 15 | 15 | 69 | 7.0 | 35.0 | 13 | 0 | 0 | 0 | 0 | 2 | 1 | 0 | 0 | 0 | 0 | 0 | 0 | 0 | 0 |
| 2016 | Steelers | 7 | 7 | 21 | 17 | 4 | 4 | 18 | 3.0 | 16.0 | 5 | 0 | 0 | 0 | 0 | 4 | 0 | 1 | 0 | 1 | 0 | 0 | 0 | 0 | 0 |
| 2017 | Steelers | 15 | 15 | 45 | 30 | 15 | 16 | 78 | 12.0 | 71.0 | 22 | 0 | 0 | 0 | 0 | 3 | 2 | 1 | 0 | 0 | 0 | 0 | 0 | 0 | 0 |
| 2018 | Steelers | 16 | 16 | 51 | 29 | 12 | 10 | 55 | 8.0 | 60.0 | 18 | 0 | 0 | 0 | 0 | 3 | 1 | 1 | 0 | 0 | 0 | 0 | 0 | 0 | 0 |
| 2019 | Steelers | 16 | 16 | 83 | 51 | 32 | 11 | 53 | 9.0 | 61.0 | 23 | 0 | 0 | 0 | 0 | 6 | 1 | 0 | 0 | 0 | 0 | 0 | 0 | 0 | 0 |
| 2020 | Steelers | 15 | 15 | 54 | 30 | 24 | 7 | 20 | 4.0 | 28.5 | 19 | 1 | 0 | 0 | 0 | 3 | 0 | 0 | 0 | 0 | 0 | 0 | 0 | 0 | 0 |
| 2021 | Steelers | 17 | 17 | 89 | 53 | 36 | 15 | 58 | 10.0 | 55.5 | 17 | 1 | 0 | 0 | 0 | 9 | 1 | 1 | 0 | 0 | 0 | 0 | 0 | 0 | 0 |
| 2022 | Steelers | 5 | 5 | 21 | 10 | 11 | 2 | 7 | 1.0 | 5.0 | 3 | 0 | 0 | 0 | 0 | 2 | 1 | 1 | 0 | 0 | 0 | 0 | 0 | 0 | 0 |
| NFL TOTALS | | 171 | 136 | 561 | 350 | 211 | 100 | 463 | 69.0 | 433.0 | 152 | 2 | 0 | 0 | 0 | 44 | 8 | 7 | 0 | 9 | 0 | 0 | 0 | 0 | 0 |

| DATE | TEAM | GP | GS | TACKLES | | | | | | | | | | INTERCEPTIONS | | | | O. FUMB | | | | ST | | | | MISC | | | |
|------------|----------|----|----|---------|----|---|-----|-----|-----|------|-----|----|-----|---------------|----|----|----|---------|----|-----|----|----|---|----|----|------|---|--|--|
| | | | | TK | S | A | TFL | YDS | SK | YDS | QBH | NO | YDS | LG | TD | PD | FF | FR | TD | YDS | TK | S | A | FF | FR | S | A | | |
| 2011 | Steelers | 1 | 0 | 4 | 3 | 1 | 0 | 0 | 0.0 | 0.0 | 0 | 0 | 0 | 0 | 0 | 0 | 0 | 0 | 0 | 0 | 0 | 0 | 0 | 0 | 0 | | | | |
| 2014 | Steelers | 1 | 0 | 2 | 2 | 0 | 0 | 0 | 0.0 | 0.0 | 0 | 2 | 0 | 0 | 0 | 0 | 0 | 0 | 0 | 0 | 0 | 0 | 0 | 0 | 0 | | | | |
| 2015 | Steelers | 2 | 2 | 1 | 1 | 0 | 0 | 0 | 1.0 | 11.0 | 4 | 0 | 0 | 0 | 0 | 1 | 0 | 0 | 0 | 0 | 0 | 0 | 0 | 0 | 0 | | | | |
| 2017 | Steelers | 1 | 1 | 1 | 1 | 0 | 0 | 2 | 0.0 | 0.0 | 0 | 0 | 0 | 0 | 0 | 0 | 0 | 0 | 0 | 0 | 0 | 0 | 0 | 0 | 0 | | | | |
| 2020 | Steelers | 1 | 1 | 1 | 1 | 0 | 0 | 0 | 0.0 | 0.0 | 0 | 0 | 0 | 0 | 1 | 0 | 0 | 0 | 0 | 0 | 0 | 0 | 0 | 0 | 0 | | | | |
| 2021 | Steelers | 1 | 1 | 4 | 2 | 2 | 0 | 0 | 0.0 | 0.0 | 0 | 0 | 0 | 0 | 1 | 0 | 0 | 0 | 0 | 0 | 0 | 0 | 0 | 0 | 0 | | | | |
| NFL TOTALS | | 7 | 6 | 13 | 10 | 3 | 1 | 2 | 1.0 | 11.0 | 6 | 0 | 0 | 0 | 1 | 2 | 0 | 0 | 0 | 0 | 0 | 0 | 0 | 0 | 0 | | | | |

SINGLE-GAME HIGHS: DEFENSIVE

| | | | |
|-----------------|---|----------------------------------|---|
| Total Tackles | 10 vs. Miami Dolphins, Dec 08, 2013 9 vs. Seattle Seahawks, Oct 17, 2021 ...1 more at 9. | Fumble Recoveries | 1 at Cincinnati Bengals, Sep 11, 2022 1 at Buffalo Bills, Sep 12, 2021 ...5 more at 1. |
| Solo Tackles | 7 vs. Kansas City Chiefs, Oct 02, 2016 7 vs. Baltimore Ravens, Oct 01, 2015 ...1 more at 7. | Tackles For Loss | 3 vs. Kansas City Chiefs, Oct 02, 2016 2 at Baltimore Ravens, Jan 09, 2022 ...19 more at 2. |
| Sacks | 3.0 vs. Kansas City Chiefs, Oct 02, 2016 2.5 vs. Cincinnati Bengals, Sep 30, 2019 | Interceptions | 1 vs. Chicago Bears, Nov 08, 2021 1 at New York Giants, Sep 14, 2020 |
| Passes Defensed | 2 vs. Cleveland Browns, Jan 03, 2022 2 vs. Denver Broncos, Oct 10, 2021 ...5 more at 2. | Longest Opponent's Fumble Return | 8 at Cleveland Browns, Nov 24, 2013 1 vs. Cincinnati Bengals, Sep 18, 2016 |
| Forced Fumbles | 1 at Buffalo Bills, Oct 09, 2022 1 at Buffalo Bills, Sep 12, 2021 ...6 more at 1. | | |

SINGLE-GAME HIGHS - POSTSEASON: DEFENSIVE

| | | | |
|---------------|---|------------------|--|
| Total Tackles | 4 at Kansas City Chiefs, Jan 16, 2022 4 at Denver Broncos, Jan 08, 2012 2 vs. Baltimore Ravens, Jan 03, 2015 1 vs. Cleveland Browns, Jan 10, 2021 1 vs. Jacksonville Jaguars, Jan 14, 2018 ...1 more at 1. | Passes Defensed | 1 vs. Cleveland Browns, Jan 10, 2021 |
| Solo Tackles | 3 at Denver Broncos, Jan 08, 2012 2 at Kansas City Chiefs, Jan 16, 2022 2 vs. Baltimore Ravens, Jan 03, 2015 1 vs. Cleveland Browns, Jan 10, 2021 1 vs. Jacksonville Jaguars, Jan 14, 2018 ...1 more at 1. | Forced Fumbles | 1 at Kansas City Chiefs, Jan 16, 2022 1 at Cincinnati Bengals, Jan 09, 2016 |
| Sacks | 1.0 at Cincinnati Bengals, Jan 09, 2016 | Tackles For Loss | 1 vs. Jacksonville Jaguars, Jan 14, 2018 |

SINGLE-GAME HIGHS: RUSHING/RECEIVING

| | | | |
|-------------------|--|------------------------|---------------------------------------|
| All-Purpose Yards | 11 vs. Baltimore Ravens, Oct 20, 2013 8 at Cleveland Browns, Nov 24, 2013 | Kickoff Return Yards | 11 vs. Baltimore Ravens, Oct 20, 2013 |
| Kickoff Returns | 1 vs. Baltimore Ravens, Oct 20, 2013 | Longest Kickoff Return | 11 vs. Baltimore Ravens, Oct 20, 2013 |

2022 GAME-BY-GAME REGULAR-SEASON STATISTICS (STEELERS)

| DATE | OPPONENT | P/S | TACKLES | | | | | | | INTERCEPTIONS | | | | | O. FUMB | | | ST | | | | MISC | | W/L | SCORE | | |
|-------------|------------|-----|---------|----|----|-----|-----|-----|-----|---------------|----|-----|----|----|---------|----|----|----|-----|----|---|------|----|-----|-------|-----|--------|
| | | | TK | S | A | SK | YDS | TFL | YDS | QBH | NO | YDS | LG | TD | PD | FF | FR | TD | YDS | TK | S | A | FF | | | FR | S |
| 09/11 | at Bengals | S | 2 | 2 | 0 | 1.0 | 5.0 | 1 | 5 | 3 | 0 | 0 | 0 | 0 | 0 | 1 | 0 | 0 | 0 | 0 | 0 | 0 | 0 | 0 | 0 | W | 23-20+ |
| 09/18 | Patriots | S | 5 | 3 | 2 | 0.0 | 0.0 | 0 | 0 | 0 | 0 | 0 | 0 | 1 | 0 | 0 | 0 | 0 | 0 | 0 | 0 | 0 | 0 | 0 | 0 | L | 14-17 |
| 09/22 | at Browns | S | 7 | 4 | 3 | 0.0 | 0.0 | 1 | 2 | 0 | 0 | 0 | 0 | 0 | 0 | 0 | 0 | 0 | 0 | 0 | 0 | 0 | 0 | 0 | 0 | L | 17-29 |
| 10/02 | Jets | S | 2 | 0 | 2 | 0.0 | 0.0 | 0 | 0 | 0 | 0 | 0 | 0 | 0 | 0 | 0 | 0 | 0 | 0 | 0 | 0 | 0 | 0 | 0 | 0 | L | 20-24 |
| 10/09 | at Bills | S | 5 | 1 | 4 | 0.0 | 0.0 | 0 | 0 | 0 | 0 | 0 | 0 | 1 | 1 | 0 | 0 | 0 | 0 | 0 | 0 | 0 | 0 | 0 | 0 | L | 3-38 |
| 2022 TOTALS | | 5-5 | 21 | 10 | 11 | 1.0 | 5.0 | 2 | 7 | 3 | 0 | 0 | 0 | 0 | 2 | 1 | 1 | 0 | 0 | 0 | 0 | 0 | 0 | 0 | 0 | 1-4 | |
| + Overtime | | | | | | | | | | | | | | | | | | | | | | | | | | | |

2021 GAME-BY-GAME REGULAR-SEASON STATISTICS (STEELERS)

| DATE | OPPONENT | P/S | TACKLES | | | | | | | | INTERCEPTIONS | | | | | O. FUMB | | | | ST | | | | MISC | | W/L | SCORE | | |
|--------------|-------------|-------|---------|----|----|------|------|-----|-----|-----|---------------|-----|----|----|----|---------|----|----|-----|----|---|---|----|------|---|-------|--------|---|--|
| | | | TK | S | A | SK | YDS | TFL | YDS | QBH | NO | YDS | LG | TD | PD | FF | FR | TD | YDS | TK | S | A | FF | FR | S | | | A | |
| 09/12 | at Bills | S | 4 | 2 | 2 | 1.0 | 6.0 | 1 | 6 | 1 | 0 | 0 | 0 | 0 | 2 | 1 | 1 | 0 | 0 | 0 | 0 | 0 | 0 | 0 | 0 | W | 23-16 | | |
| 09/19 | Raiders | S | 7 | 4 | 3 | 0.0 | 0.0 | 1 | 0 | 0 | 0 | 0 | 0 | 0 | 1 | 0 | 0 | 0 | 0 | 0 | 0 | 0 | 0 | 0 | 0 | L | 17-26 | | |
| 09/26 | Bengals | S | 5 | 1 | 4 | 0.0 | 0.0 | 0 | 0 | 0 | 0 | 0 | 0 | 0 | 0 | 0 | 0 | 0 | 0 | 0 | 0 | 0 | 0 | 0 | 0 | L | 10-24 | | |
| 10/03 | at Packers | S | 8 | 5 | 3 | 0.0 | 0.0 | 1 | 1 | 1 | 0 | 0 | 0 | 0 | 0 | 0 | 0 | 0 | 0 | 0 | 0 | 0 | 0 | 0 | 0 | L | 17-27 | | |
| 10/10 | Broncos | S | 3 | 2 | 1 | 0.0 | 0.0 | 0 | 0 | 0 | 0 | 0 | 0 | 0 | 2 | 0 | 0 | 0 | 0 | 0 | 0 | 0 | 0 | 0 | 0 | W | 27-19 | | |
| 10/17 | Seahawks | S | 9 | 6 | 3 | 1.0 | 8.0 | 2 | 12 | 1 | 0 | 0 | 0 | 0 | 0 | 0 | 0 | 0 | 0 | 0 | 0 | 0 | 0 | 0 | 0 | W | 23-20+ | | |
| 10/31 | at Browns | S | 4 | 3 | 1 | 0.5 | 2.5 | 0 | 0 | 2 | 0 | 0 | 0 | 0 | 0 | 0 | 0 | 0 | 0 | 0 | 0 | 0 | 0 | 0 | 0 | W | 15-10 | | |
| 11/08 | Bears | S | 2 | 2 | 0 | 0.0 | 0.0 | 0 | 0 | 3 | 1 | 0 | 0 | 0 | 1 | 0 | 0 | 0 | 0 | 0 | 0 | 0 | 0 | 0 | 0 | W | 29-27 | | |
| 11/14 | Lions | S | 5 | 3 | 2 | 2.0 | 18.0 | 2 | 18 | 2 | 0 | 0 | 0 | 0 | 0 | 0 | 0 | 0 | 0 | 0 | 0 | 0 | 0 | 0 | 0 | T | 16-16 | | |
| 11/21 | at Chargers | S | 2 | 2 | 0 | 0.0 | 0.0 | 0 | 0 | 0 | 0 | 0 | 0 | 0 | 0 | 0 | 0 | 0 | 0 | 0 | 0 | 0 | 0 | 0 | 0 | L | 37-41 | | |
| 11/28 | at Bengals | S | 8 | 3 | 5 | 1.0 | 6.0 | 1 | 6 | 1 | 0 | 0 | 0 | 0 | 0 | 0 | 0 | 0 | 0 | 0 | 0 | 0 | 0 | 0 | 0 | L | 10-41 | | |
| 12/05 | Ravens | S | 4 | 3 | 1 | 1.0 | 3.0 | 2 | 5 | 1 | 0 | 0 | 0 | 0 | 0 | 0 | 0 | 0 | 0 | 0 | 0 | 0 | 0 | 0 | 0 | W | 20-19 | | |
| 12/09 | at Vikings | S | 6 | 3 | 3 | 0.0 | 0.0 | 1 | 2 | 0 | 0 | 0 | 0 | 0 | 0 | 0 | 0 | 0 | 0 | 0 | 0 | 0 | 0 | 0 | 0 | L | 28-36 | | |
| 12/19 | Titans | S | 6 | 2 | 4 | 0.5 | 5.0 | 0 | 0 | 1 | 0 | 0 | 0 | 0 | 0 | 0 | 0 | 0 | 0 | 0 | 0 | 0 | 0 | 0 | 0 | W | 19-13 | | |
| 12/26 | at Chiefs | S | 6 | 3 | 3 | 1.0 | 4.0 | 1 | 4 | 1 | 0 | 0 | 0 | 0 | 0 | 0 | 0 | 0 | 0 | 0 | 0 | 0 | 0 | 0 | 0 | L | 10-36 | | |
| 01/03 | Browns | S | 4 | 4 | 0 | 1.0 | 1.0 | 1 | 1 | 2 | 0 | 0 | 0 | 0 | 2 | 0 | 0 | 0 | 0 | 0 | 0 | 0 | 0 | 0 | 0 | W | 26-14 | | |
| 01/09 | at Ravens | S | 6 | 5 | 1 | 1.0 | 2.0 | 2 | 3 | 1 | 0 | 0 | 0 | 0 | 0 | 0 | 0 | 0 | 0 | 0 | 0 | 0 | 0 | 0 | 0 | W | 16-13+ | | |
| 2021 TOTALS | | 17-17 | 89 | 53 | 36 | 10.0 | 55.5 | 15 | 58 | 17 | 1 | 0 | 0 | 0 | 9 | 1 | 1 | 0 | 0 | 0 | 0 | 0 | 0 | 0 | 0 | 9-7-1 | | | |
| + - Overtime | | | | | | | | | | | | | | | | | | | | | | | | | | | | | |

[illegible][illegible][illegible]

| | | TACKLES | | | | | | | | | | INTERCEPTIONS | | | | | FUMB | | | | ST | | | | MISC | | | |
|-------------|-------------|---------|------------------|----|---|----|-----|-----|-----|-----|----|---------------|----|----|----|----|------|----|-----|----|----|---|----|----|------|---|-------|-------|
| DATE | OPPONENT | P/S | TK | S | A | SK | YDS | TFL | YDS | QBH | NO | YDS | LG | TD | PD | FF | FR | TD | YDS | TK | S | A | FF | FR | S | A | W/L | SCORE |
| 09/12 | at Redskins | S | 2 | 1 | 0 | 0 | 0 | 0 | 0 | 0 | 0 | 0 | 0 | 0 | 0 | 0 | 0 | 0 | 0 | 0 | 0 | 0 | 0 | 0 | 0 | 0 | W | 38-16 |
| 09/18 | Bengals | S | 2 | 2 | 1 | 0 | 0 | 0 | 0 | 0 | 0 | 0 | 0 | 0 | 2 | 0 | 1 | 0 | 1 | 0 | 0 | 0 | 0 | 0 | 0 | 0 | W | 24-16 |
| 09/25 | at Eagles | S | 5 | 4 | 1 | 0 | 0 | 0 | 0 | 0 | 0 | 0 | 0 | 0 | 0 | 0 | 0 | 0 | 1 | 0 | 0 | 0 | 0 | 0 | 0 | 0 | L | 3-34 |
| 10/02 | Chiefs | S | 7 | 7 | 0 | 3 | 0 | 16 | 3 | 16 | 3 | 0 | 0 | 0 | 2 | 0 | 0 | 0 | 0 | 0 | 0 | 0 | 0 | 0 | 0 | 0 | W | 43-14 |
| 10/09 | Jets | S | 1 | 1 | 0 | 0 | 0 | 0 | 0 | 0 | 1 | 0 | 0 | 0 | 0 | 0 | 0 | 0 | 0 | 0 | 0 | 0 | 0 | 0 | 0 | 0 | W | 31-13 |
| 10/16 | at Dolphins | | ON INACTIVE LIST | | | | | | | | | | | | | | | | | | | | | | | | L | 15-30 |
| 10/23 | Patriots | | INACTIVE | | | | | | | | | | | | | | | | | | | | | | | L | 16-27 | |
| 11/06 | at Ravens | S | 2 | 1 | 1 | 0 | 0 | 0 | 1 | 2 | 1 | 0 | 0 | 0 | 0 | 0 | 0 | 0 | 0 | 0 | 0 | 0 | 0 | 0 | 0 | 0 | L | 14-21 |
| 11/13 | Cowboys | S | 2 | 1 | 1 | 0 | 0 | 0 | 0 | 0 | 0 | 0 | 0 | 0 | 0 | 0 | 0 | 0 | 0 | 0 | 0 | 0 | 0 | 0 | 0 | 0 | L | 30-35 |
| 2016 TOTALS | | 7-7 | 21 | 17 | 4 | 3 | 0 | 16 | 4 | 18 | 5 | 0 | 0 | 0 | 0 | 4 | 0 | 1 | 0 | 1 | 0 | 0 | 0 | 0 | 0 | 0 | 4-5 | |

[illegible][illegible]

| DATE | OPPONENT | P/S | TACKLES | | | | | | | INTERCEPTIONS | | | | F. FUMB | | | | ST | | | | MISC | | W/L | SCORE |
|-------------|------------|-----|---------|----|----|-----|------|------|-----|---------------|----|-----|----|---------|----|----|----|-----|----|---|---|------|----|-------|-------|
| | | | TK | S | A | SK | YDS | TFL | YDS | QBH | NO | YDS | LG | TD | FF | FR | TD | YDS | TK | S | A | FF | FR | | |
| 09/08 | Titans | P | 1 | 1 | 0 | 0.0 | 0.0 | 0 | 0 | 0 | 0 | 0 | 0 | 0 | 0 | 0 | 0 | 0 | 0 | 0 | 0 | 0 | 0 | L | 9-16 |
| 09/16 | @ Bengals | P | 0 | 0 | 0 | 0.0 | 0.0 | 0 | 0 | 2 | 0 | 0 | 0 | 1 | 0 | 0 | 0 | 0 | 0 | 0 | 0 | 0 | 0 | L | 10-20 |
| 09/22 | Bears | S | 1 | 1 | 0 | 0.0 | 0.0 | 0 | 0 | 0 | 0 | 0 | 0 | 0 | 0 | 0 | 0 | 0 | 0 | 0 | 0 | 0 | L | 23-40 | |
| 09/29 | @ Vikings | P | 0 | 0 | 0 | 0.0 | 0.0 | 0 | 0 | 0 | 0 | 0 | 0 | 1 | 0 | 0 | 0 | 0 | 0 | 0 | 0 | 0 | L | 27-34 | |
| 10/13 | @ Jets | S | 2 | 1 | 1 | 0.0 | 0.0 | 0 | 1 | 0 | 0 | 0 | 0 | 0 | 0 | 0 | 0 | 0 | 0 | 0 | 0 | 0 | W | 19-6 | |
| 10/20 | Ravens | S | 1 | 1 | 0 | 0.0 | 0.0 | 0 | 0 | 0 | 0 | 0 | 0 | 0 | 0 | 0 | 0 | 0 | 0 | 0 | 0 | 0 | W | 19-16 | |
| 10/27 | @ Raiders | S | 6 | 3 | 3 | 0.0 | 0.0 | 0 | 0 | 0 | 0 | 0 | 0 | 1 | 0 | 0 | 0 | 0 | 0 | 0 | 0 | 0 | L | 18-21 | |
| 11/03 | @ Patriots | S | 5 | 2 | 3 | 1.0 | 8.0 | 1 | 8 | 2 | 0 | 0 | 0 | 0 | 0 | 0 | 0 | 0 | 0 | 0 | 0 | 0 | L | 31-55 | |
| 11/10 | Bills | S | 6 | 5 | 1 | 0.0 | 11.0 | 1 | 11 | 1 | 0 | 0 | 0 | 0 | 0 | 0 | 0 | 0 | 0 | 0 | 0 | 0 | W | 23-10 | |
| 11/17 | Lions | S | 6 | 5 | 1 | 0.0 | 0.0 | 0 | 0 | 0 | 0 | 0 | 0 | 2 | 0 | 0 | 0 | 0 | 0 | 0 | 0 | 0 | W | 37-27 | |
| 11/24 | @ Browns | S | 2 | 1 | 1 | 1.0 | 7.0 | 1 | 7 | 1 | 0 | 0 | 0 | 0 | 0 | 1 | 0 | 8 | 0 | 0 | 0 | 0 | W | 27-11 | |
| 11/28 | @ Ravens | S | 7 | 2 | 5 | 0.0 | 0.0 | 1 | 8 | 0 | 0 | 0 | 0 | 0 | 0 | 0 | 0 | 0 | 0 | 0 | 0 | 0 | L | 20-22 | |
| 12/08 | Dolphins | S | 10 | 7 | 3 | 1.0 | 8.0 | 1 | 8 | 1 | 0 | 0 | 0 | 1 | 0 | 0 | 0 | 0 | 0 | 0 | 0 | 0 | L | 28-34 | |
| 12/15 | Bengals | S | 3 | 1 | 2 | 0.0 | 0.0 | 0 | 0 | 0 | 0 | 0 | 0 | 0 | 0 | 0 | 0 | 0 | 0 | 0 | 0 | 0 | W | 30-20 | |
| 12/22 | @ Packers | S | 6 | 3 | 3 | 0.0 | 0.0 | 0 | 0 | 0 | 0 | 0 | 0 | 1 | 0 | 0 | 0 | 0 | 0 | 0 | 0 | 0 | W | 38-31 | |
| 12/29 | Browns | S | 3 | 2 | 1 | 2.0 | 7.0 | 2 | 9 | 2 | 0 | 0 | 0 | 0 | 0 | 0 | 0 | 0 | 0 | 0 | 0 | 0 | W | 20-7 | |
| 2013 TOTALS | | | 16-13 | 59 | 35 | 24 | 5.0 | 41.0 | 7 | 51 | 10 | 0 | 0 | 0 | 0 | 7 | 0 | 1 | 0 | 8 | 0 | 0 | 0 | 0 | 8-8 |

| | | TACKLES | | | | | | | | | | INTERCEPTIONS | | | | | O. FUMB | | | ST | | | MISC | | | | | | |
|-------------|------------|---------|----|----|---|-----|-----|-----|-----|-----|---|---------------|-----|----|----|----|---------|----|-----|----|---|---|------|----|---|---|-----|-------|--------|
| DATE | OPPONENT | P/S | TK | S | A | SK | YDS | TFL | YDS | QBH | N | YDS | LG | TD | PD | FF | FR | TD | YDS | TK | S | A | FF | FR | S | A | W/L | SCORE | |
| 09/09 | at Broncos | P | 3 | 2 | 1 | 0.0 | 0.0 | 0 | 0 | 0 | 0 | 0 | YDS | 0 | 0 | 0 | 0 | 0 | 0 | 0 | 0 | 0 | 0 | 0 | 0 | 0 | 0 | L | 19-31 |
| 09/16 | at Jets | P | 1 | 1 | 0 | 1.0 | 3.0 | 1 | 0 | 1 | 0 | 0 | 0 | 0 | 0 | 0 | 0 | 0 | 0 | 0 | 0 | 0 | 0 | 0 | 0 | 0 | 0 | W | 27-10 |
| 09/23 | at Raiders | P | 0 | 0 | 0 | 0.0 | 0.0 | 0 | 0 | 0 | 0 | 0 | 0 | 0 | 0 | 0 | 0 | 0 | 0 | 0 | 0 | 0 | 0 | 0 | 0 | 0 | 0 | L | 31-34 |
| 10/07 | Eagles | P | 0 | 0 | 0 | 0.0 | 0.0 | 0 | 0 | 0 | 0 | 0 | 0 | 0 | 0 | 0 | 0 | 0 | 0 | 0 | 0 | 0 | 0 | 0 | 0 | 0 | 0 | W | 16-14 |
| 10/11 | at Titans | P | 1 | 0 | 1 | 0.0 | 0.0 | 0 | 0 | 0 | 0 | 0 | 0 | 0 | 0 | 0 | 0 | 0 | 0 | 0 | 0 | 0 | 0 | 0 | 0 | 0 | 0 | L | 23-26 |
| 10/21 | at Bengals | P | 1 | 1 | 0 | 0.0 | 0.0 | 0 | 0 | 0 | 0 | 0 | 0 | 0 | 0 | 0 | 0 | 0 | 0 | 0 | 0 | 0 | 0 | 0 | 0 | 0 | 0 | W | 24-17 |
| 10/28 | Redskins | P | 3 | 2 | 1 | 0.0 | 0.0 | 0 | 0 | 0 | 0 | 0 | 0 | 0 | 0 | 0 | 0 | 0 | 0 | 0 | 0 | 0 | 0 | 0 | 0 | 0 | 0 | W | 27-12 |
| 11/04 | at Giants | P | 0 | 0 | 0 | 0.0 | 0.0 | 0 | 0 | 0 | 0 | 0 | 0 | 0 | 0 | 0 | 0 | 0 | 0 | 0 | 0 | 0 | 0 | 0 | 0 | 0 | 0 | W | 24-20 |
| 11/12 | Chiefs | P | 0 | 0 | 0 | 0.0 | 0.0 | 0 | 0 | 0 | 0 | 0 | 0 | 0 | 0 | 0 | 0 | 0 | 0 | 0 | 0 | 0 | 0 | 0 | 0 | 0 | 0 | W | 16-13+ |
| 11/18 | Ravens | P | 2 | 2 | 0 | 0.0 | 0.0 | 0 | 0 | 0 | 0 | 0 | 0 | 0 | 0 | 0 | 0 | 0 | 0 | 0 | 0 | 0 | 0 | 0 | 0 | 0 | 0 | L | 10-13 |
| 11/25 | at Browns | P | 1 | 1 | 0 | 0.0 | 0.0 | 0 | 0 | 0 | 0 | 0 | 0 | 0 | 0 | 0 | 0 | 0 | 0 | 0 | 0 | 0 | 0 | 0 | 0 | 0 | 0 | L | 14-20 |
| 12/02 | at Ravens | P | 0 | 0 | 0 | 0.0 | 0.0 | 0 | 0 | 0 | 0 | 0 | 0 | 0 | 0 | 0 | 0 | 0 | 0 | 0 | 0 | 0 | 0 | 0 | 0 | 0 | 0 | W | 23-20 |
| 12/09 | Chargers | P | 1 | 1 | 0 | 0.0 | 0.0 | 0 | 0 | 1 | 0 | 0 | 0 | 0 | 0 | 0 | 0 | 0 | 0 | 0 | 0 | 0 | 0 | 0 | 0 | 0 | 0 | L | 24-34 |
| 12/16 | at Cowboys | P | 1 | 1 | 0 | 0.0 | 0.0 | 0 | 0 | 0 | 0 | 0 | 0 | 0 | 0 | 0 | 0 | 0 | 0 | 0 | 0 | 0 | 0 | 0 | 0 | 0 | 0 | L | 24-27+ |
| 12/23 | Bengals | P | 2 | 1 | 1 | 0.0 | 0.0 | 1 | 0 | 0 | 0 | 0 | 0 | 0 | 0 | 0 | 0 | 0 | 0 | 0 | 0 | 0 | 0 | 0 | 0 | 0 | 0 | L | 10-13 |
| 12/30 | Browns | P | 4 | 1 | 3 | 0.5 | 2.0 | 0 | 0 | 1 | 0 | 0 | 0 | 0 | 0 | 0 | 0 | 0 | 0 | 0 | 0 | 0 | 0 | 0 | 0 | 0 | 0 | W | 24-10 |
| 2012 TOTALS | | 16-0 | 20 | 13 | 7 | 1.5 | 5.0 | 2 | 0 | 3 | 0 | 0 | 0 | 0 | 0 | 0 | 0 | 0 | 0 | 0 | 0 | 0 | 0 | 0 | 0 | 0 | 8-8 | | |
| ±: Overtime | | | | | | | | | | | | | | | | | | | | | | | | | | | | | |

2011 GAME-BY-GAME REGULAR-SEASON STATISTICS (STEELERS)

| DATE | OPPONENT | P/S | TACKLES | | | | | | | INTERCEPTIONS | | | | | O. FUMB | | | ST | | | MISC | | W/L | SCORE | | |
|-------------|--------------|------|---------|----|---|-----|-----|-----|-----|---------------|----|-----|----|----|---------|----|----|----|-----|----|------|---|-----|-------|------|-------|
| | | | TK | S | A | SK | YDS | TFL | YDS | QBH | NO | YDS | LG | TD | PD | FF | FR | TD | YDS | TK | S | A | | | FF | FR |
| 09/11 | at Ravens | P | 1 | 1 | 0 | 0.0 | 0.0 | 0 | 0 | 0 | 0 | 0 | 0 | 0 | 0 | 0 | 0 | 0 | 0 | 0 | 0 | 0 | 0 | 0 | L | 7-35 |
| 09/18 | Seahawks | P | 0 | 0 | 0 | 0.0 | 0.0 | 0 | 0 | 0 | 0 | 0 | 0 | 0 | 0 | 0 | 0 | 0 | 0 | 0 | 0 | 0 | 0 | 0 | W | 24-0 |
| 09/25 | at Colts | P | 0 | 0 | 0 | 0.0 | 0.0 | 0 | 0 | 0 | 0 | 0 | 0 | 0 | 0 | 0 | 0 | 0 | 0 | 0 | 0 | 0 | 0 | 0 | W | 23-20 |
| 10/02 | at Texans | P | 2 | 2 | 0 | 0.0 | 0.0 | 0 | 0 | 1 | 0 | 0 | 0 | 0 | 0 | 0 | 0 | 0 | 0 | 0 | 0 | 0 | 0 | 0 | L | 10-17 |
| 10/09 | Titans | P | 2 | 2 | 0 | 1.0 | 8.0 | 0 | 0 | 1 | 0 | 0 | 0 | 0 | 1 | 0 | 0 | 0 | 0 | 0 | 0 | 0 | 0 | 0 | W | 38-17 |
| 10/16 | Jaguars | P | 0 | 0 | 0 | 0.0 | 0.0 | 0 | 0 | 0 | 0 | 0 | 0 | 0 | 0 | 0 | 0 | 0 | 0 | 0 | 0 | 0 | 0 | 0 | W | 17-13 |
| 10/23 | at Cardinals | P | 0 | 0 | 0 | 0.0 | 0.0 | 0 | 0 | 0 | 0 | 0 | 0 | 0 | 0 | 0 | 0 | 0 | 0 | 0 | 0 | 0 | 0 | 0 | W | 32-20 |
| 10/30 | Patriots | P | 0 | 0 | 0 | 0.0 | 0.0 | 0 | 0 | 0 | 0 | 0 | 0 | 0 | 0 | 0 | 0 | 0 | 0 | 0 | 0 | 0 | 0 | 0 | W | 25-17 |
| 11/06 | Ravens | P | 0 | 0 | 0 | 0.0 | 0.0 | 0 | 0 | 0 | 0 | 0 | 0 | 0 | 0 | 0 | 0 | 0 | 0 | 0 | 0 | 0 | 0 | 0 | L | 20-23 |
| 11/13 | at Bengals | P | 0 | 0 | 0 | 0.0 | 0.0 | 0 | 0 | 0 | 0 | 0 | 0 | 0 | 0 | 0 | 0 | 0 | 0 | 0 | 0 | 0 | 0 | 0 | W | 24-17 |
| 11/27 | at Chiefs | P | 2 | 2 | 0 | 0.0 | 0.0 | 0 | 0 | 0 | 0 | 0 | 0 | 0 | 0 | 0 | 0 | 0 | 0 | 0 | 0 | 0 | 0 | 0 | W | 13-9 |
| 12/04 | Bengals | P | 1 | 0 | 1 | 0.0 | 0.0 | 0 | 0 | 0 | 0 | 0 | 0 | 0 | 0 | 0 | 0 | 0 | 0 | 0 | 0 | 0 | 0 | 0 | W | 35-7 |
| 12/08 | Browns | P | 0 | 0 | 0 | 0.0 | 0.0 | 0 | 0 | 1 | 0 | 0 | 0 | 0 | 0 | 0 | 0 | 0 | 0 | 0 | 0 | 0 | 0 | 0 | W | 14-3 |
| 12/19 | at 49ers | P | 0 | 0 | 0 | 0.0 | 0.0 | 0 | 0 | 0 | 0 | 0 | 0 | 1 | 0 | 0 | 0 | 0 | 0 | 0 | 0 | 0 | 0 | 0 | L | 3-20 |
| 12/24 | Rams | P | 3 | 3 | 0 | 0.0 | 0.0 | 0 | 0 | 0 | 0 | 0 | 0 | 0 | 0 | 0 | 0 | 0 | 0 | 0 | 0 | 0 | 0 | 0 | W | 27-0 |
| 01/01 | at Browns | P | 0 | 0 | 0 | 0.0 | 0.0 | 0 | 0 | 0 | 0 | 0 | 0 | 0 | 0 | 0 | 0 | 0 | 0 | 0 | 0 | 0 | 0 | 0 | W | 13-9 |
| 2011 TOTALS | | 16-0 | 11 | 10 | 1 | 1.0 | 8.0 | 0 | 0 | 3 | 0 | 0 | 0 | 0 | 1 | 1 | 0 | 0 | 0 | 0 | 0 | 0 | 0 | 0 | 12-4 | |



83

CONNOR HEYWARD
TIGHT END/FULLBACK

HEIGHT: 6-0

WEIGHT: 230

COLLEGE: Michigan State

BORN: January 22, 1999

BIRTHPLACE: Duluth, GA

HOW ACQUIRED: DS 22

NFL EXPERIENCE: R



CONNOR HEYWARD'S NFL REGULAR SEASON RUSHING/RECEIVING STATISTICS

| DATE | TEAM | GP | GS | RECEIVING | | | | | RUSHING | | | | |
|------------|----------|----|----|-----------|------|------|----|----|---------|------|------|----|----|
| | | | | NO. | YDS. | AVG. | LG | TD | NO. | YDS. | AVG. | LG | TD |
| 2022 | Steelers | 5 | 0 | 2 | 12 | 6.0 | 7 | 0 | 0 | 0 | 0.0 | 0 | 0 |
| NFL TOTALS | | 5 | 0 | 2 | 12 | 6.0 | 7 | 0 | 0 | 0 | 0.0 | 0 | 0 |

CONNOR HEYWARD'S NFL REGULAR SEASON RETURN STATISTICS


| KICKOFF RETURNS | | | | | | PUNT RETURNS | | | | | | |
|-----------------|----------|------|------|------|----|--------------|-----|----|------|------|----|----|
| DATE | TEAM | RET. | YDS. | AVG. | LG | TD | NO. | FC | YDS. | AVG. | LG | TD |
| 2022 | Steelers | 0 | 0 | 0.0 | 0 | 0 | 0 | 0 | 0 | 0.0 | 0 | 0 |
| NFL TOTALS | | 0 | 0 | 0.0 | 0 | 0 | 0 | 0 | 0 | 0.0 | 0 | 0 |

SINGLE-GAME HIGHS: RECEIVING

| | | | |
|-----------------|-----------------------------------|--------------------|-----------------------------------|
| Receptions | 2 at Buffalo Bills, Oct 09, 2022 | Longest Receptions | 7 at Buffalo Bills, Oct 09, 2022 |
| Receiving Yards | 12 at Buffalo Bills, Oct 09, 2022 | All-Purpose Yards | 5 at Buffalo Bills, Oct 09, 2022 |
| | | | 12 at Buffalo Bills, Oct 09, 2022 |

2022 GAME-BY-GAME REGULAR-SEASON STATISTICS (STEELERS)

| DATE | OPPONENT | P/S | RECEIVING | | | | | RUSHING | | | | | W/L | SCORE |
|--------------|------------|-----|-----------|------|------|----|----|---------|------|------|----|----|-----|--------|
| | | | NO. | YDS. | AVG. | LG | TD | NO. | YDS. | AVG. | LG | TD | | |
| 09/11 | at Bengals | P | 0 | 0 | 0.0 | 0 | 0 | 0 | 0 | 0.0 | 0 | 0 | W | 23-20+ |
| 09/18 | Patriots | P | 0 | 0 | 0.0 | 0 | 0 | 0 | 0 | 0.0 | 0 | 0 | L | 14-17 |
| 09/22 | at Browns | P | 0 | 0 | 0.0 | 0 | 0 | 0 | 0 | 0.0 | 0 | 0 | L | 17-29 |
| 10/02 | Jets | P | 0 | 0 | 0.0 | 0 | 0 | 0 | 0 | 0.0 | 0 | 0 | L | 20-24 |
| 10/09 | at Bills | P | 2 | 12 | 6.0 | 7 | 0 | 0 | 0 | 0.0 | 0 | 0 | L | 3-38 |
| 2022 TOTALS | | 5-0 | 2 | 12 | 6.0 | 7 | 0 | 0 | 0 | 0.0 | 0 | 0 | 1-4 | |
| + - Overtime | | | | | | | | | | | | | | |




58

ALEX HIGHSMITH
LINEBACKER

HEIGHT: 6-4
WEIGHT: 242
COLLEGE: Charlotte
BORN: August 7, 1997

BIRTHPLACE: Wilmington, NC
HOW ACQUIRED: 03/20
NFL EXPERIENCE: 3rd year



COMMUNITY

Foundation supports development in physical and family involvement, athletic participation, academic support, social/emotional support, and family involvement

Has hosted youth football camps during the past two off-season's

Donated backpacks and school supplies to Clairton Elementary school last season.

Serves on the Steelers Social Justice Committee and led one of the Social Justice Film Series nights.

ALEX HIGHSMITH'S NFL REGULAR SEASON DEFENSIVE STATISTICS

| | | | | TACKLES | | | | | | | | INTERCEPTIONS | | | | | | O. FUMB | | | | ST | | | | MISC | |
|------------|----------|----|----|---------|----|----|-----|-----|------|------|-----|---------------|-----|----|----|----|----|---------|----|-----|----|----|---|----|----|------|---|
| DATE | TEAM | GP | GS | TK | S | A | TFL | YDS | SK | YDS | QBH | NO | YDS | LG | TD | PD | FF | FR | TD | YDS | TK | S | A | FF | FR | S | A |
| 2020 | Steelers | 16 | 5 | 42 | 26 | 16 | 5 | 22 | 2.0 | 16.0 | 6 | 1 | 2 | 2 | 0 | 1 | 0 | 0 | 0 | 0 | 6 | 4 | 2 | 0 | 0 | 0 | 0 |
| 2021 | Steelers | 16 | 16 | 74 | 46 | 28 | 15 | 54 | 6.0 | 35.5 | 15 | 0 | 0 | 0 | 0 | 1 | 0 | 0 | 0 | 0 | 0 | 0 | 0 | 0 | 0 | 0 | |
| 2022 | Steelers | 5 | 5 | 25 | 16 | 9 | 6 | 34 | 5.5 | 38.0 | 8 | 0 | 0 | 0 | 0 | 0 | 1 | 0 | 0 | 0 | 0 | 0 | 0 | 0 | 0 | 0 | |
| NFL TOTALS | | 37 | 26 | 141 | 88 | 53 | 26 | 110 | 13.5 | 89.5 | 29 | 1 | 2 | 2 | 0 | 1 | 2 | 0 | 0 | 0 | 6 | 4 | 2 | 0 | 0 | 0 | 0 |

ALEX HIGHSMITH'S NFL POSTSEASON DEFENSIVE STATISTICS

| | | | | TACKLES | | | | | | | | INTERCEPTIONS | | | | | O. FUMB | | | | ST | | | | MISC | | | |
|------------|----------|----|----|---------|---|---|-----|-----|-----|------|-----|---------------|-----|----|----|----|---------|----|----|-----|----|---|---|----|------|---|---|--|
| DATE | TEAM | GP | GS | TK | S | A | TFL | YDS | SK | YDS | QBH | NO | YDS | LG | TD | PD | FF | FR | TD | YDS | TK | S | A | FF | FR | S | A | |
| 2020 | Steelers | 1 | 1 | 2 | 1 | 1 | 0 | 0 | 0.0 | 0.0 | 0 | 0 | 0 | 0 | 0 | 0 | 0 | 0 | 0 | 0 | 0 | 0 | 0 | 0 | 0 | 0 | 0 | |
| 2021 | Steelers | 1 | 1 | 3 | 2 | 1 | 1 | 10 | 1.0 | 10.0 | 1 | 0 | 0 | 0 | 0 | 0 | 0 | 0 | 0 | 0 | 0 | 0 | 0 | 0 | 0 | 0 | 0 | |
| NFL TOTALS | | 2 | 2 | 5 | 3 | 2 | 1 | 10 | 1.0 | 10.0 | 1 | 0 | 0 | 0 | 0 | 0 | 0 | 0 | 0 | 0 | 0 | 0 | 0 | 0 | 0 | 0 | 0 | |

SINGLE-GAME HIGHS: DEFENSIVE

| | | | |
|-----------------|--|---------------------------|---|
| Total Tackles | 11 vs. Detroit Lions, Nov 14, 2021 9 at Cincinnati Bengals, Sep 11, 2022 ...1 more at 9. | Tackles For Loss | 3 vs. Cleveland Browns, Jan 03, 2022 2 at Cleveland Browns, Sep 22, 2022 ...5 more at 2. |
| Solo Tackles | 8 vs. Detroit Lions, Nov 14, 2021 7 vs. Cleveland Browns, Jan 03, 2022 | Interceptions | 1 at Baltimore Ravens, Nov 01, 2020 2 at Baltimore Ravens, Nov 01, 2020 |
| Sacks | 3.0 at Cincinnati Bengals, Sep 11, 2022 2.0 vs. Cleveland Browns, Jan 03, 2022 | Interception Return Yards | 3 vs. Cleveland Browns, Oct 18, 2020 1 vs. Indianapolis Colts, Dec 27, 2020 ...2 more at 1. |
| Passes Defensed | 1 at Baltimore Ravens, Nov 01, 2020 | Special Teams Tackles | |
| Forced Fumbles | 1 at Cincinnati Bengals, Sep 11, 2022 1 at Kansas City Chiefs, Dec 26, 2021 | | |

SINGLE-GAME HIGHS - POSTSEASON: DEFENSIVE

| | | | |
|---------------|---|------------------|---|
| Total Tackles | 3 at Kansas City Chiefs, Jan 16, 2022 2 vs. Cleveland Browns, Jan 10, 2021 | Sacks | 1.0 at Kansas City Chiefs, Jan 16, 2022 |
| Solo Tackles | 2 at Kansas City Chiefs, Jan 16, 2022 1 vs. Cleveland Browns, Jan 10, 2021 | Tackles For Loss | 1 at Kansas City Chiefs, Jan 16, 2022 |

2022 GAME-BY-GAME REGULAR-SEASON STATISTICS (STEELERS)

| DATE | OPPONENT | P/S | TACKLES | | | | | | | INTERCEPTIONS | | | | | O. FUMB | | | ST | | | MISC | | W/L | SCORE | | | |
|-------------|------------|-----|---------|----|---|-----|------|-----|-----|---------------|----|-----|----|----|---------|----|----|----|-----|----|------|---|-----|-------|----|-----|--------|
| | | | TK | S | A | SK | YDS | TFL | YDS | QBH | NO | YDS | LG | TD | PD | FF | FR | TD | YDS | TK | S | A | | | FF | FR | S |
| 09/11 | at Bengals | S | 9 | 6 | 3 | 3.0 | 23.0 | 2 | 14 | 4 | 0 | 0 | 0 | 0 | 0 | 1 | 0 | 0 | 0 | 0 | 0 | 0 | 0 | 0 | 0 | W | 23-20+ |
| 09/18 | Patriots | S | 3 | 2 | 1 | 0.0 | 0.0 | 0 | 0 | 1 | 0 | 0 | 0 | 0 | 0 | 0 | 0 | 0 | 0 | 0 | 0 | 0 | 0 | 0 | 0 | L | 14-17 |
| 09/22 | at Browns | S | 8 | 6 | 2 | 1.5 | 11.0 | 2 | 12 | 2 | 0 | 0 | 0 | 0 | 0 | 0 | 0 | 0 | 0 | 0 | 0 | 0 | 0 | 0 | 0 | L | 17-29 |
| 10/02 | Jets | S | 4 | 1 | 3 | 1.0 | 4.0 | 1 | 4 | 1 | 0 | 0 | 0 | 0 | 0 | 0 | 0 | 0 | 0 | 0 | 0 | 0 | 0 | 0 | 0 | L | 20-24 |
| 10/09 | at Bills | S | 1 | 1 | 0 | 0.0 | 0.0 | 1 | 4 | 0 | 0 | 0 | 0 | 0 | 0 | 0 | 0 | 0 | 0 | 0 | 0 | 0 | 0 | 0 | 0 | L | 3-38 |
| 2022 TOTALS | | 5-5 | 25 | 16 | 9 | 5.5 | 38.0 | 6 | 34 | 8 | 0 | 0 | 0 | 0 | 0 | 1 | 0 | 0 | 0 | 0 | 0 | 0 | 0 | 0 | 0 | 1-4 | |
| - Overtime | | | | | | | | | | | | | | | | | | | | | | | | | | | |


+ - Overtime

2021 GAME-BY-GAME REGULAR-SEASON STATISTICS (STEELERS)

| DATE | OPPONENT | P/S | TACKLES | | | | | | | INTERCEPTIONS | | | | | O. FUMB | | | | ST | | | | MISC | | W/L | SCORE | |
|--------------|-------------|-------|---------|----|----|-----|------|-----|-----|------------------|----|-----|----|----|---------|----|----|----|-----|----|---|---|------|----|-----|-------|--------|
| | | | TK | S | A | SK | YDS | TFL | YDS | QBH | NO | YDS | LG | TD | PD | FF | FR | TD | YDS | TK | S | A | FF | FR | | | S |
| 09/12 | at Bills | S | 4 | 3 | 1 | 0.0 | 0.0 | 0 | 0 | 0 | 0 | 0 | 0 | 0 | 0 | 0 | 0 | 0 | 0 | 0 | 0 | 0 | 0 | 0 | 0 | W | 23-16 |
| 09/19 | Raiders | S | 4 | 3 | 1 | 0.0 | 0.0 | 1 | 4 | 0 | 0 | 0 | 0 | 0 | 0 | 0 | 0 | 0 | 0 | 0 | 0 | 0 | 0 | 0 | 0 | L | 17-26 |
| 09/26 | Bengals | | | | | | | | | ON INACTIVE LIST | | | | | | | | | | | | | | | | L | 10-24 |
| 10/03 | at Packers | S | 5 | 2 | 3 | 0.0 | 0.0 | 0 | 0 | 0 | 0 | 0 | 0 | 0 | 0 | 0 | 0 | 0 | 0 | 0 | 0 | 0 | 0 | 0 | 0 | L | 17-27 |
| 10/10 | Broncos | S | 1 | 1 | 0 | 0.0 | 0.0 | 0 | 0 | 0 | 0 | 0 | 0 | 0 | 0 | 0 | 0 | 0 | 0 | 0 | 0 | 0 | 0 | 0 | 0 | W | 27-19 |
| 10/17 | Seahawks | S | 7 | 2 | 5 | 1.5 | 15.5 | 2 | 9 | 4 | 0 | 0 | 0 | 0 | 0 | 0 | 0 | 0 | 0 | 0 | 0 | 0 | 0 | 0 | 0 | W | 23-20+ |
| 10/31 | at Browns | S | 4 | 1 | 3 | 0.0 | 0.0 | 1 | 1 | 0 | 0 | 0 | 0 | 0 | 0 | 0 | 0 | 0 | 0 | 0 | 0 | 0 | 0 | 0 | 0 | W | 15-10 |
| 11/08 | Bears | S | 3 | 0 | 3 | 0.0 | 0.0 | 0 | 0 | 2 | 0 | 0 | 0 | 0 | 0 | 0 | 0 | 0 | 0 | 0 | 0 | 0 | 0 | 0 | 0 | W | 29-27 |
| 11/14 | Lions | S | 11 | 8 | 3 | 0.0 | 0.0 | 2 | 9 | 1 | 0 | 0 | 0 | 0 | 0 | 0 | 0 | 0 | 0 | 0 | 0 | 0 | 0 | 0 | 0 | T | 16-16 |
| 11/21 | at Chargers | S | 6 | 3 | 3 | 1.5 | 6.0 | 1 | 4 | 3 | 0 | 0 | 0 | 0 | 0 | 0 | 0 | 0 | 0 | 0 | 0 | 0 | 0 | 0 | 0 | L | 37-41 |
| 11/28 | at Bengals | S | 5 | 3 | 2 | 0.0 | 0.0 | 2 | 8 | 0 | 0 | 0 | 0 | 0 | 0 | 0 | 0 | 0 | 0 | 0 | 0 | 0 | 0 | 0 | 0 | L | 10-41 |
| 12/05 | Ravens | S | 3 | 3 | 0 | 0.0 | 0.0 | 2 | 3 | 0 | 0 | 0 | 0 | 0 | 0 | 0 | 0 | 0 | 0 | 0 | 0 | 0 | 0 | 0 | 0 | W | 20-19 |
| 12/09 | at Vikings | S | 1 | 1 | 0 | 0.0 | 0.0 | 1 | 0 | 0 | 0 | 0 | 0 | 0 | 0 | 0 | 0 | 0 | 0 | 0 | 0 | 0 | 0 | 0 | 0 | L | 28-36 |
| 12/19 | Titans | S | 4 | 4 | 0 | 0.0 | 0.0 | 0 | 0 | 1 | 0 | 0 | 0 | 0 | 0 | 0 | 0 | 0 | 0 | 0 | 0 | 0 | 0 | 0 | 0 | W | 19-13 |
| 12/26 | at Chiefs | S | 5 | 2 | 3 | 1.0 | 0.0 | 0 | 0 | 1 | 0 | 0 | 0 | 0 | 0 | 1 | 0 | 0 | 0 | 0 | 0 | 0 | 0 | 0 | 0 | L | 10-36 |
| 01/03 | Browns | S | 7 | 7 | 0 | 2.0 | 14.0 | 3 | 16 | 2 | 0 | 0 | 0 | 0 | 0 | 0 | 0 | 0 | 0 | 0 | 0 | 0 | 0 | 0 | 0 | W | 26-14 |
| 01/09 | at Ravens | S | 4 | 3 | 1 | 0.0 | 0.0 | 0 | 0 | 1 | 0 | 0 | 0 | 0 | 0 | 0 | 0 | 0 | 0 | 0 | 0 | 0 | 0 | 0 | 0 | W | 16-13+ |
| 2021 TOTALS | | 16-16 | 74 | 46 | 28 | 6.0 | 35.5 | 15 | 54 | 15 | 0 | 0 | 0 | 0 | 0 | 1 | 0 | 0 | 0 | 0 | 0 | 0 | 0 | 0 | 0 | 9-7-1 | |
| + - Overtime | | | | | | | | | | | | | | | | | | | | | | | | | | | |

2020 GAME-BY-GAME REGULAR-SEASON STATISTICS (STEELERS)

| DATE | OPPONENT | P/S | TACKLES | | | | | | | INTERCEPTIONS | | | | | O. FUMB | | | | ST | | | | MISC | | W/L | SCORE | |
|-------------|---------------|-----|---------|----|----|-----|------|------|-----|---------------|----|-----|----|----|---------|----|----|----|-----|----|---|---|------|----|-----|-------|-------|
| | | | TK | S | A | SK | YDS | TFL | YDS | QBH | NO | YDS | LG | TD | PD | FF | FR | TD | YDS | TK | S | A | FF | FR | | | S |
| 09/14 | at Giants | P | 1 | 1 | 0 | 0.0 | 0.0 | 0 | 0 | 0 | 0 | 0 | 0 | 0 | 0 | 0 | 0 | 0 | 0 | 0 | 0 | 0 | 0 | 0 | 0 | W | 26-16 |
| 09/20 | Broncos | P | 0 | 0 | 0 | 0.0 | 0.0 | 0 | 0 | 0 | 0 | 0 | 0 | 0 | 0 | 0 | 0 | 0 | 0 | 0 | 0 | 0 | 0 | 0 | 0 | W | 26-21 |
| 09/27 | Texans | P | 1 | 1 | 0 | 0.0 | 0.0 | 1 | 1 | 0 | 0 | 0 | 0 | 0 | 0 | 0 | 0 | 0 | 0 | 0 | 0 | 0 | 0 | 0 | 0 | W | 28-21 |
| 10/11 | Eagles | P | 1 | 1 | 0 | 0.0 | 0.0 | 0 | 0 | 0 | 0 | 0 | 0 | 0 | 0 | 0 | 0 | 0 | 0 | 0 | 0 | 0 | 0 | 0 | 0 | W | 38-29 |
| 10/18 | Browns | P | 0 | 0 | 0 | 0.0 | 0.0 | 0 | 0 | 0 | 0 | 0 | 0 | 0 | 0 | 0 | 0 | 0 | 3 | 2 | 1 | 0 | 0 | 0 | 0 | W | 38-7 |
| 10/25 | at Titans | P | 4 | 3 | 1 | 0.0 | 0.0 | 0 | 0 | 0 | 0 | 0 | 0 | 0 | 0 | 0 | 0 | 0 | 0 | 0 | 0 | 0 | 0 | 0 | 0 | W | 27-24 |
| 11/01 | at Ravens | P | 2 | 0 | 2 | 0.0 | 0.0 | 0 | 0 | 0 | 1 | 2 | 2 | 0 | 1 | 0 | 0 | 0 | 0 | 0 | 0 | 0 | 0 | 0 | 0 | W | 28-24 |
| 11/08 | at Cowboys | P | 2 | 2 | 0 | 1.0 | 6.0 | 1 | 6 | 1 | 0 | 0 | 0 | 0 | 0 | 0 | 0 | 0 | 1 | 1 | 0 | 0 | 0 | 0 | 0 | W | 24-19 |
| 11/15 | Bengals | P | 1 | 1 | 0 | 0.0 | 0.0 | 1 | 1 | 0 | 0 | 0 | 0 | 0 | 0 | 0 | 0 | 0 | 0 | 0 | 0 | 0 | 0 | 0 | 0 | W | 36-10 |
| 11/22 | at Jaguars | P | 2 | 2 | 0 | 0.0 | 0.0 | 0 | 0 | 0 | 0 | 0 | 0 | 0 | 0 | 0 | 0 | 0 | 0 | 0 | 0 | 0 | 0 | 0 | 0 | W | 27-3 |
| 12/02 | Ravens | P | 1 | 0 | 1 | 0.0 | 0.0 | 0 | 0 | 0 | 0 | 0 | 0 | 0 | 0 | 0 | 0 | 0 | 1 | 0 | 1 | 0 | 0 | 0 | 0 | W | 19-14 |
| 12/07 | Football Team | S | 5 | 2 | 3 | 0.0 | 0.0 | 0 | 0 | 0 | 0 | 0 | 0 | 0 | 0 | 0 | 0 | 0 | 0 | 0 | 0 | 0 | 0 | 0 | 0 | L | 17-23 |
| 12/13 | at Bills | S | 1 | 1 | 0 | 0.0 | 0.0 | 1 | 4 | 1 | 0 | 0 | 0 | 0 | 0 | 0 | 0 | 0 | 0 | 0 | 0 | 0 | 0 | 0 | 0 | L | 15-26 |
| 12/21 | at Bengals | S | 5 | 3 | 2 | 0.0 | 0.0 | 0 | 0 | 1 | 0 | 0 | 0 | 0 | 0 | 0 | 0 | 0 | 0 | 0 | 0 | 0 | 0 | 0 | 0 | L | 17-27 |
| 12/27 | Colts | S | 7 | 3 | 4 | 0.0 | 0.0 | 0 | 0 | 2 | 0 | 0 | 0 | 0 | 0 | 0 | 0 | 0 | 1 | 1 | 0 | 0 | 0 | 0 | 0 | W | 28-24 |
| 01/03 | at Browns | S | 9 | 6 | 3 | 1.0 | 10.0 | 1 | 10 | 1 | 0 | 0 | 0 | 0 | 0 | 0 | 0 | 0 | 0 | 0 | 0 | 0 | 0 | 0 | 0 | L | 22-24 |
| 2020 TOTALS | | | 16-5 | 42 | 26 | 16 | 2.0 | 16.0 | 5 | 22 | 6 | 1 | 2 | 2 | 0 | 1 | 0 | 0 | 0 | 6 | 4 | 2 | 0 | 0 | 0 | 0 | 12-4 |



51

MYLES JACK
LINEBACKER

HEIGHT: 6-1

WEIGHT: 255


COLLEGE: UCLA

BORN: September 3, 1995

BIRTHPLACE: Scottsdale, AZ

HOW ACQUIRED: FA '22

NFL EXPERIENCE: 7th year



MYLES JACK'S NFL REGULAR SEASON DEFENSIVE STATISTICS

| DATE | TEAM | GP | GS | TK | S | TACKLES | | | | | INTERCEPTIONS | | | | O. FUMB | | | | ST | | | | MISC | | | | |
|------------|----------|----|----|-----|-----|---------|-----|-----|-----|------|---------------|----|-----|-----|---------|----|----|----|----|-----|----|---|------|----|----|---|---|
| | | | | | | A | TFL | YDS | SK | YDS | QBH | NO | YDS | LG | TD | PD | FF | FR | TD | YDS | TK | S | A | FF | FR | S | A |
| 2016 | Jaguars | 16 | 10 | 22 | 16 | 6 | 1 | 1 | 0.5 | 0.0 | 2 | 0 | 0 | 0 | 2 | 0 | 0 | 0 | 0 | 2 | 2 | 0 | 0 | 0 | 0 | 0 | |
| 2017 | Jaguars | 16 | 16 | 90 | 66 | 24 | 5 | 11 | 2.0 | 11.5 | 5 | 0 | 0 | 0 | 3 | 0 | 1 | 1 | 81 | 0 | 0 | 0 | 0 | 0 | 0 | 0 | |
| 2018 | Jaguars | 16 | 16 | 107 | 75 | 32 | 1 | 11 | 2.5 | 15.0 | 4 | 1 | 32 | 32t | 1 | 1 | 1 | 0 | 0 | 0 | 0 | 0 | 0 | 0 | 0 | 0 | |
| 2019 | Jaguars | 11 | 11 | 66 | 42 | 24 | 3 | 13 | 0.5 | 4.0 | 2 | 1 | 14 | 14 | 0 | 4 | 0 | 0 | 0 | 0 | 0 | 0 | 0 | 0 | 0 | 0 | |
| 2020 | Jaguars | 14 | 14 | 118 | 72 | 46 | 6 | 11 | 1.0 | 6.0 | 2 | 1 | 0 | 0 | 5 | 1 | 2 | 0 | 16 | 0 | 0 | 0 | 0 | 0 | 0 | 0 | |
| 2021 | Jaguars | 16 | 16 | 108 | 62 | 46 | 3 | 5 | 0.0 | 0.0 | 2 | 0 | 0 | 0 | 0 | 0 | 0 | 0 | 0 | 0 | 0 | 0 | 0 | 0 | 0 | 0 | |
| 2022 | Steelers | 5 | 5 | 50 | 28 | 22 | 2 | 3 | 0.0 | 0.0 | 1 | 0 | 0 | 0 | 0 | 1 | 0 | 0 | 0 | 0 | 0 | 0 | 0 | 0 | 0 | 0 | |
| NFL TOTALS | | 94 | 88 | 561 | 361 | 200 | 21 | 55 | 6.5 | 36.5 | 18 | 3 | 46 | 32T | 1 | 16 | 2 | 4 | 1 | 97 | 2 | 2 | 0 | 0 | 0 | 0 | 0 |

MYLES JACK'S NFL POSTSEASON DEFENSIVE STATISTICS

| DATE | TEAM | GP | GS | TK | S | TACKLES | | | | | QBH | INTERCEPTIONS | | | | O. FUMB | | | | ST | | | | MISC | | |
|------------|---------|----|----|----|----|---------|-----|-----|-----|-----|-----|---------------|-----|----|----|---------|----|----|----|-----|----|---|---|------|----|---|
| | | | | | | A | TFL | YDS | SK | YDS | | NO | YDS | LG | TD | PD | FF | FR | TD | YDS | TK | S | A | FF | FR | S |
| 2017 | Jaguars | 3 | 3 | 19 | 16 | 3 | 2 | 8 | 1.0 | 7.0 | 2 | 1 | 0 | 0 | 0 | 3 | 1 | 1 | 0 | 0 | 0 | 0 | 0 | 0 | 0 | 0 |
| NFL TOTALS | | 3 | 3 | 19 | 16 | 3 | 2 | 8 | 1.0 | 7.0 | 2 | 1 | 0 | 0 | 0 | 3 | 1 | 1 | 0 | 0 | 0 | 0 | 0 | 0 | 0 | 0 |

SINGLE-GAME HIGHS: DEFENSIVE

| | | | |
|-------------------|--|----------------------------------|---|
| Total Tackles | 14 at Houston Texans, Sep 10, 2017 13 vs. New England Patriots, Sep 18, 2022 ...1 more at 13. | Tackles For Loss | 1 vs. New England Patriots, Sep 18, 2022 1 at Cincinnati Bengals, Sep 11, 2022 ...19 more at 1. |
| Solo Tackles | 8 vs. Indianapolis Colts, Sep 13, 2020 8 at Tennessee Titans, Dec 06, 2018 ...3 more at 8. | Interceptions | 1 at Cincinnati Bengals, Oct 04, 2020 1 at Cincinnati Bengals, Oct 20, 2019 ...1 more at 1. |
| Sacks | 1.0 vs. Indianapolis Colts, Sep 13, 2020 1.0 at Tennessee Titans, Dec 06, 2018 ...3 more at 1.0. | Interception Return Yards | 32 at New York Giants, Sep 09, 2018 14 at Cincinnati Bengals, Oct 01, 2019 |
| Passes Defensed | 2 at Cincinnati Bengals, Oct 20, 2019 2 at Carolina Panthers, Oct 06, 2019 | Special Teams Tackles | 1 vs. Houston Texans, Nov 13, 2016 1 at Chicago Bears, Oct 16, 2016 |
| Forced Fumbles | 1 vs. Houston Texans, Nov 08, 2020 1 at Buffalo Bills, Nov 25, 2018 | Longest Opponent's Fumble Return | 81 at New York Jets, Oct 01, 2017 16 at Green Bay Packers, Nov 15, 2020 |
| Fumble Recoveries | 1 at Minnesota Vikings, Dec 06, 2020 1 at Green Bay Packers, Nov 15, 2020 ...2 more at 1. | | |

SINGLE-GAME HIGHS - POSTSEASON: DEFENSIVE

| | | | |
|-----------------|--|-------------------|---|
| Total Tackles | 7 at New England Patriots, Jan 21, 2018 6 at Pittsburgh Steelers, Jan 14, 2018 6 vs. Buffalo Bills, Jan 07, 2018 | Forced Fumbles | 1 at New England Patriots, Jan 21, 2018 |
| Solo Tackles | 6 at New England Patriots, Jan 21, 2018 5 at Pittsburgh Steelers, Jan 14, 2018 5 vs. Buffalo Bills, Jan 07, 2018 | Fumble Recoveries | 1 at New England Patriots, Jan 21, 2018 |
| Sacks | 1.0 vs. Buffalo Bills, Jan 07, 2018 | Tackles For Loss | 1 at Pittsburgh Steelers, Jan 14, 2018 1 vs. Buffalo Bills, Jan 07, 2018 |
| Passes Defensed | 2 vs. Buffalo Bills, Jan 07, 2018 1 at Pittsburgh Steelers, Jan 14, 2018 | Interceptions | 1 at Pittsburgh Steelers, Jan 14, 2018 |

2022 GAME-BY-GAME REGULAR-SEASON STATISTICS (STEELERS)

| DATE | OPPONENT | P/S | TACKLES | | | | | | | | INTERCEPTIONS | | | | O. FUMB | | | | ST | | | | MISC | | | | |
|--------------|------------|-----|---------|----|----|-----|-----|-----|-----|-----|---------------|-----|----|----|---------|----|----|----|-----|----|---|---|------|----|---|-----|--------|
| | | | TK | S | A | SK | YDS | TFL | YDS | QBH | NO | YDS | LG | TD | PD | FF | FR | TD | YDS | TK | S | A | FF | FR | S | A | W/L |
| 09/11 | at Bengals | S | 10 | 6 | 4 | 0.0 | 0.0 | 1 | 3 | 0 | 0 | 0 | 0 | 1 | 0 | 0 | 0 | 0 | 0 | 0 | 0 | 0 | 0 | 0 | 0 | W | 23-20+ |
| 09/18 | Patriots | S | 13 | 6 | 7 | 0.0 | 0.0 | 1 | 0 | 0 | 0 | 0 | 0 | 0 | 0 | 0 | 0 | 0 | 0 | 0 | 0 | 0 | 0 | 0 | 0 | L | 14-17 |
| 09/22 | at Browns | S | 12 | 7 | 5 | 0.0 | 0.0 | 0 | 0 | 0 | 0 | 0 | 0 | 0 | 0 | 0 | 0 | 0 | 0 | 0 | 0 | 0 | 0 | 0 | 0 | L | 17-29 |
| 10/02 | Jets | S | 9 | 5 | 4 | 0.0 | 0.0 | 0 | 0 | 0 | 0 | 0 | 0 | 0 | 0 | 0 | 0 | 0 | 0 | 0 | 0 | 0 | 0 | 0 | 0 | L | 20-24 |
| 10/09 | at Bills | S | 6 | 4 | 2 | 0.0 | 0.0 | 0 | 0 | 0 | 0 | 0 | 0 | 0 | 0 | 0 | 0 | 0 | 0 | 0 | 0 | 0 | 0 | 0 | 0 | L | 3-38 |
| 2022 TOTALS | | 5-5 | 50 | 28 | 22 | 0.0 | 0.0 | 2 | 3 | 1 | 0 | 0 | 0 | 0 | 1 | 0 | 0 | 0 | 0 | 0 | 0 | 0 | 0 | 0 | 0 | 1-4 | |
| +/- Overtime | | | | | | | | | | | | | | | | | | | | | | | | | | | |

2021 GAME-BY-GAME REGULAR-SEASON STATISTICS (JAGUARS)

| DATE | OPPONENT | P/S | TACKLES | | | | | | | INTERCEPTIONS | | | | O. FUMB | | | ST | | | MISC | | W/L | SCORE | | | | |
|-------------|-------------|-------|---------|----|----|-----|-----|-----|-----|---------------|----|-----|----|---------|----|----|----|----|-----|------|---|-----|-------|---|----|------|-------|
| | | | TK | S | A | SK | YDS | TFL | YDS | QBH | NO | YDS | LG | TD | PD | FF | FR | TD | YDS | TK | S | | | A | FF | FR | S |
| 09/12 | at Texans | S | 9 | 6 | 3 | 0.0 | 0.0 | 1 | 4 | 0 | 0 | 0 | 0 | 0 | 0 | 0 | 0 | 0 | 0 | 0 | 0 | 0 | 0 | 0 | 0 | L | 21-37 |
| 09/19 | Broncos | S | 6 | 3 | 3 | 0.0 | 0.0 | 0 | 0 | 0 | 0 | 0 | 0 | 0 | 0 | 0 | 0 | 0 | 0 | 0 | 0 | 0 | 0 | 0 | 0 | L | 13-23 |
| 09/26 | Cardinals | S | 10 | 6 | 4 | 0.0 | 0.0 | 0 | 0 | 0 | 0 | 0 | 0 | 0 | 0 | 0 | 0 | 0 | 0 | 0 | 0 | 0 | 0 | 0 | 0 | L | 19-31 |
| 09/30 | at Bengals | S | 7 | 2 | 5 | 0.0 | 0.0 | 0 | 0 | 0 | 0 | 0 | 0 | 0 | 0 | 0 | 0 | 0 | 0 | 0 | 0 | 0 | 0 | 0 | 0 | L | 21-24 |
| 10/10 | Titans | S | 4 | 2 | 2 | 0.0 | 0.0 | 0 | 0 | 0 | 0 | 0 | 0 | 0 | 0 | 0 | 0 | 0 | 0 | 0 | 0 | 0 | 0 | 0 | 0 | L | 19-37 |
| 10/17 | Dolphins | | | | | | | | | INACTIVE | | | | | | | | | | | | | | | | W | 23-20 |
| 10/31 | at Seahawks | S | 8 | 5 | 3 | 0.0 | 0.0 | 1 | 0 | 0 | 0 | 0 | 0 | 0 | 0 | 0 | 0 | 0 | 0 | 0 | 0 | 0 | 0 | 0 | 0 | L | 7-31 |
| 11/07 | Billis | S | 7 | 5 | 2 | 0.0 | 0.0 | 1 | 1 | 1 | 0 | 0 | 0 | 0 | 0 | 0 | 0 | 0 | 0 | 0 | 0 | 0 | 0 | 0 | 0 | W | 9-6 |
| 11/14 | at Colts | S | 4 | 4 | 0 | 0.0 | 0.0 | 0 | 0 | 1 | 0 | 0 | 0 | 0 | 0 | 0 | 0 | 0 | 0 | 0 | 0 | 0 | 0 | 0 | 0 | L | 17-23 |
| 11/21 | 49ers | S | 12 | 5 | 7 | 0.0 | 0.0 | 0 | 0 | 0 | 0 | 0 | 0 | 0 | 0 | 0 | 0 | 0 | 0 | 0 | 0 | 0 | 0 | 0 | 0 | L | 10-30 |
| 11/28 | Falcons | S | 8 | 4 | 4 | 0.0 | 0.0 | 0 | 0 | 0 | 0 | 0 | 0 | 0 | 0 | 0 | 0 | 0 | 0 | 0 | 0 | 0 | 0 | 0 | 0 | L | 14-21 |
| 12/05 | at Rams | S | 7 | 3 | 4 | 0.0 | 0.0 | 0 | 0 | 0 | 0 | 0 | 0 | 0 | 0 | 0 | 0 | 0 | 0 | 0 | 0 | 0 | 0 | 0 | 0 | L | 7-37 |
| 12/12 | at Titans | S | 9 | 6 | 3 | 0.0 | 0.0 | 0 | 0 | 0 | 0 | 0 | 0 | 0 | 0 | 0 | 0 | 0 | 0 | 0 | 0 | 0 | 0 | 0 | 0 | L | 0-20 |
| 12/19 | Texans | S | 6 | 5 | 1 | 0.0 | 0.0 | 0 | 0 | 0 | 0 | 0 | 0 | 0 | 0 | 0 | 0 | 0 | 0 | 0 | 0 | 0 | 0 | 0 | 0 | L | 16-30 |
| 01/02 | at Patriots | S | 6 | 4 | 2 | 0.0 | 0.0 | 0 | 0 | 0 | 0 | 0 | 0 | 0 | 0 | 0 | 0 | 0 | 0 | 0 | 0 | 0 | 0 | 0 | 0 | L | 10-50 |
| 01/09 | Colts | S | 5 | 2 | 3 | 0.0 | 0.0 | 0 | 0 | 0 | 0 | 0 | 0 | 0 | 0 | 0 | 0 | 0 | 0 | 0 | 0 | 0 | 0 | 0 | 0 | W | 26-11 |
| 2021 TOTALS | | 15-15 | 108 | 62 | 46 | 0.0 | 0.0 | 3 | 5 | 2 | 0 | 0 | 0 | 0 | 0 | 0 | 0 | 0 | 0 | 0 | 0 | 0 | 0 | 0 | 0 | 3-13 | |

2020 GAME-BY-GAME REGULAR-SEASON STATISTICS (JAGUARS)

| DATE | OPPONENT | P/S | TACKLES | | | | | | | INTERCEPTIONS | | | | | O. FUMB | | | ST | | | MISC | | W/L | SCORE | | | | | |
|--------------|-------------|-------|---------|----|----|-----|-----|-----|-----|---------------|----------|-----|----|----|---------|----|----|----|-----|----|------|---|-----|-------|----|----|-------|--------|-------|
| | | | TK | S | A | SK | YDS | TFL | YDS | QBH | NO | YDS | LG | TD | PD | FF | FR | TD | YDS | TK | S | A | | | FF | FR | S | A | |
| 09/13 | Colts | S | 11 | 8 | 3 | 1.0 | 6.0 | 1 | 6 | 2 | 0 | 0 | 0 | 0 | 0 | 0 | 0 | 0 | 0 | 0 | 0 | 0 | 0 | 0 | 0 | W | 27-20 | | |
| 09/20 | at Titans | S | 11 | 5 | 6 | 0.0 | 0.0 | 0 | 0 | 0 | 0 | 0 | 0 | 1 | 0 | 0 | 0 | 0 | 0 | 0 | 0 | 0 | 0 | 0 | 0 | L | 30-33 | | |
| 09/24 | Dolphins | S | 11 | 7 | 4 | 0.0 | 0.0 | 0 | 0 | 0 | 0 | 0 | 0 | 0 | 0 | 0 | 0 | 0 | 0 | 0 | 0 | 0 | 0 | 0 | 0 | L | 13-31 | | |
| 10/04 | at Bengals | S | 4 | 3 | 1 | 0.0 | 0.0 | 0 | 0 | 0 | 1 | 0 | 0 | 1 | 0 | 0 | 0 | 0 | 0 | 0 | 0 | 0 | 0 | 0 | 0 | L | 25-33 | | |
| 10/11 | at Texans | | | | | | | | | | INACTIVE | | | | | | | | | | | | | | | | | L | 14-30 |
| 10/18 | Lions | S | 4 | 3 | 1 | 0.0 | 0.0 | 1 | 1 | 0 | 0 | 0 | 0 | 0 | 0 | 0 | 0 | 0 | 0 | 0 | 0 | 0 | 0 | 0 | 0 | L | 16-34 | | |
| 10/25 | at Chargers | | | | | | | | | | INACTIVE | | | | | | | | | | | | | | | | | L | 29-39 |
| 11/08 | Texans | S | 11 | 6 | 5 | 0.0 | 0.0 | 1 | 2 | 0 | 0 | 0 | 0 | 0 | 1 | 1 | 0 | 0 | 0 | 0 | 0 | 0 | 0 | 0 | 0 | 0 | L | 25-27 | |
| 11/15 | at Packers | S | 8 | 3 | 5 | 0.0 | 0.0 | 0 | 0 | 0 | 0 | 0 | 0 | 0 | 0 | 0 | 1 | 0 | 16 | 0 | 0 | 0 | 0 | 0 | 0 | 0 | L | 20-24 | |
| 11/22 | Steelers | S | 5 | 3 | 2 | 0.0 | 0.0 | 1 | 0 | 0 | 0 | 0 | 0 | 0 | 0 | 0 | 0 | 0 | 0 | 0 | 0 | 0 | 0 | 0 | 0 | 0 | L | 3-27 | |
| 11/29 | Browns | S | 9 | 3 | 6 | 0.0 | 0.0 | 1 | 1 | 0 | 0 | 0 | 0 | 0 | 0 | 0 | 0 | 0 | 0 | 0 | 0 | 0 | 0 | 0 | 0 | 0 | L | 25-27 | |
| 12/06 | at Vikings | S | 11 | 6 | 5 | 0.0 | 0.0 | 0 | 0 | 0 | 0 | 0 | 0 | 0 | 0 | 0 | 1 | 0 | 0 | 0 | 0 | 0 | 0 | 0 | 0 | 0 | L | 24-27+ | |
| 12/13 | Titans | S | 10 | 7 | 3 | 0.0 | 0.0 | 1 | 1 | 0 | 0 | 0 | 0 | 0 | 0 | 0 | 0 | 0 | 0 | 0 | 0 | 0 | 0 | 0 | 0 | 0 | L | 10-31 | |
| 12/20 | at Ravens | S | 10 | 7 | 3 | 0.0 | 0.0 | 0 | 0 | 0 | 0 | 0 | 0 | 0 | 1 | 0 | 0 | 0 | 0 | 0 | 0 | 0 | 0 | 0 | 0 | 0 | L | 14-40 | |
| 12/27 | Bears | S | 8 | 6 | 2 | 0.0 | 0.0 | 0 | 0 | 0 | 0 | 0 | 0 | 0 | 0 | 0 | 0 | 0 | 0 | 0 | 0 | 0 | 0 | 0 | 0 | 0 | L | 17-41 | |
| 01/03 | at Colts | S | 5 | 5 | 0 | 0.0 | 0.0 | 0 | 0 | 0 | 0 | 0 | 0 | 0 | 1 | 0 | 0 | 0 | 0 | 0 | 0 | 0 | 0 | 0 | 0 | 0 | L | 14-28 | |
| 2020 TOTALS | | 14-14 | 118 | 72 | 46 | 1.0 | 6.0 | 6 | 11 | 2 | 1 | 0 | 0 | 0 | 5 | 1 | 2 | 0 | 16 | 0 | 0 | 0 | 0 | 0 | 0 | 0 | 1-15 | | |
| + - Overtime | | | | | | | | | | | | | | | | | | | | | | | | | | | | | |

2019 GAME-BY-GAME REGULAR-SEASON STATISTICS (JAGUARS)

| DATE | OPPONENT | P/S | TACKLES | | | | | | | INTERCEPTIONS | | | | O. FUMB | | | ST | | | MISC | | W/L | SCORE | | | | | |
|-------------|-------------|-------|---------|----|----|-----|-----|-----|-----|---------------|-----------------|-----|----|---------|----|----|----|----|-----|------|---|-----|-------|---|----|------|-------|-------|
| | | | TK | S | A | SK | YDS | TFL | YDS | QBH | NO | YDS | LG | TD | PD | FF | FR | TD | YDS | TK | S | | | A | FF | FR | S | A |
| 09/08 | Chiefs | S | 2 | 2 | 0 | 0.0 | 0.0 | 0 | 0 | 0 | 0 | 0 | 0 | 0 | 0 | 0 | 0 | 0 | 0 | 0 | 0 | 0 | 0 | 0 | 0 | L | 26-40 | |
| 09/15 | at Texans | S | 7 | 4 | 3 | 0.5 | 4.0 | 0 | 0 | 1 | 0 | 0 | 0 | 0 | 0 | 0 | 0 | 0 | 0 | 0 | 0 | 0 | 0 | 0 | 0 | L | 12-13 | |
| 09/19 | Titans | S | 2 | 2 | 0 | 0.0 | 0.0 | 1 | 1 | 0 | 0 | 0 | 0 | 0 | 0 | 0 | 0 | 0 | 0 | 0 | 0 | 0 | 0 | 0 | 0 | W | 20-7 | |
| 09/29 | at Broncos | S | 6 | 3 | 3 | 0.0 | 0.0 | 0 | 0 | 0 | 0 | 0 | 0 | 0 | 0 | 0 | 0 | 0 | 0 | 0 | 0 | 0 | 0 | 0 | 0 | W | 26-24 | |
| 10/06 | at Panthers | S | 9 | 3 | 6 | 0.0 | 0.0 | 1 | 12 | 0 | 0 | 0 | 0 | 0 | 2 | 0 | 0 | 0 | 0 | 0 | 0 | 0 | 0 | 0 | 0 | L | 27-34 | |
| 10/13 | Saints | S | 8 | 3 | 5 | 0.0 | 0.0 | 0 | 0 | 0 | 0 | 0 | 0 | 0 | 0 | 0 | 0 | 0 | 0 | 0 | 0 | 0 | 0 | 0 | 0 | L | 6-13 | |
| 10/20 | at Bengals | S | 5 | 3 | 2 | 0.0 | 0.0 | 0 | 0 | 0 | 1 | 14 | 14 | 0 | 2 | 0 | 0 | 0 | 0 | 0 | 0 | 0 | 0 | 0 | 0 | W | 27-17 | |
| 10/27 | Jets | S | 4 | 3 | 1 | 0.0 | 0.0 | 0 | 0 | 0 | 0 | 0 | 0 | 0 | 0 | 0 | 0 | 0 | 0 | 0 | 0 | 0 | 0 | 0 | 0 | W | 29-15 | |
| 11/03 | Texans | S | 7 | 6 | 1 | 0.0 | 0.0 | 0 | 0 | 0 | 0 | 0 | 0 | 0 | 0 | 0 | 0 | 0 | 0 | 0 | 0 | 0 | 0 | 0 | 0 | L | 3-26 | |
| 11/17 | at Colts | S | 9 | 7 | 2 | 0.0 | 0.0 | 0 | 0 | 1 | 0 | 0 | 0 | 0 | 0 | 0 | 0 | 0 | 0 | 0 | 0 | 0 | 0 | 0 | 0 | L | 13-33 | |
| 11/24 | at Titans | S | 7 | 6 | 1 | 0.0 | 0.0 | 1 | 0 | 0 | 0 | 0 | 0 | 0 | 0 | 0 | 0 | 0 | 0 | 0 | 0 | 0 | 0 | 0 | 0 | L | 20-42 | |
| 12/01 | Buccaneers | | | | | | | | | | INACTIVE | | | | | | | | | | | | | | | | L | 11-28 |
| 12/08 | Chargers | | | | | | | | | | DID NOT PLAY | | | | | | | | | | | | | | | | L | 10-45 |
| 12/15 | at Raiders | | | | | | | | | | DID NOT PLAY | | | | | | | | | | | | | | | | W | 20-16 |
| 12/22 | at Falcons | | | | | | | | | | INJURED RESERVE | | | | | | | | | | | | | | | | L | 12-24 |
| 12/29 | Colts | | | | | | | | | | INJURED RESERVE | | | | | | | | | | | | | | | | W | 38-20 |
| 2019 TOTALS | | 11-11 | 66 | 42 | 24 | 0.5 | 4.0 | 3 | 13 | 2 | 1 | 14 | 14 | 0 | 4 | 0 | 0 | 0 | 0 | 0 | 0 | 0 | 0 | 0 | 0 | 6-10 | | |

2018 GAME-BY-GAME REGULAR-SEASON STATISTICS (JAGUARS)

| DATE | OPPONENT | P/S | TACKLES | | | | | | | INTERCEPTIONS | | | | O. FUMB | | | ST | | | MISC | | W/L | SCORE | | | |
|-------------|-------------|-----|---------|-----|----|-----|------|------|-----|---------------|----|-----|----|---------|----|----|----|----|-----|------|---|-----|-------|---|-------|-------|
| | | | TK | S | A | SK | YDS | TFL | YDS | QBH | NO | YDS | LG | TD | PD | FF | FR | TD | YDS | TK | S | | | A | FF | FR |
| 09/09 | at Giants | S | 10 | 7 | 3 | 0.0 | 0.0 | 0 | 0 | 0 | 1 | 32 | 32 | 1 | 1 | 0 | 0 | 0 | 0 | 0 | 0 | 0 | 0 | 0 | W | 20-15 |
| 09/16 | Patriots | S | 8 | 7 | 1 | 0.0 | 0.0 | 0 | 0 | 0 | 0 | 0 | 0 | 0 | 0 | 0 | 0 | 0 | 0 | 0 | 0 | 0 | 0 | W | 31-20 | |
| 09/23 | Titans | S | 3 | 2 | 1 | 0.0 | 0.0 | 0 | 0 | 0 | 0 | 0 | 0 | 0 | 0 | 0 | 0 | 0 | 0 | 0 | 0 | 0 | 0 | L | 6-9 | |
| 09/30 | Jets | S | 5 | 4 | 1 | 0.0 | 0.0 | 0 | 0 | 0 | 0 | 0 | 0 | 0 | 0 | 0 | 0 | 0 | 0 | 0 | 0 | 0 | 0 | W | 31-12 | |
| 10/07 | at Chiefs | S | 10 | 5 | 5 | 0.0 | 0.0 | 0 | 0 | 0 | 0 | 0 | 0 | 0 | 0 | 0 | 0 | 0 | 0 | 0 | 0 | 0 | 0 | L | 14-30 | |
| 10/14 | at Cowboys | S | 5 | 3 | 2 | 0.0 | 0.0 | 0 | 0 | 0 | 0 | 0 | 0 | 0 | 0 | 0 | 0 | 0 | 0 | 0 | 0 | 0 | 0 | L | 7-40 | |
| 10/21 | Texans | S | 6 | 5 | 1 | 0.0 | 0.0 | 0 | 0 | 0 | 0 | 0 | 0 | 0 | 0 | 0 | 0 | 0 | 0 | 0 | 0 | 0 | 0 | L | 7-20 | |
| 10/28 | Eagles | S | 5 | 2 | 3 | 1.0 | 11.0 | 1 | 11 | 1 | 0 | 0 | 0 | 0 | 0 | 0 | 0 | 0 | 0 | 0 | 0 | 0 | 0 | L | 18-24 | |
| 11/11 | at Colts | S | 3 | 3 | 0 | 0.0 | 0.0 | 0 | 0 | 0 | 0 | 0 | 0 | 0 | 0 | 0 | 0 | 0 | 0 | 0 | 0 | 0 | 0 | L | 26-29 | |
| 11/18 | Steelers | S | 1 | 1 | 0 | 0.0 | 0.0 | 0 | 0 | 0 | 0 | 0 | 0 | 0 | 0 | 0 | 0 | 0 | 0 | 0 | 0 | 0 | 0 | L | 16-20 | |
| 11/25 | at Bills | S | 4 | 3 | 1 | 0.0 | 0.0 | 0 | 0 | 1 | 0 | 0 | 0 | 0 | 1 | 1 | 0 | 0 | 0 | 0 | 0 | 0 | 0 | L | 21-24 | |
| 12/02 | Colts | S | 10 | 7 | 3 | 0.0 | 0.0 | 0 | 0 | 0 | 0 | 0 | 0 | 0 | 1 | 1 | 0 | 0 | 0 | 0 | 0 | 0 | 0 | W | 6-0 | |
| 12/06 | at Titans | S | 13 | 8 | 5 | 1.0 | 0.0 | 0 | 0 | 1 | 0 | 0 | 0 | 0 | 0 | 0 | 0 | 0 | 0 | 0 | 0 | 0 | 0 | L | 9-30 | |
| 12/16 | Redskins | S | 6 | 5 | 1 | 0.0 | 0.0 | 0 | 0 | 0 | 0 | 0 | 0 | 0 | 0 | 0 | 0 | 0 | 0 | 0 | 0 | 0 | 0 | L | 13-16 | |
| 12/23 | at Dolphins | S | 8 | 7 | 1 | 0.0 | 0.0 | 0 | 0 | 0 | 0 | 0 | 0 | 0 | 0 | 0 | 0 | 0 | 0 | 0 | 0 | 0 | 0 | W | 17-7 | |
| 12/30 | at Texans | S | 10 | 6 | 4 | 0.5 | 4.0 | 0 | 1 | 0 | 0 | 0 | 0 | 0 | 0 | 0 | 0 | 0 | 0 | 0 | 0 | 0 | 0 | L | 3-20 | |
| 2018 TOTALS | | | 16-16 | 107 | 75 | 32 | 2.5 | 15.0 | 1 | 11 | 4 | 1 | 32 | 32T | 1 | 1 | 1 | 1 | 0 | 0 | 0 | 0 | 0 | 0 | 5-11 | |

2017 GAME-BY-GAME REGULAR-SEASON STATISTICS (JAGUARS)

| DATE | OPPONENT | P/S | TACKLES | | | | | | | | INTERCEPTIONS | | | | | O. FUMB | | | ST | | | | MISC | | W/L | SCORE | | |
|--------------|--------------|-------|---------|----|----|-----|------|-----|-----|-----|---------------|-----|----|----|----|---------|----|----|-----|----|---|---|------|----|-----|-------|--------|---|
| | | | TK | S | A | SK | YDS | TFL | YDS | QBH | NO | YDS | LG | TD | PD | FF | FR | TD | YDS | TK | S | A | FF | FR | | | S | A |
| 09/10 | at Texans | S | 14 | 8 | 6 | 0.0 | 0.0 | 1 | 1 | 0 | 0 | 0 | 0 | 0 | 0 | 0 | 0 | 0 | 0 | 0 | 0 | 0 | 0 | 0 | 0 | W | 29-7 | |
| 09/17 | Titans | S | 6 | 5 | 1 | 1.0 | 4.0 | 1 | 4 | 1 | 0 | 0 | 0 | 0 | 0 | 0 | 0 | 0 | 0 | 0 | 0 | 0 | 0 | 0 | 0 | L | 16-37 | |
| 09/24 | Ravens | S | 4 | 4 | 0 | 0.0 | 0.0 | 0 | 0 | 0 | 0 | 0 | 0 | 0 | 0 | 0 | 0 | 0 | 0 | 0 | 0 | 0 | 0 | 0 | 0 | W | 44-7 | |
| 10/01 | at Jets | S | 9 | 8 | 1 | 0.0 | 0.0 | 1 | 4 | 1 | 0 | 0 | 0 | 0 | 0 | 1 | 1 | 81 | 0 | 0 | 0 | 0 | 0 | 0 | 0 | L | 20-23+ | |
| 10/08 | at Steelers | S | 9 | 5 | 4 | 0.0 | 0.0 | 0 | 0 | 0 | 0 | 0 | 0 | 0 | 0 | 0 | 0 | 0 | 0 | 0 | 0 | 0 | 0 | 0 | 0 | W | 30-9 | |
| 10/15 | Rams | S | 6 | 5 | 1 | 0.0 | 0.0 | 1 | 1 | 0 | 0 | 0 | 0 | 0 | 0 | 0 | 0 | 0 | 0 | 0 | 0 | 0 | 0 | 0 | 0 | L | 17-27 | |
| 10/22 | at Colts | S | 8 | 4 | 4 | 1.0 | 7.5 | 0 | 0 | 2 | 0 | 0 | 0 | 0 | 1 | 0 | 0 | 0 | 0 | 0 | 0 | 0 | 0 | 0 | 0 | W | 27-0 | |
| 11/05 | Bengals | S | 1 | 1 | 0 | 0.0 | 0.0 | 0 | 0 | 0 | 0 | 0 | 0 | 0 | 0 | 0 | 0 | 0 | 0 | 0 | 0 | 0 | 0 | 0 | 0 | W | 23-7 | |
| 11/12 | Chargers | S | 9 | 8 | 1 | 0.0 | 0.0 | 1 | 1 | 0 | 0 | 0 | 0 | 0 | 0 | 0 | 0 | 0 | 0 | 0 | 0 | 0 | 0 | 0 | 0 | W | 20-17+ | |
| 11/19 | at Browns | S | 2 | 1 | 1 | 0.0 | 0.0 | 0 | 0 | 0 | 0 | 0 | 0 | 0 | 1 | 0 | 0 | 0 | 0 | 0 | 0 | 0 | 0 | 0 | 0 | W | 19-7 | |
| 11/26 | at Cardinals | S | 3 | 3 | 0 | 0.0 | 0.0 | 0 | 0 | 0 | 0 | 0 | 0 | 0 | 0 | 0 | 0 | 0 | 0 | 0 | 0 | 0 | 0 | 0 | 0 | L | 24-27 | |
| 12/03 | Colts | S | 5 | 3 | 2 | 0.0 | 0.0 | 0 | 0 | 0 | 0 | 0 | 0 | 0 | 0 | 0 | 0 | 0 | 0 | 0 | 0 | 0 | 0 | 0 | 0 | W | 30-10 | |
| 12/10 | Seahawks | S | 6 | 5 | 1 | 0.0 | 0.0 | 0 | 0 | 0 | 0 | 0 | 0 | 0 | 0 | 0 | 0 | 0 | 0 | 0 | 0 | 0 | 0 | 0 | 0 | W | 30-24 | |
| 12/17 | Texans | S | 2 | 1 | 1 | 0.0 | 0.0 | 0 | 0 | 0 | 0 | 0 | 0 | 0 | 1 | 0 | 0 | 0 | 0 | 0 | 0 | 0 | 0 | 0 | 0 | W | 45-7 | |
| 12/24 | at 49ers | S | 3 | 3 | 0 | 0.0 | 0.0 | 0 | 0 | 0 | 0 | 0 | 0 | 0 | 0 | 0 | 0 | 0 | 0 | 0 | 0 | 0 | 0 | 0 | 0 | L | 33-44 | |
| 12/31 | at Titans | S | 3 | 2 | 1 | 0.0 | 0.0 | 0 | 0 | 1 | 0 | 0 | 0 | 0 | 0 | 0 | 0 | 0 | 0 | 0 | 0 | 0 | 0 | 0 | 0 | L | 10-15 | |
| 2017 TOTALS | | 16-16 | 90 | 66 | 24 | 2.0 | 11.5 | 5 | 11 | 5 | 0 | 0 | 0 | 0 | 3 | 0 | 1 | 1 | 81 | 0 | 0 | 0 | 0 | 0 | 0 | 0 | 10-6 | |
| + - Overtime | | | | | | | | | | | | | | | | | | | | | | | | | | | | |

2016 GAME-BY-GAME REGULAR-SEASON STATISTICS (JAGUARS)

| DATE | OPPONENT | P/S | TACKLES | | | | | | | INTERCEPTIONS | | | | | O. FUMB | | | ST | | | MISC | | W/L | SCORE | | |
|-------------|-------------|-------|---------|----|---|-----|-----|-----|-----|---------------|----|-----|----|----|---------|----|----|----|-----|----|------|---|-----|-------|----|-------|
| | | | TK | S | A | SK | YDS | TFL | YDS | QBH | NO | YDS | LG | TD | PD | FF | FR | TD | YDS | TK | S | A | | | FF | FR |
| 09/11 | Packers | P | 0 | 0 | 0 | 0.0 | 0.0 | 0 | 0 | 0 | 0 | 0 | 0 | 0 | 0 | 0 | 0 | 0 | 0 | 0 | 0 | 0 | 0 | 0 | L | 23-27 |
| 09/18 | at Chargers | P | 2 | 2 | 0 | 0.0 | 0.0 | 0 | 0 | 0 | 0 | 0 | 0 | 0 | 0 | 0 | 0 | 0 | 0 | 0 | 0 | 0 | 0 | 0 | L | 14-38 |
| 09/25 | Ravens | P | 0 | 0 | 0 | 0.0 | 0.0 | 0 | 0 | 0 | 0 | 0 | 0 | 0 | 0 | 0 | 0 | 0 | 0 | 0 | 0 | 0 | 0 | 0 | L | 17-19 |
| 10/02 | Colts | S | 4 | 3 | 1 | 0.0 | 0.0 | 0 | 0 | 0 | 0 | 0 | 0 | 1 | 0 | 0 | 0 | 0 | 0 | 0 | 0 | 0 | 0 | 0 | W | 30-27 |
| 10/16 | at Bears | S | 1 | 1 | 0 | 0.0 | 0.0 | 0 | 0 | 0 | 0 | 0 | 0 | 0 | 0 | 0 | 0 | 0 | 1 | 1 | 0 | 0 | 0 | 0 | W | 17-16 |
| 10/23 | Raiders | S | 1 | 1 | 0 | 0.0 | 0.0 | 0 | 0 | 0 | 0 | 0 | 0 | 0 | 0 | 0 | 0 | 0 | 0 | 0 | 0 | 0 | 0 | 0 | L | 16-33 |
| 10/27 | at Titans | S | 0 | 0 | 0 | 0.0 | 0.0 | 0 | 0 | 0 | 0 | 0 | 0 | 0 | 0 | 0 | 0 | 0 | 0 | 0 | 0 | 0 | 0 | 0 | L | 22-36 |
| 11/06 | at Chiefs | S | 1 | 1 | 0 | 0.0 | 0.0 | 0 | 0 | 0 | 0 | 0 | 0 | 0 | 0 | 0 | 0 | 0 | 0 | 0 | 0 | 0 | 0 | 0 | L | 14-19 |
| 11/13 | Texans | S | 2 | 2 | 0 | 0.0 | 0.0 | 0 | 0 | 1 | 0 | 0 | 0 | 0 | 0 | 0 | 0 | 0 | 1 | 1 | 0 | 0 | 0 | 0 | L | 21-24 |
| 11/20 | at Lions | P | 3 | 2 | 1 | 0.0 | 0.0 | 1 | 1 | 0 | 0 | 0 | 0 | 0 | 0 | 0 | 0 | 0 | 0 | 0 | 0 | 0 | 0 | 0 | L | 19-26 |
| 11/27 | at Bills | S | 5 | 2 | 3 | 0.5 | 0.0 | 0 | 0 | 1 | 0 | 0 | 0 | 0 | 0 | 0 | 0 | 0 | 0 | 0 | 0 | 0 | 0 | 0 | L | 21-28 |
| 12/04 | Broncos | S | 1 | 1 | 0 | 0.0 | 0.0 | 0 | 0 | 0 | 0 | 0 | 0 | 0 | 0 | 0 | 0 | 0 | 0 | 0 | 0 | 0 | 0 | 0 | L | 10-20 |
| 12/11 | Vikings | P | 1 | 0 | 1 | 0.0 | 0.0 | 0 | 0 | 0 | 0 | 0 | 0 | 0 | 0 | 0 | 0 | 0 | 0 | 0 | 0 | 0 | 0 | 0 | L | 16-25 |
| 12/18 | at Texans | P | 1 | 1 | 0 | 0.0 | 0.0 | 0 | 0 | 0 | 0 | 0 | 0 | 0 | 0 | 0 | 0 | 0 | 0 | 0 | 0 | 0 | 0 | 0 | L | 20-21 |
| 12/24 | Titans | S | 0 | 0 | 0 | 0.0 | 0.0 | 0 | 0 | 0 | 0 | 0 | 0 | 0 | 0 | 0 | 0 | 0 | 0 | 0 | 0 | 0 | 0 | 0 | W | 38-17 |
| 01/01 | at Colts | S | 0 | 0 | 0 | 0.0 | 0.0 | 0 | 0 | 0 | 0 | 0 | 0 | 0 | 1 | 0 | 0 | 0 | 0 | 0 | 0 | 0 | 0 | 0 | L | 20-24 |
| 2016 TOTALS | | 16-10 | 22 | 16 | 6 | 0.5 | 0.0 | 1 | 1 | 2 | 0 | 0 | 0 | 0 | 2 | 0 | 0 | 0 | 0 | 2 | 2 | 0 | 0 | 0 | 0 | 3-13 |



18

DIONTAE JOHNSON
WIDE RECEIVER

HEIGHT: 5-10

WEIGHT: 183

COLLEGE: Toledo

BORN: July 5, 1996

BIRTHPLACE: Ruskin, FL

HOW ACQUIRED: D3a '19

NFL EXPERIENCE: 4th year



DIONTAE JOHNSON'S NFL REGULAR SEASON RUSHING/RECEIVING STATISTICS

| DATE | TEAM | GP | GS | RECEIVING | | | | | RUSHING | | | | |
|------------|----------|----|----|-----------|-------|------|-----|----|---------|------|------|----|----|
| | | | | NO. | YDS. | AVG. | LG | TD | NO. | YDS. | AVG. | LG | TD |
| 2019 | Steelers | 16 | 12 | 59 | 680 | 11.5 | 45t | 5 | 4 | 41 | 10.3 | 17 | 0 |
| 2020 | Steelers | 15 | 13 | 88 | 923 | 10.5 | 47 | 7 | 3 | 15 | 5.0 | 9 | 0 |
| 2021 | Steelers | 16 | 14 | 107 | 1,161 | 10.9 | 50t | 8 | 5 | 53 | 10.6 | 25 | 0 |
| 2022 | Steelers | 5 | 5 | 28 | 267 | 9.5 | 25 | 0 | 2 | 11 | 5.5 | 8 | 0 |
| NFL TOTALS | | 52 | 44 | 282 | 3,031 | 10.7 | 50T | 20 | 14 | 120 | 8.6 | 25 | 0 |

DIONTAE JOHNSON'S NFL POSTSEASON RUSHING/RECEIVING STATISTICS

| DATE | TEAM | GP | GS | RECEIVING | | | | | RUSHING | | | | |
|------------|----------|----|----|-----------|------|------|-----|----|---------|------|------|----|----|
| | | | | NO. | YDS. | AVG. | LG | TD | NO. | YDS. | AVG. | LG | TD |
| 2020 | Steelers | 1 | 1 | 11 | 117 | 10.6 | 19 | 0 | 0 | 0 | 0.0 | 0 | 0 |
| 2021 | Steelers | 1 | 1 | 5 | 34 | 6.8 | 13t | 1 | 0 | 0 | 0.0 | 0 | 0 |
| NFL TOTALS | | 2 | 2 | 16 | 151 | 9.4 | 19 | 1 | 0 | 0 | 0.0 | 0 | 0 |

DIONTAE JOHNSON'S NFL REGULAR SEASON RETURN STATISTICS

| DATE | TEAM | RET. | KICKOFF RETURNS | | | | | PUNT RETURNS | | | | |
|------------|----------|------|-----------------|------|----|----|-----|--------------|------|------|-----|----|
| | | | YDS. | AVG. | LG | TD | NO. | FC | YDS. | AVG. | LG | TD |
| 2019 | Steelers | 0 | 0 | 0.0 | 0 | 0 | 20 | 7 | 248 | 12.4 | 85t | 1 |
| 2020 | Steelers | 1 | 24 | 24.0 | 24 | 0 | 8 | 2 | 58 | 7.3 | 18 | 0 |
| 2021 | Steelers | 0 | 0 | 0.0 | 0 | 0 | 0 | 0 | 0 | 0.0 | 0 | 0 |
| 2022 | Steelers | 0 | 0 | 0.0 | 0 | 0 | 0 | 0 | 0 | 0.0 | 0 | 0 |
| NFL TOTALS | | 1 | 24 | 24.0 | 24 | 0 | 28 | 9 | 306 | 10.9 | 85T | 1 |

DIONTAE JOHNSON'S NFL POSTSEASON RETURN STATISTICS

| DATE | TEAM | RET. | KICKOFF RETURNS | | | | | PUNT RETURNS | | | | |
|------------|----------|------|-----------------|------|----|----|-----|--------------|------|------|----|----|
| | | | YDS. | AVG. | LG | TD | NO. | FC | YDS. | AVG. | LG | TD |
| 2020 | Steelers | 0 | 0 | 0.0 | 0 | 0 | 0 | 0 | 0 | 0.0 | 0 | 0 |
| 2021 | Steelers | 0 | 0 | 0.0 | 0 | 0 | 0 | 0 | 0 | 0.0 | 0 | 0 |
| NFL TOTALS | | 0 | 0 | 0.0 | 0 | 0 | 0 | 0 | 0 | 0.0 | 0 | 0 |

SINGLE-GAME HIGHS: RUSHING/RECEIVING

| | | | |
|----------------------|---|---------------------------|--|
| Rush Attempts | 2 vs. New York Jets, Oct 02, 2022 | Longest Kickoff Return | 24 vs. Denver Broncos, Sep 20, 2020 |
| | 2 vs. Chicago Bears, Nov 08, 2021 | Fair Catches | 3 vs. Buffalo Bills, Dec 15, 2019 |
| Rushing Yards | 25 vs. Seattle Seahawks, Oct 17, 2021 | | 2 at Cincinnati Bengals, Nov 24, 2019 |
| | 17 vs. Cleveland Browns, Dec 01, 2019 | Punt Return Yards | 86 at Arizona Cardinals, Dec 08, 2019 |
| Longest Runs | 25 vs. Seattle Seahawks, Oct 17, 2021 | | 40 at New York Jets, Dec 22, 2019 |
| | 17 vs. Cleveland Browns, Dec 01, 2019 | Longest Punt Return | 85t at Arizona Cardinals, Dec 08, 2019 |
| Receptions | 12 at Jacksonville Jaguars, Nov 22, 2020 | | 18 vs. Denver Broncos, Sep 20, 2020 |
| | 9 at Cincinnati Bengals, Nov 28, 2021 | Punt Returns | 4 at Cincinnati Bengals, Nov 24, 2019 |
| | ...4 more at 9. | | 3 at New York Giants, Sep 14, 2020 |
| Receiving Yards | 116 vs. Cincinnati Bengals, Nov 15, 2020 | ...2 more at 3. | |
| | 111 at Jacksonville Jaguars, Nov 22, 2020 | Punt Return TDs | 1 at Arizona Cardinals, Dec 08, 2019 |
| Receiving Average | 32.0 at Cleveland Browns, Jan 03, 2021 | Punt Return Average | 13.3 at New York Jets, Dec 22, 2019 |
| | 19.3 vs. Cincinnati Bengals, Nov 15, 2020 | | 7.3 vs. Los Angeles Rams, Nov 10, 2019 |
| Longest Receptions | 50 at Cleveland Browns, Oct 31, 2021 | Most TDs | 2 vs. Baltimore Ravens, Dec 05, 2021 |
| | 50t vs. Denver Broncos, Oct 10, 2021 | | 2 at Tennessee Titans, Oct 25, 2020 |
| Receiving TDs | 2 vs. Baltimore Ravens, Dec 05, 2021 | ...1 more at 2. | |
| | 2 at Tennessee Titans, Oct 25, 2020 | Miscellaneous Tackles | 1 at Green Bay Packers, Oct 03, 2021 |
| All-Purpose Yards | 162 at Arizona Cardinals, Dec 08, 2019 | | 1 at Cincinnati Bengals, Dec 21, 2020 |
| | 141 vs. Denver Broncos, Sep 20, 2020 | ...2 more at 1. | |
| Kickoff Returns | 1 vs. Denver Broncos, Sep 20, 2020 | Longest Own Fumble Return | 4 vs. Indianapolis Colts, Dec 27, 2020 |
| Kickoff Return Yards | 24 vs. Denver Broncos, Sep 20, 2020 | | |

SINGLE-GAME HIGHS - POSTSEASON: RECEIVING

| | | | |
|--------------------|---|-------------------|--|
| Receptions | 11 vs. Cleveland Browns, Jan 10, 2021 | Receiving TDs | 1 at Kansas City Chiefs, Jan 16, 2022 |
| | 5 at Kansas City Chiefs, Jan 16, 2022 | All-Purpose Yards | 117 vs. Cleveland Browns, Jan 10, 2021 |
| Receiving Yards | 117 vs. Cleveland Browns, Jan 10, 2021 | | 34 at Kansas City Chiefs, Jan 16, 2022 |
| | 34 at Kansas City Chiefs, Jan 16, 2022 | Most TDs | 1 at Kansas City Chiefs, Jan 16, 2022 |
| Receiving Average | 10.6 vs. Cleveland Browns, Jan 10, 2021 | | |
| | 6.8 at Kansas City Chiefs, Jan 16, 2022 | | |
| Longest Receptions | 19 vs. Cleveland Browns, Jan 10, 2021 | | |
| | 15 vs. Cleveland Browns, Jan 10, 2021 | | |
| | 15 vs. Cleveland Browns, Jan 10, 2021 | | |
| | 15 vs. Cleveland Browns, Jan 10, 2021 | | |
| | 13t at Kansas City Chiefs, Jan 16, 2022 | | |

100-YARD RECEIVING GAMES (5): REGULAR SEASON

| DATE | TEAM | NO. | YDS. | AVG. | LG | TD |
|----------|-------------|-----|------|------|-----|----|
| 11/15/20 | BENGALS | 6 | 116 | 19.3 | 46 | 1 |
| 11/22/20 | at Jaguars | 12 | 111 | 9.3 | 23 | 0 |
| 09/19/21 | RAIDERS | 9 | 105 | 11.7 | 41 | 0 |
| 11/21/21 | at Chargers | 7 | 101 | 14.4 | 32 | 1 |
| 12/05/21 | RAVENS | 8 | 105 | 13.1 | 29t | 2 |

100-YARD RECEIVING GAMES (1): POSTSEASON

| DATE | TEAM | NO. | YDS. | AVG. | LG | TD |
|----------|--------|-----|------|------|----|----|
| 01/10/21 | BROWNS | 11 | 117 | 10.6 | 19 | 0 |

2022 GAME-BY-GAME REGULAR-SEASON STATISTICS (STEELERS)

| DATE | OPPONENT | P/S | RECEIVING | | | | | RUSHING | | | | | W/L | SCORE |
|-------------|------------|-----|-----------|------|------|----|----|---------|------|------|----|----|-----|--------|
| | | | NO. | YDS. | AVG. | LG | TD | NO. | YDS. | AVG. | LG | TD | | |
| 09/11 | at Bengals | S | 7 | 55 | 7.9 | 25 | 0 | 0 | 0 | 0.0 | 0 | 0 | W | 23-20+ |
| 09/18 | Patriots | S | 6 | 57 | 9.5 | 17 | 0 | 0 | 0 | 0.0 | 0 | 0 | L | 14-17 |
| 09/22 | at Browns | S | 8 | 84 | 10.5 | 16 | 0 | 0 | 0 | 0.0 | 0 | 0 | L | 17-29 |
| 10/02 | Jets | S | 2 | 11 | 5.5 | 6 | 0 | 2 | 11 | 5.5 | 8 | 0 | L | 20-24 |
| 10/09 | at Bills | S | 5 | 60 | 12.0 | 23 | 0 | 0 | 0 | 0.0 | 0 | 0 | L | 3-38 |
| 2022 TOTALS | | 5-5 | 28 | 267 | 9.5 | 25 | 0 | 2 | 11 | 5.5 | 8 | 0 | 1-4 | |

+ - Overtime

2021 GAME-BY-GAME REGULAR-SEASON STATISTICS (STEELERS)

| DATE | OPPONENT | P/S | RECEIVING | | | | | RUSHING | | | | | W/L/T | SCORE |
|-------------|-------------|-------|-----------|-------|------|-----|----|------------------|------|------|----|----|-------|--------|
| | | | NO. | YDS. | AVG. | LG | TD | NO. | YDS. | AVG. | LG | TD | | |
| 09/12 | at Bills | S | 5 | 36 | 7.2 | 14 | 1 | 0 | 0 | 0.0 | 0 | 0 | W | 23-16 |
| 09/19 | Raiders | S | 9 | 105 | 11.7 | 41 | 0 | 0 | 0 | 0.0 | 0 | 0 | L | 17-26 |
| 09/26 | Bengals | | | | | | | ON INACTIVE LIST | | | | | L | 10-24 |
| 10/03 | at Packers | S | 9 | 92 | 10.2 | 45t | 1 | 0 | 0 | 0.0 | 0 | 0 | L | 17-27 |
| 10/10 | Broncos | S | 2 | 72 | 36.0 | 50t | 1 | 0 | 0 | 0.0 | 0 | 0 | W | 27-19 |
| 10/17 | Seahawks | S | 9 | 71 | 7.9 | 23 | 0 | 1 | 25 | 25.0 | 25 | 0 | W | 23-20+ |
| 10/31 | at Browns | S | 6 | 98 | 16.3 | 50 | 0 | 0 | 0 | 0.0 | 0 | 0 | W | 15-10 |
| 11/08 | Bears | P | 5 | 56 | 11.2 | 22 | 0 | 2 | 11 | 5.5 | 11 | 0 | W | 29-27 |
| 11/14 | Lions | S | 7 | 83 | 11.9 | 36 | 0 | 0 | 0 | 0.0 | 0 | 0 | T | 16-16 |
| 11/21 | at Chargers | S | 7 | 101 | 14.4 | 32 | 1 | 0 | 0 | 0.0 | 0 | 0 | L | 37-41 |
| 11/28 | at Bengals | S | 9 | 95 | 10.6 | 16 | 0 | 0 | 0 | 0.0 | 0 | 0 | L | 10-41 |
| 12/05 | Ravens | S | 8 | 105 | 13.1 | 29t | 2 | 0 | 0 | 0.0 | 0 | 0 | W | 20-19 |
| 12/09 | at Vikings | S | 5 | 76 | 15.2 | 37 | 0 | 1 | 7 | 7.0 | 7 | 0 | L | 28-36 |
| 12/19 | Titans | S | 5 | 38 | 7.6 | 16 | 0 | 1 | 10 | 10.0 | 10 | 0 | W | 19-13 |
| 12/26 | at Chiefs | S | 6 | 51 | 8.5 | 18 | 1 | 0 | 0 | 0.0 | 0 | 0 | L | 10-36 |
| 01/03 | Browns | S | 8 | 31 | 3.9 | 10 | 1 | 0 | 0 | 0.0 | 0 | 0 | W | 26-14 |
| 01/09 | at Ravens | P | 7 | 51 | 7.3 | 16 | 0 | 0 | 0 | 0.0 | 0 | 0 | W | 16-13+ |
| 2021 TOTALS | | 16-14 | 107 | 1,161 | 10.9 | 50T | 8 | 5 | 53 | 10.6 | 25 | 0 | 9-7-1 | |

+ - Overtime

2020 GAME-BY-GAME REGULAR-SEASON STATISTICS (STEELERS)

| | | | RECEIVING | | | | | RUSHING | | | | | W/L | SCORE |
|-------------|---------------|-------|-----------|------|------|-----|----|---------|------|------|----|----|------|-------|
| DATE | OPPONENT | P/S | NO. | YDS. | AVG. | LG | TD | NO. | YDS. | AVG. | LG | TD | | |
| 09/14 | at Giants | S | 6 | 57 | 9.5 | 18 | 0 | 0 | 0 | 0.0 | 0 | 0 | W | 26-16 |
| 09/20 | Broncos | S | 8 | 92 | 11.5 | 28t | 1 | 0 | 0 | 0.0 | 0 | 0 | W | 26-21 |
| 09/27 | Texans | S | 0 | 0 | 0.0 | 0 | 0 | 1 | 9 | 9.0 | 9 | 0 | W | 28-21 |
| 10/11 | Eagles | S | 1 | -2 | -2.0 | -2 | 0 | 0 | 0 | 0.0 | 0 | 0 | W | 38-29 |
| 10/18 | Browns | | | | | | | | | | | | W | 38-7 |
| 10/25 | at Titans | S | 9 | 80 | 8.9 | 14 | 2 | 0 | 0 | 0.0 | 0 | 0 | W | 27-24 |
| 11/01 | at Ravens | S | 1 | 6 | 6.0 | 6 | 0 | 0 | 0 | 0.0 | 0 | 0 | W | 28-24 |
| 11/08 | at Cowboys | S | 6 | 77 | 12.8 | 42 | 0 | 1 | 4 | 4.0 | 4 | 0 | W | 24-19 |
| 11/15 | Bengals | S | 6 | 116 | 19.3 | 46 | 1 | 0 | 0 | 0.0 | 0 | 0 | W | 36-10 |
| 11/22 | at Jaguars | S | 12 | 111 | 9.3 | 23 | 0 | 0 | 0 | 0.0 | 0 | 0 | W | 27-3 |
| 12/02 | Ravens | S | 8 | 46 | 5.8 | 11 | 0 | 0 | 0 | 0.0 | 0 | 0 | W | 19-14 |
| 12/07 | Football Team | P | 8 | 71 | 8.9 | 17 | 1 | 0 | 0 | 0.0 | 0 | 0 | L | 17-23 |
| 12/13 | at Bills | S | 4 | 40 | 10.0 | 17 | 0 | 0 | 0 | 0.0 | 0 | 0 | L | 15-26 |
| 12/21 | at Bengals | S | 8 | 59 | 7.4 | 23t | 1 | 0 | 0 | 0.0 | 0 | 0 | L | 17-27 |
| 12/27 | Colts | S | 8 | 74 | 9.3 | 39t | 1 | 1 | 2 | 2.0 | 2 | 0 | W | 28-24 |
| 01/03 | at Browns | P | 3 | 96 | 32.0 | 47 | 0 | 0 | 0 | 0.0 | 0 | 0 | L | 22-24 |
| 2020 TOTALS | | 15-13 | 88 | 923 | 10.5 | 47 | 7 | 3 | 15 | 5.0 | 9 | 0 | 12-4 | |

2019 GAME-BY-GAME REGULAR-SEASON STATISTICS (STEELERS)

| | | | RECEIVING | | | | | RUSHING | | | | | W/L | SCORE |
|-------------|--------------|-------|-----------|------|------|-----|----|---------|------|------|----|----|-----|--------|
| DATE | OPPONENT | P/S | NO. | YDS. | AVG. | LG | TD | NO. | YDS. | AVG. | LG | TD | | |
| 09/08 | at Patriots | P | 3 | 25 | 8.3 | 9 | 0 | 0 | 0 | 0.0 | 0 | 0 | L | 3-33 |
| 09/15 | Seahawks | P | 1 | 17 | 17.0 | 17 | 0 | 0 | 0 | 0.0 | 0 | 0 | L | 26-28 |
| 09/22 | at 49ers | S | 3 | 52 | 17.3 | 39t | 1 | 1 | 6 | 6.0 | 6 | 0 | L | 20-24 |
| 09/30 | Bengals | S | 6 | 77 | 12.8 | 43t | 1 | 0 | 0 | 0.0 | 0 | 0 | W | 27-3 |
| 10/06 | Ravens | S | 5 | 27 | 5.4 | 13 | 0 | 0 | 0 | 0.0 | 0 | 0 | L | 23-26+ |
| 10/13 | at Chargers | S | 2 | 14 | 7.0 | 7 | 0 | 0 | 0 | 0.0 | 0 | 0 | W | 24-17 |
| 10/28 | Dolphins | S | 5 | 84 | 16.8 | 45t | 1 | 0 | 0 | 0.0 | 0 | 0 | W | 27-14 |
| 11/03 | Colts | S | 1 | 3 | 3.0 | 3 | 0 | 1 | 2 | 2.0 | 2 | 0 | W | 26-24 |
| 11/10 | Rams | S | 4 | 64 | 16.0 | 30 | 0 | 0 | 0 | 0.0 | 0 | 0 | W | 17-12 |
| 11/14 | at Browns | S | 2 | 17 | 8.5 | 13 | 0 | 0 | 0 | 0.0 | 0 | 0 | L | 7-21 |
| 11/24 | at Bengals | P | 3 | 29 | 9.7 | 14 | 0 | 0 | 0 | 0.0 | 0 | 0 | W | 16-10 |
| 12/01 | Browns | S | 1 | 14 | 14.0 | 14 | 0 | 1 | 17 | 17.0 | 17 | 0 | W | 20-13 |
| 12/08 | at Cardinals | S | 6 | 60 | 10.0 | 18 | 1 | 1 | 16 | 16.0 | 16 | 0 | W | 23-17 |
| 12/15 | Bills | P | 5 | 62 | 12.4 | 29 | 0 | 0 | 0 | 0.0 | 0 | 0 | L | 10-17 |
| 12/22 | at Jets | S | 8 | 81 | 10.1 | 29t | 1 | 0 | 0 | 0.0 | 0 | 0 | L | 10-16 |
| 12/29 | at Ravens | S | 4 | 54 | 13.5 | 21 | 0 | 0 | 0 | 0.0 | 0 | 0 | L | 10-28 |
| 2019 TOTALS | | 16-12 | 59 | 680 | 11.5 | 45T | 5 | 4 | 41 | 10.3 | 17 | 0 | 8-8 | |

+ - Overtime

2021 GAME-BY-GAME REGULAR-SEASON STATISTICS (STEELERS)

| | | | KICKOFF RETURNS | | | | | PUNT RETURNS | | | | | W/L | SCORE |
|-------------|-------------|-------|-----------------|-----|-----|----|----|--------------|----|-----|-----|----|-----|-------|
| DATE | OPPONENT | P/S | RET | YDS | AVG | LG | TD | NO | FC | YDS | AVG | LG | TD | |
| 09/12 | at Bills | S | 0 | 0 | 0.0 | 0 | 0 | 0 | 0 | 0 | 0.0 | 0 | 0 | W |
| 09/19 | Raiders | S | 0 | 0 | 0.0 | 0 | 0 | 0 | 0 | 0 | 0.0 | 0 | 0 | L |
| 09/26 | Bengals | | | | | | | | | | | | L | 10-24 |
| 10/03 | at Packers | S | 0 | 0 | 0.0 | 0 | 0 | 0 | 0 | 0 | 0.0 | 0 | 0 | L |
| 10/10 | Broncos | S | 0 | 0 | 0.0 | 0 | 0 | 0 | 0 | 0 | 0.0 | 0 | 0 | W |
| 10/17 | Seahawks | S | 0 | 0 | 0.0 | 0 | 0 | 0 | 0 | 0 | 0.0 | 0 | 0 | W |
| 10/31 | at Browns | S | 0 | 0 | 0.0 | 0 | 0 | 0 | 0 | 0 | 0.0 | 0 | 0 | W |
| 11/08 | Bears | P | 0 | 0 | 0.0 | 0 | 0 | 0 | 0 | 0 | 0.0 | 0 | 0 | W |
| 11/14 | Lions | S | 0 | 0 | 0.0 | 0 | 0 | 0 | 0 | 0 | 0.0 | 0 | 0 | T |
| 11/21 | at Chargers | S | 0 | 0 | 0.0 | 0 | 0 | 0 | 0 | 0 | 0.0 | 0 | 0 | L |
| 11/28 | at Bengals | S | 0 | 0 | 0.0 | 0 | 0 | 0 | 0 | 0 | 0.0 | 0 | 0 | L |
| 12/05 | Ravens | S | 0 | 0 | 0.0 | 0 | 0 | 0 | 0 | 0 | 0.0 | 0 | 0 | W |
| 12/09 | at Vikings | S | 0 | 0 | 0.0 | 0 | 0 | 0 | 0 | 0 | 0.0 | 0 | 0 | L |
| 12/19 | Titans | S | 0 | 0 | 0.0 | 0 | 0 | 0 | 0 | 0 | 0.0 | 0 | 0 | W |
| 12/26 | at Chiefs | S | 0 | 0 | 0.0 | 0 | 0 | 0 | 0 | 0 | 0.0 | 0 | 0 | L |
| 01/03 | Browns | S | 0 | 0 | 0.0 | 0 | 0 | 0 | 0 | 0 | 0.0 | 0 | 0 | W |
| 01/09 | at Ravens | P | 0 | 0 | 0.0 | 0 | 0 | 0 | 0 | 0 | 0.0 | 0 | 0 | W |
| 2021 TOTALS | | 16-14 | 0 | 0 | 0.0 | 0 | 0 | 0 | 0 | 0 | 0.0 | 0 | 0 | 9-7 |

+ - Overtime

2020 GAME-BY-GAME REGULAR-SEASON STATISTICS (STEELERS)

| DATE | OPPONENT | P/S | KICKOFF RETURNS | | | | | PUNT RETURNS | | | | | W/L | SCORE |
|-------------|---------------|-------|-----------------|-----|------|----|----|------------------|----|-----|------|----|-----|---------|
| | | | RET | YDS | AVG | LG | TD | NO | FC | YDS | AVG | LG | | |
| 09/14 | at Giants | S | 0 | 0 | 0.0 | 0 | 0 | 3 | 1 | 13 | 4.3 | 12 | 0 | W 26-16 |
| 09/20 | Broncos | S | 1 | 24 | 24.0 | 24 | 0 | 2 | 0 | 25 | 12.5 | 18 | 0 | W 26-21 |
| 09/27 | Texans | S | 0 | 0 | 0.0 | 0 | 0 | 0 | 1 | 0 | 0.0 | 0 | 0 | W 28-21 |
| 10/11 | Eagles | S | 0 | 0 | 0.0 | 0 | 0 | 2 | 0 | 12 | 6.0 | 6 | 0 | W 38-29 |
| 10/18 | Browns | | | | | | | ON INACTIVE LIST | | | | | W | 38-7 |
| 10/25 | at Titans | S | 0 | 0 | 0.0 | 0 | 0 | 0 | 0 | 0 | 0.0 | 0 | 0 | W 27-24 |
| 11/01 | at Ravens | S | 0 | 0 | 0.0 | 0 | 0 | 0 | 0 | 0 | 0.0 | 0 | 0 | W 28-24 |
| 11/08 | at Cowboys | S | 0 | 0 | 0.0 | 0 | 0 | 0 | 0 | 0 | 0.0 | 0 | 0 | W 24-19 |
| 11/15 | Bengals | S | 0 | 0 | 0.0 | 0 | 0 | 0 | 0 | 0 | 0.0 | 0 | 0 | W 36-10 |
| 11/22 | at Jaguars | S | 0 | 0 | 0.0 | 0 | 0 | 0 | 0 | 0 | 0.0 | 0 | 0 | W 27-3 |
| 12/02 | Ravens | S | 0 | 0 | 0.0 | 0 | 0 | 0 | 0 | 0 | 0.0 | 0 | 0 | W 19-14 |
| 12/07 | Football Team | P | 0 | 0 | 0.0 | 0 | 0 | 0 | 0 | 0 | 0.0 | 0 | 0 | L 17-23 |
| 12/13 | at Bills | S | 0 | 0 | 0.0 | 0 | 0 | 0 | 0 | 0 | 0.0 | 0 | 0 | L 15-26 |
| 12/21 | at Bengals | S | 0 | 0 | 0.0 | 0 | 0 | 0 | 0 | 0 | 0.0 | 0 | 0 | L 17-27 |
| 12/27 | Colts | S | 0 | 0 | 0.0 | 0 | 0 | 1 | 0 | 8 | 8.0 | 8 | 0 | W 28-24 |
| 01/03 | at Browns | P | 0 | 0 | 0.0 | 0 | 0 | 0 | 0 | 0 | 0.0 | 0 | 0 | L 22-24 |
| 2020 TOTALS | | 15-13 | 1 | 24 | 24.0 | 24 | 0 | 8 | 2 | 58 | 7.3 | 18 | 0 | 12-4 |

2019 GAME-BY-GAME REGULAR-SEASON STATISTICS (STEELERS)

| DATE | OPPONENT | P/S | KICKOFF RETURNS | | | | | PUNT RETURNS | | | | | W/L | SCORE |
|-------------|--------------|-------|-----------------|-----|-----|----|----|--------------|----|-----|------|-----|-----|----------|
| | | | RET | YDS | AVG | LG | TD | NO | FC | YDS | AVG | LG | | |
| 09/08 | at Patriots | P | 0 | 0 | 0.0 | 0 | 0 | 0 | 0 | 0 | 0.0 | 0 | 0 | L 3-33 |
| 09/15 | Seahawks | P | 0 | 0 | 0.0 | 0 | 0 | 1 | 0 | 11 | 11.0 | 11 | 0 | L 26-28 |
| 09/22 | at 49ers | S | 0 | 0 | 0.0 | 0 | 0 | 0 | 0 | 0 | 0.0 | 0 | 0 | L 20-24 |
| 09/30 | Bengals | S | 0 | 0 | 0.0 | 0 | 0 | 0 | 0 | 0 | 0.0 | 0 | 0 | W 27-3 |
| 10/06 | Ravens | S | 0 | 0 | 0.0 | 0 | 0 | 0 | 0 | 0 | 0.0 | 0 | 0 | L 23-26+ |
| 10/13 | at Chargers | S | 0 | 0 | 0.0 | 0 | 0 | 0 | 0 | 0 | 0.0 | 0 | 0 | W 24-17 |
| 10/28 | Dolphins | S | 0 | 0 | 0.0 | 0 | 0 | 0 | 0 | 0 | 0.0 | 0 | 0 | W 27-14 |
| 11/03 | Colts | S | 0 | 0 | 0.0 | 0 | 0 | 0 | 0 | 0 | 0.0 | 0 | 0 | W 26-24 |
| 11/10 | Rams | S | 0 | 0 | 0.0 | 0 | 0 | 3 | 0 | 22 | 7.3 | 14 | 0 | W 17-12 |
| 11/14 | at Browns | S | 0 | 0 | 0.0 | 0 | 0 | 1 | 1 | 10 | 10.0 | 10 | 0 | L 7-21 |
| 11/24 | at Bengals | P | 0 | 0 | 0.0 | 0 | 0 | 4 | 2 | 21 | 5.3 | 7 | 0 | W 16-10 |
| 12/01 | Browns | S | 0 | 0 | 0.0 | 0 | 0 | 2 | 0 | 14 | 7.0 | 13 | 0 | W 20-13 |
| 12/08 | at Cardinals | S | 0 | 0 | 0.0 | 0 | 0 | 2 | 1 | 86 | 43.0 | 85t | 1 | W 23-17 |
| 12/15 | Bills | P | 0 | 0 | 0.0 | 0 | 0 | 2 | 3 | 20 | 10.0 | 13 | 0 | L 10-17 |
| 12/22 | at Jets | S | 0 | 0 | 0.0 | 0 | 0 | 3 | 0 | 40 | 13.3 | 17 | 0 | L 10-16 |
| 12/29 | at Ravens | S | 0 | 0 | 0.0 | 0 | 0 | 2 | 0 | 24 | 12.0 | 13 | 0 | L 10-28 |
| 2019 TOTALS | | 16-12 | 0 | 0 | 0.0 | 0 | 0 | 20 | 7 | 248 | 12.4 | 85T | 1 | 8-8 |

+ - Overtime



48

JAMIR JONES

LINEBACKER

HEIGHT: 6-3

WEIGHT: 255

COLLEGE: Notre Dame

BORN: June 14, 1998

BIRTHPLACE: Rochester, NY

HOW ACQUIRED: W 22 (JAX)

NFL EXPERIENCE: 2nd year

JAMIR JONES' NFL REGULAR SEASON DEFENSIVE STATISTICS


| | | TACKLES | | | | | | | | | | INTERCEPTIONS | | | | | O. FUMB | | | | ST | | | | MISC | | | |
|--------------------------------------|----------|---------|----|----|---|---|-----|-----|-----|-----|-----|---------------|-----|----|----|----|---------|----|----|-----|----|---|---|----|------|---|---|---|
| DATE | TEAM | GP | GS | TK | S | A | TFL | YDS | SK | YDS | QBH | NO | YDS | LG | TD | PD | FF | FR | TD | YDS | TK | S | A | FF | FR | S | A | |
| 2020 | Texans | 0 | 0 | 0 | 0 | 0 | 0 | 0 | 0.0 | 0.0 | 0 | 0 | 0 | 0 | 0 | 0 | 0 | 0 | 0 | 0 | 0 | 0 | 0 | 0 | 0 | 0 | 0 | |
| 2021 | Steelers | 3 | 1 | 1 | 1 | 0 | 0 | 0 | 0.0 | 0.0 | 1 | 0 | 0 | 0 | 0 | 0 | 0 | 0 | 0 | 0 | 0 | 2 | 2 | 0 | 0 | 0 | 0 | |
| Went from Pittsburgh to L.A. Rams. | | | | | | | | | | | | | | | | | | | | | | | | | | | | |
| 2021 | Rams | 10 | 0 | 3 | 1 | 2 | 0 | 0 | 0.0 | 0.0 | 1 | 0 | 0 | 0 | 0 | 0 | 0 | 0 | 0 | 0 | 0 | 2 | 2 | 0 | 0 | 0 | 0 | |
| Went from L.A. Rams to Jacksonville. | | | | | | | | | | | | | | | | | | | | | | | | | | | | |
| 2021 | Jaguars | 2 | 0 | 2 | 1 | 1 | 0 | 0 | 0.0 | 0.0 | 0 | 0 | 0 | 0 | 0 | 0 | 0 | 0 | 0 | 0 | 0 | 0 | 0 | 0 | 0 | 0 | 0 | |
| 2021 | TOTAL | 15 | 1 | 6 | 3 | 3 | 0 | 0 | 0.0 | 0.0 | 2 | 0 | 0 | 0 | 0 | 0 | 0 | 0 | 0 | 0 | 0 | 4 | 4 | 0 | 0 | 0 | 0 | |
| 2022 | Jaguars | 0 | 0 | 0 | 0 | 0 | 0 | 0 | 0.0 | 0.0 | 0 | 0 | 0 | 0 | 0 | 0 | 0 | 0 | 0 | 0 | 0 | 0 | 0 | 0 | 0 | 0 | 0 | |
| NFL TOTALS | | 15 | 1 | 6 | 3 | 3 | 0 | 0 | 0.0 | 0.0 | 2 | 0 | 0 | 0 | 0 | 0 | 0 | 0 | 0 | 0 | 0 | 4 | 4 | 0 | 0 | 0 | 0 | 0 |

SINGLE-GAME HIGHS: DEFENSIVE

| | | | |
|---------------|---|-----------------------|---------------------------------------|
| Total Tackles | 2 at Cleveland Browns, Sep 22, 2022 | Passes Defensed | 1 at Cincinnati Bengals, Sep 11, 2022 |
| | 2 at New England Patriots, Jan 02, 2022 | Special Teams Tackles | 1 at Cincinnati Bengals, Sep 11, 2022 |
| Solo Tackles | 2 at Cleveland Browns, Sep 22, 2022 | | 1 vs. Tennessee Titans, Nov 07, 2021 |
| | 1 at Pittsburgh Steelers, Sep 18, 2022 | | ...3 more at 1. |
| | ...3 more at 1. | | |

2021 GAME-BY-GAME REGULAR-SEASON STATISTICS (STEELERS/RAMS/JAGUARS)

| DATE | OPPONENT | P/S | TACKLES | | | | | | | INTERCEPTIONS | | | | | O. FUMB | | | ST | | | MISC | | W/L | SCORE | | | |
|-----------------------------|--------------|------|---------|---|---|-----|-----|-----|-----|---------------|----|-----|----|----|---------|----|----|----|-----|----|------|---|-----|-------|----|-------|---|
| | | | TK | S | A | SK | YDS | TFL | YDS | QBH | NO | YDS | LG | TD | PD | FF | FR | TD | YDS | TK | S | A | | | FF | FR | S |
| 09/12 | at Bills | P | 0 | 0 | 0 | 0.0 | 0.0 | 0 | 0 | 0 | 0 | 0 | 0 | 0 | 0 | 0 | 0 | 0 | 0 | 0 | 0 | 0 | 0 | 0 | W | 23-16 | |
| 09/19 | Raiders | P | 1 | 1 | 0 | 0.0 | 0.0 | 0 | 0 | 1 | 0 | 0 | 0 | 0 | 0 | 0 | 0 | 0 | 1 | 1 | 0 | 0 | 0 | 0 | L | 17-26 | |
| 09/26 | Bengals | S | 0 | 0 | 0 | 0.0 | 0.0 | 0 | 0 | 0 | 0 | 0 | 0 | 0 | 0 | 0 | 0 | 0 | 1 | 1 | 0 | 0 | 0 | 0 | L | 10-24 | |
| Went from Steelers to Rams. | | | | | | | | | | | | | | | | | | | | | | | | | | | |
| ON INACTIVE LIST | | | | | | | | | | | | | | | | | | | | | | | | | | | |
| 10/03 | Cardinals | | | | | | | | | | | | | | | | | | | | | | | | L | 20-37 | |
| 10/07 | at Seahawks | P | 0 | 0 | 0 | 0.0 | 0.0 | 0 | 0 | 0 | 0 | 0 | 0 | 0 | 0 | 0 | 0 | 0 | 0 | 0 | 0 | 0 | 0 | 0 | W | 26-17 | |
| 10/17 | at Giants | P | 1 | 0 | 1 | 0.0 | 0.0 | 0 | 0 | 1 | 0 | 0 | 0 | 0 | 0 | 0 | 0 | 0 | 1 | 1 | 0 | 0 | 0 | 0 | W | 38-11 | |
| 10/24 | Lions | P | 1 | 1 | 0 | 0.0 | 0.0 | 0 | 0 | 0 | 0 | 0 | 0 | 0 | 0 | 0 | 0 | 0 | 0 | 0 | 0 | 0 | 0 | 0 | W | 28-19 | |
| 10/31 | at Texans | P | 0 | 0 | 0 | 0.0 | 0.0 | 0 | 0 | 0 | 0 | 0 | 0 | 0 | 0 | 0 | 0 | 0 | 0 | 0 | 0 | 0 | 0 | 0 | W | 38-22 | |
| 11/07 | Titans | P | 0 | 0 | 0 | 0.0 | 0.0 | 0 | 0 | 0 | 0 | 0 | 0 | 0 | 0 | 0 | 0 | 0 | 1 | 1 | 0 | 0 | 0 | 0 | L | 16-28 | |
| 11/15 | at 49ers | P | 0 | 0 | 0 | 0.0 | 0.0 | 0 | 0 | 0 | 0 | 0 | 0 | 0 | 0 | 0 | 0 | 0 | 0 | 0 | 0 | 0 | 0 | 0 | L | 10-31 | |
| 11/28 | at Packers | P | 0 | 0 | 0 | 0.0 | 0.0 | 0 | 0 | 0 | 0 | 0 | 0 | 0 | 0 | 0 | 0 | 0 | 0 | 0 | 0 | 0 | 0 | 0 | L | 28-36 | |
| 12/05 | Jaguars | P | 1 | 0 | 1 | 0.0 | 0.0 | 0 | 0 | 0 | 0 | 0 | 0 | 0 | 0 | 0 | 0 | 0 | 0 | 0 | 0 | 0 | 0 | 0 | W | 37-7 | |
| 12/13 | at Cardinals | P | 0 | 0 | 0 | 0.0 | 0.0 | 0 | 0 | 0 | 0 | 0 | 0 | 0 | 0 | 0 | 0 | 0 | 0 | 0 | 0 | 0 | 0 | 0 | W | 30-23 | |
| 12/21 | Seahawks | P | 0 | 0 | 0 | 0.0 | 0.0 | 0 | 0 | 0 | 0 | 0 | 0 | 0 | 0 | 0 | 0 | 0 | 0 | 0 | 0 | 0 | 0 | 0 | W | 20-10 | |
| 12/26 | at Vikings | | | | | | | | | | | | | | | | | | | | | | | | W | 30-23 | |
| DID NOT PLAY | | | | | | | | | | | | | | | | | | | | | | | | | | | |
| Went from Rams to Jaguars. | | | | | | | | | | | | | | | | | | | | | | | | | | | |
| 01/02 | at Patriots | P | 2 | 1 | 1 | 0.0 | 0.0 | 0 | 0 | 0 | 0 | 0 | 0 | 0 | 0 | 0 | 0 | 0 | 0 | 0 | 0 | 0 | 0 | 0 | L | 10-50 | |
| 01/09 | Colts | P | 0 | 0 | 0 | 0.0 | 0.0 | 0 | 0 | 0 | 0 | 0 | 0 | 0 | 0 | 0 | 0 | 0 | 0 | 0 | 0 | 0 | 0 | 0 | W | 26-11 | |
| 2021 TOTALS | | 15-1 | 6 | 3 | 3 | 0.0 | 0.0 | 0 | 0 | 2 | 0 | 0 | 0 | 0 | 0 | 0 | 0 | 0 | 4 | 4 | 0 | 0 | 0 | 0 | 0 | 10-7 | |



28

KILLEBREW

MILES KILLEBREW

SAFETY

HEIGHT: 6-2

WEIGHT: 222


COLLEGE: Southern Utah

BORN: May 10, 1993

BIRTHPLACE: Henderson, NV

HOW ACQUIRED: D4 '16

NFL EXPERIENCE: 7th year



MILES KILLEBREW'S NFL REGULAR SEASON DEFENSIVE STATISTICS

| DATE | TEAM | GP | GS | TACKLES | | | | | | | | INTERCEPTIONS | | | | | O. FUMB | | | | | ST | | | MISC | | |
|------------|----------|-----|----|---------|----|----|-----|-----|-----|-----|-----|---------------|-----|----|----|----|---------|----|----|-----|----|----|---|----|------|---|---|
| | | | | TK | S | A | TFL | YDS | SK | YDS | QBH | NO | YDS | LG | TD | PD | FF | FR | TD | YDS | TK | S | A | FF | FR | S | A |
| 2016 | Lions | 16 | 0 | 20 | 15 | 5 | 0 | 0 | 0.0 | 0.0 | 0 | 1 | 7 | 7 | 0 | 1 | 0 | 0 | 0 | 8 | 8 | 0 | 0 | 0 | 0 | 0 | |
| 2017 | Lions | 16 | 3 | 31 | 25 | 6 | 1 | 4 | 0.0 | 0.0 | 1 | 35 | 35 | 1 | 5 | 1 | 0 | 0 | 0 | 7 | 7 | 0 | 0 | 0 | 0 | 0 | |
| 2018 | Lions | 16 | 0 | 0 | 0 | 0 | 0 | 0 | 0.0 | 0.0 | 0 | 0 | 0 | 0 | 0 | 0 | 0 | 0 | 0 | 7 | 5 | 2 | 0 | 0 | 0 | 0 | |
| 2019 | Lions | 15 | 1 | 5 | 5 | 0 | 0 | 0 | 0.0 | 0.0 | 0 | 0 | 0 | 0 | 0 | 0 | 0 | 0 | 0 | 15 | 13 | 2 | 0 | 0 | 0 | 0 | |
| 2020 | Lions | 15 | 0 | 0 | 0 | 0 | 0 | 0 | 0.0 | 0.0 | 0 | 0 | 0 | 0 | 0 | 0 | 0 | 0 | 0 | 12 | 10 | 2 | 0 | 0 | 0 | 0 | |
| 2021 | Steelers | 17 | 0 | 6 | 5 | 1 | 1 | 0 | 0.0 | 0.0 | 0 | 0 | 0 | 0 | 0 | 0 | 0 | 0 | 0 | 7 | 4 | 3 | 0 | 0 | 0 | 0 | |
| 2022 | Steelers | 5 | 0 | 0 | 0 | 0 | 0 | 0 | 0.0 | 0.0 | 0 | 0 | 0 | 0 | 0 | 0 | 0 | 0 | 0 | 1 | 1 | 0 | 0 | 0 | 0 | 0 | |
| NFL TOTALS | | 100 | 4 | 62 | 50 | 12 | 2 | 4 | 0.0 | 0.0 | 1 | 2 | 42 | 35 | 1 | 6 | 1 | 0 | 0 | 57 | 48 | 9 | 0 | 0 | 0 | 0 | 0 |

MILES KILLEBREW'S NFL POSTSEASON DEFENSIVE STATISTICS

| DATE | TEAM | GP | GS | TACKLES | | | | | | | QBH | INTERCEPTIONS | | | | | O. FUMB | | | | | ST | | | | MISC | |
|------------|----------|----|----|---------|---|---|-----|-----|-----|-----|-----|---------------|-----|----|----|----|---------|----|----|-----|----|----|---|----|----|------|---|
| | | | | TK | S | A | TFL | YDS | SK | YDS | | NO | YDS | LG | TD | PD | FF | FR | TD | YDS | TK | S | A | FF | FR | S | A |
| 2016 | Lions | 1 | 0 | 1 | 1 | 0 | 0 | 0 | 0.0 | 0.0 | 0 | 0 | 0 | 0 | 0 | 0 | 0 | 0 | 0 | 0 | 0 | 0 | 0 | 0 | 0 | | |
| 2021 | Steelers | 1 | 0 | 1 | 0 | 1 | 0 | 0 | 0.0 | 0.0 | 0 | 0 | 0 | 0 | 0 | 0 | 0 | 2 | 1 | 1 | 0 | 0 | 0 | 0 | 0 | | |
| NFL TOTALS | | 2 | 0 | 2 | 1 | 1 | 0 | 0 | 0.0 | 0.0 | 0 | 0 | 0 | 0 | 0 | 0 | 0 | 2 | 1 | 1 | 0 | 0 | 0 | 0 | 0 | | |

SINGLE-GAME HIGHS: DEFENSIVE

| | | | |
|-----------------|--|---------------------------|--|
| Total Tackles | 8 vs. Atlanta Falcons, Sep 24, 2017 | Tackles For Loss | 1 at Minnesota Vikings, Dec 09, 2021 |
| | 5 vs. Jacksonville Jaguars, Nov 20, 2016 | | 1 vs. Arizona Cardinals, Sep 10, 2017 |
| Solo Tackles | 7 vs. Atlanta Falcons, Sep 24, 2017 | Interceptions | 1 vs. Arizona Cardinals, Sep 10, 2017 |
| | 4 vs. Minnesota Vikings, Nov 24, 2016 | | 1 at New Orleans Saints, Dec 04, 2016 |
| | ...1 more at 4. | Interception Return Yards | 35 vs. Arizona Cardinals, Sep 10, 2017 |
| Passes Defensed | 2 at Minnesota Vikings, Oct 01, 2017 | | 7 at New Orleans Saints, Dec 04, 2016 |
| | 2 vs. Arizona Cardinals, Sep 10, 2017 | Special Teams Tackles | 2 at Cleveland Browns, Oct 31, 2021 |
| Forced Fumbles | 1 at New Orleans Saints, Oct 15, 2017 | | 2 at Green Bay Packers, Oct 03, 2021 |
| | | | ...11 more at 2. |

SINGLE-GAME HIGHS - POSTSEASON: DEFENSIVE

| | | | |
|---------------|---------------------------------------|-----------------------|---------------------------------------|
| Total Tackles | 1 at Kansas City Chiefs, Jan 16, 2022 | Special Teams Tackles | 2 at Kansas City Chiefs, Jan 16, 2022 |
| | 1 at Seattle Seahawks, Jan 07, 2017 | | |
| Solo Tackles | 1 at Seattle Seahawks, Jan 07, 2017 | | |

2022 GAME-BY-GAME REGULAR-SEASON STATISTICS (STEELERS)

| DATE | OPPONENT | P/S | TACKLES | | | | | | | INTERCEPTIONS | | | | | O. FUMB | | | ST | | | MISC | | W/L | SCORE | | | | |
|--------------|------------|-----|---------|---|---|-----|-----|-----|-----|---------------|----|-----|----|----|---------|----|----|----|-----|----|------|---|-----|-------|----|-----|--------|---|
| | | | TK | S | A | SK | YDS | TFL | YDS | QBH | NO | YDS | LG | TD | PD | FF | FR | TD | YDS | TK | S | A | | | FF | FR | S | A |
| 09/11 | at Bengals | P | 0 | 0 | 0 | 0.0 | 0.0 | 0 | 0 | 0 | 0 | 0 | 0 | 0 | 0 | 0 | 0 | 0 | 0 | 0 | 0 | 0 | 0 | 0 | 0 | W | 23-20+ | |
| 09/18 | Patriots | P | 0 | 0 | 0 | 0.0 | 0.0 | 0 | 0 | 0 | 0 | 0 | 0 | 0 | 0 | 0 | 0 | 0 | 0 | 0 | 0 | 0 | 0 | 0 | 0 | L | 14-17 | |
| 09/22 | at Browns | P | 0 | 0 | 0 | 0.0 | 0.0 | 0 | 0 | 0 | 0 | 0 | 0 | 0 | 0 | 0 | 0 | 0 | 1 | 1 | 0 | 0 | 0 | 0 | 0 | L | 17-29 | |
| 10/02 | Jets | P | 0 | 0 | 0 | 0.0 | 0.0 | 0 | 0 | 0 | 0 | 0 | 0 | 0 | 0 | 0 | 0 | 0 | 0 | 0 | 0 | 0 | 0 | 0 | 0 | L | 20-24 | |
| 10/09 | at Bills | P | 0 | 0 | 0 | 0.0 | 0.0 | 0 | 0 | 0 | 0 | 0 | 0 | 0 | 0 | 0 | 0 | 0 | 0 | 0 | 0 | 0 | 0 | 0 | 0 | L | 3-38 | |
| 2022 TOTALS | | 5-0 | 0 | 0 | 0 | 0.0 | 0.0 | 0 | 0 | 0 | 0 | 0 | 0 | 0 | 0 | 0 | 0 | 0 | 1 | 1 | 0 | 0 | 0 | 0 | 0 | 1-4 | | |
| + - Overtime | | | | | | | | | | | | | | | | | | | | | | | | | | | | |

2021 GAME-BY-GAME REGULAR-SEASON STATISTICS (STEELERS)

| DATE | OPPONENT | P/S | TACKLES | | | | | | | INTERCEPTIONS | | | | | O. FUMB | | | | ST | | | | MISC | | W/L | SCORE | | | |
|-------------|-------------|------|---------|---|---|-----|-----|-----|-----|---------------|----|-----|----|----|---------|----|----|----|-----|----|---|---|------|----|-----|-------|--------|---|--|
| | | | TK | S | A | SK | YDS | TFL | YDS | QBH | NO | YDS | LG | TD | PD | FF | FR | TD | YDS | TK | S | A | FF | FR | | | S | A | |
| 09/12 | at Bills | P | 0 | 0 | 0 | 0.0 | 0.0 | 0 | 0 | 0 | 0 | 0 | 0 | 0 | 0 | 0 | 0 | 0 | 0 | 0 | 0 | 0 | 0 | 0 | 0 | W | 23-16 | | |
| 09/19 | Raiders | P | 0 | 0 | 0 | 0.0 | 0.0 | 0 | 0 | 0 | 0 | 0 | 0 | 0 | 0 | 0 | 0 | 0 | 0 | 0 | 0 | 0 | 0 | 0 | 0 | L | 17-26 | | |
| 09/26 | Bengals | P | 0 | 0 | 0 | 0.0 | 0.0 | 0 | 0 | 0 | 0 | 0 | 0 | 0 | 0 | 0 | 0 | 0 | 0 | 0 | 0 | 0 | 0 | 0 | 0 | L | 10-24 | | |
| 10/03 | at Packers | P | 0 | 0 | 0 | 0.0 | 0.0 | 0 | 0 | 0 | 0 | 0 | 0 | 0 | 0 | 0 | 0 | 0 | 2 | 1 | 1 | 0 | 0 | 0 | 0 | L | 17-27 | | |
| 10/10 | Broncos | P | 0 | 0 | 0 | 0.0 | 0.0 | 0 | 0 | 0 | 0 | 0 | 0 | 0 | 0 | 0 | 0 | 0 | 0 | 0 | 0 | 0 | 0 | 0 | 0 | W | 27-19 | | |
| 10/17 | Seahawks | P | 0 | 0 | 0 | 0.0 | 0.0 | 0 | 0 | 0 | 0 | 0 | 0 | 0 | 0 | 0 | 0 | 0 | 1 | 0 | 1 | 0 | 0 | 0 | 0 | W | 23-20+ | | |
| 10/31 | at Browns | P | 0 | 0 | 0 | 0.0 | 0.0 | 0 | 0 | 0 | 0 | 0 | 0 | 0 | 0 | 0 | 0 | 0 | 2 | 2 | 0 | 0 | 0 | 0 | 0 | W | 15-10 | | |
| 11/08 | Bears | P | 0 | 0 | 0 | 0.0 | 0.0 | 0 | 0 | 0 | 0 | 0 | 0 | 0 | 0 | 0 | 0 | 0 | 0 | 0 | 0 | 0 | 0 | 0 | 0 | W | 29-27 | | |
| 11/14 | Lions | P | 1 | 1 | 0 | 0.0 | 0.0 | 0 | 0 | 0 | 0 | 0 | 0 | 0 | 0 | 0 | 0 | 0 | 0 | 0 | 0 | 0 | 0 | 0 | 0 | T | 16-16 | | |
| 11/21 | at Chargers | P | 0 | 0 | 0 | 0.0 | 0.0 | 0 | 0 | 0 | 0 | 0 | 0 | 0 | 0 | 0 | 0 | 0 | 0 | 1 | 0 | 0 | 0 | 0 | 0 | L | 37-41 | | |
| 11/28 | at Bengals | P | 0 | 0 | 0 | 0.0 | 0.0 | 0 | 0 | 0 | 0 | 0 | 0 | 0 | 0 | 0 | 0 | 0 | 0 | 0 | 0 | 0 | 0 | 0 | 0 | L | 10-41 | | |
| 12/05 | Ravens | P | 0 | 0 | 0 | 0.0 | 0.0 | 0 | 0 | 0 | 0 | 0 | 0 | 0 | 0 | 0 | 0 | 0 | 1 | 0 | 1 | 0 | 0 | 0 | 0 | W | 20-19 | | |
| 12/09 | at Vikings | P | 2 | 2 | 0 | 0.0 | 0.0 | 1 | 0 | 0 | 0 | 0 | 0 | 0 | 0 | 0 | 0 | 0 | 0 | 0 | 0 | 0 | 0 | 0 | 0 | L | 28-36 | | |
| 12/19 | Titans | P | 1 | 1 | 0 | 0.0 | 0.0 | 0 | 0 | 0 | 0 | 0 | 0 | 0 | 0 | 0 | 0 | 0 | 0 | 0 | 0 | 0 | 0 | 0 | 0 | W | 19-13 | | |
| 12/26 | at Chiefs | P | 0 | 0 | 0 | 0.0 | 0.0 | 0 | 0 | 0 | 0 | 0 | 0 | 0 | 0 | 0 | 0 | 0 | 0 | 0 | 0 | 0 | 0 | 0 | 0 | L | 10-36 | | |
| 01/03 | Browns | P | 0 | 0 | 0 | 0.0 | 0.0 | 0 | 0 | 0 | 0 | 0 | 0 | 0 | 0 | 0 | 0 | 0 | 0 | 0 | 0 | 0 | 0 | 0 | 0 | W | 26-14 | | |
| 01/09 | at Ravens | P | 2 | 1 | 1 | 0.0 | 0.0 | 0 | 0 | 0 | 0 | 0 | 0 | 0 | 0 | 0 | 0 | 0 | 0 | 0 | 0 | 0 | 0 | 0 | 0 | W | 16-13+ | | |
| 2021 TOTALS | | 17-0 | 6 | 5 | 1 | 0.0 | 0.0 | 1 | 0 | 0 | 0 | 0 | 0 | 0 | 0 | 0 | 0 | 0 | 7 | 4 | 3 | 0 | 0 | 0 | 0 | 9-7-1 | | | |
| + Overtime | | | | | | | | | | | | | | | | | | | | | | | | | | | | | |

2020 GAME-BY-GAME REGULAR-SEASON STATISTICS (LIONS)

| DATE | OPPONENT | P/S | TACKLES | | | | | | | INTERCEPTIONS | | | | | O. FUMB | | | | ST | | | | MISC | | W/L | SCORE | |
|-------------|---------------|------|------------------|---|---|-----|-----|-----|-----|---------------|----|-----|----|----|---------|----|----|----|-----|----|---|---|------|----|-----|-------|-------|
| | | | TK | S | A | SK | YDS | TFL | YDS | QBH | NO | YDS | LG | TD | PD | FF | FR | TD | YDS | TK | S | A | FF | FR | | | S |
| 09/13 | Bears | P | 0 | 0 | 0 | 0.0 | 0.0 | 0 | 0 | 0 | 0 | 0 | 0 | 0 | 0 | 0 | 0 | 0 | 0 | 0 | 0 | 0 | 0 | 0 | 0 | L | 23-27 |
| 09/20 | at Packers | P | 0 | 0 | 0 | 0.0 | 0.0 | 0 | 0 | 0 | 0 | 0 | 0 | 0 | 0 | 0 | 0 | 0 | 0 | 0 | 0 | 0 | 0 | 0 | 0 | L | 21-42 |
| 09/27 | at Cardinals | P | 0 | 0 | 0 | 0.0 | 0.0 | 0 | 0 | 0 | 0 | 0 | 0 | 0 | 0 | 0 | 0 | 0 | 0 | 1 | 1 | 0 | 0 | 0 | 0 | W | 26-23 |
| 10/04 | Saints | P | 0 | 0 | 0 | 0.0 | 0.0 | 0 | 0 | 0 | 0 | 0 | 0 | 0 | 0 | 0 | 0 | 0 | 2 | 2 | 0 | 0 | 0 | 0 | 0 | L | 29-35 |
| 10/18 | at Jaguars | P | 0 | 0 | 0 | 0.0 | 0.0 | 0 | 0 | 0 | 0 | 0 | 0 | 0 | 0 | 0 | 0 | 0 | 2 | 0 | 2 | 0 | 0 | 0 | 0 | W | 34-16 |
| 10/25 | at Falcons | | ON INACTIVE LIST | | | | | | | | | | | | | | | | | | | | | | | W | 23-22 |
| 11/01 | Colts | P | 0 | 0 | 0 | 0.0 | 0.0 | 0 | 0 | 0 | 0 | 0 | 0 | 0 | 0 | 0 | 0 | 0 | 1 | 1 | 0 | 0 | 0 | 0 | 0 | L | 21-41 |
| 11/08 | at Vikings | P | 0 | 0 | 0 | 0.0 | 0.0 | 0 | 0 | 0 | 0 | 0 | 0 | 0 | 0 | 0 | 0 | 0 | 1 | 1 | 0 | 0 | 0 | 0 | 0 | L | 20-34 |
| 11/15 | Football Team | P | 0 | 0 | 0 | 0.0 | 0.0 | 0 | 0 | 0 | 0 | 0 | 0 | 0 | 0 | 0 | 0 | 0 | 1 | 1 | 0 | 0 | 0 | 0 | 0 | W | 30-27 |
| 11/22 | at Panthers | P | 0 | 0 | 0 | 0.0 | 0.0 | 0 | 0 | 0 | 0 | 0 | 0 | 0 | 0 | 0 | 0 | 0 | 0 | 1 | 1 | 0 | 0 | 0 | 0 | L | 0-20 |
| 11/26 | Texans | P | 0 | 0 | 0 | 0.0 | 0.0 | 0 | 0 | 0 | 0 | 0 | 0 | 0 | 0 | 0 | 0 | 0 | 0 | 0 | 0 | 0 | 0 | 0 | 0 | L | 25-41 |
| 12/06 | at Bears | P | 0 | 0 | 0 | 0.0 | 0.0 | 0 | 0 | 0 | 0 | 0 | 0 | 0 | 0 | 0 | 0 | 0 | 0 | 1 | 1 | 0 | 0 | 0 | 0 | W | 34-30 |
| 12/13 | Packers | P | 0 | 0 | 0 | 0.0 | 0.0 | 0 | 0 | 0 | 0 | 0 | 0 | 0 | 0 | 0 | 0 | 0 | 0 | 0 | 0 | 0 | 0 | 0 | 0 | L | 24-31 |
| 12/20 | at Titans | P | 0 | 0 | 0 | 0.0 | 0.0 | 0 | 0 | 0 | 0 | 0 | 0 | 0 | 0 | 0 | 0 | 0 | 0 | 1 | 1 | 0 | 0 | 0 | 0 | L | 25-46 |
| 12/26 | Buccaneers | P | 0 | 0 | 0 | 0.0 | 0.0 | 0 | 0 | 0 | 0 | 0 | 0 | 0 | 0 | 0 | 0 | 0 | 0 | 1 | 1 | 0 | 0 | 0 | 0 | L | 7-47 |
| 01/03 | Vikings | P | 0 | 0 | 0 | 0.0 | 0.0 | 0 | 0 | 0 | 0 | 0 | 0 | 0 | 0 | 0 | 0 | 0 | 0 | 0 | 0 | 0 | 0 | 0 | 0 | L | 35-37 |
| 2020 TOTALS | | 15-0 | 0 | 0 | 0 | 0.0 | 0.0 | 0 | 0 | 0 | 0 | 0 | 0 | 0 | 0 | 0 | 0 | 0 | 12 | 10 | 2 | 0 | 0 | 0 | 0 | 5-11 | |

2019 GAME-BY-GAME REGULAR-SEASON STATISTICS (LIONS)

| DATE | OPPONENT | P/S | TACKLES | | | | | | | INTERCEPTIONS | | | | O. FUMB | | | | ST | | | | MISC | | W/L | SCORE | | | | |
|-------------|--------------|------|----------|---|---|-----|-----|-----|-----|---------------|----|-----|----|---------|----|----|----|----|-----|----|----|------|----|-----|-------|--------|--------|---|--|
| | | | TK | S | A | SK | YDS | TFL | YDS | QBH | NO | YDS | LG | TD | PD | FF | FR | TD | YDS | TK | S | A | FF | | | FR | S | A | |
| 09/08 | at Cardinals | P | 0 | 0 | 0 | 0.0 | 0.0 | 0 | 0 | 0 | 0 | 0 | 0 | 0 | 0 | 0 | 0 | 0 | 2 | 2 | 0 | 0 | 0 | 0 | 0 | T | 27-27+ | | |
| 09/15 | Chargers | P | 0 | 0 | 0 | 0.0 | 0.0 | 0 | 0 | 0 | 0 | 0 | 0 | 0 | 0 | 0 | 0 | 0 | 0 | 0 | 0 | 0 | 0 | 0 | 0 | W | 13-10 | | |
| 09/22 | at Eagles | P | 0 | 0 | 0 | 0.0 | 0.0 | 0 | 0 | 0 | 0 | 0 | 0 | 0 | 0 | 0 | 0 | 0 | 2 | 2 | 0 | 0 | 0 | 0 | 0 | W | 27-24 | | |
| 09/29 | Chiefs | P | 0 | 0 | 0 | 0.0 | 0.0 | 0 | 0 | 0 | 0 | 0 | 0 | 0 | 0 | 0 | 0 | 0 | 0 | 0 | 0 | 0 | 0 | 0 | 0 | L | 30-34 | | |
| 10/14 | at Packers | P | 0 | 0 | 0 | 0.0 | 0.0 | 0 | 0 | 0 | 0 | 0 | 0 | 0 | 0 | 0 | 0 | 0 | 1 | 1 | 0 | 0 | 0 | 0 | 0 | L | 22-23 | | |
| 10/20 | Vikings | P | 0 | 0 | 0 | 0.0 | 0.0 | 0 | 0 | 0 | 0 | 0 | 0 | 0 | 0 | 0 | 0 | 0 | 2 | 2 | 0 | 0 | 0 | 0 | 0 | L | 30-42 | | |
| 10/27 | Giants | P | 2 | 2 | 0 | 0.0 | 0.0 | 0 | 0 | 0 | 0 | 0 | 0 | 0 | 0 | 0 | 0 | 0 | 2 | 1 | 1 | 0 | 0 | 0 | 0 | W | 31-26 | | |
| 11/03 | at Raiders | P | 0 | 0 | 0 | 0.0 | 0.0 | 0 | 0 | 0 | 0 | 0 | 0 | 0 | 0 | 0 | 0 | 0 | 1 | 1 | 0 | 0 | 0 | 0 | 0 | L | 24-31 | | |
| 11/10 | at Bears | | INACTIVE | | | | | | | | | | | | | | | | | | | | | | | L | 13-20 | | |
| 11/17 | Cowboys | P | 0 | 0 | 0 | 0.0 | 0.0 | 0 | 0 | 0 | 0 | 0 | 0 | 0 | 0 | 0 | 0 | 0 | 0 | 1 | 1 | 0 | 0 | 0 | 0 | L | 27-35 | | |
| 11/24 | at Redskins | P | 0 | 0 | 0 | 0.0 | 0.0 | 0 | 0 | 0 | 0 | 0 | 0 | 0 | 0 | 0 | 0 | 0 | 0 | 0 | 0 | 0 | 0 | 0 | 0 | L | 16-19 | | |
| 11/28 | Bears | P | 0 | 0 | 0 | 0.0 | 0.0 | 0 | 0 | 0 | 0 | 0 | 0 | 0 | 0 | 0 | 0 | 0 | 0 | 1 | 1 | 0 | 0 | 0 | 0 | L | 20-24 | | |
| 12/08 | at Vikings | P | 0 | 0 | 0 | 0.0 | 0.0 | 0 | 0 | 0 | 0 | 0 | 0 | 0 | 0 | 0 | 0 | 0 | 0 | 0 | 0 | 0 | 0 | 0 | 0 | L | 7-20 | | |
| 12/15 | Buccaneers | P | 0 | 0 | 0 | 0.0 | 0.0 | 0 | 0 | 0 | 0 | 0 | 0 | 0 | 0 | 0 | 0 | 0 | 0 | 1 | 1 | 0 | 0 | 0 | 0 | L | 17-38 | | |
| 12/22 | at Broncos | P | 0 | 0 | 0 | 0.0 | 0.0 | 0 | 0 | 0 | 0 | 0 | 0 | 0 | 0 | 0 | 0 | 0 | 0 | 1 | 0 | 1 | 0 | 0 | 0 | L | 17-27 | | |
| 12/29 | Packers | S | 3 | 3 | 0 | 0.0 | 0.0 | 0 | 0 | 0 | 0 | 0 | 0 | 0 | 0 | 0 | 0 | 0 | 0 | 1 | 1 | 0 | 0 | 0 | 0 | L | 20-23 | | |
| 2019 TOTALS | | 15-1 | 5 | 5 | 0 | 0.0 | 0.0 | 0 | 0 | 0 | 0 | 0 | 0 | 0 | 0 | 0 | 0 | 0 | 0 | 15 | 13 | 2 | 0 | 0 | 0 | 3-12-1 | | | |
| + Overtime | | | | | | | | | | | | | | | | | | | | | | | | | | | | | |

2018 GAME-BY-GAME REGULAR-SEASON STATISTICS (LIONS)

2017 GAME-BY-GAME REGULAR-SEASON STATISTICS (LIONS)

| DATE | OPPONENT | P/S | TACKLES | | | | | | | INTERCEPTIONS | | | | | O. FUMB | | | ST | | | MISC | | W/L | SCORE | | | | |
|-------------|---------------|-----|---------|----|----|-----|-----|-----|-----|---------------|----|-----|----|-----|---------|----|----|----|-----|----|------|---|-----|-------|----|----|---|-------|
| | | | TK | S | A | SK | YDS | TFL | YDS | QBH | NO | YDS | LG | TD | PD | FF | FR | TD | YDS | TK | S | A | | | FF | FR | S | A |
| 09/10 | Cardinals | P | 2 | 2 | 0 | 0.0 | 0.0 | 1 | 4 | 0 | 1 | 35 | 35 | 1 | 2 | 0 | 0 | 0 | 0 | 1 | 1 | 0 | 0 | 0 | 0 | 0 | W | 35-23 |
| 09/18 | at Giants | P | 4 | 3 | 1 | 0.0 | 0.0 | 0 | 0 | 0 | 0 | 0 | 0 | 0 | 1 | 0 | 0 | 0 | 0 | 0 | 0 | 0 | 0 | 0 | 0 | 0 | W | 24-10 |
| 09/24 | Falcons | S | 8 | 7 | 1 | 0.0 | 0.0 | 0 | 0 | 0 | 0 | 0 | 0 | 0 | 0 | 0 | 0 | 0 | 0 | 1 | 1 | 0 | 0 | 0 | 0 | 0 | L | 26-30 |
| 10/01 | at Vikings | S | 3 | 3 | 0 | 0.0 | 0.0 | 0 | 0 | 0 | 0 | 0 | 0 | 0 | 2 | 0 | 0 | 0 | 0 | 0 | 0 | 0 | 0 | 0 | 0 | 0 | W | 14-7 |
| 10/08 | Panthers | S | 2 | 1 | 1 | 0.0 | 0.0 | 0 | 0 | 0 | 0 | 0 | 0 | 0 | 0 | 0 | 0 | 0 | 0 | 0 | 0 | 0 | 0 | 0 | 0 | 0 | L | 24-27 |
| 10/15 | at Saints | P | 2 | 1 | 1 | 0.0 | 0.0 | 0 | 0 | 0 | 0 | 0 | 0 | 0 | 0 | 1 | 0 | 0 | 0 | 0 | 0 | 0 | 0 | 0 | 0 | 0 | L | 38-52 |
| 10/29 | Steelers | P | 2 | 2 | 0 | 0.0 | 0.0 | 0 | 0 | 0 | 0 | 0 | 0 | 0 | 0 | 0 | 0 | 0 | 0 | 0 | 0 | 0 | 0 | 0 | 0 | 0 | L | 15-20 |
| 11/06 | at Packers | P | 1 | 1 | 0 | 0.0 | 0.0 | 0 | 0 | 0 | 0 | 0 | 0 | 0 | 0 | 0 | 0 | 0 | 0 | 1 | 1 | 0 | 0 | 0 | 0 | 0 | W | 30-17 |
| 11/12 | Browns | P | 1 | 1 | 0 | 0.0 | 0.0 | 0 | 0 | 0 | 0 | 0 | 0 | 0 | 0 | 0 | 0 | 0 | 0 | 0 | 0 | 0 | 0 | 0 | 0 | 0 | W | 38-24 |
| 11/19 | at Bears | P | 1 | 1 | 0 | 0.0 | 0.0 | 0 | 0 | 0 | 0 | 0 | 0 | 0 | 0 | 0 | 0 | 0 | 0 | 0 | 0 | 0 | 0 | 0 | 0 | 0 | W | 27-24 |
| 11/23 | Vikings | P | 2 | 2 | 0 | 0.0 | 0.0 | 0 | 0 | 1 | 0 | 0 | 0 | 0 | 0 | 0 | 0 | 0 | 0 | 1 | 1 | 0 | 0 | 0 | 0 | 0 | L | 23-30 |
| 12/03 | at Ravens | P | 3 | 1 | 2 | 0.0 | 0.0 | 0 | 0 | 0 | 0 | 0 | 0 | 0 | 0 | 0 | 0 | 0 | 0 | 0 | 0 | 0 | 0 | 0 | 0 | 0 | L | 20-44 |
| 12/10 | at Buccaneers | P | 0 | 0 | 0 | 0.0 | 0.0 | 0 | 0 | 0 | 0 | 0 | 0 | 0 | 0 | 0 | 0 | 0 | 0 | 1 | 1 | 0 | 0 | 0 | 0 | 0 | W | 24-21 |
| 12/16 | Bears | P | 0 | 0 | 0 | 0.0 | 0.0 | 0 | 0 | 0 | 0 | 0 | 0 | 0 | 0 | 0 | 0 | 0 | 0 | 0 | 0 | 0 | 0 | 0 | 0 | 0 | W | 20-10 |
| 12/24 | at Bengals | P | 0 | 0 | 0 | 0.0 | 0.0 | 0 | 0 | 0 | 0 | 0 | 0 | 0 | 0 | 0 | 0 | 0 | 0 | 0 | 0 | 0 | 0 | 0 | 0 | 0 | L | 17-26 |
| 12/31 | Packers | P | 0 | 0 | 0 | 0.0 | 0.0 | 0 | 0 | 0 | 0 | 0 | 0 | 0 | 0 | 0 | 0 | 0 | 0 | 2 | 2 | 0 | 0 | 0 | 0 | 0 | W | 35-11 |
| 2017 TOTALS | | | 16-3 | 31 | 25 | 6 | 0.0 | 0.0 | 1 | 4 | 1 | 1 | 35 | 35T | 1 | 5 | 1 | 0 | 0 | 0 | 7 | 7 | 0 | 0 | 0 | 0 | 0 | 9-7 |

2016 GAME-BY-GAME REGULAR-SEASON STATISTICS (LIONS)

| DATE | OPPONENT | P/S | TACKLES | | | | | | | INTERCEPTIONS | | | | O. FUMB | | | ST | | | MISC | | W/L | SCORE | | | |
|-------------|------------|------|---------|----|---|-----|-----|-----|-----|---------------|----|-----|----|---------|----|----|----|----|-----|------|---|-----|-------|---|----|--------|
| | | | TK | S | A | SK | YDS | TFL | YDS | QBH | NO | YDS | LG | TD | PD | FF | FR | TD | YDS | TK | S | | | A | FF | FR |
| 09/11 | at Colts | P | 0 | 0 | 0 | 0.0 | 0.0 | 0 | 0 | 0 | 0 | 0 | 0 | 0 | 0 | 0 | 0 | 0 | 0 | 0 | 0 | 0 | 0 | 0 | W | 39-35 |
| 09/18 | Titans | P | 0 | 0 | 0 | 0.0 | 0.0 | 0 | 0 | 0 | 0 | 0 | 0 | 0 | 0 | 0 | 0 | 0 | 0 | 0 | 0 | 0 | 0 | 0 | L | 15-16 |
| 09/25 | at Packers | P | 0 | 0 | 0 | 0.0 | 0.0 | 0 | 0 | 0 | 0 | 0 | 0 | 0 | 0 | 0 | 0 | 0 | 0 | 0 | 0 | 0 | 0 | 0 | L | 27-34 |
| 10/02 | at Bears | P | 1 | 1 | 0 | 0.0 | 0.0 | 0 | 0 | 0 | 0 | 0 | 0 | 0 | 0 | 0 | 0 | 0 | 0 | 0 | 0 | 0 | 0 | 0 | L | 14-17 |
| 10/09 | Eagles | P | 0 | 0 | 0 | 0.0 | 0.0 | 0 | 0 | 0 | 0 | 0 | 0 | 0 | 0 | 0 | 0 | 0 | 0 | 0 | 0 | 0 | 0 | 0 | W | 24-23 |
| 10/16 | Rams | P | 0 | 0 | 0 | 0.0 | 0.0 | 0 | 0 | 0 | 0 | 0 | 0 | 0 | 0 | 0 | 0 | 0 | 0 | 0 | 0 | 0 | 0 | 0 | W | 31-28 |
| 10/23 | Redskins | P | 1 | 0 | 1 | 0.0 | 0.0 | 0 | 0 | 0 | 0 | 0 | 0 | 0 | 0 | 0 | 0 | 0 | 0 | 0 | 0 | 0 | 0 | 0 | W | 20-17 |
| 10/30 | at Texans | P | 2 | 1 | 1 | 0.0 | 0.0 | 0 | 0 | 0 | 0 | 0 | 0 | 0 | 0 | 0 | 0 | 0 | 2 | 2 | 0 | 0 | 0 | 0 | L | 13-20 |
| 11/06 | at Vikings | P | 0 | 0 | 0 | 0.0 | 0.0 | 0 | 0 | 0 | 0 | 0 | 0 | 0 | 0 | 0 | 0 | 0 | 2 | 2 | 0 | 0 | 0 | 0 | W | 22-16+ |
| 11/20 | Jaguars | P | 5 | 4 | 1 | 0.0 | 0.0 | 0 | 0 | 0 | 0 | 0 | 0 | 0 | 0 | 0 | 0 | 0 | 0 | 0 | 0 | 0 | 0 | 0 | W | 26-19 |
| 11/24 | Vikings | P | 4 | 4 | 0 | 0.0 | 0.0 | 0 | 0 | 0 | 0 | 0 | 0 | 0 | 0 | 0 | 0 | 0 | 1 | 1 | 0 | 0 | 0 | 0 | W | 16-13 |
| 12/04 | at Saints | P | 2 | 2 | 0 | 0.0 | 0.0 | 0 | 0 | 0 | 1 | 7 | 7 | 0 | 1 | 0 | 0 | 0 | 1 | 1 | 0 | 0 | 0 | 0 | W | 28-13 |
| 12/11 | Bears | P | 0 | 0 | 0 | 0.0 | 0.0 | 0 | 0 | 0 | 0 | 0 | 0 | 0 | 0 | 0 | 0 | 0 | 0 | 0 | 0 | 0 | 0 | 0 | W | 20-17 |
| 12/18 | at Giants | P | 1 | 0 | 1 | 0.0 | 0.0 | 0 | 0 | 0 | 0 | 0 | 0 | 0 | 0 | 0 | 0 | 0 | 1 | 1 | 0 | 0 | 0 | 0 | L | 6-17 |
| 12/26 | at Cowboys | P | 0 | 0 | 0 | 0.0 | 0.0 | 0 | 0 | 0 | 0 | 0 | 0 | 0 | 0 | 0 | 0 | 0 | 1 | 1 | 0 | 0 | 0 | 0 | L | 21-42 |
| 01/01 | Packers | P | 4 | 3 | 1 | 0.0 | 0.0 | 0 | 0 | 0 | 0 | 0 | 0 | 0 | 0 | 0 | 0 | 0 | 0 | 0 | 0 | 0 | 0 | 0 | L | 24-31 |
| 2016 TOTALS | | 16-0 | 20 | 15 | 5 | 0.0 | 0.0 | 0 | 0 | 0 | 1 | 7 | 7 | 0 | 1 | 0 | 0 | 0 | 8 | 8 | 0 | 0 | 0 | 0 | 0 | 9-7 |

+ - Overtime



46

CHRISTIAN KUNTZ
LONG SNAPPER

HEIGHT: 6-1

WEIGHT: 228

COLLEGE: Duquesne

BORN: April 13, 1984

BIRTHPLACE: Pittsburgh, PA

HOW ACQUIRED: FA 20

NFL EXPERIENCE: 2nd year



CHRISTIAN KUNTZ'S NFL REGULAR SEASON STATISTICS

| DATE | TEAM | GP |
|------------|----------|----|
| 2021 | Steelers | 17 |
| 2022 | Steelers | 5 |
| NFL TOTALS | | 22 |

CHRISTIAN KUNTZ'S NFL POSTSEASON STATISTICS

| DATE | TEAM | GP |
|------------|----------|----|
| 2021 | Steelers | 1 |
| NFL TOTALS | | 1 |

CHRISTIAN KUNTZ'S NFL REGULAR SEASON DEFENSIVE STATISTICS

| TACKLES | | | | | | | | | | INTERCEPTIONS | | | | | O. FUMB | | | | | ST | | | | MISC | | | | |
|------------|----------|----|----|----|---|---|-----|-----|-----|---------------|-----|----|-----|----|---------|----|----|----|----|-----|----|---|---|------|----|---|---|---|
| DATE | TEAM | GP | GS | TK | S | A | TFL | YDS | SK | YDS | QBH | NO | YDS | LG | TD | PD | FF | FR | TD | YDS | TK | S | A | FF | FR | S | A | |
| 2021 | Steelers | 17 | 0 | 0 | 0 | 0 | 0 | 0.0 | 0.0 | 0 | 0 | 0 | 0 | 0 | 0 | 0 | 0 | 0 | 0 | 0 | 2 | 2 | 0 | 0 | 0 | 0 | 0 | 0 |
| 2022 | Steelers | 5 | 0 | 0 | 0 | 0 | 0 | 0.0 | 0.0 | 0 | 0 | 0 | 0 | 0 | 0 | 0 | 0 | 0 | 0 | 0 | 0 | 0 | 0 | 0 | 0 | 0 | 0 | |
| NFL TOTALS | | 22 | 0 | 0 | 0 | 0 | 0 | 0.0 | 0.0 | 0 | 0 | 0 | 0 | 0 | 0 | 0 | 0 | 0 | 0 | 0 | 2 | 2 | 0 | 0 | 0 | 0 | 0 | 0 |

CHRISTIAN KUNTZ'S NFL POSTSEASON DEFENSIVE STATISTICS

| | | | TACKLES | | | | | | | | INTERCEPTIONS | | | | | | | | O. FUMB | | | | | ST | | | | | MISC | | |
|------------|----------|----|---------|----|---|---|-----|-----|-----|-----|---------------|----|-----|----|----|----|----|----|---------|-----|----|---|---|----|----|---|---|--|------|--|--|
| DATE | TEAM | GP | GS | TK | S | A | TFL | YDS | SK | YDS | QBH | NO | YDS | LG | TD | PD | FF | FR | TD | YDS | TK | S | A | FF | FR | S | A | | | | |
| 2021 | Steelers | 1 | 0 | 0 | 0 | 0 | 0 | 0 | 0.0 | 0.0 | 0 | 0 | 0 | 0 | 0 | 0 | 0 | 0 | 0 | 0 | 0 | 0 | 0 | 0 | 0 | 0 | 0 | | | | |
| NFL TOTALS | | 1 | 0 | 0 | 0 | 0 | 0 | 0 | 0.0 | 0.0 | 0 | 0 | 0 | 0 | 0 | 0 | 0 | 0 | 0 | 0 | 0 | 0 | 0 | 0 | 0 | 0 | 0 | | | | |

SINGLE-GAME HIGHS: DEFENSIVE

Special Teams Tackles

- 1 vs. Denver Broncos, Oct 10, 2021
- 1 at Green Bay Packers, Oct 03, 2021

2022 GAME-BY-GAME REGULAR-SEASON STATISTICS (STEELERS)

| DATE | OPPONENT | | W/L | SCORE |
|-------------|------------|---|-----|--------|
| 09/11 | at Bengals | P | W | 23-20+ |
| 09/18 | Patriots | P | L | 14-17 |
| 09/22 | at Browns | P | L | 17-29 |
| 10/02 | Jets | P | L | 20-24 |
| 10/09 | at Bills | P | L | 3-38 |
| 2022 TOTALS | 5 | | 1-4 | |

+ - Overtime

2022 GAME-BY-GAME REGULAR-SEASON STATISTICS (STEELERS)

| DATE | OPPONENT | P/S | TACKLES | | | | | | | INTERCEPTIONS | | | | | O. FUMB | | | ST | | | MISC | | | W/L | SCORE | |
|-------------|------------|-----|---------|---|---|-----|-----|-----|-----|---------------|----|-----|----|----|---------|----|----|----|-----|----|------|---|----|-----|-------|-------|
| | | | TK | S | A | SK | YDS | TFL | YDS | QBH | NO | YDS | LG | TD | PD | FF | FR | TD | YDS | TK | S | A | FF | | | FR |
| 09/11 | at Bengals | P | 0 | 0 | 0 | 0.0 | 0.0 | 0 | 0 | 0 | 0 | 0 | 0 | 0 | 0 | 0 | 0 | 0 | 0 | 0 | 0 | 0 | 0 | 0 | W | 23-20 |
| 09/18 | Patriots | P | 0 | 0 | 0 | 0.0 | 0.0 | 0 | 0 | 0 | 0 | 0 | 0 | 0 | 0 | 0 | 0 | 0 | 0 | 0 | 0 | 0 | 0 | 0 | L | 14-17 |
| 09/22 | at Browns | P | 0 | 0 | 0 | 0.0 | 0.0 | 0 | 0 | 0 | 0 | 0 | 0 | 0 | 0 | 0 | 0 | 0 | 0 | 0 | 0 | 0 | 0 | 0 | L | 17-29 |
| 10/02 | Jets | P | 0 | 0 | 0 | 0.0 | 0.0 | 0 | 0 | 0 | 0 | 0 | 0 | 0 | 0 | 0 | 0 | 0 | 0 | 0 | 0 | 0 | 0 | 0 | L | 20-24 |
| 10/09 | at Bills | P | 0 | 0 | 0 | 0.0 | 0.0 | 0 | 0 | 0 | 0 | 0 | 0 | 0 | 0 | 0 | 0 | 0 | 0 | 0 | 0 | 0 | 0 | 0 | L | 3-38 |
| 2022 TOTALS | | | 5-0 | 0 | 0 | 0 | 0.0 | 0.0 | 0 | 0 | 0 | 0 | 0 | 0 | 0 | 0 | 0 | 0 | 0 | 0 | 0 | 0 | 0 | 0 | 1-4 | |

+ - Overtime

2021 GAME-BY-GAME REGULAR-SEASON STATISTICS (STEELERS)

| DATE | OPPONENT | P/S | TACKLES | | | | | | | INTERCEPTIONS | | | | | O. FUMB | | | | ST | | | | MISC | | W/L | SCORE | | |
|-------------|-------------|------|---------|---|---|-----|-----|-----|-----|---------------|----|-----|----|----|---------|----|----|----|-----|----|---|---|------|----|-----|-------|--------|---|
| | | | TK | S | A | SK | YDS | TFL | YDS | QBH | NO | YDS | LG | TD | PD | FF | FR | TD | YDS | TK | S | A | FF | FR | | | S | A |
| 09/12 | at Bills | P | 0 | 0 | 0 | 0.0 | 0.0 | 0 | 0 | 0 | 0 | 0 | 0 | 0 | 0 | 0 | 0 | 0 | 0 | 0 | 0 | 0 | 0 | 0 | 0 | W | 23-16 | |
| 09/19 | Raiders | P | 0 | 0 | 0 | 0.0 | 0.0 | 0 | 0 | 0 | 0 | 0 | 0 | 0 | 0 | 0 | 0 | 0 | 0 | 0 | 0 | 0 | 0 | 0 | 0 | L | 17-26 | |
| 09/26 | Bengals | P | 0 | 0 | 0 | 0.0 | 0.0 | 0 | 0 | 0 | 0 | 0 | 0 | 0 | 0 | 0 | 0 | 0 | 0 | 0 | 0 | 0 | 0 | 0 | 0 | L | 10-24 | |
| 10/03 | at Packers | P | 0 | 0 | 0 | 0.0 | 0.0 | 0 | 0 | 0 | 0 | 0 | 0 | 0 | 0 | 0 | 0 | 0 | 0 | 1 | 1 | 0 | 0 | 0 | 0 | L | 17-27 | |
| 10/10 | Broncos | P | 0 | 0 | 0 | 0.0 | 0.0 | 0 | 0 | 0 | 0 | 0 | 0 | 0 | 0 | 0 | 0 | 0 | 0 | 1 | 1 | 0 | 0 | 0 | 0 | W | 27-19 | |
| 10/17 | Seahawks | P | 0 | 0 | 0 | 0.0 | 0.0 | 0 | 0 | 0 | 0 | 0 | 0 | 0 | 0 | 0 | 0 | 0 | 0 | 0 | 0 | 0 | 0 | 0 | 0 | W | 23-20+ | |
| 10/31 | at Browns | P | 0 | 0 | 0 | 0.0 | 0.0 | 0 | 0 | 0 | 0 | 0 | 0 | 0 | 0 | 0 | 0 | 0 | 0 | 0 | 0 | 0 | 0 | 0 | 0 | W | 15-10 | |
| 11/08 | Bears | P | 0 | 0 | 0 | 0.0 | 0.0 | 0 | 0 | 0 | 0 | 0 | 0 | 0 | 0 | 0 | 0 | 0 | 0 | 0 | 0 | 0 | 0 | 0 | 0 | W | 29-27 | |
| 11/14 | Lions | P | 0 | 0 | 0 | 0.0 | 0.0 | 0 | 0 | 0 | 0 | 0 | 0 | 0 | 0 | 0 | 0 | 0 | 0 | 0 | 0 | 0 | 0 | 0 | 0 | T | 16-16 | |
| 11/21 | at Chargers | P | 0 | 0 | 0 | 0.0 | 0.0 | 0 | 0 | 0 | 0 | 0 | 0 | 0 | 0 | 0 | 0 | 0 | 0 | 0 | 0 | 0 | 0 | 0 | 0 | L | 37-41 | |
| 11/28 | at Bengals | P | 0 | 0 | 0 | 0.0 | 0.0 | 0 | 0 | 0 | 0 | 0 | 0 | 0 | 0 | 0 | 0 | 0 | 0 | 0 | 0 | 0 | 0 | 0 | 0 | L | 10-41 | |
| 12/05 | Ravens | P | 0 | 0 | 0 | 0.0 | 0.0 | 0 | 0 | 0 | 0 | 0 | 0 | 0 | 0 | 0 | 0 | 0 | 0 | 0 | 0 | 0 | 0 | 0 | 0 | W | 20-19 | |
| 12/09 | at Vikings | P | 0 | 0 | 0 | 0.0 | 0.0 | 0 | 0 | 0 | 0 | 0 | 0 | 0 | 0 | 0 | 0 | 0 | 0 | 0 | 0 | 0 | 0 | 0 | 0 | L | 28-36 | |
| 12/19 | Titans | P | 0 | 0 | 0 | 0.0 | 0.0 | 0 | 0 | 0 | 0 | 0 | 0 | 0 | 0 | 0 | 0 | 0 | 0 | 0 | 0 | 0 | 0 | 0 | 0 | W | 19-13 | |
| 12/26 | at Chiefs | P | 0 | 0 | 0 | 0.0 | 0.0 | 0 | 0 | 0 | 0 | 0 | 0 | 0 | 0 | 0 | 0 | 0 | 0 | 0 | 0 | 0 | 0 | 0 | 0 | L | 10-36 | |
| 01/03 | Browns | P | 0 | 0 | 0 | 0.0 | 0.0 | 0 | 0 | 0 | 0 | 0 | 0 | 0 | 0 | 0 | 0 | 0 | 0 | 0 | 0 | 0 | 0 | 0 | 0 | W | 26-14 | |
| 01/09 | at Ravens | P | 0 | 0 | 0 | 0.0 | 0.0 | 0 | 0 | 0 | 0 | 0 | 0 | 0 | 0 | 0 | 0 | 0 | 0 | 0 | 0 | 0 | 0 | 0 | 0 | W | 16-13+ | |
| 2021 TOTALS | | 17-0 | 0 | 0 | 0 | 0.0 | 0.0 | 0 | 0 | 0 | 0 | 0 | 0 | 0 | 0 | 0 | 0 | 0 | 0 | 2 | 2 | 0 | 0 | 0 | 0 | 0 | 9-7-1 | |
| +- Overtime | | | | | | | | | | | | | | | | | | | | | | | | | | | | |

2021 GAME-BY-GAME POSTSEASON STATISTICS (STEELERS)

| DATE | OPPONENT | P/S | TACKLES | | | | | | | INTERCEPTIONS | | | | | O. FUMB | | | ST | | | MISC | | W/L | SCORE | | | |
|-------------|-----------|-----|---------|---|---|-----|-----|-----|-----|---------------|----|-----|----|----|---------|----|----|----|-----|----|------|---|-----|-------|----|-----|-------|
| | | | TK | S | A | SK | YDS | TFL | YDS | QBH | NO | YDS | LG | TD | PD | FF | FR | TD | YDS | TK | S | A | | | FF | FR | S |
| 01/16 | at Chiefs | P | 0 | 0 | 0 | 0.0 | 0.0 | 0 | 0 | 0 | 0 | 0 | 0 | 0 | 0 | 0 | 0 | 0 | 0 | 0 | 0 | 0 | 0 | 0 | 0 | L | 21-42 |
| 2021 TOTALS | | | 1-0 | 0 | 0 | 0 | 0.0 | 0.0 | 0 | 0 | 0 | 0 | 0 | 0 | 0 | 0 | 0 | 0 | 0 | 0 | 0 | 0 | 0 | 0 | 0 | 0-1 | |



98

DEMARVIN LEAL
DEFENSIVE END

HEIGHT: 6-4
WEIGHT: 290
COLLEGE: Texas A&M
BORN: July 1, 2000

BIRTHPLACE: San Antonio, TX
HOW ACQUIRED: 03 22
NFL EXPERIENCE: R



DEMARVIN LEAL'S NFL REGULAR SEASON DEFENSIVE STATISTICS


| TACKLES | | | | | | | | | | INTERCEPTIONS | | | | | O. FUMB | | | | ST | | | | MISC | | | | |
|------------|----------|----|----|----|---|---|-----|-----|-----|---------------|-----|----|-----|----|---------|----|----|----|----|-----|----|---|------|----|----|---|---|
| DATE | TEAM | GP | GS | TK | S | A | TFL | YDS | SK | YDS | QBH | NO | YDS | LG | TD | PD | FF | FR | TD | YDS | TK | S | A | FF | FR | S | A |
| 2022 | Steelers | 5 | 1 | 9 | 5 | 4 | 1 | 0 | 0.0 | 0.0 | 0 | 0 | 0 | 0 | 0 | 3 | 0 | 0 | 0 | 0 | 0 | 0 | 0 | 0 | 0 | 0 | 0 |
| NFL TOTALS | | 5 | 1 | 9 | 5 | 4 | 1 | 0 | 0.0 | 0.0 | 0 | 0 | 0 | 0 | 0 | 3 | 0 | 0 | 0 | 0 | 0 | 0 | 0 | 0 | 0 | 0 | 0 |

SINGLE-GAME HIGHS: DEFENSIVE

| | | | |
|---------------|--|------------------|--|
| Total Tackles | 4 vs. New York Jets, Oct 02, 2022 2 vs. New England Patriots, Sep 18, 2022 | Passes Defensed | 2 at Buffalo Bills, Oct 09, 2022 1 vs. New England Patriots, Sep 18, 2022 |
| Solo Tackles | 2 vs. New York Jets, Oct 02, 2022 1 at Buffalo Bills, Oct 09, 2022 ...2 more at 1. | Tackles For Loss | 1 vs. New York Jets, Oct 02, 2022 |

2022 GAME-BY-GAME REGULAR-SEASON STATISTICS (STEELERS)

| DATE | OPPONENT | P/S | TACKLES | | | | | QBH | INTERCEPTIONS | | | | | O. FUMB | | | ST | | | MISC | | W/L | SCORE |
|--------------|------------|-----|---------|---|---|-----|-----|-----|---------------|-----|----|----|----|---------|----|----|-----|----|---|------|----|-----|--------|
| | | | TK | S | A | SK | YDS | | NO | YDS | LG | TD | PD | FF | FR | TD | YDS | TK | S | A | FF | | |
| 09/11 | at Bengals | P | 1 | 0 | 1 | 0.0 | 0.0 | 0 | 0 | 0 | 0 | 0 | 0 | 0 | 0 | 0 | 0 | 0 | 0 | 0 | 0 | W | 23-20+ |
| 09/18 | Patriots | P | 2 | 1 | 1 | 0.0 | 0.0 | 0 | 0 | 0 | 0 | 0 | 1 | 0 | 0 | 0 | 0 | 0 | 0 | 0 | 0 | L | 14-17 |
| 09/22 | at Browns | P | 1 | 1 | 0 | 0.0 | 0.0 | 0 | 0 | 0 | 0 | 0 | 0 | 0 | 0 | 0 | 0 | 0 | 0 | 0 | 0 | L | 17-29 |
| 10/02 | Jets | P | 4 | 2 | 2 | 0.0 | 0.0 | 1 | 0 | 0 | 0 | 0 | 0 | 0 | 0 | 0 | 0 | 0 | 0 | 0 | 0 | L | 20-24 |
| 10/09 | at Bills | S | 1 | 1 | 0 | 0.0 | 0.0 | 0 | 0 | 0 | 0 | 0 | 2 | 0 | 0 | 0 | 0 | 0 | 0 | 0 | 0 | L | 3-38 |
| 2022 TOTALS | | 5-1 | 9 | 5 | 4 | 0.0 | 0.0 | 1 | 0 | 0 | 0 | 0 | 3 | 0 | 0 | 0 | 0 | 0 | 0 | 0 | 0 | 1-4 | |
| + - Overtime | | | | | | | | | | | | | | | | | | | | | | | |



92

ISAIAHH LOUDERMILK
DEFENSIVE TACKLE

HEIGHT: 6-7

WEIGHT: 293

COLLEGE: Wisconsin

BORN: October 10, 1997

BIRTHPLACE: Howard, KS

HOW ACQUIRED: DS 21

NFL EXPERIENCE: 2nd year

| ISAIAHH LOUDERMILK'S NFL REGULAR SEASON DEFENSIVE STATISTICS | | | | | | | | | | | | | | | | | | | | | | | | | | | | | | | |
|--|----------|----|----|---------|----|---|-----|-----|-----|-----|-----|-----|---------------|-----|----|----|----|---------|----|----|-----|----|----|---|----|----|---|------|----|---|---|
| DATE | TEAM | GP | GS | TACKLES | | | | | YDS | SK | YDS | QBH | INTERCEPTIONS | | | | | O. FUMB | | | | | ST | | | | | MISC | | | |
| | | | | TK | S | A | TFL | YDS | | | | | NO | YDS | LG | TD | PD | FF | FR | TD | YDS | TK | S | A | FF | FR | S | A | FR | S | A |
| 2021 | Steelers | 15 | 2 | 23 | 16 | 7 | 0 | 0 | 1.0 | 0.0 | 0 | 0 | 0 | 0 | 0 | 0 | 3 | 0 | 0 | 0 | 0 | 0 | 0 | 0 | 0 | 0 | 0 | 0 | 0 | 0 | |
| 2022 | Steelers | 0 | 0 | 0 | 0 | 0 | 0 | 0 | 0.0 | 0.0 | 0 | 0 | 0 | 0 | 0 | 0 | 0 | 0 | 0 | 0 | 0 | 0 | 0 | 0 | 0 | 0 | 0 | 0 | 0 | 0 | |
| NFL TOTALS | | 15 | 2 | 23 | 16 | 7 | 0 | 0 | 1.0 | 0.0 | 0 | 0 | 0 | 0 | 0 | 0 | 3 | 0 | 0 | 0 | 0 | 0 | 0 | 0 | 0 | 0 | 0 | 0 | 0 | 0 | 0 |

| ISAIAHH LOUDERMILK'S NFL POSTSEASON DEFENSIVE STATISTICS | | | | | | | | | | | | | | | | | | | | | | | | | | | | | | | |
|--|----------|----|----|---------|---|---|-----|-----|-----|-----|-----|-----|---------------|-----|----|----|----|---------|----|----|-----|----|----|---|----|----|---|------|--|--|--|
| DATE | TEAM | GP | GS | TACKLES | | | | | | | YDS | QBH | INTERCEPTIONS | | | | | O. FUMB | | | | | ST | | | | | MISC | | | |
| | | | | TK | S | A | TFL | YDS | SK | YDS | | | NO | YDS | LG | TD | PD | FF | FR | TD | YDS | TK | S | A | FF | FR | S | A | | | |
| 2021 | Steelers | 1 | 0 | 3 | 1 | 2 | 0 | 0 | 0.0 | 0.0 | 0 | 0 | 0 | 0 | 0 | 0 | 0 | 0 | 0 | 0 | 0 | 0 | 0 | 0 | 0 | 0 | 0 | 0 | | | |
| NFL TOTALS | | 1 | 0 | 3 | 1 | 2 | 0 | 0 | 0.0 | 0.0 | 0 | 0 | 0 | 0 | 0 | 0 | 0 | 0 | 0 | 0 | 0 | 0 | 0 | 0 | 0 | 0 | 0 | 0 | | | |

SINGLE-GAME HIGHS: DEFENSIVE

| | | | |
|---------------|---------------------------------------|-----------------|---------------------------------------|
| Total Tackles | 6 at Kansas City Chiefs, Dec 26, 2021 | Sacks | 1.0 at Cleveland Browns, Oct 31, 2021 |
| | 4 vs. Tennessee Titans, Dec 19, 2021 | Passes Defensed | 1 vs. Cleveland Browns, Jan 03, 2022 |
| Solo Tackles | 4 vs. Tennessee Titans, Dec 19, 2021 | | 1 at Cincinnati Bengals, Nov 28, 2021 |
| | 3 at Kansas City Chiefs, Dec 26, 2021 | | ...1 more at 1. |

SINGLE-GAME HIGHS - POSTSEASON: DEFENSIVE


| | | | |
|---------------|---------------------------------------|--------------|---------------------------------------|
| Total Tackles | 3 at Kansas City Chiefs, Jan 16, 2022 | Solo Tackles | 1 at Kansas City Chiefs, Jan 16, 2022 |
|---------------|---------------------------------------|--------------|---------------------------------------|

2022 GAME-BY-GAME REGULAR-SEASON STATISTICS (STEELERS)

| DATE | OPPONENT | P/S | TACKLES | | | | | | | INTERCEPTIONS | | | | | O. FUMB | | | ST | | | MISC | | W/L | SCORE | | | |
|--------------|------------|-----|---------|---|---|-----|-----|-----|-----|---------------|------------------|-----|----|----|---------|----|----|----|-----|----|------|---|-----|-------|----|-----|--------|
| | | | TK | S | A | SK | YDS | TFL | YDS | QBH | NO | YDS | LG | TD | PD | FF | FR | TD | YDS | TK | S | A | | | FF | FR | S |
| 09/11 | at Bengals | | | | | | | | | | ON INACTIVE LIST | | | | | | | | | | | | | | | W | 23-20+ |
| 09/19 | Patriots | | | | | | | | | | ON INACTIVE LIST | | | | | | | | | | | | | | | L | 14-17 |
| 09/22 | at Browns | | | | | | | | | | INACTIVE | | | | | | | | | | | | | | | L | 17-29 |
| 10/02 | Jets | | | | | | | | | | ON INACTIVE LIST | | | | | | | | | | | | | | | L | 20-24 |
| 10/09 | at Bills | | | | | | | | | | ON INACTIVE LIST | | | | | | | | | | | | | | | L | 3-38 |
| 2022 TOTALS | | | 0 | 0 | 0 | 0.0 | 0.0 | 0 | 0 | 0 | 0 | 0 | 0 | 0 | 0 | 0 | 0 | 0 | 0 | 0 | 0 | 0 | 0 | 0 | 0 | 1-4 | |
| + - Overtime | | | | | | | | | | | | | | | | | | | | | | | | | | | |

2021 GAME-BY-GAME REGULAR-SEASON STATISTICS (STEELERS)

| DATE | OPPONENT | P/S | TACKLES | | | | | | | INTERCEPTIONS | | | | | O. FUMB | | | ST | | | | MISC | | W/L | SCORE | | | | | | | | | | |
|--------------|-------------|------|---------|----|---|-----|-----|-----|-----|------------------|----|-----|----|----|---------|----|----|----|-----|----|---|------|----|-----|-------|----|-------|--------|--|--|--|--|--|---|-------|
| | | | TK | S | A | SK | YDS | TFL | YDS | QBH | NO | YDS | LG | TD | PD | FF | FR | TD | YDS | TK | S | A | FF | | | FR | S | A | | | | | | | |
| 09/12 | at Bills | | | | | | | | | ON INACTIVE LIST | | | | | | | | | | | | | | | | | | | | | | | | W | 23-16 |
| 09/19 | Raiders | P | 1 | 0 | 1 | 0.0 | 0.0 | 0 | 0 | 0 | 0 | 0 | 0 | 0 | 0 | 0 | 0 | 0 | 0 | 0 | 0 | 0 | 0 | 0 | 0 | 0 | L | 17-26 | | | | | | | |
| 09/26 | Bengals | P | 1 | 1 | 0 | 0.0 | 0.0 | 0 | 0 | 0 | 0 | 0 | 0 | 0 | 0 | 0 | 0 | 0 | 0 | 0 | 0 | 0 | 0 | 0 | 0 | 0 | L | 10-24 | | | | | | | |
| 10/03 | at Packers | P | 0 | 0 | 0 | 0.0 | 0.0 | 0 | 0 | 0 | 0 | 0 | 0 | 1 | 0 | 0 | 0 | 0 | 0 | 0 | 0 | 0 | 0 | 0 | 0 | 0 | L | 17-27 | | | | | | | |
| 10/10 | Broncos | P | 0 | 0 | 0 | 0.0 | 0.0 | 0 | 0 | 0 | 0 | 0 | 0 | 0 | 0 | 0 | 0 | 0 | 0 | 0 | 0 | 0 | 0 | 0 | 0 | 0 | W | 27-19 | | | | | | | |
| 10/17 | Seahawks | P | 1 | 1 | 0 | 0.0 | 0.0 | 0 | 0 | 0 | 0 | 0 | 0 | 0 | 0 | 0 | 0 | 0 | 0 | 0 | 0 | 0 | 0 | 0 | 0 | 0 | W | 23-20+ | | | | | | | |
| 10/31 | at Browns | P | 2 | 2 | 0 | 1.0 | 0.0 | 0 | 0 | 0 | 0 | 0 | 0 | 0 | 0 | 0 | 0 | 0 | 0 | 0 | 0 | 0 | 0 | 0 | 0 | 0 | W | 15-10 | | | | | | | |
| 11/08 | Bears | P | 0 | 0 | 0 | 0.0 | 0.0 | 0 | 0 | 0 | 0 | 0 | 0 | 0 | 0 | 0 | 0 | 0 | 0 | 0 | 0 | 0 | 0 | 0 | 0 | 0 | W | 29-27 | | | | | | | |
| 11/14 | Lions | P | 2 | 2 | 0 | 0.0 | 0.0 | 0 | 0 | 0 | 0 | 0 | 0 | 0 | 0 | 0 | 0 | 0 | 0 | 0 | 0 | 0 | 0 | 0 | 0 | 0 | T | 16-16 | | | | | | | |
| 11/21 | at Chargers | | | | | | | | | ON INACTIVE LIST | | | | | | | | | | | | | | | | | | | | | | | | L | 37-41 |
| 11/28 | at Bengals | P | 1 | 0 | 1 | 0.0 | 0.0 | 0 | 0 | 0 | 0 | 0 | 0 | 1 | 0 | 0 | 0 | 0 | 0 | 0 | 0 | 0 | 0 | 0 | 0 | 0 | L | 10-41 | | | | | | | |
| 12/05 | Ravens | P | 1 | 1 | 0 | 0.0 | 0.0 | 0 | 0 | 0 | 0 | 0 | 0 | 0 | 0 | 0 | 0 | 0 | 0 | 0 | 0 | 0 | 0 | 0 | 0 | 0 | W | 20-19 | | | | | | | |
| 12/09 | at Vikings | P | 2 | 1 | 1 | 0.0 | 0.0 | 0 | 0 | 0 | 0 | 0 | 0 | 0 | 0 | 0 | 0 | 0 | 0 | 0 | 0 | 0 | 0 | 0 | 0 | 0 | L | 28-36 | | | | | | | |
| 12/19 | Titans | P | 4 | 4 | 0 | 0.0 | 0.0 | 0 | 0 | 0 | 0 | 0 | 0 | 0 | 0 | 0 | 0 | 0 | 0 | 0 | 0 | 0 | 0 | 0 | 0 | 0 | W | 19-13 | | | | | | | |
| 12/26 | at Chiefs | S | 6 | 3 | 3 | 0.0 | 0.0 | 0 | 0 | 0 | 0 | 0 | 0 | 0 | 0 | 0 | 0 | 0 | 0 | 0 | 0 | 0 | 0 | 0 | 0 | 0 | L | 10-36 | | | | | | | |
| 01/03 | Browns | S | 1 | 0 | 1 | 0.0 | 0.0 | 0 | 0 | 0 | 0 | 0 | 0 | 1 | 0 | 0 | 0 | 0 | 0 | 0 | 0 | 0 | 0 | 0 | 0 | 0 | W | 26-14 | | | | | | | |
| 01/09 | at Ravens | P | 1 | 1 | 0 | 0.0 | 0.0 | 0 | 0 | 0 | 0 | 0 | 0 | 0 | 0 | 0 | 0 | 0 | 0 | 0 | 0 | 0 | 0 | 0 | 0 | 0 | W | 16-13+ | | | | | | | |
| 2021 TOTALS | | 15-2 | 23 | 16 | 7 | 1.0 | 0.0 | 0 | 0 | 0 | 0 | 0 | 0 | 3 | 0 | 0 | 0 | 0 | 0 | 0 | 0 | 0 | 0 | 0 | 0 | 0 | 9-7-1 | | | | | | | | |
| + - Overtime | | | | | | | | | | | | | | | | | | | | | | | | | | | | | | | | | | | |



35

(Inch-4.75)

ARTHUR MAULET

CORNERBACK

HEIGHT: 5-10

WEIGHT: 190


COLLEGE: Memphis

BORN: July 13, 1993

BIRTHPLACE: New Orleans, LA

HOW ACQUIRED: FA '21

NFL EXPERIENCE: 6th year



ARTHUR MAULET'S NFL REGULAR SEASON DEFENSIVE STATISTICS

| DATE | TEAM | GP | GS | TACKLES | | | | | | | | | | INTERCEPTIONS | | | | | O. FUMB | | | | | ST | | | | | MISC | |
|------------|----------|----|----|---------|----|----|-----|-----|-----|------|-----|----|-----|---------------|----|----|----|----|---------|-----|----|---|---|----|----|---|---|--|------|--|
| | | | | TK | S | A | TFL | YDS | SK | YDS | QBH | NO | YDS | LG | TD | PD | FF | FR | TD | YDS | TK | S | A | FF | FR | S | A | | | |
| 2017 | Saints | 6 | 0 | 0 | 0 | 0 | 0 | 0.0 | 0.0 | 0 | 0 | 0 | 0 | 0 | 0 | 0 | 0 | 0 | 1 | 1 | 0 | 0 | 0 | 0 | 0 | | | | | |
| 2018 | Colts | 5 | 1 | 9 | 6 | 3 | 0 | 0 | 0.0 | 0.0 | 0 | 0 | 0 | 0 | 0 | 0 | 0 | 0 | 0 | 0 | 0 | 0 | 0 | 0 | 0 | | | | | |
| 2019 | Jets | 12 | 6 | 37 | 25 | 12 | 5 | 11 | 0.0 | 0.0 | 0 | 1 | 13 | 13 | 0 | 2 | 0 | 1 | 0 | 0 | 0 | 0 | 0 | 0 | 0 | | | | | |
| 2020 | Jets | 11 | 5 | 23 | 19 | 4 | 0 | 0 | 1.0 | 3.0 | 1 | 1 | 20 | 20 | 0 | 5 | 0 | 0 | 6 | 4 | 2 | 0 | 0 | 0 | 0 | | | | | |
| 2021 | Steelers | 16 | 2 | 46 | 37 | 9 | 5 | 15 | 0.0 | 0.0 | 2 | 0 | 0 | 0 | 1 | 1 | 0 | 0 | 1 | 1 | 0 | 0 | 0 | 0 | 0 | | | | | |
| 2022 | Steelers | 5 | 2 | 17 | 12 | 5 | 0 | 0 | 1.0 | 7.0 | 1 | 0 | 0 | 0 | 0 | 1 | 1 | 0 | 0 | 1 | 1 | 0 | 0 | 0 | 0 | | | | | |
| NFL TOTALS | | 55 | 16 | 132 | 99 | 33 | 10 | 26 | 2.0 | 10.0 | 4 | 2 | 33 | 20 | 0 | 9 | 2 | 0 | 1 | 0 | 10 | 8 | 2 | 0 | 1 | 0 | | | | |

ARTHUR MAULET'S NFL POSTSEASON DEFENSIVE STATISTICS

| TACKLES | | | | | | | | | | INTERCEPTIONS | | | | | O. FUMB | | | | | ST | | | | MISC | | | |
|------------|----------|----|----|----|---|---|-----|-----|-----|---------------|-----|----|-----|----|---------|----|----|----|----|-----|----|---|---|------|----|---|---|
| DATE | TEAM | GP | GS | TK | S | A | TFL | YDS | SK | YDS | QBH | NO | YDS | LG | TD | PD | FF | FR | TD | YDS | TK | S | A | FF | FR | S | A |
| 2017 | Saints | 2 | 0 | 0 | 0 | 0 | 0 | 0 | 0.0 | 0.0 | 0 | 0 | 0 | 0 | 0 | 0 | 0 | 0 | 0 | 0 | 0 | 0 | 0 | 0 | 0 | 0 | 0 |
| 2021 | Steelers | 1 | 0 | 0 | 0 | 0 | 0 | 0 | 0.0 | 0.0 | 0 | 0 | 0 | 0 | 0 | 0 | 0 | 0 | 0 | 0 | 1 | 0 | 1 | 0 | 0 | 0 | 0 |
| NFL TOTALS | | 3 | 0 | 0 | 0 | 0 | 0 | 0 | 0.0 | 0.0 | 0 | 0 | 0 | 0 | 0 | 0 | 0 | 0 | 0 | 0 | 1 | 0 | 1 | 0 | 0 | 0 | 0 |

SINGLE-GAME HIGHS: DEFENSIVE

| | | | |
|-----------------|---|---------------------------------|--|
| Total Tackles | 8 vs. Pittsburgh Steelers, Dec 22, 2019 7 vs. New York Jets, Oct 02, 2022 ...2 more at 7. | Tackles For Loss | 3 vs. Oakland Raiders, Nov 24, 2019 2 at Green Bay Packers, Oct 03, 2021 ...1 more at 2. |
| Solo Tackles | 6 at Buffalo Bills, Dec 29, 2019 5 vs. New York Jets, Oct 02, 2022 ...3 more at 5. | Interceptions | 1 vs. Las Vegas Raiders, Dec 06, 2020 1 at Buffalo Bills, Dec 29, 2019 20 vs. Las Vegas Raiders, Dec 06, 2020 13 at Buffalo Bills, Dec 29, 2019 |
| Sacks | 1.0 at Cincinnati Bengals, Sep 11, 2022 | Interception Return Yards | 2 at Seattle Seahawks, Dec 13, 2020 1 at Buffalo Bills, Oct 09, 2022 ...7 more at 1. |
| Passes Defensed | 3 vs. Cleveland Browns, Dec 27, 2020 1 vs. New York Jets, Oct 02, 2022 ...5 more at 1. | Special Teams Tackles | 1 at New England Patriots, Sep 22, 2019 |
| Forced Fumbles | 1 at Cincinnati Bengals, Sep 11, 2022 1 vs. Tennessee Titans, Dec 19, 2021 | Special Teams Fumble Recoveries | |

SINGLE-GAME HIGHS - POSTSEASON: DEFENSIVE

| | |
|-----------------------|---------------------------------------|
| Special Teams Tackles | 1 at Kansas City Chiefs, Jan 16, 2022 |
|-----------------------|---------------------------------------|

2022 GAME-BY-GAME REGULAR-SEASON STATISTICS (STEELERS)

| DATE | OPPONENT | P/S | TACKLES | | | | | YDS | QBH | INTERCEPTIONS | | | | | O. FUMB | | | | | ST | | | | | W/L | SCORE |
|-------------|------------|-----|---------|----|---|-----|-----|-----|-----|---------------|-----|----|----|----|---------|----|----|-----|----|----|---|----|----|---|-----|--------|
| | | | TK | S | A | SK | TFL | | | NO | YDS | LG | TD | PD | FF | FR | TD | YDS | TK | S | A | FF | FR | S | A | |
| 09/11 | at Bengals | P | 3 | 3 | 0 | 1.0 | 7.0 | 0 | 0 | 1 | 0 | 0 | 0 | 0 | 1 | 0 | 0 | 0 | 0 | 0 | 0 | 0 | 0 | 0 | W | 23-20+ |
| 09/18 | Patriots | S | 2 | 1 | 1 | 0.0 | 0.0 | 0 | 0 | 0 | 0 | 0 | 0 | 0 | 0 | 0 | 0 | 0 | 0 | 0 | 0 | 0 | 0 | 0 | L | 14-17 |
| 09/22 | at Browns | P | 1 | 0 | 1 | 0.0 | 0.0 | 0 | 0 | 0 | 0 | 0 | 0 | 0 | 0 | 0 | 0 | 0 | 0 | 0 | 0 | 0 | 0 | 0 | L | 17-29 |
| 10/02 | Jets | P | 7 | 5 | 2 | 0.0 | 0.0 | 0 | 0 | 0 | 0 | 0 | 0 | 1 | 0 | 0 | 0 | 0 | 0 | 0 | 0 | 0 | 0 | 0 | L | 20-24 |
| 10/09 | at Bills | S | 4 | 3 | 1 | 0.0 | 0.0 | 0 | 0 | 0 | 0 | 0 | 0 | 0 | 0 | 1 | 1 | 0 | 0 | 0 | 0 | 0 | 0 | 0 | L | 3-38 |
| 2022 TOTALS | | 5-2 | 17 | 12 | 5 | 1.0 | 7.0 | 0 | 0 | 1 | 0 | 0 | 0 | 1 | 1 | 0 | 0 | 0 | 1 | 1 | 0 | 0 | 0 | 0 | 1-4 | |

+ - Overtime

2021 GAME-BY-GAME REGULAR-SEASON STATISTICS (STEELERS)

| DATE | OPPONENT | P/S | TACKLES | | | | | | | INTERCEPTIONS | | | | | O. FUMB | | | ST | | | | | MISC | | W/L | SCORE | | | |
|-------------|-------------|------|---------|----|---|-----|-----|-----|-----|------------------|----|-----|----|----|---------|----|----|----|-----|----|---|---|------|----|-----|-------|--------|---|--|
| | | | TK | S | A | SK | YDS | TFL | YDS | QBH | NO | YDS | LG | TD | PD | FF | FR | TD | YDS | TK | S | A | FF | FR | | | S | A | |
| 09/12 | at Bills | P | 2 | 1 | 1 | 0.0 | 0.0 | 0 | 0 | 0 | 0 | 0 | 0 | 0 | 0 | 0 | 0 | 0 | 1 | 1 | 0 | 0 | 0 | 0 | 0 | W | 23-16 | | |
| 09/19 | Raiders | P | 0 | 0 | 0 | 0.0 | 0.0 | 0 | 0 | 0 | 0 | 0 | 0 | 0 | 0 | 0 | 0 | 0 | 0 | 0 | 0 | 0 | 0 | 0 | 0 | L | 17-26 | | |
| 09/26 | Bengals | P | 2 | 2 | 0 | 0.0 | 0.0 | 1 | 2 | 0 | 0 | 0 | 0 | 0 | 0 | 0 | 0 | 0 | 0 | 0 | 0 | 0 | 0 | 0 | 0 | L | 10-24 | | |
| 10/03 | at Packers | P | 4 | 3 | 1 | 0.0 | 0.0 | 2 | 5 | 0 | 0 | 0 | 0 | 0 | 0 | 0 | 0 | 0 | 0 | 0 | 0 | 0 | 0 | 0 | 0 | L | 17-27 | | |
| 10/10 | Broncos | S | 2 | 1 | 1 | 0.0 | 0.0 | 0 | 0 | 0 | 0 | 0 | 0 | 1 | 0 | 0 | 0 | 0 | 0 | 0 | 0 | 0 | 0 | 0 | 0 | W | 27-19 | | |
| 10/17 | Seahawks | P | 3 | 3 | 0 | 0.0 | 0.0 | 1 | 3 | 0 | 0 | 0 | 0 | 0 | 0 | 0 | 0 | 0 | 0 | 0 | 0 | 0 | 0 | 0 | 0 | W | 23-20+ | | |
| 10/31 | at Browns | P | 4 | 3 | 1 | 0.0 | 0.0 | 0 | 0 | 0 | 0 | 0 | 0 | 0 | 0 | 0 | 0 | 0 | 0 | 0 | 0 | 0 | 0 | 0 | 0 | W | 15-10 | | |
| 11/08 | Bears | P | 4 | 4 | 0 | 0.0 | 0.0 | 0 | 0 | 0 | 0 | 0 | 0 | 0 | 0 | 0 | 0 | 0 | 0 | 0 | 0 | 0 | 0 | 0 | 0 | W | 29-27 | | |
| 11/14 | Lions | P | 0 | 0 | 0 | 0.0 | 0.0 | 0 | 0 | 0 | 0 | 0 | 0 | 0 | 0 | 0 | 0 | 0 | 0 | 0 | 0 | 0 | 0 | 0 | 0 | T | 16-16 | | |
| 11/21 | at Chargers | P | 3 | 3 | 0 | 0.0 | 0.0 | 0 | 0 | 1 | 0 | 0 | 0 | 0 | 0 | 0 | 0 | 0 | 0 | 0 | 0 | 0 | 0 | 0 | 0 | L | 37-41 | | |
| 11/28 | at Bengals | P | 6 | 3 | 3 | 0.0 | 0.0 | 0 | 0 | 0 | 0 | 0 | 0 | 0 | 0 | 0 | 0 | 0 | 0 | 0 | 0 | 0 | 0 | 0 | 0 | L | 10-41 | | |
| 12/05 | Ravens | P | 2 | 1 | 1 | 0.0 | 0.0 | 0 | 0 | 0 | 0 | 0 | 0 | 0 | 0 | 0 | 0 | 0 | 0 | 0 | 0 | 0 | 0 | 0 | 0 | W | 20-19 | | |
| 12/09 | at Vikings | P | 1 | 1 | 0 | 0.0 | 0.0 | 0 | 0 | 0 | 0 | 0 | 0 | 0 | 0 | 0 | 0 | 0 | 0 | 0 | 0 | 0 | 0 | 0 | 0 | L | 28-36 | | |
| 12/19 | Titans | P | 5 | 5 | 0 | 0.0 | 0.0 | 0 | 0 | 0 | 0 | 0 | 0 | 0 | 1 | 0 | 0 | 0 | 0 | 0 | 0 | 0 | 0 | 0 | 0 | W | 19-13 | | |
| 12/26 | at Chiefs | S | 4 | 3 | 1 | 0.0 | 0.0 | 0 | 0 | 0 | 0 | 0 | 0 | 0 | 0 | 0 | 0 | 0 | 0 | 0 | 0 | 0 | 0 | 0 | 0 | L | 10-36 | | |
| 01/03 | Browns | | | | | | | | | RESERVE/COVID-19 | | | | | | | | | | | | | | | | W | 26-14 | | |
| 01/09 | at Ravens | P | 4 | 4 | 0 | 0.0 | 0.0 | 1 | 5 | 1 | 0 | 0 | 0 | 0 | 0 | 0 | 0 | 0 | 0 | 0 | 0 | 0 | 0 | 0 | 0 | W | 16-13+ | | |
| 2021 TOTALS | | 16-2 | 46 | 37 | 9 | 0.0 | 0.0 | 5 | 15 | 2 | 0 | 0 | 0 | 0 | 1 | 1 | 0 | 0 | 0 | 1 | 1 | 0 | 0 | 0 | 0 | 0 | 9-7-1 | | |
| + Overtime | | | | | | | | | | | | | | | | | | | | | | | | | | | | | |

2020 GAME-BY-GAME REGULAR-SEASON STATISTICS (JETS)

| DATE | OPPONENT | P/S | TACKLES | | | | | | | INTERCEPTIONS | | | | | O. FUMB | | | ST | | | | | MISC | | W/L | SCORE | |
|-------------|-------------|-----|---------|----|----|-----|-----|-----|-----|---------------|-----------------|-----|----|----|---------|----|----|----|-----|----|---|---|------|----|-----|-------|-------|
| | | | TK | S | A | SK | YDS | TFL | YDS | QBH | NO | YDS | LG | TD | PD | FF | FR | TD | YDS | TK | S | A | FF | FR | | | S |
| 09/13 | at Bills | P | 0 | 0 | 0 | 0.0 | 0.0 | 0 | 0 | 0 | 0 | 0 | 0 | 0 | 0 | 0 | 0 | 0 | 0 | 0 | 0 | 0 | 0 | 0 | 0 | L | 17-27 |
| 09/20 | 49ers | P | 0 | 0 | 0 | 0.0 | 0.0 | 0 | 0 | 0 | 0 | 0 | 0 | 0 | 0 | 0 | 0 | 0 | 0 | 1 | 0 | 1 | 0 | 0 | 0 | L | 13-31 |
| 09/27 | at Colts | | | | | | | | | | INJURED RESERVE | | | | | | | | | | | | | | | L | 7-36 |
| 10/01 | Broncos | | | | | | | | | | INJURED RESERVE | | | | | | | | | | | | | | | L | 28-37 |
| 10/11 | Cardinals | | | | | | | | | | NOT ON ROSTER | | | | | | | | | | | | | | | L | 10-30 |
| 10/18 | at Dolphins | | | | | | | | | | NOT ON ROSTER | | | | | | | | | | | | | | | L | 0-24 |
| 10/25 | Bills | | | | | | | | | | NOT ON ROSTER | | | | | | | | | | | | | | | L | 10-18 |
| 11/01 | at Chiefs | | | | | | | | | | INJURED RESERVE | | | | | | | | | | | | | | | L | 9-35 |
| 11/09 | Patriots | | | | | | | | | | INJURED RESERVE | | | | | | | | | | | | | | | L | 27-30 |
| 11/29 | Dolphins | S | 5 | 4 | 1 | 0.0 | 0.0 | 0 | 0 | 0 | 0 | 0 | 0 | 0 | 1 | 0 | 0 | 0 | 0 | 0 | 0 | 0 | 0 | 0 | 0 | L | 3-20 |
| 12/06 | Raiders | S | 0 | 0 | 0 | 0.0 | 0.0 | 0 | 0 | 0 | 1 | 20 | 20 | 0 | 1 | 0 | 0 | 0 | 0 | 1 | 1 | 0 | 0 | 0 | 0 | L | 28-31 |
| 12/13 | at Seahawks | P | 3 | 3 | 0 | 0.0 | 0.0 | 0 | 0 | 0 | 0 | 0 | 0 | 0 | 0 | 0 | 0 | 0 | 0 | 2 | 1 | 1 | 0 | 0 | 0 | L | 3-40 |
| 12/20 | at Rams | S | 2 | 2 | 0 | 0.0 | 0.0 | 0 | 0 | 0 | 0 | 0 | 0 | 0 | 0 | 0 | 0 | 0 | 0 | 0 | 0 | 0 | 0 | 0 | 0 | W | 23-20 |
| 12/27 | Browns | S | 5 | 4 | 1 | 0.0 | 0.0 | 0 | 0 | 0 | 0 | 0 | 0 | 0 | 3 | 0 | 0 | 0 | 0 | 0 | 0 | 0 | 0 | 0 | 0 | W | 23-16 |
| 01/03 | at Patriots | S | 2 | 1 | 1 | 0.0 | 0.0 | 0 | 0 | 0 | 0 | 0 | 0 | 0 | 0 | 0 | 0 | 0 | 0 | 0 | 0 | 0 | 0 | 0 | 0 | L | 14-28 |
| 2020 TOTALS | | | 8-5 | 17 | 14 | 3 | 0.0 | 0.0 | 0 | 0 | 0 | 1 | 20 | 20 | 0 | 5 | 0 | 0 | 0 | 4 | 2 | 2 | 0 | 0 | 0 | 0 | 2-13 |

2019 GAME-BY-GAME REGULAR-SEASON STATISTICS (JETS)

| DATE | OPPONENT | P/S | TACKLES | | | | | | | INTERCEPTIONS | | | | | O. FUMB | | | ST | | | | | MISC | | W/L/T | SCORE | | |
|-------------|-------------|-----|---------|----|----|-----|-----|-----|-----|---------------|----|-----|----|----|---------|----|----|----|-----|----|---|---|------|----|-------|-------|-------|---|
| | | | TK | S | A | SK | YDS | TFL | YDS | QBH | NO | YDS | LG | TD | PD | FF | FR | TD | YDS | TK | S | A | FF | FR | | | S | A |
| 09/08 | Bills | P | 0 | 0 | 0 | 0.0 | 0.0 | 0 | 0 | 0 | 0 | 0 | 0 | 0 | 0 | 0 | 0 | 0 | 0 | 0 | 0 | 0 | 0 | 0 | 0 | L | 16-17 | |
| 09/16 | Browns | P | 0 | 0 | 0 | 0.0 | 0.0 | 0 | 0 | 0 | 0 | 0 | 0 | 0 | 0 | 0 | 0 | 0 | 0 | 0 | 0 | 0 | 0 | 0 | 0 | L | 3-23 | |
| 09/22 | at Patriots | P | 1 | 1 | 0 | 0.0 | 0.0 | 0 | 0 | 0 | 0 | 0 | 0 | 0 | 0 | 0 | 1 | 0 | 0 | 0 | 0 | 0 | 0 | 1 | 0 | L | 14-30 | |
| 10/06 | at Eagles | P | 0 | 0 | 0 | 0.0 | 0.0 | 0 | 0 | 0 | 0 | 0 | 0 | 0 | 0 | 0 | 0 | 0 | 1 | 1 | 0 | 0 | 0 | 0 | 0 | L | 6-31 | |
| 10/13 | Cowboys | P | 0 | 0 | 0 | 0.0 | 0.0 | 0 | 0 | 0 | 0 | 0 | 0 | 0 | 0 | 0 | 0 | 0 | 0 | 0 | 0 | 0 | 0 | 0 | 0 | W | 24-22 | |
| 10/21 | Patriots | | | | | | | | | DID NOT PLAY | | | | | | | | | | | | | | | | L | 0-33 | |
| 10/27 | at Jaguars | | | | | | | | | DID NOT PLAY | | | | | | | | | | | | | | | | L | 15-29 | |
| 11/03 | at Dolphins | P | 1 | 1 | 0 | 0.0 | 0.0 | 0 | 0 | 0 | 0 | 0 | 0 | 0 | 0 | 0 | 0 | 0 | 0 | 0 | 0 | 0 | 0 | 0 | 0 | L | 18-26 | |
| 11/10 | Giants | S | 5 | 3 | 2 | 0.0 | 0.0 | 0 | 0 | 0 | 0 | 0 | 0 | 0 | 0 | 0 | 0 | 0 | 0 | 0 | 0 | 0 | 0 | 0 | 0 | W | 34-27 | |
| 11/17 | at Redskins | S | 2 | 0 | 0 | 0.0 | 0.0 | 0 | 0 | 0 | 0 | 0 | 0 | 0 | 0 | 0 | 0 | 0 | 0 | 0 | 0 | 0 | 0 | 0 | 0 | W | 34-17 | |
| 11/24 | Raiders | S | 7 | 5 | 2 | 0.0 | 0.0 | 3 | 5 | 0 | 0 | 0 | 0 | 0 | 0 | 0 | 0 | 0 | 0 | 0 | 0 | 0 | 0 | 0 | 0 | W | 34-3 | |
| 12/01 | at Bengals | S | 6 | 5 | 1 | 0.0 | 0.0 | 0 | 0 | 0 | 0 | 0 | 0 | 1 | 0 | 0 | 0 | 0 | 0 | 0 | 0 | 0 | 0 | 0 | 0 | L | 6-22 | |
| 12/08 | Dolphins | | | | | | | | | INACTIVE | | | | | | | | | | | | | | | | W | 22-21 | |
| 12/12 | at Ravens | | | | | | | | | INACTIVE | | | | | | | | | | | | | | | | L | 21-42 | |
| 12/22 | Steelers | S | 8 | 4 | 4 | 0.0 | 0.0 | 0 | 0 | 0 | 0 | 0 | 0 | 0 | 0 | 0 | 0 | 0 | 0 | 0 | 0 | 0 | 0 | 0 | 0 | W | 16-10 | |
| 12/29 | at Bills | S | 7 | 6 | 1 | 0.0 | 0.0 | 2 | 6 | 0 | 1 | 13 | 13 | 0 | 1 | 0 | 0 | 0 | 0 | 0 | 0 | 0 | 0 | 0 | 0 | W | 13-6 | |
| 2019 TOTALS | | | 12-6 | 37 | 25 | 12 | 0.0 | 0.0 | 5 | 11 | 0 | 1 | 13 | 13 | 0 | 2 | 0 | 0 | 1 | 0 | 1 | 0 | 1 | 1 | 0 | 0 | 7-9 | |

2018 GAME-BY-GAME REGULAR-SEASON STATISTICS (COLTS)

| DATE | OPPONENT | P/S | TACKLES | | | | | | | INTERCEPTIONS | | | | | O. FUMB | | | | ST | | | | MISC | | W/L | SCORE | | |
|-------------|-------------|-----|---------|---|---|-----|-----|-----|-----|---------------|----|-----|----|----|---------|----|----|----|-----|----|---|---|------|----|-----|-------|------|--------|
| | | | TK | S | A | SK | YDS | TFL | YDS | QBH | NO | YDS | LG | TD | PD | FF | FR | TD | YDS | TK | S | A | FF | FR | | | S | A |
| 09/09 | Bengals | | | | | | | | | NOT ON ROSTER | | | | | | | | | | | | | | | | | L | 23-34 |
| 09/16 | at Redskins | | | | | | | | | NOT ON ROSTER | | | | | | | | | | | | | | | | | W | 21-9 |
| 09/23 | at Eagles | | | | | | | | | NOT ON ROSTER | | | | | | | | | | | | | | | | | L | 16-20 |
| 09/30 | Texans | P | 0 | 0 | 0 | 0.0 | 0.0 | 0 | 0 | 0 | 0 | 0 | 0 | 0 | 0 | 0 | 0 | 0 | 0 | 0 | 0 | 0 | 0 | 0 | 0 | 0 | L | 34-37+ |
| 10/04 | at Patriots | S | 5 | 2 | 3 | 0.0 | 0.0 | 0 | 0 | 0 | 0 | 0 | 0 | 0 | 0 | 0 | 0 | 0 | 0 | 0 | 0 | 0 | 0 | 0 | 0 | 0 | L | 24-38 |
| 10/14 | at Jets | | | | | | | | | INACTIVE | | | | | | | | | | | | | | | | | L | 34-42 |
| 10/21 | Bills | | | | | | | | | INACTIVE | | | | | | | | | | | | | | | | | W | 37-5 |
| 10/28 | at Raiders | P | 3 | 3 | 0 | 0.0 | 0.0 | 0 | 0 | 0 | 0 | 0 | 0 | 0 | 0 | 0 | 0 | 0 | 0 | 0 | 0 | 0 | 0 | 0 | 0 | 0 | W | 42-28 |
| 11/11 | Jaguars | P | 1 | 1 | 0 | 0.0 | 0.0 | 0 | 0 | 0 | 0 | 0 | 0 | 0 | 0 | 0 | 0 | 0 | 0 | 0 | 0 | 0 | 0 | 0 | 0 | 0 | W | 29-26 |
| 11/18 | Titans | P | 0 | 0 | 0 | 0.0 | 0.0 | 0 | 0 | 0 | 0 | 0 | 0 | 0 | 0 | 0 | 0 | 0 | 0 | 0 | 0 | 0 | 0 | 0 | 0 | 0 | W | 38-10 |
| 11/25 | Dolphins | | | | | | | | | NOT ON ROSTER | | | | | | | | | | | | | | | | | W | 27-24 |
| 12/02 | at Jaguars | | | | | | | | | NOT ON ROSTER | | | | | | | | | | | | | | | | | L | 0-6 |
| 12/09 | at Texans | | | | | | | | | NOT ON ROSTER | | | | | | | | | | | | | | | | | W | 24-21 |
| 12/16 | Cowboys | | | | | | | | | NOT ON ROSTER | | | | | | | | | | | | | | | | | W | 23-0 |
| 12/23 | Giants | | | | | | | | | NOT ON ROSTER | | | | | | | | | | | | | | | | | W | 28-27 |
| 12/30 | at Titans | | | | | | | | | NOT ON ROSTER | | | | | | | | | | | | | | | | | W | 33-17 |
| 2018 TOTALS | | | 5-1 | 9 | 6 | 3 | 0.0 | 0.0 | 0 | 0 | 0 | 0 | 0 | 0 | 0 | 0 | 0 | 0 | 0 | 0 | 0 | 0 | 0 | 0 | 0 | 0 | 10-6 | |
| +- Overtime | | | | | | | | | | | | | | | | | | | | | | | | | | | | |

2017 GAME-BY-GAME REGULAR-SEASON STATISTICS (SAINTS)

| DATE | OPPONENT | P/S | TACKLES | | | | | | | INTERCEPTIONS | | | | | O. FUMB | | | ST | | | MISC | | | W/L | SCORE | | | | |
|--------------|---------------|-----|---------|---|---|-----|-----|-----|-----|---------------|----|-----|----|----|---------|----|----|----|-----|----|------|---|----|-----|-------|--------|-------|---|--|
| | | | TK | S | A | SK | YDS | TFL | YDS | QBH | NO | YDS | LG | TD | PD | FF | FR | TD | YDS | TK | S | A | FF | | | FR | S | A | |
| 09/24 | at Panthers | P | 0 | 0 | 0 | 0.0 | 0.0 | 0 | 0 | 0 | 0 | 0 | 0 | 0 | 0 | 0 | 0 | 0 | 0 | 0 | 0 | 0 | 0 | 0 | 0 | W | 34-13 | | |
| 10/15 | Lions | | | | | | | | | | | | | | | | | | | | | | | | W | 52-38 | | | |
| 10/22 | at Packers | | | | | | | | | | | | | | | | | | | | | | | | W | 26-17 | | | |
| 10/29 | Bears | | | | | | | | | | | | | | | | | | | | | | | | W | 20-12 | | | |
| 11/05 | Buccaneers | | | | | | | | | | | | | | | | | | | | | | | | W | 30-10 | | | |
| 11/12 | at Bills | | | | | | | | | | | | | | | | | | | | | | | | W | 47-10 | | | |
| 11/19 | Redskins | | | | | | | | | | | | | | | | | | | | | | | | W | 34-31+ | | | |
| 11/26 | at Rams | | | | | | | | | | | | | | | | | | | | | | | | L | 20-26 | | | |
| 12/03 | Panthers | P | 0 | 0 | 0 | 0.0 | 0.0 | 0 | 0 | 0 | 0 | 0 | 0 | 0 | 0 | 0 | 0 | 0 | 0 | 0 | 0 | 0 | 0 | 0 | 0 | W | 31-21 | | |
| 12/07 | at Falcons | P | 0 | 0 | 0 | 0.0 | 0.0 | 0 | 0 | 0 | 0 | 0 | 0 | 0 | 0 | 0 | 0 | 0 | 0 | 1 | 1 | 0 | 0 | 0 | 0 | L | 17-20 | | |
| 12/17 | Jets | P | 0 | 0 | 0 | 0.0 | 0.0 | 0 | 0 | 0 | 0 | 0 | 0 | 0 | 0 | 0 | 0 | 0 | 0 | 0 | 0 | 0 | 0 | 0 | 0 | W | 31-19 | | |
| 12/24 | Falcons | P | 0 | 0 | 0 | 0.0 | 0.0 | 0 | 0 | 0 | 0 | 0 | 0 | 0 | 0 | 0 | 0 | 0 | 0 | 0 | 0 | 0 | 0 | 0 | 0 | W | 23-13 | | |
| 12/31 | at Buccaneers | P | 0 | 0 | 0 | 0.0 | 0.0 | 0 | 0 | 0 | 0 | 0 | 0 | 0 | 0 | 0 | 0 | 0 | 0 | 0 | 0 | 0 | 0 | 0 | 0 | L | 24-31 | | |
| 2017 TOTALS | | | 6-0 | 0 | 0 | 0 | 0.0 | 0.0 | 0 | 0 | 0 | 0 | 0 | 0 | 0 | 0 | 0 | 0 | 0 | 1 | 1 | 0 | 0 | 0 | 0 | 10-3 | | | |
| + - Overtime | | | | | | | | | | | | | | | | | | | | | | | | | | | | | |



65

DAN MOORE JR.
OFFENSIVE TACKLE

HEIGHT: 6-5

WEIGHT: 315

COLLEGE: Texas A&M

BORN: September 28, 1998

BIRTHPLACE: Beaumont, TX

HOW ACQUIRED: D4a '21

NFL EXPERIENCE: 2nd year



DAN MOORE JR.'S NFL REGULAR SEASON STATISTICS

| DATE | TEAM | GP | GS |
|------------|----------|----|----|
| 2021 | Steelers | 16 | 16 |
| 2022 | Steelers | 5 | 5 |
| NFL TOTALS | | 21 | 21 |

DAN MOORE JR.'S NFL POSTSEASON STATISTICS


| DATE | TEAM | GP | GS |
|------------|----------|----|----|
| 2021 | Steelers | 1 | 1 |
| NFL TOTALS | | 1 | 1 |

2022 GAME-BY-GAME REGULAR-SEASON STATISTICS (STEELERS)

| DATE | OPPONENT | P/S | TACKLES | | | | | | | INTERCEPTIONS | | | | O. FUMB | | | | ST | | | | MISC | | W/L | SCORE | | |
|--------------|------------|-----|---------|---|---|-----|-----|-----|-----|---------------|----|-----|----|---------|----|----|----|----|-----|----|---|------|----|-----|-------|-------|--------|
| | | | TK | S | A | SK | YDS | TFL | YDS | QBH | NO | YDS | LG | TD | PD | FF | FR | TD | YDS | TK | S | A | FF | | | FR | S |
| 09/11 | at Bengals | S | 0 | 0 | 0 | 0.0 | 0.0 | 0 | 0 | 0 | 0 | 0 | 0 | 0 | 0 | 0 | 0 | 0 | 0 | 0 | 0 | 0 | 0 | 0 | 0 | W | 23-20+ |
| 09/18 | Patriots | S | 0 | 0 | 0 | 0.0 | 0.0 | 0 | 0 | 0 | 0 | 0 | 0 | 0 | 0 | 0 | 0 | 0 | 0 | 0 | 0 | 0 | 0 | 0 | L | 14-17 | |
| 09/22 | at Browns | S | 0 | 0 | 0 | 0.0 | 0.0 | 0 | 0 | 0 | 0 | 0 | 0 | 0 | 0 | 0 | 0 | 0 | 0 | 0 | 0 | 0 | 0 | 0 | L | 17-29 | |
| 10/02 | Jets | S | 0 | 0 | 0 | 0.0 | 0.0 | 0 | 0 | 0 | 0 | 0 | 0 | 0 | 0 | 0 | 0 | 0 | 0 | 0 | 0 | 0 | 0 | 0 | L | 20-24 | |
| 10/09 | at Bills | S | 0 | 0 | 0 | 0.0 | 0.0 | 0 | 0 | 0 | 0 | 0 | 0 | 0 | 0 | 0 | 0 | 0 | 0 | 0 | 0 | 0 | 0 | 0 | L | 3-38 | |
| 2022 TOTALS | | 5-5 | 0 | 0 | 0 | 0.0 | 0.0 | 0 | 0 | 0 | 0 | 0 | 0 | 0 | 0 | 0 | 0 | 0 | 0 | 0 | 0 | 0 | 0 | 0 | 1-4 | | |
| + - Overtime | | | | | | | | | | | | | | | | | | | | | | | | | | | |

2022 GAME-BY-GAME REGULAR-SEASON STATISTICS (STEELERS)

| DATE | OPPONENT | P/S | W/L | SCORE |
|--------------|------------|-----|-----|--------|
| 09/11 | at Bengals | S | W | 23-20+ |
| 09/18 | Patriots | S | L | 14-17 |
| 09/22 | at Browns | S | L | 17-29 |
| 10/02 | Jets | S | L | 20-24 |
| 10/09 | at Bills | S | L | 3-38 |
| 2022 TOTALS | | | 1-4 | |
| + - Overtime | | | | |




21

TRE NORWOOD
DEFENSIVE BACK

HEIGHT: 6-0
WEIGHT: 184
COLLEGE: Oklahoma
BORN: April 19, 1989

BIRTHPLACE: Fort Smith, AR
HOW ACQUIRED: 07a 21
NFL EXPERIENCE: 2nd year



TRE NORWOOD'S NFL REGULAR SEASON DEFENSIVE STATISTICS

| DATE | TEAM | GP | GS | TACKLES | | | | | QBH | INTERCEPTIONS | | | | | O. FUMB | | | | | ST | | | | | MISC | |
|------------|----------|----|----|---------|----|---|-----|-----|-----|---------------|----|-----|----|----|---------|----|----|----|-----|----|---|---|----|----|------|---|
| | | | | TK | S | A | TFL | YDS | SK | YDS | NO | YDS | LG | TD | PD | FF | FR | TD | YDS | TK | S | A | FF | FR | S | A |
| 2021 | Steelers | 17 | 3 | 35 | 30 | 5 | 2 | 4 | 0.0 | 0.0 | 0 | 1 | 0 | 0 | 4 | 0 | 0 | 0 | 0 | 3 | 2 | 1 | 0 | 0 | 0 | 0 |
| 2022 | Steelers | 5 | 2 | 11 | 8 | 3 | 2 | 3 | 0.0 | 0.0 | 0 | 0 | 0 | 0 | 0 | 0 | 0 | 0 | 0 | 1 | 1 | 0 | 0 | 0 | 0 | 0 |
| NFL TOTALS | | 22 | 5 | 46 | 38 | 8 | 4 | 7 | 0.0 | 0.0 | 0 | 1 | 0 | 0 | 4 | 0 | 0 | 0 | 0 | 4 | 3 | 1 | 0 | 0 | 0 | 0 |

TRE NORWOOD'S NFL POSTSEASON DEFENSIVE STATISTICS

| DATE | TEAM | GP | GS | TACKLES | | | | | QBH | INTERCEPTIONS | | | | | O. FUMB | | | | | ST | | | | | MISC | |
|------------|----------|----|----|---------|---|---|-----|-----|-----|---------------|----|-----|----|----|---------|----|----|----|-----|----|---|---|----|----|------|---|
| | | | | TK | S | A | TFL | YDS | SK | YDS | NO | YDS | LG | TD | PD | FF | FR | TD | YDS | TK | S | A | FF | FR | S | A |
| 2021 | Steelers | 1 | 0 | 2 | 0 | 2 | 0 | 0 | 0.0 | 0.0 | 0 | 0 | 0 | 0 | 2 | 0 | 0 | 0 | 0 | 0 | 0 | 0 | 0 | 0 | 0 | 0 |
| NFL TOTALS | | 1 | 0 | 2 | 0 | 2 | 0 | 0 | 0.0 | 0.0 | 0 | 0 | 0 | 0 | 2 | 0 | 0 | 0 | 0 | 0 | 0 | 0 | 0 | 0 | 0 | 0 |

SINGLE-GAME HIGHS: DEFENSIVE

| | | | |
|-----------------|---|-----------------------|---------------------------------------|
| Total Tackles | 7 vs. New York Jets, Oct 02, 2022 | Tackles For Loss | 2 vs. New York Jets, Oct 02, 2022 |
| Solo Tackles | 7 at Los Angeles Chargers, Nov 21, 2021 | | 1 at Cincinnati Bengals, Nov 28, 2021 |
| | 6 at Los Angeles Chargers, Nov 21, 2021 | | ...1 more at 1. |
| | 5 vs. New York Jets, Oct 02, 2022 | Interceptions | 1 vs. Cleveland Browns, Jan 03, 2022 |
| Passes Defensed | 2 vs. Detroit Lions, Nov 14, 2021 | Special Teams Tackles | 1 at Baltimore Ravens, Jan 09, 2022 |
| | 1 vs. Cleveland Browns, Jan 03, 2022 | | 1 vs. Baltimore Ravens, Dec 05, 2021 |
| | ...1 more at 1. | | ...1 more at 1. |

SINGLE-GAME HIGHS - POSTSEASON: DEFENSIVE

| | | | |
|---------------|---------------------------------------|-----------------|---------------------------------------|
| Total Tackles | 2 at Kansas City Chiefs, Jan 16, 2022 | Passes Defensed | 2 at Kansas City Chiefs, Jan 16, 2022 |
|---------------|---------------------------------------|-----------------|---------------------------------------|

2022 GAME-BY-GAME REGULAR-SEASON STATISTICS (STEELERS)

| DATE | OPPONENT | P/S | TACKLES | | | | | | | INTERCEPTIONS | | | | | O. FUMB | | | ST | | | MISC | | W/L | SCORE | | | |
|--------------|------------|-----|---------|---|---|-----|-----|-----|-----|---------------|----|-----|----|----|---------|----|----|----|-----|----|------|---|-----|-------|----|-----|--------|
| | | | TK | S | A | SK | YDS | TFL | YDS | QBH | NO | YDS | LG | TD | PD | FF | FR | TD | YDS | TK | S | A | | | FF | FR | S |
| 09/11 | at Bengals | S | 1 | 0 | 1 | 0.0 | 0.0 | 0 | 0 | 0 | 0 | 0 | 0 | 0 | 0 | 0 | 0 | 0 | 0 | 0 | 0 | 0 | 0 | 0 | 0 | W | 23-20+ |
| 09/18 | Patriots | P | 1 | 1 | 0 | 0.0 | 0.0 | 0 | 0 | 0 | 0 | 0 | 0 | 0 | 0 | 0 | 0 | 0 | 0 | 0 | 0 | 0 | 0 | 0 | 0 | L | 14-17 |
| 09/22 | at Browns | P | 0 | 0 | 0 | 0.0 | 0.0 | 0 | 0 | 0 | 0 | 0 | 0 | 0 | 0 | 0 | 0 | 0 | 0 | 0 | 0 | 0 | 0 | 0 | 0 | L | 17-29 |
| 10/02 | Jets | P | 7 | 5 | 2 | 0.0 | 0.0 | 2 | 3 | 0 | 0 | 0 | 0 | 0 | 0 | 0 | 0 | 0 | 0 | 0 | 0 | 0 | 0 | 0 | 0 | L | 20-24 |
| 10/09 | at Bills | S | 2 | 2 | 0 | 0.0 | 0.0 | 0 | 0 | 0 | 0 | 0 | 0 | 0 | 0 | 0 | 0 | 0 | 1 | 1 | 0 | 0 | 0 | 0 | 0 | L | 3-38 |
| 2022 TOTALS | | 5-2 | 11 | 8 | 3 | 0.0 | 0.0 | 2 | 3 | 0 | 0 | 0 | 0 | 0 | 0 | 0 | 0 | 0 | 1 | 1 | 0 | 0 | 0 | 0 | 0 | 1-4 | |
| + - Overtime | | | | | | | | | | | | | | | | | | | | | | | | | | | |

2021 GAME-BY-GAME REGULAR-SEASON STATISTICS (STEELERS)

| DATE | OPPONENT | P/S | TACKLES | | | | | | | | INTERCEPTIONS | | | | O. FUMB | | | | ST | | | | MISC | | W/L | SCORE | | |
|--------------|-------------|------|---------|----|---|-----|-----|-----|-----|-----|---------------|-----|----|----|---------|----|----|----|-----|----|---|---|------|----|-----|-------|--------|---|
| | | | TK | S | A | SK | YDS | TFL | YDS | QBH | NO | YDS | LG | TD | PD | FF | FR | TD | YDS | TK | S | A | FF | FR | | | S | A |
| 09/12 | at Bills | S | 5 | 4 | 1 | 0.0 | 0.0 | 0 | 0 | 0 | 0 | 0 | 0 | 0 | 0 | 0 | 0 | 0 | 1 | 1 | 0 | 0 | 0 | 0 | 0 | W | 23-16 | |
| 09/19 | Raiders | P | 1 | 1 | 0 | 0.0 | 0.0 | 0 | 0 | 0 | 0 | 0 | 0 | 0 | 0 | 0 | 0 | 0 | 0 | 0 | 0 | 0 | 0 | 0 | 0 | L | 17-26 | |
| 09/26 | Bengals | P | 3 | 3 | 0 | 0.0 | 0.0 | 0 | 0 | 0 | 0 | 0 | 0 | 0 | 0 | 0 | 0 | 0 | 0 | 0 | 0 | 0 | 0 | 0 | 0 | L | 10-24 | |
| 10/03 | at Packers | P | 0 | 0 | 0 | 0.0 | 0.0 | 0 | 0 | 0 | 0 | 0 | 0 | 0 | 0 | 0 | 0 | 0 | 0 | 0 | 0 | 0 | 0 | 0 | 0 | L | 17-27 | |
| 10/10 | Broncos | P | 2 | 2 | 0 | 0.0 | 0.0 | 0 | 0 | 0 | 0 | 0 | 0 | 0 | 0 | 0 | 0 | 0 | 0 | 0 | 0 | 0 | 0 | 0 | 0 | W | 27-19 | |
| 10/17 | Seahawks | P | 3 | 3 | 0 | 0.0 | 0.0 | 1 | 4 | 0 | 0 | 0 | 0 | 1 | 0 | 0 | 0 | 0 | 0 | 0 | 0 | 0 | 0 | 0 | 0 | W | 23-20+ | |
| 10/31 | at Browns | P | 2 | 2 | 0 | 0.0 | 0.0 | 0 | 0 | 0 | 0 | 0 | 0 | 0 | 0 | 0 | 0 | 0 | 0 | 0 | 0 | 0 | 0 | 0 | 0 | W | 15-10 | |
| 11/08 | Bears | P | 1 | 1 | 0 | 0.0 | 0.0 | 0 | 0 | 0 | 0 | 0 | 0 | 0 | 0 | 0 | 0 | 0 | 0 | 0 | 0 | 0 | 0 | 0 | 0 | W | 29-27 | |
| 11/14 | Lions | S | 1 | 1 | 0 | 0.0 | 0.0 | 0 | 0 | 0 | 0 | 0 | 0 | 2 | 0 | 0 | 0 | 0 | 0 | 0 | 0 | 0 | 0 | 0 | 0 | T | 16-16 | |
| 11/21 | at Chargers | S | 7 | 6 | 1 | 0.0 | 0.0 | 0 | 0 | 0 | 0 | 0 | 0 | 0 | 0 | 0 | 0 | 0 | 0 | 0 | 0 | 0 | 0 | 0 | 0 | L | 37-41 | |
| 11/28 | at Bengals | P | 1 | 1 | 0 | 0.0 | 0.0 | 1 | 0 | 0 | 0 | 0 | 0 | 0 | 0 | 0 | 0 | 0 | 0 | 0 | 0 | 0 | 0 | 0 | 0 | L | 10-41 | |
| 12/05 | Ravens | P | 3 | 1 | 2 | 0.0 | 0.0 | 0 | 0 | 0 | 0 | 0 | 0 | 0 | 0 | 0 | 0 | 0 | 1 | 0 | 1 | 0 | 0 | 0 | 0 | W | 20-19 | |
| 12/09 | at Vikings | P | 1 | 1 | 0 | 0.0 | 0.0 | 0 | 0 | 0 | 0 | 0 | 0 | 0 | 0 | 0 | 0 | 0 | 0 | 0 | 0 | 0 | 0 | 0 | 0 | L | 28-36 | |
| 12/19 | Titans | P | 1 | 1 | 0 | 0.0 | 0.0 | 0 | 0 | 0 | 0 | 0 | 0 | 0 | 0 | 0 | 0 | 0 | 0 | 0 | 0 | 0 | 0 | 0 | 0 | W | 19-13 | |
| 12/26 | at Chiefs | P | 1 | 1 | 0 | 0.0 | 0.0 | 0 | 0 | 0 | 0 | 0 | 0 | 0 | 0 | 0 | 0 | 0 | 0 | 0 | 0 | 0 | 0 | 0 | 0 | L | 10-36 | |
| 01/03 | Browns | P | 3 | 2 | 1 | 0.0 | 0.0 | 0 | 0 | 1 | 0 | 0 | 0 | 1 | 0 | 0 | 0 | 0 | 0 | 0 | 0 | 0 | 0 | 0 | 0 | W | 26-14 | |
| 01/09 | at Ravens | P | 0 | 0 | 0 | 0.0 | 0.0 | 0 | 0 | 0 | 0 | 0 | 0 | 0 | 0 | 0 | 0 | 0 | 1 | 1 | 0 | 0 | 0 | 0 | 0 | W | 16-13+ | |
| 2021 TOTALS | | 17-3 | 35 | 30 | 5 | 0.0 | 0.0 | 2 | 4 | 0 | 1 | 0 | 0 | 4 | 0 | 0 | 0 | 0 | 3 | 2 | 1 | 0 | 0 | 0 | 0 | 9-7-1 | | |
| + - Overtime | | | | | | | | | | | | | | | | | | | | | | | | | | | | |





LARRY OGUNJOBI

DEFENSIVE TACKLE

HEIGHT: 6-3
WEIGHT: 305
COLLEGE: Charlotte
BORN: June 3, 1994

BIRTHPLACE: Greensboro, NC
HOW ACQUIRED: FA 22
NFL EXPERIENCE: 6th year



COMMUNITY

- ✦ NFL Waterboys - Unites professional athletes and fans in support of a single shared cause: providing clean, accessible drinking water to communities in need.
- ✦ In March 2020, donated 100,00 meals to Greater Cleveland Food Bank
- ✦ 2018 and 2019 hosted Christmas shopping for youth
- ✦ Participated in Thanksgiving drives
- ✦ Lighthouse Youth Services - System of care for 0-24 to guide and trace progress over time (mental health service, youth housing, emergency shelter, community juvenile justice services, residential treatment and foster care and adoption)
- ✦ Freestore Foodbank - Provides meals to hungry children and families
- ✦ Hosts a youth football camp at former school Ragsdale High School
- ✦ Children's Camp in Guam in 2018 and 2020 with Zach Banner

REGULAR SEASON COMPARISON: DEFENSIVE - TAMPA BAY BUCCANEERS

| DATE | OPP | W/L | GP/GS | TACKLES | | | | | SACK | YDS. | INT | TFL | PD | QBH | TD | MISC | | |
|----------|----------|-----|-------|---------|------|------|--|--|------|------|-----|-----|----|-----|----|------|----|----|
| | | | | TOT | SOLO | ASST | | | | | | | | | | FF | FR | FR |
| 10/21/18 | CLV @ TB | L | S | 2 | 1 | 1 | | | 0.5 | 3.5 | 0 | 0 | 0 | 1 | 0 | 0 | 0 | 0 |
| TOTALS | | 0/1 | 1/1 | 2 | 1 | 1 | | | 0.5 | 3.5 | 0 | 0 | 0 | 1 | 0 | 0 | 0 | 0 |

LARRY OGUNJOBI'S NFL REGULAR SEASON DEFENSIVE STATISTICS

| DATE | TEAM | GP | GS | TACKLES | | | | | | | | INTERCEPTIONS | | | | O. FUMB | | | | ST | | | | MISC | | | |
|------------|----------|----|----|---------|-----|-----|-----|-----|------|-------|-----|---------------|-----|----|----|---------|----|----|----|-----|----|---|---|------|----|---|---|
| | | | | TK | S | A | TFL | YDS | SK | YDS | QBH | NO | YDS | LG | TD | PD | FF | FR | TD | YDS | TK | S | A | FF | FR | S | A |
| 2017 | Browns | 14 | 1 | 32 | 17 | 15 | 4 | 21 | 1.0 | 7.0 | 3 | 0 | 0 | 0 | 0 | 0 | 0 | 0 | 0 | 0 | 0 | 0 | 0 | 0 | 0 | | |
| 2018 | Browns | 16 | 16 | 52 | 33 | 19 | 10 | 53 | 5.5 | 51.5 | 15 | 0 | 0 | 0 | 0 | 1 | 0 | 0 | 0 | 0 | 0 | 0 | 0 | 0 | 0 | | |
| 2019 | Browns | 15 | 15 | 50 | 35 | 15 | 10 | 55 | 5.5 | 40.0 | 13 | 0 | 0 | 0 | 1 | 0 | 0 | 0 | 0 | 0 | 0 | 0 | 0 | 0 | 0 | | |
| 2020 | Browns | 15 | 15 | 46 | 23 | 23 | 5 | 15 | 2.5 | 18.0 | 6 | 0 | 0 | 0 | 0 | 1 | 0 | 0 | 0 | 0 | 0 | 0 | 0 | 0 | 0 | | |
| 2021 | Bengals | 16 | 16 | 49 | 29 | 20 | 12 | 55 | 7.0 | 51.5 | 16 | 0 | 0 | 0 | 0 | 0 | 0 | 0 | 0 | 0 | 0 | 0 | 0 | 0 | 0 | | |
| 2022 | Steelers | 5 | 5 | 12 | 4 | 8 | 1 | 0 | 0.5 | 4.0 | 5 | 0 | 0 | 0 | 0 | 0 | 0 | 0 | 0 | 0 | 0 | 0 | 0 | 0 | 0 | | |
| NFL TOTALS | | 81 | 68 | 241 | 141 | 100 | 42 | 199 | 22.0 | 172.0 | 58 | 0 | 0 | 0 | 1 | 2 | 0 | 0 | 0 | 0 | 0 | 0 | 0 | 0 | 0 | | |

LARRY OGUNJOBI'S NFL POSTSEASON DEFENSIVE STATISTICS

| DATE | TEAM | GP | GS | TACKLES | | | | | | | INTERCEPTIONS | | | | | | | O. FUMB | | | | ST | | | MISC | | |
|------------|---------|----|----|---------|---|---|-----|-----|-----|-----|---------------|----|-----|----|----|----|----|---------|----|-----|----|----|---|----|------|---|---|
| | | | | TK | S | A | TFL | YDS | SK | YDS | QBH | NO | YDS | LG | TD | PD | FF | FR | TD | YDS | TK | S | A | FF | FR | S | A |
| 2020 | Browns | 2 | 2 | 4 | 1 | 3 | 0 | 0 | 0.0 | 0.0 | 0 | 0 | 0 | 0 | 0 | 0 | 0 | 0 | 0 | 0 | 0 | 0 | 0 | 0 | 0 | | |
| 2021 | Bengals | 1 | 1 | 0 | 0 | 0 | 0 | 0 | 0.0 | 0.0 | 0 | 0 | 0 | 0 | 0 | 1 | 0 | 11 | 0 | 0 | 0 | 0 | 0 | 0 | 0 | | |
| NFL TOTALS | | 3 | 3 | 4 | 1 | 3 | 0 | 0 | 0.0 | 0.0 | 0 | 0 | 0 | 0 | 0 | 1 | 0 | 11 | 0 | 0 | 0 | 0 | 0 | 0 | 0 | | |

SINGLE-GAME HIGHS: DEFENSIVE

| | | | |
|---------------|---|------------------|---|
| Total Tackles | 9 vs. Cincinnati Bengals, Dec 08, 2019 | Passes Defensed | 1 at Denver Broncos, Nov 03, 2019 |
| | 8 vs. New York Jets, Sep 20, 2018 | Forced Fumbles | 1 at Baltimore Ravens, Sep 13, 2020 |
| Solo Tackles | 5 at Baltimore Ravens, Oct 24, 2021 | | 1 at Baltimore Ravens, Dec 30, 2018 |
| | 5 at Cincinnati Bengals, Dec 29, 2019 | Tackles For Loss | 2 vs. San Francisco 49ers, Dec 12, 2021 |
| Sacks | 2.0 at New Orleans Saints, Sep 16, 2018 | | 2 at Baltimore Ravens, Oct 24, 2021 |
| | 1.5 at Denver Broncos, Dec 19, 2021 | | ...7 more at 2. |
| | ...1 more at 1.5. | | |

SINGLE-GAME HIGHS - POSTSEASON: DEFENSIVE

| | | | |
|---------------|--|----------------------------------|--|
| Total Tackles | 3 at Pittsburgh Steelers, Jan 10, 2021 | Fumble Recoveries | 1 vs. Las Vegas Raiders, Jan 15, 2022 |
| | 1 at Kansas City Chiefs, Jan 17, 2021 | Longest Opponent's Fumble Return | 11 vs. Las Vegas Raiders, Jan 15, 2022 |
| Solo Tackles | 1 at Kansas City Chiefs, Jan 17, 2021 | | |

2022 GAME-BY-GAME REGULAR-SEASON STATISTICS (STEELERS)

| DATE | OPPONENT | P/S | TACKLES | | | | | YDS | QBH | INTERCEPTIONS | | | | O. FUMB | | | ST | | | MISC | | | W/L | SCORE |
|-------------|------------|-----|---------|---|---|-----|-----|-----|-----|---------------|-----|----|----|---------|----|----|----|-----|----|------|---|----|-----|--------|
| | | | TK | S | A | SK | TFL | | | NO | YDS | LG | TD | PD | FF | FR | TD | YDS | TK | S | A | FF | FR | |
| 09/11 | at Bengals | S | 4 | 3 | 1 | 0.0 | 0.0 | 1 | 0 | 1 | 0 | 0 | 0 | 0 | 0 | 0 | 0 | 0 | 0 | 0 | 0 | 0 | W | 23-20+ |
| 09/18 | Patriots | S | 3 | 0 | 3 | 0.0 | 0.0 | 0 | 0 | 0 | 0 | 0 | 0 | 0 | 0 | 0 | 0 | 0 | 0 | 0 | 0 | 0 | L | 14-17 |
| 09/22 | at Browns | S | 2 | 0 | 2 | 0.5 | 4.0 | 0 | 0 | 2 | 0 | 0 | 0 | 0 | 0 | 0 | 0 | 0 | 0 | 0 | 0 | 0 | L | 17-29 |
| 10/02 | Jets | S | 3 | 1 | 2 | 0.0 | 0.0 | 0 | 0 | 2 | 0 | 0 | 0 | 0 | 0 | 0 | 0 | 0 | 0 | 0 | 0 | 0 | L | 20-24 |
| 10/09 | at Bills | S | 0 | 0 | 0 | 0.0 | 0.0 | 0 | 0 | 0 | 0 | 0 | 0 | 0 | 0 | 0 | 0 | 0 | 0 | 0 | 0 | 0 | L | 3-38 |
| 2022 TOTALS | | 5-5 | 12 | 4 | 8 | 0.5 | 4.0 | 1 | 0 | 5 | 0 | 0 | 0 | 0 | 0 | 0 | 0 | 0 | 0 | 0 | 0 | 0 | 1-4 | |

+ - Overtime

[illegible][illegible][illegible][illegible]

2017 GAME-BY-GAME REGULAR-SEASON STATISTICS (BROWNS)

| DATE | OPPONENT | P/S | TACKLES | | | | | | | INTERCEPTIONS | | | | | O. FUMB | | | | ST | | | | MISC | | W/L | SCORE | | |
|--------------|-------------|------|---------|----|----|-----|-----|-----|-----|---------------|------------------|-----|----|----|---------|----|----|----|-----|----|---|---|------|----|------|--------|---|-------|
| | | | TK | S | A | SK | YDS | TFL | YDS | QBH | NO | YDS | LG | TD | PD | FF | FR | TD | YDS | TK | S | A | FF | FR | | | S | A |
| 09/10 | Steelers | P | 4 | 2 | 2 | 0.0 | 0.0 | 0 | 0 | 0 | 0 | 0 | 0 | 0 | 0 | 0 | 0 | 0 | 0 | 0 | 0 | 0 | 0 | 0 | L | 18-21 | | |
| 09/17 | at Ravens | P | 0 | 0 | 0 | 0.0 | 0.0 | 0 | 0 | 1 | 0 | 0 | 0 | 0 | 0 | 0 | 0 | 0 | 0 | 0 | 0 | 0 | 0 | 0 | L | 10-24 | | |
| 09/24 | at Colts | P | 2 | 0 | 2 | 0.0 | 0.0 | 0 | 0 | 0 | 0 | 0 | 0 | 0 | 0 | 0 | 0 | 0 | 0 | 0 | 0 | 0 | 0 | 0 | L | 28-31 | | |
| 10/01 | Bengals | P | 3 | 1 | 2 | 0.0 | 0.0 | 1 | 5 | 0 | 0 | 0 | 0 | 0 | 0 | 0 | 0 | 0 | 0 | 0 | 0 | 0 | 0 | 0 | L | 7-31 | | |
| 10/08 | Jets | P | 1 | 1 | 0 | 0.0 | 0.0 | 0 | 0 | 1 | 0 | 0 | 0 | 0 | 0 | 0 | 0 | 0 | 0 | 0 | 0 | 0 | 0 | 0 | L | 14-17 | | |
| 10/15 | at Texans | P | 1 | 1 | 0 | 0.0 | 0.0 | 0 | 0 | 0 | 0 | 0 | 0 | 0 | 0 | 0 | 0 | 0 | 0 | 0 | 0 | 0 | 0 | 0 | L | 17-33 | | |
| 10/22 | Titans | P | 1 | 0 | 1 | 0.0 | 0.0 | 0 | 0 | 0 | 0 | 0 | 0 | 0 | 0 | 0 | 0 | 0 | 0 | 0 | 0 | 0 | 0 | 0 | L | 9-12+ | | |
| 10/29 | Vikings | | | | | | | | | | INACTIVE | | | | | | | | | | | | | | | | L | 16-33 |
| 11/12 | at Lions | | | | | | | | | | ON INACTIVE LIST | | | | | | | | | | | | | | | | L | 24-38 |
| 11/19 | Jaguars | P | 5 | 2 | 3 | 0.0 | 0.0 | 0 | 0 | 0 | 0 | 0 | 0 | 0 | 0 | 0 | 0 | 0 | 0 | 0 | 0 | 0 | 0 | 0 | L | 7-19 | | |
| 11/26 | at Bengals | P | 0 | 0 | 0 | 0.0 | 0.0 | 0 | 0 | 0 | 0 | 0 | 0 | 0 | 0 | 0 | 0 | 0 | 0 | 0 | 0 | 0 | 0 | 0 | L | 16-30 | | |
| 12/03 | at Chargers | P | 3 | 2 | 1 | 0.0 | 0.0 | 1 | 4 | 0 | 0 | 0 | 0 | 0 | 0 | 0 | 0 | 0 | 0 | 0 | 0 | 0 | 0 | 0 | L | 10-19 | | |
| 12/10 | Packers | S | 2 | 1 | 1 | 0.0 | 0.0 | 0 | 0 | 0 | 0 | 0 | 0 | 0 | 0 | 0 | 0 | 0 | 0 | 0 | 0 | 0 | 0 | 0 | L | 21-27+ | | |
| 12/17 | Ravens | P | 4 | 3 | 1 | 0.0 | 0.0 | 0 | 0 | 0 | 0 | 0 | 0 | 0 | 0 | 0 | 0 | 0 | 0 | 0 | 0 | 0 | 0 | 0 | L | 10-27 | | |
| 12/24 | at Bears | P | 4 | 3 | 1 | 1.0 | 7.0 | 2 | 12 | 1 | 0 | 0 | 0 | 0 | 0 | 0 | 0 | 0 | 0 | 0 | 0 | 0 | 0 | 0 | L | 3-20 | | |
| 12/31 | at Steelers | P | 2 | 1 | 1 | 0.0 | 0.0 | 0 | 0 | 0 | 0 | 0 | 0 | 0 | 0 | 0 | 0 | 0 | 0 | 0 | 0 | 0 | 0 | 0 | L | 24-28 | | |
| 2017 TOTALS | | 14-1 | 32 | 17 | 15 | 1.0 | 7.0 | 4 | 21 | 3 | 0 | 0 | 0 | 0 | 0 | 0 | 0 | 0 | 0 | 0 | 0 | 0 | 0 | 0 | 0-16 | | | |
| + - Overtime | | | | | | | | | | | | | | | | | | | | | | | | | | | | |



76

(Chuk-WEZ-muh-ah-OK-uh-for)

CHUKWUMA OKORAFOR

OFFENSIVE LINEMAN

HEIGHT: 6-6

WEIGHT: 320

COLLEGE: Western Michigan

BORN: August 8, 1997

BIRTHPLACE: Southfield, MI

HOW ACQUIRED: D3b '18

NFL EXPERIENCE: 5th year



CHUKWUMA OKORAFOR'S NFL REGULAR SEASON STATISTICS

| DATE | TEAM | GP | GS |
|------------|----------|----|----|
| 2018 | Steelers | 13 | 3 |
| 2019 | Steelers | 1 | 1 |
| 2020 | Steelers | 16 | 15 |
| 2021 | Steelers | 16 | 16 |
| 2022 | Steelers | 5 | 5 |
| NFL TOTALS | | 51 | 40 |

CHUKWUMA OKORAFOR'S NFL POSTSEASON STATISTICS

| DATE | TEAM | GP | GS |
|------------|----------|----|----|
| 2020 | Steelers | 1 | 1 |
| 2021 | Steelers | 1 | 1 |
| NFL TOTALS | | 2 | 2 |

2022 GAME-BY-GAME REGULAR-SEASON STATISTICS (STEELERS)

| DATE | OPPONENT | P/S | W/L | SCORE |
|-------------|------------|-----|-----|--------|
| 09/11 | at Bengals | S | W | 23-20+ |
| 09/18 | Patriots | S | L | 14-17 |
| 09/22 | at Browns | S | L | 17-29 |
| 10/02 | Jets | S | L | 20-24 |
| 10/09 | at Bills | S | L | 3-38 |
| 2022 TOTALS | | 5-5 | 1-4 | |

+ - Overtime





(Baltimore)
GUNNER OLSZEWSKI
WIDE RECEIVER

HEIGHT: 6-0
WEIGHT: 190
COLLEGE: Bemidji State
BORN: November 26, 1996

BIRTHPLACE: Alvin, TX
HOW ACQUIRED: UFA '22
NFL EXPERIENCE: 4th year

GUNNER OLSZEWSKI'S NFL REGULAR SEASON RUSHING/RECEIVING STATISTICS

| DATE | TEAM | GP | GS | RECEIVING | | | | RUSHING | | | | | |
|------------|----------|----|----|-----------|------|------|-----|---------|-----|------|------|----|----|
| | | | | NO. | YDS. | AVG. | LG | TD | NO. | YDS. | AVG. | LG | TD |
| 2019 | Patriots | 8 | 0 | 2 | 34 | 17.0 | 29 | 0 | 0 | 0 | 0.0 | 0 | 0 |
| 2020 | Patriots | 13 | 2 | 5 | 62 | 12.4 | 38t | 1 | 5 | 23 | 4.6 | 12 | 0 |
| 2021 | Patriots | 16 | 0 | 2 | 31 | 15.5 | 22 | 0 | 1 | 9 | 9.0 | 9 | 0 |
| 2022 | Steelers | 4 | 0 | 0 | 0 | 0.0 | 0 | 0 | 2 | 18 | 9.0 | 18 | 0 |
| NFL TOTALS | | 41 | 2 | 9 | 127 | 14.1 | 38T | 1 | 8 | 50 | 6.3 | 18 | 0 |

GUNNER OLSZEWSKI'S NFL POSTSEASON RUSHING/RECEIVING STATISTICS

| DATE | TEAM | GP | GS | RECEIVING | | | | RUSHING | | | | | |
|------------|----------|----|----|-----------|------|------|----|---------|-----|------|------|----|----|
| | | | | NO. | YDS. | AVG. | LG | TD | NO. | YDS. | AVG. | LG | TD |
| 2019 | Patriots | 0 | 0 | 0 | 0 | 0.0 | 0 | 0 | 0 | 0 | 0.0 | 0 | 0 |
| 2021 | Patriots | 1 | 0 | 0 | 0 | 0.0 | 0 | 0 | 0 | 0 | 0.0 | 0 | 0 |
| NFL TOTALS | | 1 | 0 | 0 | 0 | 0.0 | 0 | 0 | 0 | 0 | 0.0 | 0 | 0 |

GUNNER OLSZEWSKI'S NFL REGULAR SEASON RETURN STATISTICS

| KICKOFF RETURNS | | | | | | | PUNT RETURNS | | | | | |
|-----------------|----------|------|------|------|----|----|--------------|----|------|------|-----|----|
| DATE | TEAM | RET. | YDS. | AVG. | LG | TD | NO. | FC | YDS. | AVG. | LG | TD |
| 2019 | Patriots | 0 | 0 | 0.0 | 0 | 0 | 20 | 16 | 179 | 9.0 | 22 | 0 |
| 2020 | Patriots | 18 | 418 | 23.2 | 33 | 0 | 20 | 11 | 346 | 17.3 | 70t | 1 |
| 2021 | Patriots | 18 | 416 | 23.1 | 37 | 0 | 26 | 10 | 309 | 11.9 | 27 | 0 |
| 2022 | Steelers | 2 | 19 | 9.5 | 18 | 0 | 5 | 2 | 36 | 7.2 | 20 | 0 |
| NFL TOTALS | | 38 | 853 | 22.4 | 37 | 0 | 71 | 39 | 870 | 12.3 | 70T | 1 |

GUNNER OLSZEWSKI'S NFL POSTSEASON RETURN STATISTICS

| KICKOFF RETURNS | | | | | | | PUNT RETURNS | | | | | | |
|-----------------|----------|------|------|------|----|----|--------------|----|------|------|----|----|--|
| DATE | TEAM | RET. | YDS. | AVG. | LG | TD | NO. | FC | YDS. | AVG. | LG | TD | |
| 2019 | Patriots | 0 | 0 | 0.0 | 0 | 0 | 0 | 0 | 0 | 0.0 | 0 | 0 | |
| 2021 | Patriots | 5 | 103 | 20.6 | 26 | 0 | 0 | 0 | 0 | 0.0 | 0 | 0 | |
| NFL TOTALS | | 5 | 103 | 20.6 | 26 | 0 | 0 | 0 | 0 | 0.0 | 0 | 0 | |

SINGLE-GAME HIGHS: RUSHING/RECEIVING

| | | | |
|----------------------|--|------------------------|--|
| Rush Attempts | 3 at New York Jets, Nov 09, 2020 1 vs. Buffalo Bills, Dec 26, 2021 ...2 more at 1. | Longest Kickoff Return | 37 vs. Tennessee Titans, Nov 28, 2021 33 vs. San Francisco 49ers, Oct 25, 2020 |
| Rushing Yards | 16 at New York Jets, Nov 09, 2020 9 vs. Buffalo Bills, Dec 26, 2021 | Fair Catches | 5 at Washington Redskins, Oct 06, 2019 4 vs. Jacksonville Jaguars, Jan 02, 2022 |
| Longest Runs | 18 vs. New England Patriots, Sep 18, 2022 12 at New York Jets, Nov 09, 2020 | Punt Return Yards | 145 at Los Angeles Chargers, Dec 06, 2020 80 at Los Angeles Chargers, Oct 31, 2021 |
| Receptions | 2 vs. New York Jets, Jan 03, 2021 2 vs. New York Giants, Oct 10, 2019 | Longest Punt Return | 70t at Los Angeles Chargers, Dec 06, 2020 61 at Los Angeles Chargers, Dec 06, 2020 |
| Receiving Yards | 38 at Los Angeles Chargers, Dec 06, 2020 34 vs. New York Giants, Oct 10, 2019 | Punt Returns | 8 vs. New York Jets, Sep 22, 2019 5 at Los Angeles Rams, Dec 10, 2020 |
| Longest Receptions | 38t at Los Angeles Chargers, Dec 06, 2020 29 vs. New York Giants, Oct 10, 2019 | Punt Return TDs | 1 at Los Angeles Chargers, Dec 06, 2020 |
| Receiving TDs | 1 at Los Angeles Chargers, Dec 06, 2020 | Punt Return Average | 48.3 at Los Angeles Chargers, Dec 06, 2020 20.0 at Los Angeles Chargers, Oct 31, 2021 |
| All-Purpose Yards | 183 at Los Angeles Chargers, Dec 06, 2020 155 vs. San Francisco 49ers, Oct 25, 2020 | Kickoff Return Average | 28.0 vs. Tennessee Titans, Nov 28, 2021 25.8 vs. San Francisco 49ers, Oct 25, 2020 |
| Kickoff Returns | 6 vs. San Francisco 49ers, Oct 25, 2020 4 at New York Jets, Nov 09, 2020 | Special Teams Tackles | 3 vs. Jacksonville Jaguars, Jan 02, 2022 2 at Atlanta Falcons, Nov 18, 2021 |
| Kickoff Return Yards | 155 vs. San Francisco 49ers, Oct 25, 2020 100 at New York Jets, Nov 09, 2020 | Most TDs | 2 at Los Angeles Chargers, Dec 06, 2020 |

SINGLE-GAME HIGHS - POSTSEASON: RUSHING/RECEIVING

| | | | |
|----------------------|------------------------------------|------------------------|-------------------------------------|
| All-Purpose Yards | 103 at Buffalo Bills, Jan 15, 2022 | Longest Kickoff Return | 26 at Buffalo Bills, Jan 15, 2022 |
| Kickoff Returns | 5 at Buffalo Bills, Jan 15, 2022 | | 25 at Buffalo Bills, Jan 15, 2022 |
| Kickoff Return Yards | 103 at Buffalo Bills, Jan 15, 2022 | | 21 at Buffalo Bills, Jan 15, 2022 |
| | | | 16 at Buffalo Bills, Jan 15, 2022 |
| | | | 15 at Buffalo Bills, Jan 15, 2022 |
| | | Kickoff Return Average | 20.6 at Buffalo Bills, Jan 15, 2022 |
| | | Special Teams Tackles | 1 at Buffalo Bills, Jan 15, 2022 |

2022 GAME-BY-GAME REGULAR-SEASON STATISTICS (STEELERS)

| DATE | OPPONENT | P/S | RECEIVING | | | | | RUSHING | | | | | W/L | SCORE |
|--------------|------------|-----|------------------|------|------|----|----|---------|------|------|----|----|-----|--------|
| | | | NO. | YDS. | AVG. | LG | TD | NO. | YDS. | AVG. | LG | TD | | |
| 09/11 | at Bengals | P | 0 | 0 | 0.0 | 0 | 0 | 0 | 0 | 0.0 | 0 | 0 | W | 23-20+ |
| 09/18 | Patriots | P | 0 | 0 | 0.0 | 0 | 0 | 1 | 18 | 18.0 | 18 | 0 | L | 14-17 |
| 09/22 | at Browns | P | 0 | 0 | 0.0 | 0 | 0 | 0 | 0 | 0.0 | 0 | 0 | L | 17-29 |
| 10/02 | Jets | P | 0 | 0 | 0.0 | 0 | 0 | 1 | 0 | 0.0 | 0 | 0 | L | 20-24 |
| 10/09 | at Bills | | ON INACTIVE LIST | | | | | | | | | | L | 3-38 |
| 2022 TOTALS | | 4-0 | 0 | 0 | 0.0 | 0 | 0 | 2 | 18 | 9.0 | 18 | 0 | 1-4 | |
| + - Overtime | | | | | | | | | | | | | | |

2021 GAME-BY-GAME REGULAR-SEASON STATISTICS (PATRIOTS)

| DATE | OPPONENT | P/S | RECEIVING | | | | | RUSHING | | | | | W/L | SCORE |
|--------------|-------------|------|------------------|------|------|----|----|---------|------|------|----|----|------|--------|
| | | | NO. | YDS. | AVG. | LG | TD | NO. | YDS. | AVG. | LG | TD | | |
| 09/12 | Dolphins | P | 0 | 0 | 0.0 | 0 | 0 | 0 | 0 | 0.0 | 0 | 0 | L | 16-17 |
| 09/19 | at Jets | P | 0 | 0 | 0.0 | 0 | 0 | 0 | 0 | 0.0 | 0 | 0 | W | 25-6 |
| 09/26 | Saints | P | 0 | 0 | 0.0 | 0 | 0 | 0 | 0 | 0.0 | 0 | 0 | L | 13-28 |
| 10/03 | Buccaneers | P | 0 | 0 | 0.0 | 0 | 0 | 0 | 0 | 0.0 | 0 | 0 | L | 17-19 |
| 10/10 | at Texans | P | 0 | 0 | 0.0 | 0 | 0 | 0 | 0 | 0.0 | 0 | 0 | W | 25-22 |
| 10/17 | Cowboys | P | 0 | 0 | 0.0 | 0 | 0 | 0 | 0 | 0.0 | 0 | 0 | L | 29-35+ |
| 10/24 | Jets | P | 1 | 22 | 22.0 | 22 | 0 | 0 | 0 | 0.0 | 0 | 0 | W | 54-13 |
| 10/31 | at Chargers | P | 0 | 0 | 0.0 | 0 | 0 | 0 | 0 | 0.0 | 0 | 0 | W | 27-24 |
| 11/07 | at Panthers | P | 0 | 0 | 0.0 | 0 | 0 | 0 | 0 | 0.0 | 0 | 0 | W | 24-6 |
| 11/14 | Browns | | ON INACTIVE LIST | | | | | | | | | | W | 45-7 |
| 11/18 | at Falcons | P | 0 | 0 | 0.0 | 0 | 0 | 0 | 0 | 0.0 | 0 | 0 | W | 25-0 |
| 11/28 | Titans | P | 0 | 0 | 0.0 | 0 | 0 | 0 | 0 | 0.0 | 0 | 0 | W | 36-13 |
| 12/06 | at Bills | P | 0 | 0 | 0.0 | 0 | 0 | 0 | 0 | 0.0 | 0 | 0 | W | 14-10 |
| 12/18 | at Colts | P | 0 | 0 | 0.0 | 0 | 0 | 0 | 0 | 0.0 | 0 | 0 | L | 17-27 |
| 12/26 | Bills | P | 0 | 0 | 0.0 | 0 | 0 | 1 | 9 | 9.0 | 9 | 0 | L | 21-33 |
| 01/02 | Jaguars | P | 1 | 9 | 9.0 | 9 | 0 | 0 | 0 | 0.0 | 0 | 0 | W | 50-10 |
| 01/09 | at Dolphins | P | 0 | 0 | 0.0 | 0 | 0 | 0 | 0 | 0.0 | 0 | 0 | L | 24-33 |
| 2021 TOTALS | | 16-0 | 2 | 31 | 15.5 | 22 | 0 | 1 | 9 | 9.0 | 9 | 0 | 10-7 | |
| + - Overtime | | | | | | | | | | | | | | |

2020 GAME-BY-GAME REGULAR-SEASON STATISTICS (PATRIOTS)

| DATE | OPPONENT | P/S | RECEIVING | | | | | RUSHING | | | | | W/L | SCORE |
|-------------|-------------|-----|-----------------|------|------|-----|----|---------|------|------|----|----|-----|-------|
| | | | NO. | YDS. | AVG. | LG | TD | NO. | YDS. | AVG. | LG | TD | | |
| 09/13 | Dolphins | | INJURED RESERVE | | | | | | | | | | W | 21-11 |
| 09/20 | at Seahawks | | INJURED RESERVE | | | | | | | | | | L | 30-35 |
| 09/27 | Raiders | | INJURED RESERVE | | | | | | | | | | W | 36-20 |
| 10/05 | at Chiefs | | INJURED RESERVE | | | | | | | | | | L | 10-26 |
| 10/18 | Broncos | | INJURED RESERVE | | | | | | | | | | L | 12-18 |
| 10/25 | 49ers | | INJURED RESERVE | | | | | | | | | | L | 6-33 |
| 11/01 | at Bills | | INJURED RESERVE | | | | | | | | | | L | 21-24 |
| 11/09 | at Jets | | INJURED RESERVE | | | | | | | | | | W | 30-27 |
| 11/15 | Ravens | | INJURED RESERVE | | | | | | | | | | W | 23-17 |
| 11/22 | at Texans | P | 0 | 0 | 0.0 | 0 | 0 | 0 | 0 | 0.0 | 0 | 0 | L | 20-27 |
| 11/29 | Cardinals | P | 0 | 0 | 0.0 | 0 | 0 | 1 | 1 | 1.0 | 1 | 0 | W | 20-17 |
| 12/06 | at Chargers | P | 1 | 38 | 38.0 | 38t | 1 | 0 | 0 | 0.0 | 0 | 0 | W | 45-0 |
| 12/10 | at Rams | P | 0 | 0 | 0.0 | 0 | 0 | 0 | 0 | 0.0 | 0 | 0 | L | 3-24 |
| 12/20 | at Dolphins | P | 0 | 0 | 0.0 | 0 | 0 | 0 | 0 | 0.0 | 0 | 0 | L | 12-22 |
| 12/28 | Bills | P | 0 | 0 | 0.0 | 0 | 0 | 0 | 0 | 0.0 | 0 | 0 | L | 9-38 |
| 01/03 | Jets | P | 2 | 14 | 7.0 | 12 | 0 | 0 | 0 | 0.0 | 0 | 0 | W | 28-14 |
| 2020 TOTALS | | 7-0 | 3 | 52 | 17.3 | 38T | 1 | 1 | 1 | 1.0 | 1 | 0 | 7-9 | |

2019 GAME-BY-GAME REGULAR-SEASON STATISTICS (PATRIOTS)

| DATE | OPPONENT | P/S | RECEIVING | | | | | RUSHING | | | | | W/L | SCORE |
|-------------|-------------|-----|-----------|------|------|------|----|-----------------|------|------|-----|----|-----|-------|
| | | | NO. | YDS. | AVG. | LG | TD | NO. | YDS. | AVG. | LG | TD | | |
| 09/08 | Steelers | P | 0 | 0 | 0.0 | 0 | 0 | 0 | 0 | 0.0 | 0 | 0 | W | 33-3 |
| 09/15 | at Dolphins | P | 0 | 0 | 0.0 | 0 | 0 | 0 | 0 | 0.0 | 0 | 0 | W | 43-0 |
| 09/22 | Jets | P | 0 | 0 | 0.0 | 0 | 0 | 0 | 0 | 0.0 | 0 | 0 | W | 30-14 |
| 09/29 | at Bills | P | 0 | 0 | 0.0 | 0 | 0 | 0 | 0 | 0.0 | 0 | 0 | W | 16-10 |
| 10/06 | at Redskins | P | 0 | 0 | 0.0 | 0 | 0 | 0 | 0 | 0.0 | 0 | 0 | W | 33-7 |
| 10/10 | Giants | P | 2 | 34 | 17.0 | 29 | 0 | 0 | 0 | 0.0 | 0 | 0 | W | 35-14 |
| 10/21 | at Jets | P | 0 | 0 | 0.0 | 0 | 0 | 0 | 0 | 0.0 | 0 | 0 | W | 33-0 |
| 10/27 | Browns | P | 0 | 0 | 0.0 | 0 | 0 | 0 | 0 | 0.0 | 0 | 0 | W | 27-13 |
| 11/03 | at Ravens | | | | | | | INACTIVE | | | | | L | 20-37 |
| 11/17 | at Eagles | | | | | | | INACTIVE | | | | | W | 17-10 |
| 11/24 | Cowboys | | | | | | | INJURED RESERVE | | | | | W | 13-9 |
| 12/01 | at Texans | | | | | | | INJURED RESERVE | | | | | L | 22-28 |
| 12/08 | Chiefs | | | | | | | INJURED RESERVE | | | | | L | 16-23 |
| 12/15 | at Bengals | | | | | | | INJURED RESERVE | | | | | W | 34-13 |
| 12/21 | Bills | | | | | | | INJURED RESERVE | | | | | W | 24-17 |
| 12/29 | Dolphins | | | | | | | INJURED RESERVE | | | | | L | 24-27 |
| 2019 TOTALS | | | 8-0 | 2 | 34 | 17.0 | 29 | 0 | 0 | 0 | 0.0 | 0 | 0 | 12-4 |

2021 GAME-BY-GAME REGULAR-SEASON STATISTICS (PATRIOTS)

| DATE | OPPONENT | P/S | KICKOFF RETURNS | | | | | PUNT RETURNS | | | | | W/L | SCORE | |
|--------------|-------------|-----|-----------------|-----|------|------|------------------|--------------|----|-----|------|------|-----|-------|--------|
| | | | RET | YDS | AVG | LG | TD | NO | FC | YDS | AVG | LG | | | TD |
| 09/12 | Dolphins | P | 1 | 17 | 17.0 | 17 | 0 | 3 | 0 | 20 | 6.7 | 14 | 0 | L | 16-17 |
| 09/19 | at Jets | P | 0 | 0 | 0.0 | 0 | 0 | 0 | 1 | 0 | 0.0 | 0 | 0 | W | 25-6 |
| 09/26 | Saints | P | 0 | 0 | 0.0 | 0 | 0 | 3 | 1 | 30 | 10.0 | 18 | 0 | L | 13-28 |
| 10/03 | Buccaneers | P | 0 | 0 | 0.0 | 0 | 0 | 2 | 0 | 17 | 8.5 | 11 | 0 | L | 17-19 |
| 10/10 | at Texans | P | 3 | 65 | 21.7 | 26 | 0 | 1 | 1 | 13 | 13.0 | 13 | 0 | W | 25-22 |
| 10/17 | Cowboys | P | 2 | 47 | 23.5 | 24 | 0 | 1 | 0 | 23 | 23.0 | 23 | 0 | L | 29-35+ |
| 10/24 | Jets | P | 2 | 57 | 28.5 | 31 | 0 | 2 | 0 | 30 | 15.0 | 17 | 0 | W | 54-13 |
| 10/31 | at Chargers | P | 1 | 26 | 26.0 | 26 | 0 | 4 | 0 | 80 | 20.0 | 27 | 0 | W | 27-24 |
| 11/07 | at Panthers | P | 1 | 30 | 30.0 | 30 | 0 | 2 | 0 | 35 | 17.5 | 18 | 0 | W | 24-6 |
| 11/14 | Browns | | | | | | ON INACTIVE LIST | | | | | | W | 45-7 | |
| 11/18 | at Falcons | P | 0 | 0 | 0.0 | 0 | 0 | 3 | 1 | 17 | 5.7 | 17 | 0 | W | 25-0 |
| 11/28 | Titans | P | 3 | 84 | 28.0 | 37 | 0 | 2 | 0 | 23 | 11.5 | 15 | 0 | W | 36-13 |
| 12/06 | at Bills | P | 0 | 0 | 0.0 | 0 | 0 | 0 | 1 | 0 | 0.0 | 0 | 0 | W | 14-10 |
| 12/18 | at Colts | P | 1 | 20 | 20.0 | 20 | 0 | 1 | 1 | 1 | 1.0 | 1 | 0 | L | 17-27 |
| 12/26 | Bills | P | 2 | 19 | 9.5 | 17 | 0 | 0 | 0 | 0 | 0.0 | 0 | 0 | L | 21-33 |
| 01/02 | Jaguars | P | 1 | 27 | 27.0 | 27 | 0 | 0 | 4 | 0 | 0.0 | 0 | 0 | W | 50-10 |
| 01/09 | at Dolphins | P | 1 | 24 | 24.0 | 24 | 0 | 2 | 0 | 20 | 10.0 | 11 | 0 | L | 24-33 |
| 2021 TOTALS | | | 16-0 | 18 | 416 | 23.1 | 37 | 0 | 26 | 10 | 309 | 11.9 | 27 | 0 | 10-7 |
| + - Overtime | | | | | | | | | | | | | | | |

2020 GAME-BY-GAME REGULAR-SEASON STATISTICS (PATRIOTS)

| DATE | OPPONENT | P/S | KICKOFF RETURNS | | | | | PUNT RETURNS | | | | | W/L | SCORE | |
|-------------|-------------|-----|-----------------|-----|------|------|----|-----------------|----|-----|------|------|-----|-------|-------|
| | | | RET | YDS | AVG | LG | TD | NO | FC | YDS | AVG | LG | | | TD |
| 09/13 | Dolphins | | | | | | | INJURED RESERVE | | | | | W | 21-11 | |
| 09/20 | at Seahawks | | | | | | | INJURED RESERVE | | | | | L | 30-35 | |
| 09/27 | Raiders | | | | | | | INJURED RESERVE | | | | | W | 36-20 | |
| 10/05 | at Chiefs | | | | | | | INJURED RESERVE | | | | | L | 10-26 | |
| 10/18 | Broncos | | | | | | | INJURED RESERVE | | | | | L | 12-18 | |
| 10/25 | 49ers | | | | | | | INJURED RESERVE | | | | | L | 6-33 | |
| 11/01 | at Bills | | | | | | | INJURED RESERVE | | | | | L | 21-24 | |
| 11/09 | at Jets | | | | | | | INJURED RESERVE | | | | | W | 30-27 | |
| 11/15 | Ravens | | | | | | | INJURED RESERVE | | | | | W | 23-17 | |
| 11/22 | at Texans | P | 1 | 12 | 12.0 | 12 | 0 | 2 | 2 | 3 | 1.5 | 3 | 0 | L | 20-27 |
| 11/29 | Cardinals | P | 0 | 0 | 0.0 | 0 | 0 | 2 | 1 | 67 | 33.5 | 58 | 0 | W | 20-17 |
| 12/06 | at Chargers | P | 0 | 0 | 0.0 | 0 | 0 | 3 | 1 | 145 | 48.3 | 70t | 1 | W | 45-0 |
| 12/10 | at Rams | P | 0 | 0 | 0.0 | 0 | 0 | 5 | 1 | 47 | 9.4 | 21 | 0 | L | 3-24 |
| 12/20 | at Dolphins | P | 0 | 0 | 0.0 | 0 | 0 | 2 | 0 | 16 | 8.0 | 13 | 0 | L | 12-22 |
| 12/28 | Bills | P | 0 | 0 | 0.0 | 0 | 0 | 1 | 0 | 5 | 5.0 | 5 | 0 | L | 9-38 |
| 01/03 | Jets | P | 1 | 21 | 21.0 | 21 | 0 | 3 | 0 | 36 | 12.0 | 17 | 0 | W | 28-14 |
| 2020 TOTALS | | | 7-0 | 2 | 33 | 16.5 | 21 | 0 | 18 | 5 | 319 | 17.7 | 70t | 1 | 7-9 |

2019 GAME-BY-GAME REGULAR-SEASON STATISTICS (PATRIOTS)

| DATE | OPPONENT | P/S | KICKOFF RETURNS | | | | | PUNT RETURNS | | | | | W/L | SCORE |
|-------------|-------------|-----|-----------------|-----|-----|----|----|-----------------|----|-----|------|----|-----|---------|
| | | | RET | YDS | AVG | LG | TD | NO | FC | YDS | AVG | LG | | |
| 09/08 | Steelers | P | 0 | 0 | 0.0 | 0 | 0 | 2 | 3 | 35 | 17.5 | 20 | 0 | W 33-3 |
| 09/15 | at Dolphins | P | 0 | 0 | 0.0 | 0 | 0 | 3 | 3 | 9 | 3.0 | 6 | 0 | W 43-0 |
| 09/22 | Jets | P | 0 | 0 | 0.0 | 0 | 0 | 8 | 1 | 44 | 5.5 | 13 | 0 | W 30-14 |
| 09/29 | at Bills | P | 0 | 0 | 0.0 | 0 | 0 | 0 | 1 | 0 | 0.0 | 0 | 0 | W 16-10 |
| 10/06 | at Redskins | P | 0 | 0 | 0.0 | 0 | 0 | 3 | 5 | 49 | 16.3 | 19 | 0 | W 33-7 |
| 10/10 | Giants | P | 0 | 0 | 0.0 | 0 | 0 | 1 | 1 | 10 | 10.0 | 10 | 0 | W 35-14 |
| 10/21 | at Jets | P | 0 | 0 | 0.0 | 0 | 0 | 2 | 1 | 24 | 12.0 | 22 | 0 | W 33-0 |
| 10/27 | Browns | P | 0 | 0 | 0.0 | 0 | 0 | 1 | 1 | 8 | 8.0 | 8 | 0 | W 27-13 |
| 11/03 | at Ravens | | | | | | | INACTIVE | | | | | L | 20-37 |
| 11/17 | at Eagles | | | | | | | INACTIVE | | | | | W | 17-10 |
| 11/24 | Cowboys | | | | | | | INJURED RESERVE | | | | | W | 13-9 |
| 12/01 | at Texans | | | | | | | INJURED RESERVE | | | | | L | 22-28 |
| 12/08 | Chiefs | | | | | | | INJURED RESERVE | | | | | L | 16-23 |
| 12/15 | at Bengals | | | | | | | INJURED RESERVE | | | | | W | 34-13 |
| 12/21 | Bills | | | | | | | INJURED RESERVE | | | | | W | 24-17 |
| 12/29 | Dolphins | | | | | | | INJURED RESERVE | | | | | L | 24-27 |
| 2019 TOTALS | | 8-0 | 0 | 0 | 0.0 | 0 | 0 | 20 | 16 | 179 | 9.0 | 22 | 0 | 12-4 |



14

GEORGE PICKENS
WIDE RECEIVER

HEIGHT: 6-3

WEIGHT: 200

COLLEGE: Georgia

BORN: March 4, 2001

BIRTHPLACE: Hoover, AL

HOW ACQUIRED: 02/22

NFL EXPERIENCE: R



GEORGE PICKENS' NFL REGULAR SEASON RUSHING/RECEIVING STATISTICS

| DATE | TEAM | GP | GS | RECEIVING | | | | | RUSHING | | | | |
|------------|----------|----|----|-----------|------|------|----|----|---------|------|------|----|----|
| | | | | NO. | YDS. | AVG. | LG | TD | NO. | YDS. | AVG. | LG | TD |
| 2022 | Steelers | 5 | 2 | 17 | 250 | 14.7 | 36 | 0 | 0 | 0 | 0.0 | 0 | 0 |
| NFL TOTALS | | 5 | 2 | 17 | 250 | 14.7 | 36 | 0 | 0 | 0 | 0.0 | 0 | 0 |

GEORGE PICKENS' NFL REGULAR SEASON RETURN STATISTICS

| | | KICKOFF RETURNS | | | | | PUNT RETURNS | | | | | |
|------------|----------|-----------------|------|------|----|----|--------------|----|------|------|----|----|
| DATE | TEAM | RET. | YDS. | AVG. | LG | TD | NO. | FC | YDS. | AVG. | LG | TD |
| 2022 | Steelers | 0 | 0 | 0.0 | 0 | 0 | 0 | 0 | 0 | 0.0 | 0 | 0 |
| NFL TOTALS | | 0 | 0 | 0.0 | 0 | 0 | 0 | 0 | 0 | 0.0 | 0 | 0 |

SINGLE-GAME HIGHS: RECEIVING

| | | | |
|-------------------|--------------------------------------|--------------------|--------------------------------------|
| Receptions | 6 at Buffalo Bills, Oct 09, 2022 | Longest Receptions | 36 at Cleveland Browns, Sep 22, 2022 |
| | 6 vs. New York Jets, Oct 02, 2022 | | 29 at Buffalo Bills, Oct 09, 2022 |
| Receiving Yards | 102 vs. New York Jets, Oct 02, 2022 | All-Purpose Yards | 102 vs. New York Jets, Oct 02, 2022 |
| | 83 at Buffalo Bills, Oct 09, 2022 | | 83 at Buffalo Bills, Oct 09, 2022 |
| Receiving Average | 17.0 vs. New York Jets, Oct 02, 2022 | | |
| | 13.8 at Buffalo Bills, Oct 09, 2022 | | |

100-YARD RECEIVING GAMES (1): REGULAR SEASON

| DATE | TEAM | NO. | YDS. | AVG. | LG | TD |
|----------|------|-----|------|------|----|----|
| 10/02/22 | JETS | 6 | 102 | 17.0 | 27 | 0 |

2022 GAME-BY-GAME REGULAR-SEASON STATISTICS (STEELERS)

| DATE | OPPONENT | P/S | RECEIVING | | | | | RUSHING | | | | | W/L | SCORE |
|-------------|------------|-----|-----------|------|------|----|----|---------|------|------|----|----|-----|--------|
| | | | NO. | YDS. | AVG. | LG | TD | NO. | YDS. | AVG. | LG | TD | | |
| 09/11 | at Bengals | S | 1 | 3 | 3.0 | 3 | 0 | 0 | 0 | 0.0 | 0 | 0 | W | 23-20+ |
| 09/18 | Patriots | P | 1 | 23 | 23.0 | 23 | 0 | 0 | 0 | 0.0 | 0 | 0 | L | 14-17 |
| 09/22 | at Browns | P | 3 | 39 | 13.0 | 36 | 0 | 0 | 0 | 0.0 | 0 | 0 | L | 17-29 |
| 10/02 | Jets | S | 6 | 102 | 17.0 | 27 | 0 | 0 | 0 | 0.0 | 0 | 0 | L | 20-24 |
| 10/09 | at Bills | P | 6 | 83 | 13.8 | 29 | 0 | 0 | 0 | 0.0 | 0 | 0 | L | 3-38 |
| 2022 TOTALS | | 5-2 | 17 | 250 | 14.7 | 36 | 0 | 0 | 0 | 0.0 | 0 | 0 | 1-4 | |

+ - Overtime



**KENNY PICKETT**
QUARTERBACK

HEIGHT: 6-3
WEIGHT: 220
COLLEGE: Pittsburgh
BORN: June 6, 1998

BIRTHPLACE: Oakhurst, NJ
HOW ACQUIRED: DT 22
NFL EXPERIENCE: R



| KENNY PICKETT'S NFL REGULAR SEASON PASSING STATISTICS | | | | | | | | | | | | | | |
|---|----------|----|----|------|------|------|-----|------|----|------|----|----|-----|------|
| DATE | TEAM | GP | GS | ATT. | CMP. | PCT. | YDS | AVG. | TD | INT. | LG | SK | LST | RATE |
| 2022 | Steelers | 2 | 1 | 65 | 44 | 67.7 | 447 | 6.9 | 0 | 4 | 29 | 3 | 17 | 61.5 |
| TOTALS | | 2 | 1 | 65 | 44 | 67.7 | 447 | 6.9 | 0 | 4 | 29 | 3 | 17 | 61.5 |

| KENNY PICKETT'S NFL REGULAR SEASON RUSHING STATISTICS | | | | | | | | | |
|---|----------|-----|------|------|--|--|----|--|----|
| DATE | TEAM | NO. | YDS. | AVG. | | | LG | | TD |
| 2022 | Steelers | 7 | 25 | 3.6 | | | 10 | | 2 |
| TOTALS | | 7 | 25 | 3.6 | | | 10 | | 2 |

| KENNY PICKETT'S NFL REGULAR SEASON PASSING/RUSHING STATISTICS | | | | | | | | | | | | | | | | | |
|---|----------|----|----|---------|------|------|-----|------|----|------|----|----|-----|---------|-----|------|------|
| DATE | TEAM | GP | GS | PASSING | | | | | | | | | | RUSHING | | | |
| | | | | ATT. | CMP. | PCT. | YDS | AVG. | TD | INT. | LG | SK | LST | RATE | NO. | YDS. | AVG. |
| 2022 | Steelers | 2 | 1 | 65 | 44 | 67.7 | 447 | 6.9 | 0 | 4 | 29 | 3 | 17 | 61.5 | 7 | 25 | 3.6 |
| TOTALS | | 2 | 1 | 65 | 44 | 67.7 | 447 | 6.9 | 0 | 4 | 29 | 3 | 17 | 61.5 | 7 | 25 | 3.6 |

SINGLE-GAME HIGHS: QUARTERBACK

| | | | |
|-----------------------|-------------------------------------|---------------|-------------------------------------|
| Pass Attempts | 52 at Buffalo Bills, Oct 09, 2022 | Passer Rating | 74.8 at Buffalo Bills, Oct 09, 2022 |
| | 13 vs. New York Jets, Oct 02, 2022 | Rush Attempts | 6 vs. New York Jets, Oct 02, 2022 |
| Pass Completions | 34 at Buffalo Bills, Oct 09, 2022 | Rushing Yards | 15 vs. New York Jets, Oct 02, 2022 |
| | 10 vs. New York Jets, Oct 02, 2022 | Longest Runs | 10 at Buffalo Bills, Oct 09, 2022 |
| Yards Passing | 327 at Buffalo Bills, Oct 09, 2022 | | 7 vs. New York Jets, Oct 02, 2022 |
| | 120 vs. New York Jets, Oct 02, 2022 | Rushing TDs | 2 vs. New York Jets, Oct 02, 2022 |
| Long Passes | 29 at Buffalo Bills, Oct 09, 2022 | | |
| | 27 vs. New York Jets, Oct 02, 2022 | | |
| Completion Percentage | 65.4 at Buffalo Bills, Oct 09, 2022 | | |


300-YARD PASSING GAMES (1): REGULAR SEASON

| DATE | TEAM | NO. | YDS. | AVG. | LG | TD |
|----------|----------|-----|------|------|----|----|
| 10/09/22 | at Bills | 34 | 327 | 9.6 | 29 | 0 |

2022 GAME-BY-GAME REGULAR-SEASON STATISTICS (STEELERS)

| DATE | OPPONENT | P/S | PASSING | | | | | | | | | | | RUSHING | | | | W/L | SCORE |
|--------------|------------|-----|---------------------------|-----|-----|------|-----|------|----|-----|----|-------|------|---------|-----|----|----|-----|--------|
| | | | ATT | CMP | YDS | PCT | Y/A | Y/C | TD | INT | LG | SK/YD | RATE | ATT | YDS | LG | TD | | |
| 09/11 | at Bengals | | DID NOT PLAY (NON-INJURY) | | | | | | | | | | | | | | | W | 23-20+ |
| 09/18 | Patriots | | DID NOT PLAY (NON-INJURY) | | | | | | | | | | | | | | | L | 14-17 |
| 09/22 | at Browns | | DID NOT PLAY (NON-INJURY) | | | | | | | | | | | | | | | L | 17-29 |
| 10/02 | Jets | P | 13 | 10 | 120 | 76.9 | 9.2 | 12.0 | 0 | 3 | 27 | 0/0 | 65.1 | 6 | 15 | 7 | 2 | L | 20-24 |
| 10/09 | at Bills | S | 52 | 34 | 327 | 65.4 | 6.3 | 9.6 | 0 | 1 | 29 | 3/17 | 74.8 | 1 | 10 | 10 | 0 | L | 3-38 |
| 2022 TOTALS | | 2-1 | 65 | 44 | 447 | 67.7 | 6.9 | 10.2 | 0 | 4 | 29 | 3/17 | 61.5 | 7 | 25 | 10 | 2 | 1-4 | |
| + = Overtime | | | | | | | | | | | | | | | | | | | |

+ - Overtime




42

JAMES PIERRE
CORNERBACK

HEIGHT: 6-2
WEIGHT: 185
COLLEGE: Florida Atlantic
BORN: September 16, 1996

BIRTHPLACE: Deerfield Beach, FL
HOW ACQUIRED: UDFA 20
NFL EXPERIENCE: 3rd year



JAMES PIERRE'S NFL REGULAR SEASON DEFENSIVE STATISTICS

| | | TACKLES | | | | | | | | | | INTERCEPTIONS | | | | | O. FUMB | | | | ST | | | | MISC | | |
|------------|----------|---------|----|----|----|---|-----|-----|-----|-----|-----|---------------|-----|----|----|----|---------|----|----|-----|----|----|----|----|------|---|---|
| DATE | TEAM | GP | GS | TK | S | A | TFL | YDS | SK | YDS | QBH | NO | YDS | LG | TD | PD | FF | FR | TD | YDS | TK | S | A | FF | FR | S | A |
| 2020 | Steelers | 16 | 0 | 1 | 1 | 0 | 1 | 1 | 0.0 | 0.0 | 0 | 0 | 0 | 0 | 0 | 0 | 0 | 0 | 0 | 0 | 9 | 6 | 3 | 0 | 0 | 0 | 0 |
| 2021 | Steelers | 17 | 4 | 37 | 34 | 3 | 0 | 0 | 0.0 | 0.0 | 0 | 1 | 0 | 0 | 0 | 4 | 1 | 0 | 0 | 0 | 10 | 3 | 7 | 2 | 0 | 0 | 0 |
| 2022 | Steelers | 5 | 0 | 5 | 5 | 0 | 0 | 0 | 0.0 | 0.0 | 0 | 0 | 0 | 0 | 0 | 1 | 0 | 0 | 0 | 0 | 3 | 3 | 0 | 0 | 1 | 0 | 0 |
| NFL TOTALS | | 38 | 4 | 43 | 40 | 3 | 1 | 1 | 0.0 | 0.0 | 0 | 1 | 0 | 0 | 0 | 5 | 1 | 0 | 0 | 0 | 22 | 12 | 10 | 2 | 1 | 0 | 0 |

JAMES PIERRE'S NFL POSTSEASON DEFENSIVE STATISTICS

| TACKLES | | | | | | | | | | | | | | INTERCEPTIONS | | | | O. FUMB | | | | ST | | | | MISC | | |
|------------|----------|----|----|----|---|---|-----|-----|-----|-----|-----|----|-----|---------------|----|----|----|---------|----|-----|----|----|---|----|----|------|---|---|
| DATE | TEAM | GP | GS | TK | S | A | TFL | YDS | SK | YDS | QBH | NO | YDS | LG | TD | PD | FF | FR | TD | YDS | TK | S | A | FF | FR | S | A | |
| 2020 | Steelers | 1 | 0 | 0 | 0 | 0 | 0 | 0 | 0.0 | 0.0 | 0 | 0 | 0 | 0 | 0 | 1 | 0 | 0 | 0 | 0 | 2 | 2 | 0 | 0 | 0 | 0 | 0 | 0 |
| 2021 | Steelers | 0 | 0 | 0 | 0 | 0 | 0 | 0 | 0.0 | 0.0 | 0 | 0 | 0 | 0 | 0 | 0 | 0 | 0 | 0 | 0 | 0 | 0 | 0 | 0 | 0 | 0 | 0 | 0 |
| NFL TOTALS | | 1 | 0 | 0 | 0 | 0 | 0 | 0 | 0.0 | 0.0 | 0 | 0 | 0 | 0 | 0 | 1 | 0 | 0 | 0 | 0 | 2 | 2 | 0 | 0 | 0 | 0 | 0 | 0 |

SINGLE-GAME HIGHS: DEFENSIVE

| | | | | |
|-----------------|---------------------------------------|------------------------------|---|------------------------------------|
| Total Tackles | 6 vs. Denver Broncos, Oct 10, 2021 | Tackles For Loss | 1 at Jacksonville Jaguars, Nov 22, 2020 | |
| | 6 vs. Las Vegas Raiders, Sep 19, 2021 | | Interceptions | 1 vs. Denver Broncos, Oct 10, 2021 |
| | ...1 more at 6. | | Special Teams Tackles | 2 vs. Detroit Lions, Nov 14, 2021 |
| Solo Tackles | 6 vs. Denver Broncos, Oct 10, 2021 | Special Teams Forced Fumbles | 2 at Tennessee Titans, Oct 25, 2020 | |
| | 6 vs. Las Vegas Raiders, Sep 19, 2021 | | 1 vs. Tennessee Titans, Dec 19, 2021 | |
| | ...1 more at 6. | | 1 vs. Chicago Bears, Nov 08, 2021 | |
| Passes Defensed | 2 vs. Denver Broncos, Oct 10, 2021 | | | |
| | 1 at Buffalo Bills, Oct 09, 2022 | | | |
| | ...2 more at 1. | | | |
| Forced Fumbles | 1 vs. Seattle Seahawks, Oct 17, 2021 | | | |

SINGLE-GAME HIGHS - POSTSEASON: DEFENSIVE

| | | | |
|-----------------|--------------------------------------|-----------------------|--------------------------------------|
| Passes Defensed | 1 vs. Cleveland Browns, Jan 10, 2021 | Special Teams Tackles | 2 vs. Cleveland Browns, Jan 10, 2021 |
|-----------------|--------------------------------------|-----------------------|--------------------------------------|

2022 GAME-BY-GAME REGULAR-SEASON STATISTICS (STEELERS)

| DATE | OPPONENT | P/S | TACKLES | | | | | | | INTERCEPTIONS | | | | | O. FUMB | | | ST | | | MISC | | W/L/T | SCORE | | | |
|--------------|------------|-----|---------|---|---|-----|-----|-----|-----|---------------|----|-----|----|----|---------|----|----|----|-----|----|------|---|-------|-------|-----|--------|---|
| | | | TK | S | A | SK | YDS | TFL | YDS | QBH | NO | YDS | LG | TD | PD | FF | FR | TD | YDS | TK | S | A | | | FF | FR | S |
| 09/11 | at Bengals | P | 0 | 0 | 0 | 0.0 | 0.0 | 0 | 0 | 0 | 0 | 0 | 0 | 0 | 0 | 0 | 0 | 0 | 0 | 0 | 0 | 0 | 0 | 0 | W | 23-20+ | |
| 09/18 | Patriots | P | 0 | 0 | 0 | 0.0 | 0.0 | 0 | 0 | 0 | 0 | 0 | 0 | 0 | 0 | 0 | 0 | 0 | 1 | 1 | 0 | 0 | 0 | 0 | L | 14-17 | |
| 09/22 | at Browns | P | 0 | 0 | 0 | 0.0 | 0.0 | 0 | 0 | 0 | 0 | 0 | 0 | 0 | 0 | 0 | 0 | 0 | 2 | 2 | 0 | 0 | 0 | 0 | L | 17-29 | |
| 10/02 | Jets | P | 0 | 0 | 0 | 0.0 | 0.0 | 0 | 0 | 0 | 0 | 0 | 0 | 0 | 0 | 0 | 0 | 0 | 0 | 0 | 0 | 0 | 1 | 0 | L | 20-24 | |
| 10/09 | at Bills | P | 5 | 5 | 0 | 0.0 | 0.0 | 0 | 0 | 0 | 0 | 0 | 1 | 0 | 0 | 0 | 0 | 0 | 0 | 0 | 0 | 0 | 0 | 0 | L | 3-38 | |
| 2022 TOTALS | | 5-0 | 5 | 5 | 0 | 0.0 | 0.0 | 0 | 0 | 0 | 0 | 0 | 1 | 0 | 0 | 0 | 0 | 0 | 3 | 3 | 0 | 1 | 0 | 0 | 1-4 | | |
| + - Overtime | | | | | | | | | | | | | | | | | | | | | | | | | | | |

2021 GAME-BY-GAME REGULAR-SEASON STATISTICS (STEELERS)

| DATE | OPPONENT | P/S | TACKLES | | | | | | | INTERCEPTIONS | | | | | O. FUMB | | | ST | | | MISC | | SCORE | | | |
|-------------|-------------|------|---------|----|---|-----|-----|-----|-----|---------------|----|-----|----|----|---------|----|----|----|-----|----|------|---|-------|----|----|--------|
| | | | TK | S | A | SK | YDS | YFL | YDS | QBH | NO | YDS | LG | TD | PD | FF | FR | TD | YDS | TK | S | A | | FF | FR | S |
| 09/12 | at Bills | P | 6 | 6 | 0 | 0.0 | 0.0 | 0 | 0 | 0 | 0 | 0 | 0 | 1 | 0 | 0 | 0 | 0 | 1 | 0 | 1 | 0 | 0 | 0 | W | 23-16 |
| 09/19 | Raiders | S | 6 | 6 | 0 | 0.0 | 0.0 | 0 | 0 | 0 | 0 | 0 | 0 | 0 | 0 | 0 | 0 | 0 | 1 | 0 | 1 | 0 | 0 | 0 | L | 17-26 |
| 09/26 | Bengals | P | 0 | 0 | 0 | 0.0 | 0.0 | 0 | 0 | 0 | 0 | 0 | 0 | 1 | 0 | 0 | 0 | 0 | 1 | 1 | 0 | 0 | 0 | 0 | L | 10-24 |
| 10/03 | at Packers | P | 1 | 1 | 0 | 0.0 | 0.0 | 0 | 0 | 0 | 0 | 0 | 0 | 0 | 0 | 0 | 0 | 0 | 0 | 0 | 0 | 0 | 0 | 0 | L | 17-27 |
| 10/10 | Broncos | S | 6 | 6 | 0 | 0.0 | 0.0 | 0 | 0 | 0 | 1 | 0 | 0 | 2 | 0 | 0 | 0 | 0 | 0 | 0 | 0 | 0 | 0 | 0 | W | 27-19 |
| 10/17 | Seahawks | P | 3 | 2 | 1 | 0.0 | 0.0 | 0 | 0 | 0 | 0 | 0 | 0 | 0 | 1 | 0 | 0 | 0 | 1 | 0 | 1 | 0 | 0 | 0 | W | 23-20+ |
| 10/31 | at Browns | P | 0 | 0 | 0 | 0.0 | 0.0 | 0 | 0 | 0 | 0 | 0 | 0 | 0 | 0 | 0 | 0 | 0 | 0 | 0 | 0 | 0 | 0 | 0 | W | 15-10 |
| 11/08 | Bears | P | 1 | 1 | 0 | 0.0 | 0.0 | 0 | 0 | 0 | 0 | 0 | 0 | 0 | 0 | 0 | 0 | 0 | 1 | 1 | 0 | 0 | 0 | 0 | W | 29-27 |
| 11/14 | Lions | P | 5 | 4 | 1 | 0.0 | 0.0 | 0 | 0 | 0 | 0 | 0 | 0 | 0 | 0 | 0 | 0 | 0 | 2 | 0 | 2 | 0 | 0 | 0 | T | 16-16 |
| 11/21 | at Chargers | S | 5 | 5 | 0 | 0.0 | 0.0 | 0 | 0 | 0 | 0 | 0 | 0 | 0 | 0 | 0 | 0 | 0 | 0 | 0 | 0 | 0 | 0 | 0 | L | 37-41 |
| 11/28 | at Bengals | S | 4 | 3 | 1 | 0.0 | 0.0 | 0 | 0 | 0 | 0 | 0 | 0 | 0 | 0 | 0 | 0 | 0 | 0 | 0 | 0 | 0 | 0 | 0 | L | 10-41 |
| 12/05 | Ravens | P | 0 | 0 | 0 | 0.0 | 0.0 | 0 | 0 | 0 | 0 | 0 | 0 | 0 | 0 | 0 | 0 | 0 | 1 | 0 | 1 | 0 | 0 | 0 | W | 20-19 |
| 12/09 | at Vikings | P | 0 | 0 | 0 | 0.0 | 0.0 | 0 | 0 | 0 | 0 | 0 | 0 | 0 | 0 | 0 | 0 | 0 | 0 | 0 | 0 | 0 | 0 | 0 | L | 28-36 |
| 12/19 | Titans | P | 0 | 0 | 0 | 0.0 | 0.0 | 0 | 0 | 0 | 0 | 0 | 0 | 0 | 0 | 0 | 0 | 0 | 1 | 1 | 0 | 1 | 0 | 0 | W | 19-13 |
| 12/26 | at Chiefs | P | 0 | 0 | 0 | 0.0 | 0.0 | 0 | 0 | 0 | 0 | 0 | 0 | 0 | 0 | 0 | 0 | 0 | 0 | 0 | 0 | 0 | 0 | 0 | L | 10-36 |
| 01/03 | Browns | P | 0 | 0 | 0 | 0.0 | 0.0 | 0 | 0 | 0 | 0 | 0 | 0 | 0 | 0 | 0 | 0 | 0 | 0 | 0 | 0 | 0 | 0 | 0 | W | 26-14 |
| 01/09 | at Ravens | P | 0 | 0 | 0 | 0.0 | 0.0 | 0 | 0 | 0 | 0 | 0 | 0 | 0 | 0 | 0 | 0 | 0 | 1 | 0 | 1 | 0 | 0 | 0 | W | 16-13+ |
| 2021 TOTALS | | 17-4 | 37 | 34 | 3 | 0.0 | 0.0 | 0 | 0 | 0 | 1 | 0 | 0 | 4 | 1 | 0 | 0 | 0 | 10 | 3 | 7 | 2 | 0 | 0 | 0 | 9-7-1 |
| + Overtime | | | | | | | | | | | | | | | | | | | | | | | | | | |

2020 GAME-BY-GAME REGULAR-SEASON STATISTICS (STEELERS)

| DATE | OPPONENT | P/S | TACKLES | | | | | | | INTERCEPTIONS | | | | | O. FUMB | | | ST | | | MISC | | W/L | SCORE | | | |
|-------------|---------------|-----|---------|---|---|-----|-----|-----|-----|---------------|----|-----|----|----|---------|----|----|----|-----|----|------|---|-----|-------|----|----|-------|
| | | | TK | S | A | SK | YDS | TFL | YDS | QBH | NO | YDS | LG | TD | PD | FF | FR | TD | YDS | TK | S | A | | | FF | FR | S |
| 09/14 | at Giants | P | 0 | 0 | 0 | 0.0 | 0.0 | 0 | 0 | 0 | 0 | 0 | 0 | 0 | 0 | 0 | 0 | 0 | 0 | 0 | 0 | 0 | 0 | 0 | 0 | W | 26-16 |
| 09/20 | Broncos | P | 0 | 0 | 0 | 0.0 | 0.0 | 0 | 0 | 0 | 0 | 0 | 0 | 0 | 0 | 0 | 0 | 0 | 0 | 0 | 0 | 0 | 0 | 0 | 0 | W | 26-21 |
| 09/27 | Texans | P | 0 | 0 | 0 | 0.0 | 0.0 | 0 | 0 | 0 | 0 | 0 | 0 | 0 | 0 | 0 | 0 | 0 | 0 | 0 | 0 | 0 | 0 | 0 | 0 | W | 28-21 |
| 10/11 | Eagles | P | 0 | 0 | 0 | 0.0 | 0.0 | 0 | 0 | 0 | 0 | 0 | 0 | 0 | 0 | 0 | 0 | 0 | 0 | 1 | 1 | 0 | 0 | 0 | 0 | W | 38-29 |
| 10/18 | Browns | P | 0 | 0 | 0 | 0.0 | 0.0 | 0 | 0 | 0 | 0 | 0 | 0 | 0 | 0 | 0 | 0 | 0 | 0 | 1 | 1 | 0 | 0 | 0 | 0 | W | 38-7 |
| 10/25 | at Titans | P | 0 | 0 | 0 | 0.0 | 0.0 | 0 | 0 | 0 | 0 | 0 | 0 | 0 | 0 | 0 | 0 | 0 | 0 | 2 | 2 | 0 | 0 | 0 | 0 | W | 27-24 |
| 11/01 | at Ravens | P | 0 | 0 | 0 | 0.0 | 0.0 | 0 | 0 | 0 | 0 | 0 | 0 | 0 | 0 | 0 | 0 | 0 | 0 | 0 | 0 | 0 | 0 | 0 | 0 | W | 28-24 |
| 11/08 | at Cowboys | P | 0 | 0 | 0 | 0.0 | 0.0 | 0 | 0 | 0 | 0 | 0 | 0 | 0 | 0 | 0 | 0 | 0 | 0 | 1 | 1 | 0 | 0 | 0 | 0 | W | 24-19 |
| 11/15 | Bengals | P | 0 | 0 | 0 | 0.0 | 0.0 | 0 | 0 | 0 | 0 | 0 | 0 | 0 | 0 | 0 | 0 | 0 | 0 | 0 | 0 | 0 | 0 | 0 | 0 | W | 36-10 |
| 11/22 | at Jaguars | P | 1 | 1 | 0 | 0.0 | 0.0 | 1 | 1 | 0 | 0 | 0 | 0 | 0 | 0 | 0 | 0 | 0 | 0 | 1 | 1 | 0 | 0 | 0 | 0 | W | 27-3 |
| 12/02 | Ravens | P | 0 | 0 | 0 | 0.0 | 0.0 | 0 | 0 | 0 | 0 | 0 | 0 | 0 | 0 | 0 | 0 | 0 | 0 | 1 | 0 | 1 | 0 | 0 | 0 | W | 19-14 |
| 12/07 | Football Team | P | 0 | 0 | 0 | 0.0 | 0.0 | 0 | 0 | 0 | 0 | 0 | 0 | 0 | 0 | 0 | 0 | 0 | 0 | 0 | 0 | 0 | 0 | 0 | 0 | L | 17-23 |
| 12/13 | at Bills | P | 0 | 0 | 0 | 0.0 | 0.0 | 0 | 0 | 0 | 0 | 0 | 0 | 0 | 0 | 0 | 0 | 0 | 0 | 0 | 0 | 0 | 0 | 0 | 0 | L | 15-26 |
| 12/21 | at Bengals | P | 0 | 0 | 0 | 0.0 | 0.0 | 0 | 0 | 0 | 0 | 0 | 0 | 0 | 0 | 0 | 0 | 0 | 0 | 0 | 0 | 0 | 0 | 0 | 0 | L | 17-27 |
| 12/27 | Colts | P | 0 | 0 | 0 | 0.0 | 0.0 | 0 | 0 | 0 | 0 | 0 | 0 | 0 | 0 | 0 | 0 | 0 | 0 | 1 | 0 | 1 | 0 | 0 | 0 | W | 28-24 |
| 01/03 | at Browns | P | 0 | 0 | 0 | 0.0 | 0.0 | 0 | 0 | 0 | 0 | 0 | 0 | 0 | 0 | 0 | 0 | 0 | 0 | 1 | 0 | 1 | 0 | 0 | 0 | L | 22-24 |
| 2020 TOTALS | | | 16-0 | 1 | 1 | 0 | 0.0 | 0.0 | 1 | 1 | 0 | 0 | 0 | 0 | 0 | 0 | 0 | 0 | 0 | 9 | 6 | 3 | 0 | 0 | 0 | 0 | 12-4 |



50

MALIK REED
OUTSIDE LINEBACKER

HEIGHT: 6-2

WEIGHT: 235

COLLEGE: Nevada

BORN: August 5, 1996

BIRTHPLACE: Dothan, AL

HOW ACQUIRED: TR 22 (DEN)

NFL EXPERIENCE: 4th year



REGULAR SEASON COMPARISON: DEFENSIVE - TAMPA BAY BUCCANEERS

| DATE | OPP | W/L | GP/GS | TACKLES | | ASST | SACK | YDS. | INT | TFL | PD | QBH | MISC | | |
|---------|------------|-----|-------|---------|------|------|------|------|-----|-----|----|-----|------|----|----|
| | | | | TOT | SOLO | | | | | | | | TD | FF | FR |
| 9/27/20 | DEN vs. TB | L | P | 2 | 1 | 1 | 0.0 | 0.0 | 0 | 0 | 0 | 0 | 0 | 0 | 0 |
| TOTALS | | 0/1 | 1/0 | 2 | 1 | 1 | 0.0 | 0.0 | 0 | 0 | 0 | 0 | 0 | 0 | 0 |

MALIK REED'S NFL REGULAR SEASON DEFENSIVE STATISTICS

| DATE | TEAM | GP | GS | TACKLES | | | | | | | | | | INTERCEPTIONS | | | | | O. FUMB | | | | ST | | MISC | |
|---------------------------------|----------|----|----|---------|----|----|-----|-----|------|-------|-----|----|-----|---------------|----|----|----|----|---------|-----|----|---|----|----|------|---|
| | | | | TK | S | A | TFL | YDS | SK | YDS | QBH | NO | YDS | LG | TD | PD | FF | FR | TD | YDS | TK | S | A | FF | FR | S |
| 2019 | Broncos | 15 | 8 | 24 | 15 | 9 | 4 | 13 | 2.0 | 11.0 | 5 | 0 | 0 | 0 | 0 | 1 | 0 | 0 | 3 | 1 | 2 | 0 | 0 | 0 | 0 | |
| 2020 | Broncos | 16 | 13 | 51 | 32 | 19 | 8 | 37 | 8.0 | 61.5 | 17 | 0 | 0 | 0 | 1 | 1 | 0 | 0 | 2 | 2 | 0 | 0 | 0 | 0 | 0 | |
| 2021 | Broncos | 14 | 13 | 44 | 23 | 21 | 3 | 14 | 5.5 | 37.5 | 9 | 0 | 0 | 0 | 0 | 2 | 2 | 1 | 0 | 0 | 0 | 0 | 0 | 0 | 0 | |
| 2022 | Broncos | 0 | 0 | 0 | 0 | 0 | 0 | 0 | 0.0 | 0.0 | 0 | 0 | 0 | 0 | 0 | 0 | 0 | 0 | 0 | 0 | 0 | 0 | 0 | 0 | 0 | |
| Went from Denver to Pittsburgh. | | | | | | | | | | | | | | | | | | | | | | | | | | |
| 2022 | Steelers | 4 | 2 | 9 | 3 | 6 | 0 | 0 | 0.0 | 0.0 | 2 | 0 | 0 | 0 | 0 | 0 | 0 | 0 | 0 | 0 | 0 | 0 | 0 | 0 | 0 | |
| 2022 | TOTAL | 4 | 2 | 9 | 3 | 6 | 0 | 0 | 0.0 | 0.0 | 2 | 0 | 0 | 0 | 0 | 0 | 0 | 0 | 0 | 0 | 0 | 0 | 0 | 0 | 0 | |
| NFL TOTALS | | 49 | 36 | 128 | 73 | 55 | 15 | 64 | 15.5 | 110.0 | 33 | 0 | 0 | 0 | 0 | 4 | 3 | 2 | 0 | 5 | 3 | 2 | 0 | 0 | 0 | 0 |

SINGLE-GAME HIGHS: DEFENSIVE

| | | | |
|-----------------|--|-----------------------|---|
| Total Tackles | 9 vs. Philadelphia Eagles, Nov 14, 2021 7 at Pittsburgh Steelers, Oct 10, 2021 ...1 more at 7. | Forced Fumbles | 1 vs. Washington Football Team, Oct 31, 2021 1 at Pittsburgh Steelers, Oct 10, 2021 ...1 more at 1. |
| Solo Tackles | 5 vs. Philadelphia Eagles, Nov 14, 2021 5 vs. New Orleans Saints, Nov 29, 2020 | Fumble Recoveries | 1 at New York Giants, Sep 12, 2021 1 at Indianapolis Colts, Oct 27, 2019 |
| Sacks | 2.0 vs. Washington Football Team, Oct 31, 2021 2.0 vs. Kansas City Chiefs, Oct 25, 2020 | Tackles For Loss | 2 vs. Miami Dolphins, Nov 22, 2020 2 vs. Kansas City Chiefs, Oct 25, 2020 |
| Passes Defensed | 1 at Los Angeles Chargers, Jan 02, 2022 1 vs. Washington Football Team, Oct 31, 2021 ...2 more at 1. | Special Teams Tackles | 1 at New York Jets, Oct 01, 2020 1 vs. Tennessee Titans, Sep 14, 2020 ...3 more at 1. |

2022 GAME-BY-GAME REGULAR-SEASON STATISTICS (BRONCOS/STEELERS)

| DATE | OPPONENT | P/S | TACKLES | | | | | | | INTERCEPTIONS | | | | | O. FUMB | | | ST | | | MISC | | W/L | SCORE | | | |
|--------------------------------|-------------|-----|---------|---|---|-----|-----|-----|-----|---------------|----|-----|----|----|---------|----|----|----|-----|----|------|---|-----|-------|----|-------|---|
| | | | TK | S | A | SK | YDS | TFL | YDS | QBH | NO | YDS | LG | TD | PD | FF | FR | TD | YDS | TK | S | A | | | FF | S | A |
| 09/12 | at Seahawks | | | | | | | | | | | | | | | | | | | | | | | | L | 16-17 | |
| DID NOT PLAY | | | | | | | | | | | | | | | | | | | | | | | | | | | |
| Went from Broncos to Steelers. | | | | | | | | | | | | | | | | | | | | | | | | | | | |
| 09/18 | Patriots | P | 4 | 2 | 2 | 0.0 | 0.0 | 0 | 0 | 0 | 1 | 0 | 0 | 0 | 0 | 0 | 0 | 0 | 0 | 0 | 0 | 0 | 0 | 0 | L | 14-17 | |
| 09/22 | at Browns | S | 2 | 1 | 1 | 0.0 | 0.0 | 0 | 0 | 0 | 0 | 0 | 0 | 0 | 0 | 0 | 0 | 0 | 0 | 0 | 0 | 0 | 0 | 0 | L | 17-29 | |
| 10/02 | Jets | S | 1 | 0 | 1 | 0.0 | 0.0 | 0 | 0 | 0 | 1 | 0 | 0 | 0 | 0 | 0 | 0 | 0 | 0 | 0 | 0 | 0 | 0 | 0 | L | 20-24 | |
| 10/09 | at Bills | P | 1 | 0 | 1 | 0.0 | 0.0 | 0 | 0 | 0 | 0 | 0 | 0 | 0 | 0 | 0 | 0 | 0 | 0 | 0 | 0 | 0 | 0 | 0 | L | 3-38 | |
| 2022 TOTALS | | | 4-2 | 8 | 3 | 5 | 0.0 | 0.0 | 0 | 0 | 2 | 0 | 0 | 0 | 0 | 0 | 0 | 0 | 0 | 0 | 0 | 0 | 0 | 0 | 0 | -0-5 | |

2021 GAME-BY-GAME REGULAR-SEASON STATISTICS (BRONCOS)


| DATE | OPPONENT | P/S | TACKLES | | | | | | | INTERCEPTIONS | | | | | O. FUMB | | | ST | | | MISC | | W/L | SCORE | | | |
|-------------|---------------|-------|------------------|----|----|-----|------|-----|-----|---------------|----|-----|----|----|---------|----|----|----|-----|----|------|---|-----|-------|----|------|-------|
| | | | TK | S | A | SK | YDS | TFL | YDS | QBH | NO | YDS | LG | TD | PD | FF | FR | TD | YDS | TK | S | A | | | FF | FR | S |
| 09/12 | at Giants | S | 1 | 0 | 1 | 0.0 | 0.0 | 0 | 0 | 0 | 0 | 0 | 0 | 0 | 0 | 1 | 0 | 0 | 0 | 0 | 0 | 0 | 0 | 0 | 0 | W | 27-13 |
| 09/19 | at Jaguars | P | 2 | 0 | 2 | 0.0 | 0.0 | 0 | 0 | 0 | 0 | 0 | 0 | 0 | 0 | 0 | 0 | 0 | 0 | 0 | 0 | 0 | 0 | 0 | 0 | W | 23-13 |
| 09/26 | Jets | S | 4 | 2 | 2 | 1.0 | 6.0 | 1 | 6 | 2 | 0 | 0 | 0 | 0 | 0 | 0 | 0 | 0 | 0 | 0 | 0 | 0 | 0 | 0 | 0 | W | 26-0 |
| 10/03 | Ravens | S | 0 | 0 | 0 | 0.0 | 0.0 | 0 | 0 | 0 | 1 | 0 | 0 | 0 | 0 | 0 | 0 | 0 | 0 | 0 | 0 | 0 | 0 | 0 | 0 | L | 7-23 |
| 10/10 | at Steelers | S | 7 | 4 | 3 | 1.0 | 9.0 | 0 | 0 | 1 | 0 | 0 | 0 | 0 | 0 | 1 | 0 | 0 | 0 | 0 | 0 | 0 | 0 | 0 | 0 | L | 19-27 |
| 10/17 | Raiders | S | 1 | 1 | 0 | 0.0 | 0.0 | 0 | 0 | 0 | 0 | 0 | 0 | 0 | 0 | 0 | 0 | 0 | 0 | 0 | 0 | 0 | 0 | 0 | 0 | L | 24-34 |
| 10/21 | at Browns | S | 4 | 1 | 3 | 0.0 | 0.0 | 0 | 0 | 0 | 0 | 0 | 0 | 0 | 0 | 0 | 0 | 0 | 0 | 0 | 0 | 0 | 0 | 0 | 0 | L | 14-17 |
| 10/31 | Football Team | S | 3 | 3 | 0 | 2.0 | 19.0 | 1 | 6 | 2 | 0 | 0 | 0 | 0 | 1 | 1 | 0 | 0 | 0 | 0 | 0 | 0 | 0 | 0 | 0 | W | 17-10 |
| 11/07 | at Cowboys | | ON INACTIVE LIST | | | | | | | | | | | | | | | | | | | | | | | W | 30-16 |
| 11/14 | Eagles | S | 9 | 5 | 4 | 1.0 | 2.0 | 1 | 2 | 1 | 0 | 0 | 0 | 0 | 0 | 0 | 0 | 0 | 0 | 0 | 0 | 0 | 0 | 0 | 0 | L | 13-30 |
| 11/28 | Chargers | S | 2 | 0 | 2 | 0.5 | 1.5 | 0 | 0 | 2 | 0 | 0 | 0 | 0 | 0 | 0 | 0 | 0 | 0 | 0 | 0 | 0 | 0 | 0 | 0 | W | 28-13 |
| 12/05 | at Chiefs | S | 4 | 2 | 2 | 0.0 | 0.0 | 0 | 0 | 0 | 0 | 0 | 0 | 0 | 0 | 0 | 0 | 0 | 0 | 0 | 0 | 0 | 0 | 0 | 0 | L | 9-22 |
| 12/12 | Lions | | DID NOT PLAY | | | | | | | | | | | | | | | | | | | | | | | W | 38-10 |
| 12/19 | Bengals | | RESERVE/COVID-19 | | | | | | | | | | | | | | | | | | | | | | | L | 10-15 |
| 12/26 | at Raiders | | RESERVE/COVID-19 | | | | | | | | | | | | | | | | | | | | | | | L | 13-17 |
| 01/02 | at Chargers | | RESERVE/COVID-19 | | | | | | | | | | | | | | | | | | | | | | | L | 13-34 |
| 01/08 | Chiefs | | RESERVE/COVID-19 | | | | | | | | | | | | | | | | | | | | | | | L | 24-28 |
| 2021 TOTALS | | 11-10 | 37 | 18 | 19 | 5.5 | 37.5 | 3 | 14 | 9 | 0 | 0 | 0 | 0 | 1 | 2 | 1 | 0 | 0 | 0 | 0 | 0 | 0 | 0 | 0 | 7-10 | |

2020 GAME-BY-GAME REGULAR-SEASON STATISTICS (BRONCOS)

| DATE | OPPONENT | P/S | TACKLES | | | | | | | | INTERCEPTIONS | | | | O. FUMB | | | | ST | | | | MISC | | W/L | SCORE | |
|-------------|-------------|-----|---------|----|----|-----|------|------|-----|-----|---------------|-----|----|----|---------|----|----|----|-----|----|---|---|------|----|-----|-------|-------|
| | | | TK | S | A | SK | YDS | TFL | YDS | QBH | NO | YDS | LG | TD | PD | FF | FR | TD | YDS | TK | S | A | FF | FR | | | S |
| 09/14 | Titans | P | 2 | 1 | 1 | 0.0 | 0.0 | 0 | 0 | 0 | 0 | 0 | 0 | 0 | 0 | 0 | 0 | 0 | 1 | 1 | 0 | 0 | 0 | 0 | 0 | L | 14-16 |
| 09/20 | at Steelers | P | 2 | 2 | 0 | 0.0 | 0.0 | 0 | 0 | 0 | 0 | 0 | 0 | 1 | 0 | 0 | 0 | 0 | 0 | 0 | 0 | 0 | 0 | 0 | 0 | L | 21-26 |
| 09/27 | Buccaneers | P | 2 | 1 | 1 | 0.0 | 0.0 | 0 | 0 | 0 | 0 | 0 | 0 | 0 | 0 | 0 | 0 | 0 | 0 | 0 | 0 | 0 | 0 | 0 | 0 | L | 10-28 |
| 10/01 | at Jets | S | 4 | 2 | 2 | 0.0 | 0.0 | 1 | 0 | 0 | 0 | 0 | 0 | 0 | 0 | 0 | 0 | 0 | 1 | 1 | 0 | 0 | 0 | 0 | 0 | W | 37-28 |
| 10/18 | at Patriots | S | 5 | 3 | 2 | 2.0 | 11.0 | 2 | 11 | 3 | 0 | 0 | 0 | 0 | 0 | 0 | 0 | 0 | 0 | 0 | 0 | 0 | 0 | 0 | 0 | W | 18-12 |
| 10/25 | Chiefs | S | 5 | 4 | 1 | 2.0 | 12.0 | 2 | 12 | 2 | 0 | 0 | 0 | 0 | 0 | 0 | 0 | 0 | 0 | 0 | 0 | 0 | 0 | 0 | 0 | L | 16-43 |
| 11/01 | Chargers | S | 3 | 2 | 1 | 1.0 | 3.0 | 1 | 3 | 1 | 0 | 0 | 0 | 0 | 0 | 0 | 0 | 0 | 0 | 0 | 0 | 0 | 0 | 0 | 0 | W | 31-30 |
| 11/08 | at Falcons | S | 1 | 1 | 0 | 0.0 | 0.0 | 0 | 0 | 3 | 0 | 0 | 0 | 0 | 0 | 0 | 0 | 0 | 0 | 0 | 0 | 0 | 0 | 0 | 0 | L | 27-34 |
| 11/15 | at Raiders | S | 3 | 1 | 2 | 0.0 | 0.0 | 0 | 0 | 0 | 0 | 0 | 0 | 0 | 0 | 0 | 0 | 0 | 0 | 0 | 0 | 0 | 0 | 0 | 0 | L | 12-37 |
| 11/22 | Dolphins | S | 6 | 4 | 2 | 1.5 | 12.5 | 2 | 11 | 3 | 0 | 0 | 0 | 0 | 0 | 0 | 0 | 0 | 0 | 0 | 0 | 0 | 0 | 0 | 0 | W | 20-13 |
| 11/29 | Saints | S | 7 | 5 | 2 | 0.0 | 0.0 | 0 | 0 | 0 | 0 | 0 | 0 | 0 | 0 | 0 | 0 | 0 | 0 | 0 | 0 | 0 | 0 | 0 | 0 | L | 3-31 |
| 12/06 | at Chiefs | S | 2 | 2 | 0 | 0.0 | 0.0 | 0 | 0 | 0 | 0 | 0 | 0 | 0 | 0 | 0 | 0 | 0 | 0 | 0 | 0 | 0 | 0 | 0 | 0 | L | 16-22 |
| 12/13 | at Panthers | S | 2 | 0 | 2 | 0.0 | 0.0 | 0 | 0 | 0 | 0 | 0 | 0 | 0 | 0 | 0 | 0 | 0 | 0 | 0 | 0 | 0 | 0 | 0 | 0 | W | 32-27 |
| 12/19 | Bills | S | 1 | 1 | 0 | 0.0 | 0.0 | 0 | 0 | 1 | 0 | 0 | 0 | 0 | 0 | 0 | 0 | 0 | 0 | 0 | 0 | 0 | 0 | 0 | 0 | L | 19-48 |
| 12/27 | at Chargers | S | 5 | 3 | 2 | 1.0 | 20.0 | 0 | 0 | 2 | 0 | 0 | 0 | 0 | 1 | 0 | 0 | 0 | 0 | 0 | 0 | 0 | 0 | 0 | 0 | L | 16-19 |
| 01/03 | Raiders | S | 1 | 0 | 1 | 0.5 | 3.0 | 0 | 0 | 2 | 0 | 0 | 0 | 0 | 0 | 0 | 0 | 0 | 0 | 0 | 0 | 0 | 0 | 0 | 0 | L | 31-32 |
| 2020 TOTALS | | | 16-13 | 51 | 32 | 19 | 8.0 | 61.5 | 8 | 37 | 17 | 0 | 0 | 0 | 0 | 1 | 1 | 0 | 0 | 0 | 2 | 2 | 0 | 0 | 0 | 0 | 5-11 |

2019 GAME-BY-GAME REGULAR-SEASON STATISTICS (BRONCOS)

| DATE | OPPONENT | P/S | TACKLES | | | | | | | INTERCEPTIONS | | | | O. FUMB | | | ST | | | MISC | | W/L | SCORE | | | | | |
|-------------|-------------|-----|---------|----|----|-----|-----|------|-----|---------------|----------|-----|----|---------|----|----|----|----|-----|------|---|-----|-------|---|----|----|-------|-------|
| | | | TK | S | A | SK | YDS | TFL | YDS | QBH | NO | YDS | LG | TD | PD | FF | FR | TD | YDS | TK | S | | | A | FF | FR | S | A |
| 09/09 | at Raiders | P | 1 | 1 | 0 | 0.0 | 0.0 | 0 | 0 | 0 | 0 | 0 | 0 | 0 | 0 | 0 | 0 | 0 | 0 | 0 | 0 | 0 | 0 | 0 | 0 | L | 16-24 | |
| 09/15 | Bears | P | 0 | 0 | 0 | 0.0 | 0.0 | 0 | 0 | 0 | 0 | 0 | 0 | 0 | 0 | 0 | 0 | 0 | 1 | 1 | 0 | 0 | 0 | 0 | 0 | L | 14-16 | |
| 09/22 | at Packers | P | 0 | 0 | 0 | 0.0 | 0.0 | 0 | 0 | 0 | 0 | 0 | 0 | 0 | 0 | 0 | 0 | 0 | 0 | 0 | 0 | 0 | 0 | 0 | 0 | L | 16-27 | |
| 09/29 | Jaguars | P | 2 | 2 | 0 | 1.0 | 7.0 | 1 | 7 | 1 | 0 | 0 | 0 | 0 | 0 | 0 | 0 | 0 | 0 | 0 | 0 | 0 | 0 | 0 | 0 | L | 24-26 | |
| 10/06 | at Chargers | S | 2 | 2 | 0 | 0.0 | 0.0 | 0 | 0 | 2 | 0 | 0 | 0 | 0 | 0 | 0 | 0 | 0 | 0 | 0 | 0 | 0 | 0 | 0 | 0 | W | 20-13 | |
| 10/13 | Titans | S | 2 | 1 | 1 | 0.0 | 0.0 | 0 | 0 | 0 | 0 | 0 | 0 | 0 | 0 | 0 | 0 | 0 | 1 | 0 | 1 | 0 | 0 | 0 | 0 | W | 16-0 | |
| 10/17 | Chiefs | S | 4 | 3 | 1 | 0.0 | 0.0 | 1 | 2 | 0 | 0 | 0 | 0 | 0 | 0 | 0 | 0 | 0 | 0 | 0 | 0 | 0 | 0 | 0 | 0 | L | 6-30 | |
| 10/27 | at Colts | S | 3 | 2 | 1 | 0.0 | 0.0 | 0 | 0 | 1 | 0 | 0 | 0 | 0 | 0 | 1 | 0 | 0 | 0 | 0 | 0 | 0 | 0 | 0 | 0 | L | 13-15 | |
| 11/03 | Browns | S | 3 | 3 | 0 | 0.0 | 0.0 | 1 | 0 | 0 | 0 | 0 | 0 | 0 | 0 | 0 | 0 | 0 | 0 | 0 | 0 | 0 | 0 | 0 | 0 | W | 24-19 | |
| 11/17 | at Vikings | S | 1 | 0 | 1 | 0.0 | 0.0 | 0 | 0 | 0 | 0 | 0 | 0 | 0 | 0 | 0 | 0 | 0 | 0 | 0 | 0 | 0 | 0 | 0 | 0 | L | 23-27 | |
| 11/24 | at Bills | S | 2 | 0 | 2 | 0.0 | 0.0 | 0 | 0 | 0 | 0 | 0 | 0 | 0 | 0 | 0 | 0 | 0 | 0 | 0 | 0 | 0 | 0 | 0 | 0 | L | 3-20 | |
| 12/01 | Chargers | S | 2 | 0 | 2 | 0.0 | 0.0 | 0 | 0 | 0 | 0 | 0 | 0 | 0 | 0 | 0 | 0 | 0 | 0 | 0 | 0 | 0 | 0 | 0 | 0 | W | 23-20 | |
| 12/08 | at Texans | | | | | | | | | | INACTIVE | | | | | | | | | | | | | | | | W | 38-24 |
| 12/15 | at Chiefs | P | 1 | 0 | 1 | 0.0 | 0.0 | 0 | 0 | 0 | 0 | 0 | 0 | 0 | 0 | 0 | 0 | 0 | 0 | 0 | 0 | 0 | 0 | 0 | 0 | L | 3-23 | |
| 12/22 | Lions | P | 1 | 1 | 0 | 1.0 | 4.0 | 1 | 4 | 1 | 0 | 0 | 0 | 0 | 0 | 0 | 0 | 0 | 0 | 0 | 0 | 0 | 0 | 0 | 0 | W | 27-17 | |
| 12/29 | Raiders | P | 0 | 0 | 0 | 0.0 | 0.0 | 0 | 0 | 0 | 0 | 0 | 0 | 0 | 0 | 0 | 0 | 0 | 1 | 0 | 1 | 0 | 0 | 0 | 0 | W | 16-15 | |
| 2019 TOTALS | | | 15-8 | 24 | 15 | 9 | 2.0 | 11.0 | 4 | 13 | 5 | 0 | 0 | 0 | 0 | 1 | 0 | 1 | 0 | 0 | 3 | 1 | 2 | 0 | 0 | 0 | 7-9 | |



93

MARK ROBINSON
LINEBACKER

HEIGHT: 5-11

WEIGHT: 235


COLLEGE: Mississippi

BORN: August 14, 1999

BIRTHPLACE: Leesburg, GA

HOW ACQUIRED: 07th 22

NFL EXPERIENCE: R




MARK ROBINSON'S NFL REGULAR SEASON DEFENSIVE STATISTICS

| | | TACKLES | | | | | | | | | | INTERCEPTIONS | | | | | O. FUMB | | | | ST | | | | MISC | | |
|------------|----------|---------|----|----|---|---|-----|-----|-----|-----|-----|---------------|-----|----|----|----|---------|----|----|-----|----|---|---|----|------|---|---|
| DATE | TEAM | GP | GS | TK | S | A | TFL | YDS | SK | YDS | QBH | NO | YDS | LG | TD | PD | FF | FR | TD | YDS | TK | S | A | FF | FR | S | A |
| 2022 | Steelers | 0 | 0 | 0 | 0 | 0 | 0 | 0 | 0.0 | 0.0 | 0 | 0 | 0 | 0 | 0 | 0 | 0 | 0 | 0 | 0 | 0 | 0 | 0 | 0 | 0 | 0 | 0 |
| NFL TOTALS | | 0 | 0 | 0 | 0 | 0 | 0 | 0 | 0.0 | 0.0 | 0 | 0 | 0 | 0 | 0 | 0 | 0 | 0 | 0 | 0 | 0 | 0 | 0 | 0 | 0 | 0 | 0 |

2022 GAME-BY-GAME REGULAR-SEASON STATISTICS (STEELERS)

| DATE | OPPONENT | P/S | TACKLES | | | | | YDS | QBH | INTERCEPTIONS | | | | | O. FUMB | | | | ST | | | | MISC | | W/L | SCORE |
|-------------|------------|-----|---------|---|---|-----|-----|-----|-----|------------------|-----|----|----|----|---------|----|----|-----|----|---|---|----|------|---|-----|--------|
| | | | TK | S | A | SK | YDS | | | NO | YDS | LG | TD | PD | FF | FR | TD | YDS | TK | S | A | FF | FR | S | A | |
| 09/11 | at Bengals | | | | | | | | | ON INACTIVE LIST | | | | | | | | | | | | | | | W | 23-20+ |
| 09/18 | Patriots | | | | | | | | | ON INACTIVE LIST | | | | | | | | | | | | | | | L | 14-17 |
| 09/22 | at Browns | | | | | | | | | INACTIVE | | | | | | | | | | | | | | | L | 17-29 |
| 10/02 | Jets | | | | | | | | | ON INACTIVE LIST | | | | | | | | | | | | | | | L | 20-24 |
| 10/09 | at Bills | | | | | | | | | ON INACTIVE LIST | | | | | | | | | | | | | | | L | 3-38 |
| 2022 TOTALS | | | 0 | 0 | 0 | 0.0 | 0.0 | 0 | 0 | 0 | 0 | 0 | 0 | 0 | 0 | 0 | 0 | 0 | 0 | 0 | 0 | 0 | 0 | 0 | 1-4 | |

+ - Overtime



2

MASON RUDOLPH

QUARTERBACK

HEIGHT: 6-5

WEIGHT: 235


COLLEGE: Oklahoma State

BORN: June 17, 1995

BIRTHPLACE: Rock Hill, SC

HOW ACQUIRED: D3a '18

NFL EXPERIENCE: 5th year



MASON RUDOLPH'S NFL REGULAR SEASON PASSING STATISTICS

| DATE | TEAM | GP | GS | ATT. | CMP. | PCT. | YDS | AVG. | TD | INT. | LG | SK | LST | RATE |
|--------|----------|----|----|------|------|------|-------|------|----|------|-----|----|-----|------|
| 2018 | Steelers | 0 | 0 | 0 | 0 | 0.0 | 0 | 0.0 | 0 | 0 | 0 | 0 | 0 | 0.0 |
| 2019 | Steelers | 10 | 8 | 283 | 176 | 62.2 | 1,765 | 6.2 | 13 | 9 | 76t | 15 | 124 | 82.0 |
| 2020 | Steelers | 5 | 1 | 43 | 25 | 58.1 | 324 | 7.5 | 2 | 1 | 47 | 1 | 8 | 87.7 |
| 2021 | Steelers | 2 | 1 | 58 | 35 | 60.3 | 277 | 4.8 | 1 | 1 | 36 | 0 | 0 | 70.8 |
| 2022 | Steelers | 0 | 0 | 0 | 0 | 0.0 | 0 | 0.0 | 0 | 0 | 0 | 0 | 0 | 0.0 |
| TOTALS | | 17 | 10 | 384 | 236 | 61.5 | 2,366 | 6.2 | 16 | 11 | 76T | 16 | 132 | 80.9 |

MASON RUDOLPH'S NFL POSTSEASON PASSING STATISTICS

| DATE | TEAM | GP | GS | ATT. | CMP. | PCT. | YDS | AVG. | TD | INT. | LG | SK | LST | RATE |
|--------|----------|----|----|------|------|------|-----|------|----|------|----|----|-----|------|
| 2020 | Steelers | 0 | 0 | 0 | 0 | 0.0 | 0 | 0.0 | 0 | 0 | 0 | 0 | 0 | 0.0 |
| 2021 | Steelers | 0 | 0 | 0 | 0 | 0.0 | 0 | 0.0 | 0 | 0 | 0 | 0 | 0 | 0.0 |
| TOTALS | | 0 | 0 | 0 | 0 | 0.0 | 0 | 0.0 | 0 | 0 | 0 | 0 | 0 | 0.0 |

MASON RUDOLPH'S NFL REGULAR SEASON RUSHING STATISTICS

| DATE | TEAM | NO. | YDS. | AVG. | LG | TD |
|--------|----------|-----|------|------|----|----|
| 2018 | Steelers | 0 | 0 | 0.0 | 0 | 0 |
| 2019 | Steelers | 21 | 42 | 2.0 | 13 | 0 |
| 2020 | Steelers | 7 | -6 | -0.9 | 1 | 0 |
| 2021 | Steelers | 5 | 53 | 10.6 | 26 | 0 |
| 2022 | Steelers | 0 | 0 | 0.0 | 0 | 0 |
| TOTALS | | 33 | 89 | 2.7 | 26 | 0 |

MASON RUDOLPH'S NFL POSTSEASON RUSHING STATISTICS

| DATE | TEAM | NO. | YDS. | AVG. | LG | TD |
|--------|----------|-----|------|------|----|----|
| 2020 | Steelers | 0 | 0 | 0.0 | 0 | 0 |
| 2021 | Steelers | 0 | 0 | 0.0 | 0 | 0 |
| TOTALS | | 0 | 0 | 0.0 | 0 | 0 |

MASON RUDOLPH'S NFL REGULAR SEASON PASSING/RUSHING STATISTICS

| DATE | TEAM | GP | GS | PASSING | | | | | | | | | | | RUSHING | | | | |
|--------|----------|----|----|---------|------|------|-------|------|----|------|-----|----|-----|------|---------|------|------|----|----|
| | | | | ATT. | CMP. | PCT. | YDS | AVG. | TD | INT. | LG | SK | LST | RATE | NO. | YDS. | AVG. | LG | TD |
| 2018 | Steelers | 0 | 0 | 0 | 0 | 0.0 | 0 | 0.0 | 0 | 0 | 0 | 0 | 0 | 0.0 | 0 | 0 | 0.0 | 0 | 0 |
| 2019 | Steelers | 10 | 8 | 283 | 176 | 62.2 | 1,765 | 6.2 | 13 | 9 | 76t | 15 | 124 | 82.0 | 21 | 42 | 2.0 | 13 | 0 |
| 2020 | Steelers | 5 | 1 | 43 | 25 | 58.1 | 324 | 7.5 | 2 | 1 | 47 | 1 | 8 | 87.7 | 7 | -6 | -0.9 | 1 | 0 |
| 2021 | Steelers | 2 | 1 | 58 | 35 | 60.3 | 277 | 4.8 | 1 | 1 | 36 | 0 | 0 | 70.8 | 5 | 53 | 10.6 | 26 | 0 |
| 2022 | Steelers | 0 | 0 | 0 | 0 | 0.0 | 0 | 0.0 | 0 | 0 | 0 | 0 | 0 | 0.0 | 0 | 0 | 0.0 | 0 | 0 |
| TOTALS | | 17 | 10 | 384 | 236 | 61.5 | 2,366 | 6.2 | 16 | 11 | 76T | 16 | 132 | 80.9 | 33 | 89 | 2.7 | 26 | 0 |

MASON RUDOLPH'S NFL POSTSEASON PASSING/RUSHING STATISTICS

| DATE | TEAM | GP | GS | PASSING | | | | | | | | | | | RUSHING | | | | |
|--------|----------|----|----|---------|------|------|-----|------|----|------|----|----|-----|------|---------|------|------|----|----|
| | | | | ATT. | CMP. | PCT. | YDS | AVG. | TD | INT. | LG | SK | LST | RATE | NO. | YDS. | AVG. | LG | TD |
| 2020 | Steelers | 0 | 0 | 0 | 0 | 0.0 | 0 | 0.0 | 0 | 0 | 0 | 0 | 0 | 0.0 | 0 | 0 | 0.0 | 0 | 0 |
| 2021 | Steelers | 0 | 0 | 0 | 0 | 0.0 | 0 | 0.0 | 0 | 0 | 0 | 0 | 0 | 0.0 | 0 | 0 | 0.0 | 0 | 0 |
| TOTALS | | 0 | 0 | 0 | 0 | 0.0 | 0 | 0.0 | 0 | 0 | 0 | 0 | 0 | 0.0 | 0 | 0 | 0.0 | 0 | 0 |

SINGLE-GAME HIGHS: QUARTERBACK

| | | | |
|------------------|--|-----------------------|--|
| Pass Attempts | 50 vs. Detroit Lions, Nov 14, 2021 | Completion Percentage | 85.7 vs. Cincinnati Bengals, Sep 30, 2019 |
| | 44 at Cleveland Browns, Nov 14, 2019 | | 74.3 vs. Indianapolis Colts, Nov 03, 2019 |
| Pass Completions | 30 vs. Detroit Lions, Nov 14, 2021 | Passer Rating | 124.6 vs. Cincinnati Bengals, Sep 30, 2019 |
| | 26 vs. Indianapolis Colts, Nov 03, 2019 | | 104.0 at New York Jets, Dec 22, 2019 |
| Yards Passing | 315 at Cleveland Browns, Jan 03, 2021 | Rush Attempts | 4 vs. Detroit Lions, Nov 14, 2021 |
| | 251 vs. Miami Dolphins, Oct 28, 2019 | | 4 at Cincinnati Bengals, Nov 24, 2019 |
| TD Passes | 2 at Cleveland Browns, Jan 03, 2021 | | ...1 more at 4. |
| | 2 vs. Miami Dolphins, Oct 28, 2019 | Rushing Yards | 36 vs. Detroit Lions, Nov 14, 2021 |
| | ...3 more at 2. | | 17 at Kansas City Chiefs, Dec 26, 2021 |
| Long Passes | 76t at San Francisco 49ers, Sep 22, 2019 | Longest Runs | 26 vs. Detroit Lions, Nov 14, 2021 |
| | 47 at Cleveland Browns, Jan 03, 2021 | | 17 at Kansas City Chiefs, Dec 26, 2021 |

300-YARD PASSING GAMES (1): REGULAR SEASON

| DATE | TEAM | NO. | YDS. | AVG. | LG | TD |
|----------|-----------|-----|------|------|----|----|
| 01/03/21 | at Browns | 22 | 315 | 14.3 | 47 | 2 |

2022 GAME-BY-GAME REGULAR-SEASON STATISTICS (STEELERS)

| DATE | OPPONENT | P/S | PASSING | | | | | | | | | | | RUSHING | | | | W/L | SCORE |
|--------------|------------|-----|---------|-----|-----|-----|-----|-----|----|------------------|----|-------|------|---------|-----|----|----|-----|--------|
| | | | ATT | CMP | YDS | PCT | Y/A | Y/C | TD | INT | LG | SK/YD | RATE | ATT | YDS | LG | TD | | |
| 09/11 | at Bengals | | | | | | | | | ON INACTIVE LIST | | | | | | | | W | 23-20+ |
| 09/18 | Patriots | | | | | | | | | ON INACTIVE LIST | | | | | | | | L | 14-17 |
| 09/22 | at Browns | | | | | | | | | INACTIVE | | | | | | | | L | 17-29 |
| 10/02 | Jets | | | | | | | | | ON INACTIVE LIST | | | | | | | | L | 20-24 |
| 10/09 | at Bills | | | | | | | | | ON INACTIVE LIST | | | | | | | | L | 3-38 |
| 2022 TOTALS | | | 0-0 | 0 | 0 | 0 | 0.0 | 0.0 | 0 | 0 | 0 | 0/0 | 0.0 | 0 | 0 | 0 | 0 | 1-4 | |
| + - Overtime | | | | | | | | | | | | | | | | | | | |

2021 GAME-BY-GAME REGULAR-SEASON STATISTICS (STEELERS)

| DATE | OPPONENT | P/S | PASSING | | | | | | | | | | | RUSHING | | | | W/L/T | SCORE |
|--------------|-------------|-----|---------|-----|-----|------|------|-----|-----|---------------------------|----|-------|------|---------|-----|----|----|-------|--------|
| | | | ATT | CMP | YDS | PCT | Y/A | Y/C | TD | INT | LG | SK/YD | RATE | ATT | YDS | LG | TD | | |
| 09/12 | at Bills | | | | | | | | | DID NOT PLAY (NON-INJURY) | | | | | | | | W | 23-16 |
| 09/19 | Raiders | | | | | | | | | DID NOT PLAY (NON-INJURY) | | | | | | | | L | 17-26 |
| 09/26 | Bengals | | | | | | | | | DID NOT PLAY (NON-INJURY) | | | | | | | | L | 10-24 |
| 10/03 | at Packers | | | | | | | | | DID NOT PLAY (NON-INJURY) | | | | | | | | L | 17-27 |
| 10/10 | Broncos | | | | | | | | | DID NOT PLAY (NON-INJURY) | | | | | | | | W | 27-19 |
| 10/17 | Seahawks | | | | | | | | | DID NOT PLAY (NON-INJURY) | | | | | | | | W | 23-20+ |
| 10/31 | at Browns | | | | | | | | | DID NOT PLAY (NON-INJURY) | | | | | | | | W | 15-10 |
| 11/08 | Bears | | | | | | | | | DID NOT PLAY (NON-INJURY) | | | | | | | | W | 29-27 |
| 11/14 | Lions | S | 50 | 30 | 242 | 60.0 | 4.8 | 8.1 | 1 | 1 | 36 | 0/0 | 70.6 | 4 | 36 | 26 | 0 | T | 16-16 |
| 11/21 | at Chargers | | | | | | | | | DID NOT PLAY (NON-INJURY) | | | | | | | | L | 37-41 |
| 11/28 | at Bengals | | | | | | | | | DID NOT PLAY (NON-INJURY) | | | | | | | | L | 10-41 |
| 12/05 | Ravens | | | | | | | | | DID NOT PLAY (NON-INJURY) | | | | | | | | W | 20-19 |
| 12/09 | at Vikings | | | | | | | | | DID NOT PLAY (NON-INJURY) | | | | | | | | L | 28-36 |
| 12/19 | Titans | | | | | | | | | DID NOT PLAY (NON-INJURY) | | | | | | | | W | 19-13 |
| 12/26 | at Chiefs | P | 8 | 5 | 35 | 62.5 | 4.4 | 7.0 | 0 | 0 | 12 | 0/0 | 72.4 | 1 | 17 | 17 | 0 | L | 10-36 |
| 01/03 | Browns | | | | | | | | | DID NOT PLAY (NON-INJURY) | | | | | | | | W | 26-14 |
| 01/09 | at Ravens | | | | | | | | | DID NOT PLAY (NON-INJURY) | | | | | | | | W | 16-13+ |
| 2021 TOTALS | | | 2-1 | 58 | 35 | 277 | 60.3 | 4.8 | 7.9 | 1 | 1 | 36 | 0/0 | 70.8 | 5 | 53 | 26 | 0 | 9-7-1 |
| + - Overtime | | | | | | | | | | | | | | | | | | | |

2020 GAME-BY-GAME REGULAR-SEASON STATISTICS (STEELERS)

| DATE | OPPONENT | P/S | PASSING | | | | | | | | | | | RUSHING | | | | W/L | SCORE |
|-------------|---------------|-----|---------|-----|-----|-------|------|------|------|---------------------------|----|-------|------|---------|-----|----|----|-----|-------|
| | | | ATT | CMP | YDS | PCT | Y/A | Y/C | TD | INT | LG | SK/YD | RATE | ATT | YDS | LG | TD | | |
| 09/14 | at Giants | | | | | | | | | DID NOT PLAY (NON-INJURY) | | | | | | | | W | 26-16 |
| 09/20 | Broncos | | | | | | | | | DID NOT PLAY (NON-INJURY) | | | | | | | | W | 26-21 |
| 09/27 | Texans | | | | | | | | | DID NOT PLAY (NON-INJURY) | | | | | | | | W | 28-21 |
| 10/11 | Eagles | | | | | | | | | DID NOT PLAY (NON-INJURY) | | | | | | | | W | 38-29 |
| 10/18 | Browns | P | 1 | 1 | 6 | 100.0 | 6.0 | 6.0 | 0 | 0 | 6 | 0/0 | 91.7 | 3 | -3 | -1 | 0 | W | 38-7 |
| 10/25 | at Titans | | | | | | | | | DID NOT PLAY (NON-INJURY) | | | | | | | | W | 27-24 |
| 11/01 | at Ravens | | | | | | | | | DID NOT PLAY (NON-INJURY) | | | | | | | | W | 28-24 |
| 11/08 | at Cowboys | P | 3 | 2 | 3 | 66.7 | 1.0 | 1.5 | 0 | 0 | 2 | 0/0 | 70.1 | 0 | 0 | 0 | 0 | W | 24-19 |
| 11/15 | Bengals | P | 0 | 0 | 0 | 0.0 | 0.0 | 0.0 | 0 | 0 | 0 | 0/0 | 0.0 | 0 | 0 | 0 | 0 | W | 36-10 |
| 11/22 | at Jaguars | P | 0 | 0 | 0 | 0.0 | 0.0 | 0.0 | 0 | 0 | 0 | 0/0 | 0.0 | 3 | -4 | -1 | 0 | W | 27-3 |
| 12/02 | Ravens | | | | | | | | | DID NOT PLAY (NON-INJURY) | | | | | | | | W | 19-14 |
| 12/07 | Football Team | | | | | | | | | DID NOT PLAY (NON-INJURY) | | | | | | | | L | 17-23 |
| 12/13 | at Bills | | | | | | | | | DID NOT PLAY (NON-INJURY) | | | | | | | | L | 15-26 |
| 12/21 | at Bengals | | | | | | | | | DID NOT PLAY (NON-INJURY) | | | | | | | | L | 17-27 |
| 12/27 | Colts | | | | | | | | | DID NOT PLAY (NON-INJURY) | | | | | | | | W | 28-24 |
| 01/03 | at Browns | S | 39 | 22 | 315 | 56.4 | 8.1 | 14.3 | 2 | 1 | 47 | 1/8 | 89.2 | 1 | 1 | 1 | 0 | L | 22-24 |
| 2020 TOTALS | | | 5-1 | 43 | 25 | 324 | 58.1 | 7.5 | 13.0 | 2 | 1 | 47 | 1/8 | 87.7 | 7 | -6 | 1 | 0 | 12-4 |

2019 GAME-BY-GAME REGULAR-SEASON STATISTICS (STEELERS)

| DATE | OPPONENT | P/S | PASSING | | | | | | | | | | RUSHING | | | | W/L | SCORE | |
|-------------|--------------|------|---------------------------|-----|-------|------|-----|------|----|-----|-----|--------|---------|-----|-----|----|-----|-------|--------|
| | | | ATT | CMP | YDS | PCT | Y/A | Y/C | TD | INT | LG | SK/YD | RATE | ATT | YDS | LG | | | TD |
| 09/08 | at Patriots | | DID NOT PLAY (NON-INJURY) | | | | | | | | | | | | | | L | 3-33 | |
| 09/15 | Seahawks | P | 19 | 12 | 112 | 63.2 | 5.9 | 9.3 | 2 | 1 | 45 | 0/0 | 92.4 | 1 | 7 | 7 | 0 | L | 26-28 |
| 09/22 | at 49ers | S | 27 | 14 | 174 | 51.9 | 6.4 | 12.4 | 2 | 1 | 76t | 2/14 | 81.4 | 4 | 15 | 7 | 0 | L | 20-24 |
| 09/30 | Bengals | S | 28 | 24 | 229 | 85.7 | 8.2 | 9.5 | 2 | 0 | 43 | 0/0 | 124.6 | 3 | -3 | -1 | 0 | W | 27-3 |
| 10/06 | Ravens | S | 20 | 13 | 131 | 65.0 | 6.6 | 10.1 | 1 | 0 | 35t | 1/11 | 100.2 | 0 | 0 | 0 | 0 | L | 23-26+ |
| 10/13 | at Chargers | | INACTIVE | | | | | | | | | | | | | | W | 24-17 | |
| 10/28 | Dolphins | S | 36 | 20 | 251 | 55.6 | 7.0 | 12.6 | 2 | 1 | 45t | 2/15 | 84.4 | 0 | 0 | 0 | 0 | W | 27-14 |
| 11/03 | Colts | S | 35 | 26 | 191 | 74.3 | 5.5 | 7.3 | 1 | 1 | 40 | 1/8 | 84.3 | 3 | 5 | 7 | 0 | W | 26-24 |
| 11/10 | Rams | S | 38 | 22 | 242 | 57.9 | 6.4 | 11.0 | 1 | 0 | 34 | 3/11 | 85.6 | 2 | -1 | 0 | 0 | W | 17-12 |
| 11/14 | at Browns | S | 44 | 23 | 221 | 52.3 | 5.0 | 9.6 | 1 | 4 | 22 | 4/43 | 36.3 | 2 | 15 | 13 | 0 | L | 7-21 |
| 11/24 | at Bengals | S | 16 | 8 | 85 | 50.0 | 5.3 | 10.6 | 0 | 1 | 35 | 1/13 | 39.8 | 4 | 4 | 2 | 0 | W | 16-10 |
| 12/01 | Browns | | DID NOT PLAY (NON-INJURY) | | | | | | | | | | | | | | W | 20-13 | |
| 12/08 | at Cardinals | | DID NOT PLAY (NON-INJURY) | | | | | | | | | | | | | | W | 23-17 | |
| 12/15 | Bills | | DID NOT PLAY (NON-INJURY) | | | | | | | | | | | | | | L | 10-17 | |
| 12/22 | at Jets | P | 20 | 14 | 129 | 70.0 | 6.5 | 9.2 | 1 | 0 | 29t | 1/9 | 104.0 | 2 | 0 | 5 | 0 | L | 10-16 |
| 12/29 | at Ravens | | DID NOT PLAY | | | | | | | | | | | | | | L | 10-28 | |
| 2019 TOTALS | | 10-8 | 283 | 176 | 1,765 | 62.2 | 6.2 | 10.0 | 13 | 9 | 76T | 15/124 | 82.0 | 21 | 42 | 13 | 0 | 8-8 | |
| +- Overtime | | | | | | | | | | | | | | | | | | | |

+ - Overtime

2018 GAME-BY-GAME REGULAR-SEASON STATISTICS (STEELERS)

| DATE | OPPONENT | P/S | PASSING | | | | | | | | | | RUSHING | | | | | W/L/T | SCORE |
|-------------|---------------|-----|---------|-----|-----|-----|-----|-----|----|-----|----|-------|---------|-----|-----|----|-------|-------|-------|
| | | | ATT | CMP | YDS | PCT | Y/A | Y/C | TD | INT | LG | SK/YD | RATE | ATT | YDS | LG | TD | | |
| 09/09 | at Browns | | | | | | | | | | | | | | | | T | 21-21 | |
| 09/16 | Chiefs | | | | | | | | | | | | | | | | L | 37-42 | |
| 09/24 | at Buccaneers | | | | | | | | | | | | | | | | W | 30-27 | |
| 09/30 | Ravens | | | | | | | | | | | | | | | | L | 14-26 | |
| 10/07 | Falcons | | | | | | | | | | | | | | | | W | 41-17 | |
| 10/14 | at Bengals | | | | | | | | | | | | | | | | W | 28-21 | |
| 10/28 | Browns | | | | | | | | | | | | | | | | W | 33-18 | |
| 11/04 | at Ravens | | | | | | | | | | | | | | | | W | 23-16 | |
| 11/08 | Panthers | | | | | | | | | | | | | | | | W | 52-21 | |
| 11/18 | at Jaguars | | | | | | | | | | | | | | | | W | 20-16 | |
| 11/25 | at Broncos | | | | | | | | | | | | | | | | L | 17-24 | |
| 12/02 | Chargers | | | | | | | | | | | | | | | | L | 30-33 | |
| 12/09 | at Raiders | | | | | | | | | | | | | | | | L | 21-24 | |
| 12/16 | Patriots | | | | | | | | | | | | | | | | W | 17-10 | |
| 12/23 | at Saints | | | | | | | | | | | | | | | | L | 28-31 | |
| 12/30 | Bengals | | | | | | | | | | | | | | | | W | 16-13 | |
| 2018 TOTALS | 0-0 | | 0 | 0 | 0 | 0.0 | 0.0 | 0.0 | 0 | 0 | 0 | 0/0 | 0.0 | 0 | 0 | 0 | 9-6-1 | | |

ON INACTIVE LIST



72

TRENT SCOTT
OFFENSIVE LINEMAN

HEIGHT: 6-5

WEIGHT: 320

COLLEGE: Grambling State

BORN: January 25, 1994

BIRTHPLACE: Huntsville, AL

HOW ACQUIRED: FA '22

NFL EXPERIENCE: 5th year



TRENT SCOTT'S NFL REGULAR SEASON STATISTICS

| DATE | TEAM | GP | GS |
|------------|----------|----|----|
| 2018 | Chargers | 9 | 1 |
| 2019 | Chargers | 16 | 9 |
| 2020 | Panthers | 14 | 4 |
| 2021 | Panthers | 14 | 5 |
| 2022 | Steelers | 1 | 0 |
| NFL TOTALS | | 54 | 19 |

TRENT SCOTT'S NFL POSTSEASON STATISTICS

| DATE | TEAM | GP | GS |
|------------|----------|----|----|
| 2018 | Chargers | 2 | 0 |
| NFL TOTALS | | 2 | 0 |

2022 GAME-BY-GAME REGULAR-SEASON STATISTICS (STEELERS)

| DATE | OPPONENT | P/S | | W/L | SCORE |
|--------------|------------|-----|---------------------------|-----|--------|
| 09/11 | at Bengals | P | | W | 23-20+ |
| 09/18 | Patriots | | DID NOT PLAY (NON-INJURY) | L | 14-17 |
| 09/22 | at Browns | | DID NOT PLAY (NON-INJURY) | L | 17-29 |
| 10/02 | Jets | | DID NOT PLAY (NON-INJURY) | L | 20-24 |
| 10/09 | at Bills | | DID NOT PLAY (NON-INJURY) | L | 3-38 |
| 2022 TOTALS | | 1-0 | | 1-4 | |
| + - Overtime | | | | | |

2021 GAME-BY-GAME REGULAR-SEASON STATISTICS (PANTHERS)

| DATE | OPPONENT | P/S | | W/L | SCORE |
|--------------|---------------|------|------------------|------|--------|
| 09/12 | Jets | P | | W | 19-14 |
| 09/19 | Saints | | ON INACTIVE LIST | W | 26-7 |
| 09/23 | at Texans | P | | W | 24-9 |
| 10/03 | at Cowboys | P | | L | 28-36 |
| 10/10 | Eagles | P | | L | 18-21 |
| 10/17 | Vikings | P | | L | 28-34+ |
| 10/24 | at Giants | P | | L | 3-25 |
| 10/31 | at Falcons | S | | W | 19-13 |
| 11/07 | Patriots | S | | L | 6-24 |
| 11/14 | at Cardinals | S | | W | 34-10 |
| 11/21 | Football Team | P | | L | 21-27 |
| 11/28 | Dolphins | S | | L | 10-33 |
| 12/12 | Falcons | | RESERVE/COVID-19 | L | 21-29 |
| 12/19 | at Bills | | ON INACTIVE LIST | L | 14-31 |
| 12/26 | Buccaneers | P | | L | 6-32 |
| 01/02 | at Saints | P | | L | 10-18 |
| 01/09 | at Buccaneers | S | | L | 17-41 |
| 2021 TOTALS | | 14-5 | | 5-12 | |
| + - Overtime | | | | | |

2020 GAME-BY-GAME REGULAR-SEASON STATISTICS (PANTHERS)

| DATE | OPPONENT | P/S | | W/L | SCORE |
|-------------|------------------|------|---------------------------|------|-------|
| 09/13 | Raiders | | DID NOT PLAY (NON-INJURY) | L | 30-34 |
| 09/20 | at Buccaneers | P | | L | 17-31 |
| 09/27 | at Chargers | | INJURED RESERVE | W | 21-16 |
| 10/04 | Cardinals | P | | W | 31-21 |
| 10/11 | at Falcons | P | | W | 23-16 |
| 10/18 | Bears | P | | L | 16-23 |
| 10/25 | at Saints | P | | L | 24-27 |
| 10/29 | Falcons | P | | L | 17-25 |
| 11/08 | at Chiefs | P | | L | 31-33 |
| 11/15 | Buccaneers | S | | L | 23-46 |
| 11/22 | Lions | S | | W | 20-0 |
| 11/29 | at Vikings | P | | L | 27-28 |
| 12/13 | Broncos | P | | L | 27-32 |
| 12/19 | at Packers | S | | L | 16-24 |
| 12/27 | at Football Team | S | | W | 20-13 |
| 01/03 | Saints | | INJURED RESERVE | L | 7-33 |
| 2020 TOTALS | | 13-4 | | 5-11 | |

2019 GAME-BY-GAME REGULAR-SEASON STATISTICS (CHARGERS)

| DATE | OPPONENT | P/S | W/L | SCORE |
|--------------|-------------|-----|------|--------|
| 09/08 | Colts | S | W | 30-24+ |
| 09/15 | at Lions | S | L | 10-13 |
| 09/22 | Texans | S | L | 20-27 |
| 09/29 | at Dolphins | S | W | 30-10 |
| 10/06 | Broncos | S | L | 13-20 |
| 10/13 | Steelers | S | L | 17-24 |
| 10/20 | at Titans | S | L | 20-23 |
| 10/27 | at Bears | P | W | 17-16 |
| 11/03 | Packers | P | W | 26-11 |
| 11/07 | at Raiders | S | L | 24-26 |
| 11/18 | Chiefs | S | L | 17-24 |
| 12/01 | at Broncos | P | L | 20-23 |
| 12/08 | at Jaguars | P | W | 45-10 |
| 12/15 | Vikings | P | L | 10-39 |
| 12/22 | Raiders | P | L | 17-24 |
| 12/29 | at Chiefs | P | L | 21-31 |
| 2019 TOTALS | | | 5-11 | |
| + - Overtime | | | | |

2018 GAME-BY-GAME REGULAR-SEASON STATISTICS (CHARGERS)

| DATE | OPPONENT | P/S | W/L | SCORE |
|-------------|-------------|-----|------|-------|
| 09/09 | Chiefs | | L | 28-38 |
| 09/16 | at Bills | | W | 31-20 |
| 09/23 | at Rams | P | L | 23-35 |
| 09/30 | 49ers | P | W | 29-27 |
| 10/07 | Raiders | S | W | 26-10 |
| 10/14 | at Browns | P | W | 38-14 |
| 10/21 | Titans | | W | 20-19 |
| 11/04 | at Seahawks | | W | 25-17 |
| 11/11 | at Raiders | | W | 20-6 |
| 11/18 | Broncos | | L | 22-23 |
| 11/25 | Cardinals | | W | 45-10 |
| 12/02 | at Steelers | P | W | 33-30 |
| 12/09 | Bengals | P | W | 26-21 |
| 12/13 | at Chiefs | P | W | 29-28 |
| 12/22 | Ravens | P | L | 10-22 |
| 12/30 | at Broncos | P | W | 23-9 |
| 2018 TOTALS | | | 12-4 | |

2018 GAME-BY-GAME POSTSEASON STATISTICS (CHARGERS)

| DATE | OPPONENT | P/S | W/L | SCORE |
|-------------|-------------|-----|-----|-------|
| 01/06 | at Ravens | P | W | 23-17 |
| 01/13 | at Patriots | P | L | 28-41 |
| 2018 TOTALS | | | 1-1 | |



82

STEVEN SIMS
WIDE RECEIVER

HEIGHT: 5-10

WEIGHT: 176

COLLEGE: Kansas

BORN: March 31, 1987

BIRTHPLACE: Houston, TX

HOW ACQUIRED: FA 21

NFL EXPERIENCE: 3rd year



POSTSEASON COMPARISON: RECEIVING - TAMPA BAY BUCCANEERS

| DATE | OPP | W/L | GP/GS | REC | YDS. | AVG. | TD | LG | TGTS | YAC |
|--------|------------|-----|-------|-----|------|------|----|----|------|-----|
| 1/9/21 | WAS vs. TB | L | P | 3 | 33 | 11.0 | 1 | 12 | 4 | 1 |
| TOTALS | | 0/1 | 1/0 | 3 | 33 | 11.0 | 1 | 12 | 4 | 1 |

STEVEN SIMS' NFL REGULAR SEASON RUSHING/RECEIVING STATISTICS

| DATE | TEAM | RECEIVING | | | | | | | | | RUSHING | | | | |
|------------|---------------|-----------|----|-----|------|------|----|----|-----|------|---------|-----|----|--|--|
| | | GP | GS | NO. | YDS. | AVG. | LG | TD | NO. | YDS. | AVG. | LG | TD | | |
| 2019 | Redskins | 16 | 2 | 34 | 310 | 9.1 | 65 | 4 | 9 | 85 | 9.4 | 65t | 1 | | |
| 2020 | Football Team | 12 | 2 | 27 | 265 | 9.8 | 30 | 1 | 1 | 18 | 18.0 | 18 | 0 | | |
| 2021 | Steelers | 1 | 0 | 0 | 0 | 0.0 | 0 | 0 | 0 | 0 | 0.0 | 0 | 0 | | |
| 2022 | Steelers | 1 | 0 | 0 | 0 | 0.0 | 0 | 0 | 0 | 0 | 0.0 | 0 | 0 | | |
| NFL TOTALS | | 30 | 4 | 61 | 575 | 9.4 | 65 | 5 | 10 | 103 | 10.3 | 65T | 1 | | |

STEVEN SIMS' NFL POSTSEASON RUSHING/RECEIVING STATISTICS

| DATE | TEAM | RECEIVING | | | | | | | | | RUSHING | | | | |
|------------|---------------|-----------|----|-----|------|------|----|----|-----|------|---------|----|----|--|--|
| | | GP | GS | NO. | YDS. | AVG. | LG | TD | NO. | YDS. | AVG. | LG | TD | | |
| 2020 | Football Team | 1 | 0 | 3 | 33 | 11.0 | 12 | 1 | 1 | 4 | 4.0 | 4 | 0 | | |
| 2021 | Steelers | 0 | 0 | 0 | 0 | 0.0 | 0 | 0 | 0 | 0 | 0.0 | 0 | 0 | | |
| NFL TOTALS | | 1 | 0 | 3 | 33 | 11.0 | 12 | 1 | 1 | 4 | 4.0 | 4 | 0 | | |

STEVEN SIMS' NFL REGULAR SEASON RETURN STATISTICS

| DATE | TEAM | KICKOFF RETURNS | | | | | | PUNT RETURNS | | | | | |
|------------|---------------|-----------------|------|------|-----|----|--|--------------|----|------|------|----|----|
| | | RET. | YDS. | AVG. | LG | TD | | NO. | FC | YDS. | AVG. | LG | TD |
| 2019 | Redskins | 32 | 819 | 25.6 | 91t | 1 | | 6 | 4 | 26 | 4.3 | 11 | 0 |
| 2020 | Football Team | 3 | 42 | 14.0 | 20 | 0 | | 24 | 19 | 160 | 6.7 | 22 | 0 |
| 2021 | Steelers | 0 | 0 | 0.0 | 0 | 0 | | 0 | 0 | 0 | 0.0 | 0 | 0 |
| 2022 | Steelers | 1 | 19 | 19.0 | 19 | 0 | | 0 | 0 | 0 | 0.0 | 0 | 0 |
| NFL TOTALS | | 36 | 880 | 24.4 | 91T | 1 | | 30 | 23 | 186 | 6.2 | 22 | 0 |

STEVEN SIMS' NFL POSTSEASON RETURN STATISTICS

| DATE | TEAM | KICKOFF RETURNS | | | | | | PUNT RETURNS | | | | | |
|------------|---------------|-----------------|------|------|----|----|--|--------------|----|------|------|----|----|
| | | RET. | YDS. | AVG. | LG | TD | | NO. | FC | YDS. | AVG. | LG | TD |
| 2020 | Football Team | 0 | 0 | 0.0 | 0 | 0 | | 0 | 1 | 0 | 0.0 | 0 | 0 |
| 2021 | Steelers | 0 | 0 | 0.0 | 0 | 0 | | 0 | 0 | 0 | 0.0 | 0 | 0 |
| NFL TOTALS | | 0 | 0 | 0.0 | 0 | 0 | | 0 | 1 | 0 | 0.0 | 0 | 0 |

SINGLE-GAME HIGHS: RUSHING/RECEIVING

| | | | |
|--------------------|--|------------------------|--|
| Rush Attempts | 3 vs. Dallas Cowboys, Sep 15, 2019 | Kickoff Return Yards | 143 vs. New York Jets, Nov 17, 2019 |
| | 2 vs. New York Giants, Dec 22, 2019 | | 124 vs. Detroit Lions, Nov 24, 2019 |
| Rushing Yards | 65 vs. New England Patriots, Oct 06, 2019 | Longest Kickoff Return | 91t vs. Detroit Lions, Nov 24, 2019 |
| | 18 at Philadelphia Eagles, Jan 03, 2021 | | 45 vs. Chicago Bears, Sep 23, 2019 |
| Longest Runs | 65t vs. New England Patriots, Oct 06, 2019 | Kickoff Return TDs | 1 vs. Detroit Lions, Nov 24, 2019 |
| | 18 at Philadelphia Eagles, Jan 03, 2021 | Fair Catches | 5 at San Francisco 49ers, Dec 13, 2020 |
| Rushing TDs | 1 vs. New England Patriots, Oct 06, 2019 | | 4 at Pittsburgh Steelers, Dec 07, 2020 |
| Receptions | 6 vs. New York Giants, Dec 22, 2019 | Punt Return Yards | 36 at San Francisco 49ers, Dec 13, 2020 |
| | 5 at Detroit Lions, Nov 15, 2020 | | 23 at Cleveland Browns, Sep 27, 2020 |
| | ...2 more at 5. | Longest Punt Return | 22 at San Francisco 49ers, Dec 13, 2020 |
| Receiving Yards | 81 at Dallas Cowboys, Dec 29, 2019 | | 20 at Philadelphia Eagles, Jan 03, 2021 |
| | 64 vs. New York Giants, Dec 22, 2019 | Punt Returns | 5 vs. Philadelphia Eagles, Sep 13, 2020 |
| Receiving Average | 17.7 at Arizona Cardinals, Sep 20, 2020 | | 3 at Cleveland Browns, Sep 27, 2020 |
| | 16.7 vs. Philadelphia Eagles, Sep 13, 2020 | ...1 more at 3. | |
| Longest Receptions | 65 at Dallas Cowboys, Dec 29, 2019 | Punt Return Average | 7.7 at Cleveland Browns, Sep 27, 2020 |
| | 32 vs. New York Giants, Dec 22, 2019 | | 4.0 at Carolina Panthers, Dec 01, 2019 |
| Receiving TDs | 2 vs. New York Giants, Dec 22, 2019 | Kickoff Return Average | 34.0 vs. Chicago Bears, Sep 23, 2019 |
| | 1 vs. Cincinnati Bengals, Nov 22, 2020 | | 29.7 vs. Philadelphia Eagles, Dec 15, 2019 |
| | ...2 more at 1. | Most TDs | 2 vs. New York Giants, Dec 22, 2019 |
| All-Purpose Yards | 149 vs. New York Jets, Nov 17, 2019 | | 1 vs. Cincinnati Bengals, Nov 22, 2020 |
| | 142 vs. Philadelphia Eagles, Dec 15, 2019 | ...4 more at 1. | |
| Kickoff Returns | 6 vs. New York Jets, Nov 17, 2019 | Miscellaneous Tackles | 1 vs. Carolina Panthers, Dec 27, 2020 |
| | 3 at Arizona Cardinals, Sep 20, 2020 | | |
| | ...5 more at 3. | | |

SINGLE-GAME HIGHS - POSTSEASON: RUSHING/RECEIVING

| | | | |
|-------------------|---|--------------------|--|
| Rush Attempts | 1 vs. Tampa Bay Buccaneers, Jan 09, 2021 | Longest Receptions | 12 vs. Tampa Bay Buccaneers, Jan 09, 2021 |
| Rushing Yards | 4 vs. Tampa Bay Buccaneers, Jan 09, 2021 | | 11t vs. Tampa Bay Buccaneers, Jan 09, 2021 |
| Longest Runs | 4 vs. Tampa Bay Buccaneers, Jan 09, 2021 | | 10 vs. Tampa Bay Buccaneers, Jan 09, 2021 |
| Receptions | 3 vs. Tampa Bay Buccaneers, Jan 09, 2021 | Receiving TDs | 1 vs. Tampa Bay Buccaneers, Jan 09, 2021 |
| Receiving Yards | 33 vs. Tampa Bay Buccaneers, Jan 09, 2021 | All-Purpose Yards | 37 vs. Tampa Bay Buccaneers, Jan 09, 2021 |
| Receiving Average | 11.0 vs. Tampa Bay Buccaneers, Jan 09, 2021 | Fair Catches | 1 vs. Tampa Bay Buccaneers, Jan 09, 2021 |
| | | Most TDs | 1 vs. Tampa Bay Buccaneers, Jan 09, 2021 |

2022 GAME-BY-GAME REGULAR-SEASON STATISTICS (STEELERS)

| DATE | OPPONENT | P/S | RECEIVING | | | | | RUSHING | | | | | W/L | SCORE |
|-------------|------------|-----|-----------|------|------|----|------------------|---------|------|------|----|----|-----|--------|
| | | | NO. | YDS. | AVG. | LG | TD | NO. | YDS. | AVG. | LG | TD | | |
| 09/11 | at Bengals | | | | | | ON INACTIVE LIST | | | | | | W | 23-20+ |
| 09/18 | Patriots | | | | | | ON INACTIVE LIST | | | | | | L | 14-17 |
| 09/22 | at Browns | | | | | | INACTIVE | | | | | | L | 17-29 |
| 10/02 | Jets | | | | | | ON INACTIVE LIST | | | | | | L | 20-24 |
| 10/09 | at Bills | P | 0 | 0 | 0.0 | 0 | 0 | 0 | 0 | 0.0 | 0 | 0 | L | 3-38 |
| 2022 TOTALS | | 1-0 | 0 | 0 | 0.0 | 0 | 0 | 0 | 0 | 0.0 | 0 | 0 | 1-4 | |

+ - Overtime

2021 GAME-BY-GAME REGULAR-SEASON STATISTICS (STEELERS)

| DATE | OPPONENT | P/S | RECEIVING | | | | | RUSHING | | | | | W/L/T | SCORE |
|-------------|-------------|-----|-----------|------|------|----|-------------------------|---------|------|------|----|----|-------|--------|
| | | | NO. | YDS. | AVG. | LG | TD | NO. | YDS. | AVG. | LG | TD | | |
| 09/12 | at Bills | | | | | | PRACTICE SQUAD | | | | | | W | 23-16 |
| 09/19 | Raiders | | | | | | PRACTICE SQUAD | | | | | | L | 17-26 |
| 09/26 | Bengals | | | | | | PRACTICE SQUAD | | | | | | L | 10-24 |
| 10/03 | at Packers | | | | | | PRACTICE SQUAD | | | | | | L | 17-27 |
| 10/10 | Broncos | | | | | | PRACTICE SQUAD | | | | | | W | 27-19 |
| 10/17 | Seahawks | | | | | | PRACTICE SQUAD | | | | | | W | 23-20+ |
| 10/31 | at Browns | | | | | | PRACTICE SQUAD | | | | | | W | 15-10 |
| 11/08 | Bears | | | | | | PRACTICE SQUAD | | | | | | W | 29-27 |
| 11/14 | Lions | | | | | | PRACTICE SQUAD | | | | | | T | 16-16 |
| 11/21 | at Chargers | | | | | | PRACTICE SQUAD | | | | | | L | 37-41 |
| 11/28 | at Bengals | | | | | | PRACTICE SQUAD | | | | | | L | 10-41 |
| 12/05 | Ravens | | | | | | PRACTICE SQUAD | | | | | | W | 20-19 |
| 12/09 | at Vikings | | | | | | PRACTICE SQUAD | | | | | | L | 28-36 |
| 12/19 | Titans | | | | | | PRACTICE SQUAD | | | | | | W | 19-13 |
| 12/26 | at Chiefs | | | | | | PRACTICE SQUAD/COVID-19 | | | | | | L | 10-36 |
| 01/03 | Browns | | | | | | PRACTICE SQUAD/COVID-19 | | | | | | W | 26-14 |
| 01/09 | at Ravens | | | | | | PRACTICE SQUAD | | | | | | W | 16-13+ |
| 2021 TOTALS | | 0-0 | 0 | 0 | 0.0 | 0 | 0 | 0 | 0 | 0.0 | 0 | 0 | 9-7-1 | |

+ - Overtime

2020 GAME-BY-GAME REGULAR-SEASON STATISTICS (FOOTBALL TEAM)

| DATE | OPPONENT | P/S | RECEIVING | | | | | RUSHING | | | | | W/L | SCORE |
|-------------|--------------|------|-----------|------|------|----|------------------|---------|------|------|----|----|-----|-------|
| | | | NO. | YDS. | AVG. | LG | TD | NO. | YDS. | AVG. | LG | TD | | |
| 09/13 | Eagles | | | | | | NOT ON ROSTER | | | | | | W | 27-17 |
| 09/20 | at Cardinals | S | 3 | 53 | 17.7 | 30 | 0 | 0 | 0 | 0.0 | 0 | 0 | L | 15-30 |
| 09/27 | at Browns | P | 0 | 0 | 0.0 | 0 | 0 | 0 | 0 | 0.0 | 0 | 0 | L | 20-34 |
| 10/04 | Ravens | | | | | | ON INACTIVE LIST | | | | | | L | 17-31 |
| 10/11 | Rams | | | | | | DID NOT PLAY | | | | | | L | 10-30 |
| 10/18 | at Giants | | | | | | DID NOT PLAY | | | | | | L | 19-20 |
| 10/25 | Cowboys | | | | | | DID NOT PLAY | | | | | | W | 25-3 |
| 11/08 | Giants | P | 1 | 4 | 4.0 | 4 | 0 | 0 | 0 | 0.0 | 0 | 0 | L | 20-23 |
| 11/15 | at Lions | P | 5 | 46 | 9.2 | 23 | 0 | 0 | 0 | 0.0 | 0 | 0 | L | 27-30 |
| 11/22 | Bengals | P | 3 | 13 | 4.3 | 7 | 1 | 0 | 0 | 0.0 | 0 | 0 | W | 20-9 |
| 11/26 | at Cowboys | P | 1 | 8 | 8.0 | 8 | 0 | 0 | 0 | 0.0 | 0 | 0 | W | 41-16 |
| 12/07 | at Steelers | P | 4 | 17 | 4.3 | 9 | 0 | 0 | 0 | 0.0 | 0 | 0 | W | 23-17 |
| 12/13 | at 49ers | P | 1 | 5 | 5.0 | 5 | 0 | 0 | 0 | 0.0 | 0 | 0 | W | 23-15 |
| 12/20 | Seahawks | P | 1 | 11 | 11.0 | 11 | 0 | 0 | 0 | 0.0 | 0 | 0 | L | 15-20 |
| 12/27 | Panthers | P | 4 | 52 | 13.0 | 23 | 0 | 0 | 0 | 0.0 | 0 | 0 | L | 13-20 |
| 01/03 | at Eagles | P | 1 | 6 | 6.0 | 6 | 0 | 1 | 18 | 18.0 | 18 | 0 | W | 20-14 |
| 2020 TOTALS | | 11-1 | 24 | 215 | 9.0 | 30 | 1 | 1 | 18 | 18.0 | 18 | 0 | 7-9 | |

2019 GAME-BY-GAME REGULAR-SEASON STATISTICS (REDSKINS)

| DATE | OPPONENT | P/S | RECEIVING | | | | | RUSHING | | | | | W/L | SCORE |
|-------------|-------------|------|-----------|------|------|----|---------------|---------|------|------|-----|----|------|--------|
| | | | NO. | YDS. | AVG. | LG | TD | NO. | YDS. | AVG. | LG | TD | | |
| 09/08 | at Eagles | P | 0 | 0 | 0.0 | 0 | 0 | 0 | 0 | 0.0 | 0 | 0 | L | 27-32 |
| 09/15 | Cowboys | P | 1 | 3 | 3.0 | 3 | 0 | 3 | 16 | 5.3 | 8 | 0 | L | 21-31 |
| 09/23 | Bears | P | 2 | 24 | 12.0 | 13 | 0 | 0 | 0 | 0.0 | 0 | 0 | L | 15-31 |
| 09/29 | at Giants | P | 0 | 0 | 0.0 | 0 | 0 | 0 | 0 | 0.0 | 0 | 0 | L | 3-24 |
| 10/06 | Patriots | P | 2 | 1 | 0.5 | 5 | 0 | 1 | 65 | 65.0 | 65t | 1 | L | 7-33 |
| 10/13 | at Dolphins | P | 0 | 0 | 0.0 | 0 | 0 | 1 | 1 | 1.0 | 1 | 0 | W | 17-16 |
| 10/20 | 49ers | P | 3 | 5 | 1.7 | 6 | 0 | 1 | 0 | 0.0 | 0 | 0 | L | 0-9 |
| 10/24 | at Vikings | P | 0 | 0 | 0.0 | 0 | 0 | 0 | 0 | 0.0 | 0 | 0 | L | 9-19 |
| 11/03 | at Bills | P | 1 | 12 | 12.0 | 12 | 0 | 0 | 0 | 0.0 | 0 | 0 | L | 9-24 |
| 11/17 | Jets | P | 2 | 6 | 3.0 | 9 | 0 | 0 | 0 | 0.0 | 0 | 0 | L | 17-34 |
| 11/24 | Lions | P | 0 | 0 | 0.0 | 0 | 0 | 0 | 0 | 0.0 | 0 | 0 | W | 19-16 |
| 12/01 | at Panthers | P | 3 | 29 | 9.7 | 14 | 0 | 0 | 0 | 0.0 | 0 | 0 | W | 29-21 |
| 12/08 | at Packers | P | 4 | 40 | 10.0 | 13 | 0 | 0 | 0 | 0.0 | 0 | 0 | L | 15-20 |
| 12/15 | Eagles | S | 5 | 45 | 9.0 | 19 | 1 | 0 | 0 | 0.0 | 0 | 0 | L | 27-37 |
| 12/22 | Giants | P | 6 | 64 | 10.7 | 32 | 2 | 2 | 9 | 4.5 | 14 | 0 | L | 35-41+ |
| 12/29 | at Cowboys | | | | | | NOT ON ROSTER | | | | | | L | 16-47 |
| 2019 TOTALS | | 15-1 | 29 | 229 | 7.9 | 32 | 3 | 8 | 91 | 11.4 | 65T | 1 | 3-13 | |

+ - Overtime

2021 GAME-BY-GAME REGULAR-SEASON STATISTICS (STEELERS)

| DATE | OPPONENT | P/S | KICKOFF RETURNS | | | | | PUNT RETURNS | | | | | W/L | SCORE |
|-------------|-------------|-----|-----------------|-----|-----|----|-------------------------|--------------|----|-----|-----|----|-----|--------|
| | | | RET | YDS | AVG | LG | TD | NO | FC | YDS | AVG | LG | | |
| 09/12 | at Bills | | | | | | PRACTICE SQUAD | | | | | | W | 23-16 |
| 09/19 | Raiders | | | | | | PRACTICE SQUAD | | | | | | L | 17-26 |
| 09/26 | Bengals | | | | | | PRACTICE SQUAD | | | | | | L | 10-24 |
| 10/03 | at Packers | | | | | | PRACTICE SQUAD | | | | | | L | 17-27 |
| 10/10 | Broncos | | | | | | PRACTICE SQUAD | | | | | | W | 27-19 |
| 10/17 | Seahawks | | | | | | PRACTICE SQUAD | | | | | | W | 23-20+ |
| 10/31 | at Browns | | | | | | PRACTICE SQUAD | | | | | | W | 15-10 |
| 11/08 | Bears | | | | | | PRACTICE SQUAD | | | | | | W | 29-27 |
| 11/14 | Lions | | | | | | PRACTICE SQUAD | | | | | | T | 16-16 |
| 11/21 | at Chargers | | | | | | PRACTICE SQUAD | | | | | | L | 37-41 |
| 11/28 | at Bengals | | | | | | PRACTICE SQUAD | | | | | | L | 10-41 |
| 12/05 | Ravens | | | | | | PRACTICE SQUAD | | | | | | W | 20-19 |
| 12/09 | at Vikings | | | | | | PRACTICE SQUAD | | | | | | L | 28-36 |
| 12/19 | Titans | | | | | | PRACTICE SQUAD | | | | | | W | 19-13 |
| 12/26 | at Chiefs | | | | | | PRACTICE SQUAD/COVID-19 | | | | | | L | 10-36 |
| 01/03 | Browns | | | | | | PRACTICE SQUAD/COVID-19 | | | | | | W | 26-14 |
| 01/09 | at Ravens | | | | | | PRACTICE SQUAD | | | | | | W | 16-13+ |
| 2021 TOTALS | | 0-0 | 0 | 0 | 0.0 | 0 | 0 | 0 | 0 | 0.0 | 0 | 0 | 9-7 | |

+ - Overtime

2020 GAME-BY-GAME REGULAR-SEASON STATISTICS (FOOTBALL TEAM)

| DATE | OPPONENT | P/S | KICKOFF RETURNS | | | | | PUNT RETURNS | | | | | W/L | SCORE |
|-------------|--------------|------|-----------------|-----|------|----|----|------------------|----|-----|------|----|-----|---------|
| | | | RET | YDS | AVG | LG | TD | NO | FC | YDS | AVG | LG | | |
| 09/13 | Eagles | | | | | | | NOT ON ROSTER | | | | | W | 27-17 |
| 09/20 | at Cardinals | S | 3 | 42 | 14.0 | 20 | 0 | 2 | 1 | 16 | 8.0 | 12 | 0 | L 15:30 |
| 09/27 | at Browns | P | 0 | 0 | 0.0 | 0 | 0 | 3 | 1 | 23 | 7.7 | 19 | 0 | L 20:34 |
| 10/04 | Ravens | | | | | | | ON INACTIVE LIST | | | | | L | 17:31 |
| 10/11 | Rams | | | | | | | DID NOT PLAY | | | | | L | 10:30 |
| 10/18 | at Giants | | | | | | | DID NOT PLAY | | | | | L | 19:20 |
| 10/25 | Cowboys | | | | | | | DID NOT PLAY | | | | | W | 25:3 |
| 11/08 | Giants | P | 0 | 0 | 0.0 | 0 | 0 | 1 | 1 | 12 | 12.0 | 12 | 0 | L 20:23 |
| 11/15 | at Lions | P | 0 | 0 | 0.0 | 0 | 0 | 1 | 3 | 0 | 0.0 | 0 | 0 | L 27:30 |
| 11/22 | Bengals | P | 0 | 0 | 0.0 | 0 | 0 | 2 | 1 | 13 | 6.5 | 10 | 0 | W 20:9 |
| 11/26 | at Cowboys | P | 0 | 0 | 0.0 | 0 | 0 | 2 | 0 | 15 | 7.5 | 10 | 0 | W 41:16 |
| 12/07 | at Steelers | P | 0 | 0 | 0.0 | 0 | 0 | 1 | 4 | 9 | 9.0 | 9 | 0 | W 23:17 |
| 12/13 | at 49ers | P | 0 | 0 | 0.0 | 0 | 0 | 2 | 5 | 36 | 18.0 | 22 | 0 | W 23:15 |
| 12/20 | Seahawks | P | 0 | 0 | 0.0 | 0 | 0 | 2 | 0 | -1 | -0.5 | 0 | 0 | L 15:20 |
| 12/27 | Panthers | P | 0 | 0 | 0.0 | 0 | 0 | 1 | 2 | 0 | 0.0 | 0 | 0 | L 13:20 |
| 01/03 | at Eagles | P | 0 | 0 | 0.0 | 0 | 0 | 2 | 1 | 20 | 10.0 | 20 | 0 | W 20:14 |
| 2020 TOTALS | | 11-1 | 3 | 42 | 14.0 | 20 | 0 | 19 | 19 | 143 | 7.5 | 22 | 0 | 7-9 |

2019 GAME-BY-GAME REGULAR-SEASON STATISTICS (REDSKINS)

| DATE | OPPONENT | P/S | KICKOFF RETURNS | | | | | PUNT RETURNS | | | | | W/L | SCORE |
|-------------|-------------|------|-----------------|-----|------|-----|----|---------------|----|-----|-----|----|-----|----------|
| | | | RET | YDS | AVG | LG | TD | NO | FC | YDS | AVG | LG | | |
| 09/08 | at Eagles | P | 3 | 46 | 15.3 | 19 | 0 | 0 | 0 | 0 | 0.0 | 0 | 0 | L 27:32 |
| 09/15 | Cowboys | P | 1 | 20 | 20.0 | 20 | 0 | 0 | 0 | 0 | 0.0 | 0 | 0 | L 21:31 |
| 09/23 | Bears | P | 3 | 102 | 34.0 | 45 | 0 | 0 | 0 | 0 | 0.0 | 0 | 0 | L 15:31 |
| 09/29 | at Giants | P | 2 | 37 | 18.5 | 19 | 0 | 0 | 0 | 0 | 0.0 | 0 | 0 | L 3:24 |
| 10/06 | Patriots | P | 0 | 0 | 0.0 | 0 | 0 | 0 | 0 | 0 | 0.0 | 0 | 0 | L 7:33 |
| 10/13 | at Dolphins | P | 1 | 21 | 21.0 | 21 | 0 | 0 | 0 | 0 | 0.0 | 0 | 0 | W 17:16 |
| 10/20 | 49ers | P | 3 | 63 | 21.0 | 24 | 0 | 0 | 0 | 0 | 0.0 | 0 | 0 | L 0-9 |
| 10/24 | at Vikings | P | 2 | 54 | 27.0 | 31 | 0 | 0 | 0 | 0 | 0.0 | 0 | 0 | L 9:19 |
| 11/03 | at Bills | P | 3 | 56 | 18.7 | 22 | 0 | 0 | 0 | 0 | 0.0 | 0 | 0 | L 9:24 |
| 11/17 | Jets | P | 6 | 143 | 23.8 | 30 | 0 | 0 | 0 | 0 | 0.0 | 0 | 0 | L 17:34 |
| 11/24 | Lions | P | 2 | 124 | 62.0 | 91t | 1 | 0 | 0 | 0 | 0.0 | 0 | 0 | W 19:16 |
| 12/01 | at Panthers | P | 0 | 0 | 0.0 | 0 | 0 | 3 | 0 | 12 | 4.0 | 6 | 0 | W 29:21 |
| 12/08 | at Packers | P | 1 | 19 | 19.0 | 19 | 0 | 1 | 1 | 6 | 6.0 | 6 | 0 | L 15:20 |
| 12/15 | Eagles | S | 3 | 89 | 29.7 | 41 | 0 | 2 | 1 | 8 | 4.0 | 11 | 0 | L 27:37 |
| 12/22 | Giants | P | 1 | 25 | 25.0 | 25 | 0 | 0 | 1 | 0 | 0.0 | 0 | 0 | L 35:41+ |
| 12/29 | at Cowboys | | | | | | | NOT ON ROSTER | | | | | L | 16:47 |
| 2019 TOTALS | | 15-1 | 31 | 799 | 25.8 | 91T | 1 | 6 | 3 | 26 | 4.3 | 11 | 0 | 3-13 |

+ - Overtime



24

BENNY SNELL JR.
RUNNING BACK

HEIGHT: 5-10

WEIGHT: 224

COLLEGE: Kentucky

BORN: February 26, 1998

BIRTHPLACE: Columbus, OH

HOW ACQUIRED: D4 '19

NFL EXPERIENCE: 4th year



COMMUNITY

- ✦ Participates in Salvation Army Project Bundle Up
- ✦ Served as a co-chair for the Salvation Army 2022 Topgolf Classic to benefit Salvation Army Project Bundle Up

BENNY SNELL JR.'S NFL REGULAR SEASON RUSHING/RECEIVING STATISTICS

| DATE | TEAM | GP | GS | RUSHING | | | | | RECEIVING | | | | |
|------------|----------|----|----|---------|------|------|----|----|-----------|------|------|----|----|
| | | | | NO. | YDS. | AVG. | LG | TD | NO. | YDS. | AVG. | LG | TD |
| 2019 | Steelers | 13 | 2 | 108 | 426 | 3.9 | 23 | 2 | 3 | 23 | 7.7 | 14 | 0 |
| 2020 | Steelers | 16 | 3 | 111 | 368 | 3.3 | 30 | 4 | 10 | 61 | 6.1 | 14 | 0 |
| 2021 | Steelers | 17 | 0 | 36 | 98 | 2.7 | 9 | 0 | 2 | 13 | 6.5 | 7 | 0 |
| 2022 | Steelers | 5 | 0 | 0 | 0 | 0.0 | 0 | 0 | 0 | 0 | 0.0 | 0 | 0 |
| NFL TOTALS | | 51 | 5 | 255 | 892 | 3.5 | 30 | 6 | 15 | 97 | 6.5 | 14 | 0 |

BENNY SNELL JR.'S NFL POSTSEASON RUSHING/RECEIVING STATISTICS

| DATE | TEAM | GP | GS | RUSHING | | | | | RECEIVING | | | | |
|------------|----------|----|----|---------|------|------|----|----|-----------|------|------|----|----|
| | | | | NO. | YDS. | AVG. | LG | TD | NO. | YDS. | AVG. | LG | TD |
| 2020 | Steelers | 1 | 0 | 2 | 13 | 6.5 | 11 | 0 | 1 | 4 | 4.0 | 4 | 0 |
| 2021 | Steelers | 1 | 0 | 2 | 15 | 7.5 | 8 | 0 | 2 | 16 | 8.0 | 11 | 0 |
| NFL TOTALS | | 2 | 0 | 4 | 28 | 7.0 | 11 | 0 | 3 | 20 | 6.7 | 11 | 0 |

BENNY SNELL JR.'S NFL REGULAR SEASON RETURN STATISTICS

| DATE | TEAM | RET. | KICKOFF RETURNS | | | | | PUNT RETURNS | | | | |
|------------|----------|------|-----------------|------|----|----|-----|--------------|------|------|----|----|
| | | | YDS. | AVG. | LG | TD | NO. | FC | YDS. | AVG. | LG | TD |
| 2019 | Steelers | 1 | 8 | 8.0 | 8 | 0 | 0 | 0 | 0 | 0.0 | 0 | 0 |
| 2020 | Steelers | 0 | 0 | 0.0 | 0 | 0 | 0 | 0 | 0 | 0.0 | 0 | 0 |
| 2021 | Steelers | 0 | 0 | 0.0 | 0 | 0 | 0 | 0 | 0 | 0.0 | 0 | 0 |
| 2022 | Steelers | 1 | 7 | 7.0 | 7 | 0 | 0 | 0 | 0 | 0.0 | 0 | 0 |
| NFL TOTALS | | 2 | 15 | 7.5 | 8 | 0 | 0 | 0 | 0 | 0.0 | 0 | 0 |

BENNY SNELL JR.'S NFL POSTSEASON RETURN STATISTICS

| DATE | TEAM | RET. | KICKOFF RETURNS | | | | | PUNT RETURNS | | | | |
|------------|----------|------|-----------------|------|----|----|-----|--------------|------|------|----|----|
| | | | YDS. | AVG. | LG | TD | NO. | FC | YDS. | AVG. | LG | TD |
| 2020 | Steelers | 0 | 0 | 0.0 | 0 | 0 | 0 | 0 | 0 | 0.0 | 0 | 0 |
| 2021 | Steelers | 0 | 0 | 0.0 | 0 | 0 | 0 | 0 | 0 | 0.0 | 0 | 0 |
| NFL TOTALS | | 0 | 0 | 0.0 | 0 | 0 | 0 | 0 | 0 | 0.0 | 0 | 0 |

SINGLE-GAME HIGHS: RUSHING/RECEIVING

| | | | |
|-------------------|---|------------------------|---|
| Rush Attempts | 21 at Cincinnati Bengals, Nov 24, 2019 19 at New York Giants, Sep 14, 2020 | Longest Receptions | 14 at Cincinnati Bengals, Dec 21, 2020 14 at Los Angeles Chargers, Oct 13, 2019 |
| Rushing Yards | 113 at New York Giants, Sep 14, 2020 98 at Cincinnati Bengals, Nov 24, 2019 | All-Purpose Yards | 113 at New York Giants, Sep 14, 2020 107 at Cincinnati Bengals, Dec 21, 2020 |
| Rushing Average | 6.0 at New York Giants, Sep 14, 2020 5.1 at Baltimore Ravens, Dec 29, 2019 | Kickoff Returns | 1 at Baltimore Ravens, Dec 29, 2019 |
| Longest Runs | 30 at New York Giants, Sep 14, 2020 29 at Cincinnati Bengals, Dec 21, 2020 | Kickoff Return Yards | 8 at Baltimore Ravens, Dec 29, 2019 |
| Rushing TDs | 1 at Cincinnati Bengals, Dec 21, 2020 1 at Jacksonville Jaguars, Nov 22, 2020 ...4 more at 1. | Longest Kickoff Return | 8 at Baltimore Ravens, Dec 29, 2019 7 vs. New York Jets, Oct 02, 2022 |
| Receptions | 3 at Cincinnati Bengals, Dec 21, 2020 3 vs. Baltimore Ravens, Dec 02, 2020 | Special Teams Tackles | 2 at Cincinnati Bengals, Sep 11, 2022 2 vs. Cleveland Browns, Jan 03, 2022 ...1 more at 2. |
| Receiving Yards | 33 vs. Baltimore Ravens, Dec 02, 2020 23 at Cincinnati Bengals, Dec 21, 2020 | Most TDs | 1 at Cincinnati Bengals, Dec 21, 2020 1 at Jacksonville Jaguars, Nov 22, 2020 ...4 more at 1. |
| Receiving Average | 11.0 vs. Baltimore Ravens, Dec 02, 2020 7.7 at Cincinnati Bengals, Dec 21, 2020 | Miscellaneous Tackles | 1 at Cleveland Browns, Jan 03, 2021 |

SINGLE-GAME HIGHS - POSTSEASON: RUSHING/RECEIVING

| | | | |
|---------------|--|---------------------------|--|
| Rush Attempts | 2 at Kansas City Chiefs, Jan 16, 2022 | Receiving Yards | 16 at Kansas City Chiefs, Jan 16, 2022 |
| | 2 vs. Cleveland Browns, Jan 10, 2021 | | 4 vs. Cleveland Browns, Jan 10, 2021 |
| Rushing Yards | 15 at Kansas City Chiefs, Jan 16, 2022 | Longest Receptions | 11 at Kansas City Chiefs, Jan 16, 2022 |
| | 13 vs. Cleveland Browns, Jan 10, 2021 | | 5 at Kansas City Chiefs, Jan 16, 2022 |
| Longest Runs | 11 vs. Cleveland Browns, Jan 10, 2021 | All-Purpose Yards | 4 vs. Cleveland Browns, Jan 10, 2021 |
| | 8 at Kansas City Chiefs, Jan 16, 2022 | | 31 at Kansas City Chiefs, Jan 16, 2022 |
| Receptions | 7 at Kansas City Chiefs, Jan 16, 2022 | Longest Own Fumble Return | 17 vs. Cleveland Browns, Jan 10, 2021 |
| | 2 vs. Cleveland Browns, Jan 10, 2021 | | 9 at Kansas City Chiefs, Jan 16, 2022 |
| | 2 at Kansas City Chiefs, Jan 16, 2022 | | |
| | 1 vs. Cleveland Browns, Jan 10, 2021 | | |

100-YARD RUSHING GAMES (1): REGULAR SEASON

| DATE | TEAM | ATT. | YDS. | AVG. | LG | TD |
|----------|-----------|------|------|------|----|----|
| 09/14/20 | at Giants | 19 | 113 | 5.9 | 30 | 0 |

2022 GAME-BY-GAME REGULAR-SEASON STATISTICS (STEELERS)

| DATE | OPPONENT | P/S | RUSHING | | | | | RECEIVING | | | | | W/L | SCORE |
|--------------|------------|-----|---------|------|------|----|----|-----------|------|------|----|----|-----|--------|
| | | | NO. | YDS. | AVG. | LG | TD | NO. | YDS. | AVG. | LG | TD | | |
| 09/11 | at Bengals | P | 0 | 0 | 0.0 | 0 | 0 | 0 | 0 | 0.0 | 0 | 0 | W | 23-20+ |
| 09/18 | Patriots | P | 0 | 0 | 0.0 | 0 | 0 | 0 | 0 | 0.0 | 0 | 0 | L | 14-17 |
| 09/22 | at Browns | P | 0 | 0 | 0.0 | 0 | 0 | 0 | 0 | 0.0 | 0 | 0 | L | 17-29 |
| 10/02 | Jets | P | 0 | 0 | 0.0 | 0 | 0 | 0 | 0 | 0.0 | 0 | 0 | L | 20-24 |
| 10/09 | at Bills | P | 0 | 0 | 0.0 | 0 | 0 | 0 | 0 | 0.0 | 0 | 0 | L | 3-38 |
| 2022 TOTALS | 5-0 | | 0 | 0 | 0.0 | 0 | 0 | 0 | 0 | 0.0 | 0 | 0 | 1-4 | |
| + - Overtime | | | | | | | | | | | | | | |

2021 GAME-BY-GAME REGULAR-SEASON STATISTICS (STEELERS)


| DATE | OPPONENT | P/S | RUSHING | | | | | RECEIVING | | | | | W/L/T | SCORE |
|--------------|-------------|-----|---------|------|------|----|----|-----------|------|------|----|----|-------|--------|
| | | | NO. | YDS. | AVG. | LG | TD | NO. | YDS. | AVG. | LG | TD | | |
| 09/12 | at Bills | P | 0 | 0 | 0.0 | 0 | 0 | 0 | 0 | 0.0 | 0 | 0 | W | 23-16 |
| 09/19 | Raiders | P | 2 | 1 | 0.5 | 1 | 0 | 0 | 0 | 0.0 | 0 | 0 | L | 17-26 |
| 09/26 | Bengals | P | 0 | 0 | 0.0 | 0 | 0 | 0 | 0 | 0.0 | 0 | 0 | L | 10-24 |
| 10/03 | at Packers | P | 1 | 0 | 0.0 | 0 | 0 | 0 | 0 | 0.0 | 0 | 0 | L | 17-27 |
| 10/10 | Broncos | P | 5 | 20 | 4.0 | 9 | 0 | 0 | 0 | 0.0 | 0 | 0 | W | 27-19 |
| 10/17 | Seahawks | P | 0 | 0 | 0.0 | 0 | 0 | 0 | 0 | 0.0 | 0 | 0 | W | 23-20+ |
| 10/31 | at Browns | P | 0 | 0 | 0.0 | 0 | 0 | 1 | 7 | 7.0 | 7 | 0 | W | 15-10 |
| 11/08 | Bears | P | 2 | 6 | 3.0 | 5 | 0 | 0 | 0 | 0.0 | 0 | 0 | W | 29-27 |
| 11/14 | Lions | P | 1 | 4 | 4.0 | 4 | 0 | 0 | 0 | 0.0 | 0 | 0 | T | 16-16 |
| 11/21 | at Chargers | P | 2 | 7 | 3.5 | 4 | 0 | 0 | 0 | 0.0 | 0 | 0 | L | 37-41 |
| 11/28 | at Bengals | P | 2 | 5 | 2.5 | 4 | 0 | 0 | 0 | 0.0 | 0 | 0 | L | 10-41 |
| 12/05 | Ravens | P | 2 | 13 | 6.5 | 8 | 0 | 0 | 0 | 0.0 | 0 | 0 | W | 20-19 |
| 12/09 | at Vikings | P | 1 | -2 | -2.0 | -2 | 0 | 0 | 0 | 0.0 | 0 | 0 | L | 28-36 |
| 12/19 | Titans | P | 0 | 0 | 0.0 | 0 | 0 | 0 | 0 | 0.0 | 0 | 0 | W | 19-13 |
| 12/26 | at Chiefs | P | 5 | 20 | 4.0 | 8 | 0 | 1 | 6 | 6.0 | 6 | 0 | L | 10-36 |
| 01/03 | Browns | P | 1 | 2 | 2.0 | 2 | 0 | 0 | 0 | 0.0 | 0 | 0 | W | 26-14 |
| 01/09 | at Ravens | P | 12 | 22 | 1.8 | 9 | 0 | 0 | 0 | 0.0 | 0 | 0 | W | 16-13+ |
| 2021 TOTALS | 17-0 | | 36 | 98 | 2.7 | 9 | 0 | 2 | 13 | 6.5 | 7 | 0 | 9-7-1 | |
| + - Overtime | | | | | | | | | | | | | | |

2020 GAME-BY-GAME REGULAR-SEASON STATISTICS (STEELERS)

| DATE | OPPONENT | P/S | RUSHING | | | | | RECEIVING | | | | | W/L | SCORE |
|-------------|---------------|-----|---------|------|------|----|----|-----------|------|------|----|----|------|-------|
| | | | NO. | YDS. | AVG. | LG | TD | NO. | YDS. | AVG. | LG | TD | | |
| 09/14 | at Giants | P | 19 | 113 | 5.9 | 30 | 0 | 0 | 0 | 0.0 | 0 | 0 | W | 26-16 |
| 09/20 | Broncos | P | 3 | 5 | 1.7 | 3 | 0 | 1 | -4 | -4.0 | -4 | 0 | W | 26-21 |
| 09/27 | Texans | P | 7 | 11 | 1.6 | 4 | 0 | 0 | 0 | 0.0 | 0 | 0 | W | 28-21 |
| 10/11 | Eagles | P | 7 | 19 | 2.7 | 8 | 0 | 0 | 0 | 0.0 | 0 | 0 | W | 38-29 |
| 10/18 | Browns | P | 6 | 17 | 2.8 | 5 | 1 | 1 | 4 | 4.0 | 4 | 0 | W | 38-7 |
| 10/25 | at Titans | P | 2 | 2 | 1.0 | 1t | 1 | 0 | 0 | 0.0 | 0 | 0 | W | 27-24 |
| 11/01 | at Ravens | P | 0 | 0 | 0.0 | 0 | 0 | 0 | 0 | 0.0 | 0 | 0 | W | 28-24 |
| 11/08 | at Cowboys | P | 3 | 1 | 0.3 | 3 | 0 | 0 | 0 | 0.0 | 0 | 0 | W | 24-19 |
| 11/15 | Bengals | P | 3 | 12 | 4.0 | 8 | 0 | 0 | 0 | 0.0 | 0 | 0 | W | 36-10 |
| 11/22 | at Jaguars | P | 7 | 15 | 2.1 | 5 | 1 | 0 | 0 | 0.0 | 0 | 0 | W | 27-3 |
| 12/02 | Ravens | S | 16 | 60 | 3.8 | 13 | 0 | 3 | 33 | 11.0 | 13 | 0 | W | 19-14 |
| 12/07 | Football Team | S | 8 | 5 | 0.6 | 4 | 0 | 2 | 5 | 2.5 | 4 | 0 | L | 17-23 |
| 12/13 | at Bills | P | 3 | 14 | 4.7 | 7 | 0 | 0 | 0 | 0.0 | 0 | 0 | L | 15-26 |
| 12/21 | at Bengals | S | 18 | 84 | 4.7 | 29 | 1 | 3 | 23 | 7.7 | 14 | 0 | L | 17-27 |
| 12/27 | Colts | P | 6 | 0 | 0.0 | 2 | 0 | 0 | 0 | 0.0 | 0 | 0 | W | 28-24 |
| 01/03 | at Browns | P | 3 | 10 | 3.3 | 6 | 0 | 0 | 0 | 0.0 | 0 | 0 | L | 22-24 |
| 2020 TOTALS | 16-3 | | 111 | 368 | 3.3 | 30 | 4 | 10 | 61 | 6.1 | 14 | 0 | 12-4 | |

2019 GAME-BY-GAME REGULAR-SEASON STATISTICS (STEELERS)

| DATE | OPPONENT | P/S | RUSHING | | | | | RECEIVING | | | | | W/L | SCORE |
|--------------|--------------|------|---------|------|------|----|----------|-----------|------|------|----|----|-----|--------|
| | | | NO. | YDS. | AVG. | LG | TD | NO. | YDS. | AVG. | LG | TD | | |
| 09/08 | at Patriots | P | 0 | 0 | 0.0 | 0 | 0 | 0 | 0 | 0.0 | 0 | 0 | L | 3-33 |
| 09/15 | Seahawks | P | 1 | 23 | 23.0 | 23 | 0 | 0 | 0 | 0.0 | 0 | 0 | L | 26-28 |
| 09/22 | at 49ers | P | 3 | 6 | 2.0 | 4 | 0 | 0 | 0 | 0.0 | 0 | 0 | L | 20-24 |
| 09/30 | Bengals | P | 2 | 1 | 0.5 | 1 | 0 | 0 | 0 | 0.0 | 0 | 0 | W | 27-3 |
| 10/06 | Ravens | P | 0 | 0 | 0.0 | 0 | 0 | 0 | 0 | 0.0 | 0 | 0 | L | 23-26+ |
| 10/13 | at Chargers | P | 17 | 75 | 4.4 | 20 | 0 | 1 | 14 | 14.0 | 14 | 0 | W | 24-17 |
| 10/28 | Dolphins | P | 5 | 13 | 2.6 | 5 | 0 | 0 | 0 | 0.0 | 0 | 0 | W | 27-14 |
| 11/03 | Colts | | | | | | INACTIVE | | | | | | W | 26-24 |
| 11/10 | Rams | | | | | | INACTIVE | | | | | | W | 17-12 |
| 11/14 | at Browns | | | | | | INACTIVE | | | | | | L | 7-21 |
| 11/24 | at Bengals | S | 21 | 98 | 4.7 | 21 | 0 | 1 | 5 | 5.0 | 5 | 0 | W | 16-10 |
| 12/01 | Browns | P | 16 | 63 | 3.9 | 14 | 1 | 1 | 4 | 4.0 | 4 | 0 | W | 20-13 |
| 12/08 | at Cardinals | P | 16 | 41 | 2.6 | 9 | 0 | 0 | 0 | 0.0 | 0 | 0 | W | 23-17 |
| 12/15 | Bills | P | 2 | 1 | 0.5 | 2 | 0 | 0 | 0 | 0.0 | 0 | 0 | L | 10-17 |
| 12/22 | at Jets | P | 7 | 14 | 2.0 | 6 | 0 | 0 | 0 | 0.0 | 0 | 0 | L | 10-16 |
| 12/29 | at Ravens | S | 18 | 91 | 5.1 | 19 | 1 | 0 | 0 | 0.0 | 0 | 0 | L | 10-28 |
| 2019 TOTALS | | 13-2 | 108 | 426 | 3.9 | 23 | 2 | 3 | 23 | 7.7 | 14 | 0 | 8-8 | |
| + - Overtime | | | | | | | | | | | | | | |



41

ROBERT SPILLANE

LINEBACKER

HEIGHT: 6-1

WEIGHT: 223


COLLEGE: Western Michigan

BORN: December 14, 1995

BIRTHPLACE: Oak Park, IL

HOW ACQUIRED: FA '19

NFL EXPERIENCE: 4th year



ROBERT SPILLANE'S NFL REGULAR SEASON DEFENSIVE STATISTICS

| DATE | TEAM | GP | GS | TK | S | A | TACKLES | | | | INTERCEPTIONS | | | | O. FUMB | | | | ST | | | | MISC | | | | |
|------------|----------|----|----|-----|----|----|-----------------------------------|-----|-----|------|---------------|----|-----|-----|---------|----|----|----|----|-----|----|----|------|----|----|---|---|
| | | | | | | | TFL | YDS | SK | YDS | QBH | NO | YDS | LG | TD | PD | FF | FR | TD | YDS | TK | S | A | FF | FR | S | A |
| 2018 | Titans | 2 | 0 | 0 | 0 | 0 | 0 | 0 | 0.0 | 0.0 | 0 | 0 | 0 | 0 | 0 | 0 | 0 | 0 | 0 | 0 | 0 | 0 | 0 | 0 | 0 | 0 | |
| 2019 | Titans | 0 | 0 | 0 | 0 | 0 | 0 | 0 | 0.0 | 0.0 | 0 | 0 | 0 | 0 | 0 | 0 | 0 | 0 | 0 | 0 | 0 | 0 | 0 | 0 | 0 | 0 | |
| 2019 | Steelers | 8 | 0 | 1 | 1 | 0 | Went from Tennessee to Pittsburgh | | | | | | | | | | 0 | 0 | 0 | 0 | 0 | 0 | 0 | 0 | 0 | 0 | |
| 2019 | TOTAL | 8 | 0 | 1 | 1 | 0 | 0 | 0 | 0.0 | 0.0 | 0 | 0 | 0 | 0 | 0 | 0 | 0 | 0 | 0 | 0 | 10 | 7 | 3 | 0 | 0 | 0 | 0 |
| 2020 | Steelers | 12 | 7 | 43 | 37 | 6 | 4 | 21 | 2.0 | 15.0 | 3 | 1 | 33 | 33t | 1 | 4 | 0 | 1 | 0 | 0 | 2 | 2 | 0 | 0 | 0 | 0 | 0 |
| 2021 | Steelers | 14 | 4 | 45 | 23 | 22 | 2 | 4 | 0.0 | 0.0 | 0 | 0 | 0 | 0 | 0 | 0 | 0 | 0 | 0 | 0 | 11 | 6 | 5 | 0 | 0 | 0 | 0 |
| 2022 | Steelers | 5 | 0 | 14 | 8 | 6 | 0 | 0 | 1.0 | 0.0 | 1 | 0 | 0 | 0 | 0 | 2 | 0 | 0 | 0 | 0 | 1 | 1 | 0 | 0 | 0 | 0 | 0 |
| NFL TOTALS | | 41 | 11 | 103 | 69 | 34 | 6 | 25 | 3.0 | 15.0 | 4 | 1 | 33 | 33T | 1 | 6 | 0 | 1 | 0 | 0 | 24 | 16 | 8 | 0 | 0 | 0 | 0 |

ROBERT SPILLANE'S NFL POSTSEASON DEFENSIVE STATISTICS

| DATE | TEAM | GP | GS | TK | S | TACKLES | | | | | QBH | INTERCEPTIONS | | | | O. FUMB | | | | ST | | | | MISC | | |
|------------|----------|----|----|----|----|---------|-----|-----|-----|-----|-----|---------------|-----|----|----|---------|----|----|----|-----|----|---|---|------|----|---|
| | | | | | | A | TFL | YDS | SK | YDS | | NO | YDS | LG | TD | PD | FF | FR | TD | YDS | TK | S | A | FF | FR | S |
| 2020 | Steelers | 1 | 1 | 9 | 6 | 3 | 0 | 0 | 0.0 | 0.0 | 0 | 0 | 0 | 0 | 0 | 0 | 0 | 0 | 0 | 0 | 0 | 0 | 0 | 0 | 0 | 0 |
| 2021 | Steelers | 1 | 1 | 5 | 0 | 0 | 0 | 0 | 0.0 | 0.0 | 0 | 0 | 0 | 0 | 0 | 0 | 0 | 0 | 0 | 0 | 0 | 0 | 0 | 0 | 0 | 0 |
| NFL TOTALS | | 2 | 2 | 14 | 11 | 3 | 0 | 0 | 0.0 | 0.0 | 0 | 0 | 0 | 0 | 0 | 0 | 0 | 0 | 0 | 0 | 0 | 0 | 0 | 0 | 0 | 0 |

SINGLE-GAME HIGHS: DEFENSIVE

| | | | |
|-------------------|--|---------------------------|---|
| Total Tackles | 13 at Kansas City Chiefs, Dec 26, 2021 11 at Baltimore Ravens, Nov 01, 2020 | Tackles For Loss | 1 vs. Cleveland Browns, Jan 03, 2022 1 vs. Las Vegas Raiders, Sep 19, 2021 |
| Solo Tackles | 10 at Baltimore Ravens, Nov 01, 2020 7 vs. Las Vegas Raiders, Sep 19, 2021 | Interceptions | ...4 more at 1. 1 at Baltimore Ravens, Nov 01, 2020 |
| Sacks | 1.0 at Cincinnati Bengals, Sep 11, 2022 1.0 vs. Washington Football Team, Dec 07, 2020 ...1 more at 1.0. | Interception Return Yards | 33 at Baltimore Ravens, Nov 01, 2020 |
| Passes Defensed | 2 at Buffalo Bills, Oct 09, 2022 2 vs. Washington Football Team, Dec 07, 2020 ...1 more at 2. | Special Teams Tackles | 4 at Cincinnati Bengals, Nov 24, 2019 2 at Los Angeles Chargers, Nov 21, 2021 ...4 more at 2. |
| Fumble Recoveries | 1 at Baltimore Ravens, Nov 01, 2020 | | |

SINGLE-GAME HIGHS - POSTSEASON: DEFENSIVE

| | | | |
|---------------|---|--------------|---|
| Total Tackles | 9 vs. Cleveland Browns, Jan 10, 2021 5 at Kansas City Chiefs, Jan 16, 2022 | Solo Tackles | 6 vs. Cleveland Browns, Jan 10, 2021 5 at Kansas City Chiefs, Jan 16, 2022 |
|---------------|---|--------------|---|

2022 GAME-BY-GAME REGULAR-SEASON STATISTICS (STEELERS)

| DATE | OPPONENT | P/S | TACKLES | | | | | | | INTERCEPTIONS | | | | | O. FUMB | | | ST | | | MISC | | W/L | SCORE | | | |
|--------------|------------|-----|---------|---|---|-----|-----|-----|-----|---------------|----|-----|----|----|---------|----|----|----|-----|----|------|---|-----|-------|----|-----|--------|
| | | | TK | S | A | SK | YDS | TFL | YDS | QBH | NO | YDS | LG | TD | PD | FF | FR | TD | YDS | TK | S | A | | | FF | FR | S |
| 09/11 | at Bengals | P | 5 | 3 | 2 | 1.0 | 0.0 | 0 | 0 | 1 | 0 | 0 | 0 | 0 | 0 | 0 | 0 | 0 | 0 | 0 | 0 | 0 | 0 | 0 | 0 | W | 23-20+ |
| 09/18 | Patriots | P | 6 | 3 | 3 | 0.0 | 0.0 | 0 | 0 | 0 | 0 | 0 | 0 | 0 | 0 | 0 | 0 | 0 | 1 | 1 | 0 | 0 | 0 | 0 | 0 | L | 14-17 |
| 09/22 | at Browns | P | 2 | 2 | 0 | 0.0 | 0.0 | 0 | 0 | 0 | 0 | 0 | 0 | 0 | 0 | 0 | 0 | 0 | 0 | 0 | 0 | 0 | 0 | 0 | 0 | L | 17-29 |
| 10/02 | Jets | P | 1 | 0 | 1 | 0.0 | 0.0 | 0 | 0 | 0 | 0 | 0 | 0 | 0 | 0 | 0 | 0 | 0 | 0 | 0 | 0 | 0 | 0 | 0 | 0 | L | 20-24 |
| 10/09 | at Bills | P | 0 | 0 | 0 | 0.0 | 0.0 | 0 | 0 | 0 | 0 | 0 | 0 | 2 | 0 | 0 | 0 | 0 | 0 | 0 | 0 | 0 | 0 | 0 | 0 | L | 3-38 |
| 2022 Totals | | 5-0 | 14 | 8 | 6 | 1.0 | 0.0 | 0 | 0 | 1 | 0 | 0 | 0 | 2 | 0 | 0 | 0 | 0 | 1 | 1 | 0 | 0 | 0 | 0 | 0 | 1-4 | |
| + - Overtime | | | | | | | | | | | | | | | | | | | | | | | | | | | |

2021 GAME-BY-GAME REGULAR-SEASON STATISTICS (STEELERS)

| DATE | OPPONENT | P/S | TACKLES | | | | | | | INTERCEPTIONS | | | | | O. FUMB | | | ST | | | MISC | | W/L | SCORE | | | | |
|-------------|-------------|------|---------|----|----|-----|-----|-----|-----|------------------|----|-----|----|----|---------|----|----|----|-----|----|------|---|-----|-------|----|--------|-------|-------|
| | | | TK | S | A | SK | YDS | TFL | YDS | QBH | NO | YDS | LG | TD | PD | FF | FR | TD | YDS | TK | S | A | | | FF | FR | S | A |
| 09/12 | at Bills | | | | | | | | | ON INACTIVE LIST | | | | | | | | | | | | | | | | | W | 23-16 |
| 09/19 | Raiders | S | 10 | 7 | 3 | 0.0 | 0.0 | 1 | 2 | 0 | 0 | 0 | 0 | 0 | 0 | 0 | 0 | 0 | 2 | 0 | 2 | 0 | 0 | 0 | 0 | L | 17-26 | |
| 09/26 | Bengals | P | 0 | 0 | 0 | 0.0 | 0.0 | 0 | 0 | 0 | 0 | 0 | 0 | 0 | 0 | 0 | 0 | 0 | 0 | 0 | 0 | 0 | 0 | 0 | L | 10-24 | | |
| 10/03 | at Packers | P | 0 | 0 | 0 | 0.0 | 0.0 | 0 | 0 | 0 | 0 | 0 | 0 | 0 | 0 | 0 | 0 | 0 | 1 | 1 | 0 | 0 | 0 | 0 | L | 17-27 | | |
| 10/10 | Broncos | P | 2 | 1 | 1 | 0.0 | 0.0 | 0 | 0 | 0 | 0 | 0 | 0 | 0 | 0 | 0 | 0 | 0 | 0 | 0 | 0 | 0 | 0 | 0 | W | 27-19 | | |
| 10/17 | Seahawks | P | 2 | 0 | 2 | 0.0 | 0.0 | 0 | 0 | 0 | 0 | 0 | 0 | 0 | 0 | 0 | 0 | 0 | 1 | 1 | 0 | 0 | 0 | 0 | W | 23-20+ | | |
| 10/31 | at Browns | P | 1 | 0 | 1 | 0.0 | 0.0 | 0 | 0 | 0 | 0 | 0 | 0 | 0 | 0 | 0 | 0 | 0 | 1 | 1 | 0 | 0 | 0 | 0 | W | 15-10 | | |
| 11/08 | Bears | P | 0 | 0 | 0 | 0.0 | 0.0 | 0 | 0 | 0 | 0 | 0 | 0 | 0 | 0 | 0 | 0 | 0 | 0 | 0 | 0 | 0 | 0 | 0 | W | 29-27 | | |
| 11/14 | Lions | P | 0 | 0 | 0 | 0.0 | 0.0 | 0 | 0 | 0 | 0 | 0 | 0 | 0 | 0 | 0 | 0 | 0 | 2 | 1 | 1 | 0 | 0 | 0 | T | 16-16 | | |
| 11/21 | at Chargers | P | 1 | 1 | 0 | 0.0 | 0.0 | 0 | 0 | 0 | 0 | 0 | 0 | 0 | 0 | 0 | 0 | 0 | 2 | 1 | 1 | 0 | 0 | 0 | L | 37-41 | | |
| 11/28 | at Bengals | P | 1 | 1 | 0 | 0.0 | 0.0 | 0 | 0 | 0 | 0 | 0 | 0 | 0 | 0 | 0 | 0 | 0 | 0 | 0 | 0 | 0 | 0 | 0 | L | 10-41 | | |
| 12/05 | Ravens | | | | | | | | | RESERVE/COVID-19 | | | | | | | | | | | | | | | | | W | 20-19 |
| 12/09 | at Vikings | | | | | | | | | INACTIVE | | | | | | | | | | | | | | | | | L | 28-36 |
| 12/19 | Titans | P | 3 | 1 | 2 | 0.0 | 0.0 | 0 | 0 | 0 | 0 | 0 | 0 | 0 | 0 | 0 | 0 | 0 | 1 | 0 | 1 | 0 | 0 | 0 | 0 | W | 19-13 | |
| 12/26 | at Chiefs | S | 13 | 5 | 8 | 0.0 | 0.0 | 0 | 0 | 0 | 0 | 0 | 0 | 0 | 0 | 0 | 0 | 0 | 0 | 0 | 0 | 0 | 0 | 0 | L | 10-36 | | |
| 01/03 | Browns | S | 8 | 4 | 4 | 0.0 | 0.0 | 1 | 2 | 0 | 0 | 0 | 0 | 0 | 0 | 0 | 0 | 0 | 0 | 0 | 0 | 0 | 0 | 0 | W | 26-14 | | |
| 01/09 | at Ravens | S | 4 | 3 | 1 | 0.0 | 0.0 | 0 | 0 | 0 | 0 | 0 | 0 | 0 | 0 | 0 | 0 | 0 | 1 | 1 | 0 | 0 | 0 | 0 | W | 16-13+ | | |
| 2021 TOTALS | | 14-4 | 45 | 23 | 22 | 0.0 | 0.0 | 2 | 4 | 0 | 0 | 0 | 0 | 0 | 0 | 0 | 0 | 0 | 11 | 6 | 5 | 0 | 0 | 0 | 0 | 9-7-1 | | |
| + Overtime | | | | | | | | | | | | | | | | | | | | | | | | | | | | |

2020 GAME-BY-GAME REGULAR-SEASON STATISTICS (STEELERS)

| DATE | OPPONENT | P/S | TACKLES | | | | | | | INTERCEPTIONS | | | | | O. FUMB | | | ST | | | | MISC | | W/L | SCORE | | | | |
|-------------|---------------|------|---------|----|---|-----|------|-----|-----|---------------|--------------|-----|-----|----|---------|----|----|----|-----|----|---|------|----|-----|-------|----|-------|---|-------|
| | | | TK | S | A | SK | YDS | TFL | YDS | QBH | NO | YDS | LG | TD | PD | FF | FR | TD | YDS | TK | S | A | FF | | | FR | S | A | |
| 09/14 | at Giants | P | 0 | 0 | 0 | 0.0 | 0.0 | 0 | 0 | 0 | 0 | 0 | 0 | 0 | 0 | 0 | 0 | 0 | 1 | 1 | 0 | 0 | 0 | 0 | 0 | W | 26-16 | | |
| 09/20 | Broncos | P | 0 | 0 | 0 | 0.0 | 0.0 | 0 | 0 | 0 | 0 | 0 | 0 | 0 | 0 | 0 | 0 | 0 | 0 | 0 | 0 | 0 | 0 | 0 | 0 | W | 26-21 | | |
| 09/27 | Texans | P | 0 | 0 | 0 | 0.0 | 0.0 | 0 | 0 | 0 | 0 | 0 | 0 | 0 | 0 | 0 | 0 | 0 | 0 | 0 | 0 | 0 | 0 | 0 | 0 | W | 28-21 | | |
| 10/11 | Eagles | P | 0 | 0 | 0 | 0.0 | 0.0 | 0 | 0 | 0 | 0 | 0 | 0 | 0 | 0 | 0 | 0 | 0 | 0 | 0 | 0 | 0 | 0 | 0 | 0 | W | 38-29 | | |
| 10/18 | Browns | P | 5 | 4 | 1 | 0.0 | 0.0 | 1 | 6 | 0 | 0 | 0 | 0 | 0 | 0 | 0 | 0 | 0 | 1 | 1 | 0 | 0 | 0 | 0 | 0 | W | 38-7 | | |
| 10/25 | at Titans | S | 3 | 2 | 1 | 0.0 | 0.0 | 0 | 0 | 0 | 0 | 0 | 0 | 0 | 0 | 0 | 0 | 0 | 0 | 0 | 0 | 0 | 0 | 0 | 0 | W | 27-24 | | |
| 11/01 | at Ravens | S | 11 | 10 | 1 | 0.0 | 0.0 | 1 | 0 | 0 | 1 | 33 | 33 | 1 | 2 | 0 | 1 | 0 | 0 | 0 | 0 | 0 | 0 | 0 | 0 | W | 28-24 | | |
| 11/08 | at Cowboys | S | 6 | 6 | 0 | 0.0 | 0.0 | 0 | 0 | 0 | 0 | 0 | 0 | 0 | 0 | 0 | 0 | 0 | 0 | 0 | 0 | 0 | 0 | 0 | 0 | W | 24-19 | | |
| 11/15 | Bengals | S | 5 | 4 | 1 | 1.0 | 6.0 | 1 | 6 | 1 | 0 | 0 | 0 | 0 | 0 | 0 | 0 | 0 | 0 | 0 | 0 | 0 | 0 | 0 | 0 | W | 36-10 | | |
| 11/22 | at Jaguars | S | 4 | 3 | 1 | 0.0 | 0.0 | 0 | 0 | 0 | 0 | 0 | 0 | 0 | 0 | 0 | 0 | 0 | 0 | 0 | 0 | 0 | 0 | 0 | 0 | W | 27-3 | | |
| 12/02 | Ravens | S | 6 | 6 | 0 | 0.0 | 0.0 | 0 | 0 | 0 | 0 | 0 | 0 | 0 | 0 | 0 | 0 | 0 | 0 | 0 | 0 | 0 | 0 | 0 | 0 | W | 19-14 | | |
| 12/07 | Football Team | S | 3 | 2 | 1 | 1.0 | 9.0 | 1 | 9 | 2 | 0 | 0 | 0 | 0 | 2 | 0 | 0 | 0 | 0 | 0 | 0 | 0 | 0 | 0 | 0 | L | 17-23 | | |
| 12/13 | at Bills | | | | | | | | | | DID NOT PLAY | | | | | | | | | | | | | | | | | L | 15-26 |
| 12/21 | at Bengals | | | | | | | | | | DID NOT PLAY | | | | | | | | | | | | | | | | | L | 17-27 |
| 12/27 | Colts | | | | | | | | | | DID NOT PLAY | | | | | | | | | | | | | | | | | W | 28-24 |
| 01/03 | at Browns | | | | | | | | | | DID NOT PLAY | | | | | | | | | | | | | | | | | L | 22-24 |
| 2020 TOTALS | | 12-7 | 43 | 37 | 6 | 2.0 | 15.0 | 4 | 21 | 3 | 1 | 33 | 33T | 1 | 4 | 0 | 1 | 0 | 0 | 2 | 2 | 0 | 0 | 0 | 0 | 0 | 12-4 | | |

2019 GAME-BY-GAME REGULAR-SEASON STATISTICS (TITANS/STEELERS)

| DATE | OPPONENT | P/S | TACKLES | | | | | | | INTERCEPTIONS | | | | | O. FUMB | | | | ST | | | | MISC | | W/L | SCORE | | | |
|-------------------------------|--------------|-----|---------|---|---|-----|-----|-----|-----|---------------|---------------|-----|----|----|---------|----|----|----|-----|----|---|---|------|----|-----|-------|-----|-------|-------|
| | | | TK | S | A | SK | YDS | TFL | YDS | QBH | NO | YDS | LG | TD | PD | FF | FR | TD | YDS | TK | S | A | FF | FR | | | S | A | |
| 09/08 | at Browns | | | | | | | | | | NOT ON ROSTER | | | | | | | | | | | | | | | | | W | 43-13 |
| 09/15 | Colts | | | | | | | | | | NOT ON ROSTER | | | | | | | | | | | | | | | | | L | 17-19 |
| 09/19 | at Jaguars | | | | | | | | | | NOT ON ROSTER | | | | | | | | | | | | | | | | | L | 7-20 |
| 09/29 | at Falcons | | | | | | | | | | NOT ON ROSTER | | | | | | | | | | | | | | | | | W | 24-10 |
| 10/06 | Bills | | | | | | | | | | NOT ON ROSTER | | | | | | | | | | | | | | | | | L | 7-14 |
| 10/13 | at Broncos | | | | | | | | | | NOT ON ROSTER | | | | | | | | | | | | | | | | | L | 0-16 |
| 10/20 | Chargers | | | | | | | | | | NOT ON ROSTER | | | | | | | | | | | | | | | | | W | 23-20 |
| 10/27 | Buccaneers | | | | | | | | | | NOT ON ROSTER | | | | | | | | | | | | | | | | | W | 27-23 |
| Went from Titans to Steelers. | | | | | | | | | | | | | | | | | | | | | | | | | | | | | |
| PRACTICE SQUAD | | | | | | | | | | | | | | | | | | | | | | | | | | | | | |
| 11/03 | Colts | | | | | | | | | | 0 | 0 | 0 | 0 | 0 | 0 | 0 | 0 | 2 | 2 | 0 | 0 | 0 | 0 | 0 | 0 | W | 26-24 | |
| 11/10 | Rams | P | 0 | 0 | 0 | 0.0 | 0.0 | 0 | 0 | 0 | 0 | 0 | 0 | 0 | 0 | 0 | 0 | 0 | 0 | 0 | 0 | 0 | 0 | 0 | 0 | 0 | W | 17-12 | |
| 11/14 | at Browns | P | 0 | 0 | 0 | 0.0 | 0.0 | 0 | 0 | 0 | 0 | 0 | 0 | 0 | 0 | 0 | 0 | 0 | 0 | 1 | 1 | 0 | 0 | 0 | 0 | 0 | L | 7-21 | |
| 11/24 | at Bengals | P | 0 | 0 | 0 | 0.0 | 0.0 | 0 | 0 | 0 | 0 | 0 | 0 | 0 | 0 | 0 | 0 | 0 | 0 | 4 | 1 | 3 | 0 | 0 | 0 | 0 | W | 16-10 | |
| 12/01 | Browns | P | 0 | 0 | 0 | 0.0 | 0.0 | 0 | 0 | 0 | 0 | 0 | 0 | 0 | 0 | 0 | 0 | 0 | 0 | 0 | 0 | 0 | 0 | 0 | 0 | 0 | W | 20-13 | |
| 12/08 | at Cardinals | P | 0 | 0 | 0 | 0.0 | 0.0 | 0 | 0 | 0 | 0 | 0 | 0 | 0 | 0 | 0 | 0 | 0 | 0 | 2 | 2 | 0 | 0 | 0 | 0 | 0 | W | 23-17 | |
| 12/15 | Bills | P | 0 | 0 | 0 | 0.0 | 0.0 | 0 | 0 | 0 | 0 | 0 | 0 | 0 | 0 | 0 | 0 | 0 | 0 | 0 | 0 | 0 | 0 | 0 | 0 | 0 | L | 10-17 | |
| 12/22 | at Jets | P | 0 | 0 | 0 | 0.0 | 0.0 | 0 | 0 | 0 | 0 | 0 | 0 | 0 | 0 | 0 | 0 | 0 | 0 | 0 | 0 | 0 | 0 | 0 | 0 | 0 | L | 10-16 | |
| 12/29 | at Ravens | P | 1 | 1 | 0 | 0.0 | 0.0 | 0 | 0 | 0 | 0 | 0 | 0 | 0 | 0 | 0 | 0 | 0 | 0 | 1 | 1 | 0 | 0 | 0 | 0 | 0 | L | 10-28 | |
| 2019 TOTALS | | | 8-0 | 1 | 1 | 0 | 0.0 | 0.0 | 0 | 0 | 0 | 0 | 0 | 0 | 0 | 0 | 0 | 0 | 10 | 7 | 3 | 0 | 0 | 0 | 0 | 0 | 9-8 | | |



20

CAMERON SUTTON
CORNERBACK

HEIGHT: 5-11

WEIGHT: 188

COLLEGE: Tennessee

BORN: February 27, 1995

BIRTHPLACE: Jonesboro, GA

HOW ACQUIRED: D3a '17

NFL EXPERIENCE: 6th year



CAMERON SUTTON'S NFL REGULAR SEASON DEFENSIVE STATISTICS

| DATE | TEAM | GP | GS | TACKLES | | | | | | | INTERCEPTIONS | | | | | O. FUMB | | | ST | | | MISC | | | |
|------------|----------|----|----|---------|-----|----|-----|-----|-----|-----|---------------|----|----|----|----|---------|----|-----|----|---|---|------|----|----|---|
| | | | | TK | S | A | TFL | YDS | QBH | NO | YDS | LG | TD | PD | FF | FR | TD | YDS | TK | S | A | FF | FR | TD | S |
| 2017 | Steelers | 5 | 1 | 5 | 4 | 1 | 0 | 0 | 0.0 | 0 | 0 | 0 | 0 | 1 | 0 | 0 | 0 | 0 | 0 | 0 | 0 | 0 | 0 | 0 | |
| 2018 | Steelers | 15 | 1 | 19 | 18 | 1 | 0 | 0 | 0.0 | 0 | 0 | 0 | 2 | 1 | 0 | 0 | 3 | 0 | 0 | 0 | 3 | 2 | 1 | 1 | 0 |
| 2019 | Steelers | 16 | 0 | 16 | 13 | 3 | 2 | 2 | 1.0 | 1 | 1 | 26 | 26 | 0 | 5 | 0 | 0 | 0 | 0 | 0 | 0 | 0 | 0 | 0 | |
| 2020 | Steelers | 16 | 6 | 29 | 26 | 3 | 1 | 4 | 1.0 | 0 | 1 | 0 | 0 | 8 | 3 | 1 | 0 | 0 | 0 | 0 | 0 | 0 | 0 | 0 | |
| 2021 | Steelers | 16 | 16 | 52 | 44 | 8 | 4 | 13 | 0.0 | 0 | 2 | 4 | 4 | 1 | 0 | 0 | 0 | 0 | 0 | 0 | 0 | 0 | 0 | 0 | |
| 2022 | Steelers | 5 | 5 | 16 | 15 | 1 | 1 | 1 | 0.0 | 0 | 2 | 26 | 26 | 0 | 5 | 0 | 0 | 0 | 0 | 0 | 0 | 0 | 0 | 0 | |
| NFL TOTALS | | 73 | 29 | 137 | 120 | 17 | 8 | 20 | 2.0 | 1.0 | 3 | 7 | 56 | 26 | 0 | 28 | 4 | 1 | 0 | 4 | 3 | 1 | 1 | 0 | 0 |

CAMERON SUTTON'S NFL POSTSEASON DEFENSIVE STATISTICS

| | | | | TACKLES | | | | | | | INTERCEPTIONS | | | | | O. FUMB | | | | ST | | | | MISC | | | | |
|------------|----------|----|----|---------|---|---|-----|-----|-----|-----|---------------|----|-----|----|----|---------|----|----|----|-----|----|---|---|------|----|----|---|---|
| DATE | TEAM | GP | GS | TK | S | A | TFL | YDS | SK | YDS | QBH | NO | YDS | LG | TD | PD | FF | FR | TD | YDS | TK | S | A | FF | FR | TD | S | A |
| 2017 | Steelers | 1 | 0 | 0 | 0 | 0 | 0 | 0.0 | 0.0 | 0 | 0 | 0 | 0 | 0 | 0 | 0 | 0 | 0 | 0 | 0 | 0 | 0 | 0 | 0 | 0 | 0 | 0 | 0 |
| 2020 | Steelers | 1 | 1 | 2 | 2 | 0 | 0 | 0 | 0.0 | 0.0 | 0 | 0 | 0 | 0 | 0 | 1 | 0 | 0 | 0 | 0 | 0 | 0 | 0 | 0 | 0 | 0 | 0 | 0 |
| 2021 | Steelers | 1 | 1 | 5 | 5 | 0 | 1 | 4 | 0.0 | 0.0 | 0 | 0 | 0 | 0 | 0 | 0 | 0 | 0 | 0 | 0 | 0 | 0 | 0 | 0 | 0 | 0 | 0 | 0 |
| NFL TOTALS | | 3 | 2 | 7 | 7 | 0 | 1 | 4 | 0.0 | 0.0 | 0 | 0 | 0 | 0 | 0 | 1 | 0 | 0 | 0 | 0 | 0 | 0 | 0 | 0 | 0 | 0 | 0 | 0 |

SINGLE-GAME HIGHS: DEFENSIVE

| | | | |
|-------------------|---|------------------------------|--|
| Total Tackles | 10 at Los Angeles Chargers, Nov 21, 2021 5 at Cleveland Browns, Sep 22, 2022 ...3 more at 5. | Tackles For Loss | 2 at Buffalo Bills, Sep 12, 2021 1 at Buffalo Bills, Oct 09, 2022 ...5 more at 1. |
| Solo Tackles | 7 at Los Angeles Chargers, Nov 21, 2021 5 at Cleveland Browns, Sep 22, 2022 ...3 more at 5. | Interceptions | 1 vs. New York Jets, Oct 02, 2022 1 at Cincinnati Bengals, Sep 11, 2022 ...5 more at 1. |
| Sacks | 1.0 vs. Cleveland Browns, Oct 18, 2020 1.0 vs. Cleveland Browns, Dec 01, 2019 | Interception Return Yards | 26 at Los Angeles Chargers, Oct 13, 2019 4 at Los Angeles Chargers, Nov 21, 2021 |
| Passes Defensed | 3 at Los Angeles Chargers, Oct 13, 2019 2 at Cincinnati Bengals, Sep 11, 2022 ...4 more at 2. | Special Teams Tackles | 1 at Dallas Cowboys, Nov 08, 2020 1 vs. Cincinnati Bengals, Dec 30, 2018 ...2 more at 1. |
| Forced Fumbles | 1 vs. Tennessee Titans, Dec 19, 2021 1 vs. Cincinnati Bengals, Nov 15, 2020 ...2 more at 1. | Special Teams Forced Fumbles | 1 vs. Kansas City Chiefs, Sep 16, 2018 |
| Fumble Recoveries | 1 at Buffalo Bills, Dec 13, 2020 | | |

SINGLE-GAME HIGHS - POSTSEASON: DEFENSIVE

| | | | |
|---------------|---|------------------|---------------------------------------|
| Total Tackles | 5 at Kansas City Chiefs, Jan 16, 2022 2 vs. Cleveland Browns, Jan 10, 2021 | Passes Defensed | 1 vs. Cleveland Browns, Jan 10, 2021 |
| Solo Tackles | 5 at Kansas City Chiefs, Jan 16, 2022 2 vs. Cleveland Browns, Jan 10, 2021 | Tackles For Loss | 1 at Kansas City Chiefs, Jan 16, 2022 |

2022 GAME-BY-GAME REGULAR-SEASON STATISTICS (STEELERS)

| DATE | OPPONENT | P/S | TACKLES | | | | | | | | INTERCEPTIONS | | | | | O. FUMB | | | ST | | | MISC | | W/L | SCORE | | |
|--------------|------------|-----|---------|----|---|-----|-----|-----|-----|-----|---------------|-----|----|----|----|---------|----|----|-----|----|---|------|----|-----|-------|-------|--------|
| | | | TK | S | A | SK | YDS | TFL | YDS | QBH | NO | YDS | LG | TD | PD | FF | FR | TD | YDS | TK | S | A | FF | | | FR | S |
| 09/11 | at Bengals | S | 3 | 2 | 1 | 0.0 | 0.0 | 0 | 0 | 0 | 1 | 0 | 0 | 0 | 2 | 0 | 0 | 0 | 0 | 0 | 0 | 0 | 0 | 0 | 0 | W | 23-20+ |
| 09/18 | Patriots | S | 3 | 3 | 0 | 0.0 | 0.0 | 0 | 0 | 0 | 0 | 0 | 0 | 1 | 0 | 0 | 0 | 0 | 0 | 0 | 0 | 0 | 0 | 0 | L | 14-17 | |
| 09/22 | at Browns | S | 5 | 5 | 0 | 0.0 | 0.0 | 0 | 0 | 0 | 0 | 0 | 0 | 1 | 0 | 0 | 0 | 0 | 0 | 0 | 0 | 0 | 0 | 0 | L | 17-29 | |
| 10/02 | Jets | S | 1 | 1 | 0 | 0.0 | 0.0 | 0 | 0 | 0 | 1 | 26 | 26 | 0 | 1 | 0 | 0 | 0 | 0 | 0 | 0 | 0 | 0 | 0 | L | 20-24 | |
| 10/09 | at Bills | S | 4 | 4 | 0 | 0.0 | 0.0 | 1 | 1 | 0 | 0 | 0 | 0 | 0 | 0 | 0 | 0 | 0 | 0 | 0 | 0 | 0 | 0 | 0 | L | 3-38 | |
| 2022 TOTALS | | 5-5 | 16 | 15 | 1 | 0.0 | 0.0 | 1 | 1 | 0 | 2 | 26 | 26 | 0 | 5 | 0 | 0 | 0 | 0 | 0 | 0 | 0 | 0 | 0 | 1-4 | | |
| + - Overtime | | | | | | | | | | | | | | | | | | | | | | | | | | | |

2021 GAME-BY-GAME REGULAR-SEASON STATISTICS (STEELERS)

| DATE | OPPONENT | P/S | TACKLES | | | | | | | INTERCEPTIONS | | | | | | | O. FUMB | | | ST | | | | | MISC | | W/L | SCORE | | | |
|--------------|-------------|-------|------------------|----|---|-----|-----|-----|-----|---------------|----|-----|----|----|----|----|---------|----|-----|----|---|---|----|----|------|-------|--------|-------|--|---|-------|
| | | | TK | S | A | SK | YDS | TFL | YDS | QBH | NO | YDS | LG | TD | PD | FF | FR | TD | YDS | TK | S | A | FF | FR | S | A | | | | | |
| 09/12 | at Bills | S | 5 | 5 | 0 | 0.0 | 0.0 | 2 | 9 | 0 | 0 | 0 | 0 | 0 | 2 | 0 | 0 | 0 | 0 | 0 | 0 | 0 | 0 | 0 | 0 | W | 23-16 | | | | |
| 09/19 | Raiders | S | 3 | 2 | 1 | 0.0 | 0.0 | 0 | 0 | 0 | 0 | 0 | 0 | 0 | 0 | 0 | 0 | 0 | 0 | 0 | 0 | 0 | 0 | 0 | 0 | L | 17-26 | | | | |
| 09/26 | Bengals | S | 2 | 2 | 0 | 0.0 | 0.0 | 0 | 0 | 0 | 0 | 0 | 0 | 0 | 0 | 0 | 0 | 0 | 0 | 0 | 0 | 0 | 0 | 0 | 0 | L | 10-24 | | | | |
| 10/03 | at Packers | S | 1 | 1 | 0 | 0.0 | 0.0 | 0 | 0 | 0 | 0 | 0 | 0 | 0 | 1 | 0 | 0 | 0 | 0 | 0 | 0 | 0 | 0 | 0 | 0 | L | 17-27 | | | | |
| 10/10 | Broncos | | ON INACTIVE LIST | | | | | | | | | | | | | | | | | | | | | | | | | | | W | 27-19 |
| 10/17 | Seahawks | S | 3 | 2 | 1 | 0.0 | 0.0 | 0 | 0 | 0 | 0 | 0 | 0 | 0 | 0 | 0 | 0 | 0 | 0 | 0 | 0 | 0 | 0 | 0 | 0 | W | 23-20+ | | | | |
| 10/31 | at Browns | S | 3 | 3 | 0 | 0.0 | 0.0 | 1 | 2 | 0 | 0 | 0 | 0 | 0 | 0 | 0 | 0 | 0 | 0 | 0 | 0 | 0 | 0 | 0 | 0 | W | 15-10 | | | | |
| 11/08 | Bears | S | 3 | 3 | 0 | 0.0 | 0.0 | 0 | 0 | 0 | 0 | 0 | 0 | 0 | 0 | 0 | 0 | 0 | 0 | 0 | 0 | 0 | 0 | 0 | 0 | W | 29-27 | | | | |
| 11/14 | Lions | S | 0 | 0 | 0 | 0.0 | 0.0 | 0 | 0 | 0 | 0 | 0 | 0 | 0 | 0 | 0 | 0 | 0 | 0 | 0 | 0 | 0 | 0 | 0 | 0 | T | 16-16 | | | | |
| 11/21 | at Chargers | S | 10 | 7 | 3 | 0.0 | 0.0 | 1 | 2 | 0 | 1 | 4 | 4 | 0 | 1 | 0 | 0 | 0 | 0 | 0 | 0 | 0 | 0 | 0 | 0 | 0 | L | 37-41 | | | |
| 11/28 | at Bengals | S | 4 | 3 | 1 | 0.0 | 0.0 | 0 | 0 | 0 | 0 | 0 | 0 | 0 | 0 | 0 | 0 | 0 | 0 | 0 | 0 | 0 | 0 | 0 | 0 | L | 10-41 | | | | |
| 12/05 | Ravens | S | 4 | 4 | 0 | 0.0 | 0.0 | 0 | 0 | 0 | 0 | 0 | 0 | 0 | 0 | 0 | 0 | 0 | 0 | 0 | 0 | 0 | 0 | 0 | 0 | W | 20-19 | | | | |
| 12/09 | at Vikings | S | 4 | 4 | 0 | 0.0 | 0.0 | 0 | 0 | 0 | 0 | 0 | 0 | 0 | 1 | 0 | 0 | 0 | 0 | 0 | 0 | 0 | 0 | 0 | 0 | L | 28-36 | | | | |
| 12/19 | Titans | S | 3 | 2 | 1 | 0.0 | 0.0 | 0 | 0 | 0 | 0 | 0 | 0 | 0 | 0 | 1 | 0 | 0 | 0 | 0 | 0 | 0 | 0 | 0 | 0 | W | 19-13 | | | | |
| 12/26 | at Chiefs | S | 0 | 0 | 0 | 0.0 | 0.0 | 0 | 0 | 0 | 0 | 0 | 0 | 0 | 0 | 0 | 0 | 0 | 0 | 0 | 0 | 0 | 0 | 0 | 0 | L | 10-36 | | | | |
| 01/03 | Browns | S | 2 | 1 | 1 | 0.0 | 0.0 | 0 | 0 | 0 | 0 | 0 | 0 | 0 | 0 | 0 | 0 | 0 | 0 | 0 | 0 | 0 | 0 | 0 | 0 | W | 26-14 | | | | |
| 01/09 | at Ravens | S | 5 | 5 | 0 | 0.0 | 0.0 | 0 | 0 | 0 | 1 | 0 | 0 | 0 | 1 | 0 | 0 | 0 | 0 | 0 | 0 | 0 | 0 | 0 | 0 | W | 16-13+ | | | | |
| 2021 TOTALS | | 16-16 | 52 | 44 | 8 | 0.0 | 0.0 | 4 | 13 | 0 | 2 | 4 | 4 | 0 | 6 | 1 | 0 | 0 | 0 | 0 | 0 | 0 | 0 | 0 | 0 | 9-7-1 | | | | | |
| + - Overtime | | | | | | | | | | | | | | | | | | | | | | | | | | | | | | | |

2020 GAME-BY-GAME REGULAR-SEASON STATISTICS (STEELERS)

| DATE | OPPONENT | P/S | TACKLES | | | | | | | INTERCEPTIONS | | | | O. FUMB | | | ST | | | MISC | | W/L | SCORE | | | |
|-------------|---------------|-----|---------|----|----|-----|-----|-----|-----|---------------|----|-----|----|---------|----|----|----|----|-----|------|---|-----|-------|---|----|-------|
| | | | TK | S | A | SK | YDS | TFL | YDS | QBH | NO | YDS | LG | TD | PD | FF | FR | TD | YDS | TK | S | | | A | FF | FR |
| 09/14 | at Giants | P | 1 | 0 | 1 | 0.0 | 0.0 | 0 | 0 | 0 | 0 | 0 | 0 | 0 | 0 | 0 | 0 | 0 | 0 | 0 | 0 | 0 | 0 | 0 | W | 26-16 |
| 09/20 | Broncos | P | 1 | 0 | 1 | 0.0 | 0.0 | 0 | 0 | 0 | 0 | 0 | 0 | 0 | 0 | 0 | 0 | 0 | 0 | 0 | 0 | 0 | 0 | 0 | W | 26-21 |
| 09/27 | Texans | P | 0 | 0 | 0 | 0.0 | 0.0 | 0 | 0 | 0 | 0 | 0 | 0 | 0 | 0 | 0 | 0 | 0 | 0 | 0 | 0 | 0 | 0 | 0 | W | 28-21 |
| 10/11 | Eagles | P | 0 | 0 | 0 | 0.0 | 0.0 | 0 | 0 | 0 | 0 | 0 | 0 | 0 | 0 | 0 | 0 | 0 | 0 | 0 | 0 | 0 | 0 | 0 | W | 38-29 |
| 10/18 | Browns | P | 2 | 2 | 0 | 1.0 | 0.0 | 0 | 0 | 0 | 1 | 0 | 0 | 0 | 1 | 0 | 0 | 0 | 0 | 0 | 0 | 0 | 0 | 0 | W | 38-7 |
| 10/25 | at Titans | P | 4 | 4 | 0 | 0.0 | 0.0 | 0 | 0 | 0 | 0 | 0 | 0 | 2 | 0 | 0 | 0 | 0 | 0 | 0 | 0 | 0 | 0 | 0 | W | 27-24 |
| 11/01 | at Ravens | P | 2 | 2 | 0 | 0.0 | 0.0 | 0 | 0 | 0 | 0 | 0 | 0 | 0 | 1 | 0 | 0 | 0 | 0 | 0 | 0 | 0 | 0 | 0 | W | 28-24 |
| 11/08 | at Cowboys | S | 3 | 3 | 0 | 0.0 | 0.0 | 0 | 0 | 0 | 0 | 0 | 0 | 0 | 1 | 0 | 0 | 0 | 1 | 1 | 0 | 0 | 0 | 0 | W | 24-19 |
| 11/15 | Bengals | S | 4 | 4 | 0 | 0.0 | 0.0 | 1 | 4 | 0 | 0 | 0 | 0 | 0 | 1 | 0 | 0 | 0 | 0 | 0 | 0 | 0 | 0 | 0 | W | 36-10 |
| 11/22 | at Jaguars | P | 3 | 2 | 1 | 0.0 | 0.0 | 0 | 0 | 0 | 0 | 0 | 0 | 1 | 0 | 0 | 0 | 0 | 0 | 0 | 0 | 0 | 0 | 0 | W | 27-3 |
| 12/02 | Ravens | P | 1 | 1 | 0 | 0.0 | 0.0 | 0 | 0 | 0 | 0 | 0 | 0 | 0 | 0 | 0 | 0 | 0 | 0 | 0 | 0 | 0 | 0 | 0 | W | 19-14 |
| 12/07 | Football Team | S | 3 | 3 | 0 | 0.0 | 0.0 | 0 | 0 | 0 | 0 | 0 | 0 | 0 | 1 | 0 | 0 | 0 | 0 | 0 | 0 | 0 | 0 | 0 | L | 17-23 |
| 12/13 | at Bills | S | 2 | 2 | 0 | 0.0 | 0.0 | 0 | 0 | 0 | 0 | 0 | 0 | 2 | 0 | 1 | 0 | 0 | 0 | 0 | 0 | 0 | 0 | 0 | L | 15-26 |
| 12/21 | at Bengals | P | 0 | 0 | 0 | 0.0 | 0.0 | 0 | 0 | 0 | 0 | 0 | 0 | 1 | 0 | 0 | 0 | 0 | 0 | 0 | 0 | 0 | 0 | 0 | L | 17-27 |
| 12/27 | Colts | S | 1 | 1 | 0 | 0.0 | 0.0 | 0 | 0 | 0 | 0 | 0 | 0 | 0 | 0 | 0 | 0 | 0 | 0 | 0 | 0 | 0 | 0 | 0 | W | 28-24 |
| 01/03 | at Browns | S | 2 | 2 | 0 | 0.0 | 0.0 | 0 | 0 | 0 | 0 | 0 | 0 | 0 | 0 | 0 | 0 | 0 | 0 | 0 | 0 | 0 | 0 | 0 | L | 22-24 |
| 2020 TOTALS | | | 16-6 | 29 | 26 | 3 | 1.0 | 0.0 | 1 | 4 | 0 | 1 | 0 | 0 | 8 | 3 | 1 | 0 | 0 | 1 | 1 | 0 | 0 | 0 | 0 | 12-4 |

2019 GAME-BY-GAME REGULAR-SEASON STATISTICS (STEELERS)


| DATE | OPPONENT | P/S | TACKLES | | | | | | | INTERCEPTIONS | | | | O. FUMB | | | ST | | | MISC | | W/L | SCORE | | | | | | |
|--------------|--------------|-----|---------|----|----|-----|-----|-----|-----|---------------|----|-----|----|---------|----|----|----|----|-----|------|---|-----|-------|---|----|--------|---|---|--|
| | | | TK | S | A | SK | YDS | TFL | YDS | QBH | NO | YDS | LG | TD | PD | FF | FR | TD | YDS | TK | S | | | A | FF | FR | S | A | |
| 09/08 | at Patriots | P | 1 | 1 | 0 | 0.0 | 0.0 | 0 | 0 | 0 | 0 | 0 | 0 | 0 | 0 | 0 | 0 | 0 | 0 | 0 | 0 | 0 | 0 | 0 | L | 3-33 | | | |
| 09/15 | Seahawks | P | 3 | 3 | 0 | 0.0 | 0.0 | 1 | 1 | 0 | 0 | 0 | 0 | 0 | 0 | 0 | 0 | 0 | 0 | 0 | 0 | 0 | 0 | 0 | L | 26-28 | | | |
| 09/22 | at 49ers | P | 0 | 0 | 0 | 0.0 | 0.0 | 0 | 0 | 0 | 0 | 0 | 0 | 0 | 0 | 0 | 0 | 0 | 0 | 0 | 0 | 0 | 0 | 0 | L | 20-24 | | | |
| 09/30 | Bengals | P | 2 | 1 | 1 | 0.0 | 0.0 | 0 | 0 | 0 | 0 | 0 | 0 | 1 | 0 | 0 | 0 | 0 | 0 | 0 | 0 | 0 | 0 | 0 | W | 27-3 | | | |
| 10/06 | Ravens | P | 0 | 0 | 0 | 0.0 | 0.0 | 0 | 0 | 0 | 0 | 0 | 0 | 1 | 1 | 0 | 0 | 0 | 0 | 0 | 0 | 0 | 0 | 0 | L | 23-26+ | | | |
| 10/13 | at Chargers | P | 1 | 1 | 0 | 0.0 | 0.0 | 0 | 0 | 0 | 1 | 26 | 26 | 0 | 3 | 0 | 0 | 0 | 0 | 0 | 0 | 0 | 0 | 0 | W | 24-17 | | | |
| 10/28 | Dolphins | P | 0 | 0 | 0 | 0.0 | 0.0 | 0 | 0 | 0 | 0 | 0 | 0 | 0 | 0 | 0 | 0 | 0 | 0 | 0 | 0 | 0 | 0 | 0 | W | 27-14 | | | |
| 11/03 | Colts | P | 1 | 1 | 0 | 0.0 | 0.0 | 0 | 0 | 0 | 0 | 0 | 0 | 0 | 0 | 0 | 0 | 0 | 0 | 0 | 0 | 0 | 0 | 0 | W | 26-24 | | | |
| 11/10 | Rams | P | 2 | 1 | 1 | 0.0 | 0.0 | 0 | 0 | 0 | 0 | 0 | 0 | 0 | 0 | 0 | 0 | 0 | 0 | 0 | 0 | 0 | 0 | 0 | W | 17-12 | | | |
| 11/14 | at Browns | P | 1 | 1 | 0 | 0.0 | 0.0 | 0 | 0 | 0 | 0 | 0 | 0 | 0 | 0 | 0 | 0 | 0 | 0 | 0 | 0 | 0 | 0 | 0 | L | 7-21 | | | |
| 11/24 | at Bengals | P | 1 | 0 | 1 | 0.0 | 0.0 | 0 | 0 | 0 | 0 | 0 | 0 | 0 | 0 | 0 | 0 | 0 | 0 | 0 | 0 | 0 | 0 | 0 | W | 16-10 | | | |
| 12/01 | Browns | P | 1 | 1 | 0 | 1.0 | 1.0 | 1 | 1 | 1 | 0 | 0 | 0 | 0 | 0 | 0 | 0 | 0 | 0 | 0 | 0 | 0 | 0 | 0 | W | 20-13 | | | |
| 12/08 | at Cardinals | P | 1 | 1 | 0 | 0.0 | 0.0 | 0 | 0 | 0 | 0 | 0 | 0 | 0 | 0 | 0 | 0 | 0 | 0 | 0 | 0 | 0 | 0 | 0 | W | 23-17 | | | |
| 12/15 | Bills | P | 1 | 1 | 0 | 0.0 | 0.0 | 0 | 0 | 0 | 0 | 0 | 0 | 0 | 0 | 0 | 0 | 0 | 0 | 0 | 0 | 0 | 0 | 0 | L | 10-17 | | | |
| 12/22 | at Jets | P | 0 | 0 | 0 | 0.0 | 0.0 | 0 | 0 | 0 | 0 | 0 | 0 | 0 | 0 | 0 | 0 | 0 | 0 | 0 | 0 | 0 | 0 | 0 | L | 10-16 | | | |
| 12/29 | at Ravens | P | 1 | 1 | 0 | 0.0 | 0.0 | 0 | 0 | 0 | 0 | 0 | 0 | 0 | 0 | 0 | 0 | 0 | 0 | 0 | 0 | 0 | 0 | 0 | L | 10-28 | | | |
| 2019 TOTALS | | | 16-0 | 16 | 13 | 3 | 1.0 | 1.0 | 2 | 2 | 1 | 26 | 26 | 0 | 5 | 0 | 0 | 0 | 0 | 0 | 0 | 0 | 0 | 0 | 0 | 8-8 | | | |
| + - Overtime | | | | | | | | | | | | | | | | | | | | | | | | | | | | | |

2018 GAME-BY-GAME REGULAR-SEASON STATISTICS (STEELERS)

| DATE | OPPONENT | P/S | TACKLES | | | | | | | INTERCEPTIONS | | | | | O. FUMB | | | ST | | | | | MISC | | W/L | SCORE |
|------|----------|-----|---------|--|--|--|--|--|--|---------------|--|--|--|--|---------|--|--|----|--|--|--|--|------|--|-----|-------|
|------|----------|-----|---------|--|--|--|--|--|--|---------------|--|--|--|--|---------|--|--|----|--|--|--|--|------|--|-----|-------|

2017 GAME-BY-GAME REGULAR-SEASON STATISTICS (STEELERS)

| DATE | OPPONENT | P/S | TACKLES | | | | | | | INTERCEPTIONS | | | | | O. FUMB | | | ST | | | MISC | | W/L | SCORE | | | | |
|-------------|------------|-----|---------|---|---|-----|-----|-----|-----|---------------------------|----|-----|----|----|---------|----|----|----|-----|----|------|---|-----|-------|----|----|-----|-------|
| | | | TK | S | A | SK | YDS | TFL | YDS | QBH | NO | YDS | LG | TD | PD | FF | FR | TD | YDS | TK | S | A | | | FF | FR | S | A |
| 11/26 | Packers | | | | | | | | | DID NOT PLAY (NON-INJURY) | | | | | | | | | | | | | | | | | W | 31-28 |
| 12/04 | at Bengals | P | 0 | 0 | 0 | 0.0 | 0.0 | 0 | 0 | 0 | 0 | 0 | 0 | 0 | 0 | 0 | 0 | 0 | 0 | 0 | 0 | 0 | 0 | 0 | 0 | 0 | W | 23-20 |
| 12/10 | Ravens | P | 2 | 2 | 0 | 0.0 | 0.0 | 0 | 0 | 0 | 0 | 0 | 0 | 0 | 0 | 0 | 0 | 0 | 0 | 0 | 0 | 0 | 0 | 0 | 0 | 0 | W | 39-38 |
| 12/17 | Patriots | S | 3 | 2 | 1 | 0.0 | 0.0 | 0 | 0 | 0 | 0 | 0 | 0 | 0 | 0 | 0 | 0 | 0 | 0 | 0 | 0 | 0 | 0 | 0 | 0 | 0 | L | 24-27 |
| 12/25 | at Texans | P | 0 | 0 | 0 | 0.0 | 0.0 | 0 | 0 | 0 | 0 | 0 | 0 | 0 | 0 | 0 | 0 | 0 | 0 | 0 | 0 | 0 | 0 | 0 | 0 | 0 | W | 34-6 |
| 12/31 | Browns | P | 0 | 0 | 0 | 0.0 | 0.0 | 0 | 0 | 0 | 0 | 0 | 0 | 0 | 0 | 0 | 0 | 0 | 0 | 0 | 0 | 0 | 0 | 0 | 0 | 0 | W | 28-24 |
| 2017 TOTALS | | 5-1 | 5 | 4 | 1 | 0.0 | 0.0 | 0 | 0 | 0 | 0 | 0 | 0 | 0 | 1 | 0 | 0 | 0 | 0 | 0 | 0 | 0 | 0 | 0 | 0 | 0 | 5-1 | |



10

10

MITCH TRUBISKY

QUARTERBACK

HEIGHT: 6-2

WEIGHT: 220

COLLEGE: North Carolina

BORN: August 20, 1994

BIRTHPLACE: Mentor, OH

HOW ACQUIRED: UFA '22

COMMUNITY

- ✦ Pledged \$10,000 to Allen Robinson's Within Reach Foundation
- ✦ Serves on the Pittsburgh Steelers Social Justice Committee

REGULAR SEASON COMPARISON: PASSING - TAMPA BAY BUCCANEERS

| DATE | OPP | W/L | GP/GS | C | ATT | YDS. | AVG. | TD | LG | INT | SK | SKYD | RTG |
|---------|------------|-----|-------|----|-----|------|------|----|----|-----|----|------|-------|
| 9/30/18 | CHI vs. TB | W | S | 19 | 26 | 354 | 13.6 | 6 | 47 | 0 | 1 | 10 | 154.6 |
| TOTALS | | 1/0 | 1/1 | 19 | 26 | 354 | 13.6 | 6 | 47 | 0 | 1 | 10 | -- |

| MITCH TRUBISKY'S NFL REGULAR SEASON PASSING STATISTICS | | | | | | | | | | | | | |
|--|----------|----|----|-------|-------|------|--------|------|----|------|-----|-----|------|
| DATE | TEAM | GP | GS | ATT. | CMP. | PCT. | YDS | AVG. | TD | INT. | LG | SK | RATE |
| 2017 | Bears | 12 | 12 | 330 | 196 | 59.4 | 2,193 | 6.6 | 7 | 7 | 70 | 31 | 196 |
| 2018 | Bears | 14 | 14 | 434 | 289 | 66.6 | 3,223 | 7.4 | 24 | 12 | 70t | 24 | 143 |
| 2019 | Bears | 15 | 15 | 516 | 326 | 63.2 | 3,138 | 6.1 | 17 | 10 | 53 | 38 | 234 |
| 2020 | Bears | 10 | 9 | 297 | 199 | 67.0 | 2,055 | 6.9 | 16 | 8 | 53 | 18 | 125 |
| 2021 | Bills | 6 | 0 | 8 | 6 | 75.0 | 43 | 5.4 | 0 | 1 | 15 | 0 | 47.4 |
| 2022 | Steelers | 4 | 4 | 116 | 69 | 59.5 | 653 | 5.6 | 2 | 2 | 36 | 8 | 47 |
| TOTALS | | 61 | 54 | 1,701 | 1,085 | 63.8 | 11,305 | 6.6 | 66 | 40 | 70T | 119 | 745 |

| MITCH TRUBISKY'S NFL POSTSEASON PASSING STATISTICS | | | | | | | | | | | | | |
|--|-------|----|----|------|------|------|-----|------|----|------|----|----|------|
| DATE | TEAM | GP | GS | ATT. | CMP. | PCT. | YDS | AVG. | TD | INT. | LG | SK | RATE |
| 2018 | Bears | 1 | 1 | 43 | 26 | 60.5 | 303 | 7.0 | 1 | 0 | 45 | 2 | 12 |
| 2020 | Bears | 1 | 1 | 29 | 19 | 65.5 | 199 | 6.9 | 1 | 0 | 28 | 1 | 8 |
| 2021 | Bills | 1 | 0 | 0 | 0 | 0.0 | 0 | 0.0 | 0 | 0 | 0 | 0 | 0.0 |
| TOTALS | | 3 | 2 | 72 | 45 | 62.5 | 502 | 7.0 | 2 | 0 | 45 | 3 | 20 |

| MITCH TRUBISKY'S NFL REGULAR SEASON RUSHING STATISTICS | | | | | | |
|--|----------|-----|-------|------|-----|----|
| DATE | TEAM | NO. | YDS. | AVG. | LG | TD |
| 2017 | Bears | 41 | 248 | 6.0 | 46 | 2 |
| 2018 | Bears | 68 | 421 | 6.2 | 39 | 3 |
| 2019 | Bears | 48 | 193 | 4.0 | 23t | 2 |
| 2020 | Bears | 33 | 195 | 5.9 | 45 | 1 |
| 2021 | Bills | 13 | 24 | 1.8 | 22 | 1 |
| 2022 | Steelers | 7 | 24 | 3.4 | 7 | 1 |
| TOTALS | | 210 | 1,105 | 5.3 | 46 | 10 |

| MITCH TRUBISKY'S NFL POSTSEASON RUSHING STATISTICS | | | | | | |
|--|-------|-----|------|------|----|----|
| DATE | TEAM | NO. | YDS. | AVG. | LG | TD |
| 2018 | Bears | 3 | 9 | 3.0 | 6 | 0 |
| 2020 | Bears | 3 | 10 | 3.3 | 7 | 0 |
| 2021 | Bills | 3 | -2 | -0.7 | 0 | 0 |
| TOTALS | | 9 | 17 | 1.9 | 7 | 0 |

| MITCH TRUBISKY'S NFL REGULAR SEASON PASSING/RUSHING STATISTICS | | | | | | | | | | | | | | | | | | | |
|--|----------|----|----|---------|-------|------|--------|------|----|------|-----|-----|-----|---------|-----|-------|------|-----|----|
| DATE | TEAM | GP | GS | PASSING | | | | | | | | | | RUSHING | | | | | |
| | | | | ATT. | CMP. | PCT. | YDS | AVG. | TD | INT. | LG | SK | LST | RATE | NO. | YDS. | AVG. | LG | TD |
| 2017 | Bears | 12 | 12 | 330 | 196 | 59.4 | 2,193 | 6.6 | 7 | 7 | 70 | 31 | 196 | 77.5 | 41 | 248 | 6.0 | 46 | 2 |
| 2018 | Bears | 14 | 14 | 434 | 289 | 66.6 | 3,223 | 7.4 | 24 | 12 | 70t | 24 | 143 | 95.4 | 68 | 421 | 6.2 | 39 | 3 |
| 2019 | Bears | 15 | 15 | 516 | 326 | 63.2 | 3,138 | 6.1 | 17 | 10 | 53 | 38 | 234 | 83.0 | 48 | 193 | 4.0 | 23t | 2 |
| 2020 | Bears | 10 | 9 | 297 | 199 | 67.0 | 2,055 | 6.9 | 16 | 8 | 53 | 18 | 125 | 93.5 | 33 | 195 | 5.9 | 45 | 1 |
| 2021 | Bills | 6 | 0 | 8 | 6 | 75.0 | 43 | 5.4 | 0 | 1 | 15 | 0 | 0 | 47.4 | 13 | 24 | 1.8 | 22 | 1 |
| 2022 | Steelers | 4 | 4 | 116 | 69 | 59.5 | 653 | 5.6 | 2 | 2 | 36 | 8 | 47 | 73.7 | 7 | 24 | 3.4 | 7 | 1 |
| TOTALS | | 61 | 54 | 1,701 | 1,085 | 63.8 | 11,305 | 6.6 | 66 | 40 | 70T | 119 | 745 | 86.1 | 210 | 1,105 | 5.3 | 46 | 10 |

MITCH TRUBISKY'S NFL POSTSEASON PASSING/RUSHING STATISTICS

| | | PASSING | | | | | | | | | | | | | RUSHING | | | | |
|--------|-------|---------|----|------|------|------|-----|------|----|------|----|----|-----|------|---------|------|------|----|----|
| DATE | TEAM | GP | GS | ATT. | CMP. | PCT. | YDS | AVG. | TD | INT. | LG | SK | LST | RATE | NO. | YDS. | AVG. | LG | TD |
| 2018 | Bears | 1 | 1 | 43 | 26 | 60.5 | 303 | 7.0 | 1 | 0 | 45 | 2 | 12 | 89.6 | 3 | 9 | 3.0 | 6 | 0 |
| 2020 | Bears | 1 | 1 | 29 | 19 | 65.5 | 199 | 6.9 | 1 | 0 | 28 | 1 | 8 | 96.8 | 3 | 10 | 3.3 | 7 | 0 |
| 2021 | Bills | 1 | 0 | 0 | 0 | 0.0 | 0 | 0.0 | 0 | 0 | 0 | 0 | 0 | 0.0 | 3 | -2 | -0.7 | 0 | 0 |
| TOTALS | | 3 | 2 | 72 | 45 | 62.5 | 502 | 7.0 | 2 | 0 | 45 | 3 | 20 | 92.5 | 9 | 17 | 1.9 | 7 | 0 |

SINGLE-GAME HIGHS: QUARTERBACK

| | | | |
|-----------------------|---|-----------------|--|
| Pass Attempts | 54 vs. New Orleans Saints, Oct 20, 2019 53 at Green Bay Packers, Dec 15, 2019 | Passer Rating | 154.6 vs. Tampa Bay Buccaneers, Sep 30, 2018 148.6 vs. Detroit Lions, Nov 11, 2018 |
| Pass Completions | 34 vs. New Orleans Saints, Oct 20, 2019 33 vs. Green Bay Packers, Jan 03, 2021 | Rush Attempts | 10 vs. Dallas Cowboys, Dec 05, 2019 10 vs. Minnesota Vikings, Nov 18, 2018 |
| Yards Passing | 355 vs. Detroit Lions, Nov 11, 2018 354 vs. Tampa Bay Buccaneers, Sep 30, 2018 | Rushing Yards | 81 vs. New England Patriots, Oct 21, 2018 63 vs. Dallas Cowboys, Dec 05, 2019 |
| TD Passes | 6 vs. Tampa Bay Buccaneers, Sep 30, 2018 3 vs. Houston Texans, Dec 13, 2020 ...8 more at 3. | Rushing Average | 6.3 vs. Dallas Cowboys, Sep 05, 2019 6.3 vs. Cleveland Browns, Dec 24, 2017 |
| Long Passes | 70t vs. New York Jets, Oct 28, 2018 70 vs. Carolina Panthers, Oct 22, 2017 | Longest Runs | 46 at New Orleans Saints, Oct 29, 2017 45 at Atlanta Falcons, Sep 27, 2020 |
| Completion Percentage | 86.2 at San Francisco 49ers, Dec 23, 2018 80.6 at Washington Redskins, Sep 23, 2019 | Rushing TDs | 1 vs. Houston Texans, Oct 03, 2021 1 at Jacksonville Jaguars, Dec 27, 2020 ...7 more at 1. |

SINGLE-GAME HIGHS - POSTSEASON: QUARTERBACK

| | | | |
|------------------|--|-----------------------|---|
| Pass Attempts | 43 vs. Philadelphia Eagles, Jan 06, 2019 29 at New Orleans Saints, Jan 10, 2021 | Completion Percentage | 65.5 at New Orleans Saints, Jan 10, 2021 60.5 vs. Philadelphia Eagles, Jan 06, 2019 |
| Pass Completions | 26 vs. Philadelphia Eagles, Jan 06, 2019 19 at New Orleans Saints, Jan 10, 2021 | Passer Rating | 96.8 at New Orleans Saints, Jan 10, 2021 89.6 vs. Philadelphia Eagles, Jan 06, 2019 |
| Yards Passing | 303 vs. Philadelphia Eagles, Jan 06, 2019 199 at New Orleans Saints, Jan 10, 2021 | Rush Attempts | 3 vs. New England Patriots, Jan 15, 2022 3 at New Orleans Saints, Jan 10, 2021 3 vs. Philadelphia Eagles, Jan 06, 2019 |
| TD Passes | 1 at New Orleans Saints, Jan 10, 2021 1 vs. Philadelphia Eagles, Jan 06, 2019 | Rushing Yards | 10 at New Orleans Saints, Jan 10, 2021 9 vs. Philadelphia Eagles, Jan 06, 2019 |
| Long Passes | 45 vs. Philadelphia Eagles, Jan 06, 2019 34 vs. Philadelphia Eagles, Jan 06, 2019 31 vs. Philadelphia Eagles, Jan 06, 2019 28 at New Orleans Saints, Jan 10, 2021 27 vs. Philadelphia Eagles, Jan 06, 2019 | Longest Runs | 7 at New Orleans Saints, Jan 10, 2021 6 vs. Philadelphia Eagles, Jan 06, 2019 4 vs. Philadelphia Eagles, Jan 06, 2019 2 at New Orleans Saints, Jan 10, 2021 1 at New Orleans Saints, Jan 10, 2021 |

300-YARD PASSING GAMES (7): REGULAR SEASON

| DATE | TEAM | NO. | YDS. | AVG. | LG | TD |
|----------|-------------|-----|------|------|----|----|
| 12/16/17 | at Lions | 31 | 314 | 10.1 | 22 | 1 |
| 09/30/18 | BUCCANEERS | 19 | 354 | 18.6 | 47 | 6 |
| 10/14/18 | at Dolphins | 22 | 316 | 14.4 | 54 | 3 |
| 10/21/18 | PATRIOTS | 26 | 333 | 12.8 | 54 | 2 |
| 11/11/18 | LIONS | 23 | 355 | 15.4 | 55 | 3 |
| 11/28/19 | at Lions | 29 | 338 | 11.7 | 35 | 3 |
| 12/15/19 | at Packers | 29 | 334 | 11.5 | 34 | 1 |

300-YARD PASSING GAMES (1): POSTSEASON

| DATE | TEAM | NO. | YDS. | AVG. | LG | TD |
|----------|--------|-----|------|------|----|----|
| 01/06/19 | EAGLES | 26 | 303 | 11.7 | 45 | 1 |

2022 GAME-BY-GAME REGULAR-SEASON STATISTICS (STEELERS)

| DATE | OPPONENT | P/S | PASSING | | | | | | | | | | | RUSHING | | | | | W/L | SCORE |
|--------------|------------|-----|---------|-----|-----|------|-----|------|---------------------------|-----|----|-------|------|---------|-----|----|----|-----|--------|-------|
| | | | ATT | CMP | YDS | PCT | Y/A | Y/C | TD | INT | LG | SK/YD | RATE | ATT | YDS | LG | TD | | | |
| 09/11 | at Bengals | S | 38 | 21 | 194 | 55.3 | 5.1 | 9.2 | 1 | 0 | 32 | 1/2 | 78.2 | 3 | 9 | 6 | 0 | W | 23-20+ | |
| 09/18 | Patriots | S | 33 | 21 | 168 | 63.6 | 5.1 | 8.0 | 1 | 1 | 23 | 3/16 | 73.8 | 1 | 7 | 7 | 0 | L | 14-17 | |
| 09/22 | at Browns | S | 32 | 20 | 207 | 62.5 | 6.5 | 10.4 | 0 | 0 | 36 | 1/3 | 81.1 | 2 | 7 | 6 | 1 | L | 17-29 | |
| 10/02 | Jets | S | 13 | 7 | 84 | 53.8 | 6.5 | 12.0 | 0 | 1 | 26 | 3/26 | 41.8 | 1 | 1 | 1 | 0 | L | 20-24 | |
| 10/09 | at Bills | | | | | | | | DID NOT PLAY (NON-INJURY) | | | | | | | | | L | 3-38 | |
| 2022 TOTALS | | 4-4 | 116 | 69 | 653 | 59.5 | 5.6 | 9.5 | 2 | 2 | 36 | 8/47 | 73.7 | 7 | 24 | 7 | 1 | 1-4 | | |
| + - Overtime | | | | | | | | | | | | | | | | | | | | |

2021 GAME-BY-GAME REGULAR-SEASON STATISTICS (BILLS)

| DATE | OPPONENT | P/S | PASSING | | | | | | | | | | | RUSHING | | | | | W/L | SCORE |
|-------------|---------------|-----|---------|-----|-----|-------|------|------|---------------------------|-----|-----|-------|-------|---------|-----|----|----|------|--------|-------|
| | | | ATT | CMP | YDS | PCT | Y/A | Y/C | TD | INT | LG | SK/YD | RATE | ATT | YDS | LG | TD | | | |
| 09/12 | Steelers | | | | | | | | DID NOT PLAY (NON-INJURY) | | | | | | | | | L | 16-23 | |
| 09/19 | at Dolphins | P | 0 | 0 | 0 | 0.0 | 0.0 | 0 | 0 | 0 | 0/0 | 0.0 | 2 | -2 | -1 | 0 | W | 35-0 | | |
| 09/26 | Football Team | P | 1 | 1 | 1 | 100.0 | 1.0 | 1.0 | 0 | 0 | 1 | 0/0 | 79.2 | 4 | 19 | 22 | 0 | W | 43-21 | |
| 10/03 | Texans | P | 1 | 1 | 8 | 100.0 | 8.0 | 8.0 | 0 | 0 | 8 | 0/0 | 100.0 | 4 | 10 | 8 | 1 | W | 40-0 | |
| 10/10 | at Chiefs | | | | | | | | DID NOT PLAY (NON-INJURY) | | | | | | | | | W | 38-20 | |
| 10/18 | at Titans | | | | | | | | DID NOT PLAY (NON-INJURY) | | | | | | | | | L | 31-34 | |
| 10/31 | Dolphins | | | | | | | | DID NOT PLAY (NON-INJURY) | | | | | | | | | W | 26-11 | |
| 11/07 | at Jaguars | | | | | | | | DID NOT PLAY | | | | | | | | | L | 6-9 | |
| 11/14 | at Jets | | | | | | | | DID NOT PLAY | | | | | | | | | W | 45-17 | |
| 11/21 | Colts | P | 5 | 3 | 19 | 60.0 | 3.8 | 6.3 | 0 | 1 | 8 | 0/0 | 28.3 | 0 | 0 | 0 | 0 | L | 15-41 | |
| 11/25 | at Saints | P | 0 | 0 | 0 | 0.0 | 0.0 | 0.0 | 0 | 0 | 0 | 0/0 | 0.0 | 0 | 0 | 0 | 0 | W | 31-6 | |
| 12/06 | Patriots | | | | | | | | DID NOT PLAY (NON-INJURY) | | | | | | | | | L | 10-14 | |
| 12/12 | at Buccaneers | | | | | | | | DID NOT PLAY (NON-INJURY) | | | | | | | | | L | 27-33+ | |
| 12/19 | Panthers | | | | | | | | DID NOT PLAY (NON-INJURY) | | | | | | | | | W | 31-14 | |
| 12/26 | at Patriots | | | | | | | | DID NOT PLAY (NON-INJURY) | | | | | | | | | W | 33-21 | |
| 01/02 | Falcons | | | | | | | | DID NOT PLAY (NON-INJURY) | | | | | | | | | W | 29-15 | |
| 01/09 | Jets | P | 1 | 1 | 15 | 100.0 | 15.0 | 15.0 | 0 | 0 | 15 | 0/0 | 118.8 | 3 | -3 | -1 | 0 | W | 27-10 | |
| 2021 TOTALS | | 6-0 | 8 | 6 | 43 | 75.0 | 5.4 | 7.2 | 0 | 1 | 15 | 0/0 | 47.4 | 13 | 24 | 22 | 1 | 11-6 | | |

+ Overtime

2020 GAME-BY-GAME REGULAR-SEASON STATISTICS (BEARS)

| DATE | OPPONENT | P/S | PASSING | | | | | | | | | | | RUSHING | | | | | W/L | SCORE |
|-------------|-------------|------|---------|-----|-------|------|-----|------|---------------------------|-----|-----|--------|-------|---------|-----|----|----|-----|--------|-------|
| | | | ATT | CMP | YDS | PCT | Y/A | Y/C | TD | INT | LG | SK/YD | RATE | ATT | YDS | LG | TD | | | |
| 09/13 | at Lions | S | 36 | 20 | 242 | 55.6 | 6.7 | 12.1 | 3 | 0 | 271 | 1/28 | 104.2 | 3 | 26 | 20 | 0 | W | 27-23 | |
| 09/20 | Giants | S | 28 | 18 | 190 | 64.3 | 6.8 | 10.6 | 2 | 2 | 281 | 4/21 | 78.0 | 4 | 16 | 12 | 0 | W | 17-13 | |
| 09/27 | at Falcons | S | 22 | 13 | 128 | 59.1 | 5.8 | 9.8 | 1 | 1 | 19 | 2/9 | 71.8 | 1 | 45 | 45 | 0 | W | 30-26 | |
| 10/04 | Colts | | | | | | | | DID NOT PLAY (NON-INJURY) | | | | | | | | | L | 11-19 | |
| 10/08 | Buccaneers | | | | | | | | DID NOT PLAY (NON-INJURY) | | | | | | | | | W | 20-19 | |
| 10/18 | at Panthers | | | | | | | | DID NOT PLAY (NON-INJURY) | | | | | | | | | W | 23-16 | |
| 10/26 | at Rams | | | | | | | | DID NOT PLAY (NON-INJURY) | | | | | | | | | L | 10-24 | |
| 11/01 | Saints | P | 0 | 0 | 0 | 0.0 | 0.0 | 0.0 | 0 | 0 | 0 | 0/0 | 0.0 | 1 | 3 | 3 | 0 | L | 23-26+ | |
| 11/08 | at Titans | | | | | | | | ON INACTIVE LIST | | | | | | | | | L | 17-24 | |
| 11/16 | Vikings | | | | | | | | ON INACTIVE LIST | | | | | | | | | L | 13-19 | |
| 11/29 | at Packers | S | 46 | 26 | 242 | 56.5 | 5.3 | 9.3 | 3 | 2 | 20 | 3/13 | 74.7 | 3 | 10 | 11 | 0 | L | 25-41 | |
| 12/06 | Lions | S | 34 | 26 | 267 | 76.5 | 7.9 | 10.3 | 1 | 0 | 21 | 2/18 | 108.3 | 3 | 6 | 3 | 0 | L | 30-34 | |
| 12/13 | Texans | S | 33 | 24 | 267 | 72.7 | 8.1 | 11.1 | 3 | 0 | 35 | 3/26 | 126.7 | 4 | 23 | 9 | 0 | W | 36-7 | |
| 12/20 | at Vikings | S | 21 | 15 | 202 | 71.4 | 9.6 | 13.5 | 1 | 1 | 35 | 1/4 | 97.7 | 8 | 34 | 8 | 0 | W | 33-27 | |
| 12/27 | at Jaguars | S | 35 | 24 | 265 | 68.6 | 7.6 | 11.0 | 2 | 1 | 30 | 1/2 | 97.9 | 2 | 10 | 6t | 1 | W | 41-17 | |
| 01/03 | Packers | S | 42 | 33 | 252 | 78.6 | 6.0 | 7.6 | 0 | 1 | 53 | 1/4 | 81.7 | 4 | 22 | 13 | 0 | L | 16-35 | |
| 2020 TOTALS | | 10-9 | 297 | 199 | 2,055 | 67.0 | 6.9 | 10.3 | 16 | 8 | 53 | 18/125 | 93.5 | 33 | 195 | 45 | 1 | 8-8 | | |

+ Overtime

2019 GAME-BY-GAME REGULAR-SEASON STATISTICS (BEARS)


| DATE | OPPONENT | P/S | PASSING | | | | | | | | | | | RUSHING | | | | | W/L | SCORE | |
|-------------|-------------|-------|---------|-----|-------|------|-----|------|----------|-----|-----|--------|-------|---------|-----|-----|----|-----|-------|-------|-------|
| | | | ATT | CMP | YDS | PCT | Y/A | Y/C | TD | INT | LG | SK/YD | RATE | ATT | YDS | LG | TD | | | | |
| 09/05 | Packers | S | 45 | 26 | 228 | 57.8 | 5.1 | 8.8 | 0 | 1 | 27 | 5/20 | 62.1 | 3 | 11 | 7 | 0 | L | 3-10 | | |
| 09/15 | at Broncos | S | 27 | 16 | 120 | 59.3 | 4.4 | 7.5 | 0 | 0 | 25 | 0/0 | 70.0 | 1 | 8 | 8 | 0 | W | 16-14 | | |
| 09/23 | at Redskins | S | 31 | 25 | 231 | 80.6 | 7.5 | 9.2 | 3 | 1 | 36t | 3/23 | 116.5 | 1 | 2 | 2 | 0 | W | 31-15 | | |
| 09/29 | Vikings | S | 3 | 2 | 9 | 66.7 | 3.0 | 4.5 | 0 | 0 | 6 | 0/0 | 70.1 | 0 | 0 | 0 | 0 | W | 16-6 | | |
| 10/06 | at Raiders | | | | | | | | INACTIVE | | | | | | | | | | | L | 21-24 |
| 10/20 | Saints | S | 54 | 34 | 251 | 63.0 | 4.6 | 7.4 | 2 | 0 | 28 | 2/16 | 86.3 | 0 | 0 | 0 | 0 | L | 25-36 | | |
| 10/27 | Chargers | S | 35 | 23 | 253 | 65.7 | 7.2 | 11.0 | 0 | 1 | 35 | 4/27 | 75.1 | 4 | 10 | 11 | 0 | L | 16-17 | | |
| 11/03 | at Eagles | S | 21 | 10 | 125 | 47.6 | 6.0 | 12.5 | 0 | 0 | 53 | 3/23 | 66.6 | 2 | 15 | 8 | 0 | L | 14-22 | | |
| 11/10 | Lions | S | 23 | 16 | 173 | 69.6 | 7.5 | 10.8 | 3 | 0 | 33 | 5/28 | 131.0 | 3 | 8 | 3 | 0 | W | 20-13 | | |
| 11/17 | at Rams | S | 43 | 24 | 190 | 55.8 | 4.4 | 7.9 | 1 | 1 | 19 | 1/2 | 65.1 | 1 | 4 | 4 | 0 | L | 7-17 | | |
| 11/24 | Giants | S | 41 | 25 | 278 | 61.0 | 6.8 | 11.1 | 1 | 2 | 49 | 2/8 | 69.0 | 7 | 18 | 12 | 1 | W | 19-14 | | |
| 11/28 | at Lions | S | 38 | 29 | 338 | 76.3 | 8.9 | 11.7 | 3 | 1 | 35 | 1/7 | 118.1 | 4 | 4 | 2 | 0 | W | 24-20 | | |
| 12/05 | Cowboys | S | 31 | 23 | 244 | 74.2 | 7.9 | 10.6 | 3 | 1 | 33 | 2/13 | 115.5 | 10 | 63 | 23t | 1 | W | 31-24 | | |
| 12/15 | at Packers | S | 53 | 29 | 334 | 54.7 | 6.3 | 11.5 | 1 | 2 | 34 | 3/15 | 64.5 | 4 | 29 | 9 | 0 | L | 13-21 | | |
| 12/22 | Chiefs | S | 34 | 18 | 157 | 52.9 | 4.6 | 8.7 | 0 | 0 | 20 | 3/24 | 65.4 | 6 | 20 | 8 | 0 | L | 3-26 | | |
| 12/29 | at Vikings | S | 37 | 26 | 207 | 70.3 | 5.6 | 8.0 | 0 | 0 | 32 | 4/28 | 84.0 | 2 | 1 | 1 | 0 | W | 21-19 | | |
| 2019 TOTALS | | 15-15 | 516 | 326 | 3,138 | 63.2 | 6.1 | 9.6 | 17 | 10 | 53 | 38/234 | 83.0 | 48 | 193 | 23T | 2 | 8-8 | | | |

2018 GAME-BY-GAME REGULAR-SEASON STATISTICS (BEARS)

| DATE | OPPONENT | P/S | PASSING | | | | | | | | | | | RUSHING | | | | | W/L | SCORE | |
|-------------|--------------|-----|---------|-----|-----|-------|------|------|----------|-----|-----|-------|--------|---------|-----|-----|----|---|--------|-------|--------|
| | | | ATT | CMP | YDS | PCT | Y/A | Y/C | TD | INT | LG | SK/YD | RATE | ATT | YDS | LG | TD | | | | |
| 09/09 | at Packers | S | 35 | 23 | 171 | 65.7 | 4.9 | 7.4 | 0 | 0 | 33 | 4/16 | 77.2 | 7 | 32 | 9 | 1 | L | 23-24 | | |
| 09/17 | Seahawks | S | 34 | 25 | 200 | 73.5 | 5.9 | 8.0 | 2 | 2 | 18 | 2/15 | 83.0 | 5 | 24 | 17 | 0 | W | 24-17 | | |
| 09/23 | at Cardinals | S | 35 | 24 | 220 | 68.6 | 6.3 | 9.2 | 0 | 1 | 39 | 3/26 | 73.5 | 2 | 8 | 7 | 0 | W | 16-14 | | |
| 09/30 | Buccaneers | S | 26 | 19 | 354 | 73.1 | 13.6 | 18.6 | 6 | 0 | 47 | 1/10 | 154.6 | 3 | 53 | 26 | 0 | W | 48-10 | | |
| 10/14 | at Dolphins | S | 31 | 22 | 316 | 71.0 | 10.2 | 14.4 | 3 | 1 | 54 | 2/13 | 122.5 | 8 | 47 | 28 | 0 | L | 28-31+ | | |
| 10/21 | Patriots | S | 50 | 26 | 333 | 52.0 | 6.7 | 12.8 | 2 | 2 | 54 | 2/14 | 69.8 | 6 | 81 | 39 | 1 | L | 31-38 | | |
| 10/28 | Jets | S | 29 | 16 | 220 | 55.2 | 7.6 | 13.8 | 2 | 0 | 70t | 2/4 | 102.7 | 6 | 51 | 13 | 0 | W | 24-10 | | |
| 11/04 | at Bills | S | 20 | 12 | 135 | 60.0 | 6.8 | 11.3 | 1 | 1 | 26 | 1/9 | 76.0 | 1 | 6 | 6 | 0 | W | 41-9 | | |
| 11/11 | Lions | S | 30 | 23 | 355 | 76.7 | 11.8 | 15.4 | 3 | 0 | 55 | 1/7 | 148.6 | 3 | 18 | 8 | 1 | W | 34-22 | | |
| 11/18 | Vikings | S | 31 | 20 | 165 | 64.5 | 5.3 | 8.3 | 1 | 2 | 18t | 1/5 | 61.9 | 10 | 43 | 13 | 0 | W | 25-20 | | |
| 11/22 | at Lions | | | | | | | | INACTIVE | | | | | | | | | | | W | 23-16 |
| 12/02 | at Giants | | | | | | | | INACTIVE | | | | | | | | | | | L | 27-30+ |
| 12/09 | Rams | S | 30 | 16 | 110 | 53.3 | 3.7 | 6.9 | 1 | 3 | 17 | 1/10 | 33.3 | 6 | 23 | 13 | 0 | W | 15-6 | | |
| 12/16 | Packers | S | 28 | 20 | 235 | 71.4 | 8.4 | 11.8 | 2 | 0 | 30 | 1/3 | 120.4 | 3 | 16 | 14 | 0 | W | 24-17 | | |
| 12/23 | at 49ers | S | 29 | 25 | 246 | 86.2 | 8.5 | 9.8 | 1 | 0 | 43 | 3/11 | 113.5 | 5 | 3 | 3 | 0 | W | 14-9 | | |
| 12/30 | at Vikings | S | 26 | 18 | 163 | 69.2 | 6.3 | 9.1 | 0 | 0 | 40 | 0/0 | 85.9 | 3 | 16 | 12 | 0 | W | 24-10 | | |
| 2018 TOTALS | | | 14-14 | 434 | 289 | 3,223 | 66.6 | 7.4 | 11.2 | 24 | 12 | 70T | 24/143 | 95.4 | 68 | 421 | 39 | 3 | 12-4 | | |

2017 GAME-BY-GAME REGULAR-SEASON STATISTICS (BEARS)

| DATE | OPPONENT | P/S | PASSING | | | | | | | | | | | RUSHING | | | | W/L | SCORE |
|--------------|---------------|-----|---------|-----|-----|-------|------|------|------|-----|-----|-------|--------|---------|-----|-----|----|-----|--------|
| | | | ATT | CMP | YDS | PCT | Y/A | Y/C | TD | INT | LG | SK/YD | RATE | ATT | YDS | LG | TD | | |
| 09/10 | Falcons | | | | | | | | | | | | | | | | | L | 17-23 |
| 09/17 | at Buccaneers | | | | | | | | | | | | | | | | | L | 7-29 |
| 09/24 | Steelers | | | | | | | | | | | | | | | | | W | 23-17+ |
| 09/28 | at Packers | | | | | | | | | | | | | | | | | L | 14-35 |
| 10/09 | Vikings | S | 25 | 12 | 128 | 48.0 | 5.1 | 10.7 | 1 | 1 | 20t | 1/7 | 60.1 | 3 | 22 | 13 | 0 | L | 17-20 |
| 10/15 | at Ravens | S | 16 | 8 | 113 | 50.0 | 7.1 | 14.1 | 1 | 0 | 27t | 4/23 | 94.0 | 4 | 32 | 19 | 0 | W | 27-24+ |
| 10/22 | Panthers | S | 7 | 4 | 107 | 57.1 | 15.3 | 26.8 | 0 | 0 | 70 | 4/22 | 101.8 | 5 | 3 | 7 | 0 | W | 17-3 |
| 10/29 | at Saints | S | 32 | 14 | 164 | 43.8 | 5.1 | 11.7 | 0 | 1 | 45 | 2/14 | 46.9 | 3 | 53 | 46 | 0 | L | 12-20 |
| 11/12 | Packers | S | 35 | 21 | 297 | 60.0 | 8.5 | 14.1 | 1 | 0 | 46t | 5/29 | 97.0 | 0 | 0 | 0 | 0 | L | 16-23 |
| 11/19 | Lions | S | 30 | 18 | 179 | 60.0 | 6.0 | 9.9 | 1 | 0 | 22 | 1/3 | 88.1 | 6 | 53 | 19 | 0 | L | 24-27 |
| 11/26 | at Eagles | S | 33 | 17 | 147 | 51.5 | 4.5 | 8.6 | 0 | 2 | 19 | 2/13 | 38.3 | 4 | 12 | 11 | 0 | L | 3-31 |
| 12/03 | 49ers | S | 15 | 12 | 102 | 80.0 | 6.8 | 8.5 | 1 | 0 | 21 | 2/17 | 117.2 | 4 | 19 | 9 | 0 | L | 14-15 |
| 12/10 | at Bengals | S | 32 | 25 | 271 | 78.1 | 8.5 | 10.8 | 1 | 0 | 36 | 2/21 | 112.4 | 2 | 5 | 4t | 1 | W | 33-7 |
| 12/16 | at Lions | S | 46 | 31 | 314 | 67.4 | 6.8 | 10.1 | 1 | 3 | 22 | 2/8 | 66.8 | 2 | 3 | 5 | 0 | L | 10-20 |
| 12/24 | Browns | S | 23 | 14 | 193 | 60.9 | 8.4 | 13.8 | 0 | 0 | 40 | 5/32 | 87.8 | 7 | 44 | 14 | 1 | W | 20-3 |
| 12/31 | at Vikings | S | 36 | 20 | 178 | 55.6 | 4.9 | 8.9 | 0 | 0 | 30 | 1/7 | 69.0 | 1 | 2 | 2 | 0 | L | 10-23 |
| 2017 TOTALS | | | 12-12 | 330 | 196 | 2,193 | 59.4 | 6.6 | 11.2 | 7 | 7 | 70 | 31/196 | 77.5 | 41 | 248 | 46 | 2 | 5-11 |
| + - Overtime | | | | | | | | | | | | | | | | | | | |



29

1.18 yrs (like the award)

LEVI WALLACE

CORNERBACK

HEIGHT: 6-0

WEIGHT: 179


COLLEGE: Alabama

BORN: June 12, 1995

BIRTHPLACE: Tucson, AZ

HOW ACQUIRED: UFA '22

NFL EXPERIENCE: 5th year



COMMUNITY

- ✦ Hosts a golf tournament to raise funds for his foundation
- ✦ Volunteered at Buffalo City Mission, a shelter that provides shelter, hot meals, counseling and recuperative care to the homeless by serving meals.
- ✦ Reads to children at daycares and centers
- ✦ Levi Wallace Foundation: Helping to bridge the gap in marginalized communities by providing the youth with impactful opportunities, resources, and programs that will not only maximize their potential, but directly highlight their growth.

REGULAR SEASON COMPARISON: DEFENSIVE - TAMPA BAY BUCCANEERS

| DATE | OPP | W/L | GP/GS | TOT | TACKLES | | ASST | SACK | YDS. | INT | TFL | PD | QBH | TD | MISC | | |
|----------|----------|-----|-------|-----|---------|-----|------|------|------|-----|-----|----|-----|----|------|---|----|
| | | | | | SOLO | ASS | | | | | | | | | FF | S | FR |
| 12/12/21 | BUF @ TB | L | S | 2 | 1 | 1 | 1 | 0.0 | 0.0 | 0 | 0 | 0 | 0 | 0 | 0 | 0 | 0 |
| TOTALS | | 0/1 | 1/1 | 2 | 1 | 1 | 1 | 0.0 | 0.0 | 0 | 0 | 0 | 0 | 0 | 0 | 0 | 0 |

LEVI WALLACE'S NFL REGULAR SEASON DEFENSIVE STATISTICS

| DATE | TEAM | GP | GS | TK | S | TACKLES | | | | | INTERCEPTIONS | | | | | O. FUMB | | | | | ST | | | MISC | | |
|------------|----------|----|----|-----|-----|---------|-----|----|-----|-----|---------------|-----|----|----|----|---------|----|----|-----|----|----|---|----|------|---|---|
| | | | | | | TFL | YDS | SK | YDS | QBH | NO | YDS | LG | TD | PD | FF | FR | TD | YDS | TK | S | A | FF | FR | S | A |
| 2018 | Bills | 7 | 7 | 37 | 24 | 13 | 1 | 1 | 0.0 | 0.0 | 1 | 0 | 0 | 0 | 3 | 0 | 0 | 0 | 0 | 0 | 0 | 0 | 0 | 0 | | |
| 2019 | Bills | 16 | 16 | 76 | 66 | 10 | 4 | 4 | 0.0 | 0.0 | 0 | 2 | 2 | 2 | 0 | 9 | 0 | 0 | 0 | 0 | 0 | 0 | 0 | 0 | | |
| 2020 | Bills | 12 | 12 | 48 | 34 | 14 | 1 | 2 | 0.0 | 0.0 | 1 | 2 | 0 | 0 | 8 | 0 | 0 | 0 | 0 | 0 | 0 | 0 | 0 | 0 | | |
| 2021 | Bills | 17 | 17 | 58 | 47 | 11 | 1 | 4 | 0.0 | 0.0 | 0 | 2 | 29 | 15 | 0 | 10 | 0 | 1 | 0 | 0 | 0 | 0 | 0 | 0 | | |
| 2022 | Steelers | 5 | 2 | 13 | 8 | 5 | 0 | 0 | 0.0 | 0.0 | 0 | 1 | 0 | 0 | 4 | 0 | 0 | 0 | 0 | 0 | 0 | 0 | 0 | 0 | | |
| NFL TOTALS | | 57 | 54 | 232 | 179 | 53 | 7 | 11 | 0.0 | 0.0 | 2 | 7 | 31 | 15 | 0 | 34 | 0 | 1 | 0 | 0 | 0 | 0 | 0 | 0 | | |

LEVI WALLACE'S NFL POSTSEASON DEFENSIVE STATISTICS

| | | TACKLES | | | | | | | | | | INTERCEPTIONS | | | | | | O. FUMB | | | | ST | | | | MISC | | | |
|------------|-------|---------|----|----|----|---|-----|-----|-----|------|-----|---------------|-----|----|----|----|----|---------|----|-----|----|----|---|----|----|------|---|--|--|
| DATE | TEAM | GP | GS | TK | S | A | TFL | YDS | SK | YDS | QBH | NO | YDS | LG | TD | PD | FF | FR | TD | YDS | TK | S | A | FF | FR | S | A | | |
| 2019 | Bills | 0 | 0 | 0 | 0 | 0 | 0 | 0.0 | 0.0 | 0.0 | 0 | 0 | 0 | 0 | 0 | 0 | 0 | 0 | 0 | 0 | 0 | 0 | 0 | 0 | 0 | 0 | 0 | | |
| 2020 | Bills | 3 | 3 | 12 | 8 | 4 | 2 | 11 | 1.0 | 11.0 | 1 | 0 | 0 | 0 | 0 | 0 | 1 | 0 | 0 | 0 | 0 | 0 | 0 | 0 | 0 | 0 | 0 | | |
| 2021 | Bills | 2 | 2 | 11 | 8 | 3 | 1 | 2 | 0.0 | 0.0 | 0 | 1 | 0 | 0 | 0 | 1 | 0 | 0 | 0 | 0 | 0 | 0 | 0 | 0 | 0 | 0 | 0 | | |
| NFL TOTALS | | 5 | 5 | 23 | 16 | 7 | 3 | 13 | 1.0 | 11.0 | 1 | 1 | 0 | 0 | 0 | 1 | 1 | 0 | 0 | 0 | 0 | 0 | 0 | 0 | 0 | 0 | 0 | | |

SINGLE-GAME HIGHS: DEFENSIVE

| | | | |
|-------------------|---|---------------------------|---|
| Total Tackles | 10 at San Francisco 49ers, Dec 07, 2020 10 at Miami Dolphins, Sep 20, 2020 | Tackles For Loss | 1 at Jacksonville Jaguars, Nov 07, 2021 1 vs. New York Jets, Sep 13, 2020 ...5 more at 1. |
| Solo Tackles | 8 at New York Giants, Sep 15, 2019 7 at San Francisco 49ers, Dec 07, 2020 ...3 more at 7. | Interceptions | 1 at Buffalo Bills, Oct 09, 2022 1 at New York Jets, Nov 14, 2021 ...5 more at 1. |
| Passes Defensed | 3 vs. Pittsburgh Steelers, Dec 13, 2020 2 at Buffalo Bills, Oct 09, 2022 ...2 more at 2. | Interception Return Yards | 15 at New York Jets, Nov 14, 2021 14 at Miami Dolphins, Sep 19, 2021 |
| Fumble Recoveries | 1 at Jacksonville Jaguars, Nov 07, 2021 | | |

SINGLE-GAME HIGHS - POSTSEASON: DEFENSIVE

| | | | |
|-----------------|--|------------------|---|
| Total Tackles | 6 at Kansas City Chiefs, Jan 23, 2022 6 vs. Baltimore Ravens, Jan 16, 2021 5 vs. New England Patriots, Jan 15, 2022 3 at Kansas City Chiefs, Jan 24, 2021 3 vs. Indianapolis Colts, Jan 09, 2021 | Forced Fumbles | 1 vs. Indianapolis Colts, Jan 09, 2021 |
| Solo Tackles | 4 at Kansas City Chiefs, Jan 23, 2022 4 vs. New England Patriots, Jan 15, 2022 3 vs. Baltimore Ravens, Jan 16, 2021 3 vs. Indianapolis Colts, Jan 09, 2021 2 at Kansas City Chiefs, Jan 24, 2021 | Tackles For Loss | 1 at Kansas City Chiefs, Jan 23, 2022 1 vs. Baltimore Ravens, Jan 16, 2021 1 vs. Indianapolis Colts, Jan 09, 2021 1 vs. New England Patriots, Jan 15, 2022 |
| Sacks | 1.0 vs. Baltimore Ravens, Jan 16, 2021 | Interceptions | |
| Passes Defensed | 1 vs. New England Patriots, Jan 15, 2022 | | |

2022 GAME-BY-GAME REGULAR-SEASON STATISTICS (STEELERS)

[illegible]

+ - Overtime

2021 GAME-BY-GAME REGULAR-SEASON STATISTICS (BILLS)

[illegible]

+ - Overtime

2020 GAME-BY-GAME REGULAR-SEASON STATISTICS (BILLS)

[illegible]

2019 GAME-BY-GAME REGULAR-SEASON STATISTICS (BILLS)

[illegible]

2018 GAME-BY-GAME REGULAR-SEASON STATISTICS (BILLS)

| DATE | OPPONENT | P/S | TACKLES | | | | | | | INTERCEPTIONS | | | | | O. FUMB | | | ST | | | MISC | | W/L | SCORE | | | |
|-------------|-------------|-----|---------|----|----|-----|-----|-----|-----|---------------|----|-----|----|----|---------|----|----|----|-----|----|------|---|-----|-------|----|------|-------|
| | | | TK | S | A | SK | YDS | TFL | YDS | QBH | NO | YDS | LG | TD | PD | FF | FR | TD | YDS | TK | S | A | | | FF | FR | S |
| 09/09 | at Ravens | | | | | | | | | | | | | | | | | | | | | | | | | L | 3-47 |
| 09/16 | Chargers | | | | | | | | | | | | | | | | | | | | | | | | | L | 20-31 |
| 09/23 | at Vikings | | | | | | | | | | | | | | | | | | | | | | | | | W | 27-6 |
| 09/30 | at Packers | | | | | | | | | | | | | | | | | | | | | | | | | L | 0-22 |
| 10/07 | Titans | | | | | | | | | | | | | | | | | | | | | | | | | W | 13-12 |
| 10/14 | at Texans | | | | | | | | | | | | | | | | | | | | | | | | | L | 13-20 |
| 10/21 | at Colts | | | | | | | | | | | | | | | | | | | | | | | | | L | 5-37 |
| 10/29 | Patriots | | | | | | | | | | | | | | | | | | | | | | | | | L | 6-25 |
| 11/04 | Bears | | | | | | | | | | | | | | | | | | | | | | | | | L | 9-41 |
| 11/11 | at Jets | S | 1 | 0 | 1 | 0.0 | 0.0 | 0 | 0 | 0 | 0 | 0 | 0 | 1 | 0 | 0 | 0 | 0 | 0 | 0 | 0 | 0 | 0 | 0 | 0 | W | 41-10 |
| 11/25 | Jaguars | S | 5 | 4 | 1 | 0.0 | 0.0 | 0 | 0 | 0 | 0 | 0 | 0 | 0 | 0 | 0 | 0 | 0 | 0 | 0 | 0 | 0 | 0 | 0 | 0 | W | 24-21 |
| 12/02 | at Dolphins | S | 4 | 2 | 2 | 0.0 | 0.0 | 0 | 0 | 0 | 0 | 0 | 0 | 0 | 0 | 0 | 0 | 0 | 0 | 0 | 0 | 0 | 0 | 0 | 0 | L | 17-21 |
| 12/09 | Jets | S | 6 | 5 | 1 | 0.0 | 0.0 | 0 | 0 | 0 | 0 | 0 | 0 | 1 | 0 | 0 | 0 | 0 | 0 | 0 | 0 | 0 | 0 | 0 | 0 | L | 23-27 |
| 12/16 | Lions | S | 6 | 3 | 3 | 0.0 | 0.0 | 1 | 1 | 0 | 0 | 0 | 0 | 0 | 0 | 0 | 0 | 0 | 0 | 0 | 0 | 0 | 0 | 0 | 0 | W | 14-13 |
| 12/23 | at Patriots | S | 8 | 4 | 4 | 0.0 | 0.0 | 0 | 0 | 0 | 0 | 0 | 0 | 0 | 0 | 0 | 0 | 0 | 0 | 0 | 0 | 0 | 0 | 0 | 0 | L | 12-24 |
| 12/30 | Dolphins | S | 7 | 6 | 1 | 0.0 | 0.0 | 0 | 0 | 1 | 0 | 0 | 0 | 0 | 1 | 0 | 0 | 0 | 0 | 0 | 0 | 0 | 0 | 0 | 0 | W | 42-17 |
| 2018 TOTALS | | | 7-7 | 37 | 24 | 13 | 0.0 | 0.0 | 1 | 1 | 1 | 0 | 0 | 0 | 3 | 0 | 0 | 0 | 0 | 0 | 0 | 0 | 0 | 0 | 0 | 6-10 | |



30

JAYLEN WARREN

RUNNING BACK

HEIGHT: 5-8
WEIGHT: 215
COLLEGE: Oklahoma State
BORN: November 1, 1998

BIRTHPLACE: Cottonwoods Heights, UT
HOW ACQUIRED: UDFA 22
NFL EXPERIENCE: R

JAYLEN WARREN'S NFL REGULAR SEASON RUSHING/RECEIVING STATISTICS

| DATE | TEAM | GP | GS | RUSHING | | | | | RECEIVING | | | | |
|------------|----------|----|----|---------|------|------|----|----|-----------|------|------|----|----|
| | | | | NO. | YDS. | AVG. | LG | TD | NO. | YDS. | AVG. | LG | TD |
| 2022 | Steelers | 5 | 0 | 19 | 94 | 4.9 | 14 | 0 | 7 | 46 | 6.6 | 13 | 0 |
| NFL TOTALS | | 5 | 0 | 19 | 94 | 4.9 | 14 | 0 | 7 | 46 | 6.6 | 13 | 0 |

JAYLEN WARREN'S NFL REGULAR SEASON RETURN STATISTICS

| KICKOFF RETURNS | | | | | | PUNT RETURNS | | | | | | |
|-----------------|----------|------|------|------|----|--------------|-----|----|------|------|----|----|
| DATE | TEAM | RET. | YDS. | AVG. | LG | TD | NO. | FC | YDS. | AVG. | LG | TD |
| 2022 | Steelers | 0 | 0 | 0.0 | 0 | 0 | 0 | 0 | 0 | 0.0 | 0 | 0 |
| NFL TOTALS | | 0 | 0 | 0.0 | 0 | 0 | 0 | 0 | 0 | 0.0 | 0 | 0 |

SINGLE-GAME HIGHS: RUSHING/RECEIVING

- Rush Attempts

5 at Buffalo Bills, Oct 09, 2022
4 at Cleveland Browns, Sep 22, 2022
...1 more at 4.
- Rushing Yards

30 at Cleveland Browns, Sep 22, 2022
24 at Buffalo Bills, Oct 09, 2022
14 vs. New York Jets, Oct 02, 2022
12 at Buffalo Bills, Oct 09, 2022
- Longest Runs

12 at Buffalo Bills, Oct 09, 2022
- Receptions

4 at Buffalo Bills, Oct 09, 2022
1 vs. New York Jets, Oct 02, 2022
...2 more at 1.
- Receiving Yards

39 at Buffalo Bills, Oct 09, 2022
4 vs. New York Jets, Oct 02, 2022
- Receiving Average

9.8 at Buffalo Bills, Oct 09, 2022
- Longest Receptions


13 at Buffalo Bills, Oct 09, 2022
12 at Buffalo Bills, Oct 09, 2022
- All-Purpose Yards

63 at Buffalo Bills, Oct 09, 2022
33 at Cleveland Browns, Sep 22, 2022

2022 GAME-BY-GAME REGULAR-SEASON STATISTICS (STEELERS)

| DATE | OPPONENT | P/S | RUSHING | | | | | RECEIVING | | | | | W/L | SCORE |
|-------------|------------|-----|---------|------|------|----|----|-----------|------|------|----|----|-----|--------|
| | | | NO. | YDS. | AVG. | LG | TD | NO. | YDS. | AVG. | LG | TD | | |
| 09/11 | at Bengals | P | 3 | 7 | 2.3 | 3 | 0 | 0 | 0 | 0.0 | 0 | 0 | W | 23-20+ |
| 09/18 | Patriots | P | 4 | 15 | 3.8 | 6 | 0 | 1 | 0 | 0.0 | 0 | 0 | L | 14-17 |
| 09/22 | at Browns | P | 4 | 30 | 7.5 | 10 | 0 | 1 | 3 | 3.0 | 3 | 0 | L | 17-29 |
| 10/02 | Jets | P | 3 | 18 | 6.0 | 14 | 0 | 1 | 4 | 4.0 | 4 | 0 | L | 20-24 |
| 10/09 | at Bills | P | 5 | 24 | 4.8 | 12 | 0 | 4 | 39 | 9.8 | 13 | 0 | L | 3-38 |
| 2022 TOTALS | | 5-0 | 19 | 94 | 4.9 | 14 | 0 | 7 | 46 | 6.6 | 13 | 0 | 1-4 | |

+ - Overtime



44

DEREK WATT
FULLBACK

HEIGHT: 6-2
WEIGHT: 234
COLLEGE: Wisconsin
BORN: November 7, 1992

BIRTHPLACE: Pewaukee, WI
HOW ACQUIRED: UFA '20
NFL EXPERIENCE: 7th year

| DEREK WATT'S NFL REGULAR SEASON RUSHING/RECEIVING STATISTICS | | | | | | | | | | | | | |
|--|----------|----|----|---------|------|------|----|----|-----------|------|------|----|----|
| DATE | TEAM | GP | GS | RUSHING | | | | | RECEIVING | | | | |
| | | | | NO. | YDS. | AVG. | LG | TD | NO. | YDS. | AVG. | LG | TD |
| 2016 | Chargers | 16 | 2 | 2 | 4 | 2.0 | 2 | 0 | 4 | 83 | 20.8 | 53 | 0 |
| 2017 | Chargers | 16 | 4 | 6 | 24 | 4.0 | 17 | 0 | 2 | 35 | 17.5 | 23 | 0 |
| 2018 | Chargers | 16 | 5 | 4 | 11 | 2.8 | 8 | 0 | 1 | 2 | 2.0 | 2 | 0 |
| 2019 | Chargers | 16 | 2 | 7 | 10 | 1.4 | 3 | 1 | 3 | 32 | 10.7 | 21 | 0 |
| 2020 | Steelers | 12 | 0 | 0 | 0 | 0.0 | 0 | 0 | 0 | 0 | 0.0 | 0 | 0 |
| 2021 | Steelers | 17 | 4 | 1 | 1 | 1.0 | 1 | 0 | 3 | 15 | 5.0 | 9 | 0 |
| 2022 | Steelers | 5 | 1 | 1 | 2 | 2.0 | 2 | 0 | 1 | 1 | 1.0 | 1 | 0 |
| NFL TOTALS | | 98 | 18 | 21 | 52 | 2.5 | 17 | 1 | 14 | 168 | 12.0 | 53 | 0 |

| DEREK WATT'S NFL POSTSEASON RUSHING/RECEIVING STATISTICS | | | | | | | | | | | | | |
|--|----------|----|----|---------|------|------|----|----|-----------|------|------|----|----|
| DATE | TEAM | GP | GS | RUSHING | | | | | RECEIVING | | | | |
| | | | | NO. | YDS. | AVG. | LG | TD | NO. | YDS. | AVG. | LG | TD |
| 2018 | Chargers | 2 | 0 | 0 | 0 | 0.0 | 0 | 0 | 1 | 1 | 1.0 | 1 | 0 |
| 2020 | Steelers | 1 | 0 | 2 | 2 | 1.0 | 2 | 0 | 0 | 0 | 0.0 | 0 | 0 |
| 2021 | Steelers | 1 | 0 | 0 | 0 | 0.0 | 0 | 0 | 0 | 0 | 0.0 | 0 | 0 |
| NFL TOTALS | | 4 | 0 | 2 | 2 | 1.0 | 2 | 0 | 1 | 1 | 1.0 | 1 | 0 |

| DEREK WATT'S NFL REGULAR SEASON RETURN STATISTICS | | | | | | | | | | | | | |
|---|----------|------|-----------------|------|----|----|--|--------------|----|------|------|----|----|
| DATE | TEAM | RET. | KICKOFF RETURNS | | | | | PUNT RETURNS | | | | | |
| | | | YDS. | AVG. | LG | TD | | NO. | FC | YDS. | AVG. | LG | TD |
| 2016 | Chargers | 0 | 0 | 0.0 | 0 | 0 | | 0 | 0 | 0 | 0.0 | 0 | 0 |
| 2017 | Chargers | 0 | 0 | 0.0 | 0 | 0 | | 0 | 0 | 0 | 0.0 | 0 | 0 |
| 2018 | Chargers | 0 | 0 | 0.0 | 0 | 0 | | 0 | 0 | 0 | 0.0 | 0 | 0 |
| 2019 | Chargers | 0 | 0 | 0.0 | 0 | 0 | | 0 | 0 | 0 | 0.0 | 0 | 0 |
| 2020 | Steelers | 0 | 0 | 0.0 | 0 | 0 | | 0 | 0 | 0 | 0.0 | 0 | 0 |
| 2021 | Steelers | 0 | 0 | 0.0 | 0 | 0 | | 0 | 0 | 0 | 0.0 | 0 | 0 |
| 2022 | Steelers | 0 | 0 | 0.0 | 0 | 0 | | 0 | 0 | 0 | 0.0 | 0 | 0 |
| NFL TOTALS | | 0 | 0 | 0.0 | 0 | 0 | | 0 | 0 | 0 | 0.0 | 0 | 0 |

| DEREK WATT'S NFL POSTSEASON RETURN STATISTICS | | | | | | | | | | | | | |
|---|----------|------|-----------------|------|----|----|--|--------------|----|------|------|----|----|
| DATE | TEAM | RET. | KICKOFF RETURNS | | | | | PUNT RETURNS | | | | | |
| | | | YDS. | AVG. | LG | TD | | NO. | FC | YDS. | AVG. | LG | TD |
| 2018 | Chargers | 0 | 0 | 0.0 | 0 | 0 | | 0 | 0 | 0 | 0.0 | 0 | 0 |
| 2020 | Steelers | 0 | 0 | 0.0 | 0 | 0 | | 0 | 0 | 0 | 0.0 | 0 | 0 |
| 2021 | Steelers | 0 | 0 | 0.0 | 0 | 0 | | 0 | 0 | 0 | 0.0 | 0 | 0 |
| NFL TOTALS | | 0 | 0 | 0.0 | 0 | 0 | | 0 | 0 | 0 | 0.0 | 0 | 0 |

SINGLE-GAME HIGHS: RUSHING/RECEIVING

| | | | |
|-----------------|--|-----------------------|--|
| Rush Attempts | 2 at Jacksonville Jaguars, Dec 08, 2019 2 vs. Indianapolis Colts, Sep 08, 2019 ...2 more at 2. | Longest Receptions | 53 at Denver Broncos, Oct 30, 2016 23 at New York Jets, Dec 24, 2017 |
| Rushing Yards | 17 vs. Buffalo Bills, Nov 19, 2017 8 at Denver Broncos, Dec 30, 2018 | All-Purpose Yards | 53 at Denver Broncos, Oct 30, 2016 26 at New York Jets, Dec 24, 2017 |
| Longest Runs | 17 vs. Buffalo Bills, Nov 19, 2017 8 at Denver Broncos, Dec 30, 2018 | Special Teams Tackles | 5 at Oakland Raiders, Nov 07, 2019 3 vs. Cleveland Browns, Jan 03, 2022 |
| Rushing TDs | 1 at Jacksonville Jaguars, Dec 08, 2019 | Most TDs | 1 at Jacksonville Jaguars, Dec 08, 2019 |
| Receptions | 1 vs. Detroit Lions, Nov 14, 2021 1 vs. Chicago Bears, Nov 08, 2021 ...11 more at 1. | Miscellaneous Tackles | 1 at Oakland Raiders, Oct 09, 2016 |
| Receiving Yards | 53 at Denver Broncos, Oct 30, 2016 23 at New York Jets, Dec 24, 2017 | | |

SINGLE-GAME HIGHS - POSTSEASON: RUSHING/RECEIVING

| | | | |
|---------------|--------------------------------------|-----------------------|---------------------------------------|
| Rush Attempts | 2 vs. Cleveland Browns, Jan 10, 2021 | Receiving Yards | 1 at Baltimore Ravens, Jan 06, 2019 |
| Rushing Yards | 2 vs. Cleveland Browns, Jan 10, 2021 | Longest Receptions | 1 at Baltimore Ravens, Jan 06, 2019 |
| Longest Runs | 2 vs. Cleveland Browns, Jan 10, 2021 | All-Purpose Yards | 2 vs. Cleveland Browns, Jan 10, 2021 |
| Receptions | 1 at Baltimore Ravens, Jan 06, 2019 | | 1 at Baltimore Ravens, Jan 06, 2019 |
| | | Special Teams Tackles | 2 at Kansas City Chiefs, Jan 16, 2022 |
| | | | 1 vs. Cleveland Browns, Jan 10, 2021 |

2022 GAME-BY-GAME REGULAR-SEASON STATISTICS (STEELERS)

| DATE | OPPONENT | P/S | RUSHING | | | | | RECEIVING | | | | | W/L | SCORE |
|-------------|------------|-----|---------|------|------|----|----|-----------|------|------|----|----|-----|--------|
| | | | NO. | YDS. | AVG. | LG | TD | NO. | YDS. | AVG. | LG | TD | | |
| 09/11 | at Bengals | P | 0 | 0 | 0.0 | 0 | 0 | 0 | 0 | 0.0 | 0 | 0 | W | 23-20+ |
| 09/18 | Patriots | P | 1 | 2 | 2.0 | 2 | 0 | 0 | 0 | 0.0 | 0 | 0 | L | 14-17 |
| 09/22 | at Browns | P | 0 | 0 | 0.0 | 0 | 0 | 0 | 0 | 0.0 | 0 | 0 | L | 17-29 |
| 10/02 | Jets | P | 0 | 0 | 0.0 | 0 | 0 | 0 | 0 | 0.0 | 0 | 0 | L | 20-24 |
| 10/09 | at Bills | S | 0 | 0 | 0.0 | 0 | 0 | 1 | 1 | 1.0 | 1 | 0 | L | 3-38 |
| 2022 TOTALS | | 5-1 | 1 | 2 | 2.0 | 2 | 0 | 1 | 1 | 1.0 | 1 | 0 | 1-4 | |

+ - Overtime

2021 GAME-BY-GAME REGULAR-SEASON STATISTICS (STEELERS)

| DATE | OPPONENT | P/S | RUSHING | | | | | RECEIVING | | | | | W/L/T | SCORE |
|-------------|-------------|------|---------|------|------|----|----|-----------|------|------|----|----|-------|--------|
| | | | NO. | YDS. | AVG. | LG | TD | NO. | YDS. | AVG. | LG | TD | | |
| 09/12 | at Bills | P | 0 | 0 | 0.0 | 0 | 0 | 0 | 0 | 0.0 | 0 | 0 | W | 23-16 |
| 09/19 | Raiders | P | 0 | 0 | 0.0 | 0 | 0 | 0 | 0 | 0.0 | 0 | 0 | L | 17-26 |
| 09/26 | Bengals | P | 0 | 0 | 0.0 | 0 | 0 | 1 | 3 | 3.0 | 3 | 0 | L | 10-24 |
| 10/03 | at Packers | P | 0 | 0 | 0.0 | 0 | 0 | 0 | 0 | 0.0 | 0 | 0 | L | 17-27 |
| 10/10 | Broncos | P | 0 | 0 | 0.0 | 0 | 0 | 0 | 0 | 0.0 | 0 | 0 | W | 27-19 |
| 10/17 | Seahawks | S | 0 | 0 | 0.0 | 0 | 0 | 0 | 0 | 0.0 | 0 | 0 | W | 23-20+ |
| 10/31 | at Browns | P | 0 | 0 | 0.0 | 0 | 0 | 0 | 0 | 0.0 | 0 | 0 | W | 15-10 |
| 11/08 | Bears | S | 0 | 0 | 0.0 | 0 | 0 | 1 | 3 | 3.0 | 3 | 0 | W | 29-27 |
| 11/14 | Lions | P | 0 | 0 | 0.0 | 0 | 0 | 1 | 9 | 9.0 | 9 | 0 | T | 16-16 |
| 11/21 | at Chargers | P | 0 | 0 | 0.0 | 0 | 0 | 0 | 0 | 0.0 | 0 | 0 | L | 37-41 |
| 11/28 | at Bengals | P | 0 | 0 | 0.0 | 0 | 0 | 0 | 0 | 0.0 | 0 | 0 | L | 10-41 |
| 12/05 | Ravens | S | 0 | 0 | 0.0 | 0 | 0 | 0 | 0 | 0.0 | 0 | 0 | W | 20-19 |
| 12/09 | at Vikings | P | 0 | 0 | 0.0 | 0 | 0 | 0 | 0 | 0.0 | 0 | 0 | L | 28-36 |
| 12/19 | Titans | P | 0 | 0 | 0.0 | 0 | 0 | 0 | 0 | 0.0 | 0 | 0 | W | 19-13 |
| 12/26 | at Chiefs | P | 0 | 0 | 0.0 | 0 | 0 | 0 | 0 | 0.0 | 0 | 0 | L | 10-36 |
| 01/03 | Browns | P | 1 | 1 | 1.0 | 1 | 0 | 0 | 0 | 0.0 | 0 | 0 | W | 26-14 |
| 01/09 | at Ravens | S | 0 | 0 | 0.0 | 0 | 0 | 0 | 0 | 0.0 | 0 | 0 | W | 16-13+ |
| 2021 TOTALS | | 17-4 | 1 | 1 | 1.0 | 1 | 0 | 3 | 15 | 5.0 | 9 | 0 | 9-7-1 | |

+ - Overtime

2020 GAME-BY-GAME REGULAR-SEASON STATISTICS (STEELERS)

| DATE | OPPONENT | P/S | RUSHING | | | | | RECEIVING | | | | | W/L | SCORE |
|-------------|---------------|------|---------|------|------|----|----|-----------|------|------|----|----|------|-------|
| | | | NO. | YDS. | AVG. | LG | TD | NO. | YDS. | AVG. | LG | TD | | |
| 09/14 | at Giants | P | 0 | 0 | 0.0 | 0 | 0 | 0 | 0 | 0.0 | 0 | 0 | W | 26-16 |
| 09/20 | Broncos | P | 0 | 0 | 0.0 | 0 | 0 | 0 | 0 | 0.0 | 0 | 0 | W | 26-21 |
| 09/27 | Texans | P | 0 | 0 | 0.0 | 0 | 0 | 0 | 0 | 0.0 | 0 | 0 | W | 28-21 |
| 10/11 | Eagles | | | | | | | | | | | | W | 38-29 |
| 10/18 | Browns | P | 0 | 0 | 0.0 | 0 | 0 | 0 | 0 | 0.0 | 0 | 0 | W | 38-7 |
| 10/25 | at Titans | | | | | | | | | | | | W | 27-24 |
| 11/01 | at Ravens | | | | | | | | | | | | W | 28-24 |
| 11/08 | at Cowboys | | | | | | | | | | | | W | 24-19 |
| 11/15 | Bengals | P | 0 | 0 | 0.0 | 0 | 0 | 0 | 0 | 0.0 | 0 | 0 | W | 36-10 |
| 11/22 | at Jaguars | P | 0 | 0 | 0.0 | 0 | 0 | 0 | 0 | 0.0 | 0 | 0 | W | 27-3 |
| 12/02 | Ravens | P | 0 | 0 | 0.0 | 0 | 0 | 0 | 0 | 0.0 | 0 | 0 | W | 19-14 |
| 12/07 | Football Team | P | 0 | 0 | 0.0 | 0 | 0 | 0 | 0 | 0.0 | 0 | 0 | L | 17-23 |
| 12/13 | at Bills | P | 0 | 0 | 0.0 | 0 | 0 | 0 | 0 | 0.0 | 0 | 0 | L | 15-26 |
| 12/21 | at Bengals | P | 0 | 0 | 0.0 | 0 | 0 | 0 | 0 | 0.0 | 0 | 0 | L | 17-27 |
| 12/27 | Colts | P | 0 | 0 | 0.0 | 0 | 0 | 0 | 0 | 0.0 | 0 | 0 | W | 28-24 |
| 01/03 | at Browns | P | 0 | 0 | 0.0 | 0 | 0 | 0 | 0 | 0.0 | 0 | 0 | L | 22-24 |
| 2020 TOTALS | | 12-0 | 0 | 0 | 0.0 | 0 | 0 | 0 | 0 | 0.0 | 0 | 0 | 12-4 | |

2019 GAME-BY-GAME REGULAR-SEASON STATISTICS (CHARGERS)

| | | | RUSHING | | | | | RECEIVING | | | | | W/L | SCORE |
|--------------|-------------|-----|---------|------|------|-----|----|-----------|------|------|------|----|-----|--------|
| DATE | OPPONENT | P/S | NO. | YDS. | AVG. | LG | TD | NO. | YDS. | AVG. | LG | TD | | |
| 09/08 | Colts | P | 2 | 4 | 2.0 | 2 | 0 | 0 | 0 | 0.0 | 0 | 0 | W | 30-24+ |
| 09/15 | at Lions | P | 0 | 0 | 0.0 | 0 | 0 | 1 | 3 | 3.0 | 3 | 0 | L | 10-13 |
| 09/22 | Texans | P | 1 | -1 | -1.0 | -1 | 0 | 0 | 0 | 0.0 | 0 | 0 | L | 20-27 |
| 09/29 | at Dolphins | P | 0 | 0 | 0.0 | 0 | 0 | 1 | 21 | 21.0 | 21 | 0 | W | 30-10 |
| 10/06 | Broncos | P | 0 | 0 | 0.0 | 0 | 0 | 1 | 8 | 8.0 | 8 | 0 | L | 13-20 |
| 10/13 | Steelers | P | 0 | 0 | 0.0 | 0 | 0 | 0 | 0 | 0.0 | 0 | 0 | L | 17-24 |
| 10/20 | at Titans | P | 0 | 0 | 0.0 | 0 | 0 | 0 | 0 | 0.0 | 0 | 0 | L | 20-23 |
| 10/27 | at Bears | P | 1 | 2 | 2.0 | 2 | 0 | 0 | 0 | 0.0 | 0 | 0 | W | 17-16 |
| 11/03 | Packers | P | 0 | 0 | 0.0 | 0 | 0 | 0 | 0 | 0.0 | 0 | 0 | W | 26-11 |
| 11/07 | at Raiders | P | 1 | 1 | 1.0 | 1 | 0 | 0 | 0 | 0.0 | 0 | 0 | L | 24-26 |
| 11/18 | Chiefs | S | 0 | 0 | 0.0 | 0 | 0 | 0 | 0 | 0.0 | 0 | 0 | L | 17-24 |
| 12/01 | at Broncos | P | 0 | 0 | 0.0 | 0 | 0 | 0 | 0 | 0.0 | 0 | 0 | L | 20-23 |
| 12/08 | at Jaguars | P | 2 | 4 | 2.0 | 3 | 1 | 0 | 0 | 0.0 | 0 | 0 | W | 45-10 |
| 12/15 | Vikings | S | 0 | 0 | 0.0 | 0 | 0 | 0 | 0 | 0.0 | 0 | 0 | L | 10-39 |
| 12/22 | Raiders | P | 0 | 0 | 0.0 | 0 | 0 | 0 | 0 | 0.0 | 0 | 0 | L | 17-24 |
| 12/29 | at Chiefs | P | 0 | 0 | 0.0 | 0 | 0 | 0 | 0 | 0.0 | 0 | 0 | L | 21-31 |
| 2019 TOTALS | | | 16-2 | 7 | 10 | 1.4 | 3 | 1 | 3 | 32 | 10.7 | 21 | 0 | 5-11 |
| + - Overtime | | | | | | | | | | | | | | |

2018 GAME-BY-GAME REGULAR-SEASON STATISTICS (CHARGERS)


| | | | RUSHING | | | | | RECEIVING | | | | | W/L | SCORE |
|-------------|-------------|-----|---------|------|------|-----|----|-----------|------|------|-----|----|-----|-------|
| DATE | OPPONENT | P/S | NO. | YDS. | AVG. | LG | TD | NO. | YDS. | AVG. | LG | TD | | |
| 09/09 | Chiefs | P | 1 | 1 | 1.0 | 1 | 0 | 0 | 0 | 0.0 | 0 | 0 | L | 28-38 |
| 09/16 | at Bills | P | 0 | 0 | 0.0 | 0 | 0 | 0 | 0 | 0.0 | 0 | 0 | W | 31-20 |
| 09/23 | at Rams | P | 0 | 0 | 0.0 | 0 | 0 | 0 | 0 | 0.0 | 0 | 0 | L | 23-35 |
| 09/30 | 49ers | P | 0 | 0 | 0.0 | 0 | 0 | 0 | 0 | 0.0 | 0 | 0 | W | 29-27 |
| 10/07 | Raiders | P | 0 | 0 | 0.0 | 0 | 0 | 0 | 0 | 0.0 | 0 | 0 | W | 26-10 |
| 10/14 | at Browns | P | 0 | 0 | 0.0 | 0 | 0 | 0 | 0 | 0.0 | 0 | 0 | W | 38-14 |
| 10/21 | Titans | P | 0 | 0 | 0.0 | 0 | 0 | 0 | 0 | 0.0 | 0 | 0 | W | 20-19 |
| 11/04 | at Seahawks | S | 0 | 0 | 0.0 | 0 | 0 | 0 | 0 | 0.0 | 0 | 0 | W | 25-17 |
| 11/11 | at Raiders | S | 2 | 2 | 1.0 | 2 | 0 | 0 | 0 | 0.0 | 0 | 0 | W | 20-6 |
| 11/18 | Broncos | P | 0 | 0 | 0.0 | 0 | 0 | 0 | 0 | 0.0 | 0 | 0 | L | 22-23 |
| 11/25 | Cardinals | S | 0 | 0 | 0.0 | 0 | 0 | 0 | 0 | 0.0 | 0 | 0 | W | 45-10 |
| 12/02 | at Steelers | P | 0 | 0 | 0.0 | 0 | 0 | 0 | 0 | 0.0 | 0 | 0 | W | 33-30 |
| 12/09 | Bengals | P | 0 | 0 | 0.0 | 0 | 0 | 1 | 2 | 2.0 | 2 | 0 | W | 26-21 |
| 12/13 | at Chiefs | S | 0 | 0 | 0.0 | 0 | 0 | 0 | 0 | 0.0 | 0 | 0 | W | 29-28 |
| 12/22 | Ravens | S | 0 | 0 | 0.0 | 0 | 0 | 0 | 0 | 0.0 | 0 | 0 | L | 10-22 |
| 12/30 | at Broncos | P | 1 | 8 | 8.0 | 8 | 0 | 0 | 0 | 0.0 | 0 | 0 | W | 23-9 |
| 2018 TOTALS | | | 16-5 | 4 | 11 | 2.8 | 8 | 0 | 1 | 2 | 2.0 | 2 | 0 | 12-4 |

2017 GAME-BY-GAME REGULAR-SEASON STATISTICS (CHARGERS)

| | | | RUSHING | | | | | RECEIVING | | | | | W/L | SCORE |
|--------------|-------------|-----|---------|------|------|-----|----|-----------|------|------|------|----|-----|--------|
| DATE | OPPONENT | P/S | NO. | YDS. | AVG. | LG | TD | NO. | YDS. | AVG. | LG | TD | | |
| 09/11 | at Broncos | S | 0 | 0 | 0.0 | 0 | 0 | 0 | 0 | 0.0 | 0 | 0 | L | 21-24 |
| 09/17 | Dolphins | S | 1 | 0 | 0.0 | 0 | 0 | 0 | 0 | 0.0 | 0 | 0 | L | 17-19 |
| 09/24 | Chiefs | P | 0 | 0 | 0.0 | 0 | 0 | 0 | 0 | 0.0 | 0 | 0 | L | 10-24 |
| 10/01 | Eagles | P | 0 | 0 | 0.0 | 0 | 0 | 0 | 0 | 0.0 | 0 | 0 | L | 24-26 |
| 10/08 | at Giants | P | 0 | 0 | 0.0 | 0 | 0 | 0 | 0 | 0.0 | 0 | 0 | W | 27-22 |
| 10/15 | at Raiders | P | 0 | 0 | 0.0 | 0 | 0 | 0 | 0 | 0.0 | 0 | 0 | W | 17-16 |
| 10/22 | Broncos | P | 0 | 0 | 0.0 | 0 | 0 | 0 | 0 | 0.0 | 0 | 0 | W | 21-0 |
| 10/29 | at Patriots | S | 0 | 0 | 0.0 | 0 | 0 | 0 | 0 | 0.0 | 0 | 0 | L | 13-21 |
| 11/12 | at Jaguars | P | 0 | 0 | 0.0 | 0 | 0 | 1 | 12 | 12.0 | 12 | 0 | L | 17-20+ |
| 11/19 | Bills | P | 2 | 17 | 8.5 | 17 | 0 | 0 | 0 | 0.0 | 0 | 0 | W | 54-24 |
| 11/23 | at Cowboys | P | 0 | 0 | 0.0 | 0 | 0 | 0 | 0 | 0.0 | 0 | 0 | W | 28-6 |
| 12/03 | Browns | P | 0 | 0 | 0.0 | 0 | 0 | 0 | 0 | 0.0 | 0 | 0 | W | 19-10 |
| 12/10 | Redskins | P | 1 | 2 | 2.0 | 2 | 0 | 0 | 0 | 0.0 | 0 | 0 | W | 30-13 |
| 12/16 | at Chiefs | P | 0 | 0 | 0.0 | 0 | 0 | 0 | 0 | 0.0 | 0 | 0 | L | 13-30 |
| 12/24 | at Jets | S | 1 | 3 | 3.0 | 3 | 0 | 1 | 23 | 23.0 | 23 | 0 | W | 14-7 |
| 12/31 | Raiders | P | 1 | 2 | 2.0 | 2 | 0 | 0 | 0 | 0.0 | 0 | 0 | W | 30-10 |
| 2017 TOTALS | | | 16-4 | 6 | 24 | 4.0 | 17 | 0 | 2 | 35 | 17.5 | 23 | 0 | 9-7 |
| + - Overtime | | | | | | | | | | | | | | |

2016 GAME-BY-GAME REGULAR-SEASON STATISTICS (CHARGERS)

| DATE | OPPONENT | P/S | RUSHING | | | | | RECEIVING | | | | | W/L | SCORE |
|--------------|-------------|------|---------|------|------|----|----|-----------|------|------|----|----|------|--------|
| | | | NO. | YDS. | AVG. | LG | TD | NO. | YDS. | AVG. | LG | TD | | |
| 09/11 | at Chiefs | P | 0 | 0 | 0.0 | 0 | 0 | 0 | 0 | 0.0 | 0 | 0 | L | 27-33+ |
| 09/18 | Jaguars | S | 0 | 0 | 0.0 | 0 | 0 | 0 | 0 | 0.0 | 0 | 0 | W | 38-14 |
| 09/25 | at Colts | P | 0 | 0 | 0.0 | 0 | 0 | 1 | 6 | 6.0 | 6 | 0 | L | 22-26 |
| 10/02 | Saints | P | 0 | 0 | 0.0 | 0 | 0 | 0 | 0 | 0.0 | 0 | 0 | L | 34-35 |
| 10/09 | at Raiders | P | 1 | 2 | 2.0 | 2 | 0 | 0 | 0 | 0.0 | 0 | 0 | L | 31-34 |
| 10/13 | Broncos | P | 0 | 0 | 0.0 | 0 | 0 | 1 | 8 | 8.0 | 8 | 0 | W | 21-13 |
| 10/23 | at Falcons | P | 0 | 0 | 0.0 | 0 | 0 | 0 | 0 | 0.0 | 0 | 0 | W | 33-30+ |
| 10/30 | at Broncos | P | 0 | 0 | 0.0 | 0 | 0 | 1 | 53 | 53.0 | 53 | 0 | L | 19-27 |
| 11/06 | Titans | P | 0 | 0 | 0.0 | 0 | 0 | 0 | 0 | 0.0 | 0 | 0 | W | 43-35 |
| 11/13 | Dolphins | P | 0 | 0 | 0.0 | 0 | 0 | 0 | 0 | 0.0 | 0 | 0 | L | 24-31 |
| 11/27 | at Texans | S | 0 | 0 | 0.0 | 0 | 0 | 0 | 0 | 0.0 | 0 | 0 | W | 21-13 |
| 12/04 | Buccaneers | P | 1 | 2 | 2.0 | 2 | 0 | 0 | 0 | 0.0 | 0 | 0 | L | 21-28 |
| 12/11 | at Panthers | P | 0 | 0 | 0.0 | 0 | 0 | 0 | 0 | 0.0 | 0 | 0 | L | 16-28 |
| 12/18 | Raiders | P | 0 | 0 | 0.0 | 0 | 0 | 0 | 0 | 0.0 | 0 | 0 | L | 16-19 |
| 12/24 | at Browns | P | 0 | 0 | 0.0 | 0 | 0 | 1 | 16 | 16.0 | 16 | 0 | L | 17-20 |
| 01/01 | Chiefs | P | 0 | 0 | 0.0 | 0 | 0 | 0 | 0 | 0.0 | 0 | 0 | L | 27-37 |
| 2016 TOTALS | | 16-2 | 2 | 4 | 2.0 | 2 | 0 | 4 | 83 | 20.8 | 53 | 0 | 5-11 | |
| + - Overtime | | | | | | | | | | | | | | |



25

MI-KBL with

AHKELLO WITHERSPOON

CORNERBACK

HEIGHT: 6-2

WEIGHT: 195

COLLEGE: Colorado

BORN: March 21, 1995

BIRTHPLACE: Sacramento, CA

HOW ACQUIRED: TR 21 (SEA)

NFL EXPERIENCE: 6th year

REGULAR SEASON COMPARISON: DEFENSIVE - TAMPA BAY BUCCANEERS

| DATE | OPP | W/L | GP/GS | TACKLES | | | | ASST | SACK | YDS. | INT | TFL | PD | QBH | MISC | | |
|----------|---------|-----|-------|---------|------|--|--|------|------|------|-----|-----|----|-----|------|----|----|
| | | | | TOT | SOLO | | | | | | | | | | TD | FF | FR |
| 11/25/18 | SF @ TB | L | S | 4 | 4 | | | 0 | 0.0 | 0.0 | 0 | 0 | 0 | 0 | 0 | 0 | 0 |
| 9/8/19 | SF @ TB | W | S | 2 | 2 | | | 0 | 0.0 | 0.0 | 1 | 0 | 3 | 0 | 1 | 0 | 0 |
| TOTALS | | 1/1 | 2/2 | 6 | 6 | | | 0 | 0.0 | 0.0 | 1 | 0 | 3 | 0 | 1 | 0 | 0 |

AHKELLO WITHERSPOON'S NFL REGULAR SEASON DEFENSIVE STATISTICS

| DATE | TEAM | GP | GS | TACKLES | | | | | | | | INTERCEPTIONS | | | | O. FUMB | | | | ST | | | | MISC | | | |
|------------|----------|----|----|---------|-----|----|-----|-----|-----|-----|-----|---------------|-----|-----|----|---------|----|----|----|-----|----|---|---|------|----|---|---|
| | | | | TK | S | A | TFL | YDS | SK | YDS | QBH | NO | YDS | LG | TD | PD | FF | FR | TD | YDS | TK | S | A | FF | FR | S | A |
| 2017 | 49ers | 12 | 9 | 32 | 28 | 4 | 0 | 0 | 0.0 | 0.0 | 0 | 2 | 42 | 23 | 0 | 7 | 1 | 0 | 0 | 0 | 0 | 0 | 0 | 0 | 0 | 0 | |
| 2018 | 49ers | 14 | 12 | 37 | 30 | 7 | 0 | 0 | 0.0 | 0.0 | 0 | 0 | 0 | 0 | 4 | 0 | 0 | 0 | 0 | 0 | 0 | 0 | 1 | 0 | 0 | 0 | |
| 2019 | 49ers | 10 | 8 | 28 | 24 | 4 | 1 | 2 | 0.0 | 0.0 | 0 | 1 | 25 | 25t | 1 | 9 | 0 | 0 | 0 | 0 | 0 | 0 | 0 | 0 | 0 | 0 | |
| 2020 | 49ers | 11 | 4 | 19 | 16 | 3 | 1 | 1 | 0.0 | 0.0 | 0 | 1 | 0 | 0 | 4 | 0 | 0 | 0 | 0 | 0 | 0 | 1 | 0 | 0 | 0 | 0 | |
| 2021 | Steelers | 9 | 2 | 15 | 14 | 1 | 1 | 1 | 0.0 | 0.0 | 0 | 3 | 45 | 41 | 0 | 9 | 0 | 0 | 0 | 0 | 0 | 0 | 0 | 0 | 0 | 0 | |
| 2022 | Steelers | 3 | 3 | 15 | 12 | 3 | 0 | 0 | 0.0 | 0.0 | 0 | 1 | 0 | 0 | 0 | 2 | 0 | 0 | 0 | 0 | 0 | 0 | 0 | 0 | 0 | 0 | |
| NFL TOTALS | | 59 | 38 | 146 | 124 | 22 | 3 | 4 | 0.0 | 0.0 | 0 | 8 | 112 | 41 | 1 | 35 | 1 | 0 | 0 | 0 | 1 | 1 | 0 | 0 | 1 | 0 | 0 |

AHKELLO WITHERSPOON'S NFL POSTSEASON DEFENSIVE STATISTICS

| DATE | TEAM | GP | GS | TACKLES | | | | | | | YDS | QBH | INTERCEPTIONS | | | | O. FUMB | | | | ST | | | | MISC | | | |
|------------|----------|----|----|---------|---|---|-----|-----|-----|----|-----|-----|---------------|----|----|----|---------|----|----|-----|----|---|---|----|------|---|---|----|
| | | | | TK | S | A | TFL | YDS | SK | NO | | | YDS | LG | TD | PD | FF | FR | TD | YDS | TK | S | A | FF | FR | S | A | FF |
| 2019 | 49ers | 3 | 1 | 1 | 1 | 0 | 0 | 0.0 | 0.0 | 0 | 0 | 0 | 0 | 0 | 0 | 0 | 0 | 3 | 1 | 2 | 0 | 0 | 0 | 0 | 0 | 0 | 0 | |
| 2021 | Steelers | 1 | 1 | 2 | 2 | 0 | 0 | 0.0 | 0.0 | 0 | 0 | 0 | 0 | 0 | 0 | 0 | 0 | 0 | 0 | 0 | 0 | 0 | 0 | 0 | 0 | 0 | | |
| NFL TOTALS | | 4 | 2 | 3 | 3 | 0 | 0 | 0.0 | 0.0 | 0 | 0 | 0 | 0 | 0 | 0 | 0 | 0 | 3 | 1 | 2 | 0 | 0 | 0 | 0 | 0 | 0 | 0 | |

SINGLE-GAME HIGHS: DEFENSIVE

- Total Tackles

8 at Cincinnati Bengals, Sep 11, 2022

7 at Arizona Cardinals, Dec 26, 2020

Solo Tackles

7 at Arizona Cardinals, Dec 26, 2020

6 at Cincinnati Bengals, Sep 11, 2022

3 vs. Cleveland Browns, Jan 03, 2022

3 at Minnesota Vikings, Dec 09, 2021

...1 more at 3.

Forced Fumbles

1 at Los Angeles Rams, Dec 31, 2017

Tackles For Loss

1 at Cincinnati Bengals, Nov 28, 2021

1 at Arizona Cardinals, Dec 26, 2020

...1 more at 1.
- Interceptions

2 at Minnesota Vikings, Dec 09, 2021

1 at Cincinnati Bengals, Sep 11, 2022

...5 more at 1.

Interception Return Yards

45 at Minnesota Vikings, Dec 09, 2021

25 at Tampa Bay Buccaneers, Sep 08, 2019

Special Teams Tackles

1 at New England Patriots, Oct 25, 2020

Special Teams Fumble Recoveries

1 at Minnesota Vikings, Sep 09, 2018

SINGLE-GAME HIGHS - POSTSEASON: DEFENSIVE

- Total Tackles

2 at Kansas City Chiefs, Jan 16, 2022

1 vs. Minnesota Vikings, Jan 11, 2020

Solo Tackles

2 at Kansas City Chiefs, Jan 16, 2022

1 vs. Minnesota Vikings, Jan 11, 2020
- Special Teams Tackles

2 vs. Green Bay Packers, Jan 19, 2020

1 at Kansas City Chiefs, Feb 02, 2020

2022 GAME-BY-GAME REGULAR-SEASON STATISTICS (STEELERS)

| DATE | OPPONENT | P/S | TACKLES | | | | | | | INTERCEPTIONS | | | | O. FUMB | | | | ST | | | | MISC | | W/L | SCORE |
|-------------|------------|-----|---------|----|---|-----|-----|-----|-----|---------------|------------------|-----|----|---------|----|----|----|----|-----|---|---|------|----|-----|--------|
| | | | TK | S | A | SK | YDS | TFL | YDS | QBH | NO | YDS | LG | TD | PD | FF | FR | TD | YDS | S | A | FF | FR | | |
| 09/11 | at Bengals | S | 8 | 6 | 2 | 0.0 | 0.0 | 0 | 0 | 0 | 1 | 0 | 0 | 0 | 1 | 0 | 0 | 0 | 0 | 0 | 0 | 0 | 0 | W | 23-20+ |
| 09/18 | Patriots | S | 2 | 2 | 0 | 0.0 | 0.0 | 0 | 0 | 0 | 0 | 0 | 0 | 0 | 0 | 0 | 0 | 0 | 0 | 0 | 0 | 0 | 0 | L | 14-17 |
| 09/22 | at Browns | S | 5 | 4 | 1 | 0.0 | 0.0 | 0 | 0 | 0 | 0 | 0 | 0 | 0 | 1 | 0 | 0 | 0 | 0 | 0 | 0 | 0 | 0 | L | 17-29 |
| 10/02 | Jets | | | | | | | | | | ON INACTIVE LIST | | | | | | | | | | | | | L | 20-24 |
| 10/09 | at Bills | | | | | | | | | | ON INACTIVE LIST | | | | | | | | | | | | | L | 3-38 |
| 2022 TOTALS | | 3-3 | 15 | 12 | 3 | 0.0 | 0.0 | 0 | 0 | 0 | 1 | 0 | 0 | 0 | 2 | 0 | 0 | 0 | 0 | 0 | 0 | 0 | 0 | 1-4 | |

+ - Overtime

2021 GAME-BY-GAME REGULAR-SEASON STATISTICS (STEELERS)

| | | | TACKLES | | | | | | | | INTERCEPTIONS | | | | | | FUMB | | | | ST | | | | MISC | | | | | |
|--------------|-------------|-----|---------|----|---|-----|-----|-----|-----|-----|---------------|------------------|----|----|----|----|------|----|-----|----|----|---|----|----|------|---|-------|--------|---|--------|
| DATE | OPPONENT | P/S | TK | S | A | SK | YDS | TFL | YDS | QBH | NO | YDS | LG | TD | PD | FF | FR | TD | YDS | TK | S | A | FF | FR | S | A | W/L | SCORE | | |
| 09/12 | at Bills | | | | | | | | | | | ON INACTIVE LIST | | | | | | | | | | | | | | | | | W | 23-16 |
| 09/19 | Raiders | P | 0 | 0 | 0 | 0.0 | 0.0 | 0 | 0 | 0 | 0 | 0 | 0 | 0 | 0 | 0 | 0 | 0 | 0 | 0 | 0 | 0 | 0 | 0 | 0 | 0 | L | 17-26 | | |
| 09/26 | Bengals | | | | | | | | | | | ON INACTIVE LIST | | | | | | | | | | | | | | | | | L | 10-24 |
| 10/03 | at Packers | | | | | | | | | | | ON INACTIVE LIST | | | | | | | | | | | | | | | | | L | 17-27 |
| 10/10 | Broncos | | | | | | | | | | | ON INACTIVE LIST | | | | | | | | | | | | | | | | | W | 27-19 |
| 10/17 | Seahawks | | | | | | | | | | | ON INACTIVE LIST | | | | | | | | | | | | | | | | | W | 23-20+ |
| 10/31 | at Browns | | | | | | | | | | | ON INACTIVE LIST | | | | | | | | | | | | | | | | | W | 15-10 |
| 11/08 | Bears | | | | | | | | | | | ON INACTIVE LIST | | | | | | | | | | | | | | | | | W | 29-27 |
| 11/14 | Lions | | | | | | | | | | | ON INACTIVE LIST | | | | | | | | | | | | | | | | | T | 16-16 |
| 11/21 | at Chargers | P | 2 | 2 | 0 | 0.0 | 0.0 | 0 | 0 | 0 | 0 | 0 | 0 | 0 | 0 | 0 | 0 | 0 | 0 | 0 | 0 | 0 | 0 | 0 | 0 | 0 | L | 37-41 | | |
| 11/28 | at Bengals | P | 1 | 1 | 0 | 0.0 | 0.0 | 1 | 1 | 0 | 0 | 0 | 0 | 0 | 1 | 0 | 0 | 0 | 0 | 0 | 0 | 0 | 0 | 0 | 0 | 0 | L | 10-41 | | |
| 12/05 | Ravens | P | 5 | 5 | 0 | 0.0 | 0.0 | 0 | 0 | 0 | 0 | 0 | 0 | 0 | 1 | 0 | 0 | 0 | 0 | 0 | 0 | 0 | 0 | 0 | 0 | 0 | W | 20-19 | | |
| 12/09 | at Vikings | P | 4 | 4 | 0 | 0.0 | 0.0 | 0 | 0 | 0 | 2 | 45 | 41 | 0 | 3 | 0 | 0 | 0 | 0 | 0 | 0 | 0 | 0 | 0 | 0 | 0 | L | 28-36 | | |
| 12/19 | Titans | S | 2 | 2 | 0 | 0.0 | 0.0 | 0 | 0 | 0 | 0 | 0 | 0 | 0 | 0 | 0 | 0 | 0 | 0 | 0 | 0 | 0 | 0 | 0 | 0 | 0 | W | 19-13 | | |
| 12/26 | at Jets | P | 0 | 0 | 0 | 0.0 | 0.0 | 0 | 0 | 0 | 0 | 0 | 0 | 0 | 0 | 0 | 0 | 0 | 0 | 0 | 0 | 0 | 0 | 0 | 0 | 0 | W | 10-30 | | |
| 01/03 | Browns | P | 0 | 0 | 0 | 0.0 | 0.0 | 0 | 0 | 0 | 1 | 0 | 0 | 0 | 3 | 0 | 0 | 0 | 0 | 0 | 0 | 0 | 0 | 0 | 0 | 0 | W | 26-14 | | |
| 01/09 | at Ravens | S | 1 | 0 | 1 | 0.0 | 0.0 | 0 | 0 | 0 | 0 | 0 | 0 | 0 | 0 | 0 | 0 | 0 | 0 | 0 | 0 | 0 | 0 | 0 | 0 | 0 | W | 16-13+ | | |
| 2021 TOTALS | | 9-2 | 15 | 14 | 1 | 0.0 | 0.0 | 1 | 1 | 0 | 3 | 45 | 41 | 0 | 9 | 0 | 0 | 0 | 0 | 0 | 0 | 0 | 0 | 0 | 0 | 0 | 9-7-1 | | | |
| + : Overtime | | | | | | | | | | | | | | | | | | | | | | | | | | | | | | |

2020 GAME-BY-GAME REGULAR-SEASON STATISTICS (49ERS)

| DATE | OPPONENT | P/S | TACKLES | | | | | | | INTERCEPTIONS | | | | O. FUMB | | | ST | | | MISC | | W/L | SCORE | | | | | |
|-------------|---------------|------|------------------|----|---|-----|-----|-----|-----|---------------|----|-----|----|---------|----|----|----|----|-----|------|---|-----|-------|---|----|------|-------|-------|
| | | | TK | S | A | SK | YDS | TFL | YDS | QBH | NO | YDS | LG | TD | PD | FF | FR | TD | YDS | TK | S | | | A | FF | FR | S | A |
| 09/13 | Cardinals | P | 1 | 1 | 0 | 0.0 | 0.0 | 0 | 0 | 0 | 0 | 0 | 0 | 0 | 0 | 0 | 0 | 0 | 0 | 0 | 0 | 0 | 0 | 0 | 0 | L | 20-24 | |
| 09/20 | at Jets | S | 5 | 3 | 2 | 0.0 | 0.0 | 0 | 0 | 0 | 0 | 0 | 0 | 0 | 0 | 0 | 0 | 0 | 0 | 0 | 0 | 0 | 0 | 0 | 0 | W | 31-13 | |
| 09/27 | at Giants | | ON INACTIVE LIST | | | | | | | | | | | | | | | | | | | | | | | | W | 36-9 |
| 10/04 | Eagles | | ON INACTIVE LIST | | | | | | | | | | | | | | | | | | | | | | | | L | 20-25 |
| 10/11 | Dolphins | P | 3 | 2 | 1 | 0.0 | 0.0 | 0 | 0 | 0 | 0 | 0 | 0 | 0 | 0 | 0 | 0 | 0 | 0 | 0 | 0 | 0 | 0 | 0 | 0 | L | 17-43 | |
| 10/18 | Rams | P | 0 | 0 | 0 | 0.0 | 0.0 | 0 | 0 | 0 | 0 | 0 | 0 | 0 | 0 | 0 | 0 | 0 | 0 | 0 | 0 | 0 | 0 | 0 | 0 | W | 24-16 | |
| 10/25 | at Patriots | P | 0 | 0 | 0 | 0.0 | 0.0 | 0 | 0 | 0 | 0 | 0 | 0 | 0 | 0 | 0 | 0 | 0 | 0 | 1 | 1 | 0 | 0 | 0 | 0 | W | 33-6 | |
| 11/01 | at Seahawks | P | 0 | 0 | 0 | 0.0 | 0.0 | 0 | 0 | 0 | 0 | 0 | 0 | 0 | 0 | 0 | 0 | 0 | 0 | 0 | 0 | 0 | 0 | 0 | 0 | L | 27-37 | |
| 11/05 | Packers | | INACTIVE | | | | | | | | | | | | | | | | | | | | | | | | L | 17-34 |
| 11/15 | at Saints | | ON INACTIVE LIST | | | | | | | | | | | | | | | | | | | | | | | | L | 13-27 |
| 11/29 | at Rams | | INACTIVE | | | | | | | | | | | | | | | | | | | | | | | | W | 23-20 |
| 12/07 | Bills | P | 0 | 0 | 0 | 0.0 | 0.0 | 0 | 0 | 0 | 0 | 0 | 0 | 0 | 0 | 0 | 0 | 0 | 0 | 0 | 0 | 0 | 0 | 0 | 0 | L | 24-34 | |
| 12/13 | Football Team | P | 1 | 1 | 0 | 0.0 | 0.0 | 0 | 0 | 0 | 0 | 0 | 0 | 0 | 0 | 0 | 0 | 0 | 0 | 0 | 0 | 0 | 0 | 0 | 0 | L | 15-23 | |
| 12/20 | at Cowboys | S | 1 | 1 | 0 | 0.0 | 0.0 | 0 | 0 | 0 | 0 | 0 | 0 | 2 | 0 | 0 | 0 | 0 | 0 | 0 | 0 | 0 | 0 | 0 | 0 | L | 33-41 | |
| 12/26 | at Cardinals | S | 7 | 7 | 0 | 0.0 | 0.0 | 1 | 1 | 0 | 1 | 0 | 0 | 0 | 1 | 0 | 0 | 0 | 0 | 0 | 0 | 0 | 0 | 0 | 0 | W | 20-12 | |
| 01/03 | Seahawks | S | 1 | 1 | 0 | 0.0 | 0.0 | 0 | 0 | 0 | 0 | 0 | 0 | 1 | 0 | 0 | 0 | 0 | 0 | 0 | 0 | 0 | 0 | 0 | 0 | L | 23-26 | |
| 2020 TOTALS | | 11-4 | 19 | 16 | 3 | 0.0 | 0.0 | 1 | 1 | 0 | 1 | 0 | 0 | 4 | 0 | 0 | 0 | 0 | 1 | 1 | 0 | 0 | 0 | 0 | 0 | 6-10 | | |

2019 GAME-BY-GAME REGULAR-SEASON STATISTICS (49ERS)


[illegible]

2018 GAME-BY-GAME REGULAR-SEASON STATISTICS (49ERS)

[illegible]

2017 GAME-BY-GAME REGULAR-SEASON STATISTICS (49ERS)

| DATE | OPPONENT | P/S | TACKLES | | | | | | | INTERCEPTIONS | | | | | O. FUMB | | | | ST | | | | MISC | | W/L | SCORE | | |
|--------------|--------------|-----|---------|----|----|-----|-----|-----|-----|---------------|------------------|-----|----|----|---------|----|----|----|-----|----|---|---|------|----|-----|-------|------|--------|
| | | | TK | S | A | SK | YDS | TFL | YDS | QBH | NO | YDS | LG | TD | PD | FF | FR | TD | YDS | TK | S | A | FF | FR | | | S | A |
| 09/10 | Panthers | | | | | | | | | | INACTIVE | | | | | | | | | | | | | | | | L | 3-23 |
| 09/17 | at Seahawks | | | | | | | | | | ON INACTIVE LIST | | | | | | | | | | | | | | | | L | 9-12 |
| 09/21 | Rams | | | | | | | | | | ON INACTIVE LIST | | | | | | | | | | | | | | | | L | 39-41 |
| 10/01 | at Cardinals | | | | | | | | | | INACTIVE | | | | | | | | | | | | | | | | L | 15-18+ |
| 10/08 | at Colts | P | 1 | 1 | 0 | 0.0 | 0.0 | 0 | 0 | 0 | 0 | 0 | 0 | 0 | 0 | 0 | 0 | 0 | 0 | 0 | 0 | 0 | 0 | 0 | 0 | 0 | L | 23-26+ |
| 10/15 | at Redskins | P | 2 | 1 | 1 | 0.0 | 0.0 | 0 | 0 | 0 | 0 | 0 | 0 | 0 | 0 | 0 | 0 | 0 | 0 | 0 | 0 | 0 | 0 | 0 | 0 | 0 | L | 24-26 |
| 10/22 | Cowboys | P | 3 | 3 | 0 | 0.0 | 0.0 | 0 | 0 | 0 | 0 | 0 | 0 | 0 | 0 | 0 | 0 | 0 | 0 | 0 | 0 | 0 | 0 | 0 | 0 | 0 | L | 10-40 |
| 10/29 | at Eagles | S | 3 | 3 | 0 | 0.0 | 0.0 | 0 | 0 | 0 | 1 | 19 | 19 | 0 | 1 | 0 | 0 | 0 | 0 | 0 | 0 | 0 | 0 | 0 | 0 | 0 | L | 10-33 |
| 11/05 | Cardinals | S | 4 | 3 | 1 | 0.0 | 0.0 | 0 | 0 | 0 | 0 | 0 | 0 | 0 | 0 | 0 | 0 | 0 | 0 | 0 | 0 | 0 | 0 | 0 | 0 | 0 | L | 10-20 |
| 11/12 | Giants | S | 3 | 3 | 0 | 0.0 | 0.0 | 0 | 0 | 0 | 0 | 0 | 0 | 0 | 1 | 0 | 0 | 0 | 0 | 0 | 0 | 0 | 0 | 0 | 0 | 0 | W | 31-21 |
| 11/26 | Seahawks | S | 1 | 1 | 0 | 0.0 | 0.0 | 0 | 0 | 0 | 0 | 0 | 0 | 0 | 1 | 0 | 0 | 0 | 0 | 0 | 0 | 0 | 0 | 0 | 0 | 0 | L | 13-24 |
| 12/03 | at Bears | S | 1 | 1 | 0 | 0.0 | 0.0 | 0 | 0 | 0 | 0 | 0 | 0 | 0 | 0 | 0 | 0 | 0 | 0 | 0 | 0 | 0 | 0 | 0 | 0 | 0 | W | 15-14 |
| 12/10 | at Texans | S | 3 | 2 | 1 | 0.0 | 0.0 | 0 | 0 | 0 | 0 | 0 | 0 | 0 | 0 | 0 | 0 | 0 | 0 | 0 | 0 | 0 | 0 | 0 | 0 | 0 | W | 26-16 |
| 12/17 | Titans | S | 4 | 4 | 0 | 0.0 | 0.0 | 0 | 0 | 0 | 0 | 0 | 0 | 0 | 1 | 0 | 0 | 0 | 0 | 0 | 0 | 0 | 0 | 0 | 0 | 0 | W | 25-23 |
| 12/24 | Jaguars | S | 3 | 2 | 1 | 0.0 | 0.0 | 0 | 0 | 0 | 1 | 23 | 23 | 0 | 2 | 0 | 0 | 0 | 0 | 0 | 0 | 0 | 0 | 0 | 0 | 0 | W | 44-33 |
| 12/31 | at Rams | S | 4 | 4 | 0 | 0.0 | 0.0 | 0 | 0 | 0 | 0 | 0 | 0 | 0 | 1 | 1 | 0 | 0 | 0 | 0 | 0 | 0 | 0 | 0 | 0 | 0 | W | 34-13 |
| 2017 TOTALS | | | 12-9 | 32 | 28 | 4 | 0.0 | 0.0 | 0 | 0 | 0 | 2 | 42 | 23 | 0 | 7 | 1 | 0 | 0 | 0 | 0 | 0 | 0 | 0 | 0 | 0 | 6-10 | |
| + - Overtime | | | | | | | | | | | | | | | | | | | | | | | | | | | | |



95

CHRIS WORMLEY
DEFENSIVE LINEMAN

HEIGHT: 6-5
WEIGHT: 300
COLLEGE: Michigan
BORN: October 25, 1993

BIRTHPLACE: Toledo, OH
HOW ACQUIRED: TR 20 (BAL)
NFL EXPERIENCE: 8th year

COMMUNITY

- ♦ Partnered with the Educational Partnership to provide school supplies to Pittsburgh Mifflin Elementary
- ♦ Promotes the importance of reading by going to schools (physically and virtually) to read to them.

REGULAR SEASON COMPARISON: DEFENSIVE - TAMPA BAY BUCCANEERS

| DATE | OPP | W/L | GP/GS | TACKLES | | | | ASST | SACK | YDS. | INT | TFL | PD | QBH | TD | MISC | | |
|----------|------------|-----|-------|---------|------|--|--|------|------|------|-----|-----|----|-----|----|------|----|---|
| | | | | TOT | SOLO | | | | | | | | | | | FF | FR | |
| 12/16/18 | BLT vs. TB | W | P | 2 | 1 | | | 1 | 0.0 | 0.0 | 0 | 0 | 0 | 0 | 0 | 0 | 0 | 0 |
| TOTALS | | 1/0 | 1/0 | 2 | 1 | | | 1 | 0.0 | 0.0 | 0 | 0 | 0 | 0 | 0 | 0 | 0 | 0 |

CHRIS WORMLEY'S NFL REGULAR SEASON DEFENSIVE STATISTICS

| DATE | TEAM | GP | GS | TACKLES | | | | | | | INTERCEPTIONS | | | | O. FUMB | | | | ST | | | MISC | | | |
|------------|----------|----|----|---------|----|----|-----|-----|------|------|---------------|----|-----|----|---------|----|----|----|----|-----|----|------|---|----|----|
| | | | | TK | S | A | TFL | YDS | SK | YDS | QBH | NO | YDS | LG | TD | PD | FF | FR | TD | YDS | TK | S | A | FF | FR |
| 2017 | Ravens | 7 | 2 | 5 | 5 | 0 | 0 | 0 | 0.0 | 0.0 | 1 | 0 | 0 | 0 | 0 | 0 | 0 | 0 | 0 | 0 | 0 | 0 | 0 | 0 | 0 |
| 2018 | Ravens | 16 | 6 | 16 | 13 | 3 | 2 | 7 | 1.0 | 6.0 | 2 | 0 | 0 | 0 | 5 | 0 | 0 | 0 | 0 | 0 | 0 | 0 | 0 | 0 | 0 |
| 2019 | Ravens | 16 | 7 | 33 | 17 | 16 | 2 | 9 | 1.5 | 7.0 | 6 | 0 | 0 | 0 | 2 | 0 | 0 | 0 | 0 | 0 | 0 | 0 | 0 | 0 | 0 |
| 2020 | Steelers | 13 | 1 | 8 | 3 | 5 | 1 | 9 | 1.0 | 9.0 | 3 | 0 | 0 | 0 | 0 | 0 | 0 | 0 | 0 | 0 | 0 | 0 | 0 | 0 | 0 |
| 2021 | Steelers | 15 | 14 | 51 | 29 | 22 | 6 | 47 | 7.0 | 55.5 | 10 | 0 | 0 | 0 | 3 | 1 | 0 | 0 | 0 | 0 | 0 | 0 | 0 | 0 | 0 |
| 2022 | Steelers | 5 | 0 | 14 | 6 | 8 | 2 | 4 | 0.0 | 0.0 | 0 | 0 | 0 | 0 | 0 | 0 | 0 | 0 | 0 | 0 | 0 | 0 | 0 | 0 | 0 |
| NFL TOTALS | | 72 | 30 | 127 | 73 | 54 | 13 | 76 | 10.5 | 77.5 | 22 | 0 | 0 | 0 | 10 | 1 | 0 | 0 | 0 | 0 | 0 | 0 | 0 | 0 | 0 |

CHRIS WORMLEY'S NFL POSTSEASON DEFENSIVE STATISTICS

| DATE | TEAM | GP | GS | TACKLES | | | | | | | | INTERCEPTIONS | | | | O. FUMB | | | | ST | | | | MISC | |
|------------|----------|----|----|---------|---|---|-----|-----|-----|-----|-----|---------------|-----|----|----|---------|----|----|----|-----|----|---|---|------|----|
| | | | | TK | S | A | TFL | YDS | SK | YDS | QBH | NO | YDS | LG | TD | PD | FF | FR | TD | YDS | TK | S | A | FF | FR |
| 2018 | Ravens | 1 | 0 | 2 | 2 | 0 | 0 | 0 | 0.0 | 0.0 | 0 | 0 | 0 | 0 | 0 | 0 | 0 | 0 | 0 | 0 | 0 | 0 | 0 | 0 | 0 |
| 2019 | Ravens | 1 | 1 | 3 | 2 | 1 | 0 | 0 | 0.0 | 0.0 | 0 | 0 | 0 | 0 | 0 | 0 | 0 | 0 | 0 | 0 | 0 | 0 | 0 | 0 | 0 |
| 2020 | Steelers | 1 | 0 | 0 | 0 | 0 | 0 | 0 | 0.0 | 0.0 | 0 | 0 | 0 | 0 | 0 | 0 | 0 | 0 | 0 | 0 | 0 | 0 | 0 | 0 | 0 |
| 2021 | Steelers | 1 | 1 | 2 | 2 | 0 | 1 | 1 | 0.0 | 0.0 | 1 | 0 | 0 | 0 | 0 | 0 | 0 | 0 | 0 | 0 | 0 | 0 | 0 | 0 | 0 |
| NFL TOTALS | | 4 | 2 | 7 | 6 | 1 | 1 | 1 | 0.0 | 0.0 | 1 | 0 | 0 | 0 | 0 | 0 | 0 | 0 | 0 | 0 | 0 | 0 | 0 | 0 | 0 |

SINGLE-GAME HIGHS: DEFENSIVE

| | | | |
|---------------|--|------------------|---|
| Total Tackles | 7 at Baltimore Ravens, Jan 09, 2022 5 at Cleveland Browns, Sep 22, 2022 ...3 more at 5. | Passes Defensed | 2 vs. Buffalo Bills, Sep 09, 2018 1 at Baltimore Ravens, Jan 09, 2022 ...7 more at 1. |
| Solo Tackles | 4 vs. Tennessee Titans, Dec 19, 2021 3 at Baltimore Ravens, Jan 09, 2022 ...7 more at 3. | Forced Fumbles | 1 at Green Bay Packers, Oct 03, 2021 |
| Sacks | 2.5 vs. Baltimore Ravens, Dec 05, 2021 1.0 at Baltimore Ravens, Jan 09, 2022 ...6 more at 1.0. | Tackles For Loss | 2 vs. Baltimore Ravens, Dec 05, 2021 2 at Cincinnati Bengals, Nov 10, 2019 |

SINGLE-GAME HIGHS - POSTSEASON: DEFENSIVE

| | | | |
|---------------|---|------------------|---------------------------------------|
| Total Tackles | 3 vs. Tennessee Titans, Jan 11, 2020 2 at Kansas City Chiefs, Jan 16, 2022 2 vs. Los Angeles Chargers, Jan 06, 2019 | Tackles For Loss | 1 at Kansas City Chiefs, Jan 16, 2022 |
| Solo Tackles | 2 at Kansas City Chiefs, Jan 16, 2022 2 vs. Tennessee Titans, Jan 11, 2020 2 vs. Los Angeles Chargers, Jan 06, 2019 | | |

2022 GAME-BY-GAME REGULAR-SEASON STATISTICS (STEELERS)

| DATE | OPPONENT | P/S | TACKLES | | | | | | | | INTERCEPTIONS | | | | O. FUMB | | | ST | | | MISC | | W/L | SCORE | | | | | | |
|--------------|------------|-----|---------|---|----|-----|-----|-----|-----|-----|---------------|-----|----|----|---------|----|----|----|-----|----|------|---|-----|-------|----|----|----|-----|--------|---|
| | | | TK | S | A | SK | YDS | TFL | YDS | QBH | NO | YDS | LG | TD | PD | FF | FR | TD | YDS | TK | S | A | | | FF | FR | TD | YDS | TK | S |
| 09/11 | at Bengals | P | 3 | 1 | 2 | 0.0 | 0.0 | 1 | 1 | 0 | 0 | 0 | 0 | 0 | 0 | 0 | 0 | 0 | 0 | 0 | 0 | 0 | 0 | 0 | 0 | 0 | 0 | W | 23-20+ | |
| 09/18 | Patriots | P | 2 | 1 | 1 | 0.0 | 0.0 | 0 | 0 | 0 | 0 | 0 | 0 | 0 | 0 | 0 | 0 | 0 | 0 | 0 | 0 | 0 | 0 | 0 | 0 | 0 | 0 | L | 14-17 | |
| 09/22 | at Browns | P | 5 | 2 | 3 | 0.0 | 0.0 | 0 | 0 | 0 | 0 | 0 | 0 | 0 | 0 | 0 | 0 | 0 | 0 | 0 | 0 | 0 | 0 | 0 | 0 | 0 | 0 | L | 17-29 | |
| 10/02 | Jets | P | 4 | 2 | 2 | 0.0 | 0.0 | 1 | 3 | 0 | 0 | 0 | 0 | 0 | 0 | 0 | 0 | 0 | 0 | 0 | 0 | 0 | 0 | 0 | 0 | 0 | 0 | L | 20-24 | |
| 10/09 | at Bills | P | 0 | 0 | 0 | 0.0 | 0.0 | 0 | 0 | 0 | 0 | 0 | 0 | 0 | 0 | 0 | 0 | 0 | 0 | 0 | 0 | 0 | 0 | 0 | 0 | 0 | 0 | L | 3-38 | |
| 2022 TOTALS | | | 5-0 | | 14 | 6 | 8 | 0.0 | 0.0 | 2 | 4 | 0 | 0 | 0 | 0 | 0 | 0 | 0 | 0 | 0 | 0 | 0 | 0 | 0 | 0 | 0 | 0 | 0 | 1-4 | |
| + - Overtime | | | | | | | | | | | | | | | | | | | | | | | | | | | | | | |

2021 GAME-BY-GAME REGULAR-SEASON STATISTICS (STEELERS)

[illegible]

2020 GAME-BY-GAME REGULAR-SEASON STATISTICS (STEELERS)

[illegible]

2019 GAME-BY-GAME REGULAR-SEASON STATISTICS (RAVENS)

[illegible]

2018 GAME-BY-GAME REGULAR-SEASON STATISTICS (RAVENS)

[illegible]

2017 GAME-BY-GAME REGULAR-SEASON STATISTICS (RAVENS)

| DATE | OPPONENT | P/S | TACKLES | | | | | | | INTERCEPTIONS | | | | | O. FUMB | | | | ST | | | | MISC | | W/L | SCORE | | | |
|--------------|-------------|-----|---------|---|---|-----|-----|-----|-----|---------------|----|-----|----|----|---------|----|----|----|-----|----|---|---|------|----|-----|-------|-------|--------|--|
| | | | TK | S | A | SK | YDS | TFL | YDS | QBH | NO | YDS | LG | TD | PD | FF | FR | TD | YDS | TK | S | A | FF | FR | | | S | A | |
| 09/10 | at Bengals | | | | | | | | | | | | | | | | | | | | | | | | | W | 20-0 | | |
| 09/17 | Browns | | | | | | | | | | | | | | | | | | | | | | | | | W | 24-10 | | |
| 09/24 | at Jaguars | | | | | | | | | | | | | | | | | | | | | | | | | L | 7-44 | | |
| 10/01 | Steelers | | | | | | | | | | | | | | | | | | | | | | | | | L | 9-26 | | |
| 10/08 | at Raiders | P | 1 | 1 | 0 | 0.0 | 0.0 | 0 | 0 | 0 | 0 | 0 | 0 | 0 | 0 | 0 | 0 | 0 | 0 | 0 | 0 | 0 | 0 | 0 | 0 | 0 | W | 30-17 | |
| 10/15 | Bears | S | 2 | 2 | 0 | 0.0 | 0.0 | 0 | 0 | 1 | 0 | 0 | 0 | 0 | 0 | 0 | 0 | 0 | 0 | 0 | 0 | 0 | 0 | 0 | 0 | 0 | L | 24-27+ | |
| 10/22 | at Vikings | S | 1 | 1 | 0 | 0.0 | 0.0 | 0 | 0 | 0 | 0 | 0 | 0 | 0 | 0 | 0 | 0 | 0 | 0 | 0 | 0 | 0 | 0 | 0 | 0 | 0 | L | 16-24 | |
| 10/26 | Dolphins | P | 1 | 1 | 0 | 0.0 | 0.0 | 0 | 0 | 0 | 0 | 0 | 0 | 0 | 0 | 0 | 0 | 0 | 0 | 0 | 0 | 0 | 0 | 0 | 0 | 0 | W | 40-0 | |
| 11/05 | at Titans | P | 0 | 0 | 0 | 0.0 | 0.0 | 0 | 0 | 0 | 0 | 0 | 0 | 0 | 0 | 0 | 0 | 0 | 0 | 0 | 0 | 0 | 0 | 0 | 0 | 0 | L | 20-23 | |
| 11/19 | at Packers | | | | | | | | | | | | | | | | | | | | | | | | | W | 23-0 | | |
| 11/27 | Texans | | | | | | | | | | | | | | | | | | | | | | | | | W | 23-16 | | |
| 12/03 | Lions | | | | | | | | | | | | | | | | | | | | | | | | | W | 44-20 | | |
| 12/10 | at Steelers | P | 0 | 0 | 0 | 0.0 | 0.0 | 0 | 0 | 0 | 0 | 0 | 0 | 0 | 0 | 0 | 0 | 0 | 0 | 0 | 0 | 0 | 0 | 0 | 0 | 0 | L | 38-39 | |
| 12/17 | at Browns | | | | | | | | | | | | | | | | | | | | | | | | | W | 27-10 | | |
| 12/23 | Colts | | | | | | | | | | | | | | | | | | | | | | | | | W | 23-16 | | |
| 12/31 | Bengals | P | 0 | 0 | 0 | 0.0 | 0.0 | 0 | 0 | 0 | 0 | 0 | 0 | 0 | 0 | 0 | 0 | 0 | 0 | 0 | 0 | 0 | 0 | 0 | 0 | 0 | L | 27-31 | |
| 2017 TOTALS | | | 7-2 | 5 | 5 | 0 | 0.0 | 0.0 | 0 | 0 | 1 | 0 | 0 | 0 | 0 | 0 | 0 | 0 | 0 | 0 | 0 | 0 | 0 | 0 | 0 | 0 | 9-7 | | |
| + - Overtime | | | | | | | | | | | | | | | | | | | | | | | | | | | | | |

PITTSBURGH STEELERS / REGULAR SEASON WEEK 18 / THROUGH SUNDAY, JANUARY 9, 2022

| WON 1, LOST 4 | | | | MIKE TOMLIN (5 GAMES) | |
|---------------|---|------------|---------------|-----------------------|--|
| 09/11 | W | 23-20 (OT) | at Cincinnati | 65,841 | |
| 09/19 | L | 14-17 | New England | 67,307 | |
| 09/22 | L | 17-29 | at Cleveland | 67,431 | |
| 10/02 | L | 20-24 | N.Y. Jets | 66,578 | |
| 10/09 | L | 3-38 | at Buffalo | 70,764 | |

| 2022 TEAM STATISTICS | | | | |
|---------------------------|------------------------|---------|---------|--|
| | | PIT | OPP | |
| FIRST DOWNS | Rushing | 92 | 112 | |
| | Passing | 27 | 32 | |
| | Penalty | 59 | 71 | |
| | Third Down-Made/Att | 24/66 | 34/77 | |
| | Third Down Efficiency | 36.4% | 46.6% | |
| | Fourth Down-Made/Att | 1/4 | 5/8 | |
| | Fourth Down Efficiency | 25.0% | 62.5% | |
| TOTAL NET YARDS | | 1,479 | 2,084 | |
| | Avg. Per Game | 295.8 | 416.8 | |
| | Total Plays | 306 | 352 | |
| | Avg. Per Play | 4.8 | 5.9 | |
| NET YARDS RUSHING | | 443 | 646 | |
| | Avg. Per Game | 88.6 | 129.2 | |
| | Total Rushes | 114 | 150 | |
| | Avg. Per Rush | 3.9 | 4.3 | |
| NET YARDS PASSING | | 1,036 | 1,438 | |
| | Avg. Per Game | 207.2 | 287.6 | |
| | Sacked/Yards Lost | 11/64 | 10/58 | |
| | Gross Yards | 1,100 | 1,496 | |
| | Attempts/Completions | 181/113 | 192/116 | |
| | Pct. of Completion | 62.4% | 60.4% | |
| | Had Intercepted | 6 | 8 | |
| PUNTS/AVERAGE | | 25/45.1 | 19/45.9 | |
| | Net Punting Average | 41.0 | 37.7 | |
| PUNT RETURN/AVG. | | 57/2 | 106/3 | |
| KICKOFF RETURN/AVG. | | 5/9.0 | 8/20.3 | |
| INTERCEPTION RETURN/AVG. | | 8/13.0 | 6/2.8 | |
| PENALTIES/YARDS | | 30/213 | 28/198 | |
| FUMBLES/BALL LOST | | 7/3 | 4/2 | |
| TOUCHDOWNS | | 7 | 16 | |
| | Rushing | 4 | 4 | |
| | Passing | 2 | 11 | |
| | Returns | 1 | 1 | |
| EXTRA POINTS/ATTEMPTS | | 6/6 | 12/14 | |
| TWO POINT CONVERSION/ATT. | | 1/1 | 1/1 | |
| FIELD GOALS/ATTEMPTS | | 9/13 | 6/9 | |
| AVG. TIME OF POSSESSION | | 27:48 | 32:12 | |

| # RUSHING | NO. | YDS | AVG | LONG | TD |
|--------------|-----|-----|-----|------|----|
| N. Harris | 69 | 222 | 3.2 | 16 | 1 |
| J. Warren | 19 | 94 | 4.9 | 14 | 0 |
| C. Claypool | 7 | 47 | 6.7 | 15 | 0 |
| K. Pickett | 7 | 25 | 3.6 | 10 | 2 |
| M. Trubisky | 7 | 24 | 3.4 | 7 | 1 |
| G. Olszewski | 2 | 18 | 9.0 | 18 | 0 |
| D. Johnson | 2 | 11 | 5.5 | 8 | 0 |
| D. Watt | 1 | 2 | 2.0 | 2 | 0 |
| TEAM | 114 | 443 | 3.9 | 18 | 4 |
| OPPONENTS | 150 | 646 | 4.3 | 36 | 4 |

| # RECEIVING | YAR | NO. | YDS | AVG | LONG | TD |
|--------------|-----|-----|-------|------|------|----|
| D. Johnson | 50 | 28 | 267 | 9.0 | 25 | 0 |
| P. Friermuth | 32 | 20 | 235 | 11.0 | 31 | 1 |
| C. Claypool | 29 | 16 | 129 | 8.0 | 20 | 0 |
| G. Picketts | 28 | 17 | 250 | 14.0 | 36 | 0 |
| N. Harris | 15 | 13 | 64 | 4.0 | 14 | 1 |
| Z. Gentry | 9 | 8 | 85 | 10.0 | 32 | 0 |
| J. Warren | 9 | 7 | 46 | 6.0 | 13 | 0 |
| C. Heyward | 2 | 2 | 12 | 6.0 | 7 | 0 |
| M. Boykin | 2 | 1 | 11 | 11.0 | 11 | 0 |
| D. Watt | 1 | 1 | 1 | 1.0 | 1 | 0 |
| TEAM | 177 | 113 | 1,100 | 9.7 | 36 | 2 |
| OPPONENTS | 187 | 116 | 1,496 | 12.9 | 98t | 11 |

| # INTERCEPTIONS | NO. | YDS | AVG | LONG | TD |
|-----------------|-----|-----|------|------|----|
| M. Fitzpatrick | 3 | 78 | 26.0 | 34 | 1 |
| C. Sutton | 2 | 26 | 13.0 | 26 | 0 |
| T. Watt | 1 | 0 | 0.0 | 0 | 0 |
| L. Wallace | 1 | 0 | 0.0 | 0 | 0 |
| A. Witherspoon | 1 | 0 | 0.0 | 0 | 0 |
| TEAM | 8 | 104 | 13.0 | 34 | 1 |
| OPPONENTS | 6 | 17 | 2.8 | 13 | 0 |

| # FUMBLES | FUM | LST | FF | REC | TD |
|--------------|-----|-----|----|-----|----|
| N. Harris | 1 | 1 | 0 | 0 | 0 |
| G. Olszewski | 2 | 1 | 0 | 0 | 0 |
| J. Pierre | 1 | 1 | 0 | 1 | 0 |
| K. Pickett | 1 | 0 | 0 | 0 | 0 |
| D. Johnson | 1 | 0 | 0 | 1 | 0 |
| J. Warren | 1 | 0 | 0 | 1 | 0 |
| TEAM | 7 | 3 | 0 | 3 | 0 |
| OPPONENTS | 4 | 2 | 0 | 0 | 0 |

| # PUNTING | NO. | YDS | AVG | NET | TB | IN | LG | 8 |
|---------------|-----|-------|------|------|----|----|----|---|
| P. Harvin III | 25 | 1,127 | 45.1 | 41.0 | 2 | 5 | 69 | 0 |
| TEAM | 25 | 1,127 | 45.1 | 41.0 | 2 | 5 | 69 | 0 |
| OPPONENTS | 19 | 872 | 45.9 | 37.7 | 6 | 6 | 61 | 2 |

| # PUNT RETURNS | RET | FC | YDS | AVG | LONG | TD |
|----------------|-----|----|-----|-----|------|----|
| G. Olszewski | 5 | 2 | 36 | 7.2 | 20 | 0 |
| TEAM | 5 | 2 | 36 | 7.2 | 20 | 0 |
| OPPONENTS | 10 | 8 | 63 | 6.3 | 16 | 0 |

| # KICKOFF RETURNS | NO. | YDS | AVG | LONG | TD |
|-------------------|-----|-----|------|------|----|
| G. Olszewski | 2 | 19 | 9.5 | 18 | 0 |
| S. Sims | 1 | 19 | 19.0 | 19 | 0 |
| B. Snell Jr. | 1 | 7 | 7.0 | 7 | 0 |
| J. Pierre | 1 | 0 | 0.0 | 0 | 0 |
| TEAM | 5 | 45 | 9.0 | 19 | 0 |
| OPPONENTS | 8 | 162 | 20.3 | 37 | 0 |

| # FIELD GOALS | 1-19 | 20-29 | 30-39 | 40-49 | 50+ |
|---------------|------|-------|-------|-------|-----|
| C. Boswell | 0/0 | 2/2 | 2/3 | 1/3 | 4/5 |
| TEAM | 0/0 | 2/2 | 2/3 | 1/3 | 4/5 |
| OPPONENTS | 0/0 | 2/3 | 3/3 | 0/1 | 1/2 |

C. Boswell: (20G, 48G, 55LU, 53G) (36G, 52G) (49WR, 34G) (51G, 59G) (29G, 33WL, 45WL)
OPP: (59G, 26G, 29WL) (28G, 52WR) (34G) (38G) (49B, 35G)

2-Pt Conv: D. Johnson 1, TM 1-1, OPP 1-1

SACKS: A. Highsmith 5.5, T. Watt 1.0, R. Spillane 1.0, C. Heyward 1.0, A. Maullet 1.0, L. Ogunjobi 0.5, TM 10.0, OPP 11.0 FUM/LOST: G. Olszewski 2/1, N. Harris 1/1, J. Pierre 1/1, J. Warren 1/0, D. Johnson 1/0, K. Pickett 1/0, TM 7/3, OPP 4/2

| # PASSING | ATT | CMP | YDS | CMP% | YDS/ATT | TD | TD% | INT | INT% | LONG | SACK | LOST | RATING |
|-------------|-----|-----|-------|------|---------|----|-----|-----|------|------|------|------|--------|
| M. Trubisky | 116 | 69 | 653 | 59.5 | 5.6 | 2 | 1.7 | 2 | 1.7 | 36 | 8 | 47 | 73.7 |
| K. Pickett | 65 | 44 | 447 | 67.7 | 6.9 | 0 | 0.0 | 4 | 6.2 | 29 | 3 | 17 | 61.5 |
| TEAM | 181 | 113 | 1,100 | 62.4 | 6.1 | 2 | 1.1 | 6 | 3.3 | 36 | 11 | 64 | 69.3 |
| OPPONENTS | 192 | 116 | 1,496 | 60.4 | 7.8 | 11 | 5.7 | 8 | 4.2 | 98t | 10 | 58 | 86.6 |

| 2022 REGULAR SEASON PITTSBURGH STEELERS DEFENSIVE STATS (THROUGH WEEK 5) | | | | | | | | | | | |
|---|----------------|------|------|-------|-----|------------|----|----|----|-----------|----|
| POS. | PLAYER | TKL. | AST. | TOTAL | TFL | SACKS/YDS. | PR | FR | FF | INT./YDS. | PD |
| LB | M. Jack | 28 | 22 | 50 | 2 | 0.0/0.0 | 1 | 0 | 0 | 0/0 | 1 |
| S | M. Fitzpatrick | 19 | 14 | 33 | 0 | 0.0/0.0 | 1 | 0 | 0 | 3/78 | 4 |
| LB | D. Bush | 18 | 12 | 30 | 0 | 0.0/0.0 | 1 | 0 | 0 | 0/0 | 0 |
| LB | A. Highsmith | 16 | 9 | 25 | 6 | 5.5/38.0 | 8 | 0 | 1 | 0/0 | 0 |
| DT | C. Heyward | 10 | 11 | 21 | 2 | 1.0/5.0 | 3 | 1 | 1 | 0/0 | 2 |
| CB | A. Maulet | 12 | 5 | 17 | 0 | 1.0/7.0 | 1 | 0 | 1 | 0/0 | 1 |
| CB | C. Sutton | 15 | 1 | 16 | 1 | 0.0/0.0 | 0 | 0 | 0 | 2/26 | 5 |
| CB | A. Witherspoon | 12 | 3 | 15 | 0 | 0.0/0.0 | 0 | 0 | 0 | 1/0 | 2 |
| LB | R. Spillane | 8 | 6 | 14 | 0 | 1.0/0.0 | 1 | 0 | 0 | 0/0 | 2 |
| DL | C. Wormley | 6 | 8 | 14 | 2 | 0.0/0.0 | 0 | 0 | 0 | 0/0 | 0 |
| S | T. Edmunds | 9 | 4 | 13 | 0 | 0.0/0.0 | 0 | 0 | 0 | 0/0 | 1 |
| CB | L. Wallace | 8 | 5 | 13 | 0 | 0.0/0.0 | 0 | 0 | 0 | 1/0 | 4 |
| DT | L. Ogunjobi | 4 | 8 | 12 | 1 | 0.5/4.0 | 5 | 0 | 0 | 0/0 | 0 |
| DB | T. Norwood | 8 | 3 | 11 | 2 | 0.0/0.0 | 0 | 0 | 0 | 0/0 | 0 |
| DE | D. Leal | 5 | 4 | 9 | 1 | 0.0/0.0 | 0 | 0 | 0 | 0/0 | 3 |
| OLB | M. Reed | 3 | 6 | 9 | 0 | 0.0/0.0 | 2 | 0 | 0 | 0/0 | 0 |
| LB | T. Watt | 6 | 0 | 6 | 3 | 1.0/4.0 | 1 | 0 | 0 | 1/0 | 2 |
| DE | T. Alualu | 3 | 3 | 6 | 0 | 0.0/0.0 | 1 | 0 | 0 | 0/0 | 0 |
| CB | J. Pierre | 5 | 0 | 5 | 0 | 0.0/0.0 | 0 | 0 | 0 | 0/0 | 1 |
| DT | M. Adams Sr. | 3 | 1 | 4 | 0 | 0.0/0.0 | 0 | 0 | 0 | 0/0 | 1 |
| LB | J. Jones | 3 | 1 | 4 | 0 | 0.0/0.0 | 0 | 0 | 0 | 0/0 | 1 |
| DB | J. Jackson | 1 | 1 | 2 | 0 | 0.0/0.0 | 0 | 1 | 0 | 0/0 | 0 |
| STEELERS TOTALS | | 202 | 127 | 329 | 20 | 10.0/58.0 | 25 | 2 | 3 | 8/104 | 30 |
| OPP. TOTALS | | 184 | 119 | 303 | 18 | 11.0/64.0 | 24 | 1 | 2 | 6/17 | 33 |

Ast.=Assist, TFL=Tackle for a Loss, PR=Pressures, Int.=Interception, FR=Fumble Recovery, FF=Forced Fumble, PD=Pass Defense

| 2022 STEELERS SPECIAL TEAMS | | | | DEFENSIVE STATS BY RANK | | | | | | | | | | | |
|-----------------------------|------------------|------|------|-------------------------|--------------|-----|----------------|-----|------------------|-----|-----------------|-----|----------------|-----|--|
| POS. | PLAYER | TKL. | AST. | COMB. | SACKS | | INTERCEPTIONS | | TACKLES FOR LOSS | | PASSES DEFENSED | | PRESSURES | | |
| | | | | | PLAYER | NO. | PLAYER | NO. | PLAYER | NO. | PLAYER | NO. | PLAYER | NO. | |
| WR | Boykin, Miles | 5 | 0 | 5 | A. Highsmith | 5.5 | M. Fitzpatrick | 3 | A. Highsmith | 6 | C. Sutton | 5 | A. Highsmith | 8 | |
| CB | Pierre, James | 3 | 0 | 3 | C. Heyward | 1.0 | C. Sutton | 2 | T. Watt | 3 | M. Fitzpatrick | 4 | L. Ogunjobi | 5 | |
| LB | Jones, Jamir | 2 | 0 | 2 | A. Maulet | 1.0 | L. Wallace | 1 | C. Heyward | 2 | L. Wallace | 4 | C. Heyward | 3 | |
| TE | Snell Jr., Benny | 2 | 0 | 2 | R. Spillane | 1.0 | T. Watt | 1 | M. Jack | 2 | D. Leal | 3 | M. Reed | 2 | |
| RB/FB | Heyward, Connor | 0 | 2 | 2 | T. Watt | 1.0 | A. Witherspoon | 1 | T. Norwood | 2 | C. Heyward | 2 | T. Alualu | 1 | |
| LB | Allen, Marcus | 1 | 0 | 1 | L. Ogunjobi | 0.5 | | | C. Wormley | 2 | R. Spillane | 2 | D. Bush | 1 | |
| S | Killebrew, Miles | 1 | 0 | 1 | | | | | D. Leal | 1 | T. Watt | 2 | M. Fitzpatrick | 1 | |
| CB | Maulet, Arthur | 1 | 0 | 1 | | | | | L. Ogunjobi | 1 | A. Witherspoon | 2 | M. Jack | 1 | |
| DB | Norwood, Tre | 1 | 0 | 1 | | | | | C. Sutton | 1 | M. Adams Sr. | 1 | A. Maulet | 1 | |
| LB | Spillane, Robert | 1 | 0 | 1 | | | | | | | T. Edmunds | 1 | R. Spillane | 1 | |
| RB | Warren, Jaylen | 0 | 1 | 1 | | | | | | | M. Jack | 1 | T. Watt | 1 | |
| TOTALS | | 17 | 3 | 20 | | | | | | | J. Jones | 1 | | | |
| | | | | | | | | | | | A. Maulet | 1 | | | |
| | | | | | | | | | | | J. Pierre | 1 | | | |

| (AS OF OCT 11, 2022, 4:14 AM EDT) | | | | | | | | | 2022 : REGULAR SEASON | |
|-----------------------------------|---------|------|---------|-------------|------------|---------|----------|-----------|-----------------------|---|
| PLAYER | TACKLES | SOLO | ASSISTS | FOR FUMBLES | FUMBLE REC | BLKD FG | BLKD PAT | BLKD PUNT | | |
| Miles Boykin | 5 | 5 | 0 | 0 | 0 | 0 | 0 | 0 | | 0 |
| James Pierre | 3 | 3 | 0 | 0 | 1 | 0 | 0 | 0 | | 0 |
| Connor Heyward | 2 | 0 | 2 | 0 | 0 | 0 | 0 | 0 | | 0 |
| Jamir Jones | 2 | 2 | 0 | 0 | 0 | 0 | 0 | 0 | | 0 |
| Benny Snell Jr. | 2 | 2 | 0 | 0 | 0 | 0 | 0 | 0 | | 0 |
| Marcus Allen | 1 | 1 | 0 | 0 | 0 | 0 | 0 | 0 | | 0 |
| Miles Killebrew | 1 | 1 | 0 | 0 | 0 | 0 | 0 | 0 | | 0 |
| Arthur Maulet | 1 | 1 | 0 | 0 | 0 | 0 | 0 | 0 | | 0 |
| Tre Norwood | 1 | 1 | 0 | 0 | 0 | 0 | 0 | 0 | | 0 |
| Robert Spillane | 1 | 1 | 0 | 0 | 0 | 0 | 0 | 0 | | 0 |
| Jaylen Warren | 1 | 0 | 1 | 0 | 0 | 0 | 0 | 0 | | 0 |
| Minkah Fitzpatrick | 0 | 0 | 0 | 0 | 0 | 0 | 1 | 1 | | 0 |
| Cameron Heyward | 0 | 0 | 0 | 0 | 0 | 1 | 0 | 0 | | 0 |
| 2022 TOTALS | 20 | 17 | 3 | 0 | 1 | 1 | 1 | 1 | | 0 |

| 2022 REGULAR SEASON | | | | | | | | | | | | | | |
|---------------------|-----------------|------------|--------------|-----------|---------|------------|-------------|---------------|-----------|-------------|-------------|------------|-----------|---------|
| OFFENSE | | | | | | | | | | | | | | |
| DATE | OPPONENT | WR | LT | LG | C | RG | RT | TE | RB | QB | WR | WR | TE | FB |
| 9/11 | at Cincinnati | G. Pickens | D. Moore Jr. | K. Dotson | M. Cole | J. Daniels | C. Okorafor | P. Freiermuth | N. Harris | M. Trubisky | C. Claypool | D. Johnson | -- | -- |
| 9/18 | New England | -- | D. Moore Jr. | K. Dotson | M. Cole | J. Daniels | C. Okorafor | P. Freiermuth | N. Harris | M. Trubisky | C. Claypool | D. Johnson | Z. Gentry | -- |
| 9/22 | at Cleveland | -- | D. Moore Jr. | K. Dotson | M. Cole | J. Daniels | C. Okorafor | P. Freiermuth | N. Harris | M. Trubisky | C. Claypool | D. Johnson | Z. Gentry | -- |
| 10/2 | N.Y. Jets | G. Pickens | D. Moore Jr. | K. Dotson | M. Cole | J. Daniels | C. Okorafor | P. Freiermuth | N. Harris | M. Trubisky | C. Claypool | D. Johnson | -- | -- |
| 10/9 | at Buffalo | -- | D. Moore Jr. | K. Dotson | M. Cole | J. Daniels | C. Okorafor | Z. Gentry | N. Harris | K. Pickett | C. Claypool | D. Johnson | -- | D. Watt |
| 10/16 | Tampa Bay | -- | -- | -- | -- | -- | -- | -- | -- | -- | -- | -- | -- | -- |
| 10/23 | at Miami | -- | -- | -- | -- | -- | -- | -- | -- | -- | -- | -- | -- | -- |
| 10/30 | at Philadelphia | -- | -- | -- | -- | -- | -- | -- | -- | -- | -- | -- | -- | -- |
| 11/13 | New Orleans | -- | -- | -- | -- | -- | -- | -- | -- | -- | -- | -- | -- | -- |
| 11/20 | Cincinnati | -- | -- | -- | -- | -- | -- | -- | -- | -- | -- | -- | -- | -- |
| 11/28 | at Indianapolis | -- | -- | -- | -- | -- | -- | -- | -- | -- | -- | -- | -- | -- |
| 12/4 | at Atlanta | -- | -- | -- | -- | -- | -- | -- | -- | -- | -- | -- | -- | -- |
| 12/11 | Baltimore | -- | -- | -- | -- | -- | -- | -- | -- | -- | -- | -- | -- | -- |
| 12/18 | at Carolina | -- | -- | -- | -- | -- | -- | -- | -- | -- | -- | -- | -- | -- |
| 12/24 | Las Vegas | -- | -- | -- | -- | -- | -- | -- | -- | -- | -- | -- | -- | -- |
| 1/1 | at Baltimore | -- | -- | -- | -- | -- | -- | -- | -- | -- | -- | -- | -- | -- |
| 1/8 | Cleveland | -- | -- | -- | -- | -- | -- | -- | -- | -- | -- | -- | -- | -- |

| 2022 REGULAR SEASON | | | | | | | | | | | | | | |
|---------------------|-----------------|-------------------------|----|----|--------------|-------------|---------|---------|--------------|----------------|----------------|----------------|------------|------------|
| DEFENSE | | | | | | | | | | | | | | |
| DATE | OPPONENT | DT | NT | DL | TOLD | LtLB | RtLB | ROLB | LCB | FS | SS | RCB | NICKEL | |
| 9/11 | at Cincinnati | C. Heyward | | | L. Ogunjobi | T. Watt | D. Bush | M. Jack | A. Highsmith | A. Witherspoon | M. Fitzpatrick | T. Edmunds | C. Sutton | T. Norwood |
| 9/18 | New England | C. Heyward | | | T. Alualu | L. Ogunjobi | -- | D. Bush | M. Jack | A. Highsmith | A. Witherspoon | M. Fitzpatrick | T. Edmunds | C. Sutton |
| 9/22 | at Cleveland | C. Heyward | | | T. Alualu | L. Ogunjobi | M. Reed | D. Bush | M. Jack | A. Highsmith | A. Witherspoon | M. Fitzpatrick | T. Edmunds | C. Sutton |
| 10/2 | N.Y. Jets | C. Heyward | | | M. Adams Sr. | L. Ogunjobi | M. Reed | D. Bush | M. Jack | A. Highsmith | L. Wallace | M. Fitzpatrick | T. Edmunds | C. Sutton |
| 10/9 | at Buffalo | C. Heyward/ L. Ogunjobi | -- | -- | -- | -- | -- | -- | -- | -- | -- | -- | -- | -- |
| 10/16 | Tampa Bay | -- | -- | -- | -- | -- | -- | -- | -- | -- | -- | -- | -- | -- |
| 10/23 | at Miami | -- | -- | -- | -- | -- | -- | -- | -- | -- | -- | -- | -- | -- |
| 10/30 | at Philadelphia | -- | -- | -- | -- | -- | -- | -- | -- | -- | -- | -- | -- | -- |
| 11/13 | New Orleans | -- | -- | -- | -- | -- | -- | -- | -- | -- | -- | -- | -- | -- |
| 11/20 | Cincinnati | -- | -- | -- | -- | -- | -- | -- | -- | -- | -- | -- | -- | -- |
| 11/28 | at Indianapolis | -- | -- | -- | -- | -- | -- | -- | -- | -- | -- | -- | -- | -- |
| 12/4 | at Atlanta | -- | -- | -- | -- | -- | -- | -- | -- | -- | -- | -- | -- | -- |
| 12/11 | Baltimore | -- | -- | -- | -- | -- | -- | -- | -- | -- | -- | -- | -- | -- |
| 12/18 | at Carolina | -- | -- | -- | -- | -- | -- | -- | -- | -- | -- | -- | -- | -- |
| 12/24 | Las Vegas | -- | -- | -- | -- | -- | -- | -- | -- | -- | -- | -- | -- | -- |
| 1/1 | at Baltimore | -- | -- | -- | -- | -- | -- | -- | -- | -- | -- | -- | -- | -- |
| 1/8 | Cleveland | -- | -- | -- | -- | -- | -- | -- | -- | -- | -- | -- | -- | -- |

Rookies underlined.

| 2022 REGULAR SEASON PITTSBURGH STEELERS PLAYER PARTICIPATION | | | | | | | | | | | | | | | | | | | | | | | | | | |
|--|-------|------|-------|------|--------|-------|-------|-------|-------|-------|-------|-------|-------|-------|-------|-------|-----|-------|-------|-----|----|--|--|--|--|--|
| PLAYERS | @ CIN | NE | @ CLE | NYJ | @ BUF | TB | @ MIA | @ PHI | NO | CIN | @ IND | @ ATL | BAL | @ CAR | LV | @ BAL | CLE | | | | | | | | | |
| | 9/11 | 9/18 | 9/22 | 10/2 | 10/9 | 10/16 | 10/23 | 10/30 | 11/13 | 11/20 | 11/28 | 12/4 | 12/11 | 12/18 | 12/24 | 1/1 | 1/8 | GP | GS | DNP | IN | | | | | |
| Montravius Adams Sr. | P | P | P | NT | P | - | - | - | - | - | - | - | - | - | - | - | - | 5/60 | 1/8 | 0 | 0 | | | | | |
| Marcus Allen | P | P | P | P | P | - | - | - | - | - | - | - | - | - | - | - | - | 5/38 | 0/3 | 0 | 0 | | | | | |
| Tyson Alualu | P | NT | NT | P | P | - | - | - | - | - | - | - | - | - | - | - | - | 5/179 | 2/113 | 0 | 0 | | | | | |
| Ryan Anderson | A | PS | PS | P | P | - | - | - | - | - | - | - | - | - | - | - | - | 2/54 | 0/4 | 0 | 0 | | | | | |
| David Anenih | A | A | SI | SI | Active | - | - | - | - | - | - | - | - | - | - | - | - | 0/0 | 0/0 | 0 | 2 | | | | | |
| Chris Boswell | P | P | P | P | P | - | - | - | - | - | - | - | - | - | - | - | - | 5/109 | 0/0 | 0 | 0 | | | | | |
| Miles Boykin | P | P | P | P | P | - | - | - | - | - | - | - | - | - | - | - | - | 5/45 | 0/24 | 0 | 0 | | | | | |
| Devin Bush | LILB | LILB | LILB | LILB | LILB | - | - | - | - | - | - | - | - | - | - | - | - | 5/40 | 5/39 | 0 | 0 | | | | | |
| Chase Claypool | WR | WR | WR | WR | WR | - | - | - | - | - | - | - | - | - | - | - | - | 5/36 | 5/24 | 0 | 0 | | | | | |
| Mason Cole | C | C | C | C | C | - | - | - | - | - | - | - | - | - | - | - | - | 5/65 | 5/44 | 0 | 0 | | | | | |
| James Daniels | RG | RG | RG | RG | RG | - | - | - | - | - | - | - | - | - | - | - | - | 5/59 | 5/53 | 0 | 0 | | | | | |
| Carlos Davis | PS | PS | PS | PS | PS | - | - | - | - | - | - | - | - | - | - | - | - | 0/11 | 0/0 | 0 | 0 | | | | | |
| Jesse Davis | A | X | X | P | P | - | - | - | - | - | - | - | - | - | - | - | - | 2/81 | 0/71 | 2 | 0 | | | | | |
| Kevin Dotson | LG | LG | LG | LG | LG | - | - | - | - | - | - | - | - | - | - | - | - | 5/27 | 5/18 | 0 | 0 | | | | | |
| William Dunkle | PS | PS | PS | PS | PS | - | - | - | - | - | - | - | - | - | - | - | - | 0/0 | 0/0 | 0 | 0 | | | | | |
| Terrell Edmunds | SS | SS | SS | SS | SI | - | - | - | - | - | - | - | - | - | - | - | - | 4/68 | 4/64 | 0 | 1 | | | | | |
| Minkah Fitzpatrick | FS | FS | FS | FS | FS | - | - | - | - | - | - | - | - | - | - | - | - | 5/69 | 5/64 | 0 | 0 | | | | | |
| Pat Freiermuth | TE | TE | TE | TE | P | - | - | - | - | - | - | - | - | - | - | - | - | 5/21 | 4/13 | 0 | 0 | | | | | |
| Zach Gentry | P | TE | TE | P | TE | - | - | - | - | - | - | - | - | - | - | - | - | 5/28 | 3/16 | 0 | 0 | | | | | |
| Kendrick Green | SI | SI | SI | SI | SI | - | - | - | - | - | - | - | - | - | - | - | - | 0/15 | 0/15 | 0 | 5 | | | | | |
| Najee Harris | RB | RB | RB | RB | RB | - | - | - | - | - | - | - | - | - | - | - | - | 5/22 | 5/22 | 0 | 0 | | | | | |
| Pressley Harvin III | P | P | P | P | P | - | - | - | - | - | - | - | - | - | - | - | - | 5/20 | 0/0 | 0 | 0 | | | | | |
| J.C. Hassenauer | P | P | P | P | P | - | - | - | - | - | - | - | - | - | - | - | - | 5/33 | 0/7 | 0 | 0 | | | | | |
| Cameron Heyward | DT | DT | DT | DT | DT | - | - | - | - | - | - | - | - | - | - | - | - | 5/171 | 5/136 | 0 | 0 | | | | | |
| Connor Heyward | P | P | P | P | P | - | - | - | - | - | - | - | - | - | - | - | - | 5/5 | 0/0 | 0 | 0 | | | | | |
| Alex Highsmith | ROLB | ROLB | ROLB | ROLB | ROLB | - | - | - | - | - | - | - | - | - | - | - | - | 5/37 | 5/26 | 0 | 0 | | | | | |
| Jason Huntley | A | PS | PS | PS | PS | - | - | - | - | - | - | - | - | - | - | - | - | 0/1 | 0/0 | 0 | 0 | | | | | |
| Myles Jack | RILB | RILB | RILB | RILB | RILB | - | - | - | - | - | - | - | - | - | - | - | - | 5/94 | 5/88 | 0 | 0 | | | | | |
| Diontae Johnson | WR | WR | WR | WR | WR | - | - | - | - | - | - | - | - | - | - | - | - | 5/52 | 5/44 | 0 | 0 | | | | | |
| Karl Joseph | IR | IR | IR | IR | IR | - | - | - | - | - | - | - | - | - | - | - | - | 0/65 | 0/49 | 0 | 0 | | | | | |
| Damontae Kazee | IR | IR | IR | IR | IR | - | - | - | - | - | - | - | - | - | - | - | - | 0/69 | 0/49 | 0 | 0 | | | | | |
| Miles Killebrew | P | P | P | P | P | - | - | - | - | - | - | - | - | - | - | - | - | 5/100 | 0/4 | 0 | 0 | | | | | |
| Christian Kuntz | P | P | P | P | P | - | - | - | - | - | - | - | - | - | - | - | - | 5/22 | 0/0 | 0 | 0 | | | | | |
| DeMarvin Leal | P | P | P | P | DT | - | - | - | - | - | - | - | - | - | - | - | - | 5/5 | 1/1 | 0 | 0 | | | | | |
| John Legue | PS | PS | PS | PS | PS | - | - | - | - | - | - | - | - | - | - | - | - | 0/6 | 0/5 | 0 | 0 | | | | | |
| Isaiah Loudermilk | SI | SI | SI | SI | SI | - | - | - | - | - | - | - | - | - | - | - | - | 0/15 | 0/2 | 0 | 5 | | | | | |
| Arthur Maulet | P | LB | P | P | LB | - | - | - | - | - | - | - | - | - | - | - | - | 5/55 | 2/16 | 0 | 0 | | | | | |
| Anthony McFarland Jr. | PS | PS | PS | PS | PS | - | - | - | - | - | - | - | - | - | - | - | - | 0/13 | 0/0 | 0 | 0 | | | | | |
| Anthony Miller | IR | IR | IR | IR | IR | - | - | - | - | - | - | - | - | - | - | - | - | 0/49 | 0/17 | 0 | 0 | | | | | |
| Dan Moore Jr. | LT | LT | LT | LT | LT | - | - | - | - | - | - | - | - | - | - | - | - | 5/21 | 5/21 | 0 | 0 | | | | | |
| Tre Norwood | FS | P | P | P | FS | - | - | - | - | - | - | - | - | - | - | - | - | 5/22 | 2/5 | 0 | 0 | | | | | |
| Larry Ogunjobi | DE | DE | DE | DE | DE | - | - | - | - | - | - | - | - | - | - | - | - | 5/81 | 5/68 | 0 | 0 | | | | | |
| Chukwuma Okorafor | RT | RT | RT | RT | RT | - | - | - | - | - | - | - | - | - | - | - | - | 5/51 | 5/40 | 0 | 0 | | | | | |
| Gunner Olszewski | P | P | P | P | SI | - | - | - | - | - | - | - | - | - | - | - | - | 4/41 | 0/2 | 0 | 1 | | | | | |
| George Pickens | WR | P | P | WR | P | - | - | - | - | - | - | - | - | - | - | - | - | 5/5 | 2/2 | 0 | 0 | | | | | |
| Kenny Pickett | X | X | X | P | QB | - | - | - | - | - | - | - | - | - | - | - | - | 2/2 | 1/1 | 3 | 0 | | | | | |
| James Pierre | P | P | P | P | P | - | - | - | - | - | - | - | - | - | - | - | - | 5/38 | 0/4 | 0 | 0 | | | | | |
| Carlinis Platel | IR | IR | IR | IR | IR | - | - | - | - | - | - | - | - | - | - | - | - | 0/0 | 0/0 | 0 | 0 | | | | | |
| Hamilcar Rashed | PSI | PSI | PSI | PSI | PSI | - | - | - | - | - | - | - | - | - | - | - | - | 0/1 | 0/0 | 0 | 0 | | | | | |
| Malik Reed | A | P | LOLB | LOLB | P | - | - | - | - | - | - | - | - | - | - | - | - | 4/49 | 2/36 | 0 | 0 | | | | | |
| Elijah Riley | PS | PS | PS | PS | X | - | - | - | - | - | - | - | - | - | - | - | - | 0/13 | 0/7 | 1 | 0 | | | | | |
| Mark Robinson | SI | SI | SI | SI | SI | - | - | - | - | - | - | - | - | - | - | - | - | 0/0 | 0/0 | 0 | 5 | | | | | |
| Mason Rudolph | SI | SI | SI | SI | SI | - | - | - | - | - | - | - | - | - | - | - | - | 0/17 | 0/10 | 0 | 0 | | | | | |
| Trent Scott | P | X | X | X | X | - | - | - | - | - | - | - | - | - | - | - | - | 1/54 | 0/19 | 4 | 0 | | | | | |
| Steven Sims | SI | SI | SI | SI | P | - | - | - | - | - | - | - | - | - | - | - | - | 1/30 | 0/4 | 0 | 4 | | | | | |
| Benny Snell Jr. | P | P | P | P | P | - | - | - | - | - | - | - | - | - | - | - | - | 5/51 | 0/5 | 0 | 0 | | | | | |
| Robert Spillane | P | P | P | P | P | - | - | - | - | - | - | - | - | - | - | - | - | 5/41 | 0/11 | 0 | 0 | | | | | |
| Cameron Sutton | RCB | RCB | RCB | RCB | RCB | - | - | - | - | - | - | - | - | - | - | - | - | 5/73 | 5/29 | 0 | 0 | | | | | |
| Mitch Trubisky | QB | QB | QB | QB | X | - | - | - | - | - | - | - | - | - | - | - | - | 4/61 | 4/54 | 1 | 0 | | | | | |
| Levi Wallace | P | P | P | RCB | RCB | - | - | - | - | - | - | - | - | - | - | - | - | 5/57 | 2/54 | 0 | 0 | | | | | |
| Jaylen Warren | P | P | P | P | P | - | - | - | - | - | - | - | - | - | - | - | - | 5/5 | 0/0 | 0 | 0 | | | | | |
| Derek Watt | P | P | P | P | FB | - | - | - | - | - | - | - | - | - | - | - | - | 5/98 | 1/18 | 0 | 0 | | | | | |
| T.J. Watt | LOLB | IR | IR | IR | IR | - | - | - | - | - | - | - | - | - | - | - | - | 1/78 | 1/78 | 0 | 0 | | | | | |
| Cody White | PS | PS | PS | PS | PS | - | - | - | - | - | - | - | - | - | - | - | - | 0/15 | 0/0 | 0 | 0 | | | | | |
| Quincy Wilson | A | A | PS | PS | PS | - | - | - | - | - | - | - | - | - | - | - | - | 0/32 | 0/11 | 0 | 0 | | | | | |
| Ahkello Witherspoon | LCB | LCB | LCB | SI | SI | - | - | - | - | - | - | - | - | - | - | - | - | 3/59 | 3/38 | 0 | 2 | | | | | |
| Chris Wormley | P | P | P | P | P | - | - | - | - | - | - | - | - | - | - | - | - | 5/72 | 0/30 | 0 | 0 | | | | | |
| Renell Wren | A | PS | PS | PS | PS | - | - | - | - | - | - | - | - | - | - | - | - | 0/12 | 0/2 | 0 | 0 | | | | | |

LEGEND:
CAPS-Starter, P=Player was a substitution, SI=On Inactive List, X=Did Not Play (Non-injury), IR=Injured Reserve, PS=Practice Squad, PSI=Practice Squad Injured, NOT=Not on Roster, *-With Other Team

| INDIVIDUAL SINGLE-GAME HIGHS | | | OPPONENT | DATE |
|------------------------------|------|---------------------|--------------|-------|
| RUSHING | | | | |
| Rushing Yards | 74 | Najee Harris | vs. Jets | 10/02 |
| Rushing Attempts | 18 | Najee Harris | vs. Jets | 10/02 |
| Rushing Average | 4.1 | Najee Harris | vs. Jets | 10/02 |
| Rushing Touchdowns | 2 | Kenny Pickett | vs. Jets | 10/02 |
| RECEIVING | | | | |
| Pass Receptions | 8 | Diontae Johnson | at Browns | 09/22 |
| Receiving Yards | 102 | George Pickens | vs. Jets | 10/02 |
| Touchdown Receptions | 1 | Pat Freiermuth | vs. Patriots | 09/18 |
| | | Najee Harris | at Bengals | 09/11 |
| PASSING | | | | |
| Passes Attempted | 52 | Kenny Pickett | at Bills | 10/09 |
| Passes Completed | 34 | Kenny Pickett | at Bills | 10/09 |
| Completion Percentage | 65.3 | Kenny Pickett | at Bills | 10/09 |
| Passing Yards | 327 | Kenny Pickett | at Bills | 10/09 |
| Yards Per Attempt | 9.2 | Kenny Pickett | vs. Jets | 10/02 |
| Touchdown Passes | 1 | Mitch Trubisky | vs. Patriots | 09/18 |
| | | Mitch Trubisky | at Bengals | 09/11 |
| Interceptions Thrown | 3 | Kenny Pickett | vs. Jets | 10/02 |
| PUNT RETURNS | | | | |
| Punt Returns | 3 | Gunner Olszewski | vs. Jets | 10/02 |
| Punt Return Yards | 20 | Gunner Olszewski | at Bengals | 09/11 |
| KICKOFF RETURNS | | | | |
| Kickoff Returns | 1 | James Pierre | at Bills | 10/09 |
| | | Steven Sims | at Bills | 10/09 |
| | | Benny Snell Jr. | vs. Jets | 10/02 |
| | | Gunner Olszewski | at Browns | 09/22 |
| | | Gunner Olszewski | at Bengals | 09/11 |
| Kickoff Return Yards | 19 | Steven Sims | at Bills | 10/09 |
| PUNTS | | | | |
| Punts | 8 | Pressley Harvin III | at Bengals | 09/11 |
| Punts Inside the 20 | 2 | Pressley Harvin III | vs. Jets | 10/02 |
| Punting Average | 51.5 | Pressley Harvin III | vs. Patriots | 09/18 |
| INTERCEPTIONS | | | | |
| Interceptions Made | 1 | Levi Wallace | at Bills | 10/09 |
| | | Minkah Fitzpatrick | vs. Jets | 10/02 |
| | | Cameron Sutton | vs. Jets | 10/02 |
| | | Minkah Fitzpatrick | vs. Patriots | 09/18 |
| | | Minkah Fitzpatrick | at Bengals | 09/11 |
| | | Cameron Sutton | at Bengals | 09/11 |
| | | T. J. Watt | at Bengals | 09/11 |
| | | Ahkelio Witherspoon | at Bengals | 09/11 |
| INT Return Yards | 34 | Minkah Fitzpatrick | vs. Jets | 10/02 |
| TACKLES | | | | |
| Tackles | 14 | Minkah Fitzpatrick | at Bengals | 09/11 |
| Sacks | 3.0 | Alex Highsmith | at Bengals | 09/11 |
| SCORING | | | | |
| Touchdowns | 2 | Kenny Pickett | vs. Jets | 10/02 |
| Field Goals Attempted | 4 | Chris Boswell | at Bengals | 09/11 |
| Field Goals Made | 3 | Chris Boswell | at Bengals | 09/11 |
| MISC. YARDS | | | | |
| Yards From Scrimmage | 102 | George Pickens | vs. Jets | 10/02 |
| Combined Net Yards | 102 | George Pickens | vs. Jets | 10/02 |
| LONGEST PLAYS | | | OPPONENT | DATE |
| RUSHING | | | | |
| Run From Scrimmage | 18 | Gunner Olszewski | vs. Patriots | 09/18 |
| Touchdown Run | 5 | Najee Harris | at Browns | 09/22 |
| RECEIVING | | | | |
| Pass Reception | 36 | George Pickens | at Browns | 09/22 |
| Touchdown Reception | 8 | Pat Freiermuth | vs. Patriots | 09/18 |
| PASSING | | | | |
| Passing Long | 36 | Mitch Trubisky | at Browns | 09/22 |
| Touchdown Pass Long | 8 | Mitch Trubisky | vs. Patriots | 09/18 |
| RETURNS | | | | |
| Punt Return | 20 | Gunner Olszewski | at Bengals | 09/11 |
| Kickoff Return | 19 | Steven Sims | at Bills | 10/09 |
| Interception Return | 34 | Minkah Fitzpatrick | vs. Jets | 10/02 |
| Longest INT Return for TD | 31 | Minkah Fitzpatrick | at Bengals | 09/11 |
| KICKING | | | | |
| Punt | 69 | Pressley Harvin III | at Bills | 10/09 |
| | | Pressley Harvin III | vs. Patriots | 09/18 |
| Field Goal | 59 | Chris Boswell | vs. Jets | 10/02 |
| Field Goal Attempt | 59 | Chris Boswell | vs. Jets | 10/02 |

| OPPONENT SINGLE-GAME HIGHS | | | OPPONENT | DATE |
|----------------------------|------|----------------------|--------------|-------|
| RUSHING | | | | |
| Rushing Yards | 113 | Nick Chubb | at Browns | 09/22 |
| Rushing Attempts | 27 | Joe Mixon | at Bengals | 09/11 |
| Rushing Average | 5.2 | Rhannondie Stevenson | vs. Patriots | 09/18 |
| Rushing Touchdowns | 1 | James Cook | at Bills | 10/09 |
| | | Breece Hall | vs. Jets | 10/02 |
| | | Nick Chubb | at Browns | 09/22 |
| | | Damien Harris | vs. Patriots | 09/18 |
| RECEIVING | | | | |
| Pass Receptions | 10 | Ja'Marr Chase | at Bengals | 09/11 |
| Receiving Yards | 171 | Gabe Davis | at Bills | 10/09 |
| Touchdown Receptions | 2 | Gabe Davis | at Bills | 10/09 |
| PASSING | | | | |
| Passes Attempted | 53 | Joe Burrow | at Bengals | 09/11 |
| Passes Completed | 33 | Joe Burrow | at Bengals | 09/11 |
| Completion Percentage | 67.7 | Jacoby Brissett | at Browns | 09/22 |
| Passing Yards | 424 | Josh Allen | at Bills | 10/09 |
| Yards Per Attempt | 13.7 | Josh Allen | at Bills | 10/09 |
| Touchdown Passes | 4 | Josh Allen | at Bills | 10/09 |
| Interceptions Thrown | 4 | Joe Burrow | at Bengals | 09/11 |
| PUNT RETURNS | | | | |
| Punt Returns | 5 | Trent Taylor | at Bengals | 09/11 |
| Punt Return Yards | 31 | Trent Taylor | at Bengals | 09/11 |
| KICKOFF RETURNS | | | | |
| Kickoff Returns | 2 | Pierre Strong Jr. | vs. Patriots | 09/18 |
| Kickoff Return Yards | 48 | Pierre Strong Jr. | vs. Patriots | 09/18 |
| PUNTS | | | | |
| Punts | 5 | Braden Mann | vs. Jets | 10/02 |
| | | Corey Bojorquez | at Browns | 09/22 |
| Punts Inside the 20 | 2 | Braden Mann | vs. Jets | 10/02 |
| | | Corey Bojorquez | at Browns | 09/22 |
| Punting Average | 55.0 | Sam Martin | at Bills | 10/09 |
| INTERCEPTIONS | | | | |
| Interceptions Made | 2 | Lamarcus Joyner | vs. Jets | 10/02 |
| INT Return Yards | 13 | Jalen Mills | vs. Patriots | 09/18 |
| TACKLES | | | | |
| Tackles | 11 | Tyrel Dodson | at Bills | 10/09 |
| | | C.J. Mosley | vs. Jets | 10/02 |
| Sacks | 1.0 | Tyrel Dodson | at Bills | 10/09 |
| | | A.J. Epenesa | at Bills | 10/09 |
| | | Von Miller | at Bills | 10/09 |
| | | Jermaine Johnson | vs. Jets | 10/02 |
| | | Carl Lawson | vs. Jets | 10/02 |
| | | Quinnen Williams | vs. Jets | 10/02 |
| | | Jacob Phillips | at Browns | 09/22 |
| | | Christian Barmore | vs. Patriots | 09/18 |
| | | Matthew Judon | vs. Patriots | 09/18 |
| | | Jahlani Tavai | vs. Patriots | 09/18 |
| | | B.J. Hill | at Bengals | 09/11 |
| SCORING | | | | |
| Touchdowns | 2 | Gabe Davis | at Bills | 10/09 |
| Field Goals Attempted | 3 | Evan McPherson | at Bengals | 09/11 |
| Field Goals Made | 2 | Evan McPherson | at Bengals | 09/11 |
| MISC. YARDS | | | | |
| Yards From Scrimmage | 171 | Gabe Davis | at Bills | 10/09 |
| Combined Net Yards | 171 | Gabe Davis | at Bills | 10/09 |
| OPPONENTS LONGEST PLAYS | | | OPPONENT | DATE |
| RUSHING | | | | |
| Run From Scrimmage | 36 | Nick Chubb | at Browns | 09/22 |
| Touchdown Run | 24 | James Cook | at Bills | 10/09 |
| RECEIVING | | | | |
| Pass Reception | 98 | Gabe Davis | at Bills | 10/09 |
| Touchdown Reception | 98 | Gabe Davis | at Bills | 10/09 |
| PASSING | | | | |
| Passing Long | 98 | Josh Allen | at Bills | 10/09 |
| Touchdown Pass Long | 98 | Josh Allen | at Bills | 10/09 |
| RETURNS | | | | |
| Punt Return | 16 | Myles Bryant | vs. Patriots | 09/18 |
| Kickoff Return | 37 | Kyle Dugger | vs. Patriots | 09/18 |
| Interception Return | 13 | Jalen Mills | vs. Patriots | 09/18 |
| KICKING | | | | |
| Punt | 61 | Sam Martin | at Bills | 10/09 |
| | | Corey Bojorquez | at Browns | 09/22 |
| Field Goal | 59 | Evan McPherson | at Bengals | 09/11 |
| Field Goal Attempt | 59 | Evan McPherson | at Bengals | 09/11 |

| 2022 REGULAR SEASON BIG YARDAGE GAMES | | | | | | | |
|---------------------------------------|--------------|----------------|------|------|-------|-----|----|
| 100-YARD PASS RECEIVERS | | | | | | | |
| DATE | OPPONENT | PLAYER | REC. | YDS. | AVG. | LG | TD |
| 10/2 | vs. Jets | George Pickens | 6 | 102 | 17.0 | 27 | 0 |
| 300-YARD PASSERS | | | | | | | |
| DATE | OPPONENT | PLAYER | ATT. | YDS. | COMP. | LG | TD |
| 10/9 | at Bills | Kenny Pickett | 52 | 327 | 34 | 29 | 0 |
| 2022 OPPONENTS BIG YARDAGE GAMES | | | | | | | |
| 100-YARD PASS RECEIVERS | | | | | | | |
| DATE | OPPONENT | PLAYER | REC. | YDS. | AVG. | LG | TD |
| 9/11 | at Bengals | Ja'Marr Chase | 10 | 129 | 12.9 | 24 | 1 |
| 9/18 | vs. Patriots | Nelson Agholor | 6 | 110 | 18.3 | 44T | 1 |
| 9/22 | at Browns | Amari Cooper | 7 | 101 | 14.4 | 32 | 1 |
| 10/9 | at Bills | Gabe Davis | 3 | 171 | 57.0 | 98T | 2 |
| 10/9 | at Bills | Stefon Diggs | 8 | 102 | 12.8 | 41 | 1 |
| 100-YARD RUSHERS | | | | | | | |
| DATE | OPPONENT | PLAYER | ATT. | YDS. | AVG. | LG | TD |
| 9/22 | at Browns | Nick Chubb | 23 | 113 | 4.9 | 36 | 1 |
| 300-YARD PASSERS | | | | | | | |
| DATE | OPPONENT | PLAYER | ATT. | YDS. | COMP. | LG | TD |
| 9/11 | at Bengals | Joe Burrow | 53 | 338 | 33 | 24 | 2 |
| 10/9 | at Bills | Josh Allen | 31 | 424 | 20 | 98T | 4 |

| 2022 REGULAR SEASON - BIG PASS PLAYS (20+ YARDS) | | | | | | | | | | | | |
|--|-----------------|------------------------|------------------------------|------|-------------|--------------|------------------------|----------------------------------|------------|-------------|--------------|--|
| DATE | OPPONENT | QTR | STEELERS PLAYER | YDS. | DOWN | RESULT | QTR | OPP. PLAYER | YDS. | DOWN | RESULT | |
| 09/11 | at Cincinnati | 1 | M. Trubisky -> P. Freiermuth | 31 | 1-10-CIN 34 | Field Goal | 2 | J. Burrow -> J. Chase | 21 | 1-10-CIN 35 | Field Goal | |
| | | 2 | M. Trubisky -> Z. Gentry | 32 | 1-10-CIN 41 | Touchdown | 3 | J. Burrow -> J. Chase | 24 | 2-14-PIT 28 | Touchdown | |
| | | 5 | M. Trubisky -> D. Johnson | 25 | 1-10-PIT 20 | Missed FG | 4 | J. Burrow -> T. Boyd | 22 | 2-8-CIN 38 | Interception | |
| | | 5 | M. Trubisky -> P. Freiermuth | 26 | 3-1-PIT 29 | Field Goal | 5 | J. Burrow -> H. Hurst | 20 | 3-3-PIT 33 | Missed FG | |
| 09/18 | New England | 2 | M. Trubisky -> G. Pickens | 23 | 1-10-PIT 25 | End Half | 2 | M. Jones -> J. Meyers | 24 | 3-26-NE 18 | Punt | |
| | | | | | | | 2 | M. Jones -> N. Agholor | 44T | 3-3-PIT 44 | Touchdown | |
| | | | | | | | 3 | M. Jones -> N. Agholor | 25 | 1-10-NE 17 | Interception | |
| 09/22 | at Cleveland | 1 | M. Trubisky -> G. Pickens | 36 | 2-3-PIT 46 | Touchdown | 3 | J. Brissett -> A. Cooper | 28 | 2-9-CLE 15 | Field Goal | |
| | | 2 | M. Trubisky -> C. Claypool | 20 | 1-10-PIT 37 | End Half | 4 | J. Brissett -> A. Cooper | 32 | 3-1-CLE 29 | Touchdown | |
| | | 4 | M. Trubisky -> P. Freiermuth | 26 | 1-10-PIT 33 | Field Goal | | | | | | |
| 10/02 | N.Y. Jets | 2 | M. Trubisky -> G. Pickens | 26 | 2-16-PIT 19 | Field Goal | 1 | Z. Wilson -> E. Moore | 20 | 3-7-NYJ 33 | Touchdown | |
| | | 2 | M. Trubisky -> P. Freiermuth | 24 | 1-10-PIT 15 | Punt | 2 | Z. Wilson -> E. Moore | 28 | 2-7-PIT 44 | Touchdown | |
| | | 4 | K. Pickett -> G. Pickens | 26 | 3-3-PIT 43 | Interception | 2 | Z. Wilson -> T. Conklin | 26 | 2-10-NYJ 9 | Punt | |
| | | 4 | K. Pickett -> G. Pickens | 27 | 1-10-PIT 25 | Interception | 4 | Z. Wilson -> G. Wilson | 35 | 3-6-NYJ 23 | Touchdown | |
| 10/09 | at Buffalo | | | | | | 4 | Z. Wilson -> C. Davis | 22 | 4-7-PIT 39 | Touchdown | |
| | | 2 | K. Pickett -> G. Pickens | 29 | 3-5-BUF 49 | Missed FG | 1 | J. Allen -> G. Davis | 98T | 3-10-BUF 2 | Touchdown | |
| | | 3 | K. Pickett -> D. Johnson | 23 | 1-10-PIT 25 | Downs | 1 | J. Allen -> K. Shakir | 31 | 2-10-BUF 35 | Field Goal | |
| | | 3 | K. Pickett -> C. Claypool | 20 | 3-8-PIT 42 | Missed FG | 2 | J. Allen -> I. Hodgins | 26 | 3-4-BUF 8 | Interception | |
| | | | | | | | 2 | J. Allen -> Q. Morris | 26 | 3-11-BUF 33 | Interception | |
| | | | | | | | 2 | J. Allen -> G. Davis | 62T | 1-10-BUF 38 | Touchdown | |
| 10/16 | Tampa Bay | | -- | -- | -- | -- | | | -- | -- | -- | |
| | | | -- | -- | -- | -- | | | -- | -- | -- | |
| | | | -- | -- | -- | -- | | | -- | -- | -- | |
| 10/23 | at Miami | | -- | -- | -- | -- | | | -- | -- | -- | |
| 10/30 | at Philadelphia | | -- | -- | -- | -- | | | -- | -- | -- | |
| 11/13 | New Orleans | | -- | -- | -- | -- | | | -- | -- | -- | |
| 11/20 | Cincinnati | | -- | -- | -- | -- | | | -- | -- | -- | |
| 11/28 | at Indianapolis | | -- | -- | -- | -- | | | -- | -- | -- | |
| 12/04 | at Atlanta | | -- | -- | -- | -- | | | -- | -- | -- | |
| 12/11 | Baltimore | | -- | -- | -- | -- | | | -- | -- | -- | |
| 12/18 | at Carolina | | -- | -- | -- | -- | | | -- | -- | -- | |
| 12/24 | Las Vegas | | -- | -- | -- | -- | | | -- | -- | -- | |
| 01/01 | at Baltimore | | -- | -- | -- | -- | | | -- | -- | -- | |
| 01/08 | Cleveland | | -- | -- | -- | -- | | | -- | -- | -- | |
| TOTALS | | 15 - 394 (26.3), 0 TDS | | | | | 22 - 699 (31.8), 4 TDS | | | | | |

| 2022 REGULAR SEASON - BIG RUN PLAYS (10+ YARDS) | | | | | | | | | | | |
|---|-----------------|------------------------|------------------|------|-------------|------------|------------------------|------------------|------|-------------|--------------|
| DATE | OPPONENT | QTR | STEELERS PLAYER | YDS. | DOWN | RESULT | QTR | OPP. PLAYER | YDS. | DOWN | RESULT |
| 09/11 | at Cincinnati | 2 | Chase Claypool | 15 | 2-7-PIT 44 | Touchdown | 2 | Joe Mixon | 31 | 4-1-PIT 35 | Field Goal |
| | | 4 | Najee Harris | 11 | 1-10-PIT 23 | Punt | | Joe Burrow | 23 | 1-10-CIN 48 | Downs |
| | | 5 | Chase Claypool | 12 | 1-10-PIT 45 | Missed FG | | | | | |
| 09/18 | New England | 3 | Gunner Olszewski | 18 | 2-10-PIT 39 | Touchdown | 4 | Damien Harris | 16 | 1-10-PIT 43 | End Game |
| 09/22 | at Cleveland | 1 | Najee Harris | 10 | 1-10-CLE 48 | Missed FG | 1 | Nick Chubb | 13 | 2-9-CLE 26 | Punt |
| | | 2 | Jaylen Warren | 10 | 2-6-CLE 44 | Touchdown | 1 | Nick Chubb | 36 | 1-10-PIT 48 | Touchdown |
| | | 2 | Chase Claypool | 11 | 2-9-CLE 26 | Touchdown | 2 | Kareem Hunt | 11 | 2-7- 50 | Downs |
| | | 2 | Najee Harris | 10 | 1-10-CLE 15 | Touchdown | 4 | Nick Chubb | 16 | 1-10-PIT 39 | Touchdown |
| 10/02 | N.Y. Jets | 2 | Jaylen Warren | 14 | 2-7-PIT 48 | Field Goal | 2 | Breece Hall | 16 | 2-10-PIT 44 | Interception |
| | | 2 | Najee Harris | 13 | 1-10-NYJ 38 | Field Goal | 4 | Breece Hall | 16 | 1-10-PIT 17 | Touchdown |
| | | 3 | Najee Harris | 16 | 1-10-PIT 32 | Touchdown | | | | | |
| 10/09 | at Buffalo | 3 | Kenny Pickett | 10 | 2-10-BUF 24 | Missed FG | 1 | Josh Allen | 16 | 1-10-PIT 34 | Field Goal |
| | | 4 | Jaylen Warren | 10 | 2-9-PIT 36 | Downs | 2 | Devin Singletary | 23 | 1-10-BUF 47 | Touchdown |
| | | 4 | Jaylen Warren | 12 | 2-2-PIT 40 | Downs | 3 | Josh Allen | 21 | 3-4-BUF 45 | Fumble |
| | | | | | | | 4 | James Cook | 24T | 1-10-PIT 24 | Touchdown |
| 10/16 | Tampa Bay | -- | -- | -- | -- | -- | -- | -- | -- | -- | -- |
| 10/23 | at Miami | -- | -- | -- | -- | -- | -- | -- | -- | -- | -- |
| 10/30 | at Philadelphia | -- | -- | -- | -- | -- | -- | -- | -- | -- | -- |
| 11/13 | New Orleans | -- | -- | -- | -- | -- | -- | -- | -- | -- | -- |
| 11/20 | Cincinnati | -- | -- | -- | -- | -- | -- | -- | -- | -- | -- |
| 11/28 | at Indianapolis | -- | -- | -- | -- | -- | -- | -- | -- | -- | -- |
| 12/04 | at Atlanta | -- | -- | -- | -- | -- | -- | -- | -- | -- | -- |
| 12/11 | Baltimore | -- | -- | -- | -- | -- | -- | -- | -- | -- | -- |
| 12/18 | at Carolina | -- | -- | -- | -- | -- | -- | -- | -- | -- | -- |
| 12/24 | Las Vegas | -- | -- | -- | -- | -- | -- | -- | -- | -- | -- |
| 01/01 | at Baltimore | -- | -- | -- | -- | -- | -- | -- | -- | -- | -- |
| 01/08 | Cleveland | -- | -- | -- | -- | -- | -- | -- | -- | -- | -- |
| TOTALS | | 14 - 172 (12.3), 0 TDS | | | | | 13 - 262 (20.2), 1 TDS | | | | |

| DATE OPPONENT | | RUSHES | | | | RECEPTIONS | | | | RETURNS | | | |
|-----------------------|----|------------------|--------|---------|--------|-----------------|--------|---------|--------|--------------------------|--------|-----|--------|
| | | GAIN | PLAYER | QTR | RESULT | GAIN | PLAYER | QTR | RESULT | GAIN | PLAYER | QTR | RESULT |
| 09/11 at Cincinnati | 15 | Chase Claypool | 2 | TD | 31 | Pat Freiermuth | 1 | FG | 31t | Minkah Fitzpatrick (INT) | 1 | INT | |
| | 11 | Najee Harris | 4 | Punt | 32 | Zach Gentry | 2 | TD | | | | | |
| | 12 | Chase Claypool | 5 | Miss FG | 25 | Diontae Johnson | 5 | Miss FG | | | | | |
| 09/18 New England | 18 | Gunner Olszewski | 3 | TD | 23 | George Pickens | 2 | Half | | | | | |
| 09/22 at Cleveland | 10 | Najee Harris | 1 | Miss FG | 36 | George Pickens | 1 | TD | | | | | |
| | 10 | Jaylen Warren | 2' | TD | 20 | Chase Claypool | 2 | Half | | | | | |
| | 11 | Chase Claypool | 2' | TD | 26 | Pat Freiermuth | 4 | FG | | | | | |
| | 10 | Najee Harris | 2 | TD | | | | | | | | | |
| 10/02 N.Y. Jets | 14 | Jaylen Warren | 2' | FG | 26 | George Pickens | 2 | FG | 34 | Minkah Fitzpatrick (INT) | 3 | INT | |
| | 13 | Najee Harris | 2' | FG | 24 | Pat Freiermuth | 2 | Punt | | | | | |
| | 16 | Najee Harris | 3 | TD | 26 | George Pickens | 4 | INT | | | | | |
| | | | | | 27 | George Pickens | 4 | INT | | | | | |
| 10/09 at Buffalo | 10 | Kenny Pickett | 3 | Miss FG | 29 | George Pickens | 2 | Miss FG | | | | | |
| | 10 | Jaylen Warren | 4 | Downs | 23 | Diontae Johnson | 3 | Downs | | | | | |
| | 12 | Jaylen Warren | 4 | Downs | 20 | Chase Claypool | 3 | Miss FG | | | | | |
| 10/16 Tampa Bay | -- | -- | -- | -- | -- | -- | -- | -- | -- | -- | -- | -- | |
| 10/23 at Miami | -- | -- | -- | -- | -- | -- | -- | -- | -- | -- | -- | -- | |
| 10/30 at Philadelphia | -- | -- | -- | -- | -- | -- | -- | -- | -- | -- | -- | -- | |
| 11/13 New Orleans | -- | -- | -- | -- | -- | -- | -- | -- | -- | -- | -- | -- | |
| 11/20 Cincinnati | -- | -- | -- | -- | -- | -- | -- | -- | -- | -- | -- | -- | |
| 11/28 at Indianapolis | -- | -- | -- | -- | -- | -- | -- | -- | -- | -- | -- | -- | |
| 12/04 at Atlanta | -- | -- | -- | -- | -- | -- | -- | -- | -- | -- | -- | -- | |
| 12/11 Baltimore | -- | -- | -- | -- | -- | -- | -- | -- | -- | -- | -- | -- | |
| 12/18 at Carolina | -- | -- | -- | -- | -- | -- | -- | -- | -- | -- | -- | -- | |
| 12/24 Las Vegas | -- | -- | -- | -- | -- | -- | -- | -- | -- | -- | -- | -- | |
| 01/01 at Baltimore | -- | -- | -- | -- | -- | -- | -- | -- | -- | -- | -- | -- | |
| 01/08 Cleveland | -- | -- | -- | -- | -- | -- | -- | -- | -- | -- | -- | -- | |

*. result within the same drive

| STEELERS OPPONENTS 2022 REGULAR SEASON - BIG PLAYS: RUSH 10+, RECEPTIONS 20+, RETURNS 30+ | | | | | | | | | | | | | |
|---|-----------------|-----------------------|--|------------------|---------------------------|---|---|--|--|---------|--------------------|-----|--------|
| | | RUSHES | | | | RECEPTIONS | | | | RETURNS | | | |
| DATE | OPPONENT | GAIN | PLAYER | QTR | RESULT | GAIN | PLAYER | QTR | RESULT | GAIN | PLAYER | QTR | RESULT |
| 09/11 | at Cincinnati | 31 23 | Joe Mixon Joe Burrow | 2 4 | FG Downs | 21 24 22 20 | Ja'Marr Chase Ja'Marr Chase Tyler Boyd Hayden Hurst | 2 3 4 5 | FG TD INT Miss FG | | | | |
| 09/18 | New England | 16 | Damien Harris | 4 | Game | 24 44t 25 | Jakobi Meyers Nelson Agholor Nelson Agholor | 2 2 3 | Punt TD Punt | 37 | Kyle Dugger (KR) | 2 | Punt |
| 09/22 | at Cleveland | 13 36 11 16 | Nick Chubb Nick Chubb Kareem Hunt Nick Chubb | 1 1 2 4 | Punt TD Downs TD | 28 32 | Amari Cooper Amari Cooper | 3 4 | FG TD | | | | |
| 10/02 | N.Y. Jets | 16 16 | Breece Hall Breece Hall | 2 4 | INT TD | 20 28 26 35 22 | Elijah Moore Elijah Moore Tyler Conklin Garrett Wilson Corey Davis | 1' 2' 2 4' 4 | TD TD Punt TD TD | | | | |
| 10/09 | at Buffalo | 16 23 21 24t | Josh Allen Devin Singletary Josh Allen James Cook | 1 2 3 4 | FG TD Fumble TD | 98t 31 26 26 62t 20 24t 41 | Gabe Davis Khalil Shakir Isaiah Hodgins Quintin Morris Gabe Davis Khalil Shakir Khalil Shakir Stefon Diggs | 1 1 2' 2' 2 2' 2' 4 | TD FG INT INT TD TD TD TD | 34 | Khalil Shakir (KR) | 1 | FG |
| 10/16 | Tampa Bay | -- | -- | -- | -- | -- | -- | -- | -- | -- | -- | -- | -- |
| 10/23 | at Miami | -- | -- | -- | -- | -- | -- | -- | -- | -- | -- | -- | -- |
| 10/30 | at Philadelphia | -- | -- | -- | -- | -- | -- | -- | -- | -- | -- | -- | -- |
| 11/13 | New Orleans | -- | -- | -- | -- | -- | -- | -- | -- | -- | -- | -- | -- |
| 11/20 | Cincinnati | -- | -- | -- | -- | -- | -- | -- | -- | -- | -- | -- | -- |
| 11/28 | at Indianapolis | -- | -- | -- | -- | -- | -- | -- | -- | -- | -- | -- | -- |
| 12/04 | at Atlanta | -- | -- | -- | -- | -- | -- | -- | -- | -- | -- | -- | -- |
| 12/11 | Baltimore | -- | -- | -- | -- | -- | -- | -- | -- | -- | -- | -- | -- |
| 12/18 | at Carolina | -- | -- | -- | -- | -- | -- | -- | -- | -- | -- | -- | -- |
| 12/24 | Las Vegas | -- | -- | -- | -- | -- | -- | -- | -- | -- | -- | -- | -- |
| 01/01 | at Baltimore | -- | -- | -- | -- | -- | -- | -- | -- | -- | -- | -- | -- |
| 01/08 | Cleveland | -- | -- | -- | -- | -- | -- | -- | -- | -- | -- | -- | -- |

* - result within the same drive

| 2022 REGULAR SEASON - 30+ YARD KICKOFF/10+ YARD PUNT/10+ YARD BLOCKED KICK RETURNS/20+ YARD INTERCEPTION/10+ YARD FUMBLE | | | | | | | | | | | | | | | |
|--|-----------------|-----------------------|------|--------------------|------|------|--------|------------|----------------------|-------------|---------------|------|--------|-----------|--|
| DATE | OPPONENT | QTR RETURN | | STEELERS PLAYER | YDS. | DOWN | RESULT | QTR RETURN | | OPP. PLAYER | YDS. | DOWN | RESULT | | |
| 09/11 | at Cincinnati | 1 | INT | Minkah Fitzpatrick | 31 | T | PIT 35 | Field Goal | 3 | Punt | Trent Taylor | 10 | PIT 46 | Touchdown | |
| | | 4 | Punt | Gunner Olszewski | 20 | | CIN 45 | Field Goal | | | | | | | |
| 09/18 | New England | NONE | | | | | | | 2 | KO | Kyle Dugger | 37 | PIT 20 | Punt | |
| | | | | | | | | | 2 | Punt | Myles Bryant | 16 | NE 26 | Touchdown | |
| 09/22 | at Cleveland | NONE | | | | | | | NONE | | | | | | |
| 10/02 | N.Y. Jets | 2 | INT | Cameron Sutton | 26 | | PIT 30 | Field Goal | NONE | | | | | | |
| | | 3 | INT | Minkah Fitzpatrick | 34 | | NYJ 4 | Touchdown | | | | | | | |
| | | 3 | Punt | Gunner Olszewski | 10 | | PIT 18 | Touchdown | | | | | | | |
| 10/09 | at Buffalo | NONE | | | | | | | 1 | KO | Khalil Shakir | 34 | BUF 35 | Punt | |
| 10/16 | Tampa Bay | -- | -- | -- | -- | -- | -- | -- | -- | -- | -- | -- | -- | -- | |
| 10/23 | at Miami | -- | -- | -- | -- | -- | -- | -- | -- | -- | -- | -- | -- | -- | |
| 10/30 | at Philadelphia | -- | -- | -- | -- | -- | -- | -- | -- | -- | -- | -- | -- | -- | |
| 11/13 | New Orleans | -- | -- | -- | -- | -- | -- | -- | -- | -- | -- | -- | -- | -- | |
| 11/20 | Cincinnati | -- | -- | -- | -- | -- | -- | -- | -- | -- | -- | -- | -- | -- | |
| 11/28 | at Indianapolis | -- | -- | -- | -- | -- | -- | -- | -- | -- | -- | -- | -- | -- | |
| 12/04 | at Atlanta | -- | -- | -- | -- | -- | -- | -- | -- | -- | -- | -- | -- | -- | |
| 12/11 | Baltimore | -- | -- | -- | -- | -- | -- | -- | -- | -- | -- | -- | -- | -- | |
| 12/18 | at Carolina | -- | -- | -- | -- | -- | -- | -- | -- | -- | -- | -- | -- | -- | |
| 12/24 | Las Vegas | -- | -- | -- | -- | -- | -- | -- | -- | -- | -- | -- | -- | -- | |
| 01/01 | at Baltimore | -- | -- | -- | -- | -- | -- | -- | -- | -- | -- | -- | -- | -- | |
| 01/08 | Cleveland | -- | -- | -- | -- | -- | -- | -- | -- | -- | -- | -- | -- | -- | |
| TOTALS | | 5 - 121 (24.2), 1 TDS | | | | | | | 4 - 97 (24.3), 0 TDS | | | | | | |

2022 REGULAR SEASON

WEEK 1: STEELERS 23, BENGALS 20

SEPTEMBER 11, 2022

| # STEELERS | | | | | | | | | | | | | | # BENGALS | | | | | | | | | | | | | |
|------------|-------|-------|------|--------------|--------|-------|-----|-----|-----|-----|--------|------------|------|-----------|-------|-------|-----------|----------|--------|-------|-----|-----|-----|--------|--------------|--------------|------------|
| # | RECD | LOST | POSS | OBTAINED | BEGAN | PLAYS | YDS | PEN | NET | 1ST | ENDED | GIVEN UP | | # | RECD | LOST | POSS | OBTAINED | BEGAN | PLAYS | YDS | PEN | NET | 1ST | ENDED | GIVEN UP | |
| 1 | 15:00 | 13:31 | 1:29 | Kickoff | PIT 25 | 3 | 9 | 0 | 9 | 0 | PIT 34 | Punt | | 1 | 13:31 | 12:43 | 0:48 | Punt | CIN 22 | 2 | 15 | 0 | -5 | 0 | CIN 17 | Interception | |
| 2 | 07:17 | 05:47 | 1:30 | Kickoff | PIT 25 | 3 | 9 | 0 | 5 | 0 | PIT 30 | Punt | | 2 | 12:43 | 07:17 | 5:26 | Kickoff | Punt | 25 | 10 | 34 | 0 | 34 | 3 | PIT 41 | Field Goal |
| 3 | 04:22 | 02:25 | 1:57 | Fumble | CIN 34 | 5 | 32 | 0 | 32 | 1 | CIN 2 | Field Goal | 3 | 05:47 | 04:22 | 1:25 | Punt | CIN 35 | 3 | 1 | -2 | -1 | 1 | CIN 43 | Fumble | | |
| 4 | 13:08 | 08:46 | 4:22 | Interception | PIT 41 | 7 | 57 | 2 | 59 | 4 | CIN 2 | Touchdown | 4 | 02:25 | 13:08 | 4:17 | Kickoff | CIN 25 | 9 | 36 | 0 | 36 | 3 | PIT 39 | Interception | | |
| 5 | 05:24 | 04:01 | 1:23 | Interception | PIT 8 | 3 | 6 | 0 | 6 | 0 | PIT 14 | Punt | 5 | 08:46 | 05:24 | 3:22 | Kickoff | CIN 25 | 6 | 32 | 0 | 32 | 2 | PIT 43 | Interception | | |
| 6 | 00:14 | 00:00 | 0:14 | Kickoff | PIT 25 | 1 | -1 | 0 | -1 | 0 | PIT 25 | End Half | 6 | 04:01 | 00:14 | 3:47 | Kickoff | CIN 35 | 9 | 62 | -5 | 57 | 2 | PIT 8 | Field Goal | | |
| 7 | 12:57 | 10:25 | 2:32 | Punt | PIT 9 | 6 | 7 | 0 | 7 | 1 | PIT 16 | Punt | 7 | 15:00 | 12:57 | 2:03 | Kickoff | CIN 25 | 3 | 8 | 0 | 8 | 0 | CIN 33 | Punt | | |
| 8 | 04:41 | 00:31 | 4:20 | Kickoff | PIT 25 | 6 | 23 | 0 | 10 | -13 | 1 | PIT 38 | Punt | 8 | 10:25 | 04:41 | 5:44 | Punt | PIT 46 | 9 | 46 | 0 | 46 | 4 | PIT 2 | Touchdown | |
| 9 | 13:21 | 11:13 | 2:08 | Punt | CIN 45 | 7 | 15 | 0 | 15 | 1 | CIN 30 | Field Goal | 9 | 00:21 | 13:21 | 2:00 | Punt | CIN 9 | 3 | 6 | 0 | 6 | 0 | CIN 15 | Punt | | |
| 10 | 08:16 | 06:05 | 2:11 | Interception | PIT 23 | 4 | 17 | 0 | 17 | 1 | PIT 40 | Punt | 10 | 11:13 | 08:16 | 2:57 | Kickoff | CIN 25 | 8 | 39 | 0 | 39 | 2 | PIT 36 | Interception | | |
| 11 | 01:51 | 01:27 | 0:24 | Downs | PIT 17 | 3 | 2 | 0 | 2 | 0 | PIT 19 | Punt | 11 | 06:05 | 01:51 | 4:14 | Punt | CIN 30 | 12 | 62 | 6 | 68 | 5 | PIT 2 | Downs | | |
| 12 | 00:02 | 00:00 | 0:02 | Kickoff | | 0 | 0 | 0 | 0 | 0 | PIT 22 | End Half | 12 | 01:27 | 00:02 | 1:25 | Punt | CIN 40 | 9 | 49 | 11 | 60 | 5 | PIT 6 | Touchdown | | |
| 13 | 10:00 | 08:21 | 1:39 | Kickoff | PIT 25 | 3 | 7 | 0 | 7 | 0 | PIT 32 | Punt | 13 | 08:21 | 03:33 | 4:48 | Punt | CIN 25 | 9 | 52 | 12 | 64 | 4 | PIT 11 | Missed FG | | |
| 14 | 03:33 | 02:22 | 1:11 | Missed FG | PIT 20 | 6 | 43 | 0 | 43 | 2 | CIN 37 | Missed FG | 14 | 02:22 | 00:56 | 1:26 | Missed FG | CIN 45 | 5 | 5 | 0 | 5 | 1 | | Punt | | |
| 15 | 00:56 | 00:00 | 0:56 | Punt | PIT 20 | 8 | 45 | 0 | 45 | 2 | CIN 35 | Field Goal | | | | | | | | | | | | | | | |

WEEK 2: STEELERS 14, PATRIOTS 17

SEPTEMBER 18, 2022

| STEELERS | | | | | | | | | | | | | | PATRIOTS | | | | | | | | | | | | | |
|----------|-------|-------|------|--------------|--------|-------|-----|-----|-----|-----|--------|--------------|----|----------|-------|-------|-------------|----------|-------|-------|-----|-----|-------|-----------|--------------|------------|--|
| # | RECD | LOST | POSS | OBTAINED | BEGAN | PLAYS | YDS | PEN | NET | 1ST | ENDED | GIVEN UP | | # | RECD | LOST | POSS | OBTAINED | BEGAN | PLAYS | YDS | PEN | NET | 1ST | ENDED | GIVEN UP | |
| 1 | 15:00 | 13:27 | 1:33 | Kickoff | PIT 25 | 3 | 6 | 0 | 6 | 0 | PIT 31 | Punt | | 1 | 13:27 | 06:42 | 6:45 | Punt | NE 20 | 13 | 76 | -5 | 71 | 4 | PIT 9 | Field Goal | |
| 2 | 06:42 | 01:38 | 5:04 | Kickoff | PIT 25 | 9 | 33 | 0 | 33 | 3 | NE 42 | Interception | 2 | 01:38 | 00:42 | 0:56 | Punt | NE 39 | 3 | 5 | 0 | 5 | 0 | NE 44 | Interception | | |
| 3 | 00:42 | 08:35 | 7:07 | Interception | PIT 34 | 16 | 53 | -5 | 48 | 4 | NE 18 | Field Goal | 3 | 08:35 | 06:25 | 2:10 | Kickoff | NE 34 | 3 | 28 | -20 | 8 | 0 | NE 42 | Punt | | |
| 4 | 06:25 | 03:08 | 3:17 | Punt | PIT 20 | 6 | 20 | -5 | 15 | 1 | PIT 35 | Punt | 4 | 03:08 | 00:22 | 2:46 | Kickoff | NE 26 | 8 | 74 | 0 | 74 | 3 | PIT 44 | Touchdown | | |
| 5 | 00:22 | 00:00 | 0:22 | Kickoff | PIT 25 | 4 | 19 | 0 | 19 | 1 | PIT 44 | End Half | 5 | 15:00 | 09:17 | 5:43 | Kickoff | NE 25 | 11 | 46 | -5 | 41 | 3 | PIT 34 | Missed FG | | |
| 6 | 09:17 | 05:44 | 3:33 | Missed FG | PIT 42 | 7 | 25 | 0 | 25 | 2 | NE 33 | Field Goal | 6 | 05:44 | 03:58 | 1:46 | Kickoff | NE 17 | 4 | 31 | -5 | 26 | 1 | NE 43 | Punt | | |
| 7 | 02:47 | 14:58 | 2:49 | Kickoff | PIT 25 | 9 | 75 | 0 | 75 | 5 | NE 8 | Touchdown | 7 | 03:58 | 02:47 | 1:11 | Muffed Punt | PIT 10 | 13 | 0 | 10 | 1 | PIT 2 | Touchdown | | | |
| 8 | 10:49 | 09:40 | 1:09 | Punt | PIT 11 | 3 | 4 | 0 | 4 | 0 | PIT 15 | Punt | 8 | 14:58 | 10:49 | 4:09 | Kickoff | NE 28 | 7 | 42 | -10 | 32 | 2 | PIT 40 | Punt | | |
| 9 | 08:03 | 06:33 | 1:30 | Punt | PIT 20 | 3 | 8 | 0 | 8 | 0 | PIT 28 | Punt | 9 | 09:40 | 08:03 | 1:37 | Punt | | 3 | 8 | 0 | 8 | 0 | PIT 42 | Punt | | |
| | | | | | | | | | | | | | 10 | 06:33 | 00:00 | 6:33 | Punt | NE 30 | 13 | 56 | -10 | 46 | 4 | PIT 21 | End Game | | |

WEEK 3: STEELERS 17, BROWNS 29

SEPTEMBER 22, 2022

| STEELERS | | | | | | | | | | | | | | BROWNS | | | | | | | | | | | | | |
|----------|-------|-------|------|----------|--------|-------|-----|-----|-----|-----|--------|------------|----|--------|-------|-------|-----------|----------|--------|-------|-----|-----|-----|--------|------------|----------|--|
| # | RECD | LOST | POSS | OBTAINED | BEGAN | PLAYS | YDS | PEN | NET | 1ST | ENDED | GIVEN UP | | # | RECD | LOST | POSS | OBTAINED | BEGAN | PLAYS | YDS | PEN | NET | 1ST | ENDED | GIVEN UP | |
| 1 | 13:00 | 11:04 | 1:56 | Punt | PIT 20 | 4 | 18 | 0 | 18 | 1 | PIT 38 | Punt | | 1 | 15:00 | 13:00 | 2:00 | Kickoff | CLE 25 | 5 | 14 | 0 | 14 | 1 | CLE 39 | Punt | |
| 2 | 08:37 | 05:55 | 2:42 | Punt | CLE 48 | 5 | 16 | 0 | 16 | 1 | CLE 32 | Missed FG | 2 | 11:04 | 08:37 | 2:27 | Punt | CLE 23 | 3 | -5 | 5 | 0 | 0 | CLE 23 | Punt | | |
| 3 | 02:54 | 14:55 | 2:59 | Kickoff | PIT 25 | 7 | 75 | 0 | 75 | 4 | CLE 5 | Touchdown | 3 | 05:55 | 02:54 | 3:01 | Missed FG | CLE 40 | 7 | 60 | 0 | 60 | 3 | PIT 11 | Touchdown | | |
| 4 | 08:58 | 03:00 | 5:08 | Kickoff | PIT 25 | 10 | 75 | 0 | 75 | 6 | CLE 1 | Touchdown | 4 | 14:55 | 08:58 | 5:57 | Kickoff | CLE 21 | 12 | 79 | 0 | 79 | 6 | PIT 7 | Touchdown | | |
| 5 | 00:30 | 00:00 | 0:30 | Downs | PIT 32 | 4 | 20 | 0 | 25 | 2 | CLE 43 | End Half | 5 | 03:00 | 00:30 | 3:30 | Kickoff | CLE 12 | 9 | 57 | 0 | 57 | 3 | PIT 31 | Downs | | |
| 6 | 15:00 | 09:33 | 5:27 | Kickoff | PIT 16 | 10 | 43 | -5 | 38 | 3 | CLE 46 | Punt | 6 | 09:33 | 02:31 | 7:02 | Punt | CLE 14 | 14 | 80 | -10 | 70 | 4 | PIT 16 | Field Goal | | |
| 7 | 02:31 | 01:04 | 1:27 | Kickoff | PIT 25 | 3 | 7 | 0 | 7 | 0 | PIT 32 | Punt | 7 | 01:04 | 09:29 | 6:35 | Punt | CLE 20 | 11 | 80 | 0 | 80 | 4 | PIT 1 | Touchdown | | |
| 8 | 09:29 | 08:32 | 0:57 | Kickoff | PIT 25 | 3 | 0 | -5 | -5 | 0 | PIT 20 | Punt | 8 | 08:32 | 05:29 | 3:03 | Punt | CLE 39 | 5 | 9 | 0 | 9 | 1 | CLE 48 | Punt | | |
| 9 | 05:29 | 04:18 | 1:11 | Punt | PIT 6 | 3 | 4 | 0 | 4 | 0 | PIT 10 | Punt | 9 | 04:18 | 03:13 | 1:05 | Punt | CLE 49 | 3 | -7 | 0 | -7 | 0 | CLE 42 | Punt | | |
| 10 | 01:53 | 01:46 | 0:07 | Punt | PIT 20 | 7 | 59 | 4 | 63 | 3 | CLE 17 | Field Goal | 10 | 01:48 | 00:09 | 1:39 | Kickoff | PIT 46 | 3 | 9 | 0 | 9 | 0 | PIT 37 | Punt | | |
| 11 | 00:09 | 00:00 | 0:09 | Punt | PIT 4 | 1 | -2 | 0 | -2 | 0 | PIT 4 | Fumble | | | | | | | | | | | | | | | |

WEEK 4: STEELERS 20, JETS 24

OCTOBER 2, 2022

| STEELERS | | | | | | | | | | | | | | JETS | | | | | | | | | | | | | |
|----------|-------|-------|------|--------------|--------|-------|-----|-----|-----|-----|--------|--------------|----|-------|-------|-------|--------------|----------|-------|-------|-----|-----|-----|--------|--------------|----------|--|
| # | RECD | LOST | POSS | OBTAINED | BEGAN | PLAYS | YDS | PEN | NET | 1ST | ENDED | GIVEN UP | | # | RECD | LOST | POSS | OBTAINED | BEGAN | PLAYS | YDS | PEN | NET | 1ST | ENDED | GIVEN UP | |
| 1 | 15:00 | 09:57 | 5:03 | Kickoff | PIT 25 | 8 | 35 | -5 | 30 | 2 | NYJ 45 | Punt | | 1 | 09:57 | 07:41 | 2:16 | Punt | NYJ 9 | 3 | 9 | 0 | 9 | 0 | NYJ 18 | Punt | |
| 2 | 07:41 | 07:35 | 0:06 | Punt | PIT 23 | 1 | 0 | 0 | 0 | 0 | PIT 23 | Interception | 2 | 07:35 | 04:03 | 3:32 | Interception | PIT 36 | 7 | 16 | 0 | 16 | 1 | PIT 20 | Field Goal | | |
| 3 | 04:03 | 02:05 | 1:58 | Kickoff | PIT 25 | 3 | 9 | 0 | 9 | 0 | PIT 34 | Punt | 3 | 02:05 | 12:37 | 4:28 | Punt | NYJ 30 | 9 | 70 | 0 | 70 | 4 | PIT 2 | Touchdown | | |
| 4 | 12:37 | 08:30 | 4:07 | Kickoff | PIT 25 | 10 | 52 | -10 | 42 | 3 | NYJ 33 | Field Goal | 4 | 08:30 | 07:33 | 0:57 | Kickoff | NYJ 40 | 3 | 2 | 0 | 2 | 0 | NYJ 42 | Punt | | |
| 5 | 07:33 | 05:22 | 2:11 | Punt | PIT 15 | 4 | 21 | -5 | 16 | 1 | PIT 31 | Punt | 5 | 05:22 | 03:43 | 1:39 | Punt | NYJ 9 | 5 | 22 | 0 | 22 | 1 | NYJ 31 | Punt | | |
| 6 | 03:43 | 02:32 | 1:11 | Punt | PIT 34 | 3 | -10 | -5 | -15 | 0 | PIT 19 | Punt | 6 | 02:32 | 00:20 | 2:12 | Punt | NYJ 46 | 7 | 20 | 0 | 25 | 2 | PIT 29 | Interception | | |
| 7 | 00:20 | 00:00 | 0:20 | Interception | PIT 30 | 3 | 14 | 15 | 29 | 2 | NYJ 41 | Field Goal | 7 | 15:00 | 13:53 | 1:07 | Kickoff | NYJ 25 | 3 | 1 | 0 | 1 | 0 | NYJ 26 | Punt | | |
| 8 | 13:53 | 10:59 | 2:54 | Punt | PIT 22 | 6 | 14 | 15 | 29 | 2 | NYJ 49 | Interception | 8 | 10:59 | 08:45 | 2:14 | Kickoff | NYJ 11 | 4 | 19 | 0 | 19 | 1 | NYJ 30 | Interception | | |
| 9 | 08:45 | 07:18 | 1:27 | Interception | NYJ 4 | 4 | 4 | 0 | 4 | 1 | NYJ 1 | Touchdown | 9 | 07:18 | 05:07 | 2:11 | Kickoff | NYJ 25 | 6 | 28 | -5 | 23 | 1 | NYJ 48 | Punt | | |
| 10 | 05:07 | 13:36 | 6:31 | Punt | PIT 18 | 12 | 87 | -5 | 82 | 6 | NYJ 2 | Touchdown | 10 | 13:36 | 07:31 | 6:05 | Kickoff | NYJ 19 | 11 | 91 | -10 | 81 | 4 | PIT 5 | Touchdown | | |
| 11 | 07:31 | 03:34 | 3:57 | Kickoff | PIT 25 | 7 | 39 | 0 | 39 | 2 | NYJ 36 | Interception | 11 | 03:34 | 00:16 | 3:18 | Interception | NYJ 35 | 10 | 70 | -5 | 65 | 5 | PIT 2 | Touchdown | | |
| 12 | 00:16 | 00:00 | 0:16 | Kickoff | PIT 25 | 2 | 27 | 0 | 27 | 1 | NYJ 48 | Interception | | | | | | | | | | | | | | | |

WEEK 5: STEELERS 3, BILLS 38

OCTOBER 9, 2022

| STEELERS | | | | | | | | | | | | | | BILLS | | | | | | | | | | | | | |
|----------|-------|-------|------|--------------|--------|-------|-----|-----|-----|-----|--------|--------------|----|-------|-------|------|----------------|----------|-------|-------|-----|-----|-----|--------|--------------|----------|--|
| # | RECD | LOST | POSS | OBTAINED | BEGAN | PLAYS | YDS | PEN | NET | 1ST | ENDED | GIVEN UP | | # | RECD | LOST | POSS | OBTAINED | BEGAN | PLAYS | YDS | PEN | NET | 1ST | ENDED | GIVEN UP | |
| 1 | 11:26 | 05:38 | 6:18 | Missed FG | PIT 39 | 12 | 50 | 0 | 50 | 4 | BUF 11 | Field Goal | 2 | 15:00 | 13:56 | 1:04 | Kickoff | BUF 2 | 3 | 98 | 0 | 98 | 1 | BUF 2 | Touchdown | | |
| 2 | 02:41 | 00:34 | 2:07 | Kickoff | PIT 25 | 3 | 14 | -10 | 4 | 0 | PIT 29 | Punt | 2 | 13:56 | 11:56 | 2:00 | Muffed Kickoff | PIT 21 | 4 | 0 | -10 | -10 | 0 | PIT 31 | Touchdown | | |
| 3 | 11:25 | 09:39 | 1:46 | Interception | PIT 20 | 3 | 8 | 0 | 8 | 0 | PIT 28 | Punt | 3 | 05:38 | 02:41 | 2:57 | Kickoff | BUF 35 | 7 | 48 | 0 | 48 | 2 | PIT 17 | Field Goal | | |
| 4 | 09:29 | 07:53 | 1:36 | Kickoff | PIT 25 | 3 | 2 | 0 | 2 | 0 | PIT 27 | Punt | 4 | 00:34 | 11:25 | 4:09 | Punt | BUF 2 | 9 | 78 | -1 | 77 | 3 | PIT 28 | Interception | | |
| 5 | 07:20 | 03:39 | 3:41 | Kickoff | PIT 25 | 9 | 60 | 0 | 60 | 3 | BUF 15 | Missed FG | 5 | 09:39 | 09:29 | 0:10 | Punt | BUF 3 | 1 | 62 | 0 | 62 | 1 | BUF 38 | Touchdown | | |
| 6 | 01:02 | 00:15 | 0:47 | Kickoff | PIT 27 | 2 | 5 | 5 | 10 | 1 | PIT 37 | Interception | 6 | 07:53 | 07:20 | 0:33 | Punt | BUF 47 | 2 | 38 | 15 | 53 | 4 | PIT 15 | Touchdown | | |
| 7 | 15:00 | 10:38 | 4:22 | Kickoff | PIT 25 | 8 | 48 | 7 | 55 | 3 | BUF 27 | Downs | 7 | 03:39 | 01:02 | 2:37 | Missed FG | BUF 23 | 8 | 77 | 0 | 77 | 4 | PIT 24 | Touchdown | | |
| 8 | 05:19 | 00:00 | 5:19 | Fumble | PIT 20 | 10 | 73 | -20 | 53 | 4 | BUF 27 | Missed FG | 8 | 00:15 | 00:00 | 0:15 | Interception | BUF 38 | 2 | -1 | -5 | -6 | 0 | BUF 33 | End Half | | |
| 9 | 14:03 | 10:16 | 3:47 | Kickoff | PIT 25 | 10 | 45 | 0 | 45 | 4 | BUF 30 | Downs | 9 | 12:05 | 09:19 | 5:19 | Downs | BUF 20 | 10 | 75 | 4 | 79 | 5 | PIT 1 | Fumble | | |
| 10 | 08:26 | 07:27 | 0:59 | Punt | PIT 20 | 3 | 0 | 0 | 0 | 0 | PIT 20 | Punt | 10 | 15:00 | 14:03 | 0:57 | Missed FG | BUF 35 | 2 | 65 | 0 | 65 | 2 | PIT 24 | Touchdown | | |
| 11 | 06:26 | 01:00 | 5:26 | Punt | PIT 20 | 12 | 59 | -5 | 54 | 4 | BUF 26 | Downs | 11 | 06:26 | 06:26 | 1:00 | Punt | BUF 36 | 3 | 5 | 0 | 5 | 0 | PIT 49 | Punt | | |
| | | | | | | | | | | | | | 12 | 07:00 | 06:26 | 1:00 | Punt | BUF 26 | 2 | -2 | -2 | -2 | 0 | BUF 25 | End Game | | |

| 2022 REGULAR SEASON | | | | | | | | | | | | | | | | | |
|---------------------|------------|------------|-----|------|--------|-------------|-----|------|--------|------------|-----|------|--------|-------------|-----|------|---------|
| | | STEELERS | | | | | | | | OPPONENT | | | | | | | |
| | | FIRST HALF | | | | SECOND HALF | | | | FIRST HALF | | | | SECOND HALF | | | |
| DATE | OPPONENT | PLAYS | YDS | TIME | RESULT | PLAYS | YDS | TIME | RESULT | PLAYS | YDS | TIME | RESULT | PLAYS | YDS | TIME | RESULT |
| 09/11 | at Bengals | 3 | 9 | 1:29 | Punt | 6 | 7 | 2:32 | Punt | 2 | -5 | 0:48 | INT | 3 | 8 | 2:03 | Punt |
| 09/18 | Patriots | 3 | 6 | 1:33 | Punt | 7 | 25 | 3:33 | FG | 13 | 71 | 6:45 | FG | 11 | 41 | 5:43 | Miss FG |
| 09/22 | at Browns | 4 | 18 | 1:56 | Punt | 10 | 38 | 5:27 | Punt | 5 | 14 | 2:00 | Punt | 14 | 70 | 7:02 | FG |
| 10/02 | Jets | 8 | 30 | 5:03 | Punt | 6 | 29 | 2:54 | INT | 3 | 9 | 2:16 | Punt | 3 | 1 | 1:07 | Punt |
| 10/09 | at Bills | 12 | 50 | 6:18 | FG | 8 | 55 | 4:22 | Downs | 3 | 98 | 1:04 | TD | 10 | 79 | 5:19 | FUM |

| STEELERS | | | | | | | | | | | | | | | | | | | | | | | | | | | | |
|-------------|-----------------|-------------|----|-----|------|----|----|----|----|----|----|------|-----|-----|-----|----|-----|----|----|------|------|------|--------|----------|--|--|--|--|
| DATE | OPPONENT | STARTING QB | | | | | | | | | | | | | | | | | | | | | | | | | | |
| | | POS | TD | PAT | 2-PT | M | FG | M | FG | B | FG | PUNT | INT | FUM | SAF | D | WNS | H | FG | M | PTS | TD% | SCORE% | PTS/POSS | | | | |
| 9/11 | at Cincinnati | Trubisky | 15 | 1 | 2 | 0 | 0 | 3 | 4 | 1 | 0 | 8 | 0 | 0 | 0 | 0 | 2 | 0 | 16 | 6.7 | 26.7 | 1.07 | | | | | | |
| 9/18 | New England | Trubisky | 9 | 1 | 1 | 1 | 1 | 2 | 2 | 0 | 0 | 4 | 1 | 1 | 0 | 0 | 1 | 0 | 14 | 11.1 | 33.3 | 1.56 | | | | | | |
| 9/22 | at Cleveland | Trubisky | 11 | 2 | 2 | 0 | 0 | 1 | 2 | 1 | 0 | 5 | 0 | 1 | 0 | 0 | 1 | 0 | 17 | 18.2 | 27.3 | 1.55 | | | | | | |
| 10/2 | N.Y. Jets | Trubisky | 12 | 2 | 2 | 0 | 0 | 2 | 2 | 0 | 0 | 4 | 4 | 0 | 0 | 0 | 0 | 0 | 20 | 16.7 | 33.3 | 1.67 | | | | | | |
| 10/9 | at Buffalo | Pickett | 11 | 0 | 0 | 0 | 0 | 1 | 3 | 2 | 0 | 4 | 1 | 1 | 0 | 3 | 0 | 0 | 3 | 0.0 | 9.1 | 0.27 | | | | | | |
| 10/16 | Tampa Bay | -- | -- | -- | -- | -- | -- | -- | -- | -- | -- | -- | -- | -- | -- | -- | -- | -- | -- | -- | -- | -- | | | | | | |
| 10/23 | at Miami | -- | -- | -- | -- | -- | -- | -- | -- | -- | -- | -- | -- | -- | -- | -- | -- | -- | -- | -- | -- | -- | | | | | | |
| 10/30 | at Philadelphia | -- | -- | -- | -- | -- | -- | -- | -- | -- | -- | -- | -- | -- | -- | -- | -- | -- | -- | -- | -- | -- | | | | | | |
| 11/13 | New Orleans | -- | -- | -- | -- | -- | -- | -- | -- | -- | -- | -- | -- | -- | -- | -- | -- | -- | -- | -- | -- | -- | | | | | | |
| 11/20 | Cincinnati | -- | -- | -- | -- | -- | -- | -- | -- | -- | -- | -- | -- | -- | -- | -- | -- | -- | -- | -- | -- | -- | | | | | | |
| 11/28 | at Indianapolis | -- | -- | -- | -- | -- | -- | -- | -- | -- | -- | -- | -- | -- | -- | -- | -- | -- | -- | -- | -- | -- | | | | | | |
| 12/4 | at Atlanta | -- | -- | -- | -- | -- | -- | -- | -- | -- | -- | -- | -- | -- | -- | -- | -- | -- | -- | -- | -- | -- | | | | | | |
| 12/11 | Baltimore | -- | -- | -- | -- | -- | -- | -- | -- | -- | -- | -- | -- | -- | -- | -- | -- | -- | -- | -- | -- | -- | | | | | | |
| 12/18 | at Carolina | -- | -- | -- | -- | -- | -- | -- | -- | -- | -- | -- | -- | -- | -- | -- | -- | -- | -- | -- | -- | -- | | | | | | |
| 12/24 | Las Vegas | -- | -- | -- | -- | -- | -- | -- | -- | -- | -- | -- | -- | -- | -- | -- | -- | -- | -- | -- | -- | -- | | | | | | |
| 1/1 | at Baltimore | -- | -- | -- | -- | -- | -- | -- | -- | -- | -- | -- | -- | -- | -- | -- | -- | -- | -- | -- | -- | -- | | | | | | |
| 1/8 | Cleveland | -- | -- | -- | -- | -- | -- | -- | -- | -- | -- | -- | -- | -- | -- | -- | -- | -- | -- | -- | -- | -- | | | | | | |
| 2022 TOTALS | | | 58 | 6 | 7 | 1 | 1 | 9 | 13 | 4 | 0 | 25 | 6 | 3 | 0 | 3 | 4 | 0 | 70 | 10.3 | 25.9 | 1.21 | | | | | | |

| OPPONENT | | (AS OF OCT 11, 2022, 4:14 AM EDT) | | | | | | | | | | | | | | | 2022 : REGULAR SEASON | | | | | |
|-------------|-----------------|-----------------------------------|------|-----|-----|------|-------|-----|-----|-----|-------|------|-----|-----|-----|------|-----------------------|-----|-----|------|--------|----------|
| OPPONENTS | | | | | | | | | | | | | | | | | | | | | | |
| DATE | OPPONENT | STARTING QB | POSS | TD | PAT | 2-PT | M-2PT | FG | FGA | MFG | BK-FG | PUNT | INT | FUM | SAF | DWNS | HF | GM | PTS | TD% | SCORE% | PTS/POSS |
| 9/11 | at Cincinnati | J. Burrow | 14 | 2 | 1 | 1 | 1 | 2 | 3 | 1 | 0 | 3 | 4 | 1 | 0 | 1 | 0 | 0 | 20 | 14.3 | 28.6 | 1.43 |
| 9/18 | New England | M. Jones | 10 | 2 | 2 | 0 | 0 | 1 | 2 | 1 | 0 | 4 | 1 | 0 | 0 | 0 | 0 | 1 | 17 | 20.0 | 30.0 | 1.70 |
| 9/22 | at Cleveland | J. Brissett | 10 | 3 | 2 | 0 | 0 | 1 | 1 | 0 | 0 | 5 | 0 | 0 | 0 | 1 | 0 | 0 | 23 | 30.0 | 40.0 | 2.30 |
| 10/2 | N.Y. Jets | Z. Wilson | 11 | 3 | 3 | 0 | 0 | 1 | 1 | 0 | 0 | 5 | 2 | 0 | 0 | 0 | 0 | 0 | 24 | 27.3 | 36.4 | 2.18 |
| 10/9 | at Buffalo | J. Allen | 13 | 5 | 5 | 0 | 0 | 1 | 2 | 1 | 1 | 2 | 1 | 1 | 0 | 0 | 1 | 1 | 38 | 38.5 | 46.2 | 2.92 |
| 10/16 | Tampa Bay | | --- | --- | --- | --- | --- | --- | --- | --- | --- | --- | --- | --- | --- | --- | --- | --- | --- | --- | --- | --- |
| 10/23 | at Miami | | --- | --- | --- | --- | --- | --- | --- | --- | --- | --- | --- | --- | --- | --- | --- | --- | --- | --- | --- | --- |
| 10/30 | at Philadelphia | | --- | --- | --- | --- | --- | --- | --- | --- | --- | --- | --- | --- | --- | --- | --- | --- | --- | --- | --- | --- |
| 11/13 | New Orleans | | --- | --- | --- | --- | --- | --- | --- | --- | --- | --- | --- | --- | --- | --- | --- | --- | --- | --- | --- | --- |
| 11/20 | Cincinnati | | --- | --- | --- | --- | --- | --- | --- | --- | --- | --- | --- | --- | --- | --- | --- | --- | --- | --- | --- | --- |
| 11/28 | at Indianapolis | | --- | --- | --- | --- | --- | --- | --- | --- | --- | --- | --- | --- | --- | --- | --- | --- | --- | --- | --- | --- |
| 12/4 | at Atlanta | | --- | --- | --- | --- | --- | --- | --- | --- | --- | --- | --- | --- | --- | --- | --- | --- | --- | --- | --- | --- |
| 12/11 | Baltimore | | --- | --- | --- | --- | --- | --- | --- | --- | --- | --- | --- | --- | --- | --- | --- | --- | --- | --- | --- | --- |
| 12/18 | at Carolina | | --- | --- | --- | --- | --- | --- | --- | --- | --- | --- | --- | --- | --- | --- | --- | --- | --- | --- | --- | --- |
| 12/24 | Las Vegas | | --- | --- | --- | --- | --- | --- | --- | --- | --- | --- | --- | --- | --- | --- | --- | --- | --- | --- | --- | --- |
| 1/1 | at Baltimore | | --- | --- | --- | --- | --- | --- | --- | --- | --- | --- | --- | --- | --- | --- | --- | --- | --- | --- | --- | --- |
| 1/8 | Cleveland | | --- | --- | --- | --- | --- | --- | --- | --- | --- | --- | --- | --- | --- | --- | --- | --- | --- | --- | --- | --- |
| 2022 TOTALS | | | 58 | 15 | 13 | 1 | 1 | 6 | 9 | 3 | 1 | 19 | 8 | 2 | 0 | 2 | 1 | 2 | 122 | 25.9 | 36.2 | 2.10 |

| STEELERS 2022 REGULAR SEASON SCORING DRIVES | | | | | | | | | | | |
|---|---------------|--------------|-------------|-------|-------|---------|-------------|---|-----|-----|--|
| DATE | OPPONENT | ACQUIRED | DRIVE START | PLAYS | YARDS | Q/TIME | FIRST DOWNS | SCORING PLAY | PIT | OPP | |
| 09/11 | at Cincinnati | Fumble | CIN 34 | 5 | 32 | Q11:57 | 1 | C. Boswell: 20-yard FG | 10 | 3 | |
| | | Interception | PIT 41 | 7 | 59 | Q24:22 | 4 | N. Harris: 1-yard pass from M. Trubisky | 17 | 3 | |
| | | Punt | CIN 45 | 7 | 15 | Q42:08 | 1 | C. Boswell: 48-yard FG | 20 | 14 | |
| | | Punt | PIT 20 | 8 | 45 | OT0:56 | 2 | C. Boswell: 53-yard FG | 23 | 20 | |
| 09/18 | New England | Interception | PIT 34 | 16 | 48 | Q17:07 | 4 | Q2: C. Boswell: 36-yard FG | 3 | 3 | |
| | | Missed FG | PIT 42 | 7 | 25 | Q313:33 | 2 | C. Boswell: 52-yard FG | 6 | 10 | |
| | | Kickoff | PIT 25 | 9 | 75 | Q312:49 | 5 | Q4: P. Freiermuth: 8-yard pass from M. Trubisky | 14 | 17 | |
| 09/22 | at Cleveland | Kickoff | PIT 25 | 7 | 75 | Q12:59 | 4 | Q2: N. Harris: 5-yard run | 7 | 7 | |
| | | Kickoff | PIT 25 | 10 | 75 | Q25:08 | 6 | M. Trubisky: 1-yard run | 14 | 13 | |
| | | Punt | PIT 20 | 7 | 63 | Q41:25 | 3 | C. Boswell: 34-yard FG | 17 | 23 | |
| 10/02 | N.Y. Jets | Kickoff | PIT 25 | 10 | 42 | Q24:07 | 3 | C. Boswell: 51-yard FG | 3 | 10 | |
| | | Interception | PIT 30 | 3 | 29 | Q20:20 | 2 | C. Boswell: 59-yard FG | 6 | 10 | |
| | | Interception | NYJ 4 | 3 | 4 | Q31:27 | 1 | K. Pickett: 1-yard run | 13 | 10 | |
| | | Punt | PIT 18 | 12 | 82 | Q316:31 | 6 | Q4: K. Pickett: 2-yard run | 20 | 10 | |
| 10/09 | at Buffalo | Missed FG | PIT 39 | 12 | 50 | Q116:18 | 4 | C. Boswell: 29-yard FG | 3 | 7 | |
| AVG | | | | 8.2 | 47.9 | 3:24 | 3.2 | | | | |

| STEELERS OPPONENTS 2022 REGULAR SEASON SCORING DRIVES | | | | | | | | | | | |
|---|---------------|--------------|-------------|-------|-------|---------|-------------|--|-----|-----|--|
| DATE | OPPONENT | ACQUIRED | DRIVE START | PLAYS | YARDS | Q/TIME | FIRST DOWNS | SCORING PLAY | PIT | OPP | |
| 09/11 | at Cincinnati | Kickoff | CIN 25 | 10 | 34 | Q115:26 | 3 | E. McPherson: 59-yard FG | 7 | 3 | |
| | | Punt | CIN 35 | 9 | 57 | Q213:47 | 2 | E. McPherson: 26-yard FG | 17 | 6 | |
| | | Punt | PIT 46 | 9 | 46 | Q315:44 | 4 | T. Boyd: 2-yard pass from J. Burrow | 17 | 14 | |
| | | Punt | CIN 40 | 9 | 60 | Q411:25 | 5 | J. Chase: 6-yard pass from J. Burrow | 20 | 20 | |
| 09/18 | New England | Punt | NE 20 | 13 | 71 | Q116:45 | 4 | N. Folk: 28-yard FG | 0 | 3 | |
| | | Punt | NE 26 | 8 | 74 | Q22:46 | 3 | N. Agholor: 44-yard pass from M. Jones | 3 | 10 | |
| | | Muffed Punt | PIT 10 | 3 | 10 | Q311:11 | 1 | D. Harris: 2-yard run | 6 | 17 | |
| 09/22 | at Cleveland | Missed FG | CLE 40 | 7 | 60 | Q113:01 | 3 | A. Cooper: 11-yard pass from J. Brissett | 0 | 7 | |
| | | Kickoff | CLE 21 | 12 | 79 | Q215:57 | 6 | D. Njoku: 7-yard pass from J. Brissett | 7 | 13 | |
| | | Punt | CLE 14 | 14 | 70 | Q317:02 | 4 | C. York: 34-yard FG | 14 | 16 | |
| | | Punt | CLE 20 | 11 | 80 | Q316:35 | 4 | Q4: N. Chubb: 1-yard run | 14 | 23 | |
| 10/02 | N.Y. Jets | Interception | PIT 36 | 7 | 16 | Q113:32 | 1 | G. Zuerlein: 38-yard FG | 0 | 3 | |
| | | Punt | NYJ 30 | 9 | 70 | Q114:28 | 4 | Q2: Z. Wilson: 2-yard pass from B. Berrios | 0 | 10 | |
| | | Kickoff | NYJ 19 | 11 | 81 | Q416:05 | 4 | C. Davis: 5-yard pass from Z. Wilson | 20 | 17 | |
| | | Interception | NYJ 35 | 10 | 65 | Q413:18 | 5 | B. Hall: 2-yard run | 20 | 24 | |
| 10/09 | at Buffalo | Kickoff | BUF 2 | 3 | 98 | Q111:04 | 1 | G. Davis: 98-yard pass from J. Allen | 0 | 7 | |
| | | Kickoff | BUF 35 | 7 | 48 | Q112:57 | 2 | T. Bass: 35-yard FG | 3 | 10 | |
| | | Punt | BUF 38 | 1 | 62 | Q210:10 | 1 | G. Davis: 62-yard pass from J. Allen | 3 | 17 | |
| | | Punt | BUF 47 | 2 | 53 | Q210:33 | 3 | S. Diggs: 15-yard pass from J. Allen | 3 | 24 | |
| | | Missed FG | BUF 23 | 8 | 77 | Q212:37 | 4 | K. Shakir: 24-yard pass from J. Allen | 3 | 31 | |
| | | Missed FG | BUF 35 | 2 | 65 | Q410:57 | 2 | J. Cook: 24-yard run | 3 | 38 | |
| AVG | | | | 7.9 | 60.8 | 3:35 | 3.1 | | | | |

| STEELERS OPPONENTS 2022 REGULAR SEASON SCORING DRIVES | | | | | | | | | | | |
|---|-----------------|--------------|-------------|-------|-------|---------|-------------|--|-----|-----|--|
| DATE | OPPONENT | ACQUIRED | DRIVE START | PLAYS | YARDS | Q/TIME | FIRST DOWNS | SCORING PLAY | PIT | OPP | |
| 09/11 | at Cincinnati | Kickoff | CIN 25 | 10 | 34 | Q1/5:26 | 3 | E. McPherson: 59-yard FG | 7 | 3 | |
| | | Punt | CIN 35 | 9 | 57 | Q2/3:47 | 2 | E. McPherson: 26-yard FG | 17 | 6 | |
| | | Punt | PIT 46 | 9 | 46 | Q3/5:44 | 4 | T. Boyd: 2-yard pass from J. Burrow | 17 | 14 | |
| | | Punt | CIN 40 | 9 | 60 | Q4/1:25 | 5 | J. Chase: 6-yard pass from J. Burrow | 20 | 20 | |
| 09/18 | New England | Punt | NE 20 | 13 | 71 | Q1/6:45 | 4 | N. Folk: 28-yard FG | 0 | 3 | |
| | | Punt | NE 26 | 8 | 74 | Q2/2:46 | 3 | N. Agholor: 44-yard pass from M. Jones | 3 | 10 | |
| | | Muffed Punt | PIT 10 | 3 | 10 | Q3/1:11 | 1 | D. Harris: 2-yard run | 6 | 17 | |
| 09/22 | at Cleveland | Missed FG | CLE 40 | 7 | 60 | Q1/3:01 | 3 | A. Cooper: 11-yard pass from J. Brissett | 0 | 7 | |
| | | Kickoff | CLE 21 | 12 | 79 | Q2/5:57 | 6 | D. Njoku: 7-yard pass from J. Brissett | 7 | 13 | |
| | | Punt | CLE 14 | 14 | 70 | Q3/7:02 | 4 | C. York: 34-yard FG | 14 | 16 | |
| | | Punt | CLE 20 | 11 | 80 | Q3/6:35 | 4 | Q4: N. Chubb: 1-yard run | 14 | 23 | |
| 10/02 | N.Y. Jets | Interception | PIT 36 | 7 | 16 | Q1/3:32 | 1 | G. Zuerlein: 38-yard FG | 0 | 3 | |
| | | Punt | NYJ 30 | 9 | 70 | Q1/4:28 | 4 | Q2: Z. Wilson: 2-yard pass from B. Berrios | 0 | 10 | |
| | | Kickoff | NYJ 19 | 11 | 81 | Q4/6:05 | 4 | C. Davis: 5-yard pass from Z. Wilson | 20 | 17 | |
| | | Interception | NYJ 35 | 10 | 65 | Q4/3:18 | 5 | B. Hall: 2-yard run | 20 | 24 | |
| 10/09 | at Buffalo | Kickoff | BUF 2 | 3 | 98 | Q1/1:04 | 1 | G. Davis: 98-yard pass from J. Allen | 0 | 7 | |
| | | Kickoff | BUF 35 | 7 | 48 | Q1/2:57 | 2 | T. Bass: 35-yard FG | 3 | 10 | |
| | | Punt | BUF 38 | 1 | 62 | Q2/0:10 | 1 | G. Davis: 62-yard pass from J. Allen | 3 | 17 | |
| | | Punt | BUF 47 | 2 | 53 | Q2/0:33 | 3 | S. Diggs: 15-yard pass from J. Allen | 3 | 24 | |
| | | Missed FG | BUF 23 | 8 | 77 | Q2/2:37 | 4 | K. Shakir: 24-yard pass from J. Allen | 3 | 31 | |
| | | Missed FG | BUF 35 | 2 | 65 | Q4/0:57 | 2 | J. Cook: 24-yard run | 3 | 38 | |
| 10/16 | Tampa Bay | -- | -- | -- | -- | -- | -- | -- | -- | -- | |
| 10/23 | at Miami | -- | -- | -- | -- | -- | -- | -- | -- | -- | |
| 10/30 | at Philadelphia | -- | -- | -- | -- | -- | -- | -- | -- | -- | |
| 11/13 | New Orleans | -- | -- | -- | -- | -- | -- | -- | -- | -- | |
| 11/20 | Cincinnati | -- | -- | -- | -- | -- | -- | -- | -- | -- | |
| 11/28 | at Indianapolis | -- | -- | -- | -- | -- | -- | -- | -- | -- | |
| 12/04 | at Atlanta | -- | -- | -- | -- | -- | -- | -- | -- | -- | |
| 12/11 | Baltimore | -- | -- | -- | -- | -- | -- | -- | -- | -- | |
| 12/18 | at Carolina | -- | -- | -- | -- | -- | -- | -- | -- | -- | |
| 12/24 | Las Vegas | -- | -- | -- | -- | -- | -- | -- | -- | -- | |
| 01/01 | at Baltimore | -- | -- | -- | -- | -- | -- | -- | -- | -- | |
| 01/08 | Cleveland | -- | -- | -- | -- | -- | -- | -- | -- | -- | |
| AVG | | | | 7.9 | 60.8 | 3:35 | 3.1 | | | | |
| TOTALS | | | | 165 | 1,276 | 75:20 | 66 | | | | |

| STEELERS | | | | | (AS OF OCT 11, 2022, 4:14 AM EDT) | | | | | 2022 : REGULAR SEASON | | | | |
|----------|-----------------|-----------------|-----------|-----------------|-------------------------------------|-------|-----------------|-------------------|--|-----------------------|--|--|--|--|
| PLAYS | | | NET YARDS | | | TIME | | | | | | | | |
| DATE | OPPONENT | PLAYS | DATE | OPPONENT | NET YARDS | DATE | OPPONENT | TIME | | | | | | |
| 9/18 | New England | 16 (field goal) | 10/2 | N.Y. Jets | 82 (touchdown) [PEN: -5, GROSS: 87] | 9/18 | New England | 7:07 (field goal) | | | | | | |
| 10/9 | at Buffalo | 12 (field goal) | 9/18 | New England | 75 (touchdown) [PEN: 0, GROSS: 75] | 10/2 | N.Y. Jets | 6:31 (touchdown) | | | | | | |
| 10/2 | N.Y. Jets | 12 (touchdown) | 9/22 | at Cleveland | 75 (touchdown) [PEN: 0, GROSS: 75] | 10/9 | at Buffalo | 6:18 (field goal) | | | | | | |
| 10/9 | at Buffalo | 12 (downs) | 9/22 | at Cleveland | 75 (touchdown) [PEN: 0, GROSS: 75] | 9/22 | at Cleveland | 5:27 (punt) | | | | | | |
| 9/22 | at Cleveland | 10 (touchdown) | 10/9 | at Buffalo | 60 (missed fg) [PEN: 0, GROSS: 60] | 9/11 | at Cincinnati | 4:22 (touchdown) | | | | | | |
| 9/22 | at Cleveland | 10 (punt) | 9/11 | at Cincinnati | 59 (touchdown) [PEN: 2, GROSS: 57] | 10/16 | Tampa Bay | -- | | | | | | |
| 9/11 | at Cincinnati | 8 (field goal) | 10/16 | Tampa Bay | -- | 10/23 | at Miami | -- | | | | | | |
| 10/16 | Tampa Bay | -- | 10/23 | at Miami | -- | 10/30 | at Philadelphia | -- | | | | | | |
| 10/23 | at Miami | -- | 10/30 | at Philadelphia | -- | 11/13 | New Orleans | -- | | | | | | |
| 10/30 | at Philadelphia | -- | 11/13 | New Orleans | -- | 11/20 | Cincinnati | -- | | | | | | |
| 11/13 | New Orleans | -- | 11/20 | Cincinnati | -- | 11/28 | at Indianapolis | -- | | | | | | |
| 11/20 | Cincinnati | -- | 11/28 | at Indianapolis | -- | 12/4 | at Atlanta | -- | | | | | | |
| 11/28 | at Indianapolis | -- | 12/4 | at Atlanta | -- | 12/11 | Baltimore | -- | | | | | | |
| 12/4 | at Atlanta | -- | 12/11 | Baltimore | -- | 12/18 | at Carolina | -- | | | | | | |
| 12/11 | Baltimore | -- | 12/18 | at Carolina | -- | 12/24 | Las Vegas | -- | | | | | | |
| 12/18 | at Carolina | -- | 12/24 | Las Vegas | -- | 1/1 | at Baltimore | -- | | | | | | |
| 12/24 | Las Vegas | -- | 1/1 | at Baltimore | -- | 1/8 | Cleveland | -- | | | | | | |
| 1/1 | at Baltimore | -- | 1/8 | Cleveland | -- | -- | -- | -- | | | | | | |
| 1/8 | Cleveland | -- | -- | -- | -- | -- | -- | -- | | | | | | |

| OPPONENT | | | (AS OF OCT 11, 2022, 4:14 AM EDT) | | | | | | 2021 : REGULAR SEASON | | |
|----------|------------------|------------------|-----------------------------------|------------------|--|-------|------------------|---------------------|-----------------------|--|--|
| PLAYS | | | NET YARDS | | | TIME | | | | | |
| DATE | OPPONENT | PLAYS | DATE | OPPONENT | NET YARDS | DATE | OPPONENT | TIME | | | |
| 12/19 | Tennessee | 19 (field goal) | 12/5 | Baltimore | 99 (touchdown) [PEN: 5, GROSS: 94] | 12/5 | Baltimore | 10:27 (touchdown) | | | |
| 1/3 | Cleveland | 17 (touchdown) | 11/21 | at L.A. Chargers | 98 (touchdown) [PEN: 0, GROSS: 98] | 12/19 | Tennessee | 10:17 (field goal) | | | |
| 12/5 | Baltimore | 16 (touchdown) | 9/12 | at Buffalo | 91 (touchdown) [PEN: -5, GROSS: 96] | 12/26 | at Kansas City | 8:10 (touchdown) | | | |
| 12/26 | at Kansas City | 14 (touchdown) | 11/8 | Chicago | 89 (field goal) [PEN: -15, GROSS: 104] | 11/28 | at Cincinnati | 7:35 (touchdown) | | | |
| 11/28 | at Cincinnati | 14 (touchdown) | 10/31 | at Cleveland | 86 (touchdown) [PEN: 5, GROSS: 81] | 10/10 | Denver | 7:26 (touchdown) | | | |
| 10/10 | Denver | 14 (touchdown) | 11/14 | Detroit | 85 (touchdown) [PEN: 0, GROSS: 85] | 11/21 | at L.A. Chargers | 6:54 (touchdown) | | | |
| 10/3 | at Green Bay | 13 (field goal) | 11/28 | at Cincinnati | 84 (touchdown) [PEN: 6, GROSS: 78] | 10/31 | at Cleveland | 6:51 (field goal) | | | |
| 10/3 | at Green Bay | 13 (touchdown) | 9/19 | Las Vegas | 82 (touchdown) [PEN: 0, GROSS: 82] | 9/19 | Las Vegas | 6:23 (field goal) | | | |
| 9/19 | Las Vegas | 13 (field goal) | 12/9 | at Minnesota | 78 (touchdown) [PEN: -10, GROSS: 88] | 9/26 | Cincinnati | 6:13 (field goal) | | | |
| 10/31 | at Cleveland | 13 (field goal) | 10/3 | at Green Bay | 76 (field goal) [PEN: 5, GROSS: 71] | 10/3 | at Green Bay | 5:54 (punt) | | | |
| 9/12 | at Buffalo | 13 (touchdown) | 1/3 | Cleveland | 76 (touchdown) [PEN: 26, GROSS: 50] | 9/12 | at Buffalo | 5:39 (touchdown) | | | |
| 11/14 | Detroit | 12 (field goal) | 10/10 | Denver | 75 (touchdown) [PEN: -10, GROSS: 85] | 12/9 | at Minnesota | 5:19 (touchdown) | | | |
| 12/9 | at Minnesota | 12 (touchdown) | 10/17 | Seattle | 75 (touchdown) [PEN: 3, GROSS: 72] | 10/17 | Seattle | 5:05 (touchdown) | | | |
| 11/21 | at L.A. Chargers | 12 (touchdown) | 9/26 | Cincinnati | 75 (touchdown) [PEN: 15, GROSS: 60] | 11/8 | Chicago | 4:59 (field goal) | | | |
| 11/8 | Chicago | 12 (field goal) | 12/26 | at Kansas City | 74 (touchdown) [PEN: 0, GROSS: 74] | 1/3 | Cleveland | 4:38 (touchdown) | | | |
| 11/21 | at L.A. Chargers | 12 (touchdown) | 1/9 | at Baltimore | 68 (touchdown) [PEN: 0, GROSS: 68] | 11/14 | Detroit | 4:22 (punt) | | | |
| 10/17 | Seattle | 10 (touchdown) | 12/19 | Tennessee | 65 (downs) [PEN: 0, GROSS: 65] | 1/9 | at Baltimore | 4:13 (interception) | | | |
| 9/26 | Cincinnati | 10 (field goal) | -- | -- | -- | -- | -- | -- | | | |
| 1/9 | at Baltimore | 8 (interception) | -- | -- | -- | -- | -- | -- | | | |
| 1/9 | at Baltimore | 8 (field goal) | -- | -- | -- | -- | -- | -- | | | |

| DATE | OPPONENT | OFFENSE | DEFENSE |
|-------|-----------------|--|---|
| 09/11 | at Cincinnati | FG - 20 yards TD - Pass | FG - 26 yards TD - Pass Downs TD - Pass Missed FG |
| 09/18 | New England | FG - 36 yards TD - Pass | FG - 28 yards TD - Run End of Game |
| 09/22 | at Cleveland | TD - Run TD - Run FG - 34 yards | TD - Pass TD - Pass FG - 34 yards TD - Run |
| 10/02 | N.Y. Jets | TD - Run TD - Run | TD - Pass TD - Pass TD - Run |
| 10/09 | at Buffalo | FG - 29 yards Missed FG Downs Downs | Missed FG FG - 35 yards TD - Pass Fumble |
| 10/16 | Tampa Bay | -- | -- |
| 10/23 | at Miami | -- | -- |
| 10/30 | at Philadelphia | -- | -- |
| 11/13 | New Orleans | -- | -- |
| 11/20 | Cincinnati | -- | -- |
| 11/28 | at Indianapolis | -- | -- |
| 12/04 | at Atlanta | -- | -- |
| 12/11 | Baltimore | -- | -- |
| 12/18 | at Carolina | -- | -- |
| 12/24 | Las Vegas | -- | -- |
| 01/01 | at Baltimore | -- | -- |
| 01/08 | Cleveland | -- | -- |

| OFFENSE DEFENSE | | |
|---------------------|------|------|
| Inside the 20 | 13 | 19 |
| Scores | 10 | 14 |
| Touchdowns | 6 | 10 |
| Field Goals | 4 | 4 |
| Total Points in 20 | 55 | 81 |
| Fumbles | 0 | 1 |
| Interceptions | 0 | 0 |
| Missed Field Goals | 1 | 2 |
| Lost on Downs | 2 | 1 |
| End of Half/Game | 0 | 1 |
| TDs Outside | 0 | 5 |
| Red-Zone Percentage | 46.2 | 52.6 |

| STEELERS 2022 REGULAR SEASON INSIDE 20 EFFICIENCY | | | | | | | | | | | | | | | | | | | |
|---|-----------------|-----|----|-----|-------|----------|----|-----|---------|-----|-----|------|------|------|-----|-------|-------|----------|-------|
| STEELERS | | | | | | | | | | | | | | | | | | | |
| Date | Opponent | Pos | TD | PAT | 2-Pt. | Miss PAT | FG | FGA | Blk/MFG | INT | Fum | Dwns | Half | Game | Pts | TD% | Pct. | Pts/Poss | Score |
| 09/11 | at Cincinnati | 2 | 1 | 1 | 0 | 0 | 1 | 1 | 0 | 0 | 0 | 0 | 0 | 0 | 10 | 50.0 | 100.0 | 5.0 | |
| 09/18 | New England | 2 | 1 | 0 | 1 | 0 | 1 | 1 | 0 | 0 | 0 | 0 | 0 | 0 | 11 | 50.0 | 100.0 | 5.5 | |
| 09/22 | at Cleveland | 3 | 2 | 2 | 0 | 0 | 1 | 1 | 0 | 0 | 0 | 0 | 0 | 0 | 17 | 66.7 | 100.0 | 5.7 | |
| 10/02 | N.Y. Jets | 2 | 2 | 2 | 0 | 0 | 0 | 0 | 0 | 0 | 0 | 0 | 0 | 0 | 14 | 100.0 | 100.0 | 7.0 | |
| 10/09 | at Buffalo | 4 | 0 | 0 | 0 | 0 | 1 | 2 | 1 | 0 | 0 | 2 | 0 | 0 | 3 | 0.0 | 25.0 | 0.8 | |
| 10/16 | Tampa Bay | -- | -- | -- | -- | -- | -- | -- | -- | -- | -- | -- | -- | -- | -- | -- | -- | -- | -- |
| 10/23 | at Miami | -- | -- | -- | -- | -- | -- | -- | -- | -- | -- | -- | -- | -- | -- | -- | -- | -- | -- |
| 10/30 | at Philadelphia | -- | -- | -- | -- | -- | -- | -- | -- | -- | -- | -- | -- | -- | -- | -- | -- | -- | -- |
| 11/13 | New Orleans | -- | -- | -- | -- | -- | -- | -- | -- | -- | -- | -- | -- | -- | -- | -- | -- | -- | -- |
| 11/20 | Cincinnati | -- | -- | -- | -- | -- | -- | -- | -- | -- | -- | -- | -- | -- | -- | -- | -- | -- | -- |
| 11/28 | at Indianapolis | -- | -- | -- | -- | -- | -- | -- | -- | -- | -- | -- | -- | -- | -- | -- | -- | -- | -- |
| 12/04 | at Atlanta | -- | -- | -- | -- | -- | -- | -- | -- | -- | -- | -- | -- | -- | -- | -- | -- | -- | -- |
| 12/11 | Baltimore | -- | -- | -- | -- | -- | -- | -- | -- | -- | -- | -- | -- | -- | -- | -- | -- | -- | -- |
| 12/18 | at Carolina | -- | -- | -- | -- | -- | -- | -- | -- | -- | -- | -- | -- | -- | -- | -- | -- | -- | -- |
| 12/24 | Las Vegas | -- | -- | -- | -- | -- | -- | -- | -- | -- | -- | -- | -- | -- | -- | -- | -- | -- | -- |
| 01/01 | at Baltimore | -- | -- | -- | -- | -- | -- | -- | -- | -- | -- | -- | -- | -- | -- | -- | -- | -- | -- |
| 01/08 | Cleveland | -- | -- | -- | -- | -- | -- | -- | -- | -- | -- | -- | -- | -- | -- | -- | -- | -- | -- |
| TOTALS | | 13 | 6 | 5 | 1 | 0 | 4 | 5 | 1 | 0 | 0 | 2 | 0 | 0 | 55 | 46.2 | 76.9 | 4.2 | |

| OPPONENT 2022 REGULAR SEASON INSIDE 20 EFFICIENCY | | | | | | | | | | | | | | | | | | | |
|---|-----------------|-----|----|-----|-------|----------|----|-----|---------|-----|-----|------|------|------|-----|-------|-------|----------|-------|
| OPPONENT | | | | | | | | | | | | | | | | | | | |
| Date | Opponent | Pos | TD | PAT | 2-Pt. | Miss PAT | FG | FGA | Blk/MFG | INT | Fum | Dwns | Half | Game | Pts | TD% | Pct. | Pts/Poss | Score |
| 09/11 | at Cincinnati | 5 | 2 | 0 | 1 | 1 | 1 | 2 | 1 | 0 | 0 | 1 | 0 | 0 | 17 | 40.0 | 60.0 | 3.4 | |
| 09/18 | New England | 3 | 1 | 1 | 0 | 0 | 1 | 1 | 0 | 0 | 0 | 0 | 0 | 1 | 10 | 33.3 | 66.7 | 3.3 | |
| 09/22 | at Cleveland | 4 | 3 | 2 | 0 | 1 | 1 | 1 | 0 | 0 | 0 | 0 | 0 | 0 | 23 | 75.0 | 100.0 | 5.8 | |
| 10/02 | N.Y. Jets | 3 | 3 | 3 | 0 | 0 | 0 | 0 | 0 | 0 | 0 | 0 | 0 | 0 | 21 | 100.0 | 100.0 | 7.0 | |
| 10/09 | at Buffalo | 4 | 1 | 1 | 0 | 0 | 1 | 2 | 1 | 0 | 1 | 0 | 0 | 0 | 10 | 25.0 | 50.0 | 2.5 | |
| 10/16 | Tampa Bay | -- | -- | -- | -- | -- | -- | -- | -- | -- | -- | -- | -- | -- | -- | -- | -- | -- | -- |
| 10/23 | at Miami | -- | -- | -- | -- | -- | -- | -- | -- | -- | -- | -- | -- | -- | -- | -- | -- | -- | -- |
| 10/30 | at Philadelphia | -- | -- | -- | -- | -- | -- | -- | -- | -- | -- | -- | -- | -- | -- | -- | -- | -- | -- |
| 11/13 | New Orleans | -- | -- | -- | -- | -- | -- | -- | -- | -- | -- | -- | -- | -- | -- | -- | -- | -- | -- |
| 11/20 | Cincinnati | -- | -- | -- | -- | -- | -- | -- | -- | -- | -- | -- | -- | -- | -- | -- | -- | -- | -- |
| 11/28 | at Indianapolis | -- | -- | -- | -- | -- | -- | -- | -- | -- | -- | -- | -- | -- | -- | -- | -- | -- | -- |
| 12/04 | at Atlanta | -- | -- | -- | -- | -- | -- | -- | -- | -- | -- | -- | -- | -- | -- | -- | -- | -- | -- |
| 12/11 | Baltimore | -- | -- | -- | -- | -- | -- | -- | -- | -- | -- | -- | -- | -- | -- | -- | -- | -- | -- |
| 12/18 | at Carolina | -- | -- | -- | -- | -- | -- | -- | -- | -- | -- | -- | -- | -- | -- | -- | -- | -- | -- |
| 12/24 | Las Vegas | -- | -- | -- | -- | -- | -- | -- | -- | -- | -- | -- | -- | -- | -- | -- | -- | -- | -- |
| 01/01 | at Baltimore | -- | -- | -- | -- | -- | -- | -- | -- | -- | -- | -- | -- | -- | -- | -- | -- | -- | -- |
| 01/08 | Cleveland | -- | -- | -- | -- | -- | -- | -- | -- | -- | -- | -- | -- | -- | -- | -- | -- | -- | -- |
| TOTALS | | 19 | 10 | 7 | 1 | 2 | 4 | 6 | 2 | 0 | 1 | 1 | 0 | 1 | 81 | 52.6 | 73.7 | 4.3 | |

| STEELERS 2022 REGULAR SEASON YARDS GAINED BY DOWN | | | | | | | | | | | | | | | | | | | | | | | | | |
|---|-----------------|----------|-----|-----|----------|-----|-----|----------|-----|-----|----------|-----|----------|----------|-----|-----|----------|-----|-----|----------|-----|------|----------|-----|------|
| STEELERS | | | | | | | | | | | | | OPPONENT | | | | | | | | | | | | |
| | | 1ST DOWN | | | 2ND DOWN | | | 3RD DOWN | | | 4TH DOWN | | | 1ST DOWN | | | 2ND DOWN | | | 3RD DOWN | | | 4TH DOWN | | |
| Date | Opponent | Att | Yds | Avg | Att | Yds | Avg | Att | Yds | Avg | Att | Yds | Avg | Att | Yds | Avg | Att | Yds | Avg | Att | Yds | Avg | Att | Yds | Avg |
| 09/11 | at Cincinnati | 26 | 123 | 4.7 | 20 | 85 | 4.3 | 15 | 59 | 3.9 | 0 | 0 | 0.0 | 43 | 166 | 3.9 | 32 | 146 | 4.6 | 16 | 89 | 5.6 | 3 | 31 | 10.3 |
| 09/18 | New England | 24 | 107 | 4.5 | 19 | 84 | 4.4 | 15 | 52 | 3.5 | 0 | 0 | 0.0 | 26 | 131 | 5.0 | 23 | 107 | 4.7 | 17 | 138 | 8.1 | 0 | 0 | 0.0 |
| 09/22 | at Cleveland | 28 | 177 | 6.3 | 18 | 116 | 6.4 | 9 | 15 | 1.7 | 0 | 0 | 0.0 | 29 | 174 | 6.0 | 22 | 119 | 5.4 | 16 | 70 | 4.4 | 4 | 13 | 3.3 |
| 10/02 | N.Y. Jets | 29 | 162 | 5.6 | 18 | 77 | 4.3 | 12 | 59 | 4.9 | 1 | 2 | 2.0 | 27 | 91 | 3.4 | 24 | 126 | 5.3 | 15 | 109 | 7.3 | 1 | 22 | 22.0 |
| 10/09 | at Buffalo | 34 | 201 | 5.9 | 20 | 84 | 4.2 | 15 | 79 | 5.3 | 3 | 0 | 0.0 | 27 | 243 | 9.0 | 18 | 111 | 6.2 | 9 | 198 | 22.0 | 0 | 0 | 0.0 |
| 10/16 | Tampa Bay | -- | -- | -- | -- | -- | -- | -- | -- | -- | -- | -- | -- | -- | -- | -- | -- | -- | -- | -- | -- | -- | -- | -- | -- |
| 10/23 | at Miami | -- | -- | -- | -- | -- | -- | -- | -- | -- | -- | -- | -- | -- | -- | -- | -- | -- | -- | -- | -- | -- | -- | -- | -- |
| 10/30 | at Philadelphia | -- | -- | -- | -- | -- | -- | -- | -- | -- | -- | -- | -- | -- | -- | -- | -- | -- | -- | -- | -- | -- | -- | -- | -- |
| 11/13 | New Orleans | -- | -- | -- | -- | -- | -- | -- | -- | -- | -- | -- | -- | -- | -- | -- | -- | -- | -- | -- | -- | -- | -- | -- | -- |
| 11/20 | Cincinnati | -- | -- | -- | -- | -- | -- | -- | -- | -- | -- | -- | -- | -- | -- | -- | -- | -- | -- | -- | -- | -- | -- | -- | -- |
| 11/28 | at Indianapolis | -- | -- | -- | -- | -- | -- | -- | -- | -- | -- | -- | -- | -- | -- | -- | -- | -- | -- | -- | -- | -- | -- | -- | -- |
| 12/04 | at Atlanta | -- | -- | -- | -- | -- | -- | -- | -- | -- | -- | -- | -- | -- | -- | -- | -- | -- | -- | -- | -- | -- | -- | -- | -- |
| 12/11 | Baltimore | -- | -- | -- | -- | -- | -- | -- | -- | -- | -- | -- | -- | -- | -- | -- | -- | -- | -- | -- | -- | -- | -- | -- | -- |
| 12/18 | at Carolina | -- | -- | -- | -- | -- | -- | -- | -- | -- | -- | -- | -- | -- | -- | -- | -- | -- | -- | -- | -- | -- | -- | -- | -- |
| 12/24 | Las Vegas | -- | -- | -- | -- | -- | -- | -- | -- | -- | -- | -- | -- | -- | -- | -- | -- | -- | -- | -- | -- | -- | -- | -- | -- |
| 01/01 | at Baltimore | -- | -- | -- | -- | -- | -- | -- | -- | -- | -- | -- | -- | -- | -- | -- | -- | -- | -- | -- | -- | -- | -- | -- | -- |
| 01/08 | Cleveland | -- | -- | -- | -- | -- | -- | -- | -- | -- | -- | -- | -- | -- | -- | -- | -- | -- | -- | -- | -- | -- | -- | -- | -- |
| TOTALS | | 141 | 770 | 5.5 | 95 | 446 | 4.7 | 66 | 264 | 4.0 | 4 | 2 | 0.5 | 152 | 805 | 5.3 | 119 | 609 | 5.1 | 73 | 604 | 8.3 | 8 | 66 | 8.3 |

| STEELERS 2022 REGULAR SEASON THIRD DOWN EFFICIENCY | | | | | | | | | | | | |
|--|-----------------|----------------------------|---------|---------|---------------------------|---------|---------|-----------------------------|---------|---------|-----------|---------|
| STEELERS | | | | | | | | | | | | |
| Date | Opponent | 3rd & 1 | 3rd & 2 | 3rd & 3 | 3rd & 4 | 3rd & 5 | 3rd & 6 | 3rd & 7 | 3rd & 8 | 3rd & 9 | 3rd & 10+ | Total |
| 09/11 | at Cincinnati | 1 / 1 | 2 / 4 | 0 / 1 | 0 / 2 | 1 / 2 | 0 / 0 | 0 / 0 | 0 / 1 | 0 / 0 | 0 / 4 | 4 / 15 |
| 09/18 | New England | 3 / 3 | 0 / 1 | 2 / 2 | 1 / 3 | 0 / 0 | 0 / 0 | 0 / 1 | 0 / 2 | 0 / 0 | 2 / 3 | 8 / 15 |
| 09/22 | at Cleveland | 0 / 0 | 0 / 0 | 0 / 2 | 0 / 0 | 0 / 3 | 0 / 0 | 0 / 0 | 0 / 1 | 1 / 1 | 0 / 2 | 1 / 9 |
| 10/02 | N.Y. Jets | 1 / 2 | 0 / 0 | 1 / 1 | 2 / 3 | 0 / 1 | 1 / 1 | 0 / 0 | 1 / 2 | 0 / 0 | 0 / 2 | 6 / 12 |
| 10/09 | at Buffalo | 0 / 0 | 0 / 0 | 1 / 1 | 1 / 2 | 1 / 1 | 0 / 3 | 0 / 0 | 1 / 3 | 0 / 1 | 1 / 4 | 5 / 15 |
| 10/16 | Tampa Bay | -- | -- | -- | -- | -- | -- | -- | -- | -- | -- | -- |
| 10/23 | at Miami | -- | -- | -- | -- | -- | -- | -- | -- | -- | -- | -- |
| 10/30 | at Philadelphia | -- | -- | -- | -- | -- | -- | -- | -- | -- | -- | -- |
| 11/13 | New Orleans | -- | -- | -- | -- | -- | -- | -- | -- | -- | -- | -- |
| 11/20 | Cincinnati | -- | -- | -- | -- | -- | -- | -- | -- | -- | -- | -- |
| 11/28 | at Indianapolis | -- | -- | -- | -- | -- | -- | -- | -- | -- | -- | -- |
| 12/04 | at Atlanta | -- | -- | -- | -- | -- | -- | -- | -- | -- | -- | -- |
| 12/11 | Baltimore | -- | -- | -- | -- | -- | -- | -- | -- | -- | -- | -- |
| 12/18 | at Carolina | -- | -- | -- | -- | -- | -- | -- | -- | -- | -- | -- |
| 12/24 | Las Vegas | -- | -- | -- | -- | -- | -- | -- | -- | -- | -- | -- |
| 01/01 | at Baltimore | -- | -- | -- | -- | -- | -- | -- | -- | -- | -- | -- |
| 01/08 | Cleveland | -- | -- | -- | -- | -- | -- | -- | -- | -- | -- | -- |
| TOTALS | | 5 / 6 | 2 / 5 | 4 / 7 | 4 / 10 | 2 / 7 | 1 / 4 | 0 / 1 | 2 / 9 | 1 / 2 | 3 / 15 | 24 / 66 |
| | | 83.3% | 40.0% | 57.1% | 40.0% | 28.6% | 25.0% | 0.0% | 22.2% | 50.0% | 20.0% | 36.4% |
| | | 3RD & 1-3: 11 / 18 = 61.1% | | | 3RD & 4-6: 7 / 21 = 33.3% | | | 3RD & 7-10+: 6 / 27 = 22.2% | | | | |

| OPPONENT 2022 REGULAR SEASON THIRD DOWN EFFICIENCY | | | | | | | | | | | | |
|--|-----------------|----------------------------|---------|---------|----------------------------|---------|---------|-----------------------------|---------|---------|-----------|---------|
| OPPONENT | | | | | | | | | | | | |
| Date | Opponent | 3rd & 1 | 3rd & 2 | 3rd & 3 | 3rd & 4 | 3rd & 5 | 3rd & 6 | 3rd & 7 | 3rd & 8 | 3rd & 9 | 3rd & 10+ | Total |
| 09/11 | at Cincinnati | 1 / 1 | 2 / 2 | 1 / 2 | 1 / 2 | 2 / 2 | 0 / 2 | 1 / 1 | 0 / 2 | 0 / 0 | 0 / 2 | 8 / 16 |
| 09/18 | New England | 1 / 1 | 2 / 3 | 2 / 2 | 1 / 1 | 0 / 2 | 0 / 0 | 2 / 2 | 0 / 1 | 1 / 2 | 0 / 3 | 9 / 17 |
| 09/22 | at Cleveland | 3 / 5 | 0 / 1 | 1 / 2 | 1 / 1 | 0 / 0 | 0 / 0 | 0 / 0 | 0 / 1 | 1 / 2 | 0 / 4 | 6 / 16 |
| 10/02 | N.Y. Jets | 0 / 0 | 0 / 0 | 0 / 0 | 0 / 0 | 3 / 3 | 2 / 3 | 1 / 2 | 0 / 1 | 0 / 1 | 0 / 5 | 6 / 15 |
| 10/09 | at Buffalo | 0 / 0 | 0 / 0 | 0 / 0 | 2 / 3 | 1 / 2 | 0 / 0 | 0 / 0 | 0 / 0 | 0 / 1 | 2 / 3 | 5 / 9 |
| 10/16 | Tampa Bay | -- | -- | -- | -- | -- | -- | -- | -- | -- | -- | -- |
| 10/23 | at Miami | -- | -- | -- | -- | -- | -- | -- | -- | -- | -- | -- |
| 10/30 | at Philadelphia | -- | -- | -- | -- | -- | -- | -- | -- | -- | -- | -- |
| 11/13 | New Orleans | -- | -- | -- | -- | -- | -- | -- | -- | -- | -- | -- |
| 11/20 | Cincinnati | -- | -- | -- | -- | -- | -- | -- | -- | -- | -- | -- |
| 11/28 | at Indianapolis | -- | -- | -- | -- | -- | -- | -- | -- | -- | -- | -- |
| 12/04 | at Atlanta | -- | -- | -- | -- | -- | -- | -- | -- | -- | -- | -- |
| 12/11 | Baltimore | -- | -- | -- | -- | -- | -- | -- | -- | -- | -- | -- |
| 12/18 | at Carolina | -- | -- | -- | -- | -- | -- | -- | -- | -- | -- | -- |
| 12/24 | Las Vegas | -- | -- | -- | -- | -- | -- | -- | -- | -- | -- | -- |
| 01/01 | at Baltimore | -- | -- | -- | -- | -- | -- | -- | -- | -- | -- | -- |
| 01/08 | Cleveland | -- | -- | -- | -- | -- | -- | -- | -- | -- | -- | -- |
| TOTALS | | 5 / 7 | 4 / 6 | 4 / 6 | 5 / 7 | 6 / 9 | 2 / 5 | 4 / 5 | 0 / 5 | 2 / 6 | 2 / 17 | 34 / 73 |
| | | 71.4% | 66.7% | 66.7% | 71.4% | 66.7% | 40.0% | 80.0% | 0.0% | 33.3% | 11.8% | 46.6% |
| | | 3RD & 1-3: 13 / 19 = 68.4% | | | 3RD & 4-6: 13 / 21 = 61.9% | | | 3RD & 7-10+: 8 / 33 = 24.2% | | | | |

| 2022 REGULAR SEASON FOURTH DOWN EFFICIENCY | | | | | | | | | | | | | |
|--|-----------------|---------|---------|---------|---------|----------|-------|----------|---------|---------|---------|----------|-------|
| STEELERS | | | | | | | | OPPONENT | | | | | |
| Date | Opponent | 4th & 1 | 4th & 2 | 4th & 3 | 4th & 4 | 4th & 5+ | Total | 4th & 1 | 4th & 2 | 4th & 3 | 4th & 4 | 4th & 5+ | Total |
| 09/11 | at Cincinnati | 0 / 0 | 0 / 0 | 0 / 0 | 0 / 0 | 0 / 0 | 0 / 0 | 1 / 1 | 0 / 1 | 0 / 0 | 0 / 0 | 0 / 1 | 1 / 3 |
| 09/18 | New England | 0 / 0 | 0 / 0 | 0 / 0 | 0 / 0 | 0 / 0 | 0 / 0 | 0 / 0 | 0 / 0 | 0 / 0 | 0 / 0 | 0 / 0 | 0 / 0 |
| 09/22 | at Cleveland | 0 / 0 | 0 / 0 | 0 / 0 | 0 / 0 | 0 / 0 | 0 / 0 | 3 / 3 | 0 / 1 | 0 / 0 | 0 / 0 | 0 / 0 | 3 / 4 |
| 10/02 | N.Y. Jets | 1 / 1 | 0 / 0 | 0 / 0 | 0 / 0 | 0 / 0 | 1 / 1 | 0 / 0 | 0 / 0 | 0 / 0 | 0 / 0 | 1 / 1 | 1 / 1 |
| 10/09 | at Buffalo | 0 / 0 | 0 / 0 | 0 / 0 | 0 / 0 | 0 / 3 | 0 / 3 | 0 / 0 | 0 / 0 | 0 / 0 | 0 / 0 | 0 / 0 | 0 / 0 |
| 10/16 | Tampa Bay | .. | .. | .. | .. | .. | .. | .. | .. | .. | .. | .. | .. |
| 10/23 | at Miami | .. | .. | .. | .. | .. | .. | .. | .. | .. | .. | .. | .. |
| 10/30 | at Philadelphia | .. | .. | .. | .. | .. | .. | .. | .. | .. | .. | .. | .. |
| 11/13 | New Orleans | .. | .. | .. | .. | .. | .. | .. | .. | .. | .. | .. | .. |
| 11/20 | Cincinnati | .. | .. | .. | .. | .. | .. | .. | .. | .. | .. | .. | .. |
| 11/28 | at Indianapolis | .. | .. | .. | .. | .. | .. | .. | .. | .. | .. | .. | .. |
| 12/04 | at Atlanta | .. | .. | .. | .. | .. | .. | .. | .. | .. | .. | .. | .. |
| 12/11 | Baltimore | .. | .. | .. | .. | .. | .. | .. | .. | .. | .. | .. | .. |
| 12/18 | at Carolina | .. | .. | .. | .. | .. | .. | .. | .. | .. | .. | .. | .. |
| 12/24 | Las Vegas | .. | .. | .. | .. | .. | .. | .. | .. | .. | .. | .. | .. |
| 01/01 | at Baltimore | .. | .. | .. | .. | .. | .. | .. | .. | .. | .. | .. | .. |
| 01/08 | Cleveland | .. | .. | .. | .. | .. | .. | .. | .. | .. | .. | .. | .. |
| TOTALS | | 1 / 1 | 0 / 0 | 0 / 0 | 0 / 0 | 0 / 3 | 1 / 4 | 4 / 4 | 0 / 2 | 0 / 0 | 0 / 0 | 1 / 2 | 5 / 8 |
| | | 100.0% | 0.0% | 0.0% | 0.0% | 0.0% | 25.0% | 100.0% | 0.0% | 0.0% | 0.0% | 50.0% | 62.5% |

2022 REGULAR SEASON PITTSBURGH STEELERS DEFENSIVE SUMMARIES
(THROUGH WEEK 5)

SEPTEMBER 11, 2022
STEELERS @ CINCINNATI BENGALS
W 23-20 (OT)

| TOP TACKLERS | | SACKS | | INTS | | FORCED FUMBLES | | RECOVERED FUMBLES | |
|----------------|-----|--------------|-----|----------------|-----|----------------|-----|-------------------|-----|
| PLAYER | NO. | PLAYER | NO. | PLAYER | NO. | PLAYER | NO. | PLAYER | NO. |
| M. Fitzpatrick | 14 | A. Highsmith | 3.0 | M. Fitzpatrick | 1 | A. Highsmith | 1 | C. Heyward | 1 |
| M. Jack | 10 | C. Heyward | 1.0 | C. Sutton | 1 | A. Maulet | 1 | | |
| A. Highsmith | 9 | A. Maulet | 1.0 | T. Watt | 1 | | | | |
| A. Witherspoon | 8 | R. Spillane | 1.0 | A. Witherspoon | 1 | | | | |
| T. Edmunds | 6 | T. Watt | 1.0 | | | | | | |
| T. Watt | 6 | | | | | | | | |
| D. Bush | 5 | | | | | | | | |
| R. Spillane | 5 | | | | | | | | |
| L. Ogunjobi | 4 | | | | | | | | |
| A. Maulet | 3 | | | | | | | | |
| C. Sutton | 3 | | | | | | | | |
| L. Wallace | 3 | | | | | | | | |
| C. Wormley | 3 | | | | | | | | |
| C. Heyward | 2 | | | | | | | | |
| M. Adams Sr. | 1 | | | | | | | | |
| T. Alualu | 1 | | | | | | | | |
| J. Jones | 1 | | | | | | | | |
| D. Leal | 1 | | | | | | | | |
| T. Norwood | 1 | | | | | | | | |
| M. Reed | 1 | | | | | | | | |

SEPTEMBER 18, 2022
STEELERS VS. NEW ENGLAND PATRIOTS
L 17-14

| TOP TACKLERS | | SACKS | | INTS | | FORCED FUMBLES | | RECOVERED FUMBLES | |
|----------------|-----|--------|-----|----------------|-----|----------------|-----|-------------------|-----|
| PLAYER | NO. | PLAYER | NO. | PLAYER | NO. | PLAYER | NO. | PLAYER | NO. |
| M. Jack | 13 | | | M. Fitzpatrick | 1 | | | | |
| M. Fitzpatrick | 6 | | | | | | | | |
| R. Spillane | 6 | | | | | | | | |
| C. Heyward | 5 | | | | | | | | |
| D. Bush | 4 | | | | | | | | |
| T. Edmunds | 4 | | | | | | | | |
| M. Reed | 4 | | | | | | | | |
| A. Highsmith | 3 | | | | | | | | |
| L. Ogunjobi | 3 | | | | | | | | |
| C. Sutton | 3 | | | | | | | | |
| T. Alualu | 2 | | | | | | | | |
| D. Leal | 2 | | | | | | | | |
| A. Maulet | 2 | | | | | | | | |
| A. Witherspoon | 2 | | | | | | | | |
| C. Wormley | 2 | | | | | | | | |
| M. Adams Sr. | 1 | | | | | | | | |
| J. Jones | 1 | | | | | | | | |
| T. Norwood | 1 | | | | | | | | |
| L. Wallace | 1 | | | | | | | | |

SEPTEMBER 22, 2022
STEELERS @ CLEVELAND BROWNS
L 29-17

| TOP TACKLERS | | SACKS | | INTS | | FORCED FUMBLES | | RECOVERED FUMBLES | |
|----------------|-----|--------------|-----|--------|-----|----------------|-----|-------------------|-----|
| PLAYER | NO. | PLAYER | NO. | PLAYER | NO. | PLAYER | NO. | PLAYER | NO. |
| M. Jack | 12 | A. Highsmith | 1.5 | | | | | | |
| D. Bush | 11 | L. Ogunjobi | 0.5 | | | | | | |
| A. Highsmith | 8 | | | | | | | | |
| C. Heyward | 7 | | | | | | | | |
| C. Sutton | 5 | | | | | | | | |
| A. Witherspoon | 5 | | | | | | | | |
| C. Wormley | 5 | | | | | | | | |
| M. Fitzpatrick | 4 | | | | | | | | |
| T. Alualu | 3 | | | | | | | | |
| L. Wallace | 3 | | | | | | | | |
| T. Edmunds | 2 | | | | | | | | |
| J. Jones | 2 | | | | | | | | |
| L. Ogunjobi | 2 | | | | | | | | |
| M. Reed | 2 | | | | | | | | |
| R. Spillane | 2 | | | | | | | | |
| D. Leal | 1 | | | | | | | | |
| A. Maulet | 1 | | | | | | | | |

OCTOBER 2, 2022
STEELERS VS. NEW YORK JETS
L 24-20

| TOP TACKLERS | | SACKS | | INTS | | FORCED FUMBLES | | RECOVERED FUMBLES | |
|----------------|-----|--------------|-----|----------------|-----|----------------|-----|-------------------|-----|
| PLAYER | NO. | PLAYER | NO. | PLAYER | NO. | PLAYER | NO. | PLAYER | NO. |
| M. Jack | 9 | A. Highsmith | 1.0 | M. Fitzpatrick | 1 | | | | |
| M. Fitzpatrick | 8 | | | C. Sutton | 1 | | | | |
| A. Maulet | 7 | | | | | | | | |
| T. Norwood | 7 | | | | | | | | |
| D. Bush | 6 | | | | | | | | |
| A. Highsmith | 4 | | | | | | | | |
| D. Leal | 4 | | | | | | | | |
| C. Wormley | 4 | | | | | | | | |
| L. Ogunjobi | 3 | | | | | | | | |
| L. Wallace | 3 | | | | | | | | |
| M. Adams Sr. | 2 | | | | | | | | |
| C. Heyward | 2 | | | | | | | | |
| T. Edmunds | 1 | | | | | | | | |
| M. Reed | 1 | | | | | | | | |
| R. Spillane | 1 | | | | | | | | |
| C. Sutton | 1 | | | | | | | | |

OCTOBER 9, 2022
STEELERS @ BUFFALO BILLS
L 38-3

| TOP TACKLERS | | SACKS | | INTS | | FORCED FUMBLES | | RECOVERED FUMBLES | |
|----------------|-----|--------|-----|------------|-----|----------------|-----|-------------------|-----|
| PLAYER | NO. | PLAYER | NO. | PLAYER | NO. | PLAYER | NO. | PLAYER | NO. |
| M. Jack | 6 | | | L. Wallace | 1 | C. Heyward | 1 | J. Jackson | 1 |
| C. Heyward | 5 | | | | | | | | |
| J. Pierre | 5 | | | | | | | | |
| D. Bush | 4 | | | | | | | | |
| A. Maulet | 4 | | | | | | | | |
| C. Sutton | 4 | | | | | | | | |
| L. Wallace | 3 | | | | | | | | |
| J. Jackson | 2 | | | | | | | | |
| T. Norwood | 2 | | | | | | | | |
| M. Fitzpatrick | 1 | | | | | | | | |
| A. Highsmith | 1 | | | | | | | | |
| D. Leal | 1 | | | | | | | | |
| M. Reed | 1 | | | | | | | | |

| (AS OF OCT 11, 2022, 4:14 AM EDT) | | | | | | | | | | | 2022 : REGULAR SEASON | | | | | | | | | | |
|-----------------------------------|-----------------|-----|------|------|-------|----------|------|---------|----|----|-----------------------|-----|-----|----|----|--|--|--|--|--|--|
| DATE | OPPONENT | TT | SOLO | ASST | SACKS | SACK YDS | INTS | INT YDS | PD | DT | DS | TFL | QBH | FF | FR | | | | | | |
| 9/11 | at Cincinnati | 87 | 58 | 29 | 7 | 39.0 | 4 | 31.0 | 9 | 1 | 0 | 9 | 11 | 2 | 1 | | | | | | |
| 9/18 | New England | 65 | 34 | 31 | 0 | 0.0 | 1 | 13.0 | 5 | 0 | 0 | 1 | 3 | 0 | 0 | | | | | | |
| 9/22 | at Cleveland | 75 | 48 | 27 | 2 | 15.0 | 0 | 0.0 | 4 | 0 | 0 | 3 | 4 | 0 | 0 | | | | | | |
| 10/2 | N.Y. Jets | 63 | 35 | 28 | 1 | 4.0 | 2 | 60.0 | 4 | 0 | 0 | 5 | 6 | 0 | 0 | | | | | | |
| 10/9 | at Buffalo | 39 | 27 | 12 | 0 | 0.0 | 1 | 0.0 | 8 | 0 | 0 | 2 | 1 | 1 | 1 | | | | | | |
| 10/16 | Tampa Bay | -- | -- | -- | -- | -- | -- | -- | -- | -- | -- | -- | -- | -- | -- | | | | | | |
| 10/23 | at Miami | -- | -- | -- | -- | -- | -- | -- | -- | -- | -- | -- | -- | -- | -- | | | | | | |
| 10/30 | at Philadelphia | -- | -- | -- | -- | -- | -- | -- | -- | -- | -- | -- | -- | -- | -- | | | | | | |
| 11/13 | New Orleans | -- | -- | -- | -- | -- | -- | -- | -- | -- | -- | -- | -- | -- | -- | | | | | | |
| 11/20 | Cincinnati | -- | -- | -- | -- | -- | -- | -- | -- | -- | -- | -- | -- | -- | -- | | | | | | |
| 11/28 | at Indianapolis | -- | -- | -- | -- | -- | -- | -- | -- | -- | -- | -- | -- | -- | -- | | | | | | |
| 12/4 | at Atlanta | -- | -- | -- | -- | -- | -- | -- | -- | -- | -- | -- | -- | -- | -- | | | | | | |
| 12/11 | Baltimore | -- | -- | -- | -- | -- | -- | -- | -- | -- | -- | -- | -- | -- | -- | | | | | | |
| 12/18 | at Carolina | -- | -- | -- | -- | -- | -- | -- | -- | -- | -- | -- | -- | -- | -- | | | | | | |
| 12/24 | Las Vegas | -- | -- | -- | -- | -- | -- | -- | -- | -- | -- | -- | -- | -- | -- | | | | | | |
| 1/1 | at Baltimore | -- | -- | -- | -- | -- | -- | -- | -- | -- | -- | -- | -- | -- | -- | | | | | | |
| 1/8 | Cleveland | -- | -- | -- | -- | -- | -- | -- | -- | -- | -- | -- | -- | -- | -- | | | | | | |
| 2022 TOTALS | | 329 | 202 | 127 | 10 | 58.0 | 8 | 104.0 | 30 | 1 | 0 | 20 | 25 | 3 | 2 | | | | | | |

| AMERICAN FOOTBALL CONFERENCE | | | | | | |
|----------------------------------|-----------|-----------|-----------|-----------|-----------|----------|
| | OFFENSE | | | DEFENSE | | |
| | TOTAL | RUSH | PASS | TOTAL | RUSH | PASS |
| Baltimore Ravens | 4 | 2 | 6 | 13 | *1 | 16 |
| Buffalo Bills | 3 | 5 | 5 | *1 | 6 | *1 |
| Cincinnati Bengals | 6 | 11 | 4 | 9 | 3 | 13 |
| Cleveland Browns | 10 | 3 | 15 | 3 | 5 | 3 |
| Denver Broncos | 11 | 7 | 10 | 4 | 8 | 4 |
| Houston Texans | 16 | 16 | 16 | 15 | 15 | 11 |
| Indianapolis Colts | 8 | *1 | 14 | 8 | 4 | 10 |
| Jacksonville Jaguars | 15 | 10 | 12 | 10 | 12 | 9 |
| Kansas City Chiefs | *1 | 8 | 2 | 14 | 10 | 14 |
| Las Vegas Raiders | 5 | 13 | 3 | 6 | 9 | 7 |
| Los Angeles Chargers | 2 | 9 | *1 | 11 | 14 | 6 |
| Miami Dolphins | 13 | 15 | 9 | 7 | 7 | 8 |
| New England Patriots | 7 | 6 | 7 | 2 | 11 | 2 |
| New York Jets | 14 | 12 | 11 | 16 | 13 | 15 |
| Pittsburgh Steelers | 12 | 14 | 8 | 12 | 16 | 5 |
| Tennessee Titans | 9 | 4 | 13 | 5 | 2 | 12 |
| NATIONAL FOOTBALL CONFERENCE | | | | | | |
| | OFFENSE | | | DEFENSE | | |
| | TOTAL | RUSH | PASS | TOTAL | RUSH | PASS |
| Arizona Cardinals | 4 | 4 | 5 | 7 | 11 | 4 |
| Atlanta Falcons | 14 | 16 | 8 | 13 | 15 | 9 |
| Carolina Panthers | 15 | 12 | 13 | *1 | 10 | 2 |
| Chicago Bears | 12 | 7 | 14 | 3 | 12 | *1 |
| Dallas Cowboys | *1 | 3 | 2 | 10 | 8 | 10 |
| Detroit Lions | 11 | 11 | 9 | 15 | 16 | 13 |
| Green Bay Packers | 6 | 10 | 4 | 5 | 7 | 5 |
| Los Angeles Rams | 5 | 14 | 3 | 9 | 3 | 12 |
| Minnesota Vikings | 7 | 9 | 6 | 16 | 14 | 14 |
| New Orleans Saints | 13 | 8 | 16 | 4 | 2 | 7 |
| New York Giants | 16 | 13 | 15 | 11 | 13 | 8 |
| Philadelphia Eagles | 8 | *1 | 12 | 6 | 6 | 6 |
| San Francisco 49ers | 3 | 2 | 7 | 2 | 4 | 3 |
| Seattle Seahawks | 9 | 5 | 11 | 14 | 9 | 16 |
| Tampa Bay Buccaneers | 2 | 15 | *1 | 8 | *1 | 11 |
| Washington Commanders | 10 | 6 | 10 | 12 | 5 | 15 |
| NATIONAL FOOTBALL LEAGUE | | | | | | |
| | OFFENSE | | | DEFENSE | | |
| | TOTAL | RUSH | PASS | TOTAL | RUSH | PASS |
| Arizona Cardinals | 8 | 10 | 10 | 11 | 20 | 7 |
| Atlanta Falcons | 29 | 31 | 16 | 26 | 27 | 18 |
| Baltimore Ravens | 6 | 3 | 13 | 25 | *1 | 32 |
| Buffalo Bills | 5 | 6 | 9 | *1 | 13 | *1 |
| Carolina Panthers | 30 | 20 | 29 | 2 | 18 | 4 |
| Chicago Bears | 24 | 14 | 30 | 6 | 23 | T 3 |
| Cincinnati Bengals | 13 | 23 | 7 | 18 | 5 | 26 |
| Cleveland Browns | 18 | 4 | 27 | 5 | 12 | 5 |
| Dallas Cowboys | *1 | 9 | 2 | T 19 | 16 | 20 |
| Denver Broncos | 19 | 13 | 19 | 8 | 15 | 8 |
| Detroit Lions | 22 | 19 | 18 | 29 | 28 | 24 |
| Green Bay Packers | 10 | 18 | 8 | 9 | 11 | 10 |
| Houston Texans | 32 | 32 | 28 | 31 | 31 | 23 |
| Indianapolis Colts | 16 | 2 | 26 | 16 | 10 | 19 |
| Jacksonville Jaguars | 27 | 22 | 22 | 20 | 23 | T 17 |
| Kansas City Chiefs | 3 | 16 | 4 | 27 | 21 | 27 |
| Las Vegas Raiders | 11 | 28 | 6 | 14 | 19 | 13 |
| Los Angeles Chargers | 4 | 21 | 2 | T 23 | 30 | 12 |
| Los Angeles Rams | 9 | 25 | 5 | 17 | 6 | 22 |
| Miami Dolphins | 25 | 30 | 17 | 15 | 14 | 16 |
| Minnesota Vikings | 12 | 17 | 11 | 30 | 26 | 28 |
| New England Patriots | 15 | 8 | 14 | 4 | 22 | 2 |
| New Orleans Saints | 28 | 15 | 32 | 7 | 4 | 14 |
| New York Giants | 31 | 24 | 31 | 21 | 25 | 15 |
| New York Jets | 26 | 27 | 20 | 32 | 29 | 30 |
| Philadelphia Eagles | 14 | *1 | 25 | 10 | 9 | 11 |
| Pittsburgh Steelers | 23 | 29 | 15 | 24 | 32 | 9 |
| San Francisco 49ers | 7 | 7 | 12 | 3 | 7 | 6 |
| Seattle Seahawks | 20 | 11 | 23 | 28 | 17 | 31 |
| Tampa Bay Buccaneers | 2 | 26 | *1 | 13 | 3 | 21 |
| Tennessee Titans | 17 | 5 | 24 | 12 | 2 | 25 |
| Washington Commanders | 21 | 12 | 21 | 22 | 8 | 29 |

* = NFL leader | T = Tied for position

| 2022 REGULAR SEASON | | | | | | | | | | | | | | | | | | | | | | | | | |
|---------------------|----------------|---------|------|------|-------------------|-------|---------|------|-------------------|-------|----------------|-------|------|---------|-------------------|-------|------|------|-------------------|------|----------|-------|------|------|-------------------|
| NFL | | | | | | | | | | | | | AFC | | | | | | | | | | | | |
| | | OFFENSE | | | | | DEFENSE | | | | | | | OFFENSE | | | | | DEFENSE | | | | | | |
| DATE | OPPONENT | TOTAL | RUSH | PASS | *POINTS SCORED | TOTAL | RUSH | PASS | *POINTS SCORED | DATE | OPPONENT | TOTAL | RUSH | PASS | *POINTS SCORED | TOTAL | RUSH | PASS | *POINTS SCORED | DATE | OPPONENT | TOTAL | RUSH | PASS | *POINTS SCORED |
| 09/11 | at Cincinnati | 27 | 26 | 24 | T-12 | 28 | 23 | 28 | T-12 | 09/11 | at Cincinnati | 16 | 13 | 15 | 6 | 15 | 14 | 14 | T-6 | | | | | | |
| 09/18 | New England | 30 | 26 | 28 | T-19 | T-25 | 22 | 30 | T-12 | 09/18 | New England | 16 | 12 | 16 | T-10 | T-13 | 14 | 15 | 6 | | | | | | |
| 09/22 | at Cleveland | 31 | 23 | 28 | 19 | 24 | 28 | 22 | 18 | 09/22 | at Cleveland | 16 | 11 | 16 | 10 | 12 | 14 | 12 | 9 | | | | | | |
| 10/02 | N.Y. Jets | 30 | 23 | 28 | T-23 | 24 | 24 | 21 | 15 | 10/02 | N.Y. Jets | 16 | 10 | 16 | T-12 | 12 | 14 | 11 | 6 | | | | | | |
| 10/09 | at Buffalo | 28 | 29 | 23 | 30 | 30 | 23 | T-30 | T-25 | 10/09 | at Buffalo | 14 | 15 | 13 | 14 | 16 | 13 | T-14 | 13 | | | | | | |
| 10/16 | Tampa Bay | -- | -- | -- | -- | -- | -- | -- | -- | 10/16 | Tampa Bay | -- | -- | -- | -- | -- | -- | -- | -- | | | | | | |
| 10/23 | @ Miami | -- | -- | -- | -- | -- | -- | -- | -- | 10/23 | @ Miami | -- | -- | -- | -- | -- | -- | -- | -- | | | | | | |
| 10/30 | @ Philadelphia | -- | -- | -- | -- | -- | -- | -- | -- | 10/30 | @ Philadelphia | -- | -- | -- | -- | -- | -- | -- | -- | | | | | | |
| [bye] | -- | -- | -- | -- | -- | -- | -- | -- | -- | [bye] | -- | -- | -- | -- | -- | -- | -- | -- | -- | | | | | | |
| 11/20 | Cincinnati | -- | -- | -- | -- | -- | -- | -- | -- | 11/20 | Cincinnati | -- | -- | -- | -- | -- | -- | -- | -- | | | | | | |
| 11/28 | @ Indianapolis | -- | -- | -- | -- | -- | -- | -- | -- | 11/28 | @ Indianapolis | -- | -- | -- | -- | -- | -- | -- | -- | | | | | | |
| 12/04 | @ Atlanta | -- | -- | -- | -- | -- | -- | -- | -- | 12/04 | @ Atlanta | -- | -- | -- | -- | -- | -- | -- | -- | | | | | | |
| 12/11 | Baltimore | -- | -- | -- | -- | -- | -- | -- | -- | 12/11 | Baltimore | -- | -- | -- | -- | -- | -- | -- | -- | | | | | | |
| 12/18 | @ Carolina | -- | -- | -- | -- | -- | -- | -- | -- | 12/18 | @ Carolina | -- | -- | -- | -- | -- | -- | -- | -- | | | | | | |
| 12/24 | Las Vegas | -- | -- | -- | -- | -- | -- | -- | -- | 12/24 | Las Vegas | -- | -- | -- | -- | -- | -- | -- | -- | | | | | | |
| 01/01 | @ Baltimore | -- | -- | -- | -- | -- | -- | -- | -- | 01/01 | @ Baltimore | -- | -- | -- | -- | -- | -- | -- | -- | | | | | | |
| 01/08 | Cleveland | -- | -- | -- | -- | -- | -- | -- | -- | 01/08 | Cleveland | -- | -- | -- | -- | -- | -- | -- | -- | | | | | | |

*Points per game

| 2022 REGULAR SEASON STEELERS GAME-BY-GAME OFFENSE | | | | | | | | | | | | | | | | | | |
|---|-------|-------|-------|--------|-------|-------|-------|-------|-------|-------|-------|-------|-------|-------|-------|-------|-------|--------|
| | 09/11 | 09/18 | 09/22 | 10/02 | 10/09 | 10/16 | 10/23 | 10/30 | 11/13 | 11/20 | 11/28 | 12/04 | 12/11 | 12/18 | 12/24 | 01/01 | 01/08 | |
| | @ CIN | NE | @ CLE | NYJ | @ BUF | TB | @ MIA | @ PHI | NO | CIN | @ IND | @ ATL | BAL | @ CAR | LV | @ BAL | CLE | Totals |
| FIRST DOWNS | | | | | | | | | | | | | | | | | | |
| Total | 13 | 16 | 20 | 20 | 23 | | | | | | | | | | | | | 92 |
| Rushing | 4 | 5 | 9 | 7 | 2 | | | | | | | | | | | | | 27 |
| Passing | 8 | 11 | 10 | 11 | 19 | | | | | | | | | | | | | 59 |
| Penalty | 1 | 0 | 1 | 2 | 2 | | | | | | | | | | | | | 6 |
| THIRD DOWNS | | | | | | | | | | | | | | | | | | |
| Attempts | 15 | 15 | 9 | 12 | 15 | | | | | | | | | | | | | 66 |
| Converted | 4 | 8 | 1 | 6 | 5 | | | | | | | | | | | | | 24 |
| Percentage | 26.7% | 53.3% | 11.1% | 50.0% | 33.3% | | | | | | | | | | | | | 36.4% |
| FOURTH DOWNS | | | | | | | | | | | | | | | | | | |
| Attempts | 0 | 0 | 0 | 1 | 3 | | | | | | | | | | | | | 4 |
| Converted | 0 | 0 | 0 | 1 | 0 | | | | | | | | | | | | | 1 |
| Percentage | 0 | 0 | 0 | 100.0% | 0.0% | | | | | | | | | | | | | 25.0% |
| TOT. OFFENSE | | | | | | | | | | | | | | | | | | |
| Net Yards | 267 | 243 | 308 | 297 | 364 | | | | | | | | | | | | | 1,479 |
| Plays | 61 | 58 | 55 | 60 | 72 | | | | | | | | | | | | | 306 |
| Avg./Play | 4.4 | 4.2 | 5.6 | 5.0 | 5.1 | | | | | | | | | | | | | 4.8 |
| RUSHING | | | | | | | | | | | | | | | | | | |
| Net Yards | 75 | 91 | 104 | 119 | 54 | | | | | | | | | | | | | 443 |
| Rush. Att. | 22 | 22 | 22 | 31 | 17 | | | | | | | | | | | | | 114 |
| Avg./Att. | 3.4 | 4.1 | 4.7 | 3.8 | 3.2 | | | | | | | | | | | | | 3.9 |
| PASSING | | | | | | | | | | | | | | | | | | |
| Net Yards | 192 | 152 | 204 | 178 | 310 | | | | | | | | | | | | | 1,036 |
| Attempts | 38 | 33 | 32 | 26 | 52 | | | | | | | | | | | | | 181 |
| Completions | 21 | 21 | 20 | 17 | 34 | | | | | | | | | | | | | 113 |
| Intercepted | 0 | 1 | 0 | 4 | 1 | | | | | | | | | | | | | 6 |
| Gross Yards | 194 | 168 | 207 | 204 | 327 | | | | | | | | | | | | | 1,100 |
| Sacked | 1.0 | 3.0 | 1.0 | 3.0 | 3.0 | | | | | | | | | | | | | 11.0 |
| Yards Lost | 2 | 16 | 3 | 26 | 17 | | | | | | | | | | | | | 64 |
| ADVANCES | | | | | | | | | | | | | | | | | | |
| Rushes | 22 | 22 | 22 | 31 | 17 | | | | | | | | | | | | | 114 |
| Completions | 21 | 21 | 20 | 17 | 34 | | | | | | | | | | | | | 113 |
| Totals | 43 | 43 | 42 | 48 | 51 | | | | | | | | | | | | | 227 |
| Total Drives | 15 | 9 | 11 | 12 | 11 | | | | | | | | | | | | | 58 |
| PENALTIES | | | | | | | | | | | | | | | | | | |
| Number | 8 | 3 | 5 | 8 | 6 | | | | | | | | | | | | | 30 |
| Yards | 59 | 20 | 25 | 55 | 54 | | | | | | | | | | | | | 213 |
| FUMBLES | | | | | | | | | | | | | | | | | | |
| Number | 1 | 1 | 2 | 2 | 1 | | | | | | | | | | | | | 7 |
| Lost | 0 | 1 | 1 | 0 | 1 | | | | | | | | | | | | | 3 |
| PUNTING | | | | | | | | | | | | | | | | | | |
| Yards | 388 | 206 | 212 | 158 | 163 | | | | | | | | | | | | | 1,127 |
| Punts | 8 | 4 | 5 | 4 | 4 | | | | | | | | | | | | | 25 |
| Net Avg. | 42.1 | 41.3 | 40.2 | 39.5 | 40.8 | | | | | | | | | | | | | 41.0 |
| Gross Avg. | 48.5 | 51.5 | 42.4 | 39.5 | 40.8 | | | | | | | | | | | | | 45.1 |
| SCORING | | | | | | | | | | | | | | | | | | |
| Points | 23 | 14 | 17 | 20 | 3 | | | | | | | | | | | | | 77 |
| Q1 | 10 | 0 | 0 | 0 | 3 | | | | | | | | | | | | | 13 |
| Q2 | 7 | 3 | 14 | 6 | 0 | | | | | | | | | | | | | 30 |
| Q3 | 0 | 3 | 0 | 7 | 0 | | | | | | | | | | | | | 10 |
| Q4 | 3 | 8 | 3 | 7 | 0 | | | | | | | | | | | | | 21 |
| OT | 3 | 0 | 0 | 0 | 0 | | | | | | | | | | | | | 3 |
| TD Rushing | 0 | 0 | 2 | 2 | 0 | | | | | | | | | | | | | 4 |
| TD Passing | 1 | 1 | 0 | 0 | 0 | | | | | | | | | | | | | 2 |
| TD KO Returns | 0 | 0 | 0 | 0 | 0 | | | | | | | | | | | | | 0 |
| TD Punt Returns | 0 | 0 | 0 | 0 | 0 | | | | | | | | | | | | | 0 |
| TD Sp. Teams | 0 | 0 | 0 | 0 | 0 | | | | | | | | | | | | | 0 |
| TD Def. Returns | 1 | 0 | 0 | 0 | 0 | | | | | | | | | | | | | 1 |
| FG Attempts | 4 | 2 | 2 | 2 | 3 | | | | | | | | | | | | | 13 |
| FG Made | 3 | 2 | 1 | 2 | 1 | | | | | | | | | | | | | 9 |
| Safety | 0 | 0 | 0 | 0 | 0 | | | | | | | | | | | | | 0 |
| 2-Pt Attempts | 0 | 1 | 0 | 0 | 0 | | | | | | | | | | | | | 1 |
| 2-Pt Made | 0 | 1 | 0 | 0 | 0 | | | | | | | | | | | | | 1 |
| Time of Possession | 26:18 | 26:24 | 23:51 | 30:01 | 36:08 | | | | | | | | | | | | | 142:42 |

| 2022 REGULAR SEASON STEELERS GAME-BY-GAME DEFENSE | | | | | | | | | | | | | | | | | | |
|---|-------|-------|-------|--------|-------|-------|-------|-------|-------|-------|-------|-------|-------|-------|-------|-------|-------|--------|
| | 09/11 | 09/18 | 09/22 | 10/02 | 10/09 | 10/16 | 10/23 | 10/30 | 11/13 | 11/20 | 11/28 | 12/04 | 12/11 | 12/18 | 12/24 | 01/01 | 01/08 | |
| | @ | | @ | | @ | | @ | @ | | | @ | @ | | @ | | @ | | Totals |
| | CIN | NE | CLE | NYJ | BUF | TB | MIA | PHI | NO | CIN | IND | ATL | BAL | CAR | LV | BAL | CLE | |
| FIRST DOWNS | | | | | | | | | | | | | | | | | | |
| Total | 32 | 18 | 22 | 19 | 21 | | | | | | | | | | | | | 112 |
| Rushing | 5 | 8 | 10 | 5 | 4 | | | | | | | | | | | | | 32 |
| Passing | 22 | 10 | 12 | 12 | 15 | | | | | | | | | | | | | 71 |
| Penalty | 5 | 0 | 0 | 2 | 2 | | | | | | | | | | | | | 9 |
| THIRD DOWNS | | | | | | | | | | | | | | | | | | |
| Attempts | 16 | 17 | 16 | 15 | 9 | | | | | | | | | | | | | 73 |
| Converted | 8 | 9 | 6 | 6 | 5 | | | | | | | | | | | | | 34 |
| Percentage | 50.0% | 52.9% | 37.5% | 40.0% | 55.6% | | | | | | | | | | | | | 46.6% |
| FOURTH DOWNS | | | | | | | | | | | | | | | | | | |
| Attempts | 3 | 0 | 4 | 1 | 0 | | | | | | | | | | | | | 8 |
| Converted | 1 | 0 | 3 | 1 | 0 | | | | | | | | | | | | | 5 |
| Percentage | 33.3% | 0 | 75.0% | 100.0% | 0 | | | | | | | | | | | | | 62.5% |
| TOT. OFFENSE | | | | | | | | | | | | | | | | | | |
| Net Yards | 432 | 376 | 376 | 348 | 552 | | | | | | | | | | | | | 2,084 |
| Plays | 94 | 66 | 71 | 67 | 54 | | | | | | | | | | | | | 352 |
| Avg./Play | 4.6 | 5.7 | 5.3 | 5.2 | 10.2 | | | | | | | | | | | | | 5.9 |
| RUSHING | | | | | | | | | | | | | | | | | | |
| Net Yards | 133 | 124 | 171 | 98 | 120 | | | | | | | | | | | | | 646 |
| Rush. Att. | 34 | 31 | 38 | 29 | 18 | | | | | | | | | | | | | 150 |
| Avg./Att. | 3.9 | 4.0 | 4.5 | 3.4 | 6.7 | | | | | | | | | | | | | 4.3 |
| PASSING | | | | | | | | | | | | | | | | | | |
| Net Yards | 299 | 252 | 205 | 250 | 432 | | | | | | | | | | | | | 1,438 |
| Attempts | 53 | 35 | 31 | 37 | 36 | | | | | | | | | | | | | 192 |
| Completions | 33 | 21 | 21 | 19 | 22 | | | | | | | | | | | | | 116 |
| Intercepted | 4 | 1 | 0 | 2 | 1 | | | | | | | | | | | | | 8 |
| Gross Yards | 338 | 252 | 220 | 254 | 432 | | | | | | | | | | | | | 1,496 |
| Sacked | 7.0 | 0.0 | 2.0 | 1.0 | 0.0 | | | | | | | | | | | | | 10.0 |
| Yards Lost | 39 | 0 | 15 | 4 | 0 | | | | | | | | | | | | | 58 |
| ADVANCES | | | | | | | | | | | | | | | | | | |
| Rushes | 34 | 31 | 38 | 29 | 18 | | | | | | | | | | | | | 150 |
| Completions | 33 | 21 | 21 | 19 | 22 | | | | | | | | | | | | | 116 |
| Totals | 67 | 52 | 59 | 48 | 40 | | | | | | | | | | | | | 266 |
| Total Drives | 14 | 10 | 10 | 11 | 13 | | | | | | | | | | | | | 58 |
| PENALTIES | | | | | | | | | | | | | | | | | | |
| Number | 4 | 7 | 5 | 7 | 5 | | | | | | | | | | | | | 28 |
| Yards | 27 | 55 | 24 | 64 | 28 | | | | | | | | | | | | | 198 |
| FUMBLES | | | | | | | | | | | | | | | | | | |
| Number | 2 | 0 | 0 | 1 | 1 | | | | | | | | | | | | | 4 |
| Lost | 1 | 0 | 0 | 0 | 1 | | | | | | | | | | | | | 2 |
| PUNTING | | | | | | | | | | | | | | | | | | |
| Yards | 158 | 166 | 203 | 235 | 110 | | | | | | | | | | | | | 872 |
| Punts | 3 | 4 | 5 | 5 | 2 | | | | | | | | | | | | | 19 |
| Net Avg. | 39.3 | 31.5 | 36.6 | 43.8 | 35.0 | | | | | | | | | | | | | 37.7 |
| Gross Avg. | 52.7 | 41.5 | 40.6 | 47.0 | 55.0 | | | | | | | | | | | | | 45.9 |
| SCORING | | | | | | | | | | | | | | | | | | |
| Points | 20 | 17 | 29 | 24 | 38 | | | | | | | | | | | | | 128 |
| Q1 | 3 | 3 | 7 | 3 | 10 | | | | | | | | | | | | | 26 |
| Q2 | 3 | 7 | 6 | 7 | 21 | | | | | | | | | | | | | 44 |
| Q3 | 8 | 7 | 3 | 0 | 0 | | | | | | | | | | | | | 18 |
| Q4 | 6 | 0 | 13 | 14 | 7 | | | | | | | | | | | | | 40 |
| OT | 0 | 0 | 0 | 0 | 0 | | | | | | | | | | | | | 0 |
| TD Rushing | 0 | 1 | 1 | 1 | 1 | | | | | | | | | | | | | 4 |
| TD Passing | 2 | 1 | 2 | 2 | 4 | | | | | | | | | | | | | 11 |
| TD KO Returns | 0 | 0 | 0 | 0 | 0 | | | | | | | | | | | | | 0 |
| TD Punt Returns | 0 | 0 | 0 | 0 | 0 | | | | | | | | | | | | | 0 |
| TD Sp. Teams | 0 | 0 | 0 | 0 | 0 | | | | | | | | | | | | | 0 |
| TD Def. Returns | 0 | 0 | 1 | 0 | 0 | | | | | | | | | | | | | 1 |
| FG Attempts | 3 | 2 | 1 | 1 | 2 | | | | | | | | | | | | | 9 |
| FG Made | 2 | 1 | 1 | 1 | 1 | | | | | | | | | | | | | 6 |
| Safety | 0 | 0 | 0 | 0 | 0 | | | | | | | | | | | | | 0 |
| 2-Pt Attempts | 1 | 0 | 0 | 0 | 0 | | | | | | | | | | | | | 1 |
| 2-Pt Made | 1 | 0 | 0 | 0 | 0 | | | | | | | | | | | | | 1 |
| Time of Possession | 43:42 | 33:36 | 36:09 | 29:59 | 23:52 | | | | | | | | | | | | | 167:18 |

| 2022 REGULAR SEASON - DEFENSIVE TAKEAWAYS | | | | | | |
|---|-----------------|--|------|-------|----------|-----------|
| DATE | OPPONENT | TAKEAWAY | QTR. | SCORE | YD-LINE | RESULT |
| 09/11 | at Cincinnati | M. Fitzpatrick INT (J. Burrow) | 1 | 7-0 | CIN-31 | TD |
| | | C. Heyward FR (A. Highsmith FF) | 1 | 7-3 | CIN-34 | FG |
| | | T. Watt INT (J. Burrow) | 2 | 10-3 | PIT-41 | TD |
| | | C. Sutton INT (J. Burrow) | 2 | 17-3 | PIT-15 | Punt |
| | | A. Witherspoon INT (J. Burrow) | 4 | 20-14 | PIT-23 | Punt |
| 09/18 | New England | M. Fitzpatrick INT (M. Jones) | 1 | 0-3 | PIT-21 | FG |
| 09/22 | at Cleveland | None | | | | |
| 10/02 | N.Y. Jets | C. Sutton INT (Z. Wilson) | 2 | 3-10 | PIT-4 | FG |
| | | M. Fitzpatrick INT (Z. Wilson) | 3 | 6-10 | NYJ-38 | TD |
| 10/09 | at Buffalo | L. Wallace INT (J. Allen: touchback) | 2 | 3-10 | PIT-(2) | Punt |
| | | J. Jackson FR (C. Heyward FF: touchback) | 3 | 3-31 | PIT-(-5) | Missed FG |
| 10/16 | Tampa Bay | -- | -- | -- | -- | -- |
| 10/23 | at Miami | -- | -- | -- | -- | -- |
| 10/30 | at Philadelphia | -- | -- | -- | -- | -- |
| 11/13 | New Orleans | -- | -- | -- | -- | -- |
| 11/20 | Cincinnati | -- | -- | -- | -- | -- |
| 11/28 | at Indianapolis | -- | -- | -- | -- | -- |
| 12/04 | at Atlanta | -- | -- | -- | -- | -- |
| 12/11 | Baltimore | -- | -- | -- | -- | -- |
| 12/18 | at Carolina | -- | -- | -- | -- | -- |
| 12/24 | Las Vegas | -- | -- | -- | -- | -- |
| 01/01 | at Baltimore | -- | -- | -- | -- | -- |
| 01/08 | Cleveland | -- | -- | -- | -- | -- |

| 2022 REGULAR SEASON - OFFENSIVE GIVEAWAYS | | | | | | |
|---|-----------------|-------------------------------|------|-------|----------|-------------|
| DATE | OPPONENT | TAKEAWAY | QTR. | SCORE | YD-LINE | RESULT |
| 09/11 | at Cincinnati | None | | | | |
| 09/18 | New England | M. Trubisky INT (J. Mills) | 1 | 0-3 | NE-26 | INT |
| 09/22 | at Cleveland | N. Harris fumble (D. Ward FR) | 4 | 17-29 | PIT-(-1) | TD |
| 10/02 | N.Y. Jets | M. Trubisky INT (L. Joyner) | 1 | 0-0 | PIT-40 | FG |
| | | K. Pickett INT (J. Whitehead) | 3 | 6-10 | NYJ-11 | INT |
| | | K. Pickett INT (M. Carter II) | 4 | 20-17 | NYJ-35 | TD |
| | | K. Pickett INT (L. Joyner) | 4 | 20-24 | End Zone | EOG |
| 10/09 | at Buffalo | K. Pickett INT (K. Elam) | 2 | 3-31 | BUF-38 | End of Half |
| 10/16 | Tampa Bay | -- | -- | -- | -- | -- |
| 10/23 | at Miami | -- | -- | -- | -- | -- |
| 10/30 | at Philadelphia | -- | -- | -- | -- | -- |
| 11/13 | New Orleans | -- | -- | -- | -- | -- |
| 11/20 | Cincinnati | -- | -- | -- | -- | -- |
| 11/28 | at Indianapolis | -- | -- | -- | -- | -- |
| 12/04 | at Atlanta | -- | -- | -- | -- | -- |
| 12/11 | Baltimore | -- | -- | -- | -- | -- |
| 12/18 | at Carolina | -- | -- | -- | -- | -- |
| 12/24 | Las Vegas | -- | -- | -- | -- | -- |
| 01/01 | at Baltimore | -- | -- | -- | -- | -- |
| 01/08 | Cleveland | -- | -- | -- | -- | -- |

| 2022 REGULAR SEASON - SPECIAL TEAMS/MISC GIVEAWAYS | | | | | | |
|--|-------------|------------------------------|------|-------|---------|--------|
| DATE | OPPONENT | TAKEAWAY | QTR. | SCORE | YD-LINE | RESULT |
| 09/18 | New England | G. Olszewski; B. Schooler FR | 3 | 6-10 | PIT-20 | TD |

| 2022 REGULAR SEASON - TURNOVERS | | |
|---------------------------------|--|--|
| Offense: | 7 Giveaways 16 Points (2 TD, 1 FG) | Ratio +2 (10 takes, 8 gives) |
| Defense: | 10 Takeaways 30 Points (3 TD, 3 FG) | |
| Special Teams: | 1 Giveaway 7 Points (1 TD, 0 FG) | Points Off Turnovers Ratio +7 (30 scored, 23 allowed) |
| | 0 Takeaways | |
| | 0 Points (0 TD, 0 FG) | |

| | | FORCED TURNOVERS | | | TURNOVERS CONVERTED | | | | | OUTCOME | |
|-------|-----------------|------------------|------|-------|---------------------|----|------|-----------|---------|-----------|--------|
| DATE | OPPONENT | FUM | INTS | TOTAL | TD | FG | PTS. | PTS. PCT. | TD PCT. | NET DIFF. | RESULT |
| 09/11 | Pittsburgh | 1 | 4 | 5 | 2 | 1 | 17 | 60.0 | 66.7 | +5 | W |
| | at Cincinnati | 0 | 0 | 0 | 0 | 0 | 0 | 0.0 | 0.0 | -5 | L |
| 09/18 | Pittsburgh | 0 | 1 | 1 | 0 | 1 | 3 | 100.0 | 0.0 | -1 | L |
| | New England | 1 | 1 | 2 | 1 | 0 | 7 | 50.0 | 100.0 | +1 | W |
| 09/22 | Pittsburgh | 0 | 0 | 0 | 0 | 0 | 0 | 0.0 | 0.0 | -1 | L |
| | at Cleveland | 1 | 0 | 1 | 1 | 0 | 6 | 100.0 | 100.0 | +1 | W |
| 10/02 | Pittsburgh | 0 | 2 | 2 | 1 | 1 | 10 | 100.0 | 50.0 | -2 | L |
| | N.Y. Jets | 0 | 4 | 4 | 1 | 1 | 10 | 50.0 | 50.0 | +2 | W |
| 10/09 | Pittsburgh | 1 | 1 | 2 | 0 | 0 | 0 | 0.0 | 0.0 | 0 | L |
| | at Buffalo | 1 | 1 | 2 | 0 | 0 | 0 | 0.0 | 0.0 | 0 | W |
| 10/16 | Tampa Bay | -- | -- | -- | -- | -- | -- | -- | -- | -- | -- |
| 10/23 | at Miami | -- | -- | -- | -- | -- | -- | -- | -- | -- | -- |
| 10/30 | at Philadelphia | -- | -- | -- | -- | -- | -- | -- | -- | -- | -- |
| 11/13 | New Orleans | -- | -- | -- | -- | -- | -- | -- | -- | -- | -- |
| 11/20 | Cincinnati | -- | -- | -- | -- | -- | -- | -- | -- | -- | -- |
| 11/28 | at Indianapolis | -- | -- | -- | -- | -- | -- | -- | -- | -- | -- |
| 12/04 | at Atlanta | -- | -- | -- | -- | -- | -- | -- | -- | -- | -- |
| 12/11 | Baltimore | -- | -- | -- | -- | -- | -- | -- | -- | -- | -- |
| 12/18 | at Carolina | -- | -- | -- | -- | -- | -- | -- | -- | -- | -- |
| 12/24 | Las Vegas | -- | -- | -- | -- | -- | -- | -- | -- | -- | -- |
| 01/01 | at Baltimore | -- | -- | -- | -- | -- | -- | -- | -- | -- | -- |
| 01/08 | Cleveland | -- | -- | -- | -- | -- | -- | -- | -- | -- | -- |
| | STEELERS | 2 | 8 | 10 | 3 | 3 | 30 | 60.0 | 50.0 | +1 | 1-4 |
| | OPPONENTS | 3 | 6 | 9 | 3 | 1 | 23 | 44.4 | 75.0 | -1 | 4-1 |

| 2022 REGULAR SEASON INDIVIDUAL GAME-BY-GAME STATS | | | | | | | | | | | | | | |
|---|-----------------|---------------------------|-----|-----|-------|-----|------|----|------|-----|-------|----|-------|------|
| PASSING: | | KENNY PICKETT | | | | | | | | | | | | |
| DATE | OPP. | ATT | CMP | YDS | CMP% | Y/A | Y/C | TD | TD% | INT | INT% | LG | SK/YD | RATE |
| 09/11 | at Cincinnati | DID NOT PLAY (NON-INJURY) | | | | | | | | | | | | |
| 09/18 | New England | DID NOT PLAY (NON-INJURY) | | | | | | | | | | | | |
| 09/22 | at Cleveland | DID NOT PLAY (NON-INJURY) | | | | | | | | | | | | |
| 10/02 | N.Y. Jets | 13 | 10 | 120 | 76.9% | 9.2 | 12.0 | 0 | 0.0% | 3 | 23.1% | 27 | 0/0 | 65.1 |
| 10/09 | at Buffalo | 52 | 34 | 327 | 65.4% | 6.3 | 9.6 | 0 | 0.0% | 1 | 1.9% | 29 | 3/17 | 74.8 |
| 10/16 | Tampa Bay | | | | | | | | | | | | | |
| 10/23 | at Miami | | | | | | | | | | | | | |
| 10/30 | at Philadelphia | | | | | | | | | | | | | |
| 11/13 | New Orleans | | | | | | | | | | | | | |
| 11/20 | Cincinnati | | | | | | | | | | | | | |
| 11/28 | at Indianapolis | | | | | | | | | | | | | |
| 12/04 | at Atlanta | | | | | | | | | | | | | |
| 12/11 | Baltimore | | | | | | | | | | | | | |
| 12/18 | at Carolina | | | | | | | | | | | | | |
| 12/24 | Las Vegas | | | | | | | | | | | | | |
| 01/01 | at Baltimore | | | | | | | | | | | | | |
| 01/08 | Cleveland | | | | | | | | | | | | | |
| TOTALS | | 65 | 44 | 447 | 67.7% | 6.9 | 10.2 | 0 | 0.0% | 4 | 6.2% | 29 | 3/17 | 61.5 |
| PASSING: | | MASON RUDOLPH | | | | | | | | | | | | |
| DATE | OPP. | ATT | CMP | YDS | CMP% | Y/A | Y/C | TD | TD% | INT | INT% | LG | SK/YD | RATE |
| 09/11 | at Cincinnati | ON INACTIVE LIST | | | | | | | | | | | | |
| 09/18 | New England | ON INACTIVE LIST | | | | | | | | | | | | |
| 09/22 | at Cleveland | INACTIVE | | | | | | | | | | | | |
| 10/02 | N.Y. Jets | ON INACTIVE LIST | | | | | | | | | | | | |
| 10/09 | at Buffalo | ON INACTIVE LIST | | | | | | | | | | | | |
| 10/16 | Tampa Bay | | | | | | | | | | | | | |
| 10/23 | at Miami | | | | | | | | | | | | | |
| 10/30 | at Philadelphia | | | | | | | | | | | | | |
| 11/13 | New Orleans | | | | | | | | | | | | | |
| 11/20 | Cincinnati | | | | | | | | | | | | | |
| 11/28 | at Indianapolis | | | | | | | | | | | | | |
| 12/04 | at Atlanta | | | | | | | | | | | | | |
| 12/11 | Baltimore | | | | | | | | | | | | | |
| 12/18 | at Carolina | | | | | | | | | | | | | |
| 12/24 | Las Vegas | | | | | | | | | | | | | |
| 01/01 | at Baltimore | | | | | | | | | | | | | |
| 01/08 | Cleveland | | | | | | | | | | | | | |
| TOTALS | | 0 | 0 | 0 | 0.0% | 0.0 | 0.0 | 0 | 0.0% | 0 | 0.0% | -- | 0/0 | 0.0 |
| PASSING: | | MITCH TRUBISKY | | | | | | | | | | | | |
| DATE | OPP. | ATT | CMP | YDS | CMP% | Y/A | Y/C | TD | TD% | INT | INT% | LG | SK/YD | RATE |
| 09/11 | at Cincinnati | 38 | 21 | 194 | 55.3% | 5.1 | 9.2 | 1 | 2.6% | 0 | 0.0% | 32 | 1/2 | 78.2 |
| 09/18 | New England | 33 | 21 | 168 | 63.6% | 5.1 | 8.0 | 1 | 3.0% | 1 | 3.0% | 23 | 3/16 | 73.8 |
| 09/22 | at Cleveland | 32 | 20 | 207 | 62.5% | 6.5 | 10.4 | 0 | 0.0% | 0 | 0.0% | 36 | 1/3 | 81.1 |
| 10/02 | N.Y. Jets | 13 | 7 | 84 | 53.8% | 6.5 | 12.0 | 0 | 0.0% | 1 | 7.7% | 26 | 3/26 | 41.8 |
| 10/09 | at Buffalo | DID NOT PLAY (NON-INJURY) | | | | | | | | | | | | |
| 10/16 | Tampa Bay | | | | | | | | | | | | | |
| 10/23 | at Miami | | | | | | | | | | | | | |
| 10/30 | at Philadelphia | | | | | | | | | | | | | |
| 11/13 | New Orleans | | | | | | | | | | | | | |
| 11/20 | Cincinnati | | | | | | | | | | | | | |
| 11/28 | at Indianapolis | | | | | | | | | | | | | |
| 12/04 | at Atlanta | | | | | | | | | | | | | |
| 12/11 | Baltimore | | | | | | | | | | | | | |
| 12/18 | at Carolina | | | | | | | | | | | | | |
| 12/24 | Las Vegas | | | | | | | | | | | | | |
| 01/01 | at Baltimore | | | | | | | | | | | | | |
| 01/08 | Cleveland | | | | | | | | | | | | | |
| TOTALS | | 116 | 69 | 653 | 59.5% | 5.6 | 9.5 | 2 | 1.7% | 2 | 1.7% | 36 | 8/47 | 73.7 |

| 2022 REGULAR SEASON INDIVIDUAL GAME-BY-GAME STATS | | | | | | | | | | | | | | | | |
|---|-----------------|----------------|-----|------|----|----|--------------|-----|-----|----|----|-----------------|-----|-----|----|----|
| RUSHING: | | CHASE CLAYPOOL | | | | | NAJEE HARRIS | | | | | DIONTAE JOHNSON | | | | |
| DATE | OPP. | NO. | YDS | AVG | LG | TD | NO. | YDS | AVG | LG | TD | NO. | YDS | AVG | LG | TD |
| 09/11 | at Cincinnati | 6 | 36 | 6.0 | 15 | 0 | 10 | 23 | 2.3 | 11 | 0 | 0 | 0 | 0.0 | -- | 0 |
| 09/18 | New England | 0 | 0 | 0.0 | -- | 0 | 15 | 49 | 3.3 | 8 | 0 | 0 | 0 | 0.0 | -- | 0 |
| 09/22 | at Cleveland | 1 | 11 | 11.0 | 11 | 0 | 15 | 56 | 3.7 | 10 | 1 | 0 | 0 | 0.0 | -- | 0 |
| 10/02 | N.Y. Jets | 0 | 0 | 0.0 | -- | 0 | 18 | 74 | 4.1 | 16 | 0 | 2 | 11 | 5.5 | 8 | 0 |
| 10/09 | at Buffalo | 0 | 0 | 0.0 | -- | 0 | 11 | 20 | 1.8 | 6 | 0 | 0 | 0 | 0.0 | -- | 0 |
| 10/16 | Tampa Bay | | | | | | | | | | | | | | | |
| 10/23 | at Miami | | | | | | | | | | | | | | | |
| 10/30 | at Philadelphia | | | | | | | | | | | | | | | |
| 11/13 | New Orleans | | | | | | | | | | | | | | | |
| 11/20 | Cincinnati | | | | | | | | | | | | | | | |
| 11/28 | at Indianapolis | | | | | | | | | | | | | | | |
| 12/04 | at Atlanta | | | | | | | | | | | | | | | |
| 12/11 | Baltimore | | | | | | | | | | | | | | | |
| 12/18 | at Carolina | | | | | | | | | | | | | | | |
| 12/24 | Las Vegas | | | | | | | | | | | | | | | |
| 01/01 | at Baltimore | | | | | | | | | | | | | | | |
| 01/08 | Cleveland | | | | | | | | | | | | | | | |
| TOTALS | | 7 | 47 | 6.7 | 15 | 0 | 69 | 222 | 3.2 | 16 | 1 | 2 | 11 | 5.5 | 8 | 0 |

| RUSHING: | | GUNNER OLSZEWSKI | | | | | KENNY PICKETT | | | | | MITCH TRUBISKY | | | | |
|----------|-----------------|------------------|-----|------|----|----|---------------------------|-----|------|----|----|---------------------------|-----|-----|----|----|
| DATE | OPP. | NO. | YDS | AVG | LG | TD | NO. | YDS | AVG | LG | TD | NO. | YDS | AVG | LG | TD |
| 09/11 | at Cincinnati | 0 | 0 | 0.0 | -- | 0 | DID NOT PLAY (NON-INJURY) | | | | | 3 | 9 | 3.0 | 6 | 0 |
| 09/18 | New England | 1 | 18 | 18.0 | 18 | 0 | DID NOT PLAY (NON-INJURY) | | | | | 1 | 7 | 7.0 | 7 | 0 |
| 09/22 | at Cleveland | 0 | 0 | 0.0 | -- | 0 | DID NOT PLAY (NON-INJURY) | | | | | 2 | 7 | 3.5 | 6 | 1 |
| 10/02 | N.Y. Jets | 1 | 0 | 0.0 | -- | 0 | 6 | 15 | 2.5 | 7 | 2 | 1 | 1 | 1.0 | 1 | 0 |
| 10/09 | at Buffalo | ON INACTIVE LIST | | | | | 1 | 10 | 10.0 | 10 | 0 | DID NOT PLAY (NON-INJURY) | | | | |
| 10/16 | Tampa Bay | | | | | | | | | | | | | | | |
| 10/23 | at Miami | | | | | | | | | | | | | | | |
| 10/30 | at Philadelphia | | | | | | | | | | | | | | | |
| 11/13 | New Orleans | | | | | | | | | | | | | | | |
| 11/20 | Cincinnati | | | | | | | | | | | | | | | |
| 11/28 | at Indianapolis | | | | | | | | | | | | | | | |
| 12/04 | at Atlanta | | | | | | | | | | | | | | | |
| 12/11 | Baltimore | | | | | | | | | | | | | | | |
| 12/18 | at Carolina | | | | | | | | | | | | | | | |
| 12/24 | Las Vegas | | | | | | | | | | | | | | | |
| 01/01 | at Baltimore | | | | | | | | | | | | | | | |
| 01/08 | Cleveland | | | | | | | | | | | | | | | |
| TOTALS | | 2 | 18 | 9.0 | 18 | 0 | 7 | 25 | 3.6 | 10 | 2 | 7 | 24 | 3.4 | 7 | 1 |

| RUSHING: | | JAYLEN WARREN | | | | | DEREK WATT | | | | |
|----------|-----------------|---------------|-----|-----|----|----|------------|-----|-----|----|----|
| DATE | OPP. | NO. | YDS | AVG | LG | TD | NO. | YDS | AVG | LG | TD |
| 09/11 | at Cincinnati | 3 | 7 | 2.3 | 3 | 0 | 0 | 0 | 0.0 | -- | 0 |
| 09/18 | New England | 4 | 15 | 3.8 | 6 | 0 | 1 | 2 | 2.0 | 2 | 0 |
| 09/22 | at Cleveland | 4 | 30 | 7.5 | 10 | 0 | 0 | 0 | 0.0 | -- | 0 |
| 10/02 | N.Y. Jets | 3 | 18 | 6.0 | 14 | 0 | 0 | 0 | 0.0 | -- | 0 |
| 10/09 | at Buffalo | 5 | 24 | 4.8 | 12 | 0 | 0 | 0 | 0.0 | -- | 0 |
| 10/16 | Tampa Bay | | | | | | | | | | |
| 10/23 | at Miami | | | | | | | | | | |
| 10/30 | at Philadelphia | | | | | | | | | | |
| 11/13 | New Orleans | | | | | | | | | | |
| 11/20 | Cincinnati | | | | | | | | | | |
| 11/28 | at Indianapolis | | | | | | | | | | |
| 12/04 | at Atlanta | | | | | | | | | | |
| 12/11 | Baltimore | | | | | | | | | | |
| 12/18 | at Carolina | | | | | | | | | | |
| 12/24 | Las Vegas | | | | | | | | | | |
| 01/01 | at Baltimore | | | | | | | | | | |
| 01/08 | Cleveland | | | | | | | | | | |
| TOTALS | | 19 | 94 | 4.9 | 14 | 0 | 1 | 2 | 2.0 | 2 | 0 |

| 2022 REGULAR SEASON INDIVIDUAL GAME-BY-GAME STATS | | | | | | | | | | | | | | | | |
|---|-----------------|--------------|-----|------|----|----|----------------|-----|------|----|----|----------------|-----|------|----|----|
| RECEIVING: | | MILES BOYKIN | | | | | CHASE CLAYPOOL | | | | | PAT FREIERMUTH | | | | |
| DATE | OPP. | NO. | YDS | AVG | LG | TD | NO. | YDS | AVG | LG | TD | NO. | YDS | AVG | LG | TD |
| 09/11 | at Cincinnati | 0 | 0 | 0.0 | -- | 0 | 4 | 18 | 4.5 | 6 | 0 | 5 | 75 | 15.0 | 31 | 0 |
| 09/18 | New England | 0 | 0 | 0.0 | -- | 0 | 4 | 26 | 6.5 | 11 | 0 | 4 | 22 | 5.5 | 8t | 1 |
| 09/22 | at Cleveland | 0 | 0 | 0.0 | -- | 0 | 3 | 35 | 11.7 | 20 | 0 | 2 | 41 | 20.5 | 26 | 0 |
| 10/02 | N.Y. Jets | 0 | 0 | 0.0 | -- | 0 | 0 | 0 | 0.0 | -- | 0 | 7 | 85 | 12.1 | 24 | 0 |
| 10/09 | at Buffalo | 1 | 11 | 11.0 | 11 | 0 | 5 | 50 | 10.0 | 20 | 0 | 2 | 12 | 6.0 | 8 | 0 |
| 10/16 | Tampa Bay | | | | | | | | | | | | | | | |
| 10/23 | at Miami | | | | | | | | | | | | | | | |
| 10/30 | at Philadelphia | | | | | | | | | | | | | | | |
| 11/13 | New Orleans | | | | | | | | | | | | | | | |
| 11/20 | Cincinnati | | | | | | | | | | | | | | | |
| 11/28 | at Indianapolis | | | | | | | | | | | | | | | |
| 12/04 | at Atlanta | | | | | | | | | | | | | | | |
| 12/11 | Baltimore | | | | | | | | | | | | | | | |
| 12/18 | at Carolina | | | | | | | | | | | | | | | |
| 12/24 | Las Vegas | | | | | | | | | | | | | | | |
| 01/01 | at Baltimore | | | | | | | | | | | | | | | |
| 01/08 | Cleveland | | | | | | | | | | | | | | | |
| TOTALS | | 1 | 11 | 11.0 | 11 | 0 | 16 | 129 | 8.1 | 20 | 0 | 20 | 235 | 11.8 | 31 | 1 |

| RECEIVING: | | ZACH GENTRY | | | | | NAJEE HARRIS | | | | | CONNOR HEYWARD | | | | |
|------------|-----------------|-------------|-----|------|----|----|--------------|-----|-----|----|----|----------------|-----|-----|----|----|
| DATE | OPP. | NO. | YDS | AVG | LG | TD | NO. | YDS | AVG | LG | TD | NO. | YDS | AVG | LG | TD |
| 09/11 | at Cincinnati | 2 | 40 | 20.0 | 32 | 0 | 2 | 3 | 1.5 | 2 | 1 | 0 | 0 | 0.0 | -- | 0 |
| 09/18 | New England | 0 | 0 | 0.0 | -- | 0 | 5 | 40 | 8.0 | 14 | 0 | 0 | 0 | 0.0 | -- | 0 |
| 09/22 | at Cleveland | 0 | 0 | 0.0 | -- | 0 | 3 | 5 | 1.7 | 9 | 0 | 0 | 0 | 0.0 | -- | 0 |
| 10/02 | N.Y. Jets | 1 | 2 | 2.0 | 2 | 0 | 0 | 0 | 0.0 | -- | 0 | 0 | 0 | 0.0 | -- | 0 |
| 10/09 | at Buffalo | 5 | 43 | 8.6 | 11 | 0 | 3 | 16 | 5.3 | 9 | 0 | 2 | 12 | 6.0 | 7 | 0 |
| 10/16 | Tampa Bay | | | | | | | | | | | | | | | |
| 10/23 | at Miami | | | | | | | | | | | | | | | |
| 10/30 | at Philadelphia | | | | | | | | | | | | | | | |
| 11/13 | New Orleans | | | | | | | | | | | | | | | |
| 11/20 | Cincinnati | | | | | | | | | | | | | | | |
| 11/28 | at Indianapolis | | | | | | | | | | | | | | | |
| 12/04 | at Atlanta | | | | | | | | | | | | | | | |
| 12/11 | Baltimore | | | | | | | | | | | | | | | |
| 12/18 | at Carolina | | | | | | | | | | | | | | | |
| 12/24 | Las Vegas | | | | | | | | | | | | | | | |
| 01/01 | at Baltimore | | | | | | | | | | | | | | | |
| 01/08 | Cleveland | | | | | | | | | | | | | | | |
| TOTALS | | 8 | 85 | 10.6 | 32 | 0 | 13 | 64 | 4.9 | 14 | 1 | 2 | 12 | 6.0 | 7 | 0 |

| RECEIVING: | | DIONTAE JOHNSON | | | | | GEORGE PICKENS | | | | | JAYLEN WARREN | | | | |
|------------|-----------------|-----------------|-----|------|----|----|----------------|-----|------|----|----|---------------|-----|-----|----|----|
| DATE | OPP. | NO. | YDS | AVG | LG | TD | NO. | YDS | AVG | LG | TD | NO. | YDS | AVG | LG | TD |
| 09/11 | at Cincinnati | 7 | 55 | 7.9 | 25 | 0 | 1 | 3 | 3.0 | 3 | 0 | 0 | 0 | 0.0 | -- | 0 |
| 09/18 | New England | 6 | 57 | 9.5 | 17 | 0 | 1 | 23 | 23.0 | 23 | 0 | 1 | 0 | 0.0 | -- | 0 |
| 09/22 | at Cleveland | 8 | 84 | 10.5 | 16 | 0 | 3 | 39 | 13.0 | 36 | 0 | 1 | 3 | 3.0 | 3 | 0 |
| 10/02 | N.Y. Jets | 2 | 11 | 5.5 | 6 | 0 | 6 | 102 | 17.0 | 27 | 0 | 1 | 4 | 4.0 | 4 | 0 |
| 10/09 | at Buffalo | 5 | 60 | 12.0 | 23 | 0 | 6 | 83 | 13.8 | 29 | 0 | 4 | 39 | 9.8 | 13 | 0 |
| 10/16 | Tampa Bay | | | | | | | | | | | | | | | |
| 10/23 | at Miami | | | | | | | | | | | | | | | |
| 10/30 | at Philadelphia | | | | | | | | | | | | | | | |
| 11/13 | New Orleans | | | | | | | | | | | | | | | |
| 11/20 | Cincinnati | | | | | | | | | | | | | | | |
| 11/28 | at Indianapolis | | | | | | | | | | | | | | | |
| 12/04 | at Atlanta | | | | | | | | | | | | | | | |
| 12/11 | Baltimore | | | | | | | | | | | | | | | |
| 12/18 | at Carolina | | | | | | | | | | | | | | | |
| 12/24 | Las Vegas | | | | | | | | | | | | | | | |
| 01/01 | at Baltimore | | | | | | | | | | | | | | | |
| 01/08 | Cleveland | | | | | | | | | | | | | | | |
| TOTALS | | 28 | 267 | 9.5 | 25 | 0 | 17 | 250 | 14.7 | 36 | 0 | 7 | 46 | 6.6 | 13 | 0 |

| RECEIVING: | | DEREK WATT | | | | |
|------------|-----------------|------------|-----|-----|----|----|
| DATE | OPP. | NO. | YDS | AVG | LG | TD |
| 09/11 | at Cincinnati | 0 | 0 | 0.0 | -- | 0 |
| 09/18 | New England | 0 | 0 | 0.0 | -- | 0 |
| 09/22 | at Cleveland | 0 | 0 | 0.0 | -- | 0 |
| 10/02 | N.Y. Jets | 0 | 0 | 0.0 | -- | 0 |
| 10/09 | at Buffalo | 1 | 1 | 1.0 | 1 | 0 |
| 10/16 | Tampa Bay | | | | | |
| 10/23 | at Miami | | | | | |
| 10/30 | at Philadelphia | | | | | |
| 11/13 | New Orleans | | | | | |
| 11/20 | Cincinnati | | | | | |
| 11/28 | at Indianapolis | | | | | |
| 12/04 | at Atlanta | | | | | |
| 12/11 | Baltimore | | | | | |
| 12/18 | at Carolina | | | | | |
| 12/24 | Las Vegas | | | | | |
| 01/01 | at Baltimore | | | | | |
| 01/08 | Cleveland | | | | | |
| TOTALS | | 1 | 1 | 1.0 | 1 | 0 |

| Date | Opp. | ARTHUR MAULET | | | | | | | | | | | | TRE NORWOOD | | | | | | | | | | | | LARRY OGUNJORI | | | | | | | | | | | |
|--------|-----------------|---------------|---|----|-----|------|-----|-----|-----|----|----|----|----|-------------|---|----|-----|------|-----|-----|-----|----|----|----|----|----------------|----|----|-----|------|-----|-----|-----|----|----|----|----|
| | | S | A | TK | TFL | TVLY | SK | SKY | INT | FR | FF | PR | PD | S | A | TK | TFL | TVLY | SK | SKY | INT | FR | FF | PR | PD | S | A | TK | TFL | TVLY | SK | SKY | INT | FR | FF | PR | PD |
| 09/11 | at Cincinnati | 3 | 0 | 3 | 0 | 0 | 1.0 | 7.0 | 0 | 0 | 1 | 1 | 0 | 0 | 1 | 1 | 0 | 0 | 0.0 | 0 | 0 | 0 | 0 | 0 | 0 | 3 | 1 | 4 | 1 | 0 | 0.0 | 0 | 0 | 0 | 0 | 1 | 0 |
| 09/18 | New England | 1 | 1 | 2 | 0 | 0 | 0.0 | 0.0 | 0 | 0 | 0 | 0 | 1 | 0 | 1 | 0 | 0 | 0 | 0.0 | 0 | 0 | 0 | 0 | 0 | 0 | 0 | 3 | 3 | 0 | 0 | 0.0 | 0.0 | 0 | 0 | 0 | 0 | 0 |
| 09/22 | at Cleveland | 0 | 1 | 1 | 0 | 0 | 0.0 | 0.0 | 0 | 0 | 0 | 0 | 0 | 0 | 0 | 0 | 0 | 0 | 0.0 | 0 | 0 | 0 | 0 | 0 | 0 | 0 | 2 | 2 | 0 | 0 | 0.5 | 4.0 | 0 | 0 | 0 | 2 | 0 |
| 10/02 | N.Y. Jets | 5 | 2 | 7 | 0 | 0 | 0.0 | 0.0 | 0 | 0 | 0 | 0 | 1 | 5 | 2 | 7 | 2 | 3 | 0.0 | 0 | 0 | 0 | 0 | 0 | 0 | 1 | 2 | 3 | 0 | 0 | 0.0 | 0 | 0 | 0 | 0 | 2 | 0 |
| 10/09 | at Buffalo | 3 | 1 | 4 | 0 | 0 | 0.0 | 0.0 | 0 | 0 | 0 | 0 | 2 | 0 | 2 | 0 | 0 | 0 | 0.0 | 0 | 0 | 0 | 0 | 0 | 0 | 0 | 0 | 0 | 0 | 0 | 0.0 | 0 | 0 | 0 | 0 | 0 | 0 |
| 10/16 | Tampa Bay | | | | | | | | | | | | | | | | | | | | | | | | | | | | | | | | | | | | |
| 10/23 | at Miami | | | | | | | | | | | | | | | | | | | | | | | | | | | | | | | | | | | | |
| 10/30 | at Philadelphia | | | | | | | | | | | | | | | | | | | | | | | | | | | | | | | | | | | | |
| 11/13 | New Orleans | | | | | | | | | | | | | | | | | | | | | | | | | | | | | | | | | | | | |
| 11/20 | Cincinnati | | | | | | | | | | | | | | | | | | | | | | | | | | | | | | | | | | | | |
| 11/28 | at Indianapolis | | | | | | | | | | | | | | | | | | | | | | | | | | | | | | | | | | | | |
| 12/04 | at Atlanta | | | | | | | | | | | | | | | | | | | | | | | | | | | | | | | | | | | | |
| 12/11 | Baltimore | | | | | | | | | | | | | | | | | | | | | | | | | | | | | | | | | | | | |
| 12/18 | at Carolina | | | | | | | | | | | | | | | | | | | | | | | | | | | | | | | | | | | | |
| 12/24 | Las Vegas | | | | | | | | | | | | | | | | | | | | | | | | | | | | | | | | | | | | |
| 01/01 | at Baltimore | | | | | | | | | | | | | | | | | | | | | | | | | | | | | | | | | | | | |
| 01/08 | Cleveland | | | | | | | | | | | | | | | | | | | | | | | | | | | | | | | | | | | | |
| TOTALS | | 12 | 5 | 17 | 0 | 0 | 1.0 | 7.0 | 0 | 0 | 1 | 1 | 1 | 8 | 3 | 11 | 2 | 3 | 0.0 | 0 | 0 | 0 | 0 | 0 | 4 | 8 | 12 | 1 | 0 | 0.5 | 4.0 | 0 | 0 | 0 | 5 | 0 | |

| 2022 REGULAR SEASON INDIVIDUAL GAME-BY-GAME STATS | | | | | | |
|---|-----------------|-----------------|-----|-----|----|----|
| FUMBLE RETURNS: | | CAMERON HEYWARD | | | | |
| DATE | OPP. | NO. | YDS | AVG | LG | TD |
| 09/11 | at Cincinnati | 1 | 0 | 0.0 | -- | 0 |
| 09/18 | New England | 0 | 0 | 0.0 | -- | 0 |
| 09/22 | at Cleveland | 0 | 0 | 0.0 | -- | 0 |
| 10/02 | N.Y. Jets | 0 | 0 | 0.0 | -- | 0 |
| 10/09 | at Buffalo | 0 | 0 | 0.0 | -- | 0 |
| 10/16 | Tampa Bay | | | | | |
| 10/23 | at Miami | | | | | |
| 10/30 | at Philadelphia | | | | | |
| 11/13 | New Orleans | | | | | |
| 11/20 | Cincinnati | | | | | |
| 11/28 | at Indianapolis | | | | | |
| 12/04 | at Atlanta | | | | | |
| 12/11 | Baltimore | | | | | |
| 12/18 | at Carolina | | | | | |
| 12/24 | Las Vegas | | | | | |
| 01/01 | at Baltimore | | | | | |
| 01/08 | Cleveland | | | | | |
| TOTALS | | 1 | 0 | 0.0 | -- | 0 |

| 2022 REGULAR SEASON INDIVIDUAL GAME-BY-GAME STATS | | | | | | | | | | | | | | | | | | | | | |
|---|-----------------|--------------------|-----|------|-----|----|----------------|-----|------|----|----|--------------|-----|-----|----|----|-----------------|-----|-----|----|----|
| INTERCEPTION RETURNS: | | MINKAH FITZPATRICK | | | | | CAMERON SUTTON | | | | | LEVI WALLACE | | | | | T.J. WATT | | | | |
| DATE | OPP. | NO. | YDS | AVG | LG | TD | NO. | YDS | AVG | LG | TD | NO. | YDS | AVG | LG | TD | NO. | YDS | AVG | LG | TD |
| 09/11 | at Cincinnati | 1 | 31 | 31.0 | 31t | 1 | 1 | 0 | 0.0 | -- | 0 | 0 | 0 | 0.0 | -- | 0 | 1 | 0 | 0.0 | -- | 0 |
| 09/18 | New England | 1 | 13 | 13.0 | 13 | 0 | 0 | 0 | 0.0 | -- | 0 | 0 | 0 | 0.0 | -- | 0 | INJURED RESERVE | | | | |
| 09/22 | at Cleveland | 0 | 0 | 0.0 | -- | 0 | 0 | 0 | 0.0 | -- | 0 | 0 | 0 | 0.0 | -- | 0 | INJURED RESERVE | | | | |
| 10/02 | N.Y. Jets | 1 | 34 | 34.0 | 34 | 0 | 1 | 26 | 26.0 | 26 | 0 | 0 | 0 | 0.0 | -- | 0 | INJURED RESERVE | | | | |
| 10/09 | at Buffalo | 0 | 0 | 0.0 | -- | 0 | 0 | 0 | 0.0 | -- | 0 | 1 | 0 | 0.0 | -- | 0 | INJURED RESERVE | | | | |
| 10/16 | Tampa Bay | | | | | | | | | | | | | | | | | | | | |
| 10/23 | at Miami | | | | | | | | | | | | | | | | | | | | |
| 10/30 | at Philadelphia | | | | | | | | | | | | | | | | | | | | |
| 11/13 | New Orleans | | | | | | | | | | | | | | | | | | | | |
| 11/20 | Cincinnati | | | | | | | | | | | | | | | | | | | | |
| 11/28 | at Indianapolis | | | | | | | | | | | | | | | | | | | | |
| 12/04 | at Atlanta | | | | | | | | | | | | | | | | | | | | |
| 12/11 | Baltimore | | | | | | | | | | | | | | | | | | | | |
| 12/18 | at Carolina | | | | | | | | | | | | | | | | | | | | |
| 12/24 | Las Vegas | | | | | | | | | | | | | | | | | | | | |
| 01/01 | at Baltimore | | | | | | | | | | | | | | | | | | | | |
| 01/08 | Cleveland | | | | | | | | | | | | | | | | | | | | |
| TOTALS | | 3 | 78 | 26.0 | 34 | 1 | 2 | 26 | 13.0 | 26 | 0 | 1 | 0 | 0.0 | -- | 0 | 1 | 0 | 0.0 | -- | 0 |

| INTERCEPTION RETURNS: | | AHKELLO WITHERSPOON | | | | |
|-----------------------|-----------------|---------------------|-----|-----|----|----|
| DATE | OPP. | NO. | YDS | AVG | LG | TD |
| 09/11 | at Cincinnati | 1 | 0 | 0.0 | -- | 0 |
| 09/18 | New England | 0 | 0 | 0.0 | -- | 0 |
| 09/22 | at Cleveland | 0 | 0 | 0.0 | -- | 0 |
| 10/02 | N.Y. Jets | ON INACTIVE LIST | | | | |
| 10/09 | at Buffalo | ON INACTIVE LIST | | | | |
| 10/16 | Tampa Bay | | | | | |
| 10/23 | at Miami | | | | | |
| 10/30 | at Philadelphia | | | | | |
| 11/13 | New Orleans | | | | | |
| 11/20 | Cincinnati | | | | | |
| 11/28 | at Indianapolis | | | | | |
| 12/04 | at Atlanta | | | | | |
| 12/11 | Baltimore | | | | | |
| 12/18 | at Carolina | | | | | |
| 12/24 | Las Vegas | | | | | |
| 01/01 | at Baltimore | | | | | |
| 01/08 | Cleveland | | | | | |
| TOTALS | | 1 | 0 | 0.0 | -- | 0 |

| 2022 REGULAR SEASON INDIVIDUAL SPECIAL TEAMS GAME-BY-GAME STATS | | | | | | | | | | | | | |
|---|-----------------|--------------|-----|-----|--------------|-----|-----|--------------------|-----|-----|-----------------|-----|-----|
| DATE | OPP. | MARCUS ALLEN | | | MILES BOYKIN | | | MINKAH FITZPATRICK | | | CAMERON HEYWARD | | |
| | | TKL | AST | TOT | TKL | AST | TOT | TKL | AST | TOT | TKL | AST | TOT |
| 09/11 | at Cincinnati | 0 | 0 | 0 | 2 | 0 | 2 | 0 | 0 | 0 | 0 | 0 | 0 |
| 09/18 | New England | 1 | 0 | 1 | 2 | 0 | 2 | 0 | 0 | 0 | 0 | 0 | 0 |
| 09/22 | at Cleveland | 0 | 0 | 0 | 1 | 0 | 1 | 0 | 0 | 0 | 0 | 0 | 0 |
| 10/02 | N.Y. Jets | 0 | 0 | 0 | 0 | 0 | 0 | 0 | 0 | 0 | 0 | 0 | 0 |
| 10/09 | at Buffalo | 0 | 0 | 0 | 0 | 0 | 0 | 0 | 0 | 0 | 0 | 0 | 0 |
| 10/16 | Tampa Bay | | | | | | | | | | | | |
| 10/23 | at Miami | | | | | | | | | | | | |
| 10/30 | at Philadelphia | | | | | | | | | | | | |
| 11/13 | New Orleans | | | | | | | | | | | | |
| 11/20 | Cincinnati | | | | | | | | | | | | |
| 11/28 | at Indianapolis | | | | | | | | | | | | |
| 12/04 | at Atlanta | | | | | | | | | | | | |
| 12/11 | Baltimore | | | | | | | | | | | | |
| 12/18 | at Carolina | | | | | | | | | | | | |
| 12/24 | Las Vegas | | | | | | | | | | | | |
| 01/01 | at Baltimore | | | | | | | | | | | | |
| 01/08 | Cleveland | | | | | | | | | | | | |
| TOTALS | | 1 | 0 | 1 | 5 | 0 | 5 | 0 | 0 | 0 | 0 | 0 | 0 |

| DATE | OPP | CONNOR HEYWARD | | | MILES KILLEBREW | | | ARTHUR MAULET | | | TRE NORWOOD | | |
|--------|-----------------|----------------|-----|-----|-----------------|-----|-----|---------------|-----|-----|-------------|-----|-----|
| | | TKL | AST | TOT | TKL | AST | TOT | TKL | AST | TOT | TKL | AST | TOT |
| 09/11 | at Cincinnati | 0 | 1 | 1 | 0 | 0 | 0 | 0 | 0 | 0 | 0 | 0 | 0 |
| 09/18 | New England | 0 | 1 | 1 | 0 | 0 | 0 | 0 | 0 | 0 | 0 | 0 | 0 |
| 09/22 | at Cleveland | 0 | 0 | 0 | 1 | 0 | 1 | 0 | 0 | 0 | 0 | 0 | 0 |
| 10/02 | N.Y. Jets | 0 | 0 | 0 | 0 | 0 | 0 | 0 | 0 | 0 | 0 | 0 | 0 |
| 10/09 | at Buffalo | 0 | 0 | 0 | 0 | 0 | 0 | 1 | 0 | 1 | 1 | 0 | 1 |
| 10/16 | Tampa Bay | | | | | | | | | | | | |
| 10/23 | at Miami | | | | | | | | | | | | |
| 10/30 | at Philadelphia | | | | | | | | | | | | |
| 11/13 | New Orleans | | | | | | | | | | | | |
| 11/20 | Cincinnati | | | | | | | | | | | | |
| 11/28 | at Indianapolis | | | | | | | | | | | | |
| 12/04 | at Atlanta | | | | | | | | | | | | |
| 12/11 | Baltimore | | | | | | | | | | | | |
| 12/18 | at Carolina | | | | | | | | | | | | |
| 12/24 | Las Vegas | | | | | | | | | | | | |
| 01/01 | at Baltimore | | | | | | | | | | | | |
| 01/08 | Cleveland | | | | | | | | | | | | |
| TOTALS | | 0 | 2 | 2 | 1 | 0 | 1 | 1 | 0 | 1 | 1 | 0 | 1 |

| DATE | OPP | JAMES PIERRE | | | BENNY SNELL JR. | | | ROBERT SPILLANE | | | JAYLEN WARREN | | |
|--------|-----------------|--------------|-----|-----|-----------------|-----|-----|-----------------|-----|-----|---------------|-----|-----|
| | | TKL | AST | TOT | TKL | AST | TOT | TKL | AST | TOT | TKL | AST | TOT |
| 09/11 | at Cincinnati | 0 | 0 | 0 | 2 | 0 | 2 | 0 | 0 | 0 | 0 | 0 | 0 |
| 09/18 | New England | 1 | 0 | 1 | 0 | 0 | 0 | 1 | 0 | 1 | 0 | 1 | 1 |
| 09/22 | at Cleveland | 2 | 0 | 2 | 0 | 0 | 0 | 0 | 0 | 0 | 0 | 0 | 0 |
| 10/02 | N.Y. Jets | 0 | 0 | 0 | 0 | 0 | 0 | 0 | 0 | 0 | 0 | 0 | 0 |
| 10/09 | at Buffalo | 0 | 0 | 0 | 0 | 0 | 0 | 0 | 0 | 0 | 0 | 0 | 0 |
| 10/16 | Tampa Bay | | | | | | | | | | | | |
| 10/23 | at Miami | | | | | | | | | | | | |
| 10/30 | at Philadelphia | | | | | | | | | | | | |
| 11/13 | New Orleans | | | | | | | | | | | | |
| 11/20 | Cincinnati | | | | | | | | | | | | |
| 11/28 | at Indianapolis | | | | | | | | | | | | |
| 12/04 | at Atlanta | | | | | | | | | | | | |
| 12/11 | Baltimore | | | | | | | | | | | | |
| 12/18 | at Carolina | | | | | | | | | | | | |
| 12/24 | Las Vegas | | | | | | | | | | | | |
| 01/01 | at Baltimore | | | | | | | | | | | | |
| 01/08 | Cleveland | | | | | | | | | | | | |
| TOTALS | | 3 | 0 | 3 | 2 | 0 | 2 | 1 | 0 | 1 | 0 | 1 | 1 |

| 2022 REGULAR SEASON INDIVIDUAL GAME-BY-GAME STATS | | | | | | | | |
|---|-----------------|---------------------|-------|------|----|-------|----|------|
| PUNTING: | | PRESSLEY HARVIN III | | | | | | |
| DATE | OPP. | NO. | YDS | AVG | TB | IN 20 | LG | NET |
| 09/11 | at Cincinnati | 8 | 388 | 48.5 | 1 | 1 | 60 | 42.1 |
| 09/18 | New England | 4 | 206 | 51.5 | 1 | 0 | 69 | 41.3 |
| 09/22 | at Cleveland | 5 | 212 | 42.4 | 0 | 1 | 48 | 40.2 |
| 10/02 | N.Y. Jets | 4 | 158 | 39.5 | 0 | 2 | 51 | 39.5 |
| 10/09 | at Buffalo | 4 | 163 | 40.8 | 0 | 1 | 69 | 40.8 |
| 10/16 | Tampa Bay | | | | | | | |
| 10/23 | at Miami | | | | | | | |
| 10/30 | at Philadelphia | | | | | | | |
| 11/13 | New Orleans | | | | | | | |
| 11/20 | Cincinnati | | | | | | | |
| 11/28 | at Indianapolis | | | | | | | |
| 12/04 | at Atlanta | | | | | | | |
| 12/11 | Baltimore | | | | | | | |
| 12/18 | at Carolina | | | | | | | |
| 12/24 | Las Vegas | | | | | | | |
| 01/01 | at Baltimore | | | | | | | |
| 01/08 | Cleveland | | | | | | | |
| TOTALS | | 25 | 1,127 | 45.1 | 2 | 5 | 69 | 41.0 |

| 2022 REGULAR SEASON INDIVIDUAL GAME-BY-GAME STATS | | | | | | | | | | | |
|---|-----------------|---------------|-------|-------|-------|-----|-------|-----|-----|--------|----|
| FIELD GOALS: | | CHRIS BOSWELL | | | | | | | | | |
| DATE | OPP | 0-19 | 20-29 | 30-39 | 40-49 | 50+ | TOTAL | F6M | FGA | PCT | LG |
| 09/11 | at Cincinnati | 0/0 | 1/1 | 0/0 | 1/1 | 1/2 | 3/4 | 3 | 4 | 75.0% | 53 |
| 09/18 | New England | 0/0 | 0/0 | 1/1 | 0/0 | 1/1 | 2/2 | 2 | 2 | 100.0% | 52 |
| 09/22 | at Cleveland | 0/0 | 0/0 | 1/1 | 0/1 | 0/0 | 1/2 | 1 | 2 | 50.0% | 34 |
| 10/02 | N.Y. Jets | 0/0 | 0/0 | 0/0 | 0/0 | 2/2 | 2/2 | 2 | 2 | 100.0% | 59 |
| 10/09 | at Buffalo | 0/0 | 1/1 | 0/1 | 0/1 | 0/0 | 1/3 | 1 | 3 | 33.3% | 29 |
| 10/16 | Tampa Bay | | | | | | | | | | |
| 10/23 | at Miami | | | | | | | | | | |
| 10/30 | at Philadelphia | | | | | | | | | | |
| 11/13 | New Orleans | | | | | | | | | | |
| 11/20 | Cincinnati | | | | | | | | | | |
| 11/28 | at Indianapolis | | | | | | | | | | |
| 12/04 | at Atlanta | | | | | | | | | | |
| 12/11 | Baltimore | | | | | | | | | | |
| 12/18 | at Carolina | | | | | | | | | | |
| 12/24 | Las Vegas | | | | | | | | | | |
| 01/01 | at Baltimore | | | | | | | | | | |
| 01/08 | Cleveland | | | | | | | | | | |
| TOTALS | | 0/0 | 2/2 | 2/3 | 1/3 | 4/5 | 9/13 | 9 | 13 | 69.2% | 59 |

| KICKOFF RETURNS: | | 2022 REGULAR SEASON INDIVIDUAL GAME-BY-GAME STATS | | | | | | | | | | | | | | | | | |
|------------------|-----------------|---|-----|------|----|----|----|--------------|-----|-----|----|----|----|------------------|-----|------|----|----|----|
| DATE | OPP. | GUNNER OLSZEWSKI | | | | | | JAMES PIERRE | | | | | | STEVEN SIMS | | | | | |
| | | NO. | YDS | AVG | LG | FC | TD | NO. | YDS | AVG | LG | FC | TD | NO. | YDS | AVG | LG | FC | TD |
| 09/11 | at Cincinnati | 1 | 1 | 1.0 | 1 | 0 | 0 | 0 | 0 | 0.0 | 0 | 0 | 0 | ON INACTIVE LIST | | | | | |
| 09/18 | New England | 0 | 0 | 0.0 | 0 | 0 | 0 | 0 | 0 | 0.0 | 0 | 0 | 0 | ON INACTIVE LIST | | | | | |
| 09/22 | at Cleveland | 1 | 18 | 18.0 | 18 | 0 | 0 | 0 | 0 | 0.0 | 0 | 0 | 0 | INACTIVE | | | | | |
| 10/02 | N.Y. Jets | 0 | 0 | 0.0 | 0 | 0 | 0 | 0 | 0 | 0.0 | 0 | 0 | 0 | ON INACTIVE LIST | | | | | |
| 10/09 | at Buffalo | ON INACTIVE LIST | | | | | | 1 | 0 | 0.0 | 0 | 0 | 0 | 1 | 19 | 19.0 | 19 | 0 | 0 |
| 10/16 | Tampa Bay | | | | | | | | | | | | | | | | | | |
| 10/23 | at Miami | | | | | | | | | | | | | | | | | | |
| 10/30 | at Philadelphia | | | | | | | | | | | | | | | | | | |
| 11/13 | New Orleans | | | | | | | | | | | | | | | | | | |
| 11/20 | Cincinnati | | | | | | | | | | | | | | | | | | |
| 11/28 | at Indianapolis | | | | | | | | | | | | | | | | | | |
| 12/04 | at Atlanta | | | | | | | | | | | | | | | | | | |
| 12/11 | Baltimore | | | | | | | | | | | | | | | | | | |
| 12/18 | at Carolina | | | | | | | | | | | | | | | | | | |
| 12/24 | Las Vegas | | | | | | | | | | | | | | | | | | |
| 01/01 | at Baltimore | | | | | | | | | | | | | | | | | | |
| 01/08 | Cleveland | | | | | | | | | | | | | | | | | | |
| TOTALS | | 2 | 19 | 9.5 | 18 | 0 | 0 | 1 | 0 | 0.0 | 0 | 0 | 0 | 1 | 19 | 19.0 | 19 | 0 | 0 |

| KICKOFF RETURNS: | | BENNY SNEEL JR. | | | | | |
|------------------|-----------------|-----------------|-----|-----|----|----|----|
| DATE | OPP | NO. | YDS | AVG | LG | FC | TD |
| 09/11 | at Cincinnati | 0 | 0 | 0.0 | 0 | 0 | 0 |
| 09/18 | New England | 0 | 0 | 0.0 | 0 | 0 | 0 |
| 09/22 | at Cleveland | 0 | 0 | 0.0 | 0 | 0 | 0 |
| 10/02 | N.Y. Jets | 1 | 7 | 7.0 | 7 | 0 | 0 |
| 10/09 | at Buffalo | 0 | 0 | 0.0 | 0 | 0 | 0 |
| 10/16 | Tampa Bay | | | | | | |
| 10/23 | at Miami | | | | | | |
| 10/30 | at Philadelphia | | | | | | |
| 11/13 | New Orleans | | | | | | |
| 11/20 | Cincinnati | | | | | | |
| 11/28 | at Indianapolis | | | | | | |
| 12/04 | at Atlanta | | | | | | |
| 12/11 | Baltimore | | | | | | |
| 12/18 | at Carolina | | | | | | |
| 12/24 | Las Vegas | | | | | | |
| 01/01 | at Baltimore | | | | | | |
| 01/08 | Cleveland | | | | | | |
| TOTALS | | 1 | 7 | 7.0 | 7 | 0 | 0 |

| 2022 REGULAR SEASON INDIVIDUAL GAME-BY-GAME STATS | | | | | | |
|---|-----------------|------------------|-----|------|----|----|
| PUNT RETURNS: | | GUNNER OLSZEWSKI | | | | |
| DATE | OPP | NO. | YDS | AVG | LG | FC |
| 09/11 | at Cincinnati | 1 | 20 | 20.0 | 20 | 1 |
| 09/18 | New England | 1 | 0 | 0.0 | 0 | 0 |
| 09/22 | at Cleveland | 0 | 0 | 0.0 | 0 | 0 |
| 10/02 | N.Y. Jets | 3 | 16 | 5.3 | 10 | 1 |
| 10/09 | at Buffalo | ON INACTIVE LIST | | | | |
| 10/16 | Tampa Bay | | | | | |
| 10/23 | at Miami | | | | | |
| 10/30 | at Philadelphia | | | | | |
| 11/13 | New Orleans | | | | | |
| 11/20 | Cincinnati | | | | | |
| 11/28 | at Indianapolis | | | | | |
| 12/04 | at Atlanta | | | | | |
| 12/11 | Baltimore | | | | | |
| 12/18 | at Carolina | | | | | |
| 12/24 | Las Vegas | | | | | |
| 01/01 | at Baltimore | | | | | |
| 01/08 | Cleveland | | | | | |
| TOTALS | | 5 | 36 | 7.2 | 20 | 2 |



WEEK 5
Pittsburgh Steelers 3, Buffalo Bills 38
70,764 Highmark Stadium Oct 9, 2022



| | | | | | | |
|---------------------------|----|----|---|---|---|----|
| Pittsburgh Steelers | 3 | 0 | 0 | 0 | — | 3 |
| Buffalo Bills | 10 | 21 | 0 | 7 | — | 38 |

SCORING DRIVES

| TEAM | QTR | TIME | SCORING PLAY | PIT | BUF |
|----------|-----|-------|--|-----|-----|
| Bills | 1 | 13:56 | G.Davis 98 yd. pass from J.Allen (T.Bass kick) (3-98, 1:04) | 0 | 7 |
| Steelers | 1 | 05:38 | C.Boswell 29 yd. Field Goal (12-50, 6:18) | 3 | 7 |
| Bills | 1 | 02:41 | T.Bass 35 yd. Field Goal (7-48, 2:57) | 3 | 10 |
| Bills | 2 | 09:29 | G.Davis 62 yd. pass from J.Allen (T.Bass kick) (1-62, 0:10) | 3 | 17 |
| Bills | 2 | 07:20 | S.Diggs 15 yd. pass from J.Allen (T.Bass kick) (2-53, 0:33) | 3 | 24 |
| Bills | 2 | 01:02 | K.Shakir 24 yd. pass from J.Allen (T.Bass kick) (8-77, 2:37) | 3 | 31 |
| Bills | 4 | 14:03 | J.Cook 24 yd. run (T.Bass kick) (2-65, 0:57) | 3 | 38 |

PITTSBURGH STEELERS

| PASSING | ATT | CP | YDS | SK/YD | TD | LG | INT | RTG |
|---------------|-----|----|-----|-------|----|----|-----|------|
| Kenny Pickett | 52 | 34 | 327 | 3/17 | 0 | 29 | 1 | 74.8 |
| TOTAL | 52 | 34 | 327 | 3/17 | 0 | 29 | 1 | 74.8 |

| RUSHING | ATT | YDS | AVG | LG | TD |
|---------------|-----|-----|------|----|----|
| Jaylen Warren | 5 | 24 | 4.8 | 12 | 0 |
| Najee Harris | 11 | 20 | 1.8 | 6 | 0 |
| Kenny Pickett | 1 | 10 | 10.0 | 10 | 0 |
| TOTAL | 17 | 54 | 3.2 | 12 | 0 |

| RECEIVING | NO | YDS | AVG | LG | TD |
|-----------------|----|-----|------|----|----|
| George Pickens | 6 | 83 | 13.8 | 29 | 0 |
| Diontae Johnson | 5 | 60 | 12.0 | 23 | 0 |
| Chase Claypool | 5 | 50 | 10.0 | 20 | 0 |
| Zach Gentry | 5 | 43 | 8.6 | 11 | 0 |
| Jaylen Warren | 4 | 39 | 9.8 | 13 | 0 |
| Najee Harris | 3 | 16 | 5.3 | 9 | 0 |
| Pat Freiermuth | 2 | 12 | 6.0 | 8 | 0 |
| Connor Heyward | 2 | 12 | 6.0 | 7 | 0 |
| Miles Boykin | 1 | 11 | 11.0 | 11 | 0 |
| Derek Watt | 1 | 1 | 1.0 | 1 | 0 |
| TOTAL | 34 | 327 | 9.6 | 29 | 0 |

| TOP DEFENSE | TOT | SOLO | AST | SCK | YDS | INT |
|-----------------|-----|------|-----|-----|-----|-----|
| Myles Jack | 6 | 4 | 2 | 0.0 | 0.0 | 0 |
| James Pierre | 5 | 5 | 0 | 0.0 | 0.0 | 0 |
| Cameron Heyward | 5 | 1 | 4 | 0.0 | 0.0 | 0 |

| FIELD GOALS | FGM/FGA PERCENT | RESULTS |
|---------------|-----------------|-----------------|
| Chris Boswell | 1-3 33.3 | 29G, 33WL, 45WL |
| TOTAL | 1-3 33.0 | |

BUFFALO BILLS

| PASSING | ATT | CP | YDS | SK/YD | TD | LG | INT | RTG |
|-------------|-----|----|-----|-------|----|-----|-----|-------|
| Josh Allen | 31 | 20 | 424 | 0/0 | 4 | 98T | 1 | 134.1 |
| Case Keenum | 5 | 2 | 8 | 0/0 | 0 | 5 | 0 | 47.9 |
| TOTAL | 36 | 22 | 432 | 0/0 | 4 | 98T | 1 | 128.5 |

| RUSHING | ATT | YDS | AVG | LG | TD |
|------------------|-----|-----|------|-----|----|
| Devin Singletary | 6 | 42 | 7.0 | 23 | 0 |
| Josh Allen | 5 | 42 | 8.4 | 21 | 0 |
| James Cook | 4 | 31 | 7.8 | 24T | 1 |
| Zack Moss | 1 | 7 | 7.0 | 7 | 0 |
| Case Keenum | 2 | -2 | -1.0 | -1 | 0 |
| TOTAL | 18 | 120 | 6.7 | 24T | 1 |

| RECEIVING | NO | YDS | AVG | LG | TD |
|------------------|----|-----|------|-----|----|
| Stefon Diggs | 8 | 102 | 12.8 | 41 | 1 |
| Isaiah Hodgins | 4 | 41 | 10.3 | 26 | 0 |
| Gabe Davis | 3 | 171 | 57.0 | 98T | 2 |
| Khalil Shakir | 3 | 75 | 25.0 | 31 | 1 |
| Quintin Morris | 3 | 39 | 13.0 | 26 | 0 |
| Devin Singletary | 1 | 4 | 4.0 | 4 | 0 |
| TOTAL | 22 | 432 | 19.6 | 98T | 4 |

| TOP DEFENSE | TOT | SOLO | AST | SCK | YDS | INT |
|--------------|-----|------|-----|-----|-----|-----|
| Tyrel Dodson | 11 | 7 | 4 | 1.0 | 3.0 | 0 |
| Kairi Elam | 10 | 7 | 3 | 0.0 | 0.0 | 1 |
| Damar Hamlin | 8 | 6 | 2 | 0.0 | 0.0 | 0 |

| FIELD GOALS | FGM/FGA PERCENT | PERCENT | RESULTS |
|-------------|-----------------|---------|----------|
| Tyler Bass | 1-2 | 50.0 | 49B, 35G |
| TOTAL | 1-2 | 50.0 | |

Team Statistics

Steelers

Bills

| | | |
|------------------------------|----------|---------|
| First Downs | 23 | 21 |
| 3rd-Down Eff. (Made/Att/Pct) | 5/15/33% | 5/9/56% |
| 4th-Down Eff. (Made/Att/Pct) | 0/3/0% | 0/0/0% |
| Total Net Yards | 364 | 552 |
| Total Plays | 72 | 54 |
| Yards Per Play | 5.1 | 10.2 |
| Rushes/Net Yards | 17/54 | 18/120 |
| Net Passing | 310 | 432 |
| Pass Attempts/Completions | 52/34 | 36/22 |
| Had Intercepted | 1 | 1 |
| Sacked/Yards Lost | 3/17 | 0/0 |
| Punts/Average | 4/40.8 | 2/55.0 |
| Penalties/Yards | 6/54 | 5/28 |
| Fumbles/Lost | 1/1 | 1/1 |
| Possession Time | 36:08 | 23:52 |



WEEK 4
New York Jets 24, Pittsburgh Steelers 20
66,578 Acrisure Stadium Oct 2, 2022



| | | | | | | |
|---------------------|---|---|---|----|---|----|
| New York Jets | 3 | 7 | 0 | 14 | — | 24 |
| Pittsburgh Steelers | 0 | 6 | 7 | 7 | — | 20 |

SCORING DRIVES

| TEAM | QTR | TIME | SCORING PLAY | NYJ | PIT |
|----------|-----|-------|---|-----|-----|
| Jets | 1 | 04:03 | G.Zuerlein 38 yd. Field Goal (7-16, 3:32) | 3 | 0 |
| Jets | 2 | 12:37 | Z.Wilson 2 yd. pass from B.Berrios (G.Zuerlein kick) (9-70, 4:28) | 10 | 0 |
| Steelers | 2 | 08:30 | C.Boswell 51 yd. Field Goal (10-42, 4:07) | 10 | 3 |
| Steelers | 2 | 00:00 | C.Boswell 59 yd. Field Goal (3-29, 0:20) | 10 | 6 |
| Steelers | 3 | 07:18 | K.Pickett 1 yd. run (C.Boswell kick) (3-4, 1:27) | 10 | 13 |
| Steelers | 4 | 13:36 | K.Pickett 2 yd. run (C.Boswell kick) (12-82, 6:31) | 10 | 20 |
| Jets | 4 | 07:31 | C.Davis 5 yd. pass from Z.Wilson (G.Zuerlein kick) (11-81, 6:05) | 17 | 20 |
| Jets | 4 | 00:16 | Br.Hall 2 yd. run (G.Zuerlein kick) (10-65, 3:18) | 24 | 20 |

NEW YORK JETS

| PASSING | ATT | CP | YDS | SK/YD | TD | LG | INT | RTG |
|-----------------|-----|----|-----|-------|----|----|-----|-------|
| Zach Wilson | 36 | 18 | 252 | 1/4 | 1 | 35 | 2 | 59.0 |
| Braxton Berrios | 1 | 1 | 2 | 0/0 | 1 | 2t | 0 | 118.8 |
| TOTAL | 37 | 19 | 254 | 1/4 | 2 | 35 | 2 | 69.0 |

| RUSHING | ATT | YDS | AVG | LG | TD |
|----------------|-----|-----|-----|----|----|
| Breece Hall | 17 | 66 | 3.9 | 16 | 1 |
| Michael Carter | 9 | 15 | 1.7 | 5 | 0 |
| Zach Wilson | 2 | 15 | 7.5 | 9 | 0 |
| Elijah Moore | 1 | 2 | 2.0 | 2 | 0 |
| TOTAL | 29 | 98 | 3.4 | 16 | 1 |

| RECEIVING | NO | YDS | AVG | LG | TD |
|-----------------|----|-----|------|----|----|
| Corey Davis | 5 | 74 | 14.8 | 22 | 1 |
| Elijah Moore | 3 | 53 | 17.7 | 28 | 0 |
| Tyler Conklin | 3 | 52 | 17.3 | 26 | 0 |
| Garrett Wilson | 2 | 41 | 20.5 | 35 | 0 |
| Michael Carter | 2 | 14 | 7.0 | 11 | 0 |
| Breece Hall | 2 | 12 | 6.0 | 6 | 0 |
| Braxton Berrios | 1 | 6 | 6.0 | 6 | 0 |
| Zach Wilson | 1 | 2 | 2.0 | 2t | 1 |
| TOTAL | 19 | 254 | 13.4 | 35 | 2 |

| TOP DEFENSE | TOT | SOLO | AST | SCK | YDS | INT |
|---------------------|-----|------|-----|-----|-----|-----|
| C.J. Mosley | 11 | 5 | 6 | 0.0 | 0.0 | 0 |
| John Franklin-Myers | 7 | 3 | 4 | 0.0 | 0.0 | 0 |
| Kwon Alexander | 7 | 2 | 5 | 0.0 | 0.0 | 0 |

| FIELD GOALS | FGM/FGA | PERCENT | RESULTS |
|---------------|---------|---------|---------|
| Greg Zuerlein | 1-1 | 100.0 | 38G |
| TOTAL | 1-1 | 100.0 | |

PITTSBURGH STEELERS

| PASSING | ATT | CP | YDS | SK/YD | TD | LG | INT | RTG |
|----------------|-----|----|-----|-------|----|----|-----|------|
| Kenny Pickett | 13 | 10 | 120 | 0/0 | 0 | 27 | 3 | 65.1 |
| Mitch Trubisky | 13 | 7 | 84 | 3/26 | 0 | 26 | 1 | 41.8 |
| TOTAL | 26 | 17 | 204 | 3/26 | 0 | 27 | 4 | 49.7 |

| RUSHING | ATT | YDS | AVG | LG | TD |
|------------------|-----|-----|-----|----|----|
| Najee Harris | 18 | 74 | 4.1 | 16 | 0 |
| Jaylen Warren | 3 | 18 | 6.0 | 14 | 0 |
| Kenny Pickett | 6 | 15 | 2.5 | 7 | 2 |
| Diontae Johnson | 2 | 11 | 5.5 | 8 | 0 |
| Mitch Trubisky | 1 | 1 | 1.0 | 1 | 0 |
| Gunner Olszewski | 1 | 0 | 0.0 | 0 | 0 |
| TOTAL | 31 | 119 | 3.8 | 16 | 2 |

| RECEIVING | NO | YDS | AVG | LG | TD |
|-----------------|----|-----|------|----|----|
| Pat Freiermuth | 7 | 85 | 12.1 | 24 | 0 |
| George Pickens | 6 | 102 | 17.0 | 27 | 0 |
| Diontae Johnson | 2 | 11 | 5.5 | 6 | 0 |
| Jaylen Warren | 1 | 4 | 4.0 | 4 | 0 |
| Zach Gentry | 1 | 2 | 2.0 | 2 | 0 |
| TOTAL | 17 | 204 | 12.0 | 27 | 0 |

| TOP DEFENSE | TOT | SOLO | AST | SCK | YDS | INT |
|--------------------|-----|------|-----|-----|-----|-----|
| Myles Jack | 9 | 5 | 4 | 0.0 | 0.0 | 0 |
| Minkah Fitzpatrick | 8 | 5 | 3 | 0.0 | 0.0 | 1 |
| Arthur Maulet | 7 | 5 | 2 | 0.0 | 0.0 | 0 |

| FIELD GOALS | FGM/FGA | PERCENT | RESULTS |
|---------------|---------|---------|----------|
| Chris Boswell | 2-2 | 100.0 | 51G, 59G |
| TOTAL | 2-2 | 100.0 | |

Team Statistics

Jets Steelers

| | | |
|------------------------------|----------|----------|
| First Downs | 19 | 20 |
| 3rd-Down Eff. (Made/Att/Pct) | 6/15/40% | 6/12/50% |
| 4th-Down Eff. (Made/Att/Pct) | 1/1/100% | 1/1/100% |
| Total Net Yards | 348 | 297 |
| Total Plays | 67 | 60 |
| Yards Per Play | 5.2 | 5.0 |
| Rushes/Net Yards | 29/98 | 31/119 |
| Net Passing | 250 | 178 |
| Pass Attempts/Completions | 37/19 | 26/17 |
| Had Intercepted | 2 | 4 |
| Sacked/Yards Lost | 1/4 | 3/26 |
| Punts/Average | 5/47.0 | 4/39.5 |
| Penalties/Yards | 7/64 | 8/55 |
| Fumbles/Lost | 1/0 | 2/0 |
| Possession Time | 29:59 | 30:01 |



WEEK 3
Pittsburgh Steelers 17, Cleveland Browns 29
67,431 🇺🇸 FirstEnergy Stadium 🇺🇸 Sep 22, 2022



| | | | | | | |
|---------------------------|---|----|---|----|---|----|
| Pittsburgh Steelers | 0 | 14 | 0 | 3 | — | 17 |
| Cleveland Browns | 7 | 6 | 3 | 13 | — | 29 |

SCORING DRIVES

| TEAM | QTR | TIME | SCORING PLAY | PIT | CLE |
|----------|-----|-------|---|-----|-----|
| Browns | 1 | 02:54 | A.Cooper 11 yd. pass from J.Brissett (C.York kick) (7-60, 3:01) | 0 | 7 |
| Steelers | 2 | 14:55 | N.Harris 5 yd. run (C.Boswell kick) (7-75, 2:59) | 7 | 7 |
| Browns | 2 | 08:58 | D.Njoku 7 yd. pass from J.Brissett (kick failed, hru) (12-79, 5:57) | 7 | 13 |
| Steelers | 2 | 03:50 | M.Trubisky 1 yd. run (C.Boswell kick) (10-75, 5:08) | 14 | 13 |
| Browns | 3 | 02:31 | C.York 34 yd. Field Goal (14-70, 7:02) | 14 | 16 |
| Browns | 4 | 09:29 | N.Chubb 1 yd. run (C.York kick) (11-80, 6:35) | 14 | 23 |
| Steelers | 4 | 01:48 | C.Boswell 34 yd. Field Goal (7-63, 1:25) | 17 | 23 |
| Browns | 4 | 00:00 | D.Ward fumble recovery in end zone | 17 | 29 |

PITTSBURGH STEELERS

| PASSING | ATT | CP | YDS | SK/YD | TD | LG | INT | RTG |
|----------------|-----|----|-----|-------|----|----|-----|------|
| Mitch Trubisky | 32 | 20 | 207 | 1/3 | 0 | 36 | 0 | 81.1 |
| TOTAL | 32 | 20 | 207 | 1/3 | 0 | 36 | 0 | 81.1 |

| RUSHING | ATT | YDS | AVG | LG | TD |
|----------------|-----|-----|------|----|----|
| Najee Harris | 15 | 56 | 3.7 | 10 | 1 |
| Jaylen Warren | 4 | 30 | 7.5 | 10 | 0 |
| Chase Claypool | 1 | 11 | 11.0 | 11 | 0 |
| Mitch Trubisky | 2 | 7 | 3.5 | 6 | 1 |
| TOTAL | 22 | 104 | 4.7 | 11 | 2 |

| RECEIVING | NO | YDS | AVG | LG | TD |
|-----------------|----|-----|------|----|----|
| Diontae Johnson | 8 | 84 | 10.5 | 16 | 0 |
| George Pickens | 3 | 39 | 13.0 | 36 | 0 |
| Chase Claypool | 3 | 35 | 11.7 | 20 | 0 |
| Najee Harris | 3 | 5 | 1.7 | 9 | 0 |
| Pat Freiermuth | 2 | 41 | 20.5 | 26 | 0 |
| Jaylen Warren | 1 | 3 | 3.0 | 3 | 0 |
| TOTAL | 20 | 207 | 10.4 | 36 | 0 |

| TOP DEFENSE | TOT | SOLO | AST | SCK | YDS | INT |
|----------------|-----|------|-----|-----|------|-----|
| Myles Jack | 12 | 7 | 5 | 0.0 | 0.0 | 0 |
| Devin Bush | 11 | 6 | 5 | 0.0 | 0.0 | 0 |
| Alex Highsmith | 8 | 6 | 2 | 1.5 | 11.0 | 0 |

| FIELD GOALS | FGM/FGA | PERCENT | RESULTS |
|---------------|---------|---------|-----------|
| Chris Boswell | 1-2 | 50.0 | 49WR, 34G |
| TOTAL | 1-2 | 50.0 | |

CLEVELAND BROWNS

| PASSING | ATT | CP | YDS | SK/YD | TD | LG | INT | RTG |
|-----------------|-----|----|-----|-------|----|----|-----|-------|
| Jacoby Brissett | 31 | 21 | 220 | 2/15 | 2 | 32 | 0 | 109.6 |
| TOTAL | 31 | 21 | 220 | 2/15 | 2 | 32 | 0 | 109.6 |

| RUSHING | ATT | YDS | AVG | LG | TD |
|-----------------|-----|-----|-----|----|----|
| Nick Chubb | 23 | 113 | 4.9 | 36 | 1 |
| Kareem Hunt | 12 | 47 | 3.9 | 11 | 0 |
| Jacoby Brissett | 3 | 11 | 3.7 | 6 | 0 |
| TOTAL | 38 | 171 | 4.5 | 36 | 1 |

| RECEIVING | NO | YDS | AVG | LG | TD |
|-----------------------|----|-----|------|----|----|
| David Njoku | 9 | 89 | 9.9 | 19 | 1 |
| Amari Cooper | 7 | 101 | 14.4 | 32 | 1 |
| Kareem Hunt | 3 | 14 | 4.7 | 11 | 0 |
| Donovan Peoples-Jones | 1 | 10 | 10.0 | 10 | 0 |
| David Bell | 1 | 6 | 6.0 | 6 | 0 |
| TOTAL | 21 | 220 | 10.5 | 32 | 2 |

| TOP DEFENSE | TOT | SOLO | AST | SCK | YDS | INT |
|--------------------|-----|------|-----|-----|-----|-----|
| Jacob Phillips | 7 | 2 | 5 | 1.0 | 3.0 | 0 |
| Grant Delpit | 6 | 4 | 2 | 0.0 | 0.0 | 0 |
| Anthony Walker Jr. | 6 | 2 | 4 | 0.0 | 0.0 | 0 |

| FIELD GOALS | FGM/FGA | PERCENT | RESULTS |
|-------------|---------|---------|---------|
| Cade York | 1-1 | 100.0 | 34G |
| TOTAL | 1-1 | 100.0 | |

Team Statistics

Steelers Browns

| | | |
|------------------------------|---------|----------|
| First Downs | 20 | 22 |
| 3rd-Down Eff. (Made/Att/Pct) | 1/9/11% | 6/16/38% |
| 4th-Down Eff. (Made/Att/Pct) | 0/0/0% | 3/4/75% |
| Total Net Yards | 308 | 376 |
| Total Plays | 55 | 71 |
| Yards Per Play | 5.6 | 5.3 |
| Rushes/Net Yards | 22/104 | 38/171 |
| Net Passing | 204 | 205 |
| Pass Attempts/Completions | 32/20 | 31/21 |
| Had Intercepted | 0 | 0 |
| Sacked/Yards Lost | 1/3 | 2/15 |
| Punts/Average | 5/42.4 | 5/40.6 |
| Penalties/Yards | 5/25 | 5/24 |
| Fumbles/Lost | 2/1 | 0/0 |
| Possession Time | 23:51 | 36:09 |



WEEK 2
New England Patriots 17, Pittsburgh Steelers 14
67,307 Acrisure Stadium Sep 18, 2022



| | | | | | | |
|----------------------------|---|---|---|---|---|----|
| New England Patriots | 3 | 7 | 7 | 0 | — | 17 |
| Pittsburgh Steelers | 0 | 3 | 3 | 8 | — | 14 |

SCORING DRIVES

| TEAM | QTR | TIME | SCORING PLAY | NE | PIT |
|----------|-----|-------|--|----|-----|
| Patriots | 1 | 06:42 | N.Folk 28 yd. Field Goal (13-71, 6:45) | 3 | 0 |
| Steelers | 2 | 08:35 | C.Boswell 36 yd. Field Goal (16-48, 7:07) | 3 | 3 |
| Patriots | 2 | 00:22 | N.Agholor 44 yd. pass from M.Jones (N.Folk kick) (8-74, 2:46) | 10 | 3 |
| Steelers | 3 | 05:44 | C.Boswell 52 yd. Field Goal (7-25, 3:33) | 10 | 6 |
| Patriots | 3 | 02:47 | D.Harris 2 yd. run (N.Folk kick) (3-10, 1:11) | 17 | 6 |
| Steelers | 4 | 14:58 | P.Freiermuth 8 yd. pass from M.Trubisky (M.Trubisky-D.Johnson pass) (9-75, 2:49) | 17 | 14 |

NEW ENGLAND PATRIOTS

| PASSING | ATT | CP | YDS | SK/YD | TD | LG | INT | RTG |
|-----------|-----|----|-----|-------|----|-----|-----|------|
| Mac Jones | 35 | 21 | 252 | 0/0 | 1 | 44t | 1 | 79.7 |
| TOTAL | 35 | 21 | 252 | 0/0 | 1 | 44T | 1 | 79.7 |

| RUSHING | ATT | YDS | AVG | LG | TD |
|---------------------|-----|-----|-----|----|----|
| Damien Harris | 15 | 71 | 4.7 | 16 | 1 |
| Rhamondre Stevenson | 9 | 47 | 5.2 | 8 | 0 |
| Mac Jones | 7 | 6 | 0.9 | 5 | 0 |
| TOTAL | 31 | 124 | 4.0 | 16 | 1 |

| RECEIVING | NO | YDS | AVG | LG | TD |
|---------------------|----|-----|------|-----|----|
| Jakobi Meyers | 9 | 95 | 10.6 | 24 | 0 |
| Nelson Agholor | 6 | 110 | 18.3 | 44t | 1 |
| Kendrick Bourne | 2 | 16 | 8.0 | 10 | 0 |
| Damien Harris | 2 | 16 | 8.0 | 11 | 0 |
| Lil'Jordan Humphrey | 1 | 11 | 11.0 | 11 | 0 |
| Rhamondre Stevenson | 1 | 4 | 4.0 | 4 | 0 |
| TOTAL | 21 | 252 | 12.0 | 44T | 1 |

| TOP DEFENSE | TOT | SOLO | AST | SCK | YDS | INT |
|------------------|-----|------|-----|-----|-----|-----|
| Myles Bryant | 9 | 5 | 4 | 0.0 | 0.0 | 0 |
| Jalen Mills | 6 | 4 | 2 | 0.0 | 0.0 | 1 |
| Ja'Whaun Bentley | 5 | 1 | 4 | 0.0 | 0.0 | 0 |

| FIELD GOALS | FGM/FGA | PERCENT | RESULTS |
|-------------|---------|---------|-----------|
| Nick Folk | 1-2 | 50.0 | 28G, 52WR |
| TOTAL | 1-2 | 50.0 | |

PITTSBURGH STEELERS

| PASSING | ATT | CP | YDS | SK/YD | TD | LG | INT | RTG |
|----------------|-----|----|-----|-------|----|----|-----|------|
| Mitch Trubisky | 33 | 21 | 168 | 3/16 | 1 | 23 | 1 | 73.8 |
| TOTAL | 33 | 21 | 168 | 3/16 | 1 | 23 | 1 | 73.8 |

| RUSHING | ATT | YDS | AVG | LG | TD |
|------------------|-----|-----|------|----|----|
| Najee Harris | 15 | 49 | 3.3 | 8 | 0 |
| Gunner Olszewski | 1 | 18 | 18.0 | 18 | 0 |
| Jaylen Warren | 4 | 15 | 3.8 | 6 | 0 |
| Mitch Trubisky | 1 | 7 | 7.0 | 7 | 0 |
| Derek Watt | 1 | 2 | 2.0 | 2 | 0 |
| TOTAL | 22 | 91 | 4.1 | 18 | 0 |

| RECEIVING | NO | YDS | AVG | LG | TD |
|-----------------|----|-----|------|----|----|
| Diontae Johnson | 6 | 57 | 9.5 | 17 | 0 |
| Najee Harris | 5 | 40 | 8.0 | 14 | 0 |
| Chase Claypool | 4 | 26 | 6.5 | 11 | 0 |
| Pat Freiermuth | 4 | 22 | 5.5 | 8t | 1 |
| George Pickens | 1 | 23 | 23.0 | 23 | 0 |
| Jaylen Warren | 1 | 0 | 0.0 | 0 | 0 |
| TOTAL | 21 | 168 | 8.0 | 23 | 1 |

| TOP DEFENSE | TOT | SOLO | AST | SCK | YDS | INT |
|--------------------|-----|------|-----|-----|-----|-----|
| Myles Jack | 13 | 6 | 7 | 0.0 | 0.0 | 0 |
| Robert Spillane | 6 | 3 | 3 | 0.0 | 0.0 | 0 |
| Minkah Fitzpatrick | 6 | 2 | 4 | 0.0 | 0.0 | 1 |

| FIELD GOALS | FGM/FGA | PERCENT | RESULTS |
|---------------|---------|---------|----------|
| Chris Boswell | 2-2 | 100.0 | 36G, 52G |
| TOTAL | 2-2 | 100.0 | |

Team Statistics

| | | |
|------------------------------|----------|----------|
| First Downs | 18 | 16 |
| 3rd-Down Eff. (Made/Att/Pct) | 9/17/53% | 8/15/53% |
| 4th-Down Eff. (Made/Att/Pct) | 0/0/0% | 0/0/0% |
| Total Net Yards | 376 | 243 |
| Total Plays | 66 | 58 |
| Yards Per Play | 5.7 | 4.2 |
| Rushes/Net Yards | 31/124 | 22/91 |
| Net Passing | 252 | 152 |
| Pass Attempts/Completions | 35/21 | 33/21 |
| Had Intercepted | 1 | 1 |
| Sacked/Yards Lost | 0/0 | 3/16 |
| Punts/Average | 4/41.5 | 4/51.5 |
| Penalties/Yards | 7/55 | 3/20 |
| Fumbles/Lost | 0/0 | 1/1 |
| Possession Time | 33:36 | 26:24 |

Patriots Steelers



WEEK 1
Pittsburgh Steelers 23, Cincinnati Bengals 20 (OT)
65,841 Paycor Stadium Sep 11, 2022



| | | | | | | | |
|---------------------------|----|---|---|---|---|---|----|
| Pittsburgh Steelers | 10 | 7 | 0 | 3 | 3 | — | 23 |
| Cincinnati Bengals | 3 | 3 | 8 | 6 | 0 | — | 20 |

SCORING DRIVES

| TEAM | QTR | TIME | SCORING PLAY | PIT | CIN |
|----------|-----|-------|--|-----|-----|
| Steelers | 1 | 12:43 | M.Fitzpatrick 31 yd. interception return (C.Boswell kick) | 7 | 0 |
| Bengals | 1 | 07:17 | E.McPherson 59 yd. Field Goal (10-34, 5:26) | 7 | 3 |
| Steelers | 1 | 02:25 | C.Boswell 20 yd. Field Goal (5-32, 1:57) | 10 | 3 |
| Steelers | 2 | 08:46 | N.Harris 1 yd. pass from M.Trubisky (C.Boswell kick) (7-59, 4:22) | 17 | 3 |
| Bengals | 2 | 00:14 | E.McPherson 26 yd. Field Goal (9-57, 3:47) | 17 | 6 |
| Bengals | 3 | 04:41 | T.Boyd 2 yd. pass from J.Burrow (J.Burrow-Mi.Thomas pass) (9-46, 5:44) | 17 | 14 |
| Steelers | 4 | 11:13 | C.Boswell 48 yd. Field Goal (7-15, 2:08) | 20 | 14 |
| Bengals | 4 | 00:02 | J.Chase 6 yd. pass from J.Burrow (kick blocked) (9-60, 1:25) | 20 | 20 |
| Steelers | OT | 00:00 | C.Boswell 53 yd. Field Goal (8-45, 0:56) | 23 | 20 |

PITTSBURGH STEELERS

| PASSING | ATT | CP | YDS | SK/YD | TD | LG | INT | RTG |
|----------------|-----|----|-----|-------|----|----|-----|------|
| Mitch Trubisky | 38 | 21 | 194 | 1/2 | 1 | 32 | 0 | 78.2 |
| TOTAL | 38 | 21 | 194 | 1/2 | 1 | 32 | 0 | 78.2 |

| RUSHING | ATT | YDS | AVG | LG | TD |
|----------------|-----|-----|-----|----|----|
| Chase Claypool | 6 | 36 | 6.0 | 15 | 0 |
| Najee Harris | 10 | 23 | 2.3 | 11 | 0 |
| Mitch Trubisky | 3 | 9 | 3.0 | 6 | 0 |
| Jaylen Warren | 3 | 7 | 2.3 | 3 | 0 |
| TOTAL | 22 | 75 | 3.4 | 15 | 0 |

| RECEIVING | NO | YDS | AVG | LG | TD |
|-----------------|----|-----|------|----|----|
| Diontae Johnson | 7 | 55 | 7.9 | 25 | 0 |
| Pat Freiermuth | 5 | 75 | 15.0 | 31 | 0 |
| Chase Claypool | 4 | 18 | 4.5 | 6 | 0 |
| Zach Gentry | 2 | 40 | 20.0 | 32 | 0 |
| Najee Harris | 2 | 3 | 1.5 | 2 | 1 |
| George Pickens | 1 | 3 | 3.0 | 3 | 0 |
| TOTAL | 21 | 194 | 9.2 | 32 | 1 |

| TOP DEFENSE | TOT | SOLO | AST | SCK | YDS | INT |
|--------------------|-----|------|-----|-----|------|-----|
| Minkah Fitzpatrick | 14 | 10 | 4 | 0.0 | 0.0 | 1 |
| Myles Jack | 10 | 6 | 4 | 0.0 | 0.0 | 0 |
| Alex Highsmith | 9 | 6 | 3 | 3.0 | 23.0 | 0 |

| FIELD GOALS | FGM/FGA PERCENT | RESULTS |
|---------------|-----------------|---------------------|
| Chris Boswell | 3-4 75.0 | 20G, 48G, 55LU, 53G |
| TOTAL | 3-4 75.0 | |

CINCINNATI BENGALS

| PASSING | ATT | CP | YDS | SK/YD | TD | LG | INT | RTG |
|------------|-----|----|-----|-------|----|----|-----|------|
| Joe Burrow | 53 | 33 | 338 | 7/39 | 2 | 24 | 4 | 61.7 |
| TOTAL | 53 | 33 | 338 | 7/39 | 2 | 24 | 4 | 61.7 |

| RUSHING | ATT | YDS | AVG | LG | TD |
|---------------|-----|-----|-----|----|----|
| Joe Mixon | 27 | 82 | 3.0 | 31 | 0 |
| Joe Burrow | 6 | 47 | 7.8 | 23 | 0 |
| Samaje Perine | 1 | 4 | 4.0 | 4 | 0 |
| TOTAL | 34 | 133 | 3.9 | 31 | 0 |

| RECEIVING | NO | YDS | AVG | LG | TD |
|----------------|----|-----|------|----|----|
| Ja'Marr Chase | 10 | 129 | 12.9 | 24 | 1 |
| Joe Mixon | 7 | 63 | 9.0 | 18 | 0 |
| Hayden Hurst | 5 | 46 | 9.2 | 20 | 0 |
| Tyler Boyd | 4 | 33 | 8.3 | 22 | 1 |
| Samaje Perine | 3 | 33 | 11.0 | 14 | 0 |
| Tee Higgins | 2 | 27 | 13.5 | 18 | 0 |
| Mike D. Thomas | 1 | 5 | 5.0 | 5 | 0 |
| Drew Sample | 1 | 2 | 2.0 | 2 | 0 |
| TOTAL | 33 | 338 | 10.2 | 24 | 2 |

| TOP DEFENSE | TOT | SOLO | AST | SCK | YDS | INT |
|----------------|-----|------|-----|-----|-----|-----|
| Logan Wilson | 9 | 6 | 3 | 0.0 | 0.0 | 0 |
| Germaine Pratt | 8 | 4 | 4 | 0.0 | 0.0 | 0 |
| Mike Hilton | 7 | 7 | 0 | 0.0 | 0.0 | 0 |

| FIELD GOALS | FGM/FGA PERCENT | RESULTS |
|----------------|-----------------|----------------|
| Evan McPherson | 2-3 66.7 | 59G, 26G, 29WL |
| TOTAL | 2-3 66.0 | |

Team Statistics

| | | |
|------------------------------|----------|----------|
| First Downs | 13 | 32 |
| 3rd-Down Eff. (Made/Att/Pct) | 4/15/27% | 8/16/50% |
| 4th-Down Eff. (Made/Att/Pct) | 0/0/0% | 1/3/33% |
| Total Net Yards | 267 | 432 |
| Total Plays | 61 | 94 |
| Yards Per Play | 4.4 | 4.6 |
| Rushes/Net Yards | 22/75 | 34/133 |
| Net Passing | 192 | 299 |
| Pass Attempts/Completions | 38/21 | 53/33 |
| Had Intercepted | 0 | 4 |
| Sacked/Yards Lost | 1/2 | 7/39 |
| Punts/Average | 8/48.5 | 3/52.7 |
| Penalties/Yards | 8/59 | 4/27 |
| Fumbles/Lost | 1/0 | 2/1 |
| Possession Time | 26:18 | 43:42 |

Steelers Bengals

THE LAST TIME THE STEELERS/OPPONENT...

Overtime Game Won
By Steelers – Pittsburgh 23, Cincinnati 20, 9/11/22
By Opponent – Chicago 23, Pittsburgh 17, 9/24/17

Tie Game
Home – Pittsburgh 16, Detroit 16, 11/14/21
Away – Pittsburgh 21, at Cleveland 21, 9/9/18

Shutout
By Steelers – Pittsburgh 27, St. Louis 0, 12/24/11
By Opponent – Jacksonville 9, Pittsburgh 0, 9/18/06

Kickoff Returned for a TD
By Steelers – JuJu Smith Schuster (96 yards) vs. Cleveland, 12/31/17
By Opponent – Jacoby Jones (108 yards) vs. Baltimore, 11/2/14

Punt Returned for a TD
By Steelers – **Diontae Johnson** (85 yards) vs. Arizona, 12/8/19
By Opponent – Desmond King II vs. L.A. Chargers, 12/12/18

Intercepted Pass Returned for a TD
By Steelers – **Minkah Fitzpatrick** (31 yards) at Cincinnati, 9/11/22
By Opponent – Mike Hilton (24 yards) at Cincinnati, 11/28/21

Fumble Returned for a TD
By Steelers – **Minkah Fitzpatrick** (43 yards) vs. L.A. Rams, 11/10/19
By Opponent – Denzel Ward (0 yards) at Cleveland, 9/22/22

Blocked Punt
By Steelers – **Miles Killebrew** at L.A. Chargers, 11/21/21
By Opponent – Javorius Allen at Baltimore, 11/6/16

Blocked Punt for a TD
By Steelers – Ulysees Gilbert III (8 yards) at Buffalo, 9/12/21
By Opponent – Chris Moore (14 yards) at Baltimore, 11/6/16

Blocked Field Goal
By Steelers – **Cam Heyward** at Buffalo, 10/09/22
By Opponent – Justin Simmons at Denver, 11/25/18

Blocked Field Goal for a TD
By Steelers – Bob O'Neill (73 yards) vs. Chicago Cardinals, 10/13/57
By Opponent – Chris Moore (14 yards) at Baltimore, 11/6/16

Blocked PAT
By Steelers – **Minkah Fitzpatrick** at Cincinnati, 9/11/22
By Opponent – Tyrone Crawford at Dallas, 11/8/20



Minkah Fitzpatrick Intercepted Pass for a TD 10/7/18 vs. Atlanta

Safety Scored
By Steelers – vs. Denver (Sam Martin tackled in endzone by **Derek Watt**), 9/20/20
By Opponent – at Baltimore Ravens (Devlin Hodges called for intentional grounding in the endzone), 12/29/19

Two 100-Yard Rushers in Same Game
By Steelers – at Carolina (Le'Veon Bell 147, LeGarrette Blount 118), 9/21/14
By Opponent – None

200 Yards Rushing
By Steelers – Le'Veon Bell (236 yards) at Buffalo, 12/11/16
By Opponent – Dalvin Cook (205 yards) at Minnesota, 12/9/21

300 Yards Passing
By Steelers – Ben Roethlisberger (308 yards) at Minnesota, 12/9/21
By Opponent – Joe Burrow (338 yards) at Cincinnati, 9/11/22

400 Yards Passing
By Steelers – Ben Roethlisberger (402 yards) at Denver, 11/25/18
By Opponent – Josh Allen (424 yards) at Buffalo, 10/09/22

500 Yards Passing
By Steelers – Ben Roethlisberger (506 yards) vs. Baltimore, 12/10/17
By Opponent – None

200 Yards Receiving
By Steelers – Markus Wheaton [201 yards] at Seattle, 11/29/15
By Opponent – A.J. Green (224 yards) at Cincinnati, 12/7/14

Four TD Passes
By Steelers – Ben Roethlisberger vs. Cincinnati, 11/15/20
By Opponent – Josh Allen at Buffalo, 10/09/22

Five TD Passes
By Steelers – Ben Roethlisberger vs. Carolina, 11/8/18
By Opponent – Russell Wilson at Seattle, 11/29/15

Six TD Passes
By Steelers – Ben Roethlisberger vs. Baltimore, 11/2/14
By Opponent – Patrick Mahomes vs. Kansas City, 9/16/18

Three TD Receptions
By Steelers – **Chase Claypool** vs. Philadelphia, 10/11/20
By Opponent – Doug Baldwin at Seattle, 11/29/15

Four TD Receptions
By Steelers – Roy Jefferson vs. Atlanta, 11/3/68
By Opponent – Don Beebe at Buffalo, 9/8/91

Three TDs Rushing
By Steelers – Le'Veon Bell at Buffalo, 12/11/16
By Opponent – Arlen Harris vs. St. Louis, 10/26/03

Four Field Goals
By Steelers – **Chris Boswell** vs. Cleveland, 1/3/22
By Opponent – Justin Tucker vs. Baltimore, 9/30/18

Five Field Goals
By Steelers – **Chris Boswell** at Cincinnati, 10/22/17
By Opponent – Matt Prater at Detroit, 10/29/17

THE LAST TIME THE STEELERS/OPPONENT...

Six Field GoalsBy Steelers – **Chris Boswell** at Cincinnati, 12/18/16

By Opponent – Todd Peterson vs. Seattle, 9/26/99

Three Interceptions

By Steelers – Darren Perry at Cleveland, 9/11/94

By Opponent – Dick Anderson (4) at Miami, 12/3/73

Four Interceptions

By Steelers – Jack Butler vs. Washington, 12/13/53

By Opponent – Dick Anderson at Miami, 12/3/73

Three SacksBy Steelers – **Alex Highsmith** at Cincinnati, 9/11/22

By Opponent – Terrell Suggs at Baltimore, 9/11/11

Four SacksBy Steelers – **T.J. Watt** vs. Cleveland, 1/3/22

By Opponent – Alfred Williams vs. Cincinnati, 10/16/94

Five Sacks

By Steelers – Joe Greene at Houston, 12/10/72

By Opponent – None

Gained 500 Yards of Total Offense

By Steelers – 527 (75 rush, 452 pass) at Denver, 11/25/18

By Opponent – 552 (120 rush, 432 pass) at Buffalo, 10/09/22

Limited Team to Under 100 Yards of Total Offense

By Steelers – 98 (81 rush, 17 pass), 10/29/06 at Oakland

By Opponent – 53 (36 rush, 17 pass), 9/10/89 vs. Cleveland

Three Interceptions (TEAM)

By Steelers – at Arizona, 12/8/19

By Opponent – at Tennessee, 10/25/20

Four Interceptions (TEAM)

By Steelers – at Cincinnati, 9/11/22

By Opponent – vs. N.Y. Jets, 10/2/22

Five Interceptions (TEAM)

By Steelers: 12/5/93 vs. New England

By Opponent: 10/8/17 vs. Jacksonville

Five Takeaways (TEAM)

By Steelers – (5) at Cincinnati (4 INT, 1 FUM), 9/11/22

By Opponent – (5) vs. Buffalo (4 INT, 1 FUM), 12/15/19

Six Takeaways (TEAM)

By Steelers – (7) at Tennessee (3 INT, 4 FUM), 9/19/10

By Opponent – (6) at Cleveland (4 INT, 2 FUM), 9/9/18

Two 100-Yard Receivers in Same GameBy Steelers – at New Orleans (Brown 185, **Smith-Schuster** 115), 12/23/18

By Opponent – at Buffalo (Davis 171, Diggs 102), 10/09/22

100 Yards Rushing

By Steelers – vs. N.Y. Jets (31-119), 10/2/22

By Opponent – at Buffalo (18-120), 10/09/22

200 Yards Rushing

By Steelers: at Buffalo (42-240), 12/11/16

By Opponent: at Baltimore (36-249), 1/9/22

100-Yard Rusher and 100-Yard ReceiverBy Steelers – vs. Denver (**Harris** 122, **Claypool** 130), 11/28/19

By Opponent – at Cleveland (Chubb 113, Cooper 101), 9/22/22

100-Yard Rusher and Two 100-Yard Receivers

By Steelers – at Cincinnati (Conner 111, Smith-Schuster 111, Brown 105), 10/7/18

By Opponent – at New England (Ridley 115, Gronkowski 143, Dobson 130), 11/3/13

100-Yard Rusher, 300-Yard Passer and 100-Yard Receiver

By Steelers – at Cleveland (Conner 135, Roethlisberger 335, Smith-Schuster 119), 9/9/18

By Opponent – vs. Dallas (Elliott 114, Prescott 319, Bryant 116), 1/13/16

100-Yard Rusher, 300-Yard Passer and Two 100-Yard Receivers

By Steelers – at Cincinnati (Conner 111, Smith-Schuster 111, Brown 105, Roethlisberger 369), 10/14/18

By Opponent – at New England (Ridley 115, Brady 432, Gronkowski 143, Dobson 130), 11/3/13

100-Yard Rusher and 300-Yard Passer

By Steelers – vs. Indianapolis (D. Williams 134, Roethlisberger 364), 12/6/15

By Opponent – at New England (Ridley 115, Brady 432), 11/3/13

100-Yard Receiver and 300-Yard PasserBy Steelers – vs. Cincinnati (**Harris** 116, Roethlisberger 318), 9/26/21

By Opponent – at L.A. Chargers (Allen 112, Herbert 382), 11/21/21

Two 100-Yard Receivers and 300-Yard Passer

By Steelers – at New Orleans (Brown 185, Smith-Schuster 115, Roethlisberger 462), 12/23/18

By Opponent – at Buffalo (Davis 171, Diggs 102, Allen 424), 10/09/22

100-Yard Rusher, 100-Yard Receiver, 200-Yard Receiver and 400-Yard Passer

By Steelers: vs. Atlanta (Zereoue 123, Burress 253, Ward 139, Maddox 473), 11/10/02

By Opponent – None

100-Yard Rusher, Two 100-Yard Receivers and 400-Yard Passer

By Steelers: vs. Atlanta (Zereoue 123, Burress 253, Ward 139, Maddox 473), 11/10/02

By Opponent: at New England (Ridley 115, Gronkowski 143, Dobson 130, Brady 432), 11/3/13

Three 100-Yard Receivers and 300-Yard Passer

By Steelers: vs. Chicago Cardinals (Orr 205, McClair 139, Tracy 106, Layne 409), 12/13/58

By Opponent – at St. Louis (D. Williams 114, Conrad 133, Smith 105, Hart 353), 11/10/68

Three Rushing TouchdownsBy Steelers – vs. Cleveland (Connor 1, **Claypool** 1, **Snell** 1), 10/18/20

By Opponent – at Cincinnati (Mixon 2, Burrow 1), 11/28/21

Four Rushing Touchdowns

By Steelers – Detroit (Bettis 3, Roethlisberger 1), 1/1/06

By Opponent – at San Diego (McGee 2, Anderson 1, Spencer 1), 12/8/85

THE LAST TIME THE STEELERS/OPPONENT...

Five Rushing Touchdowns

By Steelers – at Kansas City (Bettis 2, Stewart 2, Pegram 1), 11/3/96
By Opponent – at Cleveland (Hanulak 3, Morrison 1, Reynolds 1), 12/12/54

Three Touchdown Passes

By Steelers – at L.A. Chargers (Roethlisberger 3), 11/21/21
By Opponent – at L.A. Chargers (Herbert 3), 11/21/21

Four Touchdown Passes

By Steelers – vs. Cincinnati (Roethlisberger 4), 11/15/20
By Opponent – at Buffalo (Allen 4), 10/09/22

Five Touchdown Passes

By Steelers – vs. Carolina (Roethlisberger 5), 11/8/18
By Opponent – at Seattle (Wilson 5), 11/29/15

Six Touchdown Passes

By Steelers – vs. Baltimore (Roethlisberger 6), 11/2/14
By Opponent – vs. Kansas City (Mahomes 6), 9/16/18

Six Sacks

By Steelers – at Jacksonville (6-40), 11/18/18
By Opponent – vs. Baltimore (6-34), 11/20/05

Seven Sacks

By Steelers – at Cincinnati (7-39), 9/11/22
By Opponent – at Cleveland (8-60), 12/20/09

Eight or more Sacks

By Steelers – vs. Cleveland (9-46), 1/3/22
By Opponent – at Cleveland (8-60), 12/20/09

Two Opponent Fumble Recoveries

By Steelers – vs. Cincinnati (**Snell** 1, Nelson 1), 11/15/20
By Opponent – at New Orleans (Okafor 1, Davis 1), 12/23/18

Three Opponent Fumble Recoveries

By Steelers – vs. Tennessee (**Fitzpatrick** 1, **Watt** 1, Haden 1), 12/19/21
By Opponent – at Cleveland (Schobert 2, Peppers 1), 9/9/18

Shutout on Road

By Steelers – at Cleveland (41-0), 12/24/05
By Opponent – at Baltimore (0-27), 11/26/06

Shutout at Home

By Steelers – vs. St. Louis (27-0), 12/24/11
By Opponent – vs. Baltimore (0-16), 9/3/00

Overtime Win away from Pittsburgh

By Steelers – at Cincinnati (23-20), 9/11/22
By Opponent – at Dallas (27-24), 12/16/12

Overtime Win in Pittsburgh

By Steelers – vs. Seattle (23-20), 10/17/21
By Opponent – vs. Baltimore (23-20), 10/1/15

40 Points

By Steelers – vs. Atlanta (41-17), 10/17/18
By Opponent – at Cincinnati (41-10), 11/28/21

50 Points

By Steelers – vs. Carolina (52-21), 11/8/18
By Opponent – at New England (55-31), 11/3/13

Two-Point Conversion

By Steelers – vs. New England (Trubisky - **Johnson** pass), 9/18/22
By Opponent – vs. Denver (Driskel-Fant pass), 9/20/20

Missed Point-After-Touchdown Attempt

By Steelers – vs. Chicago (**Chris Boswell** missed kick), 11/8/21
By Opponent – at Cleveland (Cade York hit right upright), 9/22/22