



UPMC Rooney Sports Complex
3400 South Water Street Pittsburgh, PA 15203
(412) 432-7820

@Steelers | @SteelersPRDept www.Steelers.com | www.NFL.OMG.com

PITTSBURGH STEELERS GAME RELEASE PRESEASON WEEK 3

CAROLINA PANTHERS

GAME INFORMATION

	Thursday, August 21 7 p.m. ET	Bank of America Stadium Charlotte, NC Capacity 74,867 // FieldTurf Grass
	CBS Locally KDKA-TV	 Bob Pompeani (play-by-play) Charlie Batch (analysis) Missi Matthews (field reporter)
	Steelers Audio Network (48 affiliates) 102.5 WDFE-FM (Pittsburgh) 970 WBGG-AM (Pittsburgh)	Rob King (play-by-play) Max Starks (analysis) Ramon Foster (field reporter)

THE SERIES

All-Time	Steelers lead, 10-2	Last: Steelers Win, 20-18 (Oct. 16, 2022)
Home	Steelers lead, 4-1	Last: Steelers Win, 20-18 (Oct. 16, 2022)
Away	Steelers lead, 6-1	Last: Steelers Win, 30-27 (Sept. 24, 2018)
Preseason	Steelers lead, 1-0	Last: Steelers Win, 27-17 (Aug. 11, 2023)

THE COACHES

	Head Coach	At Franchise	Overall	vs. Opp
Steelers	Mike Tomlin	183-107-2 (18)	183-107-2 (18)	4-0
Panthers	Dave Canales	5-12 (1)	5-12 (1)	0-0

2025 PRESEASON SCHEDULE (I-I)

Sat.	Aug. 9	at Jacksonville		W, 31-25
Sat.	Aug. 16	Tampa Bay		L, 14-17
Thur.	Aug. 21	at Carolina		7 p.m.

2025 REGULAR-SEASON SCHEDULE (0-0)

Day	Date	Opponent	TV	Time/Result
Sun.	Sept. 7	at N.Y. Jets		1 p.m.
Sun.	Sept. 14	Seattle	FOX	1 p.m.
Sun.	Sept. 21	at New England		1 p.m.
Sun.	Sept. 28	vs. Minnesota		9:30 a.m.

BYE WEEK

Sun.	Oct. 12	Cleveland		1 p.m.
Thur.	Oct. 16	at Cincinnati		8:15 p.m.
Sun.	Oct. 26	Green Bay		8:20 p.m.
Sun.	Nov. 2	Indianapolis		1 p.m.
Sun.	Nov. 9	at L.A. Chargers*		8:20 p.m.
Sun.	Nov. 16	Cincinnati*		1 p.m.
Sun.	Nov. 23	at Chicago*		1 p.m.
Sun.	Nov. 30	Buffalo*		4:25 p.m.
Sun.	Dec. 7	at Baltimore*		1 p.m.
Mon.	Dec. 15	Miami*		8:15 p.m.
Sun.	Dec. 21	at Detroit*		4:25 p.m.
Sun.	Dec. 28	at Cleveland*		1 p.m.
TBD	TBD	Baltimore*		TBD

****Times and TV network may change due to flexible scheduling**

NOTE: All times are Eastern

Home games in **BOLD**

WHAT'S INSIDE

2	Covering the Steelers	314	Special Teams Tackles	337-338	Red-Zone Efficiency	355	Ind. GBG (Rushing)
3	Countdown to Kickoff	315-316	Starters/ Participation	339	Yards Gained by Down	356-357	Ind. GBG (Receiving)
4-5	All-Time Preseason Results	317-319	Individual Game Highs	340	Third Down Efficiency/Opp.	358-361	Ind. GBG (Defense)
6	Series History w/ Panthers	320	Big Yardage Games	341	Fourth Down Efficiency/Opp.	362	Ind. GBG (Fumble Returns)
7	Last Meeting w/ Panthers	321-322	Big Pass Plays/Run Plays	342-346	Defensive Summaries	363	Ind. GBG (Int. Returns)
8	2024 NFL Standings	323-324	Big Plays (GBG)/Opp.	347	Defensive Stats (GBG)	364-365	Ind. GBG (Special Teams)
9	Steelers Record When...	325	Big Returns/Opp.	348	Team Rankings	366	Ind. GBG (Punting)
10-16	Roster Information	326-330	Drive Charts/Opening Drives	349	NFL Rankings	367	Ind. GBG (Field Goals)
17	Depth Chart	331-332	Drive Production (GBG)/Opp.	350-351	Offense/Defense (GBG)	368	Ind. GBG (Kickoff Returns)
18-311	Player Pages	333-334	Scoring Drives/Opp.	352-353	Turnover Chart	369	Ind. GBG (Punt Returns)
312-313	Results/Ind. Statistics	335-336	Longest Drives/Opp.	354	Ind. GBG (Passing)	370-386	Game Summaries

PITTSBURGH STEELERS COMMUNICATION STAFF CONTACTS

STAFF MEMBER

Burt Lauten, Senior Director of Communications
Michael Bertsch, Assistant Director of Communications
Angela Tegnolia, Communications Manager
MacKaiya Cherry, Communications Coordinator
Jordan Spagnolli, Communications Intern

EMAIL

lautenb@steelers.nfl.com
bertschm@steelers.nfl.com
tegnoliaa@steelers.nfl.com
cherrym@steelers.nfl.com
spagnollija@steelers.nfl.com

COVERING THE STEELERS

WEEKLY MEDIA SCHEDULE

- The Steelers will make head coach **Mike Tomlin** available for a press conference at approximately **3:45 p.m.** on **Tuesday, Aug. 19.**

Monday, Aug. 18

- Coordinators** availability at 11:30 a.m. in the media room
- Pre-practice player availability open locker room: 12 – 12:30 p.m.
- Lunch: 12:30 – 1 p.m.
- Practice: 1 – 3:15 p.m.
- Post-practice player availability open locker room: 3:15 – 3:30 p.m.
- Coach Tomlin** available after practice on the field
- Assistant coaches available by request 24 hours in advance

Tuesday, Aug. 19

- Pre-practice player availability open locker room: 12:15 – 12:45 p.m.
- Lunch: 12:45 – 1:15 p.m.
- Practice: 1:25 – 3:40 p.m.
- Post-practice player availability open locker room: 3:40 – 3:55 p.m.
- Coach Tomlin** available after practice on the field
- Assistant coaches available by request 24 hours in advance

Wednesday, Aug. 20

- No media availability: day before game

Thursday, Aug. 21

- Pittsburgh Steelers at Carolina Panthers: 7 p.m. (KDKA-TV)

Friday, Aug. 22

- No media availability: players day off

*Schedule subject to change

PITTSBURGH STEELERS ON OMG

- The Steelers media website is www.NFLOMG.com. Please follow the link and click on the Steelers logo to access the team's page.
- For general access to the NFL OMG site, use the following user name (steelersmedia) and password (steelersmedia).
- For customized access to the NFL OMG site, please email **Michael Bertsch** at BertschM@steelers.nfl.com, **MacKaiya Cherry** at CherryM@steelers.nfl.com and/or **Jordan Spagnoli** at Spagnolija@steelers.nfl.com. An account will be setup that utilizes your email address as your username and "SteelersMedia" as your password.
- The Steelers interactive site will contain the complete 2025 Media Guide, all weekly game releases, player bios and rosters, Steelers staff information and bios, weekly flip cards, a game tracker, all Steelers team and individual records and statistics, Steelers historical information, daily press releases and transcripts and much more.
- The game releases and media guide are updated weekly during the season and available in a PDF format. Team notes, player bios, team and individual records, miscellaneous stats and game summaries are updated following each game and posted on the site.
- On gamedays, the site will host live statistics, updated player notes, postgame quotes and more. It is an easy-to-use, one-stop shop for all media needs and information regarding the Steelers.

NFLCOMMUNICATIONS.COM

- Journalists worldwide have access to the dedicated media website featuring news from the NFL and its teams. Daily releases, statistics, domestic and international NFL updates and other information about the NFL are available.

STEELERS RADIO COVERAGE

For the 26th consecutive year, WDVE-FM (102.5) and WBGW-AM (970) are carrying all Steelers games.

Additionally, Steelers games can be heard on a 48-station network spanning Pennsylvania, West Virginia, Ohio, Maryland, New York and South Carolina. All Steelers games will be broadcast in both English and Spanish on Steelers.com.

For the second season, Rob King serves as the "Voice of the Steelers" and handles play-by-play duties for the broadcast. Joining King for his fifth season overall, but first in the booth as an analyst, is former Steelers offensive lineman Max Starks. In her seventh year, Missi Matthews will be on the sideline throughout the regular season.

Fans in Mexico can also listen to Steelers broadcasts on Grupo Imagen and games are heard on www.steelers.com/espanol. Stations on the Steelers Radio Network include:

FLAGSHIP STATIONS

WDVE-FM (102.5), WBGW-AM (970)

AFFILIATES

PENNSYLVANIA

Altoona-WVAM (1430)
Altoona-WRKY (104.9)
Beaver Falls-WBVP (1230)
Beaver Falls-WMBM (1460)
Bedford-WBVE (107.5)
Butler-WISR (680)
Chambersburg-WCHA (800)
Clarendon-WKNB (104.3)
Clarion-WCCR (92.7)
Cooperstown-WUUZ (107.7)
DuBois-WIFT (102.1)
DuBois-WKFT (101.3)
Erie-WRKT (104.9)
Johnstown-WNTJ (1490)
Johnstown-WRKK (99.1)
Latrobe-WCNS (1480)
Milton-WVLY (100.9)
Saegertown-WUZZ (94.3)
Somerset-WNTI (990)
Starview-WONN (92.7)
State College-WQWK (1450)

PENNSYLVANIA

Uniontown-WMBS (590)
Washington-WJPA (1450)
Williamsport-WCXR (99.3)
Williamsport-WZXR (103.7)

MARYLAND

Cumberland-WRQE (106.1)
Hagerstown-WHAG (1410)

OHIO

Fremont-WOHF (92.1)
Marietta-WJAW (630)
Youngstown-WNIO (1390)

VIRGINIA

Vienna-WDMX (100.1)

WEST VIRGINIA

Fairmont-WRLF (94.3)
Fairmont-WMMN (920)
New Martinsville-WXCR (92.3)

OFFICIAL STEELERS WEBSITE

- Media and fans can read about the latest Steelers news on the official Steelers website. The site, www.steelers.com, features breaking news statistics, player biographies and much more.

STEELERS NATION HD RADIO

- Steelers Nation Radio is a 24-hour/day HD radio station dedicated specifically to the Pittsburgh Steelers. It can be heard on www.steelers.com, the official Steelers app or the iheart app on your smartphone, and at 102.5 WDVE HD2.
- A daily schedule of what is on Steelers Nation HD Radio is available at www.facebook.com/steelersnationradio.

@STEELERSPREDEPT

The Steelers Communications Department has created an X account for media to follow for news and information. The department's X account is the primary platform for how the team disseminates news and information including press releases, media advisories, practice and media availability times and more.

COUNTDOWN TO KICKOFF

COUNTDOWN TO KICKOFF	
.500+	Mike Tomlin has led the Steelers to a .500-or-better record in each of his 18 seasons as head coach. That is the third-longest streak of .500-or-better seasons by a head coach in NFL history (Tom Landry, 21, 1965-85; Bill Belichick, 19, 2001-19).
.618	Mike Tomlin is 104-65-2 (.614) in regular-season games decided by one score (eight points or less). His 104 regular-season victories and .614 regular-season winning percentage are the fifth-most and the second-highest in the NFL since the 1970 AFL-NFL merger (min. 100 games).
0.90	T.J. Watt is off to a record-setting pace for sacks to open his NFL career. He has averaged 0.90 sacks/game since entering the League back in 2017, which is the best in NFL history (min. 120 games started).
1	T.J. Watt Watt is the only player in NFL history with at least 108.0 sacks, 125 tackles for loss, 225 QB hits, 33 forced fumbles, 23 strip sacks and 12 fumble recoveries.
1	Patrick Queen registered a team-high 129 tackles (65 solo), seven passes defended and six tackles for loss in 2024. He was the only NFL defender to record 125 or more tackles, six or more tackles for loss and seven or more passes defended.
1	DeShon Elliott registered 108 tackles (73 solo), six passes defended, one interception, three tackles for loss, three fumble recoveries, two forced fumbles and two QB hits. He was the only NFL defender to post at least three fumble recoveries, two forced fumbles and one interception.
1	Cameron Heyward joined Joe Greene as the only interior defensive linemen in franchise history to be voted AP First Team All-Pro four times. His four AP First Team All-Pro selections is tied for the third-most among active NFL players.
1st	Aaron Rodgers ranks first in NFL history in TD/INT ratio (4.34, 503/116), interception percentage (1.41) and passer rating (102.6). He also ranks second in League history in TD percentage (6.1%). (min. 1,500 attempts)
1st	T.J. Watt the first player in franchise history selected Team MVP on five occasions (2019-21, 2023-24), has garnered either AP First Team (2019-21, 2023) or Second Team (2024) All-Pro honors five times in his eight-year career.
2nd	DK Metcalf has recorded three 1,000-yard receiving seasons (2020, 2022 and 2023), registered 15 100-yard receiving games and posted 13 catches of 50 yards or more in his career. He joined Randy Moss as the only players in NFL history with 50 receptions, 900 yards and five TDs in each of their first six seasons.
2nd	T.J. Watt reached 100.0 career sacks in his 109th regular-season game, which makes him the second-fastest player to reach the century mark in NFL history (Reggie White, 96 games; DeMarcus Ware, 113 games).
2	Aaron Rodgers has been named AP NFL Most Valuable Player four times (2011, 2014, 2020, 2021), joining Peyton Manning (five) as the only players in NFL history with four or more MVP awards.
3rd	T.J. Watt's four AP First Team All-Pro selections is tied for the third-most among active NFL players (Bobby Wagner, 6; Tyreek Hill, 5)
3rd	T.J. Watt became the third player since 1982, when the individual sack became an official statistic, with 100.0 career sacks prior to his 30th birthday, joining Reggie White, 108.0, and Jared Allen, 105.0 (Watt turned 30 years old on Oct. 11, 2024).
3rd	T.J. Watt's 108.0 career sacks are the third-most by a player in his first eight seasons in the NFL since 1982, when the individual sack became an official statistic.
3	Chris Boswell has registered three or more FGs of 50+ yards in a game twice in his career (Week 1, at Atlanta, Week 11, vs. Baltimore; 2024). He is the first kicker in franchise history to register three or more FGs of 50+ yards in a game.
TOP 3	Cameron Heyward registered 71 tackles (35 solo), 8.0 sacks, 11 passes defended, 12 tackles for loss and 19 QB hits in 2024. He ranked in the top three among defensive tackles in tackles (3rd), sacks (3rd), passes defended (1st), tackles for loss (t-2nd) and QB hits (t-2nd).
4th	Pat Freiermuth caught 65 passes for 653 yards (10.0 avg.) and seven TDs in 2024. His seven TD catches and 65 receptions were tied for the fourth-most and eighth-most, respectively, by a tight end in 2024.
TOP 4	Jalen Ramsey – seven-time Pro Bowler and three-time AP First Team All-Pro – has registered 108 passes defended and 24 interceptions. His 108 passes defended and 24 interceptions rank third and fourth, respectively, among active players since entering the League in 2016.
5	Five of Chris Boswell's six FGs came from 40+ yards in Week 1 of 2024 at Atlanta. An NFL kicker has made at least five FGs from 40+ yards in the same game on three occasions in League history, and Boswell has done it twice.
5 OF 8	Aaron Rodgers has registered five of the eight seasons in League history with 500+ passing attempts and five or fewer interceptions (2014, 2018-21), with four other quarterbacks doing it one time.
TOP 6	Among QBs with 500+ attempts in a season, Aaron Rodgers holds six of the top seven single-season marks for TD/INT ratio, including each of the top three (12.5 in 2018; 9.6 in 2020; 9.3 in 2021).
6	Chris Boswell is the first player in NFL history with six made FGs in three career games and joined John Carney (1993) as the only kickers with multiple such games within a season all-time (Boswell accomplished in Weeks 1 and 11 of 2024).
6	Chris Boswell equaled a franchise record with six FGs in Week 1 at Atlanta and Week 11 vs. Baltimore in 2024. He already shared the franchise record of six (vs. Cincinnati, Dec. 18, 2016) with Jeff Reed and Gary Anderson.

COUNTDOWN TO KICKOFF	
TOP 7	Aaron Rodgers ranks sixth and seventh, respectively, in NFL history in regular-season victories (153) and regular-season winning percentage (.637) as a starting quarterback (min. 150 games started).
8th	DK Metcalf has registered 48 receptions for 6,324 yards (14.4 avg.) and 48 TDs in his career. His 48 receiving TDs are the eighth-most among active players in the League.
8.0	Cameron Heyward's six seasons of 8.0 or more sacks are tied for the fourth-most by a defensive tackle since 1982.
TOP 8	LB T.J. Watt ranked in the top eight in strip sacks (t-1st), forced fumbles (1st), QB hits (6th), fumble recoveries (t-7th), sacks (8th) and tackles for loss (2nd) in 2024. He was the only player in the NFL that ranked among the top eight in the League.
10	Mike Tomlin has recorded 10+ wins in a season 11 times in his career, which is tied with Andy Reid for the second-most since 2007 (Bill Belichick, 14).
10	Pittsburgh has recorded 10 or more wins in 28 different seasons since the 1970 NFL-AFL merger. The 28 different 10-win seasons are the second-most in the League over the span (Dallas, 29).
10-10	Cameron Heyward is the first defensive lineman with 10+ tackles for loss and 10+ passes defended in a season since Cameron Jordan (New Orleans) in 2017.
10+	Aaron Rodgers has led his teams to double-digit wins in 10 different seasons. His 11 playoff appearances, five NFC Championship berths and a Super Bowl XLV win. His 10 different seasons with double-digit wins is tied for the third-most in NFL history (only Tom Brady, 19, and Peyton Manning, 14, have more).
10.0+	T.J. Watt has registered six double-digit sack seasons in his eight-year career.
TOP 10	Aaron Rodgers ranks fifth in NFL history in passing TDs (503), fifth in completion pct. (65.1%), min. 150 games started), seventh in passing yards (62,952), seventh in completions (5,369) and eighth in attempts (8,245).
18	Mike Tomlin secured his 18th straight non-losing season with the Steelers with the 44-38 victory in Week 13 of 2024, a streak dating back to his first season as the team's head coach in 2007. He is the only head coach in NFL history to begin a head coaching tenure with at least 18 consecutive non-losing seasons.
21	Pittsburgh has recorded 21 consecutive seasons with a .500 record or better, which is the longest active streak in the NFL and the longest streak in team history (previous record was 13, 1972-1984).
27	Pittsburgh has a +27 turnover margin since the start of the 2023 season, which is the best in the NFL over the span.
32	Pittsburgh allowed 32 points in the third quarter in 2024, which was the fewest in the NFL. The Steelers' 32 points allowed in the third quarter was the fewest by the Steelers since 2008 (29).
41	Pittsburgh has an NFL-best 41 seasons since the 1970 AFL-NFL merger in which the team has finished above .500. The Steelers also have 21 consecutive winning seasons from 2004-24, the second longest streak in NFL history.
41-44	Chris Boswell led the NFL in field goals made (41), points by a kicker (158) and field goal percentage (93.2, min. 35 FGA), and ranked second in field goals attempted (44) in 2024. His franchise-record 41 field goals made were the most by a kicker since David Akers in 2011 (44) and second-most by a kicker since the 1970 AFL-NFL merger. Boswell's 158 points – also a franchise record for points by a kicker – was tied for the fifth-most by a kicker since the 1970 AFL-NFL merger.
82.7	Chris Boswell has made 43-of-52 (82.7%) career FGs of 50+ yards, including 36 of his last 42. His 82.7 career FG percentage of 50+ yards is the highest in the NFL since the 1970 AFL-NFL merger (min. 50).
85.7	Chris Boswell has made 18 of 21 career FGs (85.7%) in the final two minutes of regulation and overtime (including playoffs).
88.0	Chris Boswell is 272-of-309 on career FG attempts (88.0%), including 123-of-153 (80.4%) from 40+ yards. He ranks second in FG percentage (88.0%) among all NFL kickers with at least 300 FG attempts since the 1970 AFL-NFL merger.
88.5	Cameron Heyward's 88.5 career sacks are the most by a Steelers' defensive lineman in franchise history, second-most by an active defensive tackle and second-most in franchise history.
93.1	Chris Boswell has made 81-of-87 (93.1%) career FGs in the fourth quarter and overtime. His 93.1 career FG percentage is the second-highest in the fourth quarter and overtime among kickers with at least 75 such field goal attempts since 2000.
183	Mike Tomlin has registered 183 regular-season victories, which is tied with Tom Landry for the eighth-most by a head coach since the 1970 AFL-NFL merger.
196.5	T.J. Watt and Cameron Heyward's 196.5 combined career sacks is the fourth-most since 1982, when the individual sack became an official statistic (through the final season the two were teammates and had both only played for one NFL team).
196.5	T.J. Watt and Cameron Heyward have combined for 196.5 sacks, 13 Pro Bowl selections, seven All-Pro nods, 418 QB hits, 253 TFL, 41 forced fumbles, 28 takeaways, 27 strip sacks, 19 fumble recoveries and nine interceptions.
211	Cameron Heyward has played in 211 regular-season games for the Steelers, which is the fourth-most in franchise history and most by a defensive player.
220	Pat Freiermuth has recorded 220 receptions since entering the NFL (2021), which is the most by a tight end in their first four seasons in franchise history.

ALL-TIME PRESEASON RESULTS

ALL-TIME PRESEASON RESULTS

2025 Record: 1-1

at Jacksonville	31	25	[W]
vs. Tampa Bay	14	17	[L]
at Carolina			

2024 Record: 0-3

vs. Houston	12	20	[L]
vs. Buffalo	3	9	[L]
at Detroit	17	24	[L]

2023 Record: 3-0

at Tampa	27	17	[W]
Buffalo	27	15	[W]
at Atlanta	24	0	[W]

2022 Record: 3-0

Seattle	32	25	[W]
at Jacksonville	16	15	[W]
Detroit	19	9	[W]

2021 Record: 3-1

Dallas (at Canton)	16	3	[W]
at Philadelphia	24	16	[W]
Detroit	26	20	[W]
at Carolina	9	34	[L]

2020 Record: 0-0

2019 Record: 3-1

Tampa Bay	30	28	[W]
Kansas City	17	7	[W]
at Tennessee	18	6	[W]
at Carolina	19	25	[L]

2018 Record: 3-1

At Philadelphia	31	14	[W]
At Green Bay	34	51	[L]
Tennessee	16	6	[W]
Carolina	39	24	[W]

2017 Record: 3-1

At N.Y. Giants	20	12	[W]
Atlanta	17	3	[W]
Indianapolis	15	19	[L]
At Carolina	17	14	[W]

2016 Record: 1-3

Detroit	17	30	[L]
Philadelphia	0	17	[L]
At New Orleans	27	14	[W]
At Carolina	6	18	[L]

2015 Record: 1-4

At Minnesota (Canton)	3	14	[L]
At Jacksonville	21	23	[L]
Green Bay	24	19	[W]
At Buffalo	19	43	[L]
Carolina	6	23	[L]

2014 Record: 1-3

At N.Y. Giants	16	20	[L]
Buffalo	19	16	[W]
At Philadelphia	21	31	[L]
Carolina	0	10	[L]

2013 Record: 0-4

N.Y. Giants	13	18	[L]
At Washington	13	24	[L]
Kansas City (OT)	20	26	[L]
At Carolina	10	25	[L]

2012 Record: 3-1

At Philadelphia	23	24	[L]
Indianapolis	26	24	[W]
At Buffalo	38	7	[W]
Carolina	17	16	[W]

2011 Record: 3-1

At Washington	7	16	[L]
Philadelphia	24	14	[W]
Atlanta	34	16	[W]
At Carolina	33	17	[W]

2010 Record: 3-1

Detroit	23	7	[W]
At N.Y. Giants	24	17	[W]
At Denver	17	34	[L]
Carolina	19	3	[W]

2009 Record: 3-1

Arizona	20	10	[W]
At Washington	13	17	[L]
Buffalo	17	0	[W]
At Carolina	21	10	[W]

2008 Record: 3-1

Philadelphia	16	10	[W]
Buffalo (at Toronto)	21	24	[L]
At Minnesota	12	10	[W]
Carolina	19	16	[W]

2007 Record: 4-1

New Orleans (at Canton)	20	7	[W]
Green Bay	9	13	[L]
At Washington	12	10	[W]
Philadelphia	27	13	[W]
At Carolina	19	3	[W]

2006 Record: 0-4

At Arizona	13	21	[L]
Minnesota	10	17	[L]
At Philadelphia	7	16	[L]
Carolina	13	15	[L]

2005 Record: 3-1

Philadelphia	38	31	[W]
Miami	17	3	[W]
At Washington	10	17	[L]
At Carolina	21	17	[W]

2004 Record: 2-2

At Detroit	21	27	[L]
Houston	38	3	[W]
At Philadelphia	27	21	[W]
Carolina	13	16	[L]

2003 Record: 1-3

At Detroit	13	26	[L]
Philadelphia	16	21	[L]
Dallas	15	14	[W]
At Carolina	14	21	[L]

2002 Record: 2-2

N.Y. Jets	6	16	[L]
At Washington	34	35	[L]
At Detroit	34	22	[W]
Minnesota	17	14	[W]

2001 Record: 3-1

At Atlanta	17	16	[W]
At Minnesota	10	24	[L]
Detroit	20	7	[W]
Buffalo	20	0	[W]

2000 Record: 3-2

At Dallas	38	10	[W]
Miami	13	10	[W]
Carolina	13	0	[W]
Indianapolis (at Mexico City)	23	24	[L]
At Washington	10	17	[L]

1999 Record: 1-3

Chicago	30	23	[W]
At Carolina	13	20	[L]
Washington	14	27	[L]
At Buffalo	14	16	[L]

1998 Record: 3-2

Tampa Bay (at Canton)	6	30	[L]
Buffalo	24	13	[W]
At Philadelphia	17	21	[L]
Atlanta (at Morgantown)	28	22	[W]
Carolina	38	24	[W]

1997 Record: 5-0

Chicago (at Dublin)	30	17	[W]
At Kansas City	28	14	[W]
Philadelphia	42	26	[W]
Detroit	28	20	[W]
At Carolina	27	19	[W]

1996 Record: 2-3

San Diego (at Tokyo)	10	20	[L]
St. Louis	16	10	[W]
At Green Bay	17	24	[L]
Tampa Bay	13	3	[W]
At Philadelphia	19	20	[L]

1995 Record: 1-3

At Buffalo	31	10	[W]
Green Bay	13	36	[L]
At Tampa Bay	7	20	[L]
Philadelphia	6	16	[L]

1994 Record: 1-3

At Miami	14	24	[L]
L.A. Raiders	29	17	[W]
Indianapolis	14	17	[L]
At Washington	21	22	[L]

1993 Record: 2-3

San Francisco (at Barcelona)	14	21	[L]
N.Y. Jets	17	13	[W]
At N.Y. Giants	23	17	[W]
Washington	3	10	[L]
Minnesota (at Minneapolis)	13	30	[L]

ALL-TIME PRESEASON RESULTS

ALL-TIME PRESEASON RESULTS

1992 **Record: 2-2**

Philadelphia	33	35	[L]
At New Orleans	0	26	[L]
At Chicago	28	17	[W]
N.Y. Giants	24	3	[W]

1991 **Record: 2-2**

Washington	16	7	[W]
At Minnesota	24	34	[L]
At Philadelphia	20	21	[L]
At Detroit	16	3	[W]

1990 **Record: 2-2**

New England (at Montreal)	30	14	[W]
At Washington	24	27	[L]
At Dallas	9	20	[L]
Philadelphia	20	10	[W]

1989 **Record: 2-2**

Washington	14	21	[L]
At Cleveland	24	21	[W]
At Philadelphia	14	38	[L]
At N.Y. Giants	13	10	[W]

1988 **Record: 3-1**

At Washington	44	31	[W]
Philadelphia	21	16	[W]
At N.Y. Giants	17	28	[L]
At New Orleans	31	28	[W]

1987 **Record: 0-4**

At Washington	17	23	[L]
At Chicago	14	50	[L]
At New Orleans	28	31	[L]
N.Y. Giants	20	26	[L]

1986 **Record: 1-3**

Chicago	13	23	[L]
At Washington (OT)	24	27	[L]
At Dallas	41	28	[W]
At N.Y. Giants	3	17	[L]

1985 **Record: 1-3**

At Tampa Bay	42	27	[W]
Minnesota (at Minneapolis)	34	41	[L]
At St. Louis	6	14	[L]
N.Y. Giants	14	24	[L]

1984 **Record: 3-1**

At Cleveland	31	14	[W]
Philadelphia	20	17	[W]
At Dallas	20	10	[W]
at N.Y. Giants	9	16	[L]

1983 **Record: 4-1**

New Orleans (at Canton)	27	14	[W]
New England (at Knoxville)	27	16	[W]
N.Y. Giants	13	22	[L]
At Dallas	24	7	[W]
At Philadelphia	10	3	[W]

1982 **Record: 4-0**

New England (at Knoxville)	24	20	[W]
At N.Y. Giants	13	10	[W]
Baltimore	37	15	[W]
Philadelphia	27	24	[W]

1981 **Record: 2-2**

At Cleveland	35	31	[W]
At Philadelphia	20	36	[L]
At Dallas	14	24	[L]
N.Y. Giants	31	6	[W]

1980 **Record: 3-1**

At N.Y. Giants	13	0	[W]
At Atlanta	17	14	[W]
N.Y. Jets	13	20	[L]
At Dallas	31	10	[W]

1979 **Record: 3-1**

At Buffalo	15	7	[W]
N.Y. Giants	10	3	[W]
At N.Y. Jets	27	14	[W]
At Dallas	14	16	[L]

1978 **Record: 2-2**

At Baltimore	22	10	[W]
Atlanta	13	7	[W]
At N.Y. Giants	6	13	[L]
At Dallas	13	16	[L]

1977 **Record: 3-3**

Buffalo	28	24	[W]
At Kansas City	21	23	[L]
At N.Y. Jets	26	13	[W]
At New England	10	13	[L]
Philadelphia	21	13	[W]
At Dallas	0	30	[L]

1976 **Record: 5-2**

All Stars (at Chicago)	24	0	[W]
At New Orleans	24	14	[W]
At Philadelphia	14	7	[W]
At Washington	27	7	[W]
N.Y. Giants	0	17	[L]
At Dallas	10	20	[L]
N.Y. Jets	41	6	[W]

1975 **Record: 3-4**

All Stars (at Chicago)	21	14	[W]
Philadelphia	14	17	[L]
Oakland (at Berkley)	21	24	[L]
At Baltimore	31	10	[W]
N.Y. Giants (at Princeton)	7	24	[L]
New Orleans	24	13	[W]
At Dallas	16	17	[L]

1974 **Record: 6-0**

At New Orleans	26	7	[W]
Chicago	50	21	[W]
At Philadelphia (ot)	33	30	[W]
N.Y. Giants	17	7	[W]
At Washington	21	19	[W]
At Dallas	41	15	[W]

1973 **Record: 4-2**

Baltimore	34	7	[W]
Minnesota (at Bloomington)	6	10	[L]
Philadelphia	17	3	[W]
at N.Y. Giants	24	29	[L]
At Green Bay	30	22	[W]
Atlanta	19	0	[W]

1972 **Record: 4-1-1**

N.Y. Giants	28	10	[W]
N.Y. Jets (at Seattle)	22	3	[W]
At Atlanta	31	17	[W]
Baltimore (at Tampa)	13	16	[L]
New Orleans (at Memphis)	56	7	[W]
Washington	10	10	(T)

1971 **Record: 3-2**

At Green Bay	16	13	[W]
At Cincinnati	13	20	[L]
Minnesota	21	26	[L]
N.Y. Jets (at Cleveland)	35	21	[W]
At N.Y. Giants	20	3	[W]

1970 **Record: 4-1**

Miami (at Jacksonville)	10	16	[L]
Minnesota (at Bloomington)	20	13	[W]
N.Y. Giants	21	6	[W]
Boston (at Shreveport)	31	3	[W]
At Oakland	20	6	[W]

1969 **Record: 2-3**

St. Louis (at Norfolk)	12	27	[L]
New Orleans (at Baton Rouge)	34	24	[W]
Cincinnati	13	23	[L]
At Green Bay	19	31	[L]
N.Y. Giants (at Montreal)	17	13	[W]

1968 **Record: 1-4**

At St. Louis	7	24	[L]
At San Diego	36	33	[W]
Cincinnati (at Morgantown)	3	19	[L]
Green Bay (at Milwaukee)	17	21	[L]
Washington (at Norfolk)	17	24	[L]

1967 **Record: 2-3**

At Green Bay	20	31	[L]
New Orleans (at Baton Rouge)	17	20	[L]
St. Louis (at Nashville)	24	13	[W]
At San Diego	16	7	[W]
Washington (at Norfolk)	10	16	[L]

1966 **Record: 1-4**

N.Y. Giants (at Ithaca)	14	16	[L]
Minnesota (at Portland)	6	35	[L]
San Francisco (at Portland)	34	17	[W]
At Green Bay	6	17	[L]
Cleveland (at Birmingham)	10	14	[L]

1965 **Record: 0-5**

Minnesota (at Atlanta)	21	31	[L]
N.Y. Giants (at New Haven)	7	16	[L]
Baltimore (at Atlanta)	10	38	[L]
San Francisco (at Providence)	9	23	[L]
Cleveland (at Akron)	16	28	[L]

SERIES HISTORY WITH CAROLINA

STEELERS-PANTHERS SERIES HISTORY

- Thursday's game will be the 13th overall (including preseason) and fifth preseason meeting between the Steelers and Panthers.
- The Steelers own a six-game advantage in the overall (including preseason) series (9-3).
- Pittsburgh and Carolina have split its four previous preseason meetings (2-2).
- Thursday's game will be the eighth overall (including preseason) and fourth preseason meeting between the Steelers and Panthers in Charlotte.
- Pittsburgh owns a one-game lead in the overall series (including preseason) (4-3) and Carolina owns a one-game lead in the preseason series (2-1) in Carolina.
- Pittsburgh's .833 winning percentage against the Buccaneers is the third-highest in franchise history vs. opponent.

HIGHEST WIN PCT. VS. OPPONENT – FRANCHISE SINCE 1970 (MIN. 8)

RANK	OPP.	W	L	T	PCT.
1.	Carolina Panthers	7	1	0	.875
2.	Atlanta Falcons	14	2	1	.853
3.	Tampa Bay Buccaneers	10	2	0	.833
4.	Detroit Lions	10	2	1	.808
5.	Indianapolis Colts	20	7	0	.741
6.	N.Y. Jets	19	7	0	.731
7.	L.A. Chargers	24	9	0	.727
8.	Green Bay Packers	10	4	0	.714
9.	Washington Commanders	9	4	0	.692
10.	Cleveland Browns	71	32	1	.688

- The Steelers' .833 winning percentage against the Buccaneers is tied for the ninth-highest in NFL history vs. opponent (since the 1970 AFL-NFL merger).

HIGHEST WIN PCT. VS. OPPONENT – NFL SINCE 1970 (MIN. 10)

RANK	TEAM VS. OPP.	W	L	T	PCT.
1.	Philadelphia vs. N.Y. Jets	12	1	0	.923
2.	Kansas City vs. Washington	10	1	0	.909
3.	Pittsburgh vs. Carolina	7	1	0	.875
	Minnesota vs. Jacksonville	7	1	0	.875
	Washington vs. Jacksonville	7	1	0	.875
	Denver vs. Arizona	10	1	1	.875
7.	Miami vs. L.A. Rams	13	2	0	.867
8.	Pittsburgh vs. Atlanta	14	2	1	.853
9.	Baltimore vs. Houston	11	2	0	.846
	Green Bay vs. L.A. Chargers	11	2	0	.846

ALL-TIME SERIES RESULTS

Steelers lead, 9-3 (H: 5-0, A: 4-3) - including preseason			
Date	Site	Wk	Result
12/18/2022	A	15	W, 24-16
08/27/2021	A	3	L, 9-34
08/29/2019	A	4	L, 19-25
11/08/2018	H	10	W, 52-21
08/30/2018	H	4	W, 39-24
08/31/2017	A	4	W, 17-14
09/21/2014	A	3	W, 37-19
12/23/2010	H	16	W, 27-3
12/17/2006	A	15	W, 37-3
12/15/2002	H	15	W, 30-14
12/26/1999	H	16	W, 30-20
12/22/1996	A	17	L, 14-18
indicates preseason game			

INSIDE THE SERIES

CATEGORY	RECORD
Series History	Started in 1996
Overall (including preseason)	Steelers lead, 9-3
In Pittsburgh	Steelers lead, 5-0
At Carolina	Steelers lead, 4-3
Neutral	--
Overall Regular Season	Steelers lead, 7-1
In Pittsburgh	Steelers lead, 4-0
At Carolina	Steelers lead, 3-1
Neutral	--
Overall Preseason	Series tied, 2-2
In Pittsburgh	Steelers lead, 1-0
At Carolina	Panthers lead, 2-1
Neutral	--
Postseason Series	--
In Pittsburgh	--
At Tampa	--
Last Preseason Game	L, 9-34 (Aug. 27, 2021 in Carolina)
Last Regular-Season Game	W, 24-16 (Dec. 18, 2022 in Carolina)
Last Postseason Game	--
Streak	Pittsburgh won last seven meetings



24

2022 WEEK 15
Pittsburgh Steelers 24, Carolina Panthers 16
 73,548 🍀 Bank of America Stadium 🍀 Dec 18, 2022



16

Pittsburgh Steelers	7	7	7	3	—	24
Carolina Panthers	0	7	0	9	—	16

SCORING DRIVES

TEAM	QTR	TIME	SCORING PLAY	PIT	CAR
Steelers	1	05:48	N.Harris 7 yd. run (C.Boswell kick) (12-67, 7:06)	7	0
Panthers	2	14:12	D.Moore 5 yd. pass from S.Darnold (E.Pineiro kick) (11-85, 6:36)	7	7
Steelers	2	08:20	J.Warren 2 yd. run (C.Boswell kick) (10-75, 5:52)	14	7
Steelers	3	03:17	M.Trubisky 1 yd. run (C.Boswell kick) (21-91,11:43)	21	7
Panthers	4	11:52	E.Pineiro 29 yd. Field Goal (11-64, 6:25)	21	10
Panthers	4	06:15	E.Pineiro 32 yd. Field Goal (7-59, 4:06)	21	13
Steelers	4	01:04	C.Boswell 50 yd. Field Goal (13-43, 5:11)	24	13
Panthers	4	00:19	E.Pineiro 52 yd. Field Goal (5-29, 0:45)	24	16

PITTSBURGH STEELERS

PASSING	ATT	CP	YDS	SK/YD	TD	LG	INT	RTG
Mitch Trubisky	22	17	179	1/10	0	38	0	100.4
TOTAL	22	17	179	1/10	0	38	0	100.4

RUSHING	ATT	YDS	AVG	LG	TD
Najee Harris	24	86	3.6	10	1
Jaylen Warren	11	38	3.5	9	1
Steven Sims	2	19	9.5	22	0
Mitch Trubisky	6	9	1.5	4	1
Diontae Johnson	1	2	2.0	2	0
Derek Watt	1	2	2.0	2	0
TOTAL	45	156	3.5	22	3

RECEIVING	NO	YDS	AVG	LG	TD
Diontae Johnson	10	98	9.8	19	0
George Pickens	2	53	26.5	38	0
Jaylen Warren	1	11	11.0	11	0
Steven Sims	1	10	10.0	10	0
Zach Gentry	1	4	4.0	4	0
Gunner Olszewski	1	3	3.0	3	0
Miles Boykin	1	0	0.0	0	0
TOTAL	17	179	10.5	38	0

TOP DEFENSE	TOT	SOLO	AST	SCK	YDS	INT
Robert Spillane	7	6	1	0.0	0.0	0
Larry Ogunjobi	5	3	2	0.0	0.0	0
Terrell Edmunds	4	4	0	0.0	0.0	0

FIELD GOALS	FGM/FGA	PERCENT	RESULTS
Chris Boswell	1-1	100.0	50G
TOTAL	1-1	100.0	

CAROLINA PANTHERS

PASSING	ATT	CP	YDS	SK/YD	TD	LG	INT	RTG
Sam Darnold	23	14	225	4/37	1	45	0	108.1
TOTAL	23	14	225	4/37	1	45	0	108.1

RUSHING	ATT	YDS	AVG	LG	TD
Chuba Hubbard	4	10	2.5	3	0
D'Onta Foreman	10	9	0.9	5	0
Sam Darnold	2	2	1.0	3	0
TOTAL	16	21	1.3	5	0

RECEIVING	NO	YDS	AVG	LG	TD
DJ Moore	5	73	14.6	26	1
Chuba Hubbard	3	57	19.0	45	0
Terrace Marshall Jr.	3	51	17.0	40	0
Tommy Tremble	2	20	10.0	17	0
Shi Smith	1	24	24.0	24	0
TOTAL	14	225	16.1	45	1

TOP DEFENSE	TOT	SOLO	AST	SCK	YDS	INT
Jeremy Chinn	14	11	3	0.0	0.0	0
Shaq Thompson	12	7	5	0.0	0.0	0
Frankie Luvu	9	3	6	1.0	10.0	0

FIELD GOALS	FGM/FGA	PERCENT	RESULTS
Eddy Piñeiro	3-3	100.0	29G, 32G, 52G
TOTAL	3-3	100.0	

Team Statistics

First Downs	22	12
3rd-Down Eff. (Made/Att/Pct)	12/16/75%	4/11/36%
4th-Down Eff. (Made/Att/Pct)	0/0/0%	0/0/0%
Total Net Yards	325	209
Total Plays	68	43
Yards Per Play	4.8	4.9
Rushes/Net Yards	45/156	16/21
Net Passing	169	188
Pass Attempts/Completions	22/17	23/14
Had Intercepted	0	0
Sacked/Yards Lost	1/10	4/37
Punts/Average	3/45.3	4/48.5
Penalties/Yards	7/81	5/40
Fumbles/Lost	0/0	1/0
Possession Time	36:11	23:49

Steelers Panthers

AMERICAN FOOTBALL CONFERENCE												
EAST DIVISION												
TEAM	W	L	T	PCT	PF	PA	NET PTS	HOME	AWAY	CONF	DIV	STREAK
Buffalo Bills	13	4	0	.765	525	368	157	8-0-0	5-4-0	9-3-0	5-1-0	Lost 1
Miami Dolphins	8	9	0	.471	345	364	-19	5-3-0	3-6-0	6-6-0	3-3-0	Lost 1
New York Jets	5	12	0	.294	338	404	-66	3-5-0	2-7-0	5-7-0	2-4-0	Won 1
New England Patriots	4	13	0	.235	289	417	-128	2-6-0	2-7-0	3-9-0	2-4-0	Won 1
NORTH DIVISION												
TEAM	W	L	T	PCT	PF	PA	NET PTS	HOME	AWAY	CONF	DIV	STREAK
Baltimore Ravens	12	5	0	.706	518	361	157	6-2-0	6-3-0	8-4-0	4-2-0	Won 4
Pittsburgh Steelers	10	7	0	.588	380	347	33	5-3-0	5-4-0	7-5-0	3-3-0	Lost 4
Cincinnati Bengals	9	8	0	.529	472	434	38	3-5-0	6-3-0	6-6-0	3-3-0	Won 5
Cleveland Browns	3	14	0	.176	258	435	-177	2-6-0	1-8-0	3-9-0	2-4-0	Lost 6
SOUTH DIVISION												
TEAM	W	L	T	PCT	PF	PA	NET PTS	HOME	AWAY	CONF	DIV	STREAK
Houston Texans	10	7	0	.588	372	372	0	5-3-0	5-4-0	8-4-0	5-1-0	Won 1
Indianapolis Colts	8	9	0	.471	377	427	-50	5-3-0	3-6-0	7-5-0	3-3-0	Won 1
Jacksonville Jaguars	4	13	0	.235	320	435	-115	3-5-0	1-8-0	4-8-0	3-3-0	Lost 1
Tennessee Titans	3	14	0	.176	311	460	-149	1-7-0	2-7-0	3-9-0	1-5-0	Lost 6
WEST DIVISION												
TEAM	W	L	T	PCT	PF	PA	NET PTS	HOME	AWAY	CONF	DIV	STREAK
Kansas City Chiefs	15	2	0	.882	385	326	59	8-0-0	7-2-0	10-2-0	5-1-0	Lost 1
Los Angeles Chargers	11	6	0	.647	402	301	101	5-3-0	6-3-0	8-4-0	4-2-0	Won 3
Denver Broncos	10	7	0	.588	425	311	114	6-2-0	4-5-0	6-6-0	3-3-0	Won 1
Las Vegas Raiders	4	13	0	.235	309	434	-125	2-6-0	2-7-0	3-9-0	0-6-0	Lost 1
NATIONAL FOOTBALL CONFERENCE												
EAST DIVISION												
TEAM	W	L	T	PCT	PF	PA	NET PTS	HOME	AWAY	CONF	DIV	STREAK
Philadelphia Eagles	14	3	0	.824	463	303	160	8-1-0	6-2-0	9-3-0	5-1-0	Won 2
Washington Commanders	12	5	0	.706	485	391	94	7-2-0	5-3-0	9-3-0	4-2-0	Won 5
Dallas Cowboys	7	10	0	.412	350	468	-118	2-7-0	5-3-0	5-7-0	3-3-0	Lost 2
New York Giants	3	14	0	.176	273	415	-142	1-8-0	2-6-0	1-11-0	0-6-0	Lost 1
NORTH DIVISION												
TEAM	W	L	T	PCT	PF	PA	NET PTS	HOME	AWAY	CONF	DIV	STREAK
Detroit Lions	15	2	0	.882	564	342	222	7-2-0	8-0-0	11-1-0	6-0-0	Won 3
Minnesota Vikings	14	3	0	.824	432	332	100	8-1-0	6-2-0	9-3-0	4-2-0	Lost 1
Green Bay Packers	11	6	0	.647	460	338	122	6-3-0	5-3-0	6-6-0	1-5-0	Lost 2
Chicago Bears	5	12	0	.294	310	370	-60	4-5-0	1-7-0	3-9-0	1-5-0	Won 1
SOUTH DIVISION												
TEAM	W	L	T	PCT	PF	PA	NET PTS	HOME	AWAY	CONF	DIV	STREAK
Tampa Bay Buccaneers	10	7	0	.588	502	385	117	5-4-0	5-3-0	8-4-0	4-2-0	Won 2
Atlanta Falcons	8	9	0	.471	389	423	-34	4-5-0	4-4-0	7-5-0	4-2-0	Lost 2
Carolina Panthers	5	12	0	.294	341	534	-193	3-6-0	2-6-0	4-8-0	2-4-0	Won 1
New Orleans Saints	5	12	0	.294	338	398	-60	3-6-0	2-6-0	4-8-0	2-4-0	Lost 4
WEST DIVISION												
TEAM	W	L	T	PCT	PF	PA	NET PTS	HOME	AWAY	CONF	DIV	STREAK
Los Angeles Rams	10	7	0	.588	367	386	-19	5-4-0	5-3-0	6-6-0	4-2-0	Lost 1
Seattle Seahawks	10	7	0	.588	375	368	7	3-6-0	7-1-0	6-6-0	4-2-0	Won 2
Arizona Cardinals	8	9	0	.471	400	379	21	6-3-0	2-6-0	4-8-0	3-3-0	Won 1
San Francisco 49ers	6	11	0	.353	389	436	-47	4-5-0	2-6-0	4-8-0	1-5-0	Lost 4

STEELERS 2024 REGULAR SEASON RECORD WHEN...

CATEGORY	2024 SEASON		CATEGORY	2024 SEASON	
	W-L			W-L	
STEELERS AT ACRISURE STADIUM	5-3		IN SEPTEMBER	3-1	
STEELERS ON THE ROAD	5-4		IN OCTOBER	3-1	
STEELERS ON GRASS	8-6		IN NOVEMBER	2-1	
STEELERS ON ARTIFICIAL TURF	2-1		IN DECEMBER	2-3	
STEELERS IN DOMES	0-0		IN JANUARY	0-1	
STEELERS IN RETRACTABLE ROOF STADIUMS	0-0				
STEELERS OUTDOORS	1-1		ON SUNDAY NIGHT	1-1	
STEELERS INDOORS	0-0		ON THURSDAY NIGHT	0-1	
			ON MONDAY NIGHT	1-0	
STEELERS SCORE FIRST	8-1		ON SATURDAY	0-2	
OPPONENT SCORES FIRST	2-6				
STEELERS SCORE ON FIRST POSSESSION	5-1		DAY GAMES	8-4	
STEELERS SCORE 20 OR MORE POINTS	7-1		KICKOFF AT 12:00 EDT	0-0	
STEELERS SCORE 19 OR LESS POINTS	3-6		KICKOFF AT 3:00/3:05/3:15/3:35 EDT	0-0	
STEELERS ALLOW 20 OR MORE	2-6		NIGHT GAMES	2-3	
STEELERS ALLOW 19 OR LESS POINTS	8-1				
			VS. AFC NORTH OVERALL	3-3	
STEELERS LEAD AFTER 1ST QUARTER	3-0		VS. AFC NORTH AT HOME	2-1	
STEELERS TRAIL AFTER 1ST QUARTER	5-5		VS. AFC NORTH ON THE ROAD	1-2	
SCORE TIED AFTER 1ST QUARTER	2-2				
STEELERS LEAD AT HALFTIME	5-0		VS. AFC	7-5	
STEELERS TRAIL AT HALFTIME	4-7		VS. AFC EAST	1-0	
SCORE TIED AT HALFTIME	1-0		VS. AFC SOUTH	0-1	
STEELERS LEAD AFTER 3RD QUARTER	8-1		VS. AFC WEST	3-1	
STEELERS TRAIL AFTER 3RD QUARTER	1-6				
SCORE TIED AFTER 3RD QUARTER	1-0		VS. NFC	3-2	
GAME GOES TO OVERTIME	0-0		VS. NFC EAST	2-2	
			VS. NFC SOUTH	1-0	
STEELERS HAVE + TURNOVER RATIO	8-4		VS. NFC NORTH	0-0	
STEELERS HAVE - TURNOVER RATIO	2-3		VS. NFC WEST	0-0	
TURNOVER RATIO EVEN	0-0				
STEELERS HAVE 30:00+TOP	9-3				
STEELERS HAVE LESS THAN 30:00 TOP	1-4				
STEELERS HAVE 100-YARD RUSHER	3-0				
STEELERS HAVE 300 NET PASSING YARDS	1-0				
STEELERS HAVE 1 100-YARD RECEIVER	1-1				
STEELERS HAVE 2 100-YARD RECEIVERS	0-0				
STEELERS WIN COIN TOSS	5-3				
STEELERS LOSE COIN TOSS	5-4				



NO.	NAME	POS	HT	WT	DOB	EXP	COLLEGE	HOMETOWN	HOW ACQ
Active									
40	Alexander, Kam	CB	5-11	183	10/27/2000	R	Oregon	Manvel, TX	FA '25
67	Anderson, Calvin	OL	6-5	305	3/25/1996	6	Texas	Austin, TX	FA '24
74	Anderson, Spencer	OL	6-5	305	6/7/2000	3	Maryland	Bowie, MD	D7b '23
19	Austin III, Calvin	WR	5-9	162	3/24/1999	3	Memphis	Memphis, TN	D4 '22
65	Baugh, Kyler	DT	6-3	295	11/28/2001	1	Minnesota	Talihina, OK	FA '25
95	Benton, Keanu	DT	6-4	309	7/17/2001	3	Wisconsin	Janesville, WI	D2b '23
31	Bishop Jr., Beanie	CB	5-10	184	12/17/1999	2	West Virginia	Louisville, KY	UDFA '24
78	Black, Yahya	DL	6-5	330	4/21/2002	R	Iowa	Marshall, MN	D5 '25
9	Boswell, Chris	K	6-2	185	3/16/1991	11	Rice	Fort Worth, TX	FA '15
44	Bruener, Carson	LB	6-2	226	6/6/2001	R	Washington	Woodinville, WA	D7a '25
29	Castro, Sebastian	DB	5-11	203	10/14/2000	R	Iowa	Oak Lawn, IL	UDFA '25
21	Clark, Chuck	S	6-0	205	4/19/1995	8	Virginia Tech	Suffolk, VA	FA '25
60	Cook, Dylan	OT	6-5	305	1/11/1998	3	Montana	Butte, MT	FA '23
69	Davis, Dominique	DT	6-2	330	2/28/1996	3	UNC Pembroke	Laurinburg, NC	FA '25
26	Echols, Brandin	CB	5-10	179	10/16/1997	5	Kentucky	Southaven, MS	FA '25
96	Ekuale, Daniel	DT	6-3	310	1/13/1994	7	Washington State	Pago Pago, Amer. Samoa	FA '25
25	Elliott, DeShon	S	6-1	210	4/21/1997	8	Texas	Dallas, TX	FA '24
76	Fautanu, Troy	OT	6-4	317	10/11/2000	1	Washington	Henderson, NV	D1 '24
84	Foelsch, Kevin	TE	6-4	250	4/13/2001	R	New Haven	Ramsey, NJ	FA '25
54	Frazier, Zach	C	6-3	310	8/29/2001	2	West Virginia	Fairmont, WV	D2 '24
88	Freiermuth, Pat	TE	6-5	258	10/25/1998	5	Penn State	Merrimac, MA	D2 '21
14	Gainwell, Kenneth	RB	5-9	200	3/14/1999	5	Memphis	Yazoo City, MS	FA '25
87	Galbreath, JJ	TE	6-4	231	8/5/2001	R	South Dakota	Arvada, CO	UDFA '25
99	Harmon, Derrick	DT	6-4	313	8/3/2003	R	Oregon	Detroit, MI	D1 '25
50	Harrison, Malik	LB	6-3	255	3/5/1998	6	Ohio State	Columbus, OH	FA '25
51	Herbig, Nick	LB	6-2	240	11/21/2001	3	Wisconsin	Kauai, HI	D4 '23
97	Heyward, Cameron	DT	6-5	295	5/6/1989	15	Ohio State	Pittsburgh, PA	D1 '11
83	Heyward, Connor	TE	6-0	230	1/22/1999	4	Michigan State	Duluth, GA	D6 '22
56	Highsmith, Alex	LB	6-4	242	8/7/1997	6	Charlotte	Wilmington, NC	D3 '20
55	Holcomb, Cole	LB	6-1	240	7/30/1996	6	North Carolina	New Smyrna Beach, FL	FA '23
18	Howard, Will	QB	6-4	235	9/24/2001	R	Ohio State	Downingtown, PA	D6 '25
38	Hull, Evan	RB	5-10	209	10/26/2000	3	Northwestern	Maple Grove, MN	FA '25
34	Hurleman, Max	RB	5-11	200	10/19/2001	R	Notre Dame	Wyomissing, PA	UDFA '25
17	Jamison, D'Shawn	CB	5-10	185	6/4/1999	2	Texas	Houston, TX	FA '24
11	Johnson, Brandon	WR	6-2	195	7/26/1998	3	Central Florida	Fort Lauderdale, FL	FA '24
20	Johnson, Kaleb	RB	6-1	224	8/14/2003	R	Iowa	Hamilton, OH	D3 '25
35	Johnson, Quindell	S	6-1	205	11/5/1999	2	Memphis	New Orleans, LA	FA '25
5	Johnston, Cameron	P	5-11	194	2/24/1992	8	Ohio State	Geelong, Australia	FA '24
77	Jones, Broderick	OT	6-5	311	5/16/2001	3	Georgia	Lithonia, GA	D1 '23
79	Jones, Steven	OL	6-5	342	9/6/2000	1	Oregon	Temecula, CA	FA '25
34	Kent, Donte	CB	5-10	189	9/28/2001	R	Central Michigan	Harrisburg, PA	D7b '25
28	Killebrew, Miles	S	6-2	222	5/10/1993	10	Southern Utah	Henderson, NV	FA '22
46	Kuntz, Christian	LS	6-1	228	4/13/1994	5	Duquesne	Pittsburgh, PA	FA '20
98	Leal, DeMarvin	DE	6-4	290	7/1/2000	4	Texas A&M	San Antonio, TX	D3 '22
91	Lee, Logan	DL	6-5	291	6/12/2000	1	Iowa	Orion, IL	D6a '24
53	Leota, Eku	LB	6-4	257	5/11/1999	2	Auburn	Asheville, NC	FA '24
92	Loudermilk, Isaiahh	DT	6-7	293	10/10/1997	5	Wisconsin	Howard, KS	D5 '21
62	McCollum, Ryan	C	6-5	300	3/4/1998	4	Texas A&M	Spring, TX	W '22 (DET)
66	McCormick, Mason	G	6-5	315	5/25/2000	2	South Dakota State	Sioux Falls, SD	D4 '24
82	McCutcheon, Lance	WR	6-3	202	2/28/1999	3	Montana State	Bozeman, MT	FA '25
37	McMichael, Kyler	CB	6-0	202	3/22/2000	3	North Carolina	Atlanta, GA	FA '25
48	McQuaide, Jake	LS	6-2	235	7/7/1987	15	Ohio State	Cincinnati, OH	FA '25
4	Metcalf, DK	WR	6-4	235	12/14/1997	7	Mississippi	Oxford, MS	TR '25 (SEA)
13	Miller, Scotty	WR	5-9	174	7/31/1997	7	Bowling Green	Barrington, IL	FA '25
72	Nester, Doug	OT	6-6	306	8/7/2000	1	West Virginia	Kenova, WV	FA '24
35	Nichols, Lew	RB	5-10	220	8/16/2001	1	Central Michigan	Detroit, MI	FA '25
72	Otomewo, Ezezi	DT	6-5	282	3/9/1999	3	Minnesota	Indianapolis, IN	FA '25
69	Pearl, Julian	OT	6-6	325	10/6/1999	1	Illinois	Danville, IL	FA '25
68	Peat, Andrus	G	6-7	316	11/4/1993	11	Stanford	Tempe, AZ	FA '25
42	Pierre, James	CB	6-2	185	9/16/1996	6	Florida Atlantic	Deerfield Beach, FL	FA '24
39	Porter, Daryl	DB	5-10	185	2/3/2002	R	Miami	Fort Lauderdale, FL	FA '25
24	Porter Jr., Joey	CB	6-2	193	7/26/2000	3	Penn State	Bakersfield, CA	D2a '24
6	Queen, Patrick	LB	6-0	230	8/13/1999	6	LSU	Ventress, LA	FA '23
5	Ramsey, Jalen	CB	6-1	208	10/24/1994	10	Florida State	Smyrna, TN	TR '25 (MIA)
93	Robinson, Mark	LB	5-11	235	8/14/1999	4	Mississippi	Leesburg, GA	D7a '22

8	Rodgers, Aaron	QB	6-2	223	12/2/1983	21	California	Chico, CA	FA '25
2	Rudolph, Mason	QB	6-5	235	6/17/1995	8	Oklahoma State	Rock Hill, SC	FA '25
29	Sauls, Ben	K	5-10	185	7/31/2001	R	Pittsburgh	Tipp City, OH	UDFA '25
33	Sawyer, Jack	LB	6-5	260	5/6/2002	R	Ohio State	Pickerington, OH	D4 '25
64	Scharping, Max	G	6-6	325	8/10/1996	7	Northern Illinois	Green Bay, WI	PS '24 (WAS)
27	Sermon, Trey	RB	6-0	215	1/30/1999	5	Ohio State	Marietta, GA	FA '25
73	Seumalo, Isaac	OL	6-4	303	10/29/1993	10	Oregon State	Corvallis, OR	FA '23
15	Skowronek, Ben	WR	6-3	224	6/27/1997	5	Notre Dame	Fort Wayne, IN	FA '24
23	Slay, Darius	CB	6-0	190	1/1/1991	13	Mississippi State	Brunswick, GA	FA '25
81	Smith, Jonnu	TE	6-3	248	8/22/1995	9	FIU	Ocala, FL	TR '25 (MIA)
17	Thompson, Skylar	QB	6-2	210	6/4/1997	4	Kansas State	Independence, MO	FA '25
22	Thornhill, Juan	S	6-0	205	10/19/1995	7	Virginia	Altavista, VA	FA '25
27	Trice Jr., Cory	CB	6-3	206	5/30/2000	2	Purdue	Hopkinsville, KY	D7a '23
38	Victor, Mikey	DB	6-3	209	11/19/1999	1	Alabama State	Pomona, CA	FA '25
3	Waitman, Corliss	P	6-2	210	7/21/1995	4	South Alabama	Milton, FL	FA '24
78	Warren, Gareth	OT	6-6	333	8/5/2003	R	Lindenwood	Kailua Kona, HI	FA '25
30	Warren, Jaylen	RB	5-8	215	11/1/1998	4	Oklahoma State	Cottonwoods Heights, UT	UDFA '22
80	Washington, Darnell	TE	6-7	264	8/17/2001	2	Georgia	Las Vegas, NV	D3 '23
90	Watt, T. J.	LB	6-4	252	10/11/1994	9	Wisconsin	Pewaukee, WI	D1 '17
45	Welschhof, Julius	LB	6-6	265	3/12/1997	2	Charlotte	Miesbach, Bavaria, Germany	FA '24
71	Williams, Aiden	G	6-5	311	8/31/2000	R	Minnesota-Duluth	Anchorage, AK	UDFA '25
85	Williams, Ke'Shawn	WR	5-9	186	12/27/2001	R	Indiana	Philadelphia, PA	UDFA '25
41	Wilson, Payton	LB	6-4	242	4/21/2000	2	North Carolina State	Hillsborough, NC	D3b '24
10	Wilson, Roman	WR	6-0	192	6/19/2001	1	Michigan	Maui, HI	D3a '24
16	Woods, Robert	WR	6-0	193	4/10/1992	13	Southern Cal	Gardena, CA	FA '25
6	Woodside, Logan	QB	6-1	210	1/27/1995	5	Toledo	Frankfort, KY	FA '25

Injured Reserve

94	Lowry, Dean	DL	6-6	296	6/9/1994	10	Northwestern	Rockford, IL	FA '24
89	Parham Jr., Donald	TE	6-8	237	8/16/1997	5	Stetson	Lakeland, FL	FA '25

COACHING STAFF**HEAD COACH:** Mike Tomlin**ASSISTANTS:**

Teryl Austin (Defensive Coordinator); Arthur Smith (Offensive Coordinator); Danny Smith (Special Teams Coordinator); Gerald Alexander (Defensive Backs); Tom Arth (Quarterbacks); Zach Azzanni (Wide Receivers); Karl Dunbar (Defensive Line); Eddie Faulkner (Running Backs); Denzel Martin (Outside Linebackers); Scott McCurley (Inside Linebackers); Pat Meyer (Offensive Line); Alfredo Roberts (Tight Ends); Isaac Williams (Assistant Offensive Line); Jason Brooks (Defensive Quality Control); Luke Smith (Defensive Quality Control/Special Teams); Mateo Kambui (Offensive Assistant); Matt Baker (Offensive Assistant); Anthony Midget (Assistant Secondary); Garrett Giemont (Senior Coaching Assistant); Phil Matusz (Head Strength & Conditioning Coach); Justus Galac (Assistant Strength & Conditioning Coach); Roderick Moore (Sports Science Coordinator/Strength & Conditioning); Tyler Judkins (Assistant Strength & Conditioning Coach)



NO.	NAME	POS	HT	WT	DOB	EXP	COLLEGE	HOMETOWN	HOW ACQ
Active (91)									
2	Rodolph, Mason	QB	6-5	235	6/17/1995	8	Oklahoma State	Rock Hill, SC	FA '25
3	Waitman, Corliss	P	6-2	210	7/21/1995	4	South Alabama	Milton, FL	FA '24
4	Metcalfe, DK	WR	6-4	235	12/14/1997	7	Mississippi	Oxford, MS	TR '25 (SEA)
5	Johnston, Cameron	P	5-11	194	2/24/1992	8	Ohio State	Geelong, Australia	FA '24
5	Ramsey, Jalen	CB	6-1	208	10/24/1994	10	Florida State	Smyrna, TN	TR '25 (MIA)
6	Queen, Patrick	LB	6-0	230	8/13/1999	6	LSU	Ventress, LA	FA '24
6	Woodside, Logan	QB	6-1	210	1/27/1995	5	Toledo	Frankfort, KY	FA '25
8	Rodgers, Aaron	QB	6-2	223	12/2/1983	21	California	Chico, CA	FA '25
9	Boswell, Chris	K	6-2	185	3/16/1991	11	Rice	Fort Worth, TX	FA '15
10	Wilson, Roman	WR	6-0	192	6/19/2001	1	Michigan	Maui, HI	D3a '24
11	Johnson, Brandon	WR	6-2	195	7/26/1998	3	Central Florida	Fort Lauderdale, FL	FA '24
13	Miller, Scotty	WR	5-9	174	7/31/1997	7	Bowling Green	Barrington, IL	FA '25
14	Gainwell, Kenneth	RB	5-9	200	3/14/1999	5	Memphis	Yazoo City, MS	FA '25
15	Skowronek, Ben	WR	6-3	224	6/27/1997	5	Notre Dame	Fort Wayne, IN	FA '24
16	Woods, Robert	WR	6-0	193	4/10/1992	13	Southern Cal	Gardena, CA	FA '25
17	Jamison, D'Shawn	CB	5-10	185	6/4/1999	2	Texas	Houston, TX	FA '24
17	Thompson, Skylar	QB	6-2	210	6/4/1997	4	Kansas State	Independence, MO	FA '25
18	Howard, Will	QB	6-4	235	9/24/2001	R	Ohio State	Downingtown, PA	D6 '25
19	Austin III, Calvin	WR	5-9	162	3/24/1999	3	Memphis	Memphis, TN	D4 '22
20	Johnson, Kaleb	RB	6-1	224	8/14/2003	R	Iowa	Hamilton, OH	D3 '25
21	Clark, Chuck	S	6-0	205	4/19/1995	8	Virginia Tech	Suffolk, VA	FA '25
22	Thornhill, Juan	S	6-0	205	10/19/1995	7	Virginia	Altavista, VA	FA '25
23	Slay, Darius	CB	6-0	190	1/1/1991	13	Mississippi State	Brunswick, GA	FA '25
24	Porter Jr., Joey	CB	6-2	193	7/26/2000	3	Penn State	Bakersfield, CA	D2a '23
25	Elliott, DeShon	S	6-1	210	4/21/1997	8	Texas	Dallas, TX	FA '24
26	Echols, Brandin	CB	5-10	179	10/16/1997	5	Kentucky	Southaven, MS	FA '25
27	Trice Jr., Cory	CB	6-3	206	5/30/2000	2	Purdue	Hopkinsville, KY	D7a '23
27	Sermon, Trey	RB	6-0	215	1/30/1999	5	Ohio State	Marietta, GA	FA '25
28	Killebrew, Miles	S	6-2	222	5/10/1993	10	Southern Utah	Henderson, NV	FA '22
29	Castro, Sebastian	DB	5-11	203	10/14/2000	R	Iowa	Oak Lawn, IL	UDFA '25
29	Sauls, Ben	K	5-10	185	7/31/2001	R	Pittsburgh	Tipp City, OH	UDFA '25
30	Warren, Jaylen	RB	5-8	215	11/1/1998	4	Oklahoma State	Cottonwoods Heights, UT	UDFA '22
31	Bishop Jr., Beanie	CB	5-10	184	12/17/1999	2	West Virginia	Louisville, KY	UDFA '24
33	Sawyer, Jack	LB	6-5	260	5/6/2002	R	Ohio State	Pickerington, OH	D4 '25
34	Kent, Donte	CB	5-10	189	9/28/2001	R	Central Michigan	Harrisburg, PA	D7b '25
34	Hurleman, Max	RB	5-11	200	10/19/2001	R	Notre Dame	Wyomissing, PA	UDFA '25
35	Johnson, Quindell	S	6-1	205	11/5/1999	2	Memphis	New Orleans, LA	FA '25
35	Nichols, Lew	RB	5-10	220	8/16/2001	1	Central Michigan	Detroit, MI	FA '25
37	McMichael, Kyler	CB	6-0	202	3/22/2000	3	North Carolina	Atlanta, GA	FA '25
38	Hull, Evan	RB	5-10	209	10/26/2000	3	Northwestern	Maple Grove, MN	FA '25
38	Victor, Mikey	DB	6-3	209	11/19/1999	1	Alabama State	Pomona, CA	FA '25
39	Porter, Daryl	DB	5-10	185	2/3/2002	R	Miami	Fort Lauderdale, FL	FA '25
40	Alexander, Kam	CB	5-11	183	10/27/2000	R	Oregon	Manvel, TX	FA '25
41	Wilson, Payton	LB	6-4	242	4/21/2000	2	North Carolina State	Hillsborough, NC	D3b '24
42	Pierre, James	CB	6-2	185	9/16/1996	6	Florida Atlantic	Deerfield Beach, FL	FA '24
44	Bruener, Carson	LB	6-2	226	6/6/2001	R	Washington	Woodinville, WA	D7a '25
45	Welschof, Julius	LB	6-6	265	3/12/1997	2	Charlotte	Miesbach, Bavaria, Germany	FA '24
46	Kuntz, Christian	LS	6-1	228	4/13/1994	5	Duquesne	Pittsburgh, PA	FA '20
48	McQuaide, Jake	LS	6-2	235	7/7/1987	15	Ohio State	Cincinnati, OH	FA '25
50	Harrison, Malik	LB	6-3	255	3/5/1998	6	Ohio State	Columbus, OH	FA '25
51	Herbig, Nick	LB	6-2	240	11/21/2001	3	Wisconsin	Kauai, HI	D4 '23
53	Leota, Eku	LB	6-4	257	5/11/1999	2	Auburn	Asheville, NC	FA '24
54	Frazier, Zach	C	6-3	310	8/29/2001	2	West Virginia	Fairmont, WV	D2 '24
55	Holcomb, Cole	LB	6-1	240	7/30/1996	6	North Carolina	New Smyrna Beach, FL	FA '23
56	Highsmith, Alex	LB	6-4	242	8/7/1997	6	Charlotte	Wilmington, NC	D3 '20
60	Cook, Dylan	OT	6-5	305	1/11/1998	3	Montana	Butte, MT	FA '23
62	McCollum, Ryan	C	6-5	300	3/4/1998	4	Texas A&M	Spring, TX	W '22 (DET)
64	Scharping, Max	G	6-6	325	8/10/1996	7	Northern Illinois	Green Bay, WI	PS '24 (WAS)
65	Baugh, Kyler	DT	6-3	295	11/28/2001	1	Minnesota	Talihina, OK	FA '25
66	McCormick, Mason	G	6-5	315	5/25/2000	2	South Dakota State	Sioux Falls, SD	D4 '24
67	Anderson, Calvin	OL	6-5	305	3/25/1996	6	Texas	Austin, TX	FA '24
68	Peat, Andrus	G	6-7	316	11/4/1993	11	Stanford	Tempe, AZ	FA '25
69	Davis, Dominique	DT	6-2	330	2/28/1996	3	UNC Pembroke	Laurinburg, NC	FA '25
69	Pearl, Julian	OT	6-6	325	10/6/1999	1	Illinois	Danville, IL	FA '25
71	Williams, Aiden	G	6-5	311	8/31/2000	R	Minnesota-Duluth	Anchorage, AK	UDFA '25



72	Nester, Doug	OT	6-6	306	8/7/2000	1	West Virginia	Kenova, WV	FA '24
72	Otomewo, Esezi	DT	6-5	282	3/9/1999	3	Minnesota	Indianapolis, IN	FA '25
73	Seumalo, Isaac	OL	6-4	303	10/29/1993	10	Oregon State	Corvallis, OR	FA '23
74	Anderson, Spencer	OL	6-5	305	6/7/2000	3	Maryland	Bowie, MD	D7b '23
76	Fautanu, Troy	OT	6-4	317	10/11/2000	1	Washington	Henderson, NV	D1 '24
77	Jones, Broderick	OT	6-5	311	5/16/2001	3	Georgia	Lithonia, GA	D1 '23
78	Black, Yahya	DL	6-5	330	4/21/2002	R	Iowa	Marshall, MN	D5 '25
78	Warren, Gareth	OT	6-6	333	8/5/2003	R	Lindenwood	Kailua Kona, HI	FA '25
79	Jones, Steven	OL	6-5	342	9/6/2000	1	Oregon	Temecula, CA	FA '25
80	Washington, Darnell	TE	6-7	264	8/17/2001	2	Georgia	Las Vegas, NV	D3 '23
81	Smith, Jonnu	TE	6-3	248	8/22/1995	9	FIU	Ocala, FL	TR '25 (MIA)
82	McCutcheon, Lance	WR	6-3	202	2/28/1999	3	Montana State	Bozeman, MT	FA '25
83	Heyward, Connor	TE	6-0	230	1/22/1999	4	Michigan State	Duluth, GA	D6 '22
84	Foelsch, Kevin	TE	6-4	250	4/13/2001	R	New Haven	Ramsey, NJ	FA '25
85	Williams, Ke'Shawn	WR	5-9	186	12/27/2001	R	Indiana	Philadelphia, PA	UDFA '25
87	Galbreath, JJ	TE	6-4	231	8/5/2001	R	South Dakota	Arvada, CO	UDFA '25
88	Freiermuth, Pat	TE	6-5	258	10/25/1998	5	Penn State	Merrimac, MA	D2 '21
90	Watt, T.J.	LB	6-4	252	10/11/1994	9	Wisconsin	Pewaukee, WI	D1 '17
91	Lee, Logan	DL	6-5	291	6/12/2000	1	Iowa	Orion, IL	D6a '24
92	Loudermilk, Isaiahh	DT	6-7	293	10/10/1997	5	Wisconsin	Howard, KS	D5 '21
93	Robinson, Mark	LB	5-11	235	8/14/1999	4	Mississippi	Leesburg, GA	D7a '22
95	Benton, Keeanu	DT	6-4	309	7/17/2001	3	Wisconsin	Janesville, WI	D2b '23
96	Ekuale, Daniel	DT	6-3	310	1/13/1994	7	Washington State	Pago Pago, Amer. Samoa	FA '25
97	Heyward, Cameron	DT	6-5	295	5/6/1989	15	Ohio State	Pittsburgh, PA	D1 '11
98	Leal, DeMarvin	DE	6-4	290	7/1/2000	4	Texas A&M	San Antonio, TX	D3 '22
99	Harmon, Derrick	DT	6-4	313	8/3/2003	R	Oregon	Detroit, MI	D1 '25

Injured Reserve (2)

89	Parham Jr., Donald	TE	6-8	237	8/16/1997	5	Stetson	Lakeland, FL	FA '25
94	Lowry, Dean	DL	6-6	296	6/9/1994	10	Northwestern	Rockford, IL	FA '24

COACHING STAFF

HEAD COACH: Mike Tomlin

ASSISTANTS: Teryl Austin (Defensive Coordinator); Arthur Smith (Offensive Coordinator); Danny Smith (Special Teams Coordinator); Gerald Alexander (Defensive Backs); Tom Arth (Quarterbacks); Zach Azzanni (Wide Receivers); Karl Dunbar (Defensive Line); Eddie Faulkner (Running Backs); Denzel Martin (Outside Linebackers); Scott McCurley (Inside Linebackers); Pat Meyer (Offensive Line); Alfredo Roberts (Tight Ends); Isaac Williams (Assistant Offensive Line); Jason Brooks (Defensive Quality Control); Luke Smith (Defensive Quality Control/Special Teams); Mateo Kambui (Offensive Assistant); Matt Baker (Offensive Assistant); Anthony Midget (Assistant Secondary); Garrett Giemont (Senior Coaching Assistant); Phil Matusz (Head Strength & Conditioning Coach); Justus Galac (Assistant Strength & Conditioning Coach); Roderick Moore (Sports Science Coordinator/Strength & Conditioning); Tyler Judkins (Assistant Strength & Conditioning Coach)



QUARTERBACKS (5)

2 Mason Rudolph	QB	6 Logan Woodside	QB
8 Aaron Rodgers	QB	17 Skylar Thompson	QB
18 Will Howard	QB		

RUNNING BACKS (7)

14 Kenneth Gainwell	RB	20 Kaleb Johnson	RB
27 Trey Sermon	RB	30 Jaylen Warren	RB
34 Max Hurlleman	RB	35 Lew Nichols	RB
38 Evan Hull	RB		

WIDE RECEIVERS (9)

4 DK Metcalf	WR	10 Roman Wilson	WR
11 Brandon Johnson	WR	13 Scotty Miller	WR
15 Ben Skowronek	WR	16 Robert Woods	WR
19 Calvin Austin III	WR	82 Lance McCutcheon	WR
85 Ke'Shawn Williams	WR		

TIGHT ENDS (6)

80 Darnell Washington	TE	81 Jonnu Smith	TE
83 Connor Heyward	TE	84 Kevin Foelsch	TE
87 JJ Galbreath	TE	88 Pat Freiermuth	TE

OFFENSIVE LINE (16)

54 Zach Frazier	C	60 Dylan Cook	OT
62 Ryan McCollum	C	64 Max Scharping	G
66 Mason McCormick	G	67 Calvin Anderson	OL
68 Andrus Peat	G	69 Julian Pearl	OT
71 Aiden Williams	G	72 Doug Nester	OT
73 Isaac Seumalo	OL	74 Spencer Anderson	OL
76 Troy Fautanu	OT	77 Broderick Jones	OT
78 Gareth Warren	OT	79 Steven Jones	OL

LINEBACKERS (12)

6 Patrick Queen	LB	33 Jack Sawyer	LB
41 Payton Wilson	LB	44 Carson Bruener	LB
45 Julius Welschof	LB	50 Malik Harrison	LB
51 Nick Herbig	LB	53 Eku Leota	LB
55 Cole Holcomb	LB	56 Alex Highsmith	LB
90 T.J. Watt	LB	93 Mark Robinson	LB

DEFENSIVE BACKS (19)

5 Jalen Ramsey	CB	17 D'Shawn Jamison	CB
21 Chuck Clark	S	22 Juan Thornhill	S
23 Darius Slay	CB	24 Joey Porter Jr.	CB
25 DeShon Elliott	S	26 Brandin Echols	CB
27 Cory Trice Jr.	CB	28 Miles Killebrew	S
29 Sebastian Castro	DB	31 Beanie Bishop Jr.	CB
34 Donte Kent	CB	35 Quindell Johnson	S
37 Kyler McMichael	CB	38 Mikey Victor	DB
39 Daryl Porter	DB	40 Kam Alexander	CB
42 James Pierre	CB		

DEFENSIVE LINE (11)

65 Kyler Baugh	DT	69 Dominique Davis	DT
72 Ezezi Otomewo	DT	78 Yahya Black	DL
91 Logan Lee	DL	92 Isaiahh Loudermilk	DT
95 Keanu Benton	DT	96 Daniel Ekuale	DT
97 Cameron Heyward	DT	98 DeMarvin Leal	DE
99 Derrick Harmon	DT		

SPECIALISTS (6)

3 Corliss Waitman	P	5 Cameron Johnston	P
9 Chris Boswell	K	29 Ben Sauls	K
46 Christian Kuntz	LS	48 Jake McQuaide	LS



YEAR	DRAFTEES (29)	FREE AGENTS (48)	COLLEGE FREE AGENTS (8)	TRADES/WAIVERS (4)	PRACTICE SQUAD (1)	
2025	DT Derrick Harmon (1)	CB Kam Alexander (FA '25)	DB Sebastian Castro (UDFA '25)	WR DK Metcalf (TR '25 SEA)		
	RB Kaleb Johnson (3)	DT Kyler Baugh (FA '25)		CB Jalen Ramsey (TR '25)		
	LB Jack Sawyer (4)	S Chuck Clark (FA '25)	TE JJ Galbreath (UDFA '25)	MIA)		
	DL Yahya Black (5)	DT Dominique Davis (FA '25)	RB Max Hurlleman (UDFA '25)	TE Jonnu Smith (TR '25 MIA)		
	QB Will Howard (6)	CB Brandin Echols (FA '25)	K Ben Sauls (UDFA '25)			
	LB Carson Bruener (7a)	DT Daniel Ekuale (FA '25)	G Aiden Williams (UDFA '25)			
	CB Donte Kent (7b)	RB Kenneth Gainwell (FA '25)	WR Ke'Shawn Williams (UDFA '25)			
		LB Malik Harrison (FA '25)				
		RB Evan Hull (FA '25)				
		S Quindell Johnson (FA '25)				
		OL Steven Jones (FA '25)				
		WR Lance McCutcheon (FA '25)				
		CB Kyler McMichael (FA '25)				
		LS Jake McQuaide (FA '25)				
		WR Scotty Miller (FA '25)				
		RB Lew Nichols (FA '25)				
		DT Esezi Otomewo (FA '25)				
		OT Julian Pearl (FA '25)				
		G Andrus Peat (FA '25)				
		DB Daryl Porter (FA '25)				
		QB Aaron Rodgers (FA '25)				
		QB Mason Rudolph (FA '25)				
		RB Trey Sermon (FA '25)				
		CB Darius Slay (FA '25)				
		QB Skylar Thompson (FA '25)				
		S Juan Thornhill (FA '25)				
		DB Mikey Victor (FA '25)				
		OT Gareth Warren (FA '25)				
		WR Robert Woods (FA '25)				
		QB Logan Woodside (FA '25)				
	2024	OT Troy Fautanu (1)	OL Calvin Anderson (FA '24)	CB Beanie Bishop Jr. (UDFA '24)		G Max Scharping (PS '24 WAS)
		C Zach Frazier (2)	S DeShon Elliott (FA '24)			
		WR Roman Wilson (3a)	CB D'Shawn Jamison (FA '24)			
LB Payton Wilson (3b)		WR Brandon Johnson (FA '24)				
G Mason McCormick (4)		P Cameron Johnston (FA '24)				
DL Logan Lee (6a)		LB Eku Leota (FA '24)				
		OT Doug Nester (FA '24)				
		CB James Pierre (FA '24)				
		LB Patrick Queen (FA '24)				
		WR Ben Skowronek (FA '24)				
		P Corliss Waitman (FA '24)				
	LB Julius Welschhof (FA '24)					
2023	OT Broderick Jones (1)	OT Dylan Cook (FA '23)				
	CB Joey Porter Jr. (2a)	LB Cole Holcomb (FA '23)				
	DT Keanu Benton (2b)	OL Isaac Seumalo (FA '23)				
	TE Darnell Washington (3)					
	LB Nick Herbig (4)					
CB Cory Trice Jr. (7a)						
OL Spencer Anderson (7b)						
2022	DE DeMarvin Leal (3)	S Miles Killebrew (FA '22)	RB Jaylen Warren (UDFA '22)	C Ryan McCollum (W '22 DET)		
	WR Calvin Austin III (4)					
	TE Connor Heyward (6)					
	LB Mark Robinson (7a)					
2021	TE Pat Freiermuth (2)					
	DT Isaiahh Loudermilk (5)					
2020	LB Alex Highsmith (3)	LS Christian Kuntz (FA '20)				
2017	LB T.J. Watt (1)					
2015		K Chris Boswell (FA '15)				
2011	DT Cameron Heyward (1)					



OFFENSE						
LT	77 Broderick Jones	67 Calvin Anderson	79 Steven Jones	69 Julian Pearl		
LG	73 Isaac Seumalo	74 Spencer Anderson				
C	54 Zach Frazier	62 Ryan McCollum				
RG	66 Mason McCormick	64 Max Scharping	<u>71 Aiden Williams</u>			
RT	76 Troy Fautanu	68 Andrus Peat	60 Dylan Cook	72 Doug Nester	78 Gareth Warren	
TE	88 Pat Freiermuth	-or- 81 Jonnu Smith				
TE	80 Darnell Washington	83 Connor Heyward	<u>87 JJ Galbreath</u>	84 Kevin Foelsch		
RB	30 Jaylen Warren	14 Kenneth Gainwell	<u>20 Kaleb Johnson</u>	27 Trey Sermon	38 Evan Hull	35 Lew Nichols
FB	83 Connor Heyward					
QB	8 Aaron Rodgers	2 Mason Rudolph	<u>18 Will Howard</u>	17 Skylar Thompson	6 Logan Woodside	
WR	19 Calvin Austin III	16 Robert Woods	10 Roman Wilson	11 Brandon Johnson	<u>85 Ke'Shawn Williams</u>	
WR	4 DK Metcalf	13 Scotty Miller	15 Ben Skowronek	<u>34 Max Hurlman</u>	82 Lance McCutcheon	

DEFENSE						
DT	97 Cameron Heyward	92 Isaiahh Loudermilk	72 Ezezi Otomewo			
NT	95 Keanu Benton	96 Daniel Ekuale	<u>78 Yahya Black</u>	69 Dominique Davis		
DE	<u>99 Derrick Harmon</u>	91 Logan Lee	65 Kyler Baugh			
LOLB	90 T.J. Watt	<u>33 Jack Sawyer</u>	-or- 98 DeMarvin Leal	45 Julius Welschof		
LILB	6 Patrick Queen	50 Malik Harrison				
RILB	41 Payton Wilson	55 Cole Holcomb	93 Mark Robinson	<u>44 Carson Bruener</u>		
ROLB	56 Alex Highsmith	51 Nick Herbig	53 Eku Leota			
LCB	23 Darius Slay	27 Cory Trice Jr.	<u>39 Daryl Porter</u>	38 Mikey Victor		
FS	22 Juan Thornhill	28 Miles Killebrew	35 Quindell Johnson			
SS	25 DeShon Elliott	21 Chuck Clark	<u>29 Sebastian Castro</u>			
RCB	24 Joey Porter Jr.	26 Brandin Echols	42 James Pierre	37 Kyler McMichael	<u>40 Kam Alexander</u>	
NCB	5 Jalen Ramsey	31 Beanie Bishop Jr.	<u>34 Donte Kent</u>	17 D'Shawn Jamison		

SPECIALISTS						
P	3 Corliss Waitman	-or- 5 Cameron Johnston				
K	9 Chris Boswell	<u>29 Ben Sauts</u>				
LS	46 Christian Kuntz	48 Jake McQuaide				
H	3 Corliss Waitman	-or- 5 Cameron Johnston				
KOR	14 Kenneth Gainwell	30 Jaylen Warren				
PR	19 Calvin Austin III	13 Scotty Miller				

PRONUNCIATION GUIDE			
Keanu Benton	Key-AH-knew	DeMarvin Leal	lee-AL
Yahya Black	WHY-yay	Eku Leota	EK-oo lee-OH-tuh
Brandin Echols	eck-ELS	Jake McQuaide	Mc-KWAYD
Daniel Ekuale	ee-QWALL-lay	Ezezi Otomewo	eh-SAY-zee oh-TOE-may-woh
Troy Fautanu	Fow-TAWN-oo	Andrus Peat	ANN-druss / PEET
Pat Freiermuth	Friar-mooth	Isaac Seumalo	say-uh-MAH-low
Miles Killebrew	KILLA-brew	Ben Skowronek	skuh-RON-ick
Christian Kuntz	KOONTZ	Jonnu Smith	JAH-new



**KAM
ALEXANDER**

CB

HEIGHT: 5-11

WEIGHT: 183

BORN: October 27, 2000

COLLEGE: Oregon

HOW ACQUIRED: FA '25

NFL EXPERIENCE: R

BIRTHPLACE: Manvel, TX

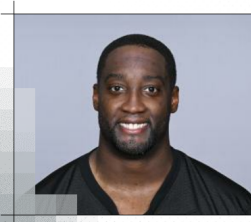


TRANSACTIONS:

07/21/25: Signed by Seattle as a UDFA
 08/11/25: Released by Seattle

COLLEGE: One-year contributor at Oregon in 2024 after transferring from UTSA. Played in 11 games with one interception and four tackles, earning a 75.3 coverage grade from Pro Football Focus. Sealed Oregon's shutout win at Purdue with a late-game interception. Started nine games at UTSA in 2023, earning first-team All-AAC honors and Frisco Bowl Defensive MVP. Tallied 34 tackles, two interceptions, and 17 passes defended—tied for fifth nationally. Posted an 82.1 PFF coverage grade. Spent four seasons at Sam Houston (2019–22), appearing in 32 games. Helped team win 2020 FCS National Championship. Totaled 52 tackles, four interceptions, 15 pass breakups, and a forced fumble. Also contributed as a kick returner. Appeared in 56 career games across three programs.

PERSONAL: Standout defensive back and kick returner at Manvel High School. Unanimous all-district selection and regional qualifier in the long jump. Clocked a 4.39 in the 40-yard dash.



CALVIN ANDERSON

OL
HEIGHT: 6-5
WEIGHT: 305
BORN: March 25, 1996
COLLEGE: Texas

HOW ACQUIRED: FA '24
NFL EXPERIENCE: 6th year
BIRTHPLACE: Austin, TX



PRO CAREER

- ✦ Has played in 50 regular-season games (14 starts) in five-year NFL career (Denver 2020-22, New England 2023, Pittsburgh 2022-24)

2024 (STEELERS)

- ✦ Played in four regular-season games (no starts)
- ✦ Part of an offensive line that blocked for Najee Harris' season-high 114 rushing yards in the Week 6 win at Las Vegas

2023 (PATRIOTS)

- ✦ Saw action in five games (two starts)
- ✦ Played every offensive snap in Week 1 vs. Philadelphia and Week 2 vs. Miami

2022 (BRONCOS)

- ✦ Played in 14 games and made a career-best seven starts, contributing on the offensive line and on special teams
- ✦ Did not miss an offensive snap in six straight games from Week 8, 10-14

2021 (BRONCOS)

- ✦ Played in 11 games with three starts, assisting on the offensive line and special teams
- ✦ Played every offensive snap in the Week 9 win at Dallas, paving way for Javonte Williams and Melvin Gordon to rush for 190 yards on the afternoon

2020 (BRONCOS)

- ✦ Played in 16 games with two starts in his rookie season
- ✦ Made his first NFL start in Week 10 vs. Las Vegas and played every offensive snap

TRANSACTIONS

- ✦ Signed a two-year contract extension with Pittsburgh on April 7, 2025
- ✦ Signed a to the active roster by Pittsburgh on September 24, 2024
- ✦ Released by New England on August 30, 2024
- ✦ Signed a two-year contract with New England on March 15, 2023
- ✦ Signed a one-year extension with Denver on March 14, 2022
- ✦ Signed to the active roster by Denver from N.Y. Jets practice squad on October 1, 2019
- ✦ Released by N.Y. Jets on August 31, 2019
- ✦ Acquired via waivers by N.Y. Jets from New England on May 14, 2019
- ✦ Released by New England on May 13, 2019
- ✦ Signed as an undrafted free agent by New England on May 2, 2019

PERSONAL

- ✦ Attended Westlake H.S. (Westlake, Texas), where he was named to the preseason All-Central Texas team by the Austin American-Statesman as a senior defensive end in 2013
- ✦ Attended Georgetown H.S. (Georgetown, Texas), where as a junior in 2012 was tabbed second-team All-District 17-4A as an offensive tackle
- ✦ Helped Georgetown to a 15-1 overall record, including a 7-0 district mark and a district title, and an appearance in the 4A Division 1 state title game
- ✦ Earned an undergraduate degree in mathematical economics with a business minor from Rice University
- ✦ Son of DeVry and Keiko Anderson
- ✦ Has two sisters, Jasmine Anderson and Camille Griffin
- ✦ Born in Philadelphia, Pa.
- ✦ Father, DeVry, played football at Army
- ✦ Grandfather played professional tennis
- ✦ Played basketball and tennis in high school and marched center snare in the drumline
- ✦ Can solve a rubics cube behind his back

COLLEGE

- ✦ Played one season at Texas (2018), where he played in and started all 14 games and was named honorable mention All-Big 12
- ✦ Graduate transfer offensive lineman who came to Texas after starting for three seasons at Rice (2014-17)
- ✦ Played in the NFLPA Collegiate Bowl
- ✦ Started at left tackle in the win over USC and contributed to 160 rushing yards and 234 passing yards
- ✦ Helped the Longhorns to 437 total yards in the Big 12 Championship Game against Oklahoma
- ✦ Started at left tackle in the Longhorns 28-21 win over Georgia in the Allstate Sugar Bowl
- ✦ Two-time All-Conference USA selection at Rice
- ✦ Started all 36 games in which he played during his career with the Owls
- ✦ Honorable mention All-C-USA in 2017 by the league's coaches
- ✦ Part of an offense that ranked second in the conference and 38th nationally in rushing offense with an average of 187.0 yards/game as a junior
- ✦ Rated as one of the top offensive linemen in the nation in pass blocking efficiency by Pro Football Focus
- ✦ Earned honorable mention All-C-USA honors by the league's coaches in 2016

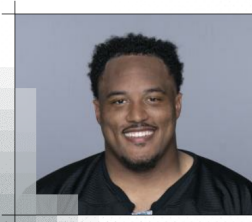


CALVIN ANDERSON'S NFL REGULAR SEASON STATISTICS

DATE	TEAM	GP	GS
2019	Jets	0	0
Went from N.Y. Jets to Denver .			
2019	Broncos	0	0
2019	TOTAL	0	0
2020	Broncos	16	2
2021	Broncos	11	3
2022	Broncos	14	7
2023	Patriots	5	2
2024	Patriots	0	0
Went from New England to Pittsburgh .			
2024	Steelers	4	0
2024	TOTAL	4	0
NFL TOTALS		50	14

CALVIN ANDERSON'S NFL POSTSEASON STATISTICS

DATE	TEAM	GP	GS
2024	Steelers	1	0
NFL TOTALS		1	0



SPENCER ANDERSON

OL

HEIGHT: 6-5
 WEIGHT: 305
 BORN: June 7, 2000
 COLLEGE: Maryland

HOW ACQUIRED: D7h '23
 NFL EXPERIENCE: 3rd year
 BIRTHPLACE: Bowie, MD



PRO CAREER

- ✦ Has played in 25 regular-season games (four starts) in his two-year NFL career (Pittsburgh 2023)
- ✦ Made NFL debut in Week 4 of 2023 (at Houston)
- ✦ Made the first start of his career in Week 1 of 2024 (at Atlanta)

2024 (STEELERS)

- ✦ Played in all 17 games with four starts, contributing on the offensive line and special teams
- ✦ Started at left guard in Weeks 1-3, marking the first starts of his NFL career (W at Atlanta, W at Denver, W vs. L.A. Chargers)
- ✦ Made his first career start at tackle in the Week 11 win vs. Baltimore

2023 (STEELERS)

- ✦ Played in eight regular-season games (no starts), primarily on special teams

TRANSACTIONS

- ✦ Signed four-year contract with Pittsburgh on May 13, 2023
- ✦ Drafted by the Steelers in the seventh round (251st overall) of the 2023 NFL Draft

PERSONAL

- ✦ A consensus three-star recruit across all major recruiting outlets
- ✦ Rated the 16th overall player in the state of Maryland by 247sports.com
- ✦ Honorable Mention All-Metro selection as a senior
- ✦ Received offers from North Carolina, Pitt, and Wake Forest
- ✦ Coached by Keita Malloy
- ✦ Son of Robert and Anita Anderson
- ✦ Father played football at Howard University
- ✦ Has one older brother
- ✦ Undefeated on the chess team at his school
- ✦ Cousin of professional basketball player Harry Giles
- ✦ Graduated with a degree in Business and Management

COLLEGE


- ✦ Appeared in 45 games (42 starts) at Maryland (2018-22)
- ✦ 2022 Pro Football Focus Preseason All-Big Ten second team
- ✦ 2022 East-West Shrine Bowl 1000
- ✦ 2021 All-Big Ten honorable mention
- ✦ 2020-21 Big Ten Distinguished Scholar
- ✦ Started all 13 games on the offensive line, 12 at right guard and one at right tackle in 2022
- ✦ Blocked for a Maryland passing offense that ranked third in the Big Ten in 2022 by averaging 259.8 yards per game in the air

SPENCER ANDERSON'S NFL REGULAR SEASON STATISTICS

DATE	TEAM	GP	GS
2023	Steelers	8	0
2024	Steelers	17	4
NFL TOTALS		25	4

SPENCER ANDERSON'S NFL POSTSEASON STATISTICS

DATE	TEAM	GP	GS
2023	Steelers	1	0
2024	Steelers	1	1
NFL TOTALS		2	1



CALVIN AUSTIN III

JNR

HEIGHT: 5-9
WEIGHT: 162
BORN: March 24, 1999
COLLEGE: Memphis

HOW ACQUIRED: D4 '22
NFL EXPERIENCE: 3rd year
BIRTHPLACE: Memphis, TN



PRO CAREER

- ✦ Has played in 34 regular-season games (nine starts) in three-year NFL career (Pittsburgh 2022-24)
- ✦ Has registered 53 receptions for 728 yards (13.7 avg.) and five TDs
- ✦ Has rushed 11 times for 57 yards and one TD
- ✦ Has returned 57 punts for 538 yards (9.4 avg.) and one TD
- ✦ Recorded a 73-yard punt return for TD in Week 8 of 2024 vs. N.Y. Giants
- ✦ Named AFC Special Teams Player of the Week for his performance in Week 8 vs. N.Y. Giants (Monday Night Football)
- ✦ His punt return for TD was the Steelers first since Dontae Johnson (85 yards) vs. Arizona on Dec. 8, 2019
- ✦ First punt return for TD by Pittsburgh at home since Antonio Brown (71 yards) vs. Indianapolis on Dec. 6, 2015
- ✦ Third player to register a TD catch and punt return TD on Monday Night Football in the last 20 years (Dez Bryant, Dallas; Devin Hester, Chicago)
- ✦ Only player in the NFL with a TD reception of at least 50 yards and punt return for TD of at least 70 yards on the year
- ✦ One of two players in the League with a TD reception of at least 50 yards and punt return for TD of at least 70 yards in the same season since 2019 (Rashid Shaheed, New Orleans, 2023)
- ✦ Ranks fifth in punt returns (57), sixth in punt-return yards (538) and sixth in punt-return average (9.4) since entering the League in 2023
- ✦ Hauled in a 72-yard TD catch in Week 3 of 2023 at Las Vegas
- ✦ Made NFL debut in Week 1 of 2023 (vs. San Francisco)
- ✦ Made NFL starting debut in Week 5 of 2023 (vs. Baltimore)

2024 (STEELERS)

- ✦ Played in 17 regular-season games (eight starts)
- ✦ Caught 36 passes for 548 yards (15.2 avg.) and four TDs
- ✦ Returned 28 punts for 289 yards (10.3 avg.) and one TD
- ✦ Only player in the NFL with a TD reception of at least 50 yards and punt return for TD of at least 70 yards on the year
- ✦ One of two players in the League with a TD reception of at least 50 yards and punt return for TD of at least 70 yards in the same season since 2019 (Rashid Shaheed, New Orleans, 2023)
- ✦ Recorded a 73-yard punt return for TD in Week 8 of 2024 vs. N.Y. Giants
- ✦ Named AFC Special Teams Player of the Week for his performance in Week 8 vs. N.Y. Giants (Monday Night Football)
- ✦ His punt return for TD was the Steelers first since Dontae Johnson (85 yards) vs. Arizona on Dec. 8, 2019
- ✦ First punt return for TD by Pittsburgh at home since Antonio Brown (71 yards) vs. Indianapolis on Dec. 6, 2015
- ✦ Third player to register a TD catch and punt return TD on Monday Night Football in the last 20 years (Dez Bryant, Dallas; Devin Hester, Chicago)
- ✦ Caught four passes for 95 yards (23.8 avg.), including a 55-yard TD reception from Justin Fields, in the 20-10 Week 3 victory over L.A. Chargers
- ✦ Registered three catches for 54 yards (18.0 avg.), including a 29-yard TD reception from Russell Wilson, in the 26-18 Week 8 victory over N.Y. Giants
- ✦ Caught three passes for 78 yards (26.0 avg.), including a 46-yard reception and 23-yard TD catch from Russell Wilson, in Week 12 at Cleveland
- ✦ Recorded a 23-yard TD reception from Russell Wilson in Week 13 at Cincinnati

2023 (STEELERS)

- ✦ Played in 17 regular-season games (one start)
- ✦ Caught 17 passes for 180 yards (10.6 avg.) and one TD
- ✦ Hauled in a 72-yard TD catch in Week 3 at Las Vegas
- ✦ Rushed for 57 yards on 11 carries (5.2 avg.) and one TD
- ✦ Registered a seven-yard TD run in Week 16 vs. Cincinnati

2022 (STEELERS)

- ✦ Spent the entire season on the Reserve/Injured List

TRANSACTIONS

- ✦ Placed on the Reserve/Injured List on Sept. 1, 2022 and missed the entire season
- ✦ Drafted by Pittsburgh in the fourth round (138th overall) of the 2022 NFL Draft

PERSONAL

- ✦ Three-year member of the varsity squad at Harding Academy in Memphis
- ✦ Led to three straight Tennessee Secondary School Athletic Association (TSSAA) Division II Class A state playoffs appearances
- ✦ Caught 74 passes for 1,513 yards and 24 TDs, rushed for 558 yards and eight TDs, totaled 49 TDs (six by punt return, five by kick return, four by interception return and two by fumble return), and recorded 3,492 all-purpose yards (758 kick return and 541 punt return) and 2,071 total yards
- ✦ Named 2016 Tennessee Titans Mr. Football semifinalist (D2A back), 2016 Tennessee Sports Writers Association (TSWA) D2A All-State first team and 2016 Donovan Stewart D2A All-State
- ✦ Two-time D2A West 1 All-District (2015, 2016)
- ✦ Two-time D2A West 1 Special Teams Player of the Year (2015, 2016)
- ✦ 2016 Toyota East-West All-Star Classic
- ✦ Three time Commercial Appeal Best of Preps pick (2014-16)
- ✦ Nine-time state champion in sprints/relays, seven-time TSWA All-State honoree and set five school records
- ✦ 2015-16, 2016-17 Commercial Appeal Best of Preps Boys Track and Field Athlete of the Year
- ✦ Helped lead the Lions to a TSSAA D2A state championships runner-up finish in 2017
- ✦ Son of Calvin and Mimi Austin



COLLEGE

- ✦ Played in 49 career games at Memphis (2018-21)
- ✦ Caught 156 passes for 2,541 yards (16.3 yards/reception) and 22 TDs
- ✦ Returned 29 punts for 323 yards (11.1 yards/return), including a 94-yard TD
- ✦ Finished his career ranked second all-time in program history in receiving TDs, fourth in receiving yards and fifth in receptions
- ✦ Named first-team All-AAC in both 2020 and 2021
- ✦ Led the Tigers with 74 catches for 1,149 yards and eight TDs in 2021
- ✦ His 1,149 receiving yards rank fifth on the program's single-season list, while his eight TDs tied for 11th
- ✦ In track and field, named 2019 U.S. Track and Field/Cross Country Coaches Association (USTFCCCA) All-America second team (4x100m relay), 2019 All-American Athletic Conference (4x100m relay), 2018 USTFCCCA All-America honorable mention (4x400m relay), 2018 All-American Athletic Conference four times (Indoor 200m, 4x400m relay; Outdoor 4x100m relay, 4x400m relay) and ran a school-record 39.19 seconds in winning silver at the 2019 American Athletic Conference Championships

CALVIN AUSTIN III'S NFL REGULAR SEASON RUSHING/RECEIVING STATISTICS

DATE	TEAM	RECEIVING							RUSHING				
		GP	GS	NO.	YDS.	AVG.	LG	TD	NO.	YDS.	AVG.	LG	TD
2022	Steelers	0	0	0	0	0.0	0	0	0	0	0.0	0	0
2023	Steelers	17	1	17	180	10.6	72t	1	11	57	5.2	12	1
2024	Steelers	17	8	36	548	15.2	55t	4	0	0	0.0	0	0
NFL TOTALS		34	9	53	728	13.7	72T	5	11	57	5.2	12	1

CALVIN AUSTIN III'S NFL POSTSEASON RUSHING/RECEIVING STATISTICS

DATE	TEAM	RECEIVING							RUSHING				
		GP	GS	NO.	YDS.	AVG.	LG	TD	NO.	YDS.	AVG.	LG	TD
2023	Steelers	1	0	1	7	7.0	7t	1	0	0	0.0	0	0
2024	Steelers	1	1	1	25	25.0	25	0	0	0	0.0	0	0
NFL TOTALS		2	1	2	32	16.0	25	1	0	0	0.0	0	0

CALVIN AUSTIN III'S NFL REGULAR SEASON RETURN STATISTICS

DATE	TEAM	KICKOFF RETURNS					PUNT RETURNS					
		RET.	YDS.	AVG.	LG	TD	NO.	FC	YDS.	AVG.	LG	TD
2022	Steelers	0	0	0.0	0	0	0	0	0	0.0	0	0
2023	Steelers	0	0	0.0	0	0	29	12	249	8.6	34	0
2024	Steelers	0	0	0.0	0	0	28	15	289	10.3	73t	1
NFL TOTALS		0	0	0.0	0	0	57	27	538	9.4	73T	1

CALVIN AUSTIN III'S NFL POSTSEASON RETURN STATISTICS

DATE	TEAM	KICKOFF RETURNS					PUNT RETURNS					
		RET.	YDS.	AVG.	LG	TD	NO.	FC	YDS.	AVG.	LG	TD
2023	Steelers	0	0	0.0	0	0	1	1	12	12.0	12	0
2024	Steelers	0	0	0.0	0	0	1	1	14	14.0	14	0
NFL TOTALS		0	0	0.0	0	0	2	2	26	13.0	14	0

SINGLE-GAME HIGHS: RUSHING/RECEIVING

Rush Attempts	2 vs. Tennessee Titans, Nov 02, 2023 2 vs. Jacksonville Jaguars, Oct 29, 2023	All-Purpose Yards	127 vs. New York Giants, Oct 28, 2024 115 vs. Los Angeles Chargers, Sep 22, 2024
Rushing Yards	12 vs. New England Patriots, Dec 07, 2023 10 vs. Tennessee Titans, Nov 02, 2023 ...1 more at 10.	Fair Catches	5 vs. Los Angeles Chargers, Sep 22, 2024 2 vs. New York Jets, Oct 20, 2024 ...3 more at 2.
Longest Runs	12 vs. New England Patriots, Dec 07, 2023 10 vs. Jacksonville Jaguars, Oct 29, 2023	Punt Return Yards	92 at Baltimore Ravens, Jan 06, 2024 73 vs. New York Giants, Oct 28, 2024
Rushing TDs	1 vs. Cincinnati Bengals, Dec 23, 2023	Longest Punt Return	73t vs. New York Giants, Oct 28, 2024
Receptions	6 vs. San Francisco 49ers, Sep 10, 2023 5 at Philadelphia Eagles, Dec 15, 2024	Punt Returns	34 at Baltimore Ravens, Jan 06, 2024 5 at Denver Broncos, Sep 15, 2024 5 at Baltimore Ravens, Jan 06, 2024
Receiving Yards	95 vs. Los Angeles Chargers, Sep 22, 2024 78 at Cleveland Browns, Nov 21, 2024	Punt Return TDs	1 vs. New York Giants, Oct 28, 2024
Receiving Average	26.0 at Cleveland Browns, Nov 21, 2024 23.8 vs. Los Angeles Chargers, Sep 22, 2024	Punt Return Average	18.4 at Baltimore Ravens, Jan 06, 2024 17.0 at Cleveland Browns, Nov 19, 2023
Longest Receptions	72t at Las Vegas Raiders, Sep 24, 2023 55t vs. Los Angeles Chargers, Sep 22, 2024	Most TDs	2 vs. New York Giants, Oct 28, 2024 1 at Cincinnati Bengals, Dec 01, 2024 ...4 more at 1.
Receiving TDs	1 at Cleveland Browns, Nov 21, 2024 1 vs. New York Giants, Oct 28, 2024 ...2 more at 1.	Miscellaneous Tackles	1 vs. Cleveland Browns, Sep 18, 2023



SINGLE-GAME HIGHS - POSTSEASON: RUSHING/RECEIVING

Receptions	1 at Buffalo Bills, Jan 15, 2024	Fair Catches	1 at Buffalo Bills, Jan 15, 2024
Receiving Yards	7 at Buffalo Bills, Jan 15, 2024	Punt Return Yards	14 at Baltimore Ravens, Jan 11, 2025
Longest Receptions	25 at Baltimore Ravens, Jan 11, 2025		12 at Buffalo Bills, Jan 15, 2024
	7t at Buffalo Bills, Jan 15, 2024	Longest Punt Return	14 at Baltimore Ravens, Jan 11, 2025
Receiving TDs	1 at Buffalo Bills, Jan 15, 2024		12 at Buffalo Bills, Jan 15, 2024
All-Purpose Yards	39 at Baltimore Ravens, Jan 11, 2025	Punt Returns	1 at Baltimore Ravens, Jan 11, 2025
	19 at Buffalo Bills, Jan 15, 2024		1 at Buffalo Bills, Jan 15, 2024
		Most TDs	1 at Buffalo Bills, Jan 15, 2024

2024 GAME-BY-GAME REGULAR-SEASON STATISTICS (STEELERS)

DATE	OPPONENT	P/S	RECEIVING					RUSHING					W/L	SCORE
			NO.	YDS.	AVG.	LG	TD	NO.	YDS.	AVG.	LG	TD		
09/08	at Falcons	P	1	7	7.0	7	0	0	0	0.0	0	0	W	18-10
09/15	at Broncos	P	1	6	6.0	6	0	0	0	0.0	0	0	W	13-6
09/22	Chargers	P	4	95	23.8	55t	1	0	0	0.0	0	0	W	20-10
09/29	at Colts	P	1	17	17.0	17	0	0	0	0.0	0	0	L	24-27
10/06	Cowboys	S	1	6	6.0	6	0	0	0	0.0	0	0	L	17-20
10/13	at Raiders	P	2	36	18.0	20	0	0	0	0.0	0	0	W	32-13
10/20	Jets	P	1	36	36.0	36	0	0	0	0.0	0	0	W	37-15
10/28	Giants	S	3	54	18.0	29t	1	0	0	0.0	0	0	W	26-18
11/10	at Commanders	S	2	20	10.0	13	0	0	0	0.0	0	0	W	28-27
11/17	Ravens	P	1	-1	-1.0	-1	0	0	0	0.0	0	0	W	18-16
11/21	at Browns	P	3	78	26.0	46	1	0	0	0.0	0	0	L	19-24
12/01	at Bengals	S	2	29	14.5	23t	1	0	0	0.0	0	0	W	44-38
12/08	Browns	S	1	4	4.0	4	0	0	0	0.0	0	0	W	27-14
12/15	at Eagles	S	5	65	13.0	31	0	0	0	0.0	0	0	L	13-27
12/21	at Ravens	P	4	65	16.3	44	0	0	0	0.0	0	0	L	17-34
12/25	Chiefs	S	4	31	7.8	14	0	0	0	0.0	0	0	L	10-29
01/04	Bengals	S	0	0	0.0	0	0	0	0	0.0	0	0	L	17-19
2024 TOTALS		17-8	36	548	15.2	55T	4	0	0	0.0	0	0	10-7	

2023 GAME-BY-GAME REGULAR-SEASON STATISTICS (STEELERS)

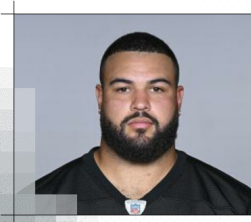
DATE	OPPONENT	P/S	RECEIVING					RUSHING					W/L	SCORE
			NO.	YDS.	AVG.	LG	TD	NO.	YDS.	AVG.	LG	TD		
09/10	49ers	P	6	37	6.2	13	0	0	0	0.0	0	0	L	7-30
09/18	Browns	P	1	10	10.0	10	0	1	-2	-2.0	-2	0	W	26-22
09/24	at Raiders	P	2	72	36.0	72t	1	0	0	0.0	0	0	W	23-18
10/01	at Texans	P	3	24	8.0	12	0	1	5	5.0	5	0	L	6-30
10/08	Ravens	S	0	0	0.0	0	0	0	0	0.0	0	0	W	17-10
10/22	at Rams	P	0	0	0.0	0	0	1	1	1.0	1	0	W	24-17
10/29	Jaguars	P	2	19	9.5	12	0	2	10	5.0	10	0	L	10-20
11/02	Titans	P	0	0	0.0	0	0	2	10	5.0	8	0	W	20-16
11/12	Packers	P	1	3	3.0	3	0	1	6	6.0	6	0	W	23-19
11/19	at Browns	P	0	0	0.0	0	0	0	0	0.0	0	0	L	10-13
11/26	at Bengals	P	1	5	5.0	5	0	0	0	0.0	0	0	W	16-10
12/03	Cardinals	P	1	10	10.0	10	0	0	0	0.0	0	0	L	10-24
12/07	Patriots	P	0	0	0.0	0	0	1	12	12.0	12	0	L	18-21
12/16	at Colts	P	0	0	0.0	0	0	0	0	0.0	0	0	L	13-30
12/23	Bengals	P	0	0	0.0	0	0	1	7	7.0	7t	1	W	34-11
12/31	at Seahawks	P	0	0	0.0	0	0	0	0	0.0	0	0	W	30-23
01/06	at Ravens	P	0	0	0.0	0	0	1	8	8.0	8	0	W	17-10
2023 TOTALS		17-1	17	180	10.6	72T	1	11	57	5.2	12	1	10-7	

2024 GAME-BY-GAME POSTSEASON STATISTICS (STEELERS)

DATE	OPPONENT	P/S	RECEIVING					RUSHING					W/L	SCORE
			NO.	YDS.	AVG.	LG	TD	NO.	YDS.	AVG.	LG	TD		
01/11	at Ravens	S	1	25	25.0	25	0	0	0	0.0	0	0	L	14-28
2024 TOTALS		1-1	1	25	25.0	25	0	0	0	0.0	0	0	0-1	

2023 GAME-BY-GAME POSTSEASON STATISTICS (STEELERS)

DATE	OPPONENT	P/S	RECEIVING					RUSHING					W/L	SCORE
			NO.	YDS.	AVG.	LG	TD	NO.	YDS.	AVG.	LG	TD		
01/15	at Bills	P	1	7	7.0	7t	1	0	0	0.0	0	0	L	17-31
2023 TOTALS		1-0	1	7	7.0	7T	1	0	0	0.0	0	0	0-1	



KYLER BAUGH

DT
HEIGHT: 6-3
WEIGHT: 295
BORN: November 28, 2001
COLLEGE: Minnesota

NOW ACQUIRED: FA '25
NFL EXPERIENCE: 1st year
BIRTHPLACE: Talihina, OK



PRO CAREER

- ✦ Has yet to make NFL debut

TRANSACTIONS

- ✦ Signed with Pittsburgh on Aug. 1, 2025
- ✦ Released from the Atlanta Practice Squad on Jan. 13, 2025
- ✦ Signed to the Atlanta Practice Squad on Dec. 24, 2024
- ✦ Released by the N.Y. Giants on Aug. 25, 2024
- ✦ Signed by the N.Y. Giants on Aug. 19, 2024
- ✦ Released by the New Orleans on Aug. 14, 2024
- ✦ Signed by the Saints on April 29, 2024

PERSONAL

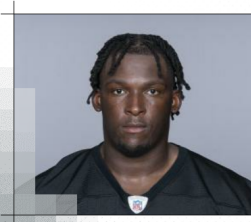
- ✦ Attended Talihina H.S. (Talihina, Okla.), where he registered 122 tackles and was named a Vype 100 Player in Oklahoma as a senior
- ✦ Named 6A Defensive Player of the Year, all-state and Black Diamond All-Conference honors as a junior
- ✦ Member of the Oklahoma Indian Honor Society Superintendent Honor Roll all four years
- ✦ Son of Shawna Baugh and Josh Johns
- ✦ Has one brother (Blaze)
- ✦ Cousin, Zach Baugh, played college baseball at Eastern Oklahoma State

COLLEGE

- ✦ Played two seasons at Minnesota (2022-23) after spending three seasons at Houston Baptist (2019-21)
- ✦ Appeared in 26 games at Minnesota, registering 77 tackles (31 solo), seven tackles for loss, 4.0 sacks, three passes defended, one forced fumbles and one fumble recovery
- ✦ In 2023, he played in 13 games and tallied 41 tackles (18 solo), 5.5 tackles for loss, 3.0 sacks, three passes defended, one forced fumbles and one fumble recovery
- ✦ In 2022, he recorded 36 tackles (13 solo), 1.5 tackles for loss, 1.0 sack and one pass defended in 13 games played
- ✦ Appeared in 26 games (18 starts) at Houston Baptist, recording 104 tackles, 11 tackles for loss, 5.0 sacks, four passes defended, one forced fumble and one fumble recovery
- ✦ In 2021, he played in 11 games (eight starts) and recorded 52 tackles (24 solo), 4.5 tackles for loss and 3.5 sacks
- ✦ Appeared in all four games of the shortened 2020 season and tallied 11 tackles (one solo)
- ✦ As a freshman in 2019, he played in 11 games and recorded 41 tackles (16 solo), six tackles for loss, 1.5 sacks and four passes defended

KYLER BAUGH'S NFL REGULAR SEASON DEFENSIVE STATISTICS

DATE	TEAM	GP	GS	TACKLES							INTERCEPTIONS				O. FUMB				ST				MISC		
				TK	S	A	TFL	YDS	SK	YDS	QBH	NO	YDS	LG	TD	PD	FF	FR	TD	YDS	TK	S	A	FF	FR
2024	Giants	0	0	0	0	0	0	0.0	0.0	0	0	0	0	0	0	0	0	0	0	0	0	0	0	0	0
NFL TOTALS		0	0	0	0	0	0	0.0	0.0	0	0	0	0	0	0	0	0	0	0	0	0	0	0	0	0



KEANU BENTON

DT
HEIGHT: 6-4
WEIGHT: 309
BORN: July 17, 2001
COLLEGE: Wisconsin

HOW ACQUIRED: D2h '23
NFL EXPERIENCE: 3rd year
BIRTHPLACE: Janesville, WI



PRO CAREER

- ✦ Has played in 17 career regular-season games (14 starts) in two-year NFL career (Pittsburgh 2023-)
- ✦ Has registered 72 tackles (32 solo), 2.0 sacks, eight passes defended, 16 quarterback hits, two forced fumbles, one fumble recovery, one interception and three tackles for loss
- ✦ Collected his first career sack in Week 3 of 2023 at Las Vegas
- ✦ Made NFL debut in Week 1 of 2023 (vs. San Francisco)
- ✦ Made NFL starting debut in Week 5 of 2023 (vs. Baltimore)

2024 (STEELERS)

- ✦ Played in 17 regular-season games (14 starts) and made his first career playoff start
- ✦ Totaled 36 tackles (16 solo), 1.0 sack, one interception, six passes defended, eight quarterback hits, two tackles for loss and one fumble recovery
- ✦ His six passes defended were tied with Trey Hendrickson and Jalen Carter for the second-most in the NFL among defensive linemen, trailing only his teammate Cameron Heyward, who led the League with 11 batted passes
- ✦ Recorded his first career interception in Week 14 vs. Cleveland
- ✦ Tallied one quarterback hit in five consecutive games to start the season (Weeks 1-5)

2023 (STEELERS)

- ✦ Played in 17 regular-season games (nine starts)
- ✦ Registered 36 tackles (16 solo), 1.0 sack, two passes defended, eight quarterback hits, two forced fumbles and one tackle for loss
- ✦ Collected his first career sack in Week 3 at Las Vegas
- ✦ Recorded a career-high six tackles (three solo), two quarterback hits and one pass defended in Week 10 vs. Green Bay
- ✦ Registered two quarterback hits in both Week 7 at L.A. Rams and Week 17 at Seattle
- ✦ Forced fumbles in both Week 4 at Houston and Week 13 vs. Arizona

TRANSACTIONS

- ✦ Signed four-year contract with Pittsburgh on June 23, 2023
- ✦ Drafted by the Steelers in the second round (49th overall) of the 2023 NFL Draft

PERSONAL

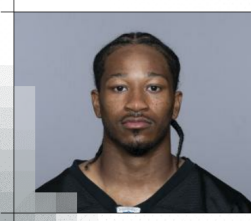
- ✦ Three-star recruit by 247 Sports, ESPN and Rivals
- ✦ First-team All-State by Associated Press as a senior
- ✦ All-Region and All-Big Eight Conference as a senior
- ✦ Named Janesville Gazette All-Area Player of the Year
- ✦ Finished senior season with 75 tackles, 7.0 TFLs, 2.0 sacks and a fumble recovery
- ✦ Two-time state qualifier in wrestling, finishing as Division 1 runner-up at 285 pounds as a junior with a 48-2 record
- ✦ Coach was Adam Bunderson
- ✦ Parents are La'Tasha Benton and Troy Rodriguez

COLLEGE

- ✦ Appeared in 45 games (36 starts) at Wisconsin (2019-22)
- ✦ Recorded 82 tackles (44 solo), 19.0 tackles for loss, 9.0 sacks, four pass breakups, two forced fumbles and two fumble recoveries
- ✦ 2022 All-Big Ten third team (coaches)
- ✦ 2021 All-Big Ten second team (coaches)
- ✦ 2021 All-Big Ten honorable mention (media)
- ✦ Played and started all 12 regular season games at nose tackle in 2022
- ✦ Registered 36 tackles, 10.0 TFLs and 4.5 sacks as a senior
- ✦ Totaled five tackles, three solo, at Ohio State
- ✦ Recorded 2.0 sacks vs. Illinois
- ✦ Registered four tackles and recorded a sack vs. Maryland
- ✦ Logged another sack, and four solo tackles, at Nebraska
- ✦ Totaled 7.0 TFLs over the season's final four games

KEANU BENTON'S NFL REGULAR SEASON DEFENSIVE STATISTICS

DATE	TEAM	GP	GS	TACKLES						YDS	QBH	INTERCEPTIONS					O. FUMB			ST			MISC					
				TK	SI	A	TFL	YDS	SK			NO	YDS	LG	TD	PD	FF	FR	TD	YDS	TK	S	A	FF	FR	S	A	
2023	Steelers	17	9	36	16	20	1	9	1.0	9.0	8	0	0	0	2	2	0	0	0	0	0	0	0	0	0	0	0	0
2024	Steelers	17	14	35	16	19	2	12	1.0	11.0	8	1	11	11	0	6	0	1	0	0	0	0	0	0	0	0	0	0
NFL TOTALS		34	23	71	32	39	3	21	2.0	20.0	16	1	11	11	0	8	2	1	0	0	0	0	0	0	0	0	0	0



BEANIE BISHOP JR.

CB
HEIGHT: 5-10
WEIGHT: 184
BORN: December 17, 1999
COLLEGE: West Virginia

NOW ACQUIRED: UDFA '24
NFL EXPERIENCE: 2nd year
BIRTHPLACE: Louisville, KY



PRO CAREER

- Has played in 17 regular-season games (6 starts) over his one-year NFL career (Steelers 2024)
- Has registered 39 tackles (25 solo), 7 passes defended, four interceptions, two tackles for loss, one fumble recovery, and a half-sack over his one-year career.
- Made NFL debut in Week 1 of 2024 (at Falcons)
- Made NFL starting debut in Week 3 of 2024 (at Ravens)
- Selected to the 2023 Pro Football Writers of America (PFWA) All-Rookie team

2024 (STEELERS)

- Played in 17 regular-season games (16 starts)
- Registered 39 tackles (25 solo), 7 passes defended, four interceptions, two tackles for loss, one fumble recovery, and a half-sack
- Named NFL Defensive Rookie of the Month for his performance in the month of October after registering 16 tackles (13 solo), two tackles for loss and an NFL-tying best three interceptions that month
- His four interceptions were tied for the most by an undrafted rookie in 2024. He had four of the 11 interceptions by undrafted rookies across the NFL that year.
- His four interceptions are the most by a Steelers undrafted rookie and tied for the ninth-most by an undrafted rookie since the 1970 AFL-NFL merger.

TRANSACTIONS

- Signed with Pittsburgh as an undrafted free agent on May 9, 2024

PERSONAL

- Earned Class 6A All-District 3 honors at wide receiver, defensive back and special teams returner
- Named the Greater Louisville Offensive Player of the Game at the 2017 Best of the Bluegrass All-Star Game
- As a junior, recorded 38 tackles and made two interceptions
- Made 24 catches for 697 yards and seven touchdowns
- 247Sports ranked him as a two-star recruit and as the No. 19 player in Kentucky and the 198th player nationally at his position
- Son of Shannon Bishop Sr. and Lissa Harrison
- One of four children
- Graduated with his bachelor's degree in human resource development at Minnesota in May 2023
- Cousin Joe Brown played college football at Western Kentucky 34 TDs

COLLEGE

- Played one season at West Virginia (2023), one season at Minnesota (2022) and four seasons at Western Kentucky (2018-21)
- Named a Consensus All-American in 2023, 13th player and second cornerback in school history to receive the recognition
- Led the nation in 2023 with 24 passes defended and 20 pass breakups
- Ranked second in the FBS with 17 forced incompletions and tied for 19th with four interceptions
- Started all 13 games at cornerback
- Named All-Big 12 Conference First Team
- Chuck Bednarik Award semifinalist
- Registered 67 tackles (54 solo) and returned four kickoffs (17.3 avg.) and two punts (41.0 avg.), including a 78-yard return for TD vs. North Carolina
- Recorded seven or more tackles in five games and two or more pass breakups in five games
- Season-high nine tackles (seven solo) and two pass breakups against TCU
- Recorded five tackles (four solo) and a season-high five pass breakups against BYU
- His five pass breakups tied for most in a single-game nationally during the 2023 season
- Participated in the 2023 East-West Shrine Bowl

BEANIE BISHOP JR.'S NFL REGULAR SEASON DEFENSIVE STATISTICS

DATE	TEAM	GP	GS	TACKLES					INTERCEPTIONS					O. FUMB			ST			MISC.							
				TK	S	A	TFL	YDS	SK	YDS	QBH	NO	YDS	LG	TD	PD	FF	FR	TD	YDS	TK	S	A	FF	FR	S	A
2024	Steelers	17	6	39	25	14	2	8	0.5	3.0	1	4	46	41	0	7	0	1	0	0	6	5	1	0	0	0	0
NFL TOTALS		17	6	39	25	14	2	8	0.5	3.0	1	4	46	41	0	7	0	1	0	6	5	1	0	0	0	0	0

BEANIE BISHOP JR.'S NFL POSTSEASON DEFENSIVE STATISTICS

DATE	TEAM	GP	GS	TACKLES					INTERCEPTIONS					O. FUMB			ST			MISC.							
				TK	S	A	TFL	YDS	SK	YDS	QBH	NO	YDS	LG	TD	PD	FF	FR	TD	YDS	TK	S	A	FF	FR	S	A
2024	Steelers	1	0	0	0	0	0	0	0.0	0.0	0	0	0	0	0	0	0	0	0	0	0	0	0	0	0	0	0
NFL TOTALS		1	0	0	0	0	0	0	0.0	0.0	0	0	0	0	0	0	0	0	0	0	0	0	0	0	0	0	0



SINGLE-GAME HIGHS: DEFENSIVE

Total Tackles	6 vs. Cleveland Browns, Dec 08, 2024	Tackles For Loss	1 vs. New York Jets, Oct 20, 2024
	6 vs. New York Jets, Oct 20, 2024		1 at Las Vegas Raiders, Oct 13, 2024
Solo Tackles	5 vs. New York Jets, Oct 20, 2024	Interceptions	2 vs. New York Jets, Oct 20, 2024
	3 vs. Cleveland Browns, Dec 08, 2024		1 vs. New York Giants, Oct 28, 2024
	...3 more at 3.	Interception Return Yards	41 vs. New York Jets, Oct 20, 2024
Passes Defensed	2 vs. New York Jets, Oct 20, 2024	Special Teams Tackles	2 vs. Baltimore Ravens, Nov 17, 2024
	1 at Cleveland Browns, Nov 21, 2024		1 at Washington Commanders, Nov 10, 2024
	...3 more at 1.		...2 more at 1.
Fumble Recoveries	1 at Philadelphia Eagles, Dec 15, 2024		

2024 GAME-BY-GAME REGULAR-SEASON STATISTICS (STEELERS)

DATE	OPPONENT	P/S	TACKLES							INTERCEPTIONS				O. FUMB			ST			MISC		W/L	SCORE				
			TK	S	A	SK	YDS	TFL	YDS	QBH	NO	YDS	LG	TD	PD	FF	FR	TD	YDS	TK	S			A	FF	FR	S
09/08	at Falcons	P	3	3	0	0.0	0.0	0	0	0	0	0	0	0	0	0	0	0	1	1	0	0	0	0	0	W	18-10
09/15	at Broncos	P	1	1	0	0.0	0.0	0	0	0	0	0	0	0	0	0	0	0	0	0	0	0	0	0	0	W	13-6
09/22	Chargers	P	2	1	1	0.0	0.0	0	0	0	0	0	0	0	0	0	0	0	0	0	0	0	0	0	0	W	20-10
09/29	at Colts	S	1	0	1	0.5	3.0	0	0	1	0	0	0	0	0	0	0	0	0	0	0	0	0	0	0	L	24-27
10/06	Cowboys	P	3	3	0	0.0	0.0	0	0	0	0	0	0	0	1	0	0	0	0	0	0	0	0	0	0	L	17-20
10/13	at Raiders	P	2	2	0	0.0	0.0	1	4	0	0	0	0	0	1	0	0	0	1	1	0	0	0	0	0	W	32-13
10/20	Jets	S	6	5	1	0.0	0.0	1	4	0	2	41	41	0	2	0	0	0	0	0	0	0	0	0	0	W	37-15
10/28	Giants	S	5	3	2	0.0	0.0	0	0	0	1	5	5	0	1	0	0	0	0	0	0	0	0	0	0	W	26-18
11/10	at Commanders	S	2	0	2	0.0	0.0	0	0	0	0	0	0	0	0	0	0	0	1	0	1	0	0	0	0	W	28-27
11/17	Ravens	S	2	1	1	0.0	0.0	0	0	0	0	0	0	0	0	0	0	0	2	2	0	0	0	0	0	W	18-16
11/21	at Browns	P	2	1	1	0.0	0.0	0	0	0	0	0	0	0	1	0	0	0	0	0	0	0	0	0	0	L	19-24
12/01	at Bengals	P	1	0	1	0.0	0.0	0	0	0	0	0	0	0	0	0	0	0	1	1	0	0	0	0	0	W	44-38
12/08	Browns	P	6	3	3	0.0	0.0	0	0	0	0	0	0	0	0	0	0	0	0	0	0	0	0	0	0	W	27-14
12/15	at Eagles	P	2	1	1	0.0	0.0	0	0	0	0	0	0	0	0	1	0	0	0	0	0	0	0	0	0	L	13-27
12/21	at Ravens	S	1	1	0	0.0	0.0	0	0	0	0	0	0	0	0	0	0	0	0	0	0	0	0	0	0	L	17-34
12/25	Chiefs	P	0	0	0	0.0	0.0	0	0	0	0	0	0	0	0	0	0	0	0	0	0	0	0	0	0	L	10-29
01/04	Bengals	P	0	0	0	0.0	0.0	0	0	0	1	0	0	0	0	1	0	0	0	0	0	0	0	0	0	L	17-19
2024 TOTALS		17-6	39	25	14	0.5	3.0	2	8	1	4	46	41	0	7	0	1	0	0	6	5	1	0	0	0	10-7	

2024 GAME-BY-GAME POSTSEASON STATISTICS (STEELERS)

DATE	OPPONENT	P/S	TACKLES							INTERCEPTIONS				O. FUMB			ST			MISC		W/L	SCORE				
			TK	S	A	SK	YDS	TFL	YDS	QBH	NO	YDS	LG	TD	PD	FF	FR	TD	YDS	TK	S			A	FF	FR	S
01/11	at Ravens	P	0	0	0	0.0	0.0	0	0	0	0	0	0	0	0	0	0	0	0	0	0	0	0	0	0	L	14-28
2024 TOTALS		1-0	0	0	0	0.0	0.0	0	0	0	0	0	0	0	0	0	0	0	0	0	0	0	0	0	0	0-1	



YAHYA BLACK

DL
HEIGHT: 6-5
WEIGHT: 330
BORN: April 21, 2002
COLLEGE: Iowa



NOW ACQUIRED: 05 '25
NFL EXPERIENCE: 0
BIRTHPLACE: Marshall, MN

PRO CAREER

- ✦ Has yet to make NFL debut

TRANSACTIONS

- ✦ Drafted by Pittsburgh in the fifth round (164th overall) of the 2025 NFL Draft

PERSONAL


- ✦ Attended Marshall (Marshall, Minn.), where he helped the team reach state playoffs as a sophomore and junior, as team posted a three-year record of 29-4
- ✦ Parents are Wendy and Richard Black
- ✦ Earned all-state honors as a senior while being named district Defensive Player of the Year
- ✦ District Defensive Lineman of the Year as a junior
- ✦ Set school record for career sacks (17.5)
- ✦ Team captain as a senior
- ✦ Lettered four years in track and three in basketball

COLLEGE

- ✦ Played five seasons as a defensive lineman at Iowa (2020-24), where was an honorable mention All-Big Ten selection as both a junior and senior and started the final 27 games of his Hawkeye career
- ✦ As a senior, he finished with 34 tackles (18 solo, 16 assists), including seven tackles for a loss, 1.0 sack, two pass breakups, two QB pressures and one blocked field goal
- ✦ Collected a season-high four tackles (three solo) and one pass breakup in 20-19 loss to Iowa State in 2024
- ✦ Recorded a season-high four tackles (two solo), including 1.5 tackles for a loss, in 38-21 win over Troy in 2024
- ✦ Blocked his first career field goal, broke up one pass and collected one assisted tackle in 40-16 win over Washington in 2024
- ✦ Collected three tackles (two solo), including a career-high two tackles for a loss, and forced one fumble in 27-24 Music City Bowl loss to Missouri
- ✦ Recorded three tackles (one solo), including one tackle for a loss, as defense allowed just 163 yards in 40-14 win over Northwestern in 2024
- ✦ Had two solo tackles, including his first QB sack of the season in 42-10 win over Wisconsin in 2024

YAHYA BLACK'S COLLEGE DEFENSIVE STATISTICS

DATE	TEAM	GP	GS	TACKLES							INTERCEPTIONS					O. FUMB			ST			MISC				
				TK	S	A	TFL	YDS	SK	YDS	QBH	NO	YDS	LG	TD	PD	FF	FR	TD	YDS	TK	S	A	FF	FR	S
2020	Iowa	4	0	3	1	2	0.5	1.0	0.0	0.0	0	0	0	0	0	0	0	0	0	0	0	0	0	0	0	0
2021	Iowa	14	0	18	7	11	0.0	0.0	0.0	0.0	0	0	0	0	2	1	0	0	0	0	0	0	0	0	0	0
2022	Iowa	8	0	11	3	8	1.5	2.0	1.0	1.0	0	0	0	0	2	0	0	0	0	0	0	0	0	0	0	0
2023	Iowa	14	14	50	22	28	4.5	26.0	3.5	21.0	2	0	0	0	4	1	0	0	0	0	0	0	0	0	0	0
2024	Iowa	13	13	34	18	16	7.0	31.0	1.0	5.0	2	0	0	0	2	1	0	0	0	0	0	0	0	0	0	0
TOTALS		53	27	116	51	65	13.5	60.0	5.5	27.0	4	0	0	0	10	3	0	0	0	0	0	0	0	0	0	0



CHRIS BOSWELL

K
HEIGHT: 6-2
WEIGHT: 185
BORN: March 16, 1991
COLLEGE: Rice

NOW ACQUIRED: FA '15
NFL EXPERIENCE: 11th year
BIRTHPLACE: Fort Worth, TX



PRO CAREER

- ✦ Earned Pro Bowl selections in 2017 and 2024
- ✦ Named First Team All-Pro by Associated Press, Sporting News, Pro Football Writers, NFLPA and Pro Football Focus in 2024
- ✦ Has played in 150 regular-season games over his 10-year NFL career (all with the Steelers)
- ✦ One of three current Steelers who have played at least 120 regular-season games for the franchise (Cameron Heyward 211; Chris Boswell 150; T.J. Watt 121)
- ✦ Has made 272-of-309 field goal attempts (88.0%), including 123-of-153 (80.4%) on attempts of 40 yards or longer since joining the Steelers in 2015
- ✦ Totaled 1,127 career points on 272 field goals and 311 extra-points made
- ✦ Four-time AFC Special Teams Player of the Month (September 2024; October 2024; December 2015; January 2015)
- ✦ Four-time AFC Special Teams Player of the Week (Week 6, 2015; Week 13, 2017; Week 1, 2024; Week 11, 2024)
- ✦ Made NFL debut in Week 5 of 2015 (at San Diego)

CAREER HIGHLIGHTS (REGULAR SEASON)

- ✦ His 88.0 field goal percentage ranks second among all NFL kickers with at least 300 field goal attempts since 2015
- ✦ Owns the franchise record in career field goal percentage (272-309, 88.0), min. 200 field goal attempts
- ✦ One of two players in team history with at least 250 career field goals
- ✦ Ranks second in franchise history with 1,127 career points
- ✦ Ranks second in franchise history with 272 career field goals made
- ✦ Owns the franchise record in single-season field goal percentage (2020, 19-20, 95.0)
- ✦ Owns six of the top 10 marks in single-season field goal percentage (2024, 2023, 2020, 2019, 2017 and 2015)
- ✦ Owns the franchise record with 25 consecutive field goals made (2019-20, 25)
- ✦ Ranks second in franchise history with 311 career extra-points made
- ✦ Has converted three or more field goals in a game 44 times
- ✦ Has converted four or more field goals in a game 16 times
- ✦ Has converted five or more field goals in a game four times
- ✦ Has converted six or more field goals in a game three times
- ✦ Has made 81-of-87 field goal attempts in his NFL career in the fourth quarter and overtime
- ✦ Ranks second in field goal percentage (93.1%) in the fourth quarter and overtime among all NFL kickers with at least 75 such field goal attempts since 2000
- ✦ Has made 37-of-40 career field goals (92.5%) in the final five minutes of regulation and overtime
- ✦ Ranks third in field goal percentage (92.5%) in the final five minutes of regulation and overtime among all NFL kickers with at least 35 such field goal attempts since 2000
- ✦ Has registered a franchise-record 10 career game-winning field goals (last five min. of the fourth quarter or overtime)
- ✦ Has made 18-of-21 career field goals (85.7%) in the final two minutes of regulation and overtime (including playoffs)
- ✦ Has made 43-of-52 career field goals (82.7%) from 50+ yards, including 36 of his last 42 (two of the misses have come from 62 and 61-yards, respectively)
- ✦ Made franchise record nine straight made field goals of 50+ yards (2019-21), which was tied for the 10th-longest such streak in the NFL since the start of the 1983 season
- ✦ Owns the top five longest single-season streaks of consecutive field goals from 50+ yards
- ✦ Has made 34 field goals of 50 yards or longer since the start of the 2021 season, which is the most in the NFL over the span
- ✦ Has made at least 20 field goals in nine of his 10 seasons in the NFL
- ✦ Owns the longest FGs made in franchise history with a 59-yarder vs. N.Y. Jets in Week 4 of 2022 and at Dallas in Week 9 of 2020
- ✦ Owns the longest FG made in Acrisure Stadium with a 59-yarder vs. N.Y. Jets in Week 4 of 2022
- ✦ No kicker made a field goal of at least 50 yards in the first nine seasons of Acrisure Stadium (2001-09) and, prior to him joining the Steelers in 2015, Acrisure Stadium witnessed just four field goals of at least 50 yards
- ✦ Has 28 career field goals of at least 50 yards at Acrisure Stadium
- ✦ His 43 field goals made from 50+ yards are the most in Steelers history (Gary Anderson and Jeff Reed shared the previous franchise record with eight)
- ✦ His 82.7 field goal percentage on field goal attempts of 50+ yards is the best in the NFL since the 1970 AFL-NFL merger (min. 50 field goal attempts of 50 yards)
- ✦ Has now converted on the nine longest field goals in franchise history
- ✦ Has completed four seasons (2024: 35-35; 2022: 18-18; 2019: 28-28; 2016: 36-36) without missing an extra point
- ✦ Owns six of the top 12 marks in single-season field goals made (2024, 2023, 2021, 2021, 2019, 2017 and 2015)
- ✦ Owns three of the top five marks in single-season points by a kicker (2024, 2021 and 2017)
- ✦ One of four players to convert all field goal attempts of 50+ yards in 2017
- ✦ First player to kick three field goals to win three consecutive games (2017), with the clock reading 0:00 at the end of the play since 2004 (Ryan Longwell)
- ✦ Set franchise regular-season record in 2015 for most field goals made by a rookie/first-year player with 29
- ✦ Set franchise regular-season record in 2015 for most points (113) by a rookie/first-year player
- ✦ His 90.6 single-season field goal percentage in 2015 ranked first among rookie/first-year players in franchise history (min. 10 attempts)



CAREER HIGHLIGHTS (POSTSEASON)

- ✦ Has played in 10 postseason games over his 10-year NFL career (all with the Steelers)
- ✦ Totaled 70 career points on 17 field goals and 19 extra-points made
- ✦ Registered a touchback on 26 of his 47 career postseason kickoffs (55.3%)
- ✦ Has converted 17 of 17 postseason field goal attempts in his career (100.0%)
- ✦ Converted all seven field goal attempts of 40 yards or longer
- ✦ Has made 17 postseason field goals, which ranks first in franchise history
- ✦ His 17 postseason field goals attempted are the fourth-most in franchise history
- ✦ Became the first player in NFL postseason history to convert each of his first 15 field goal attempts during the 2016 postseason
- ✦ Extended his NFL playoff record for consecutive field goals made to begin a postseason career to 17 with a 40-yard field goal at Buffalo in the Super Wild Card round of 2023 playoffs
- ✦ Scored 70 career postseason points, which ranks fifth in franchise history
- ✦ Set the NFL and Steelers' record for most field goals made and points by a kicker in a single postseason game (6 and 18, AFC Divisional Playoff 1/15 at Kansas City) during the 2016 postseason
- ✦ Set the team record for most field goals made (eight) in a single postseason in team history during the 2016 postseason

2024 (STEELERS)

- ✦ Played in all 17 regular-season games
- ✦ Converted 41-of-44 on field goal attempts (93.2%), including 20-of-23 (87.0%) on attempts of 40 yards or longer
- ✦ His 41 field goals made in 2024 are the most by any kicker since David Akers had 44 in 2011
- ✦ His 41 field goals made in 2024 are the most in single-season franchise history
- ✦ His 41 field goals made in 2024 are the second-most by any kicker since the 1970 AFL-NFL merger
- ✦ Only misses were a 62-yard field goal attempt at the end of the first half in Week 3 vs. L.A. Chargers, a 58-yard field goal on Pittsburgh's opening drive of the game in Week 12 at Cleveland and a blocked 42-yard field goal attempt in Week 13 at Cincinnati
- ✦ Converted 35-of-35 extra-point attempts
- ✦ His 93.2 field goal percentage was the highest in the NFL among all kickers with at least 35 field goal attempts
- ✦ Lead the League in field goals made and points by a kicker (158)
- ✦ Ranked second in the NFL in field goals attempted
- ✦ His 158 points are tied for the fifth-most by any kicker in the League since the 1970 AFL-NFL merger
- ✦ Named AFC Special Teams Player of the Month for his performances in both September and October
- ✦ Named AFC Special Teams Player of the Week in both Week 1 and Week 11
- ✦ Converted all six of his field goal attempts in an 18-16 victory vs. Baltimore in Week 11
- ✦ Equaled a franchise record with six made field goals in both Week 1 at Atlanta and Week 11 vs. Baltimore; already shared the franchise record of six (vs. Cincinnati, Dec. 18, 2016) with Jeff Reed (at Jacksonville, Dec. 1, 2002) and Gary Anderson (vs. Denver, Oct. 23, 1988)
- ✦ Registered three or more field goals of 50+ yards in a game for the second time in his career in Week 11 vs. Baltimore (also did Week 1 at Atlanta)
- ✦ First kicker in franchise history to register three or more field goals of 50+ yards in a game
- ✦ Five of his six made field goals came from 40+ yards in Week 1 at Atlanta
- ✦ An NFL kicker has made at least five FGs from 40+ yards in the same game on three occasions in League history, and he is the first to do it twice
- ✦ Added three touchbacks on kickoffs and even registered a 43-yard punt in an emergency situation late in the fourth quarter following an injury to Steelers punter Cameron Johnston in Week 1 at Atlanta
- ✦ First player in NFL history with six made field goals in three career games and joined John Carney (1993) as the only kickers with multiple such games
- ✦ Made 13 field goals of 50 yards or longer in 2024, which was tied for the second-most in the NFL
- ✦ Converted six consecutive field goals from 50+ yards, which was the second-longest streak in franchise history, before he missed a 62-yard field goal on the final play of the first half in Week 3 vs. L.A. Chargers
- ✦ Added a streak of five consecutive field goals from 50+ yards, which ended in Week 12 at Cleveland and was was tied for the third-longest in franchise history
- ✦ His 86.7 percentage on field goals of 50+ yards was the highest in the NFL among all kickers with at least 10 attempts of 50+ yards

2023 (STEELERS)

- ✦ Played in all 17 regular-season games
- ✦ Converted 29 of 31 field goals and 27 of 28 extra points
- ✦ His 93.5 field goal percentage was sixth-highest in the NFL among all kickers with at least 30 field goal attempts
- ✦ Converted six field goals of 50+ yards
- ✦ His six field goals of 50+ yards were tied for the 10th-most in the NFL
- ✦ His 85.7 percentage on field goals of 50+ yards was sixth-highest in the NFL among all kickers with at least seven field goal attempts of 50+ yards
- ✦ His two misses on the season came from 45 and 61 yards

2022 (STEELERS)

- ✦ Played in 12 regular-season games (spent Weeks 8 through 13 on the Reserve/Injured List)
- ✦ Converted 20 of 28 field goals and 18 of 18 extra points
- ✦ Converted seven field goals of 50-plus yards
- ✦ Broke his own record for the longest field goal made at Acrisure Stadium, converting a 59-yarder in Week 4 vs. the New York Jets
- ✦ Recorded his third season without missing an extra point after going 18 for 18
- ✦ Won the game for the Steelers in overtime in Week 1 at Cincinnati by making a 53-yard field goal with no time left on the clock

2021 (STEELERS)

- ✦ Played in all 17-regular season games
- ✦ Converted 36 of 40 field goals and 27 of 29 extra points
- ✦ Converted three or more field goals in a single game eight times
- ✦ Broke his own record for the longest field goal made at Acrisure Stadium, converting a 56-yarder in the Steelers home opener vs Las Vegas in Week 2
- ✦ Broke his own single-season franchise record for field goals made with 36
- ✦ First player in NFL history to make two 50+ yard field goals, make a game-winning field goal and recover an opponent's fumble all in the same game (Week 9 vs. Chicago)
- ✦ Notched his 100th career game in Week 14 (at Minnesota)

2020 (STEELERS)

- ✦ Saw action in all 16 regular-season games during the regular season and the AFC Divisional Playoff game vs. Cleveland
- ✦ Converted 19 of 20 field goals for a career-high 95.0 field goal percentage – the highest single season field goal percentage in franchise history
- ✦ Made a franchise record 25 consecutive field goals, which was the longest active streak in the NFL when it ended in Week 11 of 2020 at Jacksonville

2019 (STEELERS)

- ✦ Saw action in all 16 regular-season games
- ✦ Converted 29 of 31 field goals for a career-high 93.5 field goal percentage – the second-highest single season field goal percentage in franchise history
- ✦ Became the sixth player in team history with at least 100 field goals made

2018 (STEELERS)

- ✦ Saw action in 15 regular-season games
- ✦ Converted 13 of 20 field goals and added a career-high 43 extra points, which marked the eighth-most in a season in team history
- ✦ Converted seven extra points – tied for the second-most in a single game in team history

2017 (STEELERS)

- ✦ Saw action in all 16 regular-season games during the regular season and the AFC Divisional Playoff game vs. Jacksonville
- ✦ Set single-season franchise records for field goals made (35) and points (142)
- ✦ Finished tied for fourth in the NFL in points and tied for fifth in field goals made
- ✦ Converted all field goal attempts of 50+ yards
- ✦ Recorded four game-winning field goals (field goals within one minute of regulation or overtime)
- ✦ Kicked three field goals to win games with the clock reading 0:00 at the end of the play, tying the most in single-season history since the merger in 1970
- ✦ Broke a tie with Mike Clark (1964-67: 57) for the sole possession of the eighth-most field goals made in franchise history on his 29-yard field goal in the first quarter vs. Jacksonville in Week 5
- ✦ Surpassed Lou Michaels (62) for the seventh-most field goals made in franchise history vs. Cincinnati in Week 7
- ✦ Converted five field goal attempts, (22-, 24-, 41-, 49- and 25-yards), tying as the fourth-most in a single-game in franchise history and the second-most in his NFL career (6, Dec. 18, 2016 at Cincinnati) vs. Cincinnati in Week 7
- ✦ Named AFC Special Teams Player of the Week in Week 13 at Cincinnati when he made each of his three field goal attempts (30, 37 and 38 yards)
- ✦ His 38-yard game-winning field goal was the fourth game-winning kick in his regular-season career (within one minute of regulation or overtime)

2016 (STEELERS)

- ✦ Played in 15 regular-season games (inactive due to an abdominal injury 12/4 vs. N.Y. Giants) and in all three postseason contests
- ✦ Connected on a single-season career-high 11 made field goals from 40-49 yards during the regular season
- ✦ Perfect 36-of-36 on PATs during the regular season
- ✦ Totaled a single-season career-high 49 touchbacks in the regular season
- ✦ Connected on eight-of-eight on FGs during the postseason, setting a franchise record for most field goals made in a single postseason
- ✦ Set the franchise record for most field goals made from 40 yards or longer in a single game (five) in Week 15 at Cincinnati
- ✦ His five made field goals from 40 yards or longer are tied for the most in a single game in NFL history (Mason Crosby, 11/22/15) since 1960
- ✦ Set the NFL and Steelers' record for most field goals made in a single postseason game (six) at Kansas City in the AFC Divisional Playoff
- ✦ First Steeler to record multiple games with at least four made field goals during the postseason

2015 (STEELERS)

- ✦ Saw action in 12 regular-season games during the regular season and in both postseason contests after being signed on October 3
- ✦ His 29 made field goals during the regular season are tied for the sixth-most field goals made in a single regular season in team history
- ✦ His 90.6% field goal accuracy is tied for sixth on the team's all-time single regular season field goal percentage list
- ✦ Seventh kicker in team history to record 110 points in a single season
- ✦ Second player in team history (Gary Anderson, 1989) to record multiple games with at least three made field goals in a single postseason
- ✦ Made all four of his field goal attempts (47, 48, 51 and 28) vs. Arizona in Week 6 and was named AFC Special Teams Player of the Week
- ✦ Connected on a game-winning 18-yarder – first of his career – with two seconds remaining in the game vs. Oakland in Week 9
- ✦ Totaled at least 10 points in six straight games, tying a franchise record held by Gary Anderson (1985)
- ✦ Kicked a game-winning 35-yarder with 14 seconds remaining in the AFC Wild Card Game at Cincinnati and set the record for the most field goals made by a rookie/first-year player in a playoff game
- ✦ Ninth rookie/first-year kicker in NFL history to reach 20 points in a single postseason
- ✦ His seven field goals made in a single postseason were the second-most in NFL history by a rookie/first-year player

2014 (TEXANS)

- ✦ Spent one week (Week 3) on the Texans' practice squad

TRANSACTIONS

- ✦ Signed a four-year contract extension with Pittsburgh on Aug. 1, 2022
- ✦ Signed a four-year contract extension with Pittsburgh on Aug. 23, 2018
- ✦ Signed a one-year contract with Pittsburgh on March 12, 2018
- ✦ Signed a one-year reserve/future contract with Pittsburgh on Feb. 2, 2017
- ✦ Signed a two-year contract with the Steelers on October 3, 2015
- ✦ Released by the N.Y. Giants on September 5, 2015
- ✦ Signed by the Giants on September 2, 2015
- ✦ Released by the Giants on August 16, 2015
- ✦ Signed by the Giants on January 7, 2015
- ✦ Released from the Houston Texans' practice squad on September 30, 2014
- ✦ Added to the Texans' practice squad on September 24, 2014
- ✦ Released by the Texans on August 30, 2014
- ✦ Originally signed with the Texans as an undrafted rookie agent on May 16, 2014

PERSONAL

- ✦ Attended Fossil Ridge High School (Forth Worth, Texas)
- ✦ Four-time, All-District 5-5A selection
- ✦ Converted on 39-of-43 field goals in his career and was perfect on 172 career PAT attempts
- ✦ Named AP All-State first team and to the Texas Sportswriters Association Class 5A All-State second team as a senior
- ✦ Selected to play in the 2009 US Army All-American Bowl in San Antonio
- ✦ Also played baseball and soccer
- ✦ Son of Rick and Dawn Boswell
- ✦ Full name: Christopher Lynn Boswell

COLLEGE

- ✦ Saw action in 51 games for Rice (2010-13), both as a kicker and punter
- ✦ Finished his career 65-of-88 on field goals and 164-172 on PATs for a total of 359 points
- ✦ His 65 field goals and 164 PATs were both school records when his career ended
- ✦ His 65 career field goals were also the third-most in Conference USA history when his career ended
- ✦ Added 16 punts for 647 yards (40.4 avg.)
- ✦ Selected to play in the Senior Bowl following the 2013 season
- ✦ Named Conference USA Special Teams Player of the Week three times
- ✦ Set then school single-season records for field goals (23) and points (114) in 2012
- ✦ Named First-Team All-Conference USA by Rivals.com, second team by Phil Steele and was an honorable mention selection by Conference USA coaches in 2011
- ✦ Earned All-Freshman honors from league coaches in 2010
- ✦ Majored in kinesiology

CHRIS BOSWELL'S NFL REGULAR SEASON KICKING STATISTICS

DATE	TEAM	GP	FGM	FGA	PCT.	LG	XP	XPA	PCT.	BLK	PTS
2015	Steelers	12	29	32	90.6	51	26	27	96.3	0	113
2016	Steelers	15	21	25	84.0	49	36	36	100.0	1	99
2017	Steelers	16	35	38	92.1	53	37	39	94.9	1	142
2018	Steelers	15	13	20	65.0	50	43	48	89.6	1	82
2019	Steelers	16	29	31	93.5	51	28	28	100.0	0	115
2020	Steelers	13	19	20	95.0	59	34	38	89.5	0	91
2021	Steelers	17	36	40	90.0	56	27	29	93.1	0	135
2022	Steelers	12	20	28	71.4	59	18	18	100.0	1	78
2023	Steelers	17	29	31	93.5	57	27	28	96.4	0	114
2024	Steelers	17	41	44	93.2	57	35	35	100.0	1	158
NFL TOTALS		150	272	309	88.0	59	311	326	95.4	5	1,127

CHRIS BOSWELL'S NFL POSTSEASON KICKING STATISTICS

DATE	TEAM	GP	FGM	FGA	PCT.	LG	XP	XPA	PCT.	BLK	PTS
2015	Steelers	2	7	7	100.0	47	1	1	100.0	0	22
2016	Steelers	3	8	8	100.0	45	3	5	60.0	0	27
2017	Steelers	1	0	0	0.0	0	6	6	100.0	0	6
2020	Steelers	1	1	1	100.0	49	2	2	100.0	0	5
2021	Steelers	1	0	0	0.0	0	3	3	100.0	0	3
2023	Steelers	1	1	1	100.0	40	2	2	100.0	0	5
2024	Steelers	1	0	0	0.0	0	2	2	100.0	0	2
NFL TOTALS		10	17	17	100.0	49	19	21	90.5	0	70

CHRIS BOSWELL'S NFL REGULAR SEASON FIELD-GOAL ACCURACY STATISTICS

DATE	TEAM	1-19	PCT.	20-29	PCT.	30-39	PCT.	40-49	PCT.	50+	PCT.
2015	Steelers	1-1	100.0	9-9	100.0	8-8	100.0	9-12	75.0	2-2	100.0
2016	Steelers	0-0	0.0	2-2	100.0	8-9	88.9	11-12	91.7	0-2	0.0
2017	Steelers	0-0	0.0	10-10	100.0	12-14	85.7	9-10	90.0	4-4	100.0
2018	Steelers	0-0	0.0	3-3	100.0	4-6	66.7	5-10	50.0	1-1	100.0
2019	Steelers	1-1	100.0	11-11	100.0	7-7	100.0	9-10	90.0	1-2	50.0
2020	Steelers	0-0	0.0	5-5	100.0	6-6	100.0	7-8	87.5	1-1	100.0
2021	Steelers	0-0	0.0	9-9	100.0	8-9	88.9	11-13	84.6	8-9	88.9
2022	Steelers	0-0	0.0	4-4	100.0	4-5	80.0	5-10	50.0	7-9	77.8
2023	Steelers	0-0	0.0	9-9	100.0	7-7	100.0	7-8	87.5	6-7	85.7
2024	Steelers	0-0	0.0	9-9	100.0	12-12	100.0	7-8	87.5	13-15	86.7
NFL TOTALS		2-2	100.0	71-71	100.0	76-83	91.6	80-101	79.2	43-52	82.7

CHRIS BOSWELL'S NFL POSTSEASON FIELD-GOAL ACCURACY STATISTICS

DATE	TEAM	1-19	PCT.	20-29	PCT.	30-39	PCT.	40-49	PCT.	50+	PCT.
2015	Steelers	0-0	0.0	1-1	100.0	4-4	100.0	2-2	100.0	0-0	0.0
2016	Steelers	0-0	0.0	2-2	100.0	3-3	100.0	3-3	100.0	0-0	0.0
2017	Steelers	0-0	0.0	0-0	0.0	0-0	0.0	0-0	0.0	0-0	0.0
2020	Steelers	0-0	0.0	0-0	0.0	0-0	0.0	1-1	100.0	0-0	0.0
2021	Steelers	0-0	0.0	0-0	0.0	0-0	0.0	0-0	0.0	0-0	0.0
2023	Steelers	0-0	0.0	0-0	0.0	0-0	0.0	1-1	100.0	0-0	0.0
2024	Steelers	0-0	0.0	0-0	0.0	0-0	0.0	0-0	0.0	0-0	0.0
NFL TOTALS		0-0	0.0	3-3	100.0	7-7	100.0	7-7	100.0	0-0	0.0



SINGLE-GAME HIGHS: KICKER

Field Goals Made	6 vs. Baltimore Ravens, Nov 17, 2024 6 at Atlanta Falcons, Sep 08, 2024 ...1 more at 6.	Points	18 vs. Baltimore Ravens, Nov 17, 2024 18 at Atlanta Falcons, Sep 08, 2024 ...1 more at 18.
Field Goal Attempts	6 vs. Baltimore Ravens, Nov 17, 2024 6 at Atlanta Falcons, Sep 08, 2024 ...1 more at 6.	Special Teams Tackles	1 vs. Baltimore Ravens, Oct 06, 2019 1 vs. Cleveland Browns, Oct 28, 2018 ...5 more at 1.
Longest Field Goals Made	59 vs. New York Jets, Oct 02, 2022 59 vs Dallas Cowboys, Nov 08, 2020	Kickoff Average	68.0 vs. Kansas City Chiefs, Oct 02, 2016 67.4 vs. Minnesota Vikings, Sep 17, 2017 ...3 more at 67.4.
Longest Field Goal Attempts	62 vs. Los Angeles Chargers, Sep 22, 2024 61 vs. Jacksonville Jaguars, Oct 29, 2023	Extra Point Attempt Percentage	100.0 at Cincinnati Bengals, Dec 01, 2024 100.0 vs. Cleveland Browns, Oct 18, 2020 ...4 more at 100.0.
PATs Made	7 vs. Carolina Panthers, Nov 08, 2018 5 at Cincinnati Bengals, Dec 01, 2024 ...5 more at 5.	Field Goal Percentage	100.0 vs. Baltimore Ravens, Nov 17, 2024 100.0 vs. New York Giants, Oct 28, 2024 ...11 more at 100.0.
PAT Attempts	7 vs. Carolina Panthers, Nov 08, 2018 6 vs. Atlanta Falcons, Oct 07, 2018	Touchbacks	7 at Las Vegas Raiders, Oct 13, 2024 6 vs. Cincinnati Bengals, Dec 23, 2023 ...7 more at 6.

SINGLE-GAME HIGHS - POSTSEASON: KICKER

Field Goals Made	6 at Kansas City Chiefs, Jan 15, 2017 4 at Cincinnati Bengals, Jan 09, 2016 3 at Denver Broncos, Jan 17, 2016 1 at Buffalo Bills, Jan 15, 2024 1 vs. Cleveland Browns, Jan 10, 2021 ...2 more at 1.	Points	18 at Kansas City Chiefs, Jan 15, 2017 12 at Cincinnati Bengals, Jan 09, 2016 10 at Denver Broncos, Jan 17, 2016 6 vs. Jacksonville Jaguars, Jan 14, 2018 6 vs. Miami Dolphins, Jan 08, 2017
Field Goal Attempts	6 at Kansas City Chiefs, Jan 15, 2017 4 at Cincinnati Bengals, Jan 09, 2016 3 at Denver Broncos, Jan 17, 2016 1 at Buffalo Bills, Jan 15, 2024 1 vs. Cleveland Browns, Jan 10, 2021 ...2 more at 1.	Kickoff Average	66.3 at Cincinnati Bengals, Jan 09, 2016 62.0 at Kansas City Chiefs, Jan 15, 2017 60.2 vs. Miami Dolphins, Jan 08, 2017 57.2 at Denver Broncos, Jan 17, 2016 54.2 vs. Cleveland Browns, Jan 10, 2021
Longest Field Goals Made	49 vs. Cleveland Browns, Jan 10, 2021 47 at Denver Broncos, Jan 17, 2016 45 at Kansas City Chiefs, Jan 15, 2017 40 at Buffalo Bills, Jan 15, 2024 39 at Cincinnati Bengals, Jan 09, 2016	Extra Point Attempt Percentage	100.0 vs. Jacksonville Jaguars, Jan 14, 2018
Longest Field Goal Attempts	49 vs. Cleveland Browns, Jan 10, 2021 47 at Denver Broncos, Jan 17, 2016 45 at Kansas City Chiefs, Jan 15, 2017 43 at Kansas City Chiefs, Jan 15, 2017 43 at Kansas City Chiefs, Jan 15, 2017 ...1 more at 43.	Field Goal Percentage	100.0 at Kansas City Chiefs, Jan 15, 2017 100.0 at Cincinnati Bengals, Jan 09, 2016
PATs Made	6 vs. Jacksonville Jaguars, Jan 14, 2018 3 at Kansas City Chiefs, Jan 16, 2022 3 vs. Miami Dolphins, Jan 08, 2017 2 at Buffalo Bills, Jan 15, 2024 2 vs. Cleveland Browns, Jan 10, 2021	Touchbacks	4 at Denver Broncos, Jan 17, 2016 4 at Cincinnati Bengals, Jan 09, 2016 3 at Baltimore Ravens, Jan 11, 2025 3 at Buffalo Bills, Jan 15, 2024 ...1 more at 3.
PAT Attempts	6 vs. Jacksonville Jaguars, Jan 14, 2018 4 vs. Miami Dolphins, Jan 08, 2017 3 at Kansas City Chiefs, Jan 16, 2022 2 at Baltimore Ravens, Jan 11, 2025 2 at Buffalo Bills, Jan 15, 2024 ...1 more at 2.		

2024 GAME-BY-GAME REGULAR-SEASON STATISTICS (STEELERS)

DATE	OPPONENT	P	FIELD GOALS				EXTRA POINTS				PTS	W/L	SCORE
			FGM	FGA	PCT	LG	XP	XPA	PCT	BLK			
09/08	at Falcons	P	6	6	100.0	57	0	0	0.0	0	18	W	18-10
09/15	at Broncos	P	2	2	100.0	53	1	1	100.0	0	7	W	13-6
09/22	Chargers	P	2	3	66.7	38	2	2	100.0	0	8	W	20-10
09/29	at Colts	P	1	1	100.0	50	3	3	100.0	0	6	L	24-27
10/06	Cowboys	P	1	1	100.0	41	2	2	100.0	0	5	L	17-20
10/13	at Raiders	P	4	4	100.0	52	2	2	100.0	0	14	W	32-13
10/20	Jets	P	3	3	100.0	46	4	4	100.0	0	13	W	37-15
10/28	Giants	P	4	4	100.0	31	2	2	100.0	0	14	W	26-18
11/10	at Commanders	P	0	0	0.0	0	4	4	100.0	0	4	W	28-27
11/17	Ravens	P	6	6	100.0	57	0	0	0.0	0	18	W	18-16
11/21	at Browns	P	2	3	66.7	48	1	1	100.0	0	7	L	19-24
12/01	at Bengals	P	3	4	75.0	50	5	5	100.0	0	14	W	44-38
12/08	Browns	P	2	2	100.0	54	3	3	100.0	0	9	W	27-14
12/15	at Eagles	P	2	2	100.0	49	1	1	100.0	0	7	L	13-27
12/21	at Ravens	P	1	1	100.0	51	2	2	100.0	0	5	L	17-34
12/25	Chiefs	P	1	1	100.0	36	1	1	100.0	0	4	L	10-29
01/04	Bengals	P	1	1	100.0	54	2	2	100.0	0	5	L	17-19
2024 TOTALS		17	41	44	93.2	57	35	35	100.0	0	158	10-7	



2023 GAME-BY-GAME REGULAR-SEASON STATISTICS (STEELERS)

DATE	OPPONENT	P	FIELD GOALS				EXTRA POINTS				PTS	W/L	SCORE
			FGM	FGA	PCT	LG	XP	XPA	PCT	BLK			
09/10	49ers	P	0	0	0.0	0	1	1	100.0	0	1	L	7-30
09/18	Browns	P	2	2	100.0	52	2	2	100.0	0	8	W	26-22
09/24	at Raiders	P	3	3	100.0	57	2	2	100.0	0	11	W	23-18
10/01	at Texans	P	2	2	100.0	35	0	0	0.0	0	6	L	6-30
10/08	Ravens	P	3	3	100.0	43	0	0	0.0	0	9	W	17-10
10/22	at Rams	P	1	1	100.0	53	3	3	100.0	0	6	W	24-17
10/29	Jaguars	P	1	2	50.0	22	1	1	100.0	0	4	L	10-20
11/02	Titans	P	2	2	100.0	30	2	2	100.0	0	8	W	20-16
11/12	Packers	P	3	3	100.0	49	2	2	100.0	0	11	W	23-19
11/19	at Browns	P	1	1	100.0	28	1	1	100.0	0	4	L	10-13
11/26	at Bengals	P	3	3	100.0	41	1	1	100.0	0	10	W	16-10
12/03	Cardinals	P	1	2	50.0	29	1	1	100.0	0	4	L	10-24
12/07	Patriots	P	1	1	100.0	56	1	1	100.0	0	4	L	18-21
12/16	at Colts	P	0	0	0.0	0	1	2	50.0	0	1	L	13-30
12/23	Bengals	P	2	2	100.0	50	4	4	100.0	0	10	W	34-11
12/31	at Seahawks	P	3	3	100.0	39	3	3	100.0	0	12	W	30-23
01/06	at Ravens	P	4	1	100.0	25	2	2	100.0	0	5	W	17-10
2023 TOTALS		17	29	31	93.5	57	27	28	96.4	0	114	10-7	

2022 GAME-BY-GAME REGULAR-SEASON STATISTICS (STEELERS)

DATE	OPPONENT	P	FIELD GOALS				EXTRA POINTS				PTS	W/L	SCORE
			FGM	FGA	PCT	LG	XP	XPA	PCT	BLK			
09/11	at Bengals	P	3	4	75.0	53	2	2	100.0	0	11	W	23-20+
09/18	Patriots	P	2	2	100.0	52	0	0	0.0	0	6	L	14-17
09/22	at Browns	P	1	2	50.0	34	2	2	100.0	0	5	L	17-29
10/02	Jets	P	2	2	100.0	59	2	2	100.0	0	8	L	20-24
10/09	at Bills	P	1	3	33.3	29	0	0	0.0	0	3	L	3-38
10/16	Buccaneers	P	2	2	100.0	55	2	2	100.0	0	8	W	20-18
10/23	at Dolphins	P	1	1	100.0	45	1	1	100.0	0	4	L	10-16
10/30	at Eagles											L	13-35
11/13	Saints											W	20-10
11/20	Bengals											L	30-37
11/28	at Colts											W	24-17
12/04	at Falcons											W	19-16
12/11	Ravens	P	0	1	0.0	0	2	2	100.0	0	2	L	14-16
12/18	at Panthers	P	1	1	100.0	50	3	3	100.0	0	6	W	24-16
12/24	Raiders	P	2	4	50.0	44	1	1	100.0	0	7	W	13-10
01/01	at Ravens	P	3	4	75.0	51	1	1	100.0	0	10	W	16-13
01/08	Browns	P	2	2	100.0	49	2	2	100.0	0	8	W	28-14
2022 TOTALS		12	20	28	71.4	59	18	18	100.0	0	78	9-8	

+ - Overtime

2021 GAME-BY-GAME REGULAR-SEASON STATISTICS (STEELERS)

DATE	OPPONENT	P	FIELD GOALS				EXTRA POINTS				PTS	W/L/T	SCORE
			FGM	FGA	PCT	LG	XP	XPA	PCT	BLK			
09/12	at Bills	P	3	3	100.0	45	2	2	100.0	0	11	W	23-16
09/19	Raiders	P	1	1	100.0	56	2	2	100.0	0	5	L	17-26
09/26	Bengals	P	1	2	50.0	26	1	1	100.0	0	4	L	10-24
10/03	at Packers	P	1	1	100.0	52	2	2	100.0	0	5	L	17-27
10/10	Broncos	P	2	2	100.0	48	3	3	100.0	0	9	W	27-19
10/17	Seahawks	P	3	3	100.0	52	2	2	100.0	0	11	W	23-20+
10/31	at Browns	P	1	1	100.0	31	0	0	0.0	0	3	W	15-10
11/08	Bears	P	3	3	100.0	54	2	3	66.7	0	11	W	29-27
11/14	Lions	P	3	3	100.0	51	1	1	100.0	0	10	T	16-16
11/21	at Chargers	P	3	3	100.0	45	4	4	100.0	0	13	L	37-41
11/28	at Bengals	P	1	1	100.0	40	1	1	100.0	0	4	L	10-41
12/05	Ravens	P	2	2	100.0	53	0	1	0.0	0	6	W	20-19
12/09	at Vikings	P	0	1	0.0	0	2	2	100.0	0	2	L	28-36
12/19	Titans	P	4	5	80.0	48	1	1	100.0	0	13	W	19-13
12/26	at Chiefs	P	1	2	50.0	34	1	1	100.0	0	4	L	10-36
01/03	Browns	P	4	4	100.0	50	2	2	100.0	0	14	W	26-14
01/09	at Ravens	P	3	3	100.0	40	1	1	100.0	0	10	W	16-13+
2021 TOTALS		17	36	40	90.0	56	27	29	93.1	0	135	9-7-1	

+ - Overtime

2020 GAME-BY-GAME REGULAR-SEASON STATISTICS (STEELERS)

DATE	OPPONENT	P	FIELD GOALS				EXTRA POINTS				PTS	W/L	SCORE	
			FGM	FGA	PCT	LG	XP	XPA	PCT	BLK				
09/14	at Giants	P	2	2	100.0	41	2	3	66.7	0	8	W	26-16	
09/20	Broncos	P	1	1	100.0	21	3	3	100.0	0	6	W	26-21	
09/27	Texans	P	2	2	100.0	33	2	2	100.0	0	8	W	28-21	
10/11	Eagles	P	1	1	100.0	41	5	5	100.0	0	8	W	38-29	
10/18	Browns	P	1	1	100.0	35	5	5	100.0	0	8	W	38-7	
10/25	at Titans	P	2	2	100.0	38	3	3	100.0	0	9	W	27-24	
11/01	at Ravens	P	0	0	0.0	0	4	4	100.0	0	4	W	28-24	
11/08	at Cowboys	P	2	2	100.0	59	0	2	0.0	1	6	W	24-19	
11/15	Bengals	P	3	3	100.0	45	3	3	100.0	0	12	W	36-10	
11/22	at Jaguars	P	3	3	66.7	47	3	3	100.0	0	9	W	27-3	
12/02	Ravens	P	2	2	100.0	27	1	2	50.0	0	7	W	19-14	
12/07	Football Team											L	17-23	
12/13	at Bills	P	0	0	0.0	0	1	1	100.0	0	1	L	15-26	
12/21	at Bengals	P	1	1	100.0	25	2	2	100.0	0	5	L	17-27	
12/27	Colts											W	28-24	
01/03	at Browns											L	22-24	
2020 TOTALS			13		19	20	95.0	59	34	38	89.5	1	91	12-4

2019 GAME-BY-GAME REGULAR-SEASON STATISTICS (STEELERS)

DATE	OPPONENT	P	FIELD GOALS				EXTRA POINTS				PTS	W/L	SCORE	
			FGM	FGA	PCT	LG	XP	XPA	PCT	BLK				
09/08	at Patriots	P	1	1	100.0	19	0	0	0.0	0	3	L	3-33	
09/15	Seahawks	P	2	2	100.0	41	2	2	100.0	0	8	L	26-28	
09/22	at 49ers	P	2	2	100.0	46	2	2	100.0	0	8	L	20-24	
09/30	Bengals	P	2	2	100.0	49	3	3	100.0	0	9	W	27-3	
10/06	Ravens	P	3	3	100.0	41	2	2	100.0	0	11	L	23-26+	
10/13	at Chargers	P	1	1	100.0	20	3	3	100.0	0	6	W	24-17	
10/28	Dolphins	P	2	3	66.7	42	3	3	100.0	0	9	W	27-14	
11/03	Colts	P	4	4	100.0	51	2	2	100.0	0	14	W	26-24	
11/10	Rams	P	1	1	100.0	33	2	2	100.0	0	5	W	17-12	
11/14	at Browns	P	0	1	0.0	0	1	1	100.0	0	1	L	7-21	
11/24	at Bengals	P	3	3	100.0	47	1	1	100.0	0	10	W	16-10	
12/01	Browns	P	2	2	100.0	39	2	2	100.0	0	8	W	20-13	
12/08	at Cardinals	P	3	3	100.0	37	2	2	100.0	0	11	W	23-17	
12/15	Bills	P	1	1	100.0	49	1	1	100.0	0	4	L	10-17	
12/22	at Jets	P	1	1	100.0	49	1	1	100.0	0	4	L	10-16	
12/29	at Ravens	P	1	1	100.0	26	1	1	100.0	0	4	L	10-28	
2019 TOTALS			16		29	31	93.5	51	28	28	100.0	0	115	8-8

+ - Overtime

2018 GAME-BY-GAME REGULAR-SEASON STATISTICS (STEELERS)

DATE	OPPONENT	P	FIELD GOALS				EXTRA POINTS				PTS	W/L/T	SCORE	
			FGM	FGA	PCT	LG	XP	XPA	PCT	BLK				
09/09	at Browns	P	0	1	0.0	0	3	3	100.0	0	3	T	21-21	
09/16	Chiefs	P	0	1	0.0	0	3	4	75.0	0	3	L	37-42	
09/24	at Buccaneers	P	1	2	50.0	38	3	4	75.0	0	6	W	30-27	
09/30	Ravens	P	2	2	100.0	39	0	0	0.0	0	6	L	14-26	
10/07	Falcons	P	0	0	0.0	0	5	6	83.3	0	5	W	41-17	
10/14	at Bengals	P	2	2	100.0	24	2	2	100.0	0	8	W	28-21	
10/28	Browns	P	1	1	100.0	42	4	4	100.0	0	7	W	33-18	
11/04	at Ravens	P	1	1	100.0	29	2	3	66.7	0	5	W	23-16	
11/08	Panthers	P	1	1	100.0	50	7	7	100.0	0	10	W	52-21	
11/18	at Jaguars	P	0	0	0.0	0	2	2	100.0	0	2	W	20-16	
11/25	at Broncos	P	1	2	50.0	41	2	2	100.0	0	5	L	17-24	
12/02	Chargers	P	1	1	100.0	48	3	4	75.0	0	6	L	30-33	
12/09	at Raiders	P	0	2	0.0	0	3	3	100.0	0	3	L	21-24	
12/16	Patriots	P	1	2	50.0	48	2	2	100.0	0	5	W	17-10	
12/23	at Saints	P	2	2	100.0	49	2	2	100.0	0	8	L	28-31	
12/30	Bengals											W	16-13	
2018 TOTALS			15		13	20	65.0	50	43	48	89.6	0	82	9-6-1

2017 GAME-BY-GAME REGULAR-SEASON STATISTICS (STEELERS)

DATE	OPPONENT	P	FIELD GOALS				EXTRA POINTS				PTS	W/L	SCORE	
			FGM	FGA	PCT	LG	XP	XPA	PCT	BLK				
09/10	at Browns	P	0	0	0.0	0	3	3	100.0	0	3	W	21-18	
09/17	Vikings	P	4	4	100.0	46	2	2	100.0	0	14	W	26-9	
09/24	at Bears	P	1	2	50.0	32	2	2	100.0	0	5	L	17-23+	
10/01	at Ravens	P	2	3	66.7	49	2	2	100.0	0	8	W	26-9	
10/08	Jaguars	P	3	3	100.0	34	0	0	0.0	0	9	L	9-30	
10/15	at Chiefs	P	1	1	100.0	24	2	2	100.0	0	5	W	19-13	
10/22	Bengals	P	5	5	100.0	49	2	2	100.0	0	17	W	29-14	
10/29	at Lions	P	2	2	100.0	38	2	2	100.0	0	8	W	20-15	
11/12	at Colts	P	2	3	66.7	41	0	1	0.0	1	6	W	20-17	
11/16	Titans	P	4	4	100.0	50	4	4	100.0	0	16	W	40-17	
11/26	Packers	P	1	1	100.0	53	2	3	66.7	0	5	W	31-28	
12/04	at Bengals	P	3	3	100.0	38	2	2	100.0	0	11	W	23-20	
12/10	Ravens	P	4	4	100.0	52	3	3	100.0	0	15	W	39-38	
12/17	Patriots	P	1	1	100.0	51	3	3	100.0	0	6	L	24-27	
12/25	at Texans	P	2	2	100.0	36	4	4	100.0	0	10	W	34-6	
12/31	Browns	P	0	0	0.0	0	4	4	100.0	0	4	W	28-24	
2017 TOTALS			16		35	38	92.1	53	37	39	94.9	1	142	13-3

+ - Overtime



2016 GAME-BY-GAME REGULAR-SEASON STATISTICS (STEELERS)

DATE	OPPONENT	P	FIELD GOALS				EXTRA POINTS				PTS	W/L	SCORE			
			FGM	FGA	PCT	LG	XP	XPA	PCT	BLK						
09/12	at Redskins	P	1	1	100.0	46	5	5	100.0	0	8	W	38-16			
09/18	Bengals	P	1	1	100.0	49	3	3	100.0	0	6	W	24-16			
09/25	at Eagles	P	1	2	50.0	40	0	0	0.0	0	3	L	3-34			
10/02	Chiefs	P	0	0	0.0	0	5	5	100.0	0	5	W	43-14			
10/09	Jets	P	1	1	100.0	47	4	4	100.0	0	7	W	31-13			
10/16	at Dolphins	P	0	0	0.0	0	1	1	100.0	0	1	L	15-30			
10/23	Patriots	P	3	5	60.0	46	1	1	100.0	0	10	L	16-27			
11/06	at Ravens	P	0	0	0.0	0	2	2	100.0	0	2	L	14-21			
11/13	Cowboys	P	2	3	66.7	39	0	0	0.0	0	6	L	30-35			
11/20	at Browns	P	3	3	100.0	33	1	1	100.0	0	10	W	24-9			
11/24	at Colts	P	0	0	0.0	0	4	4	100.0	0	4	W	28-7			
12/04	Giants						INACTIVE					W	24-14			
12/11	at Bills	P	2	2	100.0	39	3	3	100.0	0	9	W	27-20			
12/18	at Bengals	P	6	6	100.0	49	0	0	0.0	0	18	W	24-20			
12/25	Ravens	P	1	1	100.0	36	4	4	100.0	0	7	W	31-27			
01/01	Browns	P	0	0	0.0	0	3	3	100.0	0	3	W	27-24+			
2016 TOTALS			15			21	25		84.0	49	36	36	100.0	0	99	11-5

+ - Overtime

2015 GAME-BY-GAME REGULAR-SEASON STATISTICS (STEELERS)

DATE	OPPONENT	P	FIELD GOALS				EXTRA POINTS				PTS	W/L	SCORE			
			FGM	FGA	PCT	LG	XP	XPA	PCT	BLK						
09/10	at Patriots						NOT ON ROSTER					L	21-28			
09/20	49ers						NOT ON ROSTER					W	43-18			
09/27	at Rams						NOT ON ROSTER					W	12-6			
10/01	Ravens						NOT ON ROSTER					L	20-23+			
10/12	at Chargers	P	1	1	100.0	47	3	3	100.0	0	6	W	24-20			
10/18	Cardinals	P	4	4	100.0	51	1	1	100.0	0	13	W	25-13			
10/25	at Chiefs	P	2	2	100.0	36	1	1	100.0	0	7	L	13-23			
11/01	Bengals	P	1	1	100.0	32	1	1	100.0	0	4	L	10-16			
11/08	Raiders	P	3	4	75.0	38	3	3	100.0	0	12	W	38-35			
11/15	Browns	P	3	3	100.0	34	1	2	50.0	0	10	W	30-9			
11/29	at Seahawks	P	3	3	100.0	44	1	1	100.0	0	10	L	30-39			
12/06	Colts	P	3	4	75.0	51	4	4	100.0	0	13	W	45-10			
12/13	at Bengals	P	4	4	100.0	47	3	3	100.0	0	15	W	33-20			
12/20	Broncos	P	2	2	100.0	41	4	4	100.0	0	10	W	34-27			
12/27	at Ravens	P	1	1	100.0	34	2	2	100.0	0	5	L	17-20			
01/03	at Browns	P	2	3	66.7	39	2	2	100.0	0	8	W	28-12			
2015 TOTALS			12			29	32		90.6	51	26	27	96.3	0	113	10-6


+ - Overtime

2024 GAME-BY-GAME POSTSEASON STATISTICS (STEELERS)

DATE	OPPONENT	P	FIELD GOALS				EXTRA POINTS				PTS	W/L	SCORE	
			FGM	FGA	PCT	LG	XP	XPA	PCT	BLK				
01/11	at Ravens	P	0	0	0.0	0	2	2	100.0	0	2	L	14-28	
2024 TOTALS			1			0	2	2	100.0	0	2	0-1		

2023 GAME-BY-GAME POSTSEASON STATISTICS (STEELERS)

DATE	OPPONENT	P	FIELD GOALS				EXTRA POINTS				PTS	W/L	SCORE			
			FGM	FGA	PCT	LG	XP	XPA	PCT	BLK						
01/15	at Bills	P	1	1	100.0	40	2	2	100.0	0	5	L	17-31			
2023 TOTALS			1			1	1	1	100.0	40	2	2	100.0	0	5	0-1



CARSON BRUENER

LB
HEIGHT: 6-2
WEIGHT: 226
BORN: June 6, 2001
COLLEGE: Washington

NOW ACQUIRED: D7a '25
NFL EXPERIENCE: 0
BIRTHPLACE: Woodinville, WA

44

PRO CAREER

- ✦ Has yet to make NFL debut

TRANSACTIONS

- ✦ Drafted by Pittsburgh in the seventh round (226th overall) of the 2025 NFL Draft

PERSONAL

- ✦ Attended Redmond H.S. (Redmond, Wash.), where he was rated the No. 51 inside linebacker in the nation and No. 16 recruit in the state by 247Sports
- ✦ Recorded 122 tackles and 13 tackles for loss as a senior for the Redmond Mustangs
- ✦ Named defensive MVP of the 4A KingCo Crown Division as a senior
- ✦ Named to the Seattle Times' "Star Times" all-area team and to the Times' all-state team (for all levels)
- ✦ First-team All-KingCo Crown Division at linebacker and second-team at tight end as a junior in 2018
- ✦ Rated as the No. 8 recruit in the state, according to Rivals.com
- ✦ Ranked the No. 28 inside linebacker in the nation by ESPN
- ✦ Father, Mark Bruener, was a standout tight end at Washington, who was one of two true freshmen to play for the 1991 National Championship team
- ✦ Mark, who is currently a scout for the Steelers, was a first-round NFL Draft pick and played nine seasons for Pittsburgh and five more for the Houston Texans
- ✦ Also played on the Mustangs' basketball team

COLLEGE

- ✦ Played five seasons as a linebacker at Washington (2020-24), where he played in 52 games (19 starts) and registered 305 tackles (180 solo), 10.5 tackles for loss, 1.5 sacks, seven quarterback hits, five interceptions, nine passes defended and four forced fumbles
- ✦ Voted a captain for the Huskies in 2024
- ✦ Started all 13 games in 2024 and led the team with 103 tackles and three interceptions
- ✦ One of only two Big Ten players with 100+ tackles and 3+ interceptions in 2024
- ✦ Named third-team All-Big Ten by both the coaches and the media
- ✦ Named to the Fall Academic All-Big Ten team
- ✦ Four tackles, one of them for a loss, and a pass breakup, vs. Washington State
- ✦ Led the Huskies with nine tackles and two pass breakups at Rutgers
- ✦ Registered 12 tackles and two interceptions in the win over USC
- ✦ Named Big Ten Defensive Player of the Week following the USC game
- ✦ Recorded 11 tackles and a forced fumble at Penn State
- ✦ Led all players with 11 tackles in the Tony the Tiger Sun Bowl vs. Louisville
- ✦ Won the UW's defensive most valuable player award at the team's postseason banquet

CARSON BRUENER'S COLLEGE DEFENSIVE STATISTICS

DATE	TEAM	GP	GS	TACKLES							INTERCEPTIONS					O. FUMB			ST			MISC							
				TK	S	A	TFL	YDS	SK	YDS	QBH	NO	YDS	LG	TD	PD	FF	FR	TD	YDS	TK	S	A	FF	FR	S	A		
2021	Washington	11	5	70	48	22	2.5	15.0	1.5	11.0	2	1	50	50	0	0	2	0	0	0	0	0	0	0	0	0	0	0	0
2022	Washington	13	0	45	29	16	3.5	9.0	0.0	0.0	1	0	0	0	0	1	0	0	0	0	0	0	0	0	0	0	0	0	
2023	Washington	15	1	86	43	43	2.5	3.0	0.0	0.0	1	1	33	33	0	3	1	0	0	0	0	0	0	0	0	0	0	0	
2024	Washington	13	13	104	60	44	2.0	3.0	0.0	0.0	3	3	55	24	0	5	1	0	0	0	0	0	0	0	0	0	0	0	
TOTALS		52	19	305	180	125	10.5	30.0	1.5	11.0	7	5	138	50	0	9	4	0	0	0	0	0	0	0	0	0	0	0	



SEBASTIAN CASTRO

DB
HEIGHT: 5-11
WEIGHT: 203
BORN: October 14, 2000
COLLEGE: Iowa

NOW ACQUIRED: UDFA '25
NFL EXPERIENCE: R
BIRTHPLACE: Oak Lawn, IL



PRO CAREER

- ✦ Has yet to make NFL debut

TRANSACTIONS

- ✦ Signed with Pittsburgh as an undrafted rookie free agent on May 9, 2025

PERSONAL


- ✦ Attended Richards H.S. (Oak Lawn, Ill.), where he helped the team post three-year record of 26-7, while advancing to state playoffs three straight seasons, including state semifinals as a senior
- ✦ Three-year football letterman as defensive back and quarterback
- ✦ Player of the Year by The Reporter and Daily Southtown as a senior
- ✦ SSC Red Player of the Year as a junior and senior
- ✦ Earned first-team all-state honors by the Champaign News-Gazette as a junior and senior
- ✦ First-team all-conference and all-area by the IHSFCA as a junior and senior
- ✦ First-team all-conference and all-area for three straight years
- ✦ Career defensive totals included 210 tackles, 12 tackles for loss, six forced fumbles, four fumble recoveries, 11 interceptions and seven pass break-ups
- ✦ Career offensive totals included 121-of-206 pass attempts for 1,727 yards and 16 TDs, while rushing 161 times for 1,145 yards and 14 TDs
- ✦ Served as team captain as a junior and senior
- ✦ Also lettered in track
- ✦ Born Oct. 14, 2000
- ✦ Mother is Ruby Gonzalez

COLLEGE

- ✦ Played five seasons at Iowa (2020-24), where he played 53 career games (32 starts) and registered 163 career tackles (113 solo), 14 tackles for loss, 2.0 sacks, five forced fumbles, 14 pass breakups, four interceptions, 18 passes defended and one defensive TD
- ✦ Started 10 games, marking his 30th career start, in 2024
- ✦ Recorded 45 tackles (30 solo), three tackles for a loss, one interception, one pass break-up, one QB pressure and one forced fumble
- ✦ Recorded a season-high seven tackles (six solo), including a career-high two tackles for a loss, and one QB pressure at UCLA in 2024
- ✦ Registered six tackles (three solo), as well as his first tackle for a loss and his first interception of 2024 at #3 Ohio State
- ✦ 2023 Pro Football Focus First Team All-American
- ✦ 2023 Associated Press Third Team All-American
- ✦ 2023 Phil Steele Honorable Mention All-American
- ✦ 2023 Second Team All-Big Ten by league media

SEBASTIAN CASTRO'S COLLEGE DEFENSIVE STATISTICS

DATE	TEAM	GP	GS	TACKLES							INTERCEPTIONS					O. FUMB			ST			MISC						
				TK	S	A	TFL	YDS	SK	YDS	QBH	NO	YDS	LG	TD	PD	FF	FR	TD	YDS	TK	S	A	FF	FR	S	A	
2020	Iowa	1	0	0	0	0	0.0	0.0	0.0	0.0	0	0	0	0	0	0	0	0	0	0	0	0	0	0	0	0	0	
2021	Iowa	13	0	6	5	1	0.0	0.0	0.0	0.0	0	0	0	0	0	0	0	0	0	0	0	0	0	0	0	0	0	
2022	Iowa	13	7	33	22	11	3.0	14.0	1.0	10.0	0	0	0	0	5	2	0	0	0	0	0	0	0	0	0	0	0	
2023	Iowa	14	13	67	47	20	8.0	16.0	0.0	0.0	1	3	36	30	1	8	1	0	0	0	0	0	0	0	0	0	0	
2024	Iowa	12	12	57	39	18	3.0	6.0	0.0	0.0	1	1	0	0	1	2	0	0	0	0	0	0	0	0	0	0	0	
TOTALS		53	32	163	113	50	14.0	36.0	1.0	10.0	2	4	36	30	1	14	5	0	0	0	0	0	0	0	0	0	0	0



CHUCK CLARK

S
 HEIGHT: 6-0
 WEIGHT: 205
 BORN: April 19, 1995
 COLLEGE: Virginia Tech

HOW ACQUIRED: FA '25
 NFL EXPERIENCE: 8th year
 BIRTHPLACE: Suffolk, VA



REGULAR SEASON COMPARISON: DEFENSIVE - TAMPA BAY BUCCANEERS

DATE	OPP	W/L	GP/GS	TACKLES					SACK	YDS.	INT	TFL	PD	QBH	TD	MISC	
				TOT	SOLO	ASST	FF	FR									
12/16/18	BLT vs. TB	W	P	0	0	0	0.0	0.0	0	0	0	0	0	0	0	0	0
10/27/22	BLT @ TB	W	S	3	2	1	0.0	0.0	0	0	1	0	0	0	0	0	0
TOTALS		2/0	2/1	3	2	1	0.0	0.0	0	0	1	0	0	0	0	0	0

CHUCK CLARK'S NFL REGULAR SEASON DEFENSIVE STATISTICS

DATE	TEAM	GP	GS	TACKLES					INTERCEPTIONS					O. FUMB			ST		MISC								
				TK	S	A	TFL	YDS	SK	YDS	QBH	NO	YDS	LG	TD	PD	FF	FR	TD	YDS	TK	S	A	FF	FR	S	A
2017	Ravens	15	0	5	5	0	0	0.0	0.0	0	0	0	0	2	0	0	0	0	8	7	1	0	0	0	0	0	
2018	Ravens	16	2	13	10	3	0	0.0	0.0	0	1	5	5	0	1	0	0	0	8	6	2	0	0	0	0	0	
2019	Ravens	16	12	68	43	25	2	5	1.0	8.0	3	1	12	12	0	9	2	0	0	5	2	3	0	0	0	0	
2020	Ravens	16	16	96	57	39	3	9	1.5	11.0	4	1	0	0	4	2	3	1	66	0	0	0	0	0	0	0	
2021	Ravens	16	16	77	46	31	3	13	1.0	12.0	1	2	17	17	1	12	0	0	3	3	0	0	0	0	0	0	
2022	Ravens	17	17	101	61	40	0	0	0.0	0.0	0	0	0	0	4	1	1	0	-6	0	0	0	0	0	0	0	
2023	Jets	0	0	0	0	0	0	0	0.0	0.0	0	0	0	0	0	0	0	0	0	0	0	0	0	0	0	0	
2024	Jets	12	12	69	38	31	1	8	1.0	8.0	1	0	0	0	2	1	1	0	0	0	0	0	0	0	0	0	
NFL TOTALS		108	75	429	260	169	9	35	4.5	39.0	9	5	34	17T	1	34	6	5	1	60	24	18	6	0	0	0	0

CHUCK CLARK'S NFL POSTSEASON DEFENSIVE STATISTICS

DATE	TEAM	GP	GS	TACKLES					INTERCEPTIONS					O. FUMB			ST		MISC							
				TK	S	A	TFL	YDS	SK	YDS	QBH	NO	YDS	LG	TD	PD	FF	FR	TD	YDS	TK	S	A	FF	FR	S
2018	Ravens	1	0	0	0	0	0	0.0	0.0	0	0	0	0	0	0	0	0	0	0	0	0	0	0	0	0	0
2019	Ravens	1	1	2	1	1	0	0	0.0	0.0	0	0	0	0	0	0	0	0	0	0	0	0	0	0	0	0
2020	Ravens	2	2	7	4	3	1	0	0.0	0.0	0	0	0	0	0	0	0	0	0	0	0	0	0	0	0	0
2022	Ravens	1	1	3	3	0	0	0.0	0.0	0	0	0	0	0	0	0	0	0	0	0	0	0	0	0	0	0
NFL TOTALS		5	4	12	8	4	1	0	0.0	0.0	0	0	0	0	0	0	0	0	0	0	0	0	0	0	0	0

SINGLE-GAME HIGHS: DEFENSIVE

- Total Tackles** 13 at Pittsburgh Steelers, Dec 02, 2020
12 at Detroit Lions, Sep 26, 2021
- Solo Tackles** 9 at Detroit Lions, Sep 26, 2021
6 at Jacksonville Jaguars, Dec 15, 2024
...5 more at 6.
- Sacks** 1.0 vs. New England Patriots, Sep 19, 2024
1.0 at Detroit Lions, Sep 26, 2021
...2 more at 1.0.
- Passes Defensed** 4 at Cleveland Browns, Dec 22, 2019
3 vs. Los Angeles Rams, Jan 02, 2022
...1 more at 3.
- Forced Fumbles** 1 vs. New England Patriots, Sep 19, 2024
1 at New York Jets, Sep 11, 2022
...4 more at 1.
- Fumble Recoveries** 2 at Indianapolis Colts, Nov 08, 2020
1 vs. New England Patriots, Sep 19, 2024
...2 more at 1.
- Tackles For Loss** 1 vs. New England Patriots, Sep 19, 2024
1 vs. Indianapolis Colts, Oct 11, 2021
...7 more at 1.
- Interceptions** 2 vs. Los Angeles Rams, Jan 02, 2022
1 at Cincinnati Bengals, Jan 03, 2021
...2 more at 1.
- Interception Return Yards** 17 vs. Los Angeles Rams, Jan 02, 2022
12 vs. New York Jets, Dec 12, 2019
- Special Teams Tackles** 2 vs. Buffalo Bills, Sep 09, 2018
1 vs. Pittsburgh Steelers, Jan 09, 2022
...21 more at 1.
- Longest Opp Fumble Return** 65 at Indianapolis Colts, Nov 08, 2020
1 at Philadelphia Eagles, Oct 18, 2020

SINGLE-GAME HIGHS - POSTSEASON: DEFENSIVE

- Total Tackles** 4 at Buffalo Bills, Jan 16, 2021
3 at Tennessee Titans, Jan 10, 2021
2 vs. Tennessee Titans, Jan 11, 2020
- Solo Tackles** 2 at Buffalo Bills, Jan 16, 2021
2 at Tennessee Titans, Jan 10, 2021
1 vs. Tennessee Titans, Jan 11, 2020
- Tackles For Loss** 1 at Buffalo Bills, Jan 16, 2021



**DYLAN
COOK**

QT
HEIGHT: 6-5
WEIGHT: 305
BORN: January 11, 1998
COLLEGE: Montana

HOW ACQUIRED: FA '23
NFL EXPERIENCE: 3rd year
BIRTHPLACE: Butte, MT

PRO CAREER

- ✦ Has yet to make NFL debut

2024 (STEELERS)

- ✦ Spent the first half of the year on Injured Reserve/Designated to Return
- ✦ Spent the second half of the year on the Practice Squad

2023 (STEELERS)

- ✦ Spent the entire year on the Active/Inactive roster, but was not active for a game

TRANSACTIONS

- ✦ Signed a Reserve/Future contract with Pittsburgh Jan. 14, 2025
- ✦ Signed to the Steelers practice squad Nov. 4, 2024
- ✦ Signed a one-year contract with Pittsburgh on May 18, 2023
- ✦ Released by Tampa Bay on May 15, 2023
- ✦ Signed a Reserve/Future contract with the Buccaneers on Jan. 17, 2023
- ✦ Signed to the Tampa Bay practice squad on Dec. 27, 2022
- ✦ Signed to the Buccaneers practice squad on Aug. 31, 2022
- ✦ Released by Tampa Bay on Aug. 30, 2022
- ✦ Signed as an undrafted free agent with the Buccaneers on May 13, 2022

PERSONAL

- ✦ Attended Butte High School (Butte, Montana)
- ✦ Played quarterback at Butte High School, throwing for 3,124 yards and 30 TDs as a junior, while earning Class AA offensive MVP honors after leading his team to a state title
- ✦ Graduated with a degree in public administration from Montana

COLLEGE

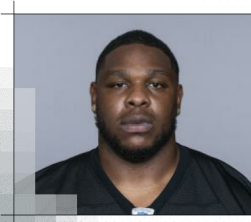
- ✦ Appeared in 27 games for Montana (2018-21), making 23 starts, after successfully transitioning from quarterback to offensive lineman
- ✦ Earned fourth-team All-Big Sky honors from Phil Steele, starting all 11 games in which he played during his redshirt senior season in 2021
- ✦ In 2020, the Big Sky Conference suspended the fall football season due to the COVID-19 pandemic
- ✦ Played in both of Montana's games played during the Spring of 2021
- ✦ Played in 13 games in 2019 at right tackle, starting 11, and earning a scholarship after previously joining the team as a walk-on
- ✦ Transferred to the University of Montana in 2018 and spent his redshirt sophomore year making the transition from quarterback to offensive line
- ✦ Spent his first two collegiate seasons as a quarterback at Montana State University-Northern, completing 11-of-18 passes for 181 yards and two TDs and rushing 43 times for 177 yards and three TDs

DYLAN COOK'S NFL REGULAR SEASON STATISTICS

DATE	TEAM	GP	GS
2022	Buccaneers	0	0
2023	Steelers	0	0
2024	Steelers	0	0
NFL TOTALS		0	0

DYLAN COOK'S NFL POSTSEASON STATISTICS

DATE	TEAM	GP	GS
2022	Buccaneers	0	0
2023	Steelers	0	0
2024	Steelers	0	0
NFL TOTALS		0	0



**DOMINIQUE
DAVIS**

DT
HEIGHT: 6-2
WEIGHT: 330
BORN: February 20, 1996
COLLEGE: UNC Pembroke

NOW ACQUIRED: FA '25
NFL EXPERIENCE: 3rd year
BIRTHPLACE: Laurinburg, NC



PRO CAREER

- ✦ Has played in two regular-season games (no starts) over his NFL career (N.Y. Jets 2020; Cincinnati 2022-24; Pittsburgh 2024)
- ✦ Has registered three tackles (no solo)
- ✦ Not in the NFL for two seasons after originally signing with the N.Y. Jets as a college free agent in 2020, but played for the Houston Gamblers of the USFL in 2022 and had 3.5 sacks
- ✦ First player from UNC Pembroke to play in the NFL
- ✦ Made NFL debut in Week 8 of 2022 (at Cleveland)

2024 (BENGALS/STEELERS)

- ✦ Did not play in an NFL game

2023 (BENGALS)

- ✦ Spent 16 games on Practice Squad
- ✦ Signed to Active Roster for Dec. 23 game at Pittsburgh (active/DNP), then was waived on Dec. 25 and signed back to Practice Squad on Dec. 27

2022 (BENGALS)

- ✦ Signed as a free agent on July 25 and saw action in all three preseason games
- ✦ Played in two regular-season games, recording three tackles
- ✦ Spent first seven weeks on the Practice Squad, before being elevated to the active roster for Week 8
- ✦ Made NFL debut on Oct. 31 at Cleveland, registering two tackles on back-to-back plays in the third quarter
- ✦ Signed to the active roster for the Nov. 6 game vs. Carolina, and had one tackle in the fourth quarter of a 42-21 Bengals win
- ✦ Played in 10 games for the Houston Gamblers of the USFL, and totaled 57 tackles with 3.5 sacks

2021 (NO TEAM)

- ✦ Did not play in an NFL game

2020 (BENGALS)

- ✦ Did not play in an NFL game
- ✦ Participated in N.Y. Jets training camp but was released on July 30

TRANSACTIONS

- ✦ Signed a Reserve/Future contract with Pittsburgh on Jan. 14, 2025
- ✦ Restored to the Cincinnati practice squad on Jan. 5, 2025
- ✦ Elevated to the Bengals Active/Inactive roster from the Practice Squad on Jan. 4, 2025
- ✦ Signed to the Cincinnati Practice Squad on Dec. 24, 2024
- ✦ Released from the Steelers Practice Squad on Dec. 6, 2024
- ✦ Signed to the Pittsburgh Practice Squad on Nov. 5, 2024
- ✦ Released from the Bengals Practice Squad on Oct. 22, 2024
- ✦ Restored to the Cincinnati practice squad on Sept. 24, 2024
- ✦ Elevated to the Bengals Active/Inactive roster from the Practice Squad on Sept. 23, 2024
- ✦ Signed to the Cincinnati Practice Squad on Aug. 28, 2024
- ✦ Waived by the Bengals on Aug. 27, 2024
- ✦ Signed a Reserve/Future contract with Cincinnati on Jan. 8, 2024
- ✦ Signed to the Bengals Practice Squad on Dec. 27, 2023
- ✦ Waived by Cincinnati on Dec. 25, 2023
- ✦ Signed to the Bengals Active Roster from the Practice Squad on Dec. 22, 2023
- ✦ Signed to the Cincinnati Practice Squad on Aug. 30, 2023
- ✦ Waived by the Bengals on Aug. 29, 2023
- ✦ Signed a Reserve/Future contract with Cincinnati on Jan. 31, 2023
- ✦ Signed to the Bengals Practice Squad on Nov. 8, 2022
- ✦ Waived by Cincinnati on Nov. 7, 2022
- ✦ Signed to the Bengals Active Roster from the Practice Squad on Nov. 5, 2022
- ✦ Signed to the Cincinnati Practice Squad on Aug. 31, 2022
- ✦ Waived by the Bengals on Aug. 30, 2022
- ✦ Signed a one-year contract with Cincinnati on July 25, 2022
- ✦ Waived by N.Y. Jets on July 30, 2020
- ✦ Signed with N.Y. Jets as an undrafted rookie free agent on May 6, 2020

PERSONAL

- ✦ Attended Scotland H.S., where he led the team to a combined 27-3 record over final two seasons
- ✦ Earned all-region honors as a junior and senior
- ✦ As a senior, registered 54 tackles, with 4.0 sacks and 16 TFLs
- ✦ Majored in exercise and sports science at North Carolina at Pembroke



COLLEGE

- ✦ Spent three seasons at North Carolina at Pembroke (2017-19)
- ✦ Played in 31 games and totaled 123 tackles (51 solo), 6.0 sacks, 15 tackles for loss, one pass defended and two fumble recoveries

DOMENIQUE DAVIS' NFL REGULAR SEASON DEFENSIVE STATISTICS

DATE	TEAM	GP	GS	TACKLES						INTERCEPTIONS					O. FUMB			ST			MISC						
				TK	S	A	SK	YDS	TFL	YDS	QBH	NO	YDS	LG	TD	PD	FF	FR	TD	YDS	TK	S	A	FF	FR	S	A
2022	Bengals	2	0	3	0	3	0	0	0.0	0.0	0	0	0	0	0	0	0	0	0	0	0	0	0	0	0	0	
2023	Bengals	0	0	0	0	0	0	0	0.0	0.0	0	0	0	0	0	0	0	0	0	0	0	0	0	0	0		
2024	Bengals	0	0	0	0	0	0	0	0.0	0.0	0	0	0	0	0	0	0	0	0	0	0	0	0	0	0		
Went from Cincinnati to Pittsburgh.																											
2024	Steelers	0	0	0	0	0	0	0	0.0	0.0	0	0	0	0	0	0	0	0	0	0	0	0	0	0	0	0	
2024	TOTAL	0	0	0	0	0	0	0	0.0	0.0	0	0	0	0	0	0	0	0	0	0	0	0	0	0	0	0	
NFL TOTALS		2	0	3	0	3	0	0	0.0	0.0	0	0	0	0	0	0	0	0	0	0	0	0	0	0	0	0	

DOMENIQUE DAVIS' NFL POSTSEASON DEFENSIVE STATISTICS

DATE	TEAM	GP	GS	TACKLES						INTERCEPTIONS					O. FUMB			ST			MISC					
				TK	S	A	SK	YDS	TFL	YDS	QBH	NO	YDS	LG	TD	PD	FF	FR	TD	YDS	TK	S	A	FF	FR	S
2022	Bengals	0	0	0	0	0	0	0	0.0	0.0	0	0	0	0	0	0	0	0	0	0	0	0	0	0	0	0
NFL TOTALS		0	0	0	0	0	0	0	0.0	0.0	0	0	0	0	0	0	0	0	0	0	0	0	0	0	0	0

2024 GAME-BY-GAME REGULAR-SEASON STATISTICS (BENGALS/STEELERS)

DATE	OPPONENT	P/S	TACKLES						INTERCEPTIONS					O. FUMB			ST			MISC		W/L	SCORE				
			TK	S	A	SK	YDS	TFL	YDS	QBH	NO	YDS	LG	TD	PD	FF	FR	TD	YDS	TK	S			A	FF	FR	S
09/08	Patriots																									L	10-16
09/15	at Chiefs																									L	25-26
09/23	Commanders																									L	33-38
09/29	at Panthers																									W	34-24
10/06	Ravens																									L	38-41+
10/13	at Giants																									W	17-7
10/20	at Browns																									W	21-14
10/27	Eagles																									L	17-37
11/03	Raiders																									W	41-24
11/07	at Ravens																									L	34-35
11/17	at Chargers																									L	27-34
Went from Bengals to Steelers.																											
11/21	at Browns																									L	19-24
Went from Steelers to Bengals.																											
12/01	Steelers																									L	38-44
12/09	at Cowboys																									W	27-20
12/15	at Titans																									W	37-27
12/22	Browns																									W	24-6
12/28	Broncos																									W	30-24+
01/04	at Steelers																									W	19-17
2024 TOTALS			0	0	0	0	0	0	0	0	0	0	0	0	0	0	0	0	0	0	0	0	0	0	0	0	9-9

+ - Overtime

2023 GAME-BY-GAME REGULAR-SEASON STATISTICS (BENGALS)

DATE	OPPONENT	P/S	TACKLES						INTERCEPTIONS					O. FUMB			ST			MISC		W/L	SCORE				
			TK	S	A	SK	YDS	TFL	YDS	QBH	NO	YDS	LG	TD	PD	FF	FR	TD	YDS	TK	S			A	FF	FR	S
09/17	Ravens																									L	24-27
09/25	Rams																									W	19-16
10/01	at Titans																									L	3-27
10/08	at Cardinals																									W	34-20
10/15	Seahawks																									W	17-13
10/29	at 49ers																									W	31-17
11/05	Bills																									W	24-18
11/12	Texans																									L	27-30
11/16	at Ravens																									L	20-34
11/26	Steelers																									L	10-16
12/04	at Jaguars																									W	34-31+
12/10	Colts																									W	34-14
12/16	Vikings																									W	27-24+
12/23	at Steelers																									L	11-34
12/31	at Chiefs																									L	17-25
01/07	Browns																									W	31-14
2023 TOTALS			0	0	0	0	0	0	0	0	0	0	0	0	0	0	0	0	0	0	0	0	0	0	0	0	9-7

+ - Overtime



2022 GAME-BY-GAME REGULAR-SEASON STATISTICS (BENGALS)

DATE	OPPONENT	P/S	TACKLES							INTERCEPTIONS				O. FUMB			ST				MISC		W/L	SCORE				
			TK	S	A	SK	YDS	TFL	YDS	QBH	NO	YDS	LG	TD	PD	FF	FR	TD	YDS	TK	S	A			FF	FR	S	A
09/11	Steelers																									L	20-23+	
11/06	Panthers	P	1	0	1	0.0	0.0	0	0	0	0	0	0	0	0	0	0	0	0	0	0	0	0	0	0	0	W	42-21
11/20	at Steelers																									W	37-30	
11/27	at Titans																									W	20-16	
12/04	Chiefs																									W	27-24	
12/11	Browns																									W	23-10	
12/18	at Buccaneers																									W	34-23	
12/24	at Patriots																									W	22-18	
01/08	Ravens																									W	27-16	
2022 TOTALS		1-0	1	0	1	0.0	0.0	0	0	0	0	0	0	0	0	0	0	0	0	0	0	0	0	0	0	8-1		

+ - Overtime

2022 GAME-BY-GAME POSTSEASON STATISTICS (BENGALS)

DATE	OPPONENT	P/S	TACKLES							INTERCEPTIONS				O. FUMB			ST				MISC		W/L	SCORE			
			TK	S	A	SK	YDS	TFL	YDS	QBH	NO	YDS	LG	TD	PD	FF	FR	TD	YDS	TK	S	A			FF	FR	S
01/15	Ravens																									W	24-17
01/22	at Bills																									W	27-10
01/29	at Chiefs																									L	20-23
2022 TOTALS			0	0	0	0.0	0.0	0	0	0	0	0	0	0	0	0	0	0	0	0	0	0	0	0	0	2-1	



BRANDIN ECHOLS

CB

HEIGHT: 5-10

WEIGHT: 179

BORN: October 16, 1997

COLLEGE: Kentucky

HOW ACQUIRED: FA '25

NFL EXPERIENCE: 5th year

BIRTHPLACE: Southaven, MS



PRO CAREER

- ✦ Has played in 57 regular-season games (19 starts) over his four-year NFL career (N.Y. Jets 2021-24)
- ✦ Has registered 113 tackles (88 solo), 16 passes defended, five interceptions, three tackles for loss, two interceptions returned for TD and one fumble recovery
- ✦ Voted Pepsi Zero Sugar Rookie of the Week in Week 15 of 2021 at Miami after he finished with an interception return for TD, only the second defensive TD by a Jets rookie (Jonathan Vilma) since 2000
- ✦ Made NFL debut in Week 1 of 2021 (at Carolina)
- ✦ Made NFL starting debut in Week 1 of 2021 (at Carolina)

2024 (JETS)

- ✦ Played in 16 regular-season games (four starts)
- ✦ Registered 36 tackles (28 solo), four on special teams, three passes defended, two interceptions, one tackle for loss and one fumble recovery
- ✦ Recorded a career-high 10 tackles and one pass defended in Week 14 at Miami

2023 (JETS)

- ✦ Played in 14 regular-season games (one start)
- ✦ Placed on the Commissioner Exempt List prior to the start of the season, forcing him to miss Week 1
- ✦ Registered nine tackles (six solo), one interception returned for TD and two passes defended
- ✦ Recorded a 30-yard interception return for TD in Week 12 vs. Miami

2022 (JETS)

- ✦ Played in 13 regular-season games (no starts)
- ✦ Registered five tackles (four solo) and two passes defended
- ✦ Recorded three tackles on special teams

2021 (JETS)

- ✦ Played in 14 regular-season games (14 starts)
- ✦ Missed three games on the Injured/Reserved List
- ✦ Joined Hamsah Nasirudeen as the first Jets rookies selected in the sixth round or later to start on Kickoff Weekend since Gerald Nichols (1987) and was one of just 12 non-offensive or defensive line rookies drafted in the sixth round or later to start at least 14 games since 2012
- ✦ Registered 63 tackles (50 solo), nine passes defended, one tackle for loss, two interceptions, one of which was returned for a 20-yard TD
- ✦ Tied for the sixth-most passes defended among rookies, the only rookie with nine or more passes defended not selected in the first or second round
- ✦ Voted Pepsi Zero Sugar Rookie of the Week in Week 15 at Miami after he finished with an interception return for TD, only the second defensive TD by a Jets rookie (Jonathan Vilma) since 2000

TRANSACTIONS

- ✦ Signed a one-year contract with Pittsburgh on March 12, 2025
- ✦ Signed a four-year contract with N.Y. Jets on May 7, 2021
- ✦ Drafted by N.Y. Jets in the sixth round (200th overall) of the 2021 NFL Draft

PERSONAL

- ✦ Attended Southaven H.S. (Miss.), where he also played basketball and ran track as a senior, earning a spot on Clarion-Ledger's all-state team after winning the state championship in the long jump
- ✦ Despite a senior year at Southaven H.S. (Miss.) that saw him record 29 receptions for 406 yards, rush for 906 yards, and score 16 TDs (rushing, receiving and returning), Echols was a zero-star recruit and enrolled at Northwest Mississippi C.C. as a wide receiver before the coaching staff convinced him to play cornerback
- ✦ Born in Memphis, Tennessee
- ✦ Son of Antonio and Ecstasy Williams
- ✦ Has three sisters, Desiree Williams, Taylor Williams and Victoria Williams

COLLEGE

- ✦ Played in 24 games (22 starts) in his two-year career at Kentucky (2019-20)
- ✦ Registered 108 tackles (82 solo), 4.5 tackles for loss, 11 pass breakups, two forced fumbles and one interception
- ✦ Recorded a career-high 10 tackles vs. Mississippi State on Sept. 21, 2019
- ✦ First-Year SEC Academic Honor Roll and SEC Fall Academic Honor Roll (2019)
- ✦ Named to Dean's List (Spring 2019)
- ✦ Graduated in December of 2020 with a degree in community and leadership development
- ✦ Went to Northwest Mississippi C.C. as a receiver but switched to defense back in his freshman season
- ✦ A three-star recruit who ranked as the fifth-best cornerback among junior college recruits by Rivals
- ✦ Earned NJCAA second-team All-America honors
- ✦ Named first-team All-MACJC and All-Region 23 NJCAA in 2018 after leading the MACJC and ranking second in the NJCAA with six interceptions
- ✦ His 12 pass breakups ranked fourth in the country
- ✦ Added 49 tackles, one forced fumble and blocked kick in helping lead Northwest to an 8-2 record and a No. 8 national ranking in the NJCAA



2022 GAME-BY-GAME REGULAR-SEASON STATISTICS (JETS)

DATE	OPPONENT	P/S	TACKLES							INTERCEPTIONS					O. FUMB			ST				MISC		W/L	SCORE			
			TK	S	A	SK	YDS	TFL	YDS	QBH	NO	YDS	LG	TD	PD	FF	FR	TD	YDS	TK	S	A	FF			FR	S	A
09/11	Ravens	P	0	0	0	0.0	0.0	0	0	0	0	0	0	0	0	0	0	0	0	0	0	0	0	0	0	L	9-24	
09/18	at Browns	P	0	0	0	0.0	0.0	0	0	0	0	0	0	1	0	0	0	0	0	0	0	0	0	0	0	W	31-30	
09/25	Bengals	P	0	0	0	0.0	0.0	0	0	0	0	0	0	0	0	0	0	0	1	1	0	0	0	0	0	L	12-27	
10/02	at Steelers	P	0	0	0	0.0	0.0	0	0	0	0	0	0	0	0	0	0	0	0	0	0	0	0	0	0	W	24-20	
10/09	Dolphins	P	0	0	0	0.0	0.0	0	0	0	0	0	0	0	0	0	0	0	1	0	1	0	0	0	0	W	40-17	
10/16	at Packers	P	0	0	0	0.0	0.0	0	0	0	0	0	0	1	0	0	0	0	1	1	0	0	0	0	0	W	27-10	
10/23	at Broncos	P	2	1	1	0.0	0.0	0	0	0	0	0	0	0	0	0	0	0	0	0	0	0	0	0	0	W	16-9	
10/30	Patriots	P	0	0	0	0.0	0.0	0	0	0	0	0	0	0	0	0	0	0	0	0	0	0	0	0	0	L	17-22	
11/06	Bills	P	0	0	0	0.0	0.0	0	0	0	0	0	0	0	0	0	0	0	0	0	0	0	0	0	0	W	20-17	
11/20	at Patriots	P	1	1	0	0.0	0.0	0	0	0	0	0	0	0	0	0	0	0	0	0	0	0	0	0	0	L	3-10	
11/27	Bears	P	0	0	0	0.0	0.0	0	0	0	0	0	0	0	0	0	0	0	0	0	0	0	0	0	0	W	31-10	
12/04	at Vikings	P	2	2	0	0.0	0.0	0	0	0	0	0	0	0	0	0	0	0	0	0	0	0	0	0	0	L	22-27	
12/11	at Bills	P	0	0	0	0.0	0.0	0	0	0	0	0	0	0	0	0	0	0	0	0	0	0	0	0	0	L	12-20	
12/18	Lions																									L	17-20	
12/22	Jaguars																									L	3-19	
01/01	at Seahawks																									L	6-23	
01/08	at Dolphins																									L	6-11	
2022 TOTALS		13-0	5	4	1	0.0	0.0	0	0	0	0	0	0	2	0	0	0	0	3	2	1	0	0	0	0	7-10		

2021 GAME-BY-GAME REGULAR-SEASON STATISTICS (JETS)

DATE	OPPONENT	P/S	TACKLES							INTERCEPTIONS					O. FUMB			ST				MISC		W/L	SCORE			
			TK	S	A	SK	YDS	TFL	YDS	QBH	NO	YDS	LG	TD	PD	FF	FR	TD	YDS	TK	S	A	FF			FR	S	A
09/12	at Panthers	S	5	5	0	0.0	0.0	0	0	0	0	0	0	0	0	0	0	0	0	0	0	0	0	0	0	L	14-19	
09/19	Patriots	S	1	1	0	0.0	0.0	0	0	0	0	0	0	0	0	0	0	0	0	0	0	0	0	0	0	L	6-25	
09/26	at Broncos	S	5	5	0	0.0	0.0	0	0	0	0	0	0	1	0	0	0	0	0	0	0	0	0	0	0	L	0-26	
10/03	Titans	S	2	2	0	0.0	0.0	0	0	0	0	0	0	0	0	0	0	0	0	0	0	0	0	0	0	W	27-24+	
10/10	at Falcons	S	9	7	2	0.0	0.0	0	0	0	0	0	0	1	0	0	0	0	0	0	0	0	0	0	0	L	20-27	
10/24	at Patriots	S	6	5	1	0.0	0.0	0	0	0	0	0	1	0	0	0	0	0	0	0	0	0	0	0	0	L	13-54	
10/31	Bengals	S	2	1	1	0.0	0.0	0	0	0	0	0	1	0	0	0	0	0	0	0	0	0	0	0	0	W	34-31	
11/04	at Colts	S	6	5	1	0.0	0.0	0	0	0	0	0	0	0	0	0	0	0	0	0	0	0	0	0	0	L	30-45	
11/14	Bills	S	5	3	2	0.0	0.0	0	0	0	0	0	0	0	0	0	0	0	0	0	0	0	0	0	0	L	17-24	
11/21	Dolphins																									L	17-45	
11/28	at Texans																									W	21-14	
12/05	Eagles																									L	18-33	
12/12	Saints																									L	9-30	
12/19	at Dolphins																									L	24-31	
12/26	Jaguars	S	5	2	3	0.0	0.0	0	0	0	0	0	0	0	0	0	0	0	0	0	0	0	0	0	0	W	26-21	
01/02	Buccaneers																									L	24-28	
01/09	at Bills																									L	10-27	
2021 TOTALS		10-10	46	36	10	0.0	0.0	0	0	0	0	0	4	0	0	0	0	0	0	0	0	0	0	0	0	4-13		

+ - Overtime



**DANIEL
EKUALE**

DT

HEIGHT: 6-3

WEIGHT: 310

BORN: January 13, 1994

COLLEGE: Washington State

NOW ACQUIRED: FA '25

NFL EXPERIENCE: 7th year

BIRTHPLACE Pago Pago, Amer. Samoa



PRO CAREER

- ✦ Has played in 57 regular-season games (21 starts) over his six-year NFL career (Cleveland 2019; Jacksonville 2020; New England 2021-24)
- ✦ Has registered 91 tackles (49 solo), 6.0 sacks, one pass defended, nine quarterback hits, eight tackles for loss and one forced fumble
- ✦ Made NFL debut in Week 1 of 2019 (vs. Tennessee)
- ✦ Made NFL starting debut in Week 13 of 2020 (at Minnesota)

2024 (PATRIOTS)

- ✦ Played in 16 regular-season games (16 starts)
- ✦ Registered 52 tackles (24 solo), 1.0 sack, three quarterback hits and two tackles for loss
- ✦ Inactive in Week 8 vs. N.Y. Jets due to injury
- ✦ Returned to the starting lineup in Week 9 at Tennessee after missing a game due to injury
- ✦ Combined with Anfernee Jennings for a sack of QB Tyler Huntley in the first quarter in Week 5 vs. Miami
- ✦ Led the team with a career-high nine tackles (four solo), one tackle for loss and one quarterback hit against the Dolphins
- ✦ Played a key role in Week 10 at Chicago and helped limit the Bears to 142 total yards, the lowest total since holding the Jets to 103 total yards on Nov. 20, 2022 (also limited Chicago to 1-for-14 on third down)

2023 (PATRIOTS)

- ✦ Played in three regular-season games (no starts)
- ✦ Played the first three games of the season as a reserve defensive lineman and contributed on special teams
- ✦ Registered three tackles (two solo) and one forced fumble before being placed on the Reserve/Injured List
- ✦ Played on the defensive line as a reserve in Week 3 at N.Y. Jets and recorded one tackle before leaving the game in the second quarter due to injury and did not return
- ✦ Placed on the Reserve/Injured List on Sept. 26, 2023

2022 (PATRIOTS)

- ✦ Played in 15 regular-season games (no starts)
- ✦ Registered 14 tackles (10 solo), 2.0 sacks, three quarterback hits, two tackles for loss and one pass defended
- ✦ Recorded his first sack of the season on a third-down play in the third quarter to force a punt in Week 14 at Arizona; registered three solo tackles
- ✦ Part of the defensive unit that recorded 6.0 sacks, two takeaways, a TD and four fourth-down stops in Week 14
- ✦ Registered his second sack of the season in Week 18 at Buffalo on a third-down play in the second quarter for a four-yard loss to force a punt

2021 (PATRIOTS/JAGUARS)

- ✦ Played in seven regular-season games (no starts)
- ✦ Registered five tackles (four solo), 2.0 sacks, two quarterback hits and two tackles for loss
- ✦ Went to training camp with Jacksonville but was released prior to the start of the season and signed to the New England Practice Squad on Sept. 5
- ✦ Was elevated from the Practice Squad to the Active Roster for seven games and the postseason game at Buffalo
- ✦ Played in his first game as a member of the Patriots in Week 7 vs. N.Y. Jets as a reserve and recorded his first sack of the season on the last play of the first half when he sacked QB Mike White for an eight-yard loss
- ✦ Registered a sack of Josh Allen in Week 16 at Buffalo after being elevated from the Practice Squad
- ✦ First two tackles of the season resulted in sacks
- ✦ Elevated to the Active Roster and played in his first playoff game in the Wild Card Round loss at Buffalo, recording a tackle in the process

2020 (JAGUARS)

- ✦ Played in nine regular-season games (five starts)
- ✦ Registered 13 tackles (six solo), 1.0 sack, one quarterback hit and one tackle for loss
- ✦ Went to training camp with Cleveland but was released prior to the start of the season, signed to the Jacksonville Practice Squad on Sept. 8 and ultimately with the Jaguars Active Roster on Sept. 28
- ✦ Recorded first career sack in Week 13 at Minnesota

2019 (BROWNS)

- ✦ Played in seven regular-season games (no starts)
- ✦ Registered four tackles (three solo) and one tackle for loss

2018 (BROWNS)

- ✦ Spent the entire season on the Practice Squad



TRANSACTIONS

- ✦ Signed a one-year contract with Pittsburgh on March 19, 2025
- ✦ Signed a two-year contract with New England on March 23, 2023
- ✦ Signed a Reserve/Future contract with the Patriots on Jan. 25, 2022
- ✦ Restored to the New England Practice Squad on Jan. 16, 2022
- ✦ Elevated by the Patriots to the Active/Inactive roster on Jan. 14, 2022
- ✦ Restored to the New England Practice Squad on Jan. 10, 2022
- ✦ Elevated by the Patriots to the Active/Inactive roster on Jan. 8, 2022
- ✦ Restored to the New England Practice Squad on Jan. 3, 2022
- ✦ Elevated by the Patriots to the Active/Inactive roster on Jan. 1, 2022
- ✦ Restored to the New England Practice Squad on Dec. 27, 2021
- ✦ Elevated by the Patriots to the Active/Inactive roster on Dec. 25, 2021
- ✦ Restored to the New England Practice Squad on Dec. 20, 2021
- ✦ Elevated by the Patriots to the Active/Inactive roster on Dec. 18, 2021
- ✦ Restored to the New England Practice Squad on Dec. 7, 2021
- ✦ Elevated by the Patriots to the Active/Inactive roster on Dec. 6, 2021
- ✦ Restored to the New England Practice Squad on Nov. 1, 2021
- ✦ Elevated by the Patriots to the Active/Inactive roster on Oct. 20, 2021
- ✦ Restored to the New England Practice Squad on Oct. 25, 2021
- ✦ Elevated by the Patriots to the Active/Inactive roster on Oct. 23, 2021
- ✦ Signed to the New England Practice Squad on Sept. 5, 2021
- ✦ Released by Jacksonville on Sept. 1, 2021
- ✦ Promoted by the Jaguars to the Active Roster from the Practice Squad on Sept. 28, 2020
- ✦ Signed to the Jacksonville Practice Squad on Sept. 8, 2020
- ✦ Released by Cleveland on Sept. 5, 2020
- ✦ Signed a one-year contract with the Browns on Jan. 2, 2019
- ✦ Released from the Cleveland Practice Squad on Dec. 5, 2018
- ✦ Signed to the Browns Practice Squad on Sept. 2, 2018
- ✦ Released by Cleveland on Sept. 1, 2018
- ✦ Signed by the Browns as an undrafted rookie free agent on May 4, 2018

PERSONAL

- ✦ Attended Nuui Technical H.S. and graduated in 2012
- ✦ Three-star recruit by Scout.com
- ✦ Ranked the No. 92 defensive tackle prospect by Scout.com and America Samoa's top overall prospect by 247sports.com
- ✦ Earned social science degree in Fall of 2017

COLLEGE

- ✦ Appeared in 51 games (22 starts) at Washington State (2013-17)
- ✦ Registered 71 tackles (47 solo), 14 tackles for loss, 3.0 sacks and two forced fumbles
- ✦ Played in all 13 games (12 starts) as a redshirt senior in 2017, recording 17 tackles, 3.5 tackles for loss, 1.0 sack and a forced fumble
- ✦ Started nine of 13 games as a junior in 2016, recording a career-high 23 tackles, 2.5 tackles for loss and 1.0 sack

DANIEL EKUALÉ'S NFL REGULAR SEASON DEFENSIVE STATISTICS

DATE	TEAM	GP	GS	TACKLES							INTERCEPTIONS							O. FUMB			ST				MISC			
				TK	S	A	TFL	YDS	SK	YDS	QBH	NO	YDS	LG	TD	PD	FF	FR	TD	YDS	TK	S	A	FF	FR	S	A	
2018	Browns	0	0	0	0	0	0	0	0	0.0	0.0	0	0	0	0	0	0	0	0	0	0	0	0	0	0	0	0	
2019	Browns	7	0	4	3	1	1	1	0.0	0.0	0	0	0	0	0	0	0	0	0	0	0	0	0	0	0	0	0	
2020	Jaguars	9	5	13	6	7	1	9	1.0	9.0	1	0	0	0	0	0	0	0	0	0	0	0	0	0	0	0	0	
2021	Jaguars	0	0	0	0	0	0	0	0.0	0.0	0	0	0	0	0	0	0	0	0	0	0	0	0	0	0	0	0	
Went from Jacksonville to New England.																												
2021	Patriots	4	0	5	4	1	2	13	2.0	13.0	2	0	0	0	0	0	0	0	0	0	0	0	0	0	0	0	0	0
2021	TOTAL	4	0	5	4	1	2	13	2.0	13.0	2	0	0	0	0	0	0	0	0	0	0	0	0	0	0	0	0	0
2022	Patriots	15	0	14	10	4	2	14	2.0	14.0	3	0	0	0	1	0	0	0	0	0	0	0	0	0	0	0	0	0
2023	Patriots	3	0	3	2	1	0	0	0.0	0.0	0	0	0	0	1	0	0	0	0	0	0	0	0	0	0	0	0	0
2024	Patriots	16	16	52	24	28	2	3	1.0	5.5	3	0	0	0	0	0	0	0	0	0	0	0	0	0	0	0	0	0
NFL TOTALS		54	21	91	49	42	8	40	6.0	41.5	9	0	0	0	1	1	0	0	0	0	0	0	0	0	0	0	0	0

DANIEL EKUALÉ'S NFL POSTSEASON DEFENSIVE STATISTICS


DATE	TEAM	GP	GS	TACKLES							INTERCEPTIONS							O. FUMB			ST				MISC			
				TK	S	A	TFL	YDS	SK	YDS	QBH	NO	YDS	LG	TD	PD	FF	FR	TD	YDS	TK	S	A	FF	FR	S	A	
2021	Patriots	1	0	1	0	1	0	0	0.0	0.0	0	0	0	0	0	0	0	0	0	0	0	0	0	0	0	0	0	0
NFL TOTALS		1	0	1	0	1	0	0	0.0	0.0	0	0	0	0	0	0	0	0	0	0	0	0	0	0	0	0	0	0

SINGLE-GAME HIGHS: DEFENSIVE

- Total Tackles 6 vs. Tennessee Titans, Dec 13, 2020
- Sacks 1.0 at Buffalo Bills, Dec 06, 2021
- 2 vs. Buffalo Bills, Dec 26, 2021
- 1.0 vs. New York Jets, Oct 24, 2021
- ...4 more at 2.
- ...1 more at 1.0.
- Solo Tackles 2 vs. Buffalo Bills, Dec 26, 2021
- Tackles For Loss 1 at Buffalo Bills, Dec 06, 2021
- 2 vs. Tennessee Titans, Dec 13, 2020
- 1 vs. New York Jets, Oct 24, 2021
- ...1 more at 2.
- ...2 more at 1.

SINGLE-GAME HIGHS - POSTSEASON: DEFENSIVE

- Total Tackles 1 at Buffalo Bills, Jan 15, 2022



DESHAUN ELLIOTT

S
HEIGHT: 6-1
WEIGHT: 210
BORN: April 21, 1997
COLLEGE: Texas

HOW ACQUIRED: FA '24
NFL EXPERIENCE: 8th year
BIRTHPLACE: Dallas, TX



PRO CAREER

- ✦ Has played in 72 games (64 starts) over his seven-year NFL career (Baltimore 2019-21; Detroit 2022; Miami 2023; Pittsburgh 2024-25)
- ✦ Has registered 391 tackles (271 solo), 23 passes defended, four interceptions, 17 tackles for loss, five fumble recoveries, five forced fumbles, 13 quarterback hits and 3.5 sacks
- ✦ Made NFL debut in Week 1 of 2019 (at Miami)
- ✦ Made NFL starting debut in Week 1 of 2020 (vs. Cleveland)

2024 (STEELERS)

- ✦ Played in 15 regular-season games (14 starts)
- ✦ Registered 108 tackles (73 solo), six passes defended, one interception, five tackles for loss, three fumble recoveries, two forced fumbles and two QB hits in the 2024 regular season
- ✦ His three fumble recoveries were tied for the most in the League in 2024
- ✦ Finished with a career-high-tying 13 tackles (nine solo) and one pass defended in the Week 14 victory vs. Cleveland

2023 (DOLPHINS)

- ✦ Played in 15 regular-season games (15 starts)
- ✦ Registered 82 tackles (53 solo), one interception, seven passes defended and one fumble recovery
- ✦ Recorded season-high 13 tackles (eight solo) in his Dolphins debut in Week 1 at L.A. Chargers
- ✦ Registered four tackles (three solo), one pass defended and one fumble recovery in Week 2 at New England
- ✦ Recorded 10 tackles (six solo), one pass defended and one interception in Week 17 vs. Buffalo (intercepted QB Josh Allen in the end zone on 4th-and-2 in the final minute of the 1st quarter)

2022 (LIONS)

- ✦ Played in 14 regular-season games (13 starts)
- ✦ Registered 95 tackles (72 solo), one interception, three passes defended, one forced fumble and one fumble recovery
- ✦ Recorded season-high 12 tackles (10 solo), one pass defended and one interception in Week 5 at New England
- ✦ Recorded six tackles (three solo) and one forced fumble in Week 13 vs. Jacksonville (forced a fumble of RB Travis Etienne on the 2nd play from scrimmage, which was recovered by LB Alex Anzalone and led to a Lions TD)

2021 (RAVENS)

- ✦ Started all six games in which he appeared, posting 23 tackles (19 solo), three tackles for loss, 1.0 sack, three QB hits and two passes defended before suffering a season-ending injury in Week 9 vs. Minnesota
- ✦ Helped Baltimore rank No. 1 in run defense (84.5 ypg)
- ✦ Registered six tackles, including two tackles for loss, before leaving the game with injury in the 34-31 overtime win in Week 9 vs. Minnesota
- ✦ Notched three tackles, 1.0 sack, one tackle for loss, two QB hits, his first-career interception and two passes defended in the 34-6 win in Week 6 vs. L.A. Chargers, as Baltimore's defense posted a second-half shutout and limited the Chargers to a season-low 208 total yards and six points
- ✦ Recorded seven tackles in Week 1 at Las Vegas
- ✦ Helped hold the Raiders to 3-of-6 in red zone TD efficiency, limiting them to one FG, forcing one turnover on downs and making one interception inside the 20-yard line

2020 (RAVENS)

- ✦ Played in 16 regular-season games (16 starts)
- ✦ Registered a career-high 80 tackles (51 solo), 2.5 sacks, three tackles for loss, five QB hits, two forced fumbles and four passes defended for the NFL's No. 2 scoring defense (18.9 ppg) and No. 2 third-down unit (34.0%)
- ✦ Baltimore led the NFL with 25 forced fumbles
- ✦ Made his postseason debut, recording four tackles (three solo) and a key third-down pass defended in the fourth quarter of the 2020 Wild Card Playoff win at Tennessee
- ✦ Baltimore limited Tennessee to 4-of-12 (33%) on third down and held Derrick Henry to 40 rushing yards on 18 carries (2.2 ypc)
- ✦ Recorded seven tackles (five solo) and a pass defended in the 47-42 win in Week 14 at Cleveland
- ✦ Registered five tackles (two solo), 1.0 sack and two tackles for loss in the 27-3 win in Week 5 vs. Cincinnati
- ✦ Collected four tackles and his first-career sack in the 33-16 win in Week 2 at Houston
- ✦ Helped limit the Texans' offense to 5-of-14 (36%) on third down, en route to Baltimore's 14th-consecutive regular season victory
- ✦ In his first-career NFL start, registered five tackles (two solo) in the season-opening win vs. Cleveland
- ✦ Baltimore's defense limited the Browns to 0-for-3 on fourth down and 3-of-12 (25%) on third down

2019 (RAVENS)

- ✦ Played in six regular-season games (no starts)
- ✦ Missed the rest of the season after being placed on injured reserve on Oct. 15
- ✦ Registered three tackles (three solo) and one pass defended
- ✦ Recorded three special teams tackles (three solo)

2018 (RAVENS)

- ✦ Missed the entire season after being placed on injured reserve on Aug. 31



TRANSACTIONS

- ✦ Signed two-year contract with Pittsburgh on March 15, 2024
- ✦ Signed one-year contract with Miami on March 15, 2023
- ✦ Signed a one-year contract with Detroit on Apr. 13, 2022
- ✦ Signed a four-year contract with Baltimore on May 5, 2018
- ✦ Drafted by the the Ravens in the sixth round (190th overall) of the 2018 NFL Draft

PERSONAL

- ✦ Prepped at Rockwall-Heath H.S. (Rockwall, Texas), where he was an All-State and two-time All-District honoree and a 2015 Under Armour All-America Game participant
- ✦ As a senior, recorded 81 tackles, five passes defended, three interceptions (one returned for TD), two tackles for loss and one forced fumble, despite missing two games
- ✦ Also saw action on offense and special teams, catching 15 passes for 226 yards and three TDs and returning seven punts
- ✦ Nickname is "The Joker"
- ✦ Fan of the character and created a celebratory move inspired by the villain
- ✦ Enjoys skateboarding and is a big movie buff
- ✦ Majored in corporate communications at Texas

COMMUNITY

- ✦ Supported a free meal giveaway in Texas after severe storm damages (2021)
- ✦ Supported former teammate at Tony Jefferson's Shop with a Jock event for Baltimore youth at the holidays (2019)
- ✦ Alongside teammates, participated as a celebrity bowler in Anthony Levine Sr.'s Celebrity Bowling Night to benefit his 4every1 Foundation (2019)
- ✦ Visited with patients unable to go home for the holidays at Medstar Union Memorial Hospital (2018)

COLLEGE

- ✦ Played in 31 games (13 starts) in three-year career at Texas (2015-17)
- ✦ Registered 106 tackles (85 solo), 2.5 sacks, nine interceptions, 23 passes defended, four forced fumbles and three fumble recoveries
- ✦ Started all 12 games as a junior in 2017, recording 63 tackles (50 solo), 15 passes defended, six interceptions and three forced fumbles
- ✦ In 2017, his 127 return yards on six interceptions were the fourth-most in school history for a single season
- ✦ Returned an interception for a career-long 43 yards vs. Baylor
- ✦ In 2017, recorded first-career interception return for a TD (38 yards) at USC
- ✦ Earned several honors his final season at Texas, including first-team All-American by AFCA, Associated Press, FWAA, The Sporting News and WCFF, first-team All-Big 12 by league's coaches and AP
- ✦ Named Jim Thorpe Award finalist, awarded annually to the nation's best defensive back (2017)

DESHON ELLIOTT'S NFL REGULAR SEASON DEFENSIVE STATISTICS

DATE	TEAM	GP	GS	TACKLES										INTERCEPTIONS					O. FUMB					ST			MISC									
				TK	S	A	TFL	YDS	SK	YDS	QBH	NO	YDS	LG	TD	PD	FF	FR	TD	YDS	TK	S	A	FF	FR	S	A									
2018	Ravens	0	0	0	0	0	0	0	0	0.0	0.0	0.0	0	0	0	0	0	0	0	0	0	0	0	0	0	0	0	0	0	0	0	0	0	0	0	
2019	Ravens	6	0	3	3	0	0	0	0.0	0.0	0.0	0	0	0	0	0	1	0	0	0	0	0	0	3	3	0	0	0	0	0	0	0	0	0	0	
2020	Ravens	16	16	80	51	29	3	15	2.5	14.0	5	0	0	0	0	4	2	0	0	0	0	0	0	0	0	0	0	0	0	0	0	0	0	0	0	
2021	Ravens	6	6	23	19	4	3	9	1.0	6.0	3	1	0	0	0	2	0	0	0	0	0	0	0	0	0	0	0	0	0	0	0	0	0	0	0	0
2022	Lions	14	13	95	72	23	5	8	0.0	0.0	3	1	0	0	0	3	1	1	0	0	0	0	1	1	0	0	0	0	0	0	0	0	0	0	0	0
2023	Dolphins	15	15	82	53	29	1	0	0.0	0.0	0	1	0	0	0	7	0	1	0	0	0	0	0	0	0	0	0	0	0	0	0	0	0	0	0	0
2024	Steelers	15	14	108	73	35	5	12	0.0	0.0	2	1	0	0	0	6	2	3	0	10	0	0	0	0	0	0	0	0	0	0	0	0	0	0	0	0
NFL TOTALS		72	64	391	271	120	17	44	3.5	20.0	13	4	0	0	0	23	5	5	0	10	4	4	0	0	0	0	0	0	0	0	0	0	0	0	0	0

DESHON ELLIOTT'S NFL POSTSEASON DEFENSIVE STATISTICS

DATE	TEAM	GP	GS	TACKLES										INTERCEPTIONS					O. FUMB					ST			MISC										
				TK	S	A	TFL	YDS	SK	YDS	QBH	NO	YDS	LG	TD	PD	FF	FR	TD	YDS	TK	S	A	FF	FR	S	A										
2018	Ravens	0	0	0	0	0	0	0	0.0	0.0	0.0	0	0	0	0	0	0	0	0	0	0	0	0	0	0	0	0	0	0	0	0	0	0	0	0	0	
2019	Ravens	0	0	0	0	0	0	0	0.0	0.0	0.0	0	0	0	0	0	0	0	0	0	0	0	0	0	0	0	0	0	0	0	0	0	0	0	0	0	0
2020	Ravens	2	2	8	6	2	0	0	0.0	0.0	0	0	0	0	0	1	0	0	0	0	0	0	1	1	0	0	0	0	0	0	0	0	0	0	0	0	0
2023	Dolphins	1	1	9	3	6	0	0	0.0	0.0	0	0	0	0	0	0	0	0	0	0	0	0	0	0	0	0	0	0	0	0	0	0	0	0	0	0	0
2024	Steelers	1	1	5	5	0	0	0	0.0	0.0	0	0	0	0	0	1	0	0	0	0	0	0	0	0	0	0	0	0	0	0	0	0	0	0	0	0	0
NFL TOTALS		4	4	22	14	8	0	0	0.0	0.0	0	0	0	0	0	2	0	0	0	0	1	1	0	0	0	0	0	0	0	0	0	0	0	0	0	0	0

SINGLE-GAME HIGHS: DEFENSIVE

Total Tackles	13 vs. Cleveland Browns, Dec 08, 2024	Fumble Recoveries	1 at Cleveland Browns, Nov 21, 2024
	13 at Los Angeles Chargers, Sep 10, 2023		1 vs. Baltimore Ravens, Nov 17, 2024
Solo Tackles	10 at New England Patriots, Oct 09, 2022		...3 more at 1.
	9 vs. Cleveland Browns, Dec 08, 2024	Tackles For Loss	3 at New England Patriots, Oct 09, 2022
	...1 more at 9.		2 at Washington Commanders, Nov 10, 2024
Sacks	1.0 vs. Los Angeles Chargers, Oct 17, 2021		...2 more at 2.
	1.0 vs. Cincinnati Bengals, Oct 11, 2020	Interceptions	1 vs. Buffalo Bills, Jan 07, 2024
	...1 more at 1.0.		1 at New England Patriots, Oct 09, 2022
Passes Defensed	2 at Atlanta Falcons, Sep 08, 2024		...1 more at 1.
	2 vs. Denver Broncos, Sep 24, 2023	Special Teams Tackles	1 at Dallas Cowboys, Oct 23, 2022
	...1 more at 2.		1 at Pittsburgh Steelers, Oct 06, 2019
Forced Fumbles	2 at Philadelphia Eagles, Oct 18, 2020		...2 more at 1.
	1 at Cleveland Browns, Nov 21, 2024		
	...2 more at 1.		

2021 GAME-BY-GAME REGULAR-SEASON STATISTICS (RAVENS)

Table with 28 columns: DATE, OPPONENT, P/S, TACKLES (TK, S, A, SK, YDS, TFL, YDS, QBH), INTERCEPTIONS (NO, YDS, LG, TD, PD), O. FUMB (FF, FR, TD, YDS), ST (TK, S, A, FF, FR), MISC (S, A), W/L, SCORE. Rows include games from 09/13 to 01/09 and a 2021 TOTALS row.

2020 GAME-BY-GAME REGULAR-SEASON STATISTICS (RAVENS)

Table with 28 columns: DATE, OPPONENT, P/S, TACKLES (TK, S, A, SK, YDS, TFL, YDS, QBH), INTERCEPTIONS (NO, YDS, LG, TD, PD), O. FUMB (FF, FR, TD, YDS), ST (TK, S, A, FF, FR), MISC (S, A), W/L, SCORE. Rows include games from 09/13 to 01/03 and a 2020 TOTALS row.

2019 GAME-BY-GAME REGULAR-SEASON STATISTICS (RAVENS)

Table with 28 columns: DATE, OPPONENT, P/S, TACKLES (TK, S, A, SK, YDS, TFL, YDS, QBH), INTERCEPTIONS (NO, YDS, LG, TD, PD), O. FUMB (FF, FR, TD, YDS), ST (TK, S, A, FF, FR), MISC (S, A), W/L, SCORE. Rows include games from 09/08 to 12/29 and a 2019 TOTALS row.



2018 GAME-BY-GAME REGULAR-SEASON STATISTICS (RAVENS)

DATE	OPPONENT	P/S	TACKLES							INTERCEPTIONS					O. FUMB			ST				MISC		W/L	SCORE		
			TK	S	A	SK	YDS	TFL	YDS	QBH	NO	YDS	LG	TD	PD	FF	FR	TD	YDS	TK	S	A	FF			FR	S
09/09	Bills																									W	47-3
09/13	at Bengals																									L	23-34
09/23	Broncos																									W	27-14
09/30	at Steelers																									W	26-14
10/07	at Browns																									L	9-12+
10/14	at Titans																									W	21-0
10/21	Saints																									L	23-24
10/28	at Panthers																									L	21-36
11/04	Steelers																									L	16-23
11/18	Bengals																									W	24-21
11/25	Raiders																									W	34-17
12/02	at Falcons																									W	26-16
12/09	at Chiefs																									L	24-27+
12/16	Buccaneers																									W	20-12
12/22	at Chargers																									W	22-10
12/30	Browns																									W	26-24
2018 TOTALS			0	0	0	0.0	0.0	0	0	0	0	0	0	0	0	0	0	0	0	0	0	0	0	0	0	0	10-6

+ - Overtime

2024 GAME-BY-GAME POSTSEASON STATISTICS (STEELERS)

DATE	OPPONENT	P/S	TACKLES							INTERCEPTIONS					O. FUMB			ST				MISC		W/L	SCORE			
			TK	S	A	SK	YDS	TFL	YDS	QBH	NO	YDS	LG	TD	PD	FF	FR	TD	YDS	TK	S	A	FF			FR	S	A
01/11	at Ravens	S	5	5	0	0.0	0.0	0	0	0	0	0	0	0	0	0	0	0	0	0	0	0	0	0	0	0	L	14-28
2024 TOTALS			1-1	5	5	0	0.0	0.0	0	0	0	0	0	0	0	0	0	0	0	0	0	0	0	0	0	0	0-1	

2023 GAME-BY-GAME POSTSEASON STATISTICS (DOLPHINS)

DATE	OPPONENT	P/S	TACKLES							INTERCEPTIONS					O. FUMB			ST				MISC		W/L	SCORE			
			TK	S	A	SK	YDS	TFL	YDS	QBH	NO	YDS	LG	TD	PD	FF	FR	TD	YDS	TK	S	A	FF			FR	S	A
01/13	at Chiefs	S	9	3	6	0.0	0.0	0	0	0	0	0	0	0	0	0	0	0	0	0	0	0	0	0	0	0	L	7-26
2023 TOTALS			1-1	9	3	6	0.0	0.0	0	0	0	0	0	0	0	0	0	0	0	0	0	0	0	0	0	0	0-1	

2020 GAME-BY-GAME POSTSEASON STATISTICS (RAVENS)


DATE	OPPONENT	P/S	TACKLES							INTERCEPTIONS					O. FUMB			ST				MISC		W/L	SCORE			
			TK	S	A	SK	YDS	TFL	YDS	QBH	NO	YDS	LG	TD	PD	FF	FR	TD	YDS	TK	S	A	FF			FR	S	A
01/10	at Titans	S	4	3	1	0.0	0.0	0	0	0	0	0	0	0	1	0	0	0	0	0	0	0	0	0	0	0	W	20-13
01/16	at Bills	S	4	3	1	0.0	0.0	0	0	0	0	0	0	0	0	0	0	0	0	1	1	0	0	0	0	0	L	3-17
2020 TOTALS			2-2	8	6	2	0.0	0.0	0	0	0	0	0	0	1	0	0	0	0	1	1	0	0	0	0	0	1-1	

2019 GAME-BY-GAME POSTSEASON STATISTICS (RAVENS)

DATE	OPPONENT	P/S	TACKLES							INTERCEPTIONS					O. FUMB			ST				MISC		W/L	SCORE			
			TK	S	A	SK	YDS	TFL	YDS	QBH	NO	YDS	LG	TD	PD	FF	FR	TD	YDS	TK	S	A	FF			FR	S	A
01/11	Titans																										L	12-28
2019 TOTALS			0	0	0	0.0	0.0	0	0	0	0	0	0	0	0	0	0	0	0	0	0	0	0	0	0	0	0-1	

2018 GAME-BY-GAME POSTSEASON STATISTICS (RAVENS)

DATE	OPPONENT	P/S	TACKLES							INTERCEPTIONS					O. FUMB			ST				MISC		W/L	SCORE			
			TK	S	A	SK	YDS	TFL	YDS	QBH	NO	YDS	LG	TD	PD	FF	FR	TD	YDS	TK	S	A	FF			FR	S	A
01/06	Chargers																										L	17-23
2018 TOTALS			0	0	0	0.0	0.0	0	0	0	0	0	0	0	0	0	0	0	0	0	0	0	0	0	0	0	0-1	



TROY FAUTANU

OT
HEIGHT: 6-4
WEIGHT: 317
BORN: October 11, 2000
COLLEGE: Washington



NOW ACQUIRED: 01 '24
NFL EXPERIENCE: 1st year
BIRTHPLACE: Henderson, NV

PRO CAREER

- ✦ Played in one game (one start) in his rookie season
- ✦ Made his NFL debut, starting at right tackle in the Week 2 win at Denver
- ✦ Missed the remainder of the season due to injury

TRANSACTIONS

- ✦ Signed a four-year contract with Pittsburgh on June 3, 2024
- ✦ Drafted by the Steelers in the first round (20th overall) of the 2024 NFL Draft

PERSONAL

- ✦ Played four seasons as an offensive and defensive lineman at Liberty H.S.
- ✦ Named to the Las Vegas Review Journal's First-Team All-Nevada in 2018
- ✦ USA Today First-Team All-Nevada
- ✦ First-Team All-Southwest League
- ✦ As a senior, helped Liberty advance to the championship game of the 2018 NIAA 4A Desert Region playoffs and also earned a spot in the semifinals of the 4A State playoffs
- ✦ As a junior in 2017, helped Liberty to an 11-2 overall record, the NIAA 4A Sunrise Region championship, and the 4A state semifinals
- ✦ Named to the First-Team All-Southeast League and was a second-team all-state selection by the Las Vegas Review Journal
- ✦ As a sophomore in 2016, team went 12-2 and won the 4A Sunrise championship before making it to the 4A state championship game
- ✦ Played on the varsity as a freshman, as Patriots went 11-2, won the Sunrise playoffs and made it to the Division I state championship game
- ✦ Listed by 247Sports as the No. 27 offensive guard prospect in the nation and the No. 2 overall recruit in Nevada
- ✦ Ranked by Rivals.com as the No. 50 offensive tackle in the nation and the No. 2 prospect in Nevada
- ✦ Named the No. 50 OT in the country and No. 3 Nevada recruit by ESPN
- ✦ Also played high school volleyball

COLLEGE

- ✦ 2023 Third-Team All-American (Associated Press)
- ✦ 2023 Morris Trophy Winner
- ✦ 2023 First-Team All-Pac-12
- ✦ 2022 Second-Team All-Pac-12
- ✦ 2022 Third-Team All-Pac-12 (Pro Football Focus, Phil Steele)
- ✦ 2020 Pac-12 Academic Honor Roll
- ✦ Played in 42 games (31 starts) in four-year career at Washington (2020-23)
- ✦ Started at left tackle in all 15 games in 2023
- ✦ Won the John P. Angel Offensive Power Player of the Year Award at the team's postseason banquet
- ✦ Started all 13 games in 2022
- ✦ Started at left tackle in the first three games of the year, and then at left guard vs. Stanford
- ✦ Returned to left tackle for the remainder of the year

TROY FAUTANU'S NFL REGULAR SEASON STATISTICS

DATE	TEAM	GP	GS
2024	Steelers	1	1
NFL TOTALS		1	1

TROY FAUTANU'S NFL POSTSEASON STATISTICS

DATE	TEAM	GP	GS
2024	Steelers	0	0
NFL TOTALS		0	0



KEVIN FOELSCH

TE
HEIGHT: 6-4
WEIGHT: 250
BORN: April 13, 2001
COLLEGE: New Haven

NOW ACQUIRED: FA '25
NFL EXPERIENCE: 0
BIRTHPLACE: Ramsey, NJ



Foelsch enters his first season with the Chiefs in 2025.

Originally entered the NFL as an undrafted free agent with the Carolina Panthers in 2024.

Transactions: Originally entered the NFL as an undrafted free agent with the Carolina Panthers in 2024.

Spent four seasons at New Haven (2019-22) ... Appeared in 42 games and recorded 73 receptions for 660 yards and 16 touchdowns ... Earned Academic Honors (2023, 2022, 2019) and Academic Distinction (2022,) accolades on teh Northeast-10 Academic honor roll ... Earned Academic

KEVIN FOELSCH'S NFL REGULAR SEASON RUSHING/RECEIVING STATISTICS

DATE	TEAM	GP	GS	RECEIVING					RUSHING						
				NO.	YDS.	AVG.	LG	TD	NO.	YDS.	AVG.	LG	TD		
2024	Jets	0	0	0	0	0.0	0	0	0	0	0	0	0	0	0
NFL TOTALS		0	0	0	0	0.0	0	0	0	0	0.0	0	0	0	0

KEVIN FOELSCH'S NFL REGULAR SEASON RETURN STATISTICS


DATE	TEAM	RET.	YDS.	AVG.	LG	TD	KICKOFF RETURNS				PUNT RETURNS					
							NO.	FC	YDS.	AVG.	LG	TD	NO.	FC	YDS.	AVG.
2024	Jets	0	0	0.0	0	0	0	0	0	0	0	0	0	0	0	0
NFL TOTALS		0	0	0.0	0	0	0	0	0	0	0.0	0	0	0	0	0

KEVIN FOELSCH'S COLLEGE DEFENSIVE STATISTICS

DATE	TEAM	GP	GS	TACKLES							INTERCEPTIONS				O. FUMB				ST				MISC.					
				TK	S	A	SK	YDS	TFL	YDS	QBH	NO	YDS	LG	TD	PD	FF	FR	TD	YDS	TK	S	A	FF	FR	S	A	
2018	Northern Ariz.	10	0	2	2	0	0.0	0.0	0.0	0	0	0	0	0	0	0	0	0	0	0	0	0	0	0	0	0	0	
2019	Northern Ariz.	12	0	3	1	2	0.0	0.0	0.0	0	0	0	0	0	0	0	0	0	0	0	0	0	0	0	0	0	0	
2020	Northern Ariz.	4	0	8	3	5	2.0	14.0	0.0	0	0	0	0	0	0	0	0	0	0	0	0	0	0	0	0	0	0	
2021	Northern Ariz.	9	3	17	6	11	0.0	0.0	0.0	0	1	1	21	21	0	1	0	0	0	0	0	0	0	0	0	0	0	0
2022	Northern Ariz.	11	4	29	18	11	4.0	13.0	0.5	5.0	1	0	0	0	0	1	0	0	0	0	0	0	0	0	0	0	0	0
TOTALS		46	7	59	30	29	6.0	27.0	0.5	5.0	2	1	21	21	0	2	0	0	0	0	0	0	0	0	0	0	0	0

COLLEGE 2022 GAME-BY-GAME STATISTICS (NORTHERN ARIZ.)

DATE	OPPONENT	P/S	TACKLES							INTERCEPTIONS				O. FUMB				ST				MISC.						
			TK	S	A	SK	YDS	TFL	YDS	QBH	NO	YDS	LG	TD	PD	FF	FR	TD	YDS	TK	S	A	FF	FR	S	A		
09/01	at Arizona St.	P	3	1	2	0.0	0.0	0.0	0.0	0	0	0	0	0	0	0	0	0	0	0	0	0	0	0	0	0	0	0
09/10	at Sam Houston	P	2	1	1	0.5	5.0	0.5	5.0	1	0	0	0	0	0	0	0	0	0	0	0	0	0	0	0	0	0	0
09/17	North Dakota	P	2	0	2	0.0	0.0	0.0	0.0	0	0	0	0	0	0	0	0	0	0	0	0	0	0	0	0	0	0	0
09/24	Idaho	P	1	1	0	0.0	0.0	0.0	0.0	0	0	0	0	0	0	0	0	0	0	0	0	0	0	0	0	0	0	0
10/01	at Portland St.	S	0	0	0	0.0	0.0	0.0	0.0	0	0	0	0	0	0	0	0	0	0	0	0	0	0	0	0	0	0	0
10/08	Cal Poly	P	3	3	0	0.0	0.0	0.0	0.0	0	0	0	0	0	0	0	0	0	0	0	0	0	0	0	0	0	0	0
10/15	at UC Davis	P	2	2	0	0.0	0.0	1.0	2.0	0	0	0	0	1	0	0	0	0	0	0	0	0	0	0	0	0	0	0
10/22	at Idaho St.	P	4	3	1	0.0	0.0	1.5	5.0	0	0	0	0	0	0	0	0	0	0	0	0	0	0	0	0	0	0	0
11/05	Montana St.	S	5	3	2	0.0	0.0	0.0	0.0	0	0	0	0	0	0	0	0	0	0	0	0	0	0	0	0	0	0	0
11/12	at Northern Colo.	S	3	3	0	0.0	0.0	1.0	1.0	0	0	0	0	0	0	0	0	0	0	0	0	0	0	0	0	0	0	0
11/19	Weber St.	S	4	1	3	0.0	0.0	0.0	0.0	0	0	0	0	0	0	0	0	0	0	0	0	0	0	0	0	0	0	0
2022 TOTALS		11-4	29	18	11	0.5	5.0	4.0	13.0	1	0	0	0	0	1	0	0	0	0	0	0	0	0	0	0	0	0	3-8



ZACH FRAZIER

C
HEIGHT: 6-3
WEIGHT: 310
BORN: August 29, 2001
COLLEGE: West Virginia

NOW ACQUIRED: D2 '24
NFL EXPERIENCE: 2nd year
BIRTHPLACE: Fairmont, WV



PRO CAREER

- ✦ Has played in 15 regular season games (15 starts) in his NFL career
- ✦ Made NFL start Week 1 at Atlanta
- ✦ Made NFL debut Week 1 at Atlanta
- ✦ Paved the way for RB Najee Harris to rush for 100+ yards three consecutive weeks (Week 6, Week 7 and Week 8)

TRANSACTIONS

- ✦ Signed a four-year contract with Pittsburgh on June 10, 2024
- ✦ Drafted by the Steelers in the second round (51st overall) of the 2024 NFL Draft

PERSONAL

- ✦ Played at Fairmont Senior H.S.
- ✦ Captained the Polar Bears to a 12-1 record and an appearance in the Class AA state semifinal
- ✦ Did not allow a sack in his senior season
- ✦ Captained the Class AA All-State First Team offense in 2019
- ✦ Led the Polar Bears to the Class AA state championship as a junior, earning an undefeated record of 14-0
- ✦ Class AA All-State First Team and All-USA West Virginia First Team Offense in 2018
- ✦ Led school to state championship and 12-2 record as a sophomore, while earning all-state first team and All-USA West Virginia Second Team Offense honors
- ✦ Four-time heavyweight wrestling state champion (2017-20)
- ✦ Only lost two matches his entire high school career (159-2)
- ✦ Had the highest winning percentage of any high school wrestler in the history of Marion County, West Virginia
- ✦ Son of Ray and Heather Frazier
- ✦ Married to the former Stephanie Vincent in May 2023
- ✦ Father played football at Fairmont State
- ✦ Graduated with his bachelor's degree in sport management in December 2023
- ✦ President's List with a 4.0 GPA

COLLEGE


- ✦ Two-time All-American (2021, 2023)
- ✦ Three-time All-Big 12 Conference (2022, 2023 - First Team, 2021 - Second Team)
- ✦ Three-time Team Captain
- ✦ National Football Foundation Scholar-Athlete College Sports Communicators First Team Academic All-American
- ✦ Three-time Academic First Team All-Big 12 Conference
- ✦ Played in 47 career games (46 starts) and registered 37 consecutive starts at center
- ✦ Named WVU's Offensive Lineman of the Week 16 times over his career
- ✦ Allowed one sack over his final two years and four over his career
- ✦ Collected more than 170 career knockdowns over his last three years
- ✦ 2023 First Team All-American (Action Network)
- ✦ 2023 William V. Campbell Trophy Finalist
- ✦ Named WVU's Offensive Lineman of the Week six times in 2023
- ✦ Registered a team-high 58 knockdowns
- ✦ Did not allow a sack for the season
- ✦ Part of an offensive line that led Power 5 in rushing yards (2,976), recorded 32 rushing TDs (tied for No. 11 nationally) and was the only Big 12 school to finish with more than 2,000 rushing yards in conference games.

ZACH FRAZIER'S NFL REGULAR SEASON STATISTICS

DATE	TEAM	GP	GS
2024	Steelers	15	15
NFL TOTALS		15	15

ZACH FRAZIER'S NFL POSTSEASON STATISTICS

DATE	TEAM	GP	GS
2024	Steelers	1	1
NFL TOTALS		1	1



**PAT
FREIERMUTH**

TE

HEIGHT: 6-5

WEIGHT: 250

BORN: October 25, 1998

COLLEGE: Penn State

HOW ACQUIRED: D2 '21

NFL EXPERIENCE: 5th year

BIRTHPLACE: Merrimac, MA



PRO CAREER

- ✦ Has played in 61 career regular-season games (37 starts) in four-year NFL career (Pittsburgh 2021-24)
- ✦ Has caught 220 passes for 2,190 yards and 18 TDs
- ✦ His 220 receptions are the most by a tight end in franchise history over their first four years in the NFL
- ✦ Tenth tight end in NFL history to reach 100 career receptions in 25 games or less
- ✦ Reached 100 career receptions in his 25th game in the NFL, which was the 10th-fewest games needed to reach 100 receptions in NFL history
- ✦ Reached 1,000 receiving yards in his 26th career game, tied for the fastest by a tight end in franchise history (Eric Green)
- ✦ His 2,190 receiving yards are the most by a tight end in franchise history over their first four years in the NFL
- ✦ His 18 TD catches are the third-most by a tight end in franchise history over their first four years in the NFL
- ✦ Recorded the first 100-yard receiving game of his career, finishing with nine receptions for 120 yards (both career highs) in Week 12 of 2023 at Cincinnati
- ✦ His 120 yards receiving were the 10th-most in a single-game by a tight end in the NFL in 2023
- ✦ His 120 yards receiving were the third-most in a single-game by a tight end in franchise history
- ✦ His nine receptions were tied for the fifth-most in a single-game by a tight end in franchise history
- ✦ Made NFL debut in Week 1 of 2021 (at Buffalo)
- ✦ Made NFL starting debut in Week 1 of 2021 (at Buffalo)

2024 (STEELERS)

- ✦ Played in 17 regular-season games (11 starts) and made one start in the playoffs
- ✦ In 2024, caught a career-best 65 passes for 653 yards (10.0 avg.) and seven TDs
- ✦ His 65 receptions were tied for the eighth-most by a tight end in 2024
- ✦ His seven TD receptions were tied for fourth among tight ends in 2024
- ✦ Those 65 receptions in 2024 are the fourth-most in a season by a tight end in franchise history
- ✦ His 653 receiving yards are the sixth-most in a season by a tight end in franchise history
- ✦ Recorded season-highs in both receptions (eight) and receiving yards (85) in Week 18 vs. Cincinnati
- ✦ Caught a touchdown pass in three consecutive games from Weeks 13-15

2023 (STEELERS)

- ✦ Played in 12 regular-season games (nine starts)
- ✦ Returned to the lineup in Week 11 at Cleveland
- ✦ Placed on the Reserve/Injured List following Week 4 at Houston
- ✦ Registered 32 receptions for 308 yards and two TDs
- ✦ Recorded the first 100-yard receiving game of his career, finishing with nine receptions for 120 yards (both career highs) in Week 12 at Cincinnati
- ✦ His 120 yards receiving were the 10th-most in a single-game by a tight end in the NFL in 2023
- ✦ His 120 yards receiving were the third-most in a single-game by a tight end in franchise history
- ✦ His nine receptions were tied for the fifth-most in a single-game by a tight end in franchise history

2022 (STEELERS)

- ✦ Played in 16 regular-season games (eight starts)
- ✦ Registered 63 receptions (second-best on the team) for 732 yards (third-best on the team) and two touchdowns
- ✦ His 63 receptions were sixth-most by a tight end in 2022 and fourth-most in a season by a tight end in franchise history
- ✦ His 732 receiving yards were sixth-most by a tight end in 2022 and fifth-most in a season by a tight end in franchise history
- ✦ One of four tight ends in the League in 2022 with at least five games of at least 75 yards receiving (Travis Kelce, 9; George Kittle, 5; Mark Andrews, 5)
- ✦ Opened the season with his first 75 yard performance on five receptions, including a 31-yard grab for the second longest of his career, in Week 1 at Cincinnati
- ✦ Reached a career-high 85 receiving yards on seven receptions in Week 4 vs. New York Jets
- ✦ Was inactive Week 6 vs. Tampa Bay due to a concussion
- ✦ Caught a team-high eight receptions for a team-high 75 yards, including a 21-yard reception on fourth down in the fourth quarter, in Week 7 at Miami
- ✦ Recorded a team-high eight catches for 79 yards, including a 27-yard grab, in Week 11 vs. Cincinnati
- ✦ Caught a career-long 57-yard reception in Week 13 at Atlanta, the third-longest reception by a tight end in 2022 and third-longest by a Pittsburgh tight end since 2000

2021 (STEELERS)

- ✦ Played in 16 of 17 games as a rookie with nine starts
- ✦ Led NFL rookie tight ends in TD receptions (seven) and ranked second in targets (79), receptions (60), receiving yards (497), yards after the catch (247) and first downs gained (34)
- ✦ His 60 receptions in 2021 are the most by a rookie tight end in franchise history and fifth-most by a rookie tight end in NFL history
- ✦ Became the fifth rookie tight end in NFL history with 60 or more receptions in a season
- ✦ His seven receiving TDs in 2021 nearly equaled the rest of the entire rookie TE class (nine) and are tied for the most by a rookie tight end in franchise history
- ✦ His seven TD receptions are tied for the fourth-most by a rookie tight end in NFL history
- ✦ Caught his first career touchdown on a four-yard pass from QB Ben Roethlisberger in the second quarter of Week 3 vs. Cincinnati
- ✦ Reached season highs in receptions (7) and receiving yards (58) in an overtime victory in Week 6 vs. Seattle
- ✦ Registered his first multi-touchdown performance with two in Week 9 vs. Chicago
- ✦ Was inactive Week 16 at Kansas City due to a concussion



TRANSACTIONS

- ★ Signed a four-year contract with Pittsburgh on May 25, 2021
- ★ Drafted by the Steelers in the second round (55th overall) in the 2021 NFL Draft

PERSONAL

- ★ Five-year letterman at the Brooks School
- ★ Team captain as a senior in 2017
- ★ Helped the Bishops to the New England Preparatory School Athletic Council (NEPSAC) Class C Championship as a senior with a 7-2 record
- ★ Claimed a first-team spot on USA Today's All-USA Massachusetts Football Team as a senior
- ★ Named all state in 2016 as a linebacker
- ★ Earned All-New England Class B as a junior and senior
- ★ Chosen as NEPSAC Class C Player of the Year and ISL co-MVP
- ★ Selected All-New England and All-HSL three times each
- ★ Named to Boston Globe's All-Scholastics team as a senior
- ★ Named to the Massachusetts High School Football Coaches Association All-State Super 26 Team as a linebacker in 2016
- ★ Collected four Eagle Tribune All-Star honors in 2014, 2015, 2016, 2017
- ★ Three-time Boston Herald All-Star (2015, 2016, 2017)
- ★ Team MVP as a senior and caught 26 passes for 613 yards and seven TDs
- ★ Tabbed a four-star recruit by all three major recruiting outlets – 247Sports, ESPN and Rivals
- ★ Ranked as the No. 2 player in Massachusetts, No. 13 tight end and No. 323 overall prospect by 247Sports
- ★ Ranked as the No. 289 overall prospect, No. 8 tight end, No. 1 in Massachusetts and No. 31 in the region by ESPN
- ★ Ranked the 148 overall prospect in the country, No. 6 tight end and No. 1 player in Massachusetts by Rivals
- ★ Full name is Patrick John Freiermuth
- ★ Son of Dianne and John Freiermuth
- ★ Has one brother, Tim, and one sister, Megan
- ★ Father, John, played basketball at St. Anselm
- ★ Brother, Tim, was an offensive lineman on the Springfield College football team
- ★ Born Oct. 25, 1998 in Newburyport, Massachusetts

COMMUNITY SERVICE

- ★ Provided a holiday shopping trip for kids from the North Hills area
- ★ As a rookie, helped with Mike Tomlin's Thanksgiving distribution, distributed backpacks for a back to school event with the Charlie Batch Foundation, and packed nonperishables for Greater Pittsburgh Community Food Bank
- ★ Served as the keynote speaker for the Brockway Youth Sports Luncheon

COLLEGE

- ★ Played in 30 games (26 starts) at Penn State (2018-20)
- ★ Owns the Penn State record for career TD receptions by a tight end with 16, passing Mike Gesicki (15; 2014-17)
- ★ Finished career tied for eighth all-time at Penn State with 16 career TD receptions with O.J. McDuffie (1988-92)
- ★ Tallied 1,185 career receiving yards to rank 26th overall and third among tight ends in program history
- ★ Recorded 92 career receptions, tied for 20th all-time at Penn State
- ★ Finished career catching a pass in 29 straight games, dating back to the Pitt game (9/8/18), a school-record among tight ends
- ★ Became the 34th Nittany Lion and seventh Penn State tight end to accumulate 1,000 career receiving yards
- ★ Nineteen career receptions of 20 or more yards
- ★ Ranked tied for 14th in a season at Penn State and third among tight ends in TD receptions with seven
- ★ Ranked second among Penn State tight ends and tied for 10th overall in season receiving TDs with eight in 2018
- ★ Set the mark for most receiving touchdowns by a freshman tight end
- ★ Named the 2020 Kwalick-Clark Big Ten Tight End of the Year, the first-ever Penn State tight end to win the award
- ★ Earned first-team All-Big Ten by the coaches and second-team All-Big Ten by the media
- ★ Started four games in 2020 before missing the rest of the season due to injury
- ★ Team captain was third on the team in receptions (23) and yards (310)
- ★ Two-time Coaching Staff Player of the Week (Indiana and Nebraska)
- ★ Finished the season leading all Big Ten tight ends in receiving yards (310)
- ★ Named AFCA second-team All-American in 2019
- ★ Selected second-team All-American by The Athletic in 2019
- ★ Fourth-team Phil Steele All-American in 2019
- ★ Second-team All-Big Ten by the coaches and media in 2019
- ★ Pro Football Focus first-team All-Big Ten in 2019
- ★ Tabbed second-team All-Big Ten by the Associated Press in 2019
- ★ Phil Steele first-team All-Big Ten in 2019
- ★ Named the team's Most Valuable Offensive Player at the team's awards banquet in 2019
- ★ Named John Mackey Award Tight End of the Week following the Michigan State game (10/26) in 2019
- ★ Selected John Mackey Award Tight End of the Week following the Buffalo game (9/7)
- ★ Team captain made 13 starts and caught 43 passes for 507 yards (both good for second on the team)
- ★ Ranked seventh in the Big Ten with seven TD receptions, which ranked fourth among FBS tight ends

PAT FREIERMUTH'S NFL REGULAR SEASON RUSHING/RECEIVING STATISTICS

DATE	TEAM	GP	GS	RECEIVING					RUSHING				
				NO.	YDS.	AVG.	LG	TD	NO.	YDS.	AVG.	LG	TD
2021	Steelers	16	9	60	497	8.3	24	7	0	0	0.0	0	0
2022	Steelers	16	8	63	732	11.6	57	2	0	0	0.0	0	0
2023	Steelers	12	9	32	308	9.6	29	2	0	0	0.0	0	0
2024	Steelers	17	11	65	653	10.0	30	7	0	0	0.0	0	0
NFL TOTALS		61	37	220	2,190	10.0	57	18	0	0	0.0	0	0



PAT FREIERMUTH'S NFL POSTSEASON RUSHING/RECEIVING STATISTICS

DATE	TEAM	GP	GS	RECEIVING					RUSHING				
				NO.	YDS.	AVG.	LG	TD	NO.	YDS.	AVG.	LG	TD
2021	Steelers	1	1	4	25	6.3	9	0	0	0	0.0	0	0
2023	Steelers	1	0	5	76	15.2	33	0	0	0	0.0	0	0
2024	Steelers	1	1	3	15	5.0	9	0	0	0	0.0	0	0
NFL TOTALS		3	2	12	116	9.7	33	0	0	0	0.0	0	0

PAT FREIERMUTH'S NFL REGULAR SEASON RETURN STATISTICS

DATE	TEAM	KICKOFF RETURNS					PUNT RETURNS					
		RET.	YDS.	AVG.	LG	TD	NO.	FC	YDS.	AVG.	LG	TD
2021	Steelers	0	0	0.0	0	0	0	0	0	0.0	0	0
2022	Steelers	0	0	0.0	0	0	0	0	0	0.0	0	0
2023	Steelers	0	0	0.0	0	0	0	0	0	0.0	0	0
2024	Steelers	0	0	0.0	0	0	0	0	0	0.0	0	0
NFL TOTALS		0	0	0.0	0	0	0	0	0	0.0	0	0

PAT FREIERMUTH'S NFL POSTSEASON RETURN STATISTICS

DATE	TEAM	KICKOFF RETURNS					PUNT RETURNS					
		RET.	YDS.	AVG.	LG	TD	NO.	FC	YDS.	AVG.	LG	TD
2021	Steelers	0	0	0.0	0	0	0	0	0	0.0	0	0
2023	Steelers	0	0	0.0	0	0	0	0	0	0.0	0	0
2024	Steelers	0	0	0.0	0	0	0	0	0	0.0	0	0
NFL TOTALS		0	0	0.0	0	0	0	0	0	0.0	0	0

SINGLE-GAME HIGHS: RECEIVING

Receptions	9 at Cincinnati Bengals, Nov 26, 2023 8 vs. Cincinnati Bengals, Jan 04, 2025 ...2 more at 8.	Receiving TDs	2 vs. Chicago Bears, Nov 08, 2021 1 vs. Cincinnati Bengals, Jan 04, 2025 ...15 more at 1.
Receiving Yards	120 at Cincinnati Bengals, Nov 26, 2023 85 vs. Cincinnati Bengals, Jan 04, 2025 ...1 more at 85.	All-Purpose Yards	120 at Cincinnati Bengals, Nov 26, 2023 85 vs. Cincinnati Bengals, Jan 04, 2025 ...1 more at 85.
Receiving Average	25.3 at Atlanta Falcons, Dec 04, 2022 16.0 vs. Cleveland Browns, Dec 08, 2024	Most TDs	2 vs. Chicago Bears, Nov 08, 2021 1 vs. Cincinnati Bengals, Jan 04, 2025 ...15 more at 1.
Longest Receptions	57 at Atlanta Falcons, Dec 04, 2022 31 at Cincinnati Bengals, Sep 11, 2022	Miscellaneous Tackles	1 vs. Cleveland Browns, Sep 18, 2023 1 vs. San Francisco 49ers, Sep 10, 2023 ...2 more at 1.

SINGLE-GAME HIGHS - POSTSEASON: RECEIVING

Receptions	5 at Buffalo Bills, Jan 15, 2024 4 at Kansas City Chiefs, Jan 16, 2022 3 at Baltimore Ravens, Jan 11, 2025	Longest Receptions	33 at Buffalo Bills, Jan 15, 2024 15 at Buffalo Bills, Jan 15, 2024 12 at Buffalo Bills, Jan 15, 2024
Receiving Yards	76 at Buffalo Bills, Jan 15, 2024 25 at Kansas City Chiefs, Jan 16, 2022 15 at Baltimore Ravens, Jan 11, 2025		9 at Baltimore Ravens, Jan 11, 2025 9 at Buffalo Bills, Jan 15, 2024 ...1 more at 9.
Receiving Average	15.2 at Buffalo Bills, Jan 15, 2024 6.3 at Kansas City Chiefs, Jan 16, 2022 5.0 at Baltimore Ravens, Jan 11, 2025	All-Purpose Yards	76 at Buffalo Bills, Jan 15, 2024 25 at Kansas City Chiefs, Jan 16, 2022 15 at Baltimore Ravens, Jan 11, 2025

100-YARD RECEIVING GAMES (1): REGULAR SEASON

DATE	TEAM	NO.	YDS.	AVG.	LG	TD
11/26/23	at Bengals	9	120	13.3	29	0



2024 GAME-BY-GAME REGULAR-SEASON STATISTICS (STEELERS)

DATE	OPPONENT	P/S	RECEIVING					RUSHING					W/L	SCORE
			NO.	YDS.	AVG.	LG	TD	NO.	YDS.	AVG.	LG	TD		
09/08	at Falcons	P	4	27	6.8	10	0	0	0	0.0	0	0	W	18-10
09/15	at Broncos	P	4	39	9.8	14	0	0	0	0.0	0	0	W	13-6
09/22	Chargers	S	4	33	8.3	15	0	0	0	0.0	0	0	W	20-10
09/29	at Colts	S	5	57	11.4	29	1	0	0	0.0	0	0	L	24-27
10/06	Cowboys	S	3	22	7.3	19	1	0	0	0.0	0	0	L	17-20
10/13	at Raiders	S	2	16	8.0	8	0	0	0	0.0	0	0	W	32-13
10/20	Jets	S	2	51	25.5	30	0	0	0	0.0	0	0	W	37-15
10/28	Giants	S	2	19	9.5	11	0	0	0	0.0	0	0	W	26-18
11/10	at Commanders	P	3	17	5.7	8	1	0	0	0.0	0	0	W	28-27
11/17	Ravens	P	2	14	7.0	9	0	0	0	0.0	0	0	W	18-16
11/21	at Browns	P	4	59	14.8	22	0	0	0	0.0	0	0	L	19-24
12/01	at Bengals	S	6	68	11.3	25t	1	0	0	0.0	0	0	W	44-38
12/08	Browns	S	3	48	16.0	21	1	0	0	0.0	0	0	W	27-14
12/15	at Eagles	P	3	22	7.3	12	1	0	0	0.0	0	0	L	13-27
12/21	at Ravens	S	3	16	5.3	7	0	0	0	0.0	0	0	L	17-34
12/25	Chiefs	S	7	60	8.6	15	0	0	0	0.0	0	0	L	10-29
01/04	Bengals	S	8	85	10.6	19t	1	0	0	0.0	0	0	L	17-19
2024 TOTALS		17-11	65	653	10.0	30	7	0	0	0.0	0	0	10-7	

2023 GAME-BY-GAME REGULAR-SEASON STATISTICS (STEELERS)

DATE	OPPONENT	P/S	RECEIVING					RUSHING					W/L	SCORE
			NO.	YDS.	AVG.	LG	TD	NO.	YDS.	AVG.	LG	TD		
09/10	49ers	S	1	3	3.0	3t	1	0	0	0.0	0	0	L	7-30
09/18	Browns	S	1	2	2.0	2	0	0	0	0.0	0	0	W	26-22
09/24	at Raiders	S	3	41	13.7	14	1	0	0	0.0	0	0	W	23-18
10/01	at Texans	S	3	7	2.3	9	0	0	0	0.0	0	0	L	6-30
10/08	Ravens												W	17-10
10/22	at Rams												W	24-17
10/29	Jaguars												L	10-20
11/02	Titans												W	20-16
11/12	Packers												W	23-19
11/19	at Browns	S	1	7	7.0	7	0	0	0	0.0	0	0	L	10-13
11/26	at Bengals	S	9	120	13.3	29	0	0	0	0.0	0	0	W	16-10
12/03	Cardinals	S	3	29	9.7	12	0	0	0	0.0	0	0	L	10-24
12/07	Patriots	P	3	18	6.0	7	0	0	0	0.0	0	0	L	18-21
12/16	at Colts	P	3	16	5.3	6	0	0	0	0.0	0	0	L	13-30
12/23	Bengals	S	0	0	0.0	0	0	0	0	0.0	0	0	W	34-11
12/31	at Seahawks	S	3	44	14.7	25	0	0	0	0.0	0	0	W	30-23
01/06	at Ravens	P	2	21	10.5	13	0	0	0	0.0	0	0	W	17-10
2023 TOTALS		12-9	32	308	9.6	29	2	0	0	0.0	0	0	10-7	

2022 GAME-BY-GAME REGULAR-SEASON STATISTICS (STEELERS)

DATE	OPPONENT	P/S	RECEIVING					RUSHING					W/L	SCORE
			NO.	YDS.	AVG.	LG	TD	NO.	YDS.	AVG.	LG	TD		
09/11	at Bengals	S	5	75	15.0	31	0	0	0	0.0	0	0	W	23-20+
09/18	Patriots	S	4	22	5.5	8t	1	0	0	0.0	0	0	L	14-17
09/22	at Browns	S	2	41	20.5	26	0	0	0	0.0	0	0	L	17-29
10/02	Jets	S	7	85	12.1	24	0	0	0	0.0	0	0	L	20-24
10/09	at Bills	P	2	12	6.0	8	0	0	0	0.0	0	0	L	3-38
10/16	Buccaneers												W	20-18
10/23	at Dolphins	P	8	75	9.4	21	0	0	0	0.0	0	0	L	10-16
10/30	at Eagles	P	4	57	14.3	21	0	0	0	0.0	0	0	L	13-35
11/13	Saints	S	4	36	9.0	12	0	0	0	0.0	0	0	W	20-10
11/20	Bengals	P	8	79	9.9	27	0	0	0	0.0	0	0	L	30-37
11/28	at Colts	P	3	39	13.0	17	0	0	0	0.0	0	0	W	24-17
12/04	at Falcons	S	3	76	25.3	57	0	0	0	0.0	0	0	W	19-16
12/11	Ravens	S	3	33	11.0	14	1	0	0	0.0	0	0	L	14-16
12/18	at Panthers	P	0	0	0.0	0	0	0	0	0.0	0	0	W	24-16
12/24	Raiders	S	7	66	9.4	17	0	0	0	0.0	0	0	W	13-10
01/01	at Ravens	P	3	36	12.0	20	0	0	0	0.0	0	0	W	16-13
01/08	Browns	P	0	0	0.0	0	0	0	0	0.0	0	0	W	28-14
2022 TOTALS		16-8	63	732	11.6	57	2	0	0	0.0	0	0	9-8	

+ - Overtime

2021 GAME-BY-GAME REGULAR-SEASON STATISTICS (STEELERS)

DATE	OPPONENT	P/S	RECEIVING					RUSHING					W/L/T	SCORE
			NO.	YDS.	AVG.	LG	TD	NO.	YDS.	AVG.	LG	TD		
09/12	at Bills	S	1	24	24.0	24	0	0	0	0.0	0	0	W	23-16
09/19	Raiders	S	4	36	9.0	14	0	0	0	0.0	0	0	L	17-26
09/26	Bengals	P	3	22	7.3	15	1	0	0	0.0	0	0	L	10-24
10/03	at Packers	S	1	11	11.0	11	0	0	0	0.0	0	0	L	17-27
10/10	Broncos	P	2	7	3.5	4	0	0	0	0.0	0	0	W	27-19
10/17	Seahawks	P	7	58	8.3	12	0	0	0	0.0	0	0	W	23-20+
10/31	at Browns	P	4	44	11.0	22	1	0	0	0.0	0	0	W	15-10
11/08	Bears	S	5	43	8.6	13	2	0	0	0.0	0	0	W	29-27
11/14	Lions	S	5	31	6.2	10	0	0	0	0.0	0	0	T	16-16
11/21	at Chargers	S	4	11	2.8	5t	1	0	0	0.0	0	0	L	37-41
11/28	at Bengals	S	4	40	10.0	15t	1	0	0	0.0	0	0	L	10-41
12/05	Ravens	S	3	26	8.7	17	0	0	0	0.0	0	0	W	20-19
12/09	at Vikings	P	2	32	16.0	17	1	0	0	0.0	0	0	L	28-36
12/19	Titans	S	4	37	9.3	14	0	0	0	0.0	0	0	W	19-13
12/26	at Chiefs												L	10-36
01/03	Browns	P	5	22	4.4	12	0	0	0	0.0	0	0	W	26-14
01/09	at Ravens	P	6	53	8.8	14	0	0	0	0.0	0	0	W	16-13+
2021 TOTALS		16-9	60	497	8.3	24	7	0	0	0.0	0	0	9-7-1	


+ - Overtime

2024 GAME-BY-GAME POSTSEASON STATISTICS (STEELERS)

DATE	OPPONENT	P/S	RECEIVING					RUSHING					W/L	SCORE
			NO.	YDS.	AVG.	LG	TD	NO.	YDS.	AVG.	LG	TD		
01/11	at Ravens	S	3	15	5.0	9	0	0	0	0.0	0	0	L	14-28
2024 TOTALS		1-1	3	15	5.0	9	0	0	0	0.0	0	0	0-1	

2023 GAME-BY-GAME POSTSEASON STATISTICS (STEELERS)

DATE	OPPONENT	P/S	RECEIVING					RUSHING					W/L	SCORE
			NO.	YDS.	AVG.	LG	TD	NO.	YDS.	AVG.	LG	TD		
01/15	at Bills	P	5	76	15.2	33	0	0	0	0.0	0	0	L	17-31
2023 TOTALS		1-0	5	76	15.2	33	0	0	0	0.0	0	0	0-1	



KENNETH GAINWELL

RB
HEIGHT: 5-9
WEIGHT: 200
BORN: March 14, 1999
COLLEGE: Memphis

NOW ACQUIRED: FA '25
NFL EXPERIENCE: 5th year
BIRTHPLACE: Yazoo City, MS



PRO CAREER

- ✦ Has played in 66 regular-season games (4 starts) over his four-year NFL career (Philadelphia 2021-24)
- ✦ Has recorded 280 carries for 1,185 rushing yards and 12 rushing TD, while also catching 102 passes for 721 yards and one receiving TD
- ✦ Helped Philadelphia win Super Bowl LIX, contributing on offense and was a key member of the special teams unit
- ✦ Led the Eagles in both rushing yards (181) and scrimmage yards (236) during the 2022 playoffs, which resulted in a Super Bowl LVII appearance ... Averaged 5.5 yards per carry with 1 TD on 33 attempts
- ✦ In 2021, tied for the most rushing TDs (5) by an Eagles rookie in franchise history, joining Don Johnson (1953) and Steve Van Buren (1944)

2024 (EAGLES)

- ✦ Played in all 17 regular-season contests (one start) in 2024
- ✦ Ran for 290 yards on 75 carries with 1 TD while recording 7 special teams tackles and returning 18 kickoffs for a career-high 456 yards (25.3 avg)
- ✦ Recorded 123 all-purpose yards (63 kick return yards, 40 receiving yards and 20 rushing yards) vs. Pittsburgh (12/25/14)
- ✦ Rushed for a 13-yard TD to extend the Eagles lead during the third quarter of the 37-20 win at L.A. Rams (11/24/24)

2023 (EAGLES)

- ✦ Played in 16 regular-season games (two starts)
- ✦ Recorded career-bests in rushing attempts (84) and rushing yards (364) with two rushing TDs
- ✦ Caught 30 passes for 183 yards

2022 (EAGLES)

- ✦ Played in all 17 games (no starts)
- ✦ Rushed 53 times for 240 yards and four rushing TDs

2021 (EAGLES)

- ✦ Played in 16 games (one start) in his rookie season
- ✦ Registered 291 rushing yards on 68 carries with five rushing TDs, which are tied for the most rushing TDs (5) by an Eagles rookie in franchise history, joining Don Johnson (1953) and Steve Van Buren (1944)
- ✦ Recorded a rushing TD in his first NFL game (9/12/21 at Atlanta), where he finished with nine carries for 37 yards

TRANSACTIONS

- ✦ Signed a one-year contract with Pittsburgh on March 12, 2025
- ✦ Signed a four-year contract with Philadelphia on June 3, 2021
- ✦ Drafted by Philadelphia in the fifth round (150th overall) of the 2021 NFL Draft

PERSONAL

- ✦ Is cousins with former Eagles DT Fletcher Cox
- ✦ His family was significantly impacted by the COVID-19 pandemic, with four relatives passing away due to the virus ... Resulted in his decision to opt out of his final collegiate season at Memphis in 2020
- ✦ Considers his older brother, Curtis, his biggest inspiration ... In 2013, Curtis suffered a ruptured blood vessel in his brain causing a hemorrhagic stroke, requiring four surgeries to save his life at 18 years old ... Though he needed to learn to walk and talk again, Curtis has done incredible with his recovery, deeply motivating Kenneth
- ✦ Has supported the Pediatric Stroke Program at the Children's Hospital of Philadelphia through the NFL's My Cause My Cleats campaign

COLLEGE

- ✦ Played in 18 career games (14 starts) at Memphis and recorded 2,212 scrimmage yards (1,550 rushing, 662 receiving) with 17 TDs
- ✦ Led the Tigers to an AAC Championship behind an FBS-leading 2,069 all-purpose yards along with 1,459 rushing yards (12th nationally) as a redshirt freshman in 2019 ... Became just the third player in program history to register 2,000+ all-purpose yards in a season, joining DeAn[1]gelo Williams (2003-05) and Darrell Henderson (2018)

KENNETH GAINWELL'S NFL REGULAR SEASON RUSHING/RECEIVING STATISTICS

DATE	TEAM	GP	GS	RUSHING					RECEIVING				
				NO.	YDS.	AVG.	LG	TD	NO.	YDS.	AVG.	LG	TD
2021	Eagles	16	1	68	291	4.3	18t	5	33	253	7.7	19	1
2022	Eagles	17	0	53	240	4.5	13	4	23	169	7.3	20	0
2023	Eagles	16	2	84	364	4.3	32	2	30	183	6.1	19	0
2024	Eagles	17	1	75	290	3.9	20	1	16	116	7.3	16	0
NFL TOTALS		66	4	280	1,185	4.2	32	12	102	721	7.1	20	1



KENNETH GAINWELL'S NFL POSTSEASON RUSHING/RECEIVING STATISTICS

DATE	TEAM	RUSHING							RECEIVING				
		GP	GS	NO.	YDS.	AVG.	LG	TD	NO.	YDS.	AVG.	LG	TD
2021	Eagles	1	0	1	6	6.0	6	0	5	49	9.8	20	1
2022	Eagles	3	0	33	181	5.5	35t	1	7	55	7.9	17	0
2023	Eagles	1	0	4	3	0.8	4	0	2	10	5.0	9	0
2024	Eagles	4	0	13	42	3.2	10	0	3	26	8.7	10	0
NFL TOTALS		9	0	51	232	4.5	35T	1	17	140	8.2	20	1

KENNETH GAINWELL'S NFL REGULAR SEASON RETURN STATISTICS

DATE	TEAM	KICKOFF RETURNS					PUNT RETURNS					
		RET.	YDS.	AVG.	LG	TD	NO.	FC	YDS.	AVG.	LG	TD
2021	Eagles	8	137	17.1	31	0	0	0	0	0.0	0	0
2022	Eagles	0	0	0.0	0	0	0	0	0	0.0	0	0
2023	Eagles	1	19	19.0	19	0	0	0	0	0.0	0	0
2024	Eagles	18	456	25.3	36	0	0	0	0	0.0	0	0
NFL TOTALS		27	612	22.7	36	0	0	0	0	0.0	0	0

KENNETH GAINWELL'S NFL POSTSEASON RETURN STATISTICS

DATE	TEAM	KICKOFF RETURNS					PUNT RETURNS					
		RET.	YDS.	AVG.	LG	TD	NO.	FC	YDS.	AVG.	LG	TD
2021	Eagles	3	57	19.0	24	0	0	0	0	0.0	0	0
2022	Eagles	1	11	11.0	11	0	0	0	0	0.0	0	0
2023	Eagles	0	0	0.0	0	0	0	0	0	0.0	0	0
2024	Eagles	4	110	27.5	44	0	0	0	0	0.0	0	0
NFL TOTALS		8	178	22.3	44	0	0	0	0	0.0	0	0

SINGLE-GAME HIGHS: RUSHING/RECEIVING

Rush Attempts	13 at Detroit Lions, Oct 31, 2021 12 vs. Dallas Cowboys, Jan 08, 2022 ...1 more at 12.	Longest Receptions	19 at Dallas Cowboys, Sep 27, 2021 16 at New York Jets, Dec 05, 2021
Rushing Yards	78 vs. Dallas Cowboys, Jan 08, 2022 54 at New York Jets, Dec 05, 2021	Receiving TDs	1 at Las Vegas Raiders, Oct 24, 2021
Rushing Average	6.5 vs. Dallas Cowboys, Jan 08, 2022 4.5 at New York Jets, Dec 05, 2021	All-Purpose Yards	89 vs. Kansas City Chiefs, Oct 03, 2021 87 vs. Dallas Cowboys, Jan 08, 2022 ...1 more at 87.
Longest Runs	18 vs. Dallas Cowboys, Jan 08, 2022 18t at New York Jets, Dec 05, 2021	Kickoff Returns	3 vs. Washington Football Team, Dec 21, 2021 2 at Washington Football Team, Jan 02, 2022 ...1 more at 2.
Rushing TDs	1 vs. Dallas Cowboys, Jan 08, 2022 1 at New York Jets, Dec 05, 2021 ...3 more at 1.	Kickoff Return Yards	71 vs. Washington Football Team, Dec 21, 2021 30 vs. New York Giants, Dec 26, 2021
Receptions	6 vs. Kansas City Chiefs, Oct 03, 2021 5 at New York Jets, Dec 05, 2021	Longest Kickoff Return	31 vs. Washington Football Team, Dec 21, 2021 23 vs. Washington Football Team, Dec 21, 2021
Receiving Yards	58 vs. Kansas City Chiefs, Oct 03, 2021 41 at Las Vegas Raiders, Oct 24, 2021	Kickoff Return Average	23.7 vs. Washington Football Team, Dec 21, 2021
Receiving Average	10.7 at New York Giants, Nov 28, 2021 10.7 at Dallas Cowboys, Sep 27, 2021	Most TDs	1 vs. Dallas Cowboys, Jan 08, 2022 1 at New York Jets, Dec 05, 2021 ...4 more at 1.

SINGLE-GAME HIGHS - POSTSEASON: RUSHING/RECEIVING

Rush Attempts	1 at Tampa Bay Buccaneers, Jan 16, 2022	Receiving TDs	1 at Tampa Bay Buccaneers, Jan 16, 2022
Rushing Yards	6 at Tampa Bay Buccaneers, Jan 16, 2022	All-Purpose Yards	112 at Tampa Bay Buccaneers, Jan 16, 2022
Longest Runs	6 at Tampa Bay Buccaneers, Jan 16, 2022	Kickoff Returns	3 at Tampa Bay Buccaneers, Jan 16, 2022
Receptions	5 at Tampa Bay Buccaneers, Jan 16, 2022	Kickoff Return Yards	57 at Tampa Bay Buccaneers, Jan 16, 2022
Receiving Yards	49 at Tampa Bay Buccaneers, Jan 16, 2022	Longest Kickoff Return	24 at Tampa Bay Buccaneers, Jan 16, 2022
Receiving Average	9.8 at Tampa Bay Buccaneers, Jan 16, 2022		17 at Tampa Bay Buccaneers, Jan 16, 2022
Longest Receptions	20 at Tampa Bay Buccaneers, Jan 16, 2022	Kickoff Return Average	16 at Tampa Bay Buccaneers, Jan 16, 2022
	16t at Tampa Bay Buccaneers, Jan 16, 2022	Most TDs	19.0 at Tampa Bay Buccaneers, Jan 16, 2022
	10 at Tampa Bay Buccaneers, Jan 16, 2022		1 at Tampa Bay Buccaneers, Jan 16, 2022
	3 at Tampa Bay Buccaneers, Jan 16, 2022		

100-YARD RUSHING GAMES (1): POSTSEASON

DATE	TEAM	ATT.	YDS.	AVG.	LG	TD
01/21/23	GIANTS	12	112	9.3	35t	1

2024 GAME-BY-GAME REGULAR-SEASON STATISTICS (EAGLES)

DATE	OPPONENT	P/S	RUSHING					RECEIVING					W/L	SCORE
			NO.	YDS.	AVG.	LG	TD	NO.	YDS.	AVG.	LG	TD		
09/06	Packers	P	1	2	2.0	2	0	1	10	10.0	10	0	W	34-29
09/16	Falcons	P	2	6	3.0	4	0	0	0	0.0	0	0	L	21-22
09/22	at Saints	P	0	0	0.0	0	0	2	12	6.0	8	0	W	15-12
09/29	at Buccaneers	P	2	9	4.5	9	0	0	0	0.0	0	0	L	16-33
10/13	Browns	P	3	23	7.7	19	0	0	0	0.0	0	0	W	20-16
10/20	at Giants	P	13	56	4.3	14	0	1	11	11.0	11	0	W	28-3
10/27	at Bengals	P	5	19	3.8	10	0	0	0	0.0	0	0	W	37-17
11/03	Jaguars	P	5	9	1.8	3	0	1	1	1.0	1	0	W	28-23
11/10	at Cowboys	P	7	30	4.3	13	0	1	9	9.0	9	0	W	34-6
11/14	Commanders	P	4	43	10.8	14	0	1	6	6.0	6	0	W	26-18
11/24	at Rams	P	5	22	4.4	13t	1	0	0	0.0	0	0	W	37-20
12/01	at Ravens	P	0	0	0.0	0	0	0	0	0.0	0	0	W	24-19
12/08	Panthers	P	3	26	8.7	20	0	2	7	3.5	5	0	W	22-16
12/15	Steelers	P	7	20	2.9	7	0	3	40	13.3	16	0	W	27-13
12/22	at Commanders	P	4	7	1.8	3	0	1	6	6.0	6	0	L	33-36
12/29	Cowboys	P	3	4	1.3	4	0	1	5	5.0	5	0	W	41-7
01/05	Giants	S	11	14	1.3	5	0	2	9	4.5	6	0	W	20-13
2024 TOTALS		17-1	75	290	3.9	20	1	16	116	7.3	16	0	14-3	

2023 GAME-BY-GAME REGULAR-SEASON STATISTICS (EAGLES)

DATE	OPPONENT	P/S	RUSHING					RECEIVING					W/L	SCORE
			NO.	YDS.	AVG.	LG	TD	NO.	YDS.	AVG.	LG	TD		
09/10	at Patriots	S	14	54	3.9	16	0	4	20	5.0	8	0	W	25-20
09/14	Vikings												W	34-28
09/25	at Buccaneers	P	14	43	3.1	8	0	1	5	5.0	5	0	W	25-11
10/01	Commanders	P	4	14	3.5	13	0	2	7	3.5	4	0	W	34-31+
10/08	at Rams	P	7	17	2.4	4	0	1	7	7.0	7	0	W	23-14
10/15	at Jets	P	2	13	6.5	12	0	1	4	4.0	4	0	L	14-20
10/22	Dolphins	P	8	16	2.0	5	1	0	0	0.0	0	0	W	31-17
10/29	at Commanders	P	2	-4	-2.0	0	0	5	30	6.0	17	0	W	38-31
11/05	Cowboys	P	3	22	7.3	12t	1	1	1	1.0	1	0	W	28-23
11/20	at Chiefs	P	1	1	1.0	1	0	1	4	4.0	4	0	W	21-17
11/26	Bills	P	2	26	13.0	23	0	2	10	5.0	6	0	W	37-34+
12/03	49ers	P	2	5	2.5	3	0	5	42	8.4	15	0	L	19-42
12/10	at Cowboys	P	4	28	7.0	11	0	0	0	0.0	0	0	L	13-33
12/18	at Seahawks	P	6	21	3.5	8	0	0	0	0.0	0	0	L	17-20
12/25	Giants	P	6	41	6.8	22	0	3	38	12.7	19	0	W	33-25
12/31	Cardinals	P	2	5	2.5	3	0	4	15	3.8	6	0	L	31-35
01/07	at Giants	S	7	62	8.9	32	0	0	0	0.0	0	0	L	10-27
2023 TOTALS		16-2	84	364	4.3	32	2	30	183	6.1	19	0	11-6	

+ - Overtime

2022 GAME-BY-GAME REGULAR-SEASON STATISTICS (EAGLES)

DATE	OPPONENT	P/S	RUSHING					RECEIVING					W/L	SCORE
			NO.	YDS.	AVG.	LG	TD	NO.	YDS.	AVG.	LG	TD		
09/11	at Lions	P	5	20	4.0	7	1	2	12	6.0	8	0	W	38-35
09/19	Vikings	P	2	7	3.5	4	0	1	11	11.0	11	0	W	24-7
09/25	at Commanders	P	3	6	2.0	3	0	0	0	0.0	0	0	W	24-8
10/02	Jaguars	P	5	19	3.8	10t	1	1	-2	-2.0	-2	0	W	29-21
10/09	at Cardinals	P	3	20	6.7	11	0	0	0	0.0	0	0	W	20-17
10/16	Cowboys	P	5	25	5.0	9	0	0	0	0.0	0	0	W	26-17
10/30	Steelers	P	1	3	3.0	3	0	1	8	8.0	8	0	W	35-13
11/03	at Texans	P	4	22	5.5	8	1	3	16	5.3	8	0	W	29-17
11/14	Commanders	P	1	7	7.0	7	0	1	5	5.0	5	0	L	21-32
11/20	at Colts	P	1	0	0.0	0	0	0	0	0.0	0	0	W	17-16
11/27	Packers	P	8	39	4.9	10	1	1	7	7.0	7	0	W	40-33
12/04	Titans	P	3	15	5.0	13	0	3	38	12.7	14	0	W	35-10
12/11	at Giants	P	0	0	0.0	0	0	1	0	0.0	0	0	W	48-22
12/18	at Bears	P	3	5	1.7	3	0	2	9	4.5	7	0	W	25-20
12/24	at Cowboys	P	4	17	4.3	11	0	4	41	10.3	20	0	L	34-40
01/01	Saints	P	0	0	0.0	0	0	2	17	8.5	9	0	L	10-20
01/08	Giants	P	5	35	7.0	11	0	1	7	7.0	7	0	W	22-16
2022 TOTALS		17-0	53	240	4.5	13	4	23	169	7.3	20	0	14-3	

2021 GAME-BY-GAME REGULAR-SEASON STATISTICS (EAGLES)

DATE	OPPONENT	P/S	RUSHING					RECEIVING					W/L	SCORE
			NO.	YDS.	AVG.	LG	TD	NO.	YDS.	AVG.	LG	TD		
09/12	at Falcons	P	9	37	4.1	8t	1	2	6	3.0	9	0	W	32-6
09/19	49ers	P	6	14	2.3	6	0	2	18	9.0	9	0	L	11-17
09/27	at Cowboys	P	1	2	2.0	2	0	3	32	10.7	19	0	L	21-41
10/03	Chiefs	P	3	31	10.3	13	1	6	58	9.7	15	0	L	30-42
10/10	at Panthers	P	2	16	8.0	12	0	1	8	8.0	8	0	W	21-18
10/14	Buccaneers	P	0	0	0.0	0	0	1	1	1.0	1	0	L	22-28
10/24	at Raiders	P	5	20	4.0	7	0	4	41	10.3	15	1	L	22-33
10/31	at Lions	P	13	27	2.1	8	0	0	0	0.0	0	0	W	44-6
11/07	Chargers	P	2	3	1.5	2	1	0	0	0.0	0	0	L	24-27
11/14	at Broncos	P	2	5	2.5	5	0	1	9	9.0	9	0	W	30-13
11/21	Saints												W	40-29
11/28	at Giants	P	0	0	0.0	0	0	3	32	10.7	14	0	L	7-13
12/05	at Jets	P	12	54	4.5	18t	1	5	33	6.6	16	0	W	33-18
12/21	Football Team	P	0	0	0.0	0	0	0	0	0.0	0	0	W	27-17
12/26	Giants	P	0	0	0.0	0	0	1	6	6.0	6	0	W	34-10
01/02	at Football Team	P	1	4	4.0	4	0	0	0	0.0	0	0	W	20-16
01/08	Cowboys	S	12	78	6.5	18	1	4	9	2.3	9	0	L	26-51
2021 TOTALS		16-1	68	291	4.3	18T	5	33	253	7.7	19	1	9-8	

2024 GAME-BY-GAME POSTSEASON STATISTICS (EAGLES)

DATE	OPPONENT	P/S	RUSHING					RECEIVING					W/L	SCORE
			NO.	YDS.	AVG.	LG	TD	NO.	YDS.	AVG.	LG	TD		
01/12	Packers	P	3	14	4.7	6	0	0	0	0.0	0	0	W	22-10
01/19	Rams	P	1	10	10.0	10	0	1	10	10.0	10	0	W	28-22
01/26	Commanders	P	3	8	2.7	4	0	2	16	8.0	8	0	W	55-23
02/09	Chiefs	P	6	10	1.7	4	0	0	0	0.0	0	0	W	40-22
2024 TOTALS		4-0	13	42	3.2	10	0	3	26	8.7	10	0	4-0	

2023 GAME-BY-GAME POSTSEASON STATISTICS (EAGLES)


DATE	OPPONENT	P/S	RUSHING					RECEIVING					W/L	SCORE
			NO.	YDS.	AVG.	LG	TD	NO.	YDS.	AVG.	LG	TD		
01/15	at Buccaneers	P	4	3	0.8	4	0	2	10	5.0	9	0	L	9-32
2023 TOTALS		1-0	4	3	0.8	4	0	2	10	5.0	9	0	0-1	

2022 GAME-BY-GAME POSTSEASON STATISTICS (EAGLES)

DATE	OPPONENT	P/S	RUSHING					RECEIVING					W/L	SCORE
			NO.	YDS.	AVG.	LG	TD	NO.	YDS.	AVG.	LG	TD		
01/21	Giants	P	12	112	9.3	35t	1	1	9	9.0	9	0	W	38-7
01/29	49ers	P	14	48	3.4	17	0	2	26	13.0	17	0	W	31-7
02/12	Chiefs	P	7	21	3.0	9	0	4	20	5.0	9	0	L	35-38
2022 TOTALS		3-0	33	181	5.5	35T	1	7	55	7.9	17	0	2-1	

2021 GAME-BY-GAME POSTSEASON STATISTICS (EAGLES)

DATE	OPPONENT	P/S	RUSHING					RECEIVING					W/L	SCORE
			NO.	YDS.	AVG.	LG	TD	NO.	YDS.	AVG.	LG	TD		
01/16	at Buccaneers	P	1	6	6.0	6	0	5	49	9.8	20	1	L	15-31
2021 TOTALS		1-0	1	6	6.0	6	0	5	49	9.8	20	1	0-1	



JJ GALBREATH

TE
HEIGHT: 6-4
WEIGHT: 231
BORN: August 5, 2001
COLLEGE: South Dakota

NOW ACQUIRED: UDFA '25
NFL EXPERIENCE: 0
BIRTHPLACE: Arvada, CO



PRO CAREER

- ✦ Has yet to make NFL debut

TRANSACTIONS

- ✦ Signed with Pittsburgh as an undrafted rookie free agent on May 9, 2025

PERSONAL

- ✦ Attended Ralston Valley H.S. (Arvada, Colo.), where he was a three-sport athlete who competed in football, lacrosse and track and field for the Mustangs
- ✦ An all-conference honoree who caught 44 passes for 682 yards with 11 TDs his senior season (2019)
- ✦ Two-way player who also tallied 74 tackles with three interceptions including a pick-six from his OLB position
- ✦ Caught two TDs and helped shutout rival Pomona 17-0 to wrap up an undefeated '19 regular season
- ✦ Finished with a 12-1 record with a trip to the state semifinals

COLLEGE

- ✦ Played four seasons at South Dakota (2021-24), where he played 45 career games (30 starts) and caught 93 passes for 1,355 yards (14.6 avg.) and 12 TDs
- ✦ 2024 First Team AP All-American
- ✦ 2024 Third Team Phil Steele All-American
- ✦ Played 10 games (nine starts) in 2024 and ranked third on the team in both receptions (32) and receiving yards (469), both categories leading the tight end room
- ✦ His four TD grabs in '24 was tied for second-best on the team
- ✦ Missed four games due to injury in '24
- ✦ Returned to game action in the NCAA Quarterfinals against UC Davis (Dec. 14) and brought in a pair of TD grabs in the victory
- ✦ Set a career-best with an 80-yard TD reception against Southern Illinois (Sept. 28), and had a season-best 100 yards receiving in the same game
- ✦ His two TDs against UC Davis in the playoffs also marked a season-best

JJ GALBREATH'S COLLEGE RUSHING/RECEIVING STATISTICS

DATE	TEAM	GP	GS	RUSHING					RECEIVING				
				NO.	YDS.	AVG.	LG	TD	NO.	YDS.	AVG.	LG	TD
2020	South Dakota	0	0	0	0	0.0	0	0	0	0	0.0	0	0
2021	South Dakota	11	0	0	0	0.0	0	0	3	21	7.0	9	2
2022	South Dakota	11	10	0	0	0.0	0	0	22	286	13.0	55	1
2023	South Dakota	13	11	0	0	0.0	0	0	36	579	16.1	75	5
2024	South Dakota	10	9	0	0	0.0	0	0	32	469	14.7	80	4
TOTALS		45	30	0	0	0.0	0	0	93	1,355	14.6	80	12

JJ GALBREATH'S COLLEGE RETURN STATISTICS

DATE	TEAM	KICKOFF RETURNS					PUNT RETURNS					
		RET.	YDS.	AVG.	LG	TD	NO.	FC	YDS.	AVG.	LG	TD
2020	South Dakota	0	0	0.0	0	0	0	0	0	0.0	0	0
2021	South Dakota	0	0	0.0	0	0	0	0	0	0.0	0	0
2022	South Dakota	1	3	3.0	3	0	0	0	0	0.0	0	0
2023	South Dakota	0	0	0.0	0	0	0	0	0	0.0	0	0
2024	South Dakota	0	0	0.0	0	0	0	0	0	0.0	0	0
TOTALS		1	3	3.0	3	0	0	0	0	0.0	0	0



DERRICK HARMON

DT
HEIGHT: 6-4
WEIGHT: 313
BORN: August 3, 2003
COLLEGE: Oregon

NOW ACQUIRED: D1 '25
NFL EXPERIENCE: R
BIRTHPLACE: Detroit, MI



PRO CAREER

- ✦ Has yet to make NFL debut

TRANSACTIONS

- ✦ Drafted by Pittsburgh in the first round (21st overall) of the 2025 NFL Draft

PERSONAL

- ✦ Ranked one of the top defensive tackle prospects in the state of Michigan by Rivals.com (No. 3), ESPN.com (No. 3) and 247Sports (No. 3)
- ✦ Two-time First Team All-State selection
- ✦ Listed among the best overall players in Michigan by ESPN.com (No. 18), 247Sports (No. 24), and Rivals.com (No. 33)
- ✦ Rated one of the best defensive tackles in the nation by 247Sports (No. 47) and ESPN.com (No. 48)
- ✦ Named one of the top 100 prospects in the Midwest by ESPN.com (No. 87)
- ✦ Played for Coach Kevin Rogers at Loyola H.S., starting on both the offensive and defensive line all four years
- ✦ Named First Team All-State as a senior by the Michigan High School Football Coaches Association, Associated Press, Detroit Free Press and The Detroit News
- ✦ Named to The Detroit News and Detroit Free Press All-Detroit Team
- ✦ Helped lead the Bulldogs (8-2) to a district title and a berth in the Division 7 regional finals as a senior in 2020, allowing just one sack to go along with 24 pancake blocks
- ✦ Named to the Division 7-8 Associated Press and The Detroit News All-State First Team as a junior
- ✦ Honorable Mention All-State selection in 2019 by the Detroit Free Press and a First Team selection to The Detroit News All-Detroit Team

COLLEGE

- ✦ Played one season at Oregon (2024), where he was named Second Team All-American by Sporting News, Second Team All-American by FWA and Second Team All-American by Associated Press
- ✦ Started all 14 games for the Ducks and racked up a career-high 10.5 tackles for loss, 5.0 sacks, 45 tackles (27 solo), four pass breakups, two forced two fumbles and two fumble recoveries
- ✦ Registered eight games with at least 1.0 tackle for loss, and three games with multiple TFLs in 2024
- ✦ Made at least one tackle in 13 of 14 games and had 11 multi-tackle performances
- ✦ Led all FBS interior defensive linemen with 55 total pressures generated, according to Pro Football Focus, 11 more than any other player
- ✦ His 55 pressures generated tied for 12th-most among all FBS players
- ✦ Credited with at least three pressures generated in 13 of 14 games, including five games with at least five pressures
- ✦ Earned an 83.9 overall grade from PFF, 13th-best among FBS interior defensive linemen
- ✦ His 86.3 pass-rush grade from PFF tied for No. 4 among all FBS interior defensive linemen
- ✦ Played three seasons at Michigan State (2021-23), where he played in 28 games (15 starts) and recorded 70 tackles, 6.5 tackles for loss and 3.5 sacks

DERRICK HARMON'S COLLEGE DEFENSIVE STATISTICS

DATE	TEAM	GP	GS	TACKLES						SK	YDS	QBH	INTERCEPTIONS				O. FUMB			ST				MISC											
				TK	S	A	TFL	YDS	SK				NO	YDS	LG	TD	PD	FF	FR	TD	YDS	TK	S	A	FF	FR	S	A							
2021	Michigan St.	5	0	1	0	1	0.0	0.0	0.0	0.0	0	0	0	0	0	0	0	0	0	0	0	0	0	0	0	0	0	0	0	0	0	0	0		
2022	Michigan St.	12	5	30	8	22	3.0	12.0	2.0	10.0	3	0	0	0	1	0	1	0	0	0	0	0	0	0	0	0	0	0	0	0	0	0	0	0	
2023	Michigan St.	12	10	40	16	24	3.5	10.0	1.5	8.0	2	0	0	0	1	1	0	0	0	0	0	0	0	0	0	0	0	0	0	0	0	0	0	0	0
2024	Oregon	14	14	45	27	18	10.5	53.0	5.0	33.0	10	0	0	0	0	2	2	2	0	0	0	0	0	0	0	0	0	0	0	0	0	0	0	0	0
TOTALS		43	29	116	51	65	17.0	75.0	8.5	51.0	15	0	0	0	0	4	3	3	0	0	0	0	0	0	0	0	0	0	0	0	0	0	0	0	0



MALIK HARRISON

LB
HEIGHT: 6-3
WEIGHT: 255
BORN: March 5, 1998
COLLEGE: Ohio State

NOW ACQUIRED: FA '25
NFL EXPERIENCE: 6th year
BIRTHPLACE: Columbus, OH



PRO CAREER

- ✦ Has played in 76 regular-season games (34 starts) in his five-year NFL career (Baltimore 2020-24)
- ✦ Has registered 44 tackles (28 solo), 10 tackles for loss, 8.5 sacks, 14 quarterback hits, six forced fumbles and two fumble recoveries
- ✦ Has recorded five tackles (four solo) on special teams
- ✦ Has played in seven career postseason games (four starts)
- ✦ Has registered 20 tackles (eight solo), one tackle for loss and one forced fumble
- ✦ Made NFL debut in Week 1 of 2020 (vs. Cleveland)
- ✦ Made NFL starting debut in Week 1 of 2020 (vs. Cleveland)
- ✦ Appeared in 15 regular-season games (seven starts) for Baltimore in 2024, setting career highs in tackles (46), solo tackles (30), sacks (2.0) and tackles for loss (three)
- ✦ Added a career-best eight tackles on special teams
- ✦ Helped Baltimore's defense rank No. 1 against the run (80.1 yards/game) and No. 2 in both sacks (54.0) and fourth-down efficiency (42.9%)

2024 (RAVENS)

- ✦ Played in 15 regular-season games (seven starts)
- ✦ Set career highs in tackles (46), solo tackles (30), sacks (2.0), tackles for loss (three) and tackles on special teams (eight)
- ✦ Helped Baltimore's defense rank No. 1 against the run (80.1 yards/game), No. 2 in sacks (54.0) and No. 5 (tied) in yards/play allowed (5.2)
- ✦ Totaled a playoff career-high seven tackles (five solo), including one for loss, in the Divisional Playoff at Buffalo, helping limit the Bills to 126 passing yards
- ✦ Collected a team-high tying six tackles (one solo), including a fourth-quarter sack, in the 35-14 win in Week 15 at N.Y. Giants, helping the defense limit the Giants to 236 total yards (55 rushing, 181 passing) and 2-of-12 (16.7%) on third down
- ✦ Logged a game-high and career-high 12 tackles (six solo), including one for loss, in the 30-23 win in Week 12 at L.A. Chargers, helping the defense limit the Chargers to 5-of-14 (35.7%) on third down
- ✦ Recorded six tackles (four solo) in Week 11 at Pittsburgh, helping the defense limit the Steelers to 4-of-16 (25%) on third down and 0-of-4 (0%) in red-zone TD efficiency
- ✦ Notched four tackles (three solo), including his first-career sack (-6 yards), in the 41-10 win in Week 9 vs. Denver, helping the defense limit the Broncos to a 1-of-4 (25%) red zone TD efficiency

2023 (RAVENS)

- ✦ Played in 14 regular-season games (eight starts)
- ✦ Registered 17 tackles (11 solo) and one quarterback hit, while adding three tackles on special teams
- ✦ Helped the defense become the first unit in NFL history to lead the league in scoring (16.5 points/game), sacks (60.0) and takeaways (31)
- ✦ Started and registered four tackles (one solo) for a defense that allowed just three points and 213 total yards (38 rushing, 175 passing) in the Divisional Playoff victory vs. Houston

2022 (RAVENS)

- ✦ Played in all 17 regular-season games (eight starts)
- ✦ Registered 27 tackles (19 solo) and four tackles on special teams
- ✦ Blocked a fourth-quarter 60-yard field-goal attempt to preserve Baltimore's lead 23-20 lead in Week 7 vs. Cleveland
- ✦ Helped Baltimore's defense rank in the top-five in four categories: No. 3 in points allowed/game (18.5), No. 3 in defensive red-zone TD% (46.4), No. 3 in rushing yards/game (92.1) and No. 4 in third-down efficiency (34.9%)
- ✦ Matched his single-game high in solo tackles (four) in the 24-9 season-opening win at N.Y. Jets; Baltimore's defense limited New York to 2-of-14 (14.3%) on third down

2021 (RAVENS)

- ✦ Played in 14 regular-season games (five starts)
- ✦ Registered 18 tackles (11 solo) and two tackles for loss for the No. 1 run defense (84.5 yards/game)
- ✦ Recorded seven tackles on special teams, helping Baltimore's unit rank No. 1 in Football Outsiders' DVOA rating
- ✦ Registered three tackles and one tackle on special teams in the 34-6 win in Week 6 vs. L.A. Chargers, as Baltimore's defense posted a second-half shutout and limited the Chargers to a season-low 208 total yards and six points
- ✦ Posted five tackles and one tackle for loss in the 23-7 win in Week 4 at Denver, as Baltimore's defense pitched a second-half shutout and limited the Broncos to a season-low 256 total yards

2020 (RAVENS)

- ✦ Played in 16 regular-season games (six starts) during his rookie campaign
- ✦ Registered 36 tackles (21 solo), one tackle for loss and one pass defended, while adding seven tackles on special teams
- ✦ Helped Baltimore's defense rank No. 2 in both points allowed (18.9) and third-down efficiency (34.0%)
- ✦ Started and made his postseason debut in the 20-13 Wild Card Round win at Tennessee
- ✦ Recorded two tackles on defense and assisted on one special teams stop
- ✦ Baltimore limited Tennessee to 4-of-12 (33%) on third down and held Derrick Henry to 40 rushing yards on 18 carries (2.2 yards/rush)
- ✦ Notched a then-career-high six defensive tackles (three solo) and game-high five tackles (three solo) on special teams in the 24-10 win in Week 9 at Indianapolis; defense pitched a second-half shutout to help secure the team's 10th-consecutive road victory
- ✦ Started in his NFL debut, registering four solo tackles and one pass defended in the season-opening win vs. Cleveland; limited the Browns to 0-for-3 on fourth down and 3-of-12 (25%) on third down



TRANSACTIONS

- ✦ Signed two-year contract with Pittsburgh on March 13, 2025
- ✦ Signed a one-year contract with Baltimore on March 13, 2024
- ✦ Activated from the Reserve/Non-Football Injury (NF) List on Nov. 27, 2021
- ✦ Designated to return from the Reserve/Non-Football Injury (NF) List Nov. 22, 2021
- ✦ Placed on the Reserve/Non-Football Injury (NF) list on Nov. 1, 2021
- ✦ Signed a four-year contract with the Ravens on July 14, 2020
- ✦ Drafted by Baltimore in the third round (98th overall) of the 2020 NFL Draft

PERSONAL

- ✦ Attended Walnut Ridge H.S. (Ohio), where he was a three-year starting QB and rotated between safety and linebacker on defense (also saw action as a punter)
- ✦ Passed for 1,161 yards and eight TDs, also rushing for 897 yards and 15 TDs
- ✦ Registered 40 tackles and 5.0 sacks on defense
- ✦ Led Walnut Ridge H.S. to its first basketball state title since 1971 during the 2014-15 season
- ✦ Won an impromptu team slam dunk contest
- ✦ Competed in the long jump, high jump and broke the school record as a member of the 4x200 meter relay team
- ✦ Graduated with a degree in human development and family science

COMMUNITY

- ✦ Annually hosts a youth football camp for children in his hometown of Columbus, OH, at his alma mater, Walnut Ridge H.S. (2021-24)
- ✦ Attended the Ravens' annual Holiday Helpers event at Target to shop for gifts with Baltimore youth in need (2023)
- ✦ Purchased turkeys and sides with teammates for families in need around the Thanksgiving holiday (2023)
- ✦ Distributed coats and cold-weather gear to individuals at the Helping Up Mission addiction and homeless shelter (2023)
- ✦ Joined teammates to sign autographs and play games during the Ravens' A Purple Evening, the team's annual event dedicated to female fans (2023)
- ✦ Participated in the organization-wide day of service, Caw to Action (2023)
- ✦ Hosted his 2nd annual kids football camp at Reynoldsburg High School in Reynoldsburg, OH (2023)
- ✦ Attended the Columbus Chargers football camp (2023)
- ✦ Participated in Trading Places, meeting fans and serving as a grounds crew member for Southwest Airlines at BWI Thurgood Marshall Airport (2022)
- ✦ Distributed coats and cold-weather gear to individuals at the Helping Up Mission addiction and homeless shelter (2022)
- ✦ Joined Jameel McClain's 53 Families Thanksgiving event to serve a warm meal to families in need during the holiday (2022)
- ✦ Attended the Ravens High School Football Showdown at City Polytechnic High School to interact and give encouragement to both male and female student athletes (2022)
- ✦ Joined teammates to sign autographs and play games during the Ravens' A Purple Evening, the team's annual event dedicated to female fans (2022)
- ✦ Participated in the Baltimore Ravens' annual organization-wide volunteer day to establish new educational spaces at Baltimore City's Franklin Square Elementary/Middle School (2022)
- ✦ Fully funded by the Ravens Foundation, Inc., the \$200,000 investment project featured multiple renovations with the goal to provide inspiring and engaging learning spaces in Baltimore City
- ✦ The event was coordinated in partnership with Heart of America, a national nonprofit focused on educational equity through space transformation and resource distribution
- ✦ Surprised students in attendance at the CIAA Sports Clinic (2022)
- ✦ Attended Playground Groundbreaking of new Ravens-themed playground in Owings Mills (2022)
- ✦ Joined teammates to converse and take photos with fans during the Ravens' NFL Draft Party (2022)
- ✦ Assisted with director of player engagement Jameel McClain's 53 Families Foundation Football & Fitness Clinic (2022)
- ✦ Supported teammate Anthony Levine Sr.'s sixth annual 4Every1 Foundation Turkey Drive by distributing turkeys and sides to families in need (2021)

COLLEGE

- ✦ Played in 52 games (28 starts) over four seasons at Ohio State (2016-19)
- ✦ Registered 205 tackles (136 solo), 29 tackles for loss, 10.0 sacks, one interception, three fumble recoveries and nine passes defended
- ✦ Helped Ohio State reach three-consecutive outright Big Ten championships (2017-19)
- ✦ Led the team in tackles as both a senior (75) and junior (81)
- ✦ Collected 16.5 tackles for loss in his senior campaign
- ✦ Only Andy Katzenmoyer (23, 1996), Ryan Shazier (17, 2012 and 22.5, 2013) and Matt Wilhelm (19.5, 2002) had more tackles for loss from the LB position in Buckeyes' single-season history
- ✦ Named first-team All-Big Ten by coaches (2019), third-team All-American by the AP (2019), honorable mention All-Big Ten by coaches and media (2018) and OSU Scholar Athlete (2016)

MALIK HARRISON'S NFL REGULAR SEASON DEFENSIVE STATISTICS

DATE	TEAM	GP	GS	TK	S	TACKLES					INTERCEPTIONS					O. FUMB					ST			MISC								
						A	TFL	YDS	SK	YDS	QBH	NO	YDS	LG	TD	PD	FF	FR	TD	YDS	TK	S	A	FF	FR	S	A					
2020	Ravens	16	7	36	21	15	1	1	0.0	0.0	0	0	0	0	0	0	0	0	0	0	0	0	0	0	8	5	3	0	0	0	0	
2021	Ravens	14	5	18	11	7	2	3	0.0	0.0	0	0	0	0	0	0	0	0	0	0	0	0	0	0	7	3	4	0	0	0	0	
2022	Ravens	17	8	27	19	8	1	5	0.0	0.0	0	0	0	0	0	0	0	0	0	0	0	0	0	0	4	1	3	0	0	0	0	
2023	Ravens	14	8	17	11	6	0	0	0.0	0.0	1	0	0	0	0	0	0	0	0	0	0	0	0	0	3	2	1	0	0	0	0	
2024	Ravens	15	7	46	16	30	3	10	2.0	8.0	3	0	0	0	0	0	0	0	0	0	0	0	0	0	8	6	2	0	0	0	0	
NFL TOTALS		76	35	144	78	66	7	19	2.0	8.0	4	0	0	0	0	0	1	0	0	0	0	0	0	0	0	30	17	13	0	0	0	0

MALIK HARRISON'S NFL POSTSEASON DEFENSIVE STATISTICS

DATE	TEAM	GP	GS	TK	S	TACKLES					INTERCEPTIONS					O. FUMB					ST			MISC									
						A	TFL	YDS	SK	YDS	QBH	NO	YDS	LG	TD	PD	FF	FR	TD	YDS	TK	S	A	FF	FR	S	A						
2020	Ravens	2	1	2	0	2	0	0	0.0	0.0	0	0	0	0	0	0	0	0	0	0	0	0	0	0	2	0	2	0	0	0	0	0	
2022	Ravens	1	0	0	0	0	0	0	0.0	0.0	0	0	0	0	0	0	0	0	0	0	0	0	0	0	0	0	0	0	0	0	0	0	0
2023	Ravens	2	1	7	1	6	0	0	0.0	0.0	0	0	0	0	0	0	0	0	0	0	0	0	0	0	1	1	0	1	0	0	0	0	
2024	Ravens	2	2	11	7	4	1	1	0.0	0.0	0	0	0	0	0	0	0	0	0	0	0	0	0	0	0	0	0	0	0	0	0	0	0
NFL TOTALS		7	4	20	8	12	1	1	0.0	0.0	0	0	0	0	0	0	0	0	0	0	0	0	0	0	0	3	1	2	1	0	0	0	



SINGLE-GAME HIGHS: DEFENSIVE

Total Tackles	12 at Los Angeles Chargers, Nov 25, 2024 7 vs. Tennessee Titans, Nov 22, 2020	Passes Defensed	1 vs. Cleveland Browns, Sep 13, 2020
Solo Tackles	6 at Los Angeles Chargers, Nov 25, 2024 4 at Pittsburgh Steelers, Nov 17, 2024 ...4 more at 4.	Tackles For Loss	1 at New York Giants, Dec 15, 2024 1 at Los Angeles Chargers, Nov 25, 2024 ...5 more at 1.
Sacks	1.0 at New York Giants, Dec 15, 2024 1.0 vs. Denver Broncos, Nov 03, 2024	Special Teams Tackles	5 at Indianapolis Colts, Nov 08, 2020 2 at New York Giants, Dec 15, 2024 ...3 more at 2.

SINGLE-GAME HIGHS - POSTSEASON: DEFENSIVE

Total Tackles	7 at Buffalo Bills, Jan 19, 2025 4 vs. Pittsburgh Steelers, Jan 11, 2025 4 vs. Houston Texans, Jan 20, 2024 3 vs. Kansas City Chiefs, Jan 28, 2024 2 at Tennessee Titans, Jan 10, 2021	Special Teams Tackles	1 vs. Houston Texans, Jan 20, 2024 1 at Buffalo Bills, Jan 16, 2021
Solo Tackles	5 at Buffalo Bills, Jan 19, 2025 2 vs. Pittsburgh Steelers, Jan 11, 2025 1 vs. Houston Texans, Jan 20, 2024	Special Teams Forced Fumbles	1 vs. Houston Texans, Jan 20, 2024
Tackles For Loss	1 at Buffalo Bills, Jan 19, 2025		

2024 GAME-BY-GAME REGULAR-SEASON STATISTICS (RAVENS)

DATE	OPPONENT	P/S	TACKLES							INTERCEPTIONS				O. FUMB				ST				MISC		W/L	SCORE		
			TK	S	A	SK	YDS	TFL	YDS	QBH	NO	YDS	LG	TD	PD	FF	FR	TD	YDS	TK	S	A	FF			FR	S
09/05	at Chiefs	P	2	1	1	0.0	0.0	0	0	0	0	0	0	0	0	0	0	0	0	0	0	0	0	0	0	L	20-27
09/15	Raiders	P	2	0	2	0.0	0.0	0	0	0	0	0	0	0	0	0	0	0	0	0	0	0	0	0	0	L	23-26
09/22	at Cowboys	P	1	0	1	0.0	0.0	0	0	0	0	0	0	0	0	0	0	0	0	0	0	0	0	0	0	W	28-25
09/29	Bills	P	3	1	2	0.0	0.0	0	0	0	0	0	0	0	0	0	0	0	0	0	0	0	0	0	0	W	35-10
10/06	at Bengals	P	0	0	0	0.0	0.0	0	0	0	0	0	0	0	0	0	0	0	0	0	0	0	0	0	0	W	41-38+
10/13	Commanders																									W	30-23
10/21	at Buccaneers																									W	41-31
10/27	at Browns	P	3	0	3	0.0	0.0	0	0	0	0	0	0	0	0	0	0	0	0	0	0	0	0	0	0	L	24-29
11/03	Broncos	P	4	3	1	1.0	6.0	1	6	0	0	0	0	0	0	0	0	0	0	0	0	0	0	0	0	W	41-10
11/07	Bengals	P	0	0	0	0.0	0.0	0	0	0	0	0	0	0	0	0	0	0	0	0	0	0	0	0	0	W	35-34
11/17	at Steelers	S	6	4	2	0.0	0.0	0	0	0	0	0	0	0	0	0	0	0	0	0	0	0	0	0	0	L	16-18
11/25	at Chargers	S	12	6	6	0.0	0.0	1	2	0	0	0	0	0	0	0	0	0	0	0	0	0	0	0	0	W	30-23
12/01	Eagles	S	2	0	2	0.0	0.0	0	0	0	0	0	0	0	0	0	0	0	0	0	0	0	0	0	0	L	19-24
12/15	at Giants	S	6	1	5	1.0	2.0	1	2	2	0	0	0	0	0	0	0	0	0	0	0	0	0	0	0	W	35-14
12/21	Steelers	S	2	0	2	0.0	0.0	0	0	0	0	0	0	0	0	0	0	0	0	0	0	0	0	0	0	W	34-17
12/25	at Texans	S	1	0	1	0.0	0.0	0	0	1	0	0	0	0	0	0	0	0	0	0	0	0	0	0	0	W	31-2
01/04	Browns	S	2	0	2	0.0	0.0	0	0	0	0	0	0	0	0	0	0	0	0	0	0	0	0	0	0	W	35-10
2024 TOTALS			15-7	46	16	30	2.0	8.0	3	10	3	0	0	0	0	0	0	0	0	0	0	0	0	0	0	12-5	

+ - Overtime

2023 GAME-BY-GAME REGULAR-SEASON STATISTICS (RAVENS)

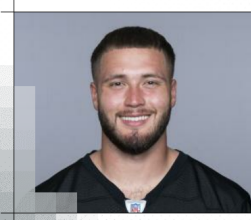
DATE	OPPONENT	P/S	TACKLES							INTERCEPTIONS				O. FUMB				ST				MISC		W/L	SCORE			
			TK	S	A	SK	YDS	TFL	YDS	QBH	NO	YDS	LG	TD	PD	FF	FR	TD	YDS	TK	S	A	FF			FR	S	A
09/10	Texans	S	2	1	1	0.0	0.0	0	0	0	0	0	0	0	0	0	0	0	0	0	0	0	0	0	0	W	25-9	
09/17	at Bengals	P	1	1	0	0.0	0.0	0	0	0	0	0	0	0	0	0	0	0	0	0	0	0	0	0	0	W	27-24	
09/24	Colts	P	0	0	0	0.0	0.0	0	0	0	0	0	0	0	0	0	0	0	0	0	0	0	0	0	0	L	19-22+	
10/01	at Browns	P	2	1	1	0.0	0.0	0	0	1	0	0	0	0	0	0	0	0	0	0	0	0	0	0	0	W	28-3	
10/08	at Steelers	S	2	1	1	0.0	0.0	0	0	0	0	0	0	0	0	0	0	0	0	0	0	0	0	0	0	L	10-17	
10/15	at Titans	P	3	1	2	0.0	0.0	0	0	0	0	0	0	0	0	0	0	0	0	0	0	0	0	0	0	W	24-16	
10/22	Lions	S	1	1	0	0.0	0.0	0	0	0	0	0	0	0	0	0	0	0	0	0	0	0	0	0	0	W	38-6	
10/29	at Cardinals	P	3	2	1	0.0	0.0	0	0	0	0	0	0	0	0	0	0	0	0	0	0	0	0	0	0	W	31-24	
11/05	Seahawks	S	0	0	0	0.0	0.0	0	0	0	0	0	0	0	0	0	0	0	0	0	0	0	0	0	0	W	37-3	
11/12	Browns	S	0	0	0	0.0	0.0	0	0	0	0	0	0	0	0	0	0	0	0	0	0	0	0	0	0	L	31-33	
11/16	Bengals	P	2	2	0	0.0	0.0	0	0	0	0	0	0	0	0	0	0	0	0	0	0	0	0	0	0	W	34-20	
11/26	at Chargers																									W	20-10	
12/10	Rams																									W	37-31+	
12/17	at Jaguars	S	0	0	0	0.0	0.0	0	0	0	0	0	0	0	0	0	0	0	0	0	0	0	0	0	0	W	23-7	
12/25	at 49ers	S	0	0	0	0.0	0.0	0	0	0	0	0	0	0	0	0	0	0	0	0	0	0	0	0	0	W	33-19	
12/31	Dolphins	S	1	1	0	0.0	0.0	0	0	0	0	0	0	0	0	0	0	0	0	0	0	0	0	0	0	W	56-19	
01/06	Steelers																									L	10-17	
2023 TOTALS			14-8	17	11	6	0.0	0.0	0	0	1	0	0	0	0	0	0	0	0	0	0	0	0	0	0	0	13-4	

+ - Overtime



2020 GAME-BY-GAME POSTSEASON STATISTICS (RAVENS)

DATE	OPPONENT	P/S	TACKLES							INTERCEPTIONS				O. FUMB			ST				MISC		SCORE						
			TK	S	A	SK	YDS	TFL	YDS	QBH	NO	YDS	LG	TD	PD	FF	FR	TD	YDS	TK	S	A		FF	FR	S	A	W/L	
01/10	at Titans	S	2	0	2	0.0	0.0	0	0	0	0	0	0	0	0	0	0	0	0	1	0	1	0	0	0	0	0	W	20-13
01/16	at Bills	P	0	0	0	0.0	0.0	0	0	0	0	0	0	0	0	0	0	0	1	0	1	0	0	0	0	0	L	3-17	
2020 TOTALS		2-1	2	0	2	0.0	0.0	0	0	0	0	0	0	0	0	0	0	0	2	0	2	0	0	0	0	1-1			



NICK HERBIG

LB
HEIGHT: 6-2
WEIGHT: 240
BORN: November 21, 2001
COLLEGE: Wisconsin



HOW ACQUIRED: D4 '23
NFL EXPERIENCE: 3rd year
BIRTHPLACE: Kauai, HI

PRO CAREER

- ✦ Has played in 30 regular-season games (five starts) in his two-year NFL career (Pittsburgh 2023-2024)
- ✦ Has registered 44 tackles (28 solo), 10 tackles for loss, 8.5 sacks, 14 quarterback hits, six forced fumbles and two fumble recoveries
- ✦ Has recorded five tackles (four solo) on special teams
- ✦ Made NFL start in Week 4 of 2024 (at Indianapolis)
- ✦ Made NFL debut in Week 1 of 2023 (vs. San Francisco)

2024 (STEELERS)

- ✦ Played in 13 regular-season games (5 starts)
- ✦ Registered 22 tackles (13 solo), 5.5 sacks, 11 quarterback hits, four forced fumbles and five tackles for loss
- ✦ Recorded a career high 2.0 sacks Week 3 vs. Chargers and a forced fumble
- ✦ Recovered a forced fumble Week 5 vs. Dallas
- ✦ Recorded a forced fumble in three consecutive games vs all three AFC North opponents (Week 11, Week 12, Week 13)

2023 (STEELERS)

- ✦ Played in 17 regular-season games (no starts)
- ✦ Registered 22 tackles (15 solo), 3.0 sacks, three quarterback hits, two forced fumbles, one fumble recovery and five tackles for loss

TRANSACTIONS

- ✦ Signed four-year contract with Pittsburgh on May 13, 2023
- ✦ Drafted by the Steelers in the fourth round (132nd overall) of the 2023 NFL Draft

PERSONAL

- ✦ Four-star recruit by 247 Sports, ESPN and Rivals
- ✦ All-Hawaii Open Division Defensive Player of the Year as a senior in 2019
- ✦ Earned invitation to 2020 Polynesian Bowl
- ✦ Two-time all-state selection
- ✦ Led Saint Louis School to four consecutive Open Division state championships
- ✦ Also played basketball in high school
- ✦ Coach was Cal Lee
- ✦ Parents are Robyn and Bruce Herbig
- ✦ Has two brothers, Jake and Nate
- ✦ Brother Nate played football at Stanford and is currently a guard for the Pittsburgh Steelers
- ✦ Moved into his grandparents' house before high school to play at famed Saint Louis School in Honolulu, which produced Marcus Mariota, Tua Tagovailoa and others
- ✦ Lived away from his parents (who lived on the island of Oahu)

COLLEGE

- ✦ Appeared in 31 games (31 starts) at Wisconsin (2020-22)
- ✦ Recorded 137 tackles (96 solo), 36.0 tackles for loss, 21.0 sacks, seven pass breakups, four forced fumbles and two fumble recoveries
- ✦ 2022 All-Big Ten first team (consensus)
- ✦ 2022 CBS Sports All-American second team
- ✦ 2022 Walter Camp All-American second team
- ✦ 2022 AFCA All-American second team
- ✦ 2022 Associated Press All-American third team
- ✦ Played in 11 games (11 starts) games at outside linebacker in 2022
- ✦ Led the Badgers with 11.0 sacks and 15.5 TFLs while ranking sixth on the team in tackles (47)
- ✦ Led the nation with 1.0 sacks per game
- ✦ His 15.5 TFLs led the Big Ten and ranked 18th in the country
- ✦ His 1.0 sacks per game were the most for a Badger since Tarek Saleh in 1996
- ✦ His 11.0 sacks were the most in a single season for Wisconsin since Zack Baun recorded 12.5 in 2019
- ✦ Began the season with a 2.0-sack performance vs. Illinois State
- ✦ Recorded sacks vs. Washington State and New Mexico State
- ✦ Registered seven solo tackles and a sack at Northwestern
- ✦ Totaled 3.0 TFLs and 2.0 sacks vs. Maryland
- ✦ Dominant at Iowa, totaling 3.0 sacks, eight tackles and a forced fumble

NICK HERBIG'S NFL REGULAR SEASON DEFENSIVE STATISTICS

Table with columns: DATE, TEAM, GP, GS, TACKLES (TK, S, A, TFL, YDS, SK, YDS, QBH), INTERCEPTIONS (NO, YDS, LG, TD, PD), O. FUMB (FF, FR, TD, YDS), ST (TK, S, A, FF, FR, S), MISC (S, A). Rows include 2023 Steelers, 2024 Steelers, and NFL TOTALS.

NICK HERBIG'S NFL POSTSEASON DEFENSIVE STATISTICS

Table with columns: DATE, TEAM, GP, GS, TACKLES (TK, S, A, TFL, YDS, SK, YDS, QBH), INTERCEPTIONS (NO, YDS, LG, TD, PD), O. FUMB (FF, FR, TD, YDS), ST (TK, S, A, FF, FR, S), MISC (S, A). Rows include 2023 Steelers, 2024 Steelers, and NFL TOTALS.

SINGLE-GAME HIGHS: DEFENSIVE

Total Tackles 6 vs. New England Patriots, Dec 07, 2023
5 at Cleveland Browns, Nov 21, 2024
Solo Tackles 4 vs. New England Patriots, Dec 07, 2023
3 at Cleveland Browns, Nov 21, 2024
...1 more at 3.
Sacks 2.0 vs. Los Angeles Chargers, Sep 22, 2024
1.0 vs. Cincinnati Bengals, Jan 04, 2025
...5 more at 1.0.
Forced Fumbles 1 at Cincinnati Bengals, Dec 01, 2024
1 at Cleveland Browns, Nov 21, 2024
...4 more at 1.

Fumble Recoveries 1 at Seattle Seahawks, Dec 31, 2023
Tackles For Loss 2 vs. Los Angeles Chargers, Sep 22, 2024
1 vs. Cincinnati Bengals, Jan 04, 2025
...7 more at 1.
Special Teams Tackles 1 vs. New England Patriots, Dec 07, 2023
1 at Cleveland Browns, Nov 19, 2023
...3 more at 1.

2024 GAME-BY-GAME REGULAR-SEASON STATISTICS (STEELERS)

Table with columns: DATE, OPPONENT, P/S, TACKLES (TK, S, A, SK, YDS, TFL, YDS, QBH), INTERCEPTIONS (NO, YDS, LG, TD, PD), O. FUMB (FF, FR, TD, YDS), ST (TK, S, A, FF, FR, S), MISC (S, A), W/L/T, SCORE. Rows include games from 09/08 to 10/04 and 2024 TOTALS.

2023 GAME-BY-GAME REGULAR-SEASON STATISTICS (STEELERS)

Table with columns: DATE, OPPONENT, P/S, TACKLES (TK, S, A, SK, YDS, TFL, YDS, QBH), INTERCEPTIONS (NO, YDS, LG, TD, PD), O. FUMB (FF, FR, TD, YDS), ST (TK, S, A, FF, FR, S), MISC (S, A), W/L, SCORE. Rows include games from 09/10 to 10/06 and 2023 TOTALS.


2024 GAME-BY-GAME POSTSEASON STATISTICS (STEELERS)

Table with columns: DATE, OPPONENT, P/S, TACKLES (TK, S, A, SK, YDS, TFL, YDS, QBH), INTERCEPTIONS (NO, YDS, LG, TD, PD), O. FUMB (FF, FR, TD, YDS), ST (TK, S, A, FF, FR, S), MISC (S, A), W/L, SCORE. Rows include 10/11 at Ravens and 2024 TOTALS.



2023 GAME-BY-GAME POSTSEASON STATISTICS (STEELERS)

DATE	OPPONENT	P/S	TACKLES							INTERCEPTIONS					O. FUMB			ST				MISC		SCORE				
			TK	S	A	SK	YDS	TFL	YDS	QBH	NO	YDS	LG	TD	PD	FF	FR	TD	YDS	TK	S	A	FF		FR	S	A	W/L
01/15	at Bills	P	0	0	0	0.0	0.0	0	0	0	0	0	0	0	0	0	0	0	1	1	0	0	0	0	0	0	L	17-31
2023 TOTALS		1-0	0	0	0	0.0	0.0	0	0	0	0	0	0	0	0	0	0	1	1	0	0	0	0	0	0	0-1		



**CAMERON
HEYWARD**

DT
HEIGHT: 6-5
WEIGHT: 295
BORN: May 6, 1989
COLLEGE: Ohio State



NOW ACQUIRED: 01 '11
NFL EXPERIENCE: 15th year
BIRTHPLACE: Pittsburgh, PA

PRO CAREER

AWARDS

- ⬢ Ten-time team captain (2015, 2016, 2017, 2018, 2019, 2020, 2021, 2022, 2023, 2024)
- ⬢ Seven-time Pro Bowler (2017, 2018, 2019, 2020, 2021, 2022, 2024)
- ⬢ Four-time Associated Press First-Team All-Pro (2017, 2019, 2021, 2024)
- ⬢ Named Associated Press Second-Team All-Pro in 2020
- ⬢ Named the 2023 Walter Payton Man of the Year, an award that recognizes a player's off-the-field community service as well as his playing excellence
- ⬢ Six-time Steelers' Walter Payton Man of the Year nominee (2015, 2017, 2018, 2021, 2022, 2023)
- ⬢ Three-time recipient of the Pro Football Writers' "The Chief Award" (2014, 2019 and 2021), which was established in honor of the Steelers' founder, Arthur J. Rooney, Sr., and is presented annually to the Steeler that best exemplifies the spirit of cooperation with the media
- ⬢ Joined Joe Greene (four times) as the only interior defensive linemen (DT-NT) in franchise history to be voted Associated Press First-Team All-Pro more than once
- ⬢ His four AP First-Team All-Pros are tied for the fifth most among all active NFL players.
- ⬢ His seven Pro Bowls rank second-most among active defensive linemen.

CAREER HIGHLIGHTS

- ⬢ His 88.5 career sacks are the most by a Steelers' defensive lineman since 1982
- ⬢ His 88.5 career sacks are tied for the second-most by a Steeler since 1982
- ⬢ His 88.5 career sacks are the most by an active NFL defensive tackle
- ⬢ His 88.5 career sacks are the eighth-most by a defensive tackle in League history
- ⬢ Only defensive lineman in franchise history with 8.0 or more sacks in at least six seasons (2017, 2018, 2019, 2021, 2022, 2024) and 10.0 or more sacks in at least three seasons (2017, 2021, 2022)
- ⬢ His three seasons of 10.0 or more sacks and seven seasons of 7.0 or more sacks are both tied for fourth-most by a defensive tackle since 1982
- ⬢ Has played in 211 games (176 starts) over his 14-year NFL career (Pittsburgh 2011-24)
- ⬢ His 211 regular-season games played for the Steelers are the most among defensive players and fourth-most among all players (Ben Roethlisberger - 249, Mike Webster - 220, Hines Ward - 217)
- ⬢ His 211 regular-season games played for the Steelers ranks 12th in NFL history among defensive tackles
- ⬢ Registered 718 tackles (439 solo), 199 quarterback hits, 133 tackles for loss, 88.5 sacks, 58 passes defended, eight forced fumbles, seven fumble recoveries and two interceptions in his 14-year career
- ⬢ Has registered 16 multi-sack games in his NFL regular-season career, which ranks tied for fifth in franchise history
- ⬢ The Steelers are 14-0-1 when he has a multi-sack game and 12-0-1 when he has at least 2.0 sacks
- ⬢ His 133 tackles for loss are the most by an active NFL defensive tackle
- ⬢ His 718 tackles are most by an active NFL defensive tackle
- ⬢ His 58 passes defended are the most among active NFL defensive tackles
- ⬢ Made NFL debut in Week 1 of 2011 (at Baltimore)
- ⬢ Made NFL starting debut in Week 3 of 2013 (vs. Chicago)

2024 (STEELERS)

- ⬢ Played in and started all 17 games in 2024
- ⬢ Named a team captain for the 10th consecutive season
- ⬢ Finished the season with 71 tackles (35 solo), 20 QB hits, 12 tackles for loss, 8.0 sacks, and led the team with a career-high 11 passes defended
- ⬢ His 11 passes defended were the most by any front seven defender since 2021 (Emmanuel Ogbah, 12)
- ⬢ At age 35, relieved the second-highest PFF grade among all interior defenders in 2024 (90.1) trailing only Kansas City's Chris Jones
- ⬢ Received his fourth AP first-team All-Pro nod and seventh Pro Bowl nod, and finished 13th in voting for AP Defensive Player of the Year and ninth in voting for AP Comeback Player of the Year
- ⬢ By the end of the season, played in 211 career games, surpassing Donnie Shell (201) and Mel Blount (200) for the most games played amongst all defensive players in franchise history

2023 (STEELERS)

- ⬢ Played in and started 11 regular-season games
- ⬢ Named the 2023 Walter Payton Man of the Year, an award that recognizes a player's off-the-field community service as well as his playing excellence
- ⬢ Missed Weeks 2-8 due to a groin injury
- ⬢ Registered 33 tackles (25 solo), 2.0 sacks, six tackles for loss, one pass defended and three quarterback hits
- ⬢ Steelers' run defense rebounded from a difficult start to the 2023 season when he returned to the lineup in Week 9 vs. Tennessee
- ⬢ Pittsburgh led the NFL in successful play rate on defensive rushes (EPA based) after Week 9
- ⬢ The Steelers allowed five rushing TDs after Week 9, which was tied for the third-fewest in the League over the span
- ⬢ Pittsburgh allowed 0.50 rushing TDs/game after Week 9, which was the third-fewest in the League over the span
- ⬢ The Steelers allowed 46 first downs by rush after Week 9, which was the second-fewest in the League over the span
- ⬢ Pittsburgh allowed 4.60 first downs by rush/game after Week 9, which was the fewest in the League over the span
- ⬢ The Steelers allowed a first down on just 19.0% of its opponents rushes after Week 9, which was the fewest in the League over the span
- ⬢ Pittsburgh allowed just 22 runs of 10 yards or more after Week 9, which was tied for the fifth-fewest in the League over the span
- ⬢ The Steelers allowed a run of 10 yards or more on just 9.1% of its opponents rushes after Week 9, which was the sixth-fewest in the League over the span



2022 (STEELERS)

- ✦ Started all 17 regular-season games
- ✦ Registered 74 tackles (39 solo), 10.5 sacks, 14 tackles for loss, four passes defended, one forced fumble and one fumble recovery
- ✦ Tied his career high in quarterback hits (23) set in 2019
- ✦ Ranked first on the team in QB hits and tackles for loss and second on the team in sacks
- ✦ Named a defensive captain for the eighth consecutive season
- ✦ Named the Steelers' 2022 Walter Payton Man of the Year, an award that recognizes a player's off-the-field community service as well as his playing excellence
- ✦ Became the only defensive tackle in the NFL with 10.0 or more sacks in each of the last two seasons and the 10th defensive tackle in NFL history since 1982 to have 10.0 or more sacks in consecutive seasons
- ✦ Registered three multi-sack games to mark 14 multi-sack games in his career
- ✦ Was named the AFC Defensive Player of the Week for his performance in Week 16 vs. Las Vegas (seven total tackles, four solo tackles, 2.0 sacks, three tackles for loss, two QB hits and one pass defended)
- ✦ Also received the NFL's Way to Play Award following Week 16, which recognizes NFL players who exemplify proper technique to make impactful plays and awards them a \$5,000 equipment grant to be given to a local youth or high school football program
- ✦ Recorded eight tackles (three solo), 2.0 sacks, four QB hits, two tackles for loss and one pass defended in the Week 18 victory over Cleveland

2021 (STEELERS)

- ✦ Started all 17 regular-season games
- ✦ Finished with a career-high 89 tackles (53 solo) along with 10.0 sacks, 17 quarterback hits, 15 tackles for loss, nine passes defended, one interception, one forced fumble and one fumble recovery
- ✦ Named a defensive captain for the seventh consecutive time
- ✦ Named the Steelers' 2021 Walter Payton Man of the Year, an award that recognizes a player's off-the-field community service as well as his playing excellence
- ✦ Surpassed Joey Porter for the fifth-most sacks in team history (60.5) in Week 8 at Cleveland
- ✦ Tied for the team lead with nine passes defended
- ✦ Recorded his second career interception in Week 9 vs Chicago when he picked off QB Justin Fields
- ✦ Recorded the 11th multi-sack game of his career in Week 10 vs Detroit
- ✦ Recorded his 10th sack of the season in Week 18 at Baltimore, securing his second career double-digit sack season (had 12.0 in 2017)
- ✦ Became one of just 13 players in league history to have at least 10 sacks and nine passes defended in a season

2020 (STEELERS)

- ✦ Named a defensive captain for the sixth consecutive time
- ✦ Started all 15 games he played in during the regular season and one playoff game
- ✦ Recorded 54 tackles, 4.0 sacks, 19 quarterback hits, seven tackles for a loss and three passes defended
- ✦ Registered the first interception of his career in Week 1 at New York Giants (game 135 and start 100)
- ✦ His interception halted a Giants' drive that opened at its own 9-yard line and marched 87 yards on 19 plays, taking New York down to the Steelers' 4-yard line

2019 (STEELERS)

- ✦ Named a defensive captain for the fifth consecutive season
- ✦ Started all 16 games
- ✦ Recorded 83 tackles (51 solo), 9.0 sacks, a career-high 23 quarterback hits, 11 tackles for a loss and six passes defended
- ✦ Ranked second on the team in quarterback hits, third in sacks and third in TFLs
- ✦ Led all NFL defensive linemen in tackles
- ✦ His 83 tackles were the most by a Steelers defensive lineman since Donald Evans had 84 in 1993
- ✦ Registered seven or more tackles in three different games
- ✦ His 23 quarterback hits were the second-most among all defensive tackles in the NFL
- ✦ Recorded three or more quarterback hits in three separate games
- ✦ Joined Aaron Donald as the only defensive tackles in the League with at least three QB hits in three or more games
- ✦ His 9.0 sacks were the second-most among all defensive tackles in the NFL
- ✦ His 11 TFLs were the fourth-most among all defensive tackles in the NFL

2018 (STEELERS)

- ✦ Named a defensive team captain for the fourth straight season
- ✦ Started all 16 regular season games for the third time in his career
- ✦ Named the Steelers' 2018 Walter Payton Man of the Year, an award that recognizes a player's off-the-field community service as well as his playing excellence
- ✦ Finished the season with 51 tackles (29 solo), 8.0 sacks (second on the team), 18 quarterback hits (second on the team), 10 tackles for loss, three pass breakups, one forced fumble and one fumble recovery
- ✦ Surpassed Aaron Smith for the second-most sacks by a Steelers defensive lineman and seventh-most sacks by a Steeler since sacks became an official statistic in 1982

2017 (STEELERS)

- ✦ Named a defensive team captain for the third straight season
- ✦ Started all 15 of the regular-season games he played in
- ✦ Named the Steelers' 2017 Walter Payton Man of the Year, an award that recognizes a player's off-the-field community service as well as his playing excellence
- ✦ Finished the season with a career-high 12.0 sacks, 45 tackles (30 solo), 22 quarterback hits, a career-high 16 tackles for loss, three passes defended, two forced fumbles and one fumble recovery
- ✦ Recorded four multi-sack performances, tying for most in the League
- ✦ His 12.0 sacks tied for third-most among AFC defensive linemen and tied for sixth among all NFL defensive linemen in sacks
- ✦ Named AFC Defensive Player of the Week for his Week 4 performance at Baltimore (10/1)
- ✦ Registered the third multi-sack game in his regular-season career and credited with a forced fumble and fumble recovery
- ✦ Named AFC Defensive Player of the Week for his Week 12 performance vs. Green Bay (11/26)
- ✦ Registered the fifth game of his regular-season career with multiple sacks and added six tackles (three solo), two tackles for losses and three quarterback hits
- ✦ Surpassed Clark Haggans (32.0) for the 10th-most sacks by a Steeler since sacks became an official statistic in 1982
- ✦ Established a single-game high for sacks in the first half of a game with 2.0 at Houston in Week 16
- ✦ First Steelers defensive lineman to record at least 2.0 sacks in the first half of a game since Nov. 9, 2009 (Brett Keisel at Denver)
- ✦ Surpassed Lawrence Timmons and Kevin Greene (35.5) for the eighth-most sacks by a Steeler since sacks became an official statistic in 1982
- ✦ Received four votes for NFL Comeback Player of the Year for his 2017 performance

2016 (STEELERS)

- ✦ Named a defensive team captain for the second straight season
- ✦ Started seven games during the regular season
- ✦ Inactive for two games due to a left hamstring injury (10/16 at Miami and 10/23 vs. New England)
- ✦ Placed on the team's Reserve/Injured List due to a pectoral injury on November 19, and missed the remainder of the regular season and postseason
- ✦ Recorded a single-game career-high 3.0 sacks in Week 4 vs. Kansas City
- ✦ Became the fourth defensive end in franchise history to record at least 3.0 sacks in a single game and the first since Ray Seals in 1994 (11/6 at Houston) since sacks became an official statistic in 1982

2015 (STEELERS)

- ✦ Named a defensive team captain for the first time in his career
- ✦ Started all 16 regular-season games for the second consecutive season
- ✦ Named the Steelers' 2015 Walter Payton Man of the Year, an award that recognizes a player's off-the-field community service as well as his playing excellence
- ✦ Led the team with 7.0 sacks during the regular season along with 54 tackles (39 solo), 15 tackles for loss, 13 quarterback hits, two passes defended and one forced fumble
- ✦ Recorded at least 5.0 sacks in three straight seasons, becoming the second defensive end (Keith Willis) to record 5.0 sacks in three or more consecutive seasons since sacks became an official statistic in 1982
- ✦ Started both postseason contests
- ✦ Recorded a strip sack in the second quarter of the Wild Card victory Cincinnati, the first sack and forced fumble of his career in the postseason

2014 (STEELERS)

- ✦ Started all 16 games during the regular season for the first time in his career
- ✦ Set a then career-high with 7.5 sacks on the season along with 53 tackles (33 solo), 16 quarterback hits, 11 tackles for loss and four passes defended
- ✦ Became the first defensive lineman to lead or tie for the team lead in sacks since Aaron Smith (2004)
- ✦ Recorded 1.5 sacks in Week 16 vs. Kansas City, the first multi-sack game of his career and the first Steelers' defensive end to record a multi-sack game since Brett Keisel (12/23/12 vs. Cincinnati)
- ✦ Started the lone postseason contest

2013 (STEELERS)

- ✦ Played in all 16 games, making a then career-best 13 starts
- ✦ Started his first career game in Week 3 vs. Chicago
- ✦ Recorded 5.0 sacks on the season, his first season with at least five quarterback takedowns
- ✦ Added on 59 tackles (35 solo), 10 quarterback hits, seven tackles for loss and seven passes defended
- ✦ Recorded a career-high 10 tackles, and one sack, in Week 14 vs. Miami

2012 (STEELERS)

- ✦ Saw action on the defensive line and on special teams in all 16 contests
- ✦ Recorded 20 tackles (13 solo), 1.5 sacks, three quarterback hits and two tackles for loss

2011 (STEELERS)

- ✦ Saw action in all 16 regular-season games and the lone postseason contest in his rookie season
- ✦ Totaled 11 tackles (10 solo), 1.0 sack, three quarterback hits, one forced fumble and one pass defended
- ✦ Registered his first career sack and forced fumble in the fourth quarter in Week 5 vs. Tennessee

TRANSACTIONS

- ✦ Signed a three-year contract extension with Pittsburgh on Sept. 3, 2024
- ✦ Signed a four-year contract extension with Pittsburgh on Sept. 6, 2020
- ✦ Signed a six-year contract with the Steelers on July 16, 2015
- ✦ Pittsburgh exercised fifth-year option on April 22, 2014
- ✦ Signed four-year contract with the Steelers on July 29, 2011
- ✦ Drafted by Pittsburgh in the first round (31st overall) of the 2011 NFL Draft

PERSONAL

- ✦ Attended Peachtree Ridge High School (Suwanee, Ga.)
- ✦ Named 2006 Georgia Class 5A Defensive Player of the Year, helping Peachtree Ridge capture the state championship as a senior
- ✦ Totaled 88 tackles and 11.0 sacks during his senior campaign
- ✦ Son of former NFL and University of Pittsburgh running back Craig "Ironhead" Heyward and Charlotte Heyward Blackwell
- ✦ Cameron's stepfather, Cory Blackwell, played football at Wisconsin
- ✦ Married to Allie
- ✦ Couple has one son, Callen Grey, and two daughters, Chloe and Caia
- ✦ Started his foundation, "The Heyward House" in May 2015
- ✦ Full name: Cameron Phillips Heyward



COMMUNITY

- ✦ Named the 2023 Walter Payton Man of the Year, an award that recognizes a player's off-the-field community service as well as his playing excellence, becoming the franchise's fifth player named to the award.
- ✦ Six-time Steelers' Walter Payton Man of the Year Nominee (2015, 2017, 2018, 2021, 2022, 2023)
- ✦ Created his foundation, The Heyward House, in 2015, which supports Pittsburghers in need through a variety of programs and partnerships
- ✦ Began the Rufus and Judy Jordan Literacy Program in 2020, and as part of the program, built Little Free Libraries where he stocks books in underserved communities
- ✦ Built the Heyward Performance Center field house for his high school, Peachtree Ridge, in 2020
- ✦ Created a birthday club, Cam's Birthday Bash, where every year on his birthday, he throws a birthday party at Dave and Buster's complete with food, games and gifts, for children who often don't get the opportunity to celebrate their birthdays
- ✦ Through Craig's Closet, a program he named after his father, high school boys in the Pittsburgh area with free dress clothes for interviews, internships, banquets, and more
- ✦ Partners with Blessings in a Backpack to provide backpacks of food for students to take home over the weekend
- ✦ Began Voices of Hope Scholarship to provide brain tumor patients, or the family members of those affected by a brain tumor diagnosis, the opportunity to pursue a post-secondary education
- ✦ Annually treats 200 families per year to Thanksgiving dinner through his food distribution with Greater Pittsburgh Food Bank
- ✦ Has donated \$150,000 over the last two seasons to the Steelers Social Justice Fund
- ✦ Serves on the Steelers Social Justice Committee and led one of the Social Justice Film Series nights

COLLEGE

- ✦ Started 46-of-52 games at Ohio State (2007-10)
- ✦ Recorded 163 tackles, 37.5 tackles for loss, 15.0 sacks and six quarterback pressures
- ✦ Recovered two fumbles, including one in the end zone for a touchdown
- ✦ Had one interception, and he returned it 80 yards, which, at the time, ranked as the seventh longest return by a Buckeye in school history and the longest interception return by a defensive lineman
- ✦ Forced two fumbles
- ✦ Earned first-team All-Big Ten Conference honors and the Bill Willis Award, given by the OSU coaches to the team's Outstanding Defensive Player in 2010
- ✦ Earned second-team All-Big Ten Conference honors and was the recipient of the Jack Stephenson Award, given by the coaching staff to the team's outstanding defensive lineman in 2009
- ✦ Garnered Freshman All-American honors from Rivals.com, Scout.com and The Sporting News in 2007
- ✦ Graduated with a degree in human development

CAMERON HEYWARD'S NFL REGULAR SEASON DEFENSIVE STATISTICS

DATE	TEAM	GP	GS	TK	S	TACKLES					INTERCEPTIONS					O. FUMB			ST			MISC										
						A	TFL	YDS	SK	YDS	QBH	NO	YDS	LG	TD	PD	FF	FR	TD	YDS	TK	S	A	FF	FR	S	A					
2011	Steelers	16	0	11	10	1	0	0	1.0	8.0	3	0	0	0	0	1	1	0	0	0	0	0	0	0	0	0	0	0	0	0	0	0
2012	Steelers	16	0	20	13	7	2	0	1.5	5.0	3	0	0	0	0	0	0	0	0	0	0	0	0	0	0	0	0	0	0	0	0	
2013	Steelers	16	13	59	35	24	7	51	5.0	41.0	10	0	0	0	0	7	0	1	0	8	0	0	0	0	0	0	0	0	0	0	0	
2014	Steelers	16	16	53	33	20	11	54	7.5	47.0	16	0	0	0	0	4	0	0	0	0	0	0	0	0	0	0	0	0	0	0	0	
2015	Steelers	16	16	54	39	15	15	69	7.0	35.0	13	0	0	0	0	2	1	0	0	0	0	0	0	0	0	0	0	0	0	0	0	
2016	Steelers	7	7	21	17	4	4	18	3.0	16.0	5	0	0	0	0	4	0	1	0	1	0	0	0	0	0	0	0	0	0	0	0	
2017	Steelers	15	15	45	30	15	16	78	12.0	71.0	22	0	0	0	0	3	2	1	0	0	0	0	0	0	0	0	0	0	0	0	0	
2018	Steelers	16	16	51	29	22	10	55	8.0	60.0	18	0	0	0	0	3	1	1	0	0	0	0	0	0	0	0	0	0	0	0	0	
2019	Steelers	16	16	83	51	32	11	53	9.0	61.0	23	0	0	0	0	6	1	1	0	0	0	0	0	0	0	0	0	0	0	0	0	
2020	Steelers	15	15	54	30	24	7	20	4.0	28.5	19	1	0	0	0	3	0	0	0	0	0	0	0	0	0	0	0	0	0	0	0	
2021	Steelers	17	17	89	53	36	15	58	10.0	55.5	17	1	0	0	0	9	1	1	0	0	0	0	0	0	0	0	0	0	0	0	0	
2022	Steelers	17	17	74	39	35	14	58	10.5	72.5	23	0	0	0	0	4	1	1	0	0	0	0	0	0	0	0	0	0	0	0	0	
2023	Steelers	11	11	33	25	8	6	22	2.0	14.0	3	0	0	0	0	1	0	0	0	0	0	0	0	0	0	0	0	0	0	0	0	
2024	Steelers	17	17	71	35	36	12	80	8.0	62.0	20	0	0	0	0	11	0	0	0	0	0	0	0	0	0	0	0	0	0	0	0	
NFL TOTALS		211	176	718	439	279	130	616	88.5	576.5	195	2	0	0	0	58	8	7	0	9	0	0	0	0	0	0	0	0	0	0	0	

CAMERON HEYWARD'S NFL POSTSEASON DEFENSIVE STATISTICS

DATE	TEAM	GP	GS	TK	S	TACKLES					INTERCEPTIONS					O. FUMB			ST			MISC										
						A	TFL	YDS	SK	YDS	QBH	NO	YDS	LG	TD	PD	FF	FR	TD	YDS	TK	S	A	FF	FR	S	A					
2011	Steelers	1	0	4	3	1	0	0	0.0	0.0	0	0	0	0	0	0	0	0	0	0	0	0	0	0	0	0	0	0	0	0	0	
2014	Steelers	1	1	2	0	0	0	0	0.0	0.0	2	0	0	0	0	0	0	0	0	0	0	0	0	0	0	0	0	0	0	0	0	0
2015	Steelers	2	2	1	1	0	0	0	1.0	11.0	4	0	0	0	0	0	0	0	0	0	0	0	0	0	0	0	0	0	0	0	0	0
2017	Steelers	1	1	1	0	1	2	0.0	0.0	0	0	0	0	0	0	0	0	0	0	0	0	0	0	0	0	0	0	0	0	0	0	0
2020	Steelers	1	1	1	1	0	0	0	0.0	0.0	0	0	0	0	0	0	0	0	0	0	0	0	0	0	0	0	0	0	0	0	0	0
2021	Steelers	1	1	4	2	2	0	0	0.0	0.0	0	0	0	0	0	0	0	0	0	0	0	0	0	0	0	0	0	0	0	0	0	0
2023	Steelers	1	1	6	4	2	1	2	0.0	0.0	0	0	0	0	0	0	0	0	0	0	0	0	0	0	0	0	0	0	0	0	0	0
2024	Steelers	1	1	10	3	7	2	3	0.0	0.0	0	0	0	0	0	0	0	0	0	0	0	0	0	0	0	0	0	0	0	0	0	0
NFL TOTALS		9	8	29	17	12	4	7	1.0	11.0	6	0	0	0	0	1	2	0	0	0	0	0	0	0	0	0	0	0	0	0	0	



SINGLE-GAME HIGHS: DEFENSIVE

Total Tackles	10 vs. Miami Dolphins, Dec 08, 2013 9 vs. Seattle Seahawks, Oct 17, 2021 ...1 more at 9.	Fumble Recoveries	1 at Cincinnati Bengals, Sep 11, 2022 1 at Buffalo Bills, Sep 12, 2021 ...5 more at 1.
Solo Tackles	7 vs. Kansas City Chiefs, Oct 02, 2016 7 vs. Baltimore Ravens, Oct 01, 2015 ...1 more at 7.	Tackles For Loss	3 vs. Las Vegas Raiders, Dec 24, 2022 3 vs. Kansas City Chiefs, Oct 02, 2016 1 vs. Chicago Bears, Nov 08, 2021 1 at New York Giants, Sep 14, 2020
Sacks	3.0 vs. Kansas City Chiefs, Oct 02, 2016 2.5 vs. Cincinnati Bengals, Sep 30, 2019	Interceptions	8 at Cleveland Browns, Nov 24, 2013 1 vs. Cincinnati Bengals, Sep 18, 2016
Passes Defensed	3 vs. Cincinnati Bengals, Jan 04, 2025 2 at Cleveland Browns, Nov 21, 2024 ...8 more at 2.	Longest Opp Fumble Return	
Forced Fumbles	1 at Buffalo Bills, Oct 09, 2022 1 at Buffalo Bills, Sep 12, 2021 ...6 more at 1.		

SINGLE-GAME HIGHS - POSTSEASON: DEFENSIVE

Total Tackles	10 at Baltimore Ravens, Jan 11, 2025 6 at Buffalo Bills, Jan 15, 2024 4 at Kansas City Chiefs, Jan 16, 2022 4 at Denver Broncos, Jan 08, 2012 2 vs. Baltimore Ravens, Jan 03, 2015	Passes Defensed	1 vs. Cleveland Browns, Jan 10, 2021
Solo Tackles	4 at Buffalo Bills, Jan 15, 2024 3 at Baltimore Ravens, Jan 11, 2025 3 at Denver Broncos, Jan 08, 2012 2 at Kansas City Chiefs, Jan 16, 2022 2 vs. Baltimore Ravens, Jan 03, 2015	Forced Fumbles	1 at Kansas City Chiefs, Jan 16, 2022 1 at Cincinnati Bengals, Jan 09, 2016
Sacks	1.0 at Cincinnati Bengals, Jan 09, 2016	Tackles For Loss	2 at Baltimore Ravens, Jan 11, 2025 1 at Buffalo Bills, Jan 15, 2024 1 vs. Jacksonville Jaguars, Jan 14, 2018

SINGLE-GAME HIGHS: RUSHING/RECEIVING

All-Purpose Yards	11 vs. Baltimore Ravens, Oct 20, 2013 8 at Cleveland Browns, Nov 24, 2013	Kickoff Return Yards	11 vs. Baltimore Ravens, Oct 20, 2013
Kickoff Returns	1 vs. Baltimore Ravens, Oct 20, 2013	Longest Kickoff Return	11 vs. Baltimore Ravens, Oct 20, 2013

2024 GAME-BY-GAME REGULAR-SEASON STATISTICS (STEELERS)

DATE	OPPONENT	P/S	TACKLES							INTERCEPTIONS				O. FUMB			ST			MISC		W/L	SCORE				
			TK	S	A	SK	YDS	TFL	YDS	QBH	NO	YDS	LG	TD	PD	FF	FR	TD	YDS	TK	S			A	FF	FR	S
09/08	at Falcons	S	4	2	2	0.0	0.0	0	0	0	0	0	0	0	0	0	0	0	0	0	0	0	0	0	0	W	18-10
09/15	at Broncos	S	3	1	2	0.0	0.0	0	0	3	0	0	0	0	0	0	0	0	0	0	0	0	0	0	0	W	13-6
09/22	Chargers	S	4	3	1	1.0	10.0	2	11	1	0	0	0	0	0	0	0	0	0	0	0	0	0	0	0	W	20-10
09/29	at Colts	S	6	2	4	1.0	7.0	1	1	3	0	0	0	0	0	0	0	0	0	0	0	0	0	0	0	L	24-27
10/06	Cowboys	S	4	2	2	0.0	0.0	0	0	1	0	0	0	0	0	0	0	0	0	0	0	0	0	0	0	L	17-20
10/13	at Raiders	S	4	3	1	1.0	9.0	1	9	2	0	0	0	0	0	0	0	0	0	0	0	0	0	0	0	W	32-13
10/20	Jets	S	2	2	0	0.0	0.0	0	0	0	0	0	0	1	0	0	0	0	0	0	0	0	0	0	0	W	37-15
10/28	Giants	S	6	3	3	0.0	0.0	0	0	2	0	0	0	0	1	0	0	0	0	0	0	0	0	0	0	W	26-18
11/10	at Commanders	S	2	2	0	2.0	19.0	2	19	2	0	0	0	1	0	0	0	0	0	0	0	0	0	0	0	W	28-27
11/17	Ravens	S	4	2	2	0.0	0.0	0	0	1	0	0	0	0	2	0	0	0	0	0	0	0	0	0	0	W	18-16
11/21	at Browns	S	6	1	5	0.0	0.0	0	0	0	0	0	0	0	2	0	0	0	0	0	0	0	0	0	0	L	19-24
12/01	at Bengals	S	5	3	2	1.0	8.0	2	11	2	0	0	0	0	1	0	0	0	0	0	0	0	0	0	0	W	44-38
12/08	Browns	S	5	3	2	2.0	9.0	2	24	2	0	0	0	0	0	0	0	0	0	0	0	0	0	0	0	W	27-14
12/15	at Eagles	S	5	2	3	0.0	0.0	0	0	0	0	0	0	0	0	0	0	0	0	0	0	0	0	0	0	L	13-27
12/21	at Ravens	S	6	2	4	0.0	0.0	1	3	0	0	0	0	0	0	0	0	0	0	0	0	0	0	0	0	L	17-34
12/25	Chiefs	S	4	2	2	0.0	0.0	1	2	1	0	0	0	0	0	0	0	0	0	0	0	0	0	0	0	L	10-29
01/04	Bengals	S	1	0	1	0.0	0.0	0	0	0	0	0	0	0	3	0	0	0	0	0	0	0	0	0	0	L	17-19
2024 TOTALS		17-17	71	35	36	8.0	62.0	12	80	20	0	0	0	0	11	0	0	0	0	0	0	0	0	0	0	10-7	

2023 GAME-BY-GAME REGULAR-SEASON STATISTICS (STEELERS)

DATE	OPPONENT	P/S	TACKLES							INTERCEPTIONS				O. FUMB			ST			MISC		W/L	SCORE												
			TK	S	A	SK	YDS	TFL	YDS	QBH	NO	YDS	LG	TD	PD	FF	FR	TD	YDS	TK	S			A	FF	FR	S	A							
09/10	49ers	S	0	0	0	0.0	0.0	0	0	1	0	0	0	0	0	0	0	0	0	0	0	0	0	0	0	L	7-30								
09/18	Browns										INJURED RESERVE																						W	26-22	
09/24	at Raiders										INJURED RESERVE																							W	23-18
10/01	at Texans										INJURED RESERVE																							L	6-30
10/08	Ravens										INJURED RESERVE																							W	17-10
10/22	at Rams										INJURED RESERVE																							W	24-17
10/29	Jaguars										INJURED RESERVE																							L	10-20
11/02	Titans	S	6	4	2	0.0	0.0	1	8	0	0	0	0	0	0	0	0	0	0	0	0	0	0	0	0	0	0	W	20-16						
11/12	Packers	S	3	2	1	0.0	0.0	1	0	0	0	0	0	0	0	0	0	0	0	0	0	0	0	0	0	0	0	W	23-19						
11/19	at Browns	S	5	5	0	0.0	0.0	1	0	0	0	0	0	0	0	0	0	0	0	0	0	0	0	0	0	0	L	10-13							
11/26	at Bengals	S	4	3	1	1.0	6.0	1	6	1	0	0	0	0	0	0	0	0	0	0	0	0	0	0	0	0	W	16-10							
12/03	Cardinals	S	1	1	0	0.0	0.0	0	0	0	0	0	0	0	0	0	0	0	0	0	0	0	0	0	0	0	L	10-24							
12/07	Patriots	S	6	5	1	1.0	8.0	1	8	1	0	0	0	0	0	0	0	0	0	0	0	0	0	0	0	0	L	18-21							
12/16	at Colts	S	5	3	2	0.0	0.0	1	0	0	0	0	0	0	0	0	0	0	0	0	0	0	0	0	0	0	L	13-30							
12/23	Bengals	S	0	0	0	0.0	0.0	0	0	0	0	0	0	0	0	0	0	0	0	0	0	0	0	0	0	0	W	34-11							
12/31	at Seahawks	S	1	0	1	0.0	0.0	0	0	0	0	0	0	0	1	0	0	0	0	0	0	0	0	0	0	0	W	30-23							
01/06	at Ravens	S	2	2	0	0.0	0.0	0	0	0	0	0	0	0	0	0	0	0	0	0	0	0	0	0	0	0	W	17-10							
2023 TOTALS		11-11	33	25	8	2.0	14.0	6	22	3	0	0	0	0	1	0	0	0	0	0	0	0	0	0	0	0	10-7								



2024 GAME-BY-GAME POSTSEASON STATISTICS (STEELERS)

DATE	OPPONENT	P/S	TACKLES						INTERCEPTIONS				O. FUMB			ST				MISC		SCORE					
			TK	S	A	SK	YDS	TFL	YDS	QBH	NO	YDS	LG	TD	PD	FF	FR	TD	YDS	TK	S		A	FF	FR	S	A
01/11	at Ravens	S	10	3	7	0.0	0.0	2	3	0	0	0	0	0	0	0	0	0	0	0	0	0	0	0	0	L	14-28
2024 TOTALS		1-1	10	3	7	0.0	0.0	2	3	0	0	0	0	0	0	0	0	0	0	0	0	0	0	0	0	0-1	

2023 GAME-BY-GAME POSTSEASON STATISTICS (STEELERS)

DATE	OPPONENT	P/S	TACKLES						INTERCEPTIONS				O. FUMB			ST				MISC		SCORE					
			TK	S	A	SK	YDS	TFL	YDS	QBH	NO	YDS	LG	TD	PD	FF	FR	TD	YDS	TK	S		A	FF	FR	S	A
01/15	at Bills	S	6	4	2	0.0	0.0	1	2	0	0	0	0	0	0	0	0	0	0	0	0	0	0	0	0	L	17-31
2023 TOTALS		1-1	6	4	2	0.0	0.0	1	2	0	0	0	0	0	0	0	0	0	0	0	0	0	0	0	0	0-1	



CONNOR HEYWARD

TE
HEIGHT: 6-0
WEIGHT: 230
BORN: January 22, 1999
COLLEGE: Michigan State

HOW ACQUIRED: D6 '22
NFL EXPERIENCE: 4th year
BIRTHPLACE: Duluth, GA



PRO CAREER

- ✦ Has played in 51 regular-season games (12 starts) in his three-year career (Pittsburgh 2022-24)
- ✦ Has recorded 41 catches for 358 yards (8.7 avg.) and two TDs
- ✦ Has rushed for 27 yards on three carries (9.0 avg.)
- ✦ Made NFL debut in Week 1 of 2022 (at Cincinnati)
- ✦ Made NFL starting debut in Week 7 of 2023 (at L.A. Rams)

2024 (STEELERS)

- ✦ Appeared in all 17 regular-season games (five starts)
- ✦ Registered six receptions for 40 yards and one touchdown
- ✦ Reeled in his first touchdown reception of the season, a 16-yard pass from QB Justin Fields, in Week 5 vs. Dallas

2023 (STEELERS)

- ✦ Appeared in all 17 regular-season games (seven starts)
- ✦ Registered 23 receptions for 167 yards (7.3 avg.)
- ✦ Added two tackles (one solo) on special teams
- ✦ Caught a career-high five passes for 24 yards (4.8 avg.) in Week 8 vs. Jacksonville
- ✦ Hauled in three passes for 32 yards (10.7 avg.) in Week 10 vs. Green Bay

2022 (STEELERS)

- ✦ Appeared in all 17 regular-season games
- ✦ Registered 12 receptions for 151 yards and one touchdown and two rushes for 27 yards
- ✦ Added on nine tackles (three solo) on special teams
- ✦ Caught the first two passes of his career in Week 5 at Buffalo
- ✦ Hauled in a season-long 45-yard reception in the fourth quarter in Week 6 vs. Tampa Bay that set up a Chase Claypool touchdown two plays later
- ✦ Caught his first touchdown on a 17-yard pass in Week 13 at Atlanta, his hometown where his late father, Craig Heyward, used to play
- ✦ Sealed the victory with a 21-yard run with 25 seconds left in the fourth quarter in Week 16 vs. Las Vegas

TRANSACTIONS

- ✦ Signed a four-year contract with Pittsburgh on May 13, 2022
- ✦ Drafted in the sixth round (208th overall) of the 2022 NFL Draft

PERSONAL

- ✦ Versatile athlete played five different positions (quarterback, receiver, running back, safety, punter) and was a three-year starter on varsity for Coach Mark Fleetwood at Peachtree Ridge High School
- ✦ Ranked among the top players in Georgia by ESPN.com (No. 58) and 247Sports (No. 96)
- ✦ Listed one of the top all-purpose athletes in the nation by 247Sports (No. 64), Scout.com (No. 67) and ESPN.com (No. 91)
- ✦ Rated one of the top all-purpose athletes in Georgia (No. 11) and the South (No. 30) by Scout.com
- ✦ Named first-team All-Gwinnett County and was an honorable mention all-state choice
- ✦ Selected for the 2016 Gwinnett All-Star Game
- ✦ Team captain his senior year
- ✦ Recorded 47 receptions for 580 yards, including six TD catches, as a senior in 2016
- ✦ Ran for 250 yards on 57 carries and accounted for 10 rushing TDs
- ✦ On defense, started every game at safety and totaled 71 tackles, seven pass break-ups and three interceptions
- ✦ Recorded a 37.0-yard punting average
- ✦ Ended his varsity career with more than 125 receptions and 35 total TDs
- ✦ Four-year starter on the basketball team
- ✦ Son of Charlotte and the late Craig Heyward
- ✦ His late father, Craig, played college football at Pittsburgh before spending 11 years in the NFL with New Orleans (1988-1991), Chicago (1992), Atlanta (1994-95), St. Louis (1997) and Indianapolis (1998); he rushed for 4,301 career yards and was a Pro Bowl selection in 1995 with the Falcons
- ✦ His oldest brother, Cameron, was a 2011 NFL first-round draft choice (No. 31 overall) out of Ohio State and is in his 13th season with the Steelers as a defensive end; he has earned Pro Bowl honors four straight years (2017-20) and All-Pro accolades twice (2017, 2019)
- ✦ Also has an older brother, Corey, who played basketball at Georgia Tech (2013-17)
- ✦ Graduated in May 2021 with a bachelor's degree in communication



COLLEGE

- ✦ Played in 49 career games with the Spartans from 2017-21, including 28 starts (eight in 2018, one in 2019, six in 2020, 13 in 2021; 15 at running back from 2018-20, 13 at tight end in 2021)
- ✦ Four-year letterwinner
- ✦ Accepted a Senior Bowl invitation
- ✦ Made the position switch from running back to tight end during preseason camp in 2021
- ✦ Finished his career with 2,265 all-purpose yards (825 rushing, 723 kick return, 711 receiving, 6 punt return)
- ✦ Scored 11 career TDs (six receiving, five rushing)
- ✦ Finished his career with 825 rushing yards on 211 carries with five TDs
- ✦ Recorded 96 career receptions for 711 yards and six TDs
- ✦ Returned 33 kickoffs in his career for 723 yards, ranking No. 16 on MSU career kick return yards list and tied for No. 18 on career kick return list (33)
- ✦ A finalist for the Paul Hornung Award as a sophomore in 2018

CONNOR HEYWARD'S NFL REGULAR SEASON RUSHING/RECEIVING STATISTICS

DATE	TEAM	GP	GS	RECEIVING					RUSHING				
				NO.	YDS.	AVG.	LG	TD	NO.	YDS.	AVG.	LG	TD
2022	Steelers	17	0	12	151	12.6	45	1	2	27	13.5	21	0
2023	Steelers	17	7	23	167	7.3	13	0	1	0	0.0	0	0
2024	Steelers	17	5	6	40	6.7	16t	1	0	0	0.0	0	0
NFL TOTALS		51	12	41	358	8.7	45	2	3	27	9.0	21	0

CONNOR HEYWARD'S NFL POSTSEASON RUSHING/RECEIVING STATISTICS

DATE	TEAM	GP	GS	RECEIVING					RUSHING				
				NO.	YDS.	AVG.	LG	TD	NO.	YDS.	AVG.	LG	TD
2023	Steelers	1	0	1	5	5.0	5	0	0	0	0.0	0	0
2024	Steelers	1	0	0	0	0.0	0	0	0	0	0.0	0	0
NFL TOTALS		2	0	1	5	5.0	5	0	0	0	0.0	0	0

CONNOR HEYWARD'S NFL REGULAR SEASON RETURN STATISTICS

DATE	TEAM	KICKOFF RETURNS					PUNT RETURNS					
		RET.	YDS.	AVG.	LG	TD	NO.	FC	YDS.	AVG.	LG	TD
2022	Steelers	0	0	0.0	0	0	0	0	0	0.0	0	0
2023	Steelers	0	0	0.0	0	0	0	0	0	0.0	0	0
2024	Steelers	0	0	0.0	0	0	0	0	0	0.0	0	0
NFL TOTALS		0	0	0.0	0	0	0	0	0	0.0	0	0

CONNOR HEYWARD'S NFL POSTSEASON RETURN STATISTICS

DATE	TEAM	KICKOFF RETURNS					PUNT RETURNS					
		RET.	YDS.	AVG.	LG	TD	NO.	FC	YDS.	AVG.	LG	TD
2023	Steelers	0	0	0.0	0	0	0	0	0	0.0	0	0
2024	Steelers	0	0	0.0	0	0	0	0	0	0.0	0	0
NFL TOTALS		0	0	0.0	0	0	0	0	0	0.0	0	0

SINGLE-GAME HIGHS: RUSHING/RECEIVING

- | | |
|---|--|
| <p>Rush Attempts 1 at Las Vegas Raiders, Sep 24, 2023
1 vs. Cleveland Browns, Jan 08, 2023
...1 more at 1.</p> <p>Rushing Yards 21 vs. Las Vegas Raiders, Dec 24, 2022
6 vs. Cleveland Browns, Jan 08, 2023</p> <p>Longest Runs 21 vs. Las Vegas Raiders, Dec 24, 2022
6 vs. Cleveland Browns, Jan 08, 2023</p> <p>Receptions 5 vs. Jacksonville Jaguars, Oct 29, 2023
3 vs. Green Bay Packers, Nov 12, 2023
...2 more at 3.</p> <p>Receiving Yards 49 vs. Tampa Bay Buccaneers, Oct 16, 2022
45 vs. Cleveland Browns, Jan 08, 2023</p> <p>Receiving Average 15.0 vs. Cleveland Browns, Jan 08, 2023
10.7 vs. Green Bay Packers, Nov 12, 2023</p> | <p>Longest Receptions 45 vs. Tampa Bay Buccaneers, Oct 16, 2022
27 vs. Cleveland Browns, Jan 08, 2023</p> <p>Receiving TDs 1 vs. Dallas Cowboys, Oct 06, 2024
1 at Atlanta Falcons, Dec 04, 2022</p> <p>All-Purpose Yards 51 vs. Cleveland Browns, Jan 08, 2023
49 vs. Tampa Bay Buccaneers, Oct 16, 2022</p> <p>Special Teams Tackles 2 at Washington Commanders, Nov 10, 2024
2 vs. New York Jets, Oct 20, 2024
...1 more at 2.</p> <p>Most TDs 1 vs. Dallas Cowboys, Oct 06, 2024
1 at Atlanta Falcons, Dec 04, 2022</p> <p>Miscellaneous Tackles 1 at Cincinnati Bengals, Nov 26, 2023</p> |
|---|--|

SINGLE-GAME HIGHS - POSTSEASON: RECEIVING

- | | |
|--|--|
| <p>Receptions 1 at Buffalo Bills, Jan 15, 2024</p> <p>Receiving Yards 5 at Buffalo Bills, Jan 15, 2024</p> | <p>Longest Receptions 5 at Buffalo Bills, Jan 15, 2024</p> <p>All-Purpose Yards 5 at Buffalo Bills, Jan 15, 2024</p> |
|--|--|

2024 GAME-BY-GAME REGULAR-SEASON STATISTICS (STEELERS)

DATE	OPPONENT	P/S	RECEIVING					RUSHING					W/L	SCORE
			NO.	YDS.	AVG.	LG	TD	NO.	YDS.	AVG.	LG	TD		
09/08	at Falcons	P	0	0	0.0	0	0	0	0	0.0	0	0	W	18-10
09/15	at Broncos	S	0	0	0.0	0	0	0	0	0.0	0	0	W	13-6
09/22	Chargers	P	1	2	2.0	2	0	0	0	0.0	0	0	W	20-10
09/29	at Colts	S	0	0	0.0	0	0	0	0	0.0	0	0	L	24-27
10/06	Cowboys	P	2	23	11.5	16t	1	0	0	0.0	0	0	L	17-20
10/13	at Raiders	P	1	4	4.0	4	0	0	0	0.0	0	0	W	32-13
10/20	Jets	S	0	0	0.0	0	0	0	0	0.0	0	0	W	37-15
10/28	Giants	P	0	0	0.0	0	0	0	0	0.0	0	0	W	26-18
11/10	at Commanders	P	0	0	0.0	0	0	0	0	0.0	0	0	W	28-27
11/17	Ravens	P	0	0	0.0	0	0	0	0	0.0	0	0	W	18-16
11/21	at Browns	S	0	0	0.0	0	0	0	0	0.0	0	0	L	19-24
12/01	at Bengals	P	0	0	0.0	0	0	0	0	0.0	0	0	W	44-38
12/08	Browns	P	0	0	0.0	0	0	0	0	0.0	0	0	W	27-14
12/15	at Eagles	S	0	0	0.0	0	0	0	0	0.0	0	0	L	13-27
12/21	at Ravens	P	1	3	3.0	3	0	0	0	0.0	0	0	L	17-34
12/25	Chiefs	P	1	8	8.0	8	0	0	0	0.0	0	0	L	10-29
01/04	Bengals	P	0	0	0.0	0	0	0	0	0.0	0	0	L	17-19
2024 TOTALS		17-5	6	40	6.7	16T	1	0	0	0.0	0	0	10-7	

2023 GAME-BY-GAME REGULAR-SEASON STATISTICS (STEELERS)

DATE	OPPONENT	P/S	RECEIVING					RUSHING					W/L	SCORE
			NO.	YDS.	AVG.	LG	TD	NO.	YDS.	AVG.	LG	TD		
09/10	49ers	P	2	19	9.5	11	0	0	0	0.0	0	0	L	7-30
09/18	Browns	P	0	0	0.0	0	0	0	0	0.0	0	0	W	26-22
09/24	at Raiders	P	0	0	0.0	0	0	1	0	0.0	0	0	W	23-18
10/01	at Texans	P	0	0	0.0	0	0	0	0	0.0	0	0	L	6-30
10/08	Ravens	P	3	23	7.7	12	0	0	0	0.0	0	0	W	17-10
10/22	at Rams	S	2	23	11.5	12	0	0	0	0.0	0	0	W	24-17
10/29	Jaguars	S	5	24	4.8	9	0	0	0	0.0	0	0	L	10-20
11/02	Titans	S	2	16	8.0	11	0	0	0	0.0	0	0	W	20-16
11/12	Packers	P	3	32	10.7	13	0	0	0	0.0	0	0	W	23-19
11/19	at Browns	P	0	0	0.0	0	0	0	0	0.0	0	0	L	10-13
11/26	at Bengals	P	2	11	5.5	10	0	0	0	0.0	0	0	W	16-10
12/03	Cardinals	P	0	0	0.0	0	0	0	0	0.0	0	0	L	10-24
12/07	Patriots	P	2	15	7.5	10	0	0	0	0.0	0	0	L	18-21
12/16	at Colts	S	0	0	0.0	0	0	0	0	0.0	0	0	L	13-30
12/23	Bengals	S	0	0	0.0	0	0	0	0	0.0	0	0	W	34-11
12/31	at Seahawks	S	0	0	0.0	0	0	0	0	0.0	0	0	W	30-23
01/06	at Ravens	S	2	4	2.0	2	0	0	0	0.0	0	0	W	17-10
2023 TOTALS		17-7	23	167	7.3	13	0	1	0	0.0	0	0	10-7	

2022 GAME-BY-GAME REGULAR-SEASON STATISTICS (STEELERS)

DATE	OPPONENT	P/S	RECEIVING					RUSHING					W/L	SCORE
			NO.	YDS.	AVG.	LG	TD	NO.	YDS.	AVG.	LG	TD		
09/11	at Bengals	P	0	0	0.0	0	0	0	0	0.0	0	0	W	23-20+
09/18	Patriots	P	0	0	0.0	0	0	0	0	0.0	0	0	L	14-17
09/22	at Browns	P	0	0	0.0	0	0	0	0	0.0	0	0	L	17-29
10/02	Jets	P	0	0	0.0	0	0	0	0	0.0	0	0	L	20-24
10/09	at Bills	P	2	12	6.0	7	0	0	0	0.0	0	0	L	3-38
10/16	Buccaneers	P	2	49	24.5	45	0	0	0	0.0	0	0	W	20-18
10/23	at Dolphins	P	1	6	6.0	6	0	0	0	0.0	0	0	L	10-16
10/30	at Eagles	P	0	0	0.0	0	0	0	0	0.0	0	0	L	13-35
11/13	Saints	P	2	9	4.5	8	0	0	0	0.0	0	0	W	20-10
11/20	Bengals	P	0	0	0.0	0	0	0	0	0.0	0	0	L	30-37
11/28	at Colts	P	0	0	0.0	0	0	0	0	0.0	0	0	W	24-17
12/04	at Falcons	P	1	17	17.0	17t	1	0	0	0.0	0	0	W	19-16
12/11	Ravens	P	1	13	13.0	13	0	0	0	0.0	0	0	L	14-16
12/18	at Panthers	P	0	0	0.0	0	0	0	0	0.0	0	0	W	24-16
12/24	Raiders	P	0	0	0.0	0	0	1	21	21.0	21	0	W	13-10
01/01	at Ravens	P	0	0	0.0	0	0	0	0	0.0	0	0	W	16-13
01/08	Browns	P	3	45	15.0	27	0	1	6	6.0	6	0	W	28-14
2022 TOTALS		17-0	12	151	12.6	45	1	2	27	13.5	21	0	9-8	


+ - Overtime

2024 GAME-BY-GAME POSTSEASON STATISTICS (STEELERS)

DATE	OPPONENT	P/S	RECEIVING					RUSHING					W/L	SCORE
			NO.	YDS.	AVG.	LG	TD	NO.	YDS.	AVG.	LG	TD		
01/11	at Ravens	P	0	0	0.0	0	0	0	0	0.0	0	0	L	14-28
2024 TOTALS		1-0	0	0	0.0	0	0	0	0	0.0	0	0	0-1	

2023 GAME-BY-GAME POSTSEASON STATISTICS (STEELERS)

DATE	OPPONENT	P/S	RECEIVING					RUSHING					W/L	SCORE
			NO.	YDS.	AVG.	LG	TD	NO.	YDS.	AVG.	LG	TD		
01/15	at Bills	P	1	5	5.0	5	0	0	0	0.0	0	0	L	17-31
2023 TOTALS		1-0	1	5	5.0	5	0	0	0	0.0	0	0	0-1	



**ALEX
HIGHSMITH**

LB
HEIGHT: 6-4
WEIGHT: 242
BORN: August 7, 1997
COLLEGE: Charlotte

NOW ACQUIRED: 03 '20
NFL EXPERIENCE: 6th year
BIRTHPLACE: Wilmington, NC



PRO CAREER

- ✦ Has played in 77 games (66 starts) in his five-year NFL career (Pittsburgh 2020-24)
- ✦ Has registered 281 tackles (172 solo), 49 tackles for loss, 35.5 sacks, 72 quarterback hits, three interceptions, seven passes defended, nine forced fumbles and one interception return for TD
- ✦ Has recorded six tackles (four solo) on special teams
- ✦ His interception return for TD in Week 2 of 2023 vs. Cleveland came nine seconds into the game, which was the fastest TD to open a game for the Steelers since the 1970 AFL-NFL merger
- ✦ First Steelers player to record an interception on the first play from scrimmage in a game since William Gay in 2014
- ✦ In Pittsburgh's victory over Cleveland in Week 2 of 2023, Highsmith and T.J. Watt both recorded a sack and defensive TD – becoming the first pair of teammates to each post a sack and TD in the same game since 1982, when the sack became an official statistic
- ✦ Since 2020, only one team has had three players with at least 26.5 sacks, 59 quarterback hits and 40 tackles for loss (Pittsburgh's T.J. Watt, Cameron Heyward and Alex Highsmith)
- ✦ Only player in the NFL in 2023 with at least 7.0 sacks and two interceptions
- ✦ One of just three players in the League with at least 7.0 sacks and two interceptions in a season since entering the NFL in 2020
- ✦ His 21.5 sacks are the 12th-most in the NFL since the start of the 2022 season
- ✦ His seven forced fumbles are tied for the second-most in the NFL since the start of the 2022 season
- ✦ His six strip sacks are tied for the second-most in the NFL since the start of the 2022 season
- ✦ Has recorded 24.5 sacks in his last 37 games, dating back to Week 16 of the 2021 season, which is the 12th-most in the NFL over the span
- ✦ Has recorded seven strip sacks in his last 37 games, dating back to Week 16 of the 2021 season, which is the second-most in the NFL over the span
- ✦ Has registered eight forced fumbles in his last 37 games, dating back to Week 16 of the 2021 season, which is the second-most in the NFL over the span
- ✦ Has recorded seven multi-sack games in his career
- ✦ Made NFL debut in Week 1 of 2020 (at N.Y. Giants)
- ✦ Made NFL starting debut in Week 13 of 2020 (vs. Washington)

2024 (STEELERS)

- ✦ Played in 11 regular-season games (11 starts)
- ✦ Registered 45 tackles (28 solo), 13 quarterback hits, nine tackles for loss, one forced fumble, 6.0 sacks and two passes defended
- ✦ Recorded a season-high 2.0 sacks Week 8 versus the Giants
- ✦ Recorded one forced fumble Week 16 versus the Ravens

2023 (STEELERS)

- ✦ Played in all 17 regular-season games (17 starts)
- ✦ Registered 57 tackles (34 solo), 18 quarterback hits, eight tackles for loss, two forced fumbles, 7.0 sacks, three passes defended, two interceptions and one interception return for TD
- ✦ His interception return for TD in Week 2 2023 vs. Cleveland came nine seconds into the game, which was the fastest TD to open a game for the Steelers since the 1970 AFL-NFL merger
- ✦ First Steelers player to record an interception on the first play from scrimmage in a game since William Gay in 2014
- ✦ In Pittsburgh's victory over Cleveland in Week 2 of 2023, Highsmith and T.J. Watt both recorded a sack and defensive TD – becoming the first pair of teammates to each post a sack and TD in the same game since 1982, when the sack became an official statistic
- ✦ Only player in the NFL in 2023 with at least 7.0 sacks and two interceptions
- ✦ Recorded one tackle (one solo), one quarterback hit, one tackle for loss, one interception and 1.0 sack in Week 16 vs. Cincinnati
- ✦ Registered two games with at least 1.0 sack, one tackle for loss, one quarterback hit and one interception (Week 2 vs. Cleveland and Week 16 vs. Cincinnati)
- ✦ Recorded four tackles (two solo), 2.0 sacks, two tackles for loss and a career-high five QB hits in Week 9 vs. Tennessee
- ✦ His five QB hits were tied for the most in a game in the NFL in 2023
- ✦ His five QB hits are tied for the sixth-most in a game by a Steelers player since 2001
- ✦ One of five players to register 2.0 sacks, two tackles for loss and five QB hits in the same game
- ✦ Registered two tackles (two solo), 1.0 sack, one forced fumble and one strip sack in Week 5 vs. Baltimore
- ✦ Recorded seven tackles (five solo), 1.0 sack, one strip sack, one forced fumble, two quarterback hits, one tackle for loss, one interception and one pass defended in Week 2 vs. Cleveland
- ✦ Picked off Deshaun Watson on the Browns' first offensive play of the game and returned 30 yards for a TD, which marked the first interception return for TD since Week 1 of 2022 (Minkah Fitzpatrick at Cincinnati) and first interception return for TD by a linebacker since Week 8 of 2020 (Robert Spillane at Baltimore)
- ✦ Marked the first interception return for TD at home since Week 12 of 2020 (Joe Haden vs. Baltimore) and first interception return for TD at home by a linebacker since Week 14 of 2010 (LaMarr Woodley vs. Cincinnati)



2022 (STEELERS)

- ✦ Played in 17 regular-season games (17 starts)
- ✦ Registered 63 tackles (38 solo), 20 quarterback hits, 12 tackles for loss, five forced fumbles, 14.5 sacks and one pass defended
- ✦ Ranked first on the team in sacks and forced fumbles
- ✦ Ranked second on the team in tackles for loss and quarterback hits
- ✦ His 14.5 sacks were tied for sixth-most in the NFL, fourth-most in the AFC and fifth-most in single-season franchise history
- ✦ His five forced fumbles were tied for first in the League
- ✦ His four strip sacks were tied for second-most in the League
- ✦ Registered career highs in sacks (3.0) and quarterback hits (four) in Week 1 at Cincinnati
- ✦ Added on nine tackles (six solo), two tackles for loss and a forced fumble that was recovered by DT Cameron Heyward in Week 1 at Cincinnati
- ✦ Recorded the fifth multi-sack game of his career with 1.5 in Week 3 at Cleveland, along with eight tackles (six solo), two quarterback hits and two tackles for loss
- ✦ Strip sacked QB Tom Brady in a Week 6 victory vs. Tampa Bay
- ✦ Was named the AFC Defensive Player of the Week for his performance in Week 10 vs. New Orleans where he registered five tackles (three solo), 2.0 sacks, one tackle for loss, one quarterback hit and one forced fumble
- ✦ Notched his fourth strip sack of the season in Week 12 at Indianapolis
- ✦ Took down QB Deshaun Watson for 2.5 sacks in the season finale vs. Cleveland along with eight tackles (six solo), two tackles for loss and three quarterback hits

2021 (STEELERS)

- ✦ Played in 16 regular-season games (16 starts)
- ✦ Registered career highs in tackles (74 total, 46 solo) and tackles for loss (15)
- ✦ Added on 15 quarterback hits, 6.0 sacks and one forced fumble
- ✦ Inactive due to a groin injury in Week 3 vs Cincinnati
- ✦ Registered the first multi-sack game of his career with 1.5 takedowns of QB Geno Smith in Week 6 vs Seattle and repeated the feat in Week 11 at the Los Angeles Chargers
- ✦ Recorded the first game of his career with double-digit tackles (11) in Week 10 vs Detroit
- ✦ Left the Week 14 game at Minnesota with a hamstring injury and did not return
- ✦ Notched the first strip sack of his career on QB Patrick Mahomes in Week 16 at Kansas City
- ✦ Recorded a career-high 2.0 sacks in Week 17 vs Cleveland

2020 (STEELERS)

- ✦ Played in 16 games (five starts)
- ✦ Registered 42 tackles, 26 solo stops, five tackles for loss, 2.0 sacks, six quarterback hits, one interception and one pass defended
- ✦ Recorded six tackles (four solo) on special teams
- ✦ Reached a career high in special-teams tackles with three in Week 6 vs. Cleveland
- ✦ Recorded the first sack of his career in Week 9 at Dallas
- ✦ Entered the starting lineup in Week 13 vs. Washington
- ✦ Intercepted his first career pass in Week 8 at Baltimore

TRANSACTIONS

- ✦ Signed a four-year contract with Pittsburgh on July 19, 2023
- ✦ Signed a four-year contract with the Steelers on July 21, 2020
- ✦ Drafted by Pittsburgh in the third round (102nd overall) of the 2020 NFL Draft

PERSONAL

- ✦ Attended Eugene Ashley High School (Wilmington, North Carolina)
- ✦ Parents are Sam and Pam Highsmith
- ✦ Has a sister, Lauryn
- ✦ A/B Honor Roll throughout high school
- ✦ National Honor Society
- ✦ Also played basketball and baseball

COMMUNITY

- ✦ Foundation supports development in physical and family involvement, athletic participation, academic support, social/emotional support, and family involvement
- ✦ Has hosted youth football camps during the past three off-season
- ✦ Donated backpacks and school supplies to Clairton Elementary school last season
- ✦ Donated winter coats to youth at Urban Impact for the second straight year
- ✦ Serves on the Steelers Social Justice Committee and led one of the Social Justice Film Series nights



COLLEGE

- ✦ Four-year letterwinner at Charlotte (2015-19)
- ✦ Owns school records for sacks in a game (4.5), season (14.0) and career (20.0) and tackles for loss in a game (5.0) and season (21.5)
- ✦ Ranks second in school history with 46.0 tackles for loss and fifth with 185 career tackles
- ✦ 2020 NFL Combine participant
- ✦ Named to the 2020 NFL All-Combine Team as an edge rusher
- ✦ 2020 East-West Shrine Bowl
- ✦ 2019 Third Team All-American by both AP and Pro Football Focus
- ✦ First 49er to earn All-American honors
- ✦ 2020 East-West Shrine Bowl
- ✦ 2018 and 2019 First Team All-Conference USA (coaches)
- ✦ First 49er to be named first-team All-CUSA twice
- ✦ 2019 First Team All-CUSA by PFF and Phil Steele
- ✦ Ranked fourth in the nation in sacks (14.0) and fifth in tackles for loss (21.5) in 2019
- ✦ Named to PFF's 2019 All-Draft Stock Team for those players whose draft stock rose the most this season
- ✦ Starting DE in 49ers' first-ever bowl game (2019 Bahamas Bowl)
- ✦ 2019 Team Captain
- ✦ 2019 Chuck Bednarik Award (Defensive Player of the Year) Watch List
- ✦ 2019 Burlsworth Trophy Semifinalist
- ✦ 2018 first-team all-CUSA by PFF and second team by Phil Steele
- ✦ Joined the 49ers for the 2015 season as a walk-on
- ✦ Earned scholarship during the summer of 2017
- ✦ Graduated with a degree in exercise science

ALEX HIGHSMITH'S NFL REGULAR SEASON DEFENSIVE STATISTICS

DATE	TEAM	GP	GS	TACKLES					INTERCEPTIONS					O. FUMB					ST			MISC.							
				TK	S	A	TFL	YDS	SK	YDS	QBH	NO	YDS	LG	TD	PD	FF	FR	TD	YDS	TK	S	A	FF	FR	S	A		
2020	Steelers	16	5	42	26	16	5	22	2.0	16.0	6	1	2	2	0	1	0	0	0	0	0	0	6	4	2	0	0	0	0
2021	Steelers	16	16	74	46	28	15	54	6.0	35.5	15	0	0	0	0	0	1	0	0	0	0	0	0	0	0	0	0	0	0
2022	Steelers	17	17	63	38	25	12	91	14.5	118.0	20	0	0	0	0	1	5	0	0	0	0	0	0	0	0	0	0	0	0
2023	Steelers	17	17	57	34	23	8	33	7.0	44.5	18	2	30	30t	1	3	2	0	0	0	0	0	0	0	0	0	0	0	0
2024	Steelers	11	11	45	28	17	9	46	6.0	40.0	13	0	0	0	0	2	1	0	0	0	0	0	0	0	0	0	0	0	0
NFL TOTALS		77	66	281	172	109	49	246	35.5	254.0	72	3	32	30T	1	7	9	0	0	0	0	0	6	4	2	0	0	0	0

ALEX HIGHSMITH'S NFL POSTSEASON DEFENSIVE STATISTICS


DATE	TEAM	GP	GS	TACKLES					INTERCEPTIONS					O. FUMB					ST			MISC.							
				TK	S	A	TFL	YDS	SK	YDS	QBH	NO	YDS	LG	TD	PD	FF	FR	TD	YDS	TK	S	A	FF	FR	S	A		
2020	Steelers	1	1	2	1	1	0	0	0.0	0.0	0	0	0	0	0	0	0	0	0	0	0	0	0	0	0	0	0	0	0
2021	Steelers	1	1	3	2	1	1	10	1.0	10.0	1	0	0	0	0	0	0	0	0	0	0	0	0	0	0	0	0	0	0
2023	Steelers	1	1	3	2	1	1	7	1.0	7.0	1	0	0	0	0	0	0	0	0	0	0	0	0	0	0	0	0	0	0
2024	Steelers	1	1	2	1	1	1	10	1.0	10.0	1	0	0	0	0	0	0	0	0	0	0	0	0	0	0	0	0	0	0
NFL TOTALS		4	4	10	6	4	3	27	3.0	27.0	3	0	0	0	0	0	0	0	0	0	0	0	0	0	0	0	0	0	0

SINGLE-GAME HIGHS: DEFENSIVE

Total Tackles	11 vs. Detroit Lions, Nov 14, 2021 9 at Cincinnati Bengals, Sep 11, 2022 ...1 more at 9.	Tackles For Loss	3 vs. Cleveland Browns, Jan 03, 2022 2 at Philadelphia Eagles, Dec 15, 2024 ...12 more at 2.
Solo Tackles	8 vs. Detroit Lions, Nov 14, 2021 7 vs. Cleveland Browns, Jan 03, 2022	Interceptions	1 vs. Cincinnati Bengals, Dec 23, 2023 1 vs. Cleveland Browns, Sep 18, 2023 ...1 more at 1.
Sacks	3.0 at Cincinnati Bengals, Sep 11, 2022 2.5 vs. Cleveland Browns, Jan 08, 2023	Interception Return Yards	2 at Baltimore Ravens, Nov 01, 2020
Passes Defensed	1 vs. Kansas City Chiefs, Dec 25, 2024 1 at Atlanta Falcons, Sep 08, 2024 ...5 more at 1.	Special Teams Tackles	3 vs. Cleveland Browns, Oct 18, 2020 1 vs. Indianapolis Colts, Dec 27, 2020 ...2 more at 1.
Forced Fumbles	1 vs. Baltimore Ravens, Oct 08, 2023 1 vs. Cleveland Browns, Sep 18, 2023 ...6 more at 1.		

SINGLE-GAME HIGHS - POSTSEASON: DEFENSIVE

Total Tackles	3 at Buffalo Bills, Jan 15, 2024 3 at Kansas City Chiefs, Jan 16, 2022 2 at Baltimore Ravens, Jan 11, 2025 2 vs. Cleveland Browns, Jan 10, 2021	Sacks	1.0 at Buffalo Bills, Jan 15, 2024 1.0 at Kansas City Chiefs, Jan 16, 2022
Solo Tackles	2 at Buffalo Bills, Jan 15, 2024 2 at Kansas City Chiefs, Jan 16, 2022 1 vs. Cleveland Browns, Jan 10, 2021	Tackles For Loss	1 at Buffalo Bills, Jan 15, 2024 1 at Kansas City Chiefs, Jan 16, 2022



**COLE
HOLCOMB**

LB
HEIGHT: 6-1
WEIGHT: 240
BORN: July 30, 1996
COLLEGE: North Carolina

NOW ACQUIRED: FA '23
NFL EXPERIENCE: 6th year
BIRTHPLACE: New Smyrna Beach, FL



PRO CAREER

- ✦ Has played in 58 career regular-season games (56 starts) over his five-year NFL career (Washington, 2019-22; Pittsburgh 2023)
- ✦ Has registered 436 tackles (264 solo), 19 tackles for loss, 12 passes defended, 4.5 sacks, seven forced fumbles, 11 quarterback hits, three interceptions and one interception returned for a touchdown
- ✦ Has recorded double-digit tackles in 16 games
- ✦ Made NFL debut in Week 1 of 2019 (at Philadelphia)
- ✦ Made NFL starting debut in Week 1 of 2019 (at Philadelphia)

2024 (STEELERS)

- ✦ Missed the 2024 season due to injury
- ✦ Returned to practice on Dec. 31, 2024, but remained on the Reserved/PUP list for the 2024 season

2023 (STEELERS)

- ✦ Played in and started the first eight games of the season before missing the remainder due to injury
- ✦ Registered 54 tackles (31 solo), four tackles for loss, two quarterback hits, two forced fumbles, two passes defended and one fumble recovery
- ✦ Recorded 10 tackles (six solo) and recovered one fumble in Week 8 vs. Jacksonville
- ✦ Suffered a season-ending injury in Week 9 vs. Tennessee

2022 (COMMANDERS)

- ✦ Played in and started the first seven games of the season before missing the remainder due to injury
- ✦ Registered 69 tackles (37 solo), one tackle for loss, one quarterback hit and one pass defended
- ✦ Recorded 16 tackles (11 solo) in Week 5 vs. Tennessee, a single-game career high
- ✦ His 16 tackles in Week 5 were the most in a single game by any Washington player since 2017 (Mason Foster, 17) and third-most in the previous 10 seasons
- ✦ Served as a team captain

2021 (COMMANDERS)

- ✦ Played in and started 16 regular-season games
- ✦ Set career highs in total tackles (142), solo tackles (83), interceptions (2), passes defended (seven) and fumble recoveries (one)
- ✦ Led the team in tackles and ranked second in forced fumbles and interceptions
- ✦ Became one of six linebackers in franchise history to have at least two interceptions and seven passes defended in a single season and first since 2012
- ✦ Recorded double-digit tackles in eight of 16 games played
- ✦ Forced a fumble in Week 4 at Atlanta and Week 6 vs. Kansas City
- ✦ Became the first Washington inside linebacker to record an interception returned for a touchdown since 2007 in Week 14 vs. Dallas

2020 (COMMANDERS)

- ✦ Appeared in 11 regular-season games (10 starts)
- ✦ Recorded 70 tackles (43 solo), six tackle for loss, four quarterback hits, 2.5 sacks, one interception and one pass defended
- ✦ Caught his first career interception in Week 7 vs. Dallas

2019 (COMMANDERS)

- ✦ Played in all 16 regular-season games (15 starts) as a rookie
- ✦ Recorded 101 tackles (third-best on the team), 70 solo tackles (second-best on the team), six tackles for loss, two quarterback hits, 1.0 sack and one pass defended
- ✦ Forced a career-high three fumbles, which ranked second-most among rookies

TRANSACTIONS

- ✦ Signed a three-year contract with Pittsburgh on Mar. 15, 2023
- ✦ Signed a four-year contract with Washington on May 9, 2019
- ✦ Drafted by Washington in the fifth round (173rd overall) of the 2019 NFL Draft

PERSONAL

- ✦ Attended New Smyrna Beach High School (FL)
- ✦ Three-year letterwinner who saw playing time at safety, linebacker and tight end
- ✦ Earned second-team all-county honors as a senior
- ✦ Helped his team win the district championship as a junior and advance to the second round of the 7A state playoffs
- ✦ Also played soccer
- ✦ Honor roll student who graduated 15th in his class



COLLEGE

- ✦ Played in 49 games (34 starts) at the University of North Carolina (2015-18)
- ✦ Finished with 328 tackles (171 solo), 15.5 tackles for loss, 12 passes defended, four forced fumbles, 2.5 sacks and one fumble recovery
- ✦ Earned second-team All-ACC honors as a senior
- ✦ His 105 tackles in 2018 led the team for the third consecutive year while his 9.5 tackles per game led the ACC and ranked 31st nationally
- ✦ In 2017, led the team in tackles for the second year in a row with 93 and ranked sixth in the ACC with 8.5 tackles per game
- ✦ In 2016, finished fifth in the ACC in tackles per game (8.8 avg.) and led the team with 115 tackles
- ✦ Joined the team as a walk-on prior to the 2014 season

COLE HOLCOMB'S NFL REGULAR SEASON DEFENSIVE STATISTICS

DATE	TEAM	GP	GS	TACKLES						INTERCEPTIONS					O. FUMB			ST			MISC					
				TK	S	A	TFL	YDS	SK	YDS	QBH	NO	YDS	LG	TD	PD	FF	FR	TD	YDS	TK	S	A	FF	FR	S
2019	Redskins	16	15	101	70	31	6	18	1.0	6.0	2	0	0	0	1	3	0	0	0	4	4	0	0	0	0	0
2020	Football Team	11	10	70	43	27	6	24	2.5	19.0	4	1	0	0	1	0	0	0	2	2	0	0	0	0	0	
2021	Football Team	16	16	142	83	59	2	1	1.0	0.0	2	2	54	31t	1	7	2	1	0	0	0	0	0	0	0	
2022	Commanders	7	7	69	37	32	1	4	0.0	0.0	1	0	0	0	1	0	0	0	0	0	0	0	0	0	0	
2023	Steelers	8	8	54	31	23	4	3	0.0	0.0	2	0	0	0	2	2	1	0	0	0	0	0	0	0	0	
2024	Steelers	0	0	0	0	0	0	0	0.0	0.0	0	0	0	0	0	0	0	0	0	0	0	0	0	0	0	
NFL TOTALS		58	56	436	264	172	19	50	4.5	25.0	11	3	54	31T	1	12	7	2	0	0	6	6	0	0	0	0

COLE HOLCOMB'S NFL POSTSEASON DEFENSIVE STATISTICS

DATE	TEAM	GP	GS	TACKLES						INTERCEPTIONS					O. FUMB			ST			MISC				
				TK	S	A	TFL	YDS	SK	YDS	QBH	NO	YDS	LG	TD	PD	FF	FR	TD	YDS	TK	S	A	FF	FR
2020	Football Team	1	1	7	5	2	0	0	0.0	0.0	0	0	0	0	0	0	0	0	0	0	0	0	0	0	0
2023	Steelers	0	0	0	0	0	0	0	0.0	0.0	0	0	0	0	0	0	0	0	0	0	0	0	0	0	0
2024	Steelers	0	0	0	0	0	0	0	0.0	0.0	0	0	0	0	0	0	0	0	0	0	0	0	0	0	0
NFL TOTALS		1	1	7	5	2	0	0	0.0	0.0	0	0	0	0	0	0	0	0	0	0	0	0	0	0	0

SINGLE-GAME HIGHS: DEFENSIVE

Total Tackles	16 vs. Tennessee Titans, Oct 09, 2022	Fumble Recoveries	1 vs. Jacksonville Jaguars, Oct 29, 2023
	15 at Buffalo Bills, Sep 26, 2021		1 vs. Seattle Seahawks, Nov 29, 2021
Solo Tackles	11 vs. Tennessee Titans, Oct 09, 2022	Tackles For Loss	2 at Philadelphia Eagles, Sep 08, 2019
	10 at Buffalo Bills, Sep 26, 2021		1 at Los Angeles Rams, Oct 22, 2023
Sacks	1.0 vs. Kansas City Chiefs, Oct 17, 2021		...16 more at 1.
	1.0 vs. Carolina Panthers, Dec 27, 2020	Interceptions	1 vs. Dallas Cowboys, Dec 12, 2021
	...2 more at 1.0.		1 vs. New Orleans Saints, Oct 10, 2021
Passes Defensed	2 at Las Vegas Raiders, Dec 05, 2021		...1 more at 1.
	1 vs. Baltimore Ravens, Oct 08, 2023	Interception Return Yards	31 vs. Dallas Cowboys, Dec 12, 2021
	...9 more at 1.		23 vs. New Orleans Saints, Oct 10, 2021
Forced Fumbles	1 vs. Cleveland Browns, Sep 18, 2023	Special Teams Tackles	2 at Green Bay Packers, Dec 08, 2019
	1 vs. San Francisco 49ers, Sep 10, 2023		1 vs. Dallas Cowboys, Oct 25, 2020
	...5 more at 1.		...3 more at 1.

SINGLE-GAME HIGHS - POSTSEASON: DEFENSIVE

Total Tackles	7 vs. Tampa Bay Buccaneers, Jan 09, 2021	Solo Tackles	5 vs. Tampa Bay Buccaneers, Jan 09, 2021
---------------	--	--------------	--

2024 GAME-BY-GAME REGULAR-SEASON STATISTICS (STEELERS)

DATE	OPPONENT	P/S	TACKLES						INTERCEPTIONS					O. FUMB			ST			MISC		W/L	SCORE					
			TK	S	A	SK	YDS	TFL	YDS	QBH	NO	YDS	LG	TD	PD	FF	FR	TD	YDS	TK	S			A	FF	FR	S	A
09/08	at Falcons																									W	18-10	
09/15	at Broncos																										W	13-6
09/22	Chargers																										W	20-10
09/29	at Colts																										L	24-27
10/06	Cowboys																										L	17-20
10/13	at Raiders																										W	32-13
10/20	Jets																										W	37-15
10/28	Giants																										W	26-18
11/10	at Commanders																										W	28-27
11/17	Ravens																										W	18-16
11/21	at Browns																										L	19-24
12/01	at Bengals																										W	44-38
12/08	Browns																										W	27-14
12/15	at Eagles																										L	13-27
12/21	at Ravens																										L	17-34
12/25	Chiefs																										L	10-29
01/04	Bengals																										L	17-19
2024 TOTALS			0	0	0	0	0	0	0	0	0	0	0	0	0	0	0	0	0	0	0	0	0	0	0	0	10-7	

2019 GAME-BY-GAME REGULAR-SEASON STATISTICS (REDSKINS)

DATE	OPPONENT	P/S	TACKLES							INTERCEPTIONS				O. FUMB			ST				MISC		W/L	SCORE			
			TK	S	A	SK	YDS	TFL	YDS	QBH	NO	YDS	LG	TD	PD	FF	FR	TD	YDS	TK	S	A			FF	FR	S
09/08	at Eagles	S	8	7	1	0.0	0.0	2	7	0	0	0	0	0	0	0	0	0	1	1	0	0	0	0	0	L	27-32
09/15	Cowboys	S	6	2	4	0.0	0.0	1	1	0	0	0	0	0	0	0	0	0	0	0	0	0	0	0	0	L	21-31
09/23	Bears	P	9	6	3	0.0	0.0	0	0	0	0	0	0	0	0	0	0	0	0	0	0	0	0	0	0	L	15-31
09/29	at Giants	S	4	1	3	0.0	0.0	0	0	0	0	0	0	0	1	0	0	0	0	0	0	0	0	0	0	L	3-24
10/06	Patriots	S	10	8	2	0.0	0.0	0	0	0	0	0	0	0	0	0	0	0	0	0	0	0	0	0	0	L	7-33
10/13	at Dolphins	S	6	4	2	0.0	0.0	0	0	0	0	0	0	0	0	0	0	0	0	0	0	0	0	0	0	W	17-16
10/20	49ers	S	3	3	0	0.0	0.0	0	0	0	0	0	0	0	0	0	0	1	1	0	0	0	0	0	0	L	0-9
10/24	at Vikings	S	6	3	3	0.0	0.0	0	0	0	0	0	0	0	1	0	0	0	0	0	0	0	0	0	0	L	9-19
11/03	at Bills	S	3	3	0	0.0	0.0	0	0	0	0	0	0	0	0	0	0	0	0	0	0	0	0	0	0	L	9-24
11/17	Jets	S	6	4	2	0.0	0.0	1	3	0	0	0	0	0	0	0	0	0	0	0	0	0	0	0	0	L	17-34
11/24	Lions	S	13	7	6	1.0	6.0	1	6	2	0	0	0	0	1	0	0	0	0	0	0	0	0	0	0	W	19-16
12/01	at Panthers	S	4	2	2	0.0	0.0	1	1	0	0	0	0	0	0	0	0	0	0	0	0	0	0	0	0	W	29-21
12/08	at Packers	S	7	6	1	0.0	0.0	0	0	0	0	0	0	0	0	0	0	2	2	0	0	0	0	0	0	L	15-20
12/15	Eagles	S	6	6	0	0.0	0.0	0	0	0	0	0	0	0	0	0	0	0	0	0	0	0	0	0	0	L	27-37
12/22	Giants	S	4	4	0	0.0	0.0	0	0	0	0	0	0	0	0	0	0	0	0	0	0	0	0	0	0	L	35-41+
12/29	at Cowboys	S	6	4	2	0.0	0.0	0	0	0	0	0	0	1	0	0	0	0	0	0	0	0	0	0	0	L	16-47
2019 TOTALS		16-15	101	70	31	1.0	6.0	6	18	2	0	0	0	0	1	3	0	0	4	4	0	0	0	0	0	3-13	

+- Overtime

2024 GAME-BY-GAME POSTSEASON STATISTICS (STEELERS)

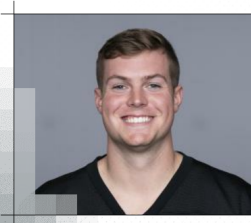
DATE	OPPONENT	P/S	TACKLES							INTERCEPTIONS				O. FUMB			ST				MISC		W/L	SCORE				
			TK	S	A	SK	YDS	TFL	YDS	QBH	NO	YDS	LG	TD	PD	FF	FR	TD	YDS	TK	S	A			FF	FR	S	A
01/11	at Ravens		RESERVED/PUP																				L	14-28				
2024 TOTALS			0	0	0	0.0	0.0	0	0	0	0	0	0	0	0	0	0	0	0	0	0	0	0	0	0	0	0-1	

2023 GAME-BY-GAME POSTSEASON STATISTICS (STEELERS)

DATE	OPPONENT	P/S	TACKLES							INTERCEPTIONS				O. FUMB			ST				MISC		W/L	SCORE				
			TK	S	A	SK	YDS	TFL	YDS	QBH	NO	YDS	LG	TD	PD	FF	FR	TD	YDS	TK	S	A			FF	FR	S	A
01/15	at Bills		INJURED RESERVE																				L	17-31				
2023 TOTALS			0	0	0	0.0	0.0	0	0	0	0	0	0	0	0	0	0	0	0	0	0	0	0	0	0	0	0-1	

2020 GAME-BY-GAME POSTSEASON STATISTICS (FOOTBALL TEAM)

DATE	OPPONENT	P/S	TACKLES							INTERCEPTIONS				O. FUMB			ST				MISC		W/L	SCORE				
			TK	S	A	SK	YDS	TFL	YDS	QBH	NO	YDS	LG	TD	PD	FF	FR	TD	YDS	TK	S	A			FF	FR	S	A
01/09	Buccaneers	S	7	5	2	0.0	0.0	0	0	0	0	0	0	0	0	0	0	0	0	0	0	0	0	0	0	L	23-31	
2020 TOTALS		1-1	7	5	2	0.0	0.0	0	0	0	0	0	0	0	0	0	0	0	0	0	0	0	0	0	0	0	0-1	



WILL HOWARD

QB

HEIGHT: 6-4
 WEIGHT: 235
 BORN: September 24, 2001
 COLLEGE: Ohio State

HOW ACQUIRED: D6 '25
 NFL EXPERIENCE: 0
 BIRTHPLACE: Downingtown, PA

18

PRO CAREER

- Has yet to make NFL debut

TRANSACTIONS

- Drafted by Pittsburgh in the sixth round (185th overall) of the 2025 NFL Draft

PERSONAL

- Attended Downingtown West H.S. (Downingtown, Pa.), where he was rated the 13th-best pro-style quarterback in the 2020 recruiting class by 247Sports
- Named the All-Southeastern Pennsylvania Player of the Year by the Philadelphia Inquirer, all-state by the Pennsylvania Football Writers and the Maxwell Football Club Pennsylvania Player of the Year
- Threw for 5,308 yards and 48 TDs during his prep career
- A 1,000-plus point scorer as a prep basketball player
- Son of Maureen and Bob Howard and has three siblings: Tori, Ryan and Grace
- Entered the portal in December 2023 after a stellar, four-year career at Kansas State, and transferred to Ohio State in January of 2024

COLLEGE

- Started 44 games in his 50-game collegiate career at Ohio State (2024) and Kansas State (2020-23)
- Played in 34 games for Kansas State and started 28 times
- Ranked fourth at Kansas State in career completions (458), fifth in passing yards (5,786), attempts (779) and total offense/game (197.3), sixth in passing yards/game (170.2) and seventh in passing efficiency (135.1)
- Ranked fourth in career TDs responsible for (67) and sixth in total offense (6,707)
- Totaled 9,994 passing yards and 85 TDs plus added another 1,147 rushing yards and 26 TDs for 11,141 yards of total offense and 111 TDs responsible for during his career
- Started all 16 games at quarterback for Ohio State in 2024 and led the team to a school-record 14-win season and the CFP National Championship
- Set Ohio State single-season and career completion percentage records by completing 71.4 percent of his passes (325-of-455)
- Set Ohio State record with eight games with at least an 80 percent completion percentage
- His 325 completions, 455 attempts and 4,208 passing yards all rank third in Ohio State single-season history
- Offensive MVP in the Cotton Bowl win over Texas and the CFP National Championship game win over Notre Dame
- Quarterbacked Ohio State to five victories over Top 5-ranked teams, an NCAA record: over No. 3 Penn State, No. 5 Indiana, No. 1 Oregon, No. 3 Texas and No. 5 Notre Dame
- Also led Ohio State to a sixth Top 10 win, over No. 7 Tennessee to open the College Football Playoffs, by throwing for 311 yards and two TDs in a 42-17 rout that launched the Buckeyes on their championship run of wins
- Spectacular in the CFP wins over Tennessee, Oregon, Texas and Notre Dame, completing 75.2 percent of his passes (82-109) for 1,150 yards (287.5 yards per game) with eight TDs and only two interceptions in the four games
- Completed 17-of-21 passes in the CFP title game vs. Notre Dame plus rushed for 57 yards
- Set CFP championship game records for most consecutive completions (13) and highest passer rating (204.8)
- Ranked among the Top 6 QBs nationally in four categories for the season: completion percentage (2nd; 73.0), efficiency (3rd; 175.25), TD passes (4th; 35) and yards (6th; 4,010)

WILL HOWARD'S COLLEGE PASSING STATISTICS

DATE	TEAM	GP	GS	ATT.	CMP.	PCT.	YDS.	AVG.	TD	INT.	LG	SK	LST
2020	Kansas St.	9	7	168	90	53.6	1,178	7.0	8	10	70	7	47
2021	Kansas St.	6	3	55	30	54.5	332	6.0	1	1	68	2	16
2022	Kansas St.	7	5	199	119	59.8	1,633	8.2	15	4	80	8	62
2023	Kansas St.	13	12	357	219	61.3	2,643	7.4	24	10	61	16	104
2024	Ohio St.	15	15	402	292	72.6	3,779	9.4	33	10	75	12	86
TOTALS		50	42	1,181	750	63.5	9,565	8.1	81	35	80	45	315


WILL HOWARD'S COLLEGE RUSHING STATISTICS

DATE	TEAM	NO.	YDS.	AVG.	LG	TD
2020	Kansas St.	78	364	4.7	80	3
2021	Kansas St.	32	184	5.8	71	4
2022	Kansas St.	35	22	0.6	14	3
2023	Kansas St.	81	351	4.3	70	9
2024	Ohio St.	89	169	1.9	19	7
TOTALS		315	1,090	3.5	80	26



WILL HOWARD'S COLLEGE PASSING/RUSHING STATISTICS

DATE	TEAM	GP	GS	PASSING											RUSHING			
				ATT.	CMP.	PCT.	YDS	AVG.	TD	INT.	LG	SK	LST	NO.	YDS.	AVG.	LG	TD
2020	Kansas St.	9	7	168	90	53.6	1,178	7.0	8	10	70	7	47	78	364	4.7	80	3
2021	Kansas St.	6	3	55	30	54.5	332	6.0	1	1	68	2	16	32	184	5.8	71	4
2022	Kansas St.	7	5	199	119	59.8	1,633	8.2	15	4	80	8	62	35	22	0.6	14	3
2023	Kansas St.	13	12	357	219	61.3	2,643	7.4	24	10	61	16	104	81	351	4.3	70	9
2024	Ohio St.	15	15	402	292	72.6	3,779	9.4	33	10	75	12	86	89	169	1.9	19	7
TOTALS		50	42	1,181	750	63.5	9,565	8.1	81	35	80	45	315	315	1,090	3.5	80	26



EVAN HULL

RB
HEIGHT: 5-10
WEIGHT: 209
BORN: October 26, 2000
COLLEGE: Northwestern

NOW ACQUIRED: FA '25
NFL EXPERIENCE: 3rd year
BIRTHPLACE: Maple Grove, MN



PRO CAREER

- ✦ Has played in two regular-season games (no starts) in two-year NFL career (Indianapolis 2023-24)
- ✦ Has rushed for one yard on one carry (1.0 avg.)
- ✦ Has caught one pass for six yards (6.0 avg.)
- ✦ Made NFL debut in Week 1 of 2023 (vs. Jacksonville)

2024 (COLTS)

- ✦ Played in one regular-season game (no starts)
- ✦ Played in Week 7 vs. Miami

2023 (COLTS)

- ✦ Played in one regular-season game (no starts)
- ✦ Recorded one carry for one yard and one reception for six yards in Week 1 vs. Jacksonville

TRANSACTIONS

- ✦ Signed a Reserve/Future contract with Pittsburgh on Jan. 14, 2025
- ✦ Signed to the Indianapolis Practice Squad on Oct. 29, 2024
- ✦ Waived by the Colts on Oct. 26, 2024
- ✦ Signed to the Indianapolis Active Roster from the Practice Squad on Oct. 12, 2024
- ✦ Signed to the Colts Practice Squad on Oct. 7, 2024
- ✦ Signed to the Indianapolis Active Roster from the Practice Squad on Oct. 5, 2024
- ✦ Signed to the Colts Practice Squad on Aug. 28, 2024
- ✦ Waived by Indianapolis on Aug. 27, 2024
- ✦ Placed on the Injured/Reserve List on Sept. 12, 2023
- ✦ Signed a four-year contract with the Colts on May 5, 2023
- ✦ Drafted by Indianapolis in the fifth round (176th overall) of the 2023 NFL Draft

PERSONAL

- ✦ Attended Maple Grove H.S., where he was a three-star prospect and the No. 6 player in the state of Minnesota according to 247Sports
- ✦ Set Maple Grove H.S. career rushing record with 4,140 total yards
- ✦ Selected as a team captain as a senior and registered 1,915 rushing yards and 19 TDs
- ✦ Named to the Star Tribune All-Metro Team, an All Conference selection and an Associated Press all-state honoree as a senior
- ✦ As a junior, ran for 2,177 yards and 19 TDs
- ✦ In 2017, he scored 10 TDs and averaged 226 yards in Maple Grove's four state-tournament games
- ✦ Two-time Minnesota Associated Press FirstTeam All-State selection
- ✦ Participated in the Minnesota Vikings All-Star Game
- ✦ Also was a four-time letterwinner in wrestling
- ✦ Married to his wife, Tienne
- ✦ A native of Maple Grove, Minnesota

COLLEGE

- ✦ Played in 37 career games (23 starts) at Northwestern (2019-22) and compiled 488 carries for 2,417 yards (5.0 avg.) and 18 TDs; also registered 94 receptions for 851 yards and four TDs
- ✦ Garnered All-Big Ten Honorable Mention recognition in each of his last two seasons
- ✦ In 2022, he earned All-Big Ten Honorable Mention recognition after he started all 12 games and finished with 221 carries for 913 yards and five TDs; also tallied 55 receptions for 546 yards and two TDs
- ✦ Led FBS running backs in receptions and was second amongst all Big Ten receivers with 483 yards after the catch
- ✦ Only the 16th player since 2000 to average over 75 rushing yards and 45 receiving yards a game over an entire season
- ✦ Registered five 100-yard rushing games in 2022
- ✦ Ran for 122 yards on 30 carries and one TD vs. #2 Ohio State
- ✦ Caught 14 passes for 213 yards and one TD vs. Duke (also compiled 17 carries for 65 yards and one TD)
- ✦ Appeared in 12 games (11 starts) in 2021 and registered 196 carries for 1,009 yards and seven TDs; also caught 33 passes for 264 yards and two TDs
- ✦ Earned All-Big Ten Honorable Mention recognition in 2021
- ✦ Finished with four 100-yard rushing games in 2021, including 216 rushing yards and two TDs against Ohio
- ✦ In 2020, he saw action in nine games and tallied 25 carries for 209 yards and two TDs



EVAN HULL'S NFL REGULAR SEASON RUSHING/RECEIVING STATISTICS

DATE	TEAM	RUSHING							RECEIVING				
		GP	GS	NO.	YDS.	AVG.	LG	TD	NO.	YDS.	AVG.	LG	TD
2023	Colts	1	0	1	1	1.0	1	0	1	6	6.0	6	0
2024	Colts	1	0	0	0	0.0	0	0	0	0	0.0	0	0
NFL TOTALS		2	0	1	1	1.0	1	0	1	6	6.0	6	0

EVAN HULL'S NFL REGULAR SEASON RETURN STATISTICS

DATE	TEAM	KICKOFF RETURNS					PUNT RETURNS					
		RET.	YDS.	AVG.	LG	TD	NO.	FC	YDS.	AVG.	LG	TD
2023	Colts	0	0	0.0	0	0	0	0	0	0.0	0	0
2024	Colts	0	0	0.0	0	0	0	0	0	0.0	0	0
NFL TOTALS		0	0	0.0	0	0	0	0	0	0.0	0	0

SINGLE-GAME HIGHS: RUSHING/RECEIVING

Longest Runs 1 vs. Jacksonville Jaguars, Sep 10, 2023
 Receptions 1 vs. Jacksonville Jaguars, Sep 10, 2023

Longest Receptions 6 vs. Jacksonville Jaguars, Sep 10, 2023

2024 GAME-BY-GAME REGULAR-SEASON STATISTICS (COLTS)


DATE	OPPONENT	P/S	RUSHING					RECEIVING					W/L	SCORE
			NO.	YDS.	AVG.	LG	TD	NO.	YDS.	AVG.	LG	TD		
09/08	Texans												L	27-29
09/15	at Packers												L	10-16
09/22	Bears												W	21-16
09/29	Steelers												W	27-24
10/06	at Jaguars												L	34-37
10/13	at Titans						DID NOT PLAY (NON-INJURY)					W	20-17	
10/20	Dolphins	P	0	0	0.0	0	0	0	0.0	0	0	0	W	16-10
10/27	at Texans						NOT ON ANY TEAM					L	20-23	
11/03	at Vikings												L	13-21
11/10	Bills												L	20-30
11/17	at Jets												W	28-27
11/24	Lions												L	6-24
12/01	at Patriots												W	25-24
12/15	at Broncos												L	13-31
12/22	Titans												W	38-30
12/29	at Giants												L	33-45
01/05	Jaguars												W	26-23+
2024 TOTALS		1-0	0	0	0.0	0	0	0	0.0	0	0	0	8-9	

+ - Overtime

2023 GAME-BY-GAME REGULAR-SEASON STATISTICS (COLTS)

DATE	OPPONENT	P/S	RUSHING					RECEIVING					W/L	SCORE
			NO.	YDS.	AVG.	LG	TD	NO.	YDS.	AVG.	LG	TD		
09/10	Jaguars	P	1	1	1.0	1	0	1	6	6.0	6	0	L	21-31
09/17	at Texans							INJURED RESERVE					W	31-20
09/24	at Ravens							INJURED RESERVE					W	22-19+
10/01	Rams							INJURED RESERVE					L	23-29+
10/08	Titans							INJURED RESERVE					W	23-16
10/15	at Jaguars							INJURED RESERVE					L	20-37
10/22	Browns							INJURED RESERVE					L	38-39
10/29	Saints							INJURED RESERVE					L	27-38
11/05	at Panthers							INJURED RESERVE					W	27-13
11/12	at Patriots							INJURED RESERVE					W	10-6
11/26	Buccaneers							INJURED RESERVE					W	27-20
12/03	at Titans							INJURED RESERVE					W	31-28+
12/10	at Bengals							INJURED RESERVE					L	14-34
12/16	Steelers							INJURED RESERVE					W	30-13
12/24	at Falcons							INJURED RESERVE					L	10-29
12/31	Raiders							INJURED RESERVE					W	23-20
01/06	Texans							INJURED RESERVE					L	19-23
2023 TOTALS		1-0	1	1	1.0	1	0	1	6	6.0	6	0	9-8	

+ - Overtime



MAX HURLEMAN

RB

HEIGHT: 5-11

WEIGHT: 200

BORN: October 19, 2001

COLLEGE: Notre Dame

HOW ACQUIRED: UDFA '25

NFL EXPERIENCE: 0

BIRTHPLACE: Wyomissing, PA



PRO CAREER

- ✦ Has yet to make NFL debut

TRANSACTIONS

- ✦ Signed with Pittsburgh as an undrafted rookie free agent on May 12, 2025

PERSONAL

- ✦ Attended Wyomissing Area H.S. (Wyomissing, Pa.), where he rushed 134 times for 1,238 yards and 15 TDs, adding 15 receptions for 215 yards and three TDs; also played defense, registering 70 tackles, two interceptions, 2.0 sacks and two forced fumbles as a senior
- ✦ Lettered four years under head coach Bob Wolfrum
- ✦ Senior-year captain as a running back and defensive back
- ✦ 2019 All-State at running back
- ✦ 2019 Berks Conference Player of the Year
- ✦ 2019 All-League and All-Berks Conference at running back and defensive back
- ✦ 2018 All-League and All-Berks Conference at defensive back
- ✦ Helped Spartans to 2019 district championship and 12-1 season
- ✦ Spartans went combined 39-10 over his four seasons
- ✦ Two-way starter final three seasons after starting on defense as freshman
- ✦ Team Football Player of the Year and Senior Class Athlete of the Year
- ✦ Also lettered in basketball, lacrosse and track and field
- ✦ Two-year basketball and lacrosse captain, National Honor Society and Model UN member
- ✦ Son of Jason and Lisa Hurleman, has three sisters

COLLEGE


- ✦ Played one season at Notre Dame (2024), where he played in 16 games, returned 23 punts for 138 yards (6.0 avg.) and registered 13 tackles (11 solo) on special teams
- ✦ Played four seasons at Colgate (2020-23), where he played in 35 games (23 starts), rushed for 814 yards and one TD on 194 carries (3.8 avg.), caught 80 passes for 841 yards (10.5 avg.) and three TD, returned 18 kickoffs for 308 yards (17.1 avg.) and returned 26 punts for 215 yards (8.3 avg.)
- ✦ Ranked second in the Patriot League in punt return yards and punt return average in 2023

MAX HURLEMAN'S COLLEGE RUSHING/RECEIVING STATISTICS

DATE	TEAM	GP	GS	RUSHING					RECEIVING				
				NO.	YDS.	AVG.	LG	TD	NO.	YDS.	AVG.	LG	TD
2020	Colgate	2	0	12	46	3.8	9	0	2	48	24.0	47	0
2021	Colgate	11	10	92	346	3.8	14	1	30	281	9.4	61	0
2022	Colgate	11	11	83	397	4.8	34	0	20	239	12.0	63	1
2023	Colgate	11	2	7	25	3.6	8	0	28	273	9.8	25	2
2024	Notre Dame	15	0	0	0	0.0	0	0	0	0	0.0	0	0
TOTALS		50	23	194	814	4.2	34	1	80	841	10.5	63	3

MAX HURLEMAN'S COLLEGE RETURN STATISTICS

DATE	TEAM	KICKOFF RETURNS					PUNT RETURNS					
		RET.	YDS.	AVG.	LG	TD	NO.	FC	YDS.	AVG.	LG	TD
2020	Colgate	0	0	0.0	0	0	0	0	0	0.0	0	0
2021	Colgate	2	15	7.5	15	0	0	0	0	0.0	0	0
2022	Colgate	11	211	19.2	41	0	14	0	138	9.9	26	0
2023	Colgate	5	82	16.4	24	0	12	0	77	6.4	13	0
2024	Notre Dame	0	0	0.0	0	0	22	0	128	5.8	15	0
TOTALS		18	308	17.1	41	0	48	0	343	7.1	26	0



D'SHAWN JAMISON

CB
HEIGHT: 5-10
WEIGHT: 185
BORN: June 4, 1999
COLLEGE: Texas

NOW ACQUIRED: FA '24
NFL EXPERIENCE: 2nd year
BIRTHPLACE: Houston, TX



PRO CAREER

- ✦ Has played in 15 regular-season games (one start) in two-year NFL career (San Francisco 2023; Carolina 2023; Pittsburgh 2024)
- ✦ Has registered five tackles (three solo) and one pass defended
- ✦ Has recorded five tackles (three solo) on special teams
- ✦ Made NFL debut in Week 2 of 2023 (vs. New Orleans)
- ✦ Made NFL starting debut in Week 5 of 2023 (at Detroit)

2024 (STEELERS)

- ✦ Participated in training camp for Carolina, but was released prior to the start of the regular season
- ✦ Spent the entire regular season on Pittsburgh's practice squad

2023 (PANTHERS)

- ✦ Played in 15 regular-season games (one start)
- ✦ Contributed primarily on special teams
- ✦ Recorded five special teams tackles, and returned two kickoffs for 40 yards (20.0 avg.)

TRANSACTIONS

- ✦ Signed a Reserve/Future contract with Pittsburgh on Jan. 14, 2025
- ✦ Signed to the Steelers practice squad on Sept. 17, 2024
- ✦ Released by Carolina on Aug. 28, 2024
- ✦ Claimed off waivers from San Francisco by the Panthers on Aug. 30, 2023
- ✦ Waived by the 49ers on Aug. 29, 2023
- ✦ Signed by San Francisco as an undrafted free agent on May 2, 2023

PERSONAL

- ✦ Attended Lamar H.S. (Houston, Texas), where he was an All-American and two-time all-district honoree
- ✦ Recruited to Texas as a defensive back, but changed to wide receiver for the 2018 season before converting back to the secondary in 2019
- ✦ Native of Houston, Texas
- ✦ Attended Lamar H.S.

COLLEGE

- ✦ Five-year defensive back who utilized his additional year of eligibility at Texas (2018-22)
- ✦ Played in 60 career games (40 starts)
- ✦ Ranked fourth all-time in Longhorns history in career kick returns (54) and kick-return yards (1,435) when his career ended
- ✦ Recorded 148 tackles, 15 passes defended, 7.5 tackles for loss, three interceptions, three forced fumbles and 2.0 sacks
- ✦ Appeared in 12 games (nine starts) totaling 25 tackles, two tackles for loss, two interceptions (one returned for a TD), 1.0 sack and a blocked punt in 2022
- ✦ Started all 12 games tallying 48 tackles, one interception and one fumble recovery in 2021; added 19 kick returns for 424 yards (22.3 avg.) and 12 punt returns for 105 yards (8.8 avg.)
- ✦ Earned All-Big 12 honorable mention as a kick/punt returner and was named the Big 12 Special Teams Player of the Year after appearing in 10 games (nine starts) in 2020; compiled 31 tackles, six passes defended and half a tackle for loss (added 17 kick returns for 564 yards and a TD)
- ✦ His 31.7 yards per return was the third-highest in single-season program history
- ✦ Played in all 13 games (nine starts) tallying 35 tackles with 3.5 tackles for loss, three passes defended, three interceptions, one forced fumble and one fumble recovery in 2019
- ✦ Appeared in 13 games (one start) totaling four catches for five yards and four rushes for eight yards in 2018; added nine punt returns for 118 yards (13.1 avg.) and one TD and 10 kick returns for 202 yards (20.2 avg.)
- ✦ 2020 Big 12 Special Teams Player of the Year
- ✦ Earned All-Big 12 honorable mention as a returner in 2020
- ✦ Named Big 12 Special Teams Player of the Week three times
- ✦ Two-time member of the Big 12 Commissioner's Honor Roll (Spring 2020, Fall 2021)

D'SHAWN JAMISON'S NFL REGULAR SEASON DEFENSIVE STATISTICS

DATE	TEAM	GP	GS	TACKLES							INTERCEPTIONS					O. FUMB			ST			MISC							
				TK	S	A	TFL	YDS	SK	YDS	QBH	NO	YDS	LG	TD	PD	FF	FR	TD	YDS	TK	S	A	FF	FR	S	A		
2023	Panthers	15	2	5	3	2	0	0	0.0	0.0	0.0	0	0	0	0	1	0	0	0	0	0	0	5	3	2	0	0	0	0
2024	Panthers	0	0	0	0	0	0	0	0.0	0.0	0.0	0	0	0	0	0	0	0	0	0	0	0	0	0	0	0	0	0	0
Went from Carolina to Pittsburgh.																													
2024	Steelers	0	0	0	0	0	0	0	0.0	0.0	0.0	0	0	0	0	0	0	0	0	0	0	0	0	0	0	0	0	0	0
2024	TOTAL	0	0	0	0	0	0	0	0.0	0.0	0.0	0	0	0	0	0	0	0	0	0	0	0	0	0	0	0	0	0	0
NFL TOTALS		15	2	5	3	2	0	0	0.0	0.0	0.0	0	0	0	0	1	0	0	0	0	0	0	5	3	2	0	0	0	0



D'SHAWN JAMISON'S NFL POSTSEASON DEFENSIVE STATISTICS

DATE	TEAM	GP	GS	TACKLES							INTERCEPTIONS					O. FUMB			ST				MISC				
				TK	S	A	TFL	YDS	SK	YDS	QBH	NO	YDS	LG	TD	PD	FF	FR	TD	YDS	TK	S	A	FF	FR	S	A
2024	Steelers	0	0	0	0	0	0	0	0.0	0.0	0	0	0	0	0	0	0	0	0	0	0	0	0	0	0	0	0
NFL TOTALS		0	0	0	0	0	0	0	0.0	0.0	0	0	0	0	0	0	0	0	0	0	0	0	0	0	0	0	0

SINGLE-GAME HIGHS: DEFENSIVE

Total Tackles 2 at Detroit Lions, Oct 08, 2023
 1 at Tampa Bay Buccaneers, Dec 03, 2023
 ...2 more at 1.

Solo Tackles 1 at Tampa Bay Buccaneers, Dec 03, 2023
 1 at Tennessee Titans, Nov 26, 2023
 ...1 more at 1.

Passes Defended 1 vs. Minnesota Vikings, Oct 01, 2023
 Special Teams Tackles 1 at Tennessee Titans, Nov 26, 2023
 1 at Seattle Seahawks, Sep 24, 2023
 ...1 more at 1.

2024 GAME-BY-GAME REGULAR-SEASON STATISTICS (STEELERS)


DATE	OPPONENT	P/S	TACKLES							INTERCEPTIONS					O. FUMB			ST				MISC		W/L	SCORE				
			TK	S	A	SK	YDS	TFL	YDS	QBH	NO	YDS	LG	TD	PD	FF	FR	TD	YDS	TK	S	A	FF			FR	S	A	
11/17	Ravens		PRACTICE SQUAD																							W	18-16		
2024 TOTALS			0	0	0	0.0	0.0	0	0	0	0	0	0	0	0	0	0	0	0	0	0	0	0	0	0	0	0	0	1-0

2023 GAME-BY-GAME REGULAR-SEASON STATISTICS (PANTHERS)

DATE	OPPONENT	P/S	TACKLES							INTERCEPTIONS					O. FUMB			ST				MISC		W/L	SCORE			
			TK	S	A	SK	YDS	TFL	YDS	QBH	NO	YDS	LG	TD	PD	FF	FR	TD	YDS	TK	S	A	FF			FR	S	A
09/10	at Falcons		ON INACTIVE LIST																							L	10-24	
09/18	Saints	P	0	0	0	0.0	0.0	0	0	0	0	0	0	0	0	0	0	0	0	1	0	1	0	0	0	0	L	17-20
09/24	at Seahawks	P	0	0	0	0.0	0.0	0	0	0	0	0	0	0	0	0	0	0	0	1	0	1	0	0	0	0	L	27-37
10/01	Vikings	P	1	0	1	0.0	0.0	0	0	0	0	0	0	0	1	0	0	0	0	0	0	0	0	0	0	0	L	13-21
10/08	at Lions	S	2	1	1	0.0	0.0	0	0	0	0	0	0	0	0	0	0	0	0	0	0	0	0	0	0	0	L	24-42
10/15	at Dolphins	S	0	0	0	0.0	0.0	0	0	0	0	0	0	0	0	0	0	0	0	0	0	0	0	0	0	0	L	21-42
10/29	Texans	P	0	0	0	0.0	0.0	0	0	0	0	0	0	0	0	0	0	0	0	0	0	0	0	0	0	0	W	15-13
11/05	Colts	P	0	0	0	0.0	0.0	0	0	0	0	0	0	0	0	0	0	0	0	0	0	0	0	0	0	0	L	13-27
11/09	at Bears	P	0	0	0	0.0	0.0	0	0	0	0	0	0	0	0	0	0	0	0	0	0	0	0	0	0	0	L	13-16
11/19	Cowboys	P	0	0	0	0.0	0.0	0	0	0	0	0	0	0	0	0	0	0	0	0	0	0	0	0	0	0	L	10-33
11/26	at Titans	P	1	1	0	0.0	0.0	0	0	0	0	0	0	0	0	0	0	0	0	1	1	0	0	0	0	0	L	10-17
12/03	at Buccaneers	P	1	1	0	0.0	0.0	0	0	0	0	0	0	0	0	0	0	0	0	0	0	0	0	0	0	0	L	18-21
12/10	at Saints	P	0	0	0	0.0	0.0	0	0	0	0	0	0	0	0	0	0	0	0	0	0	0	0	0	0	0	L	6-28
12/17	Falcons		ON INACTIVE LIST																							W	9-7	
12/24	Packers	P	0	0	0	0.0	0.0	0	0	0	0	0	0	0	0	0	0	0	0	0	0	0	0	0	0	0	L	30-33
12/31	at Jaguars	P	0	0	0	0.0	0.0	0	0	0	0	0	0	0	0	0	0	0	0	2	2	0	0	0	0	0	L	0-26
01/07	Buccaneers	P	0	0	0	0.0	0.0	0	0	0	0	0	0	0	0	0	0	0	0	0	0	0	0	0	0	0	L	0-9
2023 TOTALS		15-2	5	3	2	0.0	0.0	0	0	0	0	0	0	0	1	0	0	0	0	5	3	2	0	0	0	0	2-15	

2024 GAME-BY-GAME POSTSEASON STATISTICS (STEELERS)

DATE	OPPONENT	P/S	TACKLES							INTERCEPTIONS					O. FUMB			ST				MISC		W/L	SCORE		
			TK	S	A	SK	YDS	TFL	YDS	QBH	NO	YDS	LG	TD	PD	FF	FR	TD	YDS	TK	S	A	FF			FR	S
01/11	at Ravens		PRACTICE SQUAD																							L	14-28
2024 TOTALS			0	0	0	0.0	0.0	0	0	0	0	0	0	0	0	0	0	0	0	0	0	0	0	0	0	0	0-1



BRANDON JOHNSON

WR
HEIGHT: 6-2
WEIGHT: 195
BORN: July 26, 1998
COLLEGE: Central Florida

HOW ACQUIRED: FA '24
NFL EXPERIENCE: 3rd year
BIRTHPLACE: Fort Lauderdale, FL



PRO CAREER

- ✦ Has played in 23 regular-season games (three starts) over three-year NFL career (Denver 2022-23; Pittsburgh 2024)
- ✦ Has registered 26 receptions for 335 yards (12.9 avg.) with five TDs and one two-point conversion
- ✦ His five TD receptions were tied for the third-most by a Broncos' undrafted player in his first two seasons in the League
- ✦ Made NFL debut in Week 11 of 2022 (vs. San Las Vegas)
- ✦ Made NFL starting debut in Week 15 of 2022 (vs. Arizona)

2024 (STEELERS)

- ✦ Played in three regular-season games (no starts)
- ✦ Caught one pass for nine yards
- ✦ Spent the entire season on the Practice Squad

2023 (BRONCOS)

- ✦ Played in 13 regular-season games (two starts)
- ✦ Caught 19 passes for 284 yards (14.9 avg.) with four TDs
- ✦ Caught two passes for 31 yards (15.5 avg.), including a game-high 21-yard pass in the season opener vs. Las Vegas
- ✦ Recorded his first career multi-score game, including 16-yard and 50-yard TD receptions, and finished with 66 receiving yards on two catches (33.0 avg.) vs. Washington in Week 2
- ✦ Caught the last-second hail mary pass after the ball was deflected at the end of the game versus the Commanders
- ✦ Recorded a four-yard TD reception to help start a 21-point comeback in the win at Chicago in Week 4
- ✦ Caught three passes for 47 yards (15.7 avg.), including a 21-yard TD, and also converted one two-point conversion vs. New England in Week 16
- ✦ Set a career high with four receptions for 27 yards (6.8 avg.) vs. L.A. Chargers in Week 17
- ✦ Set a career high with 88 receiving yards on four catches (22.0 avg.) at Las Vegas in Week 18

2022 (BRONCOS)

- ✦ Played in seven regular-season games (one start)
- ✦ Caught six passes for 42 yards (7.0 avg.) and one TD
- ✦ Competed with Denver during training camp before being released then signed to the practice squad on Oct. 17
- ✦ Made NFL debut in Week 11 of 2022 (vs. San Las Vegas)
- ✦ Made NFL starting debut in Week 15 of 2022 (vs. Arizona)
- ✦ Registered his first career NFL TD at Carolina in Week 12

TRANSACTIONS

- ✦ Signed a Reserve/Future contract with Pittsburgh on Jan. 14, 2025
- ✦ Restored to the Steelers Practice Squad on Oct. 28, 2024
- ✦ Elevated to the Pittsburgh Active/Inactive Roster from the Practice Squad on Oct. 29, 2024
- ✦ Restored to the Steelers Practice Squad on Oct. 21, 2024
- ✦ Elevated to the Pittsburgh Active/Inactive Roster from the Practice Squad on Oct. 19, 2024
- ✦ Restored to the Steelers Practice Squad on Oct. 7, 2024
- ✦ Elevated to the Pittsburgh Active/Inactive Roster from the Practice Squad on Oct. 5, 2024
- ✦ Signed to the Steelers Practice Squad on Aug. 30, 2024
- ✦ Waived by Denver on Aug. 27, 2024
- ✦ Elevated to the Broncos Active/Inactive Roster from the Practice Squad on Dec. 3, 2022
- ✦ Restored to the Denver Practice Squad on Nov. 28, 2022
- ✦ Elevated to the Broncos Active/Inactive Roster from the Practice Squad on Nov. 26, 2022
- ✦ Restored to the Denver Practice Squad on Nov. 21, 2022
- ✦ Elevated to the Broncos Active/Inactive Roster from the Practice Squad on Nov. 19, 2022
- ✦ Signed to the Denver Practice Squad on Oct. 18, 2022
- ✦ Waived by the Broncos on Sept. 6, 2022
- ✦ Signed with Denver as an undrafted rookie free agent on May 13, 2022

PERSONAL

- ✦ Attended American Heritage H.S. (Plantation, Fla.), where he was a PrepStar All-Southeast Region selection during his tenure
- ✦ As a senior in 2015, he caught 20 passes for 237 yards (11.9 avg.) with three TDs
- ✦ Born on July 26, 1998 in Fort Lauderdale, Fla.

COLLEGE

- ✦ Played one season at UCF (2021), where he started 12 of 13 games played and caught 38 passes for 565 yards (14.9 avg.) and 11 TDs
- ✦ Recorded the eighth-most TDs (11) in single-season program history, while ranking first on the team, second in the American Athletic Conference and 16th in the nation
- ✦ Played five seasons at Tennessee (2016-20) prior to transferring to UCF, finishing with 79 catches for 969 yards (12.3 avg.) with one TD over 46 career games (15 starts)
- ✦ Registered 19 catches for 231 yards (12.2 avg.) in nine games played in 2020



BRANDON JOHNSON'S NFL REGULAR SEASON RUSHING/RECEIVING STATISTICS

DATE	TEAM	GP	GS	RECEIVING					RUSHING				
				NO.	YDS.	AVG.	LG	TD	NO.	YDS.	AVG.	LG	TD
2022	Broncos	7	1	6	42	7.0	12	1	0	0	0.0	0	0
2023	Broncos	13	2	19	284	14.9	50t	4	0	0	0.0	0	0
2024	Broncos	0	0	0	0	0.0	0	0	0	0	0.0	0	0
				Went from Denver to Pittsburgh.									
2024	Steelers	0	0	1	9	9.0	9	0	0	0	0.0	0	0
2024	TOTAL	0	0	1	9	9.0	9	0	0	0	0.0	0	0
NFL TOTALS		20	3	26	335	12.9	50T	5	0	0	0.0	0	0

BRANDON JOHNSON'S NFL POSTSEASON RUSHING/RECEIVING STATISTICS

DATE	TEAM	GP	GS	RECEIVING					RUSHING				
				NO.	YDS.	AVG.	LG	TD	NO.	YDS.	AVG.	LG	TD
2024	Steelers	0	0	0	0	0.0	0	0	0	0	0.0	0	0
NFL TOTALS		0	0	0	0	0.0	0	0	0	0	0.0	0	0

BRANDON JOHNSON'S NFL REGULAR SEASON RETURN STATISTICS

DATE	TEAM	KICKOFF RETURNS					PUNT RETURNS					
		RET.	YDS.	AVG.	LG	TD	NO.	FC	YDS.	AVG.	LG	TD
2022	Broncos	0	0	0.0	0	0	1	0	0	0.0	0	0
2023	Broncos	0	0	0.0	0	0	0	0	0	0.0	0	0
2024	Broncos	0	0	0.0	0	0	0	0	0	0.0	0	0
				Went from Denver to Pittsburgh.								
2024	Steelers	0	0	0.0	0	0	0	0	0	0.0	0	0
2024	TOTAL	0	0	0.0	0	0	0	0	0	0.0	0	0
NFL TOTALS		0	0	0.0	0	0	1	0	0	0.0	0	0

BRANDON JOHNSON'S NFL POSTSEASON RETURN STATISTICS

DATE	TEAM	KICKOFF RETURNS					PUNT RETURNS					
		RET.	YDS.	AVG.	LG	TD	NO.	FC	YDS.	AVG.	LG	TD
2024	Steelers	0	0	0.0	0	0	0	0	0	0.0	0	0
NFL TOTALS		0	0	0.0	0	0	0	0	0	0.0	0	0

SINGLE-GAME HIGHS: RUSHING/RECEIVING

- Receptions: 4 at Las Vegas Raiders, Jan 07, 2024
- Receiving Yards: 88 at Las Vegas Raiders, Jan 07, 2024
- Receiving Average: 22.0 at Las Vegas Raiders, Jan 07, 2024
- Longest Receptions: 50t vs. Washington Commanders, Sep 17, 2023
- Receiving TDs: 2 vs. Washington Commanders, Sep 17, 2023
- All-Purpose Yards: 88 at Las Vegas Raiders, Jan 07, 2024
- Punt Returns: 1 vs. Los Angeles Chargers, Jan 08, 2023
- Most TDs: 2 vs. Washington Commanders, Sep 17, 2023
- Scrimmage Yards: 88 at Las Vegas Raiders, Jan 07, 2024

2024 GAME-BY-GAME REGULAR-SEASON STATISTICS (BRONCOS/STEELERS)

DATE	OPPONENT	P/S	RECEIVING					RUSHING					W/L	SCORE
			NO.	YDS.	AVG.	LG	TD	NO.	YDS.	AVG.	LG	TD		
09/08	at Seahawks												L	20-26
09/15	Steelers												L	6-13
09/22	at Buccaneers												W	26-7
09/29	at Jets												W	10-9
10/06	Raiders												W	34-18
10/13	Chargers												L	16-23
10/17	at Saints												W	33-10
10/27	Panthers												W	28-14
11/03	at Ravens												L	10-41
11/10	at Chiefs												L	14-16
11/17	Falcons												W	38-6
11/24	at Raiders												W	29-19
12/02	Browns												W	41-32
				Went from Broncos to Steelers.										
12/08	Browns												W	27-14
				Went from Steelers to Broncos.										
12/15	Colts												W	31-13
12/19	at Chargers												L	27-34
12/28	at Bengals												L	24-30+
01/05	Chiefs												W	38-0
2024 TOTALS		0-0	0	0	0.0	0	0	0	0	0.0	0	0	11-7	

+ - Overtime



2023 GAME-BY-GAME REGULAR-SEASON STATISTICS (BRONCOS)

DATE	OPPONENT	P/S	RECEIVING					RUSHING					W/L	SCORE
			NO.	YDS.	AVG.	LG	TD	NO.	YDS.	AVG.	LG	TD		
09/10	Raiders	P	2	31	15.5	21	0	0	0	0.0	0	0	L	16-17
09/17	Commanders	S	2	66	33.0	50t	2	0	0	0.0	0	0	L	33-35
09/24	at Dolphins	P	2	12	6.0	8	0	0	0	0.0	0	0	L	20-70
10/01	at Bears	P	1	4	4.0	4t	1	0	0	0.0	0	0	W	31-28
10/08	Jets	P	1	9	9.0	9	0	0	0	0.0	0	0	L	21-31
10/12	at Chiefs	S	0	0	0.0	0	0	0	0	0.0	0	0	L	8-19
10/22	Packers	P	0	0	0.0	0	0	0	0	0.0	0	0	W	19-17
10/29	Chiefs												W	24-9
11/13	at Bills												W	24-22
11/19	Vikings												W	21-20
11/26	Browns												W	29-12
12/03	at Texans	P	0	0	0.0	0	0	0	0	0.0	0	0	L	17-22
12/10	at Chargers	P	0	0	0.0	0	0	0	0	0.0	0	0	W	24-7
12/16	at Lions	P	0	0	0.0	0	0	0	0	0.0	0	0	L	17-42
12/24	Patriots	P	3	47	15.7	21t	1	0	0	0.0	0	0	L	23-26
12/31	Chargers	P	4	27	6.8	10	0	0	0	0.0	0	0	W	16-9
01/07	at Raiders	P	4	88	22.0	36	0	0	0	0.0	0	0	L	14-27
2023 TOTALS		13-2	19	284	14.9	50T	4	0	0	0.0	0	0	8-9	


2022 GAME-BY-GAME REGULAR-SEASON STATISTICS (BRONCOS)

DATE	OPPONENT	P/S	RECEIVING					RUSHING					W/L	SCORE
			NO.	YDS.	AVG.	LG	TD	NO.	YDS.	AVG.	LG	TD		
09/12	at Seahawks												L	16-17
09/18	Texans												W	16-9
09/25	49ers												W	11-10
10/02	at Raiders												L	23-32
10/06	Colts												L	9-12+
10/17	at Chargers												L	16-19+
10/23	Jets												L	9-16
10/30	at Jaguars												W	21-17
11/13	at Titans												L	10-17
11/20	Raiders												L	16-22+
11/27	at Panthers												L	10-23
12/04	at Ravens												L	9-10
12/11	Chiefs												L	28-34
12/18	Cardinals	S	3	30	10.0	12	0	0	0	0.0	0	0	W	24-15
12/25	at Rams												L	14-51
01/01	at Chiefs	P	0	0	0.0	0	0	0	0	0.0	0	0	L	24-27
01/08	Chargers	P	0	0	0.0	0	0	0	0	0.0	0	0	W	31-28
2022 TOTALS		3-1	3	30	10.0	12	0	0	0	0.0	0	0	5-12	

+ - Overtime

2024 GAME-BY-GAME POSTSEASON STATISTICS (STEELERS)

DATE	OPPONENT	P/S	RECEIVING					RUSHING					W/L	SCORE
			NO.	YDS.	AVG.	LG	TD	NO.	YDS.	AVG.	LG	TD		
01/11	at Ravens												L	14-28
2024 TOTALS		0-0	0	0	0.0	0	0	0	0	0.0	0	0	0-1	



KALEB JOHNSON

RB

HEIGHT: 6-1
WEIGHT: 224
BORN: August 14, 2003
COLLEGE: Iowa

NOW ACQUIRED: 03 '25
NFL EXPERIENCE: R
BIRTHPLACE: Hamilton, OH



PRO CAREER

- ✦ Has yet to make NFL debut

TRANSACTIONS

- ✦ Drafted by Pittsburgh in the third round (83rd overall) of the 2025 NFL Draft

PERSONAL

- ✦ Attended Hamilton Vista H.S. (Hamilton, Ohio), where he earned first-team all-state honors as a senior
- ✦ First-team all-conference as a junior
- ✦ Honorable mention all-conference as a sophomore
- ✦ AP Scholar and Honor Roll student as a prep
- ✦ Three-year football letterman as running back
- ✦ Helped prep team reach state playoffs as a junior and senior
- ✦ Registered 155 rushing attempts for 1,004 yards and 15 TDs as a senior
- ✦ His 11.4 carries for 786 yards and eight TDs as a junior
- ✦ His 878 yards and nine TDs on 141 rushing attempts as a sophomore
- ✦ His 140 rushing attempts for 631 yards and three TDs as a freshman
- ✦ Team captain as a junior and senior
- ✦ Competed in basketball and track
- ✦ Mother is Juanielle Finley and grandfather is Jeffery Strader

COLLEGE


- ✦ Played three seasons as a running back at Iowa (2022-24), where he recorded 2,779 rushing yards on 508 carries, which ranks sixth in program history
- ✦ 17th player in school history to rush for over 2,000 yards and was the 51st player in school history to rush for over 1,000 career yards
- ✦ Fifth player in program history to record two 200+ yard rushing games
- ✦ Registered 12 100+ yard rushing games, which ranks sixth in program history
- ✦ His 30 rushing TDs rank fourth and his 32 total TDs rank sixth in program history
- ✦ FWAA, Phil Steele, Sporting News, and Walter Camp first-team All-America in 2024
- ✦ 2024 Ameche-Dayne Big Ten Running Back of the Year
- ✦ 2024 First Team All-Big Ten (coaches, media)
- ✦ 2024 Doak Walker Award finalist
- ✦ Led Iowa in rushing with 1,537 yards on 240 carries (6.4 yards per carry avg.) and 21 TDs with a long run of 75 yards in 2024
- ✦ Registered 22 receptions for 188 yards (long of 72 yards) and two TDs in 2024
- ✦ Led the Big Ten and ranked sixth in the nation in total points scored (138), rushing TDs (21), and rushing yards/game (128.1) in 2024
- ✦ Led the Big Ten and ranked seventh in the nation in rushing yards (1,537)
- ✦ Led the Big Ten and ranked eighth in the nation in all-purpose yards (1,725)
- ✦ His total points scored (138), total TDs (23) and rushing TDs (21) are single-season school records, while the rushing yards (1,537) rank third in single-season program history
- ✦ Led the Big Ten and ranked 12th in the nation rush yards/carry (6.4)
- ✦ Scored at least one TD in the last 12 games, which is the longest stretch in program history, and scored multiple TDs in seven games, which is believed to be a school record
- ✦ Had 21 20+ yard rushes, six 40+ yard rushes and nine TD runs of 25+ yards
- ✦ His eight 100+ yard games this season rank second in program history

KALEB JOHNSON'S COLLEGE RUSHING/RECEIVING STATISTICS

DATE	TEAM	RUSHING								RECEIVING			
		GP	GS	NO.	YDS.	AVG.	LG	TD	NO.	YDS.	AVG.	LG	TD
2022	Iowa	13	6	151	779	5.2	75	6	4	27	6.8	14	0
2023	Iowa	14	5	117	463	4.0	67	3	3	25	8.3	13	0
2024	Iowa	12	11	240	1,537	6.4	75	21	22	188	8.5	72	2
TOTALS		39	22	508	2,779	5.5	75	30	29	240	8.3	72	2

KALEB JOHNSON'S COLLEGE RETURN STATISTICS

DATE	TEAM	KICKOFF RETURNS					PUNT RETURNS					
		RET.	YDS.	AVG.	LG	TD	NO.	FC	YDS.	AVG.	LG	TD
2022	Iowa	13	325	25.0	42	0	0	0	0	0.0	0	0
2023	Iowa	2	77	38.5	54	0	0	0	0	0.0	0	0
2024	Iowa	0	0	0.0	0	0	0	0	0	0.0	0	0
TOTALS		15	402	26.8	54	0	0	0	0	0.0	0	0



QUINDELL JOHNSON

S
HEIGHT: 6-1
WEIGHT: 205
BORN: November 5, 1999
COLLEGE: Memphis

NOW ACQUIRED: FA '25
NFL EXPERIENCE: 2nd year
BIRTHPLACE: New Orleans, LA



PRO CAREER

- ✦ Has played in nine regular-season games (no starts) over his two-year NFL career (L.A. Rams 2023, 2024; Chicago 2023-24; San Francisco 2025; Pittsburgh 2025)
- ✦ Has registered two tackles (one solo), one interception and one pass defended
- ✦ Made NFL debut in Week 2 of 2023 (Chicago at Tampa Bay)

TRANSACTIONS

- ✦ Signed with Pittsburgh on June 4, 2025
- ✦ Waived by San Francisco on May 13, 2025
- ✦ Signed a Reserve/Future contract with the 49ers on Jan. 22, 2025
- ✦ Signed to the L.A. Rams practice squad on Sept. 18, 2024
- ✦ Signed to the Chicago practice squad on Aug. 26, 2024
- ✦ Waived by the Bears on Aug. 26, 2024
- ✦ Claimed off waivers by Chicago on Aug. 30, 2023
- ✦ Waived by L.A. Rams on Aug. 29, 2023
- ✦ Signed with L.A. Rams as an undrafted rookie free agent on May 2, 2023

PERSONAL

- ✦ Attended Edna Karr H.S. (Chula Vista, Calif.), where he helped lead the Cougars to back-to-back Louisiana High School Athletic Association (LHSAA) Class 4A state championships
- ✦ Three-year varsity performer in the defensive backfield for head coach Brice Brown
- ✦ The two title teams combined to go 29-1 in 2016 (14-0 record) and 2017 (15-1 record)
- ✦ As a senior in 2017, helped the Edna Karr defense hold opponents to only 14.0 points/game in the regular season and just 18.4 points/game in five playoff games
- ✦ Also led the Cougars to three-straight District 9-4A titles (2015-17)
- ✦ Helped Edna Karr to the 2015 LHSAA Class 4A state title game, where the Cougars finished as runner-up
- ✦ Also played basketball at Edna Karr
- ✦ Son of Darell and LaSheeda Johnson
- ✦ Twin brother, Kendell, also played for Memphis

COLLEGE

- ✦ Played in 50 games (50 starts) in five seasons at Memphis (2018-22), where he registered 320 tackles (226 solo), 10 interceptions and 34 pass breakups
- ✦ Started all 12 games as a redshirt senior in 2022
- ✦ Recorded 77 tackles (52 solo), 5.5 tackles for loss, four interceptions, four pass breakups, two forced fumbles and a fumble recovery
- ✦ Ranked 22nd in the nation and led AAC in interceptions in 2022
- ✦ As a redshirt junior in 2021, was one of six players to start all 12 games for Memphis
- ✦ Totaled 104 tackles (66 solo), 4.5 tackles for loss, 1.0 sack, one interception, 11 pass breakups, one quarterback hurry and one fumble recovery in 2021
- ✦ Had at three games with at least 10 tackles in 2021
- ✦ Ranked 12th in nation with 5.5 solo tackles per game in 2021
- ✦ Appeared in 11 games (nine starts) as a redshirt sophomore in 2020
- ✦ Registered 81 tackles (61 solo), two tackles for loss, three interceptions, five pass breakups, two forced fumbles, one fumble recovery and one blocked kick in 2020
- ✦ Led AAC in solo tackles in 2020
- ✦ As a redshirt freshman in 2019, appeared in 14 games (four starts)
- ✦ One of three Tigers to lead the team in interceptions in 2019
- ✦ Ranked fifth in tackles with 58 (48 solo) in 2019
- ✦ Had at least five tackles in five games in 2019
- ✦ Finished with 3.5 tackles for loss and six pass breakups in 2019

QUINDELL JOHNSON'S NFL REGULAR SEASON DEFENSIVE STATISTICS

DATE	TEAM	GP	GS	TACKLES										INTERCEPTIONS				O. FUMB.				ST				MISC.			
				TK	S	A	TFL	YDS	SK	YDS	QBH	NO	YDS	LG	TD	PD	FF	FR	TD	YDS	TK	S	A	FF	FR	S	A		
2023	Bears	9	0	2	1	1	0	0	0.0	0.0	0.0	0	1	0	0	0	1	0	0	0	1	1	0	0	0	0	0		
2024	Bears	0	0	0	0	0	0	0	0.0	0.0	0.0	0	0	0	0	0	0	0	0	0	0	0	0	0	0	0			
NFL TOTALS		9	0	2	1	1	0	0	0.0	0.0	0.0	0	1	0	0	1	0	0	0	1	1	0	0	0	0	0			



QUINDELL JOHNSON'S NFL POSTSEASON DEFENSIVE STATISTICS

DATE	TEAM	GP	GS	TACKLES							INTERCEPTIONS					O. FUMB			ST				MISC			
				TK	S	A	SK	YDS	TFL	YDS	QBH	NO	YDS	LG	TD	PD	FF	FR	TD	YDS	TK	S	A	FF	FR	S
2024	Rams	0	0	0	0	0	0	0	0.0	0.0	0	0	0	0	0	0	0	0	0	0	0	0	0	0	0	0
NFL TOTALS		0	0	0	0	0	0	0	0.0	0.0	0	0	0	0	0	0	0	0	0	0	0	0	0	0	0	

SINGLE-GAME HIGHS: DEFENSIVE

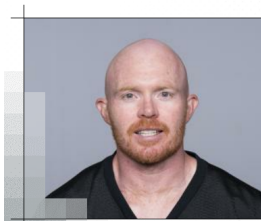
Total Tackles 1 at Tampa Bay Buccaneers, Sep 17, 2023 Passes Defended 1 at Kansas City Chiefs, Sep 24, 2023

2024 GAME-BY-GAME POSTSEASON STATISTICS (RAMS)

DATE	OPPONENT	P/S	TACKLES							INTERCEPTIONS					O. FUMB			ST				MISC		W/L	SCORE			
			TK	S	A	SK	YDS	TFL	YDS	QBH	NO	YDS	LG	TD	PD	FF	FR	TD	YDS	TK	S	A	FF			FR	S	A
01/13	Vikings		PRACTICE SQUAD																								W	27-9
01/19	at Eagles		PRACTICE SQUAD																								L	22-28
2024 TOTALS			0	0	0	0	0	0	0	0	0	0	0	0	0	0	0	0	0	0	0	0	0	0	0	0	0	1-1

2023 GAME-BY-GAME REGULAR-SEASON STATISTICS (BEARS)

DATE	OPPONENT	P/S	TACKLES							INTERCEPTIONS					O. FUMB			ST				MISC		W/L	SCORE						
			TK	S	A	SK	YDS	TFL	YDS	QBH	NO	YDS	LG	TD	PD	FF	FR	TD	YDS	TK	S	A	FF			FR	S	A			
09/10	Packers		ON INACTIVE LIST																								L	20-38			
09/17	at Buccaneers	P	1	1	0	0.0	0.0	0	0	0	0	0	0	0	0	0	0	0	0	0	0	0	0	0	0	0	L	17-27			
09/24	at Chiefs	P	1	0	1	0.0	0.0	0	0	0	1	0	0	0	1	0	0	0	0	0	0	0	0	0	0	0	L	10-41			
10/01	Broncos	P	0	0	0	0.0	0.0	0	0	0	0	0	0	0	0	0	0	0	0	0	0	0	0	0	0	L	28-31				
10/05	at Commanders	P	0	0	0	0.0	0.0	0	0	0	0	0	0	0	0	0	0	0	0	0	0	0	0	0	0	W	40-20				
10/15	Vikings	P	0	0	0	0.0	0.0	0	0	0	0	0	0	0	0	0	0	0	0	0	0	0	0	0	0	L	13-19				
10/22	Raiders	P	0	0	0	0.0	0.0	0	0	0	0	0	0	0	0	0	0	0	0	0	0	0	0	0	0	W	30-12				
10/29	at Chargers	P	0	0	0	0.0	0.0	0	0	0	0	0	0	0	0	0	0	0	0	0	0	0	0	0	0	L	13-30				
11/05	at Saints	P	0	0	0	0.0	0.0	0	0	0	0	0	0	0	0	0	0	0	0	0	0	0	1	1	0	0	L	17-24			
11/09	Panthers	P	0	0	0	0.0	0.0	0	0	0	0	0	0	0	0	0	0	0	0	0	0	0	0	0	0	W	16-13				
11/19	at Lions		ON INACTIVE LIST																								L	26-31			
11/27	at Vikings		ON INACTIVE LIST																								W	12-10			
12/10	Lions		ON INACTIVE LIST																								W	28-13			
12/17	at Browns		ON INACTIVE LIST																								L	17-20			
12/24	Cardinals		ON INACTIVE LIST																								W	27-16			
12/31	Falcons		ON INACTIVE LIST																								W	37-17			
01/07	at Packers		ON INACTIVE LIST																								L	9-17			
2023 TOTALS			9-0	2	1	1	0.0	0.0	0	0	0	1	0	0	0	1	0	0	0	0	0	0	1	1	1	0	0	0	0	0	7-10



CAMERON JOHNSTON

P
HEIGHT: 5-11
WEIGHT: 194
BORN: February 24, 1992
COLLEGE: Ohio State

HOW ACQUIRED: FA '24
NFL EXPERIENCE: 8th year
BIRTHPLACE: Geelong, Australia



PRO CAREER

- ✦ Has played in 96 regular-season games over his seven-year NFL career (Philadelphia 2018-20; Houston 2021-23; Pittsburgh 2024)
- ✦ Has punted 447 times for 21,132 yards (47.3 avg. / 42.3 net) with 28 touchbacks and 183 punts inside of the 20-yard line
- ✦ Since 2018, when he entered the NFL, ranks in the top-10 among punters in punts (447, 7th), punting yards (21,132, 7th), net punting yards (18,930, 6th), punts inside of the 20-yard line (183, 4th), punts inside of the 10-yard line (67, 7th) and punts inside of the five-yard line (21, t-8th)
- ✦ Injured Week 1 of 2024 and missed the rest of the season
- ✦ Made NFL debut in Week 1 of 2018 (vs. Atlanta)

2024 (STEELERS)

- ✦ Injured Week 1 of 2024 and missed the rest of the season
- ✦ Placed on the Reserve/Injured List on Sept. 10
- ✦ Played in one regular-season game
- ✦ Punted twice for 103 yards (51.5 avg.) with one of those punts landing inside the 20-yard line

2023 (TEXANS)

- ✦ Played in 13 regular-season games
- ✦ Punted 66 times for 3,145 yards (47.7 avg.) with 30 of those punts landing inside the 20-yard line
- ✦ Made his season debut at Atlanta in Week 5 and punted six times for 234 yards (39.0 avg.)
- ✦ Punted six times for 287 yards (47.8 avg.) in Week 8 at Carolina, including a 74-yard punt from his own end zone, marking the longest punt in franchise history
- ✦ Recorded four punts for 184 yards (46.0 avg.) in the AFC Wild Card win vs. Cleveland
- ✦ Punted five times for 217 yards (43.4 avg.) in the Divisional Round at Baltimore

2022 (TEXANS)

- ✦ Played in 17 regular-season games
- ✦ Punted 88 times for 4,229 gross yards (48.1 avg.), 3,735 net yards (42.6 avg.), landing 37 punts inside the 20-yard line
- ✦ Tied his own single-season career highs in gross punt average and punts inside the 20-yard line
- ✦ Led the AFC and tied for the second highest mark in the NFL with his 37 punts inside of the 20-yard line, which also tied his own Texans single-season record
- ✦ Punted inside the 20-yard line on 42.05 percent of his punts, which also topped the AFC (min. 70 punts) and was fourth best in the NFL (min. 70 punts), as well as the fourth-highest single-season mark in Texans history
- ✦ Averaged 42.6 net yards per punt, ranking second in the AFC (min. 60 punts), while averaging 48.1 gross yards per punt, which ranked third in the AFC (min. 60 punts)
- ✦ In Week 3 at Chicago, landed 5-of-5 punts inside the 20-yard line, marking the first time in his career that 100 percent of his kicks landed inside the 20-yard line (min. three punts)

2021 (TEXANS)

- ✦ Played in 17 regular-season games
- ✦ Punted 88 times for 4,108 yards, both career highs, for an average of 46.7 yards per punt
- ✦ Posted a career-high 3,673 net punting yards (41.7 avg.)
- ✦ Pinned a franchise-record and career-high 37 punts inside the 20-yard line, finishing with the second-most punts inside the 20-yard line in the NFL
- ✦ Recorded five punts for 251 yards (50.2 avg.) with one punt inside the 20-yard line in Week 4 at Buffalo
- ✦ Punted five times for 212 yards (42.4 avg.), including a long of 55 yards and four punts inside the 20-yard line in Week 6 at Indianapolis
- ✦ Logged seven punts for 344 yards (49.1 avg.) with a career-long punt of 69 yards in Week 7 at Arizona and pinned a career-high two punts within the five-yard line
- ✦ Punted seven times for 364 yards (52.0 avg.), including a long of 63 yards, and pinned two punts inside the 20-yard line in Week 8 vs. L.A. Rams
- ✦ Punted seven times for 307 yards (43.9 avg.), including a long of 52 yards, and tied a career high with five punts inside the 20-yard line in Week 11 at Tennessee
- ✦ Booted five punts for 236 yards (47.2 avg.), including a long of 56 yards in Week 12 vs. N.Y. Jets
- ✦ Punted six times for 302 yards (50.3 avg.) with a long of 60 yards, pinning one punt inside the 20-yard line in Week 13 vs. Indianapolis
- ✦ Recorded four punts for 193 yards (48.3 avg.) with a long of 55 yards, pinning three punts inside the 20-yard line in Week 15 at Jacksonville
- ✦ Punted seven times for 328 yards (46.9 avg.) with a long of 53 yards, pinning one punt inside the 20-yard line in Week 17 at San Francisco

2020 (EAGLES)

- ✦ Played in 16 regular-season games
- ✦ Finished fourth in the NFL in both punting yards (3,318) and net punting yards (2,924), while also tying for sixth in the league in punts inside the 20-yard line (26)
- ✦ Logged a season-best 53.6 punting average and 50.2 net punting average in Week 1 at Washington
- ✦ Notched a season-high 307 punt yards on six punts (47.3 avg.) in Week 4 at San Francisco
- ✦ Tallied three punts inside the 20-yard line in Week 13 at Green Bay

2019 (EAGLES)

- ✦ Played in 16 regular-season games
- ✦ Punted 71 times for 3,292 yards (46.4 avg.) with 28 punts inside the 20-yard line and only four touchbacks on the season
- ✦ Recorded eight punts for a season-high 387 yards (48.4 avg.), including a season-long 61-yard punt in Week 11 vs. New England
- ✦ Posted a career-high five punts inside the 20-yard line in Week 14 vs. N.Y. Giants



2018 (EAGLES)

- ✦ Played in 16 regular-season games
- ✦ Set single-season franchise records in gross punting average (48.1) and net punting average (42.7)
- ✦ Ranked third and fourth, respectively, in the NFL in those categories
- ✦ Finished tied for fifth in the NFL in punts over 60 yards (five)
- ✦ Amassed a season-high 313 punting yards on six punts (52.2 avg.) in Week 1 vs. Atlanta
- ✦ Logged a season-long 68-yard punt in Week 4 at Tennessee
- ✦ Punted five times for 241 yards (48.2 avg.) with three landing inside the 20-yard line in the NFC Divisional Round matchup at New Orleans

2017 (EAGLES)

- ✦ Signed as a college free agent and spent the offseason with the team

TRANSACTIONS

- ✦ Placed on the Reserve/Injured List on Sept. 10, 2024
- ✦ Signed a three-year contract with Pittsburgh on March 19, 2024
- ✦ Signed a three-year contract with Houston on March 30, 2021
- ✦ Signed a one-year contract with Philadelphia on March 12, 2020
- ✦ Signed by the Eagles on Jan. 3, 2018
- ✦ Waived by Philadelphia on Sept. 2, 2017
- ✦ Signed with the Eagles as an undrafted rookie free agent on May 11, 2017

PERSONAL

- ✦ Attended St. Joseph's College in Newtown, Australia
- ✦ Came out of the Melbourne-based punter/kicker training ground Prokick Australia and was a former Australian Rules football player for Melbourne Football Club

COLLEGE

- ✦ Played four seasons at Ohio State (2013-16)
- ✦ Named Big Ten Edleman-Fields Punter of the Year and was a second-team All-America selection as a senior (2016) after totaling 57 punts for 2,614 yards (46.7 avg.)
- ✦ Earned second-team All-Big Ten Conference in his junior season (2015) after ranking second in the Big Ten in punting average (43.9), punts inside the 20-yard line (26) and 50-plus yard punts (18)
- ✦ Led the Big Ten with a 45.1-yard punting average on 48 punts as a sophomore (2014)
- ✦ Garnered second-team freshman All-American honors by College Football News in his true freshman season (2013) after leading all Big Ten punters with a 44.0 punting average

CAMERON JOHNSTON'S NFL REGULAR SEASON PUNTING STATISTICS

DATE	TEAM	GP	NO.	YDS.	AVG.	OPP. RET.	YDS.	NET YDS.	AVG.	TB	IN20	LG	BK
2017	Eagles	0	0	0	0.0	0	0	0	0.0	0	0	0	0
2018	Eagles	16	61	2,937	48.1	31	194	2,603	42.7	7	24	68	0
2019	Eagles	16	71	3,292	46.4	32	207	3,005	42.3	4	28	61	0
2020	Eagles	16	71	3,318	46.7	43	274	2,924	40.6	6	26	66	1
2021	Texans	17	88	4,108	46.7	45	355	3,673	41.7	4	37	69	0
2022	Texans	17	88	4,229	48.1	45	401	3,748	42.6	4	37	67	0
2023	Texans	13	66	3,145	47.7	29	183	2,902	44.0	3	30	74	0
2024	Steelers	1	2	103	51.5	31	28	75	37.5	0	1	58	0
NFL TOTALS		96	447	21,132	47.3	256	1,642	18,930	42.3	28	183	74	1

CAMERON JOHNSTON'S NFL POSTSEASON PUNTING STATISTICS

DATE	TEAM	GP	NO.	YDS.	AVG.	OPP. RET.	YDS.	NET YDS.	AVG.	TB	IN20	LG	BK
2018	Eagles	2	10	467	46.7	3	8	459	45.9	0	4	54	0
2019	Eagles	1	3	136	45.3	1	5	131	43.7	0	1	46	0
2023	Texans	2	9	401	44.6	2	13	368	40.9	1	5	54	0
2024	Steelers	0	0	0	0.0	0	0	0	0.0	0	0	0	0
NFL TOTALS		5	22	1,004	45.6	6	26	958	43.5	1	10	54	0

SINGLE-GAME HIGHS: PUNTER

Punts	8 at New York Jets, Dec 10, 2023 8 vs. Tennessee Titans, Oct 30, 2022 ...2 more at 8.	Longest Punts	74 at Carolina Panthers, Oct 29, 2023 69 vs. Denver Broncos, Dec 03, 2023 ...1 more at 69.
Gross Punting Yards	405 at New York Jets, Dec 10, 2023 387 vs. New York Giants, Dec 09, 2019 ...1 more at 387.	Inside the 20	5 at Chicago Bears, Sep 25, 2022 5 at Tennessee Titans, Nov 21, 2021 ...1 more at 5.
Gross Punting Avg	58.0 vs. Tampa Bay Buccaneers, Nov 05, 2023 56.0 at Tampa Bay Buccaneers, Sep 16, 2018	Rush Attempts	1 at Indianapolis Colts, Jan 06, 2024
Net Punting Yards	388 at New York Jets, Dec 10, 2023 362 vs. Los Angeles Rams, Oct 31, 2021 52.3 at Los Angeles Rams, Dec 16, 2018 51.7 vs. Los Angeles Rams, Oct 31, 2021	Special Teams Tackles	1 vs. Chicago Bears, Nov 03, 2019 1 vs. Detroit Lions, Sep 22, 2019 ...2 more at 1.



SINGLE-GAME HIGHS - POSTSEASON: PUNTER

Punts	5 at Baltimore Ravens, Jan 20, 2024 5 at New Orleans Saints, Jan 13, 2019 5 at Chicago Bears, Jan 06, 2019 4 vs. Cleveland Browns, Jan 13, 2024 3 vs. Seattle Seahawks, Jan 05, 2020	Net Punting Avg	46.6 at New Orleans Saints, Jan 13, 2019 45.2 at Chicago Bears, Jan 06, 2019 43.7 vs. Seattle Seahawks, Jan 05, 2020 41.2 at Baltimore Ravens, Jan 20, 2024 40.5 vs. Cleveland Browns, Jan 13, 2024
Gross Punting Yards	241 at New Orleans Saints, Jan 13, 2019 226 at Chicago Bears, Jan 06, 2019 217 at Baltimore Ravens, Jan 20, 2024 184 vs. Cleveland Browns, Jan 13, 2024 136 vs. Seattle Seahawks, Jan 05, 2020	Longest Punts	54 at Baltimore Ravens, Jan 20, 2024 54 at New Orleans Saints, Jan 13, 2019 53 at Chicago Bears, Jan 06, 2019 49 vs. Cleveland Browns, Jan 13, 2024 46 vs. Seattle Seahawks, Jan 05, 2020
Gross Punting Avg	48.2 at New Orleans Saints, Jan 13, 2019 46.0 vs. Cleveland Browns, Jan 13, 2024 45.3 vs. Seattle Seahawks, Jan 05, 2020 45.2 at Chicago Bears, Jan 06, 2019 43.4 at Baltimore Ravens, Jan 20, 2024	Inside the 20	3 vs. Cleveland Browns, Jan 13, 2024 3 at New Orleans Saints, Jan 13, 2019 2 at Baltimore Ravens, Jan 20, 2024 1 vs. Seattle Seahawks, Jan 05, 2020 1 at Chicago Bears, Jan 06, 2019
Net Punting Yards	233 at New Orleans Saints, Jan 13, 2019 226 at Chicago Bears, Jan 06, 2019 206 at Baltimore Ravens, Jan 20, 2024 162 vs. Cleveland Browns, Jan 13, 2024 131 vs. Seattle Seahawks, Jan 05, 2020		

2024 GAME-BY-GAME REGULAR-SEASON STATISTICS (STEELERS)

DATE	OPPONENT	NO.	YDS.	AVG.	OPP. RET.	YDS.	NET YDS.	AVG	TB	IN20	LG	BK	W/L	SCORE	
09/08	at Falcons	P	2	103	51.5	2	28	75	37.5	0	1	58	0	W	18-10
09/15	at Broncos						INJURED RESERVE						W	13-6	
09/22	Chargers						INJURED RESERVE						W	20-10	
09/29	at Colts						INJURED RESERVE						L	24-27	
10/06	Cowboys						INJURED RESERVE						L	17-20	
10/13	at Raiders						INJURED RESERVE						W	32-13	
10/20	Jets						INJURED RESERVE						W	37-15	
10/28	Giants						INJURED RESERVE						W	26-18	
11/10	at Commanders						INJURED RESERVE						W	28-27	
11/17	Ravens						INJURED RESERVE						W	18-16	
11/21	at Browns						INJURED RESERVE						L	19-24	
12/01	at Bengals						INJURED RESERVE						W	44-38	
12/08	Browns						INJURED RESERVE						W	27-14	
12/15	at Eagles						INJURED RESERVE						L	13-27	
12/21	at Ravens						INJURED RESERVE						L	17-34	
12/25	Chiefs						INJURED RESERVE						L	10-29	
01/04	Bengals						INJURED RESERVE						L	17-19	
2024 TOTALS		1	2	103	51.5	2	28	75	37.5	0	1	58	0	10-7	

2023 GAME-BY-GAME REGULAR-SEASON STATISTICS (TEXANS)

DATE	OPPONENT	NO.	YDS.	AVG.	OPP. RET.	YDS.	NET YDS.	AVG	TB	IN20	LG	BK	W/L	SCORE	
09/10	at Ravens						INJURED RESERVE						L	9-25	
09/17	Colts						INJURED RESERVE						L	20-31	
09/24	at Jaguars						INJURED RESERVE						W	37-17	
10/01	Steelers						INJURED RESERVE						W	30-6	
10/08	at Falcons	P	6	234	39.0	1	10	224	37.3	0	2	48	0	L	19-21
10/15	Saints	P	5	237	47.4	0	0	217	43.4	1	3	63	0	W	20-13
10/29	at Panthers	P	6	287	47.8	3	12	275	45.8	0	4	74	0	L	13-15
11/05	Buccaneers	P	3	174	58.0	3	22	152	50.7	0	0	62	0	W	39-37
11/12	at Bengals	P	4	169	42.3	1	8	161	40.3	0	2	47	0	W	30-27
11/19	Cardinals	P	2	94	47.0	2	3	91	45.5	0	1	50	0	W	21-16
11/26	Jaguars	P	4	192	48.0	1	22	170	42.5	0	2	53	0	L	21-24
12/03	Broncos	P	7	354	50.6	1	7	307	43.9	2	2	69	0	W	22-17
12/10	at Jets	P	8	405	50.6	3	17	388	48.5	0	2	65	0	L	6-30
12/17	at Titans	P	6	280	46.7	4	17	263	43.8	0	3	56	0	W	19-16+
12/24	Browns	P	6	266	44.3	2	18	248	41.3	0	4	56	0	L	22-36
12/31	Titans	P	3	155	51.7	2	22	133	44.3	0	1	54	0	W	26-3
01/06	at Colts	P	6	298	49.7	3	25	273	45.5	0	4	62	0	W	23-19
2023 TOTALS		13	66	3,145	47.7	26	183	2,902	44.0	3	30	74	0	10-7	

+ Overtime

2018 GAME-BY-GAME REGULAR-SEASON STATISTICS (EAGLES)

DATE	OPPONENT		NO.	YDS.	AVG.	OPP. RET.	YDS.	NET YDS.	AVG	TB	IN20	LG	BK	W/L	SCORE
09/06	Falcons	P	6	313	52.2	2	11	282	47.0	1	1	65	0	W	18-12
09/16	at Buccaneers	P	5	280	56.0	4	29	231	46.2	1	3	65	0	L	21-27
09/23	Colts	P	3	128	42.7	1	2	126	42.0	0	0	52	0	W	20-16
09/30	at Titans	P	6	308	51.3	2	8	240	40.0	3	2	68	0	L	23-26+
10/07	Vikings	P	4	187	46.8	2	22	165	41.3	0	2	57	0	L	21-23
10/11	at Giants	P	5	240	48.0	3	0	240	48.0	0	2	53	0	W	34-13
10/21	Panthers	P	3	135	45.0	2	12	123	41.0	0	1	53	0	L	17-21
10/28	at Jaguars	P	3	155	51.7	2	31	124	41.3	0	0	60	0	W	24-18
11/11	Cowboys	P	2	88	44.0	1	0	88	44.0	0	2	49	0	L	20-27
11/18	at Saints	P	4	159	39.8	2	13	146	36.5	0	2	46	0	L	7-48
11/25	Giants	P	4	201	50.3	2	25	156	39.0	1	2	59	0	W	25-22
12/03	Redskins	P	2	93	46.5	1	1	92	46.0	0	1	50	0	W	28-13
12/09	at Cowboys	P	6	276	46.0	2	14	262	43.7	0	3	53	0	L	23-29+
12/16	at Rams	P	3	155	51.7	2	-2	157	52.3	0	2	56	0	W	30-23
12/23	Texans	P	2	96	48.0	1	8	68	34.0	1	0	48	0	W	32-30
12/30	at Redskins	P	3	123	41.0	2	20	103	34.3	0	1	45	0	W	24-0
2018 TOTALS			16	61	2,937	48.1	31	194	2,603	42.7	7	24	68	0	9-7

+ - Overtime

2017 GAME-BY-GAME REGULAR-SEASON STATISTICS (EAGLES)

DATE	OPPONENT		NO.	YDS.	AVG.	OPP. RET.	YDS.	NET YDS.	AVG	TB	IN20	LG	BK	W/L	SCORE		
09/10	at Redskins							DID NOT PLAY								W	30-17
2017 TOTALS			0	0	0	0.0	0	0	0.0	0	0	0	0	0	1-0		

2024 GAME-BY-GAME POSTSEASON STATISTICS (STEELERS)

DATE	OPPONENT		NO.	YDS.	AVG.	OPP. RET.	YDS.	NET YDS.	AVG	TB	IN20	LG	BK	W/L	SCORE		
01/11	at Ravens							INJURED RESERVE								L	14-28
2024 TOTALS			0	0	0	0.0	0	0	0.0	0	0	0	0	0-1			

2023 GAME-BY-GAME POSTSEASON STATISTICS (TEXANS)


DATE	OPPONENT		NO.	YDS.	AVG.	OPP. RET.	YDS.	NET YDS.	AVG	TB	IN20	LG	BK	W/L	SCORE
01/13	Browns	P	4	184	46.0	1	2	162	40.5	1	3	49	0	W	45-14
01/20	at Ravens	P	5	217	43.4	1	11	206	41.2	0	2	54	0	L	10-34
2023 TOTALS			2	9	401	44.6	2	13	368	40.9	1	5	54	0	1-1

2019 GAME-BY-GAME POSTSEASON STATISTICS (EAGLES)

DATE	OPPONENT		NO.	YDS.	AVG.	OPP. RET.	YDS.	NET YDS.	AVG	TB	IN20	LG	BK	W/L	SCORE
01/05	Seahawks	P	3	136	45.3	1	5	131	43.7	0	1	46	0	L	9-17
2019 TOTALS			1	3	136	45.3	1	5	131	43.7	0	1	46	0	0-1

2018 GAME-BY-GAME POSTSEASON STATISTICS (EAGLES)

DATE	OPPONENT		NO.	YDS.	AVG.	OPP. RET.	YDS.	NET YDS.	AVG	TB	IN20	LG	BK	W/L	SCORE
01/06	at Bears	P	5	226	45.2	0	0	226	45.2	0	1	53	0	W	16-15
01/13	at Saints	P	5	241	48.2	3	8	233	46.6	0	3	54	0	L	14-20
2018 TOTALS			2	10	467	46.7	3	8	459	45.9	0	4	54	0	1-1



BRODERICK JONES

DT
HEIGHT: 6-5
WEIGHT: 311
BORN: May 16, 2001
COLLEGE: Georgia

NOW ACQUIRED: 01 '23
NFL EXPERIENCE: 3rd year
BIRTHPLACE: Lithonia, GA



PRO CAREER

- ✦ Has played in 34 regular-season games (27 starts) in his two-year NFL career (Pittsburgh 2023)
- ✦ Made NFL debut in Week 1 of 2023 (vs. San Francisco)
- ✦ Made NFL starting debut in Week 5 of 2023 (vs. Baltimore)

2024 (STEELERS)

- ✦ Started in 16 of 17 regular season games and made one playoff start, all at right tackle
- ✦ Part of an offensive line that paved way for RB Najee Harris to record his fourth consecutive 1,000 rushing yard season
- ✦ His 1,073 offensive snaps (95.0%) were the second most on the team

2023 (STEELERS)

- ✦ Played in all 17 regular-season games (11 starts) at right tackle
- ✦ Allowed four sacks and whistled for two penalties all season, according to Pro Football Focus
- ✦ Blocked for RB Najee Harris to run for 1,000-plus yards on the season, including a season-high 122 yards in Week 17 at Seattle
- ✦ Helped a Pittsburgh rush offense rank in the top five after Week 9 in rushes (323, 1st), rush yards (1,452, 2nd), longest rush (74t, 2nd), yards after contact/rush (3.37, 2nd), 10+ yard rushes (39, 4th), first downs by rush (79, 3rd), rush TDs (13, t2nd), rushes/game (32.3, 2nd), rush yards/game (145.2, 2nd) and 10+ yard rushes/game (3.90, 5th)
- ✦ Part of an offensive line that did not allow a sack in two games and just one sack in four games
- ✦ Played all 766 offensive snaps

TRANSACTIONS

- ✦ Signed four-year contract with Pittsburgh on June 23, 2023
- ✦ Drafted by the Steelers in the first round (14th overall) of the 2023 NFL Draft

PERSONAL

- ✦ Selected to represent Team Pressure in the 2020 Under Armour All-America Game, where he was regarded as one of the top offensive linemen
- ✦ 247sports.com composite five-star prospect
- ✦ Ranked as the No. 11 prospect nationally, the No. 2 offensive tackle prospect and No. 3 prospect from the state of Georgia
- ✦ ESPN.com five-star prospect, the No. 9 prospect nationally, No. 1 offensive tackle prospect nationally, No. 5 prospect in the Southeast region and No. 3 in Georgia
- ✦ PrepStar Magazine five-star prospect, ranked No. 18 prospect nationally, the No. 2 offensive tackle and a member of the Team 150 Dream Team
- ✦ Rivals.com five-star prospect, No. 5 prospect nationally, No. 2 offensive tackle nationally, No. 2 player from Georgia
- ✦ Unanimous selection to the 2019 Class 5A All-State First Team by the Georgia Sports Writers Association and the Atlanta Journal-Constitution
- ✦ Paved the way for a Lithonia offense that averaged 25.1 points/game in the regular season, as well as 3,106 yards of offense (282.4 yards/game)
- ✦ 2019 AJC Super 11 selection, joining 28 previous Super 11 honorees to play under head coach Kirby Smart at Georgia
- ✦ 2018 USA Today ALL-USA Georgia First Team selection following his junior campaign, as well as a Class 5A first team selection by the Georgia Association of Coaches
- ✦ Full name Broderick Bernard Jones
- ✦ Recipient of the Heyward Allen Football Scholarship

COLLEGE

- ✦ Appeared in 32 games (19 starts) at Georgia (2020-22)
- ✦ Helped the Bulldogs to consecutive National Championships (2021, 2022)
- ✦ Named Associated Press All-SEC First-Team in 2022
- ✦ Allowed just two sacks (both in 2021) on 636 career pass block snaps
- ✦ Named Coaches' Freshman All-SEC Team in 2021
- ✦ Played in every game, starting the last four games of the regular season at left tackle for Georgia's nation title-winning season in 2021


BRODERICK JONES' NFL REGULAR SEASON STATISTICS

DATE	TEAM	GP	GS
2023	Steelers	17	11
2024	Steelers	17	16
NFL TOTALS		34	27

BRODERICK JONES' NFL POSTSEASON STATISTICS

DATE	TEAM	GP	GS
2023	Steelers	1	1
2024	Steelers	1	1
NFL TOTALS		2	2





STEVEN JONES

DL
HEIGHT: 6-5
WEIGHT: 342
BORN: September 6, 2000
COLLEGE: Oregon



HOW ACQUIRED: FA '25
NFL EXPERIENCE: 1st year
BIRTHPLACE: Temecula, CA

PRO CAREER

- ✦ Has yet to make NFL debut

2024 (JAGUARS)

- ✦ Spent the season on the Practice Squad

TRANSACTIONS

- ✦ Signed a Reserve/Future contract with Pittsburgh on Jan. 14, 2025
- ✦ Signed to the Jacksonville Practice Squad on Aug. 28, 2024
- ✦ Released by the Jaguars on Aug. 27, 2024
- ✦ Signed with Jacksonville as an undrafted rookie free agent on Apr. 30, 2024

PERSONAL


- ✦ Attended Chaparral H.S. (Temecula, Calif.), where he was rated the top offensive guard in the state of California in 2017
- ✦ Named First-Team All-Southwestern League as a senior in 2017

COLLEGE

- ✦ Appeared in 49 games during his time at Oregon (2018-23)
- ✦ Named Associated Press All-Pac 12 First Team and Pro Football Focus All-Pac 12 First Team in 2023
- ✦ Ranked fifth among all FBS offensive linemen and second among all guards with a 90.8 pass-blocking grade from Pro Football Focus in 2023

STEVEN JONES' NFL REGULAR SEASON STATISTICS

DATE	TEAM	GP	GS
2024	Jaguars	0	0
NFL TOTALS		0	0



DONTE KENT

CB

HEIGHT: 5-10

WEIGHT: 189

BORN: September 28, 2001

COLLEGE: Central Michigan

HOW ACQUIRED: D7h '25

NFL EXPERIENCE: R

BIRTHPLACE: Harrisburg, PA



PRO CAREER

- ✦ Has yet to make NFL debut

TRANSACTIONS

- ✦ Drafted by Pittsburgh in the seventh round (229th overall) of the 2025 NFL Draft

PERSONAL


- ✦ Attended Harrisburg H.S. (Harrisburg, Pa.), where he played varsity football for Head Coach Calvin Everett
- ✦ Named team captain as a senior
- ✦ Won a district championship at Harrisburg, helping the Cougars to a 13-2 record
- ✦ Made three district title games and two state championship appearances during high school career
- ✦ Named first team all-state as an athlete
- ✦ Recorded 10 interceptions over final two seasons
- ✦ Rated a two-star recruit by 247sports, ESPN, and Rivals
- ✦ Son of Ronald and Kathy Kent

COLLEGE

- ✦ Played five seasons as a cornerback and return specialist at Central Michigan (2020-24), where he played in 53 games (48 starts) and registered 234 tackles (171 solo), 4.5 tackles for loss, 1.5 sack, two interceptions, 47 pass breakups, 49 passes defensed, two forced fumbles, a fumble recovery and a blocked kick
- ✦ Three-time All-Mid-American Conference honoree (First Team in 2022, Second Team in 2023, Second Team in 2024)
- ✦ Concluded his career by starting his last 15 consecutive games
- ✦ Named a Football Writers Association of America Freshman All-America team honoree in 2021
- ✦ As a punt returner as a senior in 2024, averaged 13.6 yards/punt return (16-217) with a long return and TD of 68 yards vs. Central Connecticut State
- ✦ Set the school record for pass breakups with 47, besting the previous record of 46 held by Tedaro France from 1998-2001
- ✦ Concluded career ranked No. 2 school history in career pass deflections (49, 47 pass breakups, two interceptions)

DONTE KENT'S COLLEGE DEFENSIVE STATISTICS

DATE	TEAM	GP	GS	TACKLES					INTERCEPTIONS					O. FUMB			ST			MISC						
				TK	S	A	TFL	YDS	SK	YDS	QBH	NO	YDS	LG	TD	PD	FF	FR	TD	YDS	TK	S	A	FF	FR	S
2020	Central Mich.	6	1	18	15	3	0.0	0.0	0.0	0	1	16	16	0	1	1	0	0	0	0	0	0	0	0	0	0
2021	Central Mich.	13	12	54	45	9	0.0	0.0	0.0	0	1	0	0	0	14	0	1	0	0	0	0	0	0	0	0	
2022	Central Mich.	11	11	51	39	12	1.5	20.0	1.0	19.0	0	0	0	0	15	1	0	0	0	0	0	0	0	0	0	
2023	Central Mich.	12	11	58	39	19	2.5	7.0	0.5	3.0	1	0	0	0	7	0	0	0	0	0	0	0	0	0	0	
2024	Central Mich.	12	12	53	33	20	0.5	2.0	0.0	0.0	0	0	0	0	9	0	0	0	0	0	0	0	0	0	0	
TOTALS		54	47	234	171	63	4.5	29.0	1.5	22.0	1	2	16	16	0	46	2	1	0	0	0	0	0	0	0	0



MILES KILLEBREW

S
HEIGHT: 6-2
WEIGHT: 222
BORN: May 10, 1993
COLLEGE: Southern Utah

NOW ACQUIRED: FA '22
NFL EXPERIENCE: 10th year
BIRTHPLACE: Henderson, NV



PRO CAREER

- † Has played in 146 games (five starts) over his nine-year NFL career (Detroit 2016-20; Steelers 2021-24)
- † Two-time Pro Bowler (2023, 2024)
- † 2023 Associated Press First Team All-Pro
- † 2023 Pro Football Writers of America (PFWA) All-NFL team
- † Steelers three-time special teams captain (2022-24)
- † Has registered 75 tackles (60 solo), six passes defended, two interceptions, three tackles for loss, three quarterback hits, one forced fumble and one interception return for TD
- † Since entering the NFL in 2016, Killebrew has 86 tackles on special teams, which is the fifth-most in the League in that span
- † Since entering the NFL in 2016, Killebrew has 67 solo tackles on special teams, which is the fourth-most in the League in that span
- † Killebrew has logged 2,876 snaps on special teams, which is the most among all players since he entered the League in 2016 (the second-most is 2024 teammate Tyler Matakevich)
- † His four career blocked punts are tied for the most by any active player in the League
- † Highest draft pick in Southern Utah history
- † Made NFL debut in Week 1 of 2016 (at Indianapolis)
- † Made NFL starting debut in Week 3 of 2017 (vs. Atlanta)

2024 (STEELERS)

- † Played in all 17 regular season games
- † Named special teams captain for the third consecutive year
- † Recorded 13 special teams tackles (8 solo)
- † Was named to his second Pro Bowl

2023 (STEELERS)

- † Played in all 17 regular-season games primarily on special teams, recording 13 tackles (11 solo)
- † Was named a 2023 team captain for his role on special teams
- † Started at safety in Week 12 at Cincinnati
- † His 13 tackles on special teams were tied for the second-most in the NFL
- † His 11 solo tackles on special teams were tied for the most in the NFL

2022 (STEELERS)

- † Played in all 17 regular-season games (no starts) primarily on special teams, recording four tackles
- † Was named a 2022 team captain for his role on special teams

2021 (STEELERS)

- † Playing in all 17 regular-season games
- † Recorded the second blocked punt of his career in Week 1 at Buffalo - the punt was recovered and returned by LB Ulysees Gilbert for a Steelers touchdown
- † Recorded the third blocked punt of his career in Week 11 at L.A. Chargers, which led to a Steelers touchdown
- † The first player in Steelers to block multiple punts in the same season since 1960

2020 (LIONS)

- † Appeared in 15 regular-season games
- † Recorded 12 tackles on special teams
- † Recorded two special teams tackles in Week 4 at New Orleans
- † Blocked a punt for the first time in his career, which lead to a Detroit TD, in Week 8 vs. Indianapolis

2019 (LIONS)

- † Appeared in 15 regular-season games (one start)
- † Accumulated a career-high 15 total special teams' tackles, marking the most by a Lions player since 2015 (DB Don Carey, 16)
- † Saw action on special teams, recording two special teams tackles in Week 1 at Arizona
- † Saw action on defense for an injured S Tavon Wilson, recording two solo tackles in Week 8 vs. the N.Y. Giants
- † Played his most defensive snaps of the season (57) and recorded a season-best three solo tackles in Week 17 vs. Green Bay
- † Ranked tied for second in the NFL with 13 solo special teams' tackles in 2019, while his 15 total special teams' tackles ranked fourth

2018 (LIONS)

- † Played in all 16 regular-season games
- † Recorded one special teams' tackle against the New England Patriots in Week 3
- † Posted two special teams' tackles, tying a career-best, against the Rams in Week 13



2017 (LIONS)

- ✦ Played in 16 regular-season games (three starts)
- ✦ Recorded three tackles and first career interception for a TD in Week 1 against Arizona
- ✦ Appeared in Week 2 at N.Y. Giants and registered three tackles and a pass defended
- ✦ Recorded first career start in Week 3 against Atlanta and tied for a game-high eight tackles
- ✦ Totaled three tackles and tied a career-high with two passes defended in Week 4 at Minnesota
- ✦ Totaled two tackles and a forced fumble in Week 6 at New Orleans
- ✦ Totaled two tackles in Week 8 against Pittsburgh
- ✦ Recorded a tackle on defense and special teams in Week 9 at Green Bay
- ✦ Recorded two tackles, one quarterback hit, and one tackle on special teams in Week 12 against Minnesota
- ✦ Totaled three tackles in Week 13 at Baltimore

2016 (LIONS)

- ✦ Played in all 16 regular-season games
- ✦ Made his NFL debut by contributing on special teams in Week 1 at Indianapolis
- ✦ Played 17 snaps on special teams in Week 3 at Green Bay
- ✦ Recorded his first NFL tackle in Week 4 at Chicago
- ✦ Played 19 snaps on special teams and six on defense in Week 6 vs. Los Angeles
- ✦ Contributed on both defense and special teams, recording one tackle in Week 7 vs. Washington
- ✦ Continued to make his presence known on special teams in Week 9 at Minnesota, tallying two tackles against the Vikings return men
- ✦ Totaled a career-high five tackles (four solo) in Week 11 vs. Jacksonville
- ✦ All over the field in Week 12 vs. Minnesota, contributing four solo tackles on defense and one on special teams
- ✦ Two of his four solo tackles came on crucial third-down stops in the second half of Detroit's 16-13 win over the visiting Vikings
- ✦ Picked off Saints QB Drew Brees late in the fourth quarter of Week 13 at New Orleans for his first career interception that secured Detroit's eighth victory of 2016
- ✦ Added two solo tackles on defense and one on special teams
- ✦ Registered four total tackles (three solo) in Week 17 vs. Green Bay

TRANSACTIONS

- ✦ Signed a two-year contract with Pittsburgh on Mar. 11, 2022
- ✦ Signed a one-year contract with Pittsburgh on Mar. 20, 2021
- ✦ Signed a one-year contract with Detroit on Mar. 20, 2020
- ✦ Signed a four-year contract with the Lions on May 6, 2016
- ✦ Drafted by Detroit in the fourth round (111th overall) of the 2016 NFL Draft

PERSONAL

- ✦ Played running back and wide receiver at Foothill H.S. (Henderson, N.V.)
- ✦ Carried the ball 86 times for 392 yards and five TDs
- ✦ Had three receiving TDs
- ✦ Tallied 77 tackles with three sacks and six interceptions while playing as a defensive back
- ✦ Earned all-state and all-city honors and won defensive MVP
- ✦ Two-time first-team all-league and academic all-state honoree
- ✦ Nevada African-American student union Top-One Percenter
- ✦ In the 2018 offseason, Killebrew went back to Utah to light the torch at the opening ceremony of the Utah Summer Games
- ✦ Serves on the advisory board for Playworks Michigan
- ✦ He and wife, Kaila, welcomed their first child in 2020, a girl named Stormi

COLLEGE

- ✦ Finished his Southern Utah career with 356 tackles (210 solo), 6.5 tackles for loss, four forced fumbles, three fumble recoveries, three interceptions, seven pass defenses and two defensive touchdowns
- ✦ Named All-Big Sky Honorable Mention twice (2012, 2013), All-Big Sky Second Team once (2014) and All-Big Sky First Team once (2015)
- ✦ Named team captain as a senior in 2015 and led the team with 132 tackles (74 solo)
- ✦ Played in all 12 games in 2014 and finished second on the team with 101 tackles (62 solo) and recorded two tackles for loss, four forced fumbles and three interceptions
- ✦ Notched a season-high 15 tackles and returned an interception 105 yards for a TD against Nevada
- ✦ In 2013 totaled 54 tackles (32 solo), 4.5 tackles for loss, two pass defenses and two fumble recoveries, including an 89-yard return for a TD – the second longest fumble return in school history

MILES KILLEBREW'S NFL REGULAR SEASON DEFENSIVE STATISTICS

DATE	TEAM	GP	GS	TACKLES							INTERCEPTIONS					O. FUMB			ST			MISC.				
				TK	S	A	TFL	YDS	SK	YDS	QBH	NO	YDS	LG	TD	PD	FF	FR	TD	YDS	TK	S	A	FF	FR	S
2016	Lions	16	0	20	15	5	0	0.0	0.0	0	1	7	7	0	1	0	0	0	0	8	8	0	0	0	0	0
2017	Lions	16	3	31	25	6	1	4.0	0.0	1	1	35	35t	1	5	1	0	0	0	7	7	0	0	0	0	0
2018	Lions	16	0	0	0	0	0	0.0	0.0	0	0	0	0	0	0	0	0	0	0	7	5	2	0	0	0	0
2019	Lions	15	1	5	5	0	0	0.0	0.0	0	0	0	0	0	0	0	0	0	0	15	13	2	0	0	0	0
2020	Lions	15	0	0	0	0	0	0.0	0.0	0	0	0	0	0	0	0	0	0	0	12	10	2	0	0	0	0
2021	Steelers	17	0	6	5	1	1	0.0	0.0	0	0	0	0	0	0	0	0	0	0	7	4	3	0	0	0	0
2022	Steelers	17	0	0	0	0	0	0.0	0.0	0	0	0	0	0	0	0	0	0	0	4	1	3	0	0	0	0
2023	Steelers	17	1	13	10	3	1	1.0	0.0	1	0	0	0	0	0	0	0	0	0	13	11	2	0	0	0	0
2024	Steelers	17	0	0	0	0	0	0.0	0.0	0	0	0	0	0	0	0	0	0	0	13	8	5	0	0	0	0
NFL TOTALS		146	5	75	60	15	3	5.0	0.0	2	2	42	35T	1	6	1	0	0	0	86	67	19	0	0	0	0




2024 GAME-BY-GAME POSTSEASON STATISTICS (STEELERS)

DATE	OPPONENT	P/S	TACKLES							INTERCEPTIONS				O. FUMB			ST				MISC		SCORE					
			TK	S	A	SK	YDS	TFL	YDS	QBH	NO	YDS	LG	TD	PD	FF	FR	TD	YDS	TK	S	A		FF	FR	S	A	W/L
01/11	at Ravens	P	2	1	1	0.0	0.0	0	0	0	0	0	0	0	0	0	0	0	0	0	0	0	0	0	0	0	L	14-28
2024 TOTALS		1-0	2	1	1	0.0	0.0	0	0	0	0	0	0	0	0	0	0	0	0	0	0	0	0	0	0	0-1		

2023 GAME-BY-GAME POSTSEASON STATISTICS (STEELERS)

DATE	OPPONENT	P/S	TACKLES							INTERCEPTIONS				O. FUMB			ST				MISC		SCORE				
			TK	S	A	SK	YDS	TFL	YDS	QBH	NO	YDS	LG	TD	PD	FF	FR	TD	YDS	TK	S	A		FF	FR	S	A
01/15	at Bills	P	0	0	0	0.0	0.0	0	0	0	0	0	0	0	0	0	0	0	0	0	0	0	0	0	0	L	17-31
2023 TOTALS		1-0	0	0	0	0.0	0.0	0	0	0	0	0	0	0	0	0	0	0	0	0	0	0	0	0	0	0-1	



CHRISTIAN KUNTZ

IS
HEIGHT: 6-1
WEIGHT: 228
BORN: April 13, 1994
COLLEGE: Duquesne

46

NOW ACQUIRED: FA '20
NFL EXPERIENCE: 5th year
BIRTHPLACE: Pittsburgh, PA

PRO CAREER

- ✦ Has played in 68 regular-season games in his four-year NFL career (Pittsburgh 2021-24)
- ✦ Made his NFL debut in Week 1 of 2021 (at Buffalo)

2024 (STEELERS)

- ✦ Played in all 17 regular-season games
- ✦ Tallied two tackles (one solo) on special teams

2023 (STEELERS)

- ✦ Played in all 17 regular-season games

2022 (STEELERS)

- ✦ Played in all 17 regular-season games

2021 (STEELERS)

- ✦ Played in all 17 regular-season games

TRANSACTIONS

- ✦ Signed a three-year contract with Pittsburgh on March 14, 2024
- ✦ Signed a contract extension with Pittsburgh on Feb. 22, 2023
- ✦ Signed a reserve/future contract with Pittsburgh on Jan. 19, 2022
- ✦ Signed a reserve/future contract with Pittsburgh on Jan. 14, 2021
- ✦ Signed to the Steelers practice squad on Dec. 29, 2020
- ✦ Waived by the Steelers on Dec. 23, 2020
- ✦ Signed to the Pittsburgh practice squad on Nov. 24, 2020
- ✦ Waived by the Steelers on Aug. 2, 2020
- ✦ Signed with Pittsburgh as a free agent on March 30, 2020
- ✦ Played for the XFL's Dallas Renegades in the spring of 2020
- ✦ Waived by the Steelers on Aug. 31, 2019
- ✦ Signed by Pittsburgh on Aug. 15, 2019
- ✦ Waived by Jacksonville on June 13, 2019
- ✦ Signed to the Jaguars practice squad on Dec. 17, 2018
- ✦ Waived by Denver on June 14, 2018
- ✦ Signed by the Broncos on March 21, 2018
- ✦ Released by New England on Aug. 29, 2017
- ✦ Signed with the Patriots as an undrafted free agent on Aug. 28, 2017

PERSONAL

- ✦ Played football and basketball at Chartiers Valley High School
- ✦ Graduated with a degree from Duquesne in supply chain management

COMMUNITY

- ✦ Founded Kuntz 4 Ki6s Foundation in 2023, empowering youth of the local Pittsburgh community
- ✦ Hosted his first Annual Charity Golf Tournament in 2023 benefitting the Cystic Fibrosis Foundation's - Western Pennsylvania Chapter
- ✦ Hosted his first Annual Christian Kuntz Youth Football Camp in 2023
- ✦ In 2024 he hosted three holiday events
- ✦ Took five single mothers from Jeremiah's Place on a shopping trip to buy necessities for them and their children
- ✦ Visited Pittsburgh Grandview Pre K-5 to surprise each of them with toys for the holidays
- ✦ Partnered with Foster Love Project to take 10 teens to Dave & Busters for a fun night of playing games (surprised the teens with signed items and gift cards)



COLLEGE

- ✦ Played in 45 games for Duquesne (2012-16)
- ✦ Northeast Conference career sacks leader with 30.5
- ✦ His 71.5 career TFLs rank fourth on the NCAA all-time FCS list
- ✦ Two-time NEC Defensive Player of the Year
- ✦ First Duquesne player to earn All-American honors three times (STATS FCS third team as a sophomore and first team as a junior & senior)
- ✦ Named Second Team Associated Press All-American in 2015 and 2016
- ✦ Team captain in 2016
- ✦ Started all 11 games at outside linebacker as a redshirt year
- ✦ Led the NEC in sacks (11.5) and tackles for loss (24.0) in helping the Dukes to a share of the conference title
- ✦ Suffered an injury that led to redshirting his junior year

CHRISTIAN KUNTZ'S NFL REGULAR SEASON STATISTICS

DATE	TEAM	GP
2021	Steelers	17
2022	Steelers	17
2023	Steelers	17
2024	Steelers	17
NFL TOTALS		68

CHRISTIAN KUNTZ'S NFL POSTSEASON STATISTICS

DATE	TEAM	GP
2021	Steelers	1
2023	Steelers	1
2024	Steelers	1
NFL TOTALS		3

CHRISTIAN KUNTZ'S NFL REGULAR SEASON DEFENSIVE STATISTICS

DATE	TEAM	GP	TACKLES							INTERCEPTIONS							O. FUMB			ST				MISC			
			GS	TK	S	A	TFL	YDS	SK	YDS	QBH	NO	YDS	LG	TD	PD	FF	FR	TD	YDS	TK	S	A	FF	FR	S	A
2021	Steelers	17	0	0	0	0	0	0	0	0	0	0	0	0	0	0	0	0	0	2	2	0	0	0	0	0	0
2022	Steelers	17	0	0	0	0	0	0	0	0	0	0	0	0	0	0	0	0	0	1	1	0	0	0	0	0	0
2023	Steelers	17	0	0	0	0	0	0	0	0	0	0	0	0	0	0	0	0	0	4	2	2	0	0	0	0	0
2024	Steelers	17	0	0	0	0	0	0	0	0	0	0	0	0	0	0	0	0	0	2	1	1	0	0	0	0	0
NFL TOTALS		68	0	0	0	0	0	0	0	0	0	0	0	0	0	0	0	0	0	9	6	3	0	0	0	0	0

CHRISTIAN KUNTZ'S NFL POSTSEASON DEFENSIVE STATISTICS


DATE	TEAM	GP	TACKLES							INTERCEPTIONS							O. FUMB			ST				MISC			
			GS	TK	S	A	TFL	YDS	SK	YDS	QBH	NO	YDS	LG	TD	PD	FF	FR	TD	YDS	TK	S	A	FF	FR	S	A
2021	Steelers	1	0	0	0	0	0	0	0	0	0	0	0	0	0	0	0	0	0	0	0	0	0	0	0	0	0
2023	Steelers	1	0	0	0	0	0	0	0	0	0	0	0	0	0	0	0	0	0	0	0	0	0	0	0	0	0
2024	Steelers	1	0	0	0	0	0	0	0	0	0	0	0	0	0	0	0	0	0	0	0	0	0	0	0	0	0
NFL TOTALS		3	0	0	0	0	0	0	0	0	0	0	0	0	0	0	0	0	0	0	0	0	0	0	0	0	0

SINGLE-GAME HIGHS: DEFENSIVE

- Special Teams Tackles: 2 vs. San Francisco 49ers, Sep 10, 2023
- 1 vs. Jacksonville Jaguars, Oct 29, 2023
- ...4 more at 1.

2024 GAME-BY-GAME REGULAR-SEASON STATISTICS (STEELERS)

DATE	OPPONENT	P/S	TACKLES							INTERCEPTIONS							O. FUMB			ST				MISC		SCORE		
			TK	S	A	SK	YDS	TFL	YDS	QBH	NO	YDS	LG	TD	PD	FF	FR	TD	YDS	TK	S	A	FF	FR	S		A	W/L
09/08	at Falcons	P	0	0	0	0	0	0	0	0	0	0	0	0	0	0	0	0	0	0	0	0	0	0	0	0	W	18-10
09/15	at Broncos	P	0	0	0	0	0	0	0	0	0	0	0	0	0	0	0	0	0	0	0	0	0	0	0	0	W	13-6
09/22	Chargers	P	0	0	0	0	0	0	0	0	0	0	0	0	0	0	0	0	1	1	0	0	0	0	0	W	20-10	
09/29	at Colts	P	0	0	0	0	0	0	0	0	0	0	0	0	0	0	0	0	0	0	0	0	0	0	0	L	24-27	
10/06	Cowboys	P	0	0	0	0	0	0	0	0	0	0	0	0	0	0	0	0	0	0	0	0	0	0	0	L	17-20	
10/13	at Raiders	P	0	0	0	0	0	0	0	0	0	0	0	0	0	0	0	0	0	0	0	0	0	0	0	W	32-13	
10/20	Jets	P	0	0	0	0	0	0	0	0	0	0	0	0	0	0	0	0	0	0	0	0	0	0	0	W	37-15	
10/28	Giants	P	0	0	0	0	0	0	0	0	0	0	0	0	0	0	0	0	0	0	0	0	0	0	0	W	26-18	
11/10	at Commanders	P	0	0	0	0	0	0	0	0	0	0	0	0	0	0	0	0	0	0	0	0	0	0	0	W	28-27	
11/17	Ravens	P	0	0	0	0	0	0	0	0	0	0	0	0	0	0	0	0	0	0	0	0	0	0	0	W	18-16	
11/21	at Browns	P	0	0	0	0	0	0	0	0	0	0	0	0	0	0	0	0	0	0	0	0	0	0	0	L	19-24	
12/01	at Bengals	P	0	0	0	0	0	0	0	0	0	0	0	0	0	0	0	0	0	0	0	0	0	0	0	W	44-38	
12/08	Browns	P	0	0	0	0	0	0	0	0	0	0	0	0	0	0	0	0	0	0	0	0	0	0	0	W	27-14	
12/15	at Eagles	P	0	0	0	0	0	0	0	0	0	0	0	0	0	0	0	0	0	0	0	0	0	0	0	L	13-27	
12/21	at Ravens	P	0	0	0	0	0	0	0	0	0	0	0	0	0	0	0	0	0	0	0	0	0	0	0	L	17-34	
12/25	Chiefs	P	0	0	0	0	0	0	0	0	0	0	0	0	0	0	0	0	1	1	0	0	0	0	0	L	10-29	
01/04	Bengals	P	0	0	0	0	0	0	0	0	0	0	0	0	0	0	0	0	0	0	0	0	0	0	0	L	17-19	
2024 TOTALS		17-0	0	0	0	0	0	0	0	0	0	0	0	0	0	0	0	0	2	1	1	0	0	0	0	0	10-7	



DEMARVIN LEAL

DE
HEIGHT: 6-4
WEIGHT: 290
BORN: July 1, 2000
COLLEGE: Texas A&M

HOW ACQUIRED: D3 '22
NFL EXPERIENCE: 4th year
BIRTHPLACE: San Antonio, TX



PRO CAREER

- ✦ Has played in 28 regular-season games (six starts) in his two-year NFL career (Pittsburgh 2022-24)
- ✦ Has registered 31 tackles (18 solo), four passes defended, three tackles for loss, three quarterback hits and 1.0 sack
- ✦ Made NFL debut in Week 1 of 2022 (at Cincinnati)
- ✦ Made NFL starting debut in Week 5 of 2022 (at Buffalo)

2024 (STEELERS)

- ✦ Played in five regular season games
- ✦ Recorded two combined tackles and one quarterback hit
- ✦ Missed a majority of the season due to injury

2023 (STEELERS)

- ✦ Played in 12 regular-season games (four starts)
- ✦ Registered 15 tackles (five solo), one pass defended, two quarterback hits, two tackles for loss and 1.0 sack
- ✦ Had a season-high three tackles in Week 1 vs. San Francisco and Week 2 vs. Cleveland
- ✦ Recorded 1.0 sack in Week 2 vs. Cleveland
- ✦ Registered quarterback hits and tackles for loss in Week 1 vs. San Francisco and Week 2 vs. Cleveland

2022 (STEELERS)

- ✦ Played in 11 regular-season games (two starts)
- ✦ Registered 14 tackles (eight solo), three passes defended and one tackle for loss
- ✦ Had a season-high four tackles along with one tackle for loss in Week 4 vs. New York Jets
- ✦ Blocked a field goal in Week 5 at Buffalo
- ✦ Missed Weeks 6 through 12 after being placed on the Reserve/Injured List

TRANSACTIONS

- ✦ Signed a four-year contract with Pittsburgh on May 20, 2022
- ✦ Drafted by the Steelers in the third round (84th overall) of the 2022 NFL Draft

PERSONAL

- ✦ Was coached by Sean McAuliffe at Judson High School
- ✦ Was an Army All-American
- ✦ Named to Dave Campbell's Texas Football Tops in Texas First Team
- ✦ As a junior, was named to AP All-State Second Team
- ✦ Tallied 83 tackles, 16 tackles for loss, 13 quarterback hits, six sacks, six pass breakups, four forced fumbles, two fumble recoveries and a blocked punt in 2018
- ✦ Hometown: San Antonio, Texas

COLLEGE

- ✦ Played in 35 games at Texas A&M
- ✦ Tallied 133 tackles (59 solo), 25.0 tackles for loss, 13.0 sacks, one interception, six passes defended, two forced fumbles and one fumble recovery
- ✦ Recorded a season-high seven tackles at Ole Miss
- ✦ Recorded a season-high two sacks vs Mississippi St.
- ✦ Started 12 games (2021)
- ✦ Finished the season tied for fifth in the SEC with 8.5 sacks and tied for ninth with 12.5 tackles for loss, leading the Aggies in both categories
- ✦ Started all 10 games (2020)
- ✦ Led the defense in hurries with eight and ranked fifth in tackles with 37
- ✦ Played in all 13 games, making seven starts (2019)
- ✦ Was second on the team with five QB hurries
- ✦ 2021 Ted Hendricks Award Finalist
- ✦ 2021 AP All-America First Team
- ✦ 2021 Sporting News All-America First Team
- ✦ 2021 AP and Coaches' All-SEC First Team
- ✦ 2021 FWAA All-America Second Team
- ✦ 2021 Walter Camp All-America Second Team
- ✦ 2021 The Athletic All-America Second Team



DEMARVIN LEAL'S NFL REGULAR SEASON DEFENSIVE STATISTICS

DATE	TEAM	GP	GS	TACKLES							INTERCEPTIONS				O. FUMB			ST			MISC					
				TK	S	A	TFL	YDS	SK	YDS	QBH	NO	YDS	LG	TD	PD	FF	FR	TD	YDS	TK	S	A	FF	FR	S
2022	Steelers	11	2	14	8	6	1	0	0.0	0.0	0	0	0	0	3	0	0	0	0	0	0	0	0	0	0	0
2023	Steelers	12	4	15	10	5	2	2	1.0	2.0	2	0	0	1	0	0	0	0	0	0	0	0	0	0	0	
2024	Steelers	5	0	2	0	2	0	0	0.0	0.0	1	0	0	0	0	0	0	0	0	2	2	0	0	0	0	
NFL TOTALS		28	6	31	18	13	3	2	1.0	2.0	3	0	0	0	4	0	0	0	0	2	2	0	0	0	0	

DEMARVIN LEAL'S NFL POSTSEASON DEFENSIVE STATISTICS

DATE	TEAM	GP	GS	TACKLES							INTERCEPTIONS				O. FUMB			ST			MISC				
				TK	S	A	TFL	YDS	SK	YDS	QBH	NO	YDS	LG	TD	PD	FF	FR	TD	YDS	TK	S	A	FF	FR
2023	Steelers	0	0	0	0	0	0	0	0.0	0.0	0	0	0	0	0	0	0	0	0	0	0	0	0	0	0
2024	Steelers	0	0	0	0	0	0	0	0.0	0.0	0	0	0	0	0	0	0	0	0	0	0	0	0	0	0
NFL TOTALS		0	0	0	0	0	0	0	0.0	0.0	0	0	0	0	0	0	0	0	0	0	0	0	0	0	0

SINGLE-GAME HIGHS: DEFENSIVE

- Total Tackles: 4 vs. New York Jets, Oct 02, 2022
3 vs. Cleveland Browns, Sep 18, 2023
...2 more at 3.
- Solo Tackles: 2 at Houston Texans, Oct 01, 2023
2 at Las Vegas Raiders, Sep 24, 2023
...4 more at 2.
- Passes Defensed: 2 at Buffalo Bills, Oct 09, 2022
1 vs. New England Patriots, Sep 18, 2022
- Tackles For Loss: 1 vs. San Francisco 49ers, Sep 10, 2023
1 vs. New York Jets, Oct 02, 2022
- Special Teams Tackles: 1 vs. Los Angeles Chargers, Sep 22, 2024
1 at Atlanta Falcons, Sep 08, 2024

2024 GAME-BY-GAME REGULAR-SEASON STATISTICS (STEELERS)

DATE	OPPONENT	P/S	TACKLES							INTERCEPTIONS				O. FUMB			ST			MISC		W/L	SCORE				
			TK	S	A	SK	YDS	TFL	YDS	QBH	NO	YDS	LG	TD	PD	FF	FR	TD	YDS	TK	S			A	FF	FR	S
09/08	at Falcons	P	0	0	0	0.0	0.0	0	0	0	0	0	0	0	0	0	0	0	1	1	0	0	0	0	0	W	18-10
09/15	at Broncos	P	1	0	1	0.0	0.0	0	0	0	0	0	0	0	0	0	0	0	0	0	0	0	0	0	0	W	13-6
09/22	Chargers	P	0	0	0	0.0	0.0	0	0	0	0	0	0	0	0	0	0	0	1	1	0	0	0	0	0	W	20-10
09/29	at Colts	P	0	0	0	0.0	0.0	0	0	1	0	0	0	0	0	0	0	0	0	0	0	0	0	0	0	L	24-27
10/06	Cowboys	P	1	0	1	0.0	0.0	0	0	0	0	0	0	0	0	0	0	0	0	0	0	0	0	0	0	L	17-20
10/13	at Raiders																									W	32-13
10/20	Jets																									W	37-15
10/28	Giants																									W	26-18
11/10	at Commanders																									W	28-27
11/17	Ravens																									W	18-16
11/21	at Browns																									L	19-24
12/01	at Bengals																									W	44-38
12/08	Browns																									W	27-14
12/15	at Eagles																									L	13-27
12/21	at Ravens																									L	17-34
12/25	Chiefs																									L	10-29
01/04	Bengals																									L	17-19
2024 TOTALS		5-0	2	0	2	0.0	0.0	0	0	0	1	0	0	0	0	0	0	0	2	2	0	0	0	0	0	10-7	

2023 GAME-BY-GAME REGULAR-SEASON STATISTICS (STEELERS)

DATE	OPPONENT	P/S	TACKLES							INTERCEPTIONS				O. FUMB			ST			MISC		W/L	SCORE				
			TK	S	A	SK	YDS	TFL	YDS	QBH	NO	YDS	LG	TD	PD	FF	FR	TD	YDS	TK	S			A	FF	FR	S
09/10	49ers	P	3	2	1	0.0	0.0	1	0	1	0	0	0	0	0	0	0	0	0	0	0	0	0	0	0	L	7-30
09/18	Browns	S	3	2	1	1.0	2.0	1	2	1	0	0	0	0	0	0	0	0	0	0	0	0	0	0	0	W	26-22
09/24	at Raiders	S	2	2	0	0.0	0.0	0	0	0	0	0	0	0	0	0	0	0	0	0	0	0	0	0	0	W	23-18
10/01	at Texans	S	2	2	0	0.0	0.0	0	0	0	0	0	0	1	0	0	0	0	0	0	0	0	0	0	0	L	6-30
10/08	Ravens																									W	17-10
10/22	at Rams	P	2	0	2	0.0	0.0	0	0	0	0	0	0	0	0	0	0	0	0	0	0	0	0	0	0	W	24-17
10/29	Jaguars	S	1	1	0	0.0	0.0	0	0	0	0	0	0	0	0	0	0	0	0	0	0	0	0	0	0	L	10-20
11/02	Titans	P	2	1	1	0.0	0.0	0	0	0	0	0	0	0	0	0	0	0	0	0	0	0	0	0	0	W	20-16
11/12	Packers	P	0	0	0	0.0	0.0	0	0	0	0	0	0	0	0	0	0	0	0	0	0	0	0	0	0	W	23-19
11/19	at Browns	P	0	0	0	0.0	0.0	0	0	0	0	0	0	0	0	0	0	0	0	0	0	0	0	0	0	L	10-13
11/26	at Bengals	P	0	0	0	0.0	0.0	0	0	0	0	0	0	0	0	0	0	0	0	0	0	0	0	0	0	W	16-10
12/03	Cardinals	P	0	0	0	0.0	0.0	0	0	0	0	0	0	0	0	0	0	0	0	0	0	0	0	0	0	L	10-24
12/07	Patriots																									L	18-21
12/16	at Colts	P	0	0	0	0.0	0.0	0	0	0	0	0	0	0	0	0	0	0	0	0	0	0	0	0	0	L	13-30
12/23	Bengals																									W	34-11
12/31	at Seahawks																									W	30-23
01/06	at Ravens																									W	17-10
2023 TOTALS		12-4	15	10	5	1.0	2.0	2	2	2	0	0	0	0	1	0	0	0	0	0	0	0	0	0	0	10-7	

2022 GAME-BY-GAME REGULAR-SEASON STATISTICS (STEELERS)

DATE	OPPONENT	P/S	TACKLES							INTERCEPTIONS				O. FUMB			ST				MISC		W/L	SCORE				
			TK	S	A	SK	YDS	TFL	YDS	QBH	NO	YDS	LG	TD	PD	FF	FR	TD	YDS	TK	S	A			FF	FR	S	A
09/11	at Bengals	P	1	0	1	0.0	0.0	0	0	0	0	0	0	0	0	0	0	0	0	0	0	0	0	0	0	0	W	23-20+
09/18	Patriots	P	2	1	1	0.0	0.0	0	0	0	0	0	0	0	0	0	0	0	0	0	0	0	0	0	0	0	L	14-17
09/22	at Browns	P	1	1	0	0.0	0.0	0	0	0	0	0	0	0	0	0	0	0	0	0	0	0	0	0	0	0	L	17-29
10/02	Jets	P	4	2	2	0.0	0.0	1	0	0	0	0	0	0	0	0	0	0	0	0	0	0	0	0	0	0	L	20-24
10/09	at Bills	S	1	1	0	0.0	0.0	0	0	0	0	0	0	2	0	0	0	0	0	0	0	0	0	0	0	0	L	3-38
10/16	Buccaneers																									W	20-18	
10/23	at Dolphins																									L	10-16	
10/30	at Eagles																									L	13-35	
11/13	Saints																									W	20-10	
11/20	Bengals																									L	30-37	
11/28	at Colts																									W	24-17	
12/04	at Falcons	P	0	0	0	0.0	0.0	0	0	0	0	0	0	0	0	0	0	0	0	0	0	0	0	0	0	0	W	19-16
12/11	Ravens	P	0	0	0	0.0	0.0	0	0	0	0	0	0	0	0	0	0	0	0	0	0	0	0	0	0	0	L	14-16
12/18	at Panthers	P	0	0	0	0.0	0.0	0	0	0	0	0	0	0	0	0	0	0	0	0	0	0	0	0	0	0	W	24-16
12/24	Raiders	P	0	0	0	0.0	0.0	0	0	0	0	0	0	0	0	0	0	0	0	0	0	0	0	0	0	0	W	13-10
01/01	at Ravens	S	3	2	1	0.0	0.0	0	0	0	0	0	0	0	0	0	0	0	0	0	0	0	0	0	0	0	W	16-13
01/08	Browns	P	2	1	1	0.0	0.0	0	0	0	0	0	0	0	0	0	0	0	0	0	0	0	0	0	0	0	W	28-14
2022 TOTALS		11-2	14	8	6	0.0	0.0	1	0	0	0	0	0	0	0	0	0	0	0	0	0	0	0	0	0	0	9-8	

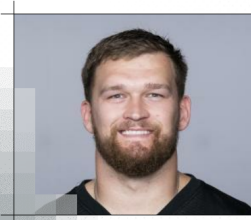
+- Overtime

2024 GAME-BY-GAME POSTSEASON STATISTICS (STEELERS)

DATE	OPPONENT	P/S	TACKLES							INTERCEPTIONS				O. FUMB			ST				MISC		W/L	SCORE				
			TK	S	A	SK	YDS	TFL	YDS	QBH	NO	YDS	LG	TD	PD	FF	FR	TD	YDS	TK	S	A			FF	FR	S	A
01/11	at Ravens																										L	14-28
2024 TOTALS			0	0	0	0.0	0.0	0	0	0	0	0	0	0	0	0	0	0	0	0	0	0	0	0	0	0	0-1	

2023 GAME-BY-GAME POSTSEASON STATISTICS (STEELERS)

DATE	OPPONENT	P/S	TACKLES							INTERCEPTIONS				O. FUMB			ST				MISC		W/L	SCORE				
			TK	S	A	SK	YDS	TFL	YDS	QBH	NO	YDS	LG	TD	PD	FF	FR	TD	YDS	TK	S	A			FF	FR	S	A
01/15	at Bills																										L	17-31
2023 TOTALS			0	0	0	0.0	0.0	0	0	0	0	0	0	0	0	0	0	0	0	0	0	0	0	0	0	0	0-1	



LOGAN LEE

DL
HEIGHT: 6-5
WEIGHT: 291
BORN: June 12, 2000
COLLEGE: Iowa

NOW ACQUIRED: 66a '24
NFL EXPERIENCE: 1st year
BIRTHPLACE: Orion, IL



PRO CAREER

- Has yet to make NFL debut

TRANSACTIONS

- Drafted by Pittsburgh in the sixth round (178th overall) of the 2024 NFL Draft

COLLEGE

- Played in 43 games (41 starts) in his four-year career with Iowa (2019-23)
- Registered 158 tackles (58 solo), 18.5 tackles for loss, 9.0 sacks, five quarterback hits, seven passes defended and two recoveries
- 2023 All-Big Ten Honorable Mention (coaches and media)
- 2023 Phil Steele All-Big Ten Third Team
- 2023 All-Big Ten (Athlon Sports)
- 2023 Academic All-Big Ten
- 2023 Hayden Fry "Extra Heartbeat" Award (defense)
- Started at defensive tackle in all 13 games in 2023
- Recorded 55 tackles (19 solo), including 5.5 tackles for a loss of 31 yards and 3.0 sacks for 26 yards, three pass break-ups, one QB pressure and one blocked kick on the season
- Registered a career-high 10 tackles (five solo), including a career-high 2.5 tackles for a loss and a career-high 2.0 QB sacks for 17 yards in 20-14 win over Purdue
- Had four assisted tackles and the second FG block of his career in 20-13 win at Iowa State
- Collected three tackles (two solo), including 1.0 QB sack vs. Michigan

PERSONAL

- Earned unanimous all-conference honors on both offense and defense for three straight seasons
- First-Team All-State on both offense and defense as a junior
- Named to Quad City Times All-Western Illinois First Team defense as a junior and senior
- Four-year football letterman as tight end and defensive end
- Holds school record for career sacks (35.0)
- Reached State Quarterfinals as junior and senior, and first round of playoffs as a sophomore
- Helped prep team post 20-4 record over final two seasons and 36-10 mark over four years
- Recorded 26 receptions for 432 yards and 10 TDs as a senior, with 46 tackles, 14.5 tackles for loss, and 14.0 sacks on defense
- Lettered in track and wrestling
- Earned wrestling State Title at 220-pounds as a sophomore
- Earned wrestling State Title at 285-pounds as a senior, becoming just third two-time State Champion in school history
- Parents are Susan and Mitch Lee
- Wife's name is Tori

LOGAN LEE'S NFL REGULAR SEASON DEFENSIVE STATISTICS

DATE	TEAM	GP	GS	TACKLES							INTERCEPTIONS							O. FUMB			ST				MISC.	
				TK	S	A	TFL	YDS	SK	YDS	QBH	NO	YDS	LG	TD	PD	FF	FR	TD	YDS	TK	S	A	FF	FR	S
2024	Steelers	0	0	0	0	0	0	0	0.0	0.0	0	0	0	0	0	0	0	0	0	0	0	0	0	0	0	0
NFL TOTALS		0	0	0	0	0	0	0	0.0	0.0	0	0	0	0	0	0	0	0	0	0	0	0	0	0	0	0

LOGAN LEE'S NFL POSTSEASON DEFENSIVE STATISTICS

DATE	TEAM	GP	GS	TACKLES							INTERCEPTIONS							O. FUMB			ST				MISC.	
				TK	S	A	TFL	YDS	SK	YDS	QBH	NO	YDS	LG	TD	PD	FF	FR	TD	YDS	TK	S	A	FF	FR	S
2024	Steelers	0	0	0	0	0	0	0	0.0	0.0	0	0	0	0	0	0	0	0	0	0	0	0	0	0	0	0
NFL TOTALS		0	0	0	0	0	0	0	0.0	0.0	0	0	0	0	0	0	0	0	0	0	0	0	0	0	0	0



2024 GAME-BY-GAME REGULAR-SEASON STATISTICS (STEELERS)

DATE	OPPONENT	P/S	TACKLES							INTERCEPTIONS					O. FUMB			ST				MISC		W/L	SCORE				
			TK	S	A	SK	YDS	TFL	YDS	QBH	NO	YDS	LG	TD	PD	FF	FR	TD	YDS	TK	S	A	FF			FR	S	A	
09/08	at Falcons																												18-10
09/15	at Broncos																												13-6
09/22	Chargers																												20-10
09/29	at Colts																												24-27
10/06	Cowboys																												17-20
10/13	at Raiders																												32-13
10/20	Jets																												37-15
10/28	Giants																												26-18
11/10	at Commanders																												28-27
11/17	Ravens																												18-16
11/21	at Browns																												19-24
12/01	at Bengals																												44-38
12/08	Browns																												27-14
12/15	at Eagles																												13-27
12/21	at Ravens																												17-34
12/25	Chiefs																												10-29
01/04	Bengals																												17-19
2024 TOTALS			0	0	0	0.0	0.0	0	0	0	0	0	0	0	0	0	0	0	0	0	0	0	0	0	0	0	10-7		

2024 GAME-BY-GAME POSTSEASON STATISTICS (STEELERS)

DATE	OPPONENT	P/S	TACKLES							INTERCEPTIONS					O. FUMB			ST				MISC		W/L	SCORE				
			TK	S	A	SK	YDS	TFL	YDS	QBH	NO	YDS	LG	TD	PD	FF	FR	TD	YDS	TK	S	A	FF			FR	S	A	
01/11	at Ravens																												14-28
2024 TOTALS			0	0	0	0.0	0.0	0	0	0	0	0	0	0	0	0	0	0	0	0	0	0	0	0	0	0	0-1		



EKU LEOTA

LB
HEIGHT: 6-4
WEIGHT: 257
BORN: May 11, 1999
COLLEGE: Auburn



NOW ACQUIRED: FA '24
NFL EXPERIENCE: 2nd year
BIRTHPLACE: Asheville, NC

PRO CAREER

- Has played in 10 regular season games (one start) in his two-year NFL career (Carolina 2023-2024), (Steelers 2024)
- Registered eight tackles (seven solo), three tackles for loss, 1.0 sacks and two quarterback hits
- Made his NFL start Week 2 against the Chargers (Carolina) in 2024
- Made his NFL debut Week 7 vs the Texans (Carolina) in 2023

2024 (CAROLINA/STEELERS)

- Recorded the first sack of his career in Week 1 at New Orleans (9/8/24)...Finished the day with four solo tackles, 1.0 sack, one quarterback hit and three tackles for loss
- After being waived by Carolina, he remained a member of the Steelers practice squad for the 2024 season
- Was elevated to the Active/Inactive Roster off the Practice Squad Week 6 at Vegas

2023 (CAROLINA)

- Appeared in eight games, contributing primarily on special teams.
- Has recorded three tackles and one quarterback hit on defense.

PRO CAREER

- Signed a Reserve/Futures contract with Pittsburgh on Jan. 14, 2025
- Signed to the Steelers practice squad on Oct. 1, 2024
- Signed to the Panthers practice squad on Sept. 19, 2024
- Waived by the Panthers on Sept. 17, 2024
- Signed to the Panthers active roster on Nov. 13, 2023
- Signed to the Panthers practice squad on Aug. 30, 2023
- Waived by the Panthers on Aug. 29, 2023
- Signed a contract with the Panthers on May 2, 2023

PERSONAL

- A native of Asheville, N.C
- Attended Asheville HS.
- Birthdays is May 11
- Son of Petelo and Molly Leota
- Has two brothers, Tamatoa and Pika, and two sisters, Malieta and Osofa'i
- Received his bachelor's degree in communications from Northwestern
- Participated in postgraduate work at Auburn in the College of Liberal Arts
- Pronunciation: EK-oo lee-OH-tuh

COLLEGE

- Appeared in 36 career games (18 at Auburn, 18 at Northwestern) while making 10 starts (nine at Auburn, one at Northwestern)
- Began his college career at Northwestern (2019-20) prior to finishing at Auburn (2021-22)
- In 2022, played in only five games due to injury
- Recorded 17 total tackles, including 5.5 tackles for loss and two sacks
- In 2021, recorded a career-high 23 total tackles, including 10.0 tackles for loss and seven sacks
- In 2020, recorded 13 tackles at Northwestern, including 5.5 tackles for loss and four sacks
- In 2019, appeared in 10 games and recorded 12 total tackles, including 4.5 tackles for loss and 2.5 sacks

EKU LEOTA'S NFL REGULAR SEASON DEFENSIVE STATISTICS

DATE	TEAM	GP	GS	TACKLES							INTERCEPTIONS					O. FUMB			ST			MISC.					
				TK	S	A	TFL	YDS	SK	YDS	QBH	NO	YDS	LG	TD	PD	FF	FR	TD	YDS	TK	S	A	FF	FR	S	A
2023	Panthers	8	0	3	2	1	0	0	0.0	0.0	1	0	0	0	0	0	0	0	0	1	0	1	0	0	0	0	
2024	Panthers	2	1	4	4	0	3	5	1.0	1.0	1	0	0	0	0	0	0	0	0	0	0	0	0	0	0		
Went from Carolina to Pittsburgh.																											
2024	Steelers	0	0	1	1	0	0	0	0.0	0.0	0	0	0	0	0	0	0	0	0	0	0	0	0	0	0	0	
2024	TOTAL	2	1	5	5	0	3	5	1.0	1.0	1	0	0	0	0	0	0	0	0	0	0	0	0	0	0	0	
NFL TOTALS		10	1	8	7	1	3	5	1.0	1.0	2	0	0	0	0	0	0	0	0	1	0	1	0	0	0	0	

EKU LEOTA'S NFL POSTSEASON DEFENSIVE STATISTICS

DATE	TEAM	GP	GS	TACKLES							INTERCEPTIONS					O. FUMB			ST			MISC.				
				TK	S	A	TFL	YDS	SK	YDS	QBH	NO	YDS	LG	TD	PD	FF	FR	TD	YDS	TK	S	A	FF	FR	S
2024	Steelers	0	0	0	0	0	0	0	0.0	0.0	0	0	0	0	0	0	0	0	0	0	0	0	0	0	0	0
NFL TOTALS		0	0	0	0	0	0	0	0.0	0.0	0	0	0	0	0	0	0	0	0	0	0	0	0	0	0	0



SINGLE-GAME HIGHS: DEFENSIVE

Total Tackles	4 at New Orleans Saints, Sep 08, 2024	Sacks	1.0 at New Orleans Saints, Sep 08, 2024
	2 at Chicago Bears, Nov 09, 2023	Tackles For Loss	3 at New Orleans Saints, Sep 08, 2024
Solo Tackles	4 at New Orleans Saints, Sep 08, 2024		
	2 at Chicago Bears, Nov 09, 2023		

2024 GAME-BY-GAME REGULAR-SEASON STATISTICS (PANTHERS/STEELERS)


DATE	OPPONENT	P/S	TACKLES					INTERCEPTIONS				O. FUMB			ST				MISC		W/L	SCORE						
			TK	S	A	SK	YDS	TFL	YDS	QBH	NO	YDS	LG	TD	PD	FF	FR	TD	YDS	TK			S	A	FF	FR	S	A
09/08	at Saints	P	4	4	0	1.0	1.0	3	5	1	0	0	0	0	0	0	0	0	0	0	0	0	0	0	0	0	L	10-47
09/15	Chargers	S	0	0	0	0.0	0.0	0	0	0	0	0	0	0	0	0	0	0	0	0	0	0	0	0	0	L	3-26	
09/22	at Raiders																								W	36-22		
11/17	Ravens																								W	18-16		
2024 TOTALS		2-1	4	4	0	1.0	1.0	3	5	1	0	0	0	0	0	0	0	0	0	0	0	0	0	0	0	2-2		

2023 GAME-BY-GAME REGULAR-SEASON STATISTICS (PANTHERS)

DATE	OPPONENT	P/S	TACKLES					INTERCEPTIONS				O. FUMB			ST				MISC		W/L	SCORE					
			TK	S	A	SK	YDS	TFL	YDS	QBH	NO	YDS	LG	TD	PD	FF	FR	TD	YDS	TK			S	A	FF	FR	S
09/10	at Falcons																									L	10-24
09/18	Saints																									L	17-20
09/24	at Seahawks																									L	27-37
10/01	Vikings																									L	13-21
10/08	at Lions																									L	24-42
10/15	at Dolphins																									L	21-42
10/29	Texans	P	0	0	0	0.0	0.0	0	0	0	0	0	0	0	0	0	0	0	0	0	0	0	0	0	0	W	15-13
11/05	Colts																									L	13-27
11/09	at Bears	P	2	2	0	0.0	0.0	0	0	0	0	0	0	0	0	0	0	0	1	0	1	0	0	0	0	L	13-16
11/19	Cowboys	P	1	0	1	0.0	0.0	0	0	0	0	0	0	0	0	0	0	0	0	0	0	0	0	0	0	L	10-33
11/26	at Titans	P	0	0	0	0.0	0.0	0	0	0	0	0	0	0	0	0	0	0	0	0	0	0	0	0	0	L	10-17
12/03	at Buccaneers	P	0	0	0	0.0	0.0	0	0	0	0	0	0	0	0	0	0	0	0	0	0	0	0	0	0	L	18-21
12/10	at Saints																									L	6-28
12/17	Falcons																									W	9-7
12/24	Packers																									L	30-33
12/31	at Jaguars	P	0	0	0	0.0	0.0	0	0	0	0	0	0	0	0	0	0	0	0	0	0	0	0	0	0	L	0-26
01/07	Buccaneers	P	0	0	0	0.0	0.0	0	0	0	0	0	0	0	0	0	0	0	0	0	0	0	0	0	0	L	0-9
2023 TOTALS		7-0	3	2	1	0.0	0.0	0	0	0	0	0	0	0	0	0	0	0	1	0	1	0	0	0	0	2-15	

2024 GAME-BY-GAME POSTSEASON STATISTICS (STEELERS)

DATE	OPPONENT	P/S	TACKLES					INTERCEPTIONS				O. FUMB			ST				MISC		W/L	SCORE					
			TK	S	A	SK	YDS	TFL	YDS	QBH	NO	YDS	LG	TD	PD	FF	FR	TD	YDS	TK			S	A	FF	FR	S
01/11	at Ravens																									L	14-28
2024 TOTALS			0	0	0	0.0	0.0	0	0	0	0	0	0	0	0	0	0	0	0	0	0	0	0	0	0	0-1	



**ISAIAHH
LOUDERMILK**

DT
HEIGHT: 6-7
WEIGHT: 293
BORN: October 10, 1997
COLLEGE: Wisconsin

HOW ACQUIRED: D5 '21
NFL EXPERIENCE: 5th year
BIRTHPLACE: Howard, MS



PRO CAREER

- ✦ Has played in 58 regular-season games (five starts) in four-year NFL career (Pittsburgh 2021-24)
- ✦ Has registered 63 tackles (38 solo), 1.0 sack, six passes defended, one quarterback hit, one tackle for loss
- ✦ Made NFL debut in Week 2 of 2021 (vs. Las Vegas)
- ✦ Made NFL starting debut in Week 16 of 2021 (at Kansas City)

2024 (STEELERS)

- ✦ Played in 16 regular-season games (no starts)
- ✦ Recorded 17 tackles (10 solo) and one pass defended
- ✦ Talled a season-high five tackles (two solo) in Week 16 at Baltimore
- ✦ Contributed on special teams with a blocked field goal in Week 5 vs. Dallas

2023 (STEELERS)

- ✦ Played in 16 regular-season games (no starts)
- ✦ Recorded 16 tackles (eight solo) two passes defended and one quarterback hit
- ✦ Registered a season-high three tackles (two solo) in Week 13 vs. Arizona

2022 (STEELERS)

- ✦ Played in 11 regular-season games (three starts)
- ✦ Recorded seven tackles (four solo)
- ✦ Blocked a field goal in Week 12 at Indianapolis
- ✦ Had his first tackle for loss in Week 15 at Carolina

2021 (STEELERS)

- ✦ Played in 15 regular-season games (two starts)
- ✦ Recorded 23 tackles (16 solo), three passes defended and 1.0 sack
- ✦ Registered his first NFL sack taking down Baker Mayfield in Week 8 at Cleveland
- ✦ Registered a career-high six tackles at Kansas City in Week 15

TRANSACTIONS


- ✦ Signed a four-year contract with Pittsburgh on May 15, 2021
- ✦ Drafted by the Steelers in the fifth round (156th overall) in the 2021 NFL Draft

COLLEGE

- ✦ Played in 40 games (26 starts) at defensive end for Wisconsin (2016-20)
- ✦ Recorded 63 tackles, 11.5 tackles for loss, 7.5 sacks, two forced fumbles and nine pass breakups
- ✦ Graduated in December 2019 with bachelor's degree in personal finance
- ✦ Named All-Big Ten third team (media) and All-Big Ten honorable mention (coaches) in 2020
- ✦ Selected to participate in the 2021 East-West Shrine Bowl
- ✦ Played in all six games (six starts) at defensive end in 2020; recorded 13 tackles, nine solo stops, 2.5 tackles for loss and 2.0 sacks
- ✦ Started 14 games at defensive end in 2019; recorded 24 tackles, including 5.0 tackles for loss and 3.0 sacks, forced two fumbles and batted down five passes
- ✦ Set a career high with five tackles vs. Ohio State in 2019 Big Ten Football Championship Game, also recording 1.0 sack and forcing a fumble

PERSONAL

- ✦ Three-star prospect by 247 Sports, ESPN and Rivals
- ✦ First-team all-state in 8-man football by Kansas Football Coaches Association and Wichita Eagle as a senior; recorded 97 tackles, 2.0 sacks and two interceptions along with five TD receptions
- ✦ Helped 10-1 West Elk earn its first-ever playoff win as a senior
- ✦ First-team All-South Central Border League as a sophomore, junior and senior
- ✦ Three-time all-district and all-area selection
- ✦ Finished career with 267 tackles, 22.0 sacks and three interceptions on defense and registered eight TD receptions on offense
- ✦ Two-year team MVP
- ✦ First-team all-state in basketball by Kansas Basketball Coaches Association as a junior, averaging 19.2 points, 14.7 rebounds and 5.5 blocks per game
- ✦ Three-time All-SCBL in basketball
- ✦ Also competed in baseball and track and field, winning conference title in shot put as a junior
- ✦ Parents are Stacy Howell and Carteze Loudermilk
- ✦ Father played basketball at Independence Community College and Creighton.



**RYAN
MCCOLLUM**

C

HEIGHT: 6-5
WEIGHT: 300
BORN: March 4, 1998
COLLEGE: Texas A&M

HOW ACQUIRED: W '22 (DET)
NFL EXPERIENCE: 4th year
BIRTHPLACE: Spring, TX



PRO CAREER

- ✦ Has played in 30 games (three start) over his four-year NFL career (Detroit 2021; Pittsburgh 2022-24)
- ✦ Made NFL debut in Week 5 of 2021 (at Minnesota)
- ✦ Made NFL starting debut in Week 6 of 2021 (vs. Cincinnati)

2024 (STEELERS)

- ✦ Played in 17 regular season games (two starts)

2023 (STEELERS)

- ✦ Spent the season on the practice squad

2022 (STEELERS)

- ✦ Spent the season on the practice squad

2021 (LIONS)

- ✦ Played in 13 regular-season games (one start) at center

2020 (TEXANS)

- ✦ Spent the season on the Houston practice squad

TRANSACTIONS

- ✦ Signed a reserve/future contract with Pittsburgh on Jan. 18, 2024
- ✦ Signed a reserve/future contract with the Steelers on Jan. 13, 2023
- ✦ Signed to the practice squad by Pittsburgh on Oct. 4, 2022
- ✦ Signed to the practice squad by the Steelers on Aug. 31, 2022
- ✦ Waived by Pittsburgh on Aug. 30, 2022
- ✦ Claimed by the Steelers off waivers from Detroit on Aug. 16, 2022
- ✦ Waived by the Lions on Aug. 15, 2022
- ✦ Promoted to the Detroit active roster on Oct. 7, 2021
- ✦ Signed to the Houston practice squad on Sept. 2, 2021
- ✦ Waived by the Texans on Aug. 31, 2021
- ✦ Signed as an undrafted free agent by Houston on May 1, 2021

PERSONAL

- ✦ Coached by David Smith at Klein Oak High School
- ✦ Earned first-team All-District 15-6A honors and All-Greater Houston honors as a senior
- ✦ Helped Klein Oak reach the state quarterfinals as a junior
- ✦ Three-star recruit, McCollum chose Texas A&M over Oklahoma State, Texas, Texas Tech and Houston

COLLEGE

- ✦ Played in 33 games at Texas A&M (2016-20)
- ✦ Started all 10 games and logged 690 snaps at center as a senior in 2020
- ✦ Key part of one of the SEC's best offensive lines in the nation as the unit also led the SEC in sacks allowed (0.7), tackles for loss allowed (3.8) and yards per carry (5.45)
- ✦ Texas A&M was the only offensive line to lead the league in all three categories in over 10 years
- ✦ Helped the Aggies rack up 543 yards of offense in the win over Florida, including 205 on the ground
- ✦ Protected QB Kellen Mond and did not allow a sack for the third straight game while also only giving up one tackle for loss on the final play of the game at Mississippi State
- ✦ Helped the Aggies tally 530 yards of total offense in the dominating 48-3 win at South Carolina, including 264 on the ground
- ✦ Rolled over the Tigers defense for a season-high 313 yards rushing in the victory at Auburn
- ✦ Texas A&M offensive line was named a finalist for the Joe Moore Award




RYAN MCCOLLUM'S NFL REGULAR SEASON STATISTICS

DATE	TEAM	GP	GS
2021	Texans	0	0
Went from Houston to Detroit .			
2021	Lions	13	1
2021	TOTAL	13	1
2022	Lions	0	0
Went from Detroit to Pittsburgh .			
2022	Steelers	0	0
2022	TOTAL	0	0
2023	Steelers	0	0
2024	Steelers	17	2
NFL TOTALS		30	3

RYAN MCCOLLUM'S NFL POSTSEASON STATISTICS

DATE	TEAM	GP	GS
2023	Steelers	0	0
2024	Steelers	1	0
NFL TOTALS		1	0



MASON MCCORMICK

6
HEIGHT: 6-5
WEIGHT: 315
BORN: May 25, 2000
COLLEGE: South Dakota State

HOW ACQUIRED: D4 '24
NFL EXPERIENCE: 2nd year
BIRTHPLACE: Sioux Falls, SD



PRO CAREER

- ✦ Has played in 17 regular-season games (14 starts) in one-year NFL career (Pittsburgh 2024)
- ✦ Made NFL debut in Week 1 of 2024 (at Atlanta)
- ✦ Made NFL starting debut in Week 4 of 2024 (vs. Indianapolis)

2024 (STEELERS)

- ✦ Played in 17 regular-season games (14 starts)
- ✦ Paved the way for RB Najee Harris to rush for 100+ yards three consecutive weeks (Week 6, Week 7 and Week 8)
- ✦ Part of an offensive line that paved way for Harris to record his fourth consecutive 1,000 rushing yard season

TRANSACTIONS

- ✦ Signed a four-year contract with Pittsburgh on May 11, 2024
- ✦ Drafted by the Steelers in the fourth round (119th overall) of the 2024 NFL Draft

PERSONAL

- ✦ Earned First-Team All-State honors and was a member of the Sioux Falls Argus Leader Elite 45 after helping lead Roosevelt High School to the state championship game in 2017
- ✦ Also competed in track and field, placing second in the discus and fifth in the shot put at Class AA state meet as a senior
- ✦ Scholar-athlete award recipient

COLLEGE


- ✦ Played in 70 games (57 starts) at South Dakota State (2018-23)
- ✦ Became the 34th Jackrabbit to be taken in the NFL Draft and the sixth in the last seven seasons
- ✦ First SDSU offensive lineman to be drafted since Adam Timmerman was a seventh-round pick by the Green Bay Packers in 1995
- ✦ Started the final 57 games of his college career
- ✦ American Football Coaches Association FCS All-America First Team (2022)
- ✦ American Football Coaches Association FCS All-America Second Team (2023)
- ✦ Associated Press FCS All-America First Team (2022, 2023)
- ✦ Phil Steele FCS Offensive Lineman of the Year (2023)
- ✦ Phil Steele FCS All-America First Team (2022, 2023)
- ✦ HERO Sports FCS All-America Team (2020-21, 2021, 2022)
- ✦ HERO Sports FCS Sophomore All-America Team (2020-21)
- ✦ Stats Perform FCS All-America First Team (2023)
- ✦ Stats Perform FCS All-America Second Team (2022)
- ✦ All-Missouri Valley Football Conference First Team (2022, 2023)
- ✦ All-MVFC Second Team (2020-21, 2021)
- ✦ MVFC Offensive Lineman of the Week (Oct. 1, 2022; Sept. 30, 2023)
- ✦ Hampshire Honor Society (2023)
- ✦ College Sports Communicators Academic All-District (2022)
- ✦ MVFC Commissioner's Academic Excellence Award (2019, 2020-21, 2021)
- ✦ MVFC Honor Roll (2018, 2019, 2020-21, 2021, 2022)
- ✦ Team Captain (2021, 2022, 2023)

MASON MCCORMICK'S NFL REGULAR SEASON STATISTICS

DATE	TEAM	GP	GS
2024	Steelers	17	14
NFL TOTALS		17	14

MASON MCCORMICK'S NFL POSTSEASON STATISTICS

DATE	TEAM	GP	GS
2024	Steelers	0	0
NFL TOTALS		0	0



LANCE MCCUTCHEON

WR
HEIGHT: 6-3
WEIGHT: 202
BORN: February 20, 1999
COLLEGE: Montana State

HOW ACQUIRED: FA '25
NFL EXPERIENCE: 3rd year
BIRTHPLACE: Bozeman, MT



PRO CAREER

- ✦ Has played in 10 regular-season games (one start) over three-year NFL career (L.A. Rams 2022-23; Houston 2023; N.Y. Jets 2023-24; Pittsburgh 2024)
- ✦ Has registered two tackles (two solo) on special teams
- ✦ Made NFL debut in Week 3 of 2022 (at Arizona)
- ✦ Made NFL starting debut in Week 12 of 2022 (at Kansas City)

2024 (JETS/STEELERS)

- ✦ Did not play in a regular-season game
- ✦ Signed with the Steelers Practice Squad on Oct. 14
- ✦ Signed with the Jets Practice Squad on Aug. 28
- ✦ Participated in the Jets training camp but was released on Aug. 27

2023 (RAMS/TEXANS/JETS)

- ✦ Did not play in a regular-season game
- ✦ Signed with the Jets Practice Squad on Oct. 24
- ✦ Signed with the Texans Practice Squad on Aug. 31
- ✦ Participated in the Rams training camp but was released on Aug. 28

2022 (RAMS)

- ✦ Played in 10 regular-season games (one start)
- ✦ Registered a tackle on special teams in Week 14 vs. Las Vegas
- ✦ Registered a tackle on special teams in Week 16 vs. Denver

TRANSACTIONS

- ✦ Signed a Reserve/Future contract with Pittsburgh on Jan. 14, 2025
- ✦ Released from the Steelers Practice Squad on Nov. 12, 2024
- ✦ Signed with the Pittsburgh Practice Squad on Oct. 14, 2024
- ✦ Released from the N.Y. Jets Practice Squad on Aug. 30, 2024
- ✦ Signed with the N.Y. Jets Practice Squad on Aug. 28, 2024
- ✦ Waived by the N.Y. Jets on Aug. 27, 2024
- ✦ Signed a Reserve/Future contract with N.Y. Jets on Jan. 9, 2024
- ✦ Signed with the N.Y. Jets Practice Squad on Oct. 24, 2023
- ✦ Released from the Houston Practice Squad on Oct. 10, 2023
- ✦ Signed with the Texans Practice Squad on Aug. 31, 2023
- ✦ Waived by the L.A. Rams on Aug. 28, 2023
- ✦ Signed with L.A. Rams on May 18, 2022
- ✦ Waived by the L.A. Rams on May 17, 2022
- ✦ Signed with L.A. Rams as an undrafted rookie free agent on May 4, 2022

PERSONAL

- ✦ Led Bozeman H.S. to the 2015 Class AA State Championship and was a captain during his senior season, when he earned First Team Class AA All-State honors at receiver and cornerback
- ✦ Named First-Team All-Conference at receiver and cornerback as a junior in 2014; caught 40 passes for 780 yards with 12 TDs
- ✦ Two-time Academic All-State team and lettered in basketball as well as track and field

COLLEGE

- ✦ Played in 51 games (x starts) in four-year career at Montana State (2017-21)
- ✦ Finished his career with 94 catches for 1,741 yards (10th in school history) and 13 TDs (eighth in school history)
- ✦ His 19.1 yards/catch was the highest in school history (career)
- ✦ His 19.3 yards/catch in 2021 was the highest in school history (single season)
- ✦ His five 100-yard games in 2021 are second-most in school history, while his five career 100-yard games are seventh-most
- ✦ Enjoyed one of the most impactful seasons by a wide receiver in school history in 2021; started all 15 games and earned First Team All-Big Sky honors
- ✦ His 81.3 yards/game was third-most in the Big Sky, and his 1,219 yards and 19.3 yards/catch led the league
- ✦ Registered a career-high 161 yards receiving vs. Portland State
- ✦ Selected to participate in the NFLPA Collegiate Bowl
- ✦ Ranked fifth on the team with 197 yards receiving and two TDs in 2019
- ✦ Caught two passes, both TDs, for 91 yards in MSU's second-round NCAA playoff win over UAlbany
- ✦ Played in all 13 games as a sophomore in 2018
- ✦ Played in all 11 games as a freshman in 2017



LANCE MCCUTCHEON'S NFL REGULAR SEASON RUSHING/RECEIVING STATISTICS

DATE	TEAM	GP	GS	RECEIVING					RUSHING					
				NO.	YDS.	AVG.	LG	TD	NO.	YDS.	AVG.	LG	TD	
2022	Rams	10	1	0	0	0.0	0	0	0	0	0	0.0	0	0
2023	Texans	0	0	0	0	0.0	0	0	0	0	0	0.0	0	0
2024	Steelers	0	0	0	0	0.0	0	0	0	0	0	0.0	0	0
Went from Pittsburgh to N.Y. Jets.														
2024	Jets	0	0	0	0	0.0	0	0	0	0	0	0.0	0	0
2024	TOTAL	0	0	0	0	0.0	0	0	0	0	0	0.0	0	0
NFL TOTALS		10	1	0	0	0.0	0	0	0	0	0	0.0	0	0

LANCE MCCUTCHEON'S NFL REGULAR SEASON RETURN STATISTICS

DATE	TEAM	KICKOFF RETURNS					PUNT RETURNS					
		RET.	YDS.	AVG.	LG	TD	NO.	FC	YDS.	AVG.	LG	TD
2022	Rams	0	0	0.0	0	0	0	0	0	0.0	0	0
2023	Texans	0	0	0.0	0	0	0	0	0	0.0	0	0
2024	Steelers	0	0	0.0	0	0	0	0	0	0.0	0	0
Went from Pittsburgh to N.Y. Jets.												
2024	Jets	0	0	0.0	0	0	0	0	0	0.0	0	0
2024	TOTAL	0	0	0.0	0	0	0	0	0	0.0	0	0
NFL TOTALS		0	0	0.0	0	0	0	0	0	0.0	0	0

SINGLE-GAME HIGHS: RUSHING/RECEIVING

Special Teams Tackles

- 1 vs. Denver Broncos, Dec 25, 2022
- 1 vs. Las Vegas Raiders, Dec 08, 2022

2024 GAME-BY-GAME REGULAR-SEASON STATISTICS (STEELERS/JETS)

DATE	OPPONENT	P/S	RECEIVING					RUSHING					W/L	SCORE
			NO.	YDS.	AVG.	LG	TD	NO.	YDS.	AVG.	LG	TD		
09/08	at Falcons												W	18-10
09/15	at Broncos												W	13-6
09/22	Chargers												W	20-10
09/29	at Colts												L	24-27
10/06	Cowboys												L	17-20
10/13	at Raiders												W	32-13
10/20	Jets												W	37-15
10/28	Giants												W	26-18
Went from Pittsburgh to N.Y. Jets.														
10/31	Texans												W	21-13
Went from Jets to Steelers.														
11/10	at Commanders												W	28-27
2024 TOTALS		0-0	0	0	0.0	0	0	0	0	0.0	0	0	8-2	


2023 GAME-BY-GAME REGULAR-SEASON STATISTICS (TEXANS)

DATE	OPPONENT	P/S	RECEIVING					RUSHING					W/L	SCORE
			NO.	YDS.	AVG.	LG	TD	NO.	YDS.	AVG.	LG	TD		
09/10	at Ravens												L	9-25
09/17	Colts												L	20-31
09/24	at Jaguars												W	37-17
10/01	Steelers												W	30-6
10/08	at Falcons												L	19-21
12/10	at Jets												L	6-30
2023 TOTALS		0-0	0	0	0.0	0	0	0	0	0.0	0	0	2-4	

2022 GAME-BY-GAME REGULAR-SEASON STATISTICS (RAMS)

DATE	OPPONENT	P/S	RECEIVING					RUSHING					W/L	SCORE
			NO.	YDS.	AVG.	LG	TD	NO.	YDS.	AVG.	LG	TD		
09/08	Bills												L	10-31
09/18	Falcons												W	31-27
09/25	at Cardinals	P	0	0	0.0	0	0	0	0	0.0	0	0	W	20-12
10/03	at 49ers	P	0	0	0.0	0	0	0	0	0.0	0	0	L	9-24
10/09	Cowboys												L	10-22
10/16	Panthers												W	24-10
10/30	49ers												L	14-31
11/06	at Buccaneers												L	13-16
11/13	Cardinals	P	0	0	0.0	0	0	0	0	0.0	0	0	L	17-27
11/20	at Saints	P	0	0	0.0	0	0	0	0	0.0	0	0	L	20-27
11/27	at Chiefs	S	0	0	0.0	0	0	0	0	0.0	0	0	L	10-26
12/04	Seahawks												L	23-27
12/08	Raiders	P	0	0	0.0	0	0	0	0	0.0	0	0	W	17-16
12/19	at Packers	P	0	0	0.0	0	0	0	0	0.0	0	0	L	12-24
12/25	Broncos	P	0	0	0.0	0	0	0	0	0.0	0	0	W	51-14
01/01	at Chargers	P	0	0	0.0	0	0	0	0	0.0	0	0	L	10-31
01/08	at Seahawks	P	0	0	0.0	0	0	0	0	0.0	0	0	L	16-19+
2022 TOTALS		10-1	0	0	0.0	0	0	0	0	0.0	0	0	5-12	

+ - Overtime



KYLER MCMICHAEL

CB

HEIGHT: 6-0
 WEIGHT: 202
 BORN: March 22, 2000
 COLLEGE: North Carolina

NOW ACQUIRED: FA '25
 NFL EXPERIENCE: 3rd year
 BIRTHPLACE: Atlanta, GA



PRO CAREER

- ✦ Has yet to make NFL debut

2024 (STEELERS)

- ✦ Participated in Pittsburgh training camp but was released on Aug. 28

2023 (CARDINALS)

- ✦ Spent the season on the Reserve/Injured List

TRANSACTIONS

- ✦ Signed a Reserve/Future contract with Pittsburgh on Jan. 14, 2025
- ✦ Waived by the Steelers on Aug. 26, 2024
- ✦ Signed with Pittsburgh on July 30, 2024
- ✦ Waived by Arizona on March 13, 2024
- ✦ Acquired by the Cardinals via waivers from Buffalo on June 8, 2023
- ✦ Waived by Buffalo June 7, 2023
- ✦ Signed a Reserve/Future contract with the Bills on Jan. 23, 2023
- ✦ Signed with the Buffalo practice squad on Sept. 1, 2022
- ✦ Waived by Tampa Bay on Aug. 30, 2022
- ✦ Signed with the Buccaneers as an undrafted rookie free agent on May 5, 2022

PERSONAL

- ✦ Attended Greater Atlanta (GA) Christian School where he was one of the top recruits in the nation played running back and cornerback
- ✦ Named the No. 8 CB in the nation by Rivals.com and the No. 7 recruit in the state of Georgia
- ✦ As a senior in 2017 rushed for 1,483 yards and 24 TDs on 128 carries while totaling 1,639 all-purpose yards
- ✦ Earned an invite to the U.S. Army All-American Game and was a member of the Atlanta Journal-Constitution Super 11 Team after leading the team to a 12-2 record and Final Four appearance that year
- ✦ Earned first-team All-State accolades as a junior after rushing for 1,493 yards and 16 TDs while leading the team to a 13-2 record and state championship game appearance
- ✦ Majored in Communications at North Carolina

COLLEGE

- ✦ Appeared in 21 games (16 starts) at North Carolina (2020-21) and collected 44 tackles, one tackle for loss, one interception and eight passes defended
- ✦ Transferred to North Carolina in 2019 after playing the 2018 season at Clemson
- ✦ Finished collegiate career by appearing in 32 games (16 starts) and recording 46 total tackles
- ✦ As a junior in 2021, appeared in 12 games (eight starts) and had 18 tackles (12 solo), one interception, one pass defended and one tackle for loss
- ✦ In 2020, played in nine games (eight starts) and posted 26 tackles (22 solo) and six passes defended
- ✦ Sat out the 2019 season after transferring
- ✦ In 2018 at Clemson, appeared in 12 games and had two tackles (one solo) for the Tigers National Championship squad

KYLER MCMICHAEL'S NFL REGULAR SEASON DEFENSIVE STATISTICS

DATE	TEAM	GP	GS	TACKLES							INTERCEPTIONS							O. FUMB				ST				MISC.								
				TK	S	A	TFL	YDS	SK	YDS	QBH	NO	YDS	LG	TD	PD	FF	FR	TD	YDS	TK	S	A	FF	FR	S	A							
2022	Buccaneers	0	0	0	0	0	0	0	0	0	0	0	0	0	0	0	0	0	0	0	0	0	0	0	0	0	0	0	0	0	0	0	0	0
Went from Tampa Bay to Buffalo.																																		
2022	Bills	0	0	0	0	0	0	0	0	0	0	0	0	0	0	0	0	0	0	0	0	0	0	0	0	0	0	0	0	0	0	0	0	0
2022	TOTAL	0	0	0	0	0	0	0	0	0	0	0	0	0	0	0	0	0	0	0	0	0	0	0	0	0	0	0	0	0	0	0	0	0
2023	Cardinals	0	0	0	0	0	0	0	0	0	0	0	0	0	0	0	0	0	0	0	0	0	0	0	0	0	0	0	0	0	0	0	0	0
2024	Steelers	0	0	0	0	0	0	0	0	0	0	0	0	0	0	0	0	0	0	0	0	0	0	0	0	0	0	0	0	0	0	0	0	0
NFL TOTALS		0	0	0	0	0	0	0	0	0	0	0	0	0	0	0	0	0	0	0	0	0	0	0	0	0	0	0	0	0	0	0	0	0

KYLER MCMICHAEL'S NFL POSTSEASON DEFENSIVE STATISTICS

DATE	TEAM	GP	GS	TACKLES							INTERCEPTIONS							O. FUMB				ST				MISC.								
				TK	S	A	TFL	YDS	SK	YDS	QBH	NO	YDS	LG	TD	PD	FF	FR	TD	YDS	TK	S	A	FF	FR	S	A							
2022	Bills	0	0	0	0	0	0	0	0	0	0	0	0	0	0	0	0	0	0	0	0	0	0	0	0	0	0	0	0	0	0	0	0	0
NFL TOTALS		0	0	0	0	0	0	0	0	0	0	0	0	0	0	0	0	0	0	0	0	0	0	0	0	0	0	0	0	0	0	0	0	0



2023 GAME-BY-GAME REGULAR-SEASON STATISTICS (CARDINALS)

DATE	OPPONENT	P/S	TACKLES							INTERCEPTIONS				O. FUMB				ST				MISC		W/L	SCORE		
			TK	S	A	SK	YDS	TFL	YDS	QBH	NO	YDS	LG	TD	PD	FF	FR	TD	YDS	TK	S	A	FF			FR	S
09/10	at Commanders																									L	16-20
09/17	Giants																									L	28-31
09/24	Cowboys																									W	28-16
10/01	at 49ers																									L	16-35
10/08	Bengals																									L	20-34
10/15	at Rams																									L	9-26
10/22	at Seahawks																									L	10-20
10/29	Ravens																									L	24-31
11/05	at Browns																									L	0-27
11/12	Falcons																									W	25-23
11/19	at Texans																									L	16-21
11/26	Rams																									L	14-37
12/03	at Steelers																									W	24-10
12/17	49ers																									L	29-45
12/24	at Bears																									L	16-27
12/31	at Eagles																									W	35-31
01/07	Seahawks																									L	20-21
2023 TOTALS			0	0	0	0	0	0	0	0	0	0	0	0	0	0	0	0	0	0	0	0	0	0	0	4-13	

2022 GAME-BY-GAME REGULAR-SEASON STATISTICS (BILLS)

DATE	OPPONENT	P/S	TACKLES							INTERCEPTIONS				O. FUMB				ST				MISC		W/L	SCORE			
			TK	S	A	SK	YDS	TFL	YDS	QBH	NO	YDS	LG	TD	PD	FF	FR	TD	YDS	TK	S	A	FF			FR	S	A
11/20	Browns																										W	31-23
2022 TOTALS			0	0	0	0	0	0	0	0	0	0	0	0	0	0	0	0	0	0	0	0	0	0	0	0	1-0	

2022 GAME-BY-GAME POSTSEASON STATISTICS (BILLS)

DATE	OPPONENT	P/S	TACKLES							INTERCEPTIONS				O. FUMB				ST				MISC		W/L	SCORE			
			TK	S	A	SK	YDS	TFL	YDS	QBH	NO	YDS	LG	TD	PD	FF	FR	TD	YDS	TK	S	A	FF			FR	S	A
01/15	Dolphins																										W	34-31
01/22	Bengals																										L	10-27
2022 TOTALS			0	0	0	0	0	0	0	0	0	0	0	0	0	0	0	0	0	0	0	0	0	0	0	0	1-1	



**JAKE
MCQUAIDE**

Is
HEIGHT: 6-2
WEIGHT: 235
BORN: July 7, 1987
COLLEGE: Ohio State

48

HOW ACQUIRED: FA '25
NFL EXPERIENCE: 15th year
BIRTHPLACE Cincinnati, OH

KEY TRANSACTIONS

Signed by the St. Louis Rams as an undrafted free agent on 7/29/11.
 Signed a four-year extension with the Rams on 7/5/13.
 Signed a three-year extension with the Rams on 3/9/18.
 Signed by the Dallas Cowboys on 3/15/21.
 Released by the Cowboys on 8/31/21.
 Signed by the Cowboys on 9/2/21.
 Signed a one-year extension with the Cowboys on 3/14/22.
 Released by the Cowboys on 8/30/22.
 Signed by the Cowboys on 8/31/22.
 Placed on Reserve/Injured by the Cowboys on 10/4/22.
 Signed by the Detroit Lions on 3/20/23.
 Released by the Lions on 8/7/23.
 Signed by the Lions to the practice squad on 11/2/23.
 Signed by the Lions to the active roster from the practice squad on 11/15/24.
 Signed by the Chicago Bears to the practice squad on 10/15/24.
 Signed by the Minnesota Vikings to the practice squad on 11/6/24.
 Elevated by the Vikings from the practice squad to the active roster on 11/9/24.
 Elevated by the Vikings from the practice squad to the active roster on 11/16/24.
 Elevated by the Vikings from the practice squad to the active roster on 11/23/24.
 Signed by the Vikings rom the practice squad to the active roster on 11/27/24.
 Waived by the Vikings on 12/3/24.

OFF THE FIELD

Earned his degree in aeronautical engineering.
 He and his wife Abby have two daughters, Quinn and Max, and two sons, JJ and Wes.

HONORS

Pro Bowl Selection (2x - 2016, 2017)

CAREER NOTES

Became the first long snapper to earn back-to-back Pro Bowl honors in NFL history (2016-17),
 Comes to Minnesota having appeared in 190 career games during his 14-year NFL tenure.
 Vikings Special Teams Coordinator Matt Daniels was the Rams Assistant Special Teams Coach during the 2018-19 seasons and Head Coach Kevin O'Connell was the Rams Offensive Coordinator during McQuaide's final season in Los Angeles in 2020. Daniels was also the Cowboys Assistant Special Teams Coach in McQuaide's first season in Dallas in 2021.

2024 | CHICAGO BEARS/MINNESOTA VIKINGS

Handled long snapping duties for the Vikings from Weeks 10-13.
 Signed by the Minnesota Vikings to the practice squad on 11/6/24.
 Signed by the Chicago Bears to the practice squad on 10/15/24.

2023 | DETROIT LIONS

Appeared in four games in his lone season in Detroit.

2022 | DALLAS COWBOYS

Handled all long-snapping duties for the Cowboys in 2022.

2021 | DALLAS COWBOYS

Played in all 17 games and provided clean snaps on all 148 plays while adding one special teams tackle.
 Made his Cowboys debut in the opener at Tampa Bay (9/9).

2020 | LOS ANGELES RAMS

In his final season with the Rams, played in all 16 games for the 10th consecutive year and provided 141 clean snaps.

2019 | LOS ANGELES RAMS

Had 134 cleans snaps in 16 games played.

2018 | LOS ANGELES RAMS

Played in all 16 games and all three postseason contests, including Super Bowl LIII and snapped cleanly 130 times in the regular season and 29 times in the playoffs.



2017 | LOS ANGELES RAMS

Named to his second consecutive Pro Bowl, providing clean snaps 151 consecutive times. Tied his career-high with 13 snaps in games against Indianapolis (9/10) and at Dallas (10/1). Made his postseason debut in the Wild Card game against Atlanta (1/6/18).

2016 | LOS ANGELES RAMS

Named to the Pro Bowl and became the first long snapper in Rams history to make the team. Tallied 146 clean snaps on the season. Also had a special teams tackle.

2015 | ST. LOUIS RAMS

Snapped cleanly 157 times in 16 games, including a career-high tying 13 times against Jacksonville (10/6). Added one special teams tackle on the season.

2014 | ST. LOUIS RAMS

In 16 games played, snapped cleanly 145 times and added a pair of special teams tackles.

2013 | ST. LOUIS RAMS

Had 141 clean snaps in 16 games played, including two games with a then-career-high 13 snaps - against San Francisco (9/26) and Jacksonville (10/6).

2012 | ST. LOUIS RAMS

Logged 139 consecutive clean snaps in all 16 games played to go with a pair of special teams tackles.

2011 | ST. LOUIS RAMS

Played in all 16 games, providing the Rams with 150 clean snaps and two special teams tackles. Made his NFL debut against Philadelphia (9/11).

COLLEGE - OHIO STATE

Spent four seasons (2007-10) at Ohio State and handled snapping responsibilities in all 46 games in which he appeared. Served as the Buckeyes' primary long snapper for his final three seasons after splitting snapping responsibilities as a redshirt freshman. Began his career as a walk on, earning a scholarship in 2008. Was a part of three Big Ten Conference Championships from 2007-09.

PREP - Elder (OHIO)

Attended Elder High School in Cincinnati, Ohio, where he played tight end and made 10 catches for 125 yards as a senior.

JAKE MCQUAIDE'S NFL REGULAR SEASON STATISTICS

DATE	TEAM	GP
2011	Rams	16
2012	Rams	16
2013	Rams	16
2014	Rams	16
2015	Rams	16
2016	Rams	16
2017	Rams	16
2018	Rams	16
2019	Rams	16
2020	Rams	16
2021	Cowboys	17
2022	Cowboys	4
2023	Lions	9
2024	Vikings	4
NFL TOTALS		194

JAKE MCQUAIDE'S NFL POSTSEASON STATISTICS

DATE	TEAM	GP
2017	Rams	1
2018	Rams	3
2020	Rams	2
2021	Cowboys	1
2022	Cowboys	0
2023	Lions	3
2024	Vikings	0
NFL TOTALS		10



2024 GAME-BY-GAME REGULAR-SEASON STATISTICS (VIKINGS)

DATE	OPPONENT		W/L	SCORE
09/08	at Giants	NOT ON ROSTER	W	28-6
09/15	49ers	NOT ON ROSTER	W	23-17
09/22	Texans	NOT ON ROSTER	W	34-7
09/29	at Packers	NOT ON ROSTER	W	31-29
10/06	Jets	NOT ON ROSTER	W	23-17
10/20	Lions	NOT ON ROSTER	L	29-31
10/24	at Rams	NOT ON ROSTER	L	20-30
11/03	Colts	NOT ON ROSTER	W	21-13
11/10	at Jaguars	PRACTICE SQUAD	W	12-7
11/17	at Titans	P	W	23-13
11/24	at Bears	P	W	30-27+
12/01	Cardinals	P	W	23-22
12/08	Falcons	NOT ON ROSTER	W	42-21
12/16	Bears	NOT ON ROSTER	W	30-12
12/22	at Seahawks	NOT ON ROSTER	W	27-24
12/29	Packers	NOT ON ROSTER	W	27-25
01/05	at Lions	NOT ON ROSTER	L	9-31
2024 TOTALS	3		14-3	

+ - Overtime

2023 GAME-BY-GAME REGULAR-SEASON STATISTICS (LIONS)

DATE	OPPONENT		W/L	SCORE
11/12	at Chargers	PRACTICE SQUAD	W	41-38
11/19	Bears	P	W	31-26
11/23	Packers	P	L	22-29
12/03	at Saints	P	W	33-28
12/10	at Bears	P	L	13-28
12/16	Broncos	P	W	42-17
12/24	at Vikings	P	W	30-24
12/30	at Cowboys	P	L	19-20
01/07	Vikings	P	W	30-20
2023 TOTALS	8		6-3	

2022 GAME-BY-GAME REGULAR-SEASON STATISTICS (COWBOYS)

DATE	OPPONENT		W/L	SCORE
09/11	Buccaneers	P	L	3-19
09/18	Bengals	P	W	20-17
09/26	at Giants	P	W	23-16
10/02	Commanders	P	W	25-10
10/09	at Rams	INJURED RESERVE	W	22-10
10/16	at Eagles	INJURED RESERVE	L	17-26
10/23	Lions	INJURED RESERVE	W	24-6
10/30	Bears	INJURED RESERVE	W	49-29
11/13	at Packers	INJURED RESERVE	L	28-31+
11/20	at Vikings	INJURED RESERVE	W	40-3
11/24	Giants	INJURED RESERVE	W	28-20
12/04	Colts	INJURED RESERVE	W	54-19
12/11	Texans	INJURED RESERVE	W	27-23
12/18	at Jaguars	INJURED RESERVE	L	34-40+
12/24	Eagles	INJURED RESERVE	W	40-34
12/29	at Titans	INJURED RESERVE	W	27-13
01/08	at Commanders	INJURED RESERVE	L	6-26
2022 TOTALS	4		12-5	

+ - Overtime

2021 GAME-BY-GAME REGULAR-SEASON STATISTICS (COWBOYS)

DATE	OPPONENT		W/L	SCORE
09/09	at Buccaneers	P	L	29-31
09/19	at Chargers	P	W	20-17
09/27	Eagles	P	W	41-21
10/03	Panthers	P	W	36-28
10/10	Giants	P	W	44-20
10/17	at Patriots	P	W	35-29+
10/31	at Vikings	P	W	20-16
11/07	Broncos	P	L	16-30
11/14	Falcons	P	W	43-3
11/21	at Chiefs	P	L	9-19
11/25	Raiders	P	L	33-36+
12/02	at Saints	P	W	27-17
12/12	at Football Team	P	W	27-20
12/19	at Giants	P	W	21-6
12/26	Football Team	P	W	56-14
01/02	Cardinals	P	L	22-25
01/08	at Eagles	P	W	51-26
2021 TOTALS	17		12-5	

+ - Overtime

2020 GAME-BY-GAME REGULAR-SEASON STATISTICS (RAMS)

DATE	OPPONENT		W/L	SCORE
09/13	Cowboys	P	W	20-17
09/20	at Eagles	P	W	37-19
09/27	at Bills	P	L	32-35
10/04	Giants	P	W	17-9
10/11	at Football Team	P	W	30-10
10/18	at 49ers	P	L	16-24
10/26	Bears	P	W	24-10
11/01	at Dolphins	P	L	17-28
11/15	Seahawks	P	W	23-16
11/23	at Buccaneers	P	W	27-24
11/29	49ers	P	L	20-23
12/06	at Cardinals	P	W	38-28
12/10	Patriots	P	W	24-3
12/20	Jets	P	L	20-23
12/27	at Seahawks	P	L	9-20
01/03	Cardinals	P	W	18-7
2020 TOTALS	16		10-6	

2019 GAME-BY-GAME REGULAR-SEASON STATISTICS (RAMS)

DATE	OPPONENT		W/L	SCORE
09/08	at Panthers	P	W	30-27
09/15	Saints	P	W	27-9
09/22	at Browns	P	W	20-13
09/29	Buccaneers	P	L	40-55
10/03	at Seahawks	P	L	29-30
10/13	49ers	P	L	7-20
10/20	at Falcons	P	W	37-10
10/27	Bengals	P	W	24-10
11/10	at Steelers	P	L	12-17
11/17	Bears	P	W	17-7
11/25	Ravens	P	L	6-45
12/01	at Cardinals	P	W	34-7
12/08	Seahawks	P	W	28-12
12/15	at Cowboys	P	L	21-44
12/21	at 49ers	P	L	31-34
12/29	Cardinals	P	W	31-24
2019 TOTALS	16		9-7	

2018 GAME-BY-GAME REGULAR-SEASON STATISTICS (RAMS)

DATE	OPPONENT		W/L	SCORE
09/10	at Raiders	P	W	33-13
09/16	Cardinals	P	W	34-0
09/23	Chargers	P	W	35-23
09/27	Vikings	P	W	38-31
10/07	at Seahawks	P	W	33-31
10/14	at Broncos	P	W	23-20
10/21	at 49ers	P	W	39-10
10/28	Packers	P	W	29-27
11/04	at Saints	P	L	35-45
11/11	Seahawks	P	W	36-31
11/19	Chiefs	P	W	54-51
12/02	at Lions	P	W	30-16
12/09	at Bears	P	L	6-15
12/16	Eagles	P	L	23-30
12/23	at Cardinals	P	W	31-9
12/30	49ers	P	W	48-32
2018 TOTALS	16		13-3	

2017 GAME-BY-GAME REGULAR-SEASON STATISTICS (RAMS)

DATE	OPPONENT		W/L	SCORE
09/10	Colts	P	W	46-9
09/17	Redskins	P	L	20-27
09/21	at 49ers	P	W	41-39
10/01	at Cowboys	P	W	35-30
10/08	Seahawks	P	L	10-16
10/15	at Jaguars	P	W	27-17
10/22	Cardinals	P	W	33-0
11/05	at Giants	P	W	51-17
11/12	Texans	P	W	33-7
11/19	at Vikings	P	L	7-24
11/26	Saints	P	W	26-20
12/03	at Cardinals	P	W	32-16
12/10	Eagles	P	L	35-43
12/17	at Seahawks	P	W	42-7
12/24	at Titans	P	W	27-23
12/31	49ers	P	L	13-34
2017 TOTALS	16		11-5	

2016 GAME-BY-GAME REGULAR-SEASON STATISTICS (RAMS)

DATE	OPPONENT		W/L	SCORE
09/12	at 49ers	P	L	0-28
09/18	Seahawks	P	W	9-3
09/25	at Buccaneers	P	W	37-32
10/02	at Cardinals	P	W	17-13
10/09	Bills	P	L	19-30
10/16	at Lions	P	L	28-31
10/23	Giants	P	L	10-17
11/06	Panthers	P	L	10-13
11/13	at Jets	P	W	9-6
11/20	Dolphins	P	L	10-14
11/27	at Saints	P	L	21-49
12/04	at Patriots	P	L	10-26
12/11	Falcons	P	L	14-42
12/15	at Seahawks	P	L	3-24
12/24	49ers	P	L	21-22
01/01	Cardinals	P	L	6-44
2016 TOTALS		16	4-12	

2015 GAME-BY-GAME REGULAR-SEASON STATISTICS (RAMS)

DATE	OPPONENT		W/L	SCORE
09/13	Seahawks	P	W	34-31+
09/20	at Redskins	P	L	10-24
09/27	Steelers	P	L	6-12
10/04	at Cardinals	P	W	24-22
10/11	at Packers	P	L	10-24
10/25	Browns	P	W	24-6
11/01	49ers	P	W	27-6
11/08	at Vikings	P	L	18-21+
11/15	Bears	P	L	13-37
11/22	at Ravens	P	L	13-16
11/29	at Bengals	P	L	7-31
12/06	Cardinals	P	L	3-27
12/13	Lions	P	W	21-14
12/17	Buccaneers	P	W	31-23
12/27	at Seahawks	P	W	23-17
01/03	at 49ers	P	L	16-19+
2015 TOTALS		16	7-9	

+ - Overtime

2014 GAME-BY-GAME REGULAR-SEASON STATISTICS (RAMS)

DATE	OPPONENT		W/L	SCORE
09/07	Vikings	P	L	6-34
09/14	at Buccaneers	P	W	19-17
09/21	Cowboys	P	L	31-34
10/05	at Eagles	P	L	28-34
10/13	49ers	P	L	17-31
10/19	Seahawks	P	W	28-26
10/26	at Chiefs	P	L	7-34
11/02	at 49ers	P	W	13-10
11/09	at Cardinals	P	L	14-31
11/16	Broncos	P	W	22-7
11/23	at Chargers	P	L	24-27
11/30	Raiders	P	W	52-0
12/07	at Redskins	P	W	24-0
12/11	Cardinals	P	L	6-12
12/21	Giants	P	L	27-37
12/28	at Seahawks	P	L	6-20
2014 TOTALS		16	6-10	

2013 GAME-BY-GAME REGULAR-SEASON STATISTICS (RAMS)

DATE	OPPONENT		W/L	SCORE
09/08	Cardinals	P	W	27-24
09/15	at Falcons	P	L	24-31
09/22	at Cowboys	P	L	7-31
09/26	49ers	P	L	11-35
10/06	Jaguars	P	W	34-20
10/13	at Texans	P	W	38-13
10/20	at Panthers	P	L	15-30
10/28	Seahawks	P	L	9-14
11/03	Titans	P	L	21-28
11/10	at Colts	P	W	38-8
11/24	Bears	P	W	42-21
12/01	at 49ers	P	L	13-23
12/08	at Cardinals	P	L	10-30
12/15	Saints	P	W	27-16
12/22	Buccaneers	P	W	23-13
12/29	at Seahawks	P	L	9-27
2013 TOTALS		16	7-9	

2012 GAME-BY-GAME REGULAR-SEASON STATISTICS (RAMS)

DATE	OPPONENT		W/L/T	SCORE
09/09	at Lions	P	L	23-27
09/16	Redskins	P	W	31-28
09/23	at Bears	P	L	6-23
09/30	Seahawks	P	W	19-13
10/04	Cardinals	P	W	17-3
10/14	at Dolphins	P	L	14-17
10/21	Packers	P	L	20-30
10/28	Patriots	P	L	7-45
11/11	at 49ers	P	T	24-24
11/18	Jets	P	L	13-27
11/25	at Cardinals	P	W	31-17
12/02	49ers	P	W	16-13+
12/09	at Bills	P	W	15-12
12/16	Vikings	P	L	22-36
12/23	at Buccaneers	P	W	28-13
12/30	at Seahawks	P	L	13-20
2012 TOTALS		16		7-8-1

+ - Overtime

2011 GAME-BY-GAME REGULAR-SEASON STATISTICS (RAMS)

DATE	OPPONENT		W/L	SCORE
09/11	Eagles	P	L	13-31
09/19	at Giants	P	L	16-28
09/25	Ravens	P	L	7-37
10/02	Redskins	P	L	10-17
10/16	at Packers	P	L	3-24
10/23	at Cowboys	P	L	7-34
10/30	Saints	P	W	31-21
11/06	at Cardinals	P	L	13-19+
11/13	at Browns	P	W	13-12
11/20	Seahawks	P	L	7-24
11/27	Cardinals	P	L	20-23
12/04	at 49ers	P	L	0-26
12/12	at Seahawks	P	L	13-30
12/18	Bengals	P	L	13-20
12/24	at Steelers	P	L	0-27
01/01	49ers	P	L	27-34
2011 TOTALS		16		2-14

+ - Overtime

2023 GAME-BY-GAME POSTSEASON STATISTICS (LIONS)

DATE	OPPONENT		W/L	SCORE
01/14	Rams	P	W	24-23
01/21	Buccaneers	P	W	31-23
01/28	at 49ers	P	L	31-34
2023 TOTALS		3		2-1

2022 GAME-BY-GAME POSTSEASON STATISTICS (COWBOYS)

DATE	OPPONENT		W/L	SCORE
01/16	at Buccaneers		W	31-14
01/22	at 49ers	INJURED RESERVE	L	12-19
2022 TOTALS		0		1-1

2021 GAME-BY-GAME POSTSEASON STATISTICS (COWBOYS)

DATE	OPPONENT		W/L	SCORE
01/16	49ers	P	L	17-23
2021 TOTALS		1		0-1

2020 GAME-BY-GAME POSTSEASON STATISTICS (RAMS)

DATE	OPPONENT		W/L	SCORE
01/09	at Seahawks	P	W	30-20
01/16	at Packers	P	L	18-32
2020 TOTALS		2		1-1


2018 GAME-BY-GAME POSTSEASON STATISTICS (RAMS)

DATE	OPPONENT		W/L	SCORE
01/12	Cowboys	P	W	30-22
01/20	at Saints	P	W	26-23+
02/03	Patriots	P	L	3-13
2018 TOTALS		3		2-1

+ - Overtime

2017 GAME-BY-GAME POSTSEASON STATISTICS (RAMS)

DATE	OPPONENT		W/L	SCORE
01/06	Falcons	P	L	13-26
2017 TOTALS		1		0-1



DK METCALF

WR
HEIGHT: 6-4
WEIGHT: 235
BORN: December 14, 1997
COLLEGE: Mississippi

HOW ACQUIRED: TR '25 (SEA)
NFL EXPERIENCE: 7th year
BIRTHPLACE: Oxford, MS

PRO CAREER

- ✦ Has played in 97 regular-season games (93 starts) over six-year NFL career (Seattle 2019-24)
- ✦ Has registered 438 receptions for 6,324 yards (14.4 avg.) and 48 TDs
- ✦ Has rushed three times for 17 yards (5.7 avg.)
- ✦ His 48 receiving TDs are the eighth-most among active players in the League
- ✦ Has recorded three 1,000-yard receiving seasons (2020, 2022 and 2023), registered 15 100-yard receiving games and posted 13 catches of 50 yards or more in his career
- ✦ His 13 catches of 50 yards or more rank seventh among active wideouts
- ✦ Joined Randy Moss as the only players in NFL history with 50 receptions, 900 yards and five TDs in each of their first six seasons
- ✦ First player in Seattle history with three consecutive 100-yard receiving games (Weeks 2-4 of 2024)
- ✦ Ranked first in Seahawks' history in a player's first six seasons in receptions (438), receiving yards (6,324) and receiving TDs (48)
- ✦ Finished his Seattle career fourth all-time in receiving TDs (48)
- ✦ 2022, 2023 Pro Bowl
- ✦ 2020 Associated Press Second-Team All-Pro
- ✦ His 1,114 yards in 2023, made him the seventh player in franchise history with back-to-back 1,000 receiving yards seasons
- ✦ In 2022, set a single-season career-high with 90 receptions (fourth-most in franchise history) and posted his second-career 1,000-yard season
- ✦ In the Wild Card Game at San Francisco in 2023, led team with 10 receptions for 136 yards and two TDs; tied Randy Moss for second-most all-time with his third-career receiving TD in the postseason of at least 50 yards
- ✦ Led the Seahawks with 75 catches and 12 TDs (4th NFL) in 2021
- ✦ His 12 TD receptions in 2021 are tied for third-most in a single season in Seattle history
- ✦ Fifth player since 1990 with at least 900 receiving yards and seven TD receptions in each of his first three seasons, joining Odell Beckham Jr., Joey Galloway, A.J. Green and Randy Moss
- ✦ Joined Randy Moss (36) and Odell Beckham Jr. (34) as the only wide receivers since 1990 with at least 25 TD receptions in their first 40 career games
- ✦ Started all 16 games played in 2020 and was named second-team AP All-Pro and named to the Pro Bowl
- ✦ Led team while setting a franchise record with 1,303 receiving yards (Steve Largent, 1,287 in 1985)
- ✦ Recorded 10 receptions for a career-high 177 yards in Week 12 of 2020 at Philadelphia
- ✦ Ranked second among all NFL rookie receivers in 2019 with 58 receptions and third with 900 receiving yards – both second all-time in Seahawks single-season history
- ✦ In the Wild Card at Philadelphia in 2020, led team with seven receptions for 160 yards and a 53-yard TD
- ✦ His 160 yards receiving are the most-ever by a rookie in an NFL playoff game and most in Seattle playoff history

2024 (SEAHAWKS)

- ✦ Played in 15 regular-season games (12 starts)
- ✦ Caught 66 passes for 992 yards and five TDs
- ✦ Had 10 receptions for 129 yards, including a 56-yard TD in Week 2 at New England; TD was his sixth career of 50 or more yards
- ✦ Added 100-yard receiving games in both Week 3 (104 vs. Miami) and Week 4 (104 at Detroit)
- ✦ Hauled in a 71-yard TD reception in Week 3 vs. Miami, his seventh career catch of 50 or more yards, second most in Seattle history
- ✦ First player in Seattle history with three consecutive 100-yard receiving games (Weeks 2-4)

2023 (SEAHAWKS)

- ✦ Played in 16 regular-season games (16 starts)
- ✦ Named to NFC Pro Bowl
- ✦ Caught 66 passes for 1,114 yards (16.9 avg.) and eight TDs
- ✦ His 1,114 yards, made him the seventh player in franchise history with back-to-back 1,000 receiving yards seasons (his third overall)
- ✦ Along with Tyler Lockett and Jaxon Smith-Njigba, gave Seattle three receivers with 60-plus catches in a season for the first time in franchise history
- ✦ Fastest ball carrier, timing at 22.23 mph, in Week 13 at Dallas
- ✦ Finished the Dallas game with a season-high 134 yards and three touchdowns on six catches, the second three-touchdown game of his career
- ✦ His 73-yard TD was Seattle's longest play from scrimmage in 2023
- ✦ Caught six passes for 112 yards (18.7 avg.) in Week 3 vs. Carolina
- ✦ Registered six receptions for 134 yards (22.3 avg.) and three TDs in Week 13 at Dallas
- ✦ Caught five passes for 106 aydrds (21.2 avg.) in Week 17 vs. Pittsburgh

2022 (SEAHAWKS)

- ✦ Played in 17 regular-season games (17 starts)
- ✦ Set single-season career-high with 90 receptions (fourth-most in franchise history), posted his second-career 1,000-yard season, and moved in to first place for the most receiving yards in a player's first four seasons in franchise history with 4,218
- ✦ Led team with 10 receptions for 136 yards and two TDs in the Wild Card Game at San Francisco
- ✦ Tied Randy Moss for second-most all-time with his third-career receiving TD in the postseason of at least 50 yards
- ✦ Caught seven passes for 149 yards (21.3 avg.) in Week 4 at Detroit
- ✦ Registered season-high 11 receptions (90 yards) in Week 12 vs. Las Vegas
- ✦ Caught eight passes for 127 yards (15.9 avg.) and one TD in Week 13 at L.A. Rams



2021 (SEAHAWKS)

- ✦ Played in 17 regular-season games (17 starts)
- ✦ Led the Seahawks with 75 catches and 12 TDs (fourth in the NFL)
- ✦ His 12 TD receptions are tied for third-most in a single season in franchise history
- ✦ Finished with 967 receiving yards
- ✦ Became the fifth player since 1990 with at least 900 receiving yards and seven TD receptions in each of his first three seasons, joining Odell Beckham Jr., Joey Galloway, A.J. Green and Randy Moss
- ✦ His two TDs in Week 8 vs. Jacksonville gave him 25 for his career and joined Moss (36) and Beckham Jr. (34) as the only wide receivers since 1990 with at least 25 TD receptions in their first 40 career games
- ✦ Led team with 96 yards in Week 7 vs. New Orleans, including an 84-yard TD reception
- ✦ The 84-yard TD was the third-longest reception in franchise history, and longest since 2010 (Ben Obomanu: 871 vs. Kansas City (11/28/2010))
- ✦ Caught six passes for 107 yards and one TD in Week 3 at Minnesota
- ✦ Registered six receptions for 63 yards (10.5 avg.) and three TDs in Week 17 vs. Detroit

2020 (SEAHAWKS)

- ✦ Played in 16 regular-season games (16 starts)
- ✦ Named second-team AP All-Pro
- ✦ Set franchise record with 1,303 receiving yards (Steve Largent, 1,287 in 1985)
- ✦ Along with Tyler Lockett, became just the second set of Seahawks teammates to each have 1,000 yards in the same season (Brian Blades, Joey Galloway in 1995)
- ✦ Tied Lockett for team lead with 10 TDs
- ✦ Became the first set of receivers to post 80-plus receptions each in a season in club history and gave Seattle two receivers with 10-plus TDs each in a season for the second time in club history (Largent, Daryl Turner in 1984)
- ✦ Posted 10 receptions for a career-high 177 yards in Week 12 at Philadelphia
- ✦ Fifth 100-yard game of the season, tied for second-most in franchise history
- ✦ Caught 12 passes for 161 yards (13.4 avg.) and two TDs in Week 8 vs. San Francisco
- ✦ Registered four receptions for 110 yards (27.5 avg.) and one TD in Week 3 vs. Dallas
- ✦ Caught four passes for 106 yards (26.5 avg.) in Week 4 at Miami
- ✦ Registered seven receptions for 108 yards (15.4 avg.) and one TD in Week 9 at Buffalo

2019 (SEAHAWKS)

- ✦ Played in 16 regular-season games (16 starts)
- ✦ Ranked second among all NFL rookie receivers with 58 receptions and third with 900 receiving yards – both second all-time in Seahawks single-season history by a rookie behind Joey Galloway’s totals in 1995
- ✦ Led team with seven receptions for 160 yards and a 53-yard touchdown in the NFC Wild Card at Philadelphia
- ✦ His 160 yards receiving was the most-ever by a rookie in an NFL playoff game and most all time in franchise history
- ✦ In Week 1 vs. Cincinnati, started at wide receiver, and led the team with 89 yards on four receptions
- ✦ His 89 yards were the most by a Seahawks rookie wide receiver in a debut surpassing Steve Largent’s 1976 total of 86
- ✦ Caught six passes for 123 yards (20.5 avg.) and one TD in Week 9 vs. Tampa Bay

TRANSACTIONS

- ✦ Signed a five-year contract with Pittsburgh on March 13, 2025
- ✦ Acquired, via trade with Seattle, along with the Seahawks sixth-round selection in the 2025 draft (185th overall) in exchange for the Steelers’ second (52nd) and seventh-round (223rd) selections in the 2025 draft
- ✦ Signed a three-year contract extension with the Seahawks on July 28, 2022
- ✦ Signed a four-year contract with Seattle on May 22, 2019
- ✦ Drafted by the Seahawks in the second round (64th overall) of the 2019 NFL Draft

PERSONAL

- ✦ Attended Oxford H.S. (Miss.), where he was a U.S. Army and MaxPreps All America selection
- ✦ A consensus 4-star prospect by the major recruiting services and listed as the No. 70 overall recruit and the fifth best in Mississippi by Rivals.com
- ✦ Ranked as the 14th best wide receiver recruit in the nation by Rivals.com, No. 18 by Scout.com and No. 19 by 247Sports.com
- ✦ Full name is DeKaylin Zecharius Metcalf
- ✦ Father, Terrence, was an NFL and Ole Miss All-American offensive lineman
- ✦ Majored in hospitality management

COLLEGE

- ✦ Played in 21 games (19 starts) at Ole Miss, leaving school after his redshirt sophomore year
- ✦ Recorded 67 receptions for 1,228 yards and 14 TDs during his college career
- ✦ His 14 career TD receptions are ninth all-time in program history
- ✦ In 2018, started his redshirt sophomore season’s first seven games before suffering a season-ending neck injury at Arkansas
- ✦ Hauled in 26 catches for 569 yards and five TDs
- ✦ Prior to injury, was ranked fourth in the SEC with five receiving TDs and third in the conference in receiving yards
- ✦ SEC All Freshman in 2017
- ✦ Caught 39 passes for 646 yards and seven TDs in 2017
- ✦ Ranked seventh in the SEC with seven TD receptions

DK METCALF'S NFL REGULAR SEASON RUSHING/RECEIVING STATISTICS

DATE	TEAM	GP	GS	RECEIVING				RUSHING					
				NO.	YDS.	AVG.	LG	TD	NO.	YDS.	AVG.	LG	TD
2019	Seahawks	16	15	58	900	15.5	54	7	2	11	5.5	7	0
2020	Seahawks	16	16	83	1,303	15.7	62	10	0	0	0.0	0	0
2021	Seahawks	17	17	75	967	12.9	84t	12	1	6	6.0	6	0
2022	Seahawks	17	17	90	1,048	11.6	54	6	0	0	0.0	0	0
2023	Seahawks	16	16	66	1,114	16.9	73t	8	0	0	0.0	0	0
2024	Seahawks	15	12	66	992	15.0	71t	5	0	0	0.0	0	0
NFL TOTALS		97	93	438	6,324	14.4	84T	48	3	17	5.7	7	0



DK METCALF'S NFL POSTSEASON RUSHING/RECEIVING STATISTICS

DATE	TEAM	GP	GS	RECEIVING					RUSHING				
				NO.	YDS.	AVG.	LG	TD	NO.	YDS.	AVG.	LG	TD
2019	Seahawks	2	2	11	219	19.9	53t	1	0	0	0.0	0	0
2020	Seahawks	1	1	5	96	19.2	51t	2	0	0	0.0	0	0
2022	Seahawks	1	1	10	136	13.6	50t	2	0	0	0.0	0	0
NFL TOTALS		4	4	26	451	17.3	53T	5	0	0	0.0	0	0

DK METCALF'S NFL REGULAR SEASON RETURN STATISTICS

DATE	TEAM	KICKOFF RETURNS					PUNT RETURNS					
		RET.	YDS.	AVG.	LG	TD	NO.	FC	YDS.	AVG.	LG	TD
2019	Seahawks	0	0	0.0	0	0	0	0	0	0.0	0	0
2020	Seahawks	0	0	0.0	0	0	0	0	0	0.0	0	0
2021	Seahawks	0	0	0.0	0	0	0	0	0	0.0	0	0
2022	Seahawks	0	0	0.0	0	0	0	0	0	0.0	0	0
2023	Seahawks	0	0	0.0	0	0	0	0	0	0.0	0	0
2024	Seahawks	0	0	0.0	0	0	0	0	0	0.0	0	0
NFL TOTALS		0	0	0.0	0	0	0	0	0	0.0	0	0

DK METCALF'S NFL POSTSEASON RETURN STATISTICS

DATE	TEAM	KICKOFF RETURNS					PUNT RETURNS					
		RET.	YDS.	AVG.	LG	TD	NO.	FC	YDS.	AVG.	LG	TD
2019	Seahawks	0	0	0.0	0	0	0	0	0	0.0	0	0
2020	Seahawks	0	0	0.0	0	0	0	0	0	0.0	0	0
2022	Seahawks	0	0	0.0	0	0	0	0	0	0.0	0	0
NFL TOTALS		0	0	0.0	0	0	0	0	0	0.0	0	0

SINGLE-GAME HIGHS: RUSHING/RECEIVING

Rush Attempts	1 vs. Detroit Lions, Jan 02, 2022 1 vs. Tampa Bay Buccaneers, Nov 03, 2019 ...1 more at 1.	Longest Receptions	84t vs. New Orleans Saints, Oct 25, 2021 73t at Dallas Cowboys, Nov 30, 2023
Rushing Yards	7 vs. Tampa Bay Buccaneers, Nov 03, 2019 6 vs. Detroit Lions, Jan 02, 2022	Receiving TDs	3 at Dallas Cowboys, Nov 30, 2023 3 vs. Detroit Lions, Jan 02, 2022
Longest Runs	7 vs. Tampa Bay Buccaneers, Nov 03, 2019 6 vs. Detroit Lions, Jan 02, 2022	All-Purpose Yards	177 at Philadelphia Eagles, Nov 30, 2020 161 vs. San Francisco 49ers, Nov 01, 2020
Receptions	12 vs. San Francisco 49ers, Nov 01, 2020 11 vs. Las Vegas Raiders, Nov 27, 2022	Most TDs	3 at Dallas Cowboys, Nov 30, 2023 3 vs. Detroit Lions, Jan 02, 2022
Receiving Yards	177 at Philadelphia Eagles, Nov 30, 2020 161 vs. San Francisco 49ers, Nov 01, 2020	Miscellaneous Tackles	2 at Arizona Cardinals, Oct 25, 2020 1 at San Francisco 49ers, Dec 10, 2023 ...5 more at 1.
Receiving Average	27.5 vs. Dallas Cowboys, Sep 27, 2020 26.5 at Miami Dolphins, Oct 04, 2020	Scrimmage Yards	177 at Philadelphia Eagles, Nov 30, 2020 161 vs. San Francisco 49ers, Nov 01, 2020

SINGLE-GAME HIGHS - POSTSEASON: RECEIVING

Receptions	10 at San Francisco 49ers, Jan 14, 2023 7 at Philadelphia Eagles, Jan 05, 2020 5 vs. Los Angeles Rams, Jan 09, 2021 4 at Green Bay Packers, Jan 12, 2020	Receiving TDs	2 at San Francisco 49ers, Jan 14, 2023 2 vs. Los Angeles Rams, Jan 09, 2021 1 at Philadelphia Eagles, Jan 05, 2020
Receiving Yards	160 at Philadelphia Eagles, Jan 05, 2020 136 at San Francisco 49ers, Jan 14, 2023 96 vs. Los Angeles Rams, Jan 09, 2021 59 at Green Bay Packers, Jan 12, 2020	All-Purpose Yards	160 at Philadelphia Eagles, Jan 05, 2020 136 at San Francisco 49ers, Jan 14, 2023 96 vs. Los Angeles Rams, Jan 09, 2021 59 at Green Bay Packers, Jan 12, 2020
Receiving Average	22.9 at Philadelphia Eagles, Jan 05, 2020 19.2 vs. Los Angeles Rams, Jan 09, 2021 14.8 at Green Bay Packers, Jan 12, 2020 13.6 at San Francisco 49ers, Jan 14, 2023	Most TDs	2 at San Francisco 49ers, Jan 14, 2023 2 vs. Los Angeles Rams, Jan 09, 2021 1 at Philadelphia Eagles, Jan 05, 2020
Longest Receptions	53t at Philadelphia Eagles, Jan 05, 2020 51t vs. Los Angeles Rams, Jan 09, 2021 50t at San Francisco 49ers, Jan 14, 2023 36 at Philadelphia Eagles, Jan 05, 2020 26 at Philadelphia Eagles, Jan 05, 2020	Scrimmage Yards	160 at Philadelphia Eagles, Jan 05, 2020 136 at San Francisco 49ers, Jan 14, 2023 96 vs. Los Angeles Rams, Jan 09, 2021 59 at Green Bay Packers, Jan 12, 2020



100-YARD RECEIVING GAMES (15): REGULAR SEASON

DATE	TEAM	NO.	YDS.	AVG.	LG	TD
11/03/19	BUCCANEERS	6	123	20.5	53t	1
09/27/20	COWBOYS	4	110	27.5	62	1
10/04/20	at Dolphins	4	106	26.5	37	0
11/01/20	49ERS	12	161	13.4	46t	2
11/08/20	at Bills	7	108	15.4	41	1
11/30/20	at Eagles	10	177	17.7	52	0
09/26/21	at Vikings	6	107	17.8	28	1
10/02/22	at Lions	7	149	21.3	54	0
12/04/22	at Rams	8	127	15.9	40	1
09/24/23	PANTHERS	6	112	18.7	34	0
11/30/23	at Cowboys	6	134	22.3	73t	3
12/31/23	STEELERS	5	106	21.2	33	0
09/15/24	at Patriots	10	129	12.9	56t	1
09/22/24	DOLPHINS	4	104	26.0	71t	1
09/30/24	at Lions	7	104	14.9	29	0

100-YARD RECEIVING GAMES (2): POSTSEASON

DATE	TEAM	NO.	YDS.	AVG.	LG	TD
01/05/20	at Eagles	7	160	22.9	53t	1
01/14/23	at 49ers	10	136	13.6	50t	2

2024 GAME-BY-GAME REGULAR-SEASON STATISTICS (SEAHAWKS)

DATE	OPPONENT	P/S	RECEIVING					RUSHING					W/L	SCORE
			NO.	YDS.	AVG.	LG	TD	NO.	YDS.	AVG.	LG	TD		
09/08	Broncos	S	3	29	9.7	12	0	0	0	0.0	0	0	W	26-20
09/15	at Patriots	S	10	129	12.9	56t	1	0	0	0.0	0	0	W	23-20+
09/22	Dolphins	S	4	104	26.0	71t	1	0	0	0.0	0	0	W	24-3
09/30	at Lions	S	7	104	14.9	29	0	0	0	0.0	0	0	L	29-42
10/06	Giants	S	4	55	13.8	22	0	0	0	0.0	0	0	L	20-29
10/10	49ers	P	3	48	16.0	30	0	0	0	0.0	0	0	L	24-36
10/20	at Falcons	S	4	99	24.8	35	1	0	0	0.0	0	0	W	34-14
10/27	Bills												L	10-31
11/03	Rams												L	20-26+
11/17	at 49ers	S	7	70	10.0	26	0	0	0	0.0	0	0	W	20-17
11/24	Cardinals	P	4	59	14.8	29	0	0	0	0.0	0	0	W	16-6
12/01	at Jets	S	4	66	16.5	30	0	0	0	0.0	0	0	W	26-21
12/08	at Cardinals	S	4	49	12.3	18	0	0	0	0.0	0	0	W	30-18
12/15	Packers	S	3	28	9.3	15	0	0	0	0.0	0	0	L	13-30
12/22	Vikings	S	3	57	19.0	25t	1	0	0	0.0	0	0	L	24-27
12/26	at Bears	P	3	42	14.0	23	0	0	0	0.0	0	0	W	6-3
01/05	at Rams	S	3	53	17.7	22	1	0	0	0.0	0	0	W	30-25
2024 TOTALS		15-12	66	992	15.0	71T	5	0	0	0.0	0	0	10-7	

+ - Overtime

2023 GAME-BY-GAME REGULAR-SEASON STATISTICS (SEAHAWKS)

DATE	OPPONENT	P/S	RECEIVING					RUSHING					W/L	SCORE
			NO.	YDS.	AVG.	LG	TD	NO.	YDS.	AVG.	LG	TD		
09/10	Rams	S	3	47	15.7	28	1	0	0	0.0	0	0	L	13-30
09/17	at Lions	S	6	75	12.5	18	0	0	0	0.0	0	0	W	37-31+
09/24	Panthers	S	6	112	18.7	34	0	0	0	0.0	0	0	W	37-27
10/02	at Giants	S	3	34	11.3	16	1	0	0	0.0	0	0	W	24-3
10/15	at Bengals	S	4	69	17.3	30	0	0	0	0.0	0	0	L	13-17
10/22	Cardinals												W	20-10
10/29	Browns	S	5	67	13.4	43	0	0	0	0.0	0	0	W	24-20
11/05	at Ravens	S	1	50	50.0	50	0	0	0	0.0	0	0	L	3-37
11/12	Commanders	S	7	98	14.0	27	0	0	0	0.0	0	0	W	29-26
11/19	at Rams	S	5	94	18.8	53	1	0	0	0.0	0	0	L	16-17
11/23	49ers	S	3	32	10.7	14	0	0	0	0.0	0	0	L	13-31
11/30	at Cowboys	S	6	134	22.3	73t	3	0	0	0.0	0	0	L	35-41
12/10	at 49ers	S	2	52	26.0	31t	1	0	0	0.0	0	0	L	16-28
12/18	Eagles	S	5	78	15.6	34	0	0	0	0.0	0	0	W	20-17
12/24	at Titans	S	4	56	14.0	26	1	0	0	0.0	0	0	W	20-17
12/31	Steelers	S	5	106	21.2	33	0	0	0	0.0	0	0	L	23-30
01/07	at Cardinals	S	1	10	10.0	10	0	0	0	0.0	0	0	W	21-20
2023 TOTALS		16-16	66	1,114	16.9	73T	8	0	0	0.0	0	0	9-8	

+ - Overtime



2022 GAME-BY-GAME REGULAR-SEASON STATISTICS (SEAHAWKS)

DATE	OPPONENT	P/S	RECEIVING					RUSHING					W/L	SCORE
			NO.	YDS.	AVG.	LG	TD	NO.	YDS.	AVG.	LG	TD		
09/12	Broncos	S	7	36	5.1	15	0	0	0	0.0	0	0	W	17-16
09/18	at 49ers	S	4	35	8.8	12	0	0	0	0.0	0	0	L	7-27
09/25	Falcons	S	5	64	12.8	18t	1	0	0	0.0	0	0	L	23-27
10/02	at Lions	S	7	149	21.3	54	0	0	0	0.0	0	0	W	48-45
10/09	at Saints	S	5	88	17.6	50t	1	0	0	0.0	0	0	L	32-39
10/16	Cardinals	S	2	34	17.0	17	0	0	0	0.0	0	0	W	19-9
10/23	at Chargers	S	1	12	12.0	12	0	0	0	0.0	0	0	W	37-23
10/30	Giants	S	6	55	9.2	15	1	0	0	0.0	0	0	W	27-13
11/06	at Cardinals	S	5	37	7.4	9	1	0	0	0.0	0	0	W	31-21
11/13	at Buccaneers	S	6	71	11.8	16	0	0	0	0.0	0	0	L	16-21
11/27	Raiders	S	11	90	8.2	24	0	0	0	0.0	0	0	L	34-40+
12/04	at Rams	S	8	127	15.9	40	1	0	0	0.0	0	0	W	27-23
12/11	Panthers	S	5	71	14.2	25	1	0	0	0.0	0	0	L	24-30
12/15	49ers	S	7	55	7.9	13	0	0	0	0.0	0	0	L	13-21
12/24	at Chiefs	S	7	81	11.6	35	0	0	0	0.0	0	0	L	10-24
01/01	Jets	S	1	3	3.0	3	0	0	0	0.0	0	0	W	23-6
01/08	Rams	S	3	40	13.3	23	0	0	0	0.0	0	0	W	19-16+
2022 TOTALS		17-17	90	1,048	11.6	54	6	0	0	0.0	0	0	9-8	

+ - Overtime

2021 GAME-BY-GAME REGULAR-SEASON STATISTICS (SEAHAWKS)

DATE	OPPONENT	P/S	RECEIVING					RUSHING					W/L	SCORE
			NO.	YDS.	AVG.	LG	TD	NO.	YDS.	AVG.	LG	TD		
09/12	at Colts	S	4	60	15.0	30	1	0	0	0.0	0	0	W	28-16
09/19	Titans	S	6	53	8.8	16	0	0	0	0.0	0	0	L	30-33+
09/26	at Vikings	S	6	107	17.8	28	1	0	0	0.0	0	0	L	17-30
10/03	at 49ers	S	4	65	16.3	28	1	0	0	0.0	0	0	W	28-21
10/07	Rams	S	5	98	19.6	25	2	0	0	0.0	0	0	L	17-26
10/17	at Steelers	S	6	58	9.7	14	0	0	0	0.0	0	0	L	20-23+
10/25	Saints	S	2	96	48.0	84t	1	0	0	0.0	0	0	L	10-13
10/31	Jaguars	S	6	43	7.2	16t	2	0	0	0.0	0	0	W	31-7
11/14	at Packers	S	3	26	8.7	18	0	0	0	0.0	0	0	L	0-17
11/21	Cardinals	S	4	31	7.8	14	0	0	0	0.0	0	0	L	13-23
11/29	at Football Team	S	1	13	13.0	13	0	0	0	0.0	0	0	L	15-17
12/05	49ers	S	5	60	12.0	33	0	0	0	0.0	0	0	W	30-23
12/12	at Texans	S	4	43	10.8	22	0	0	0	0.0	0	0	W	33-13
12/21	at Rams	S	6	52	8.7	12	0	0	0	0.0	0	0	L	10-20
12/26	Bears	S	2	41	20.5	41t	1	0	0	0.0	0	0	L	24-25
01/02	Lions	S	6	63	10.5	17	3	1	6	6.0	6	0	W	51-29
01/09	at Cardinals	S	5	58	11.6	31	0	0	0	0.0	0	0	W	38-30
2021 TOTALS		17-17	75	967	12.9	84T	12	1	6	6.0	6	0	7-10	

+ - Overtime

2020 GAME-BY-GAME REGULAR-SEASON STATISTICS (SEAHAWKS)

DATE	OPPONENT	P/S	RECEIVING					RUSHING					W/L	SCORE
			NO.	YDS.	AVG.	LG	TD	NO.	YDS.	AVG.	LG	TD		
09/13	at Falcons	S	4	95	23.8	38t	1	0	0	0.0	0	0	W	38-25
09/20	Patriots	S	4	92	23.0	54t	1	0	0	0.0	0	0	W	35-30
09/27	Cowboys	S	4	110	27.5	62	1	0	0	0.0	0	0	W	38-31
10/04	at Dolphins	S	4	106	26.5	37	0	0	0	0.0	0	0	W	31-23
10/11	Vikings	S	6	93	15.5	39	2	0	0	0.0	0	0	W	27-26
10/25	at Cardinals	S	2	23	11.5	17	0	0	0	0.0	0	0	L	34-37+
11/01	49ers	S	12	161	13.4	46t	2	0	0	0.0	0	0	W	37-27
11/08	at Bills	S	7	108	15.4	41	1	0	0	0.0	0	0	L	34-44
11/15	at Rams	S	2	28	14.0	19	0	0	0	0.0	0	0	L	16-23
11/19	Cardinals	S	3	46	15.3	25t	1	0	0	0.0	0	0	W	28-21
11/30	at Eagles	S	10	177	17.7	52	0	0	0	0.0	0	0	W	23-17
12/06	Giants	S	5	80	16.0	21	0	0	0	0.0	0	0	L	12-17
12/13	Jets	S	6	61	10.2	19	1	0	0	0.0	0	0	W	40-3
12/20	at Football Team	S	5	43	8.6	15	0	0	0	0.0	0	0	W	20-15
12/27	Rams	S	6	59	9.8	17	0	0	0	0.0	0	0	W	20-9
01/03	at 49ers	S	3	21	7.0	12	0	0	0	0.0	0	0	W	26-23
2020 TOTALS		16-16	83	1,303	15.7	62	10	0	0	0.0	0	0	12-4	

+ - Overtime

2019 GAME-BY-GAME REGULAR-SEASON STATISTICS (SEAHAWKS)

DATE	OPPONENT	P/S	RECEIVING					RUSHING					W/L	SCORE
			NO.	YDS.	AVG.	LG	TD	NO.	YDS.	AVG.	LG	TD		
09/08	Bengals	S	4	89	22.3	42	0	0	0	0.0	0	0	W	21-20
09/15	at Steelers	S	3	61	20.3	28t	1	0	0	0.0	0	0	W	28-26
09/22	Saints	S	2	67	33.5	54	0	0	0	0.0	0	0	L	27-33
09/29	at Cardinals	S	1	6	6.0	6	0	0	0	0.0	0	0	W	27-10
10/03	Rams	P	2	44	22.0	40t	1	0	0	0.0	0	0	W	30-29
10/13	at Browns	S	4	69	17.3	30	0	1	4	4.0	4	0	W	32-28
10/20	Ravens	S	4	53	13.3	37	0	0	0	0.0	0	0	L	16-30
10/27	at Falcons	S	3	13	4.3	7	2	0	0	0.0	0	0	W	27-20
11/03	Buccaneers	S	6	123	20.5	53t	1	1	7	7.0	7	0	W	40-34+
11/11	at 49ers	S	6	70	11.7	25	0	0	0	0.0	0	0	W	27-24+
11/24	at Eagles	S	3	35	11.7	17	0	0	0	0.0	0	0	W	17-9
12/02	Vikings	S	6	75	12.5	20	0	0	0	0.0	0	0	W	37-30
12/08	at Rams	S	6	78	13.0	35	0	0	0	0.0	0	0	L	12-28
12/15	at Panthers	S	2	36	18.0	19t	1	0	0	0.0	0	0	W	30-24
12/22	Cardinals	S	0	0	0.0	0	0	0	0	0.0	0	0	L	13-27
12/29	49ers	S	6	81	13.5	24	1	0	0	0.0	0	0	L	21-26
2019 TOTALS	16-15		58	900	15.5	54	7	2	11	5.5	7	0	11-5	

+ - Overtime

2022 GAME-BY-GAME POSTSEASON STATISTICS (SEAHAWKS)


DATE	OPPONENT	P/S	RECEIVING					RUSHING					W/L	SCORE
			NO.	YDS.	AVG.	LG	TD	NO.	YDS.	AVG.	LG	TD		
01/14	at 49ers	S	10	136	13.6	50t	2	0	0	0.0	0	0	L	23-41
2022 TOTALS	1-1		10	136	13.6	50T	2	0	0	0.0	0	0	0-1	

2020 GAME-BY-GAME POSTSEASON STATISTICS (SEAHAWKS)

DATE	OPPONENT	P/S	RECEIVING					RUSHING					W/L	SCORE
			NO.	YDS.	AVG.	LG	TD	NO.	YDS.	AVG.	LG	TD		
01/09	Rams	S	5	96	19.2	51t	2	0	0	0.0	0	0	L	20-30
2020 TOTALS	1-1		5	96	19.2	51T	2	0	0	0.0	0	0	0-1	

2019 GAME-BY-GAME POSTSEASON STATISTICS (SEAHAWKS)

DATE	OPPONENT	P/S	RECEIVING					RUSHING					W/L	SCORE
			NO.	YDS.	AVG.	LG	TD	NO.	YDS.	AVG.	LG	TD		
01/05	at Eagles	S	7	160	22.9	53t	1	0	0	0.0	0	0	W	17-9
01/12	at Packers	S	4	59	14.8	24	0	0	0	0.0	0	0	L	23-28
2019 TOTALS	2-2		11	219	19.9	53T	1	0	0	0.0	0	0	1-1	



SCOTTY MILLER

WR
HEIGHT: 5-9
WEIGHT: 174
BORN: July 31, 1997
COLLEGE: Bowling Green

HOW ACQUIRED: FA '25
NFL EXPERIENCE: 7th year
BIRTHPLACE: Barrington, IL



PRO CAREER

- ✦ Has played in 80 regular-season games (nine starts) over his six-year career (Tampa Bay 2019-22; Atlanta 2023; Pittsburgh 2024)
- ✦ Has caught 90 passes for 1,154 yards (12.8 avg.) and six TDs in addition to eight carries for 81 yards (10.1 avg.) and one rushing TD
- ✦ Made NFL debut in Week 3 of 2019 (vs. N.Y. Giants)
- ✦ Made NFL starting debut in Week 12 of 2019 (at Atlanta)

2024 (STEELERS)

- ✦ Played in 13 regular-season games (one start)
- ✦ Caught five passes for 69 yards (13.8 avg.), including a season-long 21-yard reception
- ✦ Registered two receptions for 31 yards (15.5 avg.) in a 20-10 victory over L.A. Chargers in Week 3
- ✦ Recorded three catches for 38 yards (12.7 avg.) in a 27-14 victory over Cleveland in Week 14

2023 (FALCONS)

- ✦ Played in all 17 regular-season games (no starts)
- ✦ Caught 11 passes for 161 yards (14.6 avg.), including a career-long 56-yard reception, and two TDs
- ✦ Registered an eight-yard TD reception in Week 8 at Tennessee
- ✦ Recorded a two-yard TD reception in Week 10 at Arizona
- ✦ His 56-yard reception came in Week 18 at New Orleans

2022 (BUCCANEERS)

- ✦ Played in 15 regular-season games (one start)
- ✦ Caught 23 passes for 185 yards (8.0 avg.)
- ✦ Rushed for eight yards on one carry (8.0 avg.)

2021 (BUCCANEERS)

- ✦ Played in nine regular-season games (no starts)
- ✦ Caught five passes for 38 yards (7.6 avg.)
- ✦ Rushed for a career-high of 43 yards and one TD on two carries (21.5 avg.)

2020 (BUCCANEERS)

- ✦ Played in 16 regular-season games (five starts)
- ✦ Caught 33 passes for 501 yards (15.2 avg.) and three TDs
- ✦ Played in four postseason games (two starts) tallying four receptions for 80 yards (20.0 avg.) and one TD en route to a Super Bowl LV Championship

2019 (BUCCANEERS)

- ✦ Played in 10 regular-season games (two starts)
- ✦ Caught 13 passes for 200 yards (15.4 avg.) and one TD

TRANSACTIONS

- ✦ Restored to the Pittsburgh practice squad on Jan. 12, 2025
- ✦ Elevated to the Steelers active/inactive roster from the practice squad on Jan. 11, 2025
- ✦ Signed with the Pittsburgh practice squad on Jan. 11, 2025
- ✦ Released by the Steelers on Jan. 9, 2025
- ✦ Signed a one-year contract with Pittsburgh on May 10, 2024
- ✦ Signed a one-year contract with Atlanta on March 28, 2023
- ✦ Signed a four-year contract with Tampa Bay on May 9, 2019
- ✦ Drafted by the Buccaneers in the sixth round (208th overall) of the 2019 NFL Draft

PERSONAL

- ✦ Attended Barrington (Ill.) H.S.
- ✦ In 2020, supported Special Olympics as part of the NFL's My Cause, My Cleats initiative
- ✦ Was a two-time all-conference, two-time all-area selection and voted team captain at Barrington H.S.
- ✦ Finished his final two seasons with 1,500 receiving yards and 28 TDs, including one via kick return, punt return and interception return
- ✦ Three-year varsity letterman in football and also lettered in track, earning six total letters
- ✦ Won the Mid-Suburban League in 2013
- ✦ Married to Jenna Miller
- ✦ Son of Scott and Kristen Miller and has three sisters, Megan, Abby, and Kelsey

COLLEGE

- ✦ Played four seasons (2015-18) at Bowling Green State University in Bowling Green, Ohio
- ✦ Appeared in 45 games (34 starts), totaling 215 receptions for 2,868 yards (13.3 avg.) and 23 TDs
- ✦ Finished his career tied for the third-most receptions in school history, while ranking third in receiving yards
- ✦ Started all 11 games as a senior in 2018, recording a career-best 1,148 receiving yards, with a team-leading nine receiving TDs, earning second-team All-MAC honors
- ✦ Named third-team All-MAC as a junior in 2017, leading the team in receptions (63) and yards (722), to go along with four receiving TDs
- ✦ As a sophomore in 2016, caught 74 passes for 968 yards and 10 TDs, earning first-team All-MAC honors
- ✦ Finished the season tied for 25th in the country in TD receptions
- ✦ Played the final 10 games of his freshman year in 2015, catching seven passes for 29 yards and returning 24 kickoffs for 457 yards

SCOTTY MILLER'S NFL REGULAR SEASON RUSHING/RECEIVING STATISTICS

DATE	TEAM	GP	GS	RECEIVING					RUSHING				
				NO.	YDS.	AVG.	LG	TD	NO.	YDS.	AVG.	LG	TD
2019	Buccaneers	10	2	13	200	15.4	48	1	2	16	8.0	18	0
2020	Buccaneers	16	5	33	501	15.2	48t	3	3	14	4.7	7	0
2021	Buccaneers	9	0	5	38	7.6	13	0	2	43	21.5	33t	1
2022	Buccaneers	15	1	23	185	8.0	23	0	1	8	8.0	8	0
2023	Falcons	17	0	11	161	14.6	56	2	0	0	0.0	0	0
2024	Steelers	13	1	5	69	13.8	21	0	0	0	0.0	0	0
NFL TOTALS		80	9	90	1,154	12.8	56	6	8	81	10.1	33T	1

SCOTTY MILLER'S NFL POSTSEASON RUSHING/RECEIVING STATISTICS

DATE	TEAM	GP	GS	RECEIVING					RUSHING				
				NO.	YDS.	AVG.	LG	TD	NO.	YDS.	AVG.	LG	TD
2020	Buccaneers	4	2	4	80	20.0	39t	1	2	5	2.5	8	0
2021	Buccaneers	2	0	5	46	9.2	19	0	1	9	9.0	9	0
2022	Buccaneers	1	0	0	0	0.0	0	0	0	0	0.0	0	0
2024	Steelers	0	0	0	0	0.0	0	0	0	0	0.0	0	0
NFL TOTALS		7	2	9	126	14.0	39T	1	3	14	4.7	9	0

SCOTTY MILLER'S NFL REGULAR SEASON RETURN STATISTICS

DATE	TEAM	RET.	KICKOFF RETURNS				PUNT RETURNS					
			YDS.	AVG.	LG	TD	NO.	FC	YDS.	AVG.	LG	TD
2019	Buccaneers	0	0	0.0	0	0	0	0	0	0.0	0	0
2020	Buccaneers	0	0	0.0	0	0	0	0	0	0.0	0	0
2021	Buccaneers	1	19	19.0	19	0	0	0	0	0.0	0	0
2022	Buccaneers	0	0	0.0	0	0	0	0	0	0.0	0	0
2023	Falcons	1	14	14.0	14	0	1	1	4	4.0	4	0
2024	Steelers	0	0	0.0	0	0	0	0	0	0.0	0	0
NFL TOTALS		2	33	16.5	19	0	1	1	4	4.0	4	0

SCOTTY MILLER'S NFL POSTSEASON RETURN STATISTICS

DATE	TEAM	RET.	KICKOFF RETURNS				PUNT RETURNS					
			YDS.	AVG.	LG	TD	NO.	FC	YDS.	AVG.	LG	TD
2020	Buccaneers	0	0	0.0	0	0	0	0	0	0.0	0	0
2021	Buccaneers	0	0	0.0	0	0	0	0	0	0.0	0	0
2022	Buccaneers	0	0	0.0	0	0	0	0	0	0.0	0	0
2024	Steelers	0	0	0.0	0	0	0	0	0	0.0	0	0
NFL TOTALS		0	0	0.0	0	0	0	0	0	0.0	0	0



SINGLE-GAME HIGHS: RUSHING/RECEIVING

Rush Attempts	2 vs. Carolina Panthers, Jan 09, 2022 1 at New Orleans Saints, Sep 18, 2022 ...5 more at 1.	Kickoff Return Yards	19 vs. Atlanta Falcons, Sep 19, 2021 14 at Carolina Panthers, Dec 17, 2023
Rushing Yards	43 vs. Carolina Panthers, Jan 09, 2022 18 at New Orleans Saints, Oct 06, 2019	Longest Kickoff Return	19 vs. Atlanta Falcons, Sep 19, 2021 14 at Carolina Panthers, Dec 17, 2023
Longest Runs	33t vs. Carolina Panthers, Jan 09, 2022 18 at New Orleans Saints, Oct 06, 2019	Fair Catches	1 at Arizona Cardinals, Nov 12, 2023
Rushing TDs	1 vs. Carolina Panthers, Jan 09, 2022	Punt Return Yards	4 vs. Carolina Panthers, Sep 10, 2023
Receptions	7 vs. Los Angeles Rams, Nov 06, 2022 6 at Las Vegas Raiders, Oct 25, 2020	Longest Punt Return	4 vs. Carolina Panthers, Sep 10, 2023
Receiving Yards	109 at Las Vegas Raiders, Oct 25, 2020 83 vs. Los Angeles Chargers, Oct 04, 2020 ...1 more at 83.	Punt Returns	1 vs. Carolina Panthers, Sep 10, 2023
Receiving Average	27.7 at Denver Broncos, Sep 27, 2020 18.2 at Las Vegas Raiders, Oct 25, 2020	Special Teams Tackles	1 vs. Carolina Panthers, Sep 10, 2023 1 at Pittsburgh Steelers, Oct 16, 2022
Longest Receptions	56 at New Orleans Saints, Jan 07, 2024 48t vs. Minnesota Vikings, Dec 13, 2020 ...1 more at 48.	Most TDs	1 at Arizona Cardinals, Nov 12, 2023 1 at Tennessee Titans, Oct 29, 2023 ...5 more at 1.
Receiving TDs	1 at Arizona Cardinals, Nov 12, 2023 1 at Tennessee Titans, Oct 29, 2023 ...4 more at 1.	Miscellaneous Tackles	1 vs. New Orleans Saints, Dec 19, 2021 1 at Indianapolis Colts, Nov 28, 2021 ...1 more at 1.
All-Purpose Yards	109 at Las Vegas Raiders, Oct 25, 2020 83 vs. Los Angeles Chargers, Oct 04, 2020 ...1 more at 83.	Scrimmage Yards	109 at Las Vegas Raiders, Oct 25, 2020 83 vs. Los Angeles Chargers, Oct 04, 2020 ...1 more at 83.
Kickoff Returns	1 at Carolina Panthers, Dec 17, 2023 1 vs. Atlanta Falcons, Sep 19, 2021		

SINGLE-GAME HIGHS - POSTSEASON: RUSHING/RECEIVING

Rush Attempts	1 vs. Philadelphia Eagles, Jan 16, 2022 1 vs. Kansas City Chiefs, Feb 07, 2021 1 at Washington Football Team, Jan 09, 2021	Longest Receptions	39t at Green Bay Packers, Jan 24, 2021 29 at New Orleans Saints, Jan 17, 2021 19 vs. Los Angeles Rams, Jan 23, 2022
Rushing Yards	9 vs. Philadelphia Eagles, Jan 16, 2022 8 at Washington Football Team, Jan 09, 2021	Receiving TDs	16 vs. Los Angeles Rams, Jan 23, 2022 15 at Washington Football Team, Jan 09, 2021
Longest Runs	9 vs. Philadelphia Eagles, Jan 16, 2022 8 at Washington Football Team, Jan 09, 2021	All-Purpose Yards	1 at Green Bay Packers, Jan 24, 2021 38 vs. Los Angeles Rams, Jan 23, 2022 36 at Green Bay Packers, Jan 24, 2021 29 at New Orleans Saints, Jan 17, 2021 23 at Washington Football Team, Jan 09, 2021
Receptions	4 vs. Los Angeles Rams, Jan 23, 2022 2 at Green Bay Packers, Jan 24, 2021 1 vs. Philadelphia Eagles, Jan 16, 2022 1 at New Orleans Saints, Jan 17, 2021 1 at Washington Football Team, Jan 09, 2021	Most TDs	17 vs. Philadelphia Eagles, Jan 16, 2022 1 at Green Bay Packers, Jan 24, 2021
Receiving Yards	38 vs. Los Angeles Rams, Jan 23, 2022 36 at Green Bay Packers, Jan 24, 2021 29 at New Orleans Saints, Jan 17, 2021 15 at Washington Football Team, Jan 09, 2021 8 vs. Philadelphia Eagles, Jan 16, 2022	Scrimmage Yards	38 vs. Los Angeles Rams, Jan 23, 2022 36 at Green Bay Packers, Jan 24, 2021 29 at New Orleans Saints, Jan 17, 2021 23 at Washington Football Team, Jan 09, 2021 17 vs. Philadelphia Eagles, Jan 16, 2022
Receiving Average	9.5 vs. Los Angeles Rams, Jan 23, 2022		

100-YARD RECEIVING GAMES (1): REGULAR SEASON

DATE	TEAM	NO.	YDS.	AVG.	LG	TD
10/25/20	at Raiders	6	109	18.2	35	1

2024 GAME-BY-GAME REGULAR-SEASON STATISTICS (STEELERS)

DATE	OPPONENT	P/S	RECEIVING				RUSHING				W/L	SCORE		
			NO.	YDS.	AVG.	LG	TD	NO.	YDS.	AVG.			LG	TD
09/08	at Falcons	P	0	0	0.0	0	0	0	0	0.0	0	0	W	18-10
09/15	at Broncos	P	0	0	0.0	0	0	0	0	0.0	0	0	W	13-6
09/22	Chargers	P	2	31	15.5	20	0	0	0	0.0	0	0	W	20-10
09/29	at Colts	P	0	0	0.0	0	0	0	0	0.0	0	0	L	24-27
10/06	Cowboys	P	0	0	0.0	0	0	0	0	0.0	0	0	L	17-20
10/13	at Raiders	P	0	0	0.0	0	0	0	0	0.0	0	0	W	32-13
10/20	Jets	P	0	0	0.0	0	0	0	0	0.0	0	0	W	37-15
10/28	Giants	P	0	0	0.0	0	0	0	0	0.0	0	0	W	26-18
11/10	at Commanders												W	28-27
11/17	Ravens	P	0	0	0.0	0	0	0	0	0.0	0	0	W	18-16
11/21	at Browns												L	19-24
12/01	at Bengals												W	44-38
12/08	Browns	P	3	38	12.7	21	0	0	0	0.0	0	0	W	27-14
12/15	at Eagles	P	0	0	0.0	0	0	0	0	0.0	0	0	L	13-27
12/21	at Ravens	S	0	0	0.0	0	0	0	0	0.0	0	0	L	17-34
12/25	Chiefs	P	0	0	0.0	0	0	0	0	0.0	0	0	L	10-29
01/04	Bengals												L	17-19
2024 TOTALS		13-1	5	69	13.8	21	0	0	0	0.0	0	0	10-7	



2023 GAME-BY-GAME REGULAR-SEASON STATISTICS (FALCONS)

DATE	OPPONENT	P/S	RECEIVING					RUSHING					W/L	SCORE
			NO.	YDS.	AVG.	LG	TD	NO.	YDS.	AVG.	LG	TD		
09/10	Panthers	P	0	0	0.0	0	0	0	0	0.0	0	0	W	24-10
09/17	Packers	P	0	0	0.0	0	0	0	0	0.0	0	0	W	25-24
09/24	at Lions	P	0	0	0.0	0	0	0	0	0.0	0	0	L	6-20
10/01	at Jaguars	P	0	0	0.0	0	0	0	0	0.0	0	0	L	7-23
10/08	Texans	P	2	10	5.0	7	0	0	0	0.0	0	0	W	21-19
10/15	Commanders	P	1	4	4.0	4	0	0	0	0.0	0	0	L	16-24
10/22	at Buccaneers	P	1	46	46.0	46	0	0	0	0.0	0	0	W	16-13
10/29	at Titans	P	2	14	7.0	8t	1	0	0	0.0	0	0	L	23-28
11/05	Vikings	P	0	0	0.0	0	0	0	0	0.0	0	0	L	28-31
11/12	at Cardinals	P	1	2	2.0	2t	1	0	0	0.0	0	0	L	23-25
11/26	Saints	P	1	4	4.0	4	0	0	0	0.0	0	0	W	24-15
12/03	at Jets	P	0	0	0.0	0	0	0	0	0.0	0	0	W	13-8
12/10	Buccaneers	P	0	0	0.0	0	0	0	0	0.0	0	0	L	25-29
12/17	at Panthers	P	0	0	0.0	0	0	0	0	0.0	0	0	L	7-9
12/24	Colts	P	1	15	15.0	15	0	0	0	0.0	0	0	W	29-10
12/31	at Bears	P	0	0	0.0	0	0	0	0	0.0	0	0	L	17-37
01/07	at Saints	P	2	66	33.0	56	0	0	0	0.0	0	0	L	17-48
2023 TOTALS		17-0	11	161	14.6	56	2	0	0	0.0	0	0	7-10	

2022 GAME-BY-GAME REGULAR-SEASON STATISTICS (BUCCANEERS)

DATE	OPPONENT	P/S	RECEIVING					RUSHING					W/L	SCORE
			NO.	YDS.	AVG.	LG	TD	NO.	YDS.	AVG.	LG	TD		
09/11	at Cowboys												W	19-3
09/18	at Saints	P	3	34	11.3	23	0	1	8	8.0	8	0	W	20-10
09/25	Packers	S	1	4	4.0	4	0	0	0	0.0	0	0	L	12-14
10/02	Chiefs												L	31-41
10/09	Falcons	P	4	35	8.8	12	0	0	0	0.0	0	0	W	21-15
10/16	at Steelers	P	0	0	0.0	0	0	0	0	0.0	0	0	L	18-20
10/23	at Panthers	P	2	6	3.0	4	0	0	0	0.0	0	0	L	3-21
10/27	Ravens	P	2	13	6.5	7	0	0	0	0.0	0	0	L	22-27
11/06	Rams	P	7	53	7.6	14	0	0	0	0.0	0	0	W	16-13
11/13	Seahawks	P	2	25	12.5	22	0	0	0	0.0	0	0	W	21-16
11/27	at Browns	P	0	0	0.0	0	0	0	0	0.0	0	0	L	17-23+
12/05	Saints	P	1	7	7.0	7	0	0	0	0.0	0	0	W	17-16
12/11	at 49ers	P	0	0	0.0	0	0	0	0	0.0	0	0	L	7-35
12/18	Bengals	P	0	0	0.0	0	0	0	0	0.0	0	0	L	23-34
12/25	at Cardinals	P	0	0	0.0	0	0	0	0	0.0	0	0	W	19-16+
01/01	Panthers	P	0	0	0.0	0	0	0	0	0.0	0	0	W	30-24
01/08	at Falcons	P	1	8	8.0	8	0	0	0	0.0	0	0	L	17-30
2022 TOTALS		15-1	23	185	8.0	23	0	1	8	8.0	8	0	8-9	

+ - Overtime

2021 GAME-BY-GAME REGULAR-SEASON STATISTICS (BUCCANEERS)

DATE	OPPONENT	P/S	RECEIVING					RUSHING					W/L	SCORE
			NO.	YDS.	AVG.	LG	TD	NO.	YDS.	AVG.	LG	TD		
09/09	Cowboys	P	0	0	0.0	0	0	0	0	0.0	0	0	W	31-29
09/19	Falcons	P	0	0	0.0	0	0	0	0	0.0	0	0	W	48-25
09/26	at Rams	P	2	11	5.5	8	0	0	0	0.0	0	0	L	24-34
10/03	at Patriots												W	19-17
10/10	Dolphins												W	45-17
10/14	at Eagles												W	28-22
10/24	Bears												W	38-3
10/31	at Saints												L	27-36
11/14	at Football Team												L	19-29
11/22	Giants												W	30-10
11/28	at Colts	P	0	0	0.0	0	0	0	0	0.0	0	0	W	38-31
12/05	at Falcons	P	0	0	0.0	0	0	0	0	0.0	0	0	W	30-17
12/12	Bills												W	33-27+
12/19	Saints	P	2	18	9.0	13	0	0	0	0.0	0	0	L	0-9
12/26	at Panthers	P	0	0	0.0	0	0	0	0	0.0	0	0	W	32-6
01/02	at Jets	P	0	0	0.0	0	0	0	0	0.0	0	0	W	28-24
01/09	Panthers	P	1	9	9.0	9	0	2	43	21.5	33t	1	W	41-17
2021 TOTALS		9-0	5	38	7.6	13	0	2	43	21.5	33T	1	13-4	

+ - Overtime



2020 GAME-BY-GAME REGULAR-SEASON STATISTICS (BUCCANEERS)

DATE	OPPONENT	P/S	RECEIVING					RUSHING					W/L	SCORE
			NO.	YDS.	AVG.	LG	TD	NO.	YDS.	AVG.	LG	TD		
09/13	at Saints												L	23-34
09/20	Panthers	S	2	11	5.5	6	0	1	1	1.0	1	0	W	31-17
09/27	at Broncos	P	3	83	27.7	47	0	0	0	0.0	0	0	W	28-10
10/04	Chargers	S	5	83	16.6	44	1	0	0	0.0	0	0	W	38-31
10/08	at Bears	S	0	0	0.0	0	0	0	0	0.0	0	0	L	19-20
10/18	Packers	P	1	6	6.0	6	0	0	0	0.0	0	0	W	38-10
10/25	at Raiders	P	6	109	18.2	35	1	0	0	0.0	0	0	W	45-20
11/02	at Giants	S	3	35	11.7	19	0	1	7	7.0	7	0	W	25-23
11/08	Saints	P	1	10	10.0	10	0	0	0	0.0	0	0	L	3-38
11/15	at Panthers	P	1	4	4.0	4	0	0	0	0.0	0	0	W	46-23
11/23	Rams	P	0	0	0.0	0	0	0	0	0.0	0	0	L	24-27
11/29	Chiefs	P	0	0	0.0	0	0	0	0	0.0	0	0	L	24-27
12/13	Vikings	P	1	48	48.0	48t	1	0	0	0.0	0	0	W	26-14
12/20	at Falcons	P	3	20	6.7	14	0	0	0	0.0	0	0	W	31-27
12/26	at Lions	P	1	7	7.0	7	0	0	0	0.0	0	0	W	47-7
01/03	Falcons	P	1	12	12.0	12	0	0	0	0.0	0	0	W	44-27
2020 TOTALS		15-4	28	428	15.3	48T	3	2	8	4.0	7	0	11-5	

2019 GAME-BY-GAME REGULAR-SEASON STATISTICS (BUCCANEERS)

DATE	OPPONENT	P/S	RECEIVING					RUSHING					W/L	SCORE
			NO.	YDS.	AVG.	LG	TD	NO.	YDS.	AVG.	LG	TD		
09/08	49ers												L	17-31
09/12	at Panthers												W	20-14
09/22	Giants	P	0	0	0.0	0	0	0	0	0.0	0	0	L	31-32
09/29	at Rams	P	0	0	0.0	0	0	0	0	0.0	0	0	W	55-40
10/06	at Saints	P	0	0	0.0	0	0	1	18	18.0	18	0	L	24-31
10/13	Panthers	P	3	39	13.0	19	0	0	0	0.0	0	0	L	26-37
10/27	at Titans	P	0	0	0.0	0	0	0	0	0.0	0	0	L	23-27
11/03	at Seahawks	P	0	0	0.0	0	0	0	0	0.0	0	0	L	34-40+
11/10	Cardinals	P	2	33	16.5	28	0	0	0	0.0	0	0	W	30-27
11/17	Saints	P	4	71	17.8	48	0	0	0	0.0	0	0	L	17-34
11/24	at Falcons	S	1	8	8.0	8	0	1	-2	-2.0	-2	0	W	35-22
12/01	at Jaguars												W	28-11
12/08	Colts												W	38-35
12/15	at Lions	S	3	49	16.3	33t	1	0	0	0.0	0	0	W	38-17
12/21	Texans												L	20-23
12/29	Falcons												L	22-28+
2019 TOTALS		10-2	13	200	15.4	48	1	2	16	8.0	18	0	7-9	

+ - Overtime

2024 GAME-BY-GAME POSTSEASON STATISTICS (STEELERS)

DATE	OPPONENT	P/S	RECEIVING					RUSHING					W/L	SCORE
			NO.	YDS.	AVG.	LG	TD	NO.	YDS.	AVG.	LG	TD		
01/11	at Ravens												L	14-28
2024 TOTALS		0-0	0	0	0.0	0	0	0	0	0.0	0	0	0-1	

2022 GAME-BY-GAME POSTSEASON STATISTICS (BUCCANEERS)


DATE	OPPONENT	P/S	RECEIVING					RUSHING					W/L	SCORE
			NO.	YDS.	AVG.	LG	TD	NO.	YDS.	AVG.	LG	TD		
01/16	Cowboys	P	0	0	0.0	0	0	0	0	0.0	0	0	L	14-31
2022 TOTALS		1-0	0	0	0.0	0	0	0	0	0.0	0	0	0-1	

2021 GAME-BY-GAME POSTSEASON STATISTICS (BUCCANEERS)

DATE	OPPONENT	P/S	RECEIVING					RUSHING					W/L	SCORE
			NO.	YDS.	AVG.	LG	TD	NO.	YDS.	AVG.	LG	TD		
01/16	Eagles	P	1	8	8.0	8	0	1	9	9.0	9	0	W	31-15
01/23	Rams	P	4	38	9.5	19	0	0	0	0.0	0	0	L	27-30
2021 TOTALS		2-0	5	46	9.2	19	0	1	9	9.0	9	0	1-1	

2020 GAME-BY-GAME POSTSEASON STATISTICS (BUCCANEERS)

DATE	OPPONENT	P/S	RECEIVING					RUSHING					W/L	SCORE
			NO.	YDS.	AVG.	LG	TD	NO.	YDS.	AVG.	LG	TD		
01/09	at Football Team	P	1	15	15.0	15	0	1	8	8.0	8	0	W	31-23
01/17	at Saints	P	1	29	29.0	29	0	0	0	0.0	0	0	W	30-20
01/24	at Packers	S	2	36	18.0	39t	1	0	0	0.0	0	0	W	31-26
02/07	Chiefs	S	0	0	0.0	0	0	1	-3	-3.0	-3	0	W	31-9
2020 TOTALS		4-2	4	80	20.0	39T	1	2	5	2.5	8	0	4-0	



DOUG NESTER

DT
HEIGHT: 6-6
WEIGHT: 306
BORN: August 7, 2000
COLLEGE: West Virginia



HOW ACQUIRED: FA '24
NFL EXPERIENCE: 1st year
BIRTHPLACE: Kenova, WV

PRO CAREER

- ✦ Has yet to make NFL debut

2024 (STEELERS)

Spent the season on the Steelers Practice Squad

TRANSACTIONS

- ✦ Signed a Reserve/Future contract with Pittsburgh on Jan. 14, 2025
- ✦ Signed to the Steelers Practice Squad on Aug. 30, 2024
- ✦ Waived by Minnesota on Aug. 26, 2024
- ✦ Signed with the Vikings as an undrafted rookie free agent on Aug. 26, 2024

PERSONAL

- ✦ Attended Spring Valley H.S. (Kenova, W.Va.), where he helped lead Spring Valley to the 3A state championship game three straight years
- ✦ Played in the U.S. Army All-American Bowl
- ✦ 2018 Stydahar Award winner, signifying West Virginia's top offensive lineman
- ✦ Three-time all-state selection
- ✦ Also played basketball and participated in track and field (shot put, discus)
- ✦ Rated as a four-star recruit according to 247Sports' composite ranking
- ✦ Ranked as a top-10 guard nationally and top-125 prospect by 247Sports
- ✦ Son of Reggie and Cindy Nester
- ✦ Has two sisters
- ✦ Married Bryn Osburn, who he has known since elementary school, in April of 2023
- ✦ Graduated with his degree in general business in December 2022

COLLEGE


- ✦ Began his collegiate career at Virginia Tech (2019-20) before transferring to West Virginia (2021-23)
- ✦ Saw action in 56 career games between the two schools, making 52 starts
- ✦ Appeared in 36 games for the Mountaineers and 20 games for the Hokies
- ✦ As a senior in 2023, saw action on 660 offensive snaps and did not allow a sack
- ✦ The offensive line ranked No. 2 among Power 5 schools for fewest sacks allowed (10)
- ✦ Part of an offensive line that led Power 5 in rushing yards (2,976), had 32 rushing TDs (tied for 11th nationally) and was the only Big 12 school to finish with more than 2,000 rushing yards in conference games in 2023
- ✦ Played right guard during his first four seasons of college football before switching to right tackle in the spring of 2023
- ✦ East-West Shrine Bowl (2024)
- ✦ Hula Bowl (2024)
- ✦ Academic All-Big 12 Conference First Team (2x; 2022-23)
- ✦ Big 12 Commissioner's Honor Roll
- ✦ Garrett Ford Academic Honor Roll

DOUG NESTER'S NFL REGULAR SEASON STATISTICS

DATE	TEAM	GP	GS
2024	Vikings	0	0
Went from Minnesota to Pittsburgh .			
2024	Steelers	0	0
2024	TOTAL	0	0
NFL TOTALS		0	0

DOUG NESTER'S NFL POSTSEASON STATISTICS

DATE	TEAM	GP	GS
2024	Steelers	0	0
NFL TOTALS		0	0



LEW NICHOLS

RB
HEIGHT: 5-10
WEIGHT: 220
BORN: August 16, 2001
COLLEGE: Central Michigan



NOW ACQUIRED: FA '25
NFL EXPERIENCE: 1st year
BIRTHPLACE: Detroit, MI

PRO CAREER

- + Has yet to make NFL debut

TRANSACTIONS

- + Signed with Pittsburgh on July 29, 2025
- + Waived by Philadelphia on July 22, 2025
- + Signed with the Eagles on Feb. 25, 2025
- + Waived from the Philadelphia Practice Squad on Feb. 2, 2025
- + Signed to the Eagles Practice Squad on Jan. 30, 2025
- + Waived from the Philadelphia Practice Squad on Dec. 31, 2024
- + Signed to the Eagles Practice Squad on Dec. 26, 2024
- + Waived by Philadelphia on Aug. 27, 2024
- + Signed with the Eagles on Jan. 18, 2024
- + Signed to the Green Bay Practice Squad on Oct. 16, 2023
- + Waived by the Packers on Sept. 7, 2023
- + Signed four-year contract with Green Bay on May 5, 2023
- + Drafted by the Packers in the seventh round (235th overall) of the 2023 NFL Draft

PERSONAL

- + Attended Cass Technical H.S. (Detroit, Mich.), where he earned first-team all-state honors from the Detroit Free Press, Detroit News and AP as a senior after posting 1,078 rushing yards and 23 TDs on 84 carries (12.8 avg.)
- + Part of two Detroit Public School league championships and helped lead the team to a state title in 2016
- + Also ran track, participating in the 100-meter, 200-meter and 4x100-meter events
- + Given name Arthur Lewis Nichols III
- + Born in Detroit, Michigan

COLLEGE

- + Played in 32 career games (22 starts) for Central Michigan (2020-2023), posting 3,061 rushing yards and 26 TDs on 614 carries (5.0 avg.) along with 71 receptions for 575 yards (8.1 avg.) and three TDs
- + Finished his career ranked No. 6 on Central Michigan's all-time rushing list
- + Started all nine games he appeared in 2023 and posted a team-high 601 rushing yards and six rushing TDs along with 21 receptions for 128 yards (6.1 avg.)
- + Named the Mid-American Conference Offensive Player of the Year in 2021 after he led the FBS in rushing yards (1,848), rushing yards/game (142.2), carries (341) and 100-yard rushing games (10)
- + His rushing-yardage and rushing-attempt totals in 2021 both rank No. 2 in single-season school history.
- + Rushed for a team-high 508 yards and four TDs on 78 attempts (6.5 avg.) in 2020 on his way to being named the MAC Freshman of the Year
- + Rushed for a team-high 508 yards and four TDs on 78 attempts (6.5 avg.) in 2020 on his way to being named the MAC Freshman of the Year
- + Earned his degree in entrepreneurship

LEW NICHOLS' NFL REGULAR SEASON RUSHING/RECEIVING STATISTICS

DATE	TEAM	GP	GS	RUSHING					RECEIVING					
				NO.	YDS.	AVG.	LG	TD	NO.	YDS.	AVG.	LG	TD	
2024	Eagles	0	0	0	0	0.0	0	0	0	0	0	0.0	0	0
NFL TOTALS		0	0	0	0	0.0	0	0	0	0	0	0.0	0	0

LEW NICHOLS' NFL POSTSEASON RUSHING/RECEIVING STATISTICS

DATE	TEAM	GP	GS	RUSHING					RECEIVING					
				NO.	YDS.	AVG.	LG	TD	NO.	YDS.	AVG.	LG	TD	
2023	Eagles	0	0	0	0	0.0	0	0	0	0	0	0.0	0	0
NFL TOTALS		0	0	0	0	0.0	0	0	0	0	0	0.0	0	0

LEW NICHOLS' NFL REGULAR SEASON RETURN STATISTICS

DATE	TEAM	KICKOFF RETURNS					PUNT RETURNS						
		RET.	YDS.	AVG.	LG	TD	NO.	FC	YDS.	AVG.	LG	TD	
2024	Eagles	0	0	0.0	0	0	0	0	0	0.0	0	0	0
NFL TOTALS		0	0	0.0	0	0	0	0	0	0.0	0	0	0



LEW NICHOLS' NFL POSTSEASON RETURN STATISTICS

DATE	TEAM	KICKOFF RETURNS					PUNT RETURNS					
		RET.	YDS.	AVG.	LG	TD	NO.	FC	YDS.	AVG.	LG	TD
2023	Eagles	0	0	0.0	0	0	0	0	0	0.0	0	0
NFL TOTALS		0	0	0.0	0	0	0	0	0	0.0	0	0

2024 GAME-BY-GAME REGULAR-SEASON STATISTICS (EAGLES)

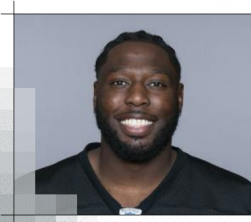
DATE	OPPONENT	P/S	RUSHING					RECEIVING					W/L	SCORE
			NO.	YDS.	AVG.	LG	TD	NO.	YDS.	AVG.	LG	TD		
09/06	Packers												W	34-29
09/16	Falcons												L	21-22
09/22	at Saints												W	15-12
09/29	at Buccaneers												L	16-33
10/13	Browns												W	20-16
10/20	at Giants												W	28-3
10/27	at Bengals												W	37-17
11/03	Jaguars												W	28-23
11/10	at Cowboys												W	34-6
11/14	Commanders												W	26-18
11/24	at Rams												W	37-20
12/01	at Ravens												W	24-19
12/08	Panthers												W	22-16
12/15	Steelers												W	27-13
12/22	at Commanders												L	33-36
12/29	Cowboys												W	41-7
01/05	Giants												W	20-13
2024 TOTALS		0-0	0	0	0.0	0	0	0	0	0.0	0	0	14-3	

2023 GAME-BY-GAME REGULAR-SEASON STATISTICS (PACKERS)

DATE	OPPONENT	P/S	RUSHING					RECEIVING					W/L	SCORE
			NO.	YDS.	AVG.	LG	TD	NO.	YDS.	AVG.	LG	TD		
09/10	at Bears												W	38-20
09/17	at Falcons												L	24-25
09/24	Saints												W	18-17
09/28	Lions												L	20-34
10/09	at Raiders												L	13-17
10/22	at Broncos												L	17-19
10/29	Vikings												L	10-24
11/05	Rams												W	20-3
11/12	at Steelers												L	19-23
11/19	Chargers												W	23-20
11/23	at Lions												W	29-22
12/03	Chiefs												W	27-19
12/11	at Giants												L	22-24
12/17	Buccaneers												L	20-34
12/24	at Panthers												W	33-30
12/31	at Vikings												W	33-10
01/07	Bears												W	17-9
2023 TOTALS		0-0	0	0	0.0	0	0	0	0	0.0	0	0	9-8	

2023 GAME-BY-GAME POSTSEASON STATISTICS (EAGLES)

DATE	OPPONENT	P/S	RUSHING					RECEIVING					W/L	SCORE
			NO.	YDS.	AVG.	LG	TD	NO.	YDS.	AVG.	LG	TD		
01/15	at Buccaneers												L	9-32
2023 TOTALS		0-0	0	0	0.0	0	0	0	0	0.0	0	0	0-1	



EZEJI OTOMEWO

DT
HEIGHT: 6-5
WEIGHT: 282
BORN: March 9, 1999
COLLEGE: Minnesota

NOW ACQUIRED: FA '25
NFL EXPERIENCE: 3rd year
BIRTHPLACE: Indianapolis, IN



PRO CAREER

- ✦ Has played in nine regular-season games (two starts) in two seasons with the Vikings (2022) and Jaguars (2024).
- ✦ Has recorded nine tackles (three solo), 0.5 sacks, two quarterback hits, one tackle for loss and one fumble recovery.

2024 (JAGUARS)

- ✦ Saw action in four games (two starts) and registered four tackles, two quarterback hits and 0.5 sack
- ✦ Started at defensive tackle and posted two tackles, one quarterback hit and 0.5 sack on 10/13 at Chicago
- ✦ Started at defensive tackle and recorded one quarterback hit on 10/6 vs. Indianapolis
- ✦ Saw action at defensive tackle and recorded two tackles on 9/15 vs. Cleveland

2022 (VIKINGS)

- ✦ Appeared in five games and recorded five tackles

TRANSACTIONS

- ✦ Signed a one-year contract with Pittsburgh on March 19, 2025
- ✦ Signed to Jacksonville's practice squad on 8/31/23
- ✦ Originally drafted by Minnesota in the fifth round (165th overall) of the 2022 draft

PERSONAL

- ✦ Attended Red Lion Christian High School in Bear, Del.
- ✦ Played high school football with Bengals RB Chris Evans
- ✦ Has three sisters, one full and two half sisters
- ✦ Business and marketing major

COLLEGE

- ✦ Played three seasons at the University of Minnesota (2018-21)
- ✦ Started all 13 games in 2021, tallying 30 tackles, 4.5 tackles for loss, 3.0 sacks and one safety
- ✦ Played in seven games in 2020, totaling 15 tackles and one sack at Illinois
- ✦ Appeared in all 13 games in 2019, making 22 tackles, 5.0 tackles for loss and 2.5 sacks

EZEJI OTOMEWO'S NFL REGULAR SEASON DEFENSIVE STATISTICS

DATE	TEAM	GP	GS	TACKLES					INTERCEPTIONS					O. FUMB			ST				MISC						
				TK	S	A	TFL	YDS	SK	YDS	QBH	NO	YDS	LG	TD	PD	FF	FR	TD	YDS	TK	S	A	FF	FR	S	A
2022	Vikings	5	0	5	3	2	1	1	0.0	0.0	0	0	0	0	0	0	0	0	0	0	0	0	0	0	0	0	0
2023	Jaguars	0	0	0	0	0	0	0	0.0	0.0	0	0	0	0	0	0	0	0	0	0	0	0	0	0	0	0	
2024	Jaguars	4	2	4	0	4	0	0	0.5	2.0	2	0	0	0	0	0	0	0	0	0	0	0	0	0	1	0	
NFL TOTALS		9	2	9	3	6	1	1	0.5	2.0	2	0	0	0	0	0	0	0	0	0	0	0	0	0	1	0	

EZEJI OTOMEWO'S NFL POSTSEASON DEFENSIVE STATISTICS

DATE	TEAM	GP	GS	TACKLES					INTERCEPTIONS					O. FUMB			ST				MISC					
				TK	S	A	TFL	YDS	SK	YDS	QBH	NO	YDS	LG	TD	PD	FF	FR	TD	YDS	TK	S	A	FF	FR	S
2022	Vikings	0	0	0	0	0	0	0	0.0	0.0	0	0	0	0	0	0	0	0	0	0	0	0	0	0	0	0
NFL TOTALS		0	0	0	0	0	0	0	0.0	0.0	0	0	0	0	0	0	0	0	0	0	0	0	0	0	0	0

SINGLE-GAME HIGHS: DEFENSIVE

- Total Tackles 2 at Chicago Bears, Oct 13, 2024
2 vs. Cleveland Browns, Sep 15, 2024
- Solo Tackles 1 at Chicago Bears, Jan 08, 2023
1 vs. New York Giants, Dec 24, 2022
...1 more at 1.
- Special Teams Fumble Recoveries 1 at Chicago Bears, Oct 13, 2024



JULIAN PEARL

OT
HEIGHT: 6-6
WEIGHT: 325
BORN: October 6, 1999
COLLEGE: Illinois



HOW ACQUIRED: FA '25
NFL EXPERIENCE: 1st year
BIRTHPLACE: Danville, IL

KEY TRANSACTIONS

Signed as an undrafted free agent by Baltimore Ravens on 5/3/24.
 Waived by the Ravens on 8/27/24.
 Signed by the Minnesota Vikings to the practice squad on 10/29/24.
 Released by the Vikings on 11/29/24.

OFF THE FIELD

Was a first-round selection of the Michigan Panthers in the 2024 UFL Draft.
 Son of Ronique Heard.
 Has two older brothers, Tayvian Johnson and Avery Pearl, and one younger sister, Dasia Middlebrook.
 Tayvian played Division III football, and Avery played Division III basketball.
 Favorite athlete is LeBron James.
 Majored in sociology at Illinois.

COLLEGE - illinois

Appeared in 46 games (39 starts) in six-year career (2018-23) at Illinois.
 In 2023, started all 12 games at left tackle.
 Played in 12 games in 2022, starting each game he appeared in at left tackle as part of an offensive line that was a semifinalist for the Joe Moore Award for the first time in school history.
 In 2021, appeared in 12 games (11 starts).
 Saw action in seven games (four starts) at left tackle in 2020.
 Appeared in three games in 2019.
 Redshirted the 2018 season.

PREP - danville (ill.)

Led the team to back-to-back IHSA playoff berths.
 Two-sport athlete playing both basketball and football, playing center in basketball and playing both offensive and defensive line in football.
 Rivals two-star recruit.
 247Sports and ESPN three-star recruit.
 Ranked No. 7 recruit in Illinois by 247Sports and No. 28 by ESPN.

JULIAN PEARL'S NFL REGULAR SEASON STATISTICS

DATE	TEAM	GP	GS
2024	Vikings	0	0
NFL TOTALS		0	0


JULIAN PEARL'S NFL POSTSEASON STATISTICS

DATE	TEAM	GP	GS
2024	Vikings	0	0
NFL TOTALS		0	0

2024 GAME-BY-GAME REGULAR-SEASON STATISTICS (VIKINGS)

DATE	OPPONENT	P/S		W/L	SCORE
09/08	at Giants		NOT ON ROSTER	W	28-6
09/15	49ers		NOT ON ROSTER	W	23-17
09/22	Texans		NOT ON ROSTER	W	34-7
09/29	at Packers		NOT ON ROSTER	W	31-29
10/06	Jets		NOT ON ROSTER	W	23-17
10/20	Lions		NOT ON ROSTER	L	29-31
10/24	at Rams		NOT ON ROSTER	L	20-30
11/03	Colts		PRACTICE SQUAD	W	21-13
11/10	at Jaguars		PRACTICE SQUAD	W	12-7
11/17	at Titans		PRACTICE SQUAD	W	23-13
11/24	at Bears		PRACTICE SQUAD	W	30-27+
12/01	Cardinals		NOT ON ROSTER	W	23-22
12/08	Falcons		NOT ON ROSTER	W	42-21
12/16	Bears		NOT ON ROSTER	W	30-12
12/22	at Seahawks		NOT ON ROSTER	W	27-24
12/29	Packers		NOT ON ROSTER	W	27-25
10/05	at Lions		NOT ON ROSTER	L	9-31
2024 TOTALS		0-0		14-3	

+ - Overtime



**ANDRUS
PEAT**

6
HEIGHT: 6-7
WEIGHT: 316
BORN: November 4, 1993
COLLEGE: Stanford

NOW ACQUIRED: FA '25
NFL EXPERIENCE: 11th year
BIRTHPLACE: Tempe, AZ



PRO CAREER

- ✦ Has played in 111 regular-season games (102 starts) in his 10-year NFL career with New Orleans (2015-23) and Las Vegas (2024)
- ✦ Three-time Pro Bowl selection (2018, 2019, 2020)
- ✦ Made NFL debut in Week 1 of 2015 (at Arizona)
- ✦ Made NFL starting debut in Week 2 of 2015 (vs. Tampa Bay)

2024 (RAIDERS)

- ✦ Played in 15 regular-season games (one start)

2023 (SAINTS)

- ✦ Played in 16 regular-season games (12 starts), starting one game at left guard and 11 games at left tackle
- ✦ Part of an offensive line that paved the way for 337.2 yards of offense/game, the 14th-most in the NFL
- ✦ Helped block for 234.7 passing yards/game in 2023, the 11th-most in the NFL
- ✦ Made his first start at left tackle (vs. Jacksonville) for first time since 2018
- ✦ Made his 100th career start at L.A. Rams, playing at left tackle and on special teams

2022 (SAINTS)

- ✦ Played in 11 regular-season games (11 starts) at left guard
- ✦ Part of an offensive line that paved the way for a season-high 235 rushing yards vs. Seattle
- ✦ Started at left guard and helped pave the way for 228 rushing yards vs. Cincinnati, the Saints second-consecutive game with over 200 rushing yards

2021 (SAINTS)

- ✦ Played in six regular-season games (six starts) at left guard before missing the remainder of the season with a pectoral injury

2020 (SAINTS)

- ✦ Played in 13 regular-season games (13 starts) and two postseason starts at left guard, earning his third consecutive Pro Bowl selection
- ✦ Helped block for an offense that scored 30.1 points/game, the fifth-most in the NFL
- ✦ Part of an offensive line that paved the way for 141.6 rushing yards/game, the sixth-most in the NFL

2019 (SAINTS)

- ✦ Played in 10 regular-season games (10 starts) and one postseason start at left guard, en route to his second consecutive Pro Bowl selection

2018 (SAINTS)

- ✦ Played in 13 regular-season games (13 starts) and two postseason starts, seeing action at both left guard and left tackle, earning his first career Pro Bowl selection
- ✦ Helped pave the way for the NFL's third-ranked scoring offense
- ✦ Part of an offensive line that allowed only 20.0 sacks, the second-fewest in the NFL

2017 (SAINTS)

- ✦ Played in 15 regular-season games (14 starts), starting in four games at left tackle and 10 games at left guard
- ✦ Part of an offensive line that only allowed 10.0 sacks, the second-fewest in the NFL
- ✦ Helped pave the way for an offensive attack that averaged 391.2 yards/game, the second-most in the NFL

2016 (SAINTS)

- ✦ Played in 15 regular-season games (15 starts), starting in eight games at left guard and seven games at left tackle
- ✦ Part of an offensive line that allowed just 27 sacks, the sixth-fewest in the NFL
- ✦ Helped the Saints offense record 426 yards/game, the highest mark in the league

2015 (SAINTS)

- ✦ Played in 12 regular-season games (eight starts) as a rookie, seeing action at multiple positions on the offensive line, including left guard, left tackle and right tackle
- ✦ Part of an offensive line that allowed just 32.0 sacks, tied for the eighth-fewest in the NFL
- ✦ Helped the Saints offense average 403.8 yards/game, the second-most in the NFL

TRANSACTIONS

- ✦ Signed one-year contract Pittsburgh on Aug. 7, 2025
- ✦ Signed one-year contract Las Vegas on May 13, 2024
- ✦ Signed five-year contract with New Orleans on March 20, 2020
- ✦ Saints exercised fifth-year option on April 12, 2018
- ✦ Signed a four-year contract with New Orleans on May 21, 2015
- ✦ Drafted by the Saints in the first round (13th overall) of the 2015 NFL Draft



PERSONAL

- ✦ Attended Corona del Sol H.S. (Tempe, Ariz.), where he was a USA Today, Parade, SuperPrep and PrepStar All-American
- ✦ Named nation's top recruit by The Sporting News
- ✦ Selected to play in Under Armour All-American and U.S. Army All-American All-Star games
- ✦ Also lettered in basketball and led school to Division 1 State Championship as a senior
- ✦ Father, Todd, played six seasons for the St. Louis/Phoenix Cardinals (1987-89) and L.A. Raiders (1990, 1992-1993)
- ✦ Older brother, Todd, played football at Nebraska

COLLEGE

- ✦ Played three seasons at Stanford (2012-14), appearing in 40 career games (27 starts) at left tackle
- ✦ As a junior, started all 13 games, anchoring the left side of an offensive line ranked 18th nationally in fewest tackles for loss allowed/game (4.62) and 42nd in fewest sacks allowed/game (1.77)
- ✦ Named a first-team All-American by ESPN.com, The Sporting News and SI.com, second-team All-American by the Associated Press, Walter Camp and CBS Sports, an All-Pac-12 first-team selection and an Outland Trophy semifinalist
- ✦ Was one of two Morris Trophy winners, given annually to the most outstanding offensive and defensive linemen in the Pac-12 Conference
- ✦ As a sophomore, started all 14 games, anchoring the left side of one of the nation's top offensive lines, as the Cardinal ranked 11th in fewest sacks allowed/game (1.14) and fewest tackles for loss allowed/game (4.14)
- ✦ Was an SI.com All-American honorable mention selection and Athlon Sports All-Pac-12 first-team selection
- ✦ As a freshman, played in all 13 games and rotated throughout season at left tackle

ANDRUS PEAT'S NFL REGULAR SEASON STATISTICS

DATE	TEAM	GP	GS
2015	Saints	12	8
2016	Saints	15	15
2017	Saints	15	14
2018	Saints	13	13
2019	Saints	10	10
2020	Saints	13	13
2021	Saints	6	6
2022	Saints	11	11
2023	Saints	16	12
2024	Raiders	15	1
NFL TOTALS		126	103

ANDRUS PEAT'S NFL POSTSEASON STATISTICS

DATE	TEAM	GP	GS
2017	Saints	1	1
2018	Saints	2	2
2019	Saints	1	1
2020	Saints	2	2
NFL TOTALS		6	6

2024 GAME-BY-GAME REGULAR-SEASON STATISTICS (RAIDERS)

DATE	OPPONENT	P/S	W/L	SCORE
09/08	at Chargers	P	L	10-22
09/15	at Ravens	S	W	26-23
09/22	Panthers	P	L	22-36
09/29	Browns	P	W	20-16
10/06	at Broncos	P	L	18-34
10/13	Steelers	P	L	13-32
10/20	at Rams	P	L	15-20
10/27	Chiefs	P	L	20-27
11/03	at Bengals	P	L	24-41
11/17	at Dolphins	P	L	19-34
11/24	Broncos	P	L	19-29
11/29	at Chiefs	P	L	17-19
12/08	at Buccaneers	P	L	13-28
12/16	Falcons		L	9-15
12/22	Jaguars	P	W	19-14
12/29	at Saints	P	W	25-10
01/05	Chargers		L	20-34
2024 TOTALS		15-1	4-13	

INACTIVE

ON INACTIVE LIST



2023 GAME-BY-GAME REGULAR-SEASON STATISTICS (SAINTS)

DATE	OPPONENT	P/S	W/L	SCORE
09/10	Titans	P	W	16-15
09/18	at Panthers	P	W	20-17
09/24	at Packers	P	L	17-18
10/01	Buccaneers	S	L	9-26
10/08	at Patriots		W	34-0
10/15	at Texans	P	L	13-20
10/19	Jaguars	S	L	24-31
10/29	at Colts	S	W	38-27
11/05	Bears	S	W	24-17
11/12	at Vikings	S	L	19-27
11/26	at Falcons	S	L	15-24
12/03	Lions	S	L	28-33
12/10	Panthers	S	W	28-6
12/17	Giants	S	W	24-6
12/21	at Rams	S	L	22-30
12/31	at Buccaneers	S	W	23-13
01/07	Falcons	S	W	48-17
2023 TOTALS		16-12		9-8

2022 GAME-BY-GAME REGULAR-SEASON STATISTICS (SAINTS)

DATE	OPPONENT	P/S	W/L	SCORE
09/11	at Falcons	S	W	27-26
09/18	Buccaneers	S	L	10-20
09/25	at Panthers	S	L	14-22
10/02	Vikings		L	25-28
10/09	Seahawks	S	W	39-32
10/16	Bengals	S	L	26-30
10/20	at Cardinals		L	34-42
10/30	Raiders	S	W	24-0
11/07	Ravens	S	L	13-27
11/13	at Steelers		L	10-20
11/20	Rams		W	27-20
11/27	at 49ers	S	L	0-13
12/05	at Buccaneers	S	L	16-17
12/18	Falcons	S	W	21-18
12/24	at Browns	S	W	17-10
01/01	at Eagles		W	20-10
01/08	Panthers		L	7-10
2022 TOTALS		11-11		7-10

2021 GAME-BY-GAME REGULAR-SEASON STATISTICS (SAINTS)

DATE	OPPONENT	P/S	W/L	SCORE
09/12	Packers	S	W	38-3
09/19	at Panthers	S	L	7-26
09/26	at Patriots	S	W	28-13
10/03	Giants	S	L	21-27+
10/10	at Football Team	S	W	33-22
10/25	at Seahawks	S	W	13-10
10/31	Buccaneers		W	36-27
11/07	Falcons		L	25-27
11/14	at Titans		L	21-23
11/21	at Eagles		L	29-40
11/25	Bills		L	6-31
12/02	Cowboys		L	17-27
12/12	at Jets		W	30-9
12/19	at Buccaneers		W	9-0
12/27	Dolphins		L	3-20
01/02	Panthers		W	18-10
01/09	at Falcons		W	30-20
2021 TOTALS		6-6		9-8
+ - Overtime				

2020 GAME-BY-GAME REGULAR-SEASON STATISTICS (SAINTS)

DATE	OPPONENT	P/S	W/L	SCORE
09/13	Buccaneers	S	W	34-23
09/21	at Raiders	S	L	24-34
09/27	Packers	S	L	30-37
10/04	at Lions		W	35-29
10/12	Chargers	S	W	30-27+
10/25	Panthers	S	W	27-24
11/01	at Bears	S	W	26-23+
11/08	at Buccaneers	S	W	38-3
11/15	49ers	S	W	27-13
11/22	Falcons	S	W	24-9
11/29	at Broncos		W	31-3
12/06	at Falcons	S	W	21-16
12/13	at Eagles	S	L	21-24
12/20	Chiefs	S	L	29-32
12/25	Vikings		W	52-33
01/03	at Panthers	S	W	33-7
2020 TOTALS		13-13		12-4
+ - Overtime				

2019 GAME-BY-GAME REGULAR-SEASON STATISTICS (SAINTS)

DATE	OPPONENT	P/S		W/L	SCORE
09/09	Texans	S		W	30-28
09/15	at Rams	S		L	9-27
09/22	at Seahawks	S		W	33-27
09/29	Cowboys	S		W	12-10
10/06	Buccaneers	S		W	31-24
10/13	at Jaguars	S		W	13-6
10/20	at Bears	S		W	36-25
10/27	Cardinals	S		W	31-9
11/10	Falcons	S		L	9-26
11/17	at Buccaneers	S	INACTIVE	W	34-17
11/24	Panthers	S	INACTIVE	W	34-31
11/28	at Falcons	S	INACTIVE	W	26-18
12/08	49ers	S	INACTIVE	L	46-48
12/16	Colts	S	INACTIVE	W	34-7
12/22	at Titans	S	INACTIVE	W	38-28
12/29	at Panthers	S	INACTIVE	W	42-10
2019 TOTALS		10-10		13-3	

2018 GAME-BY-GAME REGULAR-SEASON STATISTICS (SAINTS)

DATE	OPPONENT	P/S		W/L	SCORE
09/09	Buccaneers	S	INACTIVE	L	40-48
09/16	Browns	S		W	21-18
09/23	at Falcons	S	INACTIVE	W	43-37+
09/30	at Giants	S		W	33-18
10/08	Redskins	S		W	43-19
10/21	at Ravens	S	INACTIVE	W	24-23
10/28	at Vikings	S		W	30-20
11/04	Rams	S		W	45-35
11/11	at Bengals	S		W	51-14
11/18	Eagles	S		W	48-7
11/22	Falcons	S		W	31-17
11/29	at Cowboys	S		L	10-13
12/09	at Buccaneers	S		W	28-14
12/17	at Panthers	S		W	12-9
12/23	Steelers	S		W	31-28
12/30	Panthers	S		L	14-33
2018 TOTALS		13-13		13-3	

+ - Overtime

2017 GAME-BY-GAME REGULAR-SEASON STATISTICS (SAINTS)

DATE	OPPONENT	P/S		W/L	SCORE
09/11	at Vikings	S		L	19-29
09/17	Patriots	S		L	20-36
09/24	at Panthers	S		W	34-13
10/01	at Dolphins	S		W	20-0
10/15	Lions	S		W	52-38
10/22	at Packers	S		W	26-17
10/29	Bears	S		W	20-12
11/05	Buccaneers	S		W	30-10
11/12	at Bills	S		W	47-10
11/19	Redskins	S		W	34-31+
11/26	at Rams	S		L	20-26
12/03	Panthers	S		W	31-21
12/07	at Falcons	S	INACTIVE	L	17-20
12/17	Jets	P		W	31-19
12/24	Falcons	S		W	23-13
12/31	at Buccaneers	S		L	24-31
2017 TOTALS		15-14		11-5	

+ - Overtime

2016 GAME-BY-GAME REGULAR-SEASON STATISTICS (SAINTS)

DATE	OPPONENT	P/S		W/L	SCORE
09/11	Raiders	S		L	34-35
09/18	at Giants	S		L	13-16
09/26	Falcons	S		L	32-45
10/02	at Chargers	S		W	35-34
10/16	Panthers	S		W	41-38
10/23	at Chiefs	S	INACTIVE	L	21-27
10/30	Seahawks	S		W	25-20
11/06	at 49ers	S		W	41-23
11/13	Broncos	S		L	23-25
11/17	at Panthers	S		L	20-23
11/27	Rams	S		W	49-21
12/04	Lions	S		L	13-28
12/11	at Buccaneers	S		L	11-16
12/18	at Cardinals	S		W	48-41
12/24	Buccaneers	S		W	31-24
01/01	at Falcons	S		L	32-38
2016 TOTALS		15-15		7-9	

2015 GAME-BY-GAME REGULAR-SEASON STATISTICS (SAINTS)

DATE	OPPONENT	P/S		W/L	SCORE
09/13	at Cardinals	P		L	19-31
09/20	Buccaneers	S		L	19-26
09/27	at Panthers	P		L	22-27
10/04	Cowboys	P		W	26-20+
10/11	at Eagles	S		L	17-39
10/15	Falcons	S		W	31-21
10/25	at Colts		INACTIVE	W	27-21
11/01	Giants		INACTIVE	W	52-49
11/08	Titans		INACTIVE	L	28-34+
11/15	at Redskins	P		L	14-47
11/29	at Texans	S		L	6-24
12/06	Panthers	S		L	38-41
12/13	at Buccaneers	S		W	24-17
12/21	Lions	S		L	27-35
12/27	Jaguars	S		W	38-27
01/03	at Falcons		INACTIVE	W	20-17
2015 TOTALS		12-8			7-9

+ - Overtime

2020 GAME-BY-GAME POSTSEASON STATISTICS (SAINTS)

DATE	OPPONENT	P/S		W/L	SCORE
01/10	Bears	S		W	21-9
01/17	Buccaneers	S		L	20-30
2020 TOTALS		2-2			1-1

2019 GAME-BY-GAME POSTSEASON STATISTICS (SAINTS)

DATE	OPPONENT	P/S		W/L	SCORE
01/05	Vikings	S		L	20-26+
2019 TOTALS		1-1			0-1

+ - Overtime

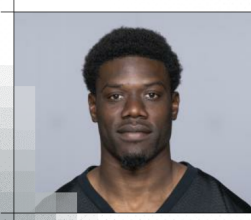
2018 GAME-BY-GAME POSTSEASON STATISTICS (SAINTS)

DATE	OPPONENT	P/S		W/L	SCORE
01/13	Eagles	S		W	20-14
01/20	Rams	S		L	23-26+
2018 TOTALS		2-2			1-1

+ - Overtime

2017 GAME-BY-GAME POSTSEASON STATISTICS (SAINTS)

DATE	OPPONENT	P/S		W/L	SCORE
01/07	Panthers	S		W	31-26
01/14	at Vikings		DID NOT PLAY	L	24-29
2017 TOTALS		1-1			1-1



JAMES PIERRE

CB

HEIGHT: 6-2
WEIGHT: 185
BORN: September 16, 1996
COLLEGE: Florida Atlantic

HOW ACQUIRED: FA '24
NFL EXPERIENCE: 6th year
BIRTHPLACE: Deerfield Beach, FL



PRO CAREER

- ✦ Has played in 81 regular-season games (eight starts) in his six-year career
- ✦ Has registered 71 tackles, (60 solo), 11 passes defended, three interceptions, one forced fumble on defense and one tackle for loss
- ✦ Has recorded 46 tackles (28 solo), four forced fumbles and one fumble recovery on special teams
- ✦ Made NFL debut in Week 1 of 2020 (at N.Y. Giants)
- ✦ Made NFL starting debut in Week 2 of 2021 (vs. Las Vegas)

2024 (COMMANDERS/STEELERS)

- ✦ Played in 15 regular-season games (two starts)
- ✦ Recorded 12 tackles (eight solo), three passes defended, and one interception
- ✦ Picked off QB Jameis Winston in Week 14 at Cleveland for his third career interception
- ✦ Registered 11 tackles on special teams, including nine solo stops

2023 (STEELERS)

- ✦ Played in 16 regular-season games, primarily on special teams
- ✦ Registered seven tackles on special teams, including five solo stops

2022 (STEELERS)

- ✦ Played in all 17 regular-season games (two starts)
- ✦ Registered 20 tackles (16 solo), four passes defended, one interception and one tackle for loss
- ✦ Made 10 tackles (five solo) and one fumble recovery on special teams
- ✦ Picked off QB Matt Ryan in Week 12 at Indianapolis for his second career interception

2021 (STEELERS)

- ✦ Played in 17 games (four starts)
- ✦ Registered 37 tackles (34 solo), four passes defended, one interception and one forced fumble
- ✦ Made 10 tackles (three solo) and two forced fumbles on special teams
- ✦ Made his first career start at left cornerback in place of an injured Joe Haden (Week 2 vs Cincinnati)
- ✦ Recorded his first career interception in Week 5 vs Denver, picking off QB Teddy Bridgewater
- ✦ Recorded his first career forced fumble in Week 6 vs Seattle

2020 (STEELERS)

- ✦ Played in all 16 regular-season games, primarily on special teams
- ✦ Recorded nine tackles on special teams, including six solo stops
- ✦ His nine tackles on special teams were tied for the team lead
- ✦ His six solo stops on special teams led the team
- ✦ Recorded his only tackle and tackle for loss in Week 10 at Jacksonville

TRANSACTIONS

- ✦ Signed a one-year contract with Pittsburgh on March 20, 2025
- ✦ Signed to the Steelers active roster on Sept. 24, 2024
- ✦ Signed to the Steelers practice squad on Sept. 17, 2024
- ✦ Waived by Washington on Aug. 27, 2024
- ✦ Signed a one-year contract with Washington on Mar. 21, 2024
- ✦ Signed a one-year contract with Pittsburgh on Mar. 21, 2023
- ✦ Signed with the Steelers as an undrafted free agent on April 28, 2020

COLLEGE

- ✦ Three-year letterwinner and two-year starter at Florida Atlantic (2017-19)
- ✦ Appeared in 39 games in his career (22 starts)
- ✦ Recorded 120 career tackles, 8.5 tackles for loss, three interceptions, 18 passes defended and two forced fumbles
- ✦ Named 2019 C-USA honorable mention

PERSONAL

- ✦ Attended Deerfield Beach HS (Deerfield Beach, Fla.)
- ✦ Three-star rated and No. 48 safety in the Class of 2016 by 247Sports.com
- ✦ Full name: James Pierre



JAMES PIERRE'S NFL REGULAR SEASON DEFENSIVE STATISTICS

DATE	TEAM	GP	GS	TACKLES						INTERCEPTIONS						O. FUMB			ST			MISC					
				TK	S	A	TFL	YDS	SK	YDS	QBH	NO	YDS	LG	TD	PD	FF	FR	TD	YDS	TK	S	A	FF	FR	S	A
2020	Steelers	16	0	1	1	0	1	1	0.0	0.0	0	0	0	0	0	0	0	0	9	6	3	0	0	0	0		
2021	Steelers	17	4	37	34	3	0	0	0.0	0.0	0	1	0	0	0	4	1	0	0	10	3	7	2	0	0		
2022	Steelers	17	2	20	16	4	0	0	0.0	0.0	0	1	0	0	0	4	0	0	0	9	5	4	1	0	0		
2023	Steelers	16	0	1	1	0	0	0	0.0	0.0	0	0	0	0	0	0	0	0	0	7	5	2	0	0	0		
2024	Commanders	0	0	0	0	0	0	0	0.0	0.0	0	0	0	0	0	0	0	0	0	0	0	0	0	0	0		
Went from Washington to Pittsburgh.																											
2024	Steelers	15	2	12	8	4	0	0	0.0	0.0	0	1	18	18	0	3	0	0	0	11	9	2	2	0	0	0	
2024	TOTAL	15	2	12	8	4	0	0	0.0	0.0	0	1	18	18	0	3	0	0	0	11	9	2	2	0	0	0	
NFL TOTALS		81	8	71	60	11	1	1	0.0	0.0	0	3	18	18	0	11	1	0	0	46	28	18	4	1	0	0	

JAMES PIERRE'S NFL POSTSEASON DEFENSIVE STATISTICS

DATE	TEAM	GP	GS	TACKLES						INTERCEPTIONS						O. FUMB			ST			MISC				
				TK	S	A	TFL	YDS	SK	YDS	QBH	NO	YDS	LG	TD	PD	FF	FR	TD	YDS	TK	S	A	FF	FR	S
2020	Steelers	1	0	0	0	0	0	0	0.0	0.0	0	0	0	0	0	1	0	0	0	2	2	0	0	0	0	0
2021	Steelers	0	0	0	0	0	0	0	0.0	0.0	0	0	0	0	0	0	0	0	0	0	0	0	0	0	0	0
2023	Steelers	1	0	0	0	0	0	0	0.0	0.0	0	0	0	0	0	0	0	0	0	0	0	0	0	0	0	0
2024	Steelers	1	0	0	0	0	0	0	0.0	0.0	0	0	0	0	0	0	0	0	0	0	0	0	0	0	0	0
NFL TOTALS		3	0	0	0	0	0	0	0.0	0.0	0	0	0	0	0	1	0	0	0	2	2	0	0	0	0	0

SINGLE-GAME HIGHS: DEFENSIVE

- Total Tackles 6 vs. Denver Broncos, Oct 10, 2021 Tackles For Loss 1 at Jacksonville Jaguars, Nov 22, 2020
- 6 vs. Las Vegas Raiders, Sep 19, 2021 Interceptions 1 vs. Cleveland Browns, Dec 08, 2024
- ...1 more at 6. 1 at Indianapolis Colts, Nov 28, 2022
- Solo Tackles 6 vs. Denver Broncos, Oct 10, 2021 ...1 more at 1.
- 6 vs. Las Vegas Raiders, Sep 19, 2021 Special Teams Tackles 3 vs. Green Bay Packers, Nov 12, 2023
- ...1 more at 6. 2 vs. New York Giants, Oct 28, 2024
- Passes Defensed 2 vs. Denver Broncos, Oct 10, 2021 ...6 more at 2.
- 1 vs. Cleveland Browns, Dec 08, 2024 Special Teams Forced Fumbles 1 vs. Tennessee Titans, Dec 19, 2021
- ...7 more at 1. 1 vs. Chicago Bears, Nov 08, 2021
- Forced Fumbles 1 vs. Seattle Seahawks, Oct 17, 2021

SINGLE-GAME HIGHS - POSTSEASON: DEFENSIVE

- Passes Defensed 1 vs. Cleveland Browns, Jan 10, 2021 Special Teams Tackles 2 vs. Cleveland Browns, Jan 10, 2021

2024 GAME-BY-GAME REGULAR-SEASON STATISTICS (COMMANDERS/STEELERS)

DATE	OPPONENT	P/S	TACKLES						INTERCEPTIONS						O. FUMB			ST			MISC											
			TK	S	A	SK	YDS	TFL	YDS	QBH	NO	YDS	LG	TD	PD	FF	FR	TD	YDS	TK	S	A	FF	FR	S	A						
09/08	at Buccaneers		DID NOT PLAY																												L	20:37
Went from Commanders to Steelers.																																
PRACTICE SQUAD																																
09/22	Chargers																														W	20:10
09/29	at Colts	P																													L	24:27
10/06	Cowboys	P																													L	17:20
10/13	at Raiders	P																													W	32:13
10/20	Jets	P																													W	37:15
10/28	Giants	P																													W	26:18
11/10	at Commanders	P																													W	28:27
11/17	Ravens	P																													W	18:16
11/21	at Browns	P																													L	19:24
12/01	at Bengals	P																													W	44:38
12/08	Browns	P																													W	27:14
12/15	at Eagles	P																													L	13:27
12/21	at Ravens	S																													L	17:34
12/25	Chiefs	S																													L	10:29
01/04	Bengals	P																													L	17:19
2024 TOTALS		14-2	12	8	4	0.0	0.0	0	0	0	1	18	18	0	3	0	0	0	11	9	2	2	0	0	0	8-8						



2023 GAME-BY-GAME REGULAR-SEASON STATISTICS (STEELERS)

Table with columns: DATE, OPPONENT, P/S, TACKLES (TK, S, A, SK, YDS, TFL, YDS, QBH), INTERCEPTIONS (NO, YDS, LG, TD, PD), O. FUMB (FF, FR, TD, YDS), ST (TK, S, A, FF, FR), MISC (S, A), W/L, SCORE.

2022 GAME-BY-GAME REGULAR-SEASON STATISTICS (STEELERS)

Table with columns: DATE, OPPONENT, P/S, TACKLES (TK, S, A, SK, YDS, TFL, YDS, QBH), INTERCEPTIONS (NO, YDS, LG, TD, PD), O. FUMB (FF, FR, TD, YDS), ST (TK, S, A, FF, FR), MISC (S, A), W/L/T, SCORE.

+ - Overtime

2021 GAME-BY-GAME REGULAR-SEASON STATISTICS (STEELERS)

Table with columns: DATE, OPPONENT, P/S, TACKLES (TK, S, A, SK, YDS, TFL, YDS, QBH), INTERCEPTIONS (NO, YDS, LG, TD, PD), O. FUMB (FF, FR, TD, YDS), ST (TK, S, A, FF, FR), MISC (S, A), W/L, SCORE.

+ - Overtime



2020 GAME-BY-GAME REGULAR-SEASON STATISTICS (STEELERS)

DATE	OPPONENT	P/S	TACKLES							INTERCEPTIONS					O. FUMB			ST				MISC		W/L	SCORE			
			TK	S	A	SK	YDS	TFL	YDS	QBH	NO	YDS	LG	TD	PD	FF	FR	TD	YDS	TK	S	A	FF			FR	S	A
09/14	at Giants	P	0	0	0	0.0	0.0	0	0	0	0	0	0	0	0	0	0	0	0	0	0	0	0	0	0	0	W	26-16
09/20	Broncos	P	0	0	0	0.0	0.0	0	0	0	0	0	0	0	0	0	0	0	0	0	0	0	0	0	0	0	W	26-21
09/27	Texans	P	0	0	0	0.0	0.0	0	0	0	0	0	0	0	0	0	0	0	0	0	0	0	0	0	0	0	W	28-21
10/11	Eagles	P	0	0	0	0.0	0.0	0	0	0	0	0	0	0	0	0	0	0	0	0	0	0	0	0	0	0	W	38-29
10/18	Browns	P	0	0	0	0.0	0.0	0	0	0	0	0	0	0	0	0	0	0	0	0	0	0	0	0	0	0	W	38-7
10/25	at Titans	P	0	0	0	0.0	0.0	0	0	0	0	0	0	0	0	0	0	0	0	0	0	0	0	0	0	0	W	27-24
11/01	at Ravens	P	0	0	0	0.0	0.0	0	0	0	0	0	0	0	0	0	0	0	0	0	0	0	0	0	0	0	W	28-24
11/08	at Cowboys	P	0	0	0	0.0	0.0	0	0	0	0	0	0	0	0	0	0	0	0	0	0	0	0	0	0	0	W	24-19
11/15	Bengals	P	0	0	0	0.0	0.0	0	0	0	0	0	0	0	0	0	0	0	0	0	0	0	0	0	0	0	W	36-10
11/22	at Jaguars	P	1	1	0	0.0	0.0	1	1	0	0	0	0	0	0	0	0	0	0	0	0	0	0	0	0	0	W	27-3
12/02	Ravens	P	0	0	0	0.0	0.0	0	0	0	0	0	0	0	0	0	0	0	0	0	0	0	0	0	0	0	W	19-14
12/07	Football Team	P	0	0	0	0.0	0.0	0	0	0	0	0	0	0	0	0	0	0	0	0	0	0	0	0	0	0	L	17-23
12/13	at Bills	P	0	0	0	0.0	0.0	0	0	0	0	0	0	0	0	0	0	0	0	0	0	0	0	0	0	0	L	15-26
12/21	at Bengals	P	0	0	0	0.0	0.0	0	0	0	0	0	0	0	0	0	0	0	0	0	0	0	0	0	0	0	L	17-27
12/27	Colts	P	0	0	0	0.0	0.0	0	0	0	0	0	0	0	0	0	0	0	0	0	0	0	0	0	0	0	W	28-24
01/03	at Browns	P	0	0	0	0.0	0.0	0	0	0	0	0	0	0	0	0	0	0	0	0	0	0	0	0	0	0	L	22-24
2020 TOTALS		16-0	1	1	0	0.0	0.0	1	1	0	0	0	0	0	0	0	0	0	0	0	0	0	0	0	0	0	12-4	

2024 GAME-BY-GAME POSTSEASON STATISTICS (STEELERS)

DATE	OPPONENT	P/S	TACKLES							INTERCEPTIONS					O. FUMB			ST				MISC		W/L	SCORE			
			TK	S	A	SK	YDS	TFL	YDS	QBH	NO	YDS	LG	TD	PD	FF	FR	TD	YDS	TK	S	A	FF			FR	S	A
01/11	at Ravens	P	0	0	0	0.0	0.0	0	0	0	0	0	0	0	0	0	0	0	0	0	0	0	0	0	0	0	L	14-28
2024 TOTALS		1-0	0	0	0	0.0	0.0	0	0	0	0	0	0	0	0	0	0	0	0	0	0	0	0	0	0	0	0-1	

2023 GAME-BY-GAME POSTSEASON STATISTICS (STEELERS)

DATE	OPPONENT	P/S	TACKLES							INTERCEPTIONS					O. FUMB			ST				MISC		W/L	SCORE			
			TK	S	A	SK	YDS	TFL	YDS	QBH	NO	YDS	LG	TD	PD	FF	FR	TD	YDS	TK	S	A	FF			FR	S	A
01/15	at Bills	P	0	0	0	0.0	0.0	0	0	0	0	0	0	0	0	0	0	0	0	0	0	0	0	0	0	0	L	17-31
2023 TOTALS		1-0	0	0	0	0.0	0.0	0	0	0	0	0	0	0	0	0	0	0	0	0	0	0	0	0	0	0	0-1	



DARYL PORTER

DB
HEIGHT: 5-10
WEIGHT: 185
BORN: February 3, 2002
COLLEGE: Miami

NOW ACQUIRED: FA '25
NFL EXPERIENCE: 0
BIRTHPLACE: Fort Lauderdale, FL



PRO CAREER

- ✦ Has yet to make NFL debut

TRANSACTIONS

- ✦ Signed with Pittsburgh on Aug. 5, 2025
- ✦ Waived by Buffalo on July 28, 2025
- ✦ Signed with the Bills as an undrafted rookie free agent on May 10, 2025

PERSONAL

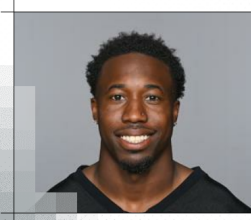
- ✦ Attended American Heritage H.S. (Plantation, Fla.), where he helped lead the Patriots to 10-2 record in final year of high school, when he had 20 tackles, three tackles for loss and six interceptions
- ✦ Totaled nine interceptions and 19 pass breakups over high school career
- ✦ Three-star prospect initially picked West Virginia over Baylor, Boston College, Iowa State, Louisville, Penn State and Utah, among others

COLLEGE

- ✦ Played three seasons at Miami (2022-24) and two at West Virginia (2020-21)
- ✦ Served as the Hurricanes' starting defensive back for second straight season, starting all 12 games during regular season
- ✦ Finished with 28 tackles (18 solo) and team-high seven pass breakups as a senior
- ✦ Had breakout 2021 season with Mountaineers as second-year freshman, finishing with 46 tackles, one tackle for loss, one interception and five pass breakups
- ✦ Recorded first interception of career against TCU and returned it 43 yards

DARYL PORTER'S COLLEGE DEFENSIVE STATISTICS

DATE	TEAM	GP	GS	TACKLES							INTERCEPTIONS				O. FUMB			ST				MISC					
				TK	S	A	TFL	YDS	SK	YDS	QBH	NO	YDS	LG	TD	PD	FF	FR	TD	YDS	TK	S	A	FF	FR	S	A
2020	West Virginia	6	0	0	0	0	0.0	0.0	0.0	0.0	0	0	0	0	0	0	0	0	0	0	0	0	0	0	0	0	
2021	West Virginia	13	13	46	40	6	1.0	3.0	0.0	0.0	0	1	43	43	0	6	0	0	0	0	0	0	0	0	0	0	0
2022	Miami (FL)	10	1	11	10	1	2.0	4.0	0.0	0.0	0	0	0	0	0	1	0	0	0	0	0	0	0	0	0	0	0
2023	Miami (FL)	12	9	23	16	7	0.0	0.0	0.0	0.0	1	0	0	0	0	4	0	0	0	0	0	0	0	0	0	0	0
2024	Miami (FL)	12	12	28	18	10	0.0	0.0	0.0	0.0	2	0	0	0	0	7	0	0	0	0	0	0	0	0	0	0	0
TOTALS		53	35	108	84	24	3.0	7.0	0.0	0.0	3	1	43	43	0	18	0	0	0	0	0	0	0	0	0	0	0



JOEY PORTER JR.

CB
HEIGHT: 6-2
WEIGHT: 193
BORN: July 26, 2000
COLLEGE: Penn State

NOW ACQUIRED: D2a '23
NFL EXPERIENCE: 3rd year
BIRTHPLACE: Bakersfield, CA



PRO CAREER

- ✦ Has played in 33 regular-season games (27 starts) over his two-year NFL career (Steelers 2023-24)
- ✦ Has registered 112 tackles (85 solo), 17 passes defended, two interception and three tackles for loss
- ✦ Selected to the 2023 Pro Football Writers of America (PFWA) All-Rookie team
- ✦ Captured the Joe Greene Great Performance Award, presented to the team's top rookie
- ✦ Finalist for Associated Press NFL Defensive Rookie of the Year
- ✦ Made NFL debut in Week 1 of 2023 (vs. San Francisco)
- ✦ Made NFL starting debut in Week 8 of 2023 (vs. Jacksonville)

2024 (STEELERS)

- ✦ Played in 16 regular-season games (16 starts)
- ✦ Registered 70 tackles (53 solo), 7 passes defended, one interception and two tackles for loss
- ✦ Tallied a career-high nine solo tackles in Week 8 vs. the Giants
- ✦ Picked off QB Dak Prescott in Week 5 vs. the Cowboys

2023 (STEELERS)

- ✦ Played in 17 regular-season games (11 starts)
- ✦ Registered 42 tackles (32 solo), 10 passes defended, one interception and one tackle for loss
- ✦ Selected to the 2023 Pro Football Writers of America (PFWA) All-Rookie team
- ✦ Captured the Joe Greene Great Performance Award, presented to the team's top rookie
- ✦ Finalist for Associated Press NFL Defensive Rookie of the Year
- ✦ Registered a 47.6% completion percentage on targets and 70.1 allowed passer rating
- ✦ His 47.6% completion percentage on targets and 70.1 allowed passer rating were the League's best among qualifying rookies (min. 60 targets)
- ✦ His 47.6% completion percentage on targets was the second-best among all players in the NFL in 2023

TRANSACTIONS

- ✦ Signed a four-year contract with Pittsburgh on July 26, 2023
- ✦ Drafted by the Steelers in the second round (32nd overall) of the 2023 NFL Draft

PERSONAL

- ✦ Full name is Joey Eugene Porter Jr.
- ✦ Son of Christy and Joey Porter Sr.
- ✦ Has two brothers, Jacob and Willie, and two sisters, Jayla and Jasmine
- ✦ Father, Joey Sr., was the outside linebackers coach for the NFL's Pittsburgh Steelers (2015-18)
- ✦ Father played football at Colorado State (1995-99) and played 13 seasons for the NFL's Pittsburgh Steelers, Miami Dolphins and Arizona Cardinals
- ✦ Cousin, Jason Gildon, played football at Oklahoma State (1990-94) and played 10 years for the Steelers and one season for the Jacksonville Jaguars
- ✦ Cousin, Larry Birdine Jr., played football at Oklahoma State and three seasons in the NFL
- ✦ Cousin, Sheldon Crony Jr., currently plays football at Iowa State
- ✦ Hobbies include playing video games
- ✦ Has volunteered feeding the homeless and at special needs activity day
- ✦ Plans to take over his mother's business, The Jasmine Nyree Day Center, working with autistic children after his NFL career

COLLEGE

- ✦ Appeared in 35 games (31 starts) at Penn State (2019-22)
- ✦ Recorded 94 tackles (87 solo), two tackles for loss, 1.0 sack, one interception, 20 pass breakups, one forced fumble and one fumble recovery
- ✦ Registered school-record six pass breakups at Purdue in 2022, which tied a then-Big Ten record for a single game with Michigan's Jourdan Lewis (vs. Michigan State, 2015) and Minnesota's Michael Carter (vs. Purdue, 2012)
- ✦ The six breakups were tied for the second-most in an FBS game this in '22
- ✦ Named 2022 All-American second team by the AFCA, Associated Press, FWAA, Walter Camp Football Foundation and CBS Sports
- ✦ Named 2022 All-Big Ten first team by the coaches and media
- ✦ Tabbed 2022 Associated Press All-Big Ten first team
- ✦ Named 2022 Pro Football Focus All-Big Ten second team
- ✦ Earned the team's 2022 Most Valuable Defensive Player
- ✦ 2022 Jim Thorpe Award, Chuck Bednarik Award and Lott IMPACT Trophy semifinalist
- ✦ Earned the 2022 Bednarik Award National Player of the Week (Sept. 6)
- ✦ Named 2021 All-Big Ten third team by the coaches and honorable mention by the media
- ✦ Earned 2021 All-Big Ten third team honors from the media and honorable mention from the coaches
- ✦ Named Big Ten Freshman of the Week (Dec. 7)
- ✦ Targeted 14 times in 2022 season opener vs. Purdue (had school-record 6 PBUs)
- ✦ Targeted only 16 times over final nine games (with 5 PBUs) in 2022
- ✦ Led Power 5 with a 40.0 forced incompleton percentage




2024 GAME-BY-GAME POSTSEASON STATISTICS (STEELERS)

DATE	OPPONENT	P/S	TACKLES							INTERCEPTIONS					O. FUMB			ST				MISC		SCORE			
			TK	S	A	SK	YDS	TFL	YDS	QBH	NO	YDS	LG	TD	PD	FF	FR	TD	YDS	TK	S	A	FF		FR	S	A
01/11	at Ravens	S	6	6	0	0.0	0.0	0	0	0	0	0	0	0	0	0	0	0	0	0	0	0	0	0	0	L	14-28
2024 TOTALS		1-1	6	6	0	0.0	0.0	0	0	0	0	0	0	0	0	0	0	0	0	0	0	0	0	0	0	0-1	

2023 GAME-BY-GAME POSTSEASON STATISTICS (STEELERS)

DATE	OPPONENT	P/S	TACKLES							INTERCEPTIONS					O. FUMB			ST				MISC		SCORE			
			TK	S	A	SK	YDS	TFL	YDS	QBH	NO	YDS	LG	TD	PD	FF	FR	TD	YDS	TK	S	A	FF		FR	S	A
01/15	at Bills	S	2	2	0	0.0	0.0	0	0	0	0	0	0	0	0	0	0	0	0	0	0	0	0	0	L	17-31	
2023 TOTALS		1-1	2	2	0	0.0	0.0	0	0	0	0	0	0	0	0	0	0	0	0	0	0	0	0	0	0	0-1	



**PATRICK
QUEEN**

LB
HEIGHT: 6-0
WEIGHT: 230
BORN: August 13, 1999
COLLEGE: LSU

NOW ACQUIRED: FA '24
NFL EXPERIENCE: 6th year
BIRTHPLACE: Ventress, LA



PRO CAREER

AWARDS

- ✦ Associated Press All-Pro Second Team (2023)
- ✦ Pro Bowler (2024, 2023)
- ✦ Ravens "Media Good Guy," as voted on by local media (2022)
- ✦ PFWA All-Rookie Team (2020)
- ✦ AFC Defensive Player of the Week (Week 5, 2020)

CAREER HIGHLIGHTS

- ✦ Has played in 84 games (84 starts) in his five-year career with Baltimore (2020-23) and Pittsburgh (2024)
- ✦ Has registered 582 tackles (361 solo), 43 tackles for loss, 38 quarterback hits, 14.5 sacks, 22 passes defended, seven forced fumbles, seven fumble recoveries and four interceptions
- ✦ Has played in six postseason games (five starts) and registered 33 tackles (23 solo), two quarterback hits and two tackles for loss
- ✦ Two-time Pro-Bowl selection (2024, 2023)
- ✦ Earned All-Pro Second Team honors in 2023
- ✦ Only player in the NFL with at least 550 tackles, 40 tackles for loss, 20 passes defended, 10.0 sacks, seven fumble recoveries, seven forced fumbles and four interceptions since entering the League in 2020
- ✦ One of five active players in the NFL with at least 550 tackles, 40 tackles for loss, 20 passes defended, 14.0 sacks, seven fumble recoveries, seven forced fumbles and four interceptions (Harrison Smith, Lavonte David, Bobby Wagner and Eric Kendricks)
- ✦ One of just three NFL defenders to post at least four interceptions, seven forced fumbles and seven fumble recoveries since 2020 when he entered the League
- ✦ Ranks 12th in tackles, 18th in tackles for loss and t-17th in interceptions among linebackers since entering the League in 2020
- ✦ Has eclipsed 100+ tackles and nine tackles for loss three different times (2023, 2022, 2020)
- ✦ Has eclipsed 100+ tackles four different times (2024, 2023, 2022, 2020)
- ✦ Named Associated Press Defensive Rookie of the Year in 2020
- ✦ Made NFL debut and starting debut in Week 1 of 2020 (vs. Cleveland)

2024 (STEELERS)

- ✦ Started all 17 regular-season games en route to his second-career Pro Bowl nod
- ✦ Registered a team-high 129 tackles (65 solo), seven passes defended, six tackles for loss, five QB hits, two forced fumbles and one fumble recovery
- ✦ His 129 tackles are the fifth-most in a season by a Steeler since 1994
- ✦ Only NFL defender to record 125 or more tackles, six or more tackles for loss and seven or more passes defended
- ✦ Finished with five tackles (three solo), two QB hits, one TFL, one pass defended, one forced fumble and 1.0 sack in Week 18 vs. Cincinnati
- ✦ Recorded eight tackles (four solo) and one pass defended in Week 16 at Baltimore
- ✦ Finished with a team-high 11 tackles (six solo) and one quarterback hit in Week 15 at Philadelphia
- ✦ Registered his fourth double-digit tackle game of the season and 12th of his career (2020-24)
- ✦ Finished with 10 tackles (five solo) and one pass defended in the Week 14 victory vs. Cleveland
- ✦ Recorded a season-high, and career-high tying, 13 tackles (six solo) and one tackle for loss in the Week 6 victory at Las Vegas
- ✦ Led the Steelers with 10 tackles (three solo) while adding one forced fumble, one fumble recovery and one tackle for loss in the Week 11 victory vs. Baltimore
- ✦ Both forced and recovered Isaiah Likely's fumble on Baltimore's second-to-last drive of the first half, which gave the Steelers the ball at the Ravens' 19-yard line (Steelers would add a field goal on the ensuing drive)

2023 (RAVENS)

- ✦ Started all 17 regular-season games, registering a career-high 133 tackles, nine tackles for loss, 3.5 sacks, six QB hits, one interception, one forced fumble, one fumble recovery and six passes defended, en route to his first-career Pro Bowl nod and second-team All-Pro honors
- ✦ Teamed up with ILB Roquan Smith (158) to become the first duo in Ravens history to post 130+ tackles each in a season
- ✦ Helped the Baltimore defense become the first unit in NFL history to lead the league in scoring (16.5), sacks (60) and takeaways (31)
- ✦ Recorded eight tackles (seven solo) and one QB hits in the AFC Championship vs. Kansas City, helping hold the Chiefs to just 98 total yards and zero points in the second half
- ✦ Posted seven tackles (two solo), one interception (21-yard return) and one pass defended in the 33-19 victory in Week 16 at San Francisco
- ✦ Recorded a team-high 11 tackles (nine solo) in the 34-20 win in Week 11 vs. Cincinnati, helping the defense hold the Bengals to 2-of-11 (18.2%) on third down
- ✦ Registered a team-high equalling 11 tackles (nine solo), including one tackle for loss, in the 31-24 victory in Week 8 at Arizona
- ✦ Recorded an 11-yard sack on fourth down – forcing a turnover on downs and ending Houston's opening possession – as well as 11 tackles (three solo), one QB hit, one tackle for loss and one pass defended in the 25-9 season-opening victory
- ✦ Permitted just one rushing first down, while limiting the Texans to 7-of-18 (38.9%) on third down and 1-of-4 (25%) on fourth down



2022 (RAVENS)

- ✦ Started all 17 regular-season games, registering then-career highs in tackles (117) – also a team-high – sacks (5.0), QB hits (14), interceptions (two) and passes defended (six), while adding one forced fumble and one fumble recovery
- ✦ Joined Ray Lewis (eight times) and C.J. Mosley (three times) as the only Ravens defenders to record multiple seasons with at least 100 tackles, one forced fumble and one fumble recovery (also in 2020)
- ✦ Helped Baltimore’s defense rank in the Top 5 in four categories: No. 3 in points allowed per game (18.5), No. 3 in defensive red zone TD% (46.4), No. 3 in rushing yards per game (92.1) and No. 4 in third-down efficiency (34.9%)
- ✦ Became NFL’s first defender to post a least 5.0 sacks, one interception, one forced fumble and one fumble recovery this season
- ✦ Recorded a game- and season-high 12 tackles (nine solo), including one tackle for loss and a half-sack, in the 13-3 win in Week 11 vs. Carolina
- ✦ Baltimore’s defense permitted season lows in points (three), total yards (205), rushing yards (36) and yards per play (3.8), while registering 4.0 sacks and three takeaways (two interceptions and one fumble recovery)
- ✦ Registered a season-high 11 tackles (seven solo) and three tackles for loss, including 1.0 sack, helping limit the Browns to 2-of-11 (18.2%) on third down in the 23-20 win in Week 7
- ✦ Recorded five tackles (four solo) and a team- and career-high three QB hits in Week 4 vs. Buffalo
- ✦ Baltimore’s defense limited the Bills – who entered the contest No. 3 in scoring (30.3 ppg) and No. 1 on third down (61.0%) – to 23 points and 4-of-11 (36.4%) on third-down conversion opportunities
- ✦ Registered nine tackles (five solo) and a team-high and career single-game-best three QB hits, including a half-sack sack, in the 24-9 season-opening win at N.Y. Jets

2021 (RAVENS)

- ✦ Started all 17 regular-season games, posting a team-high 98 tackles (68 solo), 10 tackles for loss, 2.0 sacks, three QB hits, one pass defended, one forced fumble and one fumble recovery
- ✦ Helped Baltimore rank No. 1 in run defense (84.5 ypg)
- ✦ Registered a team-high nine tackles, one tackle for loss and one pass defended in Week 16 vs. Cincinnati
- ✦ Recorded at least one tackle for loss in five straight games (Week 7, 9-12)
- ✦ Posted a career-high and team-high 13 tackles (11 solo) in Week 15 vs. Green Bay
- ✦ Talled a team-high eight tackles (all solo), including two tackles for loss, and one fumble recovery in the 16-10 win in Week 12 vs. Cleveland, as Baltimore limited the Browns to a season-low 40 rushing yards
- ✦ Registered a team-high eight tackles (seven solo) in the 36-35 win in Week 2 vs. Kansas City
- ✦ Produced a team-leading nine tackles and 1.0 sack (-13 yards) in Week 1 at Las Vegas

2020 (RAVENS)

- ✦ Started all 16 regular-season games in which he played in as a rookie, posting a team-high 105 tackles (65 solo), 3.0 sacks, nine tackles for loss, 10 QB hits, two forced fumbles, two fumble recoveries, one interception and one pass defended
- ✦ Returned one of his fumble recoveries 53 yards for a TD
- ✦ First rookie since at least 2000 (when data became available) to record at least 100 tackles (105), 2.0 sacks (3), one forced fumbles (two) and one defensive TD (one)
- ✦ Helped Baltimore’s defense rank No. 2 in both points allowed (18.9) and third-down efficiency (34.0%), also posting an NFL-high 25 forced fumbles
- ✦ Earned PFWA All-Rookie honors
- ✦ Made his postseason debut in the 20-13 Wild Card Playoff win at Tennessee
- ✦ Registered two solo tackles and one QB hit, helping limit Tennessee to 4-of-12 (33%) on third down and hold Derrick Henry to 40 rushing yards on 18 carries (2.2 ypc)
- ✦ Recorded six tackles (four solo), 1.0 sack, a team-high three tackles for loss and two QB hits in the 40-14 win in Week 15 vs. Jacksonville
- ✦ Registered five tackles (three solo) and his first-career interception vs. Dallas in Week 13
- ✦ Talled a team-high nine tackles (five solo), including one tackle for loss, in Week 10 at New England
- ✦ Earned AFC Defensive Player of the Week Honors after a standout performance in which he tied for the team lead with nine tackles (six solo) and recorded 1.0 sack, one forced fumble and two fumble recoveries, including a 52-yard return for TD, in the 27-3 win in Week 5 vs. Cincinnati
- ✦ Second Ravens rookie to record a sack, forced fumble and fumble recovery in a game, joining OLB Terrell Suggs, who accomplished the feat three times during his 2003 Defensive Rookie of the Year campaign
- ✦ Second NFL defender since 1987 to post nine-plus tackles, at least two fumble recoveries, 1.0 sack and one defensive TD in a game (Demeco Ryans)
- ✦ Registered a career-high 12 tackles (nine solo) and three tackles for loss in the 31-17 win in Week 4 at Washington
- ✦ His three tackles for loss are the highest output by a Ravens’ rookie since LB C.J. Mosley (three at New Orleans in Week 11 of 2014)
- ✦ At 21 years, 1 month, became the second-youngest Raven ever to start a game (Jamal Lewis in 2000; 21 years, 18 days), in the season-opening win vs. Cleveland

TRANSACTIONS

- ✦ Signed a three-year contract with Pittsburgh on March 14, 2024
- ✦ Signed a four-year contract with Baltimore on July 22, 2020
- ✦ Drafted by the Ravens in the first round (28th overall) of the 2020 NFL Draft

PERSONAL

- ✦ Father, Wayne, played CB at Nicholls State
- ✦ Following LSU’s National Championship victory, the town of New Road, La., held a parade for Queen and presented him with a key to the city (2020)
- ✦ Honored along with good friend and former high school teammate Stephen Guidry, who attended Mississippi State and was signed as an undrafted free agent by the Dallas Cowboys
- ✦ Player he most enjoys facing in the NFL is former LSU teammate and current Bengals QB Joe Burrow, who was selected No. 1 overall in the 2020 draft
- ✦ Standout high school baseball player (left fielder) and considered walking on to LSU’s baseball team
- ✦ Pre-game ritual is to listen to Phil Collins’ “In the Air Tonight” just prior to walking out on the field
- ✦ Spent many summers training with his father, who would have Patrick do sled pulls on a Mississippi River levee
- ✦ Majored in sport administration at LSU
- ✦ Was a four-year starter for Livonia (LA) H.S., playing both LB and RB
- ✦ Tabbed as a finalist for the 2016 Warrick Dunn Award, which is presented to the high school Player of the Year in the Baton Rouge area
- ✦ A 3A state champ and 2015 All-State selection, he totaled 1,487 rushing yards and 19 TDs
- ✦ Also finished with 66 tackles, seven tackles for loss and six passes defended
- ✦ Racked up 1,731 all-purpose yards his senior season after adding 255 receiving yards
- ✦ Was a four-year starter for the baseball team, batting .380 as the team’s leadoff hitter and left fielder



COMMUNITY

- ★ Partnered with the United Way of Central Maryland to adopt and provide holiday gifts to a family in need (2022)
- ★ Participated in My Cause My Cleats to benefit Boo2Bullying and raise awareness for bullying (2022)
- ★ Participated in the organization-wide day of service, Caw to Action – a celebration of the NFL's Huddle for 100 initiative (2022)
- ★ Hosts his annual Level Up Football Camp at his alma mater, Livonia (LA) HS (2021-22)
- ★ Supported teammate Anthony Levine Sr.'s 4Ever1 Foundation bowling event (2021)
- ★ Partnered with the United Way of Central Maryland to adopt and provide holiday gifts to a family in need (2021)
- ★ Participated in the Ravens' virtual celebration video for students from the Class of 2020

COLLEGE

- ★ In 41 career games (16 starts), posted 131 tackles (59 solo), 17.5 TFL, 4.0 sacks, three passes defended, one interception and one fumble recovery
- ★ In his final season at LSU (2019), tallied a career-high 85 tackles, including 12 tackles for loss and 3.0 sacks
- ★ Helped lead LSU to a 42-25 victory in the 2020 CFP National Championship Game and an undefeated (15-0) season
- ★ Seven of LSU's 15 wins came against teams ranked in the Top 10
- ★ Helped LSU produce the country's sixth-best third-down defense (29.6%) and rank 31st in total defense (343.5 ypg allowed) in 2019
- ★ A versatile linebacker who was mentored in 2018 by LSU All-American and Butkus Award winner Devin White, who currently plays for Tampa Bay
- ★ Was named Defensive MVP of the 2020 CFP National Championship Game

PATRICK QUEEN'S NFL REGULAR SEASON DEFENSIVE STATISTICS

DATE	TEAM	GP	GS	TK	S	TACKLES					INTERCEPTIONS					O. FUMB					ST			MISC.						
						A	TFL	YDS	SK	YDS	QBH	NO	YDS	LG	TD	PD	FF	FR	TD	YDS	TK	S	A	FF	FR	S	A			
2020	Ravens	16	16	105	65	40	9	19	3.0	17.0	10	1	0	0	0	2	2	2	1	53	1	1	0	0	0	0	0	0	0	0
2021	Ravens	17	17	98	68	30	10	37	2.0	19.0	3	0	0	0	1	1	1	0	0	0	0	0	0	0	0	0	0	0	0	0
2022	Ravens	17	17	117	79	38	9	31	5.0	24.5	14	2	11	11	0	6	1	2	0	5	0	0	0	0	0	0	0	0	0	0
2023	Ravens	17	17	133	84	49	9	44	3.5	35.0	6	1	21	21	0	6	1	1	0	0	0	0	0	0	0	0	0	0	0	0
2024	Steelers	17	17	129	65	64	6	12	1.0	4.0	5	0	0	0	0	7	2	1	0	0	0	0	0	0	0	0	0	0	0	0
NFL TOTALS		84	84	582	361	221	43	143	14.5	99.5	38	4	32	21	0	22	7	7	1	58	1	1	0	0	0	0	0	0	0	0

PATRICK QUEEN'S NFL POSTSEASON DEFENSIVE STATISTICS

DATE	TEAM	GP	GS	TK	S	TACKLES					INTERCEPTIONS					O. FUMB					ST			MISC.						
						A	TFL	YDS	SK	YDS	QBH	NO	YDS	LG	TD	PD	FF	FR	TD	YDS	TK	S	A	FF	FR	S	A			
2020	Ravens	2	1	4	3	1	0	0	0.0	0.0	1	0	0	0	0	0	0	0	0	0	0	0	0	0	0	0	0	0	0	0
2022	Ravens	1	1	6	4	2	1	0	0.0	0.0	0	0	0	0	0	0	0	0	0	0	0	0	0	0	0	0	0	0	0	0
2023	Ravens	2	2	13	12	1	0	0	0.0	0.0	1	0	0	0	0	0	0	0	0	0	0	0	0	0	0	0	0	0	0	0
2024	Steelers	1	1	10	4	6	1	4	0.0	0.0	0	0	0	0	0	0	0	0	0	0	0	0	0	0	0	0	0	0	0	0
NFL TOTALS		6	5	33	23	10	2	4	0.0	0.0	2	0	0	0	0	0	0	0	0	0	0	0	0	0	0	0	0	0	0	0

SINGLE-GAME HIGHS: DEFENSIVE

Total Tackles	13 at Las Vegas Raiders, Oct 13, 2024 13 vs. Green Bay Packers, Dec 19, 2021 11 vs. Green Bay Packers, Dec 19, 2021	Fumble Recoveries	2 vs. Cincinnati Bengals, Oct 11, 2020 1 vs. Baltimore Ravens, Nov 17, 2024 ...4 more at 1.
Solo Tackles	9 vs. Cincinnati Bengals, Nov 16, 2023 ...3 more at 9.	Tackles For Loss	3 at Cleveland Browns, Oct 01, 2023 3 vs. Cleveland Browns, Oct 23, 2022 ...2 more at 3.
Sacks	1.0 vs. Cincinnati Bengals, Jan 04, 2025 1.0 at Tennessee Titans, Oct 15, 2023 ...10 more at 1.0.	Interceptions	1 at San Francisco 49ers, Dec 25, 2023 1 at Pittsburgh Steelers, Dec 11, 2022 ...2 more at 1.
Passes Defended	1 vs. Cincinnati Bengals, Jan 04, 2025 1 at Baltimore Ravens, Dec 21, 2024 ...20 more at 1.	Special Teams Tackles	1 at Pittsburgh Steelers, Dec 02, 2020
Forced Fumbles	1 vs. Cincinnati Bengals, Jan 04, 2025 1 vs. Baltimore Ravens, Nov 17, 2024 ...5 more at 1.	Longest Opp Fumble Return	53 vs. Cincinnati Bengals, Oct 11, 2020 5 vs. Atlanta Falcons, Dec 24, 2022

SINGLE-GAME HIGHS - POSTSEASON: DEFENSIVE

Total Tackles	10 at Baltimore Ravens, Jan 11, 2025 8 vs. Kansas City Chiefs, Jan 28, 2024 6 at Cincinnati Bengals, Jan 15, 2023 5 vs. Houston Texans, Jan 20, 2024 2 at Buffalo Bills, Jan 16, 2021 ...1 more at 2.	Tackles For Loss	1 at Baltimore Ravens, Jan 11, 2025 1 at Cincinnati Bengals, Jan 15, 2023
Solo Tackles	7 vs. Kansas City Chiefs, Jan 28, 2024 5 vs. Houston Texans, Jan 20, 2024 4 at Baltimore Ravens, Jan 11, 2025 4 at Cincinnati Bengals, Jan 15, 2023 2 at Tennessee Titans, Jan 10, 2021		

2021 GAME-BY-GAME REGULAR-SEASON STATISTICS (RAVENS)

Table with 28 columns: DATE, OPPONENT, P/S, TACKLES (TK, S, A, SK, YDS, TFL, YDS, QBH), INTERCEPTIONS (NO, YDS, LG, TD, PD), O. FUMB (FF, FR, TD, YDS), ST (TK, S, A, FF, FR), MISC (S, A), W/L, SCORE. Includes 2021 TOTALS and + - Overtime.

2020 GAME-BY-GAME REGULAR-SEASON STATISTICS (RAVENS)

Table with 28 columns: DATE, OPPONENT, P/S, TACKLES (TK, S, A, SK, YDS, TFL, YDS, QBH), INTERCEPTIONS (NO, YDS, LG, TD, PD), O. FUMB (FF, FR, TD, YDS), ST (TK, S, A, FF, FR), MISC (S, A), W/L, SCORE. Includes 2020 TOTALS and + - Overtime.

2024 GAME-BY-GAME POSTSEASON STATISTICS (STEELERS)

Table with 20 columns: DATE, OPPONENT, P/S, TACKLES (TK, S, A, SK, YDS, TFL, YDS, QBH), INTERCEPTIONS (NO, YDS, LG, TD, PD), O. FUMB (FF, FR, TD, YDS), ST (TK, S, A, FF, FR), MISC (S, A), W/L, SCORE. Includes 2024 TOTALS.

2023 GAME-BY-GAME POSTSEASON STATISTICS (RAVENS)


Table with 20 columns: DATE, OPPONENT, P/S, TACKLES (TK, S, A, SK, YDS, TFL, YDS, QBH), INTERCEPTIONS (NO, YDS, LG, TD, PD), O. FUMB (FF, FR, TD, YDS), ST (TK, S, A, FF, FR), MISC (S, A), W/L, SCORE. Includes 2023 TOTALS.

2022 GAME-BY-GAME POSTSEASON STATISTICS (RAVENS)

Table with 20 columns: DATE, OPPONENT, P/S, TACKLES (TK, S, A, SK, YDS, TFL, YDS, QBH), INTERCEPTIONS (NO, YDS, LG, TD, PD), O. FUMB (FF, FR, TD, YDS), ST (TK, S, A, FF, FR), MISC (S, A), W/L, SCORE. Includes 2022 TOTALS.

2020 GAME-BY-GAME POSTSEASON STATISTICS (RAVENS)

Table with 20 columns: DATE, OPPONENT, P/S, TACKLES (TK, S, A, SK, YDS, TFL, YDS, QBH), INTERCEPTIONS (NO, YDS, LG, TD, PD), O. FUMB (FF, FR, TD, YDS), ST (TK, S, A, FF, FR), MISC (S, A), W/L, SCORE. Includes 2020 TOTALS.



JALEN RAMSEY

CB

HEIGHT: 6-1
WEIGHT: 208
BORN: October 24, 1994
COLLEGE: Florida State

HOW ACQUIRED: TR '25 (NFA)
NFL EXPERIENCE: 10th year
BIRTHPLACE: Smyrna, TN

PRO CAREER

AWARDS

- ✦ Seven-time Pro Bowler (2017, 2018, 2019, 2020, 2021, 2022, 2023)
- ✦ Three-time Associated Press First Team All-Pro (2017, 2020, 2021)
- ✦ Three-time PFW/PFWA All-NFL Team (2017, 2020, 2021)
- ✦ Three-time Team Captain (2021, 2022, 2024)
- ✦ 2016 PFW/PFWA All-Rookie Team

CAREER HIGHLIGHTS

- ✦ Has played in 135 games (134 starts) over his nine-year NFL career (Jaguars 2016-19; Rams 2019-22; Dolphins 2023-24)
- ✦ Has registered 534 tackles (432 solo), 108 passes defended, 24 interceptions, 27 tackles for loss, two fumble recoveries, seven forced fumbles, one interception return for TD, nine quarterback hits and 3.0 sacks
- ✦ Has started 10 postseason games – six with the L.A. Rams, three with Jacksonville and one with Miami
- ✦ Won Super Bowl LVI with the L.A. Rams
- ✦ His 108 passes defended rank third among active plays since entering the League in 2016
- ✦ His 24 interceptions rank fourth among active plays since entering the League in 2016
- ✦ His 14 passes defended led all NFL rookies in 2016
- ✦ Has registered 26 total takeaways (24 interceptions and two fumble recoveries), which is the sixth-most in the NFL among active players since the start of the 2016 season
- ✦ Has registered at least two passes defended in a game 25 times in his career
- ✦ Has registered at least two interceptions in a game three times in his career
- ✦ Made NFL debut in Week 1 of 2016 (vs. Green Bay)
- ✦ Made NFL starting debut in Week 1 of 2016 (vs. Green Bay)

2024 (DOLPHINS)

- ✦ Played in 17 regular-season games (17 starts)
- ✦ Registered 60 tackles (39 solo), two interceptions, 1.0 sack, six tackles for loss and 11 passes defended

2023 (DOLPHINS)

- ✦ Played in 10 regular-season games (10 starts)
- ✦ Missed the first seven games of the season after being placed on injured reserve on Aug. 31 and activated on Oct. 28
- ✦ Registered 22 tackles (18 solo), three interceptions and five passes defended
- ✦ Recorded one solo tackle, two interceptions and two passes defended in Week 11 at Las Vegas

2022 (RAMS)

- ✦ Played in 17 regular-season games (17 starts)
- ✦ Registered 88 tackles (64 solo), 2.0 sacks, four interceptions, 18 passes defended, three forced fumbles and one fumble recovery
- ✦ Registered six tackles (three solo), one forced fumble and one fumble recovery in Week 15 at Green Bay
- ✦ Recorded five solo tackles, two interceptions and three passes defended in Week 18 at Seattle

2021 (RAMS)

- ✦ Played in 16 regular-season games (16 starts)
- ✦ Registered 77 tackles (62 solo), four interceptions, 16 passes defended, one forced fumble and one fumble recovery
- ✦ Recorded four tackles (three solo) and one pass defended in Super Bowl LVI victory vs. Cincinnati

2020 (RAMS)

- ✦ Played in 15 regular-season games (15 starts)
- ✦ Registered 44 tackles (36 solo), one interception and nine passes defended

2019 (JAGUARS/RAMS)

- ✦ Played in three regular-season games (three starts) for Jacksonville
- ✦ Registered 17 tackles (13 solo), one pass defended and one forced fumble
- ✦ Traded to the L.A. Rams on Oct. 19
- ✦ Played in nine regular-season games (eight starts) for L.A. Rams
- ✦ Registered 33 tackles (31 solo), one interception, four passes defended and one forced fumble

2018 (JAGUARS)

- ✦ Played in 16 regular-season games (16 starts)
- ✦ Registered 65 tackles (62 solo), three interceptions and 13 passes defended
- ✦ Recorded three solo tackles, one interception and one pass defended in Week 8 vs. Philadelphia
- ✦ Registered eight solo tackles, two interceptions and three passes defended in Week 11 vs. Pittsburgh



2017 (JAGUARS)

- ✦ Played in 16 regular-season games (16 starts)
- ✦ Registered 63 tackles (52 solo), four interceptions and 17 passes defended
- ✦ Recorded seven solo tackles, one interception and four passes defended in Week 5 at Pittsburgh
- ✦ Recorded five tackles (four solo), one interception and two passes defended in Week 13 vs. Indianapolis
- ✦ Recorded two solo tackles, one interception and one pass defended in Wild Card vs. Buffalo

2016 (JAGUARS)

- ✦ Played in 16 regular-season games (16 starts)
- ✦ Registered 65 tackles (55 solo), two interceptions, 14 passes defended, one forced fumble and one interception return for a TD
- ✦ His 14 passes defended led all NFL rookies
- ✦ Recorded four solo tackles, one interception, one forced fumble and five passes defended in Week 15 at Houston
- ✦ Registered four solo tackles, one interception, returned for TD, and four passes defended in Week 16 vs. Tennessee

TRANSACTIONS

- ✦ Traded, along with Jonnu Smith and seventh-round pick in the 2027 NFL Draft, to Pittsburgh for Minkah Fitzpatrick and fifth-round pick in the 2027 NFL Draft
- ✦ Signed a three-year contract extension with Miami on Sept. 6, 2024
- ✦ Signed a three-year contract with the Dolphins on March 14, 2023
- ✦ Traded to Miami for Hunter Long and third-round pick in the 2023 NFL Draft (#77 Byron Young)
- ✦ Signed a five-year contract with L.A. Rams on Sept. 9, 2020
- ✦ Traded to L.A. Rams for first-round pick in 2020 NFL Draft (#20 K'Lavon Chaisson), first-round pick in 2021 NFL Draft (#25 Travis Etienne) and fourth-round pick in the 2021 NFL Draft (#130 - traded)
- ✦ Signed his fifth-year option with Jacksonville on Feb. 27, 2019
- ✦ Signed a four-year contract with the Jaguars on May 22, 2016
- ✦ Drafted by Jacksonville in the first round (fifth overall) of the 2016 NFL Draft

PERSONAL

- ✦ Attended Brentwood Academy (Brentwood, Tenn.), where he was ranked as one of the top athletes in the nation at either wide receiver or cornerback
- ✦ Rated a five-star prospect by both Rivals and Scout and a four-star recruit according to ESPN and 247Sports
- ✦ US Army All-American
- ✦ Ranked No. 10 on the Rivals 100, No. 14 on the ESPN 150 and No. 39 on the Top247
- ✦ Listed No. 2 by Scout, No. 3 by Rivals, No. 4 by ESPN and No. 5 by 247Sports
- ✦ Consensus top recruit coming out of Tennessee in 2013
- ✦ Registered 95 tackles, four tackles for loss, three interceptions, 10 pass breakups, two fumble recoveries and five forced fumbles as a senior in 2012; also hauled in 31 passes for 676 yards and nine TDs

COMMUNITY

- ✦ Donated a total of \$25,000 to five nonprofit organizations dedicated to helping youth in Los Angeles – SoLa Foundation, Heart of Los Angeles, A Place Called Home, the Los Angeles Dodgers Foundation and The RightWay Foundation

COLLEGE

- ✦ Played three seasons as a cornerback at Florida State (2013-15), where he started all 41 games and registered 180 tackles (119 solo), 5.0 sacks, three interceptions, 26 passes defended, three forced fumbles and two fumble recoveries, including one returned for a TD
- ✦ Also blocked a kick, returned two kickoffs for 54 yards (27.0 avg.) and returned one punt for six yards
- ✦ Competed in track and field, winning the long jump title at the 2015 ACC outdoor and indoor championships
- ✦ Ran on his school's ACC outdoor champion 4x100-meter relay team in both 2014 and 2015
- ✦ Became Florida State's 36th consensus All-American in 2015
- ✦ Started all 13 games at cornerback while also returning kickoffs
- ✦ Registered 52 tackles, four tackles for loss, 1.0 sack, one fumble recovery and a team-high 10 pass break-ups
- ✦ His 36-yard fumble recovery for a TD vs. Boston College was the Seminoles lone defensive touchdown of the season and helped seal FSU's first road victory of the season
- ✦ Thorpe Award, Bednarik Trophy and Lott IMPACT Trophy semifinalist

JALEN RAMSEY'S NFL REGULAR SEASON DEFENSIVE STATISTICS

DATE	TEAM	GP	GS	TK	S	TACKLES				YDS	QBH	NO	INTERCEPTIONS				O. FUMBS				TK	ST	MISC.			
						A	TFL	YDS	SK				YDS	LG	TD	PD	FR	FR	TD	YDS				SI	SI	FR
2016	Jaguars	16	16	65	55	10	2	4	0.0	0.0	1	2	65	35	1	14	1	0	0	0	0	0	0	0	0	
2017	Jaguars	16	16	63	52	11	2	8	0.0	0.0	0	4	34	18	0	17	0	0	0	0	0	0	0	0	0	
2018	Jaguars	16	16	65	62	3	2	2	0.0	0.0	0	3	0	0	13	0	0	0	0	0	0	0	0	0	0	
2019	Jaguars	3	3	17	13	4	0	0	0.0	0.0	0	0	0	0	1	1	0	0	0	0	0	0	0	0	0	
Went from Jacksonville to L.A. Rams.																										
2019	Rams	9	8	33	31	2	0	0	0.0	0.0	0	1	13	13	0	4	1	0	0	0	0	0	0	0	0	0
2019	TOTAL	12	11	50	44	6	0	0	0.0	0.0	0	1	13	13	0	5	2	0	0	0	0	0	0	0	0	0
2020	Rams	15	15	44	36	8	2	3	0.0	0.0	1	1	2	2	0	9	0	0	0	0	0	0	0	0	0	0
2021	Rams	16	16	77	62	15	9	17	0.0	0.0	1	4	41	25	0	16	1	0	0	8	0	0	0	0	0	0
2022	Rams	17	17	88	64	24	4	11	2.0	17.0	2	4	53	28	0	18	3	1	0	12	0	0	0	0	0	0
2023	Dolphins	10	10	22	18	4	0	0	0.0	0.0	0	3	52	49	0	5	0	0	0	0	0	0	0	0	0	0
2024	Dolphins	17	17	60	39	21	6	21	1.0	12.0	4	2	7	7	0	11	0	0	0	0	0	0	0	0	0	0
NFL TOTALS		135	134	534	432	102	27	66	3.0	29.0	9	24	267	49	1	108	7	2	0	20	0	0	0	0	0	0



JALEN RAMSEY'S NFL POSTSEASON DEFENSIVE STATISTICS

DATE	TEAM	GP	GS	TACKLES							INTERCEPTIONS					O. FUMB					ST				MISC				
				TK	S	A	SK	YDS	TFL	YDS	QBH	NO	YDS	LG	TD	PD	FF	FR	TD	YDS	TK	S	A	FF	FR	S	A		
2017	Jaguars	3	3	8	7	1	0	0	0.0	0.0	0	1	2	2	0	1	0	0	0	0	0	0	0	0	0	0	0	0	0
2020	Rams	2	2	7	4	3	0	0	0.0	0.0	0	0	0	0	0	1	0	0	0	0	0	0	0	0	0	0	0	0	
2021	Rams	4	4	13	11	2	0	0	0.0	0.0	0	0	0	0	0	4	0	0	0	0	0	0	0	0	0	0	0	0	
2023	Dolphins	1	1	5	4	1	1	1	0.0	0.0	0	0	0	0	1	0	0	0	0	0	0	0	0	0	0	0	0	0	
NFL TOTALS		10	10	33	26	7	1	1	0.0	0.0	0	1	2	2	0	7	0	0	0	0	0	0	0	0	0	0	0	0	

SINGLE-GAME HIGHS: DEFENSIVE

Total Tackles	9 at Tampa Bay Buccaneers, Nov 06, 2022 9 vs. Chicago Bears, Sep 12, 2021	Tackles For Loss	2 vs. Carolina Panthers, Oct 16, 2022 2 at Arizona Cardinals, Sep 25, 2022 ...2 more at 2.
Solo Tackles	8 at Arizona Cardinals, Sep 25, 2022 8 vs. Pittsburgh Steelers, Nov 18, 2018	Interceptions	2 vs. Pittsburgh Steelers, Nov 18, 2018 5 at Houston Texans, Dec 18, 2016 4 vs. Arizona Cardinals, Jan 03, 2021 ...2 more at 4.
Passes Defensed	5 at Houston Texans, Dec 18, 2016 4 vs. Arizona Cardinals, Jan 03, 2021 ...2 more at 4.	Interception Return Yards	35 at Houston Texans, Dec 18, 2016 30 vs. Tennessee Titans, Dec 24, 2016 8 vs. Jacksonville Jaguars, Dec 05, 2021
Forced Fumbles	1 at Houston Texans, Oct 31, 2021 1 at Atlanta Falcons, Oct 20, 2019 ...2 more at 1.	Longest Opp Fumble Return	8 vs. Jacksonville Jaguars, Dec 05, 2021
Fumble Recoveries	1 vs. Jacksonville Jaguars, Dec 05, 2021		

SINGLE-GAME HIGHS - POSTSEASON: DEFENSIVE

Total Tackles	4 at Cincinnati Bengals, Feb 13, 2022 4 at Tampa Bay Buccaneers, Jan 23, 2022 4 vs. Arizona Cardinals, Jan 17, 2022 ...2 more at 4.	Interceptions	1 vs. Buffalo Bills, Jan 07, 2018
Solo Tackles	4 vs. Arizona Cardinals, Jan 17, 2022 3 at Cincinnati Bengals, Feb 13, 2022 3 at Tampa Bay Buccaneers, Jan 23, 2022 3 at Seattle Seahawks, Jan 09, 2021 ...1 more at 3.	Interception Return Yards	2 vs. Buffalo Bills, Jan 07, 2018
Passes Defensed	2 vs. San Francisco 49ers, Jan 30, 2022 1 at Cincinnati Bengals, Feb 13, 2022 1 at Tampa Bay Buccaneers, Jan 23, 2022 1 at Seattle Seahawks, Jan 09, 2021 ...1 more at 1.		

2024 GAME-BY-GAME REGULAR-SEASON STATISTICS (DOLPHINS)

DATE	OPPONENT	P/S	TACKLES							INTERCEPTIONS					O. FUMB					ST				MISC		W/L	SCORE	
			TK	S	A	SK	YDS	TFL	YDS	QBH	NO	YDS	LG	TD	PD	FF	FR	TD	YDS	TK	S	A	FF	FR	S			A
09/08	Jaguars	S	3	1	2	0.0	0.0	1	2	0	0	0	0	0	0	0	0	0	0	0	0	0	0	0	0	0	W	20-17
09/12	Bills	S	3	1	2	0.0	0.0	0	0	0	0	0	0	0	0	0	0	0	0	0	0	0	0	0	0	L	10-31	
09/22	at Seahawks	S	5	3	2	0.0	0.0	2	3	0	0	0	0	0	0	0	0	0	0	0	0	0	0	0	0	L	3-24	
09/30	Titans	S	4	2	2	0.0	0.0	1	3	0	0	0	0	0	0	0	0	0	0	0	0	0	0	0	0	L	12-31	
10/06	at Patriots	S	5	4	1	0.0	0.0	0	0	0	0	0	0	2	0	0	0	0	0	0	0	0	0	0	0	W	15-10	
10/20	at Colts	S	4	2	2	0.0	0.0	0	0	2	0	0	0	0	0	0	0	0	0	0	0	0	0	0	0	L	10-16	
10/27	Cardinals	S	4	3	1	0.0	0.0	0	0	0	0	0	0	1	0	0	0	0	0	0	0	0	0	0	0	L	27-28	
11/03	at Bills	S	1	1	0	0.0	0.0	0	0	0	1	0	0	0	1	0	0	0	0	0	0	0	0	0	0	L	27-30	
11/11	at Rams	S	6	4	2	0.0	0.0	0	0	0	0	0	0	0	0	0	0	0	0	0	0	0	0	0	0	W	23-15	
11/17	Raiders	S	5	5	0	0.0	0.0	0	0	0	1	7	7	0	2	0	0	0	0	0	0	0	0	0	0	W	34-19	
11/24	Patriots	S	4	3	1	0.0	12.0	1	12	2	0	0	0	1	0	0	0	0	0	0	0	0	0	0	0	W	34-15	
11/28	at Packers	S	1	0	1	0.0	0.0	0	0	0	0	0	0	0	1	0	0	0	0	0	0	0	0	0	0	L	17-30	
12/08	Jets	S	4	4	0	0.0	0.0	0	0	0	0	0	0	1	0	0	0	0	0	0	0	0	0	0	0	W	32-26+	
12/15	at Texans	S	2	1	1	0.0	0.0	0	0	0	0	0	0	0	0	0	0	0	0	0	0	0	0	0	0	L	12-20	
12/22	49ers	S	5	2	3	0.0	0.0	0	0	0	0	0	0	0	0	0	0	0	0	0	0	0	0	0	0	W	29-17	
12/29	at Browns	S	1	0	1	0.0	0.0	0	0	0	0	0	0	1	0	0	0	0	0	0	0	0	0	0	0	W	20-3	
01/05	at Jets	S	3	3	0	0.0	0.0	1	1	0	0	0	0	0	1	0	0	0	0	0	0	0	0	0	0	L	20-32	
2024 TOTALS		17-17	60	39	21	1.0	12.0	6	21	4	2	7	7	0	11	0	0	0	0	0	0	0	0	0	0	0	8-9	

+ - Overtime



2016 GAME-BY-GAME REGULAR-SEASON STATISTICS (JAGUARS)

DATE	OPPONENT	P/S	TACKLES							INTERCEPTIONS				O. FUMB				ST				MISC		W/L	SCORE		
			TK	S	A	SK	YDS	TFL	YDS	QBH	NO	YDS	LG	TD	PD	FF	FR	TD	YDS	TK	S	A	FF			FR	S
09/11	Packers	S	3	2	1	0.0	0.0	0	0	1	0	0	0	0	0	0	0	0	0	0	0	0	0	0	0	L	23-27
09/18	at Chargers	S	6	6	0	0.0	0.0	1	1	0	0	0	0	0	0	0	0	0	0	0	0	0	0	0	0	L	14-38
09/25	Ravens	S	5	4	1	0.0	0.0	0	0	0	0	0	0	0	0	0	0	0	0	0	0	0	0	0	0	L	17-19
10/02	Colts	S	4	4	0	0.0	0.0	0	0	0	0	0	0	0	0	0	0	0	0	0	0	0	0	0	0	W	30-27
10/16	at Bears	S	2	2	0	0.0	0.0	0	0	0	0	0	0	0	1	0	0	0	0	0	0	0	0	0	0	W	17-16
10/23	Raiders	S	2	2	0	0.0	0.0	0	0	0	0	0	0	0	0	0	0	0	0	0	0	0	0	0	0	L	16-33
10/27	at Titans	S	8	4	4	0.0	0.0	0	0	0	0	0	0	0	0	0	0	0	0	0	0	0	0	0	0	L	22-36
11/06	at Chiefs	S	2	1	1	0.0	0.0	0	0	0	0	0	0	0	0	0	0	0	0	0	0	0	0	0	0	L	14-19
11/13	Texans	S	6	6	0	0.0	0.0	0	0	0	0	0	0	0	0	0	0	0	0	0	0	0	0	0	0	L	21-24
11/20	at Lions	S	6	5	1	0.0	0.0	0	0	0	0	0	0	0	0	0	0	0	0	0	0	0	0	0	0	L	19-26
11/27	at Bills	S	3	3	0	0.0	0.0	1	3	0	0	0	0	0	0	0	0	0	0	0	0	0	0	0	0	L	21-28
12/04	Broncos	S	4	3	1	0.0	0.0	0	0	0	0	0	0	0	2	0	0	0	0	0	0	0	0	0	0	L	10-20
12/11	Vikings	S	2	1	1	0.0	0.0	0	0	0	0	0	0	0	1	0	0	0	0	0	0	0	0	0	0	L	16-25
12/18	at Texans	S	4	4	0	0.0	0.0	0	0	0	1	35	35	0	5	1	0	0	0	0	0	0	0	0	0	L	20-21
12/24	Titans	S	4	4	0	0.0	0.0	0	0	0	1	30	30	1	4	0	0	0	0	0	0	0	0	0	0	W	38-17
01/01	at Colts	S	4	4	0	0.0	0.0	0	0	0	0	0	0	0	1	0	0	0	0	0	0	0	0	0	0	L	20-24
2016 TOTALS		16-16	65	55	10	0.0	0.0	2	4	1	2	65	35	1	14	1	0	0	0	0	0	0	0	0	0	3-13	

2023 GAME-BY-GAME POSTSEASON STATISTICS (DOLPHINS)

DATE	OPPONENT	P/S	TACKLES							INTERCEPTIONS				O. FUMB				ST				MISC		W/L	SCORE			
			TK	S	A	SK	YDS	TFL	YDS	QBH	NO	YDS	LG	TD	PD	FF	FR	TD	YDS	TK	S	A	FF			FR	S	A
01/13	at Chiefs	S	5	4	1	0.0	0.0	1	1	0	0	0	0	0	1	0	0	0	0	0	0	0	0	0	0	0	L	7-26
2023 TOTALS		1-1	5	4	1	0.0	0.0	1	1	0	0	0	0	0	1	0	0	0	0	0	0	0	0	0	0	0	0-1	

2021 GAME-BY-GAME POSTSEASON STATISTICS (RAMS)


DATE	OPPONENT	P/S	TACKLES							INTERCEPTIONS				O. FUMB				ST				MISC		W/L	SCORE			
			TK	S	A	SK	YDS	TFL	YDS	QBH	NO	YDS	LG	TD	PD	FF	FR	TD	YDS	TK	S	A	FF			FR	S	A
01/17	Cardinals	S	4	4	0	0.0	0.0	0	0	0	0	0	0	0	0	0	0	0	0	0	0	0	0	0	0	0	W	34-11
01/23	at Buccaneers	S	4	3	1	0.0	0.0	0	0	0	0	0	0	0	1	0	0	0	0	0	0	0	0	0	0	0	W	30-27
01/30	49ers	S	1	1	0	0.0	0.0	0	0	0	0	0	0	0	2	0	0	0	0	0	0	0	0	0	0	0	W	20-17
02/13	at Bengals	S	4	3	1	0.0	0.0	0	0	0	0	0	0	0	1	0	0	0	0	0	0	0	0	0	0	0	W	23-20
2021 TOTALS		4-4	13	11	2	0.0	0.0	0	0	0	0	0	0	0	4	0	0	0	0	0	0	0	0	0	0	0	4-0	

2020 GAME-BY-GAME POSTSEASON STATISTICS (RAMS)

DATE	OPPONENT	P/S	TACKLES							INTERCEPTIONS				O. FUMB				ST				MISC		W/L	SCORE			
			TK	S	A	SK	YDS	TFL	YDS	QBH	NO	YDS	LG	TD	PD	FF	FR	TD	YDS	TK	S	A	FF			FR	S	A
01/09	at Seahawks	S	3	3	0	0.0	0.0	0	0	0	0	0	0	0	1	0	0	0	0	0	0	0	0	0	0	0	W	30-20
01/16	at Packers	S	4	1	3	0.0	0.0	0	0	0	0	0	0	0	0	0	0	0	0	0	0	0	0	0	0	0	L	18-32
2020 TOTALS		2-2	7	4	3	0.0	0.0	0	0	0	0	0	0	0	1	0	0	0	0	0	0	0	0	0	0	0	1-1	

2017 GAME-BY-GAME POSTSEASON STATISTICS (JAGUARS)

DATE	OPPONENT	P/S	TACKLES							INTERCEPTIONS				O. FUMB				ST				MISC		W/L	SCORE			
			TK	S	A	SK	YDS	TFL	YDS	QBH	NO	YDS	LG	TD	PD	FF	FR	TD	YDS	TK	S	A	FF			FR	S	A
01/07	Bills	S	2	2	0	0.0	0.0	0	0	0	1	2	2	0	1	0	0	0	0	0	0	0	0	0	0	0	W	10-3
01/14	at Steelers	S	4	3	1	0.0	0.0	0	0	0	0	0	0	0	0	0	0	0	0	0	0	0	0	0	0	0	W	45-42
01/21	at Patriots	S	2	2	0	0.0	0.0	0	0	0	0	0	0	0	0	0	0	0	0	0	0	0	0	0	0	0	L	20-24
2017 TOTALS		3-3	8	7	1	0.0	0.0	0	0	0	1	2	2	0	1	0	0	0	0	0	0	0	0	0	0	0	2-1	



MARK ROBINSON

LB
HEIGHT: 5-11
WEIGHT: 235
BORN: August 14, 1999
COLLEGE: Mississippi

NOW ACQUIRED: D7a '22
NFL EXPERIENCE: 4th year
BIRTHPLACE: Leesburg, GA



PRO CAREER

- ✦ Has played in 38 regular-season games (four starts) in his three-year NFL career (Pittsburgh 2022-24)
- ✦ Made NFL debut in Week 6 of 2022 (vs. Tampa Bay)
- ✦ Made NFL starting debut in Week 17 of 2022 (at Baltimore)

2024 (STEELERS)

- ✦ Played in all 17 regular-season games (two starts)
- ✦ Primarily contributed on special teams, recording five special teams stops and two forced fumbles
- ✦ Was one of four Steelers with over 300 snaps played on special teams (301) in 2024

2023 (STEELERS)

- ✦ Played in all 17 regular-season games (two starts)
- ✦ Registered 25 tackles (19 solo), one quarterback hit, one tackle for loss and one forced fumble
- ✦ Had a career-high tying seven tackles (four solo) in Week 13 vs. Arizona
- ✦ Recorded three tackles on special teams

2022 (STEELERS)

- ✦ Played in four regular-season games (no starts)
- ✦ Registered eight tackles (three solo) and one tackle on special teams
- ✦ Had a season-high seven tackles in his first career start in Week 17 at Baltimore

TRANSACTIONS

- ✦ Signed a four-year contract with Pittsburgh on May 13, 2022
- ✦ Drafted by the Steelers in the seventh round (241st overall) of the 2022 NFL Draft

PERSONAL

- ✦ First-Team all-region selection at Lee County High School
- ✦ Son of Sykie Bradwell
- ✦ Full name is Mark Isaiah Robinson
- ✦ Born August 14, 1999

COLLEGE

- ✦ Played in 13 games (nine starts) in his only season at Ole Miss (2021)
- ✦ Registered 92 tackles (42 solo), 8.5 tackles for loss, 3.0 sacks and three QB hits
- ✦ Ranked second on the Rebels in tackles and third in TFLs
- ✦ Played two seasons as a running back at Southeast Missouri (2018-19)
- ✦ Saw action in 25 games and rushed for 909 yards and 11 TDs
- ✦ Played one season as a running back at Presbyterian College (2017)
- ✦ Saw action in all 11 games and made two starts as a freshman
- ✦ Gained 332 yards and led the team with five rushing TDs on 75 carries
- ✦ Named Big South Freshman of the Week after rushing for 86 yards and two TDs against Campbell

MARK ROBINSON'S NFL REGULAR SEASON DEFENSIVE STATISTICS

DATE	TEAM	GP	GS	TACKLES							INTERCEPTIONS					O. FUMB			ST			MISC.			
				TK	S	A	TFL	YDS	SK	YDS	QBH	NO	YDS	LG	TD	PD	FF	FR	TD	YDS	TK	S	A	FF	FR
2022	Steelers	4	2	8	3	5	0	0	0.0	0.0	0	0	0	0	0	0	0	0	1	0	1	0	0	0	0
2023	Steelers	17	2	25	19	6	1	8	1.0	8.0	1	0	0	0	0	1	0	0	5	3	2	0	0	0	0
2024	Steelers	17	0	1	1	0	0	0	0.0	0.0	0	0	0	0	0	0	0	0	5	5	0	2	0	0	0
NFL TOTALS		38	4	34	23	11	1	8	1.0	8.0	1	0	0	0	0	1	0	0	11	8	3	2	0	0	0

MARK ROBINSON'S NFL POSTSEASON DEFENSIVE STATISTICS

DATE	TEAM	GP	GS	TACKLES							INTERCEPTIONS					O. FUMB			ST			MISC.			
				TK	S	A	TFL	YDS	SK	YDS	QBH	NO	YDS	LG	TD	PD	FF	FR	TD	YDS	TK	S	A	FF	FR
2023	Steelers	1	0	5	3	2	0	0	0.0	0.0	0	0	0	0	0	0	0	0	0	0	0	0	0	0	0
2024	Steelers	1	0	0	0	0	0	0	0.0	0.0	0	0	0	0	0	0	0	0	0	0	0	0	0	0	0
NFL TOTALS		2	0	5	3	2	0	0	0.0	0.0	0	0	0	0	0	0	0	0	0	0	0	0	0	0	0

SINGLE-GAME HIGHS: DEFENSIVE

Total Tackles 7 vs. Arizona Cardinals, Dec 03, 2023
7 at Baltimore Ravens, Jan 01, 2023
Solo Tackles 4 at Baltimore Ravens, Jan 06, 2024
4 vs. Arizona Cardinals, Dec 03, 2023
Sacks 1.0 at Baltimore Ravens, Jan 06, 2024

Forced Fumbles 1 at Baltimore Ravens, Jan 06, 2024
Tackles For Loss 1 at Baltimore Ravens, Jan 06, 2024
Special Teams Tackles 2 at Las Vegas Raiders, Sep 24, 2023
1 vs. Arizona Cardinals, Dec 03, 2023
...3 more at 1.

SINGLE-GAME HIGHS - POSTSEASON: DEFENSIVE

Total Tackles 5 at Buffalo Bills, Jan 15, 2024
Solo Tackles 3 at Buffalo Bills, Jan 15, 2024

2024 GAME-BY-GAME REGULAR-SEASON STATISTICS (STEELERS)

Table with columns: DATE, OPPONENT, P/S, TACKLES (TK, S, A, SK, YDS, TFL, YDS, QBH), INTERCEPTIONS (NO, YDS, LG, TD, PD), O. FUMB (FF, FR, TD, YDS), ST (TK, S, A, FF, FR), MISC (S, A), W/L, SCORE. Rows include games from 09/08 to 01/04 and a 2024 TOTALS row.

2023 GAME-BY-GAME REGULAR-SEASON STATISTICS (STEELERS)

Table with columns: DATE, OPPONENT, P/S, TACKLES (TK, S, A, SK, YDS, TFL, YDS, QBH), INTERCEPTIONS (NO, YDS, LG, TD, PD), O. FUMB (FF, FR, TD, YDS), ST (TK, S, A, FF, FR), MISC (S, A), W/L, SCORE. Rows include games from 09/10 to 01/06 and a 2023 TOTALS row.

2022 GAME-BY-GAME REGULAR-SEASON STATISTICS (STEELERS)

Table with columns: DATE, OPPONENT, P/S, TACKLES (TK, S, A, SK, YDS, TFL, YDS, QBH), INTERCEPTIONS (NO, YDS, LG, TD, PD), O. FUMB (FF, FR, TD, YDS), ST (TK, S, A, FF, FR), MISC (S, A), W/L, SCORE. Rows include games from 09/11 to 01/08 and a 2022 TOTALS row.

+ Overtime


2024 GAME-BY-GAME POSTSEASON STATISTICS (STEELERS)

Table with columns: DATE, OPPONENT, P/S, TACKLES (TK, S, A, SK, YDS, TFL, YDS, QBH), INTERCEPTIONS (NO, YDS, LG, TD, PD), O. FUMB (FF, FR, TD, YDS), ST (TK, S, A, FF, FR), MISC (S, A), W/L, SCORE. Rows include 01/11 at Ravens and 2024 TOTALS.



2023 GAME-BY-GAME POSTSEASON STATISTICS (STEELERS)

DATE	OPPONENT	P/S	TACKLES							INTERCEPTIONS					O. FUMB			ST					MISC		SCORE			
			TK	S	A	SK	YDS	TFL	YDS	QBH	NO	YDS	LG	TD	PD	FF	FR	TD	YDS	TK	S	A	FF	FR		S	A	W/L
01/15	at Bills	P	5	3	2	0.0	0.0	0	0	0	0	0	0	0	0	0	0	0	0	0	0	0	0	0	0	0	L	17-31
2023 TOTALS		1-0	5	3	2	0.0	0.0	0	0	0	0	0	0	0	0	0	0	0	0	0	0	0	0	0	0	0-1		



**AARON
RODGERS**

QB
HEIGHT: 6-2
WEIGHT: 223
BORN: December 2, 1983
COLLEGE: California

NOW ACQUIRED: FA '25
NFL EXPERIENCE: 21st year
BIRTHPLACE: Chicago, CA



PRO CAREER

AWARDS

- ✦ Named Associated Press NFL Most Valuable Player four times (2011, 2014, 2020, 2021), joining Peyton Manning (five) as the only players in NFL history with four or more MVP awards
- ✦ Fifth consecutive-MVP winner in NFL history, joining Jim Brown (1957-58), Joe Montana (1989-90), Brett Favre (1995-97) and Manning (2003-04 & 2008-09)
- ✦ Has finished in the top five in MVP voting seven times and Offensive Player of the Year voting six times
- ✦ Named Super Bowl XLV MVP after throwing for 304 yards and three TDs
- ✦ Four-time PF/W PFWA Most Valuable Player (2011, 2014, 2020, 2021)
- ✦ 10-time Pro Bowl selection (2009, 2011-12, 2014-21), which is tied for the fifth-most by a quarterback in League history
- ✦ Has been selected to the Pro Bowl in 10 of his 14 seasons playing at least 15 games
- ✦ Named to the 2010s All-Decade Team by the Pro Football Hall of Fame, one of two QBs (Tom Brady) selected to the team by the HOF's 48-member selection committee
- ✦ Three-time FedEx Air Players of the Year (2010, 2014, 2020)
- ✦ 2011 PF/W PFWA Offensive Player of the Year
- ✦ Four-time First Team All-Pro (2011, 2014, 2020, 2021)
- ✦ Two-time Sporting News Player of the Year (2011, 2014)
- ✦ 14-time NFL Top 100 selection (2011-2024)
- ✦ Only player to be an NFL Top 100 selection each year of its existence
- ✦ Named NFC Player of the Month 10 times in his career (December in 2021, December of 2020, December of 2016, November of 2014, October of 2012, November of 2011, October of 2011, September of 2011, December of 2010 and October of 2009)
- ✦ Career Regular-Season Record as a Starter: 153-87-1 (.637); 0-0 (.000) in '05, 0-0 (.000) in '06, 0-0 (.000) in '07, 6-10 (.375) in '08, 11-5 (.688) in '09, 10-5 (.667) in '10, 14-1 (.933) in '11, 11-5 (.688) in '12, 6-3 (.667) in '13, 12-4 (.750) in '14, 10-6 (.625) in '15, 10-6 (.625) in '16, 4-3 (.571) in '17, 6-9-1 (.406) in '18, 13-3 (.813) in '19, 13-3 (.813) in '20, 13-3 (.813) in '21, 8-9 (.471) in '22, 1-0 (1.000) in '23 and 5-12 (.294) in '24
- ✦ Named NFC Offensive Player of the Week (1963-2024) 19 times in his career (Week 15 in 2021, Week 13 of 2020, Week 7 of 2019, Week 5 of 2017, Weeks 14 and 16 in 2016, Week 3 in 2015, Weeks 4, 7, 10 and 17 in 2014, Week 2 in 2013, Weeks 4 and 6 in 2012, Weeks 1, 4 and 9 in 2011 and Weeks 13 and 16 in 2010)
- ✦ Named PF/W Offensive Player of the Week (1976-2012) eight times in his career (Week 6 in 2012, Weeks 1, 4, 5, 9 and 13 in 2011 and Weeks 13 and 16 in 2010)
- ✦ His 27 combined Player of the Week selections are tied for the fifth-most in NFL history, trailing only Tom Brady (40), Peyton Manning (37), Drew Brees (32) and John Carney (28)
- ✦ His 27 combined Offensive Player of the Week selections are the fourth-most in NFL history, trailing only Tom Brady (40), Peyton Manning (37) and Drew Brees (32)
- ✦ Pro Football Hall of Fame All-Decade Team - 2010s
- ✦ Named the FedEx Air Player of the Year three times (2010, 2014 and 2020)
- ✦ Named the FedEx Air Player of the Week 21 times (Weeks 7 and 8 of 2019; Week 6 of 2018; Weeks 7, 14 and 16 in 2016; Week 3 in 2015; Weeks 10 and 11 in 2014; Week 2 in 2013; Weeks 6 and 16 of 2012, Weeks 4, 5, 6, 7, 9 and 13 in 2011; Weeks 11 and 13 in 2010, Week 2 in 2008)
- ✦ Named 2015 finalist for the Walter Payton Man of the Year, an award that recognizes a player's off-the-field community service as well as his playing excellence
- ✦ Named captain 14 times over his 20-year career (Green Bay 12, N.Y. Jets 2)

CAREER HIGHLIGHTS

- ✦ Has played in 248 regular-season games (241 starts) over his 20-year NFL career (Green Bay 2005-22; N.Y. Jets 2023-24)
- ✦ His 248 regular-season games played are the sixth-most at quarterback in NFL history
- ✦ His 241 regular-season games started are the sixth-most at quarterback in NFL history
- ✦ Has completed 5,369-of-8,245 passes (65.1%) for 62,952 yards, 503 TDs, 116 interceptions and a 102.6 career passer rating
- ✦ Has rushed for 3,573 yards and 35 TDs on 741 carries (4.8 avg.)
- ✦ Has led his teams to double-digit wins in 10 different seasons, 11 playoff appearances, five NFC Championship berths and a Super Bowl XLV win
- ✦ His 10 different seasons with double-digit wins is tied for the third-most in NFL history (only Tom Brady, 19, and Peyton Manning, 14, have more)
- ✦ His 153 regular-season victories as a starting quarterback are the sixth-most in NFL history
- ✦ His .637 regular-season winning percentage as a starting quarterback is the seventh-highest in NFL history (min. 150 games started)
- ✦ One of six quarterbacks in NFL history to register 150 regular-season wins as a starter
- ✦ Joined Tom Brady, Peyton Manning, Brett Favre, Drew Brees and Ben Roethlisberger as the only starting quarterbacks in NFL history with at least 150 regular-season wins
- ✦ Registered his 150th career win in his 227th career start, becoming the fourth-fastest quarterback to reach 150 wins in NFL history
- ✦ Fifth QB in NFL history (Tom Brady, Peyton Manning, Ben Roethlisberger and Brett Favre) to win 130 games in the first 200 starts of his career
- ✦ Ranks first in NFL history in TD/INT ratio (4.34, 503/116), interception percentage (1.41) and passer rating (102.6) (min. 1,500 attempts)
- ✦ Ranks second in League history in TD percentage (6.1%) (min. 1,500 attempts)
- ✦ Has posted the top two single-season marks for passer rating in NFL history (122.5 in 2011 and 121.5 in 2020)
- ✦ Has registered five of the eight seasons in League history with 500+ passing attempts and five or fewer interceptions (2014, 2018-21), with four other quarterbacks doing it one time (Justin Herbet, 2024; Russell Wilson, 2019; Alex Smith, 2017; Sam Bradford, 2016)
- ✦ Among quarterbacks with 30+ passing TDs in a season, holds four of the top six single-season marks in NFL history for TD/INT ratio, including a then League-record 9.60 mark (48/5) in 2020 (Lamar Jackson now holds the record in 2024, 10/3)
- ✦ Among quarterbacks with 500+ attempts in a season, holds the six of the top seven single-season marks for TD/INT ratio, including each of the top three (12.5 in 2018; 9.6 in 2020; 9.3 in 2021)
- ✦ Has recorded three of the four seasons in NFL history with 40+ TD passes and seven or fewer interceptions (45/6 in 2011, 40/7 in 2016 and 48/5 in 2020)
- ✦ Lamar Jackson is the only other quarterback in League history to accomplish the feat (41/4 in 2024)
- ✦ His three seasons with 40+ TD passes rank tied with Tom Brady for first in NFL history
- ✦ Has led the league in interception percentage an NFL-record six times in his career (2009, 2014, 2018-21)



CAREER HIGHLIGHTS

- ✦ Only quarterback to lead the League in interception percentage in four straight seasons
- ✦ Set an NFL single-season record in 2018 with his interception percentage of 0.34 (two interceptions on 597 attempts), besting the previous mark held by Chiefs QB Damon Huard (0.41 in 2006)
- ✦ Set a League record in 2018 for consecutive passing attempts without an INT (402)
- ✦ Has recorded five of the 10 seasons in NFL history with 500+ passing attempts and an interception percentage below 1.00 (2014, 2018-21)
- ✦ His 10 seasons with 200+ passing attempts and an interception percentage of 1.50 or less are the most in NFL history
- ✦ In 241 career regular-season starts (since 2008), has posted 150 games without an interception (most in the NFL over that span, min. 15 attempts), 125 games with a 100.0+ passer rating (most) and 70 games with 300+ passing yards (fourth)
- ✦ Only passer in NFL history to record a career passer rating of 100.0 or higher (min. 150 games started)
- ✦ Ranks fifth in NFL history in passing TDs (503), fifth in completion pct. (65.1%, min. 150 games started), seventh in passing yards (62,952), seventh in completions (5,369) and eighth in attempts (8,245)
- ✦ Also ranks in the top 10 in League history in yards per attempt (7.6, fifth), 20-yard+ passes (827, fourth), 25-yard+ passes (528, third) and 50 yard+ passes (89, second)
- ✦ Has registered 137 career games with a 100+ passer rating (127 regular season, 10 postseason)
- ✦ His 137 combined games (regular season and postseason) with a 100+ passer rating ranks third in NFL history
- ✦ His 127 regular-season games with a 100+ passer rating ranks third in League history
- ✦ His 10 postseason games with a 100+ passer rating ranks tied for fourth in NFL history
- ✦ Has registered 78 combined games (70 regular season, eight postseason) with 300 or more passing yards
- ✦ His 78 combined games with 300 or more passing yards ranks fifth in NFL history
- ✦ His 70 regular-season games with 300 or more passing yards ranks sixth in League history
- ✦ His eight postseason games with 300 or more passing yards ranks tied for third in NFL history
- ✦ One of nine quarterbacks in NFL regular-season history with at least 60,000 passing yards
- ✦ Only QB in NFL history with at least 60,000 passing yards and 3,000 rushing yards
- ✦ Only QB in NFL history with at least 500 passes of 25 or more yards and 100 runs of 10 or more yards (since 1994)
- ✦ Has registered the most seasons in NFL with at least 500 pass attempts and fewer than 10 interceptions since 2000 (10)
- ✦ One of only two players (Tom Brady) with more than three such seasons
- ✦ Of the 25 players with such a season, 18 did it only once
- ✦ Has registered 160 multi-TD pass games in his regular-season career, which is the fourth-most in NFL history
- ✦ Has recorded three or more passing TDs in 85 regular-season games, which is the fourth-most in NFL history
- ✦ Has recorded four or more passing TDs in 34 regular-season games, which is the fourth-most in NFL history
- ✦ One of six quarterbacks in NFL history with six or more TD passes in multiple games (Peyton Manning, Patrick Mahomes, Ben Roethlisberger, Drew Brees and Tom Brady)
- ✦ Has registered two or more passing TDs with no interceptions in 109 regular-season games, which is the second-most in NFL history
- ✦ Has recorded three or more passing TDs with no interceptions in 65 regular-season games, which is the second-most in NFL history
- ✦ Has registered four or more passing TDs with no interceptions in 27 regular-season games, which is the second-most in NFL history
- ✦ Registered 22 career TD passes of 70 yards or longer, which is the most in NFL history
- ✦ His 22 career TD passes of 70 yards or longer are three more than any NFL signal caller (Drew Brees, 19)
- ✦ Has registered seven career TD passes of 80 yards or longer, which is tied for the sixth-most in NFL history
- ✦ His seven career TD passes of 80 yards or longer are the most of any active NFL signal caller
- ✦ Has thrown 20 or more TD passes 14 times over his 20-year career
- ✦ His 14 20+ TD passing seasons are the sixth-most since the 1970 AFL-NFL merger
- ✦ Has thrown 25 or more TD passes 14 times over his 20-year career
- ✦ His 14 25+ TD passing seasons are tied for the third-most since the 1970 AFL-NFL merger
- ✦ Has thrown 30 or more TD passes eight times over his 20-year career
- ✦ His eight 30+ TD passing seasons are the fifth-most since the 1970 AFL-NFL merger
- ✦ One of two quarterbacks in NFL history with at least three seasons with 40 or more TD passes (Tom Brady 3)
- ✦ Has thrown for 3,500 yards or more 14 times over his 20-year career
- ✦ His 14 seasons with 3,500 passing yards or more ranks tied for third in NFL history
- ✦ Has thrown for 4,000 yards or more 10 times over his 20-year career
- ✦ His 10 seasons with 4,000 passing yards or more ranks tied for fifth in NFL history
- ✦ One of the best passers in NFL history in the fourth quarter and overtime
- ✦ Has completed 1,256 passes on 1,979 attempts (63.5 pct.) for 15,161 yards and 121 TDs with 36 interceptions (99.7 passer rating)
- ✦ Ranks in the top five in NFL regular-season fourth quarter and overtime history in TD/INT (first), TDs (third), passer rating (third), yards per attempt (third, 7.66), yards (eighth), completions (eighth) and attempts (eighth)
- ✦ Has played in 22 postseason games (21 starts) over his 20-year NFL career (Green Bay 2005-22; N.Y. Jets 2023-24)
- ✦ His 22 postseason games played are tied for the sixth-most at quarterback in NFL history
- ✦ His 21 postseason games started are tied for the fifth-most at quarterback in NFL history
- ✦ Has completed 501-of-774 passes (64.7%) for 5,894 yards, 45 TDs, 13 interceptions and a 100.1 career passer rating
- ✦ Ranks fourth in NFL postseason history in completions (501), fifth in pass attempts (774), second in completion percentage (64.7, min. 20 games started), fourth in passing yards (5,894), tied for third in TD passes (45), third in passing yards/attempt (7.61), third in TD/INT (3.5), third in interception percentage (1.3%) and second in quarterback rating (100.1, min. 20 games started)

2024 (JETS)

- ✦ Appeared in all 17 regular-season games (all starts)
- ✦ Completed 368-of-584 passes (63.0%) for 3,897 yards, 28 TDs and 11 interceptions for a 90.5 passer rating
- ✦ In Week 18 at Miami, threw for his 500th career TD pass, joining Brett Favre (508), Peyton Manning (539), Drew Brees (571) and Tom Brady (649) as the only quarterbacks in NFL history to reach the mark
- ✦ Second fastest to 500 career passing TDs (275 games), trailing only Peyton Manning (244 games)
- ✦ Passed Matt Ryan (62,792) for the seventh most passing yards in NFL history (62,952)
- ✦ Registered his 160th career game with multiple TD passes, passing Brett Favre (159) for the fourth most all-time
- ✦ Only players with more are Tom Brady (204), Drew Brees (173) and Peyton Manning (165)
- ✦ Recorded his 14th season with at least 25 passing TDs, which is tied for the third-most in NFL history (Drew Brees)

2023 (JETS)

- ✦ Played in nine games (three starts)
- ✦ Spent majority of the season on injured reserve after a season-ending injury Week One vs. BUF
- ✦ Added to the active roster before Week 16 vs. WAS

2022 (PACKERS)

- ⊕ Played in 17 regular-season games (17 starts)
- ⊕ Completed 350-of-542 passes (64.6 pct.) for 3,695 yards and 26 TDs with 12 INTs for a 91.1 passer rating
- ⊕ Ranked seventh in the NFL in TD passes and threw multiple TD passes in nine games, tied for sixth in the NFL
- ⊕ Ranked tied for fifth in the League in completions of 20+ yards (53) and tied for seventh in TD passes of 20+ yards (nine)
- ⊕ Rushed for 94 yards and a TD on 34 carries (2.8 avg.)
- ⊕ Completed 22-of-34 passes (64.7 pct.) for 195 yards with one interception (67.6 rating) in Week 1 at Minnesota – saw his NFL-record streak of consecutive attempts without an interception in division games come to an end at 394
- ⊕ Connected on 19-of-25 passes (76.0 pct.) for 234 yards and two TDs with no interceptions for a 131.1 rating in Week 2 vs. Chicago
- ⊕ Registered his fifth straight game with a 125+ rating and multiple TD passes against Chicago as he became the first player in League history to accomplish that feat against a single opponent
- ⊕ Recorded his seventh consecutive zero interception game against the Bears, the longest streak vs. Chicago by a QB in league history
- ⊕ Posted the 450th TD pass of his career when he connected with RB Aaron Jones for an eighty-yard TD pass, just the fifth QB in NFL history with 450+ TD passes
- ⊕ Connected on 27-of-35 passes (77.1 pct.) for 255 yards and two TDs with one INT (103.9 rating) in Week 3 at Tampa Bay
- ⊕ His second TD pass in Week 4 vs. New England was the 500th of his career (including playoffs) as he became the fifth QB in league history to reach that mark
- ⊕ His two TD and no interception performance in Week 5 vs. N.Y. Giants marked his 100th career game with multiple TD passes/zero interceptions as he joined Tom Brady (120) as the only QBs in League history with 100+ games
- ⊕ Completed 14-of-20 passes (70.0 pct.) for 224 yards and three TDs with no interceptions for a season-high 146.7 rating in Week 10 vs. Dallas – marked just the third time in his career that he threw 3+ TD passes on 20 or fewer attempts (2009 at Cleveland, 2014 vs. Minnesota)
- ⊕ Registered a pair of TDs in Week 12 at Philadelphia, which marked his seventh straight game with multiple TD passes against the Eagles (including playoffs) – longest streak vs. Philadelphia in League history
- ⊕ Connected on 18-of-31 passes (58.1 pct.) for 182 yards and a TD with no interceptions (85.7 rating) in Week 13 at Chicago, his eighth consecutive game against Chicago without an interception as he extended his record streak against the Bears
- ⊕ His streak of eight straight games without an interception (min. 15 att.) against Chicago is tied for the second-longest streak against a single opponent in NFL history behind only Derek Carr's nine-game streak vs. Denver
- ⊕ Completed 22-of-30 passes (73.3 pct.) for 229 yards and a TD with one interception (92.2 rating), his ninth consecutive win on Monday Night Football, tied for the third-longest streak in NFL history behind only Ken Stabler (11 in 1975-80) and Steve Young (10 in 1995-99)

2021 (PACKERS)

- ⊕ Played in 16 regular-season games (16 starts)
- ⊕ Completed 366-of-531 passes (68.9 pct.) for 4,115 yards and 37 TDs with four interceptions for a 111.9 rating
- ⊕ Was named the NFL MVP by AP for the second straight season and the fourth time in his career
- ⊕ Earned AP First Team All-Pro honors for the second straight season, the fourth time in his career that he earned first-team All-Pro honors as he moved past Brett Favre (three) for the most selections by a Green Bay quarterback
- ⊕ Named the league's Most Valuable Player by the PFWA and was named to the PFWA's All-NFL team
- ⊕ Named a starter for the Pro Bowl, his 10th career selection, the most in franchise history
- ⊕ Led the NFL in passer rating for the second straight season and for the fourth time in his career (2011-12, 2020)
- ⊕ Led the league in interception percentage (0.75) for an NFL-record sixth time and for the fourth straight season (no other QB has done it in three straight years)
- ⊕ Led the NFL in TD/INT ratio (9.25), the third-best mark in NFL history among quarterbacks with 500+ attempts in a season behind only his 12.50 (25/2) in 2018 and his 9.60 (48/5) in 2020
- ⊕ Led the NFL in TD/INT ratio for the sixth time in his career, the most among passing qualifiers since the 1970 AFL-NFL merger
- ⊕ Ranked third in the League in completion percentage (68.9), the second-best mark in team history behind only his 70.7 in 2020
- ⊕ Ranked tied for fourth in the NFL in TD passes, his sixth career season with 35+ TD passes (tied with Tom Brady for tops in NFL history)
- ⊕ Posted his third career season with 35+ TD passes and five or fewer interceptions, with Tom Brady (2010) the only other quarterback to hit those marks in NFL history
- ⊕ Posted 13 games on the season with multiple TD passes and no interceptions, the most in a season in NFL history (previous high was 11 by him in 2014 and 2020 and Tom Brady in 2010)
- ⊕ Had eight games with multiple TD passes/zero interceptions and a completion percentage of 70.0+, the most in a season in League history (previous high was seven by him in 2020 and Drew Brees in 2018)
- ⊕ Led the NFL in 100.0+ rating games (11) and 125.0+ rating games (seven)
- ⊕ Ranked second in the League with a 112.2 passer rating on third down
- ⊕ Registered a passer rating of 137.55 in NFC North games (134-for-176, 1,602 yards, 18 TDs, no interceptions), the top single-season mark against divisional opponents in NFL history as he surpassed his mark of 137.50 in 2020
- ⊕ Connected on 17-of-23 passes (73.9 pct.) for 195 yards and two TDs with no interceptions (128.0 rating) in Week 6 at Chicago, bringing his career passing-TD total at Soldier Field to 25 as he tied Brett Favre for the most at the stadium in franchise history
- ⊕ Sealed the 24-14 win with a four-yard TD run with 4:30 remaining in the game, his 13th career game with multiple TD passes, a TD run and no interceptions, the most in NFL history
- ⊕ Posted a season-high 385 yards and four TDs with no interceptions on 23-of-33 passing (69.7 pct.) for a season-best 148.4 rating in Week 11 at Minnesota
- ⊕ Registered his NFL-record ninth consecutive divisional game with multiple passing TDs and zero interceptions as he broke his own mark of eight games in 2014-15
- ⊕ Brought his streak of consecutive TD passes without an interception in divisional games to 30 as he broke his own NFL mark of 28 in 2013-15
- ⊕ In Week 14 vs. Chicago, completed 29-of-37 passes (78.4 pct.) for 341 yards and four TDs with no interceptions (141.1 rating), becoming the first quarterback in team history to register three consecutive games with 300+ passing yards and no interceptions
- ⊕ His four TD passes gave him 61 in his career against the Bears, topping Brett Favre (60) for the most against Chicago in League history
- ⊕ Threw for 268 yards and three TDs with no interceptions on 23-of-31 passing (74.2 pct.) for a 132.2 passer rating in Week 15 at Baltimore
- ⊕ His three TD passes gave him 442 for his career as he moved into a tie for first in franchise history with Brett Favre (named NFC Offensive Player of the Week, the 19th time in his career that he was honored with the award)
- ⊕ In Week 16 vs. Cleveland, threw for 202 yards and three TDs with no interceptions (115.1 rating) on 24-of-34 passing (70.6 pct.), his fifth straight game with multiple TD passes and no interceptions as he tied the longest streak in franchise history (Rodgers, 2014)
- ⊕ Threw a 9-yard TD pass to WR Allen Lazard in the first quarter, the 443rd TD pass of his career as he surpassed Brett Favre (442) for the franchise record
- ⊕ Early in the second quarter, found Davante Adams for a nine-yard TD, the 66th TD pass between the two as they moved past Rodgers and Jordy Nelson (65) for the most productive duo in team annals
- ⊕ Set an NFL single-season record with his 12th game on the season with multiple TD passes and no interceptions in Week 17 vs. Minnesota
- ⊕ Connected on 29-of-38 passes (76.3 pct.) for 288 yards and two TDs with no interceptions (114.8 rating)
- ⊕ Extended his NFL-record streak to 11 straight divisional games with multiple TD passes and no interceptions
- ⊕ Played on the first four offensive drives in Week 18 at Detroit and completed 14-of-18 passes for 138 yards and two TDs with no interceptions (135.6 rating)
- ⊕ His seventh straight game with multiple TD passes and no interceptions, the second-longest streak in NFL history (Tom Brady, nine in 2010)
- ⊕ Posted multiple TD passes, no interceptions, a completion percentage of 70.0+ and a passer rating of 110.0+ for the fifth consecutive game, tied for the longest streak in League history (Russell Wilson, 2015)
- ⊕ Extended his NFL-record streak to 12 straight divisional games with multiple passing TDs and no interceptions and also his 12th straight with a 100.0+ rating



2020 (PACKERS)

- ✦ Played in 16 regular-season games (16 starts)
- ✦ Completed 372-of-526 passes (70.7 pct.) for 4,299 yards and 48 TDs with five interceptions
- ✦ His 121.5 passer rating was the second-best single-season mark in League history behind only his 122.5 rating in 2011
- ✦ Set single-season franchise records for passing TDs and completion percentage
- ✦ Ranked first in the NFL in passer rating, passing TDs, completion percentage and interception percentage (0.95), the first QB to lead the NFL in all four categories since Steve Young in 1992
- ✦ His 9.60 TD/INT ratio was also the top mark in NFL history among QBs with 30+ passing TDs in a season
- ✦ Posted a 100.0+ rating in 14 games on the season, the most in NFL history, and a 120.0+ rating in 10 games, also the most in League annals
- ✦ Set NFL single-season records for the most games with a 100.0+ rating and two-plus TD passes (14) and the most games with a 100.0+ rating and three-plus TD passes (12)
- ✦ Registered a single-season NFL-record 10 games with three-plus passing TDs and no interceptions, and his six games with four-plus TD passes/zero interceptions tied the NFL mark (Peyton Manning, 2013)
- ✦ Set a single-season team mark with four-plus TD passes in seven games
- ✦ Posted a completion percentage of 70.0+ with multiple TD passes in 10 games, the most in a season in NFL history
- ✦ First quarterback in League history to lead the NFL in interception percentage in three straight seasons (2018-20), joining Sammy Baugh as the only quarterbacks to lead the League in the category five times
- ✦ Named NFL Most Valuable Player by AP for the third time in his career (2011, 2014), joining Peyton Manning, Tom Brady and Brett Favre as the only players to earn the honor three-plus times since 1961
- ✦ Earned first-team All-Pro honors from AP for the third time in his career (2011, 2014), joining Brett Favre (1995-97) as the only quarterback in franchise history to earn first-team recognition multiple times
- ✦ Named the League MVP by the PFWA and also earned first-team All-NFL honors from the PFWA
- ✦ Named NFC Offensive Player of the Year by the Committee of 101 for the third time in his career (2011, 2014)
- ✦ Selected to his ninth career Pro Bowl, matching Brett Favre and Forrest Gregg for the most selections in team history
- ✦ First quarterback in League history to throw 40+ TD passes in three different seasons (2011, 2016, 2020) and the second quarterback (Peyton Manning) to throw 45+ TD passes in two different seasons (2011, 2020)
- ✦ Averaged 8.0+ yards per passing attempt in a league-high 12 games, the fourth most in a season in League history (he had 13 games in 2011)
- ✦ Threw 25 TD passes in the second quarter, four more than any other quarterback in NFL history in a season in any quarter
- ✦ Led the NFL (min. 50 att.) in red-zone passer rating (119.1), the top mark in the NFL since Peyton Manning (120.7) in 2013
- ✦ Threw 35 TD passes in the red zone with no interceptions, the most without an interception since Peyton Manning (37/0) in 2013
- ✦ Ranked second in the NFL (min. 75 att.) with a 113.4 passer rating on third down, completing 86-of-135 passes for 1,328 yards (first in the NFL) and 12 TDs (third) with four interceptions
- ✦ Posted a League-best 137.5 rating on play-action passes (103-of-140, 1,160 yards, league-high 19 TDs, zero interceptions)
- ✦ Ranked tied for first in the League with 14 passes of 40+ yards on the season and six TDs of 40+ yards
- ✦ Led the NFL with three TD passes of 70+ yards
- ✦ Threw a TD pass to 11 different players, the most in a season in team history
- ✦ Rushed for 149 yards and three TDs on 38 carries (3.9 avg.)
- ✦ In Week 1 at Minnesota, completed 32-of-44 passes (72.7 pct.) for 364 yards and four TDs with no INTs for a 127.5 rating, just the second time in his career that he posted 30-plus completions, 350-plus passing yards, four-plus TDs and no INTs in a game (vs. Washington; Sept. 15, 2013). His 364 passing yards were the most in a season opener in team history
- ✦ Threw for 327 yards and four TDs with no interceptions on 27-of-33 passing (81.8 pct.) for a 147.5 rating in Week 4 vs. Atlanta
- ✦ Third game in his career that he posted a completion percentage of 80.0+, 325+ passing yards, four-plus passing TDs and zero interceptions (vs. Washington in 2013, vs. Oakland in 2019)
- ✦ Completed all 20 of his passes targeted for RBs and TEs as those position groups finished with 20 receptions for 241 yards (12.1 avg.) and four TDs, the third-most receiving yards by Green Bay's RBs/TEs in a game since the 1970 merger behind only the 285 yards at Tampa Bay in 1980 and the 269 vs. Washington in 1983
- ✦ In Week 11 at Indianapolis, connected on 27-of-38 passes (71.1 pct.) for 311 yards and three TDs with one interception (110.7 rating) – the first time in franchise history that a QB posted three straight games with 300+ passing yards and a completion percentage of 70.0+
- ✦ Threw for four TDs and 211 yards on 21-of-29 passing (72.4 pct.) in Week 12 vs. Chicago
- ✦ His fourth TD pass of the game put him over the 50,000-yard passing mark for his career, just the 11th player in League history to eclipse that total
- ✦ Reached 50,000 yards on his 6,436th attempt, the second fastest to 50,000 in NFL annals behind only Ben Roethlisberger (6,361)
- ✦ Posted a completion percentage of 70.0+ and multiple TD passes in his fourth straight game for the first time in his career
- ✦ In Week 13 vs. Philadelphia, completed 24-of-35 passes (68.6 pct.) for 295 yards and three TDs with no interceptions for a 128.9 rating
- ✦ Became the seventh QB in NFL history to throw 400 TD passes in his career and fastest to reach 400 TD passes in terms of attempts (6,462; previous low was Peyton Manning's 7,226) and games (193; previous low was Drew Brees' 205)
- ✦ Set the NFL mark for fewest interceptions at the time of his 400th TD pass with 88 (Tom Brady, 143)
- ✦ Threw a 25-yard TD pass, his fifth straight game with a TD pass of 25+ yards, the longest streak in team history (his previous highs were four-game streaks in 2011 and 2014)
- ✦ Earned NFC Offensive Player of the Week honors for his performance
- ✦ Threw for 290 yards and three TDs with no interceptions on 26-of-33 passing (78.8 pct.) in Week 14 at Detroit
- ✦ Set NFL single-season record for the most games with three-plus TD passes and zero interceptions with his ninth of the season
- ✦ First QB in NFL history to throw multiple TD passes and post a completion percentage of 70.0+ in six consecutive games
- ✦ In Week 16 vs. Tennessee, threw for 231 yards and four TDs with one interception on 21-of-25 passing (84.0 pct.) for a 128.1 rating
- ✦ Threw three TD passes in the first half for the sixth time on the season, breaking Peyton Manning's single-season mark (five times in 2004)
- ✦ Connected on 19-of-24 passes (79.1 pct.) for 240 yards and four TDs with no interceptions for a season-high 147.9 passer rating in Week 17 at Chicago
- ✦ Marked his sixth career game vs. Chicago with four-plus TD passes and no interceptions, the first QB in NFL history to register six such games against a single opponent
- ✦ In the NFC Division round vs. L.A. Rams, connected on 23-of-36 passes for 296 yards and two TDs (108.1 rating), joining Ravens QB Joe Flacco as the only players in NFL history to throw multiple TD passes in eight straight postseason games
- ✦ Brought his career playoff passing-yardage total to 5,322 as he moved past Brett Favre (5,311) for the franchise record
- ✦ His 23 completions gave him 448 for his career in the postseason as he moved past Brett Favre (438) for first in team playoff history
- ✦ With the two TD passes, brought his career playoff total to 42 as he moved past Peyton Manning (40) for fourth on the all-time NFL postseason list
- ✦ Completed 33-of-48 passes (68.8 pct.) for 346 yards and three TDs with one interception (101.6 rating) in the NFC Championship vs. Tampa Bay
- ✦ His ninth straight postseason game with multiple TD passes, the longest streak in NFL history
- ✦ Brought his career passing-TD total in the playoffs to 45, tying QB Joe Montana for second in League annals
- ✦ Posted a 100.0+ passer rating and three-plus passing TDs for the seventh time in the playoffs, second in NFL history behind only Tom Brady (11)
- ✦ Set a franchise single-game playoff record with 33 completions, eclipsing his previous mark of 31 (twice)
- ✦ First QB in franchise history to throw a TD pass of 50+ yards in back-to-back playoff games



2019 (PACKERS)

- ✦ Played in 16 regular-season games (16 starts)
- ✦ Completed 353-of-569 passes (62.0 pct.) for 4,002 yards and 26 TDs with four interceptions for a 95.4 rating as he was selected to his eighth career Pro Bowl
- ✦ Marked his second consecutive season with 4,000+ passing yards, 25+ passing TDs and four or fewer interceptions, the only quarterback in NFL history to achieve those totals in a single season
- ✦ Led the League in interception percentage (0.70), the second-best single-season mark in franchise history (min. 200 att.) behind only his NFL-record 0.34 percentage in 2018
- ✦ Tied for the NFL lead in zero interception games (min. 15 att.) with 12
- ✦ Completed a pass of 25+ yards to 11 different players on the season, tied for the most in a season in team history (1988 and 2018)
- ✦ Rushed for 183 yards and a TD on 46 carries (4.0 avg.)
- ✦ Set a single-game franchise record (min. 15 att.) with a perfect 158.3 passer rating after connecting on 25-of-31 passes (80.6 pct.) for a season-high 429 yards and five TDs with no interceptions in Week 7 vs. Oakland
- ✦ Eclipsed the previous franchise mark of 155.4 by him at Cleveland in 2009
- ✦ Second quarterback in NFL history (Washington QB Mark Rypien; Nov. 10, 1991) to throw for 400+ yards with five-plus passing TDs, a rushing TD and no interceptions in a single game
- ✦ Posted the third-most passing yards in a game with a perfect passer rating (since 1950)
- ✦ His average of 13.84 yards/attempt was a single-game career high (min. 15 att.) and was the best by a Green Bay quarterback since Brett Favre registered a 14.52-yard average (363 yards on 25 att.) at Indianapolis on Nov. 16, 1997
- ✦ His 13.84-yard average was the best in team history in a game with 30+ attempts
- ✦ Earned NFC Offensive Player of the Week honors for his performance, his franchise-record 17th time winning the award
- ✦ In Week 16 at Minnesota, saw his streak of consecutive passing attempts without an interception come to an end at 277 when he was picked off in the second quarter, the third-longest streak in franchise annals behind his NFL-record streak of 402 in 2018 and QB Bart Starr's streak of 294 in 1964-65
- ✦ Threw for 243 yards and two TDs with no interceptions on 16-of-27 passing (59.3 percent) for a 113.7 passer rating in the NFC Division vs. Seattle
- ✦ Registered his seventh game of 110.0+ rating in a playoff game, the second most in NFL history to that point behind only Tom Brady (eight)
- ✦ Completed seven of nine passes (77.8 percent) for 121 yards and a TD for a 155.8 rating on third down, the second-highest postseason rating of his career on third down behind only his perfect 158.3 rating vs. Dallas in the 2014 postseason
- ✦ In the NFC Championship at San Francisco, completed 31-of-39 passes (79.5 pct.) for 326 yards and two TDs with two interception for a 97.2 rating
- ✦ Moved past Brett Favre (39) in the franchise record book for the most TD passes in the playoffs by throwing the 40th of his career, reaching the 40-TD mark in his 19th career postseason game, the fastest to 40 TD passes in NFL history (Joe Montana, 20 games)
- ✦ Tied his own single-game franchise postseason record for the most completions (at Atlanta, Jan. 15, 2011) and posted the second-highest completion percentage (min. 20 att.) behind only his mark of 86.1 (31-of-36) at Atlanta in 2011

2018 (PACKERS)

- ✦ Played in 16 regular-season games (16 starts)
- ✦ Completed 372-of-597 passes (62.3 percent) for 4,442 yards and 25 TDs with two interceptions for a 97.6 passer rating
- ✦ Selected to his seventh career Pro Bowl
- ✦ Set an NFL single-season record with his interception percentage of 0.34, eclipsing the previous mark held by Brock Huard (0.41 in 2006)
- ✦ His two interceptions on the season were the fewest in League history among quarterbacks with 500+ attempts
- ✦ Set the franchise mark for fewest interceptions in a season (min. 200 att.) as he bested Bart Starr's record of three interceptions on 251 attempts in 1966
- ✦ Third quarterback in NFL history with 25+ passing TDs and two or fewer interceptions in a season (Eagles quarterback Nick Foles, 27/2 in 2013; Tom Brady, 28/2 in 2016)
- ✦ His 372 completions tied him for the second-best mark (Brett Favre, 2005) in team history behind only his own mark of 401 completions in 2016
- ✦ Led the NFL with 13 zero interception games (min. 15 att.), tied for the most in a season in franchise history with his mark in 2014
- ✦ Led the League with nine completions of 50+ yards and was tied for the NFL lead with 16 completions of 40+ yards
- ✦ Completed a pass of 50+ yards to a franchise-record seven different players on the season
- ✦ First quarterback in NFL history to post three games with 425+ passing yards in a season
- ✦ Ranked second in the League with 1,249 yards passing on third down
- ✦ Added 269 rushing yards on 43 carries (6.3 avg.) and rushed for 20 first downs, a 46.5 percentage that ranked second in the NFL among players with 40+ attempts
- ✦ Completed 20-of-30 passes (66.7 percent) for 286 yards and three TDs with no interceptions for a 130.7 passer rating in Week 1 vs. Chicago
- ✦ Led the Packers to the second-largest comeback win in Lambeau Field history after they trailed, 20-0, late in the third quarter
- ✦ Marked the first time in team annals that the Packers won a game after trailing by 17+ points entering the fourth quarter
- ✦ Completed 17-of-23 passes (73.9 percent) for 273 yards and three TDs in the second half (152.7 rating), with 212 yards and all three of his TD passes coming in the fourth quarter, both career highs
- ✦ In Week 5 at Detroit, threw for 442 yards and three TDs on 32-of-52 passing (61.5 percent) for a 108.0 rating -- the second-best yardage output of his career behind only his 480-yard performance vs. Washington in 2013
- ✦ Threw for 301 yards in the second half, the most in his career in a second half and the third-most in either half in his career (335 yards vs. Washington in the first half in 2013, 315 vs. Chicago in the first half in 2014)
- ✦ Set a single-game franchise record with 23 passing first downs
- ✦ Became the first QB in team history to post back-to-back 400-yard passing games as he connected on 25-of-46 attempts for 425 yards and two TDs with no interceptions for a 100.4 rating in Week 6 vs. San Francisco
- ✦ First quarterback in NFL history to register back-to-back 400-yard passing games with no interceptions
- ✦ Part of an offense that featured three 100-yard receivers (Davante Adams, 132; Jimmy Graham, 104; Marquez Valdes-Scantling, 103) for just the second time in franchise history (Oct. 12, 1980, at Tampa Bay)
- ✦ In Week 13 vs. Arizona, posted his franchise-record eighth straight zero-interception game (min. 15 att.) as he surpassed his previous record of seven straight games in 2016
- ✦ Brought his streak of consecutive attempts without an interception to 336, surpassing Bart Starr's mark of 294 in 1964-65 for the top streak in franchise annals
- ✦ Brought his streak of consecutive attempts without an interception to an NFL-record 368 in Week 14 vs. Atlanta as he surpassed Tom Brady's mark of 358 in 2010-11
- ✦ Marked his ninth consecutive zero-interception game (min. 15 att.), tied for the second-longest streak in NFL history behind only Tom Brady (11 games in 2010)
- ✦ In Week 15 at Chicago, completed 25-of-42 passes (59.5 percent) for 274 yards with an interception, snapping his NFL-record streak of 402 consecutive attempts without a pick
- ✦ The interception snapped his streak of 225 consecutive attempts without a pick in the red zone
- ✦ Connected on a season-high 37 passes on 55 attempts (67.3 percent) for 442 yards and two TDs with no interceptions for a 103.8 rating in Week 16 at N.Y. Jets
- ✦ His passing yardage tied the second-best single-game mark of his career and was his third 400-yard passing game of the season, further extending his single-season franchise record
- ✦ Posted his 56th career game with 300+ passing yards, the most in franchise history as he surpassed Brett Favre (55)
- ✦ His completion total was the second most in franchise history behind only his 39 completions vs. Chicago on Oct. 20, 2016
- ✦ Marked his 13th zero-interception game on the season, tying the franchise mark he set in 2014
- ✦ Posted his third career game with 55+ passing attempts and zero interceptions, tying Tom Brady for the most in NFL history
- ✦ Marked his fifth career game with 50+ attempts/zero interceptions, the only ones in franchise history
- ✦ Recorded second career game with 400+ passing yards, two-plus passing TDs and two rushing TDs -- only QB in NFL history to do so in a game



2017 (PACKERS)

- ✦ Played in seven games (seven starts)
- ✦ Completed 154-of-238 passes (64.7 percent) for 1,675 yards and 16 TDs with six interceptions for a 97.2 passer rating
- ✦ Ranked second in the NFL in TD percentage (6.7), eighth in passer rating and seventh in completion percentage
- ✦ Placed on Injured/Reserve on Oct. 20 (collarbone) and was sidelined for seven games (Week 7, Weeks 9-14) before being activated on Dec. 16
- ✦ Placed on the Injured/Reserve List again (collarbone) on Dec. 19
- ✦ Threw his 300th career TD pass in Week 2 at Atlanta – fastest to 300 TD passes in league history by doing so on his 4,742nd career attempt (Peyton Manning, 5,306 attempts) and in his 144th career game (Manning and Dan Marino, 157 games)
- ✦ Set NFL mark for fewest career interceptions at the time of his 300th TD pass with 74, easily besting the previous mark of 115 INTs by Tom Brady
- ✦ In Week 3 vs. Cincinnati, posted his fifth consecutive 300-yard passing game (313 yards on 28-of-42 passing), a franchise record as he surpassed his own mark of four straight games in 2011

2016 (PACKERS)

- ✦ Played in 16 regular-season games (16 starts)
- ✦ Completed 401-of-610 passes (65.7 percent) for 4,428 yards and 40 TDs with seven interceptions for a 104.2 passer rating
- ✦ Ranked first in the League in TD passes, the first Green Bay quarterback to do so since Brett Favre in 2003
- ✦ Set a franchise single-season record for completions
- ✦ Ranked second in NFL in TD percentage (6.6), fourth in passer rating and passing yards, and third in TD/INT ratio (5.71)
- ✦ Selected to the Pro Bowl for the third straight season and the sixth time in his career, but did not play due to injury
- ✦ First quarterback in NFL history to register 4,000+ passing yards, 400+ completions, 40+ TD passes and fewer than 10 interceptions in a season
- ✦ Ranked second in NFL with a third-down pass rating of 116.2, completing 101-of-153 passes for 1,391 yards and 16 TDs with five interceptions
- ✦ Over the final seven games of the season, completed 168-of-241 passes (69.7 percent) for 2,018 yards and 18 TDs with no interceptions for a 120.0 passer rating
- ✦ Rushed for a career-high 369 yards and a team-leading four TDs on 67 carries (5.5 avg.), the highest rushing-yardage total by a Green Bay quarterback since 1956
- ✦ Posted a 103.8 passer rating in the postseason, completing 80-of-128 passes (62.5 percent) for 1,004 yards and nine TDs with two interceptions
- ✦ Had 13 completions of 25+ yards in the playoffs, the most in a single postseason in team annals
- ✦ In Week 7 vs. Chicago, set a franchise record with 39 completions, eclipsing the previous high of 36 by Brett Favre at Chicago on Dec. 5, 1993
- ✦ Posted 326 yards on 39-of-56 passing with three TDs and no interceptions for a 102.2 rating, with all three TD passes coming in the second half
- ✦ Completed 10+ passes to three different receivers (Davante Adams, 13; Randall Cobb, 11; Ty Montgomery, 10), becoming just the second quarterback in NFL history (Patriots QB Drew Bledsoe, Nov. 13, 1994) to accomplish that feat in a regular-season game
- ✦ Threw for 246 yards and four TDs with no interceptions on 28-of-38 passing for a 125.5 passer rating in Week 8 at Atlanta
- ✦ Marked his 18th career game with four-plus TD passes as he moved past Johnny Unitas (17) for sixth on the all-time list
- ✦ All four of his TD passes were to different players, with three of them (WRs Jeff Janis, Trevor Davis and Allison) recording the first regular-season TD catches of their career
- ✦ Posted a career-high 60 rushing yards on just six carries (10.0 avg.), the best mark by a Green Bay QB since Don Majkowski's 88-yard outing at Detroit on Sept. 30, 1990
- ✦ In Week 16 vs. Minnesota, threw for 347 yards and four TDs with no interceptions on 28-of-38 passing for a 136.6 rating
- ✦ Threw two TD passes to Jordy Nelson as the duo set the franchise record for the most productive TD combination to that point in franchise history (59), surpassing Brett Favre and Antonio Freeman's mark of 57
- ✦ Set a then-franchise record with his seventh straight zero-interception game, completing 27-of-39 passes for 300 yards and four TDs for a 126.0 passer rating, in Week 17 at Detroit
- ✦ First QB in team history to register back-to-back games in the same season with 300+ passing yards, four-plus TDs and no interceptions (marked his 20th career game with four-plus TD passes as he moved past Brett Favre, 19, for the franchise record)
- ✦ In Wild Card vs. N.Y. Giants, completed 25-of-40 passes for 362 yards and four TDs for a 125.2 rating, becoming just the fourth quarterback in NFL history to throw for 350+ yards, four-plus TDs and zero interceptions in a playoff game (Peyton Manning, Kurt Warner and Alex Smith)
- ✦ Tied the single-game franchise playoff record with the four TD passes and became the first quarterback in team history to record two games with four-plus passing TDs in the postseason (at Arizona, Jan. 10, 2010)
- ✦ Posted his sixth career playoff game with three-plus TD passes, topping Brett Favre (five) for the franchise mark
- ✦ Extended his team playoff record with his fifth career 300-yard game
- ✦ In Divisional Game at Dallas, threw for 355 yards and two TDs on 28-of-43 passing, his second straight game with 350+ passing yards as he joined Drew Brees as the only quarterbacks in NFL history to post back-to-back 350+ passing games in a single postseason
- ✦ First QB in team history to register back-to-back 300-yard passing games in the playoffs

2015 (PACKERS)

- ✦ Played in 16 regular-season games (16 starts)
- ✦ Registered a 92.7 passer rating and connected on 347-of-572 passes (60.7 percent) for 3,821 yards and 31 TDs with eight interceptions
- ✦ Selected to his fifth career Pro Bowl, but did not play due to injury
- ✦ Tied for first in the League in completions of 25+ yards (39) and ranked third in TD/INT ratio (3.88) and interception percentage (1.40)
- ✦ Ranked fifth among quarterbacks with 344 rushing yards and a TD on 58 carries (5.9 avg.)
- ✦ In Week 1 at Chicago, posted a 140.5 passer rating, the top mark of his career in a season opener, as he connected on 18-of-23 passes (78.3 percent) for 189 yards and three TDs with zero interceptions
- ✦ Registered three TD passes, zero interceptions and a 140.0+ passer rating for the third straight game against Chicago (both contests in 2014), the lone quarterback in NFL history to do so against a single opponent (also did it vs. Minnesota, 2010-11)
- ✦ Threw for 333 yards and a season-best five TDs on 24-of-35 passing (68.6 percent) for a 138.5 passer rating in Week 3 vs. Kansas City
- ✦ Threw for five-plus TDs for the fourth time in his career, Brett topping Favre's franchise record of three
- ✦ Tied an NFL record (Kurt Warner, 1999-2000) by posting a 100.0+ passer rating in his 10th straight home game (min. 15 att.) in the regular season
- ✦ Named NFC Offensive Player of the Week for his performance, the 13th time in his career he had won the weekly award as he surpassed Brett Favre (12) for the team record
- ✦ In Week 5 vs. St. Louis, threw for 241 yards and two TDs on 19-of-30 passing; recorded first interception at Lambeau Field since Dec. 2, 2012 (snapped streak of 492 attempts and 44 TD passes at home without – both NFL records), and including playoffs, 586 attempts and 49 TD passes
- ✦ Had his first two-interception game at Lambeau Field since Oct. 24, 2010, vs. Minnesota, snapping a streak of 33 straight home starts without throwing two interceptions in a game, the longest streak in the NFL during the Super Bowl era
- ✦ Completed a season-high 35 passes on 61 attempts for 333 yards and two TDs with no interceptions in Week 10 vs. Detroit
- ✦ Set a franchise single-game record for the most passing attempts without an interception
- ✦ In Week 13 at Detroit, threw for 273 yards and two TDs with one interception on 24-of-36 passing, a performance that culminated with his 61-yard Hail Mary TD pass to Richard Rodgers with no time on the clock to give Green Bay a thrilling 27-23 win
- ✦ Helped lead the Packers back from a 17-point first-quarter deficit for the first time in franchise history
- ✦ Green Bay also trailed by 20 points midway through the third quarter (20-0), just the third time in team annals that the Packers overcame a deficit of 20+ points in the second half
- ✦ The 61-yard gamewinner was the second-longest come-from-behind game-ending TD from scrimmage in the fourth quarter in NFL history behind only Lions QB Earl Morrall's 65-yard TD pass to TE Jim Gibbons on Dec. 4, 1960
- ✦ With less than a minute remaining in regulation and the Packers trailing, 20-13, rolled out to his left on fourth-and-20 from the Green Bay four and found Jeff Janis for a 60-yard completion
- ✦ After an illegal-motion penalty on the Packers and an incompletion gave the offense one final play at the Arizona 41, again rolled out to his left, throwing a Hail Mary pass that was hauled in by Janis in the end zone as he made the leaping grab with no time left on the clock
- ✦ The reception, along with the extra point, sent the game into overtime
- ✦ Marked the first game-winning or game-tying passing TD to end regulation in NFL playoff history



2014 (PACKERS)

- ✦ Played in 16 regular-season games (16 starts)
- ✦ Completed 341-of-520 passes (65.6 percent) for 4,381 yards and 38 TDs with five interceptions for a 112.2 passer rating
- ✦ Named NFL MVP by AP for the second time in his career
- ✦ Named to his fourth career Pro Bowl, but did not play in the game due to injury
- ✦ Named first-team All-Pro by AP and Sporting News and first-team All-NFL and All-NFC by the PFWA
- ✦ Led the League in TD/INT ratio (7.60), ranked second in passer rating and yards/attempt (8.43), and third in TD passes – the only quarterback in the NFL to finish in the top three in all four of those categories
- ✦ Posted eight games with three-plus TDs and zero interceptions, which tied Tom Brady (2007) for first in NFL single-season history at that time
- ✦ Recorded a franchise-record 13 zero-interceptions games (min. 15 attempts), the third most in a season in NFL history behind only Tom Brady (14 in 2010) and Steve DeBerg (14 in 1990), and ranked first in the NFL with an interception percentage of 0.96
- ✦ First quarterback in NFL history to have 500+ passing attempts and five or fewer interceptions in a season
- ✦ Led the NFL with a 121.7 passer rating on third down, connecting on 81-of-134 passes for 1,228 yards and 15 TDs with two interceptions
- ✦ Threw an NFL-high three TD passes of 70+ yards
- ✦ Tied for the League-lead with 15 completions of 40+
- ✦ In Week 2 vs. N.Y. Jets, threw for 346 yards and three TDs with no interceptions on 25-of-42 passing (109.8 passer rating) as he led the team back from an 18-point deficit (21-3), tied for the fifth-largest comeback in team history to that point
- ✦ Completed 22-of-28 passes for 302 yards and four TDs with no interceptions for a 151.2 passer rating in Week 4 at Chicago, the fourth-best rating of his career and the sixth best in team history
- ✦ Went over the 25,000-yard mark for his career on the 3,065th attempt of his career as he set the NFL record for the fewest attempts needed to reach 25,000 passing yards, topping Kurt Warner's mark of 3,076
- ✦ First quarterback in team history to throw for 300+ yards and four-plus TDs and register a 150+ passer rating in the same game
- ✦ Named NFC Offensive Player of the Week for his performance
- ✦ Completed 12-of-17 passes for 156 yards and three TDs with no interceptions for a 138.7 passer rating in Week 5 vs. Minnesota
- ✦ His 11-yard TD pass to Davante Adams in the second quarter was the 200th of his career as he reached that mark in his 99th career game, the second fastest in NFL history behind only Dan Marino (89 games)
- ✦ Set an NFL record for the fewest interceptions by a quarterback at the time of his 200th career TD pass with 53, topping the previous mark by 35 interceptions (Tom Brady, 88)
- ✦ In Week 6 at Miami, appeared in his 100th career regular-season game, led the Packers on an 11-play, 60-yard game-winning drive that was capped off with his four-yard TD pass with three seconds remaining in the 27-24 win
- ✦ Marked the first time the Packers won a game on a TD with three seconds or less remaining in the fourth quarter since they beat the Bears, 20-19, on Nov. 15, 1970
- ✦ Completed 24-of-42 passes for 264 yards and three TDs with zero interceptions
- ✦ Threw for 255 yards and three TDs on 19-of-22 passing for a 154.5 passer rating in Week 7 vs. Carolina – third-highest rating of his career (min. 20 attempts) and the fourth best in team annals
- ✦ His 86.4 completion percentage was a career high and the third-best mark in team history
- ✦ Posted his fourth straight three-TD/zero-interception game, joining Tom Brady (2007) as the only quarterbacks in NFL history to accomplish the feat in a single season
- ✦ Posted his sixth straight zero-interception game, tying Bart Starr's franchise record (min. 15 attempts per game) set in 1964
- ✦ Was named NFC Offensive Player of the Week for his performance
- ✦ In Week 10 vs. Chicago, tied the franchise single-game record with six TD passes (Rodgers, Matt Flynn), with all of them coming in the first half as he tied the NFL record (Raiders QB Darley Lamonica, first half, 1969) for the most in a half
- ✦ Completed TD passes to five different players, a franchise record
- ✦ Threw TD passes of 73, 40 and 56 yards, becoming the first Green Bay quarterback to throw three or more TD passes of 40+ yards since Cecil Isbell had four vs. Chicago Cardinals on Nov. 1, 1942
- ✦ With his six TD passes, brought his season total to 10 TDs and zero interceptions against the Bears, the first quarterback in NFL history to throw 10 TDs and no interceptions against an opponent in a single season
- ✦ Racked up 242 passing yards in the second quarter, his career high for any quarter, and 315 passing yards in the first half, the second-best total of his career for either half behind only his 335-yard output vs. Washington in the first half on Sept. 15, 2013
- ✦ Named NFC Offensive Player of the Week for the third time on the season
- ✦ Completed 22-of-36 passes for 341 yards and three TDs with no interceptions for a 120.3 passer rating in Week 11 vs. Philadelphia
- ✦ Threw for 279 yards in the first half, making him the only quarterback in the last 25 seasons (1990-2014) to throw for 275+ yards in the first half of three games in a season (did so in three straight)
- ✦ In Week 13 vs. New England, threw for 368 yards, a season high at home, and two TDs with zero interceptions on 24-of-38 passing for a 112.6 passer rating
- ✦ Posted a 100.0+ passer rating for the fourth straight game and registered his fourth consecutive zero-interception game
- ✦ Threw for 282 yards in the first half alone, the fourth time in the last five games that he had thrown for 275+ yards in the first half (no other NFL quarterback had posted more than two 275-yard first halves in a season in the past 25 years – 1990-2014)
- ✦ In his 100th career regular-season start, Week 14 vs. Atlanta, completed 24-of-36 passes for 327 yards and three TDs with no interceptions, his eighth game on the season with three-plus TD passes/zero interceptions as he tied Tom Brady's single-season NFL record (2007)
- ✦ Completed a season-high 31 passes on 40 attempts for 318 yards and a TD for a 108.1 passer rating in Week 16 at Tampa Bay, his eighth 300-yard passing game on the season as he tied his own single-season franchise record (2011)
- ✦ Threw for 226 yards and two TDs on 17-of-22 passing for a 139.6 passer rating in Week 17 vs. Detroit, playing through a calf injury in the second half of the division-clinching win
- ✦ Following the injury, connected on 11-of-13 passes for 129 yards and a TD for a 133.7 passer rating
- ✦ Named NFC Offensive Player of the Week for his performance, the fourth time on the season he had earned the award
- ✦ Playing on an injured calf that limited him in practice during the week, threw for 316 yards and three TDs on 24-of-35 passing for a 125.4 rating in the Divisional vs. Dallas
- ✦ Marked his fourth playoff game with 300+ yards passing as he broke Brett Favre's team record (three)
- ✦ Posted a perfect 158.3 rating on third down, completing 8-of-10 passes for 137 yards and two TDs



2013 (PACKERS)

- ✦ Played in nine regular-season games (nine starts)
- ✦ Completed 193-of-290 passes (66.6 percent) for 2,536 yards and 17 TDs with six interceptions for a 104.9 passer rating
- ✦ Ranked second in the League in yards/attempt (8.74), fifth in passer rating and completion percentage, and third in yards/completion (13.14)
- ✦ Rushed for 120 yards on 30 carries (4.0 avg.)
- ✦ Started in the team's playoff contest vs. San Francisco
- ✦ Missed seven games (Weeks 10-16) due to a fractured collarbone that he sustained in Week 9 vs. Chicago
- ✦ Had one of the best statistical outings of his career, tying the franchise record for passing yards with 480 yards on 34-of-42 passing along with four TDs in Week 2 vs. Washington
- ✦ Second quarterback in NFL history to throw for 480+ yards, four-plus TDs and zero interceptions in a game (Y.A. Tittle, Oct. 28, 1962)
- ✦ His 81.0 completion percentage set a franchise record for a quarterback with 40+ attempts and his 335 passing yards and 26 completions in the first half were both career highs for a half
- ✦ Helped the offense register 580 total yards, the second-highest output in franchise history
- ✦ Named the NFC Offensive Player of the Week for his effort
- ✦ Despite being without Randall Cobb, Jermichael Finley and James Jones due to injuries, threw for 285 yards and two TDs with no interceptions on 24-of-29 passing for a season-high 130.6 passer rating in Week 8 at Minnesota
- ✦ Led the offense on seven scoring drives in the 44-31 win, the most points ever scored by Green Bay at the Metrodome
- ✦ Completed all 10 of his passes on third down for 172 yards and two TDs for a perfect 158.3 rating
- ✦ Sustained a fractured left collarbone on the final play of the opening drive in Week 9 vs. Chicago
- ✦ Missed Week 10 vs. Philadelphia, his first game due to injury since Dec. 19, 2010 (at New England, concussion), and just the third game missed for any reason since 2008 (vs. Detroit, Jan. 1, 2012, rest)
- ✦ Returned to action and led the way in dramatic fashion in Week 17 at Chicago, engineering two fourth-quarter TD drives and 13 unanswered points to help the Packers win a third consecutive NFC North title
- ✦ Completed 25-of-39 passes for 318 yards and two TDs with two interceptions
- ✦ With the Packers trailing, 28-27, with 6:24 remaining, led the offense on an 87-yard scoring drive that was capped off with his 48-yard TD pass to Randall Cobb on fourth down

2012 (PACKERS)

- ✦ Played in 16 regular-season games (16 starts)
- ✦ Selected to the Pro Bowl for the second straight season and the third time in four years
- ✦ Named the starting QB for the NFC squad for the second consecutive season, but did not participate in the game due to injuries
- ✦ Earned second-team All-Pro honors from AP
- ✦ Named to the All-NFC team by Pro Football Weekly/PFWA
- ✦ Completed 371-of-552 passes (67.2 percent) for 4,295 yards and 39 TDs with just eight interceptions for a 108.0 passer rating
- ✦ Led the League in passer rating for the second straight season and also led the NFL in TD percentage (7.1) and TD/INT ratio (4.88, 39/8)
- ✦ First quarterback to lead the League in passer rating in back-to-back seasons since Peyton Manning did so in three straight seasons (2004-06)
- ✦ Ranked second in the NFL with 39 TD passes, including 25 in the opening nine games of the season as he became the first quarterback in NFL history to throw 25+ TD passes in the first nine games in two different seasons (28 TD passes in 2011)
- ✦ Ranked first in the NFL in passer rating (110.8) and yards/attempt (9.01) on third down and second in passer rating (109.9) and TD percentage (36.4) in the red zone
- ✦ Earned NFC Offensive Player of the Week honors for his performance in Week 4 vs. New Orleans, connecting on 31-of-41 passes for 319 yards and four TDs
- ✦ Completed 24-of-37 passes (64.9 percent) for 338 yards and a career-high six TDs, with the six TD passes tying Matt Flynn (vs. Detroit, Jan. 1, 2012) for the single-game franchise record in Week 6 at Houston
- ✦ Fourth quarterback in NFL history to throw for 330+ yards and six TDs and no interceptions in a game, joining Tom Brady, Mark Rypien and Y.A. Tittle
- ✦ Named the NFC Offensive Player of the Week for his performance
- ✦ In Week 7 at St. Louis, threw for 342 yards and three TDs on 30-of-37 passing with no interceptions
- ✦ Connected on 22-of-35 passes for 186 yards and two TDs, the second of which moved him past Bart Starr for second all-time in franchise history with 153, Week 8 vs. Jacksonville
- ✦ Set the franchise record for the most TD passes over a five-game span with 18
- ✦ In the NFC Wild Card, completed 23-of-33 passes for 274 yards and a TD with no interceptions in what was the first home playoff victory of his career as a starter
- ✦ Finished with a 104.9 passer rating, his fifth of 100.0+ in seven postseason starts



2011 (PACKERS)

- ✦ Played in 15 regular-season games (15 starts)
- ✦ Earned NFL MVP honors from Associated Press
- ✦ Completed 343-of-502 passes (68.3 percent) for 4,643 yards and 45 TDs with just six interceptions
- ✦ Set the NFL single-season record with a 122.5 passer rating, topping the previous mark of 121.1 by Peyton Manning in 2004
- ✦ First Green Bay quarterback to lead the NFL in passer rating since the system was implemented in 1973
- ✦ Named first-team All-Pro by AP, Pro Football Weekly/PFWA, Sporting News and Sports Illustrated
- ✦ Selected to the Pro Bowl for the second time, getting the starting nod for the NFC squad
- ✦ Named the Professional Athlete of the Year by Sporting News, Male Athlete of the Year by AP, NFC Offensive Player of the Year by the Committee of 101, NFL Offensive Player of the Year by Sporting News and NFL MVP by Sports Illustrated
- ✦ Won the Bert Bell Award from the Maxwell Club as the most outstanding professional player of the year
- ✦ Named the NFC Offensive Player of the Month for September, October and November
- ✦ Marked four straight months that he won the award (also December 2010), making him the first NFL player to accomplish that feat since the league began recognizing players on a monthly basis in 1986
- ✦ Tied a league record with four games with a 140.0+ passer rating
- ✦ Set franchise records for passing yards (4,643), yards/attempt (9.25) and 300-yard games (eight)
- ✦ Started the season with 11 consecutive 110.0+ rating games, the longest single-season streak in NFL history
- ✦ First 4,000-yard passer in NFL history to throw six or fewer interceptions
- ✦ Ranked second in the NFL with a 113.3 passer rating on third down, connecting on 80-of-122 passes (65.6 percent) for 1,136 yards and nine TDs with two interceptions
- ✦ Led the League with a 107.3 passer rating in the red zone
- ✦ Connected on 27-of-35 passes for 312 yards and three TDs with no interceptions in Week 1 vs. New Orleans, on his way to earning NFC Offensive Player of the Week honors
- ✦ Completed 14-of-15 passes in the first quarter for 188 yards and three TDs, becoming just the second QB in NFL history to throw three TDs in the first quarter of a season opener (Buffalo's Jack Kemp – Sept. 13, 1964)
- ✦ In Week 4 vs. Denver, accounted for six TDs (four passing, two rushing) and threw for a season-high 408 yards on 29-of-38 passing
- ✦ First quarterback in NFL history to throw for 400 yards and four TDs and also have two rushing TDs in the game
- ✦ Earned NFC Offensive Player of the Week honors for the outing
- ✦ Completed 26-of-39 attempts for 396 yards and two TDs in Week 5 at Atlanta, tying a team record by completing passes to 12 different receivers
- ✦ Threw for 269 yards in the second half, the most by a Green Bay quarterback in a second half since 1991
- ✦ Matched his single-season career-high with his fifth 300-yard game (in just the sixth contest of the season) in Week 6 vs. St. Louis
- ✦ Threw for 316 yards and three TDs, highlighted by his career-long 93-yard TD pass to Jordy Nelson in the second quarter
- ✦ In Week 7 at Minnesota, threw for 335 yards and three TDs on 24-of-30 passing (146.5 rating) and matched his career-best streak by completing his first 13 passes of the game, the best mark by a Packers quarterback since Brett Favre's 13 at Minnesota on Oct. 23, 2005
- ✦ Earned NFC Offensive Player of the Week honors for the third time on the season in Week 9 at San Diego
- ✦ Completed 21-of-26 passes for 247 yards and four TDs for a 145.8 passer rating
- ✦ Set an NFL single-season record with his eighth straight 110.0+ rating game, topping the mark of seven by Steve Young in 1994
- ✦ In Week 10 vs. Minnesota, joined Kurt Warner (1999) as the only quarterback in NFL history to post three consecutive 140.0+ rating games in a single season (completed 23-of-30 passes for 250 yards and four TDs), good for a 140.1 rating
- ✦ Broke Brett Favre's franchise records for 110.0+ -rating games (eight, 2007) and consecutive games with at least two TD passes (eight, 1994), doing each for the ninth time on the season
- ✦ Further extended his League record by registering his 11th consecutive 110.0+ rating game as he completed 22-of-33 passes for 307 yards and two TDs in Week 12 at Detroit
- ✦ Connected on 29-of-46 attempts for 369 yards and four TDs, setting new franchise records by posting his eighth 300-yard passing game and ninth with three-plus TD passes, in Week 13 at N.Y. Giants
- ✦ Extended his NFL record of consecutive games with a 100-plus passer rating to 12
- ✦ Fastest player to reach the 4,000-yard passing plateau in franchise history by topping the mark in his 13th game of the season
- ✦ In Week 16 vs. Chicago, threw a season-high five TD passes, giving him what was then a team-record 45 on the year, en route to leading the Packers to their franchise-record 14th regular-season win as he posted a 142.7 passer rating, his 12th game of the season with a 110.0+ rating
- ✦ Listed as inactive in Week 17 vs. Detroit as the coaching staff elected to rest him with home-field advantage throughout the playoffs having been secured the previous week



2010 (PACKERS)

- ✦ Played in 15 regular-season games (15 starts)
- ✦ Named a first alternate for the Pro Bowl
- ✦ Completed 312-of-475 passes (65.7 percent) for 3,922 yards, 28 TDs and 11 interceptions for a 101.2 rating as he became the first quarterback in franchise history to post a 100.0+ passer rating in back-to-back seasons
- ✦ Ranked third in the NFL in passer rating, seventh in passing yards, tied for sixth in TD passes and second in 25-yard passes (40)
- ✦ Named the FedEx Air NFL Player of the Year and NFC Offensive Player of the Month for December/January and twice earned NFC Offensive Player of the Week honors (Weeks 13 and 16)
- ✦ Finished third among NFL quarterbacks with 356 rushing yards on 64 carries (5.6 avg.)
- ✦ Tied for the team lead with four rushing TDs, his third straight campaign with four-plus rushing TDs as he became the first Packers quarterback to accomplish the feat since Tobin Rohe (1954-56)
- ✦ Ranked first in the NFL (min. 100 attempts) with a 104.5 passer rating against the blitz, completing 111-of-167 attempts (66.5 percent) for 1,503 yards and 11 TDs with five interceptions
- ✦ Posted a 109.8 passer rating in four postseason contests, completing 90-of-132 passes (68.2 percent) for 1,094 yards and nine TDs with two interceptions
- ✦ Had one of the finest playoff games by a quarterback in NFL playoff history, connecting on 31-of-36 passes for 366 yards and three TDs in the Divisional round at Atlanta
- ✦ His 136.8 passer rating was the highest in League postseason history among quarterbacks with 35+ attempts
- ✦ His 31 completions and 86.1 completion percentage were franchise single-game postseason records, and the completion percentage ranks first in NFL history for quarterbacks with 35+ attempts
- ✦ First quarterback in NFL playoff history to throw for 350 yards, three TDs and zero interceptions and rush for a TD in a game
- ✦ Completed all 10 of his third-down passing attempts for 151 yards
- ✦ Helped lead the Packers to a franchise postseason-record 48 points
- ✦ Combined with the 45-point outing at Arizona in the 2009 Wild Card contest, the Packers became the first team in NFL history to record 45 points in a game in consecutive postseasons
- ✦ His three TD passes gave him 10 in his first three postseason starts, the most in NFL history as he surpassed Daryle Lamonica, Dan Marino and Jeff George (nine each)
- ✦ Along with his 121.4 rating at Arizona in the 2009 playoffs and his 122.5 rating at Philadelphia the week before, became the first quarterback in NFL history to register a 120.0+ rating in each of his first three postseason starts
- ✦ First QB in NFL postseason history to throw for three-plus TDs in each of his first three playoff starts
- ✦ Closed out his torrid postseason by earning MVP honors with a masterful performance vs. Pittsburgh in Super Bowl XLV
- ✦ Completed 24-of-39 passes for 304 yards and three TDs
- ✦ Joined Joe Montana, Steve Young and Jake Delhomme as the only quarterbacks to that point to throw for 300 yards and three TDs with no interceptions in a Super Bowl
- ✦ Perhaps his best throw of the game came on the Packers' clock-killing drive late in the fourth quarter
- ✦ On third-and-10 from the Green Bay 25, fired the ball to Greg Jennings down the seam just beyond the outstretched arms of CB Ike Taylor, hitting Jennings in stride for a 31-yard gain and a new set of downs
- ✦ The drive burned 5:19 off the clock and set up a 23-yard Mason Crosby field goal to extend the lead to 31-25, forcing Pittsburgh to drive for a TD instead of a game-tying FG
- ✦ Missed some practice time during the week due to a concussion sustained the previous week at Washington (Oct. 10), but returned in Week 6 vs. Miami to make his 38th straight start
- ✦ Finished with 313 yards on 18-of-33 passing with a TD and an interception
- ✦ Threw a season-long 86-yard TD pass to WR Greg Jennings late in the first quarter, the longest regular-season completion by a Green Bay quarterback since Brett Favre's 99-yard scoring strike to WR Robert Brooks at Chicago on Sept. 11, 1995
- ✦ Completed 26-of-35 attempts for 344 yards and a TD while adding a season-high 51 rushing yards and a TD on a career-high 12 carries in Week 12 at Atlanta
- ✦ In Week 13 vs. San Francisco, earned NFC Offensive Player of the Week honors as he completed 21-of-30 passes for 298 yards and three TDs for a 135.1 passer rating
- ✦ Didn't throw an interception for the fifth straight game, the first Packers quarterback to do so since Bart Starr in 1966
- ✦ Inactive due to the concussion in Week 15 at New England, which snapped a streak of 45 consecutive starts that was the fourth-longest streak in the League among active QBs at that point
- ✦ Returned to action in Week 16 vs. N.Y. Giants and turned in one of the best outings of his career to that point on his way to earning NFC Offensive Player of the Week honors
- ✦ Threw for a season-high 404 yards on 25-of-37 passing with four TD passes
- ✦ His yardage total was the most by a Green Bay quarterback in the regular season since Lynn Dickey's 418-yard game vs. Tampa Bay (Oct. 12, 1980), and it was the first 400-yard, four-TD, zero-interception performance in team history
- ✦ Marked the 10th time in his career that he threw three-plus TDs and zero interceptions in a game, the most in NFL history to that point by a quarterback within three seasons of his first start (Kurt Warner, nine, 1999-2001)

2009 (PACKERS)

- ✦ Played in 16 regular-season games (16 starts)
- ✦ Completed 350-of-541 passes (64.7 percent) for 4,434 yards, 30 TDs and seven interceptions for a 103.2 rating on the way to his first career Pro Bowl selection
- ✦ Ranked fourth in the League in passing yards, passer rating and TD passes, and led the NFL in interception percentage (1.29)
- ✦ Recorded a League-best 133.5 rating on third down, the highest since Kurt Warner (137.3) in 1999
- ✦ His third-down production included an NFL-best 14 TDs, no interceptions and a NFL-high 1,710 yards, the most yards by an NFL quarterback since the stat began to be kept in 1991
- ✦ Tied for the NFL lead (with Donovan McNabb and Tony Romo) with 17 completions of 40+ yards
- ✦ Tied for second in the League (with Tony Romo and Drew Brees) with 39 completions of 25+ yards, trailing only Eli Manning's 42
- ✦ Rushed for 316 yards and five TDs on 58 carries (5.4 avg.), the second-most yards by any quarterback in 2009 (David Garrard, 323) and the most runs of 10+ yards with 14
- ✦ His five rushing TDs were the most by a Packers quarterback since Don Majkowski posted the same number in 1989
- ✦ First quarterback in NFL history to throw 30+ TD passes and seven or fewer interceptions and rush for five TDs in the same season
- ✦ Earned NFC Offensive Player of the Month honors for October
- ✦ Threw for a season-high 384 yards on 26-of-37 passing for a 110.6 rating in Week 4 at Minnesota
- ✦ Completed 29-of-37 passes for 358 yards, two TDs and one interception for a 113.7 rating in Week 6 vs. Detroit, giving him two career firsts – back-to-back games with 350+ yards and three straight contests with a 110.0+ rating
- ✦ In Week 7 at Cleveland, completed 15-of-20 passes for 246 yards, three TDs and no interceptions for a 155.4 passer rating, the second-best single-game rating in franchise history (min. 20 attempts)
- ✦ In the Wild Card game at Arizona, posted a team playoff-record 423 yards and four TDs on 28-of-42 passing with one interception for a 121.4 rating
- ✦ The four TD passes matched a franchise playoff mark held by Bart Starr (at Dallas, Jan. 1, 1967) and Lynn Dickey (vs. St. Louis, Jan. 8, 1983)
- ✦ The yardage total was tied for fifth in NFL playoff history at the time, and his 319 yards passing after halftime set an NFL playoff record, eclipsing the previous mark of 274 yards set by Dan Marino (at Buffalo, Dec. 30, 1995)
- ✦ Sixth quarterback in the Super Bowl era to throw for 400 yards/four TDs in a postseason game, and one of only two signal callers to post 400 yards/four TDs and a rushing TD in a playoff game (Peyton Manning, vs. Denver, Jan. 9, 2005)
- ✦ Completed six passes of 25+ yards as he helped the team come back from a 21-point deficit in the second half to tie the game, with the longest score coming on a 30-yarder to James Jones on fourth-and-5 early in the fourth quarter

2008 (PACKERS)

- ✦ Played in 16 regular-season games (16 starts)
- ✦ Took over as the starter after waiting patiently for three years for his opportunity behind Brett Favre
- ✦ First quarterback other than Brett Favre to start a Packers game since Don Majkowski (Sept. 20, 1992), starting all 16 games and ranking third in the NFC and sixth in the NFL with a 93.8 passer rating
- ✦ Completed 341-of-536 passes (63.6 percent) for 4,038 yards, 28 TDs and 13 interceptions
- ✦ Under center for 1,039 of 1,049 (99.1 percent) offensive plays
- ✦ Ranked fourth in the League in both TD passes and passing yards
- ✦ Fourth quarterback in team history to surpass 4,000 yards in a season (Brett Favre, Lynn Dickey, Don Majkowski) and only the second in NFL history to throw for 4,000 yards in the first season that he started a game (Kurt Warner, St. Louis, 1999)
- ✦ Ranked third in the NFL with a 105.8 passer rating on third down, including 14 TDs, which trailed only Philip Rivers' 15
- ✦ Completed 16 passes of 40+ yards, tied for first in the NFL with Drew Brees
- ✦ Finished third on the team with 207 rushing yards on 56 carries (3.7 avg.), and tied for the team lead with four rushing TDs
- ✦ Started his first NFL game and completed 18-of-22 passes for 178 yards and a TD with no interception in Week 1 vs. Minnesota
- ✦ His 81.8 completion percentage ranked as the second-best mark in NFL history by a quarterback in his first start (min. 20 attempts) to that point behind only former Jacksonville QB Rob Johnson's 83.3 percentage (20-of-24) in 1997
- ✦ Scored his first career rushing TD on a one-yard plunge in the fourth quarter to give Green Bay a 24-12 lead
- ✦ Posted the first 300-yard passing day of his NFL career and threw three TD passes as he connected on 24-of-38 passes for 328 yards in Week 2 at Detroit
- ✦ Started in Week 5 at Atlanta despite being limited all week in practice as he recovered from a sprained right shoulder
- ✦ Recorded the second 300-yard passing game of his pro career as he connected on 25-of-37 passes for 313 yards and three TDs
- ✦ Completed 21-of-31 passes for 308 yards and three TDs (tied season high) for a season-best 132.2 passer rating in Week 17 vs. Detroit
- ✦ With the Lions having just scored a TD to narrow Green Bay's lead to 24-21, connected on a season-long pass when he found Donald Driver deep down the right sideline midway through the fourth quarter for a 71-yard TD, which put him over the 4,000-yard mark for the season

2007 (PACKERS)

- ✦ Played in two regular-season games (no starts)
- ✦ Served as Brett Favre's backup for the third straight season
- ✦ Completed 20-of-28 passes (71.4 percent) for 218 yards with one TD and no interceptions for a 106.0 rating, plus seven rushes for 29 yards (4.1 avg.)
- ✦ Put together his best preseason, completing 37-of-59 passes (62.7 percent) with three TDs in four games
- ✦ Saw his first action of the regular season in Week 10 vs. Minnesota, entering with 3:56 remaining and completing both of his passes for 17 yards
- ✦ Was inserted into the game in the second quarter in Week 13 at Dallas after Brett Favre suffered elbow and shoulder injuries
- ✦ Completed 18-of-26 passes for 201 yards and one TD for a 104.8 passer rating, plus had five rushes for 30 yards (6.0 avg.)

2006 (PACKERS)

- ✦ Played in two regular-season games (no starts)
- ✦ Served as the No. 2 QB for the team's first 10 games, playing in two contests
- ✦ Placed on the Injured/Reserve List for the final six games
- ✦ Completed 6-of-15 passes (40.0 percent) for 46 yards, with no TDs or interceptions, for a 48.2 rating
- ✦ Made his season debut in place of an injured Brett Favre (neck/head) in Week 4 at Philadelphia; nearly engineered a TD drive on the last series of the game, completing 2-of-3 passes for 14 yards, but the Packers were held out of the end zone on a goal-line stand
- ✦ In Week 1 vs. New England, saw the most extensive action of his career to date when he was inserted into the lineup for an injured Favre (elbow), and played the last two offensive snaps of the first half and the entire second half
- ✦ Completed 4-of-12 passes and had a six-yard scramble
- ✦ Played the second half with a foot injury he sustained toward the start of the third quarter; postgame tests revealed a fracture that caused him to miss the rest of the season

2005 (PACKERS)

- ✦ Played in three games (no starts)
- ✦ Active but did not play in the 13 other contests
- ✦ Completed 9-of-16 passes (56.3 percent) for 65 yards, with one interception and a 39.8 passer rating
- ✦ Made his NFL debut in a 52-3 win in Week 5 vs. New Orleans
- ✦ Got his most extensive playing time in a 48-3 loss on Monday Night Football in Week 15 at Baltimore
- ✦ Came off the bench toward the end of the third quarter and finished the contest, going 8-for-15 with one interception, plus one carry for eight yards

TRANSACTIONS

- ✦ Signed a one-year contract with Pittsburgh on March 25, 2025
- ✦ Designated a Post June 1 release by N.Y. Jets
- ✦ Signed a three-year contract with N.Y. Jets on July 26, 2023
- ✦ Traded, along with a first-round (15th overall) and fifth-round (170th overall) pick in the 2023 NFL Draft, to N.Y. Jets for a first-round (13th overall), second-round (42nd overall) and sixth-round (207th overall) pick in the 2023 NFL Draft as well as a second-round (41st overall) pick in the 2024 NFL Draft
- ✦ Signed a three-year contract with the Packers on March 8, 2022
- ✦ Signed a four-year contract with Green Bay on Aug. 29, 2018
- ✦ Signed a five-year contract with the Packers on Apr. 26, 2013
- ✦ Signed a six-year contract with Green Bay on Oct. 31, 2008
- ✦ Signed a five-year contract with the Packers on Aug. 4, 2005
- ✦ Drafted by Green Bay in the first round (24th overall) of the 2005 NFL Draft

PERSONAL

- ✦ Attended Pleasant Valley H.S. (Chico, Calif.), where he was a two-time all-section choice (2000-01)
- ✦ Passed for 4,419 combined yards in his junior and senior seasons
- ✦ Set the single-season school record for passing yards his senior year (2,303)
- ✦ Also pitched for his high school baseball team as a senior
- ✦ Given name Aaron Charles Rodgers
- ✦ Born in Chico, California
- ✦ Was a contestant on Celebrity Jeopardy! on an episode that aired in May 2015, defeating Kevin O'Leary from Shark Tank and former astronaut Mark Kelly to win \$50,000 for the Midwest Athletes Against Childhood Cancer (MAACC) Fund
- ✦ In May 2018, received an honorary doctorate of humanities degree from the Medical College of Wisconsin for his commitment to end childhood cancer and blood disorders



COMMUNITY

- ✦ **FTK: FOR THE KIDS:** Putting an end to childhood cancer and blood disorders is a commitment he is extremely passionate about
- ✦ Throughout his career, he has worked closely with the MACC fund and helped grant numerous children's wishes through the Make-A-Wish Foundation
- ✦ To help raise awareness and funding, he used his appearances on national stages to help the MACC Fund raise money and spread awareness
- ✦ His appearance on 'Celebrity Jeopardy!' and on 'Big Fan', his involvement in the 'My Cause My Cleats' campaign, as well as being a finalist for the "Walter Payton Man of the Year" award allowed him to make charitable contributions to, as well as raise awareness for, the MACC Fund
- ✦ In 2018, the Medical College of Wisconsin awarded him an honorary doctorate degree for helping children with cancer and for his involvement in the MACC Fund, contributing to over \$2 million for research
- ✦ **GIVING BACK:** In the midst of the COVID-19 pandemic, he saw businesses all around the country struggling to remain open and knew something had to be done
- ✦ Announced the creation of the Aaron Rodgers COVID-19 Small Business Fund, where he teamed up with the North Valley Community Foundation to help small businesses in Butte County, CA, receive grants to cover rent and/or operation costs
- ✦ With two separate rounds of grant recipients, 159 businesses were given a second chance at success during the tough pandemic restrictions these businesses were facing
- ✦ All of the money he raised while hosting 'Jeopardy!' went towards this fund
- ✦ Aside from his own fund, he donated \$500K to The Barstool Fund, a fund created for donating money to qualifying small businesses that apply for financial relief due to the COVID-19 pandemic
- ✦ **HOMETOWN HELPER:** Following the Camp Fire tragedy in Northern California in 2018, he set out to raise money for the area's immediate needs and long-term recovery efforts
- ✦ The fire burned the city of Paradise to the ground, leaving many residents displaced in his hometown of Chico, CA, and the north state
- ✦ Worked with friends and the mayor of Chico to brainstorm ways to efficiently help his community
- ✦ Teaming up with the North Valley Community Foundation, he donated \$1M to help with recovery and eventual rebuilding of the communities

COLLEGE

- ✦ After leading Butte College to a NorCal Conference championship and a second overall national ranking, went to play at the University of California (2003-04)
- ✦ A two-year starter and letterman for the Golden Bears, he completed 424-of-665 passes (63.8 percent) for 5,469 yards with 43 TDs and 13 interceptions, while playing in 25 games (22 starts)
- ✦ His 150.3 career pass efficiency rating and 1.95 interception percentage are both tops in school history
- ✦ Rushed for 336 yards and eight TDs on 160 carries (2.1 avg.)
- ✦ As a junior in 2004, started all 12 games for the Bears, including the Holiday Bowl vs. Texas Tech
- ✦ Completed 209-of-316 passes (66.1 percent) for 2,566 yards and 24 TDs with eight interceptions
- ✦ Helped the team reach its highest national ranking (No. 4) since 1952, produced its best regular-season record (10-1) in 54 years and recorded the most conference wins (seven) in 55 years
- ✦ Led an offense that ranked first in the conference in passing efficiency (167.39, No. 4 nationally), total offense (494.7 ypg, No. 5), scoring offense (37.3 ppg, No. 6) and rushing offense (260.0 ypg, No. 5)
- ✦ The offense was the second-highest scoring in school history
- ✦ Earned All-Pacific-10 First Team honors and honorable mention All-America recognition from AP, SportsIllustrated.com and College & Pro Football Newsweekly
- ✦ One of 15 players to receive letters from the Heisman Trophy Committee in November, and was named to the watch lists for the Walter Camp Foundation Player of the Year Award, Maxwell Award and Davey O'Brien Award
- ✦ Served as team co-captain and was chosen as Cal's Co-Offensive MVP
- ✦ Finished second in the Pac-10 in passing efficiency (154.4), behind USC's Matt Leinart; the efficiency mark ranked eighth among all NCAA passers in 2004 and was the second-best achievement in Cal annals (164.5, Dave Barr, 1993)
- ✦ Fired three or more TDs four times on the season
- ✦ Completed a single-game school-record 23 consecutive passes at USC to tie a NCAA mark, running his school-record string to 26 straight completions dating back to the previous game at Oregon State
- ✦ Finished 29 of 34 for 85.3 percent against the Trojans, another school record
- ✦ During his one year at Butte College in Oroville, Calif., led the Roadrunners to a 10-1 record, a NorCal Conference championship and a No. 2 national ranking
- ✦ Passed for 2,408 yards and 28 TDs, with only four interceptions, on 164-of-265 passing (61.9 percent)
- ✦ Authored single-game school records for TDs (six) and all-purpose yards (440)
- ✦ Earned third-team All-America mention from J.C. Grid-Wire, in addition to NorCal Conference and region MVP honors

AARON RODGERS' NFL REGULAR SEASON PASSING STATISTICS

DATE	TEAM	GP	GS	ATT.	CMP.	PCT.	YDS	AVG.	TD	INT.	LG	SK	LST	RATE
2005	Packers	3	0	16	9	56.3	65	4.1	0	1	16	3	28	39.8
2006	Packers	2	0	15	6	40.0	46	3.1	0	0	16	3	18	48.2
2007	Packers	2	0	28	20	71.4	218	7.8	1	0	43	3	24	106.0
2008	Packers	16	16	536	341	63.6	4,038	7.5	28	13	71t	34	231	93.8
2009	Packers	16	16	541	350	64.7	4,434	8.2	30	7	83t	50	306	103.2
2010	Packers	15	15	475	312	65.7	3,922	8.3	28	11	86t	31	193	101.2
2011	Packers	15	15	502	343	68.3	4,643	9.2	45	6	93t	36	219	122.5
2012	Packers	16	16	552	371	67.2	4,295	7.8	39	8	73	51	293	108.0
2013	Packers	9	9	290	193	66.6	2,536	8.7	17	6	83t	21	117	104.9
2014	Packers	16	16	520	341	65.6	4,381	8.4	38	5	80t	28	174	112.2
2015	Packers	16	16	572	347	60.7	3,821	6.7	31	8	65t	46	314	92.7
2016	Packers	16	16	610	401	65.7	4,428	7.3	40	7	66t	35	246	104.2
2017	Packers	7	7	238	154	64.7	1,675	7.0	16	6	72	22	168	97.2
2018	Packers	16	16	597	372	62.3	4,442	7.4	25	2	75t	49	353	97.6
2019	Packers	16	16	569	353	62.0	4,002	7.0	26	4	74t	36	284	95.4
2020	Packers	16	16	526	372	70.7	4,299	8.2	48	5	78t	20	182	121.5
2021	Packers	16	16	531	366	68.9	4,115	7.7	37	4	75t	30	188	111.9
2022	Packers	17	17	542	350	64.6	3,695	6.8	26	12	58t	32	258	91.1
2023	Jets	1	1	1	0	0.0	0	0.0	0	0	0	1	10	39.6
2024	Jets	17	17	584	368	63.0	3,897	6.7	28	11	71t	40	302	90.5
TOTALS		248	241	8,245	5,369	65.1	62,952	7.6	503	116	93T	571	3,908	102.6



AARON RODGERS' NFL POSTSEASON PASSING STATISTICS

DATE	TEAM	GP	GS	ATT.	CMP.	PCT.	YDS	AVG.	TD	INT.	LG	SK	LST	RATE
2007	Packers	1	0	0	0	0.0	0	0.0	0	0	0	0	0	0.0
2009	Packers	1	1	42	28	66.7	423	10.1	4	1	44	5	19	121.4
2010	Packers	4	4	132	90	68.2	1,094	8.3	9	2	38	8	53	109.8
2011	Packers	1	1	46	26	56.5	264	5.7	2	1	21	4	23	78.5
2012	Packers	2	2	72	49	68.1	531	7.4	3	1	44	4	33	97.6
2013	Packers	1	1	26	17	65.4	177	6.8	1	0	26	4	20	97.8
2014	Packers	2	2	69	43	62.3	494	7.2	4	2	46t	3	26	91.1
2015	Packers	2	2	80	45	56.3	471	5.9	4	1	60	2	15	84.9
2016	Packers	3	3	128	80	62.5	1,004	7.8	9	2	42t	10	79	103.8
2019	Packers	2	2	66	47	71.2	569	8.6	4	2	65	5	38	104.9
2020	Packers	2	2	84	56	66.7	642	7.6	5	1	58t	5	32	104.4
2021	Packers	1	1	29	20	69.0	225	7.8	0	0	75	5	29	91.9
TOTALS		22	21	774	501	64.7	5,894	7.6	45	13	75	55	367	100.1

AARON RODGERS' NFL REGULAR SEASON RUSHING STATISTICS

DATE	TEAM	NO.	YDS.	AVG.	LG	TD
2005	Packers	2	7	3.5	8	0
2006	Packers	2	11	5.5	6	0
2007	Packers	7	29	4.1	13	0
2008	Packers	56	207	3.7	21	4
2009	Packers	58	316	5.4	35	5
2010	Packers	64	356	5.6	27	4
2011	Packers	60	257	4.3	25	3
2012	Packers	54	259	4.8	27t	2
2013	Packers	30	120	4.0	18	0
2014	Packers	43	269	6.3	19	2
2015	Packers	58	344	5.9	18	1
2016	Packers	67	369	5.5	23	4
2017	Packers	24	126	5.3	18	0
2018	Packers	43	269	6.3	23	2
2019	Packers	46	183	4.0	17	1
2020	Packers	38	149	3.9	14	3
2021	Packers	33	101	3.1	18	3
2022	Packers	34	94	2.8	18	1
2023	Jets	0	0	0.0	0	0
2024	Jets	22	107	4.9	18	0
TOTALS		741	3,573	4.8	35	35

AARON RODGERS' NFL POSTSEASON RUSHING STATISTICS

DATE	TEAM	NO.	YDS.	AVG.	LG	TD
2007	Packers	0	0	0.0	0	0
2009	Packers	3	13	4.3	13	1
2010	Packers	14	54	3.9	25	2
2011	Packers	7	66	9.4	16	0
2012	Packers	5	40	8.0	17	0
2013	Packers	2	11	5.5	9	0
2014	Packers	4	8	2.0	12	0
2015	Packers	3	20	6.7	19	0
2016	Packers	8	62	7.8	28	0
2019	Packers	6	14	2.3	14	0
2020	Packers	4	-3	-0.8	1t	1
2021	Packers	0	0	0.0	0	0
TOTALS		56	285	5.1	28	4

AARON RODGERS' NFL REGULAR SEASON PASSING/RUSHING STATISTICS

DATE	TEAM	GP	GS	PASSING										RUSHING					
				ATT.	CMP.	PCT.	YDS	AVG.	TD	INT.	LG	SK	LST	RATE	NO.	YDS.	AVG.	LG	TD
2005	Packers	3	0	16	9	56.3	65	4.1	0	1	16	3	28	39.8	2	7	3.5	8	0
2006	Packers	2	0	15	6	40.0	46	3.1	0	0	16	3	18	48.2	2	11	5.5	6	0
2007	Packers	2	0	28	20	71.4	218	7.8	1	0	43	3	24	106.0	7	29	4.1	13	0
2008	Packers	16	16	536	341	63.6	4,038	7.5	28	13	71t	34	231	93.8	56	207	3.7	21	4
2009	Packers	16	16	541	350	64.7	4,434	8.2	30	7	83t	50	306	103.2	58	316	5.4	35	5
2010	Packers	15	15	475	312	65.7	3,922	8.3	28	11	86t	31	193	101.2	64	356	5.6	27	4
2011	Packers	15	15	502	343	68.3	4,643	9.2	45	6	93t	36	219	122.5	60	257	4.3	25	3
2012	Packers	16	16	552	371	67.2	4,295	7.8	39	8	73	51	293	108.0	54	259	4.8	27t	2
2013	Packers	9	9	290	193	66.6	2,536	8.7	17	6	83t	21	117	104.9	30	120	4.0	18	0
2014	Packers	16	16	520	341	65.6	4,381	8.4	38	5	80t	28	174	112.2	43	269	6.3	19	2
2015	Packers	16	16	572	347	60.7	3,821	6.7	31	8	65t	46	314	92.7	58	344	5.9	18	1
2016	Packers	16	16	610	401	65.7	4,428	7.3	40	7	66t	35	246	104.2	67	369	5.5	23	4
2017	Packers	7	7	238	154	64.7	1,675	7.0	16	6	72	22	168	97.2	24	126	5.3	18	0
2018	Packers	16	16	597	372	62.3	4,442	7.4	25	2	75t	49	353	97.6	43	269	6.3	23	2
2019	Packers	16	16	569	353	62.0	4,002	7.0	26	4	74t	36	284	95.4	46	183	4.0	17	1
2020	Packers	16	16	526	372	70.7	4,299	8.2	48	5	78t	20	182	121.5	38	149	3.9	14	3
2021	Packers	16	16	531	366	68.9	4,115	7.7	37	4	75t	30	188	111.9	33	101	3.1	18	3
2022	Packers	17	17	542	350	64.6	3,695	6.8	26	12	58t	32	258	91.1	34	94	2.8	18	1
2023	Jets	1	1	1	0	0.0	0	0.0	0	0	1	10	39.6	0	0	0.0	0	0	0
2024	Jets	17	17	584	368	63.0	3,897	6.7	28	11	71t	40	302	90.5	22	107	4.9	18	0
TOTALS		248	241	8,245	5,369	65.1	62,952	7.6	503	116	93T	571	3,908	102.6	741	3,573	4.8	35	35



AARON RODGERS' NFL POSTSEASON PASSING/RUSHING STATISTICS

DATE	TEAM	GP	GS	PASSING										RUSHING					
				ATT.	CMP.	PCT.	YDS	AVG.	TD	INT.	LG	SK	LST	RATE	NO.	YDS.	AVG.	LG	TD
2007	Packers	1	0	0	0	0.0	0	0.0	0	0	0	0	0	0.0	0	0	0.0	0	0
2009	Packers	1	1	42	28	66.7	423	10.1	4	1	44	5	19	121.4	3	13	4.3	13	1
2010	Packers	4	4	132	90	68.2	1,094	8.3	9	2	38	8	53	109.8	14	54	3.9	25	2
2011	Packers	1	1	46	26	56.5	264	5.7	2	1	21	4	23	78.5	7	66	9.4	16	0
2012	Packers	2	2	72	49	68.1	531	7.4	3	1	44	4	33	97.6	5	40	8.0	17	0
2013	Packers	1	1	26	17	65.4	177	6.8	1	0	26	4	20	97.8	2	11	5.5	9	0
2014	Packers	2	2	69	43	62.3	494	7.2	4	2	46	3	26	91.1	4	8	2.0	12	0
2015	Packers	2	2	80	45	56.3	471	5.9	4	1	60	2	15	84.9	3	20	6.7	19	0
2016	Packers	3	3	128	80	62.5	1,004	7.8	9	2	42	10	79	103.8	8	62	7.8	28	0
2019	Packers	2	2	66	47	71.2	569	8.6	4	2	65	5	38	104.9	6	14	2.3	14	0
2020	Packers	2	2	84	56	66.7	642	7.6	5	1	58	5	32	104.4	4	-3	-0.8	1	1
2021	Packers	1	1	29	20	69.0	225	7.8	0	0	75	5	29	91.9	0	0	0.0	0	0
TOTALS		22	21	774	501	64.7	5,894	7.6	45	13	75	55	367	100.1	56	285	5.1	28	4

SINGLE-GAME HIGHS: QUARTERBACK

Pass Attempts	61 vs. Detroit Lions, Nov 15, 2015 56 vs. Chicago Bears, Oct 20, 2016 39 vs. Chicago Bears, Oct 20, 2016 37 at New York Jets, Dec 23, 2018	Passer Rating	158.3 vs. Oakland Raiders, Oct 20, 2019 155.4 at Cleveland Browns, Oct 25, 2009
Pass Completions	37 at New York Jets, Dec 23, 2018	Rush Attempts	12 at Atlanta Falcons, Nov 28, 2010 10 at Detroit Lions, Jan 01, 2017
Yards Passing	480 vs. Washington Redskins, Sep 15, 2013 442 at New York Jets, Dec 23, 2018 ...1 more at 442.	Rushing Yards	60 at Atlanta Falcons, Oct 30, 2016 57 at Indianapolis Colts, Oct 07, 2012
TD Passes	6 vs. Chicago Bears, Nov 09, 2014 6 at Houston Texans, Oct 14, 2012	Rushing Average	6.5 at San Diego Chargers, Nov 06, 2011 4.9 vs. St. Louis Rams, Oct 11, 2015 ...1 more at 4.9.
Long Passes	93t vs. St. Louis Rams, Oct 16, 2011 86t vs. Miami Dolphins, Oct 17, 2010	Longest Runs	35 vs. Minnesota Vikings, Nov 01, 2009 27t vs. Detroit Lions, Dec 09, 2012 ...1 more at 27.
Completion Percentage	86.4 vs. Carolina Panthers, Oct 19, 2014 84.0 vs. Tennessee Titans, Dec 27, 2020	Rushing TDs	2 at New York Jets, Dec 23, 2018 2 vs. Denver Broncos, Oct 02, 2011

SINGLE-GAME HIGHS - POSTSEASON: QUARTERBACK

Pass Attempts	48 vs. Tampa Bay Buccaneers, Jan 24, 2021 46 vs. New York Giants, Jan 15, 2012 45 at Atlanta Falcons, Jan 22, 2017 44 at Arizona Cardinals, Jan 16, 2016 43 at Dallas Cowboys, Jan 15, 2017	Passer Rating	136.8 at Atlanta Falcons, Jan 15, 2011 125.4 vs. Dallas Cowboys, Jan 11, 2015 125.2 vs. New York Giants, Jan 08, 2017 122.5 at Philadelphia Eagles, Jan 09, 2011 121.4 at Arizona Cardinals, Jan 10, 2010
Pass Completions	33 vs. Tampa Bay Buccaneers, Jan 24, 2021 31 at San Francisco 49ers, Jan 19, 2020 31 at Atlanta Falcons, Jan 15, 2011 28 at Dallas Cowboys, Jan 15, 2017 28 at Arizona Cardinals, Jan 10, 2010	Rush Attempts	7 vs. New York Giants, Jan 15, 2012 7 at Chicago Bears, Jan 23, 2011 5 vs. Seattle Seahawks, Jan 12, 2020 4 vs. Los Angeles Rams, Jan 16, 2021 4 at Atlanta Falcons, Jan 22, 2017
Yards Passing	423 at Arizona Cardinals, Jan 10, 2010 366 at Atlanta Falcons, Jan 15, 2011 362 vs. New York Giants, Jan 08, 2017 355 at Dallas Cowboys, Jan 15, 2017 346 vs. Tampa Bay Buccaneers, Jan 24, 2021	Rushing Yards	66 vs. New York Giants, Jan 15, 2012 46 at Atlanta Falcons, Jan 22, 2017 39 at Chicago Bears, Jan 23, 2011 28 at San Francisco 49ers, Jan 12, 2013 21 at Arizona Cardinals, Jan 16, 2016
TD Passes	4 vs. New York Giants, Jan 08, 2017 4 at Arizona Cardinals, Jan 10, 2010 3 vs. Tampa Bay Buccaneers, Jan 24, 2021 3 at Atlanta Falcons, Jan 22, 2017 ...4 more at 3.	Rushing Average	9.4 vs. New York Giants, Jan 15, 2012 5.6 at Chicago Bears, Jan 23, 2011
Long Passes	75 vs. San Francisco 49ers, Jan 22, 2022 65 at San Francisco 49ers, Jan 19, 2020 60 at Arizona Cardinals, Jan 16, 2016 58t vs. Los Angeles Rams, Jan 16, 2021 50t vs. Tampa Bay Buccaneers, Jan 24, 2021	Longest Runs	28 at Atlanta Falcons, Jan 22, 2017 25 at Chicago Bears, Jan 23, 2011 19 at Arizona Cardinals, Jan 16, 2016 17 at San Francisco 49ers, Jan 12, 2013 16 vs. New York Giants, Jan 15, 2012
Completion Percentage	86.1 at Atlanta Falcons, Jan 15, 2011 79.5 at San Francisco 49ers, Jan 19, 2020 69.7 vs. Minnesota Vikings, Jan 05, 2013 69.0 vs. San Francisco 49ers, Jan 22, 2022 68.8 vs. Tampa Bay Buccaneers, Jan 24, 2021	Rushing TDs	1 vs. Los Angeles Rams, Jan 16, 2021 1 at Chicago Bears, Jan 23, 2011 1 at Atlanta Falcons, Jan 15, 2011 ...1 more at 1.



300-YARD PASSING GAMES (70): REGULAR SEASON

DATE	TEAM	NO.	YDS.	AVG.	LG	TD
09/14/08	at Lions	24	328	13.7	62	3
10/05/08	FALCONS	25	313	12.5	44t	3
11/02/08	at Titans	22	314	14.3	52	1
12/28/08	LIONS	21	308	14.7	71t	3
10/05/09	at Vikings	26	384	14.8	62t	2
10/18/09	LIONS	29	358	12.3	47t	2
11/22/09	49ERS	32	344	10.8	64t	2
11/26/09	at Lions	28	348	12.4	68	3
12/20/09	at Steelers	26	383	14.7	83t	3
09/27/10	at Bears	34	316	9.3	28	1
10/17/10	DOLPHINS	18	313	17.4	86t	1
11/21/10	at Vikings	22	301	13.7	47	4
11/28/10	at Falcons	26	344	13.2	35	1
12/26/10	GIANTS	25	404	16.2	80t	4
09/08/11	SAINTS	27	312	11.6	36	3
09/18/11	at Panthers	19	308	16.2	84t	2
10/02/11	BRONCOS	29	408	14.1	61	4
10/09/11	at Falcons	26	396	15.2	70t	2
10/16/11	RAMS	18	316	17.6	93t	3
10/23/11	at Vikings	24	335	14.0	79t	3
11/24/11	at Lions	22	307	14.0	65t	2
12/04/11	at Giants	28	369	13.2	33	4
09/09/12	49ERS	30	303	10.1	49	2
09/30/12	SAINTS	31	319	10.3	20	4
10/14/12	at Texans	24	338	14.1	48t	6
10/21/12	at Rams	30	342	11.4	52	3
12/23/12	TITANS	27	342	12.7	34	3
12/30/12	at Vikings	28	365	13.0	73	4
09/08/13	at 49ers	21	333	15.9	38	3
09/15/13	COMMANDERS	34	480	14.1	57	4
10/13/13	at Ravens	17	315	18.5	64t	1
12/29/13	at Bears	25	318	12.7	48t	2
09/14/14	JETS	25	346	13.8	80t	3
09/28/14	at Bears	22	302	13.7	46	4
10/26/14	at Saints	28	418	14.9	70t	1
11/09/14	BEARS	18	315	17.5	73t	6
11/16/14	EAGLES	22	341	15.5	64	3
11/30/14	PATRIOTS	24	368	15.3	45t	2
12/08/14	FALCONS	24	327	13.6	60t	3
12/21/14	at Buccaneers	31	318	10.3	30	1
09/28/15	CHIEFS	24	333	13.9	52	5
11/08/15	at Panthers	25	369	14.8	53t	4
11/15/15	LIONS	35	333	9.5	32	2
10/20/16	BEARS	39	326	8.4	25	3
11/13/16	at Titans	31	371	12.0	46	2
11/20/16	at Commanders	26	351	13.5	47	3
11/28/16	at Eagles	30	313	10.4	50	2
12/24/16	VIKINGS	28	347	12.4	48	4
01/01/17	at Lions	27	300	11.1	39	4
09/10/17	SEAHAWKS	28	311	11.1	32t	1
09/17/17	at Falcons	33	343	10.4	33t	2
09/24/17	BENGALS	28	313	11.2	72	3
10/07/18	at Lions	32	442	13.8	54	3
10/15/18	49ERS	25	425	17.0	60	2
11/15/18	at Seahawks	21	332	15.8	57	2
12/23/18	at Jets	37	442	11.9	49t	2
09/26/19	EAGLES	34	422	12.4	58	2
10/20/19	RAIDERS	25	429	17.2	74t	5
10/27/19	at Chiefs	23	305	13.3	67t	3
12/29/19	at Lions	27	323	12.0	33	2
09/13/20	at Vikings	32	364	11.4	45t	4
10/05/20	FALCONS	27	327	12.1	29	4
11/05/20	at 49ers	25	305	12.2	52t	4
11/15/20	JAGUARS	24	325	13.5	78t	2
11/22/20	at Colts	27	311	11.5	47	3
10/10/21	at Bengals	27	344	12.7	59	2
11/21/21	at Vikings	23	385	16.7	75t	4
11/28/21	RAMS	28	307	11.0	54	2
12/12/21	BEARS	29	341	11.8	38t	4
12/08/24	at Dolphins	27	339	12.6	42	1

300-YARD PASSING GAMES (8): POSTSEASON

DATE	TEAM	NO.	YDS.	AVG.	LG	TD
01/10/10	at Cardinals	28	423	15.1	44	4
01/15/11	at Falcons	31	366	11.8	34	3
02/06/11	STEELERS	24	304	12.7	38	3
01/11/15	COWBOYS	24	316	13.2	46t	3
01/08/17	GIANTS	25	362	14.5	42t	4
01/15/17	at Cowboys	28	355	12.7	35	2
01/19/20	at 49ers	31	326	10.5	65	2
01/24/21	BUCCANEERS	33	346	10.5	50t	3

2024 GAME-BY-GAME REGULAR-SEASON STATISTICS (JETS)

DATE	OPPONENT	P/S	PASSING													RUSHING				W/L	SCORE
			ATT	CMP	YDS	PCT	Y/A	Y/C	TD	INT	LG	SK/YD	RATE	ATT	YDS	LG	TD				
09/09	at 49ers	S	21	13	167	61.9	8.0	12.8	1	1	36t	1/5	82.8	1	-1	-1	0	L	19-32		
09/15	at Titans	S	30	18	176	60.0	5.9	9.8	2	0	26t	2/12	98.7	2	1	2	0	W	24-17		
09/19	Patriots	S	35	27	281	77.1	8.0	10.4	2	0	27	2/14	118.9	3	18	11	0	W	24-3		
09/29	Broncos	S	42	24	225	57.1	5.4	9.4	0	0	25	5/41	72.0	5	26	14	0	L	9-10		
10/06	at Vikings	S	54	29	244	53.7	4.5	8.4	2	3	25	3/26	54.9	0	0	0	0	L	17-23		
10/14	Bills	S	35	23	294	65.7	8.4	12.8	2	1	52t	3/22	99.0	0	0	0	0	L	20-23		
10/20	at Steelers	S	39	24	276	61.5	7.1	11.5	1	2	57	1/7	70.0	0	0	0	0	L	15-37		
10/27	at Patriots	S	28	17	233	60.7	8.3	13.7	2	0	35	1/9	111.2	0	0	0	0	L	22-25		
10/31	Texans	S	32	22	211	68.8	6.6	9.6	3	0	37t	2/18	118.1	1	-1	-1	0	W	21-13		
11/10	at Cardinals	S	35	22	151	62.9	4.3	6.9	0	0	15	3/23	72.4	0	0	0	0	L	6-31		
11/17	Colts	S	29	22	184	75.9	6.3	8.4	2	0	29t	3/22	114.7	1	7	7	0	L	27-28		
12/01	Seahawks	S	39	21	185	53.8	4.7	8.8	2	1	24	2/16	73.1	2	6	7	0	L	21-26		
12/08	at Dolphins	S	39	27	339	69.2	8.7	12.6	1	0	42	3/20	104.5	0	0	0	0	L	26-32+		
12/15	at Jaguars	S	30	16	289	53.3	9.6	18.1	3	0	71t	1/14	120.0	6	45	18	0	W	32-25+		
12/22	Rams	S	42	28	256	66.7	6.1	9.1	1	0	20	1/10	91.0	1	6	6	0	L	9-19		
12/29	at Bills	S	18	12	112	66.7	6.2	9.3	0	2	28	4/26	44.0	0	0	0	0	L	14-40		
01/05	Dolphins	S	36	23	274	63.9	7.6	11.9	4	1	43	3/17	112.5	0	0	0	0	W	32-20		
2024 TOTALS		17-17	584	368	3,897	63.0	6.7	10.6	28	11	71T	40/302	90.5	22	107	18	0	5-12			

+ - Overtime

2023 GAME-BY-GAME REGULAR-SEASON STATISTICS (JETS)

DATE	OPPONENT	P/S	PASSING													RUSHING				W/L	SCORE
			ATT	CMP	YDS	PCT	Y/A	Y/C	TD	INT	LG	SK/YD	RATE	ATT	YDS	LG	TD				
09/11	Bills	S	1	0	0	0.0	0.0	0.0	0	0	0	0/0	0.0	1/10	39.6	0	0	0	0	W	22-16+
09/17	at Cowboys																			L	10-30
09/24	Patriots																			L	10-15
10/01	Chiefs																			L	20-23
10/08	at Broncos																			W	31-21
10/15	Eagles																			W	20-14
10/29	at Giants																			W	13-10+
11/06	Chargers	S																		L	6-27
11/12	at Raiders																			L	12-16
11/19	at Bills																			L	6-32
11/24	Dolphins																			L	13-34
12/03	Falcons																			L	8-13
12/10	Texans																			W	30-6
12/17	at Dolphins																			L	0-30
12/24	Commanders																			W	30-28
12/28	at Browns																			L	20-37
01/07	at Patriots																			W	17-3
2023 TOTALS		1-1	1	0	0	0.0	0.0	0.0	0	0	0	0/0	0.0	1/10	39.6	0	0	0	0	7-10	

+ - Overtime

2022 GAME-BY-GAME REGULAR-SEASON STATISTICS (PACKERS)

DATE	OPPONENT	P/S	PASSING													RUSHING				W/L	SCORE
			ATT	CMP	YDS	PCT	Y/A	Y/C	TD	INT	LG	SK/YD	RATE	ATT	YDS	LG	TD				
09/11	at Vikings	S	34	22	195	64.7	5.7	8.9	0	1	23	4/33	67.6	1	-1	-1	0	L	7-23		
09/18	Bears	S	25	19	234	76.0	9.4	12.3	2	0	55	3/23	121.1	5	10	7	0	W	27-10		
09/25	at Buccaneers	S	35	27	255	77.1	7.3	9.4	2	1	40	1/7	103.9	1	-1	-1	0	W	14-12		
10/02	Patriots	S	35	21	251	60.0	7.2	12.0	2	1	32	1/7	89.1	1	1	1	0	W	27-24+		
10/09	Giants	S	39	25	222	64.1	5.7	8.9	2	0	35	2/15	96.3	0	0	0	0	L	22-27		
10/16	Jets	S	41	26	246	63.4	6.0	9.5	1	0	35	4/36	88.1	1	0	0	0	L	10-27		
10/23	at Commanders	S	35	23	194	65.7	5.5	8.4	2	0	28	0/0	99.0	0	0	0	0	L	21-23		
10/30	at Bills	S	30	19	203	63.3	6.8	10.7	2	1	37t	2/13	91.4	1	11	11	0	L	17-27		
11/06	at Lions	S	43	23	291	53.5	6.8	12.7	1	3	47	1/8	53.5	4	40	18	0	L	9-15		
11/13	Cowboys	S	20	14	224	70.0	11.2	16.0	3	0	58t	2/16	146.7	2	4	7	0	W	31-28+		
11/17	Titans	S	39	24	227	61.5	5.8	9.5	2	0	28	1/12	94.7	0	0	0	0	L	17-27		
11/27	at Eagles	S	16	11	140	68.8	8.8	12.7	2	2	30	3/17	95.8	1	-1	-1	0	L	33-40		
12/04	at Bears	S	31	18	182	58.1	5.9	10.1	1	0	21	0/0	85.7	3	4	6	0	W	28-19		
12/19	Rams	S	30	22	229	73.3	7.6	10.4	1	1	25	3/22	92.2	3	-3	-1	0	W	24-12		
12/25	at Dolphins	S	38	24	238	63.2	6.3	9.9	1	1	42	2/16	78.6	7	18	12	0	W	26-20		
01/01	Vikings	S	24	15	159	62.5	6.6	10.6	1	0	24	1/16	95.7	1	2	2t	1	W	41-17		
01/08	Lions	S	27	17	205	63.0	7.6	12.1	1	1	45	2/17	83.1	3	10	6	0	L	16-20		
2022 TOTALS		17-17	542	350	3,695	64.6	6.8	10.6	26	12	58T	32/258	91.1	34	94	18	1	8-9			

+ - Overtime

2013 GAME-BY-GAME POSTSEASON STATISTICS (PACKERS)

DATE	OPPONENT	P/S	PASSING											RUSHING				W/L	SCORE
			ATT	CMP	YDS	PCT	Y/A	Y/C	TD	INT	LG	SK/YD	RATE	ATT	YDS	LG	TD		
01/05	49ers	S	26	17	177	65.4	6.8	10.4	1	0	26	4/20	97.8	2	11	9	0	L	20-23
2013 TOTALS		1-1	26	17	177	65.4	6.8	10.4	1	0	26	4/20	97.8	2	11	9	0	0-1	

2012 GAME-BY-GAME POSTSEASON STATISTICS (PACKERS)

DATE	OPPONENT	P/S	PASSING											RUSHING				W/L	SCORE
			ATT	CMP	YDS	PCT	Y/A	Y/C	TD	INT	LG	SK/YD	RATE	ATT	YDS	LG	TD		
01/05	Vikings	S	33	23	274	69.7	8.3	11.9	1	0	32	3/24	104.9	2	12	10	0	W	24-10
01/12	at 49ers	S	39	26	257	66.7	6.6	9.9	2	1	44	1/9	91.5	3	28	17	0	L	31-45
2012 TOTALS		2-2	72	49	531	68.1	7.4	10.8	3	1	44	4/33	97.6	5	40	17	0	1-1	

2011 GAME-BY-GAME POSTSEASON STATISTICS (PACKERS)

DATE	OPPONENT	P/S	PASSING											RUSHING				W/L	SCORE
			ATT	CMP	YDS	PCT	Y/A	Y/C	TD	INT	LG	SK/YD	RATE	ATT	YDS	LG	TD		
01/15	Giants	S	46	26	264	56.5	5.7	10.2	2	1	21	4/23	78.5	7	66	16	0	L	20-37
2011 TOTALS		1-1	46	26	264	56.5	5.7	10.2	2	1	21	4/23	78.5	7	66	16	0	0-1	

2010 GAME-BY-GAME POSTSEASON STATISTICS (PACKERS)

DATE	OPPONENT	P/S	PASSING											RUSHING				W/L	SCORE
			ATT	CMP	YDS	PCT	Y/A	Y/C	TD	INT	LG	SK/YD	RATE	ATT	YDS	LG	TD		
01/09	at Eagles	S	27	18	180	66.7	6.7	10.0	3	0	20	2/9	122.5	3	4	8	0	W	21-16
01/15	at Falcons	S	36	31	366	86.1	10.2	11.8	3	0	34	2/20	136.8	2	13	7t	1	W	48-21
01/23	at Bears	S	30	17	244	56.7	8.1	14.4	0	2	26	1/8	55.4	7	39	25	1	W	21-14
02/06	Steelers	S	39	24	304	61.5	7.8	12.7	3	0	38	3/16	111.5	2	-2	-1	0	W	31-25
2010 TOTALS		4-4	132	90	1,094	68.2	8.3	12.2	9	2	38	8/53	109.8	14	54	25	2	4-0	

2009 GAME-BY-GAME POSTSEASON STATISTICS (PACKERS)


DATE	OPPONENT	P/S	PASSING											RUSHING				W/L	SCORE
			ATT	CMP	YDS	PCT	Y/A	Y/C	TD	INT	LG	SK/YD	RATE	ATT	YDS	LG	TD		
01/10	at Cardinals	S	42	28	423	66.7	10.1	15.1	4	1	44	5/19	121.4	3	13	13	1	L	45-51+
2009 TOTALS		1-1	42	28	423	66.7	10.1	15.1	4	1	44	5/19	121.4	3	13	13	1	0-1	

+ - Overtime

2007 GAME-BY-GAME POSTSEASON STATISTICS (PACKERS)

DATE	OPPONENT	P/S	PASSING											RUSHING				W/L	SCORE
			ATT	CMP	YDS	PCT	Y/A	Y/C	TD	INT	LG	SK/YD	RATE	ATT	YDS	LG	TD		
01/12	Seahawks	P	0	0	0	0.0	0.0	0.0	0	0	0	0/0	0.0	0	0	0	0	W	42-20
01/20	Giants		DID NOT PLAY (NON-INJURY)															L	20-23+
2007 TOTALS		1-0	0	0	0	0.0	0.0	0.0	0	0	0	0/0	0.0	0	0	0	0	1-1	

+ - Overtime



MASON RUDOLPH

QB
HEIGHT: 6-5
WEIGHT: 235
BORN: June 17, 1995
COLLEGE: Oklahoma State

HOW ACQUIRED: FA '25
NFL EXPERIENCE: 8th year
BIRTHPLACE: Rock Hill, SC



PRO CAREER

- ✦ Career regular-season record as a starter: 9-8-1 (.528): 5-3 (.625) in '19, 0-1 (.000) in '20, 0-0-1 (.500) in '21, 3-0 (1.000) in '23 and 1-4 (.200) in '24
- ✦ Has played in 29 regular-season games (18 starts) over his six-year NFL career (Pittsburgh 2018-23, Tennessee 2024)
- ✦ Has completed 437-of-686 passes (63.7 percent) for 4,615 yards and 28 TDs in his career
- ✦ Set franchise records for a QB in first career home start (9/30/19 vs Cincinnati) in completions (24), completion percentage (85.7), and QB rating (124.6)
- ✦ Set single-game career high in passing yards (315) at Cleveland in Week 17 of 2020 (1/3/21)
- ✦ Set single-game career high in pass attempts (50) vs. Detroit in Week 10 of 2021 (11/14/21)
- ✦ Set single-game career high in completions (30) vs. Detroit in Week 10 of 2021 (11/14/21)
- ✦ Has registered nine multi-TD passing games
- ✦ Led the Steelers to three consecutive wins to close the 2023 regular season, including a pair of road wins at Seattle and Baltimore
- ✦ Completed 18-of-20 passes (90 percent) for 152 yards, one TD and a 115.0 rating at Baltimore in Week 18 of 2023
- ✦ His 90.0 completion percentage is the best in single-game franchise history (min. 20 pass attempts)
- ✦ Has two of the top four best completion percentage games in franchise history (24-28, 85.7, 09/30/2019 vs. Cincinnati)
- ✦ First quarterback in NFL history to register his first two career wins on Monday Night Football
- ✦ Third quarterback since the 1970 NFL-AFL merger to record a passer rating of at least 81.4 and throw a TD in each of his first seven career starts
- ✦ Fifth quarterback since the 1970 NFL-AFL merger to throw a TD in each of his first eight career games (Jay Cutler, Mike Glennon, Oliver Luck and Mark Rypien)
- ✦ Made NFL debut in Week 2 of 2019 (vs. Seattle)
- ✦ Made NFL starting debut in Week 3 of 2019 (at San Francisco)

2024 (TITANS)

- ✦ Played in eight regular-season games (five starts)
- ✦ Recorded 1,530 yards on 146-of-228 passing (64.0%) with nine TDs (80.1 rtg.)
- ✦ Rushed 25 times for a career-best 106 yards with a rushing TD
- ✦ Did not play as the backup quarterback in nine contests
- ✦ Made first start of the season in Week 7 at Buffalo and completed 25-of-40 passes for 215 yards with a TD and interception
- ✦ Completed 20-of-33 passes for 240 yards with two TDs and one interception for a 90.5 passer rating in Week 9 vs. New England
- ✦ Registered third career gamewinning drive and his first as a member of the Titans
- ✦ Converted a third-and-five with a 14-yard connection to Calvin Ridley during the Titans' gamewinning scoring drive in overtime
- ✦ Entered the game in the third quarter in Week 15 vs. Cincinnati and completed 21-of-26 passes for 209 yards with two TDs and an interception for a 109.8 passer rating

2023 (STEELERS)

- ✦ Played in four regular-season games (three starts)
- ✦ Recorded 719 yards on 55-of-74 passing (74.3%) with three TDs and no interceptions (118.0 rtg.)
- ✦ Led the Steelers to three consecutive wins to close the regular season, including a pair of road wins at Seattle and Baltimore
- ✦ Pittsburgh has closed the regular season with a win streak of at least three games on 13 occasions since the 1970 NFL-NFL merger
- ✦ In his three starts vs. Cincinnati, at Seattle and at Baltimore: 55-of-74 (74.3%), 719 yards passing, three TDs, no interceptions, 118.0 passer rating and 9.7 pass yards/attempt
- ✦ All three of his TD passes went for at least 60 yards
- ✦ His three 60+ yard TD passes are the second-most in the NFL for the entire season (Tua Tagovailoa had four in 17 games)
- ✦ Completed 18-of-20 passes (90 percent) for 152 yards, one TD and a 115.0 rating at Baltimore in Week 18
- ✦ Threw a 71-yard TD pass that gave the Steelers a 14-7 lead with 14:49 left in the fourth quarter
- ✦ His 90.0 completion percentage is the best in single-game franchise history (min. 20 pass attempts)
- ✦ One of three quarterbacks to go undefeated in December and January with at least three starts
- ✦ His passer rating (118.0) was the best in the NFL in December and January
- ✦ His completion percentage (74.3%) was the second-best in the NFL in December and January
- ✦ His pass yards/attempt (9.7 avg.) was the second-best in the NFL in the NFL in December and January
- ✦ Completed 18-of-24 passes (75 percent) for 274 yards and a 112.2 rating in Week 17 at Seattle
- ✦ Averaged 11.4 pass yards/attempt at Seattle in Week 17 – highest by a Pittsburgh quarterback (min. 20 att.), since Ben Roethlisberger in Week 10 of 2018 (13.1 pass yards/attempt vs. Carolina)
- ✦ Recorded 10.0 pass yards/attempt or higher in consecutive games (min. 20 att.) – first Steelers quarterback to accomplish the feat since Ben Roethlisberger in 2010, and third in franchise history (Terry Bradshaw in 1982)
- ✦ First Steelers signal caller to throw for 270 or more yards in consecutive games since Ben Roethlisberger in Weeks 2 and 3 of 2021
- ✦ First Pittsburgh quarterback to record a passer rating of 112.0 or higher in back-to-back games since Ben Roethlisberger in Weeks 5 and 6 of 2016
- ✦ Completed 17-of-27 passes (63 percent) for 290 yards, two TDs, no interceptions and a 124.0 rating in Week 16 vs. Cincinnati
- ✦ Threw an 86-yard TD pass to WR George Pickens that gave the Steelers a 7-0 lead with 10:45 left in the first quarter
- ✦ Threw a 66-yard TD pass to Pickens that gave the Steelers a 31-8 lead with 9:38 left in the third quarter
- ✦ First Steelers QB to pass for 250 or more yards and two or more TDs in a game since Ben Roethlisberger in 2021
- ✦ His 86-yard TD pass to Pickens was the longest of Rudolph's career and the TD reception was the longest of Pickens' career
- ✦ Longest pass play of the season for the Steelers and longest since Week 12 of 2018 at Denver when Ben Roethlisberger connected with JuJu Smith-Schuster for a 97-yard TD
- ✦ Threw for 130 yards in the first quarter in Week 16 vs. Cincinnati, which is the most passing yards in a first quarter by the Steelers since Ben Roethlisberger in Week 3 of 2018 at Tampa Bay (153)

2022 (STEELERS)

- ✦ Was inactive for all 17 regular-season games



2021 (STEELERS)

- ✦ Played in two regular-season games and started one contest (Week 10 vs. Detroit)
- ✦ Completed 30-of-50 passes for 242 yards and one TD with one interception; also rushed for 36 yards, including a career-long run of 26 yards
- ✦ Completed 5-of-8 passes for 35 yards in Week 16 at Kansas City; also recorded a 17-yard run

2020 (STEELERS)

- ✦ Played in five regular-season games (one start)
- ✦ Finished the season with 25 completions for 324 yards and two TDs with one interception
- ✦ Completed 22-of-39 passes for 315 yards and two TDs with one interception in only start of the season (Week 17 at Cleveland)
- ✦ First career 300-yard passing game

2019 (STEELERS)

- ✦ Played in 10 regular-season games (eight starts)
- ✦ Finished the season with 176 completions for 1,765 yards and 13 TDs with 9 interceptions
- ✦ Had a season long-pass in Week 3 at San Francisco when he connected with JuJu Smith-Schuster for a 76-yard TD
- ✦ Recorded a season-high 26 completions and a TD in a win vs. Indianapolis in Week 9
- ✦ Started twice on Monday Night Football and had a career-high 124.6 passer rating vs. Miami in Week 9
- ✦ Made his NFL debut, entering the game in the second half for an injured Ben Roethlisberger and completed 12-of-19 passes for 112 yards, two TDs, one interception and a passer rating of 92.4 in Week 2
- ✦ Completed 14-of-27 passes for 174 yards and 2 TDs in first career start (Week 3)
- ✦ Tied franchise record for TD passes in first career start (tied with Ron Smith, 1966; Rudy Bukich, 1960; Scott Campbell, 1985) with scoring throws from 76 and 39 yards
- ✦ Completed 24-of-28 passes for 229 yards, two TDs and no interceptions for a passer rating of 124.6 in his first start at home (vs. Cincinnati in Week 4)
- ✦ Set franchise records for a QB in first career home start in completions (24), completion percentage (85.7), and QB rating (124.6)
- ✦ His 85.7 completion percentage is tied with QB Ben Roethlisberger (85.7 vs. Miami, Nov. 26, 2007) for the third-highest in franchise history
- ✦ Completed 17-of-18 passes for 133 yards and one TD in the first half vs. Miami

2018 (STEELERS)

- ✦ Was inactive for all 16 regular-season games

TRANSACTIONS

- ✦ Signed a two-year contract with Pittsburgh on March 14, 2025
- ✦ Signed a one-year contract with Tennessee on March 15, 2024
- ✦ Signed a one-year contract with the Steelers on May 16, 2023
- ✦ Signed a one-year contract extension with Pittsburgh on Apr. 29, 2021
- ✦ Signed a four-year contract with the Steelers on May 23, 2018
- ✦ Drafted by Pittsburgh in the third round (76th overall) of the 2018 NFL Draft

PERSONAL

- ✦ Attended Northwestern High School (S.C.)
- ✦ Led school to a 62-35 win over Stratford in the South Carolina Class 4A Division II Championship, completing 40-of-57 passes for 488 yards with eight TD passes
- ✦ Racked up 4,377 passing yards on 350 completions with 64 TDs as a senior, while rushing for 543 yards (129 carries) and 16 TDs
- ✦ "Mr. Football" award finalist in South Carolina and MVP of the Shrine Bowl of the Carolinas
- ✦ Son of Brett and Jamie Rudolph
- ✦ Mother ran track at Liberty University and dad played football at the University of North Carolina
- ✦ Graduated with a degree in marketing

COLLEGE

- ✦ Led the Cowboys to a 32-9 record as a starting quarterback becoming the winningest QB in school history
- ✦ Notched 10 wins in games in which Oklahoma State trailed during the second half
- ✦ Finished his career holding no fewer than 54 school records, including single-season and career marks for passing yards, passing TDs and pass efficiency
- ✦ Ranked fourth in Big-12 history with 13,618 career passing yards and third with a 324.2 passing yards per game average
- ✦ Recipient of the 2017 Johnny Unitas Golden Arm Award, the Fellowship of Christian Athletes' Bobby Bowden Award and the Sammy Baugh Award
- ✦ Led the FBS with 4,904 passing yards, earning second-team All-Big 12 honors by the coaches in 2017
- ✦ Broke Barry Sanders' school record for TDs responsible for with 47
- ✦ Tamed with receivers James Washington and Marcell Ateman and running back Justice Hall to make Oklahoma State the first Big 12 school in conference history with a 4,000-yard passer, two 1,000-yard receivers and a 1,000-yard running back in the same year (2017)
- ✦ Tabbed the school's 2016 Offensive MVP by the coaching staff
- ✦ Only player in the country to throw for at least 4,000 passing yards while throwing less than five interceptions
- ✦ His 4,091 passing yards ranked eighth in the nation and third-most in school history for a single-season
- ✦ Second-team Academic All-Big 12 honoree in 2015, throwing for 3,770 yards on 264 completions and 21 TDs
- ✦ Threw for 299 yards, along with two TDs, in the Cactus Bowl vs. Washington – the most passing yards by a Cowboy freshman in a bowl game

MASON RUDOLPH'S NFL REGULAR SEASON PASSING STATISTICS

DATE	TEAM	GP	GS	ATT.	CMP.	PCT.	YDS	AVG.	TD	INT.	LG	SK	LST	RATE
2018	Steelers	0	0	0	0	0.0	0	0.0	0	0	0	0	0	0.0
2019	Steelers	10	8	283	176	62.2	1,765	6.2	13	9	76t	15	124	82.0
2020	Steelers	5	1	43	25	58.1	324	7.5	2	1	47	1	8	87.7
2021	Steelers	2	1	58	35	60.3	277	4.8	1	1	36	0	0	70.8
2022	Steelers	0	0	0	0	0.0	0	0.0	0	0	0	0	0	0.0
2023	Steelers	4	3	74	55	74.3	719	9.7	3	0	86t	6	43	118.0
2024	Titans	8	5	228	146	64.0	1,530	6.7	9	9	47	11	71	80.1
TOTALS		29	18	686	437	63.7	4,615	6.7	28	20	86t	33	246	84.7



MASON RUDOLPH'S NFL POSTSEASON PASSING STATISTICS

DATE	TEAM	GP	GS	ATT.	CMP.	PCT.	YDS	AVG.	TD	INT.	LG	SK	LST	RATE
2020	Steelers	0	0	0	0	0.0	0	0.0	0	0	0	0	0	0.0
2021	Steelers	0	0	0	0	0.0	0	0.0	0	0	0	0	0	0.0
2023	Steelers	1	1	39	22	56.4	229	5.9	2	1	33	1	11	80.0
TOTALS		1	1	39	22	56.4	229	5.9	2	1	33	1	11	80.0

MASON RUDOLPH'S NFL REGULAR SEASON RUSHING STATISTICS

DATE	TEAM	NO.	YDS.	AVG.	LG	TD
2018	Steelers	0	0	0.0	0	0
2019	Steelers	21	42	2.0	13	0
2020	Steelers	7	-6	-0.9	1	0
2021	Steelers	5	53	10.6	26	0
2022	Steelers	0	0	0.0	0	0
2023	Steelers	10	8	0.8	7	0
2024	Titans	25	106	4.2	14	1
TOTALS		68	203	3.0	26	1

MASON RUDOLPH'S NFL POSTSEASON RUSHING STATISTICS

DATE	TEAM	NO.	YDS.	AVG.	LG	TD
2020	Steelers	0	0	0.0	0	0
2021	Steelers	0	0	0.0	0	0
2023	Steelers	2	16	8.0	10	0
TOTALS		2	16	8.0	10	0

MASON RUDOLPH'S NFL REGULAR SEASON PASSING/RUSHING STATISTICS

DATE	TEAM	GP	GS	PASSING											RUSHING						
				ATT.	CMP.	PCT.	YDS	AVG.	TD	INT.	LG	SK	LST	RATE	NO.	YDS.	AVG.	LG	TD		
2018	Steelers	0	0	0	0	0.0	0	0.0	0	0	0	0	0.0	0	0	0.0	0	0	0.0	0	0
2019	Steelers	10	8	283	176	62.2	1,765	6.2	13	9	76t	15	124	82.0	21	42	2.0	13	0	0	
2020	Steelers	5	1	43	25	58.1	324	7.5	2	1	47	1	8	87.7	7	-6	-0.9	1	0	0	
2021	Steelers	2	1	58	35	60.3	277	4.8	1	1	36	0	0	70.8	5	53	10.6	26	0	0	
2022	Steelers	0	0	0	0	0.0	0	0.0	0	0	0	0	0.0	0	0	0.0	0	0	0.0	0	0
2023	Steelers	4	3	74	55	74.3	719	9.7	3	0	86t	6	43	118.0	10	8	0.8	7	0	0	
2024	Titans	8	5	228	146	64.0	1,530	6.7	9	9	47	11	71	80.1	25	106	4.2	14	1	0	
TOTALS		29	18	686	437	63.7	4,615	6.7	28	20	86T	33	246	84.7	68	203	3.0	26	1	0	0

MASON RUDOLPH'S NFL POSTSEASON PASSING/RUSHING STATISTICS

DATE	TEAM	GP	GS	PASSING											RUSHING						
				ATT.	CMP.	PCT.	YDS	AVG.	TD	INT.	LG	SK	LST	RATE	NO.	YDS.	AVG.	LG	TD		
2020	Steelers	0	0	0	0	0.0	0	0.0	0	0	0	0	0.0	0	0	0.0	0	0	0.0	0	0
2021	Steelers	0	0	0	0	0.0	0	0.0	0	0	0	0	0.0	0	0	0.0	0	0	0.0	0	0
2023	Steelers	1	1	39	22	56.4	229	5.9	2	1	33	1	11	80.0	2	16	8.0	10	0	0	
TOTALS		1	1	39	22	56.4	229	5.9	2	1	33	1	11	80.0	2	16	8.0	10	0	0	

SINGLE-GAME HIGHS: QUARTERBACK

Pass Attempts	50 vs. Detroit Lions, Nov 14, 2021 44 at Cleveland Browns, Nov 14, 2019	Completion Percentage	90.0 at Baltimore Ravens, Jan 06, 2024 85.7 vs. Cincinnati Bengals, Sep 30, 2019
Pass Completions	30 vs. Detroit Lions, Nov 14, 2021 26 vs. Indianapolis Colts, Nov 03, 2019	Passer Rating	124.6 vs. Cincinnati Bengals, Sep 30, 2019 124.0 vs. Cincinnati Bengals, Dec 23, 2023
Yards Passing	315 at Cleveland Browns, Jan 03, 2021 290 vs. Cincinnati Bengals, Dec 23, 2023	Rush Attempts	6 at Seattle Seahawks, Dec 31, 2023 4 vs. Detroit Lions, Nov 14, 2021
TD Passes	2 vs. Cincinnati Bengals, Dec 23, 2023 2 at Cleveland Browns, Jan 03, 2021 ...4 more at 2.	Rushing Yards	...2 more at 4. 36 vs. Detroit Lions, Nov 14, 2021 17 at Kansas City Chiefs, Dec 26, 2021
Long Passes	86t vs. Cincinnati Bengals, Dec 23, 2023 76t at San Francisco 49ers, Sep 22, 2019	Longest Runs	26 vs. Detroit Lions, Nov 14, 2021 17 at Kansas City Chiefs, Dec 26, 2021

SINGLE-GAME HIGHS - POSTSEASON: QUARTERBACK

Pass Attempts	39 at Buffalo Bills, Jan 15, 2024	Completion Percentage	56.4 at Buffalo Bills, Jan 15, 2024
Pass Completions	22 at Buffalo Bills, Jan 15, 2024	Passer Rating	80.0 at Buffalo Bills, Jan 15, 2024
Yards Passing	229 at Buffalo Bills, Jan 15, 2024	Rush Attempts	2 at Buffalo Bills, Jan 15, 2024
TD Passes	2 at Buffalo Bills, Jan 15, 2024	Rushing Yards	16 at Buffalo Bills, Jan 15, 2024
Long Passes	33 at Buffalo Bills, Jan 15, 2024 19 at Buffalo Bills, Jan 15, 2024 19 at Buffalo Bills, Jan 15, 2024 16 at Buffalo Bills, Jan 15, 2024 15 at Buffalo Bills, Jan 15, 2024	Longest Runs	10 at Buffalo Bills, Jan 15, 2024 6 at Buffalo Bills, Jan 15, 2024

300-YARD PASSING GAMES (1): REGULAR SEASON

DATE	TEAM	NO.	YDS.	AVG.	LG	TD
01/03/21	at Browns	22	315	14.3	47	2

2024 GAME-BY-GAME REGULAR-SEASON STATISTICS (TITANS)

DATE	OPPONENT	P/S	PASSING										RUSHING				W/L	SCORE					
			ATT	CMP	YDS	PCT	Y/A	Y/C	TD	INT	LG	SK/YD	RATE	ATT	YDS	LG			TD				
09/08	at Bears																					L	17-24
09/15	Jets																					L	17-24
09/22	Packers																					L	14-30
09/30	at Dolphins	P	17	9	85	52.9	5.0	9.4	0	0	27	1/8	67.0	0	0	0	0	0	0	0	0	W	31-12
10/13	Colts																					L	17-20
10/20	at Bills	S	40	25	215	62.5	5.4	8.6	1	1	26	3/15	74.5	5	13	8	0	0	0	0	0	L	10-34
10/27	at Lions	S	38	22	266	57.9	7.0	12.1	1	2	47	1/8	66.3	4	29	14	1	1	1	1	L	14-52	
11/03	Patriots	S	33	20	240	60.6	7.3	12.0	2	1	25	1/7	90.5	4	19	13	0	0	0	0	W	20-17+	
11/10	at Chargers																					L	17-27
11/17	Vikings																					L	13-23
11/24	at Texans																					W	32-27
12/01	at Commanders																					L	19-42
12/08	Jaguars																					L	6-10
12/15	Bengals	P	26	21	209	80.8	8.0	10.0	2	1	43	0/0	109.8	2	14	12	0	0	0	0	0	L	27-37
12/22	at Colts	S	34	23	252	67.6	7.4	11.0	2	3	38T	1/10	72.2	4	3	3	0	0	0	0	0	L	30-38
12/29	at Jaguars	S	31	19	193	61.3	6.2	10.2	1	1	24	3/15	76.4	5	23	7	0	0	0	0	L	13-20	
01/05	Texans	P	9	7	70	77.8	7.8	10.0	0	0	24	1/8	99.1	1	5	5	0	0	0	0	L	14-23	
2024 TOTALS		8-5	228	146	1,530	64.0	6.7	10.5	9	9	47	11/71	80.1	25	106	14	1	1	1	1	1	3-14	

+ - Overtime

2023 GAME-BY-GAME REGULAR-SEASON STATISTICS (STEELERS)

DATE	OPPONENT	P/S	PASSING										RUSHING				W/L	SCORE					
			ATT	CMP	YDS	PCT	Y/A	Y/C	TD	INT	LG	SK/YD	RATE	ATT	YDS	LG			TD				
09/10	49ers																					L	7-30
09/18	Browns																					W	26-22
09/24	at Raiders																					W	23-18
10/01	at Texans																					L	6-30
10/08	Ravens																					W	17-10
10/22	at Rams																					W	24-17
10/29	Jaguars																					L	10-20
11/02	Titans																					W	20-16
11/12	Packers																					W	23-19
11/19	at Browns																					L	10-13
11/26	at Bengals																					W	16-10
12/03	Cardinals																					L	10-24
12/07	Patriots																					L	18-21
12/16	at Colts	P	3	2	3	66.7	1.0	1.5	0	0	6	1/11	70.1	0	0	0	0	0	0	0	0	L	13-30
12/23	Bengals	S	27	17	290	63.0	10.7	17.1	2	0	86T	1/6	124.0	2	4	7	0	0	0	0	0	W	34-11
12/31	at Seahawks	S	24	18	274	75.0	11.4	15.2	0	0	42	1/8	112.2	6	5	2	0	0	0	0	0	W	30-23
01/06	at Ravens	S	20	18	152	90.0	7.6	8.4	1	0	71T	3/18	115.0	2	-1	0	0	0	0	0	0	W	17-10
2023 TOTALS		4-3	74	55	719	74.3	9.7	13.1	3	0	86T	6/43	118.0	10	8	7	0	0	0	0	0	10-7	

2022 GAME-BY-GAME REGULAR-SEASON STATISTICS (STEELERS)

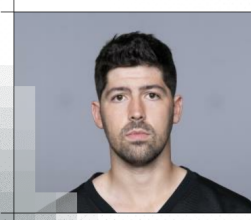
DATE	OPPONENT	P/S	PASSING										RUSHING				W/L	SCORE					
			ATT	CMP	YDS	PCT	Y/A	Y/C	TD	INT	LG	SK/YD	RATE	ATT	YDS	LG			TD				
09/11	at Bengals																					W	23-20+
09/18	Patriots																					L	14-17
09/22	at Browns																					L	17-29
10/02	Jets																					L	20-24
10/09	at Bills																					L	3-38
10/16	Buccaneers																					W	20-18
10/23	at Dolphins																					L	10-16
10/30	at Eagles																					L	13-35
11/13	Saints																					W	20-10
11/20	Bengals																					L	30-37
11/28	at Colts																					W	24-17
12/04	at Falcons																					W	19-16
12/11	Ravens																					L	14-16
12/18	at Panthers																					W	24-16
12/24	Raiders																					W	13-10
01/01	at Ravens																					W	16-13
01/08	Browns																					W	28-14
2022 TOTALS		0-0	0	0	0	0.0	0.0	0.0	0	0	0	0/0	0.0	0	0	0	0	0	0	0	0	9-8	

+ - Overtime



2023 GAME-BY-GAME POSTSEASON STATISTICS (STEELERS)

DATE	OPPONENT	P/S	PASSING											RUSHING				W/L	SCORE
			ATT	CMP	YDS	PCT	Y/A	Y/C	TD	INT	LG	SK/YD	RATE	ATT	YDS	LG	TD		
01/15	at Bills	S	39	22	229	56.4	5.9	10.4	2	1	33	1/11	80.0	2	16	10	0	L	17-31
2023 TOTALS		1-1	39	22	229	56.4	5.9	10.4	2	1	33	1/11	80.0	2	16	10	0	0-1	



BEN SAULS

K
HEIGHT: 5-10
WEIGHT: 185
BORN: July 31, 2001
COLLEGE: Pittsburgh



HOW ACQUIRED: UDFA '25
NFL EXPERIENCE: 0
BIRTHPLACE: Tipp City, OH

PRO CAREER

- ✦ Has yet to make NFL debut

TRANSACTIONS

- ✦ Signed with Pittsburgh as an undrafted rookie free agent on May 9, 2025

PERSONAL

- ✦ Attended Tippecanoe H.S. (Tipp City, Ohio), where he was named Ohio Prep Sportswriters Association (OPSWA) Division III All-State (first team) as a placekicker in 2019
- ✦ Accounted for 31 points as a senior, converting three-of-five field goals and 22-of-23 extra points
- ✦ Kicked a school-record 55-yard field goal as well as a 49-yarder in the same game
- ✦ Averaged a school-record 43.5 yards/punt
- ✦ Rated the nation's No. 12 kicker by 247Sports and No. 19 by ESPN
- ✦ Named All-Ohio in soccer and led Tippecanoe to its first boys soccer state championship
- ✦ Son of Christine Diehl and Mark Sauls
- ✦ Earned his bachelor's degree in economics

COLLEGE

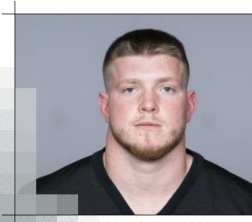
- ✦ Played 53 career games in five seasons at Pitt (2020-24)
- ✦ Made 52-of-64 (.813) career field goals and registered 200 touchbacks on 316 career kickoffs
- ✦ Finished his career ranking third in all-time kick scoring at Pitt with 278 points (52 field goals and 122 PATs) and fifth in overall scoring
- ✦ Registered a team-high 107 points in 2024, converting 21-of-24 field goals and each of his 44 extra-point tries
- ✦ Led the nation with three field goals of 55+ yards and his six field goals of 50+ yards was a single-season school record
- ✦ Lone kicker selected to the Pro Football Focus (PFF) 27-member All-America squad in 2024
- ✦ Additional '24 accolades included selection to the SI.com All-America Team (second team), Lou Groza Collegiate Place-Kicker Award Semifinalist and All-ACC (third team)
- ✦ Ranked 12th nationally and second in the ACC with an average of 1.62 field goals/game
- ✦ His 87.5 field goal percentage ranked 18th nationally and fourth in the ACC
- ✦ Made six-of-seven field goal attempts from 50+ yards (85.7%)
- ✦ Matched the longest field goal in Pitt history with a 58-yarder against California (tied with Alex Kessman, 2020)
- ✦ Twice hit from 57 yards: at Boston College and against Toledo in the GameAbove Sports Bowl
- ✦ His 57-yarder against Toledo broke the GameAbove Sports Bowl record of 51 yards set by Pitt's Kessman in 2019
- ✦ Recipient of the prestigious Panther Award, presented to the senior student-athletes who have best promoted Pitt through their outstanding athletic achievements

BEN SAULS' COLLEGE KICKING STATISTICS

DATE	TEAM	GP	FGM	FGA	PCT.	LG	XP	XPA	PCT.	BLK	PTS
2020	Pittsburgh	1	0	0	0.0	0	1	1	100.0	0	1
2021	Pittsburgh	14	0	0	0.0	0	2	4	50.0	0	2
2022	Pittsburgh	13	20	24	83.3	51	47	47	100.0	0	107
2023	Pittsburgh	12	11	16	68.8	47	28	28	100.0	0	61
2024	Pittsburgh	13	21	25	84.0	58	44	44	100.0	1	107
TOTALS		53	52	65	80.0	58	122	124	98.4	1	278

BEN SAULS' COLLEGE FIELD-GOAL ACCURACY STATISTICS

DATE	TEAM	1-19	PCT.	20-29	PCT.	30-39	PCT.	40-49	PCT.	50+	PCT.
2020	Pittsburgh	0-0	0.0	0-0	0.0	0-0	0.0	0-0	0.0	0-0	0.0
2021	Pittsburgh	0-0	0.0	0-0	0.0	0-0	0.0	0-0	0.0	0-0	0.0
2022	Pittsburgh	0-0	0.0	5-6	83.3	6-7	85.7	8-9	88.9	1-2	50.0
2023	Pittsburgh	0-0	0.0	2-2	100.0	4-4	100.0	5-7	71.4	0-3	0.0
2024	Pittsburgh	1-1	100.0	1-1	100.0	6-6	100.0	7-9	77.8	6-7	85.7
TOTALS		1-1	100.0	8-9	88.9	16-17	94.1	20-25	80.0	7-12	58.3



JACK SAWYER

LB

HEIGHT: 6-5
WEIGHT: 260
BORN: May 6, 2002
COLLEGE: Ohio State

NOW ACQUIRED: DA '25
NFL EXPERIENCE: R
BIRTHPLACE: Pickerington, OH



PRO CAREER

- ✦ Has yet to make NFL debut

TRANSACTIONS

- ✦ Drafted by Pittsburgh in the fourth round (123rd overall) of the 2025 NFL Draft

PERSONAL


- ✦ Earned Ohio State Scholar-Athlete in 2023 and an Academic All-Big Ten Conference honoree in both 2023 and 2024
- ✦ Graduated in December 2024 with his degree in sport industry
- ✦ Attended Pickerington North H.S. (Pickerington, Ohio), where he was the highest-rated prospect in Ohio State's 2021 recruiting class according to 247Sports
- ✦ Five-star player who was the No. 1 overall player in Ohio, No. 4 player nationally and the nation's No. 3-ranked defensive end
- ✦ Did not play his senior season at Pickerington North H.S.
- ✦ As a junior, was the OCC-Ohio Division Defensive Player of the Year
- ✦ Registered 37 tackles, 19 tackles for loss, 13.5 sacks
- ✦ An exceptional athlete, also played quarterback for Pickerington North and led them to the Division I, Region 3 playoffs
- ✦ Completed 79 of 135 passes for 1,056 yards and nine TDs before an injury cut his season short
- ✦ Also played basketball at Pickerington North where he made the varsity team as a freshman
- ✦ His father, Lyle, played football at Findlay College and his mother, Michelle, was a star basketball player at Pickerington
- ✦ His grandfather played in the Pittsburgh Pirates farm system

COLLEGE

- ✦ Played four seasons as a linebacker at Ohio State (2021-24), where as a team captain and senior, helped lead Ohio State to the College Football Playoff national championship
- ✦ Played in all 55 games and started 29 games consecutively in 2023 and 2024
- ✦ In the four CFP games, he had 13 tackles, seven pass breakups, 4.5 sacks and two quarterback hurries, and he was named the Defensive MVP of the Cotton Bowl
- ✦ Four-year career totals include 144 tackles, 28.5 tackles for loss, 23.0 sacks, six forced fumbles, three fumble recoveries, 15 quarterback hurries and 11 pass breakups
- ✦ His 23.0 sacks rank eighth in Ohio State history

JACK SAWYER'S COLLEGE DEFENSIVE STATISTICS

DATE	TEAM	GP	GS	TK	S	A	TACKLES				INTERCEPTIONS				O. FUMB			ST			MISC							
							TFL	YDS	SK	YDS	QBH	NO	YDS	LG	TD	PD	FF	FR	TD	YDS	TK	S	A	FF	FR	S	A	
2021	Ohio St.	12	0	13	9	4	3.0	24.0	3.0	24.0	2	0	0	0	0	1	1	0	0	0	0	0	0	0	0	0	0	0
2022	Ohio St.	13	3	24	10	14	6.5	24.0	4.5	20.0	2	0	0	0	0	1	0	0	0	0	0	0	0	0	0	0	0	0
2023	Ohio St.	13	13	48	24	24	10.0	46.0	6.5	40.0	3	0	0	0	0	2	2	0	0	0	0	0	0	0	0	0	0	0
2024	Ohio St.	15	15	56	24	32	9.0	68.0	9.0	68.0	8	1	12	12	0	7	3	3	4	94	0	0	0	0	0	0	0	0
TOTALS		53	31	141	67	74	28.5	162.0	23.0	152.0	15	1	12	12	0	11	6	3	4	94	0	0	0	0	0	0	0	0



MAX
SCHARPING

6
HEIGHT: 6-6
WEIGHT: 325
BORN: August 10, 1996
COLLEGE: Northern Illinois

NOW ACQUIRED: PS '24 (WAS)
NFL EXPERIENCE: 7th year
BIRTHPLACE: Green Bay, WI



PRO CAREER

- ✦ Has played in 67 games (33 starts) in his five-year NFL career with the Texans (2019-2021), Bengals (2023), Commanders (2024), and the Steelers (2024)

2024 (STEELERS/COMMANDERS)

- ✦ Played in two games this season but remained on the inactive list for majority of the 2024 season

2023 (BENGALS)

- ✦ Played in all 17 regular season games

2022 (TEXANS/BENGALS)

- ✦ Played in one game, went from the Texans to the Bengals

2021 (TEXANS)

- ✦ Played in 17 games (11 starts)

2020 (TEXANS)

- ✦ Played in 15 games (8 starts)

2019 (TEXANS)

- ✦ Played in 16 games (14 starts)

TRANSACTIONS

- ✦ Signed a one-year contract with Pittsburgh on April 15, 2025.
- ✦ Signed to the Steelers active roster on Oct. 1, 2024
- ✦ Signed to the Commanders practice squad on Aug. 29, 2024
- ✦ Signed to the Eagles practice squad on Sep. 1, 2024
- ✦ Released by Philadelphia on Aug. 26, 2024
- ✦ Signed a one-year contract with Philadelphia on Jun. 3, 2024
- ✦ Signed a one-year contract with contract with Cincinnati on Mar. 20, 2023
- ✦ Claimed off of waivers by Cincinnati on Aug. 31, 2022
- ✦ Waived by Houston on Aug. 30, 2022
- ✦ Signed a four-year contract with Houston on May 9, 2019
- ✦ Drafted by Houston in the second round (55th overall) in the 2019 NFL Draft

PERSONAL

- ✦ Born Aug. 10 in Green Bay, Wisconsin.
- ✦ Son of Paul and Jackie Scharping.
- ✦ Earned his undergraduate degree in kinesiology and completed his master's degree in December 2018.
- ✦ Three-time all-conference and two-time all-area honoree.
- ✦ Started all but one game over three seasons on the offensive and defensive lines.
- ✦ Garnered all-state honors following his senior season.
- ✦ Posted 13 tackles and a fumble recovery on defense.
- ✦ Also earned all-area honors from the WIAA and the Green Bay Press-Gazette, along with first team all-conference recognition.
- ✦ Ended his junior season with first team all-area and all-conference laurels.
- ✦ Registered eight tackles and two pass breakups in 2012.
- ✦ Picked up honorable mention all-conference honors as a sophomore.

COLLEGE

- ✦ Started 53 consecutive games, every game of his career from 2015-18, and played every offensive snap (998 plays) in 2018
- ✦ Earned a \$13,000 scholarship as a National Football Foundation Scholar-Athlete and one of 12 finalists for the William Campbell Trophy
- ✦ Also a semifinalist for the Wuerffel Trophy
- ✦ Selected as a first team Google Cloud Academic All-American and was an All-District selection three times during his NIU career
- ✦ Scored on a two-point conversion by taking a lateral pass and rumbling into the end zone vs. Ohio for his first career touch and score
- ✦ Huskie backs had eight 100-yard rushing games in 2018, including five (three straight) by Tre Harbison
- ✦ According to PFF, allowed just eight QB pressures on 469 pass-blocking snaps for a 92.2% pass block grade through the MAC Championship game
- ✦ Did not allow any sacks or QB pressures versus Utah, BYU or Florida State
- ✦ Had an excellent day versus FSU All-American Brian Burns with no sacks or pressures
- ✦ Named one of Top 10 offensive linemen in the FBS by USA Today
- ✦ Grad student earned his master's degree in December




MAX SCHARPING'S NFL REGULAR SEASON STATISTICS

DATE	TEAM	GP	GS
2019	Texans	16	14
2020	Texans	15	8
2021	Texans	17	11
2023	Bengals	17	0
2024	Commanders	0	0
2024	Steelers	2	0
2024	TOTAL	2	0
NFL TOTALS		67	33

Went from **Washington** to **Pittsburgh**.

MAX SCHARPING'S NFL POSTSEASON STATISTICS

DATE	TEAM	GP	GS
2019	Texans	2	2
2022	Bengals	3	3
2024	Steelers	1	0
NFL TOTALS		6	5



**TREY
SERMON**

RB
HEIGHT: 6-0
WEIGHT: 215
BORN: January 30, 1999
COLLEGE: Ohio State

NOW ACQUIRED: FA '25
NFL EXPERIENCE: 5th year
BIRTHPLACE: Marietta, GA



PRO CAREER

- ✦ Has played in 42 regular-season games (five starts) in his four-year NFL career (San Francisco 2021; Philadelphia 2022; Indianapolis 2023-24)
- ✦ Has recorded 505 rushing yards and three rushing TDs on 134 attempts (3.8 avg.) and added 22 catches for 138 yards (6.3 avg.)
- ✦ Has appeared in one postseason game and tallied one tackle on special teams
- ✦ Made NFL debut in Week 2 of 2021 (at Philadelphia)
- ✦ Made NFL starting debut in Week 3 of 2021 (vs. Green Bay)

2024 (COLTS)

- ✦ Played in 17 regular-season games (three starts)
- ✦ Recorded 159 rushing yards on 30 attempts (2.8 avg.) and added 16 catches for 99 yards (6.2 avg.)

2023 (EAGLES/COLTS)

- ✦ Played in 14 regular-season games (no starts)
- ✦ Recorded 160 rushing yards on 35 attempts (4.6 avg.) and added three catches for 13 yards (4.3 avg.)
- ✦ Rush for a team-high 88 yards on 17 carries (5.2) in Week 15 vs. Pittsburgh

2022 (EAGLES)

- ✦ Played in two regular-season games (no starts)
- ✦ Recorded 19 rushing yards on two attempts (9.5 avg.)

2021 (49ERS)

- ✦ Played in nine regular-season games (two starts)
- ✦ Recorded 167 rushing yards on 41 attempts (4.1 avg.) with one TD and added three catches for 26 yards (8.7 avg.)
- ✦ Added two tackles on special teams

TRANSACTIONS

- ✦ Signed a one-year contract with Pittsburgh on May 12, 2025
- ✦ Signed a one-year contract with Indianapolis on Mar. 14, 2024
- ✦ Promoted to the Colts Active Roster on Sept. 23, 2023
- ✦ Signed to the Indianapolis Practice Squad on Sept. 19, 2023
- ✦ Waived by Philadelphia on Sept. 15, 2023
- ✦ Acquired by the Eagles off waivers from San Francisco on Sept. 1, 2022
- ✦ Waived by San Francisco on Aug. 31, 2022
- ✦ Signed a four-year contract with the 49ers on July 21, 2021
- ✦ Drafted by San Francisco in the third round (88th overall) of the 2021 NFL Draft

PERSONAL

- ✦ Attended Sprayberry H.S. (Marietta, Ga.), where he was rated as a four-star recruit by 247Sports, Rivals and ESPN
- ✦ As a senior in 2016, he ran for 1,227 yards and 16 TDs on 166 carries (7.4 avg.)

COLLEGE

- ✦ Played four seasons as a running back at Oklahoma (2017-19) and Ohio State (2020), where he appeared in 46 games (15 starts) and rushed for 2,946 yards and 26 TDs on 455 carries (6.5 avg.)
- ✦ Caught 48 passes for 486 yards (10.1 avg.) and three TDs
- ✦ In 2020 at Ohio State, he played in eight games and rushed for 870 yards and four TDs on 116 carries (7.5 avg.)
- ✦ Named Big Ten Championship MVP after a win over Northwestern
- ✦ In 2019 at Oklahoma, he played in nine games and rushed for 385 yards and four TDs on 54 carries (7.1 avg.)
- ✦ In 2018 for the Sooners, he earned All-Big 12 Honorable Mention accolades after he played in all 14 games (12 starts) and registered a single-season career-high 947 yards rushing on 164 carries (5.8 avg.) and 13 TDs



TREY SERMON'S NFL REGULAR SEASON RUSHING/RECEIVING STATISTICS

DATE	TEAM	GP	GS	RUSHING					RECEIVING				
				NO.	YDS.	AVG.	LG	TD	NO.	YDS.	AVG.	LG	TD
2021	49ers	9	2	41	167	4.1	16	1	3	26	8.7	23	0
2022	Eagles	2	0	2	19	9.5	14	0	0	0	0.0	0	0
2023	Eagles	0	0	0	0	0.0	0	0	0	0	0.0	0	0
Went from Philadelphia to Indianapolis.													
2023	Colts	14	0	35	160	4.6	27	0	3	13	4.3	7	0
2023	TOTAL	14	0	35	160	4.6	27	0	3	13	4.3	7	0
2024	Colts	17	3	56	159	2.8	17	2	16	99	6.2	14	0
NFL TOTALS		42	5	134	505	3.8	27	3	22	138	6.3	23	0

TREY SERMON'S NFL POSTSEASON RUSHING/RECEIVING STATISTICS

DATE	TEAM	GP	GS	RUSHING					RECEIVING				
				NO.	YDS.	AVG.	LG	TD	NO.	YDS.	AVG.	LG	TD
2021	49ers	1	0	0	0	0.0	0	0	0	0	0.0	0	0
2022	Eagles	0	0	0	0	0.0	0	0	0	0	0.0	0	0
NFL TOTALS		1	0	0	0	0.0	0	0	0	0	0.0	0	0

TREY SERMON'S NFL REGULAR SEASON RETURN STATISTICS

DATE	TEAM	KICKOFF RETURNS					PUNT RETURNS					
		RET.	YDS.	AVG.	LG	TD	NO.	FC	YDS.	AVG.	LG	TD
2021	49ers	0	0	0.0	0	0	0	0	0	0.0	0	0
2022	Eagles	0	0	0.0	0	0	0	0	0	0.0	0	0
2023	Eagles	0	0	0.0	0	0	0	0	0	0.0	0	0
Went from Philadelphia to Indianapolis.												
2023	Colts	0	0	0.0	0	0	0	0	0	0.0	0	0
2023	TOTAL	0	0	0.0	0	0	0	0	0	0.0	0	0
2024	Colts	1	23	23.0	23	0	0	0	0	0.0	0	0
NFL TOTALS		1	23	23.0	23	0	0	0	0	0.0	0	0

TREY SERMON'S NFL POSTSEASON RETURN STATISTICS

DATE	TEAM	KICKOFF RETURNS					PUNT RETURNS					
		RET.	YDS.	AVG.	LG	TD	NO.	FC	YDS.	AVG.	LG	TD
2021	49ers	0	0	0.0	0	0	0	0	0	0.0	0	0
2022	Eagles	0	0	0.0	0	0	0	0	0	0.0	0	0
NFL TOTALS		0	0	0.0	0	0	0	0	0	0.0	0	0

SINGLE-GAME HIGHS: RUSHING/RECEIVING

Rush Attempts	19 vs. Seattle Seahawks, Oct 03, 2021 18 at Tennessee Titans, Oct 13, 2024	Receiving Average	4.2 at Jacksonville Jaguars, Oct 06, 2024
Rushing Yards	89 vs. Seattle Seahawks, Oct 03, 2021 88 vs. Pittsburgh Steelers, Dec 16, 2023	Longest Receptions	23 at Jacksonville Jaguars, Nov 21, 2021 14 at Houston Texans, Oct 27, 2024
Rushing Average	5.2 vs. Pittsburgh Steelers, Dec 16, 2023 4.7 vs. Seattle Seahawks, Oct 03, 2021	All-Purpose Yards	89 vs. Seattle Seahawks, Oct 03, 2021 88 vs. Pittsburgh Steelers, Dec 16, 2023
Longest Runs	27 vs. Las Vegas Raiders, Dec 31, 2023 19 vs. Pittsburgh Steelers, Dec 16, 2023	Kickoff Return Yards	23 at New England Patriots, Dec 01, 2024
Rushing TDs	1 at Jacksonville Jaguars, Oct 06, 2024 1 vs. Chicago Bears, Sep 22, 2024 ...1 more at 1.	Special Teams Tackles	2 vs. Los Angeles Rams, Nov 15, 2021 1 at Jacksonville Jaguars, Oct 06, 2024 1 vs. Chicago Bears, Sep 22, 2024 ...1 more at 1.
Receptions	6 at Jacksonville Jaguars, Oct 06, 2024 2 at Denver Broncos, Dec 15, 2024 ...2 more at 2.	Most TDs	1 vs. Chicago Bears, Sep 22, 2024
Receiving Yards	25 at Jacksonville Jaguars, Oct 06, 2024 23 at Jacksonville Jaguars, Nov 21, 2021	Scrimmage Yards	89 vs. Seattle Seahawks, Oct 03, 2021 88 vs. Pittsburgh Steelers, Dec 16, 2023

SINGLE-GAME HIGHS - POSTSEASON: RUSHING/RECEIVING

Special Teams Tackles	1 at Los Angeles Rams, Jan 30, 2022
-----------------------	-------------------------------------

2024 GAME-BY-GAME REGULAR-SEASON STATISTICS (COLTS)

DATE	OPPONENT	P/S	RUSHING					RECEIVING					W/L	SCORE
			NO.	YDS.	AVG.	LG	TD	NO.	YDS.	AVG.	LG	TD		
09/08	Texans	P	0	0	0.0	0	0	0	0	0.0	0	0	L	27-29
09/15	at Packers	P	2	0	0.0	4	0	1	7	7.0	7	0	L	10-16
09/22	Bears	P	2	16	8.0	15	1	0	0	0.0	0	0	W	21-16
09/29	Steelers	P	5	8	1.6	6	0	0	0	0.0	0	0	W	27-24
10/06	at Jaguars	S	10	38	3.8	17	1	6	25	4.2	8	0	L	34-37
10/13	at Titans	S	18	29	1.6	11	0	0	0	0.0	0	0	W	20-17
10/20	Dolphins	S	8	36	4.5	11	0	1	13	13.0	13	0	W	16-10
10/27	at Texans	P	0	0	0.0	0	0	1	14	14.0	14	0	L	20-23
11/03	at Vikings	P	2	4	2.0	4	0	1	9	9.0	9	0	L	13-21
11/10	Bills	P	0	0	0.0	0	0	1	4	4.0	4	0	L	20-30
11/17	at Jets	P	0	0	0.0	0	0	1	3	3.0	3	0	W	28-27
11/24	Lions	P	0	0	0.0	0	0	0	0	0.0	0	0	L	6-24
12/01	at Patriots	P	0	0	0.0	0	0	0	0	0.0	0	0	W	25-24
12/15	at Broncos	P	1	3	3.0	3	0	2	9	4.5	5	0	L	13-31
12/22	Titans	P	8	25	3.1	7	0	0	0	0.0	0	0	W	38-30
12/29	at Giants	P	0	0	0.0	0	0	1	10	10.0	10	0	L	33-45
01/05	Jaguars	P	0	0	0.0	0	0	1	5	5.0	5	0	W	26-23+
2024 TOTALS		17-3	56	159	2.8	17	2	16	99	6.2	14	0	8-9	

+ - Overtime

2023 GAME-BY-GAME REGULAR-SEASON STATISTICS (EAGLES/COLTS)

DATE	OPPONENT	P/S	RUSHING					RECEIVING					W/L	SCORE
			NO.	YDS.	AVG.	LG	TD	NO.	YDS.	AVG.	LG	TD		
09/14	Vikings												W	34-28
								DID NOT PLAY						
								Went from Eagles to Colts.						
09/24	at Ravens	P	5	17	3.4	5	0	1	4	4.0	4	0	W	22-19+
10/01	Rams	P	3	7	2.3	4	0	0	0	0.0	0	0	L	23-29+
10/08	Titans	P	0	0	0.0	0	0	0	0	0.0	0	0	W	23-16
10/15	at Jaguars	P	0	0	0.0	0	0	0	0	0.0	0	0	L	20-37
10/22	Browns	P	0	0	0.0	0	0	0	0	0.0	0	0	L	38-39
10/29	Saints	P	0	0	0.0	0	0	0	0	0.0	0	0	L	27-38
11/05	at Panthers	P	0	0	0.0	0	0	0	0	0.0	0	0	W	27-13
11/12	at Patriots	P	0	0	0.0	0	0	0	0	0.0	0	0	W	10-6
11/26	Buccaneers	P	0	0	0.0	0	0	0	0	0.0	0	0	W	27-20
12/03	at Titans	P	0	0	0.0	0	0	0	0	0.0	0	0	W	31-28+
12/10	at Bengals	P	3	13	4.3	8	0	0	0	0.0	0	0	L	14-34
12/16	Steelers	P	17	88	5.2	19	0	0	0	0.0	0	0	W	30-13
12/24	at Falcons	P	2	3	1.5	4	0	0	0	0.0	0	0	L	10-29
12/31	Raiders	P	5	32	6.4	27	0	2	9	4.5	7	0	W	23-20
01/06	Texans							INACTIVE					L	19-23
2023 TOTALS		14-0	35	160	4.6	27	0	3	13	4.3	7	0	9-7	

+ - Overtime

2022 GAME-BY-GAME REGULAR-SEASON STATISTICS (EAGLES)

DATE	OPPONENT	P/S	RUSHING					RECEIVING					W/L	SCORE
			NO.	YDS.	AVG.	LG	TD	NO.	YDS.	AVG.	LG	TD		
09/11	at Lions												W	38-35
09/19	Vikings												W	24-7
09/25	at Commanders												W	24-8
10/02	Jaguars	P	2	19	9.5	14	0	0	0	0.0	0	0	W	29-21
10/09	at Cardinals	P	0	0	0.0	0	0	0	0	0.0	0	0	W	20-17
10/16	Cowboys												W	26-17
10/30	Steelers												W	35-13
11/03	at Texans												W	29-17
11/14	Commanders												L	21-32
11/20	at Colts												W	17-16
11/27	Packers												W	40-33
12/04	Titans												W	35-10
12/11	at Giants												W	48-22
12/18	at Bears												W	25-20
12/24	at Cowboys												L	34-40
01/01	Saints												L	10-20
01/08	Giants												W	22-16
2022 TOTALS		2-0	2	19	9.5	14	0	0	0	0.0	0	0	14-3	



2021 GAME-BY-GAME REGULAR-SEASON STATISTICS (49ERS)

DATE	OPPONENT	P/S	RUSHING					RECEIVING					W/L	SCORE
			NO.	YDS.	AVG.	LG	TD	NO.	YDS.	AVG.	LG	TD		
09/12	at Lions												W	41-33
09/19	at Eagles	P	1	8	8.0	8	0	0	0	0.0	0	0	W	17-11
09/26	Packers	S	10	31	3.1	16	1	2	3	1.5	3	0	L	28-30
10/03	Seahawks	S	19	89	4.7	15	0	0	0	0.0	0	0	L	21-28
10/10	at Cardinals	P	1	7	7.0	7	0	0	0	0.0	0	0	L	10-17
10/24	Colts	P	0	0	0.0	0	0	0	0	0.0	0	0	L	18-30
10/31	at Bears	P	0	0	0.0	0	0	0	0	0.0	0	0	W	33-22
11/07	Cardinals												L	17-31
11/15	Rams	P	0	0	0.0	0	0	0	0	0.0	0	0	W	31-10
11/21	at Jaguars	P	10	32	3.2	12	0	1	23	23.0	23	0	W	30-10
11/28	Vikings	P	0	0	0.0	0	0	0	0	0.0	0	0	W	34-26
12/05	at Seahawks												L	23-30
12/12	at Bengals												W	26-23+
12/19	Falcons												W	31-13
12/23	at Titans												L	17-20
01/02	Texans												W	23-7
01/09	at Rams												W	27-24+
2021 TOTALS		9-2	41	167	4.1	16	1	3	26	8.7	23	0	10-7	


+ - Overtime

2022 GAME-BY-GAME POSTSEASON STATISTICS (EAGLES)

DATE	OPPONENT	P/S	RUSHING					RECEIVING					W/L	SCORE
			NO.	YDS.	AVG.	LG	TD	NO.	YDS.	AVG.	LG	TD		
01/21	Giants												W	38-7
01/29	49ers												W	31-7
02/12	Chiefs												L	35-38
2022 TOTALS		0-0	0	0	0.0	0	0	0	0	0.0	0	0	2-1	

2021 GAME-BY-GAME POSTSEASON STATISTICS (49ERS)

DATE	OPPONENT	P/S	RUSHING					RECEIVING					W/L	SCORE
			NO.	YDS.	AVG.	LG	TD	NO.	YDS.	AVG.	LG	TD		
01/16	at Cowboys												W	23-17
01/22	at Packers												W	13-10
01/30	at Rams	P	0	0	0.0	0	0	0	0	0.0	0	0	L	17-20
2021 TOTALS		1-0	0	0	0.0	0	0	0	0	0.0	0	0	2-1	



ISAAC SEUMALO

OL

HEIGHT: 6-4
WEIGHT: 303
BORN: October 29, 1993
COLLEGE: Oregon State

HOW ACQUIRED: FA '23
NFL EXPERIENCE: 10th year
BIRTHPLACE: Corvallis, OR



PRO CAREER

- ✦ Has played in 111 games (90 starts) in his nine-year NFL career with Philadelphia (2016-22) and Pittsburgh (2023)
- ✦ Has started 70 games at left guard, 19 games at right guard and one at right tackle
- ✦ Was a member of the Eagles' Super Bowl LII-winning team in 2017
- ✦ Made NFL debut in Week 9 of 2016 (at New York Giants)
- ✦ Made NFL starting debut in Week 12 of 2016 (vs. Green Bay)
- ✦ Named to his first career Pro Bowl with the Steelers (2024-25)

2024 (STEELERS)

- ✦ Started in 13 regular-season games and started the Wild Card matchup against Baltimore after missing the first four games of the season due to an injury
- ✦ Was named to the 2025 Pro Bowl Games, marking his first career Pro Bowl selection
- ✦ Allowed only two sacks (Week 5 vs. Dallas; Week 18 vs. Cincinnati) and one quarterback hit (Week 15 at Philadelphia), according to Pro Football Focus
- ✦ Helped block for Najee Harris en route to his fourth consecutive season with over 1,000 rushing yards, including a season-best 114 yards in the Week 6 win at Las Vegas

2023 (STEELERS)

- ✦ Started all 17 regular-season games at left guard
- ✦ Did not allow a sack and was whistled for only one penalty all season, according to Pro Football Focus
- ✦ Blocked for RB Najee Harris to run for 1,000-plus yards on the season, including a season-high 122 yards in Week 17 at Seattle
- ✦ Helped a Pittsburgh rush offense rank in the top five after Week 9 in rushes (323, 1st), rush yards (1,452, 2nd), longest rush (74t, 2nd), yards after contact/rush (3.37, 2nd), 10+ yard rushes (39, 4th), first downs by rush (79, 3rd), rush TDs (13, t-2nd), rushes/game (32.3, 2nd), rush yards/game (145.2, 2nd) and 10+ yard rushes/game (3.90, 5th)
- ✦ Part of an offensive line that did not allow a sack in two games and just one sack in four games
- ✦ Played all 1,038 offensive snaps

2022 (EAGLES)

- ✦ Started all 17 games at right guard
- ✦ Supported an offense that scored a franchise-record 57 scrimmage touchdowns and totaled 477 points
- ✦ Set team records in third-down conversion rate (45.9 percent) and red zone touchdown efficiency (67.8 percent)
- ✦ Blocked for an offense that produced 32 rushing touchdowns, which tied for the third-most in NFL history
- ✦ Helped the offense total 363 rushing yards in Week 12 vs. Green Bay, the team's highest single-game total since 1948

2021 (EAGLES)

- ✦ Appeared in 168 snaps over three starts at left guard
- ✦ Allowed zero sacks and zero quarterback hits prior to a season-ending injury sustained in Week 3 at Dallas

2020 (EAGLES)

- ✦ Played 587 snaps in nine starts at left guard
- ✦ His 77.4 pass-blocking grade (PFF) ranked fourth among left guards with a minimum of 350 pass-blocking snaps

2019 (EAGLES)

- ✦ Saw action in a career-high 1,181 snaps and started all 16 games at left guard
- ✦ Paved the way for an offense that ranked third in the NFL in red zone touchdown efficiency (66.7 percent) and fourth in third-down conversions (45.4 percent)

2018 (EAGLES)

- ✦ Totaled 548 snaps over 13 contests (nine starts at left guard)
- ✦ Surrendered only one sack in 345 pass-blocking opportunities

2017 (EAGLES)

- ✦ Logged 284 snaps over 14 games (two starts at left guard) during the Eagles' Super Bowl LII-winning campaign
- ✦ Helped the Eagles lead the League in red zone offense (65.5 percent) and rank third in rushing offense (132.2 yards per game)

2016 (EAGLES)

- ✦ Saw action in nine games, including four starts at three different positions (two at right guard, one at right tackle and one at left guard)
- ✦ Appeared at right guard in his starting debut in Week 12 vs. Green Bay



TRANSACTIONS

- ✦ Signed a three-year contract with Pittsburgh on Mar. 19, 2023
- ✦ Signed a three-year contract extension with Philadelphia on Mar. 4, 2019
- ✦ Signed a four-year contract with Philadelphia on May 6, 2016
- ✦ Drafted by Philadelphia in the third round (79th overall) of the 2016 NFL Draft

PERSONAL

- ✦ Attended Corvallis High School (OR)
- ✦ Voted a 5A first team all-state as an offensive and defensive lineman as a junior and senior
- ✦ Under Armour and ESPN All-American
- ✦ Rivals four-star athlete, rated the No. 3 offensive guard in the country, the No. 1 overall prospect in Oregon and the No. 52 overall prospect in the country
- ✦ Registered 94 tackles and nine sacks as a defensive lineman as a senior
- ✦ Originally born in Hawaii

COLLEGE


- ✦ Started 37 games at Oregon State (2012-15)
- ✦ Registered starts at every position on the offensive line except left guard (23 at center, nine at right guard, three at left tackle and two at right tackle)
- ✦ Named Pac-12 All-Conference Honorable Mention in 2012 and 2015
- ✦ Missed the 2014 season due to a foot injury
- ✦ One of four team captains in 2014, becoming the first brother (Andrew, 2012) combination chosen as team captains in school history
- ✦ Earned Pac-12 All-Conference Second Team in 2013
- ✦ Selected to Pac-12 All-Academic First Team in 2013 and 2015
- ✦ Selected as a Freshman All-American in 2012
- ✦ Became the first freshman to start at center for OSU since Roger Levasa in 1978
- ✦ One of only two true freshmen to start their season-openers at center in the nation (Hawai'i)

ISAAC SEUMALO'S NFL REGULAR SEASON STATISTICS

DATE	TEAM	GP	GS
2016	Eagles	9	4
2017	Eagles	14	2
2018	Eagles	13	9
2019	Eagles	16	16
2020	Eagles	9	9
2021	Eagles	3	3
2022	Eagles	17	17
2023	Steelers	17	17
2024	Steelers	13	13
NFL TOTALS		111	90

ISAAC SEUMALO'S NFL POSTSEASON STATISTICS

DATE	TEAM	GP	GS
2017	Eagles	3	0
2018	Eagles	2	2
2019	Eagles	1	1
2021	Eagles	0	0
2022	Eagles	3	3
2023	Steelers	1	1
2024	Steelers	1	1
NFL TOTALS		11	8



BEN SKOWRONEK

WR
HEIGHT: 6-3
WEIGHT: 224
BORN: June 27, 1997
COLLEGE: Notre Dame

HOW ACQUIRED: FA '24
NFL EXPERIENCE: 5th year
BIRTHPLACE: Fort Wayne, IN



PRO CAREER

- ✦ Has played in 55 regular-season games (13 starts) over four-year NFL career (L.A. Rams 2021-23; Pittsburgh 2024)
- ✦ Has registered 63 receptions for 644 yards (10.2 avg.) and one TD
- ✦ Has recorded three rushes for 26 yards (8.7 avg.) and one TD
- ✦ Has returned four career kickoffs for 70 yards (17.5 avg.)
- ✦ Has registered 26 tackles (19 solo) and two fumble recoveries on special teams
- ✦ Has played in six postseason games (no starts)
- ✦ Has caught three passes for 17 yards (5.7 avg.) in playoff games
- ✦ Has returned four kickoffs in his career for 70 yards (17.5 avg.)

2024 (STEELERS)

- ✦ Played in 10 regular-season games (one start)
- ✦ Caught five passes for 69 yards (13.8 avg.)
- ✦ Hauled in two passes for 25 yards (12.5 avg.) and two first downs in Week 16 at Baltimore
- ✦ Registered seven tackles (four solo) and two fumble recoveries on special teams
- ✦ One of five players in the NFL that registered at least two fumble recoveries on special teams

2023 (RAMS)

- ✦ Played in all 17 regular-season games (no starts)
- ✦ Caught eight passes for 66 yards (8.3 avg.) and one TD
- ✦ Hauled in a 20-yard TD pass in Week 8 at Dallas
- ✦ Rushed for nine yards on two carries (4.5 avg.)
- ✦ Registered 13 tackles (11 solo) on special teams

2022 (RAMS)

- ✦ Played in 14 regular-season games (11 starts)
- ✦ Caught career-high 39 passes for 376 yards (9.6 avg.)
- ✦ Registered his first NFL TD on his first career rushing attempt (Week 6 vs. Carolina)
- ✦ Rushed for 17 yards on one carry (17.0 avg.)

2021 (RAMS)

- ✦ Played in 14 regular-season games (one start)
- ✦ Caught 11 passes for 133 yards (12.1 avg.)
- ✦ Registered six tackles (four solo) on special teams
- ✦ Saw action in four postseason contests and was part of the Rams team that defeated the Bengals in Super Bowl LVI

PRO CAREER

- ✦ Activated from the Reserve/Injured List by Pittsburgh on Nov. 9, 2024
- ✦ Placed on the Reserve/Injured List by the Steelers on Sept. 18, 2024
- ✦ Restored to the Pittsburgh Practice Squad on Sept. 16, 2024
- ✦ Elevated from the Steelers Practice Squad to the Active/Inactive Roster on Sept. 14, 2024
- ✦ Restored to the Pittsburgh Practice Squad on Sept. 9, 2024
- ✦ Elevated from the Steelers Practice Squad to the Active/Inactive Roster on Sept. 7, 2024
- ✦ Signed to the Pittsburgh Practice Squad on Aug. 30, 2024
- ✦ Released by Houston on Aug. 27, 2024
- ✦ Traded to the Texans, along with a 2026 seventh-round pick, from L.A. Rams for a 2026 sixth-round pick on May 9, 2024
- ✦ Drafted by L.A. Rams in the seventh round (249th overall) of the 2021 NFL Draft

PERSONAL

- ✦ Attended Homestead H.S. where he earned a three-star rating from 247Sports and ranked as the No. 12 prospect in the state of Indiana
- ✦ Recorded a school-record 133 receptions for 2,181 yards and 26 TDs during his career
- ✦ Registered 52 tackles, three tackles for loss and three interceptions at safety (also returned kickoffs and punts)
- ✦ Led the Spartans to the 2015 Indiana 6A Sectional championship and was the 2015 Indiana Mr. Football positional winner
- ✦ Named Associated Press All-State, IFCA All-State, three-time First Team All-Conference (SAC), three-time All-Area, two-time All-Northeast Indiana, two-time Fab15 selection and a IFCA Top-50 selection
- ✦ Played basketball for Homestead, earning two varsity letters and winning the Indiana 4A state championship
- ✦ Was an honor roll student and graduated with a degree communication studies from Northwestern



COLLEGE

- ✦ Invited to the 2021 Reese's Senior Bowl and was named to the All-ACC Academic Team
- ✦ Played in 10 games (nine starts) for Notre Dame in 2020
- ✦ Hauled in two passes for 107 yards (53.5 avg.) and two TDs (73-yard long) in a 45-3 win at Pittsburgh in 2020
- ✦ Totaled five receptions for 63 yards and three TDs, which led all ACC players in scoring that week, in a 45-31 win at Boston College in 2020
- ✦ Caught four passes for a team-high 54 yards in the 2020 ACC Championship Game
- ✦ Hauled in four passes for 41 yards, rushing once for four yards, in the 2020 CFP Semifinal at the Rose Bowl Game
- ✦ Played in three games, recording 12 catches for 141 yards, before being sidelined with a season-ending injury as a senior in 2019 at Northwestern
- ✦ Named one of four team captains for Northwestern in 2019
- ✦ Started all 14 games of the 2018 season as a junior and totaled 45 catches for 562 yards and three TDs
- ✦ Registered multiple receptions in 10 games and posted four catches for 42 yards in the 2018 Big Ten Championship
- ✦ Named Academic All-Big Ten for the second consecutive season (2018, 2017)
- ✦ Started all 13 games, leading Northwestern with 45 receptions for 644 yards and adding five TDs, as a sophomore in 2017
- ✦ Set career-highs in multiple categories, including receptions, receiving yards, TDs, yards/catch (14.3) and yards/game (49.5)
- ✦ He had a breakout performance with eight receptions for 123 yards in the season opening victory over Nevada in 2017
- ✦ Named Academic All-Big Ten and was one of three true freshman on Northwestern's roster to see game action in 2016
- ✦ Appeared in all 13 games; finished with eight receptions for 70 yards in 2016

BEN SKOWRONEK'S NFL REGULAR SEASON RUSHING/RECEIVING STATISTICS

DATE	TEAM	GP	GS	RECEIVING					RUSHING				
				NO.	YDS.	AVG.	LG	TD	NO.	YDS.	AVG.	LG	TD
2021	Rams	14	1	11	133	12.1	35	0	0	0	0.0	0	0
2022	Rams	14	11	39	376	9.6	32	0	1	17	17.0	17	1
2023	Rams	17	0	8	66	8.3	20	1	2	9	4.5	11	0
2024	Steelers	10	1	5	69	13.8	23	0	0	0	0.0	0	0
NFL TOTALS		55	13	63	644	10.2	35	1	3	26	8.7	17	1

BEN SKOWRONEK'S NFL POSTSEASON RUSHING/RECEIVING STATISTICS

DATE	TEAM	GP	GS	RECEIVING					RUSHING				
				NO.	YDS.	AVG.	LG	TD	NO.	YDS.	AVG.	LG	TD
2021	Rams	4	0	2	12	6.0	7	0	0	0	0.0	0	0
2023	Rams	1	0	1	5	5.0	5	0	0	0	0.0	0	0
2024	Steelers	1	0	0	0	0.0	0	0	0	0	0.0	0	0
NFL TOTALS		6	0	3	17	5.7	7	0	0	0	0.0	0	0

BEN SKOWRONEK'S NFL REGULAR SEASON RETURN STATISTICS

DATE	TEAM	KICKOFF RETURNS					PUNT RETURNS					
		RET.	YDS.	AVG.	LG	TD	NO.	FC	YDS.	AVG.	LG	TD
2021	Rams	4	70	17.5	19	0	0	0	0	0.0	0	0
2022	Rams	0	0	0.0	0	0	0	0	0	0.0	0	0
2023	Rams	0	0	0.0	0	0	0	0	0	0.0	0	0
2024	Steelers	0	0	0.0	0	0	0	0	0	0.0	0	0
NFL TOTALS		4	70	17.5	19	0	0	0	0	0.0	0	0

BEN SKOWRONEK'S NFL POSTSEASON RETURN STATISTICS

DATE	TEAM	KICKOFF RETURNS					PUNT RETURNS					
		RET.	YDS.	AVG.	LG	TD	NO.	FC	YDS.	AVG.	LG	TD
2021	Rams	0	0	0.0	0	0	0	0	0	0.0	0	0
2023	Rams	0	0	0.0	0	0	0	0	0	0.0	0	0
2024	Steelers	0	0	0.0	0	0	0	0	0	0.0	0	0
NFL TOTALS		0	0	0.0	0	0	0	0	0	0.0	0	0

SINGLE-GAME HIGHS: RUSHING/RECEIVING

Rush Attempts	1 at Green Bay Packers, Nov 05, 2023 1 vs. San Francisco 49ers, Sep 17, 2023 ...1 more at 1.	Kickoff Returns	4 vs. Detroit Lions, Oct 24, 2021
Rushing Yards	17 vs. Carolina Panthers, Oct 16, 2022 11 vs. San Francisco 49ers, Sep 17, 2023	Kickoff Return Yards	70 vs. Detroit Lions, Oct 24, 2021
Longest Runs	17 vs. Carolina Panthers, Oct 16, 2022 11 vs. San Francisco 49ers, Sep 17, 2023	Longest Kickoff Return	19 vs. Detroit Lions, Oct 24, 2021 17 vs. Detroit Lions, Oct 24, 2021 ...2 more at 17.
Rushing TDs	1 vs. Carolina Panthers, Oct 16, 2022	Kickoff Return Average	17.5 vs. Detroit Lions, Oct 24, 2021
Receptions	7 vs. Las Vegas Raiders, Dec 08, 2022 6 vs. Dallas Cowboys, Oct 09, 2022	Special Teams Tackles	3 vs. Washington Commanders, Dec 17, 2023 2 vs. Cleveland Browns, Dec 08, 2024 ...5 more at 2.
Receiving Yards	89 vs. Las Vegas Raiders, Dec 08, 2022 66 at Arizona Cardinals, Sep 25, 2022	Most TDs	1 at Dallas Cowboys, Oct 29, 2023 1 vs. Carolina Panthers, Oct 16, 2022 1 vs. Seattle Seahawks, Dec 04, 2022 1 vs. San Francisco 49ers, Jan 09, 2022
Receiving Average	16.5 at Arizona Cardinals, Sep 25, 2022 12.7 vs. Las Vegas Raiders, Dec 08, 2022	Miscellaneous Tackles	1 at Tampa Bay Buccaneers, Nov 06, 2022
Longest Receptions	35 vs. Jacksonville Jaguars, Dec 05, 2021 32 vs. Las Vegas Raiders, Dec 08, 2022 ...1 more at 32.	Longest Own Fumble Return	1 at Tampa Bay Buccaneers, Nov 06, 2022
Receiving TDs	1 at Dallas Cowboys, Oct 29, 2023	Scrimmage Yards	89 vs. Las Vegas Raiders, Dec 08, 2022 66 at Arizona Cardinals, Sep 25, 2022
All-Purpose Yards	89 vs. Las Vegas Raiders, Dec 08, 2022 70 vs. Detroit Lions, Oct 24, 2021		



SINGLE-GAME HIGHS - POSTSEASON: RECEIVING

Receptions	2 at Cincinnati Bengals, Feb 13, 2022	Special Teams Tackles	2 at Tampa Bay Buccaneers, Jan 23, 2022
	1 at Detroit Lions, Jan 14, 2024	Miscellaneous Tackles	1 at Cincinnati Bengals, Feb 13, 2022
Receiving Yards	12 at Cincinnati Bengals, Feb 13, 2022	Scrimmage Yards	12 at Cincinnati Bengals, Feb 13, 2022
	5 at Detroit Lions, Jan 14, 2024		5 at Detroit Lions, Jan 14, 2024
Longest Receptions	7 at Cincinnati Bengals, Feb 13, 2022		
	5 at Detroit Lions, Jan 14, 2024		
	5 at Cincinnati Bengals, Feb 13, 2022		
All-Purpose Yards	12 at Cincinnati Bengals, Feb 13, 2022		
	5 at Detroit Lions, Jan 14, 2024		

2024 GAME-BY-GAME REGULAR-SEASON STATISTICS (STEELERS)

DATE	OPPONENT	P/S	RECEIVING					RUSHING					W/L	SCORE
			NO.	YDS.	AVG.	LG	TD	NO.	YDS.	AVG.	LG	TD		
09/08	at Falcons	P	0	0	0.0	0	0	0	0	0.0	0	0	W	18-10
09/15	at Broncos	P	0	0	0.0	0	0	0	0	0.0	0	0	W	13-6
09/22	Chargers												W	20-10
09/29	at Colts												L	24-27
10/06	Cowboys												L	17-20
10/13	at Raiders												W	32-13
10/20	Jets												W	37-15
10/28	Giants												W	26-18
11/10	at Commanders	P	0	0	0.0	0	0	0	0.0	0	0	W	28-27	
11/17	Ravens	P	1	4	4.0	4	0	0	0.0	0	0	W	18-16	
11/21	at Browns	S	0	0	0.0	0	0	0	0.0	0	0	L	19-24	
12/01	at Bengals	P	1	23	23.0	23	0	0	0.0	0	0	W	44-38	
12/08	Browns	P	0	0	0.0	0	0	0	0.0	0	0	W	27-14	
12/15	at Eagles	P	1	17	17.0	17	0	0	0.0	0	0	L	13-27	
12/21	at Ravens	P	2	25	12.5	17	0	0	0.0	0	0	L	17-34	
12/25	Chiefs												L	10-29
01/04	Bengals	P	0	0	0.0	0	0	0	0.0	0	0	L	17-19	
2024 TOTALS		10-1	5	69	13.8	23	0	0	0	0.0	0	0	10-7	

2023 GAME-BY-GAME REGULAR-SEASON STATISTICS (RAMS)

DATE	OPPONENT	P/S	RECEIVING					RUSHING					W/L	SCORE
			NO.	YDS.	AVG.	LG	TD	NO.	YDS.	AVG.	LG	TD		
09/10	at Seahawks	P	0	0	0.0	0	0	0	0	0.0	0	0	W	30-13
09/17	49ers	P	1	10	10.0	10	0	1	11	11.0	11	0	L	23-30
09/25	at Bengals	P	1	3	3.0	3	0	0	0	0.0	0	0	L	16-19
10/01	at Colts	P	0	0	0.0	0	0	0	0	0.0	0	0	W	29-23+
10/08	Eagles	P	0	0	0.0	0	0	0	0	0.0	0	0	L	14-23
10/15	Cardinals	P	0	0	0.0	0	0	0	0	0.0	0	0	W	26-9
10/22	Steelers	P	0	0	0.0	0	0	0	0	0.0	0	0	L	17-24
10/29	at Cowboys	P	1	20	20.0	20t	1	0	0	0.0	0	0	L	20-43
11/05	at Packers	P	0	0	0.0	0	0	1	-2	-2.0	-2	0	L	3-20
11/19	Seahawks	P	0	0	0.0	0	0	0	0	0.0	0	0	W	17-16
11/26	at Cardinals	P	1	-1	-1.0	-1	0	0	0	0.0	0	0	W	37-14
12/03	Browns	P	2	12	6.0	6	0	0	0	0.0	0	0	W	36-19
12/10	at Ravens	P	0	0	0.0	0	0	0	0	0.0	0	0	L	31-37+
12/17	Commanders	P	0	0	0.0	0	0	0	0	0.0	0	0	W	28-20
12/21	Saints	P	0	0	0.0	0	0	0	0	0.0	0	0	W	30-22
12/31	at Giants	P	0	0	0.0	0	0	0	0	0.0	0	0	W	26-25
01/07	at 49ers	P	2	22	11.0	17	0	0	0	0.0	0	0	W	21-20
2023 TOTALS		17-0	8	66	8.3	20T	1	2	9	4.5	11	0	10-7	

+ - Overtime

2022 GAME-BY-GAME REGULAR-SEASON STATISTICS (RAMS)

DATE	OPPONENT	P/S	RECEIVING					RUSHING					W/L	SCORE
			NO.	YDS.	AVG.	LG	TD	NO.	YDS.	AVG.	LG	TD		
09/08	Bills	S	4	25	6.3	12	0	0	0	0.0	0	0	L	10-31
09/18	Falcons	S	2	16	8.0	8	0	0	0	0.0	0	0	W	31-27
09/25	at Cardinals	S	4	66	16.5	32	0	0	0	0.0	0	0	W	20-12
10/03	at 49ers	S	2	33	16.5	17	0	0	0	0.0	0	0	L	9-24
10/09	Cowboys	S	6	41	6.8	12	0	0	0	0.0	0	0	L	10-22
10/16	Panthers	P	5	40	8.0	19	0	1	17	17.0	17t	1	W	24-10
10/30	49ers	P	1	10	10.0	10	0	0	0	0.0	0	0	L	14-31
11/06	at Buccaneers	P	0	0	0.0	0	0	0	0	0.0	0	0	L	13-16
11/13	Cardinals	S	2	14	7.0	8	0	0	0	0.0	0	0	L	17-27
11/20	at Saints	S	1	4	4.0	4	0	0	0	0.0	0	0	L	20-27
11/27	at Chiefs	S	2	5	2.5	5	0	0	0	0.0	0	0	L	10-26
12/04	Seahawks	S	2	30	15.0	22	0	0	0	0.0	0	0	L	23-27
12/08	Raiders	S	7	89	12.7	32	0	0	0	0.0	0	0	W	17-16
12/19	at Packers	S	1	3	3.0	3	0	0	0	0.0	0	0	L	12-24
12/25	Broncos												W	51-14
01/01	at Chargers												L	10-31
01/08	at Seahawks												L	16-19+
2022 TOTALS	14-11		39	376	9.6	32	0	1	17	17.0	17T	1	5-12	

+ - Overtime

2021 GAME-BY-GAME REGULAR-SEASON STATISTICS (RAMS)

DATE	OPPONENT	P/S	RECEIVING					RUSHING					W/L	SCORE
			NO.	YDS.	AVG.	LG	TD	NO.	YDS.	AVG.	LG	TD		
09/12	Bears												W	34-14
09/19	at Colts												W	27-24
09/26	Buccaneers	P	0	0	0.0	0	0	0	0	0.0	0	0	W	34-24
10/03	Cardinals	P	0	0	0.0	0	0	0	0	0.0	0	0	L	20-37
10/07	at Seahawks	P	0	0	0.0	0	0	0	0	0.0	0	0	W	26-17
10/17	at Giants	P	0	0	0.0	0	0	0	0	0.0	0	0	W	38-11
10/24	Lions	P	0	0	0.0	0	0	0	0	0.0	0	0	W	28-19
10/31	at Texans	P	3	30	10.0	20	0	0	0	0.0	0	0	W	38-22
11/07	Titans	P	0	0	0.0	0	0	0	0	0.0	0	0	L	16-28
11/15	at 49ers	P	1	8	8.0	8	0	0	0	0.0	0	0	L	10-31
11/28	at Packers												L	28-36
12/05	Jaguars	S	1	35	35.0	35	0	0	0	0.0	0	0	W	37-7
12/13	at Cardinals	P	0	0	0.0	0	0	0	0	0.0	0	0	W	30-23
12/21	Seahawks	P	4	42	10.5	14	0	0	0	0.0	0	0	W	20-10
12/26	at Vikings	P	0	0	0.0	0	0	0	0	0.0	0	0	W	30-23
01/02	at Ravens	P	2	18	9.0	15	0	0	0	0.0	0	0	W	20-19
01/09	49ers	P	0	0	0.0	0	0	0	0	0.0	0	0	L	24-27+
2021 TOTALS	14-1		11	133	12.1	35	0	0	0	0.0	0	0	12-5	

+ - Overtime

2024 GAME-BY-GAME POSTSEASON STATISTICS (STEELERS)


DATE	OPPONENT	P/S	RECEIVING					RUSHING					W/L	SCORE
			NO.	YDS.	AVG.	LG	TD	NO.	YDS.	AVG.	LG	TD		
01/11	at Ravens	P	0	0	0.0	0	0	0	0	0.0	0	0	L	14-28
2024 TOTALS	1-0		0	0	0.0	0	0	0	0	0.0	0	0	0-1	

2023 GAME-BY-GAME POSTSEASON STATISTICS (RAMS)

DATE	OPPONENT	P/S	RECEIVING					RUSHING					W/L	SCORE
			NO.	YDS.	AVG.	LG	TD	NO.	YDS.	AVG.	LG	TD		
01/14	at Lions	P	1	5	5.0	5	0	0	0	0.0	0	0	L	23-24
2023 TOTALS	1-0		1	5	5.0	5	0	0	0	0.0	0	0	0-1	

2021 GAME-BY-GAME POSTSEASON STATISTICS (RAMS)

DATE	OPPONENT	P/S	RECEIVING					RUSHING					W/L	SCORE
			NO.	YDS.	AVG.	LG	TD	NO.	YDS.	AVG.	LG	TD		
01/17	Cardinals	P	0	0	0.0	0	0	0	0	0.0	0	0	W	34-11
01/23	at Buccaneers	P	0	0	0.0	0	0	0	0	0.0	0	0	W	30-27
01/30	49ers	P	0	0	0.0	0	0	0	0	0.0	0	0	W	20-17
02/13	at Bengals	P	2	12	6.0	7	0	0	0	0.0	0	0	W	23-20
2021 TOTALS	4-0		2	12	6.0	7	0	0	0	0.0	0	0	4-0	



**DARIUS
SLAY**

CB
HEIGHT: 6-0
WEIGHT: 190
BORN: January 1, 1991
COLLEGE: Mississippi State



HOW ACQUIRED: FA '25
NFL EXPERIENCE: 13th year
BIRTHPLACE: Brunswick, GA

PRO CAREER

- ✦ Has played in 177 regular-season games (167 starts) over his 12-year NFL career (Detroit 2013-19; Philadelphia 2020-24)
- ✦ Has registered 614 tackles (512 solo), 161 passes defended, 28 interceptions, 16 tackles for loss, five fumble recoveries, three interceptions returned for TD, two forced fumbles, one quarterback hit and 1.0 sack
- ✦ Led Philadelphia No. 1 pass defense and contributed to the Eagles owning the NFL's No. 1 total defense, en route to a Super Bowl LIX victory
- ✦ Leads all NFL players with 161 PDs since the 2013 campaign
- ✦ Six-time Pro Bowl honoree (2018, 2019, 2020, 2022, 2023, 2024)
- ✦ Named first-team All-Pro by the Associated Press in 2017
- ✦ Voted a team captain for the first time in his career in 2022, when he helped the Eagles defense make a Super Bowl LVII appearance
- ✦ Led the NFL with a career-high eight interceptions (tied) and 26 passes defended in 2017
- ✦ Made NFL debut in Week 1 of 2013 (vs. Minnesota)
- ✦ Made NFL starting debut in Week 1 of 2013 (vs. Minnesota)

2024 (EAGLES)

- ✦ Played in 14 regular-season games (14 starts)
- ✦ Registered 49 tackles (39 solo), 13 passes defended, one forced fumble and one fumble recovery
- ✦ Helped the Eagles lead the NFL in pass defense
- ✦ Led Philadelphia with 13 passes defended, marking the third straight season he has recorded at least 13 passes defended

2023 (EAGLES)

- ✦ Earned his sixth Pro Bowl nod in seven seasons, including his third in a row and fourth overall with the Eagles
- ✦ Played in 12 regular-season games (12 starts)
- ✦ Registered 57 tackles (48 solo) with a team-best 15 passes defended and two interceptions (one returned for TD)
- ✦ Recorded three passes defended with a 70-yard interception return for TD in a 25-20 win at New England in Week 1
- ✦ The 70-yard interception return for TD was his third career interception return for TD and longest by an Eagles player since Malcolm Jenkins' 99-yard return in 2015

2022 (EAGLES)

- ✦ Voted to his fifth Pro Bowl after registering 55 tackles (40 solo), 14 passes defended and three interceptions
- ✦ Played in 17 regular-season games (17 starts)
- ✦ Joined James Bradberry as the only cornerback tandem in the NFL to both finish the season with at least 14 passes defended and three interceptions
- ✦ Earned NFC Defensive Player of the Week honors after leading the Eagles with a career-high five passes defended and two interception in the 24-7 victory vs. Minnesota in Week 2
- ✦ Third Eagles player since 1999 to record at least five passes defended and two interceptions in the same game, joining Lito Sheppard (2006) and Troy Vincent (1999)

2021 (EAGLES)

- ✦ Played in 16 regular-season games (16 starts)
- ✦ Voted to his fourth Pro Bowl after leading the NFL with a career-high three defensive TDs (two fumble recoveries and one interception)
- ✦ Paced the defense with five takeaways (three interceptions and two fumble recoveries and nine passes defended) (tied)
- ✦ Registered 52 tackles (40 solo) and five tackles for loss
- ✦ Joined Eric Allen in 1993 (four interception returns for TD) as the only players in franchise history to post at least three defensive TDs in a single season
- ✦ First player in team history to register at least three defensive TDs in a four-game span (first NFL player to do so since Eddie Jackson with Chicago in 2018)
- ✦ Fourth NFL player since 1999 to record 50+ yard defensive TDs in consecutive games, joining Sheldon Brown (2009), Vincent Fuller (2007) and Greg Ellis (1999)
- ✦ Named NFC Defensive Player of the Week after he registered an 83-yard fumble return for TD in the 30-13 victory at Denver in Week 10
- ✦ Tied for the seventh-longest fumble return for TD in franchise history
- ✦ Fourth Eagles player to register two fumble recoveries for TD in a single season, joining Juqua Parker (2011), Kevin Curtis (2007) and Seth Joyder (1991)
- ✦ Produced a 33-yard fumble return for TD in the 44-6 victory at Detroit in Week 8
- ✦ Recorded a career-high-tying two interceptions in the 21-18 victory at Carolina in Week 5

2020 (EAGLES)

- ✦ Played in 15 regular-season games (14 starts)
- ✦ Registered 59 tackles (53 solo), six passes defended, two tackles for loss and one interception
- ✦ Ranked second on the Eagles in passes defended, trailing only Rodney McLeord (seven)

2019 (LIONS)

- ✦ Played in 14 regular-season games (14 starts)
- ✦ Registered 46 tackles (36 solo), 13 passes defended, two interceptions and one fumble recovery
- ✦ His 13 passes defended led the Lions



2018 (LIONS)

- ✦ Played in 15 regular-season games (15 starts)
- ✦ Registered 43 tackles (40 solo), 17 passes defended and three interceptions
- ✦ His 17 passes defended not only led the Lions, but ranked fourth in the NFL – trailing only Kyle Fuller (21), Stephon Gilmore (20) and Kareem Jackson (18)
- ✦ His three interceptions were tied for the best on the Lions
- ✦ Named NFC Defensive Player of the Week after he recorded a 67-yard interception return for TD in the 17-3 victory at Arizona in Week 14
- ✦ First Lions defensive player in franchise history to collect three player of the Week accolades

2017 (LIONS)

- ✦ Played in 16 regular-season games (16 starts)
- ✦ Registered 60 tackles (54 solo), 26 passes defended, eight interceptions and one fumble recovery
- ✦ His 26 passes defended were a career-best and led the NFL
- ✦ His eight interceptions tied for the League-lead (Kevin Byard)
- ✦ First Lions player with at least eight interceptions in a single season since Willie Clay in 1995
- ✦ First Detroit comeback with at least eight interceptions in a single season since Dick LeBeau in 1970
- ✦ Named NFC Defensive Player of the Week after he registered two interceptions in the 20-10 victory vs. Chicago in Week 11

2016 (LIONS)

- ✦ Played in 13 regular-season games (13 starts)
- ✦ Registered 44 tackles (43 solo), 1.0 sack, 13 passes defended, two interceptions and one forced fumble
- ✦ His 13 passes defended led the Lions
- ✦ Named NFC Defensive Player of the Week after he registered three tackles, two passes defended, one interception and one forced fumble in the 24-23 victory vs. Philadelphia in Week 5

2015 (LIONS)

- ✦ Played in 16 regular-season games (16 starts)
- ✦ Registered 58 tackles (47 solo), 13 passes defended and two interceptions
- ✦ His 13 passes defended led the Lions

2014 (LIONS)

- ✦ Played in 16 regular-season games (16 starts)
- ✦ Registered 60 tackles (47 solo), 17 passes defended and two interceptions
- ✦ His 17 passes defended not only led the Lions, but ranked tied for sixth in the NFL – trailing only Bradley Fletcher (22), Joe Haden (20), Vontae Davis (18), Buster Skrine (18) and Xavier Rhodes (18)
- ✦ His 60 tackles were a then-career-high

2013 (LIONS)

- ✦ Played in 13 regular-season games (four starts)
- ✦ Registered 31 tackles (25 solo) and five passes defended

TRANSACTIONS

- ✦ Signed a one-year contract with Pittsburgh on March 13, 2025
- ✦ Waived by Philadelphia on March 12, 2025
- ✦ Signed a two-year contract extension with the Eagles on March 16, 2023
- ✦ Signed a three-year contract extension with Philadelphia on March 19, 2020
- ✦ Acquired, via trade with Detroit, for the Eagles' third (85th overall) and fifth-round (166th overall) selections in the 2020 draft
- ✦ Signed a four-year contract extension with the Lions on July 29, 2016
- ✦ Signed a four-year deal with Detroit on Apr. 26, 2013
- ✦ Drafted by the Lions in the second round (36th overall) of the 2013 NFL Draft

PERSONAL

- ✦ Goes by "Slay" or "'Big Play' Slay"
- ✦ Only his grandmother has permission to call him "Darius"
- ✦ His father, Darius Sr., calls him "Junior"
- ✦ In February 2025, was given the key to Brunswick, Georgia and had a parade thrown in his honor, where Brunswick Mayor Cosby Johnson spoke on the impact that Slay has had on the community
- ✦ Born when Darius Sr. and his mother, Stephanie Lowe, were just 14 and 13 years old, respectively
- ✦ Considers his mother a 'big sister' who is one of his best friends in life as well as his idol
- ✦ His oldest son, Darion, was born when Slay was 15 years old
- ✦ Forced to grow up quickly and understood that he had to treat school more seriously
- ✦ Darion pushed Slay to become the best version of himself and also drove him toward the NFL
- ✦ Treats Darion like he is his younger brother and connects with him through football
- ✦ Married to his wife, Jennifer, who played basketball at Southwest Oklahoma State
- ✦ In 2018, opened the Big Play Slay Center of Excellence, which is an academic center in his hometown of Brunswick, Georgia

COLLEGE

- ✦ Played collegiately at Itawamba Community College (Fulton, Miss.) for two years (2009-10) and Mississippi State for two years (2011-12)
- ✦ Earned All-SEC honors as a senior at Mississippi State in 2012, when he recorded 40 tackles (26 solo) with a career-high five interceptions, including one returned for TD
- ✦ Registered 24 tackles (16 solo) and one interception returned for TD as a junior in 2011
- ✦ Named MACJC First Team All-State following his sophomore year at Itawamba in 2010, registering 32 tackles, one forced fumble and one fumble recovery
- ✦ As a freshman in 2009, produced 41 tackles, two forced fumbles and 1.0 sack en route to MACJC First Team All-State recognition



DARIUS SLAY'S NFL REGULAR SEASON DEFENSIVE STATISTICS

Table with columns: DATE, TEAM, GP, GS, TK, S, A, TACKLES (TFL, YDS, SK, YDS, QBH), INTERCEPTIONS (NO, YDS, LG, TD, PD), O. FUMB (FF, FR, TD, YDS), ST (TK, S, A, FF, FR), MISC (S, A). Rows include seasons 2013-2024 and NFL TOTALS.

DARIUS SLAY'S NFL POSTSEASON DEFENSIVE STATISTICS

Table with columns: DATE, TEAM, GP, GS, TK, S, A, TACKLES (TFL, YDS, SK, YDS, QBH), INTERCEPTIONS (NO, YDS, LG, TD, PD), O. FUMB (FF, FR, TD, YDS), ST (TK, S, A, FF, FR), MISC (S, A). Rows include seasons 2014-2024 and NFL TOTALS.

SINGLE-GAME HIGHS: DEFENSIVE

- Total Tackles: 9 vs. Seattle Seahawks, Nov 30, 2020; 8 at Pittsburgh Steelers, Oct 11, 2020; ...3 more at 8.
Solo Tackles: 8 vs. Seattle Seahawks, Nov 30, 2020; 8 vs. Green Bay Packers, Jan 01, 2017; 1.0 at Chicago Bears, Oct 02, 2016.
Sacks: 1.0 at Chicago Bears, Oct 02, 2016.
Passes Defensed: 5 vs. Minnesota Vikings, Sep 19, 2022; 4 vs. Chicago Bears, Oct 18, 2015.
Forced Fumbles: 1 vs. Philadelphia Eagles, Oct 09, 2016.
Fumble Recoveries: 1 at Denver Broncos, Nov 14, 2021; 1 at Detroit Lions, Oct 31, 2021; ...2 more at 1.
Tackles For Loss: 1 vs. New York Giants, Dec 26, 2021; 1 vs. New Orleans Saints, Nov 21, 2021; ...10 more at 1.
Interceptions: 2 at Carolina Panthers, Oct 10, 2021; 2 vs. Chicago Bears, Dec 16, 2017; ...1 more at 2.
Interception Return Yards: 67 at Arizona Cardinals, Dec 09, 2018; 52 vs. Atlanta Falcons, Sep 24, 2017.
Special Teams Tackles: 1 at Chicago Bears, Jan 03, 2016; 1 vs. Minnesota Vikings, Dec 14, 2014; ...3 more at 1.
Longest Opp Fumble Return: 83 at Denver Broncos, Nov 14, 2021; 38 at Philadelphia Eagles, Sep 22, 2019.

SINGLE-GAME HIGHS - POSTSEASON: DEFENSIVE

- Total Tackles: 5 at Tampa Bay Buccaneers, Jan 16, 2022; 2 at Seattle Seahawks, Jan 07, 2017.
Solo Tackles: 4 at Tampa Bay Buccaneers, Jan 16, 2022; 1 at Seattle Seahawks, Jan 07, 2017.
Passes Defensed: 1 at Tampa Bay Buccaneers, Jan 16, 2022; 1 at Dallas Cowboys, Jan 04, 2015.
Special Teams Tackles: 1 at Dallas Cowboys, Jan 04, 2015.

2024 GAME-BY-GAME REGULAR-SEASON STATISTICS (EAGLES)

Table with columns: DATE, OPPONENT, P/S, TACKLES (TK, S, A, SK, YDS, TFL, YDS, QBH), INTERCEPTIONS (NO, YDS, LG, TD, PD), O. FUMB (FF, FR, TD, YDS), ST (TK, S, A, FF, FR), MISC (S, A), W/L, SCORE. Rows include games from 09/06 to 01/05 and 2024 TOTALS.



2023 GAME-BY-GAME REGULAR-SEASON STATISTICS (EAGLES)

Table with columns: DATE, OPPONENT, P/S, TACKLES (TK, S, A, SK, YDS, TFL, YDS, QBH), INTERCEPTIONS (NO, YDS, LG, TD, PD), O. FUMB (FF, FR, TD, YDS), ST (TK, S, A, FF, FR), MISC (S, A), W/L, SCORE. Rows include games from 09/10 to 10/07 and 2023 TOTALS.

2022 GAME-BY-GAME REGULAR-SEASON STATISTICS (EAGLES)

Table with columns: DATE, OPPONENT, P/S, TACKLES (TK, S, A, SK, YDS, TFL, YDS, QBH), INTERCEPTIONS (NO, YDS, LG, TD, PD), O. FUMB (FF, FR, TD, YDS), ST (TK, S, A, FF, FR), MISC (S, A), W/L, SCORE. Rows include games from 09/11 to 10/08 and 2022 TOTALS.

2021 GAME-BY-GAME REGULAR-SEASON STATISTICS (EAGLES)

Table with columns: DATE, OPPONENT, P/S, TACKLES (TK, S, A, SK, YDS, TFL, YDS, QBH), INTERCEPTIONS (NO, YDS, LG, TD, PD), O. FUMB (FF, FR, TD, YDS), ST (TK, S, A, FF, FR), MISC (S, A), W/L, SCORE. Rows include games from 09/12 to 01/02 and 2021 TOTALS.

2016 GAME-BY-GAME REGULAR-SEASON STATISTICS (LIONS)

Table with columns: DATE, OPPONENT, P/S, TACKLES (TK, S, A, SK, YDS, TFL, YDS, QBH), INTERCEPTIONS (NO, YDS, LG, TD, PD), O. FUMB (FF, FR, TD, YDS), ST (TK, S, A, FF, FR), MISC (S, A), W/L, SCORE. Rows include games from 09/11 to 01/01 and 2016 TOTALS.

+ - Overtime

2015 GAME-BY-GAME REGULAR-SEASON STATISTICS (LIONS)

Table with columns: DATE, OPPONENT, P/S, TACKLES (TK, S, A, SK, YDS, TFL, YDS, QBH), INTERCEPTIONS (NO, YDS, LG, TD, PD), O. FUMB (FF, FR, TD, YDS), ST (TK, S, A, FF, FR), MISC (S, A), W/L, SCORE. Rows include games from 09/13 to 01/03 and 2015 TOTALS.

+ - Overtime

2014 GAME-BY-GAME REGULAR-SEASON STATISTICS (LIONS)

Table with columns: DATE, OPPONENT, P/S, TACKLES (TK, S, A, SK, YDS, TFL, YDS, QBH), INTERCEPTIONS (NO, YDS, LG, TD, PD), O. FUMB (FF, FR, TD, YDS), ST (TK, S, A, FF, FR), MISC (S, A), W/L, SCORE. Rows include games from 09/08 to 12/28 and 2014 TOTALS.

2013 GAME-BY-GAME REGULAR-SEASON STATISTICS (LIONS)

Table with columns: DATE, OPPONENT, P/S, TACKLES (TK, S, A, SK, YDS, TFL, YDS, QBH), INTERCEPTIONS (NO, YDS, LG, TD, PD), O. FUMB (FF, FR, TD, YDS), ST (TK, S, A, FF, FR), MISC (S, A), W/L, SCORE. Rows include games from 09/08 to 12/29 and 2013 TOTALS.

+ - Overtime

2024 GAME-BY-GAME POSTSEASON STATISTICS (EAGLES)

DATE	OPPONENT	P/S	TACKLES							INTERCEPTIONS					O. FUMB			ST				MISC		W/L	SCORE										
			TK	S	A	SK	YDS	TFL	YDS	QBH	NO	YDS	LG	TD	PD	FF	FR	TD	YDS	TK	S	A	FF			FR	S	A							
01/12	Packers	S	3	2	1	0.0	0.0	0	0	0	0	1	0	0	0	1	0	0	0	0	0	0	0	0	0	0	0	0	0	0	0	0	0	W	22-10
01/19	Rams	S	6	5	1	0.0	0.0	0	0	0	0	0	0	0	0	3	0	0	0	0	0	0	0	0	0	0	0	0	0	0	0	0	0	W	28-22
01/26	Commanders	S	3	3	0	0.0	0.0	0	0	0	0	0	0	0	0	1	0	0	0	0	0	0	0	0	0	0	0	0	0	0	0	0	0	W	55-23
02/09	Chiefs	S	2	2	0	0.0	0.0	0	0	0	0	0	0	0	0	0	0	0	0	0	0	0	0	0	0	0	0	0	0	0	0	0	0	W	40-22
2024 TOTALS			4-4			14	12	2	0.0	0.0	0	0	0	0	0	1	0	0	0	5	0	0	0	0	0	0	0	0	0	0	0	0	0	4-0	

2023 GAME-BY-GAME POSTSEASON STATISTICS (EAGLES)

DATE	OPPONENT	P/S	TACKLES							INTERCEPTIONS					O. FUMB			ST				MISC		W/L	SCORE									
			TK	S	A	SK	YDS	TFL	YDS	QBH	NO	YDS	LG	TD	PD	FF	FR	TD	YDS	TK	S	A	FF			FR	S	A						
01/15	at Buccaneers	S	6	4	2	0.0	0.0	0	0	0	0	0	0	0	0	0	0	0	0	0	0	0	0	0	0	0	0	0	0	0	0	0	L	9-32
2023 TOTALS			1-1			6	4	2	0.0	0.0	0	0	0	0	0	0	0	0	0	0	0	0	0	0	0	0	0	0	0	0	0	0	0-1	

2022 GAME-BY-GAME POSTSEASON STATISTICS (EAGLES)

DATE	OPPONENT	P/S	TACKLES							INTERCEPTIONS					O. FUMB			ST				MISC		W/L	SCORE										
			TK	S	A	SK	YDS	TFL	YDS	QBH	NO	YDS	LG	TD	PD	FF	FR	TD	YDS	TK	S	A	FF			FR	S	A							
01/21	Giants	S	5	4	1	0.0	0.0	0	0	0	0	0	0	0	1	0	0	0	0	0	0	0	0	0	0	0	0	0	0	0	0	0	W	38-7	
01/29	49ers	S	3	0	3	0.0	0.0	0	0	0	0	0	0	0	0	0	0	0	0	0	0	0	0	0	0	0	0	0	0	0	0	0	0	W	31-7
02/12	Chiefs	S	4	4	0	0.0	0.0	0	0	0	0	0	0	0	0	0	0	0	0	0	0	0	0	0	0	0	0	0	0	0	0	0	L	35-38	
2022 TOTALS			3-3			12	8	4	0.0	0.0	0	0	0	0	1	0	0	0	0	0	0	0	0	0	0	0	0	0	0	0	0	2-1			

2021 GAME-BY-GAME POSTSEASON STATISTICS (EAGLES)

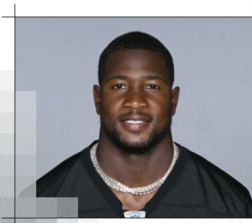
DATE	OPPONENT	P/S	TACKLES							INTERCEPTIONS					O. FUMB			ST				MISC		W/L	SCORE								
			TK	S	A	SK	YDS	TFL	YDS	QBH	NO	YDS	LG	TD	PD	FF	FR	TD	YDS	TK	S	A	FF			FR	S	A					
01/16	at Buccaneers	S	5	4	1	0.0	0.0	0	0	0	0	0	0	0	1	0	0	0	0	0	0	0	0	0	0	0	0	0	0	0	0	L	15-31
2021 TOTALS			1-1			5	4	1	0.0	0.0	0	0	0	0	1	0	0	0	0	0	0	0	0	0	0	0	0	0	0	0	0	0-1	

2016 GAME-BY-GAME POSTSEASON STATISTICS (LIONS)

DATE	OPPONENT	P/S	TACKLES							INTERCEPTIONS					O. FUMB			ST				MISC		W/L	SCORE										
			TK	S	A	SK	YDS	TFL	YDS	QBH	NO	YDS	LG	TD	PD	FF	FR	TD	YDS	TK	S	A	FF			FR	S	A							
01/07	at Seahawks	S	2	1	1	0.0	0.0	0	0	0	0	0	0	0	0	0	0	0	0	0	0	0	0	0	0	0	0	0	0	0	0	0	0	L	6-26
2016 TOTALS			1-1			2	1	1	0.0	0.0	0	0	0	0	0	0	0	0	0	0	0	0	0	0	0	0	0	0	0	0	0	0-1			

2014 GAME-BY-GAME POSTSEASON STATISTICS (LIONS)

DATE	OPPONENT	P/S	TACKLES							INTERCEPTIONS					O. FUMB			ST				MISC		W/L	SCORE								
			TK	S	A	SK	YDS	TFL	YDS	QBH	NO	YDS	LG	TD	PD	FF	FR	TD	YDS	TK	S	A	FF			FR	S	A					
01/04	at Cowboys	S	0	0	0	0.0	0.0	0	0	0	0	0	0	0	1	0	0	0	0	0	0	0	0	0	0	0	0	0	0	0	0	L	20-24
2014 TOTALS			1-1			0	0	0	0.0	0.0	0	0	0	0	1	0	0	0	0	0	0	0	0	0	0	0	0	0	0	0	0	0-1	



JONNU SMITH

TE
HEIGHT: 6-3
WEIGHT: 248
BORN: August 22, 1995
COLLEGE: FIU

HOW ACQUIRED: TR '25 (DFA)
NFL EXPERIENCE: 9th year
BIRTHPLACE: Ocala, FL



PRO CAREER

- ✦ Has played in 124 career regular-season games (84 starts) in nine-year NFL career (Tennessee 2017-20; New England 2021-22; Atlanta 2023; Miami 2024)
- ✦ Pro Bowl selection in 2024
- ✦ Has caught 307 passes for 3,307 yards and 28 TDs
- ✦ Rushed for 126 yards on 19 carries (6.6 avg.) and one TD
- ✦ Returned three kickoffs for 47 yards (15.7 avg.)
- ✦ Has played in seven postseason games (six starts), including five with Tennessee and one with New England
- ✦ His 88 receptions, 884 receiving yards and eight receiving TDs in 2024 were the most by a Dolphins tight end in a single season
- ✦ His 884 receiving yards in 2024 were the fourth-most in the League by a tight end
- ✦ Made NFL debut in Week 1 of 2017 (vs. Oakland)
- ✦ Made NFL starting debut in Week 1 of 2017 (vs. Oakland)

2024 (DOLPHINS)

- ✦ Played in 17 regular-season games (six starts)
- ✦ Caught 88 passes for 884 yards (10.0 avg.) and eight TDs
- ✦ His 88 receptions, 884 receiving yards and eight receiving TDs in 2024 were the most by a Dolphins tight end in a single season
- ✦ His 884 receiving yards in 2024 were the fourth-most in the League by a tight end
- ✦ Broke the franchise record for single-season receptions and receiving yards by a tight end, which had stood for 20 years (Randy McMichael, 73 receptions for 791 yards in 2004)
- ✦ Broke the franchise record for single-season receiving TDs by a tight end, which was held by Anthony Fasano (seven in 2008) and Keith Jackson (seven in 1994)
- ✦ Caught seven passes for 96 yards (13.7 avg.) and one TD in Week 7 at Indianapolis
- ✦ Recorded six receptions for 101 yards and two TDs in Week 11 vs. Las Vegas
- ✦ Became the first Dolphins tight end since the 1970 merger to have 100+ receiving yards and two receiving TDs in a game
- ✦ Caught nine passes for 87 yards (9.7 avg.) and one TD in Week 12 vs. New England
- ✦ Registered 10 catches for 113 yards (11.3 avg.) in Week 13 at Green Bay

2023 (FALCONS)

- ✦ Played in 17 regular-season games (six starts)
- ✦ Caught 50 passes for 582 yards (11.6 avg.) and three TDs

2022 (PATRIOTS)

- ✦ Played in 14 regular-season games (eight starts)
- ✦ Caught 27 passes for 245 yards (9.1 avg.)

2021 (PATRIOTS)

- ✦ Played in 16 regular-season games (11 starts)
- ✦ Caught 28 passes for 294 yards (10.5 avg.) and one TD

2020 (TITANS)

- ✦ Played in 15 regular-season games (14 starts)
- ✦ Caught 41 passes for 448 yards (10.9 avg.) and eight TDs
- ✦ Registered four catches for 84 yards (21.0 avg.) and two TDs in Week 2 vs. Jacksonville
- ✦ Recorded five catches for 40 yards (8.0 avg.) and two TDs in Week 5 vs. Buffalo

2019 (TITANS)

- ✦ Played in 16 regular-season games (14 starts)
- ✦ Caught 35 passes for 439 yards (12.5 avg.) and three TDs
- ✦ Registered two catches for 12 yards (6.0 avg.) and one TD in the Divisional Round at Baltimore

2018 (TITANS)

- ✦ Played in 13 regular-season games (12 starts)
- ✦ Caught 20 passes for 258 yards (12.9 avg.) and three TDs

2017 (TITANS)

- ✦ Played in 16 regular-season games (13 starts)
- ✦ Caught 18 passes for 157 yards (12.9 avg.) and two TDs



TRANSACTIONS

- Traded, along with Jalen Ramsey and seventh-round pick in the 2027 NFL Draft, to Pittsburgh for Minkah Fitzpatrick and fifth-round pick in the 2027 NFL Draft
- Signed a two-year contract with Miami on March 7, 2024
- Released by Atlanta on Feb. 27, 2024
- Traded to the Falcons for a seventh-round pick in the 2023 NFL Draft (#245 Isaiah Bolden)
- Signed a four-year contract with New England on March 15, 2021
- Signed a four-year contract with Tennessee on May 17, 2017
- Drafted by the Titans in the third round (100th overall) of the 2017 NFL Draft

PERSONAL

- Attended West Port H.S. (Ocala, Fla.), where he was named 2012 Ocala Star Banner All-County First Team and 2012 Florida Athletic Coaches Association All-District 7 Football Team
- Rated the No. 75 tight end nationally from 247Sports
- Registered a team-leading 34 catches for 517 yards and two TDs touchdowns as a senior in 2012
- Competed in weightlifting, finishing second in the county in the 219-pound weight class
- Began playing football at age five
- Played Pop Warner football for the Northwest Raiders, growing up in Philadelphia

COLLEGE

- Played four seasons as a tight end at FIU (2013-16), where he finished his career ranked first among tight ends in program history with 178 receptions and 2,001 yards receiving
- Ranked third in school history in career TD receptions (18), fourth in career receptions and fifth in career receiving yards
- Started 43 career games for the Panthers
- Played 11 games (11 starts) as a senior in 2016
- Named second-team, All-C-USA honoree
- Caught 42 passes for 506 yards and four TDs
- Fifth player in FIU history to register over 2,000 yards receiving during a career
- Averaged 12.0 yards/reception and 46.0 yards/game
- Finished his career registering at least one reception in every game he played (43-straight – second-most in school history)

JONNU SMITH'S NFL REGULAR SEASON RUSHING/RECEIVING STATISTICS

DATE	TEAM	GP	GS	RECEIVING					RUSHING				
				NO.	YDS.	AVG.	LG	TD	NO.	YDS.	AVG.	LG	TD
2017	Titans	16	13	18	157	8.7	32t	2	0	0	0.0	0	0
2018	Titans	13	12	20	258	12.9	61t	3	0	0	0.0	0	0
2019	Titans	16	14	35	439	12.5	57	3	4	78	19.5	57	0
2020	Titans	15	14	41	448	10.9	63	8	2	4	2.0	3	1
2021	Patriots	16	11	28	294	10.5	28	1	9	40	4.4	9	0
2022	Patriots	14	8	27	245	9.1	53	0	1	5	5.0	5	0
2023	Falcons	17	6	50	582	11.6	60t	3	1	0	0.0	0	0
2024	Dolphins	17	6	88	884	10.0	57t	8	2	-1	-0.5	-1	0
NFL TOTALS		124	84	307	3,307	10.8	63	28	19	126	6.6	57	1

JONNU SMITH'S NFL POSTSEASON RUSHING/RECEIVING STATISTICS

DATE	TEAM	GP	GS	RECEIVING					RUSHING				
				NO.	YDS.	AVG.	LG	TD	NO.	YDS.	AVG.	LG	TD
2017	Titans	2	1	3	19	6.3	10	0	0	0	0.0	0	0
2019	Titans	3	3	6	59	9.8	22	1	0	0	0.0	0	0
2020	Titans	1	1	2	9	4.5	5	0	0	0	0.0	0	0
2021	Patriots	1	1	0	0	0.0	0	0	0	0	0.0	0	0
NFL TOTALS		7	6	11	87	7.9	22	1	0	0	0.0	0	0

JONNU SMITH'S NFL REGULAR SEASON RETURN STATISTICS

DATE	TEAM	KICKOFF RETURNS					PUNT RETURNS					
		RET.	YDS.	AVG.	LG	TD	NO.	FC	YDS.	AVG.	LG	TD
2017	Titans	0	0	0.0	0	0	0	0	0	0.0	0	0
2018	Titans	0	0	0.0	0	0	0	0	0	0.0	0	0
2019	Titans	1	16	16.0	16	0	0	0	0	0.0	0	0
2020	Titans	0	0	0.0	0	0	0	0	0	0.0	0	0
2021	Patriots	0	0	0.0	0	0	0	0	0	0.0	0	0
2022	Patriots	2	31	15.5	16	0	0	0	0	0.0	0	0
2023	Falcons	0	0	0.0	0	0	0	0	0	0.0	0	0
2024	Dolphins	0	0	0.0	0	0	0	0	0	0.0	0	0
NFL TOTALS		3	47	15.7	16	0	0	0	0	0.0	0	0

JONNU SMITH'S NFL POSTSEASON RETURN STATISTICS

DATE	TEAM	KICKOFF RETURNS					PUNT RETURNS					
		RET.	YDS.	AVG.	LG	TD	NO.	FC	YDS.	AVG.	LG	TD
2017	Titans	0	0	0.0	0	0	0	0	0	0.0	0	0
2019	Titans	0	0	0.0	0	0	0	0	0	0.0	0	0
2020	Titans	0	0	0.0	0	0	0	0	0	0.0	0	0
2021	Patriots	0	0	0.0	0	0	0	0	0	0.0	0	0
NFL TOTALS		0	0	0.0	0	0	0	0	0	0.0	0	0



SINGLE-GAME HIGHS: RUSHING/RECEIVING

Rush Attempts	1 vs. Minnesota Vikings, Nov 05, 2023 1 vs. New York Jets, Nov 20, 2022 ...15 more at 1.	Receiving TDs	2 vs. Buffalo Bills, Oct 13, 2020 2 vs. Jacksonville Jaguars, Sep 20, 2020
Rushing Yards	57 vs. Houston Texans, Dec 15, 2019 10 at Cleveland Browns, Sep 08, 2019	All-Purpose Yards	117 vs. Houston Texans, Dec 15, 2019 100 vs. Minnesota Vikings, Nov 05, 2023
Longest Runs	57 vs. Houston Texans, Dec 15, 2019 10 at Cleveland Browns, Sep 08, 2019	Kickoff Returns	1 vs. New York Jets, Nov 20, 2022 1 at New York Jets, Oct 30, 2022 ...1 more at 1.
Rushing TDs	1 vs. Indianapolis Colts, Nov 12, 2020	Kickoff Return Yards	16 at New York Jets, Oct 30, 2022 16 at Denver Broncos, Oct 13, 2019
Receptions	6 vs. Houston Texans, Oct 08, 2023 6 at Jacksonville Jaguars, Oct 01, 2023 ...2 more at 6.	Longest Kickoff Return	16 at New York Jets, Oct 30, 2022 16 at Denver Broncos, Oct 13, 2019
Receiving Yards	100 vs. Minnesota Vikings, Nov 05, 2023 95 at Jacksonville Jaguars, Oct 01, 2023	Most TDs	2 vs. Buffalo Bills, Oct 13, 2020 2 vs. Jacksonville Jaguars, Sep 20, 2020
Receiving Average	21.3 vs. Los Angeles Chargers, Oct 20, 2019 21.0 vs. Jacksonville Jaguars, Sep 20, 2020 ...1 more at 21.0.	Miscellaneous Tackles	2 at Indianapolis Colts, Dec 01, 2019 1 vs. New Orleans Saints, Nov 26, 2023 ...7 more at 1.
Longest Receptions	63 vs. Jacksonville Jaguars, Sep 20, 2020 61t at Houston Texans, Nov 26, 2018	Scrimmage Yards	117 vs. Houston Texans, Dec 15, 2019 100 vs. Minnesota Vikings, Nov 05, 2023

SINGLE-GAME HIGHS - POSTSEASON: RECEIVING

Receptions	3 at Kansas City Chiefs, Jan 19, 2020 2 vs. Baltimore Ravens, Jan 10, 2021 2 at Baltimore Ravens, Jan 11, 2020 2 at Kansas City Chiefs, Jan 06, 2018 1 at New England Patriots, Jan 04, 2020 ...1 more at 1.	Receiving TDs	1 at Baltimore Ravens, Jan 11, 2020
Receiving Yards	38 at Kansas City Chiefs, Jan 19, 2020 15 at Kansas City Chiefs, Jan 06, 2018 12 at Baltimore Ravens, Jan 11, 2020 9 vs. Baltimore Ravens, Jan 10, 2021 9 at New England Patriots, Jan 04, 2020	All-Purpose Yards	38 at Kansas City Chiefs, Jan 19, 2020 15 at Kansas City Chiefs, Jan 06, 2018 12 at Baltimore Ravens, Jan 11, 2020 9 vs. Baltimore Ravens, Jan 10, 2021 9 at New England Patriots, Jan 04, 2020
Receiving Average	12.7 at Kansas City Chiefs, Jan 19, 2020	Most TDs	1 at Baltimore Ravens, Jan 11, 2020
Longest Receptions	22 at Kansas City Chiefs, Jan 19, 2020 12t at Baltimore Ravens, Jan 11, 2020 10 at Kansas City Chiefs, Jan 06, 2018 9 at New England Patriots, Jan 04, 2020 8 at Kansas City Chiefs, Jan 19, 2020 ...1 more at 8.	Scrimmage Yards	38 at Kansas City Chiefs, Jan 19, 2020 15 at Kansas City Chiefs, Jan 06, 2018 12 at Baltimore Ravens, Jan 11, 2020 9 vs. Baltimore Ravens, Jan 10, 2021 9 at New England Patriots, Jan 04, 2020

100-YARD RECEIVING GAMES (3): REGULAR SEASON

DATE	TEAM	NO.	YDS.	AVG.	LG	TD
11/05/23	VIKINGS	5	100	20.0	60t	1
11/17/24	RAIDERS	6	101	16.8	57t	2
11/28/24	at Packers	10	113	11.3	16	0

2024 GAME-BY-GAME REGULAR-SEASON STATISTICS (DOLPHINS)

DATE	OPPONENT	P/S	RECEIVING					RUSHING					W/L	SCORE
			NO.	YDS.	AVG.	LG	TD	NO.	YDS.	AVG.	LG	TD		
09/08	Jaguars	P	1	7	7.0	7	0	0	0	0.0	0	0	W	20-17
09/12	Bills	P	6	53	8.8	15	0	0	0	0.0	0	0	L	10-31
09/22	at Seahawks	P	2	18	9.0	13	0	0	0	0.0	0	0	L	3-24
09/30	Titans	P	0	0	0.0	0	0	0	0	0.0	0	0	L	12-31
10/06	at Patriots	P	5	62	12.4	17	0	1	-1	-1.0	-1	0	W	15-10
10/20	at Colts	P	7	96	13.7	18	1	0	0	0.0	0	0	L	10-16
10/27	Cardinals	S	4	20	5.0	12	0	0	0	0.0	0	0	L	27-28
11/03	at Bills	S	5	46	9.2	15	0	0	0	0.0	0	0	L	27-30
11/11	at Rams	P	3	45	15.0	33	0	0	0	0.0	0	0	W	23-15
11/17	Raiders	P	6	101	16.8	57t	2	0	0	0.0	0	0	W	34-19
11/24	Patriots	S	9	87	9.7	14	1	1	0	0.0	0	0	W	34-15
11/28	at Packers	S	10	113	11.3	16	0	0	0	0.0	0	0	L	17-30
12/08	Jets	P	3	44	14.7	20	1	0	0	0.0	0	0	W	32-26+
12/15	at Texans	P	9	48	5.3	10	1	0	0	0.0	0	0	L	12-20
12/22	49ers	S	6	62	10.3	22	0	0	0	0.0	0	0	W	29-17
12/29	at Browns	P	3	26	8.7	12	1	0	0	0.0	0	0	W	20-3
01/05	at Jets	S	9	56	6.2	15	1	0	0	0.0	0	0	L	20-32
2024 TOTALS		17-6	88	884	10.0	57T	8	2	-1	-0.5	0	0	8-9	

+ - Overtime



2023 GAME-BY-GAME REGULAR-SEASON STATISTICS (FALCONS)

DATE	OPPONENT	P/S	RECEIVING					RUSHING					W/L	SCORE
			NO.	YDS.	AVG.	LG	TD	NO.	YDS.	AVG.	LG	TD		
09/10	Panthers	P	0	0	0.0	0	0	0	0	0.0	0	0	W	24-10
09/17	Packers	P	4	47	11.8	17	0	0	0	0.0	0	0	W	25-24
09/24	at Lions	P	5	37	7.4	12	0	0	0	0.0	0	0	L	6-20
10/01	at Jaguars	S	6	95	15.8	33	0	0	0	0.0	0	0	L	7-23
10/08	Texans	P	6	67	11.2	22	0	0	0	0.0	0	0	W	21-19
10/15	Commanders	P	4	36	9.0	17	1	0	0	0.0	0	0	L	16-24
10/22	at Buccaneers	P	3	27	9.0	18	0	0	0	0.0	0	0	W	16-13
10/29	at Titans	S	1	13	13.0	13	0	0	0	0.0	0	0	L	23-28
11/05	Vikings	P	5	100	20.0	60t	1	1	0	0.0	0	0	L	28-31
11/12	at Cardinals	P	1	1	1.0	1	0	0	0	0.0	0	0	L	23-25
11/26	Saints	S	0	0	0.0	0	0	0	0	0.0	0	0	W	24-15
12/03	at Jets	P	2	10	5.0	9	0	0	0	0.0	0	0	W	13-8
12/10	Buccaneers	S	4	27	6.8	9	0	0	0	0.0	0	0	L	25-29
12/17	at Panthers	P	2	61	30.5	56	0	0	0	0.0	0	0	L	7-9
12/24	Colts	S	4	32	8.0	15	0	0	0	0.0	0	0	W	29-10
12/31	at Bears	P	0	0	0.0	0	0	0	0	0.0	0	0	L	17-37
01/07	at Saints	S	3	29	9.7	15t	1	0	0	0.0	0	0	L	17-48
2023 TOTALS		17-6	50	582	11.6	60T	3	1	0	0.0	0	0	7-10	

2022 GAME-BY-GAME REGULAR-SEASON STATISTICS (PATRIOTS)

DATE	OPPONENT	P/S	RECEIVING					RUSHING					W/L	SCORE
			NO.	YDS.	AVG.	LG	TD	NO.	YDS.	AVG.	LG	TD		
09/11	at Dolphins	S	3	33	11.0	15	0	0	0	0.0	0	0	L	7-20
09/18	at Steelers	P	0	0	0.0	0	0	0	0	0.0	0	0	W	17-14
09/25	Ravens	P	4	25	6.3	8	0	0	0	0.0	0	0	L	26-37
10/02	at Packers	S	0	0	0.0	0	0	0	0	0.0	0	0	L	24-27+
10/09	Lions												W	29-0
10/16	at Browns	S	2	61	30.5	53	0	0	0	0.0	0	0	W	38-15
10/24	Bears	P	1	4	4.0	4	0	0	0	0.0	0	0	L	14-33
10/30	at Jets	S	3	10	3.3	7	0	0	0	0.0	0	0	W	22-17
11/06	Colts	P	3	21	7.0	24	0	0	0	0.0	0	0	W	26-3
11/20	Jets	S	4	40	10.0	26	0	1	5	5.0	5	0	W	10-3
11/24	at Vikings	P	0	0	0.0	0	0	0	0	0.0	0	0	L	26-33
12/01	Bills	P	2	6	3.0	6	0	0	0	0.0	0	0	L	10-24
12/12	at Cardinals	S	0	0	0.0	0	0	0	0	0.0	0	0	W	27-13
12/18	at Raiders	S	2	24	12.0	13	0	0	0	0.0	0	0	L	24-30
12/24	Bengals	S	3	21	7.0	9	0	0	0	0.0	0	0	L	18-22
01/01	Dolphins												W	23-21
01/08	at Bills												L	23-35
2022 TOTALS		14-8	27	245	9.1	53	0	1	5	5.0	5	0	8-9	

+ - Overtime

2021 GAME-BY-GAME REGULAR-SEASON STATISTICS (PATRIOTS)

DATE	OPPONENT	P/S	RECEIVING					RUSHING					W/L	SCORE
			NO.	YDS.	AVG.	LG	TD	NO.	YDS.	AVG.	LG	TD		
09/12	Dolphins	S	5	42	8.4	11	0	1	6	6.0	6	0	L	16-17
09/19	at Jets	P	4	28	7.0	19	0	0	0	0.0	0	0	W	25-6
09/26	Saints	S	1	4	4.0	4	0	0	0	0.0	0	0	L	13-28
10/03	Buccaneers	P	3	14	4.7	12	1	0	0	0.0	0	0	L	17-19
10/10	at Texans	S	2	27	13.5	23	0	1	5	5.0	5	0	W	25-22
10/17	Cowboys	S	1	9	9.0	9	0	0	0	0.0	0	0	L	29-35+
10/24	Jets	S	2	52	26.0	28	0	1	5	5.0	5	0	W	54-13
10/31	at Chargers	S	2	13	6.5	11	0	0	0	0.0	0	0	W	27-24
11/07	at Panthers	S	1	4	4.0	4	0	1	4	4.0	4	0	W	24-6
11/14	Browns												W	45-7
11/18	at Falcons	S	1	17	17.0	17	0	0	0	0.0	0	0	W	25-0
11/28	Titans	S	3	49	16.3	20	0	1	9	9.0	9	0	W	36-13
12/06	at Bills	S	1	12	12.0	12	0	1	-1	-1.0	-1	0	W	14-10
12/18	at Colts	P	1	3	3.0	3	0	1	2	2.0	2	0	L	17-27
12/26	Bills	S	0	0	0.0	0	0	0	0	0.0	0	0	L	21-33
01/02	Jaguars	P	1	20	20.0	20	0	1	5	5.0	5	0	W	50-10
01/09	at Dolphins	P	0	0	0.0	0	0	1	5	5.0	5	0	L	24-33
2021 TOTALS		16-11	28	294	10.5	28	1	9	40	4.4	9	0	10-7	

+ - Overtime



2020 GAME-BY-GAME REGULAR-SEASON STATISTICS (TITANS)

DATE	OPPONENT	P/S	RECEIVING					RUSHING					W/L	SCORE
			NO.	YDS.	AVG.	LG	TD	NO.	YDS.	AVG.	LG	TD		
09/14	at Broncos	S	4	36	9.0	22	1	0	0	0.0	0	0	W	16-14
09/20	Jaguars	S	4	84	21.0	63	2	0	0	0.0	0	0	W	33-30
09/27	at Vikings	S	5	61	12.2	21	0	0	0	0.0	0	0	W	31-30
10/13	Bills	S	5	40	8.0	14	2	0	0	0.0	0	0	W	42-16
10/18	Texans	S	1	13	13.0	13	0	0	0	0.0	0	0	W	42-36+
10/25	Steelers	S	1	9	9.0	9	0	0	0	0.0	0	0	L	24-27
11/01	at Bengals	S	2	29	14.5	19	0	0	0	0.0	0	0	L	20-31
11/08	Bears	S	2	32	16.0	30	1	0	0	0.0	0	0	W	24-17
11/12	Colts	S	2	14	7.0	8	0	1	1	1.0	1t	1	L	17-34
11/22	at Ravens	S	4	20	5.0	8	1	0	0	0.0	0	0	W	30-24+
11/29	at Colts	P	0	0	0.0	0	0	0	0	0.0	0	0	W	45-26
12/06	Browns												L	35-41
12/13	at Jaguars	S	2	20	10.0	11	0	1	3	3.0	3	0	W	31-10
12/20	Lions	S	5	52	10.4	19	0	0	0	0.0	0	0	W	46-25
12/27	at Packers	S	3	30	10.0	12t	1	0	0	0.0	0	0	L	14-40
01/03	at Texans	S	1	8	8.0	8	0	0	0	0.0	0	0	W	41-38
2020 TOTALS		15-14	41	448	10.9	63	8	2	4	2.0	3	1	11-5	

+ - Overtime

2019 GAME-BY-GAME REGULAR-SEASON STATISTICS (TITANS)

DATE	OPPONENT	P/S	RECEIVING					RUSHING					W/L	SCORE
			NO.	YDS.	AVG.	LG	TD	NO.	YDS.	AVG.	LG	TD		
09/08	at Browns	S	1	7	7.0	7	0	1	10	10.0	10	0	W	43-13
09/15	Colts	S	0	0	0.0	0	0	0	0	0.0	0	0	L	17-19
09/19	at Jaguars	S	2	20	10.0	20	0	0	0	0.0	0	0	L	7-20
09/29	at Falcons	S	1	5	5.0	5	0	0	0	0.0	0	0	W	24-10
10/06	Bills	S	1	57	57.0	57	0	0	0	0.0	0	0	L	7-14
10/13	at Broncos	P	1	8	8.0	8	0	0	0	0.0	0	0	L	0-16
10/20	Chargers	S	3	64	21.3	35	0	0	0	0.0	0	0	W	23-20
10/27	Buccaneers	S	6	78	13.0	26	1	0	0	0.0	0	0	W	27-23
11/03	at Panthers	S	3	18	6.0	7	0	0	0	0.0	0	0	L	20-30
11/10	Chiefs	S	4	30	7.5	9	0	0	0	0.0	0	0	W	35-32
11/24	Jaguars	S	0	0	0.0	0	0	1	4	4.0	4	0	W	42-20
12/01	at Colts	S	2	0	0.0	2	0	0	0	0.0	0	0	W	31-17
12/08	at Raiders	S	3	29	9.7	17t	1	0	0	0.0	0	0	W	42-21
12/15	Texans	S	5	60	12.0	23	0	1	57	57.0	57	0	L	21-24
12/22	Saints	P	3	63	21.0	41t	1	0	0	0.0	0	0	L	28-38
12/29	at Texans	S	0	0	0.0	0	0	1	7	7.0	7	0	W	35-14
2019 TOTALS		16-14	35	439	12.5	57	3	4	78	19.5	57	0	9-7	

2018 GAME-BY-GAME REGULAR-SEASON STATISTICS (TITANS)

DATE	OPPONENT	P/S	RECEIVING					RUSHING					W/L	SCORE
			NO.	YDS.	AVG.	LG	TD	NO.	YDS.	AVG.	LG	TD		
09/09	at Dolphins	S	1	12	12.0	12	0	0	0	0.0	0	0	L	20-27
09/16	Texans	S	0	0	0.0	0	0	0	0	0.0	0	0	W	20-17
09/23	at Jaguars	S	1	9	9.0	9	0	0	0	0.0	0	0	W	9-6
09/30	Eagles	S	0	0	0.0	0	0	0	0	0.0	0	0	W	26-23+
10/07	at Bills	S	0	0	0.0	0	0	0	0	0.0	0	0	L	12-13
10/14	Ravens	S	1	12	12.0	12	0	0	0	0.0	0	0	L	0-21
10/21	at Chargers	S	2	11	5.5	8	0	0	0	0.0	0	0	L	19-20
11/05	at Cowboys	S	2	33	16.5	26	1	0	0	0.0	0	0	W	28-14
11/11	Patriots	S	3	45	15.0	29	1	0	0	0.0	0	0	W	34-10
11/18	at Colts	S	6	44	7.3	9	0	0	0	0.0	0	0	L	10-38
11/26	at Texans	S	2	63	31.5	61t	1	0	0	0.0	0	0	L	17-34
12/02	Jets	P	2	29	14.5	18	0	0	0	0.0	0	0	W	26-22
12/06	Jaguars	S	0	0	0.0	0	0	0	0	0.0	0	0	W	30-9
12/16	at Giants												W	17-0
12/22	Redskins												W	25-16
12/30	Colts												L	17-33
2018 TOTALS		13-12	20	258	12.9	61T	3	0	0	0.0	0	0	9-7	

+ - Overtime

2017 GAME-BY-GAME REGULAR-SEASON STATISTICS (TITANS)

DATE	OPPONENT	P/S	RECEIVING					RUSHING					W/L	SCORE
			NO.	YDS.	AVG.	LG	TD	NO.	YDS.	AVG.	LG	TD		
09/10	Raiders	S	0	0	0.0	0	0	0	0	0.0	0	0	L	16-26
09/17	at Jaguars	S	2	30	15.0	32t	1	0	0	0.0	0	0	W	37-16
09/24	Seahawks	S	1	24	24.0	24t	1	0	0	0.0	0	0	W	33-27
10/01	at Texans	S	0	0	0.0	0	0	0	0	0.0	0	0	L	14-57
10/08	at Dolphins	S	5	21	4.2	9	0	0	0	0.0	0	0	L	10-16
10/16	Colts	P	1	10	10.0	10	0	0	0	0.0	0	0	W	36-22
10/22	at Browns	S	2	22	11.0	14	0	0	0	0.0	0	0	W	12-9+
11/05	Ravens	S	0	0	0.0	0	0	0	0	0.0	0	0	W	23-20
11/12	Bengals	S	2	20	10.0	12	0	0	0	0.0	0	0	W	24-20
11/16	at Steelers	P	0	0	0.0	0	0	0	0	0.0	0	0	L	17-40
11/26	at Colts	S	0	0	0.0	0	0	0	0	0.0	0	0	W	20-16
12/03	Texans	S	0	0	0.0	0	0	0	0	0.0	0	0	W	24-13
12/10	at Cardinals	S	0	0	0.0	0	0	0	0	0.0	0	0	L	7-12
12/17	at 49ers	P	1	5	5.0	5	0	0	0	0.0	0	0	L	23-25
12/24	Rams	S	1	13	13.0	13	0	0	0	0.0	0	0	L	23-27
12/31	Jaguars	S	3	12	4.0	5	0	0	0	0.0	0	0	W	15-10
2017 TOTALS		16-13	18	157	8.7	32T	2	0	0	0.0	0	0	9-7	

+ - Overtime

2021 GAME-BY-GAME POSTSEASON STATISTICS (PATRIOTS)

DATE	OPPONENT	P/S	RECEIVING					RUSHING					W/L	SCORE
			NO.	YDS.	AVG.	LG	TD	NO.	YDS.	AVG.	LG	TD		
01/15	at Bills	S	0	0	0.0	0	0	0	0	0.0	0	0	L	17-47
2021 TOTALS		1-1	0	0	0.0	0	0	0	0	0.0	0	0	0-1	

2020 GAME-BY-GAME POSTSEASON STATISTICS (TITANS)

DATE	OPPONENT	P/S	RECEIVING					RUSHING					W/L	SCORE
			NO.	YDS.	AVG.	LG	TD	NO.	YDS.	AVG.	LG	TD		
01/10	Ravens	S	2	9	4.5	5	0	0	0	0.0	0	0	L	13-20
2020 TOTALS		1-1	2	9	4.5	5	0	0	0	0.0	0	0	0-1	

2019 GAME-BY-GAME POSTSEASON STATISTICS (TITANS)

DATE	OPPONENT	P/S	RECEIVING					RUSHING					W/L	SCORE
			NO.	YDS.	AVG.	LG	TD	NO.	YDS.	AVG.	LG	TD		
01/04	at Patriots	S	1	9	9.0	9	0	0	0	0.0	0	0	W	20-13
01/11	at Ravens	S	2	12	6.0	12t	1	0	0	0.0	0	0	W	28-12
01/19	at Chiefs	S	3	38	12.7	22	0	0	0	0.0	0	0	L	24-35
2019 TOTALS		3-3	6	59	9.8	22	1	0	0	0.0	0	0	2-1	

2017 GAME-BY-GAME POSTSEASON STATISTICS (TITANS)

DATE	OPPONENT	P/S	RECEIVING					RUSHING					W/L	SCORE
			NO.	YDS.	AVG.	LG	TD	NO.	YDS.	AVG.	LG	TD		
01/06	at Chiefs	S	2	15	7.5	10	0	0	0	0.0	0	0	W	22-21
01/13	at Patriots	P	1	4	4.0	4	0	0	0	0.0	0	0	L	14-35
2017 TOTALS		2-1	3	19	6.3	10	0	0	0	0.0	0	0	1-1	



SKYLAR THOMPSON

QB
HEIGHT: 6-2
WEIGHT: 210
BORN: June 4, 1997
COLLEGE: Kansas State

NOW ACQUIRED: FA '25
NFL EXPERIENCE: 4th year
BIRTHPLACE: Independence, MO



PRO CAREER

- ✦ Has played in 10 regular-season games (three starts) in his three-year career (Miami 2022-24)
- ✦ Started his only postseason appearance of his career
- ✦ Completed 18 of 45 passes for 220 yards and one TD for Miami at Buffalo in the Wild Card Round of the 2022 Playoffs
- ✦ Second-lowest drafted rookie in NFL history to start a playoff game
- ✦ Second Dolphins rookie to start a playoff game at quarterback, joining Dan Marino in 1983
- ✦ Has completed 81 of 138 passes for 721 yards and one TD while rushing for an additional 25 yards on 15 attempts
- ✦ Made NFL debut in Week 5 of 2022 (at N.Y. Jets)
- ✦ Made NFL starting debut in Week 6 of 2022 (vs. Minnesota)

2024 (DOLPHINS)

- ✦ Played in three regular-season games (one start)
- ✦ Completed 21 of 33 passes for 187 yards
- ✦ Started in Week 3 at Seattle (13-of-19 passes for 107 yards)

2023 (DOLPHINS)

- ✦ Did not play in a game
- ✦ Inactive (emergency third quarterback) for the first seven weeks of the season
- ✦ Active (backup quarterback) for the final 10 weeks of the season

2022 (DOLPHINS)

- ✦ Played in seven regular-season games (two starts)
- ✦ Completed 81 of 138 passes for 721 yards, one TD and three interceptions
- ✦ Dressed but did not play in three games
- ✦ Started in Week 6 vs. Minnesota (7-of-13 passes for 89 yards)
- ✦ First Dolphins rookie QB drafted in the seventh round or later to start a game since 1980 (David Woodley)
- ✦ Started in Week 18 vs. N.Y. Jets (20-of-31 passes for 152 yards)
- ✦ Won his first NFL start with a fourth quarter gamewinning drive that secured the team's first playoff berth since 2016

TRANSACTIONS

- ✦ Signed a Reserve/Future contract with Pittsburgh on Jan. 14, 2025
- ✦ Restored to the Miami Practice Squad on Jan. 6, 2025
- ✦ Elevated by the Dolphins to the Active/Inactive Roster from the Practice Squad on Jan. 4, 2025
- ✦ Restored to the Miami Practice Squad on Dec. 30, 2024
- ✦ Elevated by the Dolphins to the Active/Inactive Roster from the Practice Squad on Dec. 28, 2024
- ✦ Signed with the Miami practice squad on Dec. 17, 2024
- ✦ Released by the Dolphins on Dec. 14, 2024
- ✦ Drafted by Miami in the seventh round (247th overall) of the 2022 NFL Draft

PERSONAL

- ✦ A three-year starter at Fort Osage H.S. (Independence, Missouri) under head coach Ryan Schartz
- ✦ Named the 2015 Missouri Gatorade Player of the Year and Simone Award winner as the most outstanding football player in the Kansas City metro area
- ✦ Selected to the USA TODAY Sports/American Family Insurance All-USA Missouri team as a senior, while the organization selected him as the offensive player of the year
- ✦ Led the Indians to a 13-1 record and the Missouri Class 5 state championship in 2015 as he threw for 2,112 yards and 25 TDs with just three interceptions on 138-of-204 passing (67.7 percent); also rushed for 1,092 yards and 19 TDs on 188 carries
- ✦ Set a state championship game record in the Indians' 63-28 win over Chaminate as he accounted for 455 yards of total offense, completing 13-of-15 passes for 253 yards and four TDs while rushing for 202 yards and three TDs
- ✦ Played basketball, earning second team all-state honors as a sophomore
- ✦ Born June 4, 1997, in Palmyra, Missouri
- ✦ Son of Brad Thompson, the late Teresa Thompson and stepmother Kathy Thompson
- ✦ Has two brothers, Anthony and Eric, and one sister, Ashley
- ✦ Earned his bachelor's degree in management in May 2019

COMMUNITY

- ✦ Started the "Thompson Family Cancer Research Fund" in memory of his late mother, Teresa Lynn Thompson, and late grandfather, John Walter Thompson



COLLEGE

- ★ Played in 45 games (40 starts) at Kansas State (2017-21)
- ★ Completed 552-of-885 passing (62.4 pct.) for 7,134 yards and 42 TDs; 354 carries for 1,087 yards (3.1 avg.) and 26 TDs
- ★ His 40 starts and 24 career wins as a starting quarterback are the most among all K-State signal callers since at least 1990
- ★ Only player in Kansas State history with over 6,000 passing yards and 1,000 rushing yards in his career
- ★ Engineered six career touchdown drives in the fourth quarter to either tie or take the lead, tied for the most by a K-State quarterback since 1990
- ★ Held the school record for lowest interception percentage (1.81)
- ★ Ranked second in career passing TDs, passing yards, completions and total yards (8,221)
- ★ Ranked third in career TDs responsible for (68), completion percentage and passing attempts
- ★ Ranked fourth in career passing efficiency and passing yards per attempt (8.06)
- ★ Ranked fifth in career passing yards per completion (12.92)
- ★ Ranked tied for third in career rushing TDs, fifth in rushing yards and fifth in rushing attempts by a quarterback

SKYLAR THOMPSON'S NFL REGULAR SEASON PASSING STATISTICS

DATE	TEAM	GP	GS	ATT.	CMP.	PCT.	YDS	AVG.	TD	INT.	LG	SK	LST	RATE
2022	Dolphins	7	2	105	60	57.1	534	5.1	1	3	32	6	40	62.2
2023	Dolphins	0	0	0	0	0.0	0	0.0	0	0	0	0	0	0.0
2024	Dolphins	3	1	33	21	63.6	187	5.7	0	0	22	6	44	78.7
TOTALS		10	3	138	81	58.7	721	5.2	1	3	32	12	84	66.1

SKYLAR THOMPSON'S NFL POSTSEASON PASSING STATISTICS

DATE	TEAM	GP	GS	ATT.	CMP.	PCT.	YDS	AVG.	TD	INT.	LG	SK	LST	RATE
2022	Dolphins	1	1	45	18	40.0	220	4.9	1	2	25	4	31	44.7
2023	Dolphins	0	0	0	0	0.0	0	0.0	0	0	0	0	0	0.0
TOTALS		1	1	45	18	40.0	220	4.9	1	2	25	4	31	44.7

SKYLAR THOMPSON'S NFL REGULAR SEASON RUSHING STATISTICS

DATE	TEAM	NO.	YDS.	AVG.	LG	TD
2022	Dolphins	14	21	1.5	9	0
2023	Dolphins	0	0	0.0	0	0
2024	Dolphins	1	4	4.0	4	0
TOTALS		15	25	1.7	9	0

SKYLAR THOMPSON'S NFL POSTSEASON RUSHING STATISTICS

DATE	TEAM	NO.	YDS.	AVG.	LG	TD
2022	Dolphins	2	3	1.5	2	0
2023	Dolphins	0	0	0.0	0	0
TOTALS		2	3	1.5	2	0

SKYLAR THOMPSON'S NFL REGULAR SEASON PASSING/RUSHING STATISTICS

DATE	TEAM	GP	GS	PASSING											RUSHING				
				ATT.	CMP.	PCT.	YDS	AVG.	TD	INT.	LG	SK	LST	RATE	NO.	YDS.	AVG.	LG	TD
2022	Dolphins	7	2	105	60	57.1	534	5.1	1	3	32	6	40	62.2	14	21	1.5	9	0
2023	Dolphins	0	0	0	0	0.0	0	0.0	0	0	0	0	0	0.0	0	0	0.0	0	0
2024	Dolphins	3	1	33	21	63.6	187	5.7	0	0	22	6	44	78.7	1	4	4.0	4	0
TOTALS		10	3	138	81	58.7	721	5.2	1	3	32	12	84	66.1	15	25	1.7	9	0

SKYLAR THOMPSON'S NFL POSTSEASON PASSING/RUSHING STATISTICS

DATE	TEAM	GP	GS	PASSING											RUSHING				
				ATT.	CMP.	PCT.	YDS	AVG.	TD	INT.	LG	SK	LST	RATE	NO.	YDS.	AVG.	LG	TD
2022	Dolphins	1	1	45	18	40.0	220	4.9	1	2	25	4	31	44.7	2	3	1.5	2	0
2023	Dolphins	0	0	0	0	0.0	0	0.0	0	0	0	0	0	0.0	0	0	0.0	0	0
TOTALS		1	1	45	18	40.0	220	4.9	1	2	25	4	31	44.7	2	3	1.5	2	0

SINGLE-GAME HIGHS: QUARTERBACK

Pass Attempts	33 at New York Jets, Oct 09, 2022 31 vs. New York Jets, Jan 08, 2023	Completion Percentage	64.5 vs. New York Jets, Jan 08, 2023 57.6 at New York Jets, Oct 09, 2022
Pass Completions	20 vs. New York Jets, Jan 08, 2023 19 at New York Jets, Oct 09, 2022	Passer Rating	76.3 vs. New York Jets, Jan 08, 2023 66.4 at New England Patriots, Jan 01, 2023
Yards Passing	166 at New York Jets, Oct 09, 2022 152 vs. New York Jets, Jan 08, 2023	Rush Attempts	6 vs. Houston Texans, Nov 27, 2022 3 vs. New York Jets, Jan 08, 2023 ...1 more at 3.
TD Passes	1 at New England Patriots, Jan 01, 2023	Rushing Yards	9 vs. Minnesota Vikings, Oct 16, 2022 5 vs. Houston Texans, Nov 27, 2022
Long Passes	32 vs. New York Jets, Jan 08, 2023 30 vs. Minnesota Vikings, Oct 16, 2022 ...1 more at 30.	Longest Runs	9 vs. Minnesota Vikings, Oct 16, 2022 4 at New England Patriots, Jan 01, 2023

SINGLE-GAME HIGHS - POSTSEASON: QUARTERBACK

Pass Attempts 45 at Buffalo Bills, Jan 15, 2023
 Pass Completions 18 at Buffalo Bills, Jan 15, 2023
 Yards Passing 220 at Buffalo Bills, Jan 15, 2023
 TD Passes 1 at Buffalo Bills, Jan 15, 2023
 Long Passes 25 at Buffalo Bills, Jan 15, 2023
 20 at Buffalo Bills, Jan 15, 2023
 20 at Buffalo Bills, Jan 15, 2023
 19 at Buffalo Bills, Jan 15, 2023
 14 at Buffalo Bills, Jan 15, 2023
 ...1 more at 14.

Completion Percentage 40.0 at Buffalo Bills, Jan 15, 2023
 Passer Rating 44.7 at Buffalo Bills, Jan 15, 2023
 Rush Attempts 2 at Buffalo Bills, Jan 15, 2023
 Rushing Yards 3 at Buffalo Bills, Jan 15, 2023
 Longest Runs 2 at Buffalo Bills, Jan 15, 2023
 1 at Buffalo Bills, Jan 15, 2023

2024 GAME-BY-GAME REGULAR-SEASON STATISTICS (DOLPHINS)

DATE	OPPONENT	P/S	PASSING										RUSHING				W/L	SCORE	
			ATT	CMP	YDS	PCT	Y/A	Y/C	TD	INT	LG	SK/YD	RATE	ATT	YDS	LG			TD
09/08	Jaguars		DID NOT PLAY (NON-INJURY)																
09/12	Bills	P	14	8	80	57.1	5.7	10.0	0	0	16	1/7	73.5	1	4	4	0	L	10-31
09/22	at Seahawks	S	19	13	107	68.4	5.6	8.2	0	0	22	5/37	82.6	0	0	0	0	L	3-24
09/30	Titans		ON INACTIVE LIST																
10/06	at Patriots		ON INACTIVE LIST																
10/20	at Colts		ON INACTIVE LIST																
10/27	Cardinals		DID NOT PLAY (NON-INJURY)																
11/03	at Bills		DID NOT PLAY (NON-INJURY)																
11/11	at Rams		DID NOT PLAY (NON-INJURY)																
11/17	Raiders		DID NOT PLAY (NON-INJURY)																
11/24	Patriots	P	0	0	0	0.0	0.0	0.0	0	0	0	0/0	0.0	0	0	0	0	W	34-19
11/28	at Packers		DID NOT PLAY (NON-INJURY)																
12/08	Jets		ON INACTIVE LIST																
12/15	at Texans		DID NOT PLAY																
12/22	49ers		DID NOT PLAY																
12/29	at Browns		DID NOT PLAY (NON-INJURY)																
01/05	at Jets		DID NOT PLAY (NON-INJURY)																
2024 TOTALS		3-1	33	21	187	63.6	5.7	8.9	0	0	22	6/44	78.7	1	4	4	0	8-9	

+ - Overtime

2023 GAME-BY-GAME REGULAR-SEASON STATISTICS (DOLPHINS)

DATE	OPPONENT	P/S	PASSING										RUSHING				W/L	SCORE
			ATT	CMP	YDS	PCT	Y/A	Y/C	TD	INT	LG	SK/YD	RATE	ATT	YDS	LG		
09/10	at Chargers		ON INACTIVE LIST															
09/17	at Patriots		ON INACTIVE LIST															
09/24	Broncos		ON INACTIVE LIST															
10/01	at Bills		ON INACTIVE LIST															
10/08	Giants		ON INACTIVE LIST															
10/15	Panthers		ON INACTIVE LIST															
10/22	at Eagles		ON INACTIVE LIST															
10/29	Patriots		ON INACTIVE LIST															
11/05	at Chiefs		ON INACTIVE LIST															
11/19	Raiders		ON INACTIVE LIST															
11/24	at Jets		INACTIVE															
12/03	at Commanders		ON INACTIVE LIST															
12/11	Titans		ON INACTIVE LIST															
12/17	Jets		ON INACTIVE LIST															
12/24	Cowboys		ON INACTIVE LIST															
12/31	at Ravens		ON INACTIVE LIST															
01/07	Bills		ON INACTIVE LIST															
2023 TOTALS		0-0	0	0	0	0.0	0.0	0.0	0	0	0	0/0	0.0	0	0	0	0	11-6

2022 GAME-BY-GAME REGULAR-SEASON STATISTICS (DOLPHINS)

DATE	OPPONENT	P/S	PASSING										RUSHING				W/L	SCORE	
			ATT	CMP	YDS	PCT	Y/A	Y/C	TD	INT	LG	SK/YD	RATE	ATT	YDS	LG			TD
09/11	Patriots		ON INACTIVE LIST																
09/18	at Ravens		ON INACTIVE LIST																
09/25	Bills		ON INACTIVE LIST																
09/29	at Bengals		DID NOT PLAY (NON-INJURY)																
10/09	at Jets	P	33	19	166	57.6	5.0	8.7	0	1	30	2/8	58.4	0	0	0	0	L	17-40
10/16	Vikings	S	13	7	89	53.8	6.8	12.7	0	0	30	1/8	75.5	1	9	9	0	L	16-24
10/23	Steelers		ON INACTIVE LIST																
10/30	at Lions		ON INACTIVE LIST																
11/06	at Bears		ON INACTIVE LIST																
11/13	Browns	P	1	1	17	100.0	17.0	17.0	0	0	17	0/0	118.8	3	0	0	0	W	39-17
11/27	Texans	P	5	1	6	20.0	1.2	6.0	0	0	6	1/6	39.6	6	5	3	0	W	30-15
12/04	at 49ers	P	1	0	0	0.0	0.0	0.0	0	1	0	0/0	0.0	0	0	0	0	L	17-33
12/11	at Chargers		DID NOT PLAY (NON-INJURY)																
12/17	at Bills		DID NOT PLAY (NON-INJURY)																
12/25	Packers		INACTIVE																
01/01	at Patriots	P	21	12	104	57.1	5.0	8.7	1	1	23	1/6	66.4	1	4	4	0	L	21-23
01/08	Jets	S	31	20	152	64.5	4.9	7.6	0	0	32	1/12	76.3	3	3	2	0	W	11-6
2022 TOTALS		7-2	105	60	534	57.1	5.1	8.9	1	3	32	6/40	62.2	14	21	9	0	9-8	


2023 GAME-BY-GAME POSTSEASON STATISTICS (DOLPHINS)

DATE	OPPONENT	P/S	PASSING										RUSHING				W/L	SCORE
			ATT	CMP	YDS	PCT	Y/A	Y/C	TD	INT	LG	SK/YD	RATE	ATT	YDS	LG		
01/13	at Chiefs		INACTIVE															
2023 TOTALS		0-0	0	0	0	0.0	0.0	0.0	0	0	0	0/0	0.0	0	0	0	0	0-1



2022 GAME-BY-GAME POSTSEASON STATISTICS (DOLPHINS)

DATE	OPPONENT	P/S	PASSING											RUSHING				SCORE	
			ATT	CMP	YDS	PCT	Y/A	Y/C	TD	INT	LG	SK/YD	RATE	ATT	YDS	LG	TD		W/L
01/15	at Bills	S	45	18	220	40.0	4.9	12.2	1	2	25	4/31	44.7	2	3	2	0	L	31-34
2022 TOTALS		1-1	45	18	220	40.0	4.9	12.2	1	2	25	4/31	44.7	2	3	2	0	0-1	



JUAN THORNHILL

S
HEIGHT: 6-0
WEIGHT: 205
BORN: October 19, 1995
COLLEGE: Virginia

NOW ACQUIRED: FA '25
NFL EXPERIENCE: 7th year
BIRTHPLACE: Altavista, VA



PRO CAREER

- ✦ Has played in 87 regular-season games (74 starts) over his six-year NFL career (Kansas City 2019-22; Cleveland 2023-24)
- ✦ Has registered 335 tackles (232 solo), 24 passes defended, eight interceptions, six tackles for loss, one fumble recovery, one forced fumble, seven quarterback hits, one interception return for TD and 1.0 sack
- ✦ Helped Browns defense lead the NFL in total yards allowed and passing yards allowed in 2023
- ✦ Has played in 10 postseason contests (seven starts), including two Super Bowls, and notched 32 tackles and 10 pass breakups
- ✦ Recorded five tackles, including one for a loss, and a pass defended in Kansas City's Super Bowl LVII win over Philadelphia
- ✦ Two-time Super Bowl champion (Super Bowl LIV and Super Bowl LVII)
- ✦ 2019 PF/WA All-Rookie Team
- ✦ Made NFL debut in Week 1 of 2019 (at Jacksonville)
- ✦ Made NFL starting debut in Week 1 of 2019 (at Jacksonville)

2024 (BROWNS)

- ✦ Played in 11 regular-season games (11 starts)
- ✦ Missed six games with a calf injury and was placed on the Reserve/Injured List
- ✦ Registered 49 tackles (31 solo), three passes defended, one quarterback hit and one tackle for loss
- ✦ Recorded a season-high nine tackles (eight solo) and one tackle for loss in Week 1 vs. Dallas
- ✦ Registered four tackles (three solo), one tackle for loss and one pass defended in Week 8 vs. Baltimore

2023 (BROWNS)

- ✦ Played in 11 regular-season games (11 starts)
- ✦ Helped defense lead the NFL in total yards allowed and passing yards allowed
- ✦ Registered 53 tackles (41 solo), one pass defended and two quarterbacks hit
- ✦ Recorded seven tackles (four solo) in Week 4 vs. Baltimore
- ✦ Registered seven tackles (five solo) in Week 7 at Indianapolis
- ✦ Recorded seven tackles (five solo) in Week 13 at L.A. Rams

2022 (CHIEFS)

- ✦ Played in 16 regular-season games (16 starts)
- ✦ Registered a career-best 71 tackles (43 solo), 1.0 sack, three interceptions, nine passes defended, two quarterback hits and four tackles for loss
- ✦ Recorded a season-high 11 tackles (eight solo), one interception and two passes defended in Week 7 at San Francisco
- ✦ Registered 10 tackles (six solo) in Week 13 at Cincinnati
- ✦ Recorded seven tackles (five solo), 1.0 sack, one quarterback hit, one tackle for loss and one pass defended in Week 14 at Denver
- ✦ Registered seven tackles (four solo), one interception, one tackle for loss and one pass defended in Week 18 at Las Vegas

2021 (CHIEFS)

- ✦ Played in 17 regular-season games (12 starts)
- ✦ Registered 64 tackles (21 solo), one interception, three passes defended, one quarterback hit, one tackle for loss, one forced fumble and one fumble recovery
- ✦ Recorded nine tackles (seven solo) in Week 7 at Tennessee
- ✦ Registered six tackles (four solo), one interception and one pass defended in Week 13 vs. Denver
- ✦ Recorded seven tackles (five solo), one forced fumble and one pass defended in Week 1 vs. Cleveland
- ✦ Recovered a fumble in Week 14 vs. Las Vegas

2020 (CHIEFS)

- ✦ Played in 16 regular-season games (eight starts)
- ✦ Registered 41 tackles (33 solo), one interception, three passes defended and one quarterback hit
- ✦ Recorded six tackles (six solo), one interception and one pass defended in Week 4 vs. New England

2019 (CHIEFS)

- ✦ Played in 16 regular-season games (16 starts)
- ✦ Registered 57 tackles (41 solo), three interceptions, including a 46-yard return for TD and five passes defended
- ✦ Recorded eight tackles (five solo) in Week 1 at Jacksonville
- ✦ Registered four tackles (four solo), one interception and one pass defended in Week 6 vs. Houston
- ✦ Recorded three tackles (two solo), a 46-yard interception return for TD, one pass defended and one tackle on special teams in Week 13 vs. Oakland
- ✦ Registered four tackles (two solo), one interception and one pass defended in Week 15 vs. Denver

TRANSACTIONS

- ✦ Signed a one-year contract with Pittsburgh on March 17, 2025
- ✦ Released by Cleveland on Feb. 24, 2025
- ✦ Signed a three-year contract with the Browns on March 15, 2023
- ✦ Signed four-year contract with the Chiefs on May 15, 2019
- ✦ Drafted by Kansas City in the second round (63rd overall) of the 2019 NFL Draft



PERSONAL

- Native of Altavista, Virginia and played safety and quarterback at Altavista H.S.
- Rated a three-star safety recruit by ESPN.com, Scout.com, Rivals.com and 247Sports.com
- Group 1A Virginia High School League (VHSL) State Player of the Year and Group 1A VHSL Quarterback of the Year in 2014
- 2014 First Team VHSL all-state (defense)
- Helped Altavista H.S. to back-to-back 1A state championships
- Rushed for the gamewinning score, a 40-yard TD midway through the fourth quarter of the state championship game win over Essex H.S.
- Ran for two TDs and threw for another TD in the 2014 championship game
- Finished with 99 rushing yards and 100 yards passing in the state title game
- Completed 69-of-111 passes for 1,299 yards and 15 TDs in 2014
- Rushed for a team-high 1,562 yards on 145 carries (10.8 avg.) in 2014
- Named Group 1A, Conference 44 and Region 1A East Player of the Year in 2014
- Intercepted five passes and averaged 35.5 yards/kick return
- Played basketball and helped Altavista win three 1A state championships
- Tallied over 1,000 career points

COLLEGE

- Appeared in 46 games (36 starts) for the University of Virginia (2015-18)
- Registered 208 tackles (140 solo), 26 passes defended, 13 interceptions 1.5 sacks and one forced fumble
- As a senior in 2018, finished No. 3 in the nation and No. 3 in the ACC with six interceptions, set a UVA single-season record for interception return yards with 141 and led UVA with 98 tackles
- 2018 College Football News All-America (honorable mention)
- 2018 First Team All-ACC
- 2018 Associated Press First Team All-ACC
- 2018 Pro Football Focus Second Team All-ACC
- 2018 Athlon Sports Second Team All-ACC
- Senior Bowl Invitee
- 2017 All-ACC Third Team

JUAN THORNHILL'S NFL REGULAR SEASON DEFENSIVE STATISTICS

DATE	TEAM	GP	GS	TK	S	TACKLES				QBH	INTERCEPTIONS				O. FUMB			ST			MISC									
						A	TFL	YDS	SK		NO	YDS	LG	TD	PD	FF	FR	TD	YDS	TK	S	A	FF	FR	S	A				
2019	Chiefs	16	16	57	41	16	0	0	0.0	0.0	0	3	46	46	1	5	0	0	0	0	1	1	0	0	0	0	0	0	0	
2020	Chiefs	16	8	41	33	8	0	0	0.0	0.0	1	1	20	20	0	3	0	0	0	0	0	0	0	0	0	0	0	0	0	
2021	Chiefs	17	12	64	43	21	1	4	0.0	0.0	1	1	13	13	0	3	1	1	0	0	0	0	0	0	0	0	0	0	0	
2022	Chiefs	16	16	71	43	28	4	14	1.0	8.0	2	3	0	0	0	9	0	0	0	0	0	0	0	0	0	0	0	0	0	
2023	Browns	11	11	53	41	12	0	0	0.0	0.0	2	0	0	0	0	11	0	0	0	0	0	0	0	1	0	1	0	0	0	
2024	Browns	11	11	49	31	18	1	1	0.0	0.0	1	0	0	0	0	3	0	0	0	0	0	0	0	0	0	0	0	0	0	0
NFL TOTALS		87	74	335	232	103	6	19	1.0	8.0	7	8	79	46	1	24	1	1	0	0	2	1	1	0	0	0	0	0	0	0

JUAN THORNHILL'S NFL POSTSEASON DEFENSIVE STATISTICS

DATE	TEAM	GP	GS	TK	S	TACKLES				QBH	INTERCEPTIONS				O. FUMB			ST			MISC									
						A	TFL	YDS	SK		NO	YDS	LG	TD	PD	FF	FR	TD	YDS	TK	S	A	FF	FR	S	A				
2019	Chiefs	0	0	0	0	0	0	0.0	0.0	0.0	0	0	0	0	0	0	0	0	0	0	0	0	0	0	0	0	0	0	0	
2020	Chiefs	3	0	2	1	1	0	0	0.0	0.0	0	0	0	0	0	5	0	0	0	0	0	0	0	0	0	0	0	0	0	0
2021	Chiefs	3	3	14	6	8	0	0	0.0	0.0	0	0	0	0	0	1	0	0	0	0	0	0	0	0	0	0	0	0	0	0
2022	Chiefs	3	3	13	8	5	1	2	0.0	0.0	0	0	0	0	0	3	0	0	0	0	0	0	0	0	0	0	0	0	0	0
2023	Browns	1	1	3	3	0	0	0	0.0	0.0	0	0	0	0	0	1	0	0	0	0	0	0	0	0	0	0	0	0	0	0
NFL TOTALS		10	7	32	18	14	1	2	0.0	0.0	0	0	0	0	0	10	0	0	0	0	0	0	0	0	0	0	0	0	0	0

SINGLE-GAME HIGHS: DEFENSIVE

- Total Tackles: 11 at San Francisco 49ers, Oct 23, 2022
10 at Cincinnati Bengals, Dec 04, 2022
- Solo Tackles: 8 at San Francisco 49ers, Oct 23, 2022
7 at Tennessee Titans, Oct 24, 2021
- Sacks: 1.0 at Denver Broncos, Dec 11, 2022
- Passes Defensed: 2 at San Francisco 49ers, Oct 23, 2022
2 at Arizona Cardinals, Sep 11, 2022
- Forced Fumbles: 1 vs. Cleveland Browns, Sep 12, 2021
- Fumble Recoveries: 1 vs. Las Vegas Raiders, Dec 12, 2021
- Tackles For Loss: 1 vs. Denver Broncos, Jan 01, 2023
1 at Denver Broncos, Dec 11, 2022
...2 more at 1.
- Interceptions: 1 at Las Vegas Raiders, Jan 07, 2023
1 vs. Seattle Seahawks, Dec 24, 2022
...6 more at 1.
- Interception Return Yards: 46 vs. Oakland Raiders, Dec 01, 2019
20 vs. New England Patriots, Oct 05, 2020
- Special Teams Tackles: 1 vs. Oakland Raiders, Dec 01, 2019

SINGLE-GAME HIGHS - POSTSEASON: DEFENSIVE

- Total Tackles: 6 vs. Cincinnati Bengals, Jan 30, 2022
5 at Philadelphia Eagles, Feb 12, 2023
5 vs. Jacksonville Jaguars, Jan 21, 2023
5 vs. Pittsburgh Steelers, Jan 16, 2022
3 vs. Cincinnati Bengals, Jan 29, 2023
...1 more at 3.
- Solo Tackles: 3 at Philadelphia Eagles, Feb 12, 2023
3 vs. Jacksonville Jaguars, Jan 21, 2023
2 vs. Cincinnati Bengals, Jan 29, 2023
2 vs. Cincinnati Bengals, Jan 30, 2022
...2 more at 2.
- Passes Defensed: 4 vs. Buffalo Bills, Jan 24, 2021
2 vs. Jacksonville Jaguars, Jan 21, 2023
1 at Philadelphia Eagles, Feb 12, 2023
1 vs. Buffalo Bills, Jan 23, 2022
1 vs. Cleveland Browns, Jan 17, 2021
- Tackles For Loss: 1 at Philadelphia Eagles, Feb 12, 2023

2024 GAME-BY-GAME REGULAR-SEASON STATISTICS (BROWNS)

Table with 24 columns: DATE, OPPONENT, P/S, TACKLES (TK, S, A, SK, YDS, TFL, YDS, QBH), INTERCEPTIONS (NO, YDS, LG, TD, PD), O. FUMB (FF, FR, TD, YDS), ST (TK, S, A, FF, FR), MISC (S, A), W/L, SCORE. Rows include games against Cowboys, Jaguars, Giants, Raiders, Commanders, Eagles, Bengals, Ravens, Chargers, Saints, Steelers, Broncos, Chiefs, Dolphins, and Ravens.

2023 GAME-BY-GAME REGULAR-SEASON STATISTICS (BROWNS)

Table with 24 columns: DATE, OPPONENT, P/S, TACKLES (TK, S, A, SK, YDS, TFL, YDS, QBH), INTERCEPTIONS (NO, YDS, LG, TD, PD), O. FUMB (FF, FR, TD, YDS), ST (TK, S, A, FF, FR), MISC (S, A), W/L, SCORE. Rows include games against Bengals, Steelers, Titans, Ravens, 49ers, Colts, Seahawks, Cardinals, Ravens, Steelers, Broncos, Rams, Jaguars, Bears, Texans, Jets, and Bengals.

2022 GAME-BY-GAME REGULAR-SEASON STATISTICS (CHIEFS)

Table with 24 columns: DATE, OPPONENT, P/S, TACKLES (TK, S, A, SK, YDS, TFL, YDS, QBH), INTERCEPTIONS (NO, YDS, LG, TD, PD), O. FUMB (FF, FR, TD, YDS), ST (TK, S, A, FF, FR), MISC (S, A), W/L, SCORE. Rows include games against Cardinals, Chargers, Colts, Buccaneers, Raiders, Bills, Texans, Titans, Jaguars, Chargers, Rams, Bengals, Broncos, Texans, Seahawks, Broncos, and Raiders.

2022 TOTALS

+ Overtime



2021 GAME-BY-GAME REGULAR-SEASON STATISTICS (CHIEFS)

Table with columns: DATE, OPPONENT, P/S, TACKLES (TK, S, A, SK, YDS, TFL, YDS, QBH), INTERCEPTIONS (NO, YDS, LG, TD, PD), O. FUMB (FF, FR, TD, YDS), ST (TK, S, A, FF, FR), MISC (S, A), W/L, SCORE. Rows include games against Browns, Ravens, Chargers, Eagles, Bills, Titans, Giants, Packers, Raiders, Cowboys, Broncos, Raiders, Chargers, Steelers, Bengals, and Broncos.

2021 TOTALS 17-12

+ - Overtime

2020 GAME-BY-GAME REGULAR-SEASON STATISTICS (CHIEFS)

Table with columns: DATE, OPPONENT, P/S, TACKLES (TK, S, A, SK, YDS, TFL, YDS, QBH), INTERCEPTIONS (NO, YDS, LG, TD, PD), O. FUMB (FF, FR, TD, YDS), ST (TK, S, A, FF, FR), MISC (S, A), W/L, SCORE. Rows include games against Texans, Chargers, Ravens, Patriots, Raiders, Bills, Broncos, Jets, Panthers, Raiders, Buccaneers, Broncos, Dolphins, Saints, Falcons, and Chargers.

2020 TOTALS 16-8

+ - Overtime

2019 GAME-BY-GAME REGULAR-SEASON STATISTICS (CHIEFS)

Table with columns: DATE, OPPONENT, P/S, TACKLES (TK, S, A, SK, YDS, TFL, YDS, QBH), INTERCEPTIONS (NO, YDS, LG, TD, PD), O. FUMB (FF, FR, TD, YDS), ST (TK, S, A, FF, FR), MISC (S, A), W/L, SCORE. Rows include games against Jaguars, Raiders, Ravens, Lions, Colts, Texans, Broncos, Packers, Vikings, Titans, Chargers, Raiders, Patriots, Broncos, Bears, and Chargers.

2019 TOTALS 16-16

2023 GAME-BY-GAME POSTSEASON STATISTICS (BROWNS)

Table with columns: DATE, OPPONENT, P/S, TACKLES (TK, S, A, SK, YDS, TFL, YDS, QBH), INTERCEPTIONS (NO, YDS, LG, TD, PD), O. FUMB (FF, FR, TD, YDS), ST (TK, S, A, FF, FR), MISC (S, A), W/L, SCORE. Rows include game against Texans.

2023 TOTALS 1-1

2022 GAME-BY-GAME POSTSEASON STATISTICS (CHIEFS)

Table with columns: DATE, OPPONENT, P/S, TACKLES (TK, S, A, SK, YDS, TFL, YDS, QBH), INTERCEPTIONS (NO, YDS, LG, TD, PD), O. FUMB (FF, FR, TD, YDS), ST (TK, S, A, FF, FR), MISC (S, A), W/L, SCORE. Rows include games against Jaguars, Bengals, and Eagles.

2022 TOTALS 3-3



2021 GAME-BY-GAME POSTSEASON STATISTICS (CHIEFS)

DATE	OPPONENT	P/S	TACKLES							INTERCEPTIONS					O. FUMB				ST				MISC		W/L	SCORE							
			TK	S	A	SK	YDS	TFL	YDS	QBH	NO	YDS	LG	TD	PD	FF	FR	TD	YDS	TK	S	A	FF	FR			S	A					
01/16	Steelers	S	5	2	3	0.0	0.0	0	0	0	0	0	0	0	0	0	0	0	0	0	0	0	0	0	0	0	0	0	0	0	0	W	42-21
01/23	Bills	S	3	2	1	0.0	0.0	0	0	0	0	0	0	0	0	0	0	0	0	0	0	0	0	0	0	0	0	0	0	0	0	W	42-36+
01/30	Bengals	S	6	2	4	0.0	0.0	0	0	0	0	0	0	0	0	0	0	0	0	0	0	0	0	0	0	0	0	0	0	0	L	24-27+	
2021 TOTALS		3-3	14	6	8	0.0	0.0	0	0	0	0	0	0	0	0	0	0	0	0	0	0	0	0	0	0	0	0	0	0	0	2-1		


+ - Overtime

2020 GAME-BY-GAME POSTSEASON STATISTICS (CHIEFS)

DATE	OPPONENT	P/S	TACKLES							INTERCEPTIONS					O. FUMB				ST				MISC		W/L	SCORE							
			TK	S	A	SK	YDS	TFL	YDS	QBH	NO	YDS	LG	TD	PD	FF	FR	TD	YDS	TK	S	A	FF	FR			S	A					
01/17	Browns	P	1	0	1	0.0	0.0	0	0	0	0	0	0	0	0	0	0	0	0	0	0	0	0	0	0	0	0	0	0	0	0	W	22-17
01/24	Bills	P	0	0	0	0.0	0.0	0	0	0	0	0	0	0	0	0	0	0	0	0	0	0	0	0	0	0	0	0	0	0	0	W	38-24
02/07	at Buccaneers	P	1	1	0	0.0	0.0	0	0	0	0	0	0	0	0	0	0	0	0	0	0	0	0	0	0	0	0	0	0	0	L	9-31	
2020 TOTALS		3-0	2	1	1	0.0	0.0	0	0	0	0	0	0	0	0	0	0	0	0	0	0	0	0	0	0	0	0	0	0	0	2-1		

2019 GAME-BY-GAME POSTSEASON STATISTICS (CHIEFS)

DATE	OPPONENT	P/S	TACKLES							INTERCEPTIONS					O. FUMB				ST				MISC		W/L	SCORE							
			TK	S	A	SK	YDS	TFL	YDS	QBH	NO	YDS	LG	TD	PD	FF	FR	TD	YDS	TK	S	A	FF	FR			S	A					
01/12	Texans																															W	51-31
01/19	Titans																															W	35-24
02/02	49ers																															W	31-20
2019 TOTALS			0	0	0	0.0	0.0	0	0	0	0	0	0	0	0	0	0	0	0	0	0	0	0	0	0	0	0	0	0	0	3-0		



CORY TRICE JR.

CB
HEIGHT: 6-3
WEIGHT: 206
BORN: May 30, 2000
COLLEGE: Purdue

NOW ACQUIRED: 07a '23
NFL EXPERIENCE: 2nd year
BIRTHPLACE: Hopkinsville, KY



PRO CAREER

- ✦ Has played in six games (1 start) over his two-year NFL career
- ✦ Has registered 21 tackles (15 solo), two passes defended, one interception and one tackle for loss
- ✦ Missed the 2023 season following a knee injury suffered in training camp
- ✦ Made NFL debut in Week 1 of 2024 (at Falcons)
- ✦ Made NFL starting debut in Week 18 of 2024 (vs. Bengals)

2024 (STEELERS)

- ✦ Played in six regular-season games (one start)
- ✦ Missed nine games and was placed on Injured/Reserve List due to a hamstring injury
- ✦ Registered 21 tackles (15 solo), two passes defended, one interception and one tackle for loss
- ✦ Snagged his first career interception in Week 2 at Denver picking off rookie QB Bo Nix in the endzone en route to a 13-6 victory over the Broncos

2023 (STEELERS)

- ✦ Missed the 2023 season following a knee injury suffered in training camp

TRANSACTIONS

- ✦ Activated from Pittsburgh's Injured Reserve/Designated to Return list on December 5, 2024
- ✦ Placed on Pittsburgh's Injured Reserve/Designated to Return list on November 14, 2024
- ✦ Placed on Pittsburgh's Injured Reserve list on September 24, 2024
- ✦ Signed four-year contract with Pittsburgh on May 11, 2023
- ✦ Drafted by the Steelers in the seventh round (241st overall) of the 2023 NFL Draft

PERSONAL

- ✦ Had 31 tackles in eight games for Christian County
- ✦ Named the Southern Pennyrile Football Athlete of the Year
- ✦ Named Class 5A-District 1 Player of the Year
- ✦ Selected for the Best of the Bluegrass All-Star Game
- ✦ Named first team All-Western Kentucky Conference
- ✦ Had a 97-yard kickoff return for a touchdown in the season-opener and returned three punts for touchdowns during the season
- ✦ Scored two touchdowns and a two-point conversion against Apollo with a 45-yard interception return and an 86-yard fumble return
- ✦ Recorded three interceptions on the season
- ✦ Full name is Cory Carlisle Trice Jr.
- ✦ Graduated Major: Communication
- ✦ Pursuing MS in Technology Leadership & Innovation
- ✦ Parents: Tomica Mason (mother)

COLLEGE

- ✦ Appeared in 34 games (24 starts) at Purdue (2018-22)
- ✦ Returned a pair of interceptions for a touchdown over his career, against Maryland (Oct. 12, 2019) and at Indiana (Nov. 26, 2023) which sealed Purdue's rivalry victory as well as the Big Ten West title
- ✦ Recorded five interceptions to go along with 20 pass breakups and 105 tackles
- ✦ All-Big Ten honorable mention (coaches, media)
- ✦ All Big-Ten third team (Pro Football Focus)
- ✦ National Football Foundation Hampshire Honor Society
- ✦ Started 13 games, making 34 tackles to go along with two interceptions and a team-high 10 pass breakups
- ✦ His pick-six late in the fourth quarter of the Old Oaken Bucket Game sealed the win and Purdue claiming the outright Big Ten West title
- ✦ Scored two touchdowns and eight tackles in the victory over the Hoosiers
- ✦ Intercepted a pass and made five solo tackles in a win at Maryland
- ✦ Had five games with at least four tackles

CORY TRICE JR.'S NFL REGULAR SEASON DEFENSIVE STATISTICS

DATE	TEAM	GP	GS	TK	S	A	TACKLES				INTERCEPTIONS				O. FUMB				ST				MISC		
							TFL	YDS	SK	YDS	QBH	NO	YDS	LG	TD	PDI	FF	FR	TD	YDS	TK	S	A	FF	FR
2023	Steelers	0	0	0	0	0	0	0.0	0.0	0	0	0	0	0	0	0	0	0	0	0	0	0	0	0	0
2024	Steelers	6	1	21	15	6	1	1	0.0	0.0	0	1	0	0	2	0	0	0	0	0	0	0	0	0	0
NFL TOTALS		6	1	21	15	6	1	1	0.0	0.0	0	1	0	0	2	0	0	0	0	0	0	0	0	0	0

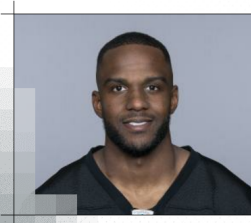


**MIKEY
VICTOR**

DB
HEIGHT: 6-3
WEIGHT: 209
BORN: November 19, 1999
COLLEGE: Alabama State

HOW ACQUIRED: FA '25
NFL EXPERIENCE: 1st year
BIRTHPLACE: Pomona, CA





**CORLISS
WAITMAN**

P
HEIGHT: 6-2
WEIGHT: 210
BORN: July 21, 1995
COLLEGE: South Alabama

NOW ACQUIRED: FA '24
NFL EXPERIENCE: 4th year
BIRTHPLACE: Milton, FL



PRO CAREER

- ✦ Has played in 35 regular-season games over his three-year NFL career (Pittsburgh 2021; Denver 2022; Pittsburgh 2024)
- ✦ Has punted 168 times for 7,850 yards (46.7 avg. / 41.7 net) with 12 touchbacks and 58 punts inside of the 20-yard line
- ✦ Made NFL debut with Pittsburgh in Week 16 of 2021 (at Kansas City)

2024 (STEELERS)

- ✦ Played in 16 regular-season games
- ✦ Signed with the Steelers after the Week 1 injury to Cameron Johnston
- ✦ Punted 65 times for 3,105 yards (46.4 avg. / 41.7 net) with 27 of those punts landing inside the 20-yard line
- ✦ Recorded eight punts that landed inside of the 10-yard line

2023 (BRONCOS/PATRIOTS)

- ✦ Did not play in a regular-season games
- ✦ Participated in the New England training camp and much of the season on the Patriots practice squad

2022 (BRONCOS)

- ✦ Played in all 17 regular-season games
- ✦ Punted 96 times for 4,470 yards (46.6 avg. / 41.5 net) with 30 of those punts landing inside the 20-yard line, which was tied for the seventh-most in the NFL
- ✦ Recorded six punts that landed inside of the 10-yard line and three punts that landed inside the five-yard line

2021 (STEELERS/PATRIOTS)

- ✦ Played in two regular-season games (Week 16 at Kansas City; Week 17 vs. Cleveland)
- ✦ Signed with the Steelers prior to Week 16 due to the injury of Pressley Harvin III
- ✦ Punted seven times for 365 yards (52.1 avg. / 42.6 net) with one of those punts landing inside the 20-yard line
- ✦ Spent most of the season on the New England practice squad

2020 (STEELERS)

- ✦ Spent the season on the Pittsburgh practice squad

TRANSACTIONS

- ✦ Signed with Pittsburgh on Sept. 9, 2024
- ✦ Released by Chicago on Aug. 27, 2024
- ✦ Signed with the Bears on Jan. 9, 2024
- ✦ Released from the New England practice squad on Oct. 4, 2023
- ✦ Signed with the Patriots practice squad on Aug. 31, 2023
- ✦ Released by New England on Aug. 28, 2023
- ✦ Signed a one-year contract with the Patriots on March 23, 2023
- ✦ Released by the Patriots on March 21, 2023
- ✦ Claimed by Denver off waivers from Pittsburgh on Feb. 15, 2022
- ✦ Released by the Steelers on Jan. 15, 2022
- ✦ Signed by Pittsburgh off the New England practice squad on Dec. 25, 2021
- ✦ Signed to the Patriots practice squad on Nov. 23, 2021
- ✦ Released by Las Vegas on Aug. 23, 2021
- ✦ Signed by the Raiders on July 26, 2021
- ✦ Released by the Steelers on May 3, 2021
- ✦ Signed by Pittsburgh on Jan. 14, 2021
- ✦ Signed with the Steelers practice squad on Sept. 6, 2020
- ✦ Released by Pittsburgh on Sept. 5, 2020
- ✦ Signed with the Steelers as an undrafted free agent on Apr. 26, 2020

PERSONAL

- ✦ Attended Milton (Ga.) H.S., where he was named First Team All-State as a senior after punting 43 times for a 44.0 average
- ✦ Connected on 8-of-10 field goal attempts and made 15-of-16 on extra point attempts
- ✦ Lettered in football, basketball, soccer and track
- ✦ Born on July 21, 1995, in Ghent, Belgium



COLLEGE

- ✦ Appeared in 40 games at South Alabama, where he finished with 158 punts for 6,740 yards (42.7 avg.), 50 punts inside the 20-yard line, 37 punts of 50 or more yards and seven touchbacks
- ✦ Totaled 2,792 yards on 67 punts (41.2 avg.) with 19 punts inside the 20-yard line and 15 punts of 50 or more yards during his senior season
- ✦ Named All-Sun Belt Conference First Team and an honorable mention on the inaugural All-American Punter team after recording 3,167 yards on 70 punts for a school record 45.2 average in 2017
- ✦ Tallied 26 punts inside the 20-yard line and led the conference with 21 punts of 50 or more yards

CORLISS WAITMAN'S NFL REGULAR SEASON PUNTING STATISTICS

DATE	TEAM	GP	NO.	YDS.	AVG.	OPP. RET.	YDS.	NET YDS.	AVG.	TB	IN20	LG	BK
2020	Steelers	0	0	0	0.0	0	0	0	0.0	0	0	0	0
2021	Raiders	0	0	0	0.0	0	0	0	0.0	0	0	0	0
Went from Las Vegas to New England.													
2021	Patriots	0	0	0	0.0	0	0	0	0.0	0	0	0	0
Went from New England to Pittsburgh.													
2021	Steelers	2	7	365	52.1	32	47	298	42.6	1	1	63	0
2021	TOTAL	2	7	365	52.1	32	47	298	42.6	1	1	63	0
2022	Broncos	17	96	4,470	46.6	44	362	3,988	41.5	6	30	59	0
2023	Patriots	0	0	0	0.0	0	0	0	0.0	0	0	0	0
2024	Steelers	16	65	3,015	46.4	31	191	2,724	41.9	5	27	71	0
NFL TOTALS		35	168	7,850	46.7	107	600	7,010	41.7	12	58	71	0

CORLISS WAITMAN'S NFL POSTSEASON PUNTING STATISTICS

DATE	TEAM	GP	NO.	YDS.	AVG.	OPP. RET.	YDS.	NET YDS.	AVG.	TB	IN20	LG	BK
2020	Steelers	0	0	0	0.0	0	0	0	0.0	0	0	0	0
2021	Steelers	0	0	0	0.0	0	0	0	0.0	0	0	0	0
2024	Steelers	1	5	257	51.4	1	4	253	50.6	0	5	60	0
NFL TOTALS		1	5	257	51.4	1	4	253	50.6	0	5	60	0

SINGLE-GAME HIGHS: PUNTER

Punts	10 vs. San Francisco 49ers, Sep 25, 2022 9 at Tennessee Titans, Nov 13, 2022	Net Punting Avg	50.3 at Pittsburgh Steelers, Sep 22, 2024 49.3 at Pittsburgh Steelers, Nov 17, 2024
Gross Punting Yards	476 vs. San Francisco 49ers, Sep 25, 2022 424 at Denver Broncos, Sep 15, 2024	Longest Punts	71 at Pittsburgh Steelers, Nov 17, 2024 63 at Kansas City Chiefs, Dec 26, 2021
Gross Punting Avg	56.5 at Pittsburgh Steelers, Nov 17, 2024 53.0 at Denver Broncos, Sep 15, 2024	Inside the 20	6 vs. San Francisco 49ers, Sep 25, 2022 4 at Los Angeles Chargers, Oct 17, 2022
Net Punting Yards	436 vs. San Francisco 49ers, Sep 25, 2022 344 at Denver Broncos, Sep 15, 2024		

SINGLE-GAME HIGHS - POSTSEASON: PUNTER

Punts	5 at Baltimore Ravens, Jan 11, 2025	Net Punting Yards	253 at Baltimore Ravens, Jan 11, 2025
Gross Punting Yards	257 at Baltimore Ravens, Jan 11, 2025	Net Punting Avg	50.6 at Baltimore Ravens, Jan 11, 2025
Gross Punting Avg	51.4 at Baltimore Ravens, Jan 11, 2025	Inside the 20	5 at Baltimore Ravens, Jan 11, 2025

2024 GAME-BY-GAME REGULAR-SEASON STATISTICS (STEELERS)

DATE	OPPONENT	NO.	YDS.	AVG.	OPP. RET.	YDS.	NET YDS.	AVG	TB	IN20	LG	BK	W/L	SCORE	
09/08	at Falcons						DID NOT PLAY							W	18-10
09/15	at Broncos	P	8	424	53.0	3	20	344	43.0	3	2	58	0	W	13-6
09/22	Chargers	P	3	156	52.0	1	5	151	50.3	0	1	56	0	W	20-10
09/29	at Colts	P	3	103	34.3	1	5	98	32.7	0	2	40	0	L	24-27
10/06	Cowboys	P	5	222	44.4	0	0	202	40.4	1	2	48	0	L	17-20
10/13	at Raiders	P	3	137	45.7	3	-1	138	46.0	0	2	47	0	W	32-13
10/20	Jets	P	4	184	46.0	2	4	180	45.0	0	3	55	0	W	37-15
10/28	Giants	P	3	131	43.7	1	2	129	43.0	0	2	55	0	W	26-18
11/10	at Commanders	P	5	212	42.4	2	0	212	42.4	0	3	51	0	W	28-27
11/17	Ravens	P	4	226	56.5	1	9	197	49.3	1	1	71	0	W	18-16
11/21	at Browns	P	1	15	15.0	0	0	15	15.0	0	0	15	0	L	19-24
12/01	at Bengals	P	1	38	38.0	0	0	38	38.0	0	1	38	0	W	44-38
12/08	Browns	P	6	314	52.3	4	44	270	45.0	0	1	60	0	W	27-14
12/15	at Eagles	P	5	215	43.0	3	29	186	37.2	0	2	49	0	L	13-27
12/21	at Ravens	P	5	247	49.4	2	16	231	46.2	0	3	58	0	L	17-34
12/25	Chiefs	P	4	178	44.5	3	34	144	36.0	0	0	58	0	L	10-29
01/04	Bengals	P	5	213	42.6	3	24	189	37.8	0	2	50	0	L	17-19
2024 TOTALS		16	65	3,015	46.4	29	191	2,724	41.9	5	27	71	0	10-7	

2023 GAME-BY-GAME REGULAR-SEASON STATISTICS (PATRIOTS)

DATE	OPPONENT	NO.	YDS.	AVG.	OPP. RET.	YDS.	NET YDS.	AVG	TB	IN20	LG	BK	W/L	SCORE
09/17	Dolphins						PRACTICE SQUAD						L	17-24
09/24	at Jets						PRACTICE SQUAD						W	15-10
10/01	at Cowboys						PRACTICE SQUAD						L	3-38
10/08	Saints						NOT ON ROSTER						L	0-34
10/15	at Raiders						NOT ON ROSTER						L	17-21
10/22	Bills						NOT ON ROSTER						W	29-25
10/29	at Dolphins						NOT ON ROSTER						L	17-31
11/05	Commanders						NOT ON ROSTER						L	17-20
11/12	Colts						NOT ON ROSTER						L	6-10
11/26	at Giants						NOT ON ROSTER						L	7-10
12/03	Chargers						NOT ON ROSTER						L	0-6
12/07	at Steelers						NOT ON ROSTER						W	21-18
12/17	Chiefs						NOT ON ROSTER						L	17-27
12/24	at Broncos						NOT ON ROSTER						W	26-23
12/31	at Bills						NOT ON ROSTER						L	21-27
01/07	Jets						NOT ON ROSTER						L	3-17
2023 TOTALS		0	0	0	0.0	0	0	0.0	0	0	0	0	4-12	

2022 GAME-BY-GAME REGULAR-SEASON STATISTICS (BRONCOS)

DATE	OPPONENT	NO.	YDS.	AVG.	OPP. RET.	YDS.	NET YDS.	AVG	TB	IN20	LG	BK	W/L	SCORE
09/12	at Seahawks	P 1	36	36.0	0	0	36	36.0	0	1	36	0	L	16-17
09/18	Texans	P 5	214	42.8	1	7	167	33.4	2	1	50	0	W	16-9
09/25	49ers	P 10	476	47.6	5	40	436	43.6	0	6	57	0	W	11-10
10/02	at Raiders	P 5	241	48.2	3	7	214	42.8	1	2	55	0	L	23-32
10/06	Colts	P 5	229	45.8	3	22	207	41.4	0	1	52	0	L	9-12+
10/17	at Chargers	P 7	323	46.1	3	39	284	40.6	0	4	58	0	L	16-19+
10/23	Jets	P 6	240	40.0	0	0	240	40.0	0	3	46	0	L	9-16
10/30	at Jaguars	P 6	306	51.0	4	25	281	46.8	0	1	54	0	W	21-17
11/13	at Titans	P 9	411	45.7	4	51	340	37.8	1	0	58	0	L	10-17
11/20	Raiders	P 4	187	46.8	4	28	159	39.8	0	0	54	0	L	16-22+
11/27	at Panthers	P 7	367	52.4	5	44	323	46.1	0	2	58	0	L	10-23
12/04	at Ravens	P 7	288	41.1	1	3	285	40.7	0	2	46	0	L	9-10
12/11	Chiefs	P 7	333	47.6	4	22	291	41.6	1	0	51	0	L	28-34
12/18	Cardinals	P 5	224	44.8	2	11	213	42.6	0	3	56	0	W	24-15
12/25	at Rams	P 2	100	50.0	1	12	88	44.0	0	1	56	0	L	14-51
01/01	at Chiefs	P 5	257	51.4	2	14	223	44.6	1	2	57	0	L	24-27
01/08	Chargers	P 5	238	47.6	2	37	201	40.2	0	1	59	0	W	31-28
2022 TOTALS		17	96	4,470	46.6	44	362	3,988	41.5	6	30	59	0	5-12

+ Overtime

2021 GAME-BY-GAME REGULAR-SEASON STATISTICS (RAIDERS/PATRIOTS/STEELERS)

DATE	OPPONENT	NO.	YDS.	AVG.	OPP. RET.	YDS.	NET YDS.	AVG	TB	IN20	LG	BK	W/L	SCORE
09/13	Ravens						NOT ON ROSTER						W	33-27+
09/19	at Steelers						NOT ON ROSTER						W	26-17
09/26	Dolphins						NOT ON ROSTER						W	31-28+
10/04	at Chargers						NOT ON ROSTER						L	14-28
10/10	Bears						NOT ON ROSTER						L	9-20
10/17	at Broncos						NOT ON ROSTER						W	34-24
10/24	Eagles						NOT ON ROSTER						W	33-22
11/07	at Giants						NOT ON ROSTER						L	16-23
11/14	Chiefs						NOT ON ROSTER						L	14-41
11/21	Bengals						NOT ON ROSTER						L	13-32
11/28	Titans						Went from Raiders to Patriots .						W	36-13
12/06	at Bills						PRACTICE SQUAD						W	14-10
12/18	at Colts						PRACTICE SQUAD						L	17-27
12/26	at Chiefs	P 2	121	60.5	1	18	83	41.5	1	0	63	0	L	10-36
01/03	Browns	P 5	244	48.8	4	29	215	43.0	0	1	53	0	W	26-14
01/09	at Ravens						ON INACTIVE LIST						W	16-13+
2021 TOTALS		2	7	365	52.1	5	47	298	42.6	1	1	63	0	9-7

+ Overtime

2020 GAME-BY-GAME REGULAR-SEASON STATISTICS (STEELERS)

DATE	OPPONENT	NO.	YDS.	AVG.	OPP. RET.	YDS.	NET YDS.	AVG	TB	IN20	LG	BK	W/L	SCORE
09/14	at Giants						PRACTICE SQUAD						W	26-16
09/27	Texans						PRACTICE SQUAD						W	28-21
10/11	Eagles						PRACTICE SQUAD						W	38-29
10/18	Browns						PRACTICE SQUAD						W	38-7
10/25	at Titans						PRACTICE SQUAD						W	27-24
11/01	at Ravens						PRACTICE SQUAD						W	28-24
11/08	at Cowboys						PRACTICE SQUAD						W	24-19
11/15	Bengals						PRACTICE SQUAD						W	36-10
11/22	at Jaguars						PRACTICE SQUAD						W	27-3
12/02	Ravens						PRACTICE SQUAD						W	19-14
12/07	Football Team						PRACTICE SQUAD						L	17-23
12/13	at Bills						PRACTICE SQUAD						L	15-26
12/21	at Bengals						PRACTICE SQUAD						L	17-27
12/27	Colts						PRACTICE SQUAD						W	28-24
01/03	at Browns						PRACTICE SQUAD						L	22-24
2020 TOTALS		0	0	0	0.0	0	0	0.0	0	0	0	0	11-4	



2024 GAME-BY-GAME POSTSEASON STATISTICS (STEELERS)


DATE	OPPONENT		NO.	YDS.	AVG.	OPP. RET.	YDS.	NET YDS.	AVG	TB	IN20	LG	BK	W/L	SCORE
01/11	at Ravens	P	5	257	51.4	1	4	253	50.6	0	5	60	0	L	14-28
2024 TOTALS			1	5	257	51.4	1	4	253	50.6	0	5	60	0	0-1

2021 GAME-BY-GAME POSTSEASON STATISTICS (STEELERS)

DATE	OPPONENT		NO.	YDS.	AVG.	OPP. RET.	YDS.	NET YDS.	AVG	TB	IN20	LG	BK	W/L	SCORE		
01/16	at Chiefs							DID NOT PLAY								L	21-42
2021 TOTALS			0	0	0	0.0	0	0	0.0	0	0	0	0	0-1			

2020 GAME-BY-GAME POSTSEASON STATISTICS (STEELERS)

DATE	OPPONENT		NO.	YDS.	AVG.	OPP. RET.	YDS.	NET YDS.	AVG	TB	IN20	LG	BK	W/L	SCORE		
01/10	Browns							PRACTICE SQUAD								L	37-48
2020 TOTALS			0	0	0	0.0	0	0	0.0	0	0	0	0	0-1			



GARETH WARREN

OT
HEIGHT: 6-6
WEIGHT: 333
BORN: August 5, 2003
COLLEGE: Lindenwood



HOW ACQUIRED: FA '25
NFL EXPERIENCE: 0
BIRTHPLACE: Kailua Kona, HI

PRO CAREER

- ✦ Has yet to make NFL debut

TRANSACTIONS

- ✦ Signed with Pittsburgh as an undrafted rookie free agent on May 12, 2025

PERSONAL

- ✦ Attended Kealakehe H.S. (Kealakehe, Hawaii), where he was invited to the Pro Football Hall of Fame High School Elite Division Session
- ✦ All-conference selection in his junior year
- ✦ Participated in the Polynesian Bowl National Combine and Showcase as a sophomore
- ✦ Took part in the All-Hawaii Bowl on Oahua senior in 2015
- ✦ Son of Solinu'u and Leonard Warren
- ✦ Has three siblings, Setu, Elizabeth and Faith

COLLEGE

- ✦ Played four seasons at Lindenwood (2021-24), where he was a mainstay on the offensive line and started 37 of 40 career games – at both left guard and left tackle, respectively
- ✦ Three-time All-Conference selection, including first-team honors as a senior in 2024
- ✦ Named to the Reese's Senior Bowl Watch List and the East-West Shrine Bowl 1000 List and went on to compete in the East-West Shrine Bowl
- ✦ Part of an offensive line that helped the Lions lead the association in rushing yards/game (173.7) in 2024

GARETH WARREN'S COLLEGE STATISTICS

DATE	TEAM	GP	GS
2021	Lindenwood	9	7
2022	Lindenwood	10	10
2023	Lindenwood	9	8
2024	Lindenwood	12	12
TOTALS		40	37



JAYLEN WARREN

RB
HEIGHT: 5-8
WEIGHT: 215
BORN: November 1, 1998
COLLEGE: Oklahoma State

HOW ACQUIRED: UDFA '22
NFL EXPERIENCE: 4th year
BIRTHPLACE: Cottonwoods Heights, UT



PRO CAREER

- ✦ Has played in 48 regular-season games (no starts) in his three-year NFL career (Pittsburgh 2022-24)
- ✦ Has recorded 1,674 rushing yards and six rushing TDs on 346 attempts (4.8 avg.) and added 127 catches for 894 yards (7.0 avg.)
- ✦ Made NFL debut in Week 1 of 2022 (at Cincinnati)

2024 (STEELERS)

- ✦ Played in 15 regular-season games (no starts)
- ✦ Rushed 120 times for 511 yards (4.3 avg.) and one rushing TD
- ✦ Added 38 receptions for 310 yards (8.2 avg.)
- ✦ Scored a three-yard rushing TD at the Browns in Week 12
- ✦ Was inactive due to injury in Weeks 4 and 5

2023 (STEELERS)

- ✦ Played in 17 regular-season games (no starts)
- ✦ Rushed 149 times for 784 yards (5.3 avg.) and four TDs
- ✦ Added 61 receptions for 370 yards (6.1 avg.)
- ✦ Warren and Najee Harris each eclipsed 1,000 scrimmage yards in 2023
- ✦ Warren and Harris were the fourth duo in franchise history to eclipse 1,000 scrimmage yards in the same season and first since Walter Abercrombie and Earnest Jackson in 1986 (Abercrombie and Frank Pollard also accomplished the feat in 1985, as did Franco Harris and Rocky Bleier in 1976)
- ✦ Warren and Harris each rushed for at least 750 yards in 2023
- ✦ First pair of Steelers' running backs to rush for 750 or more yards in the same since season 2004 (Jerome Bettis, 941; Duce Staley, 830)
- ✦ Rushed 13 times for 75 yards (5.8 avg.) and one TD while adding 23 receiving yards on four receptions (5.8 avg.) in Week 17 at Seattle
- ✦ Registered an 18-yard TD run with 1:47 remaining in the first quarter that gave the Steelers a 7-0 lead over the Seahawks
- ✦ Led the team with 129 yards on nine carries (14.3 avg.) while adding 16 receiving yards on three receptions (5.3 avg.) in Week 11 at Cleveland
- ✦ Registered a 74-yard TD run with 14:10 remaining in the third quarter that cut the Browns lead to 10-7
- ✦ The 74-yard TD run was the longest by the Steelers since Le'Veon Bell had an 81-yard TD run in Week 3 of 2014 (at Carolina)
- ✦ The 74-yard TD run was the second-longest by the Steelers in the series history with Cleveland (Willie Parker had an 80-yard TD run in Week 16 of 2005)
- ✦ Rushed for 100 yards or more in both Week 10 (vs. Green Bay) and Week 11 (at Cleveland)
- ✦ First Steelers player to rush for 100 or more yards in consecutive games since James Conner in Weeks 2-3 of 2020
- ✦ First undrafted running back to register back-to-back 100-yard rushing games since C.J. Anderson (L.A. Rams) in Weeks 16 and 17 of 2018
- ✦ Second undrafted running back in franchise history to register back-to-back 100-yard rushing games
- ✦ Willie Parker is the only other undrafted running back in franchise history to accomplish the feat (had streaks of four games, three games, three games, two games, two games and two games)
- ✦ Registered 19 runs of 10 yards or more after Week 9, which was tied for the fifth-most in the League over the span
- ✦ Averaged 5.86 yards/rush after Week 9, which was the second-best in the League over the span (min. 100 carries)

2022 (STEELERS)

- ✦ Played in 16 regular-season games (no starts)
- ✦ Rushed 77 times for 379 yards and one touchdown
- ✦ Added on 28 receptions for 214 yards
- ✦ Ranked sixth in rushing yards by an undrafted free agent running back in 2022
- ✦ Broke off runs of 10-plus yards 11 times, including three in Week 8 at Philadelphia
- ✦ Caught a pass for 26 yards, his longest reception and the longest by a Steelers running back of the season, in Week 10 vs. New Orleans
- ✦ Was inactive Week 12 at Indianapolis due to injury
- ✦ Punched in his first career touchdown in Week 15 at Carolina on a two-yard run
- ✦ Had a season-long 31-yard run in Week 17 at Baltimore to contribute to his total of 98 all-purpose yards

TRANSACTIONS

- ✦ Signed as an undrafted free agent with Pittsburgh on May 2, 2022

PERSONAL

- ✦ Derrell Jaylen Warren was born Nov. 1, 1998, in Clinton, North Carolina
- ✦ Son of Derrick and Salaneta Warren
- ✦ Graduated with a degree in sociology
- ✦ Named the 2016 Deseret News' Mr. Football and the Salt Lake Tribune Player of the Year after leading East to an undefeated 14-0 season and second consecutive Class 4A state championship
- ✦ Helped the Leopards lead the nation in rushing with 6,797 yards (485.5 ypg)
- ✦ Totaled 3,099 yards rushing during his senior season to shatter the 37-year-old single-season state rushing record, while becoming the first player in the history of Utah high school football to ever reach the 3,000-yard mark
- ✦ Tied a single-season state record with 38 rushing touchdowns as a senior in 2016



COLLEGE

- ✦ A JUCO product (Snow College, 2018) who played two years at Utah State (2019-20) before transferring to Oklahoma State for his final collegiate season (2021)
- ✦ Rushed for 2,126 yards and 19TDs on 407 carries (5.0 yards/rush) in 29 career college games
- ✦ Named the 2021 Big 12 Offensive Newcomer of the Year by the league's head coaches
- ✦ Voted as a captain by his teammates at the end of his lone season in Stillwater
- ✦ One of seven finalists for the 2021 Polynesian College Football Player of the Year Award
- ✦ Finished 2021 ranked in top 25 among all FBS players with 1,216 rushing yards and 11 carries of at least 20 yards
- ✦ Ranked 28th in the FBS with 1,441 yards from scrimmage in 2021
- ✦ His '21 season rushing total tied for 19th-most in a single season in school history
- ✦ Started the final 12 games of the year and played in all 14, although he was available for just the first two snaps with no carries due to an injury in the Big 12 Championship game
- ✦ Scored 11 rushing TDs on the year
- ✦ Finished with five 100-yard rushing performances, including 218 vs. Boise State, 193 vs. Texas, 125 vs. Baylor, 123 vs. Kansas State and 113 vs. TCU
- ✦ Had OSU's longest rush (75-yard TD run at Boise State) and reception (52-yard catch vs. K-State) of the year
- ✦ Had two of the top six single-game rushing yardage totals in the Big 12, including No. 2 (218 at Boise State) and No. 6 (193 at Texas)
- ✦ Received five Big 12 weekly honors, which marked two more than any other player in the conference

JAYLEN WARREN'S NFL REGULAR SEASON RUSHING/RECEIVING STATISTICS

DATE	TEAM	GP	GS	RUSHING					RECEIVING				
				NO.	YDS.	AVG.	LG	TD	NO.	YDS.	AVG.	LG	TD
2022	Steelers	16	0	77	379	4.9	31	1	28	214	7.6	26	0
2023	Steelers	17	0	149	784	5.3	74t	4	61	370	6.1	30	0
2024	Steelers	15	0	120	511	4.3	22	1	38	310	8.2	29	0
NFL TOTALS		48	0	346	1,674	4.8	74T	6	127	894	7.0	30	0

JAYLEN WARREN'S NFL POSTSEASON RUSHING/RECEIVING STATISTICS

DATE	TEAM	GP	GS	RUSHING					RECEIVING				
				NO.	YDS.	AVG.	LG	TD	NO.	YDS.	AVG.	LG	TD
2023	Steelers	1	0	8	38	4.8	12	0	2	16	8.0	16	0
2024	Steelers	1	0	2	6	3.0	4	0	4	19	4.8	7	0
NFL TOTALS		2	0	10	44	4.4	12	0	6	35	5.8	16	0

JAYLEN WARREN'S NFL REGULAR SEASON RETURN STATISTICS

DATE	TEAM	KICKOFF RETURNS					PUNT RETURNS					
		RET.	YDS.	AVG.	LG	TD	NO.	FC	YDS.	AVG.	LG	TD
2022	Steelers	0	0	0.0	0	0	0	0	0	0.0	0	0
2023	Steelers	0	0	0.0	0	0	0	0	0	0.0	0	0
2024	Steelers	9	227	25.2	35	0	0	0	0	0.0	0	0
NFL TOTALS		9	227	25.2	35	0	0	0	0	0.0	0	0

JAYLEN WARREN'S NFL POSTSEASON RETURN STATISTICS

DATE	TEAM	KICKOFF RETURNS					PUNT RETURNS					
		RET.	YDS.	AVG.	LG	TD	NO.	FC	YDS.	AVG.	LG	TD
2023	Steelers	1	21	21.0	21	0	0	0	0	0.0	0	0
2024	Steelers	0	0	0.0	0	0	0	0	0	0.0	0	0
NFL TOTALS		1	21	21.0	21	0	0	0	0	0.0	0	0

SINGLE-GAME HIGHS: RUSHING/RECEIVING

Rush Attempts	15 vs. Green Bay Packers, Nov 12, 2023 14 at Washington Commanders, Nov 10, 2024	Longest Receptions	30 vs. Cleveland Browns, Sep 18, 2023 29 at Cincinnati Bengals, Dec 01, 2024
Rushing Yards	129 at Cleveland Browns, Nov 19, 2023 101 vs. Green Bay Packers, Nov 12, 2023	All-Purpose Yards	151 at Washington Commanders, Nov 10, 2024 145 at Cleveland Browns, Nov 19, 2023
Rushing Average	14.3 at Cleveland Browns, Nov 19, 2023 8.0 vs. Tennessee Titans, Nov 02, 2023	Kickoff Returns	2 vs. Cincinnati Bengals, Jan 04, 2025 2 at Washington Commanders, Nov 10, 2024
Longest Runs	74t at Cleveland Browns, Nov 19, 2023 31 at Baltimore Ravens, Jan 01, 2023	Kickoff Return Yards	57 vs. Cincinnati Bengals, Jan 04, 2025 56 at Washington Commanders, Nov 10, 2024
Rushing TDs	1 at Cleveland Browns, Nov 21, 2024 1 at Seattle Seahawks, Dec 31, 2023 ...4 more at 1.	Longest Kickoff Return	35 at Washington Commanders, Nov 10, 2024 34 at Baltimore Ravens, Dec 21, 2024
Receptions	6 at Houston Texans, Oct 01, 2023 5 vs. Kansas City Chiefs, Dec 25, 2024 ...5 more at 5.	Special Teams Tackles	1 vs. Cleveland Browns, Jan 08, 2023 1 vs. Tampa Bay Buccaneers, Oct 16, 2022 ...1 more at 1.
Receiving Yards	66 vs. Cleveland Browns, Sep 18, 2023 55 at Cincinnati Bengals, Dec 01, 2024	Most TDs	1 at Cleveland Browns, Nov 21, 2024 1 at Seattle Seahawks, Dec 31, 2023 ...4 more at 1.
Receiving Average	16.5 vs. Cleveland Browns, Sep 18, 2023 13.8 at Cincinnati Bengals, Dec 01, 2024	Scrimmage Yards	145 at Cleveland Browns, Nov 19, 2023 113 vs. Tennessee Titans, Nov 02, 2023



SINGLE-GAME HIGHS - POSTSEASON: RUSHING/RECEIVING

Rush Attempts	8 at Buffalo Bills, Jan 15, 2024	Receiving Average	4.8 at Baltimore Ravens, Jan 11, 2025
	2 at Baltimore Ravens, Jan 11, 2025	Longest Receptions	16 at Buffalo Bills, Jan 15, 2024
Rushing Yards	38 at Buffalo Bills, Jan 15, 2024		7 at Baltimore Ravens, Jan 11, 2025
	6 at Baltimore Ravens, Jan 11, 2025		5 at Baltimore Ravens, Jan 11, 2025
Rushing Average	4.8 at Buffalo Bills, Jan 15, 2024		5 at Baltimore Ravens, Jan 11, 2025
Longest Runs	12 at Buffalo Bills, Jan 15, 2024	All-Purpose Yards	2 at Baltimore Ravens, Jan 11, 2025
	10 at Buffalo Bills, Jan 15, 2024		75 at Buffalo Bills, Jan 15, 2024
	6 at Buffalo Bills, Jan 15, 2024		25 at Baltimore Ravens, Jan 11, 2025
	5 at Buffalo Bills, Jan 15, 2024	Longest Kickoff Return	21 at Buffalo Bills, Jan 15, 2024
	4 at Baltimore Ravens, Jan 11, 2025	Scrimmage Yards	54 at Buffalo Bills, Jan 15, 2024
Receptions	4 at Baltimore Ravens, Jan 11, 2025		25 at Baltimore Ravens, Jan 11, 2025
	2 at Buffalo Bills, Jan 15, 2024		
Receiving Yards	19 at Baltimore Ravens, Jan 11, 2025		
	16 at Buffalo Bills, Jan 15, 2024		

100-YARD RUSHING GAMES (2): REGULAR SEASON

DATE	TEAM	ATT.	YDS.	AVG.	LG	TD
11/12/23	PACKERS	15	101	6.7	20	1
11/19/23	at Browns	9	129	14.3	74t	1

2024 GAME-BY-GAME REGULAR-SEASON STATISTICS (STEELERS)

DATE	OPPONENT	P/S	RUSHING					RECEIVING					W/L	SCORE
			NO.	YDS.	AVG.	LG	TD	NO.	YDS.	AVG.	LG	TD		
09/08	at Falcons	P	2	7	3.5	8	0	2	13	6.5	9	0	W	18-10
09/15	at Broncos	P	9	42	4.7	11	0	2	19	9.5	12	0	W	13-6
09/22	Chargers	P	3	5	1.7	3	0	1	-4	-4.0	-4	0	W	20-10
09/29	at Colts		ON INACTIVE LIST											
10/06	Cowboys		ON INACTIVE LIST											
10/13	at Raiders	P	6	7	1.2	7	0	3	11	3.7	8	0	W	32-13
10/20	Jets	P	12	44	3.7	10	0	2	15	7.5	11	0	W	37-15
10/28	Giants	P	9	46	5.1	18	0	2	13	6.5	9	0	W	26-18
11/10	at Commanders	P	14	66	4.7	12	0	2	29	14.5	26	0	W	28-27
11/17	Ravens	P	9	41	4.6	9	0	4	27	6.8	12	0	W	18-16
11/21	at Browns	P	11	45	4.1	15	1	3	19	6.3	11	0	L	19-24
12/01	at Bengals	P	3	9	3.0	6	0	4	55	13.8	29	0	W	44-38
12/08	Browns	P	9	47	5.2	14	0	2	25	12.5	14	0	W	27-14
12/15	at Eagles	P	4	12	3.0	6	0	1	3	3.0	3	0	L	13-27
12/21	at Ravens	P	12	48	4.0	11	0	5	44	8.8	13	0	L	17-34
12/25	Chiefs	P	11	71	6.5	22	0	5	41	8.2	21	0	L	10-29
01/04	Bengals	P	6	21	3.5	9	0	0	0	0.0	0	0	L	17-19
2024 TOTALS		15-0	120	511	4.3	22	1	38	310	8.2	29	0	10-7	

2023 GAME-BY-GAME REGULAR-SEASON STATISTICS (STEELERS)

DATE	OPPONENT	P/S	RUSHING					RECEIVING					W/L	SCORE
			NO.	YDS.	AVG.	LG	TD	NO.	YDS.	AVG.	LG	TD		
09/10	49ers	P	3	6	2.0	3	0	5	12	2.4	9	0	L	7-30
09/18	Browns	P	6	20	3.3	8	0	4	66	16.5	30	0	W	26-22
09/24	at Raiders	P	8	29	3.6	11	0	3	23	7.7	16	0	W	23-18
10/01	at Texans	P	8	29	3.6	18	0	6	26	4.3	7	0	L	6-30
10/08	Ravens	P	9	40	4.4	16	0	3	39	13.0	23	0	W	17-10
10/22	at Rams	P	6	32	5.3	13t	1	1	-1	-1.0	-1	0	W	24-17
10/29	Jaguars	P	5	19	3.8	8	0	4	19	4.8	11	0	L	10-20
11/02	Titans	P	11	88	8.0	22	0	3	25	8.3	9	0	W	20-16
11/12	Packers	P	15	101	6.7	20	1	2	9	4.5	6	0	W	23-19
11/19	at Browns	P	9	129	14.3	74t	1	3	16	5.3	14	0	L	10-13
11/26	at Bengals	P	13	49	3.8	9	0	3	13	4.3	15	0	W	16-10
12/03	Cardinals	P	9	59	6.6	18	0	1	-4	-4.0	-4	0	L	10-24
12/07	Patriots	P	7	11	1.6	7	0	4	29	7.3	12	0	L	18-21
12/16	at Colts	P	10	40	4.0	11	0	5	28	5.6	11	0	L	13-30
12/23	Bengals	P	8	24	3.0	5	0	5	30	6.0	18	0	W	34-11
12/31	at Seahawks	P	13	75	5.8	23	1	4	23	5.8	10	0	W	30-23
01/06	at Ravens	P	9	33	3.7	23	0	5	17	3.4	7	0	W	17-10
2023 TOTALS		17-0	149	784	5.3	74T	4	61	370	6.1	30	0	10-7	



2022 GAME-BY-GAME REGULAR-SEASON STATISTICS (STEELERS)

DATE	OPPONENT	P/S	RUSHING					RECEIVING					W/L	SCORE		
			NO.	YDS.	AVG.	LG	TD	NO.	YDS.	AVG.	LG	TD				
09/11	at Bengals	P	3	7	2.3	3	0	0	0	0.0	0	0	0	W	23-20+	
09/18	Patriots	P	4	15	3.8	6	0	1	0	0.0	0	0	0	L	14-17	
09/22	at Browns	P	4	30	7.5	10	0	1	3	3.0	3	0	0	L	17-29	
10/02	Jets	P	3	18	6.0	14	0	1	4	4.0	4	0	0	L	20-24	
10/09	at Bills	P	5	24	4.8	12	0	4	39	9.8	13	0	0	L	3-38	
10/16	Buccaneers	P	2	2	1.0	1	0	0	0	0.0	0	0	0	W	20-18	
10/23	at Dolphins	P	2	7	3.5	4	0	2	17	8.5	10	0	0	L	10-16	
10/30	at Eagles	P	6	50	8.3	19	0	3	25	8.3	15	0	0	L	13-35	
11/13	Saints	P	9	37	4.1	21	0	3	40	13.3	26	0	0	W	20-10	
11/20	Bengals	P	0	0	0.0	0	0	1	9	9.0	9	0	0	L	30-37	
11/28	at Colts		ON INACTIVE LIST					ON INACTIVE LIST					0	0	W	24-17
12/04	at Falcons	P	1	5	5.0	5	0	2	14	7.0	7	0	0	W	19-16	
12/11	Ravens	P	3	11	3.7	8	0	2	16	8.0	14	0	0	L	14-16	
12/18	at Panthers	P	11	38	3.5	9	1	1	11	11.0	11	0	0	W	24-16	
12/24	Raiders	P	6	23	3.8	13	0	1	7	7.0	7	0	0	W	13-10	
01/01	at Ravens	P	12	76	6.3	31	0	3	22	7.3	10	0	0	W	16-13	
01/08	Browns	P	6	36	6.0	22	0	3	7	2.3	3	0	0	W	28-14	
2022 TOTALS		16-0	77	379	4.9	31	1	28	214	7.6	26	0	0	9-8		


+ - Overtime

2024 GAME-BY-GAME POSTSEASON STATISTICS (STEELERS)

DATE	OPPONENT	P/S	RUSHING					RECEIVING					W/L	SCORE	
			NO.	YDS.	AVG.	LG	TD	NO.	YDS.	AVG.	LG	TD			
01/11	at Ravens	P	2	6	3.0	4	0	4	19	4.8	7	0	0	L	14-28
2024 TOTALS		1-0	2	6	3.0	4	0	4	19	4.8	7	0	0	0-1	

2023 GAME-BY-GAME POSTSEASON STATISTICS (STEELERS)

DATE	OPPONENT	P/S	RUSHING					RECEIVING					W/L	SCORE	
			NO.	YDS.	AVG.	LG	TD	NO.	YDS.	AVG.	LG	TD			
01/15	at Bills	P	8	38	4.8	12	0	2	16	8.0	16	0	0	L	17-31
2023 TOTALS		1-0	8	38	4.8	12	0	2	16	8.0	16	0	0	0-1	



DARNELL WASHINGTON

TE
HEIGHT: 6-7
WEIGHT: 264
BORN: August 17, 2001
COLLEGE: Georgia

HOW ACQUIRED: D3 '23
NFL EXPERIENCE: 2nd year
BIRTHPLACE: Las Vegas, NV



PRO CAREER

- ✦ Has played in 34 career regular-season games (16 starts) in two-year NFL career (Pittsburgh 2023)
- ✦ Has caught 26 passes for 261 yards and one touchdown (10.0 avg.)
- ✦ Made NFL debut in Week 1 of 2023 (vs. San Francisco)
- ✦ Made NFL starting debut in Week 2 of 2023 (vs. Cleveland)
- ✦ Caught his first career touchdown pass in Week 2 of 2024 (at Denver)

2024 (STEELERS)

- ✦ Played in 17 regular-season games (nine starts) and played in one playoff contest
- ✦ Finished the regular season with 19 receptions for 200 yards and one touchdown
- ✦ Scored the first touchdown of his NFL career in the Week 2 win at Denver, hauling in a five-yard pass from QB Justin Fields
- ✦ Caught a career-best four passes for 36 yards in the Week 7 win vs. N.Y. Jets

2023 (STEELERS)

- ✦ Played in 17 regular-season games (seven starts)
- ✦ Caught seven passes for 61 yards (8.7 avg.)

TRANSACTIONS

- ✦ Signed four-year contract with Pittsburgh on May 13, 2023
- ✦ Drafted by the Steelers in the third round (93rd overall) of the 2023 NFL Draft

PERSONAL

- ✦ Played at Desert Pines High School for head coach Tico Rodriguez
- ✦ Selected to play for Team Pressure in the 2020 Under Armour All-America Game, where he committed to Georgia in front of a national ESPN2 audience
- ✦ 247Sports.com composite five-star prospect
- ✦ Ranked as the No. 23 overall prospect nationally, the No. 1 athlete nationally and the top prospect in Nevada
- ✦ ESPN.com five-star prospect, No. 19 overall prospect nationally, No. 1 tight end prospect nationally and No. 1 prospect in Nevada
- ✦ PrepStar Magazine five-star prospect, Top 150 Dream Team, No. 1 Athlete and ranked No. 13 prospect nationally
- ✦ Rivals.com five-star prospect, No. 32 overall prospect nationally, No. 2 overall athlete prospect and No. 1 prospect in Nevada
- ✦ Honored as the No. 16 prospect nationally in the USA Today Chosen 25 in the preseason
- ✦ As a senior, helped lead Desert Pines to the No. 3 state ranking, an 11-1 record, 43.6 points per game and the 2019 NIAA Class 4A state semifinals
- ✦ Hauled in 31 catches for 586 receiving yards and four TDs his senior season, averaging 18.9 yards per reception
- ✦ Also played defensive end for DPHS, notching 15 tackles, four for loss, and an interception
- ✦ Selected to play for Team Diplomats at the 2019 Opening Finals, where he threw the top powerball throw (51 feet) on record and caught 17 passes for three TDs in 7-on-7 play
- ✦ Recognized with the 2018-19 Las Vegas Review Journal Richard Nelson Courage Award for overcoming obstacles to achieve athletic success
- ✦ Named to the 2018 USA Today All-USA and NIAA All-State Class 4A Second Team offenses following his junior season
- ✦ Also competed for the Jaguars varsity basketball team, averaging 11 points and 12 rebounds per game as a junior
- ✦ Full name is Darnell Ernest Washington
- ✦ Recipient of the Atlanta Greensboro Football Scholarship

COLLEGE

- ✦ Appeared in 36 games (27 starts) at Georgia (2020-22)
- ✦ Caught 45 passes for 774 yards and three TDs (17.2 yards per reception)
- ✦ 2022 All-SEC second team
- ✦ Started 14 of 15 games at tight end in 2022
- ✦ Caught 28 passes for 454 yards and two TDs
- ✦ Had two catches for 33 yards in season-opening win over Oregon
- ✦ Named a team co-captain for the Kent State and Auburn games
- ✦ Caught two passes for 33 yards, including a 28-yarder, in win over Samford
- ✦ Three catches for 47 yards in win over Florida
- ✦ Three catches for 64 yards in win at Missouri
- ✦ Had a career-high five receptions for 60 yards in win at Mississippi State
- ✦ Also had his first TD catch of the season in the game
- ✦ Had career-high four catches for 78 yards in win over Vanderbilt
- ✦ Had one catch for nine yards in win over Ohio State in the CFP Semifinal Chick-fil-A Peach Bowl
- ✦ Had one catch for 28 yards in the CFP National Championship Game
- ✦ Named to the preseason watch list for the John Mackey Award, given to the nation's outstanding collegiate tight end



DARNELL WASHINGTON'S NFL REGULAR SEASON RUSHING/RECEIVING STATISTICS

DATE	TEAM	GP	GS	RECEIVING				RUSHING					
				NO.	YDS.	AVG.	LG	TD	NO.	YDS.	AVG.	LG	TD
2023	Steelers	17	7	7	61	8.7	12	0	0	0	0.0	0	0
2024	Steelers	17	9	19	200	10.5	29	1	0	0	0.0	0	0
NFL TOTALS		34	16	26	261	10.0	29	1	0	0	0.0	0	0

DARNELL WASHINGTON'S NFL POSTSEASON RUSHING/RECEIVING STATISTICS

DATE	TEAM	GP	GS	RECEIVING				RUSHING					
				NO.	YDS.	AVG.	LG	TD	NO.	YDS.	AVG.	LG	TD
2023	Steelers	1	1	0	0	0.0	0	0	0	0	0.0	0	0
2024	Steelers	1	0	1	9	9.0	9	0	0	0	0.0	0	0
NFL TOTALS		2	1	1	9	9.0	9	0	0	0	0.0	0	0

DARNELL WASHINGTON'S NFL REGULAR SEASON RETURN STATISTICS

DATE	TEAM	RET.	YDS.	AVG.	LG	TD	PUNT RETURNS					
							NO.	FC	YDS.	AVG.	LG	TD
2023	Steelers	0	0	0.0	0	0	0	0	0	0.0	0	0
2024	Steelers	0	0	0.0	0	0	0	0	0	0.0	0	0
NFL TOTALS		0	0	0.0	0	0	0	0	0	0.0	0	0

DARNELL WASHINGTON'S NFL POSTSEASON RETURN STATISTICS

DATE	TEAM	RET.	YDS.	AVG.	LG	TD	PUNT RETURNS					
							NO.	FC	YDS.	AVG.	LG	TD
2023	Steelers	0	0	0.0	0	0	0	0	0	0.0	0	0
2024	Steelers	0	0	0.0	0	0	0	0	0	0.0	0	0
NFL TOTALS		0	0	0.0	0	0	0	0	0	0.0	0	0

SINGLE-GAME HIGHS: RECEIVING

Receptions	4 vs. New York Jets, Oct 20, 2024 3 at Cleveland Browns, Nov 21, 2024	Longest Receptions	29 vs. New York Giants, Oct 28, 2024 25 vs. Baltimore Ravens, Nov 17, 2024
Receiving Yards	42 vs. Baltimore Ravens, Nov 17, 2024 36 vs. New York Jets, Oct 20, 2024	All-Purpose Yards	42 vs. Baltimore Ravens, Nov 17, 2024 36 vs. New York Jets, Oct 20, 2024
Receiving Average	9.0 vs. New York Jets, Oct 20, 2024 4.7 at Cleveland Browns, Nov 21, 2024	Most TDs	1 at Denver Broncos, Sep 15, 2024

SINGLE-GAME HIGHS - POSTSEASON: RECEIVING

Longest Receptions	9 at Baltimore Ravens, Jan 11, 2025
--------------------	-------------------------------------

2024 GAME-BY-GAME REGULAR-SEASON STATISTICS (STEELERS)

DATE	OPPONENT	P/S	RECEIVING					RUSHING					W/L	SCORE
			NO.	YDS.	AVG.	LG	TD	NO.	YDS.	AVG.	LG	TD		
09/08	at Falcons	S	1	5	5.0	5	0	0	0	0.0	0	0	W	18-10
09/15	at Broncos	P	1	5	5.0	5t	1	0	0	0.0	0	0	W	13-6
09/22	Chargers	P	0	0	0.0	0	0	0	0	0.0	0	0	W	20-10
09/29	at Colts	S	2	31	15.5	20	0	0	0	0.0	0	0	L	24-27
10/06	Cowboys	P	1	5	5.0	5	0	0	0	0.0	0	0	L	17-20
10/13	at Raiders	S	1	9	9.0	9	0	0	0	0.0	0	0	W	32-13
10/20	Jets	S	4	36	9.0	18	0	0	0	0.0	0	0	W	37-15
10/28	Giants	P	1	29	29.0	29	0	0	0	0.0	0	0	W	26-18
11/10	at Commanders	S	1	6	6.0	6	0	0	0	0.0	0	0	W	28-27
11/17	Ravens	S	2	42	21.0	25	0	0	0	0.0	0	0	W	18-16
11/21	at Browns	P	3	14	4.7	6	0	0	0	0.0	0	0	L	19-24
12/01	at Bengals	P	1	10	10.0	10	0	0	0	0.0	0	0	W	44-38
12/08	Browns	S	0	0	0.0	0	0	0	0	0.0	0	0	W	27-14
12/15	at Eagles	S	0	0	0.0	0	0	0	0	0.0	0	0	L	13-27
12/21	at Ravens	S	0	0	0.0	0	0	0	0	0.0	0	0	L	17-34
12/25	Chiefs	P	1	8	8.0	8	0	0	0	0.0	0	0	L	10-29
01/04	Bengals	P	0	0	0.0	0	0	0	0	0.0	0	0	L	17-19
2024 TOTALS		17-9	19	200	10.5	29	1	0	0	0.0	0	0	10-7	

2023 GAME-BY-GAME REGULAR-SEASON STATISTICS (STEELERS)


DATE	OPPONENT	P/S	RECEIVING					RUSHING					W/L	SCORE
			NO.	YDS.	AVG.	LG	TD	NO.	YDS.	AVG.	LG	TD		
09/10	49ers	P	0	0	0.0	0	0	0	0	0.0	0	0	L	7-30
09/18	Browns	S	0	0	0.0	0	0	0	0	0.0	0	0	W	26-22
09/24	at Raiders	S	0	0	0.0	0	0	0	0	0.0	0	0	W	23-18
10/01	at Texans	S	1	10	10.0	10	0	0	0	0.0	0	0	L	6-30
10/08	Ravens	S	0	0	0.0	0	0	0	0	0.0	0	0	W	17-10
10/22	at Rams	P	0	0	0.0	0	0	0	0	0.0	0	0	W	24-17
10/29	Jaguars	P	0	0	0.0	0	0	0	0	0.0	0	0	L	10-20
11/02	Titans	P	1	7	7.0	7	0	0	0	0.0	0	0	W	20-16
11/12	Packers	S	1	6	6.0	6	0	0	0	0.0	0	0	W	23-19
11/19	at Browns	P	1	8	8.0	8	0	0	0	0.0	0	0	L	10-13
11/26	at Bengals	P	1	10	10.0	10	0	0	0	0.0	0	0	W	16-10
12/03	Cardinals	P	0	0	0.0	0	0	0	0	0.0	0	0	L	10-24
12/07	Patriots	S	1	12	12.0	12	0	0	0	0.0	0	0	L	18-21
12/16	at Colts	P	0	0	0.0	0	0	0	0	0.0	0	0	L	13-30
12/23	Bengals	P	1	8	8.0	8	0	0	0	0.0	0	0	W	34-11
12/31	at Seahawks	S	0	0	0.0	0	0	0	0	0.0	0	0	W	30-23
01/06	at Ravens	P	0	0	0.0	0	0	0	0	0.0	0	0	W	17-10
2023 TOTALS		17-7	7	61	8.7	12	0	0	0	0.0	0	0	10-7	

2024 GAME-BY-GAME POSTSEASON STATISTICS (STEELERS)

DATE	OPPONENT	P/S	RECEIVING					RUSHING					W/L	SCORE
			NO.	YDS.	AVG.	LG	TD	NO.	YDS.	AVG.	LG	TD		
01/11	at Ravens	P	1	9	9.0	9	0	0	0	0.0	0	0	L	14-28
2024 TOTALS		1-0	1	9	9.0	9	0	0	0	0.0	0	0	0-1	

2023 GAME-BY-GAME POSTSEASON STATISTICS (STEELERS)

DATE	OPPONENT	P/S	RECEIVING					RUSHING					W/L	SCORE
			NO.	YDS.	AVG.	LG	TD	NO.	YDS.	AVG.	LG	TD		
01/15	at Bills	S	0	0	0.0	0	0	0	0	0.0	0	0	L	17-31
2023 TOTALS		1-1	0	0	0.0	0	0	0	0	0.0	0	0	0-1	



**T.J.
WATT**

LB

HEIGHT: 6-4
WEIGHT: 252
BORN: October 11, 1994
COLLEGE: Wisconsin

NOW ACQUIRED: 01 '17
NFL EXPERIENCE: 9th year
BIRTHPLACE: Pewaukee, WI



PRO CAREER

AWARDS

- ✦ 2021 Associated Press Defensive Player of the Year
- ✦ 2021 PFWA Defensive Player of the Year
- ✦ 2021 Sporting News Defensive Player of the Year
- ✦ Seven-time Pro Bowler (2018, 2019, 2020, 2021, 2022, 2023, 2024)
- ✦ Eight-time AFC Defensive Player of the Week (Weeks 1 and 5 of 2018; Week 2 of 2020; Weeks 6, 13 and 17 of 2021; Week 18 of 2023; Week 8 of 2024)
- ✦ Six-time NFL Top 100 (2019, 93; 2020, 25; 2021, 9; 2022, 6; 2023, 27; 2024, 8)
- ✦ Five-time Pro Football Writers of America (PFWA) First Team All-NFL (2019, 2020, 2021, 2023, 2024)
- ✦ Five-time Pittsburgh Steelers MVP (2019, 2020, 2021, 2023, 2024)
- ✦ Five-time Sporting News First Team All-Pro (2019, 2020, 2021, 2023, 2024)
- ✦ Four-time Associated Press First Team All-Pro (2019, 2020, 2021, 2023)
- ✦ His four AP First Team All-Pro selections is tied for the fifth-most among active NFL players
- ✦ Four-time Steelers team captain (2020, 2022, 2023, 2024)
- ✦ Four-time AFC Defensive Player of the Month (November 2019; September 2020; November 2020; September 2023)
- ✦ Three-time The Committee of 101 AFC Defensive Player of the Year (2020, 2021, 2023)
- ✦ Three-time Deacon Jones Award winner (2020, 2021, 2023)
- ✦ Three-time Pro Football Focus First Team All-Pro (2019, 2020, 2024)
- ✦ Two-time Associated Press Second Team All-Pro (2020, 2024)
- ✦ Two-time Associated Press Defensive Player of the Year Runner-up (2020, 2023)
- ✦ 2017 NFL All-Rookie Team

CAREER HIGHLIGHTS

- ✦ Has played in 121 regular-season games (121 starts) over his eight-year NFL career (Steelers 2017-24)
- ✦ Has registered 460 tackles (330 solo), 225 quarterback hits, 126 tackles for loss, 108.0 sacks, 49 passes defended, 33 forced fumbles, seven interceptions and 12 fumble recoveries
- ✦ Led the NFL with 22.5 sacks in 2021 (despite missing two full games and portions of four others), tying Pro Football Hall of Famer Michael Strahan (22.5 sacks in 2001) for the most in a season since 1982, when the individual sack became an official statistic
- ✦ Fifth player to reach 22.0 sacks in a single season since 1982
- ✦ Twelfth player (13th season) to reach 20.0 sacks in a single season since 1982
- ✦ Second Pittsburgh player overall and the first since James Harrison in 2008 to receive the Defensive Player of the Year award, annually given to the League's top defensive player
- ✦ First linebacker to win the award since Baltimore's Terrell Suggs in 2011 and the ninth overall linebacker presented the PFWA Defensive Player of the Year honor
- ✦ First player in franchise history to earn Steelers' Most Valuable Player in four consecutive seasons
- ✦ First player since 1982, when the individual sack became an official statistic, to lead the League in sacks three times (2020, 2021 and 2023)
- ✦ Watt (three), Alan Page (three), Reggie White (three), Ray Lewis (three), Bruce Smith (three), Aaron Donald (four) and J.J. Watt (four) are the only players to win The Committee of 101 Defensive Player of the Year award at least three times in either conference since the inaugural event in 1969
- ✦ Joined Hall of Famer Joe Greene as the only two Steelers to win The Committee of 101 AFC Defensive Player of the Year award more than once (Greene won the award in 1972 and 1974)
- ✦ Averaged 0.89 sacks/game since entering the League back in 2017, which is the best in NFL history (min. 120 games started)
- ✦ His 108.0 career sacks are the third-most by a player in his first eight seasons in the NFL since 1982, when the individual sack became an official statistic
- ✦ His 108.0 career sacks are the most in franchise history
- ✦ His 108.0 career sacks are the most in the NFL since the start of the 2017 season
- ✦ Has registered 48.0 sacks in 45 career games vs. AFC North foes, which is the most by any player since the division was adopted after the restructuring of the 2002 NFL season when the League realigned divisions after expanding to 32 teams
- ✦ Has registered 21.0 sacks in 22 career road games vs. AFC North foes, which is the second-most by any player since the division was adopted in 2002
- ✦ Has registered 17.0 sacks vs. Cleveland, 17.0 sacks vs. Baltimore and 14.0 sacks vs. Cincinnati
- ✦ His 17.0 sacks vs. Baltimore (16 career games) are the most against the Ravens in their franchise history – James Harrison (16.0) is the only player in NFL history with 16.0+ sacks against Baltimore and it took him 27 career games
- ✦ Only player in franchise history with 17.0+ sacks against a single opponent (17.0 vs. CLE; 17.0 vs. BLT).
- ✦ Only other active NFL player with 17.0+ sacks against a single opponent is Cameron Jordan (24.0 vs. ATL; 17.0 vs. TB) – each was accomplished in at least 28 career games
- ✦ Has registered double-digit sack seasons six times in his eight-year career
- ✦ His six double-digit sack seasons are the most by a Steeler since 1982, when the individual sack became an official statistic
- ✦ Surpassed Pro Football Hall of Famer DeMarcus Ware (113 games) as the second-fastest player to reach 100 career sacks since 1982 (did so in 109 games), when the individual sack became an official statistic
- ✦ Only Pro Football Hall of Famer Reggie White (96) reached the milestone in fewer games
- ✦ First player since 1982, when the individual sack became an official statistic, with 100.0 career sacks prior to his 30th birthday, joining Pro Football Hall of Famer Reggie White, 108.0, and Jared Allen, 105.0 (Watt turned 30 years old on Oct. 11, 2024)
- ✦ First player since 1982, when the individual sack became an official statistic, to lead the League in sacks three times (2020, 2021 and 2023)
- ✦ Ranks among the top eight active players in strip sacks (2nd), forced fumbles (1st), QB hits (4th), fumble recoveries (t-4th), sacks (4th) and tackles for loss (t-7th)
- ✦ Only player in NFL history with at least 108.0 sacks, 125 tackles for loss, 225 QB hits, 33 forced fumbles, 23 strip sacks and 12 fumble recoveries
- ✦ Has registered 59.0 sacks in the second half/OT since the start of the 2017 season, which are the most in the NFL
- ✦ Has registered at least five QB hits, three tackles for loss, 2.0 sacks and a forced fumble in the same game three times in his career, while the rest of the NFL, combined, has accomplished it seven times



CAREER HIGHLIGHTS

- ✦ Recorded a career-high 4.0 sacks vs. Cleveland in Week 17 of 2021
- ✦ Has recorded at least two quarterback hits, two tackles for loss and 2.0 sacks in 17 different games since the start of the 2017 season, which is the most in the League over the span
- ✦ First player in franchise history with at least 19.0 sacks in multiple seasons
- ✦ Fourth player since 1982 with at least 19.0 sacks in two of his first eight NFL seasons, joining DeMarcus Ware, his brother, J.J. Watt and Mark Gastineau
- ✦ His two seasons with at least 19.0 sacks are tied for the most in NFL history
- ✦ Fifth player since 1982, when the individual sack became an official statistic, with at least 15.0 sacks in three of his first eight seasons, joining Pro Football Hall of Famer Reggie White (four), brother J.J. Watt (four), DeMarcus Ware (three) and Simeon Rice (three)
- ✦ His three seasons with at least 15.0 sacks are tied for the third-most in NFL history
- ✦ His four seasons with at least 14.0 sacks are the most by a Steeler player in their first eight seasons in the League
- ✦ His four seasons with at least 14.0 sacks are tied for the second-most in NFL history by a player in their first eight seasons in the League
- ✦ His four seasons with at least 14.0 sacks are tied for the fourth-most in NFL history
- ✦ Only player in franchise history with 13.0 or more sacks in multiple seasons (done it five times)
- ✦ Third player in NFL history with at least 14.5 sacks in three consecutive seasons (2019-21), joining Jared Allen (2007-09) and Reggie White (1986-88)
- ✦ Has sacked 49 different quarterbacks in his career, including 30 more than once (has sacked both Baker Mayfield and Lamar Jackson 8.5 times, more than he's sacked any other quarterback)
- ✦ Has registered at least half a sack against 28 different teams, at least 1.0 sack against 27 teams and multiple sacks against 21 teams
- ✦ Has recorded at least 1.0 sack in 68 career games, which is the fourth-most career games with at least 1.0 sack in a player's first eight NFL seasons since 1982, when the individual sack became an official statistic
- ✦ Fifth NFL player since 1982, when the individual sack became an official statistic, to record at least 2.0 sacks in 25 or more games in his first eight seasons since 1982, when the individual sack became an official statistic
- ✦ Has recorded at least 2.0 sacks in 25 career games, which is tied for the fourth-most in a player's first eight NFL seasons since 1982, when the individual sack became an official statistic
- ✦ Has registered at least 3.0 sacks in six career games, which is tied for the seventh-most in a player's first eight NFL seasons since 1982, when the individual sack became an official statistic
- ✦ Has recorded at least 1.0 sack in 68 career games, which is the second-most by a Steeler since 1982, when the individual sack became an official statistic
- ✦ Has registered at least 2.0 sacks in 25 career games, which is the most by a Steeler since 1982, when the individual sack became an official statistic
- ✦ Has recorded at least 3.0 sacks in six career games, which is tied for the most by a Steeler since 1982, when the individual sack became an official statistic
- ✦ His 68 career games with at least 1.0 sacks is tied for the seventh-most among active players since 1982, when the individual sack became an official statistic
- ✦ His 25 career games with at least 2.0 sacks is tied for the most among active players since 1982, when the individual sack became an official statistic
- ✦ His six career games with at least 3.0 sacks is tied for the most among active players since 1982, when the individual sack became an official statistic
- ✦ Has recorded at least 1.0 sack in 68 different games since the start of the 2017 season, which is the most in the League over the span
- ✦ Has registered at least 2.0 sacks in 25 different games since the start of the 2017 season, which is the most in the League over the span
- ✦ Has recorded at least 3.0 sacks in six different games since the start of the 2017 season, which is the most in the League over the span
- ✦ Registered the second-most sacks by a player in his first 100 career games since 1982 (91.5)
- ✦ Fourth player since 1982, when the individual sack became an official statistic, to register 100.0 or more sacks, 30 or more forced fumbles and seven or more interceptions
- ✦ In 2023, Watt became the second player – and first to do it twice – since 1982, when the individual sack became an official statistic, with at least 19.0 sacks, 49 tackles for loss, 36 quarterback hits, four forced fumbles and three fumble recoveries
- ✦ In 2023, Watt ranked in the top-five in the NFL in sacks, tackles for loss, quarterback hits, forced fumbles and fumble recoveries, which marked the season time in three years (2021, 2023) he has done so in the game season (J.J. Watt is the only other player to accomplish the feat since 2012)
- ✦ Only player since 1982 with 75.0 or more sacks and seven or more interceptions in his first seven NFL seasons, and only player to accomplish the feat in their first 100 games since 1982
- ✦ Only player since 1982 to register 80.0 or more sacks and 16 takeaways in their first 100 career games
- ✦ Second player since 1982, when the individual sack became an official statistic, to record at least 13 in four consecutive seasons (2018-21), joining Pro Football Hall of Famer Reggie White, who did it twice (1985-88 and 1990-93)
- ✦ Joined Reggie White (four) as the only players to record at least 13 sacks in four of their first five seasons since 1982, when the individual sack became an official NFL statistic (recorded 13 sacks in 2018, 14.5 sacks in 2019, 15.0 sacks in 2020 and 22.5 sacks in 2021)
- ✦ Third player since 1982 to record at least 70 sacks over his first five seasons, joining Reggie White (81) and J.J. Watt (74.5)
- ✦ His 225 QB hits are tied for the second-most over a player's first eight seasons in NFL history
- ✦ His 225 QB hits since entering the NFL in 2017 are the most in the League over the span
- ✦ His 225 QB hits are the fourth-most by an active NFL player
- ✦ His 126 tackles for loss are the third-most over a player's first eight seasons in NFL history
- ✦ His 126 tackles for loss since entering the NFL in 2017 are the most in the League over the span
- ✦ His 126 tackles for loss are tied for the seventh-most by an active NFL player
- ✦ His 23 strip sacks since entering the NFL in 2017 are the most in the League over the span
- ✦ His 23 strip sacks are the second-most by an active NFL player
- ✦ His 23 strip sacks are the most by a Steeler player since 2000
- ✦ His 33 forced fumbles are the third-most over a player's first eight seasons in NFL history
- ✦ His 33 forced fumbles since entering the NFL in 2017 are the most in the League over the span
- ✦ His 33 forced fumbles are the third-most by an active NFL player
- ✦ His 33 forced fumbles are tied for the 12th-most in the NFL since 1994
- ✦ His 33 forced fumbles are the most by a Steeler player since 1994
- ✦ His 12 fumble recoveries are the second-most in the NFL since the start of the 2017 season
- ✦ His 44 combined interceptions (six), forced fumbles (26) and fumble recoveries (12) are the most in the NFL since 2019
- ✦ Has recorded 67.5 sacks at Acrisure Stadium, including at least half a sack in 42 of the last 52 home games, the most sacks over a player's first 62 career home games in NFL history
- ✦ Reached 100.0+ sacks in his 109th career game, which is the second-fewest games to that total since 1982
- ✦ Reached 95.0+ sacks in his 104th career game, which is the second-fewest games to that total since 1982
- ✦ Reached 90.0+ sacks in his 98th career game, which is the second-fewest games to that total since 1982
- ✦ Reached 85.0+ sacks in his 92nd career game, which is the second-fewest games to that total since 1982
- ✦ Reached 80.0+ sacks in his 88th career game, which is the second-fewest games to that total since 1982
- ✦ Reached 75.0+ sacks in his 84th career game, which is the third-fewest games to that total since 1982
- ✦ Reached 70.0+ sacks in his 76th career game, which is the third-fewest games to that total since 1982
- ✦ Reached 60.0+ sacks in his 69th career game, which is the fourth-fewest games to that total since 1982
- ✦ Reached 50.0+ sacks in his 63rd career game, which is the 10th-fewest games to that total since 1982
- ✦ Made NFL debut in Week 1 of 2017 (at Cleveland)
- ✦ Made NFL starting debut in Week 1 of 2017 (at Cleveland)

2024 (STEELERS)

- ✦ Started all 17 regular-season games
- ✦ Registered 61 tackles (40 solo), 11.5 sacks, four passes defended, 19 tackles for loss, 27 QB hits, six forced fumbles, three strip sacks, two takeaways and two fumble recoveries
- ✦ Ranked in the top eight in strip sacks (t-1st), forced fumbles (1st), QB hits (6th), fumble recoveries (t-7th), sacks (8th) and tackles for loss (2nd)
- ✦ Only player in the NFL that ranks among the top eight in the League in the above categories
- ✦ Finished with seven tackles (five solo), two QB hits, one tackle for loss, one forced fumble and 2.0 sacks in Week 15 at Philadelphia
- ✦ Had three tackles (three solo), five QB hits, three tackles for loss, one forced fumble and 2.0 sacks in Week 13 at Cincinnati
- ✦ Third player in the NFL to collect at least five QB hits, three tackles for loss, 2.0 sacks and a forced fumble in the same game and first to do it on the road
- ✦ In the 18-16 victory vs. Baltimore in Week 11, finished with three tackles (three solo), two QB hits, two tackles for loss and 1.0 sack. He recorded his 35th career game with at least two TFL
- ✦ Named AFC Defensive Player of the Week for his performance in Week 8 vs. N.Y. Giants
- ✦ Finished with seven tackles (five solo), two QB hits, two tackles for loss, one forced fumble, one fumble recovery and 2.0 sacks

2023 (STEELERS)

- ✦ Started all 17 regular-season games
- ✦ Registered 68 tackles (40 solo), 36 quarterback hits, 19 tackles for loss, 19.0 sacks, eight passes defended, one interception, four forced fumbles and three fumble recoveries
- ✦ Named a defensive team captain for the third time as voted on by his teammates
- ✦ First player since 1982, when the individual sack became an official statistic, to lead the League in sacks three times (2020, 2021 and 2023)
- ✦ Surpassed his brother J.J. Watt, Reggie White, DeMarcus Ware, Michael Strahan, Kevin Greene, Mark Gastineau and Jared Allen, who each led the League in sack twice
- ✦ His 19.0 sacks were the most in the NFL
- ✦ Recorded a sack in 13 of 17 games, with multiple sacks in seven games
- ✦ Intercepted a pass from Rams QB Matthew Stafford at the Rams' 31-yard line and returned it 24 yards to setup a Steelers' touchdown that gave them a 10-9 third-quarter lead in Week 7
- ✦ Registered his first interception of the season and seventh of his career (2017-23)
- ✦ With 3.0 sacks and a fumble recovery in Week 1 and 1.0 sack with one fumble recovery in Week 2, first player since 1982, when the individual sack became an official statistic, with a sack and fumble recovery in three of his team's first five games of a season
- ✦ First player to record 6.0 sacks and have a defensive TD in a team's first three games of a season since individual sacks were first tracked in 1982
- ✦ Registered four tackles (two solo), four quarterback hits, two tackles for loss, 1.0 sack, one pass defended and one fumble recovery (returned for a TD) in Week 2 vs. Cleveland
- ✦ Recorded five tackles (five solo), 3.0 sacks, two forced fumbles, one fumble recovery, one strip sack, one tackle for loss, one pass defended and five quarterback hits in the Week 1 vs. San Francisco
- ✦ First player since 1982, when the individual sack became an official statistic by the NFL, to register such a stat line
- ✦ Registered a quarterback hit in 15 of 17 games, with multiple quarterback hits in 12 games
- ✦ Recorded a tackle for loss hit in 12 of 17 games, with multiple tackles for loss in six games

2022 (STEELERS)

- ✦ Played in and started nine games (spent Weeks 2 through 9 on injured reserve)
- ✦ Registered 39 tackles (27 solo), 12 quarterback hits, eight tackles for loss, 5.5 sacks, five passes defended and one interception
- ✦ Named a defensive team captain for the second time as voted on by his teammates
- ✦ Helped the team achieve a record of 8-2 while he was in the lineup as opposed to a 1-6 record when he was not in the lineup, along with 100 fewer total yards allowed per game (289.9 with, 389.9 without), four times as many sacks (32 with, eight without) and nearly four times as many takeaways (18 with, five without)
- ✦ One of three players in the League this season with at least 5.5 sacks and multiple interceptions despite missing seven games
- ✦ Recorded six tackles (all solo), three for loss, two passes defended, one interception, one quarterback hit and 1.0 sack at Cincinnati in Week 1 before leaving the game with an injury
- ✦ Registered six tackles (two solo), 0.5 sack, one QB hit, one interception and two passes defended in his home debut in Week 11 vs. Cincinnati
- ✦ Became the third-fastest player to reach 75.0 sacks since 1982 with 1.5 sacks in his 84th career game in Week 15 at Carolina
- ✦ Registered four tackles (three solo), 1.0 sack, two tackles for loss and two QB hits vs. Baltimore in Week 17, marking his eighth-consecutive game with at least 0.5 sack and sixth-consecutive game with at least 1.0 sack vs. Baltimore
- ✦ Recorded a tackle for loss in each of the last four games and 1.0 sack in three of the last four games

2021 (STEELERS)

- ✦ Played in 15 regular-season games (15 starts)
- ✦ Led the NFL with 22.5 sacks (despite missing two full games and portions of four others), tied with Pro Football Hall of Famer Michael Strahan (22.5 sacks in 2001) for the most in a season since 1982, when the individual sack became an official statistic
- ✦ In addition to his 22.5 sacks, he also led the NFL in tackles for loss (21), quarterback hits (39) and fumble recoveries (three)
- ✦ Registered 64 tackles (48 solo), seven passes defended and five forced fumbles
- ✦ Led the NFL in 2021 with 1.50 sacks per game (min. 12 games)
- ✦ His average of 1.50 sacks per game in 2021 is the second-highest in single season NFL history (min. 12 games)
- ✦ Registered 22.5 sacks, 21 tackles for loss and 39 quarterback hits in 2021 – all of which lead the NFL
- ✦ Seventh player to lead the NFL in sacks, tackles for loss and quarterback hits in the same season since 2006 when quarterback hits became an officially recognized statistic
- ✦ Fifth player to reach 22.0 sacks in a single season since 1982
- ✦ Twelfth player (13th season) to reach 20.0 sacks in a single season since 1982
- ✦ Joined Reggie White (1987-88) and Mark Gastineau (1983-84) as the only players to lead the NFL in sacks in back-to-back seasons
- ✦ Registered at least 1.5 sacks in nine games (most in NFL)
- ✦ Joined Reggie White (1987 – NFL Defensive Player of the Year) as the only players to have nine games with 1.5-plus sacks in a season
- ✦ Pittsburgh was 8-2-1 in games in which he had 1.0-plus sacks and 1-5 in games he didn't record a sack
- ✦ Recorded 12.5 sacks in the second half and overtime (most in NFL)
- ✦ Only four players had more sacks in the second half and overtime (12.5) than him since 2000
- ✦ Registered five tackles, including a career-high 4.0 sacks, three tackles for loss, two passes defended and five QB hits in Week 17 vs. Cleveland
- ✦ Recorded 3.5 sacks in Week 13 vs. Baltimore

2020 (STEELERS)

- ✦ Named a defensive captain for the first time
- ✦ Started all 15 games he played in during the regular season and one playoff game
- ✦ Recorded 15.0 sacks, 23 tackles for loss and 41 quarterback hits – third player since at least 2006 to record at least 15.0 sacks, 23 tackles for loss and 40 quarterback hits in a season (J.J. Watt; 2012, 2014, 2015 and Aaron Donald; 2018)
- ✦ In addition to his 15.0 sacks, 23 tackles for loss and 41 quarterback hits, which all led the NFL, had seven passes defended, two forced fumbles and one interception
- ✦ Seventh player to lead the NFL in sacks, tackles for loss and quarterback hits in the same season since 2006
- ✦ His 15.0 sacks, which were a single-season high for him, led the NFL
- ✦ His 15.0 sacks ranked tied for second in single-season franchise history
- ✦ Eleventh player to register at least 15.0 sacks and 23 tackles for loss in a single season since 1999
- ✦ His 41 quarterback hits ranked tied for fifth since the NFL started recognizing the statistic in 2006

2019 (STEELERS)

- ✦ Started all 16 games
- ✦ Ranked first or second on the Steelers in sacks (14.5, 1st), tackles for loss (14, 2nd), quarterback hits (36, 1st), forced fumbles (eight, 1st) and fumble recoveries (four, t-1st)
- ✦ Ranked in the top-five in the NFL in sacks (t-4th), quarterback hits (3rd), forced fumbles (t-1st) and fumble recoveries (t-2nd)
- ✦ His 14.5 sacks ranked third in single-season franchise history
- ✦ First Steelers player with at least a half sack in nine consecutive games since LaMarr Woodley had a streak of 10 such games (franchise record) that spanned the 2009 and 2010 seasons
- ✦ His streak of nine straight games with at least a half sack, which was the longest active streak in the League at the time, came to an end in the 2019 Week 14 victory at Arizona
- ✦ His nine-game streak was tied for the fifth-longest in NFL single season history
- ✦ First Steelers player with back-to-back seasons of at least 10 sacks since James Harrison and LaMarr Woodley (2008-10)
- ✦ Nearly became the first player in the NFL to rank in the top-five in sacks, tackles for loss, quarterback hits, forced fumbles and fumble recoveries in a season since Houston Texans' J.J. Watt in 2014
- ✦ Only NFL player since 2008 to have at least 14 sacks, 14 tackles for loss, 36 quarterback hits, eight forced fumbles and four fumble recoveries in a season
- ✦ His 14 combined interceptions (two), forced fumbles (eight) and fumble recoveries (four) were the most by an NFL player since Chicago Bears' Charles Tillman in 2012 (15)
- ✦ His 14 combined interceptions (two), forced fumbles (eight) and fumble recoveries (four) were tied for the second-most by an NFL player since 2000
- ✦ His six total takeaways (interceptions and fumble recoveries) ranked tied for fourth in the NFL
- ✦ Only NFL player since 1990 to register at least two interceptions, four fumble recoveries and eight forced fumbles in a single season

2018 (STEELERS)

- ✦ Started all 16 games
- ✦ His 13.0 sacks ranked tied for the seventh-most by a Steeler in a single-season since the stat became official in 1982 (Chad Brown, 1996)
- ✦ Set a single-season career-high with 13.0 sacks – becoming the first Steelers' linebacker with 10 or more sacks in a season since 2010 (James Harrison and LaMarr Woodley) and tied for the ninth-most by a Steeler in a single-season since the stat became official in 1982
- ✦ First Steelers linebacker since 2013-14 (Jason Worilds) to record back-to-back seasons with at least 7.0 sacks
- ✦ Tallied 6.0 sacks through the first five weeks of the season, becoming the first Steeler with at least 6.0 sacks through the first five games of a season since 2009 (James Harrison, 6.0)
- ✦ His six defensive forced fumbles tied as the second-most by a Steeler in a single season since 1994 (James Harrison, 2008: seven)
- ✦ Named AFC Defensive Player of the Week for his Week 1 performance at Cleveland
- ✦ Totalled single-game career highs in tackles (10 total/seven solo) and sacks (3.0)
- ✦ His 3.0 quarterback takedowns vs. Browns marked the second multi-sack game of his NFL career, both occurring on Kickoff Weekends (Sept. 10, 2017 at Cleveland and Sept. 9, 2018 at Cleveland)
- ✦ Blocked what could have been a game-winning field goal by Cleveland in OT
- ✦ Named AFC Defensive Player of the Week for his Week 5 performance vs. Atlanta
- ✦ Led all defenders with game highs in tackles (eight total/six solo) and sacks (3.0)
- ✦ His 3.0 sacks marked the third multi-sack game of his NFL career and second of 2018 – matching a single-game career high (3.0, Sept. 9, 2018 at Cleveland)
- ✦ Forced a fumble on his third sack of QB Matt Ryan, in the fourth quarter, which was recovered by LB L.J. Fort in the Falcons' end zone for a touchdown
- ✦ Recorded a 12-yard strip-sack of Carolina QB Cam Newton in the second quarter (11/8), which increased his career sack total to 15.0 – tying Keith Willis (1982-83) for the second-most by a Steeler in their first two seasons in the NFL with the team since sacks became an official statistic in 1982
- ✦ Recorded 2.0 sacks, his third multi-sack game of his 2018 season, and the fourth of his NFL career vs. Jacksonville (11/18)
- ✦ Surpassed LaMarr Woodley for the most by a Steeler in their first two seasons in the NFL with the team since sacks became an official statistic in 1982

2017 (STEELERS)

- ✦ Started all 15 games he played in during the regular season and one playoff game
- ✦ His 7.0 sacks were the second-most by a rookie in Steelers history
- ✦ His 7.0 sacks led all NFL rookie linebackers and tied for the second-most among all League rookies
- ✦ Only NFL linebacker to finish the regular season with at least 50 tackles (52), 5.0 sacks (7.0), five passes defended (eight) and one interception (one)
- ✦ Third player in NFL history and first on Kickoff Weekend to record 2.0 sacks and an interception in an NFL debut, joining Charles Glaze (Oct. 4, 1987) and Tommy Haynes (Oct. 4, 1987)
- ✦ First Steeler with at least 2.0 sacks in their NFL debut since sacks became an official statistic in 1982 (previous mark, 1.5, Kenny Davidson, Sept. 9, 1990 at Cleveland)
- ✦ First Steeler with at least 2.0 sacks and an interception in the same game since 2010 (LaMarr Woodley, Dec. 12 vs. Cincinnati)

TRANSACTIONS

- ✦ Signed a four-year contract extension with Pittsburgh on Sept. 9, 2021
- ✦ The Steelers exercised their fifth-year option on Apr. 28, 2020
- ✦ Signed a four-year contract with Pittsburgh on June 14, 2017
- ✦ Drafted by the Steelers in the first round (30th overall) of the 2017 NFL Draft



PERSONAL

- ✦ Attended the Pewaukee High School (Pewaukee, Wisc.)
- ✦ First-team all-conference quarterback, linebacker and punter
- ✦ Named honorable mention all-area at linebacker by the Milwaukee Journal-Sentinel
- ✦ Threw for 527 yards with seven TDs, adding 554 rushing yards and nine rushing TDs as a senior, to go along with 42 tackles and 5.0 sacks on defense
- ✦ Lettered in track and field
- ✦ Son of Connie and John Watt
- ✦ His two brothers, J.J. and Derek, each played in the NFL
- ✦ Derek played seven years in the NFL (L.A./San Diego Chargers, 2016-19; Pittsburgh 2020-22)
- ✦ J.J. played 12 years in the NFL (Houston, 2011-20; Arizona 2021-22)
- ✦ Full name: Trent Jordan Watt

COMMUNITY

- ✦ Participates in Salvation Army Project Bundle Up
- ✦ Continuously works with 412 Food Rescue to help deliver food to members of the community.
- ✦ Partners with UPMC Children’s Hospital to raise money from a designed beanie.
- ✦ Donated blankets and books during the holidays to children staying at Children’s Hospital

COLLEGE

- ✦ Played in 27 games with 14 starts over a two-year span (2015-16) for Wisconsin
- ✦ Totaled 70 tackles, 17.0 TFLs and 11.5 sacks in his career
- ✦ Named Academic All-Big Ten for two straight years (2015-16)
- ✦ Named first-team All-American by ESPN.com and Sports Illustrated, and a second-team All-American by the AP, CBS Sports and Fox Sports as a redshirt junior in 2016
- ✦ Named first-team All-Big Ten in 2016
- ✦ Recorded 11.5 sacks in 2016, the fifth-most in a single season in school history
- ✦ Moved to defense during the spring of 2015, and was part of a defense that ranked No. 1 in the nation in scoring defense, holding opponents to 13.7 points per game
- ✦ Missed the entire 2014 season due to injury
- ✦ Redshirted in 2013
- ✦ Recruited to Wisconsin as a tight end
- ✦ Graduated with a degree in retailing and consumer behavior

T.J. WATT'S NFL REGULAR SEASON DEFENSIVE STATISTICS

DATE	TEAM	GP	GS	TACKLES					INTERCEPTIONS					O. FUMB			ST			MISC							
				TK	S	A	TFL	YDS	SK	YDS	QBH	NO	YDS	LG	TD	PD	FF	FR	TD	YDS	TK	S	A	FF	FR	S	A
2017	Steelers	15	15	52	39	13	10	42	7.0	36.0	13	1	17	17	0	7	1	0	0	0	2	1	1	0	0	0	0
2018	Steelers	16	16	68	50	18	12	63	13.0	87.0	21	0	0	0	0	3	6	0	0	0	0	0	0	0	0	0	
2019	Steelers	16	16	55	35	20	14	56	14.5	104.0	36	2	7	7	0	8	8	4	0	0	0	0	0	0	0	0	
2020	Steelers	15	15	53	43	10	23	119	15.0	112.5	41	1	0	0	0	7	2	0	0	0	0	0	0	0	0	0	
2021	Steelers	15	15	64	48	16	21	100	22.5	111.5	39	0	0	0	0	7	5	3	0	0	0	0	0	0	0	0	
2022	Steelers	10	10	39	27	12	8	34	5.5	37.5	12	2	0	0	0	5	1	0	0	0	0	0	0	0	0	0	
2023	Steelers	17	17	68	48	20	19	103	19.0	122.0	36	1	24	24	0	8	4	3	1	34	0	0	0	0	0	0	
2024	Steelers	17	17	61	40	21	19	96	11.5	79.5	27	0	0	0	0	4	6	2	0	0	0	0	0	0	0	0	
NFL TOTALS		121	121	460	330	130	126	613	108.0	690.0	225	7	48	24	0	49	33	12	1	34	2	1	1	0	0	0	

T.J. WATT'S NFL POSTSEASON DEFENSIVE STATISTICS

DATE	TEAM	GP	GS	TACKLES					INTERCEPTIONS					O. FUMB			ST			MISC						
				TK	S	A	TFL	YDS	SK	YDS	QBH	NO	YDS	LG	TD	PD	FF	FR	TD	YDS	TK	S	A	FF	FR	S
2017	Steelers	1	1	2	1	1	0	0	0.0	0.0	2	0	0	0	0	1	0	0	0	0	0	0	0	0	0	0
2020	Steelers	1	1	3	2	1	1	1	0.0	0.0	0	0	0	0	1	0	0	0	0	0	0	0	0	0	0	0
2021	Steelers	1	1	3	3	0	2	16	1.0	14.0	3	0	0	0	1	0	1	1	26	0	0	0	0	0	0	0
2023	Steelers	0	0	0	0	0	0	0	0.0	0.0	0	0	0	0	0	0	0	0	0	0	0	0	0	0	0	
2024	Steelers	1	1	0	0	0	0	0	0.0	0.0	0	0	0	0	0	0	0	0	0	0	0	0	0	0	0	
NFL TOTALS		4	4	8	6	2	3	17	1.0	14.0	5	0	0	0	3	0	1	1	26	0	0	0	0	0	0	0

SINGLE-GAME HIGHS: DEFENSIVE

Total Tackles	10 at Cleveland Browns, Sep 09, 2018 8 vs. Dallas Cowboys, Oct 06, 2024 ...4 more at 8.	Tackles For Loss	4 at Cleveland Browns, Sep 09, 2018 3 at Cincinnati Bengals, Dec 01, 2024 ...12 more at 3.
Solo Tackles	7 vs. Dallas Cowboys, Oct 06, 2024 7 vs. Green Bay Packers, Nov 12, 2023 ...1 more at 7.	Interceptions	1 vs. Cincinnati Bengals, Nov 20, 2022 1 at Cincinnati Bengals, Sep 11, 2022 ...4 more at 1.
Sacks	4.0 vs. Cleveland Browns, Jan 03, 2022 3.5 vs. Baltimore Ravens, Dec 05, 2021	Interception Return Yards	17 at Cleveland Browns, Sep 10, 2017 7 at San Francisco 49ers, Sep 22, 2019
Passes Defensed	3 vs. Seattle Seahawks, Oct 17, 2021 3 at Dallas Cowboys, Nov 08, 2020	Special Teams Tackles	1 vs. Tennessee Titans, Nov 16, 2017 1 at Cleveland Browns, Sep 10, 2017
Forced Fumbles	2 at Las Vegas Raiders, Oct 13, 2024 2 vs. San Francisco 49ers, Sep 10, 2023 ...3 more at 2.	Longest Opp Fumble Return	18 vs. Baltimore Ravens, Oct 08, 2023 16 vs. Cleveland Browns, Sep 18, 2023
Fumble Recoveries	1 vs. New York Giants, Oct 28, 2024 1 at Atlanta Falcons, Sep 08, 2024 ...10 more at 1.		



2017 GAME-BY-GAME REGULAR-SEASON STATISTICS (STEELERS)

DATE	OPPONENT	P/S	TACKLES							INTERCEPTIONS				O. FUMB			ST				MISC		W/L	SCORE				
			TK	S	A	SK	YDS	TFL	YDS	QBH	NO	YDS	LG	TD	PD	FF	FR	TD	YDS	TK	S	A			FF	FR	S	A
09/10	at Browns	S	6	5	1	2.0	11.0	2	11	2	1	17	17	0	1	0	0	0	1	1	0	0	0	0	0	0	W	21-18
09/17	Vikings	S	2	0	2	0.0	0.0	0	0	0	0	0	0	1	0	0	0	0	0	0	0	0	0	0	0	W	26-9	
09/24	at Bears		INACTIVE																							L	17-23+	
10/01	at Ravens	S	4	4	0	0.0	0.0	1	3	0	0	0	0	1	0	0	0	0	0	0	0	0	0	0	0	W	26-9	
10/08	Jaguars	S	6	5	1	1.0	3.0	2	5	1	0	0	0	0	0	0	0	0	0	0	0	0	0	0	0	L	9-30	
10/15	at Chiefs	S	1	1	0	0.0	0.0	0	0	0	0	0	0	0	0	0	0	0	0	0	0	0	0	0	0	W	19-13	
10/22	Bengals	S	6	5	1	1.0	7.0	1	7	3	0	0	0	0	0	0	0	0	0	0	0	0	0	0	0	W	29-14	
10/29	at Lions	S	2	1	1	0.0	0.0	0	0	0	0	0	0	1	0	0	0	0	0	0	0	0	0	0	0	W	20-15	
11/12	at Colts	S	3	3	0	0.0	0.0	0	0	0	0	0	0	0	0	0	0	0	0	0	0	0	0	0	0	W	20-17	
11/16	Titans	S	1	0	1	0.0	0.0	0	0	0	0	0	0	1	0	0	0	0	1	0	1	0	0	0	0	W	40-17	
11/26	Packers	S	4	3	1	1.0	6.0	1	6	1	0	0	0	1	0	0	0	0	0	0	0	0	0	0	0	W	31-28	
12/04	at Bengals	S	1	0	1	0.0	0.0	0	0	0	0	0	0	0	0	0	0	0	0	0	0	0	0	0	0	W	23-20	
12/10	Ravens	S	4	4	0	1.0	8.0	1	4	3	0	0	0	0	1	0	0	0	0	0	0	0	0	0	0	W	39-38	
12/17	Patriots	S	2	2	0	0.0	0.0	0	0	0	0	0	0	0	0	0	0	0	0	0	0	0	0	0	0	L	24-27	
12/25	at Texans	S	2	0	2	0.0	0.0	0	0	0	0	0	0	1	0	0	0	0	0	0	0	0	0	0	0	W	34-6	
12/31	Browns	S	8	6	2	1.0	1.0	2	6	3	0	0	0	0	0	0	0	0	0	0	0	0	0	0	0	W	28-24	
2017 TOTALS		15-15	52	39	13	7.0	36.0	10	42	13	1	17	17	0	7	1	0	0	0	2	1	1	0	0	0	0	13-3	

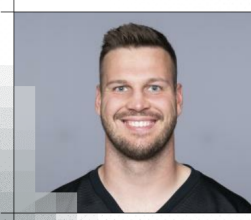
+ - Overtime

2024 GAME-BY-GAME POSTSEASON STATISTICS (STEELERS)

DATE	OPPONENT	P/S	TACKLES							INTERCEPTIONS				O. FUMB			ST				MISC		W/L	SCORE				
			TK	S	A	SK	YDS	TFL	YDS	QBH	NO	YDS	LG	TD	PD	FF	FR	TD	YDS	TK	S	A			FF	FR	S	A
01/11	at Ravens	S	0	0	0	0.0	0.0	0	0	0	0	0	0	0	0	0	0	0	0	0	0	0	0	0	0	0	L	14-28
2024 TOTALS		1-1	0	0	0	0.0	0.0	0	0	0	0	0	0	0	0	0	0	0	0	0	0	0	0	0	0	0	0-1	

2023 GAME-BY-GAME POSTSEASON STATISTICS (STEELERS)

DATE	OPPONENT	P/S	TACKLES							INTERCEPTIONS				O. FUMB			ST				MISC		W/L	SCORE			
			TK	S	A	SK	YDS	TFL	YDS	QBH	NO	YDS	LG	TD	PD	FF	FR	TD	YDS	TK	S	A			FF	FR	S
01/15	at Bills		INACTIVE																							L	17-31
2023 TOTALS			0	0	0	0.0	0.0	0	0	0	0	0	0	0	0	0	0	0	0	0	0	0	0	0	0	0	0-1



JULIUS WELSCHOF

LB
HEIGHT: 6-6
WEIGHT: 265
BORN: March 12, 1997
COLLEGE: Charlotte

NOW ACQUIRED: FA '24
NFL EXPERIENCE: 2nd year
BIRTHPLACE: Miesbach, Bavaria, Germany

45

PRO CAREER

- ✦ Has yet to make NFL debut

TRANSACTIONS

- ✦ Signed with Pittsburgh as an undrafted rookie free agent on May 9, 2024

PERSONAL

- ✦ Graduated from FOS Altoetting (Altoetting, Germany)
- ✦ Played for the Munich Cowboys, a club team in Germany, seeing action at defensive end and tight end
- ✦ 247Sports Composite grades as a three-star prospect and the 26th-rated strong-side defensive end nationally
- ✦ ESPN three-star prospect and the No. 64 overall player at defensive end
- ✦ Rated as the top prospect in Germany by 247Sports and ESPN
- ✦ Rivals.com three-star prospect

COLLEGE

- ✦ Played one season at Charlotte (2023) and five seasons at Michigan (2018-22)
- ✦ Starting defensive end had his final collegiate season cut short by injury in 2023
- ✦ Started each of the first four games before injury end his lone campaign with the 49ers
- ✦ Registered four tackles and two quarterback hits in the non-conference season
- ✦ Recorded two tackles vs. South Carolina State and Georgia State
- ✦ Played in 35 games over his four playing seasons with the Wolverines
- ✦ Appeared in all 14 games in 2022, making six tackles as Michigan reached the College Football Playoffs
- ✦ Named the Wolverines' Special Teams Player of the Week following a pair of solo tackles at Rutgers
- ✦ Played in all 14 games in 2021 and earned a trip to the College Football Playoffs
- ✦ Two-time Academic All-Big Ten

JULIUS WELSCHOF'S NFL REGULAR SEASON DEFENSIVE STATISTICS

DATE	TEAM	GP	GS	TACKLES					INTERCEPTIONS					O. FUMB			ST				MISC					
				TK	S	A	TFL	YDS	SK	YDS	QBH	NO	YDS	LG	TD	PD	FF	FR	TD	YDS	TK	S	A	FF	FR	S
2024	Steelers	0	0	0	0	0	0	0	0.0	0.0	0	0	0	0	0	0	0	0	0	0	0	0	0	0	0	0
NFL TOTALS		0	0	0	0	0	0	0.0	0.0	0	0	0	0	0	0	0	0	0	0	0	0	0	0	0	0	0

JULIUS WELSCHOF'S NFL POSTSEASON DEFENSIVE STATISTICS

DATE	TEAM	GP	GS	TACKLES					INTERCEPTIONS					O. FUMB			ST				MISC					
				TK	S	A	TFL	YDS	SK	YDS	QBH	NO	YDS	LG	TD	PD	FF	FR	TD	YDS	TK	S	A	FF	FR	S
2024	Steelers	0	0	0	0	0	0	0.0	0.0	0	0	0	0	0	0	0	0	0	0	0	0	0	0	0	0	0
NFL TOTALS		0	0	0	0	0	0	0.0	0.0	0	0	0	0	0	0	0	0	0	0	0	0	0	0	0	0	0

2024 GAME-BY-GAME REGULAR-SEASON STATISTICS (STEELERS)

DATE	OPPONENT	P/S	TACKLES					INTERCEPTIONS					O. FUMB			ST				MISC		W/L	SCORE					
			TK	S	A	SK	YDS	TFL	YDS	QBH	NO	YDS	LG	TD	PD	FF	FR	TD	YDS	TK	S			A	FF	FR	S	A
12/01	at Bengals																									W	44-38	
12/08	Browns																									W	27-14	
12/15	at Eagles																									L	13-27	
12/21	at Ravens																									L	17-34	
12/25	Chiefs																									L	10-29	
01/04	Bengals																									L	17-19	
2024 TOTALS			0	0	0	0.0	0.0	0	0	0	0	0	0	0	0	0	0	0	0	0	0	0	0	0	0	0	2-4	

2024 GAME-BY-GAME POSTSEASON STATISTICS (STEELERS)

DATE	OPPONENT	P/S	TACKLES					INTERCEPTIONS					O. FUMB			ST				MISC		W/L	SCORE					
			TK	S	A	SK	YDS	TFL	YDS	QBH	NO	YDS	LG	TD	PD	FF	FR	TD	YDS	TK	S			A	FF	FR	S	A
01/11	at Ravens																									L	14-28	
2024 TOTALS			0	0	0	0.0	0.0	0	0	0	0	0	0	0	0	0	0	0	0	0	0	0	0	0	0	0	0-1	



**AIDEN
WILLIAMS**

6
HEIGHT: 6-5
WEIGHT: 311
BORN: August 31, 2000
COLLEGE: Minnesota-Duluth

71

HOW ACQUIRED: UDFA '25
NFL EXPERIENCE: 0
BIRTHPLACE: Anchorage, AK

PRO CAREER

- ✦ Has yet to make NFL debut

TRANSACTIONS


- ✦ Signed with Pittsburgh as an undrafted rookie free agent on May 9, 2025

PERSONAL

- ✦ Attended East Anchorage H.S. (Anchorage, Alaska), where he was a two-year starter (tight end, defensive end and long snapper) and landed Alaska Football Coaches Association All-State, KTUU-TV All-State, All-USA Alaska Football, and All-Cook Inlet Conference honors as a tight end for the second straight time in 2018
- ✦ Lettered four years with Thunderbirds varsity basketball team (center and power forward)
- ✦ National Honor Society member
- ✦ Son of Travis and Sarah Williams
- ✦ Has two younger siblings (Caelin and Declan)
- ✦ Graduated with a degree in mechanical engineering

COLLEGE

- ✦ Played six seasons at Minnesota-Duluth (2019-24), where he played 40 career games (40 starts) and was a 2024 AFCA First Team All-American, a 2025 East-West Shrine Bowl Invitee and 2024 Don Hansen NCAA DII Honorable Mention All-American
- ✦ Led an offensive line that helped average 213.7 rushing yards/game and was named a NSIC Second Team All-Conference selection in both 2023 and 2022



KE'SHAWN WILLIAMS

WR

HEIGHT: 5-9

WEIGHT: 186

BORN: December 27, 2001

COLLEGE: Indiana

NOW ACQUIRED: UDFA '25

NFL EXPERIENCE: R

BIRTHPLACE Philadelphia, PA

85

PRO CAREER

- ✦ Has yet to make NFL debut

TRANSACTIONS

- ✦ Signed with Pittsburgh as an undrafted rookie free agent on May 9, 2025

PERSONAL

- ✦ Attended Springside Chestnut Hill Academy (Philadelphia, Pa.), where he was a three-star prospect per ESPN and 247Sports
- ✦ Tabled the No. 195 wide receiver nationally by ESPN
- ✦ Rated a top-25 prospect in Pennsylvania by ESPN (No. 15) and 247Sports (No. 21)
- ✦ Named all-state as a senior
- ✦ Named first-team all-city and All-Inter-Academic League as a junior and senior
- ✦ Named All-Southeastern Pennsylvania his final prep season
- ✦ Earned Inter-Ac all-league honors as a junior
- ✦ Registered 58 receptions for 889 yards and 13 TDs as a senior
- ✦ Scored 22 total TDs (13 receiving, six rushing, two kickoff return, one interception)
- ✦ Set the Inter-Academic League record for receptions (67), yards receiving (1,066) and receiving TDs (11) as a junior
- ✦ Had 12 catches for 244 yards and two TDs as a sophomore
- ✦ Also lettered in basketball and track and field

COLLEGE


- ✦ Played 59 career games (11 starts) in five seasons, including one year at Indiana (2024) and four years at Wake Forest (2020-23)
- ✦ Registered 2,640 all-purpose yards (56 rushing, 1,833 receiving, 72 punt return and 679 kickoff return)
- ✦ Recorded one career 100-yard receiving game
- ✦ Caught 39 passes for 448 yards (11.5 avg.) and five TDs in '24

KE'SHAWN WILLIAMS' COLLEGE RUSHING/RECEIVING STATISTICS

DATE	TEAM	GP	GS	RUSHING					RECEIVING				
				NO.	YDS.	AVG.	LG	TD	NO.	YDS.	AVG.	LG	TD
2020	Wake Forest	8	0	0	0	0.0	0	0	3	44	14.7	34	0
2021	Wake Forest	14	0	0	0	0.0	0	0	27	404	15.0	75	3
2022	Wake Forest	13	0	0	0	0.0	0	0	39	553	14.2	42	1
2023	Wake Forest	12	11	3	29	9.7	20	1	38	384	10.1	34	1
2024	Indiana	12	0	2	27	13.5	14	0	39	448	11.5	52	5
TOTALS		59	11	5	56	11.2	20	1	146	1,833	12.6	75	10

KE'SHAWN WILLIAMS' COLLEGE RETURN STATISTICS

DATE	TEAM	RET.	KICKOFF RETURNS					PUNT RETURNS					
			YDS.	AVG.	LG	TD	NO.	FC	YDS.	AVG.	LG	TD	
2020	Wake Forest	5	82	16.4	27	0	0	0	0	0	0	0	0
2021	Wake Forest	8	150	18.8	27	0	2	0	36	18.0	26	0	0
2022	Wake Forest	12	235	19.6	38	0	0	0	0	0	0	0	0
2023	Wake Forest	8	187	23.4	44	0	0	0	0	0	0	0	0
2024	Indiana	1	25	25.0	25	0	2	0	36	18.0	22	0	0
TOTALS		34	679	20.0	44	0	4	0	72	18.0	26	0	0



PAYTON WILSON

LB
HEIGHT: 6-4
WEIGHT: 242
BORN: April 21, 2000
COLLEGE: North Carolina State

NOW ACQUIRED: D3b '24
NFL EXPERIENCE: 2nd year
BIRTHPLACE: Hillsborough, NC



PRO CAREER

- Has played in 17 regular-season games (4 starts) in his one-year NFL career (Pittsburgh 2024)
- Has registered 71 tackles (47 solo), three tackles for loss, two quarterback hits, six forced fumbles, two passes defended, one interception, one forced fumble and two fumble recoveries
- Has recorded six tackles (two solo) on special teams
- Made NFL start in Week 4 of 2024 (at Indianapolis)
- Made NFL debut in Week 1 of 2024 (at Atlanta)

2024 (STEELERS)

- Played in all 17 regular-season games as a rookie (4 starts)
- Registered 71 tackles (47 solo), three tackles for loss, two quarterback hits, six forced fumbles, two passes defended, one interception, one forced fumble and two fumble recoveries
- Recorded a career-nine tackles three different times in 2024 (Weeks 5 at Cowboys, 7 at Jets and 18 at Bengals)
- Picked off Ravens QB Lamar Jackson en route to an 18-16 victory in Week 11
- Recovered two forced fumbles at Cincinnati in Week 13
- Recorded a forced fumble in Week 18 vs. Cincinnati

TRANSACTIONS

- Signed a four-year contract with Pittsburgh on May 13, 2024
- Drafted by the Steelers in the third round (98th overall) of the 2024 NFL Draft

PERSONAL

- Played outside linebacker at Orange H.S.
- Tallied 266 tackles, 70 TFLs, 24 sacks and two interceptions
- Registered 103 tackles, including 21 for loss and 10 sacks, plus a pick-six, two pass breakups and a fumble recovery as a senior
- Also rushed 67 times for 222 yards and five TDs and pulled down 15 receptions for 263 yards and four TDs
- Named the Raleigh News & Observer's Player of the Year and the Male Athlete of the Year/ Also named Big 8 Defensive Player of the Year
- Selected to the U.S. Army All-American Game
- Won a state championship in wrestling and also played lacrosse
- No. 67 prospect nationally by 247sports.com
- No. 4 outside linebacker nationally and No. 3 prospect in North Carolina
- Brother, Bryse, is a pitcher for the Milwaukee Brewers
- Graduated in December of 2022 with a degree in education

COLLEGE

- 2023 Butkus Award (nation's top linebacker)
- 2023 Bednarik Award (nation's top defensive player)
- 2023 ACC Defensive Player of the Year
- 2023 Unanimous First-Team All-American (AP, AFCA, FWAA, Walter Camp and the Sporting News, along with CBS Sports, USA Today, Sports Illustrated, The Athletic, PFF, College Football Network, Bleacher Report)
- Fourth unanimous consensus All-American in school history
- Led the ACC and ranked fifth in the FBS in tackles with 11.5 per game
- Boasted 17.5 TFL for the season - the 10th best mark in school history
- Registered 138 total tackles
- Recorded a pick six in the win over Clemson
- Led the ACC in tackles for loss, ranked 10th in sacks and fifth in fumbles recovered
- Named the ACC Linebacker of the Week for the UConn, Louisville, Marshall, Clemson and UNC games
- Recorded 23 career double-figure tackle outputs, including nine in 2023

PAYTON WILSON'S NFL REGULAR SEASON DEFENSIVE STATISTICS

DATE	TEAM	GP	GS	TACKLES							INTERCEPTIONS							O. FUMB			ST				MISC		
				TK	S	A	TFL	YDS	SK	YDS	QBH	NO	YDS	LG	TD	PD	FF	FR	TD	YDS	TK	S	A	FF	FR	S	A
2024	Steelers	17	4	72	47	25	3	9	0.0	0.0	2	1	0	0	0	2	1	2	1	22	6	2	4	0	0	0	0
NFL TOTALS		17	4	72	47	25	3	9	0.0	0.0	2	1	0	0	0	2	1	2	1	22	6	2	4	0	0	0	0

PAYTON WILSON'S NFL POSTSEASON DEFENSIVE STATISTICS

DATE	TEAM	GP	GS	TACKLES							INTERCEPTIONS							O. FUMB			ST				MISC		
				TK	S	A	TFL	YDS	SK	YDS	QBH	NO	YDS	LG	TD	PD	FF	FR	TD	YDS	TK	S	A	FF	FR	S	A
2024	Steelers	1	0	6	3	3	1	3	0.0	0.0	0	0	0	0	0	0	0	0	0	0	0	0	0	0	0	0	0
NFL TOTALS		1	0	6	3	3	1	3	0.0	0.0	0	0	0	0	0	0	0	0	0	0	0	0	0	0	0	0	0



SINGLE-GAME HIGHS: DEFENSIVE

Total Tackles	9 vs. Cincinnati Bengals, Jan 04, 2025	Tackles For Loss	1 vs. Cincinnati Bengals, Jan 04, 2025
	9 vs. New York Jets, Oct 20, 2024		1 vs. Cleveland Browns, Dec 08, 2024
	...1 more at 9.		...1 more at 1.
Solo Tackles	7 vs. Cincinnati Bengals, Jan 04, 2025	Interceptions	1 vs. Baltimore Ravens, Nov 17, 2024
	5 at Las Vegas Raiders, Oct 13, 2024	Special Teams Tackles	2 at Cleveland Browns, Nov 21, 2024
	...1 more at 5.		1 vs. Cincinnati Bengals, Jan 04, 2025
Passes Defensed	1 at Philadelphia Eagles, Dec 15, 2024		...3 more at 1.
	1 vs. Baltimore Ravens, Nov 17, 2024	Longest Opp Fumble Return	22 at Cincinnati Bengals, Dec 01, 2024
Forced Fumbles	1 vs. Cincinnati Bengals, Jan 04, 2025		
Fumble Recoveries	2 at Cincinnati Bengals, Dec 01, 2024		

SINGLE-GAME HIGHS - POSTSEASON: DEFENSIVE


Total Tackles	6 at Baltimore Ravens, Jan 11, 2025	Tackles For Loss	1 at Baltimore Ravens, Jan 11, 2025
Solo Tackles	3 at Baltimore Ravens, Jan 11, 2025		

2024 GAME-BY-GAME REGULAR-SEASON STATISTICS (STEELERS)

DATE	OPPONENT	P/S	TACKLES							INTERCEPTIONS				O. FUMB			ST				MISC		W/L	SCORE				
			TK	S	A	SK	YDS	TFL	YDS	QBH	NO	YDS	LG	TD	PD	FF	FR	TD	YDS	TK	S	A			FF	FR	S	A
09/08	at Falcons	P	3	3	0	0.0	0.0	0	0	0	0	0	0	0	0	0	0	0	0	0	0	0	0	0	0	0	W	18-10
09/15	at Broncos	P	0	0	0	0.0	0.0	0	0	0	0	0	0	0	0	0	0	0	0	0	0	0	0	0	0	W	13-6	
09/22	Chargers	P	2	1	1	0.0	0.0	0	0	0	0	0	0	0	0	0	0	0	0	0	0	0	0	0	0	W	20-10	
09/29	at Colts	S	6	4	2	0.0	0.0	0	0	0	0	0	0	0	0	0	0	0	0	0	0	0	0	0	0	L	24-27	
10/06	Cowboys	P	9	5	4	0.0	0.0	0	0	0	0	0	0	0	0	0	0	0	0	0	0	0	0	0	0	L	17-20	
10/13	at Raiders	P	6	5	1	0.0	0.0	1	1	0	0	0	0	0	0	0	0	0	0	0	0	0	0	0	0	W	32-13	
10/20	Jets	S	9	4	5	0.0	0.0	0	0	0	0	0	0	0	0	0	0	0	1	0	1	0	0	0	0	W	37-15	
10/28	Giants	S	2	1	1	0.0	0.0	0	0	2	0	0	0	0	0	0	0	0	1	0	1	0	0	0	0	W	26-18	
11/10	at Commanders	P	1	1	0	0.0	0.0	0	0	0	0	0	0	0	0	0	0	0	0	0	0	0	0	0	0	W	28-27	
11/17	Ravens	P	2	2	0	0.0	0.0	0	0	0	1	0	0	0	1	0	0	0	0	0	0	0	0	0	0	W	18-16	
11/21	at Browns	P	4	1	3	0.0	0.0	0	0	0	0	0	0	0	0	0	0	0	2	1	1	0	0	0	0	L	19-24	
12/01	at Bengals	P	3	1	2	0.0	0.0	0	0	0	0	0	0	0	0	2	1	22	0	0	0	0	0	0	0	W	44-38	
12/08	Browns	P	4	4	0	0.0	0.0	1	4	0	0	0	0	0	0	0	0	0	0	0	0	0	0	0	0	W	27-14	
12/15	at Eagles	P	5	3	2	0.0	0.0	0	0	0	0	0	0	0	1	0	0	0	1	0	1	0	0	0	0	L	13-27	
12/21	at Ravens	S	3	2	1	0.0	0.0	0	0	0	0	0	0	0	0	0	0	0	0	0	0	0	0	0	0	L	17-34	
12/25	Chiefs	P	4	3	1	0.0	0.0	0	0	0	0	0	0	0	0	0	0	0	0	0	0	0	0	0	0	L	10-29	
01/04	Bengals	P	9	7	2	0.0	0.0	1	4	0	0	0	0	0	0	1	0	0	0	1	1	0	0	0	0	L	17-19	
2024 TOTALS		17-4	72	47	25	0.0	0.0	3	9	2	1	0	0	0	2	1	2	1	22	6	2	4	0	0	0	0	10-7	

2024 GAME-BY-GAME POSTSEASON STATISTICS (STEELERS)

DATE	OPPONENT	P/S	TACKLES							INTERCEPTIONS				O. FUMB			ST				MISC		W/L	SCORE				
			TK	S	A	SK	YDS	TFL	YDS	QBH	NO	YDS	LG	TD	PD	FF	FR	TD	YDS	TK	S	A			FF	FR	S	A
01/11	at Ravens	P	6	3	3	0.0	0.0	1	3	0	0	0	0	0	0	0	0	0	0	0	0	0	0	0	0	0	L	14-28
2024 TOTALS		1-0	6	3	3	0.0	0.0	1	3	0	0	0	0	0	0	0	0	0	0	0	0	0	0	0	0	0	0	0-1



ROMAN WILSON

JWR
HEIGHT: 6-0
WEIGHT: 192
BORN: June 19, 2001
COLLEGE: Michigan

HOW ACQUIRED: D3a '24
NFL EXPERIENCE: 1st year
BIRTHPLACE: Maui, HI



PRO CAREER

- ✦ Has played in one regular-season game (no starts) in one-year NFL career (Pittsburgh 2024)
- ✦ Has registered four snaps on offense
- ✦ Made NFL debut in Week 6 of 2024 (at Las Vegas)
- ✦ Spent most of the 2024 season on the Reserve/Injured List

2024 (STEELERS)

- ✦ Played in one regular-season game (Week 6 at Las Vegas)
- ✦ Registered four snaps on offense against the Raiders
- ✦ Spent most of the season on the Reserve/Injured List

TRANSACTIONS

- ✦ Placed on the Reserve/Injured List on Oct. 28, 2024
- ✦ Signed a four-year contract with Pittsburgh on May 11, 2024
- ✦ Drafted by the Steelers in the third round (84th overall) of the 2024 NFL Draft

PERSONAL

- ✦ Attended St. Louis H.S. and won four consecutive state titles in the Open Division of the HHSAA
- ✦ Part of a program that won 38 consecutive games to close his career
- ✦ Also ran track and field at St. Louis
- ✦ 247Sports Composite ranking of four stars, the 358th player nationally, the 61st-best wide receiver and the third-best player in the state of Hawaii
- ✦ Full name is Roman Jeffrey Wilson
- ✦ Son of Colleen Colegrove and Jeffrey Wilson

COLLEGE

- ✦ Played in 46 career games (24 starts) at Michigan (2020-23)
- ✦ Caught 107 passes for 1,707 yards and 20 TDs, which ranks seventh in program history
- ✦ 2023 Michigan Co-Offensive Skill Player of the Year
- ✦ 2023 Second-Team All-Big Ten
- ✦ Led the Wolverines with 48 catches, 789 yards, and 12 TDs and added one 10-yard rush in 2023
- ✦ Named All-Big Ten (second team, coaches and media)
- ✦ Six times shared Offensive Player of the Week honors for his performance at against ECU, UNLV, Bowling Green, Purdue, at Nebraska and at Michigan State
- ✦ Registered a career-high three receiving TDs against ECU, coming on six catches for 78 yards
- ✦ Starting against UNLV, caught two TD passes on four catches totaling 89 yards
- ✦ Caught a TD on two receptions for 42 yards starting against Bowling Green
- ✦ On the road at Nebraska, led the team with 58 yards receiving on four catches and two TDs
- ✦ Set career highs with nine catches and 143 yards against Purdue
- ✦ Snagged a TD among three catches for 36 yards against Ohio State
- ✦ Scored the game-tying TD to force overtime against Alabama in the Rose Bowl/CFP Semifinal and finished with a team-high 73 yards on four catches
- ✦ Gained 54 yards on three catches starting against Washington in the CFP National Championship Game

ROMAN WILSON'S NFL REGULAR SEASON RUSHING/RECEIVING STATISTICS

DATE	TEAM	GP	GS	RECEIVING					RUSHING					
				NO.	YDS.	AVG.	LG	TD	NO.	YDS.	AVG.	LG	TD	
2024	Steelers	1	0	0	0	0.0	0	0	0	0	0	0	0	0
NFL TOTALS		1	0	0	0	0.0	0	0	0	0	0.0	0	0	0

ROMAN WILSON'S NFL POSTSEASON RUSHING/RECEIVING STATISTICS

DATE	TEAM	GP	GS	RECEIVING					RUSHING					
				NO.	YDS.	AVG.	LG	TD	NO.	YDS.	AVG.	LG	TD	
2024	Steelers	0	0	0	0	0.0	0	0	0	0	0	0	0	0
NFL TOTALS		0	0	0	0	0.0	0	0	0	0	0.0	0	0	0

ROMAN WILSON'S NFL REGULAR SEASON RETURN STATISTICS

DATE	TEAM	KICKOFF RETURNS					PUNT RETURNS						
		RET.	YDS.	AVG.	LG	TD	NO.	FC	YDS.	AVG.	LG	TD	
2024	Steelers	0	0	0.0	0	0	0	0	0	0.0	0	0	0
NFL TOTALS		0	0	0.0	0	0	0	0	0	0.0	0	0	0



ROMAN WILSON'S NFL POSTSEASON RETURN STATISTICS


DATE	TEAM	KICKOFF RETURNS					PUNT RETURNS					
		RET.	YDS.	AVG.	LG	TD	NO.	FC	YDS.	AVG.	LG	TD
2024	Steelers	0	0	0.0	0	0	0	0	0	0.0	0	0
NFL TOTALS		0	0	0.0	0	0	0	0	0	0.0	0	0

2024 GAME-BY-GAME REGULAR-SEASON STATISTICS (STEELERS)

DATE	OPPONENT	P/S	RECEIVING					RUSHING					W/L	SCORE
			NO.	YDS.	AVG.	LG	TD	NO.	YDS.	AVG.	LG	TD		
09/08	at Falcons												W	18-10
09/15	at Broncos												W	13-6
09/22	Chargers												W	20-10
09/29	at Colts												L	24-27
10/06	Cowboys												L	17-20
10/13	at Raiders	P	0	0	0.0	0	0	0	0	0.0	0	0	W	32-13
10/20	Jets												W	37-15
11/10	at Commanders												W	28-27
11/17	Ravens												W	18-16
11/21	at Browns												L	19-24
12/01	at Bengals												W	44-38
12/08	Browns												W	27-14
12/15	at Eagles												L	13-27
12/21	at Ravens												L	17-34
12/25	Chiefs												L	10-29
01/04	Bengals												L	17-19
2024 TOTALS			1-0	0	0	0.0	0	0	0	0.0	0	0	9-7	

2024 GAME-BY-GAME POSTSEASON STATISTICS (STEELERS)

DATE	OPPONENT	P/S	RECEIVING					RUSHING					W/L	SCORE
			NO.	YDS.	AVG.	LG	TD	NO.	YDS.	AVG.	LG	TD		
01/11	at Ravens												L	14-28
2024 TOTALS			0-0	0	0	0.0	0	0	0	0.0	0	0	0-1	



ROBERT WOODS

WR
HEIGHT: 6-0
WEIGHT: 193
BORN: April 10, 1992
COLLEGE: Southern Cal

NOW ACQUIRED: FA '25
NFL EXPERIENCE: 13th year
BIRTHPLACE: Gardena, CA



PRO CAREER

- ✦ Has played in 171 regular-season games (145 starts) over his 12-year career (Buffalo 2013-16; L.A. Rams 2017-21; Tennessee 2022; Houston 2023-24)
- ✦ Registered 683 receptions for 8,233 yards (12.1 avg.) and 38 TDs
- ✦ Fourth active player with at least 7,500 career receiving yards to catch a TD pass with at least four different teams
- ✦ Recorded two 1,000-yard receiving seasons (2018 and 2019) and registered 14 100-yard receiving games
- ✦ His 683 receptions and 8,233 yards both rank 15th among all players since he entered the League in 2013
- ✦ Made NFL debut in Week 1 of 2013 (vs. New England)
- ✦ Made NFL starting debut in Week 1 of 2013 (vs. New England)

2024 (TEXANS)

- ✦ Played in 15 regular-season games (four starts)
- ✦ Caught 20 passes for 203 yards (10.2 avg.), while also returning 15 punts for 144 yards (9.6 avg.) and five kicks for 144 yards (28.8 avg.)
- ✦ Returned two kicks for 61 yards and a long of 31 yards against Chicago in Week 2
- ✦ Recorded a 36-yard punt return vs. Buffalo in Week 5, the longest return of his career
- ✦ Caught two passes for 44 yards and a long of 32 yards, which is his longest since the 2022 season, at N.Y. Jets in Week 9
- ✦ Reeled in two catches for 13 yards and recorded a 21-yard kickoff return against Dallas in Week 11
- ✦ Caught two catches for 22 yards in the Wild Card Round vs. L.A. Chargers

2023 (TEXANS)

- ✦ Played in 14 regular-season games (11 starts)
- ✦ Recorded 40 receptions for 426 yards (10.7 avg.) and one TD, while rushing once for seven yards
- ✦ Made his Texans debut at Baltimore in Week 1 and finished with six receptions for 57 yards (9.5 avg.)
- ✦ Started in his most productive game as a Texan vs. Indianapolis in Week 2, totaling six receptions for 74 yards (12.3 avg.) and recorded one punt return for seven yards
- ✦ Caught one pass which went for a six-yard TD reception vs. New Orleans in Week 6, marking his first TD as a Texan and the 38th receiving TD of his career
- ✦ Fourth active player with at least 7,500 career receiving yards to catch a TD pass with at least four different teams, joining TE Jimmy Graham, WR Randall Cobb and WR Brandin Cooks
- ✦ Surpassed 8,000 career receiving yards vs. Tennessee in Week 17, becoming just the 12th active player in the NFL to reach this mark, joining Travis Kelce, Julio Jones, DeAndre Hopkins, Tyreek Hill, Jimmy Graham, Mike Evans, Stefon Diggs, Amari Cooper, Brandin Cooks, Keenan Allen and Davante Adams
- ✦ Caught one pass for 11 yards in the Wild Card win vs. Cleveland
- ✦ Finished with one reception for six yards in the Divisional matchup at Baltimore

2022 (TITANS)

- ✦ Played in 17 regular-season games (15 starts)
- ✦ Led the team with 527 receiving yards and 53 receptions (9.9 avg.) to go along with two receiving TDs
- ✦ Returned 11 punts for 90 yards (8.2 avg.)
- ✦ Made his Titans debut and caught one pass for 13 yards vs. New York Giants in Week 1
- ✦ Led the team with 85 receiving yards and helped set up the Titans' field goal just before halftime with a 21-yard punt return vs. Las Vegas in Week 3
- ✦ Caught his first TD as a Titan and led the team with four catches for 30 yards (7.5 avg.) at Indianapolis in Week 4
- ✦ Sealed a victory by recovering an onside-kick attempt with 16 seconds left in the game at Houston in Week 8
- ✦ Hauled in six receptions for 69 yards (11.5 avg.) and caught the 600th reception of his NFL career at Green Bay in Week 11

2021 (RAMS)

- ✦ Started the first nine games of the season at wide receiver and caught 45 receptions for 556 yards (12.4 avg.) with four TDs
- ✦ Placed on Reserve/Injured List following Week 9 and missed the final eight regular season games and the postseason
- ✦ Posted four receptions for 48 yards (12.0 avg.) with a 14-yard TD catch in the fourth quarter vs. Arizona in Week 4
- ✦ Caught a team-high 12 passes for 150 receiving yards (12.5 avg.) at Seattle in Week 5
- ✦ Recorded seven receptions for 98 yards (14.0 avg.) vs. Tennessee in Week 9

2020 (RAMS)

- ✦ Played in 16 regular-season games (16 starts)
- ✦ Named a captain for the first time in his career
- ✦ Finished with 936 receiving yards, tying his single-season receptions records with 90 catches and scored a season-high eight TDs
- ✦ Recorded six receptions for 105 yards (17.5 avg.) vs. Dallas in Week 1
- ✦ Caught five receptions for 74 receiving yards (14.8 avg.) and rushed for 30 yards on three attempts at Buffalo in Week 3
- ✦ Totaled 85 yards and one TD on seven receptions (12.1 avg.) at Miami in Week 8
- ✦ Recorded 130 yards receiving on a team-high 12 receptions (10.8 avg.) and scored one TD at Tampa Bay in Week 11
- ✦ Led the team with 10 receptions and 85 receiving yards (8.5 avg.) at Arizona in Week 13
- ✦ Caught four passes for 48 yards (12.0 avg.) and one TD in the Wild Card round at Seattle



2019 (RAMS)

- ✦ Played in 15 regular-season games (15 starts)
- ✦ Ranked second on the team with a career-high-tying 90 receptions and 1,134 receiving yards (12.6 avg.), good for the eighth-best single-season receptions output in franchise history
- ✦ First Rams player to have consecutive seasons with over 1,000 receiving yards since Torry Holt finished a run of eight-straight seasons (2000-2007)
- ✦ Grabbed a season best 13 receptions for 164 yards (12.6 avg.) to enter the top-20 in franchise history with 2,307 receiving yards vs. Tampa Bay in Week 4
- ✦ Hauled in a career-best 172 receiving yards on 13 receptions (13.2 avg.) with a long of 48 yards at Arizona in Week 13
- ✦ Posted in seven receptions for 98 yards (14.0 avg.) with his first TD of the season vs. Seattle in Week 14
- ✦ Hauled in eight receptions for 117 yards (14.6 avg.) with a long of 29 yards at San Francisco in Week 16

2018 (RAMS)

- ✦ Played in 16 regular-season games (16 starts)
- ✦ Finished with a career-high 1,219 receiving yards (14.2 avg.), a then career-best 86 receptions with a career-high-tying six TDs
- ✦ Totaled 157 rushing yards and one rushing TD on 19 carries (8.3 avg.)
- ✦ Started all three postseason games and notched 17 receptions for 172 yards (10.1 avg.)
- ✦ Led the team in receptions (10), receiving yards (104) and TDs (two) vs. L.A. Chargers in Week 3, which marked his first 100-plus yard game of the season, the sixth of his career and also his third career multi-TD game
- ✦ Recorded five receptions for a team-leading 92 yards (18.4 avg.) and tallied a career-long 56-yard rush at Seattle in Week 5
- ✦ Recorded his 300th career reception and led the team in receptions (five) and receiving yards (78) at San Francisco in Week 7
- ✦ Finished with a team-high in receptions (six) and reception yards (89), as well as a 39-yard TD catch at Arizona in Week 16, while rushing the ball twice for 15 yards for the first rushing TD of his career
- ✦ Led the team in receptions (six) and reception yards (69) in the Divisional Round vs. Dallas
- ✦ Totaled five receptions for 70 yards (14.0 avg.) vs. New England in Super Bowl LIII

2017 (RAMS)

- ✦ Played in 12 regular-season games (11 starts)
- ✦ Finished the regular season with a then career-high 781 receiving yards and five TDs on 56 catches (13.9 avg.)
- ✦ Hauled in six receptions for 108 yards (10.8 avg.) with a long 31-yard reception at San Francisco in Week 3, marking the fourth 100+yard receiving game of his career
- ✦ Scored two TDs on 70 receiving yards, the first multi-TD game of his career at New York Giants in Week 9, while converting a third-and-33 with a 52-yard TD reception, only the third, third-and-30+ conversion since 1991
- ✦ Registered eight receptions for 171 yards (21.4 avg.), two TDs and hauled in the third-longest reception in franchise history, a 94-yard TD reception from QB Jared Goff vs. Houston in Week 10
- ✦ Led the team with nine receptions and 142 receiving yards (15.8 avg.), the fourth-highest output in a single postseason game in Rams history, in the Wild Card matchup vs. Atlanta

2016 (BILLS)

- ✦ Played in 13 regular-season games (10 starts)
- ✦ Led the Bills with 613 receiving yards, while finishing second on the squad with 51 receptions
- ✦ Inactive for three contests
- ✦ Hauled in seven receptions for 89 yards (12.7 avg.) at New England in Week 4
- ✦ Caught five passes for 44 yards (8.8 avg.) and a TD vs. San Francisco in Week 6
- ✦ Notched a then career-high 10 receptions for 162 (16.2 avg.) yards at Seattle in Week 9

2015 (BILLS)

- ✦ Played in 14 regular-season games (nine starts)
- ✦ Registered 47 receptions for 552 yards (11.7 avg.) and three TDs
- ✦ Hauled in three passes for 60 yards (20.0 avg.) and one TD vs. New England in Week 2
- ✦ Tied a then career-high with nine receptions for 84 yards (9.3 avg.) with a TD at Jacksonville in Week 7
- ✦ Collected five receptions for 106 yards (21.2 avg.) at Philadelphia in Week 14

2014 (BILLS)

- ✦ Played in 16 regular-season games (15 starts)
- ✦ Notched 65 receptions for 699 yards (10.8 avg.) with five TDs
- ✦ Led the team with seven receptions for 78 yards (11.1 avg.) and one TD vs. New England in Week 6
- ✦ Set then career-highs with nine catches for 118 yards (13.1 avg.) and a TD vs. N.Y. Jets in Week 8
- ✦ Posted seven catches for 52 yards (7.4 avg.), including a 30-yard TD reception at Oakland in Week 16

2013 (BILLS)

- ✦ Played in 14 regular-season games (14 starts)
- ✦ First Bills rookie receiver with 40 receptions since 2004
- ✦ Caught his first career TD on an 18-yard reception from E.J. Manuel vs. New England in Week 1
- ✦ Led the Bills with 80 receiving yards on four catches (20.0 avg.) with a TD vs. Baltimore in Week 4
- ✦ Set then career-highs with five receptions (all for first downs) for 82 yards (16.4 avg.) and his third TD of the season at Jacksonville in Week 15

TRANSACTIONS

- ✦ Signed a one-year contract with Pittsburgh on May 1, 2025
- ✦ Signed a two-year contract with Houston on March 14, 2023
- ✦ Released by Tennessee on Feb. 22, 2023
- ✦ Traded to the Titans from L.A. Rams for 2023 sixth-round pick (#189 Ochaun Mathis) on March 23, 2022
- ✦ Placed on the Reserve/Injured List by L.A. Rams on Nov. 24, 2021
- ✦ Signed a four-year contract extension with L.A. Rams on Sept. 18, 2020
- ✦ Signed a five-year contract with L.A. Rams on March 9, 2017
- ✦ Released by Buffalo on March 9, 2017
- ✦ Placed on the Reserve/Injured List by the Bills on Dec. 2, 2015
- ✦ Signed a four-year contract with Buffalo on May 20, 2013
- ✦ Drafted by the Bills in the second round (41st overall) of the 2013 NFL Draft



PERSONAL

- ✦ Attended Serra H.S. (Gardena, Calif.), where he played wide receiver and defensive back
- ✦ As a senior (2009), was a member of the 2009 USA Today All-USA first team after tallying 15 TDs and more than 1,100 receiving yards, while adding eight interceptions on defense and helping the school to a 15-0 record and the California Division III championship
- ✦ As a junior (2008), posted 81 receptions for 1,378 yards with 19 TDs on offense, while recording 87 tackles and seven interceptions (two returned for TDs) on defense and returning five kickoffs and two punts for TDs to lead Serra to CIF Northwest Division finals
- ✦ As a sophomore (2007), had 45 receptions for 801 yards with 12 TDs to go along with 273 rushing yards, while notching 81 tackles and nine interceptions on defense
- ✦ Also ran track at Serra, where he won the CIF Division IV 200 and 400-meter races and was a member of the winning 1,600-meter relay team
- ✦ Was the 2009 and 2010 South Bay Daily Breeze All-South Bay Track Athlete of the Year, recording bests of 21.01 in the 200 (fourth fastest in the nation in 2010) and 46.17 in the 400 (second fastest in the nation in 2010), plus a 45.8 split in the 1,600-meter relay
- ✦ Graduated with a bachelor's degree in policy, planning and development from Southern Cal
- ✦ Born Robert Thomas Woods on Apr. 10, 1992 in Gardena, Calif.

COLLEGE

- ✦ Started all 38 games in his three-year career at Southern Cal (2010-12) and finished his career as the Trojans' all-time leader with 252 receptions, while also ranking eighth in program history with 2,930 receiving yards and second with 32 receiving TDs
- ✦ As a junior (2012), saw action in all 13 games and registered 76 receptions for 846 yards with 11 TDs
- ✦ As a sophomore (2011), started all 12 games and collected 111 catches for 1,292 yards with 15 TDs, while leading the Pac-12 with 9.3 receptions per game
- ✦ Set the Trojans all-time record for most receptions in a game with 17 catches vs. Minnesota (9/3/11)
- ✦ As a true freshman (2010), started all 13 games and posted a team-best 65 receptions for 792 yards with six TDs, returned 38 kickoffs for 971 yards with a TD
- ✦ His 1,817 all-purpose yards set a Trojans' freshman season record
- ✦ Named the Pac-10's Offensive Freshman of the Year

ROBERT WOODS' NFL REGULAR SEASON RUSHING/RECEIVING STATISTICS

DATE	TEAM	GP	GS	RECEIVING					RUSHING				
				NO.	YDS.	AVG.	LG	TD	NO.	YDS.	AVG.	LG	TD
2013	Bills	14	14	40	587	14.7	57	3	2	16	8.0	13	0
2014	Bills	16	15	65	699	10.8	37	5	0	0	0.0	0	0
2015	Bills	14	9	47	552	11.7	37	3	1	0	0.0	0	0
2016	Bills	13	10	51	613	12.0	34	1	1	6	6.0	6	0
2017	Rams	12	11	56	781	13.9	94t	5	2	12	6.0	8	0
2018	Rams	16	16	86	1,219	14.2	39t	6	19	157	8.3	56	1
2019	Rams	15	15	90	1,134	12.6	48	2	17	115	6.8	20	1
2020	Rams	16	16	90	936	10.4	56t	6	24	155	6.5	40	2
2021	Rams	9	9	45	556	12.4	28	4	8	46	5.8	16t	1
2022	Titans	17	15	53	527	9.9	41	2	0	0	0.0	0	0
2023	Texans	14	11	40	426	10.7	26	1	1	7	7.0	7	0
2024	Texans	15	4	20	203	10.2	32	0	0	0	0.0	0	0
NFL TOTALS		171	145	683	8,233	12.1	94T	38	75	514	6.9	56	5

ROBERT WOODS' NFL POSTSEASON RUSHING/RECEIVING STATISTICS

DATE	TEAM	GP	GS	RECEIVING					RUSHING				
				NO.	YDS.	AVG.	LG	TD	NO.	YDS.	AVG.	LG	TD
2017	Rams	1	1	9	142	15.8	38	0	0	0	0.0	0	0
2018	Rams	3	3	17	172	10.1	18	0	4	11	2.8	9	0
2020	Rams	2	2	12	96	8.0	20	1	1	-3	-3.0	-3	0
2021	Rams	0	0	0	0	0.0	0	0	0	0	0.0	0	0
2023	Texans	2	1	2	17	8.5	11	0	0	0	0.0	0	0
2024	Texans	2	0	2	22	11.0	13	0	0	0	0.0	0	0
NFL TOTALS		10	7	42	449	10.7	38	1	5	8	1.6	9	0

ROBERT WOODS' NFL REGULAR SEASON RETURN STATISTICS

DATE	TEAM	RET.	YDS.	KICKOFF RETURNS				PUNT RETURNS					
				YDS.	AVG.	LG	TD	NO.	FC	YDS.	AVG.	LG	TD
2013	Bills	1	9	9.0	9	0	0	0	0	0	0.0	0	0
2014	Bills	0	0	0.0	0	0	0	1	0	11	11.0	11	0
2015	Bills	0	0	0.0	0	0	0	0	0	0	0.0	0	0
2016	Bills	0	0	0.0	0	0	0	0	0	0	0.0	0	0
2017	Rams	0	0	0.0	0	0	0	0	0	0	0.0	0	0
2018	Rams	1	0	0.0	0	0	0	0	1	0	0.0	0	0
2019	Rams	0	0	0.0	0	0	0	0	0	0	0.0	0	0
2020	Rams	0	0	0.0	0	0	0	0	0	0	0.0	0	0
2021	Rams	0	0	0.0	0	0	0	0	0	0	0.0	0	0
2022	Titans	0	0	0.0	0	0	0	11	14	90	8.2	21	0
2023	Texans	0	0	0.0	0	0	0	7	10	42	6.0	12	0
2024	Texans	5	144	28.8	31	0	0	15	14	144	9.6	36	0
NFL TOTALS		7	153	21.9	31	0	0	34	39	287	8.4	36	0



ROBERT WOODS' NFL POSTSEASON RETURN STATISTICS

DATE	TEAM	KICKOFF RETURNS					PUNT RETURNS					
		RET.	YDS.	AVG.	LG	TD	NO.	FC	YDS.	AVG.	LG	TD
2017	Rams	0	0	0.0	0	0	0	0	0	0.0	0	0
2018	Rams	0	0	0.0	0	0	0	0	0	0.0	0	0
2020	Rams	0	0	0.0	0	0	0	0	0	0.0	0	0
2021	Rams	0	0	0.0	0	0	0	0	0	0.0	0	0
2023	Texans	0	0	0.0	0	0	0	0	0	0.0	0	0
2024	Texans	0	0	0.0	0	0	1	3	10	10.0	10	0
NFL TOTALS		0	0	0.0	0	0	1	3	10	10.0	10	0

SINGLE-GAME HIGHS: RUSHING/RECEIVING

Rush Attempts	4 vs. Chicago Bears, Oct 26, 2020 4 vs. Cincinnati Bengals, Oct 27, 2019 53 at Seattle Seahawks, Oct 07, 2020 40 vs. New York Jets, Dec 20, 2020 56 at Seattle Seahawks, Oct 07, 2018 40 vs. New York Jets, Dec 20, 2020	Kickoff Return Yards	61 vs. Chicago Bears, Sep 15, 2024 31 at Kansas City Chiefs, Dec 21, 2024 ...1 more at 31.
Rushing Yards	172 at Arizona Cardinals, Dec 01, 2019 171 vs. Houston Texans, Nov 12, 2017	Longest Kickoff Return	31 at Kansas City Chiefs, Dec 21, 2024 31 vs. Buffalo Bills, Oct 06, 2024 ...1 more at 31.
Longest Runs	23.3 vs. Miami Dolphins, Dec 22, 2013 22.3 vs. Seattle Seahawks, Nov 11, 2018	Fair Catches	4 vs. Indianapolis Colts, Oct 27, 2024 3 vs. Baltimore Ravens, Dec 25, 2024 ...1 more at 3.
Rushing TDs	94t vs. Houston Texans, Nov 12, 2017 57 vs. Miami Dolphins, Dec 22, 2013	Punt Return Yards	66 vs. Buffalo Bills, Oct 06, 2024 40 at Houston Texans, Oct 30, 2022 36 vs. Buffalo Bills, Oct 06, 2024 21 vs. Las Vegas Raiders, Sep 25, 2022
Receptions	2 vs. Los Angeles Chargers, Sep 23, 2018 2 vs. Houston Texans, Nov 12, 2017 ...1 more at 2.	Punt Returns	5 vs. Tennessee Titans, Nov 24, 2024 4 vs. Buffalo Bills, Oct 06, 2024 ...1 more at 4.
Receiving Yards	172 at Arizona Cardinals, Dec 01, 2019 171 vs. Houston Texans, Nov 12, 2017	Punt Return Average	16.5 vs. Buffalo Bills, Oct 06, 2024 10.0 at Houston Texans, Oct 30, 2022
Receiving Average	171 vs. Houston Texans, Nov 12, 2017 1 vs. Minnesota Vikings, Sep 27, 2018 ...1 more at 1.	Special Teams Tackles	2 at Tennessee Titans, Oct 11, 2015 1 at New England Patriots, Nov 23, 2015 ...5 more at 1.
Longest Receptions	2 vs. Chicago Bears, Sep 15, 2024	Most TDs	2 at Houston Texans, Oct 31, 2021 2 at Miami Dolphins, Nov 01, 2020 ...4 more at 2.
Receiving TDs	1 vs. Minnesota Vikings, Sep 27, 2018 ...1 more at 1.	Miscellaneous Tackles	2 vs. Baltimore Ravens, Sep 29, 2013 1 at Cincinnati Bengals, Nov 12, 2023 ...9 more at 1.
All-Purpose Yards	172 at Arizona Cardinals, Dec 01, 2019 171 vs. Houston Texans, Nov 12, 2017	Scrimmage Yards	172 at Arizona Cardinals, Dec 01, 2019 171 vs. Houston Texans, Nov 12, 2017
Kickoff Returns	2 vs. Chicago Bears, Sep 15, 2024		

SINGLE-GAME HIGHS - POSTSEASON: RUSHING/RECEIVING

Rush Attempts	2 at New Orleans Saints, Jan 20, 2019 1 at Seattle Seahawks, Jan 09, 2021 1 vs. New England Patriots, Feb 03, 2019 1 vs. Dallas Cowboys, Jan 12, 2019	All-Purpose Yards	142 vs. Atlanta Falcons, Jan 06, 2018 78 vs. Dallas Cowboys, Jan 12, 2019 75 vs. New England Patriots, Feb 03, 2019 48 at Green Bay Packers, Jan 16, 2021 45 at Seattle Seahawks, Jan 09, 2021
Rushing Yards	9 vs. Dallas Cowboys, Jan 12, 2019 5 vs. New England Patriots, Feb 03, 2019	Fair Catches	2 vs. Los Angeles Chargers, Jan 11, 2025
Longest Runs	9 vs. Dallas Cowboys, Jan 12, 2019 5 vs. New England Patriots, Feb 03, 2019 1 at New Orleans Saints, Jan 20, 2019	Punt Return Yards	10 vs. Los Angeles Chargers, Jan 11, 2025
Receptions	9 vs. Atlanta Falcons, Jan 06, 2018 8 at Green Bay Packers, Jan 16, 2021 6 at New Orleans Saints, Jan 20, 2019 6 vs. Dallas Cowboys, Jan 12, 2019 5 vs. New England Patriots, Feb 03, 2019	Longest Punt Return	10 vs. Los Angeles Chargers, Jan 11, 2025
Receiving Yards	142 vs. Atlanta Falcons, Jan 06, 2018 70 vs. New England Patriots, Feb 03, 2019 69 vs. Dallas Cowboys, Jan 12, 2019 48 at Green Bay Packers, Jan 16, 2021 48 at Seattle Seahawks, Jan 09, 2021	Punt Returns	1 vs. Los Angeles Chargers, Jan 11, 2025
Receiving Average	15.8 vs. Atlanta Falcons, Jan 06, 2018 14.0 vs. New England Patriots, Feb 03, 2019 12.0 at Seattle Seahawks, Jan 09, 2021 11.5 vs. Dallas Cowboys, Jan 12, 2019 6.0 at Green Bay Packers, Jan 16, 2021	Most TDs	1 at Seattle Seahawks, Jan 09, 2021
Longest Receptions	38 vs. Atlanta Falcons, Jan 06, 2018 25 vs. Atlanta Falcons, Jan 06, 2018 20 at Seattle Seahawks, Jan 09, 2021 19 at Green Bay Packers, Jan 16, 2021 18 vs. New England Patriots, Feb 03, 2019 ...3 more at 18.	Scrimmage Yards	142 vs. Atlanta Falcons, Jan 06, 2018 78 vs. Dallas Cowboys, Jan 12, 2019 75 vs. New England Patriots, Feb 03, 2019 48 at Green Bay Packers, Jan 16, 2021 45 at Seattle Seahawks, Jan 09, 2021
Receiving TDs	1 at Seattle Seahawks, Jan 09, 2021		



100-YARD RECEIVING GAMES (14): REGULAR SEASON

DATE	TEAM	NO.	YDS.	AVG.	LG	TD
11/24/14	JETS	9	118	13.1	37	1
12/13/15	at Eagles	5	106	21.2	37	0
11/07/16	at Seahawks	10	162	16.2	29	0
09/21/17	at 49ers	6	108	18.0	31	0
11/12/17	TEXANS	8	171	21.4	94t	2
09/23/18	CHARGERS	10	104	10.4	22	2
09/27/18	VIKINGS	5	101	20.2	36	1
10/14/18	at Broncos	7	109	15.6	28	0
09/29/19	BUCCANEERS	13	164	12.6	37	0
12/01/19	at Cardinals	13	172	13.2	48	0
12/21/19	at 49ers	8	117	14.6	29	0
09/13/20	COWBOYS	6	105	17.5	31	0
11/23/20	at Buccaneers	12	130	10.8	35	1
10/07/21	at Seahawks	12	150	12.5	25	0

100-YARD RECEIVING GAMES (1): POSTSEASON

DATE	TEAM	NO.	YDS.	AVG.	LG	TD
01/06/18	FALCONS	9	142	15.8	38	0

2024 GAME-BY-GAME REGULAR-SEASON STATISTICS (TEXANS)

DATE	OPPONENT	P/S	RECEIVING					RUSHING					W/L	SCORE
			NO.	YDS.	AVG.	LG	TD	NO.	YDS.	AVG.	LG	TD		
09/08	at Colts	P	0	0	0.0	0	0	0	0	0.0	0	0	W	29-27
09/15	Bears	P	0	0	0.0	0	0	0	0	0.0	0	0	W	19-13
09/22	at Vikings	P	2	18	9.0	13	0	0	0	0.0	0	0	L	7-34
09/29	Jaguars	P	1	10	10.0	10	0	0	0	0.0	0	0	W	24-20
10/06	Bills	P	0	0	0.0	0	0	0	0	0.0	0	0	W	23-20
10/13	at Patriots												W	41-21
10/20	at Packers												L	22-24
10/27	Colts	P	2	18	9.0	13	0	0	0	0.0	0	0	W	23-20
10/31	at Jets	S	2	44	22.0	32	0	0	0	0.0	0	0	L	13-21
11/10	Lions	P	1	1	1.0	1	0	0	0	0.0	0	0	L	23-26
11/18	at Cowboys	S	2	13	6.5	7	0	0	0	0.0	0	0	W	34-10
11/24	Titans	P	1	8	8.0	8	0	0	0	0.0	0	0	L	27-32
12/01	at Jaguars	P	0	0	0.0	0	0	0	0	0.0	0	0	W	23-20
12/15	Dolphins	P	2	12	6.0	12	0	0	0	0.0	0	0	W	20-12
12/21	at Chiefs	P	3	19	6.3	17	0	0	0	0.0	0	0	L	19-27
12/25	Ravens	S	2	21	10.5	16	0	0	0	0.0	0	0	L	2-31
01/05	at Titans	S	2	39	19.5	24	0	0	0	0.0	0	0	W	23-14
2024 TOTALS	15-4		20	203	10.2	32	0	0	0	0.0	0	0	10-7	

2023 GAME-BY-GAME REGULAR-SEASON STATISTICS (TEXANS)

DATE	OPPONENT	P/S	RECEIVING					RUSHING					W/L	SCORE
			NO.	YDS.	AVG.	LG	TD	NO.	YDS.	AVG.	LG	TD		
09/10	at Ravens	S	6	57	9.5	19	0	0	0	0.0	0	0	L	9-25
09/17	Colts	S	6	74	12.3	25	0	0	0	0.0	0	0	L	20-31
09/24	at Jaguars	S	3	34	11.3	17	0	0	0	0.0	0	0	W	37-17
10/01	Steelers	S	3	26	8.7	13	0	0	0	0.0	0	0	W	30-6
10/08	at Falcons	S	3	30	10.0	13	0	0	0	0.0	0	0	L	19-21
10/15	Saints	S	1	6	6.0	6t	1	0	0	0.0	0	0	W	20-13
10/29	at Panthers												L	13-15
11/05	Buccaneers												W	39-37
11/12	at Bengals	S	1	15	15.0	15	0	0	0	0.0	0	0	W	30-27
11/19	Cardinals	S	5	44	8.8	17	0	0	0	0.0	0	0	W	21-16
11/26	Jaguars	S	2	40	20.0	26	0	0	0	0.0	0	0	L	21-24
12/03	Broncos	P	0	0	0.0	0	0	0	0	0.0	0	0	W	22-17
12/10	at Jets	S	1	-2	-2.0	-2	0	0	0	0.0	0	0	L	6-30
12/17	at Titans	S	3	30	10.0	15	0	0	0	0.0	0	0	W	19-16+
12/24	Browns	P	2	14	7.0	12	0	1	7	7.0	7	0	L	22-36
12/31	Titans	P	4	58	14.5	18	0	0	0	0.0	0	0	W	26-3
01/06	at Colts												W	23-19
2023 TOTALS	14-11		40	426	10.7	26	1	1	7	7.0	7	0	10-7	

+ - Overtime



2022 GAME-BY-GAME REGULAR-SEASON STATISTICS (TITANS)

DATE	OPPONENT	P/S	RECEIVING					RUSHING					W/L	SCORE
			NO.	YDS.	AVG.	LG	TD	NO.	YDS.	AVG.	LG	TD		
09/11	Giants	S	1	13	13.0	13	0	0	0	0.0	0	0	L	20-21
09/19	at Bills	S	4	39	9.8	17	0	0	0	0.0	0	0	L	7-41
09/25	Raiders	S	4	85	21.3	41	0	0	0	0.0	0	0	W	24-22
10/02	at Colts	P	4	30	7.5	10	1	0	0	0.0	0	0	W	24-17
10/09	at Commanders	S	4	37	9.3	13	0	0	0	0.0	0	0	W	21-17
10/23	Colts	S	3	26	8.7	13	0	0	0	0.0	0	0	W	19-10
10/30	at Texans	S	2	26	13.0	16	0	0	0	0.0	0	0	W	17-10
11/06	at Chiefs	P	0	0	0.0	0	0	0	0	0.0	0	0	L	17-20+
11/13	Broncos	S	2	10	5.0	6	0	0	0	0.0	0	0	W	17-10
11/17	at Packers	S	6	69	11.5	32	0	0	0	0.0	0	0	W	27-17
11/27	Bengals	S	2	16	8.0	10	0	0	0	0.0	0	0	L	16-20
12/04	at Eagles	S	1	6	6.0	6	0	0	0	0.0	0	0	L	10-35
12/11	Jaguars	S	5	49	9.8	18	0	0	0	0.0	0	0	L	22-36
12/18	at Chargers	S	2	12	6.0	8	0	0	0	0.0	0	0	L	14-17
12/24	Texans	S	4	30	7.5	10	0	0	0	0.0	0	0	L	14-19
12/29	Cowboys	S	5	39	7.8	10	1	0	0	0.0	0	0	L	13-27
01/07	at Jaguars	S	4	40	10.0	13	0	0	0	0.0	0	0	L	16-20
2022 TOTALS		17-15	53	527	9.9	41	2	0	0	0.0	0	0	7-10	

+ - Overtime

2021 GAME-BY-GAME REGULAR-SEASON STATISTICS (RAMS)

DATE	OPPONENT	P/S	RECEIVING					RUSHING					W/L	SCORE
			NO.	YDS.	AVG.	LG	TD	NO.	YDS.	AVG.	LG	TD		
09/12	Bears	S	3	27	9.0	19	1	1	7	7.0	7	0	W	34-14
09/19	at Colts	S	5	64	12.8	16	0	2	6	3.0	9	0	W	27-24
09/26	Buccaneers	S	3	33	11.0	20	0	1	5	5.0	5	0	W	34-24
10/03	Cardinals	S	4	48	12.0	18	1	0	0	0.0	0	0	L	20-37
10/07	at Seahawks	S	12	150	12.5	25	0	0	0	0.0	0	0	W	26-17
10/17	at Giants	S	2	31	15.5	16	1	0	0	0.0	0	0	W	38-11
10/24	Lions	S	6	70	11.7	22	0	0	0	0.0	0	0	W	28-19
10/31	at Texans	S	3	35	11.7	28	1	3	22	7.3	16t	1	W	38-22
11/07	Titans	S	7	98	14.0	22	0	1	6	6.0	6	0	L	16-28
11/15	at 49ers												L	10-31
11/28	at Packers												L	28-36
12/05	Jaguars												W	37-7
12/13	at Cardinals												W	30-23
12/21	Seahawks												W	20-10
12/26	at Vikings												W	30-23
01/02	at Ravens												W	20-19
01/09	49ers												L	24-27+
2021 TOTALS		9-9	45	556	12.4	28	4	8	46	5.8	16T	1	12-5	

+ - Overtime

2020 GAME-BY-GAME REGULAR-SEASON STATISTICS (RAMS)

DATE	OPPONENT	P/S	RECEIVING					RUSHING					W/L	SCORE
			NO.	YDS.	AVG.	LG	TD	NO.	YDS.	AVG.	LG	TD		
09/13	Cowboys	S	6	105	17.5	31	0	1	14	14.0	14	0	W	20-17
09/20	at Eagles	S	2	14	7.0	13	0	3	19	6.3	9	1	W	37-19
09/27	at Bills	S	5	74	14.8	31	1	3	30	10.0	15	0	L	32-35
10/04	Giants	S	6	36	6.0	15	0	1	2	2.0	2	0	W	17-9
10/11	at Football Team	S	4	71	17.8	56t	1	0	0	0.0	0	0	W	30-10
10/18	at 49ers	S	4	29	7.3	12	1	2	11	5.5	7	0	L	16-24
10/26	Bears	S	3	22	7.3	13	0	4	23	5.8	25	0	W	24-10
11/01	at Dolphins	S	7	85	12.1	26	1	2	9	4.5	5	1	L	17-28
11/15	Seahawks	S	5	33	6.6	8	0	1	3	3.0	3	0	W	23-16
11/23	at Buccaneers	S	12	130	10.8	35	1	2	-4	-2.0	1	0	W	27-24
11/29	49ers	S	7	80	11.4	30	0	1	8	8.0	8	0	L	20-23
12/06	at Cardinals	S	10	85	8.5	18	0	0	0	0.0	0	0	W	38-28
12/10	Patriots	S	5	32	6.4	14	0	1	-1	-1.0	-1	0	W	24-3
12/20	Jets	S	6	56	9.3	16	1	1	40	40.0	40	0	L	20-23
12/27	at Seahawks	S	4	48	12.0	19	0	2	1	0.5	1	0	L	9-20
01/03	Cardinals	S	4	36	9.0	27	0	0	0	0.0	0	0	W	18-7
2020 TOTALS		16-16	90	936	10.4	56T	6	24	155	6.5	40	2	10-6	

2019 GAME-BY-GAME REGULAR-SEASON STATISTICS (RAMS)

DATE	OPPONENT	P/S	RECEIVING					RUSHING					W/L	SCORE
			NO.	YDS.	AVG.	LG	TD	NO.	YDS.	AVG.	LG	TD		
09/08	at Panthers	S	8	70	8.8	22	0	2	16	8.0	20	0	W	30-27
09/15	Saints	S	2	33	16.5	19	0	1	9	9.0	9	0	W	27-9
09/22	at Browns	S	3	40	13.3	18	0	2	18	9.0	17	0	W	20-13
09/29	Buccaneers	S	13	164	12.6	37	0	0	0	0.0	0	0	L	40-55
10/03	at Seahawks	S	5	48	9.6	17	0	0	0	0.0	0	0	L	29-30
10/13	49ers	S	0	0	0.0	0	0	2	16	8.0	8t	1	L	7-20
10/20	at Falcons	S	5	80	16.0	25	0	1	6	6.0	6	0	W	37-10
10/27	Bengals	S	2	36	18.0	31	0	4	6	1.5	6	0	W	24-10
11/10	at Steelers	S	7	95	13.6	24	0	0	0	0.0	0	0	L	12-17
11/17	Bears												W	17-7
11/25	Ravens	S	6	97	16.2	38	0	0	0	0.0	0	0	L	6-45
12/01	at Cardinals	S	13	172	13.2	48	0	0	0	0.0	0	0	W	34-7
12/08	Seahawks	S	7	98	14.0	20	1	2	29	14.5	16	0	W	28-12
12/15	at Cowboys	S	4	17	4.3	6	0	0	0	0.0	0	0	L	21-44
12/21	at 49ers	S	8	117	14.6	29	0	2	6	3.0	6	0	L	31-34
12/29	Cardinals	S	7	67	9.6	37	1	1	9	9.0	9	0	W	31-24
2019 TOTALS		15-15	90	1,134	12.6	48	2	17	115	6.8	20	1	9-7	

2018 GAME-BY-GAME REGULAR-SEASON STATISTICS (RAMS)

DATE	OPPONENT	P/S	RECEIVING					RUSHING					W/L	SCORE
			NO.	YDS.	AVG.	LG	TD	NO.	YDS.	AVG.	LG	TD		
09/10	at Raiders	S	3	37	12.3	20	0	1	6	6.0	6	0	W	33-13
09/16	Cardinals	S	6	81	13.5	21	0	0	0	0.0	0	0	W	34-0
09/23	Chargers	S	10	104	10.4	22	2	3	13	4.3	8	0	W	35-23
09/27	Vikings	S	5	101	20.2	36	1	0	0	0.0	0	0	W	38-31
10/07	at Seahawks	S	5	92	18.4	31	0	2	53	26.5	56	0	W	33-31
10/14	at Broncos	S	7	109	15.6	28	0	1	12	12.0	12	0	W	23-20
10/21	at 49ers	S	5	78	15.6	32	0	1	6	6.0	6	0	W	39-10
10/28	Packers	S	5	70	14.0	19	0	0	0	0.0	0	0	W	29-27
11/04	at Saints	S	5	71	14.2	19	0	2	4	2.0	2	0	L	35-45
11/11	Seahawks	S	4	89	22.3	35	0	3	17	5.7	14	0	W	36-31
11/19	Chiefs	S	4	72	18.0	36	1	0	0	0.0	0	0	W	54-51
12/02	at Lions	S	5	67	13.4	23	1	2	11	5.5	9	0	W	30-16
12/09	at Bears	S	7	61	8.7	29	0	0	0	0.0	0	0	L	6-15
12/16	Eagles	S	7	74	10.6	20	0	1	19	19.0	19	0	L	23-30
12/23	at Cardinals	S	6	89	14.8	39t	1	2	15	7.5	11	1	W	31-9
12/30	49ers	S	2	24	12.0	18	0	1	1	1.0	1	0	W	48-32
2018 TOTALS		16-16	86	1,219	14.2	39T	6	19	157	8.3	56	1	13-3	

2017 GAME-BY-GAME REGULAR-SEASON STATISTICS (RAMS)

DATE	OPPONENT	P/S	RECEIVING					RUSHING					W/L	SCORE
			NO.	YDS.	AVG.	LG	TD	NO.	YDS.	AVG.	LG	TD		
09/10	Colts	S	3	53	17.7	27	0	0	0	0.0	0	0	W	46-9
09/17	Redskins	S	1	8	8.0	8	0	0	0	0.0	0	0	L	20-27
09/21	at 49ers	S	6	108	18.0	31	0	0	0	0.0	0	0	W	41-39
10/01	at Cowboys	S	2	17	8.5	19	0	0	0	0.0	0	0	W	35-30
10/08	Seahawks	S	5	66	13.2	20	0	1	8	8.0	8	0	L	10-16
10/15	at Jaguars	S	5	70	14.0	22	0	0	0	0.0	0	0	W	27-17
10/22	Cardinals	S	5	59	11.8	17	0	1	4	4.0	4	0	W	33-0
11/05	at Giants	S	4	70	17.5	52t	2	0	0	0.0	0	0	W	51-17
11/12	Texans	P	8	171	21.4	94t	2	0	0	0.0	0	0	W	33-7
11/19	at Vikings	S	8	81	10.1	23	0	0	0	0.0	0	0	L	7-24
11/26	Saints												W	26-20
12/03	at Cardinals												W	32-16
12/10	Eagles												L	35-43
12/17	at Seahawks	S	6	45	7.5	14	1	0	0	0.0	0	0	W	42-7
12/24	at Titans	S	3	33	11.0	13	0	0	0	0.0	0	0	W	27-23
12/31	49ers												L	13-34
2017 TOTALS		12-11	56	781	13.9	94T	5	2	12	6.0	8	0	11-5	

2016 GAME-BY-GAME REGULAR-SEASON STATISTICS (BILLS)

DATE	OPPONENT	P/S	RECEIVING					RUSHING					W/L	SCORE
			NO.	YDS.	AVG.	LG	TD	NO.	YDS.	AVG.	LG	TD		
09/11	at Ravens	S	4	20	5.0	9	0	0	0	0.0	0	0	L	7-13
09/15	Jets	S	1	10	10.0	10	0	0	0	0.0	0	0	L	31-37
09/25	Cardinals	S	6	51	8.5	24	0	0	0	0.0	0	0	W	33-18
10/02	at Patriots	S	7	89	12.7	23	0	0	0	0.0	0	0	W	16-0
10/09	at Rams	S	2	26	13.0	17	0	0	0	0.0	0	0	W	30-19
10/16	49ers	S	5	44	8.8	18	1	1	6	6.0	6	0	W	45-16
10/23	at Dolphins						ON INACTIVE LIST					L	25-28	
10/30	Patriots	P	4	50	12.5	20	0	0	0	0.0	0	0	L	25-41
11/07	at Seahawks	S	10	162	16.2	29	0	0	0	0.0	0	0	L	25-31
11/20	at Bengals	S	3	41	13.7	24	0	0	0	0.0	0	0	W	16-12
11/27	Jaguars						INACTIVE					W	28-21	
12/04	at Raiders						INACTIVE					L	24-38	
12/11	Steelers	P	1	29	29.0	29	0	0	0	0.0	0	0	L	20-27
12/18	Browns	P	1	5	5.0	5	0	0	0	0.0	0	0	W	33-13
12/24	Dolphins	S	3	43	14.3	34	0	0	0	0.0	0	0	L	31-34+
01/01	at Jets	S	4	43	10.8	16	0	0	0	0.0	0	0	L	10-30
2016 TOTALS		13-10	51	613	12.0	34	1	1	6	6.0	6	0	7-9	

+ - Overtime

2015 GAME-BY-GAME REGULAR-SEASON STATISTICS (BILLS)

DATE	OPPONENT	P/S	RECEIVING					RUSHING					W/L	SCORE
			NO.	YDS.	AVG.	LG	TD	NO.	YDS.	AVG.	LG	TD		
09/13	Colts	P	2	27	13.5	15	0	0	0	0.0	0	0	W	27-14
09/20	Patriots	P	3	60	20.0	32t	1	0	0	0.0	0	0	L	32-40
09/27	at Dolphins	P	4	38	9.5	16	0	0	0	0.0	0	0	W	41-14
10/04	Giants	P	3	33	11.0	17	0	0	0	0.0	0	0	L	10-24
10/11	at Titans	S	1	6	6.0	6	0	0	0	0.0	0	0	W	14-13
10/18	Bengals	S	4	47	11.8	22	0	0	0	0.0	0	0	L	21-34
10/25	at Jaguars	S	9	84	9.3	16t	1	0	0	0.0	0	0	L	31-34
11/08	Dolphins	S	0	0	0.0	0	0	1	0	0.0	0	0	W	33-17
11/12	at Jets	S	3	19	6.3	10	0	0	0	0.0	0	0	W	22-17
11/23	at Patriots	S	4	44	11.0	18	0	0	0	0.0	0	0	L	13-20
11/29	at Chiefs	S	3	25	8.3	12	0	0	0	0.0	0	0	L	22-30
12/06	Texans	S	2	19	9.5	17	1	0	0	0.0	0	0	W	30-21
12/13	at Eagles	P	5	106	21.2	37	0	0	0	0.0	0	0	L	20-23
12/20	at Redskins	S	4	44	11.0	17	0	0	0	0.0	0	0	L	25-35
2015 TOTALS		14-9	47	552	11.7	37	3	1	0	0.0	0	0	6-8	

2014 GAME-BY-GAME REGULAR-SEASON STATISTICS (BILLS)

DATE	OPPONENT	P/S	RECEIVING					RUSHING					W/L	SCORE
			NO.	YDS.	AVG.	LG	TD	NO.	YDS.	AVG.	LG	TD		
09/07	at Bears	S	4	78	19.5	32	0	0	0	0.0	0	0	W	23-20+
09/14	Dolphins	S	1	5	5.0	5	0	0	0	0.0	0	0	W	29-10
09/21	Chargers	S	3	19	6.3	15	0	0	0	0.0	0	0	L	10-22
09/28	at Texans	S	3	17	5.7	13	0	0	0	0.0	0	0	L	17-23
10/05	at Lions	S	3	37	12.3	18	0	0	0	0.0	0	0	W	17-14
10/12	Patriots	S	7	78	11.1	35	1	0	0	0.0	0	0	L	22-37
10/19	Vikings	S	4	10	2.5	7	0	0	0	0.0	0	0	W	17-16
10/26	at Jets	S	3	50	16.7	25	1	0	0	0.0	0	0	W	43-23
11/09	Chiefs	S	6	52	8.7	20	0	0	0	0.0	0	0	L	13-17
11/13	at Dolphins	S	2	15	7.5	9	0	0	0	0.0	0	0	L	9-22
11/24	Jets	S	9	118	13.1	37	1	0	0	0.0	0	0	W	38-3
11/30	Browns	S	4	71	17.8	34	0	0	0	0.0	0	0	W	26-10
12/07	at Broncos	S	3	36	12.0	17	0	0	0	0.0	0	0	L	17-24
12/14	Packers	S	2	22	11.0	18	0	0	0	0.0	0	0	W	21-13
12/21	at Raiders	S	7	52	7.4	30t	1	0	0	0.0	0	0	L	24-26
12/28	at Patriots	P	4	39	9.8	20	1	0	0	0.0	0	0	W	17-9
2014 TOTALS		16-15	65	699	10.8	37	5	0	0	0.0	0	0	9-7	

+ - Overtime

2013 GAME-BY-GAME REGULAR-SEASON STATISTICS (BILLS)

DATE	OPPONENT	P/S	RECEIVING					RUSHING					W/L	SCORE
			NO.	YDS.	AVG.	LG	TD	NO.	YDS.	AVG.	LG	TD		
09/08	Patriots	S	1	18	18.0	18t	1	0	0	0.0	0	0	L	21-23
09/15	Panthers	S	4	68	17.0	28	0	1	3	3.0	3	0	W	24-23
09/22	at Jets	S	2	35	17.5	29	0	0	0	0.0	0	0	L	20-27
09/29	Ravens	S	4	80	20.0	42t	1	1	13	13.0	13	0	W	23-20
10/03	at Browns	S	5	64	12.8	24	0	0	0	0.0	0	0	L	24-37
10/13	Bengals	S	2	9	4.5	6	0	0	0	0.0	0	0	L	24-27+
10/20	at Dolphins	S	3	24	8.0	11	0	0	0	0.0	0	0	W	23-21
10/27	at Saints	S	1	7	7.0	7	0	0	0	0.0	0	0	L	17-35
11/03	Chiefs	S	4	44	11.0	18	0	0	0	0.0	0	0	L	13-23
11/10	at Steelers												L	10-23
11/17	Jets						INACTIVE						W	37-14
12/01	Falcons	S	2	39	19.5	33	0	0	0	0.0	0	0	L	31-34+
12/08	at Buccaneers	S	3	20	6.7	9	0	0	0	0.0	0	0	L	6-27
12/15	at Jaguars	S	5	82	16.4	20	1	0	0	0.0	0	0	W	27-20
12/22	Dolphins	S	3	70	23.3	57	0	0	0	0.0	0	0	W	19-0
12/29	at Patriots	S	1	27	27.0	27	0	0	0	0.0	0	0	L	20-34
2013 TOTALS		14-14	40	587	14.7	57	3	2	16	8.0	13	0	6-10	

+ - Overtime

2024 GAME-BY-GAME POSTSEASON STATISTICS (TEXANS)

DATE	OPPONENT	P/S	RECEIVING					RUSHING					W/L	SCORE
			NO.	YDS.	AVG.	LG	TD	NO.	YDS.	AVG.	LG	TD		
01/11	Chargers	P	2	22	11.0	13	0	0	0	0.0	0	0	W	32-12
01/18	at Chiefs	P	0	0	0.0	0	0	0	0	0.0	0	0	L	14-23
2024 TOTALS		2-0	2	22	11.0	13	0	0	0	0.0	0	0	1-1	

2023 GAME-BY-GAME POSTSEASON STATISTICS (TEXANS)

DATE	OPPONENT	P/S	RECEIVING					RUSHING					W/L	SCORE
			NO.	YDS.	AVG.	LG	TD	NO.	YDS.	AVG.	LG	TD		
01/13	Browns	P	1	11	11.0	11	0	0	0	0.0	0	0	W	45-14
01/20	at Ravens	S	1	6	6.0	6	0	0	0	0.0	0	0	L	10-34
2023 TOTALS		2-1	2	17	8.5	11	0	0	0	0.0	0	0	1-1	

2021 GAME-BY-GAME POSTSEASON STATISTICS (RAMS)

DATE	OPPONENT	P/S	RECEIVING					RUSHING					W/L	SCORE
			NO.	YDS.	AVG.	LG	TD	NO.	YDS.	AVG.	LG	TD		
01/17	Cardinals												W	34-11
01/23	at Buccaneers												W	30-27
01/30	49ers												W	20-17
02/13	at Bengals												W	23-20
2021 TOTALS		0-0	0	0	0.0	0	0	0	0	0.0	0	0	4-0	

2020 GAME-BY-GAME POSTSEASON STATISTICS (RAMS)

DATE	OPPONENT	P/S	RECEIVING					RUSHING					W/L	SCORE
			NO.	YDS.	AVG.	LG	TD	NO.	YDS.	AVG.	LG	TD		
01/09	at Seahawks	S	4	48	12.0	20	1	1	-3	-3.0	-3	0	W	30-20
01/16	at Packers	S	8	48	6.0	19	0	0	0	0.0	0	0	L	18-32
2020 TOTALS		2-2	12	96	8.0	20	1	1	-3	-3.0	-3	0	1-1	


2018 GAME-BY-GAME POSTSEASON STATISTICS (RAMS)

DATE	OPPONENT	P/S	RECEIVING					RUSHING					W/L	SCORE
			NO.	YDS.	AVG.	LG	TD	NO.	YDS.	AVG.	LG	TD		
01/12	Cowboys	S	6	69	11.5	18	0	1	9	9.0	9	0	W	30-22
01/20	at Saints	S	6	33	5.5	16	0	2	-3	-1.5	1	0	W	26-23+
02/03	Patriots	S	5	70	14.0	18	0	1	5	5.0	5	0	L	3-13
2018 TOTALS		3-3	17	172	10.1	18	0	4	11	2.8	9	0	2-1	

+ - Overtime

2017 GAME-BY-GAME POSTSEASON STATISTICS (RAMS)

DATE	OPPONENT	P/S	RECEIVING					RUSHING					W/L	SCORE
			NO.	YDS.	AVG.	LG	TD	NO.	YDS.	AVG.	LG	TD		
01/06	Falcons	S	9	142	15.8	38	0	0	0	0.0	0	0	L	13-26
2017 TOTALS		1-1	9	142	15.8	38	0	0	0	0.0	0	0	0-1	



LOGAN WOODSIDE

QB
HEIGHT: 6-1
WEIGHT: 210
BORN: January 27, 1995
COLLEGE: Toledo

NOW ACQUIRED: FA '25
NFL EXPERIENCE: 5th year
BIRTHPLACE: Frankfort, NY



PRO CAREER

- ✦ Has played in 13 career regular-season games (no starts) in four-year career for Cincinnati (2018, 2024), Tennessee (2020-21) and Atlanta (2022-23)
- ✦ Has completed four of seven passes for 34 yards and an interception, while rushing for 18 yards on 10 attempts
- ✦ Played for San Antonio Commanders of Alliance of American Football in 2019, and in seven games went 112-for-192 for 1,353 yards and seven TDs with seven interceptions
- ✦ Made NFL debut in Week 10 of 2020 (vs. Indianapolis)

2024 (BENGALS)

- ✦ Spent season on Cincinnati's practice squad
- ✦ Inactive as designated third QB for Games 14-15

2023 (FALCONS)

- ✦ Played in one regular-season game (no start)
- ✦ Inactive for 16 regular-season games
- ✦ Took 10 snaps in fourth quarter of regular-season finale on Jan. 7 at New Orleans, and completed three of four passes for 27 yards with an interception
- ✦ Also rushed one time for six yards

2022 (TITANS/FALCONS)

- ✦ Waived by Tennessee at final cuts, then signed to Titans' practice squad, where he spent first 12 games of season
- ✦ Signed to Atlanta's active roster on Dec. 10
- ✦ Saw action in one regular-season game for the Falcons, taking four snaps in season finale on Jan. 8 vs. Tampa Bay (no stats)
- ✦ Active/DNP in three games with Atlanta

2021 (TITANS)

- ✦ Played in five regular-season games for Tennessee as a reserve QB
- ✦ Active/DNP in 11 regular-season games
- ✦ Spent one regular-season game (Game 12) on Reserve/COVID-19 List
- ✦ Did not record any statistics

2020 (TITANS)

- ✦ Played in six regular-season games for Tennessee as a reserve QB
- ✦ Active/DNP in 10 regular-season games and one postseason contest
- ✦ Completed one of three passes for seven yards
- ✦ Rushed seven times for 10 yards
- ✦ Made NFL debut on Nov. 12 vs. Indianapolis, taking six snaps late in the fourth quarter
- ✦ Completed first career passing attempt on Nov. 22 at Baltimore, hitting WR Nick Westbrook-Ikhine for a seven-yard gain on a fake punt in the second quarter

2019 (TITANS)

- ✦ Did not play
- ✦ Spent season on Tennessee's Practice Squad/Injured List

2018 (BENGALS)

- ✦ Spent offseason and training camp with Cincinnati, before being waived at final cuts
- ✦ Spent first three weeks of regular season on Tennessee's Practice Squad
- ✦ Was not on an NFL active roster
- ✦ Selected by San Antonio Commanders in third round of the Alliance of American Football (AAF) Draft in November
- ✦ Played in seven games for San Antonio during the 2019 AAF season (played in spring), completing 112 of 192 passes (58.3 percent) for 1,353 yards and seven TDs with seven interceptions
- ✦ Also had 25 rushing attempts for 43 yards

TRANSACTIONS

- ✦ Signed one-year contract with Pittsburgh on Aug. 7, 2025
- ✦ Signed with Cincinnati on April 16, 2025
- ✦ Signed to the Bengals Practice Squad on Dec. 24, 2024
- ✦ Waived by Cincinnati on Dec. 23, 2024
- ✦ Signed to the Bengals Active/Inactive Roster on Dec. 14, 2024
- ✦ Signed to the Cincinnati Practice Squad on Aug. 28, 2024
- ✦ Waived by the Bengals on Aug. 27, 2024
- ✦ Signed with Cincinnati on April 23, 2024
- ✦ Signed to Atlanta Active/Inactive Roster on Dec. 10, 2022



- ✦ Signed to the Tennessee Practice Squad on Aug. 31, 2022
- ✦ Waived by Titans on Aug. 30, 2022
- ✦ Signed one-year contract with Tennessee on March 8, 2022
- ✦ Signed Reserve/Future contract with the Titans on Jan. 20, 2020
- ✦ Signed to the Tennessee Practice Squad on Sept. 1, 2019
- ✦ Waived by the Titans on Aug. 31, 2019
- ✦ Signed with Tennessee on Aug. 8, 2019
- ✦ Released from the Titans Practice Squad on Sept. 25, 2018
- ✦ Signed to the Tennessee Practice Squad on Sept. 3, 2018
- ✦ Waived by the Bengals on Sept. 1, 2018
- ✦ Signed a four-year contract with Cincinnati on May 11, 2018
- ✦ Drafted by the Bengals in the seventh round (249th overall) of the 2018 NFL Draft

PERSONAL

- ✦ Attended Frankfort County H.S. (Frankfort, Ky.), where he earned first-team all-state honors as a senior in 2012
- ✦ That year, he passed for 2,951 yards and a school-record 41 TDs, and led his team to a 12-1 record
- ✦ Also rushed for 428 yards and nine TDs, and contributed on defense with five INTs
- ✦ Graduated from Toledo in 2016 with a degree in marketing

COLLEGE

- ✦ Played five seasons Toledo (2013-17), where he played in 43 games (38 starts)
- ✦ Finished career with program records for passing yards (10,514), TD passes (93), passer rating (162.9) and 300-yard passing games (17)
- ✦ Steered Toledo to 29-9 record as a starter
- ✦ Also rushed for 88 yards and four TDs on 146 attempts
- ✦ Named Mid-American Conference Offensive Player of the Year and first-team All-MAC as a senior in 2017, when he led the conference in completion percentage (64.2), passing yards (3,882) and TD passes (28)
- ✦ First-team All-MAC choice as a junior in 2017, when he led the nation and set school single-season record with 45 TD passes

REGULAR SEASON COMPARISON: PASSING - TAMPA BAY BUCCANEERS

DATE	OPP	W/L	GP/GS	C	ATT	YDS.	AVG.	TD	LG	INT	SK	SKYD	RTG
1/8/23	ATL vs. TB	W	P	0	0	0	0.0	0	0	0	0	0	0.0
TOTALS		1/0	1/0	0	0	0	0	0	0	0	0	0	--

LOGAN WOODSIDE'S NFL REGULAR SEASON PASSING STATISTICS

DATE	TEAM	GP	GS	ATT.	CMP.	PCT.	YDS	AVG.	TD	INT.	LG	SK	LST	RATE
2017	Bengals	0	0	0	0	0.0	0	0.0	0	0	0	0	0	0.0
2019	Titans	0	0	0	0	0.0	0	0.0	0	0	0	0	0	0.0
2020	Titans	6	0	3	1	33.3	7	2.3	0	0	7	0	0	42.4
2021	Titans	5	0	0	0	0.0	0	0.0	0	0	0	0	0	0.0
2022	Titans	0	0	0	0	0.0	0	0.0	0	0	0	0	0	0.0
Went from Tennessee to Atlanta.														
2022	Falcons	1	0	0	0	0.0	0	0.0	0	0	0	0	0	0.0
2022	TOTAL	1	0	0	0	0.0	0	0.0	0	0	0	0	0	0.0
2023	Falcons	1	0	4	3	75.0	27	6.8	0	1	12	1	7	53.1
2024	Bengals	0	0	0	0	0.0	0	0.0	0	0	0	0	0	0.0
TOTALS		13	0	7	4	57.1	34	4.9	0	1	12	1	7	30.4

LOGAN WOODSIDE'S NFL POSTSEASON PASSING STATISTICS

DATE	TEAM	GP	GS	ATT.	CMP.	PCT.	YDS	AVG.	TD	INT.	LG	SK	LST	RATE
2019	Titans	0	0	0	0	0.0	0	0.0	0	0	0	0	0	0.0
2020	Titans	0	0	0	0	0.0	0	0.0	0	0	0	0	0	0.0
2021	Titans	0	0	0	0	0.0	0	0.0	0	0	0	0	0	0.0
TOTALS		0	0	0	0	0.0	0	0.0	0	0	0	0	0	0.0

LOGAN WOODSIDE'S NFL REGULAR SEASON RUSHING STATISTICS

DATE	TEAM	NO.	YDS.	AVG.	LG	TD
2017	Bengals	0	0	0.0	0	0
2019	Titans	0	0	0.0	0	0
2020	Titans	7	10	1.4	18	0
2021	Titans	6	-6	-1.0	0	0
2022	Titans	0	0	0.0	0	0
Went from Tennessee to Atlanta.						
2022	Falcons	0	0	0.0	0	0
2022	TOTAL	0	0	0.0	0	0
2023	Falcons	1	6	6.0	6	0
2024	Bengals	0	0	0.0	0	0
TOTALS		14	10	0.7	18	0

LOGAN WOODSIDE'S NFL POSTSEASON RUSHING STATISTICS

DATE	TEAM	NO.	YDS.	AVG.	LG	TD
2019	Titans	0	0	0.0	0	0
2020	Titans	0	0	0.0	0	0
2021	Titans	0	0	0.0	0	0
TOTALS		0	0	0.0	0	0



LOGAN WOODSIDE'S NFL REGULAR SEASON PASSING/RUSHING STATISTICS

DATE	TEAM	GP	GS	PASSING											RUSHING				
				ATT.	CMP.	PCT.	YDS	AVG.	TD	INT.	LG	SK	LST	RATE	NO.	YDS.	AVG.	LG	TD
2017	Bengals	0	0	0	0	0.0	0	0.0	0	0	0	0	0	0.0	0	0	0.0	0	0
2019	Titans	0	0	0	0	0.0	0	0.0	0	0	0	0	0	0.0	0	0	0.0	0	0
2020	Titans	6	0	3	1	33.3	7	2.3	0	0	7	0	0	42.4	7	10	1.4	18	0
2021	Titans	5	0	0	0	0.0	0	0.0	0	0	0	0	0	0.0	6	-6	-1.0	0	0
2022	Titans	0	0	0	0	0.0	0	0.0	0	0	0	0	0	0.0	0	0	0.0	0	0
Went from Tennessee to Atlanta.																			
2022	Falcons	1	0	0	0	0.0	0	0.0	0	0	0	0	0	0.0	0	0	0.0	0	0
2022	TOTAL	1	0	0	0	0.0	0	0.0	0	0	0	0	0	0.0	0	0	0.0	0	0
2023	Falcons	1	0	4	3	75.0	27	6.8	0	1	12	1	7	53.1	1	6	6.0	6	0
2024	Bengals	0	0	0	0	0.0	0	0.0	0	0	0	0	0	0.0	0	0	0.0	0	0
TOTALS		13	0	7	4	57.1	34	4.9	0	1	12	1	7	30.4	14	10	0.7	18	0

LOGAN WOODSIDE'S NFL POSTSEASON PASSING/RUSHING STATISTICS

DATE	TEAM	GP	GS	PASSING											RUSHING				
				ATT.	CMP.	PCT.	YDS	AVG.	TD	INT.	LG	SK	LST	RATE	NO.	YDS.	AVG.	LG	TD
2019	Titans	0	0	0	0	0.0	0	0.0	0	0	0	0	0	0.0	0	0	0.0	0	0
2020	Titans	0	0	0	0	0.0	0	0.0	0	0	0	0	0	0.0	0	0	0.0	0	0
2021	Titans	0	0	0	0	0.0	0	0.0	0	0	0	0	0	0.0	0	0	0.0	0	0
TOTALS		0	0	0	0	0.0	0	0.0	0	0	0	0	0	0.0	0	0	0.0	0	0

SINGLE-GAME HIGHS: QUARTERBACK

Pass Attempts	4 at New Orleans Saints, Jan 07, 2024 2 at Green Bay Packers, Dec 27, 2020	Rush Attempts	3 vs. Jacksonville Jaguars, Dec 12, 2021 3 vs. Detroit Lions, Dec 20, 2020
Pass Completions	3 at New Orleans Saints, Jan 07, 2024 1 at Baltimore Ravens, Nov 22, 2020	Rushing Yards	18 at Jacksonville Jaguars, Dec 13, 2020 6 at New Orleans Saints, Jan 07, 2024
Yards Passing	27 at New Orleans Saints, Jan 07, 2024 7 at Baltimore Ravens, Nov 22, 2020	Longest Runs	18 at Jacksonville Jaguars, Dec 13, 2020 6 at New Orleans Saints, Jan 07, 2024
Long Passes	12 at New Orleans Saints, Jan 07, 2024 10 at New Orleans Saints, Jan 07, 2024		

2024 GAME-BY-GAME REGULAR-SEASON STATISTICS (BENGALS)

DATE	OPPONENT	P/S	PASSING											RUSHING				W/L	SCORE	
			ATT	CMP	YDS	PCT	Y/A	Y/C	TD	INT	LG	SK/YD	RATE	ATT	YDS	LG	TD			
09/08	Patriots																		L	10-16
09/15	at Chiefs																		L	25-26
09/23	Commanders																		L	33-38
09/29	at Panthers																		W	34-24
10/06	Ravens																		L	38-41+
10/13	at Giants																		W	17-7
10/20	at Browns																		W	21-14
10/27	Eagles																		L	17-37
11/03	Raiders																		W	41-24
11/07	at Ravens																		L	34-35
11/17	at Chargers																		L	27-34
12/01	Steelers																		L	38-44
12/09	at Cowboys																		W	27-20
12/15	at Titans																		W	37-27
12/22	Browns																		W	24-6
12/28	Broncos																		W	30-24+
01/04	at Steelers																		W	19-17
2024 TOTALS		0-0	0	0	0	0.0	0.0	0.0	0.0	0	0	0	0	0	0	0	0	0	0	9-8

+ - Overtime

2023 GAME-BY-GAME REGULAR-SEASON STATISTICS (FALCONS)

DATE	OPPONENT	P/S	PASSING											RUSHING				W/L	SCORE	
			ATT	CMP	YDS	PCT	Y/A	Y/C	TD	INT	LG	SK/YD	RATE	ATT	YDS	LG	TD			
09/10	Panthers																		W	24-10
09/17	Packers																		W	25-24
09/24	at Lions																		L	6-20
10/01	at Jaguars																		L	7-23
10/08	Texans																		W	21-19
10/15	Commanders																		L	16-24
10/22	at Buccaneers																		W	16-13
10/29	at Titans																		L	23-28
11/05	Vikings																		L	28-31
11/12	at Cardinals																		L	23-25
11/26	Saints																		W	24-15
12/03	at Jets																		W	13-8
12/10	Buccaneers																		L	25-29
12/17	at Panthers																		L	7-9
12/24	Colts																		W	29-10
12/31	at Bears																		L	17-37
01/07	at Saints	P	4	3	27	75.0	6.8	9.0	0	1	12	1/7	53.1	1	6	6	0	L	17-48	
2023 TOTALS		1-0	4	3	27	75.0	6.8	9.0	0	1	12	1/7	53.1	1	6	6	0	7-10		



2018 GAME-BY-GAME REGULAR-SEASON STATISTICS (BENGALS)

DATE	OPPONENT	P/S	PASSING											RUSHING				W/L	SCORE					
			ATT	CMP	YDS	PCT	Y/A	Y/C	TD	INT	LG	SK/YD	RATE	ATT	YDS	LG	TD							
09/09	at Colts																						W	34-23
09/13	Ravens																						W	34-23
09/23	at Panthers																						L	21-31
09/30	at Falcons																						W	37-36
10/07	Dolphins																						W	27-17
10/14	Steelers																						L	21-28
10/21	at Chiefs																						L	10-45
10/28	Buccaneers																						W	37-34
11/11	Saints																						L	14-51
11/18	at Ravens																						L	21-24
11/25	Browns																						L	20-35
12/02	Broncos																						L	10-24
12/09	at Chargers																						L	21-26
12/16	Raiders																						W	30-16
12/23	at Browns																						L	18-26
12/30	at Steelers																						L	13-16
2018 TOTALS		0-0	0	0	0	0.0	0.0	0.0	0.0	0	0	0	0/0	0.0	0	0	0	0	0	0	0	0	6-10	

2017 GAME-BY-GAME REGULAR-SEASON STATISTICS (BENGALS)

DATE	OPPONENT	P/S	PASSING											RUSHING				W/L	SCORE					
			ATT	CMP	YDS	PCT	Y/A	Y/C	TD	INT	LG	SK/YD	RATE	ATT	YDS	LG	TD							
10/29	Colts																						W	24-23
2017 TOTALS		0-0	0	0	0	0.0	0.0	0.0	0	0	0	0/0	0.0	0	0	0	0	0	0	0	0	1-0		

2021 GAME-BY-GAME POSTSEASON STATISTICS (TITANS)

DATE	OPPONENT	P/S	PASSING											RUSHING				W/L	SCORE					
			ATT	CMP	YDS	PCT	Y/A	Y/C	TD	INT	LG	SK/YD	RATE	ATT	YDS	LG	TD							
01/22	Bengals																						L	16-19
2021 TOTALS		0-0	0	0	0	0.0	0.0	0.0	0	0	0	0/0	0.0	0	0	0	0	0	0	0	0	0-1		

2020 GAME-BY-GAME POSTSEASON STATISTICS (TITANS)

DATE	OPPONENT	P/S	PASSING											RUSHING				W/L	SCORE					
			ATT	CMP	YDS	PCT	Y/A	Y/C	TD	INT	LG	SK/YD	RATE	ATT	YDS	LG	TD							
01/10	Ravens																						L	13-20
2020 TOTALS		0-0	0	0	0	0.0	0.0	0.0	0	0	0	0/0	0.0	0	0	0	0	0	0	0	0	0-1		

2019 GAME-BY-GAME POSTSEASON STATISTICS (TITANS)

DATE	OPPONENT	P/S	PASSING											RUSHING				W/L	SCORE					
			ATT	CMP	YDS	PCT	Y/A	Y/C	TD	INT	LG	SK/YD	RATE	ATT	YDS	LG	TD							
01/04	at Patriots																						W	20-13
01/11	at Ravens																						W	28-12
01/19	at Chiefs																						L	24-35
2019 TOTALS		0-0	0	0	0	0.0	0.0	0.0	0	0	0	0/0	0.0	0	0	0	0	0	0	0	0	2-1		



POS.	PLAYER	TKL.	AST.	TOTAL	TFL	SACKS/YDS.	PR	FR	FF	INT./YDS.	PD
LB	Patrick Queen	65	64	129	6	1.0/4.0	5	1	2	0/0	7
S	DeShon Elliott	73	35	108	5	0.0/0.0	2	3	2	1/0	6
S	Minkah Fitzpatrick	62	34	96	1	0.0/0.0	0	0	1	1/25	4
LB	Payton Wilson	47	25	72	3	0.0/0.0	2	2	1	1/0	2
DT	Cameron Heyward	35	36	71	12	8.0/62.0	20	0	0	0/0	11
CB	Joey Porter Jr.	53	17	70	2	0.0/0.0	0	0	0	1/16	7
LB	T.J. Watt	40	21	61	19	11.5/79.5	27	2	6	0/0	4
LB	Elandon Roberts	24	22	46	5	1.0/9.0	4	0	1	0/0	0
LB	Alex Highsmith	28	17	45	9	6.0/40.0	13	0	1	0/0	2
DT	Larry Ogunjobi	16	25	41	5	1.5/11.0	7	0	0	0/0	0
CB	Beanie Bishop Jr.	25	14	39	2	0.5/3.0	1	1	0	4/46	7
CB	Donte Jackson	28	10	38	2	0.0/0.0	0	1	0	5/88	8
DT	Keanu Benton	16	19	35	2	1.0/11.0	8	1	0	1/11	6
S	Damontae Kazee	22	9	31	0	0.0/0.0	0	0	0	1/5	2
LB	Nick Herbig	13	9	22	5	5.5/41.5	11	1	4	0/0	0
CB	Cory Trice Jr.	15	6	21	1	0.0/0.0	0	0	0	1/0	2
DT	Isaiah Loudermilk	10	8	18	0	0.0/0.0	0	0	0	0/0	1
CB	Cameron Sutton	7	8	15	0	0.0/0.0	0	0	0	0/0	3
DT	Montravius Adams Sr.	9	5	14	2	1.0/9.0	1	0	0	0/0	0
LB	Preston Smith	6	7	13	3	2.0/5.0	2	1	0	0/0	0
CB	James Pierre	8	4	12	0	0.0/0.0	0	0	0	1/18	3
S	Terrell Edmunds	4	1	5	0	0.0/0.0	0	0	0	0/0	0
DL	Dean Lowry	1	4	5	0	1.0/0.0	1	0	0	0/0	1
LB	Jeremiah Moon	1	1	2	0	0.0/0.0	0	0	0	0/0	0
DE	DeMarvin Leal	0	2	2	0	0.0/0.0	1	0	0	0/0	0
LB	Eku Leota	1	0	1	0	0.0/0.0	0	0	0	0/0	0
LB	Mark Robinson	1	0	1	0	0.0/0.0	0	0	0	0/0	0
LB	Ade Ogundeji	0	0	0	0	0.0/0.0	0	0	0	0/0	1
STEELERS TOTALS		610	403	1,013	84	40.0/275.0	105	13	18	17/209	77
OPP. TOTALS		649	489	1,138	99	49.0/343.0	118	10	13	6/88	54

Ast.=Assist, TFL=Tackle for a Loss, PR=Pressures, Int.=Interception, FR=Fumble Recovery, FF=Forced Fumble, PD=Pass Defense

2024 STEELERS SPECIAL TEAMS				DEFENSIVE STATS BY RANK										
POS.	PLAYER	TKL.	AST.	COMB.	SACKS		INTERCEPTIONS		TACKLES FOR LOSS		PASSES DEFENSED		PRESSURES	
					PLAYER	NO.	PLAYER	NO.	PLAYER	NO.	PLAYER	NO.	PLAYER	NO.
S	Killebrew, Miles	8	5	13	T. Watt	11.5	D. Jackson	5	T. Watt	19	C. Heyward	11	T. Watt	27
CB	Pierre, James	9	2	11	C. Heyward	8.0	B. Bishop Jr.	4	C. Heyward	12	D. Jackson	8	C. Heyward	20
TE	Heyward, Connor	6	2	8	A. Highsmith	6.0	K. Benton	1	A. Highsmith	9	B. Bishop Jr.	7	A. Highsmith	13
LB	Moon, Jeremiah	4	3	7	N. Herbig	5.5	D. Elliott	1	P. Queen	6	J. Porter Jr.	7	N. Herbig	11
WR	Skowronek, Ben	4	3	7	P. Smith	2.0	M. Fitzpatrick	1	D. Elliott	5	P. Queen	7	K. Benton	8
CB	Bishop Jr., Beanie	5	1	6	L. Ogunjobi	1.5	D. Kazee	1	N. Herbig	5	K. Benton	6	L. Ogunjobi	7
LB	Wilson, Payton	2	4	6	M. Adams Sr.	1.0	J. Pierre	1	L. Ogunjobi	5	D. Elliott	6	P. Queen	5
LB	Robinson, Mark	5	0	5	K. Benton	1.0	J. Porter Jr.	1	E. Roberts	5	M. Fitzpatrick	4	E. Roberts	4
LB	Matakevich, Tyler	4	0	4	J. Porter Jr.	1.0	C. Trice Jr.	1	P. Smith	3	T. Watt	4	D. Elliott	2
DE	Leal, DeMarvin	2	0	2	D. Lowry	1.0	C. Trice Jr.	1	P. Wilson	3	J. Pierre	3	P. Smith	2
S	Edmunds, Terrell	1	1	2	P. Queen	1.0	P. Wilson	1	M. Adams Sr.	2	C. Sutton	3	P. Wilson	2
LS	Kuntz, Christian	1	1	2	E. Roberts	1.0			K. Benton	2	A. Highsmith	2	M. Adams Sr.	2
RB	Ward, Jonathan	1	1	2	B. Bishop Jr.	0.5			B. Bishop Jr.	2	D. Kazee	2	B. Bishop Jr.	1
WR	Miller, Scotty	1	0	1					D. Jackson	2	C. Trice Jr.	2	D. Leal	1
TE	Pruitt, MyCole	1	0	1					J. Porter Jr.	2	P. Wilson	2	D. Lowry	1
TE	Williams, Rodney	1	0	1					M. Fitzpatrick	1	I. Loudermilk	1		
									C. Trice Jr.	1	D. Lowry	1		
	TOTALS	55	23	78					A. Ogundeji	1				

PLAYER	TACKLES	SOLO	ASSISTS	FOR FUMBLES	FUMBLE REC	BLKD FG	BLKD PAT	BLKD PUNT
Miles Killebrew	13	8	5	0	0	0	0	0
James Pierre	11	9	2	2	0	0	0	0
Connor Heyward	8	6	2	0	1	0	0	0
Jeremiah Moon	7	4	3	0	0	0	0	1
Ben Skowronek	7	4	3	0	2	0	0	0
Beanie Bishop Jr.	6	5	1	0	0	0	0	0
Payton Wilson	6	2	4	0	0	0	0	0
Mark Robinson	5	5	0	2	0	0	0	0
Tyler Matakevich	4	4	0	0	0	0	0	0
DeMarvin Leaf	2	2	0	0	0	0	0	0
Terrell Edmunds	2	1	1	0	0	0	0	0
Christian Kuntz	2	1	1	0	0	0	0	0
Jonathan Ward	2	1	1	0	0	0	0	0
Scotty Miller	1	1	0	0	0	0	0	0
MyCole Pruitt	1	1	0	0	0	0	0	0
Rodney Williams	1	1	0	0	0	0	0	0
Nick Herbig	0	0	0	0	1	0	0	0
Isaiah Loudermilk	0	0	0	0	0	1	0	0
Dean Lowry	0	0	0	0	0	1	0	0
2024 TOTALS	78	55	23	4	4	2	0	1

OFFENSE														
DATE	OPPONENT	WR	LT	LG	C	RG	RT	TE	RB	QB	WR	WR	TE	TE
9/8	at Atlanta	V. Jefferson	D. Moore Jr.	S. Anderson	<u>Z. Frazier</u>	J. Daniels	B. Jones	D. Washington	N. Harris	J. Fields	G. Pickens	--	M. Pruitt	--
9/15	at Denver	V. Jefferson	D. Moore Jr.	S. Anderson	<u>Z. Frazier</u>	J. Daniels	T. Fautanu	M. Pruitt	N. Harris	J. Fields	G. Pickens	--	C. Heyward	--
9/22	L.A. Chargers	V. Jefferson	D. Moore Jr.	S. Anderson	<u>Z. Frazier</u>	J. Daniels	B. Jones	P. Freiermuth	N. Harris	J. Fields	G. Pickens	C. Patterson	--	--
9/29	at Indianapolis	D. Moore Jr.	M. McCormick	<u>Z. Frazier</u>	J. Daniels	B. Jones	P. Freiermuth	N. Harris	J. Fields	G. Pickens	--	D. Washington	C. Heyward	--
10/6	Dallas	V. Jefferson	D. Moore Jr.	I. Seumalo	<u>Z. Frazier</u>	M. McCormick	B. Jones	P. Freiermuth	N. Harris	J. Fields	G. Pickens	C. Austin III	--	--
10/13	at Las Vegas	V. Jefferson	D. Moore Jr.	I. Seumalo	<u>Z. Frazier</u>	M. McCormick	B. Jones	P. Freiermuth	N. Harris	J. Fields	G. Pickens	--	D. Washington	--
10/20	N.Y. Jets	V. Jefferson	D. Moore Jr.	I. Seumalo	R. McCollum	M. McCormick	B. Jones	P. Freiermuth	N. Harris	R. Wilson	--	--	D. Washington	C. Heyward
10/28	N.Y. Giants	V. Jefferson	D. Moore Jr.	I. Seumalo	R. McCollum	M. McCormick	B. Jones	P. Freiermuth	N. Harris	R. Wilson	G. Pickens	C. Austin III	--	--
11/10	at Washington	V. Jefferson	D. Moore Jr.	I. Seumalo	<u>Z. Frazier</u>	M. McCormick	B. Jones	D. Washington	N. Harris	R. Wilson	G. Pickens	C. Austin III	--	--
11/17	Baltimore	V. Jefferson	D. Moore Jr.	I. Seumalo	<u>Z. Frazier</u>	M. McCormick	B. Jones	D. Washington	N. Harris	R. Wilson	G. Pickens	--	S. Anderson	--
11/21	at Cleveland	V. Jefferson	D. Moore Jr.	I. Seumalo	<u>Z. Frazier</u>	M. McCormick	B. Jones	M. Pruitt	N. Harris	R. Wilson	B. Skowronek	--	C. Heyward	--
12/1	at Cincinnati	M. Williams	D. Moore Jr.	I. Seumalo	<u>Z. Frazier</u>	M. McCormick	B. Jones	P. Freiermuth	N. Harris	R. Wilson	G. Pickens	C. Austin III	--	--
12/8	Cleveland	C. Austin III	D. Moore Jr.	I. Seumalo	<u>Z. Frazier</u>	M. McCormick	B. Jones	P. Freiermuth	N. Harris	R. Wilson	--	--	D. Washington	M. Pruitt
12/15	at Philadelphia	V. Jefferson	D. Moore Jr.	I. Seumalo	<u>Z. Frazier</u>	M. McCormick	B. Jones	D. Washington	N. Harris	R. Wilson	--	--	C. Heyward	--
12/21	at Baltimore	S. Miller	D. Moore Jr.	I. Seumalo	<u>Z. Frazier</u>	M. McCormick	B. Jones	P. Freiermuth	N. Harris	R. Wilson	--	C. Austin III	M. Pruitt	D. Washington
12/25	Kansas City	M. Williams	D. Moore Jr.	I. Seumalo	<u>Z. Frazier</u>	M. McCormick	B. Jones	P. Freiermuth	N. Harris	R. Wilson	G. Pickens	C. Austin III	--	--
1/4	Cincinnati	V. Jefferson	D. Moore Jr.	I. Seumalo	<u>Z. Frazier</u>	M. McCormick	B. Jones	P. Freiermuth	N. Harris	R. Wilson	G. Pickens	C. Austin III	--	--

DEFENSE														
DATE	OPPONENT	DE	DT	NT	LOLB	LILB	RILB	ROLB	LCB	FS	SS	RCB	NCB	LB
9/8	at Atlanta	L. Ogunjobi	C. Heyward	K. Benton	T. Watt	P. Queen	E. Roberts	A. Highsmith	D. Jackson	M. Fitzpatrick	D. Elliott	J. Porter Jr.	--	--
9/15	at Denver	L. Ogunjobi	C. Heyward	K. Benton	T. Watt	P. Queen	E. Roberts	A. Highsmith	D. Jackson	M. Fitzpatrick	D. Elliott	J. Porter Jr.	--	--
9/22	L.A. Chargers	L. Ogunjobi	C. Heyward	K. Benton	T. Watt	P. Queen	E. Roberts	A. Highsmith	D. Jackson	M. Fitzpatrick	D. Elliott	J. Porter Jr.	--	--
9/29	at Indianapolis	L. Ogunjobi	C. Heyward	--	T. Watt	P. Queen	--	N. Herbig	D. Jackson	M. Fitzpatrick	D. Elliott	J. Porter Jr.	B. Bishop Jr.	--
10/6	Dallas	L. Ogunjobi	C. Heyward	K. Benton	T. Watt	P. Queen	E. Roberts	N. Herbig	D. Jackson	M. Fitzpatrick	D. Elliott	J. Porter Jr.	--	--
10/13	at Las Vegas	L. Ogunjobi	C. Heyward	K. Benton	T. Watt	P. Queen	E. Roberts	J. Moon	D. Jackson	M. Fitzpatrick	D. Elliott	J. Porter Jr.	--	--
10/20	N.Y. Jets	L. Ogunjobi	C. Heyward	--	T. Watt	P. Queen	P. Wilson	A. Highsmith	D. Jackson	M. Fitzpatrick	D. Elliott	J. Porter Jr.	B. Bishop Jr.	--
10/28	N.Y. Giants	L. Ogunjobi	C. Heyward	--	T. Watt	P. Queen	P. Wilson	A. Highsmith	D. Jackson	M. Fitzpatrick	D. Elliott	J. Porter Jr.	B. Bishop Jr.	--
11/10	at Washington	L. Ogunjobi	C. Heyward	K. Benton	T. Watt	P. Queen	P. Wilson	A. Highsmith	D. Jackson	M. Fitzpatrick	D. Elliott	J. Porter Jr.	B. Bishop Jr.	--
11/17	Baltimore	--	C. Heyward	K. Benton	T. Watt	P. Queen	E. Roberts	N. Herbig	D. Jackson	M. Fitzpatrick	D. Elliott	J. Porter Jr.	B. Bishop Jr.	--
11/21	at Cleveland	L. Ogunjobi	C. Heyward	K. Benton	T. Watt	P. Queen	E. Roberts	N. Herbig	D. Jackson	M. Fitzpatrick	C. Sutton	J. Porter Jr.	--	--
12/1	at Cincinnati	L. Ogunjobi	C. Heyward	K. Benton	T. Watt	P. Queen	E. Roberts	N. Herbig	D. Jackson	M. Fitzpatrick	D. Elliott	J. Porter Jr.	--	--
12/8	Cleveland	L. Ogunjobi	C. Heyward	K. Benton	T. Watt	P. Queen	E. Roberts	A. Highsmith	D. Jackson	M. Fitzpatrick	D. Elliott	J. Porter Jr.	--	--
12/15	at Philadelphia	D. Lowry	C. Heyward	K. Benton	T. Watt	P. Queen	E. Roberts	A. Highsmith	D. Jackson	M. Fitzpatrick	D. Kazee	J. Porter Jr.	--	--
12/21	at Baltimore	--	C. Heyward	K. Benton	T. Watt	P. Queen	E. Roberts	A. Highsmith	J. Pierre	M. Fitzpatrick	--	J. Porter Jr.	B. Bishop Jr.	P. Wilson
12/25	Kansas City	--	C. Heyward	K. Benton	T. Watt	P. Queen	E. Roberts	A. Highsmith	D. Jackson	M. Fitzpatrick	D. Elliott	J. Pierre	C. Sutton	--
1/4	Cincinnati	L. Ogunjobi	C. Heyward	K. Benton	T. Watt	P. Queen	E. Roberts	A. Highsmith	C. Trice Jr.	M. Fitzpatrick	D. Elliott	J. Porter Jr.	--	--

Rookies underlined.

INDIVIDUAL SINGLE-GAME HIGHS		OPPONENT		DATE
RUSHING				
Rushing Yards	114	Najee Harris	vs. Giants	10/28
Rushing Attempts	21	Najee Harris	vs. Commanders	11/10
		Najee Harris	vs. Jets	10/20
Rushing Average	7.6	Najee Harris	at Raiders	10/13
Rushing Touchdowns	2	Justin Fields	at Raiders	10/13
		Justin Fields	at Colts	09/29
RECEIVING				
Pass Receptions	8	Pat Freiermuth	vs. Bengals	01/04
		George Pickens	vs. Ravens	11/17
Receiving Yards	113	George Pickens	at Colts	09/29
Touchdown Receptions	1	Pat Freiermuth	vs. Bengals	01/04
		Cordarrelle Patterson	at Ravens	12/21
		MyCole Pruitt	at Ravens	12/21
		Pat Freiermuth	at Eagles	12/15
		Pat Freiermuth	vs. Browns	12/08
		Van Jefferson	vs. Browns	12/08
		Calvin Austin III	at Bengals	12/01
		Pat Freiermuth	at Bengals	12/01
		George Pickens	at Bengals	12/01
		Calvin Austin III	at Browns	11/21
		Pat Freiermuth	at Commanders	11/10
		George Pickens	at Commanders	11/10
		Mike Williams	at Commanders	11/10
		Calvin Austin III	vs. Giants	10/28
		Van Jefferson	vs. Jets	10/20
		George Pickens	vs. Jets	10/20
		Pat Freiermuth	vs. Cowboys	10/06
		...1 more.		
PASSING				
Passes Attempted	38	Russell Wilson	at Bengals	12/01
Passes Completed	29	Russell Wilson	at Bengals	12/01
Completion Percentage	78.1	Justin Fields	vs. Chargers	09/22
Passing Yards	414	Russell Wilson	at Bengals	12/01
Yards Per Attempt	10.9	Russell Wilson	at Bengals	12/01
Touchdown Passes	3	Russell Wilson	at Bengals	12/01
		Russell Wilson	at Commanders	11/10
Interceptions Thrown	1	Russell Wilson	vs. Chiefs	12/25
		Russell Wilson	at Ravens	12/21
		Russell Wilson	at Bengals	12/01
		Russell Wilson	vs. Ravens	11/17
		Russell Wilson	at Commanders	11/10
		Justin Fields	vs. Chargers	09/22
PUNT RETURNS				
Punt Returns	5	Calvin Austin III	at Broncos	09/15
Punt Return Yards	73	Calvin Austin III	vs. Giants	10/28
KICKOFF RETURNS				
Kickoff Returns	4	Aaron Shampklin	vs. Cowboys	10/06
Kickoff Return Yards	101	Aaron Shampklin	vs. Cowboys	10/06
PUNTS				
Punts	8	Corliss Waitman	at Broncos	09/15
Punts Inside the 20	3	Corliss Waitman	at Ravens	12/21
		Corliss Waitman	at Commanders	11/10
		Corliss Waitman	vs. Jets	10/20
Punting Average	56.5	Corliss Waitman	vs. Ravens	11/17
INTERCEPTIONS				
Interceptions Made	2	Beanie Bishop Jr.	vs. Jets	10/20
INT Return Yards	49	Donte Jackson	at Falcons	09/08
TACKLES				
Tackles	13	DeShon Elliott	vs. Browns	12/08
		Patrick Queen	at Raiders	10/13
Sacks	2.0	T. J. Watt	at Eagles	12/15
		Cameron Heyward	vs. Browns	12/08
		T. J. Watt	at Bengals	12/01
		Cameron Heyward	at Commanders	11/10
		Alex Highsmith	vs. Giants	10/28
		T. J. Watt	vs. Jets	10/20
		Nick Herbig	vs. Chargers	09/22
SCORING				
Touchdowns	2	Justin Fields	at Raiders	10/13
		Justin Fields	at Colts	09/29
Field Goals Attempted	6	Chris Boswell	vs. Ravens	11/17
		Chris Boswell	at Falcons	09/08
Field Goals Made	6	Chris Boswell	vs. Ravens	11/17
		Chris Boswell	at Falcons	09/08
MISC. YARDS				
Yards From Scrimmage	131	Najee Harris	vs. Giants	10/28
Combined Net Yards	151	Jaylen Warren	at Commanders	11/10
LONGEST PLAYS		OPPONENT		DATE
RUSHING				
Run From Scrimmage	36	Najee Harris	at Raiders	10/13
Touchdown Run	36	Najee Harris	at Raiders	10/13
RECEIVING				
Pass Reception	55	Calvin Austin III	vs. Chargers	09/22
Touchdown Reception	55	Calvin Austin III	vs. Chargers	09/22
PASSING				
Passing Long	55	Justin Fields	vs. Chargers	09/22
Touchdown Pass Long	55	Justin Fields	vs. Chargers	09/22
RETURNS				
Longest Own Fumble Return	1	Preston Smith	at Bengals	12/01
Longest Opponent's Fumble Return	22	Payton Wilson	at Bengals	12/01

Punt Return	73	Calvin Austin III	vs. Giants	10/28
Kickoff Return	35	Jaylen Warren	at Commanders	11/10
Interception Return	49	Donte Jackson	at Falcons	09/08
KICKING				
Punt	71	Corliss Waitman	vs. Ravens	11/17
Field Goal	57	Chris Boswell	vs. Ravens	11/17
		Chris Boswell	at Falcons	09/08
Field Goal Attempt	62	Chris Boswell	vs. Chargers	09/22

OPPONENT SINGLE-GAME HIGHS

			OPPONENT	DATE
RUSHING				
Rushing Yards	162	Derrick Henry	at Ravens	12/21
Rushing Attempts	24	Derrick Henry	at Ravens	12/21
Rushing Average	7.3	Tyrone Tracy Jr.	vs. Giants	10/28
Rushing Touchdowns	2	Nick Chubb	at Browns	11/21
		Austin Ekeler	at Commanders	11/10
RECEIVING				
Pass Receptions	11	DeVonta Smith	at Eagles	12/15
Receiving Yards	113	Terry McLaurin	at Commanders	11/10
		Michael Pittman Jr.	at Colts	09/29
Touchdown Receptions	1	Ja'Marr Chase	vs. Bengals	01/04
		Travis Kelce	vs. Chiefs	12/25
		Justin Watson	vs. Chiefs	12/25
		Xavier Worthy	vs. Chiefs	12/25
		Mark Andrews	at Ravens	12/21
		Rashod Bateman	at Ravens	12/21
		Isaiah Likely	at Ravens	12/21
		A.J. Brown	at Eagles	12/15
		DeVonta Smith	at Eagles	12/15
		Jerry Jeudy	vs. Browns	12/08
		David Njoku	vs. Browns	12/08
		Ja'Marr Chase	at Bengals	12/01
		Tee Higgins	at Bengals	12/01
		Andre Iosivas	at Bengals	12/01
		Zay Flowers	vs. Ravens	11/17
		Tyler Conklin	vs. Jets	10/20
		Kristian Wilkerson	at Raiders	10/13
		...3 more.		

PASSING

Passes Attempted	46	Joe Burrow	vs. Bengals	01/04
Passes Completed	37	Joe Burrow	vs. Bengals	01/04
Completion Percentage	80.4	Joe Burrow	vs. Bengals	01/04
Passing Yards	352	Dak Prescott	vs. Cowboys	10/06
Yards Per Attempt	9.1	Jalen Hurts	at Eagles	12/15
Touchdown Passes	3	Patrick Mahomes	vs. Chiefs	12/25
		Lamar Jackson	at Ravens	12/21
		Joe Burrow	at Bengals	12/01
Interceptions Thrown	2	Jameis Winston	vs. Browns	12/08
		Aaron Rodgers	vs. Jets	10/20
		Dak Prescott	vs. Cowboys	10/06
		Bo Nix	at Broncos	09/15
		Kirk Cousins	at Falcons	09/08

PUNT RETURNS

Punt Returns	4	Kadarius Toney	vs. Browns	12/08
Punt Return Yards	44	Kadarius Toney	vs. Browns	12/08

KICKOFF RETURNS

Kickoff Returns	5	Jermaine Burton	at Bengals	12/01
Kickoff Return Yards	146	Jermaine Burton	at Bengals	12/01

PUNTS

Punts	7	JK Scott	vs. Chargers	09/22
Punts Inside the 20	3	Corey Bojorquez	vs. Browns	12/08
		JK Scott	vs. Chargers	09/22
		Riley Dixon	at Broncos	09/15
Punting Average	56.7	AJ Cole	at Raiders	10/13

INTERCEPTIONS

Interceptions Made	1	Justin Reid	vs. Chiefs	12/25
		Marlon Humphrey	at Ravens	12/21
		Cam Taylor-Britt	at Bengals	12/01
		Marlon Humphrey	vs. Ravens	11/17
		Jeremy Chinn	at Commanders	11/10
		Bud Dupree	vs. Chargers	09/22
INT Return Yards	51	Cam Taylor-Britt	at Bengals	12/01

TACKLES

Tackles	14	Bobby Okereke	vs. Giants	10/28
Sacks	3.5	Trey Hendrickson	vs. Bengals	01/04

SCORING

Touchdowns	2	Nick Chubb	at Browns	11/21
		Austin Ekeler	at Commanders	11/10
Field Goals Attempted	4	Cade York	vs. Bengals	01/04
		Greg Joseph	vs. Giants	10/28
Field Goals Made	4	Cade York	vs. Bengals	01/04
		Greg Joseph	vs. Giants	10/28

MISC. YARDS

Yards From Scrimmage	189	Derrick Henry	at Ravens	12/21
Combined Net Yards	189	Derrick Henry	at Ravens	12/21

OPPONENTS LONGEST PLAYS

			OPPONENT	DATE
RUSHING				
Run From Scrimmage	45	Tyrone Tracy Jr.	vs. Giants	10/28
Touchdown Run	45	Tyrone Tracy Jr.	vs. Giants	10/28
RECEIVING				
Pass Reception	57	Breece Hall	vs. Jets	10/20
Touchdown Reception	35	Jerry Jeudy	vs. Browns	12/08

**PASSING**

Passing Long	57	Aaron Rodgers	vs. Jets	10/20
Touchdown Pass Long	35	Jameis Winston	vs. Browns	12/08

RETURNS

Longest Opponent's Fumble Return	3	Chris Lammons	at Colts	09/29
Punt Return	28	Avery Williams	at Falcons	09/08
Kickoff Return	56	Jerome Ford	vs. Browns	12/08
Interception Return	51	Cam Taylor-Britt	at Bengals	12/01
Longest INT Return for TD	51	Cam Taylor-Britt	at Bengals	12/01

KICKING

Punt	74	Tress Way	at Commanders	11/10
Field Goal	55	Brandon Aubrey	vs. Cowboys	10/06
Field Goal Attempt	55	Brandon Aubrey	vs. Cowboys	10/06

2024 REGULAR SEASON BIG YARDAGE GAMES

100-YARD PASS RECEIVERS							
DATE	OPPONENT	PLAYER	REC.	YDS.	AVG.	LG	TD
9/29	at Colts	George Pickens	7	113	16.1	38	0
10/20	vs. Jets	George Pickens	5	111	22.2	44	1
100-YARD RUSHERS							
DATE	OPPONENT	PLAYER	ATT.	YDS.	AVG.	LG	TD
10/13	at Raiders	Najee Harris	14	106	7.6	36T	1
10/20	vs. Jets	Najee Harris	21	102	4.9	34	1
10/28	vs. Giants	Najee Harris	19	114	6.0	26	0
300-YARD PASSERS							
DATE	OPPONENT	PLAYER	ATT.	YDS.	COMP.	LG	TD
9/29	at Colts	Justin Fields	34	312	22	38	1
12/1	at Bengals	Russell Wilson	38	414	29	43	3

2024 OPPONENTS BIG YARDAGE GAMES

100-YARD PASS RECEIVERS							
DATE	OPPONENT	PLAYER	REC.	YDS.	AVG.	LG	TD
9/29	at Colts	Michael Pittman Jr.	6	113	18.8	32	0
10/20	vs. Jets	Breece Hall	6	103	17.2	57	0
10/28	vs. Giants	Darius Slayton	4	108	27.0	43	0
11/10	at Commanders	Terry McLaurin	5	113	22.6	54	0
12/15	at Eagles	A.J. Brown	8	110	13.8	21	1
12/15	at Eagles	DeVonta Smith	11	109	9.9	22	1
12/21	at Ravens	Zay Flowers	5	100	20.0	49	0
100-YARD RUSHERS							
DATE	OPPONENT	PLAYER	ATT.	YDS.	AVG.	LG	TD
10/28	vs. Giants	Tyrone Tracy Jr.	20	145	7.3	45T	1
12/21	at Ravens	Derrick Henry	24	162	6.8	44	0
300-YARD PASSERS							
DATE	OPPONENT	PLAYER	ATT.	YDS.	COMP.	LG	TD
10/6	vs. Cowboys	Dak Prescott	42	352	29	48	2
12/1	at Bengals	Joe Burrow	38	309	28	49	3
12/25	vs. Chiefs	Patrick Mahomes	38	320	29	49	3

DATE	OPPONENT	QTR	STEELERS PLAYER	YDS.	DOWN	RESULT	QTR	OPP. PLAYER	YDS.	DOWN	RESULT
09/08	at Atlanta	1	Justin Fields	12	3-7-PIT 33	Field Goal	1	Tyler Allgeier	13	1-5-PIT 36	Field Goal
		4	Najee Harris	20	2-3-PIT 29	Downs	3	Bijan Robinson	10	4-1-PIT 42	Fumble
							4	Bijan Robinson	13	1-10-ATL 40	Interception
09/15	at Denver	1	Justin Fields	16	1-10-PIT 40	Touchdown	2	Tyler Badie	16	2-6-DEN 24	Downs
		1	Jaylen Warren	11	2-7-DEN 29	Touchdown	2	Bo Nix	13	2-5-DEN 45	Downs
		2	Najee Harris	11	1-10-PIT 40	Punt					
		4	Jaylen Warren	11	3-15-PIT 9	Punt					
09/22	L.A. Chargers	4	Najee Harris	10	2-7-PIT 33	Touchdown	1	J.K. Dobbins	13	2-5-PIT 41	Touchdown
		4	Cordarrelle Patterson	14	3-8-PIT 34	End Game					
		4	Patterson	11	1-10-PIT 48	End Game					
		4	Najee Harris	12	2-6-LAC 37	End Game					
		4	Cordarrelle Patterson	21	2-7-LAC 22	End Game					
09/29	at Indianapolis	2	Cordarrelle Patterson	12	2-6-PIT 8	Fumble	1	Jonathan Taylor	14	1-10-PIT 38	Touchdown
		2	Patterson	11	1-10-PIT 34	Fumble	1	Anthony Richardson Sr.	14	1-10-PIT 46	Touchdown
		2	Cordarrelle Patterson	10	2-1-IND 25	Fumble	1	Richardson Sr.	13	1-10-PIT 19	Touchdown
		2	Patterson	11	2-13-IND 42	Field Goal	2	Jonathan Taylor	10	2-8-PIT 27	Field Goal
		4	Cordarrelle Patterson	12	1-10-PIT 17	Downs	4	Adonai Mitchell	21	1-10-IND 45	Field Goal
			Justin Fields					Jonathan Taylor			
10/06	Dallas		NONE				1	Rico Dowdle	12	2-3-PIT 27	Fumble
							3	Rico Dowdle	13	1-10-DAL 34	Touchdown
							4	Rico Dowdle	13	3-6-DAL 18	Interception
10/13	at Las Vegas	1	Najee Harris	13	1-10-PIT 40	Field Goal	4	Ameer Abdullah	10	2-11-PIT 11	Fumble
		1	Justin Fields	14	2-10-PIT 26	Field Goal					
		2	Najee Harris	15	1-10-LV 46	Field Goal					
		2	Justin Fields	18	2-15-PIT 36	Punt					
		3	Najee Harris	26	2-10-PIT 20	Touchdown					
		3	Najee Harris	36T	2-5-LV 36	Touchdown					
10/20	N.Y. Jets	4	Justin Fields	10	2-12-PIT 19	Punt					
		1	Najee Harris	18	1-10-PIT 49	Field Goal	1	Breece Hall	13T	1-10-PIT 13	Touchdown
		3	Jaylen Warren	10	1-10-NYJ 13	Field Goal	3	Breece Hall	12	1-10-NYJ 43	Missed FG
		4	Najee Harris	34	1-10-50	Touchdown	4	Isaiah Davis	13	1-10-NYJ 30	End Game
10/28	N.Y. Giants	4	Najee Harris	10T	4-2-NYJ 10	Touchdown					
		1	Najee Harris	10	3-1-NYG 49	Field Goal	1	Tyrone Tracy Jr.	10	2-8-NYG 36	Field Goal
		1	Najee Harris	10	1-10-NYG 39	Field Goal	1	Tyrone Tracy Jr.	26	2-10-NYG 30	Punt
		1	Jaylen Warren	17	1-10-NYG 29	Field Goal	4	Tyrone Tracy Jr.	45T	1-10-PIT 45	Touchdown
		1	Najee Harris	26	1-10-NYG 34	Field Goal	4	Tyrone Tracy Jr.	17	1-10-50	Field Goal
		2	Najee Harris	14	2-10-PIT 30	Field Goal					
11/10	at Washington	1	Jaylen Warren	12	2-10-WAS 43	Touchdown	2	Austin Ekeler	10	1-10-PIT 36	Field Goal
		3	Najee Harris	11	1-10-PIT 25	Touchdown					
		4	Jaylen Warren	10	3-2-WAS 21	Fumble					
11/17	Baltimore	1	Najee Harris	11	2-6-BAL 27	Field Goal	1	Lamar Jackson	15	2-10-PIT 46	Missed FG
		2	Najee Harris	11	1-10-BAL 47	Field Goal	2	Derrick Henry	31	1-10-BAL 47	Touchdown
		4	Najee Harris	13	1-10-BAL 18	Interception	4	Lamar Jackson	25	1-10-BAL 20	Interception
								NONE			
11/21	at Cleveland	1	Jaylen Warren	15	2-11-PIT 20	Missed FG					
		1	Najee Harris	11	1-15-PIT 14	Downs					
		3	Russell Wilson	10	2-11-CLE 32	Field Goal					
		4	Justin Fields	30	2-6-PIT 35	Touchdown					
12/01	at Cincinnati	1	Cordarrelle Patterson	12	1-10-CIN 37	Touchdown	1	Chase Brown	13	1-10-CIN 46	Touchdown
		2	Najee Harris	10T	1-10-CIN 10	Touchdown	1	Chase Brown	40	1-10-PIT 41	Touchdown
		3	Najee Harris	20	2-2-PIT 28	Touchdown	2	Khalil Herbert	14	2-3-CIN 37	Touchdown
12/08	Cleveland	1	Najee Harris	20	1-10-CLE 36	Field Goal	2	Jameis Winston	11	1-10-CLE 30	Missed FG
		2	Jaylen Warren	12	1-10-PIT 34	Field Goal	3	Nick Chubb	19	2-7-CLE 45	Punt
		3	Jaylen Warren	14	1-10-CLE 46	Touchdown	4	Jameis Winston	10	1-10-CLE 31	Touchdown
12/15	at Philadelphia		NONE				1	Saquon Barkley	22	2-3-PIT 27	Touchdown
							3	Jalen Hurts	23	1-10-50	Touchdown
12/21	at Baltimore	2	Najee Harris	11	2-4-BAL 38	Fumble	1	Derrick Henry	14	2-4-BAL 36	Punt
		2	Russell Wilson	19	2-6-BAL 23	Fumble	1	Derrick Henry	11	1-10-PIT 41	Touchdown
		4	Jaylen Warren	11	1-10-PIT 30	Punt	1	Derrick Henry	13	1-10-PIT 30	Touchdown
							2	Justice Hill	25	2-5-BAL 30	Touchdown
							2	Derrick Henry	12	1-10-PIT 47	Field Goal
							3	Derrick Henry	11	1-10-BAL 8	Punt
12/25	Kansas City	1	Najee Harris	10	2-8-PIT 25	Punt	1	Patrick Mahomes	12	2-6-PIT 25	Touchdown
		1	Jaylen Warren	22	1-10-KC 36	Interception					
		2	Jaylen Warren	11	1-10-KC 33	Touchdown					
		2	Russell Wilson	12	3-7-PIT 23	Punt					
		2	Jaylen Warren	12	3-8-PIT 22	End Half					
01/04	Cincinnati	3	Russell Wilson	15	3-9-PIT 41	Field Goal					
		4	Russell Wilson	14	3-4-KC 46	Downs					
		4	Najee Harris	13	1-10-PIT 37	End Game					
		4	Najee Harris	20	1-10-50	End Game					

TOTALS 64 - 929 (14.5), 3 TDS 43 - 722 (16.8), 2 TDS

DATE	OPPONENT	RUSHES				RECEPTIONS				RETURNS			
		GAIN	PLAYER	QTR	RESULT	GAIN	PLAYER	QTR	RESULT	GAIN	PLAYER	QTR	RESULT
09/08	at Atlanta	12	Justin Fields	1	FG	33	George Pickens	2	FG				
		20	Najee Harris	4	Downs	40	George Pickens	3	FG	49	Donte Jackson (INT)	4	INT
09/15	at Denver	16	Justin Fields	1'	TD								
		11	Jaylen Warren	1'	TD								
		11	Najee Harris	2	Punt								
		11	Jaylen Warren	4	Punt								
09/22	L.A. Chargers	10	Najee Harris	4	TD	20	Scotty Miller	2	TD				
		14	Cordarrelle Patterson	4'	Game	27	George Pickens	2	Miss FG				
		11	Najee Harris	4'	Game	25	Calvin Austin III	3	FG				
		12	Cordarrelle Patterson	4'	Game	55t	Calvin Austin III	4	TD				
		21	Najee Harris	4	Game								
09/29	at Indianapolis	12	Cordarrelle Patterson	2'	Fumble	20	Darnell Washington	2	Fumble	30	Calvin Austin III (PR)	3	Punt
		11	Cordarrelle Patterson	2'	Fumble	29	Pat Freiermuth	2	FG				
		10	Cordarrelle Patterson	2'	Fumble	38	George Pickens	3	TD				
		11	Justin Fields	2	FG	32	Najee Harris	4	TD				
		12	Justin Fields	4	Downs	37	George Pickens	4	TD				
10/06	Dallas					20	Najee Harris	3	Punt	32	Aaron Shampklin (KR)	4	Punt
						21	George Pickens	4	TD				
10/13	at Las Vegas	13	Najee Harris	1	FG	20	Calvin Austin III	2	Punt				
		14	Justin Fields	1'	FG	31	George Pickens	4	FG				
		15	Najee Harris	2'	FG								
		18	Justin Fields	2	Punt								
		26	Najee Harris	3'	TD								
		36t	Najee Harris	3'	TD								
		10	Justin Fields	4	Punt								
10/20	N.Y. Jets	18	Najee Harris	1	FG	44	George Pickens	2	FG	41	Beanie Bishop Jr. (INT)	3	INT
		10	Jaylen Warren	3	FG	30	Pat Freiermuth	2	Punt				
		34	Najee Harris	4	TD	37	George Pickens	3'	FG				
		10t	Najee Harris	4	TD	21	Pat Freiermuth	3'	FG				
						36	Calvin Austin III	4	TD				
10/28	N.Y. Giants	10	Najee Harris	1'	FG	29	Darnell Washington	1	FG	73t	Calvin Austin III (PR)	3	Punt
		17	Najee Harris	1'	FG	36	Van Jefferson	3'	TD				
		10	Jaylen Warren	1'	FG	29t	Calvin Austin III	4'	TD				
		26	Najee Harris	1	FG	43	George Pickens	4	FG				
		14	Najee Harris	2	FG								
		18	Jaylen Warren	2	Punt								
11/10	at Washington	12	Jaylen Warren	1	TD	26	Jaylen Warren	3'	TD	35	Jaylen Warren (KR)	2	Punt
		11	Najee Harris	3	TD	34	George Pickens	3'	TD				
		10	Jaylen Warren	4	Fumble	24	George Pickens	4	Fumble				
						32t	Mike Williams	4	TD				
11/17	Baltimore	11	Najee Harris	1	FG	20	Najee Harris	2	FG				
		11	Najee Harris	2	FG	37	George Pickens	3	FG				
		13	Najee Harris	4	INT	25	Darnell Washington	4	INT				
11/21	at Cleveland	15	Jaylen Warren	1	Miss FG	22	Pat Freiermuth	1	Miss FG				
		11	Najee Harris	1	Downs	31	George Pickens	1	Downs				
		10	Russell Wilson	3	FG	46	Calvin Austin III	2	FG				
		30	Justin Fields	4	TD	35	Van Jefferson	3	FG				
						23t	Calvin Austin III	4	TD				
12/01	at Cincinnati	12	Cordarrelle Patterson	1	TD	25	Najee Harris	1	TD				
		10t	Najee Harris	2	TD	21	George Pickens	1'	TD				
		20	Najee Harris	3	TD	23t	Calvin Austin III	2'	TD				
						20	Cordarrelle Patterson	2	TD				
						29	Jaylen Warren	2	FG				
						36	George Pickens	3	Miss FG				
						23	Ben Skowronek	3'	TD				
						25t	Pat Freiermuth	3'	TD				
						43	Van Jefferson	4	FG				
12/08	Cleveland	20	Najee Harris	1	FG	21	Pat Freiermuth	3	TD				
		12	Jaylen Warren	2	FG	22	Mike Williams	3'	TD				
		14	Jaylen Warren	3	TD	20t	Pat Freiermuth	3'	TD				
						21	Scotty Miller	4	Fumble				
12/15	at Philadelphia					31	Calvin Austin III	3	Fumble	33	Cordarrelle Patterson (KR)	1	Punt
										32	Cordarrelle Patterson (KR)	1	Punt
12/21	at Baltimore	11	Najee Harris	2'	Fumble	21	Van Jefferson	1	TD	34	Jaylen Warren (KR)	3	Downs
		19	Russell Wilson	2'	Fumble	44	Calvin Austin III	3	TD				
		11	Jaylen Warren	4	Punt								
12/25	Kansas City	10	Najee Harris	1	Punt	41	George Pickens	1	INT				
		22	Jaylen Warren	1	INT	21	Jaylen Warren	3	FG				
		11	Jaylen Warren	2	TD								
		12	Russell Wilson	2	Punt								
		12	Jaylen Warren	2	Half								
		15	Russell Wilson	3	FG								
		14	Russell Wilson	4	Downs								
		13	Najee Harris	4'	Game								
		20	Najee Harris	4	Game								
01/04	Cincinnati	10	Najee Harris	1'	TD	25	Mike Williams	1	TD	31	Jaylen Warren (KR)	4	TD
		11	Najee Harris	2'	TD								
		12	Russell Wilson	4	TD								

* - result within the same drive



DATE	OPPONENT	RUSHES				RECEPTIONS				RETURNS			
		GAIN	PLAYER	QTR	RESULT	GAIN	PLAYER	QTR	RESULT	GAIN	PLAYER	QTR	RESULT
09/08	at Atlanta	13	Tyler Algeier	1	FG	20	Ray-Ray McCloud III	2	TD				
		10	Bijan Robinson	3	Fumble								
		13	Bijan Robinson	4	INT								
09/15	at Denver	16	Tyler Badie	2	Downs	26	Courtland Sutton	3	INT				
		13	Bo Nix	2	Downs	49	Josh Reynolds	3	INT				
						22	Josh Reynolds	4	FG				
						27	LilJordan Humphrey	4	FG				
09/22	L.A. Chargers	13	J.K. Dobbins	1	TD	27	Quentin Johnston	1	TD				
09/29	at Indianapolis	14	Jonathan Taylor	1	TD	32	Michael Pittman Jr.	1	TD				
		14	Anthony Richardson Sr.	1	TD	28	Michael Pittman Jr.	1	TD				
		13	Jonathan Taylor	1	TD	22	Michael Pittman Jr.	2	Punt				
		21	Adonai Mitchell	2	FG	25	Josh Downs	3	TD				
		10	Jonathan Taylor	4	FG								
10/06	Dallas	12	Rico Dowdle	1	Fumble	27	CeeDee Lamb	1	Fumble	38	KaVontae Turpin (KR)	1	FG
		13	Rico Dowdle	3	TD	27	Jake Ferguson	2	FG				
		13	Rico Dowdle	4	INT	48	Jalen Tolbert	2	INT				
						34	KaVontae Turpin	3	Blocked FG, Downs				
						22	Rico Dowdle	4	TD				
10/13	at Las Vegas	10	Ameer Abdullah	4	Fumble	30	DJ Turner	3	Fumble	31	Ameer Abdullah (KR)	2	Punt
10/20	N.Y. Jets	13	Breece Hall	1	TD	57	Breece Hall	2	TD				
		13	Breece Hall	3	Miss FG	20	Allen Lazard	2	INT				
		12	Isaiah Davis	4	Game	27	Garrett Wilson	4	Downs				
10/28	N.Y. Giants	10	Tyrone Tracy Jr.	1	FG	43	Darius Slayton	1	FG	47	Ihmir Smith-Marsette (KR)	4	TD
		26	Tyrone Tracy Jr.	3	Punt	36	Darius Slayton	2	FG				
		45	Tyrone Tracy Jr.	4	TD	25	Theo Johnson	4	INT				
		17	Tyrone Tracy Jr.	4	FG								
11/10	at Washington	10	Austin Ekeler	2	FG	23	Luke McCaffrey	2	TD	39	Austin Ekeler (KR)	3	Punt
						54	Terry McLaurin	3	TD				Downs
						28	Terry McLaurin	3	Punt				
						42	Isaiah Likely	1	Miss FG				
11/17	Baltimore	15	Lamar Jackson	1	Miss FG	24	Isaiah Likely	1	Miss FG	30	Justice Hill (KR)	1	Punt
		31	Derrick Henry	2	TD	23	Zay Flowers	2	Punt				
		25	Lamar Jackson	4	INT	22	Justice Hill	4	TD				
						29	Cedric Tillman	3	Fumble				
11/21	at Cleveland					29	Blake Whiteheart	3	TD				
						24	Jerry Jeudy	4	INT				
						26							
12/01	at Cincinnati	13	Chase Brown	1	TD	31	Tee Higgins	3	FG	51	Cam Taylor-Britt (INT)	1	INT
		40	Chase Brown	1	TD	20	Mike Gesicki	3	FG	38	Jermaine Burton (KR)	2	Fumble
		14	Khalil Herbert	2	TD	20	Chase Brown	4	TD	34	Jermaine Burton (KR)	4	TD
						49	Ja'Marr Chase	4	TD				
12/08	Cleveland	11	Jameis Winston	2	Miss FG	20	Elijah Moore	1	TD	56	Jerome Ford (KR)	3	Miss FG
		19	Nick Chubb	3	Punt	35	Jerry Jeudy	1	TD				
		10	Jameis Winston	4	TD								
12/15	at Philadelphia	22	Saquon Barkley	1	TD	22	Grant Calcaterra	1	FG	31	Kenneth Gainwell (KR)	2	Punt
		23	Jalen Hurts	3	TD	21	DeVonta Smith	1	FG	32	Kenneth Gainwell (KR)	2	Half
						20	A.J. Brown	1	TD				
						20	DeVonta Smith	3	FG				
						21	A.J. Brown	4	Game				
12/21	at Baltimore					22	DeVonta Smith	4	Game				
		14	Derrick Henry	1	Punt	49	Zay Flowers	4	FG	37	Marlon Humphrey (INT)	4	INT
		11	Derrick Henry	1	TD								
		13	Derrick Henry	1	TD								
		25	Justice Hill	2	TD								
		12	Derrick Henry	2	FG								
		11	Derrick Henry	3	Punt								
		44	Derrick Henry	4	INT								
13	Derrick Henry	4	FG										
12/25	Kansas City	12	Patrick Mahomes	1	TD	49	Justin Watson	1	TD	31	Nikko Remigio (KR)	3	FG
						21	Xavier Worthy	3	FG				
						20	Travis Kelce	4	TD				
01/04	Cincinnati								39	Isaiah Williams (KR)	2	Downs	
									43	Isaiah Williams (KR)	4	Punt	

* - result within the same drive

DATE	OPPONENT	QTR	RETURN	STEELERS PLAYER	YDS.	DOWN	RESULT	QTR	RETURN	OPP. PLAYER	YDS.	DOWN	RESULT
09/08	at Atlanta	2	Punt	Calvin Austin III	13	PIT 22	Punt	3	Punt	Avery Williams	28	ATL 49	Fumble
		3	Punt	Calvin Austin III	12	PIT 32	Field Goal						
		4	Punt	Calvin Austin III	16	PIT 38	Punt						
		4	INT	Donte Jackson	49	ATL 18	Field Goal						
09/15	at Denver	1	Punt	Calvin Austin III	14	PIT 24	Punt			NONE			
		3	Punt	Calvin Austin III	11	PIT 19	Punt						
09/22	L.A. Chargers	1	Punt	Calvin Austin III	13	PIT 24				NONE			
09/29	at Indianapolis	3	Punt	Calvin Austin III	30	IND 33	Fumble			NONE			
10/06	Dallas	4	KO	Aaron Champkin	32	DAL 14	Interception	1	KO	KaVontae Turpin	38	DAL 35	Field Goal
10/13	at Las Vegas	4	FUM	DeShon Elliott	10	PIT 11	Punt	2	KO	Ameer Abdullah	31	PIT 20	Punt
		4	INT	Donte Jackson	24	LV 7	Touchdown						
10/20	N.Y. Jets	3	INT	Beanie Bishop Jr.	41	NYJ 1	Touchdown			NONE			
10/28	N.Y. Giants	3	Punt	Calvin Austin III	73T	PIT 35	Punt	4	KO	Ihmir Smith-Marsette	47	NYG 35	Field Goal
11/10	at Washington	2	KO	Jaylen Warren	35	WAS 6	Touchdown	1	KO	Austin Ekeler	39	50	Punt
		4	Punt	Calvin Austin III	17	WAS 46	Touchdown	4	KO	Austin Ekeler	30	PIT 42	End Game
11/17	Baltimore			NONE				1	KO	Justice Hill	30	PIT 20	Punt
11/21	at Cleveland			NONE						NONE			
12/01	at Cincinnati	4	FUM	Payton Wilson	21T	PIT 35	Touchdown	1	INT	Cam Taylor-Britt	51T	CIN 35	Touchdown
								2	KO	Jermaine Burton	38	PIT 39	Field Goal
12/08	Cleveland	1	Punt	Calvin Austin III	11	CLE 36	Field Goal	1	Punt	Kadarius Toney	14	CLE 17	Punt
								2	Punt	Kadarius Toney	11	CLE 38	Punt
								2	KO	Kadarius Toney	19	CLE 47	Interception
								3	KO	Jerome Ford	56	PIT 33	Touchdown
12/15	at Philadelphia	1	KO	Cordarrelle Patterson	33	PHI 30	Field Goal	2	Punt	Cooper DeJean	23	PIT 45	Touchdown
		1	KO	Cordarrelle Patterson	32	PHI 21	Fumble	2	KO	Kenneth Gainwell	31	PHI 45	Field Goal
								3	KO	Kenneth Gainwell	32	PIT 35	Field Goal
12/21	at Baltimore	4	KO	Jaylen Warren	34	BAL 45	Interception	1	Punt	Desmond King II	16	PIT 41	Touchdown
		4	INT	Minkah Fitzpatrick	25	PIT 33	Interception	4	INT	Marlon Humphrey	37T	BAL 35	Punt
12/25	Kansas City	1	Punt	Calvin Austin III	14	PIT 28	Touchdown	1	Punt	Nikko Remigio	25	PIT 42	Touchdown
01/04	Cincinnati	4	KO	Jaylen Warren	31	PIT 35	Punt	2	KO	Isaiah Williams	39	PIT 38	Punt
								3	Punt	Isaiah Williams	18	CIN 36	Field Goal
								4	KO	Isaiah Williams	43	PIT 24	Downs
TOTALS		23	- 591 (25.7), 2 TDS					24	- 761 (31.7), 2 TDS				



WEEK 17: STEELERS 10, CHIEFS 29													DECEMBER 25, 2024												
STEELERS													CHIEFS												
#	RECD	LOST	POSS	OBTAINED	BEGAN	PLAYS	YDS	PEN	NET	1ST	ENDED	GIVEN UP	#	RECD	LOST	POSS	OBTAINED	BEGAN	PLAYS	YDS	PEN	NET	1ST	ENDED	GIVEN UP
1	15:00	13:15	1:45	Kickoff	PIT 30	3	-3	0	-3	0	PIT 27	Punt	1	13:15	09:19	3:56	Punt	PIT 42	8	42	0	42	3	PIT 7	Touchdown
2	09:19	06:33	2:46	Kickoff	PIT 23	5	4	0	4	1	PIT 27	Punt	2	06:33	04:00	2:33	Punt	KC 21	7	79	0	79	3	PIT 11	Touchdown
3	04:00	02:09	1:51	Kickoff	PIT 23	4	69	-10	59	2	KC 18	Interception	3	02:09	00:36	1:33	Interception	KC 20	3	8	0	8	0	KC 28	Punt
4	00:36	10:28	5:08	Punt	PIT 28	11	72	0	72	6	KC 1	Touchdown	4	10:28	06:06	4:22	Kickoff	KC 31	7	39	-10	29	2	PIT 40	Punt
5	06:06	01:04	5:02	Punt	PIT 20	9	25	5	30	2		Punt	5	01:04	00:31	0:33	Punt	KC 21	3	7	0	7	0	KC 28	Punt
6	00:31	00:00	0:31	Punt	PIT 20	3	14	0	14	1	PIT 22	End Half	6	15:00	12:21	2:39	Kickoff	KC 33	8	54	0	54	3	PIT 13	Field Goal
7	12:21	05:45	6:36	Kickoff	PIT 30	12	47	5	52	3	KC 18	Field Goal	7	05:45	14:56	5:49	Kickoff	KC 23	11	92	-15	77	6	PIT 2	Touchdown
8	14:56	14:02	0:54	Kickoff	PIT 30	3	5	0	5	0	PIT 25	Fumble	8	14:02	12:38	1:24	Fumble	PIT 34	4	34	0	34	2	PIT 12	Touchdown
9	12:38	09:58	2:40	Kickoff	PIT 30	9	38	5	43	2	KC 42	Downs	9	09:58	06:32	3:26	Downs	KC 27	5	25	-10	15	1	KC 42	Punt
10	06:32	05:54	0:38	Punt	PIT 14	3	8	0	8	0	PIT 22	Punt	10	05:54	03:31	2:23	Punt	KC 29	3	9	0	9	0	KC 38	Punt
11	03:31	00:00	3:31	Punt	PIT 7	12	85	-5	80	6	KC 8	End Game													

WEEK 18: STEELERS 17, BENGALS 19													JANUARY 4, 2025												
STEELERS													BENGALS												
#	RECD	LOST	POSS	OBTAINED	BEGAN	PLAYS	YDS	PEN	NET	1ST	ENDED	GIVEN UP	#	RECD	LOST	POSS	OBTAINED	BEGAN	PLAYS	YDS	PEN	NET	1ST	ENDED	GIVEN UP
1	09:49	07:47	2:02	Kickoff	PIT 40	3	-6	0	-6	0	PIT 34	Punt	1	15:00	09:49	5:11	Kickoff	CIN 27	9	73	0	73	4	PIT 12	Touchdown
2	01:24	09:54	6:30	Kickoff	PIT 27	13	63	10	73	7	CIN 1	Touchdown	2	07:47	01:24	6:23	Punt	CIN 33	11	37	0	37	3	PIT 30	Field Goal
3	06:33	05:32	1:01	Downs	PIT 38	3	7	0	7	0	PIT 45	Punt	3	09:54	06:33	3:21	Kickoff	CIN 44	6	14	5	19	1	PIT 37	Downs
4	01:10	00:48	0:22	Interception	PIT 17	6	20	0	20	1	PIT 37	Downs	4	05:32	02:46	2:46	Punt	CIN 16	3	8	-5	3	0	CIN 19	Punt
5	00:16	00:00	0:16	Kickoff	PIT 30	1	-9	0	-9	0	PIT 30	End Half	5	02:46	01:10	1:36	Fumble	PIT 33	4	12	-5	7	1	PIT 26	Interception
6	15:00	13:24	1:36	Kickoff	PIT 30	3	2	0	2	0	PIT 32	Punt	6	00:48	00:16	0:32	Downs	PIT 37	7	28	0	28	2	PIT 9	Field Goal
7	06:56	04:33	2:23	Kickoff	PIT 30	5	14	0	14	1	PIT 44	Punt	7	13:24	06:56	6:28	Punt	CIN 36	11	47	0	47	4	PIT 17	Field Goal
8	11:02	08:07	2:55	Kickoff	PIT 35	9	65	0	65	5	CIN 19	Touchdown	8	04:33	11:02	8:31	Punt	CIN 13	15	82	0	82	5	PIT 5	Field Goal
9	05:54	05:14	0:40	Punt	PIT 11	3	9	0	9	0	PIT 20	Punt	9	08:07	05:54	2:13	Kickoff	CIN 27	5	18	0	18	1	CIN 45	Punt
10	05:14	02:39	2:35	Muffed Punt	CIN 38	6	12	-10	2	1	CIN 36	Field Goal	10	02:39	01:51	0:48	Kickoff	CIN 44	3	-4	0	-4	0	CIN 40	Punt
11	01:51	00:11	1:40	Punt	PIT 24	7	16	0	16	1	PIT 40	Downs	11	00:11	00:00	0:11	Downs	PIT 40	1	-1	0	-1	0	PIT 40	End Game

		STEELERS								OPPONENT							
		FIRST HALF				SECOND HALF				FIRST HALF				SECOND HALF			
DATE	OPPONENT	PLAYS	YD S	TIME	RESULT	PLAYS	YDS	TIME	RESULT	PLAYS	YD S	TIME	RESULT	PLAYS	YDS	TIME	RESULT
09/08	at Falcons	10	31	4:29	FG	3	-9	2:04	Punt	12	64	5:54	FG	5	13	2:27	FUM
09/15	at Broncos	3	8	1:28	Punt	5	12	2:16	Punt	3	7	2:01	Punt	3	5	2:36	Punt
09/22	Chargers	3	3	1:51	Punt	12	50	5:55	FG	3	2	2:30	Punt	3	-5	1:04	Punt
09/29	at Colts	8	29	4:42	Punt	6	22	4:35	Punt	8	70	2:59	TD	3	9	1:39	Punt
10/06	Cowboys	11	52	5:02	FG	6	72	3:10	TD	6	21	2:25	FG	8	50	3:06	Blocked FG, Downs
10/13	at Raiders	9	37	4:41	FG	4	-10	1:38	FG	10	70	5:55	TD	6	4	4:02	BK, Downs
10/20	Jets	7	42	3:27	FG	11	76	4:52	FG	3	-5	1:50	Punt	4	21	2:19	Punt
10/28	Giants	10	57	4:41	FG	3	5	2:27	Punt	8	59	5:00	FG	8	27	4:58	Punt
11/10	at Commanders	3	9	2:18	Punt	9	75	4:49	TD	3	8	1:17	Punt	5	71	2:05	TD
11/17	Ravens	8	28	3:31	FG	8	31	4:14	FG	2	7	0:49	FUM	11	34	4:34	FG
11/21	at Browns	9	39	5:48	Miss FG	6	20	3:08	Downs	3	6	1:37	Punt	3	39	1:18	FUM
12/01	at Bengals	3	30	1:08	INT	7	47	3:32	Miss FG	3	7	2:03	Punt	12	48	7:35	FG
12/08	Browns	3	7	1:29	Punt	8	67	4:03	TD	3	-12	1:29	Punt	5	14	2:20	Miss FG
12/15	at Eagles	3	3	1:31	Punt	4	38	2:02	FUM	7	54	3:33	FG	13	47	7:08	FG
12/21	at Ravens	3	8	1:51	Punt	3	6	1:15	Punt	7	28	4:09	Punt	6	30	3:53	Punt
12/25	Chiefs	3	-3	1:45	Punt	12	52	6:36	FG	8	42	3:56	TD	8	54	2:39	FG
01/04	Bengals	3	-6	2:02	Punt	3	2	1:36	Punt	9	73	5:11	TD	11	47	6:28	FG

STEELERS																						
DATE	OPPONENT	STARTING QB	STARTING																			
			POSS	TD	PAT	2-PT	M-2PT	FG	FGA	MFG	BK-FG	PUNT	INT	FUM	SAF	OWNS	HF	FGM	PTS	TD%	SCORE%	PTS/POSS
9/8	at Atlanta	Fields	10	0	0	0	0	6	6	0	0	3	0	0	0	1	0	0	18	0.0	60.0	1.80
9/15	at Denver	Fields	11	1	1	0	0	2	2	0	0	8	0	0	0	0	0	13	9.1	27.3	1.18	
9/22	L.A. Chargers	Fields	10	2	2	0	0	2	3	1	0	3	1	0	0	0	1	20	20.0	40.0	2.00	
9/29	at Indianapolis	Fields	11	3	3	0	0	1	1	0	0	3	0	2	0	2	0	24	27.3	36.4	2.18	
10/6	Dallas	Fields	10	2	2	0	0	1	1	0	0	5	0	1	0	0	1	17	20.0	30.0	1.70	
10/13	at Las Vegas	Fields	11	3	2	1	0	4	4	0	0	3	0	0	0	0	1	32	27.3	63.6	2.91	
10/20	N.Y. Jets	Wilson	11	4	4	0	0	3	3	0	0	4	0	0	0	0	0	37	36.4	63.6	3.36	
10/28	N.Y. Giants	Wilson	11	1	2	0	0	4	4	0	0	3	0	1	0	0	1	19	9.1	45.5	1.73	
11/10	at Washington	Wilson	14	4	4	0	0	0	0	0	0	5	1	1	0	1	1	28	28.6	28.6	2.00	
11/17	Baltimore	Wilson	13	0	0	0	0	6	6	0	0	4	1	0	0	1	0	18	0.0	46.2	1.38	
11/21	at Cleveland	Wilson	11	2	1	1	0	2	3	1	0	1	0	1	0	2	1	19	18.2	36.4	1.73	
12/1	at Cincinnati	Wilson	11	4	5	0	0	3	4	1	1	1	1	0	0	0	1	37	36.4	63.6	3.36	
12/8	Cleveland	Wilson	14	3	3	0	0	2	2	0	0	6	0	1	0	0	1	27	21.4	35.7	1.93	
12/15	at Philadelphia	Wilson	9	1	1	0	0	2	2	0	0	5	0	1	0	0	0	13	11.1	33.3	1.44	
12/21	at Baltimore	Wilson	11	2	2	0	0	1	1	0	0	5	1	1	0	1	0	17	18.2	27.3	1.55	
12/25	Kansas City	Wilson	11	1	1	0	0	1	1	0	0	4	1	1	0	1	1	10	9.1	18.2	0.91	
1/4	Cincinnati	Wilson	11	2	2	0	0	1	1	0	0	5	0	1	0	2	1	0	17	18.2	27.3	1.55
2024 TOTALS			190	35	35	2	0	41	44	3	1	68	6	11	0	11	7	9	366	18.4	40.0	1.93



OPPONENTS																						
DATE	OPPONENT	STARTING QB	POSS	TD	PAT	2-PT	M-2PT	FG	MFG	BK-FG	PUNT	INT	FUM	SAF	DWNS	HFGM	PTS	TD%	SCORE%	PTS/POSS		
9/8	at Atlanta	Cousins	10	1	1	0	0	1	1	0	0	4	2	1	0	0	0	1	10	10.0	20.0	1.00
9/15	at Denver	Nix	11	0	0	0	0	2	2	0	0	6	2	0	0	1	0	0	6	0.0	18.2	0.55
9/22	L.A. Chargers	Herbert	10	1	1	0	0	1	1	0	0	7	0	0	0	0	1	0	10	10.0	20.0	1.00
9/29	at Indianapolis	Richardson Sr.	11	3	3	0	0	2	3	1	0	4	0	0	0	0	0	1	27	27.3	45.5	2.45
10/6	Dallas	Prescott	9	2	2	0	0	2	3	1	1	1	2	1	0	0	0	0	20	22.2	44.4	2.22
10/13	at Las Vegas	O'Connell	11	2	1	1	0	0	0	0	0	4	1	2	0	2	0	0	13	18.2	18.2	1.18
10/20	N.Y. Jets	Rodgers	12	2	2	1	1	0	1	1	1	4	2	0	0	1	1	1	15	16.7	16.7	1.25
10/28	N.Y. Giants	Jones	11	1	0	1	0	4	4	0	0	4	1	1	0	0	0	0	18	9.1	45.5	1.64
11/10	at Washington	Daniels	12	3	3	0	0	2	2	0	0	6	0	1	0	1	0	0	27	25.0	41.7	2.25
11/17	Baltimore	Jackson	13	2	1	1	0	1	3	2	0	4	1	2	0	0	1	0	16	15.4	23.1	1.23
11/21	at Cleveland	Winston	10	3	2	2	1	1	1	0	0	3	1	2	0	0	0	0	24	30.0	40.0	2.40
12/1	at Cincinnati	Burrow	10	4	5	0	0	1	1	0	0	2	1	2	0	0	0	0	31	40.0	50.0	3.10
12/8	Cleveland	Winston	12	2	2	0	0	0	2	2	0	5	2	1	0	1	0	0	14	16.7	16.7	1.17
12/15	at Philadelphia	Hurts	9	3	3	0	0	2	2	0	0	1	0	2	0	0	1	1	27	33.3	55.6	3.00
12/21	at Baltimore	Jackson	10	3	4	0	0	2	2	0	0	3	1	0	0	0	0	1	27	30.0	50.0	2.70
12/25	Kansas City	Mahomes	10	4	2	1	0	1	1	0	0	5	0	0	0	0	0	0	29	40.0	50.0	2.90
1/4	Cincinnati	Burrow	11	1	1	0	0	4	4	0	0	3	1	1	0	1	0	1	19	9.1	45.5	1.73
2024 TOTALS			182	37	33	7	2	26	33	7	2	66	17	16	0	7	4	6	333	20.3	34.6	1.83

DATE	OPPONENT	ACQUIRED	DRIVE START	PLAYS	YARDS	Q/TIME	FIRST DOWNS	SCORING PLAY	PIT	OPP
09/08	at Atlanta	Kickoff Punt	ATL 30 ATL 10	12 9	64 90	Q1:5:54 Q2:3:18	4 6	Y. Koo: 24-yard FG K. Pitts Sr.: 12-yard pass from K. Cousins	0 6	3 10
09/15	at Denver	Punt Punt	DEN 30 DEN 20	12 9	54 69	Q3:5:33 Q4:2:51	3 4	Q4: W. Lutz: 35-yard FG W. Lutz: 29-yard FG	13 13	3 6
09/22	L.A. Chargers	Punt Kickoff	LAC 41 LAC 30	5 12	59 60	Q1:2:48 Q2:7:04	4 4	Q. Johnston: 27-yard pass from J. Herbert C. Dicker: 28-yard FG	0 7	7 10
09/29	at Indianapolis	Kickoff Punt Downs Kickoff Kickoff	IND 30 IND 14 PIT 39 IND 30 IND 30	8 9 9 10 10	70 86 25 70 54	Q1:2:59 Q1:4:45 Q1:2:57 Q3:1:10 Q4:5:20	4 6 2 3 4	J. Taylor: 2-yard run J. Downs: 4-yard pass from J. Flacco Q2: M. Gay: 33-yard FG Q4: D. Ogletree: 15-yard pass from J. Flacco M. Gay: 33-yard FG	0 14 0 17 24	7 10 17 24 27
10/06	Dallas	Kickoff Punt Punt Kickoff	DAL 43 DAL 34 DAL 10 DAL 30	6 8 16 15	21 51 90 70	Q1:2:25 Q2:3:29 Q3:8:32 Q4:4:36	1 2 7 6	B. Aubrey: 55-yard FG B. Aubrey: 33-yard FG Q4: R. Dowdle: 22-yard pass from D. Prescott J. Tolbert: 4-yard pass from D. Prescott	0 3 10 17	3 6 13 20
10/13	at Las Vegas	Kickoff Kickoff	LV 30 LV 30	10 10	70 70	Q1:5:55 Q4:3:22	6 4	A. Mattison: 3-yard run K. Wilkerson: 9-yard pass from A. O'Connell	3 29	7 13
10/20	N.Y. Jets	Punt Kickoff	NYJ 18 NYJ 28	9 6	82 72	Q1:5:41 Q2:2:51	3 6	B. Hall: 13-yard run T. Conklin: 1-yard pass from A. Rodgers	3 6	7 15
10/28	N.Y. Giants	Kickoff Kickoff Punt Kickoff Kickoff	NYG 30 NYG 34 NYG 17 NYG 45 NYG 30	8 12 8 5 8	59 45 57 55 40	Q1:5:00 Q1:5:26 Q2:1:32 Q4:2:09 Q4:2:09	2 3 2 2 2	G. Joseph: 29-yard FG Q2: G. Joseph: 39-yard FG G. Joseph: 44-yard FG T. Tracy Jr.: 45-yard run G. Joseph: 48-yard FG	3 6 9 23 26	3 6 9 15 18
11/10	at Washington	Downs Kickoff Punt Kickoff Punt	PIT 15 WAS 30 WAS 6 WAS 29 PIT 42	3 6 15 5 7	15 40 94 71 19	Q1:1:32 Q2:2:17 Q2:5:23 Q3:2:05 Q3:2:51	2 3 8 3 1	A. Ekeler: 1-yard run Z. Gonzalez: 48-yard FG A. Ekeler: 1-yard run J. McNichols: 1-yard run Z. Gonzalez: 41-yard FG	7 14 14 14 21	7 10 17 24 27
11/17	Baltimore	Punt Kickoff Kickoff	BAL 20 BAL 30 BAL 31	6 11 9	80 34 69	Q2:3:51 Q3:4:34 Q4:2:29	5 3 4	D. Henry: 1-yard run J. Tucker: 54-yard FG Z. Flowers: 16-yard pass from L. Jackson	6 12 18	7 10 16
11/21	at Cleveland	Kickoff Fumble Kickoff Punt	CLE 20 PIT 31 CLE 35 PIT 45	12 6 10 9	80 15 65 45	Q2:6:53 Q2:2:31 Q3:4:40 Q4:2:25	6 1 4 3	N. Chubb: 2-yard run D. Hopkins: 34-yard FG Q4: J. Winston: 2-yard run N. Chubb: 2-yard run	3 3 6 19	7 10 18 24
12/01	at Cincinnati	Kickoff Kickoff Missed FG Kickoff Kickoff	CIN 25 CIN 30 CIN 32 CIN 30 CIN 36	6 9 12 7 5	75 70 48 70 64	Q1:2:40 Q2:5:04 Q3:7:35 Q4:2:27 Q4:1:14	4 6 3 4 3	C. Brown: 1-yard run J. Chase: 4-yard pass from J. Burrow E. McPherson: 38-yard FG T. Higgins: 1-yard pass from J. Burrow A. losivas: 3-yard pass from J. Burrow	7 14 27 41 44	14 21 24 31 38
12/08	Cleveland	Kickoff Punt	CLE 30 CLE 21	7 14	70 79	Q1:3:42 Q4:5:47	3 2	J. Judy: 35-yard pass from J. Winston D. Njoku: 15-yard pass from J. Winston	3 27	7 14
12/15	at Philadelphia	Punt Kickoff Punt Kickoff Fumble	PHI 30 PHI 30 PIT 45 PHI 30 PHI 26	7 6 9 13 13	54 70 45 74 47	Q1:3:33 Q1:2:29 Q2:4:33 Q3:7:08 Q3:6:33	6 4 3 4 6	J. Elliott: 34-yard FG A. Brown: 5-yard pass from J. Hurts D. Smith: 2-yard pass from J. Hurts J. Elliott: 41-yard FG Q4: J. Hurts: 1-yard run	0 3 3 13 13	3 10 17 20 27
12/21	at Baltimore	Punt Fumble Punt Kickoff Punt	PIT 41 BAL 4 BAL 28 BAL 40 BAL 8	6 8 10 6 11	41 96 39 60 86	Q1:3:08 Q2:3:29 Q2:4:14 Q3:3:24 Q4:6:09	4 5 3 4 3	I. Likely: 9-yard pass from L. Jackson R. Bateman: 14-yard pass from L. Jackson J. Tucker: 51-yard FG M. Andrews: 7-yard pass from L. Jackson J. Tucker: 23-yard FG	0 7 7 17 17	7 14 17 24 34
12/25	Kansas City	Punt Punt Kickoff Kickoff Fumble	PIT 42 KC 21 KC 33 KC 23 PIT 34	8 7 8 11 4	42 79 54 77 34	Q1:3:56 Q1:2:33 Q3:2:39 Q3:5:49 Q4:1:24	3 3 3 6 2	X. Worthy: 7-yard pass from P. Mahomes J. Watson: 11-yard pass from P. Mahomes H. Butler: 32-yard FG Q4: K. Hunt: 2-yard run T. Kelce: 12-yard pass from P. Mahomes	0 0 7 10 10	6 13 16 22 29
01/04	Cincinnati	Kickoff Punt Downs Punt Punt	CIN 27 CIN 33 PIT 37 CIN 36 CIN 13	9 11 7 11 15	73 37 28 47 82	Q1:5:11 Q1:6:23 Q2:0:32 Q3:6:28 Q3:8:31	4 2 3 4 5	J. Chase: 12-yard pass from J. Burrow C. York: 48-yard FG C. York: 27-yard FG C. York: 35-yard FG Q4: C. York: 23-yard FG	0 10 7 16 7	7 10 13 16 19
AVG				9.0	59.5	4:05	3.7			
TOTALS				565	3,751	257:52	234			

PLAYS			NET YARDS			TIME		
DATE	OPPONENT	PLAYS	DATE	OPPONENT	NET YARDS	DATE	OPPONENT	TIME
11/10	at Washington	14 (fumble)	9/29	at Indianapolis	91 (fumble) [PEN: 0, GROSS: 91]	9/15	at Denver	7:34 (touchdown)
10/20	N.Y. Jets	13 (touchdown)	12/21	at Baltimore	88 (touchdown) [PEN: 0, GROSS: 88]	9/22	L.A. Chargers	7:29 (touchdown)
9/22	L.A. Chargers	13 (touchdown)	11/10	at Washington	86 (fumble) [PEN: 0, GROSS: 86]	10/20	N.Y. Jets	7:27 (touchdown)
1/4	Cincinnati	13 (touchdown)	9/22	L.A. Chargers	84 (touchdown) [PEN: 0, GROSS: 84]	11/21	at Cleveland	7:13 (field goal)
9/8	at Atlanta	13 (downs)	10/28	N.Y. Giants	80 (touchdown) [PEN: -15, GROSS: 95]	9/8	at Atlanta	7:08 (downs)
11/21	at Cleveland	13 (field goal)	12/1	at Cincinnati	80 (touchdown) [PEN: 5, GROSS: 75]	11/10	at Washington	7:01 (fumble)
12/25	Kansas City	12 (end of game)	12/25	Kansas City	80 (end of game) [PEN: -5, GROSS: 85]	12/25	Kansas City	6:36 (field goal)
10/28	N.Y. Giants	12 (field goal)	10/13	at Las Vegas	80 (touchdown) [PEN: 15, GROSS: 65]	12/15	at Philadelphia	6:33 (touchdown)
9/15	at Denver	12 (touchdown)	9/15	at Denver	78 (touchdown) [PEN: 5, GROSS: 73]	1/4	Cincinnati	6:30 (touchdown)
12/25	Kansas City	12 (field goal)	10/20	N.Y. Jets	76 (field goal) [PEN: 0, GROSS: 76]	12/21	at Baltimore	5:56 (touchdown)
10/6	Dallas	12 (touchdown)	1/4	Cincinnati	73 (touchdown) [PEN: 10, GROSS: 63]	10/6	Dallas	5:46 (punt)
12/1	at Cincinnati	11 (field goal)	9/8	at Atlanta	72 (downs) [PEN: 0, GROSS: 72]	10/13	at Las Vegas	5:46 (punt)
12/15	at Philadelphia	11 (touchdown)	10/6	Dallas	72 (touchdown) [PEN: 15, GROSS: 57]	12/8	Cleveland	5:39 (field goal)
12/8	Cleveland	11 (field goal)	11/21	at Cleveland	71 (field goal) [PEN: 0, GROSS: 71]	11/17	Baltimore	5:16 (field goal)
11/17	Baltimore	10 (interception)	12/15	at Philadelphia	70 (touchdown) [PEN: 15, GROSS: 55]	9/29	at Indianapolis	5:10 (fumble)
10/13	at Las Vegas	10 (field goal)	12/8	Cleveland	67 (touchdown) [PEN: 0, GROSS: 67]	12/1	at Cincinnati	5:05 (touchdown)
12/21	at Baltimore	10 (touchdown)	11/17	Baltimore	63 (interception) [PEN: 0, GROSS: 63]	10/28	N.Y. Giants	4:52 (punt)
11/17	Baltimore	10 (field goal)	--	--	--	--	--	--
11/17	Baltimore	10 (field goal)	--	--	--	--	--	--
9/29	at Indianapolis	9 (fumble)	--	--	--	--	--	--

PLAYS			NET YARDS			TIME		
DATE	OPPONENT	PLAYS	DATE	OPPONENT	NET YARDS	DATE	OPPONENT	TIME
12/15	at Philadelphia	21 (end of game)	12/21	at Baltimore	96 (touchdown) [PEN: 15, GROSS: 81]	12/15	at Philadelphia	10:29 (end of game)
10/6	Dallas	16 (touchdown)	11/10	at Washington	94 (touchdown) [PEN: 17, GROSS: 77]	10/6	Dallas	8:32 (touchdown)
1/4	Cincinnati	15 (field goal)	9/8	at Atlanta	90 (touchdown) [PEN: 5, GROSS: 85]	1/4	Cincinnati	8:31 (field goal)
11/10	at Washington	15 (touchdown)	10/6	Dallas	90 (touchdown) [PEN: -5, GROSS: 95]	12/1	at Cincinnati	7:35 (field goal)
12/8	Cleveland	14 (touchdown)	12/15	at Philadelphia	88 (end of game) [PEN: -11, GROSS: 99]	9/22	L.A. Chargers	7:04 (field goal)
11/21	at Cleveland	12 (touchdown)	9/29	at Indianapolis	86 (touchdown) [PEN: 0, GROSS: 86]	11/21	at Cleveland	6:53 (touchdown)
10/28	N.Y. Giants	12 (field goal)	1/4	Cincinnati	82 (field goal) [PEN: 0, GROSS: 82]	12/21	at Baltimore	6:09 (field goal)
12/1	at Cincinnati	12 (field goal)	10/20	N.Y. Jets	82 (touchdown) [PEN: 15, GROSS: 67]	10/13	at Las Vegas	5:55 (touchdown)
9/8	at Atlanta	12 (field goal)	11/21	at Cleveland	80 (touchdown) [PEN: 0, GROSS: 80]	9/8	at Atlanta	5:54 (field goal)
9/22	L.A. Chargers	12 (field goal)	11/17	Baltimore	80 (touchdown) [PEN: 5, GROSS: 75]	12/25	Kansas City	5:49 (touchdown)
9/15	at Denver	12 (field goal)	9/15	at Denver	79 (interception) [PEN: 0, GROSS: 79]	12/8	Cleveland	5:47 (touchdown)
11/17	Baltimore	11 (field goal)	12/25	Kansas City	79 (touchdown) [PEN: 0, GROSS: 79]	10/20	N.Y. Jets	5:41 (touchdown)
10/20	N.Y. Jets	11 (missed fg)	12/8	Cleveland	79 (touchdown) [PEN: -5, GROSS: 84]	9/15	at Denver	5:33 (field goal)
12/21	at Baltimore	11 (field goal)	12/1	at Cincinnati	75 (touchdown) [PEN: 0, GROSS: 75]	10/28	N.Y. Giants	5:26 (field goal)
12/25	Kansas City	11 (touchdown)	10/13	at Las Vegas	70 (touchdown) [PEN: 0, GROSS: 70]	11/10	at Washington	5:23 (touchdown)
9/29	at Indianapolis	10 (touchdown)	10/13	at Las Vegas	70 (touchdown) [PEN: 0, GROSS: 70]	9/29	at Indianapolis	5:20 (field goal)
9/29	at Indianapolis	10 (field goal)	9/22	L.A. Chargers	60 (field goal) [PEN: 0, GROSS: 60]	11/17	Baltimore	4:34 (field goal)
10/13	at Las Vegas	10 (touchdown)	10/28	N.Y. Giants	59 (field goal) [PEN: -5, GROSS: 64]	--	--	--
10/13	at Las Vegas	10 (touchdown)	--	--	--	--	--	--



DATE	OPPONENT	OFFENSE	DEFENSE
09/08	at Atlanta	Downs FG - 25 yards	FG - 24 yards TD - Pass
09/15	at Denver	TD - Pass FG - 22 yards	Interception FG - 35 yards FG - 29 yards
09/22	L.A. Chargers	TD - Run FG - 38 yards FG - 30 yards End of Game	FG - 28 yards
09/29	at Indianapolis	Fumble TD - Run TD - Run TD - Pass	TD - Run TD - Pass FG - 33 yards TD - Pass FG - 35 yards
10/06	Dallas	TD - Pass TD - Pass	Fumble FG - 33 yards Interception TD - Pass
10/13	at Las Vegas	TD - Run FG - 37 yards TD - Run FG - 36 yards	TD - Run Fumble TD - Pass
10/20	N.Y. Jets	FG - 29 yards TD - Pass FG - 21 yards TD - Run TD - Pass TD - Run	TD - Run TD - Pass Missed FG
10/28	N.Y. Giants	FG - 31 yards FG - 25 yards FG - 27 yards FG - 27 yards	FG - 29 yards FG - 39 yards Fumble
11/10	at Washington	TD - Pass TD - Pass TD - Run Fumble	TD - Run TD - Run TD - Run
11/17	Baltimore	FG - 32 yards FG - 32 yards FG - 27 yards Interception	TD - Run TD - Pass
11/21	at Cleveland	FG - 28 yards TD - Run	TD - Run FG - 34 yards TD - Run TD - Run
12/01	at Cincinnati	TD - Pass TD - Run FG - 34 yards FG - 30 yards	TD - Run TD - Pass FG - 38 yards TD - Pass TD - Pass
12/08	Cleveland	FG - 30 yards TD - Run TD - Pass End of Game	Missed FG Punt TD - Pass
12/15	at Philadelphia	FG - 37 yards TD - Pass	FG - 34 yards TD - Pass TD - Pass FG - 41 yards TD - Run End of Game
12/21	at Baltimore	TD - Pass TD - Pass	TD - Pass TD - Pass TD - Pass Interception FG - 23 yards
12/25	Kansas City	Interception TD - Run FG - 36 yards End of Game	TD - Pass TD - Pass FG - 32 yards TD - Run TD - Pass
01/04	Cincinnati	TD - Run TD - Pass	TD - Pass FG - 27 yards FG - 35 yards FG - 23 yards

	OFFENSE DEFENSE	
Inside the 20	56	61
Scores	48	51
Touchdowns	27	33
Field Goals	21	18
Total Points in 20	251	282
Fumbles	2	3
Interceptions	2	3
Missed Field Goals	0	2
Lost on Downs	1	0
End of Half/Game	3	1
TDs Outside	8	4
Red-Zone Percentage	48.2	54.1



STEELERS																		
Date	Opponent	Pos	TD	PAT	2-Pt.	Miss PAT	FG	FGA	Bk/MFG	INT	Fum	Dwns	Half	Game	Pts	TD%	Score Pct.	Pts/Poss
09/08	at Atlanta	2	0	0	0	0	1	1	0	0	0	1	0	0	3	0.0	50.0	1.5
09/15	at Denver	2	1	1	0	0	1	1	0	0	0	0	0	0	10	50.0	100.0	5.0
09/22	L.A. Chargers	4	1	1	0	0	2	2	0	0	0	0	0	1	13	25.0	75.0	3.3
09/29	at Indianapolis	4	3	3	0	0	0	0	0	0	1	0	0	0	21	75.0	75.0	5.3
10/06	Dallas	2	2	2	0	0	0	0	0	0	0	0	0	0	14	100.0	100.0	7.0
10/13	at Las Vegas	4	2	1	0	0	2	2	0	0	0	0	0	0	19	50.0	100.0	4.8
10/20	N.Y. Jets	6	4	4	0	0	2	2	0	0	0	0	0	0	34	66.7	100.0	5.7
10/28	N.Y. Giants	4	0	0	0	0	4	4	0	0	0	0	0	0	12	0.0	100.0	3.0
11/10	at Washington	4	3	3	0	0	0	0	0	0	1	0	0	0	21	75.0	75.0	5.3
11/17	Baltimore	4	0	0	0	0	3	3	0	1	0	0	0	0	9	0.0	75.0	2.3
11/21	at Cleveland	2	1	1	0	0	1	1	0	0	0	0	0	0	10	50.0	100.0	5.0
12/01	at Cincinnati	4	2	2	0	0	2	2	0	0	0	0	0	0	20	50.0	100.0	5.0
12/08	Cleveland	4	2	2	0	0	1	1	0	0	0	0	0	1	17	50.0	75.0	4.3
12/15	at Philadelphia	2	1	1	0	0	1	1	0	0	0	0	0	0	10	50.0	100.0	5.0
12/21	at Baltimore	2	2	2	0	0	0	0	0	0	0	0	0	0	14	100.0	100.0	7.0
12/25	Kansas City	4	1	1	0	0	1	1	0	1	0	0	0	1	10	25.0	50.0	2.5
01/04	Cincinnati	2	2	2	0	0	0	0	0	0	0	0	0	0	14	100.0	100.0	7.0
TOTALS		56	27	26	0	0	21	21	0	2	2	1	0	3	251	48.2	85.7	4.5

OPPONENT																		
Date	Opponent	Pos	TD	PAT	2-Pt.	Miss PAT	FG	FGA	Bk/MFG	INT	Fum	Dwns	Half	Game	Pts	TD%	Score Pct.	Pts/Poss
09/08	at Atlanta	2	1	1	0	0	1	1	0	0	0	0	0	0	10	50.0	100.0	5.0
09/15	at Denver	3	0	0	0	0	2	2	0	1	0	0	0	0	6	0.0	66.7	2.0
09/22	L.A. Chargers	1	0	0	0	0	1	1	0	0	0	0	0	0	3	0.0	100.0	3.0
09/29	at Indianapolis	5	3	3	0	0	2	2	0	0	0	0	0	0	27	60.0	100.0	5.4
10/06	Dallas	4	1	1	0	0	1	1	0	1	1	0	0	0	10	25.0	50.0	2.5
10/13	at Las Vegas	3	2	1	0	0	0	0	0	0	1	0	0	0	13	66.7	66.7	4.3
10/20	N.Y. Jets	3	2	1	1	0	0	1	1	0	0	0	0	0	15	66.7	66.7	5.0
10/28	N.Y. Giants	3	0	0	0	0	2	2	0	0	1	0	0	0	6	0.0	66.7	2.0
11/10	at Washington	3	3	3	0	0	0	0	0	0	0	0	0	0	21	100.0	100.0	7.0
11/17	Baltimore	2	2	1	0	0	0	0	0	0	0	0	0	0	13	100.0	100.0	6.5
11/21	at Cleveland	4	3	1	1	0	1	1	0	0	0	0	0	0	24	75.0	100.0	6.0
12/01	at Cincinnati	5	4	4	0	0	1	1	0	0	0	0	0	0	31	80.0	100.0	6.2
12/08	Cleveland	3	1	1	0	0	0	1	1	0	0	0	0	0	7	33.3	33.3	2.3
12/15	at Philadelphia	6	3	3	0	0	2	2	0	0	0	0	0	1	27	50.0	83.3	4.5
12/21	at Baltimore	5	3	3	0	0	1	1	0	1	0	0	0	0	24	60.0	80.0	4.8
12/25	Kansas City	5	4	2	0	1	1	1	0	0	0	0	0	0	29	80.0	100.0	5.8
01/04	Cincinnati	4	1	1	0	0	3	3	0	0	0	0	0	0	16	25.0	100.0	4.0
TOTALS		61	33	26	2	1	18	20	2	3	3	0	0	1	282	54.1	83.6	4.6



		STEELERS												OPPONENT											
Date	Opponent	1ST DOWN			2ND DOWN			3RD DOWN			4TH DOWN			1ST DOWN			2ND DOWN			3RD DOWN			4TH DOWN		
		Att	Yds	Avg	Att	Yds	Avg	Att	Yds	Avg	Att	Yds	Avg	Att	Yds	Avg	Att	Yds	Avg	Att	Yds	Avg	Att	Yds	Avg
09/08	at Atlanta	25	126	5.0	23	98	4.3	17	46	2.7	1	0	0.0	24	163	6.8	16	22	1.4	9	31	3.4	1	10	10.0
09/15	at Denver	24	80	3.3	21	103	4.9	13	70	5.4	0	0	0.0	24	170	7.1	18	47	2.6	12	56	4.7	2	22	11.0
09/22	L.A. Chargers	27	77	2.9	24	174	7.3	14	95	6.8	0	0	0.0	19	55	2.9	15	79	5.3	11	32	2.9	0	0	0.0
09/29	at Indianapolis	30	150	5.0	23	179	7.8	13	75	5.8	2	0	0.0	30	186	6.2	19	78	4.1	15	94	6.3	0	0	0.0
10/06	Dallas	22	92	4.2	21	85	4.0	12	46	3.8	2	3	1.5	32	143	4.5	27	151	5.6	15	147	9.8	1	4	4.0
10/13	at Las Vegas	26	84	3.2	22	159	7.2	13	61	4.7	1	3	3.0	25	105	4.2	21	147	7.0	11	14	1.3	3	9	3.0
10/20	N.Y. Jets	28	149	5.3	22	157	7.1	14	93	6.6	2	11	5.5	26	128	4.9	17	147	8.6	10	33	3.3	2	15	7.5
10/28	N.Y. Giants	30	194	6.5	20	108	5.4	13	124	9.5	0	0	0.0	28	159	5.7	23	146	6.3	15	100	6.7	1	5	5.0
11/10	at Washington	31	44	1.4	26	158	6.1	16	111	6.9	1	4	4.0	26	158	6.1	18	37	2.1	14	39	2.8	1	8	8.0
11/17	Baltimore	30	111	3.7	27	150	5.6	16	42	2.6	1	0	0.0	26	189	7.3	17	96	5.6	11	44	4.0	0	0	0.0
11/21	at Cleveland	26	88	3.4	22	96	4.4	16	178	11.1	3	6	2.0	23	176	7.7	18	78	4.3	10	34	3.4	4	16	4.0
12/01	at Cincinnati	32	201	6.3	25	223	8.9	9	96	10.7	0	0	0.0	29	195	6.7	20	127	6.4	8	53	6.6	0	0	0.0
12/08	Cleveland	26	109	4.2	22	74	3.4	14	84	6.0	0	0	0.0	30	114	3.8	22	108	4.9	13	69	5.3	4	9	2.3
12/15	at Philadelphia	19	112	5.9	12	20	1.7	10	33	3.3	0	0	0.0	32	122	3.8	27	174	6.4	17	103	6.1	1	2	2.0
12/21	at Baltimore	28	178	6.4	21	102	4.9	10	35	3.5	1	0	0.0	31	211	6.8	21	134	6.4	10	73	7.3	0	0	0.0
12/25	Kansas City	31	212	6.8	25	69	2.8	16	83	5.2	1	0	0.0	27	177	6.6	20	152	7.6	10	56	5.6	1	4	4.0
01/04	Cincinnati	25	71	2.8	19	77	4.1	12	45	3.8	2	0	0.0	31	162	5.2	26	139	5.3	13	13	1.0	1	0	0.0
TOTALS		460	2,078	4.5	375	2,032	5.4	228	1,317	5.8	17	27	1.6	463	2,613	5.6	345	1,862	5.4	204	991	4.9	22	104	4.7



STEELERS												
Date	Opponent	3rd & 1	3rd & 2	3rd & 3	3rd & 4	3rd & 5	3rd & 6	3rd & 7	3rd & 8	3rd & 9	3rd & 10+	Total
09/08	@ Atlanta	3 / 3	1 / 2	1 / 1	0 / 1	1 / 1	0 / 2	1 / 1	0 / 1	0 / 0	1 / 5	8 / 17
09/15	@ Denver	0 / 0	0 / 0	0 / 1	1 / 2	2 / 3	0 / 0	0 / 0	0 / 1	0 / 1	1 / 5	4 / 13
09/22	vs. L.A. Chargers	0 / 0	1 / 1	1 / 1	2 / 4	1 / 2	0 / 0	0 / 0	1 / 2	0 / 0	1 / 4	7 / 14
09/29	@ Indianapolis	1 / 1	1 / 3	1 / 2	0 / 1	2 / 2	0 / 0	0 / 0	0 / 0	1 / 1	0 / 3	6 / 13
10/06	vs. Dallas	1 / 3	2 / 2	0 / 0	0 / 1	0 / 2	0 / 1	0 / 0	0 / 2	0 / 0	0 / 1	3 / 12
10/13	@ Las Vegas	1 / 1	1 / 2	1 / 1	0 / 0	0 / 1	0 / 0	0 / 0	0 / 0	0 / 0	1 / 8	4 / 13
10/20	vs. N.Y. Jets	0 / 1	0 / 1	0 / 1	2 / 3	1 / 2	0 / 0	1 / 1	1 / 2	0 / 0	0 / 3	5 / 14
10/28	vs. N.Y. Giants	1 / 1	0 / 0	0 / 1	1 / 1	0 / 2	0 / 0	1 / 2	1 / 2	0 / 0	2 / 4	6 / 13
11/10	@ Washington	1 / 2	1 / 2	2 / 2	1 / 1	0 / 0	0 / 1	0 / 0	1 / 3	1 / 2	0 / 3	7 / 16
11/17	vs. Baltimore	2 / 4	0 / 0	0 / 1	0 / 2	1 / 2	0 / 0	1 / 2	0 / 1	0 / 0	0 / 4	4 / 16
11/21	@ Cleveland	1 / 3	1 / 1	0 / 1	0 / 1	0 / 0	3 / 4	0 / 1	0 / 0	1 / 1	1 / 4	7 / 16
12/01	@ Cincinnati	0 / 0	1 / 1	0 / 1	1 / 2	0 / 0	0 / 1	0 / 0	1 / 2	1 / 1	0 / 1	4 / 9
12/08	vs. Cleveland	2 / 3	0 / 0	0 / 1	0 / 1	1 / 2	1 / 2	1 / 1	0 / 0	0 / 1	1 / 3	6 / 14
12/15	@ Philadelphia	1 / 1	1 / 1	0 / 0	0 / 0	0 / 0	0 / 0	0 / 1	0 / 1	1 / 1	0 / 5	3 / 10
12/21	@ Baltimore	0 / 0	0 / 1	0 / 0	2 / 2	0 / 1	1 / 1	1 / 2	0 / 0	0 / 0	0 / 3	4 / 10
12/25	vs. Kansas City	0 / 0	1 / 3	0 / 1	2 / 2	0 / 1	0 / 0	1 / 1	2 / 2	1 / 2	1 / 4	8 / 16
01/04	vs. Cincinnati	1 / 3	1 / 1	0 / 1	0 / 0	0 / 0	0 / 0	0 / 1	0 / 2	1 / 1	1 / 3	4 / 12
TOTALS		15 / 26	12 / 21	6 / 16	12 / 24	9 / 21	5 / 12	7 / 13	7 / 21	7 / 11	10 / 63	90 / 228
		57.7%	57.1%	37.5%	50.0%	42.9%	41.7%	53.8%	33.3%	63.6%	15.9%	39.5%
		3RD & 1-3: 33 / 63 = 52.4%			3RD & 4-6: 26 / 57 = 45.6%			3RD & 7-10+: 31 / 108 = 28.7%				

OPPONENT												
Date	Opponent	3rd & 1	3rd & 2	3rd & 3	3rd & 4	3rd & 5	3rd & 6	3rd & 7	3rd & 8	3rd & 9	3rd & 10+	Total
09/08	@ Atlanta	0 / 0	0 / 1	0 / 1	1 / 1	0 / 0	1 / 1	0 / 0	0 / 0	0 / 0	0 / 5	2 / 9
09/15	@ Denver	0 / 1	0 / 1	1 / 1	0 / 0	0 / 1	0 / 2	1 / 1	0 / 1	0 / 0	0 / 4	2 / 12
09/22	vs. L.A. Chargers	0 / 0	1 / 1	1 / 1	0 / 0	0 / 1	1 / 2	0 / 0	0 / 1	0 / 0	0 / 5	3 / 11
09/29	@ Indianapolis	1 / 2	0 / 0	0 / 1	1 / 1	0 / 1	2 / 2	2 / 4	0 / 0	0 / 0	2 / 4	8 / 15
10/06	vs. Dallas	3 / 4	0 / 0	0 / 0	1 / 2	2 / 3	1 / 2	0 / 0	0 / 0	1 / 1	1 / 3	9 / 15
10/13	@ Las Vegas	1 / 2	1 / 2	0 / 2	0 / 0	0 / 1	0 / 1	0 / 0	0 / 0	0 / 0	0 / 3	2 / 11
10/20	vs. N.Y. Jets	1 / 1	0 / 1	0 / 0	1 / 1	0 / 1	0 / 0	0 / 1	0 / 1	0 / 0	1 / 4	3 / 10
10/28	vs. N.Y. Giants	1 / 1	0 / 0	0 / 1	0 / 0	1 / 2	0 / 0	0 / 2	2 / 3	0 / 0	1 / 6	5 / 15
11/10	@ Washington	2 / 2	1 / 2	0 / 1	1 / 1	0 / 0	0 / 0	0 / 0	0 / 1	0 / 1	1 / 6	5 / 14
11/17	vs. Baltimore	0 / 0	0 / 0	1 / 1	0 / 0	0 / 0	1 / 3	0 / 0	0 / 0	1 / 1	1 / 6	4 / 11
11/21	@ Cleveland	0 / 0	0 / 2	0 / 1	0 / 1	0 / 1	1 / 1	0 / 2	0 / 0	0 / 0	0 / 2	1 / 10
12/01	@ Cincinnati	0 / 1	2 / 2	0 / 0	0 / 0	0 / 0	1 / 2	0 / 0	0 / 1	0 / 0	1 / 2	4 / 8
12/08	vs. Cleveland	0 / 0	0 / 0	0 / 0	0 / 1	0 / 1	0 / 1	0 / 1	0 / 1	1 / 2	1 / 6	2 / 13
12/15	@ Philadelphia	1 / 1	3 / 3	1 / 1	1 / 2	1 / 1	1 / 2	1 / 2	0 / 0	1 / 2	0 / 3	10 / 17
12/21	@ Baltimore	1 / 2	0 / 1	0 / 0	0 / 0	1 / 1	0 / 0	1 / 1	1 / 1	0 / 1	0 / 3	4 / 10
12/25	vs. Kansas City	0 / 1	0 / 1	0 / 0	1 / 3	0 / 0	0 / 0	1 / 1	0 / 0	0 / 0	1 / 4	3 / 10
01/04	vs. Cincinnati	3 / 3	1 / 2	0 / 2	0 / 0	0 / 1	0 / 2	0 / 0	0 / 0	1 / 2	0 / 1	5 / 13
TOTALS		14 / 21	9 / 19	4 / 13	7 / 13	5 / 15	9 / 21	6 / 15	3 / 10	5 / 10	10 / 67	72 / 204
		66.7%	47.4%	30.8%	53.8%	33.3%	42.9%	40.0%	30.0%	50.0%	14.9%	35.3%
		3RD & 1-3: 27 / 53 = 50.9%			3RD & 4-6: 21 / 49 = 42.9%			3RD & 7-10+: 24 / 102 = 23.5%				



Date	Opponent	STEELERS						OPPONENT						
		4th & 1	4th & 2	4th & 3	4th & 4	4th & 5+	Total	4th & 1	4th & 2	4th & 3	4th & 4	4th & 5+	Total	
09/08	at Atlanta	0 / 1	0 / 0	0 / 0	0 / 0	0 / 0	0 / 1	1 / 1	0 / 0	0 / 0	0 / 0	0 / 0	0 / 0	1 / 1
09/15	at Denver	0 / 0	0 / 0	0 / 0	0 / 0	0 / 0	0 / 0	0 / 0	0 / 0	0 / 0	0 / 0	0 / 0	1 / 2	1 / 2
09/22	L.A. Chargers	0 / 0	0 / 0	0 / 0	0 / 0	0 / 0	0 / 0	0 / 0	0 / 0	0 / 0	0 / 0	0 / 0	0 / 0	0 / 0
09/29	at Indianapolis	0 / 1	0 / 0	0 / 0	0 / 0	0 / 1	0 / 2	0 / 0	0 / 0	0 / 0	0 / 0	0 / 0	0 / 0	0 / 0
10/06	Dallas	2 / 2	0 / 0	0 / 0	0 / 0	0 / 0	2 / 2	0 / 0	0 / 0	0 / 0	1 / 1	0 / 0	1 / 1	1 / 1
10/13	at Las Vegas	1 / 1	0 / 0	0 / 0	0 / 0	0 / 0	1 / 1	0 / 0	1 / 1	0 / 1	0 / 0	0 / 1	0 / 1	1 / 3
10/20	N.Y. Jets	1 / 1	1 / 1	0 / 0	0 / 0	0 / 0	2 / 2	1 / 1	0 / 0	0 / 0	0 / 0	0 / 1	1 / 2	1 / 2
10/28	N.Y. Giants	0 / 0	0 / 0	0 / 0	0 / 0	0 / 0	0 / 0	0 / 0	1 / 1	0 / 0	0 / 0	0 / 0	0 / 0	1 / 1
11/10	at Washington	1 / 1	0 / 0	0 / 0	0 / 0	0 / 1	1 / 2	0 / 0	0 / 0	0 / 0	0 / 0	0 / 0	0 / 1	0 / 1
11/17	Baltimore	0 / 1	0 / 0	0 / 0	0 / 0	0 / 0	0 / 1	0 / 0	0 / 0	0 / 0	0 / 0	0 / 0	0 / 0	0 / 0
11/21	at Cleveland	1 / 2	0 / 1	0 / 0	0 / 0	0 / 0	1 / 3	2 / 2	1 / 1	1 / 1	0 / 0	0 / 0	4 / 4	4 / 4
12/01	at Cincinnati	0 / 0	0 / 0	0 / 0	0 / 0	0 / 0	0 / 0	0 / 0	0 / 0	0 / 0	0 / 0	0 / 0	0 / 0	0 / 0
12/08	Cleveland	0 / 0	0 / 0	0 / 0	0 / 0	0 / 0	0 / 0	1 / 2	0 / 0	1 / 1	0 / 0	1 / 1	3 / 4	3 / 4
12/15	at Philadelphia	0 / 0	0 / 0	0 / 0	0 / 0	0 / 0	0 / 0	1 / 1	0 / 0	0 / 0	0 / 0	0 / 0	1 / 1	1 / 1
12/21	at Baltimore	0 / 0	0 / 0	0 / 0	0 / 0	0 / 1	0 / 1	0 / 0	0 / 0	0 / 0	0 / 0	0 / 0	0 / 0	0 / 0
12/25	Kansas City	0 / 0	0 / 0	0 / 0	0 / 0	0 / 1	0 / 1	1 / 1	0 / 0	0 / 0	0 / 0	0 / 0	1 / 1	1 / 1
01/04	Cincinnati	0 / 1	0 / 0	0 / 0	0 / 0	0 / 1	0 / 2	0 / 1	0 / 0	0 / 0	0 / 0	0 / 0	0 / 1	0 / 1
TOTALS		6 / 11	1 / 2	0 / 0	0 / 0	0 / 5	7 / 18	7 / 9	3 / 3	2 / 3	1 / 1	2 / 6	15 / 22	
		54.5%	50.0%	0.0%	0.0%	0.0%	38.9%	77.8%	100.0%	66.7%	100.0%	33.3%	68.2%	



SEPTEMBER 8, 2024
STEELERS @ ATLANTA FALCONS
W 18-10

TOP TACKLERS		SACKS		INTS		FORCED FUMBLES		RECOVERED FUMBLES	
PLAYER	NO.	PLAYER	NO.	PLAYER	NO.	PLAYER	NO.	PLAYER	NO.
M. Fitzpatrick	7	M. Adams Sr.	1.0	D. Elliott	1			T. Watt	1
A. Highsmith	6	T. Watt	1.0	D. Jackson	1				
D. Elliott	4								
C. Heyward	4								
T. Watt	4								
M. Adams Sr.	3								
B. Bishop Jr.	3								
D. Kazez	3								
L. Ogunjobi	3								
J. Porter Jr.	3								
P. Wilson	3								
K. Benton	2								
D. Jackson	2								
P. Queen	2								
N. Herbig	1								

SEPTEMBER 15, 2024
STEELERS @ DENVER BRONCOS
W 13-6

TOP TACKLERS		SACKS		INTS		FORCED FUMBLES		RECOVERED FUMBLES	
PLAYER	NO.	PLAYER	NO.	PLAYER	NO.	PLAYER	NO.	PLAYER	NO.
D. Elliott	9	A. Highsmith	1.0	D. Kazez	1				
M. Fitzpatrick	7	T. Watt	1.0	C. Trice Jr.	1				
A. Highsmith	4								
D. Kazez	4								
P. Queen	4								
K. Benton	3								
C. Heyward	3								
D. Jackson	3								
T. Watt	3								
M. Adams Sr.	2								
I. Loudermilk	2								
L. Ogunjobi	2								
J. Porter Jr.	2								
E. Roberts	2								
C. Trice Jr.	2								
B. Bishop Jr.	1								
D. Leal	1								

SEPTEMBER 22, 2024
STEELERS VS. LOS ANGELES CHARGERS
W 20-10

TOP TACKLERS		SACKS		INTS		FORCED FUMBLES		RECOVERED FUMBLES	
PLAYER	NO.	PLAYER	NO.	PLAYER	NO.	PLAYER	NO.	PLAYER	NO.
P. Queen	8	N. Herbig	2.0			N. Herbig	1		
D. Elliott	5	C. Heyward	1.0						
D. Jackson	5	E. Roberts	1.0						
C. Heyward	4	T. Watt	1.0						
J. Porter Jr.	4								
E. Roberts	4								
N. Herbig	3								
L. Ogunjobi	3								
T. Watt	3								
B. Bishop Jr.	2								
M. Fitzpatrick	2								
I. Loudermilk	2								
P. Wilson	2								
K. Benton	1								
A. Highsmith	1								
D. Lowry	1								

SEPTEMBER 29, 2024
STEELERS @ INDIANAPOLIS COLTS
L 27-24

TOP TACKLERS		SACKS		INTS		FORCED FUMBLES		RECOVERED FUMBLES	
PLAYER	NO.	PLAYER	NO.	PLAYER	NO.	PLAYER	NO.	PLAYER	NO.
D. Elliott	12	C. Heyward	1.0			D. Elliott	1		
M. Fitzpatrick	9	B. Bishop Jr.	0.5						
P. Queen	7	L. Ogunjobi	0.5						
C. Heyward	6								
L. Ogunjobi	6								
P. Wilson	6								
J. Porter Jr.	4								
K. Benton	3								
D. Jackson	3								
E. Roberts	3								
T. Edmunds	2								
N. Herbig	2								
T. Watt	2								
B. Bishop Jr.	1								
I. Loudermilk	1								



OCTOBER 6, 2024
STEELERS VS. DALLAS COWBOYS
L 20-17

TOP TACKLERS		SACKS		INTS		FORCED FUMBLES		RECOVERED FUMBLES	
PLAYER	NO.	PLAYER	NO.	PLAYER	NO.	PLAYER	NO.	PLAYER	NO.
M. Fitzpatrick	10	T. Watt	1.5	D. Jackson	1	E. Roberts	1	N. Herbig	1
D. Elliott	9	N. Herbig	0.5	J. Porter Jr.	1	T. Watt	1		
P. Queen	9								
P. Wilson	9								
T. Watt	8								
C. Heyward	4								
D. Jackson	4								
J. Porter Jr.	4								
B. Bishop Jr.	3								
E. Roberts	3								
M. Adams Sr.	2								
N. Herbig	2								
K. Benton	1								
D. Kazeo	1								
D. Leal	1								
D. Lowry	1								
J. Moon	1								
L. Ogunjobi	1								

OCTOBER 13, 2024
STEELERS @ LAS VEGAS RAIDERS
W 32-13

TOP TACKLERS		SACKS		INTS		FORCED FUMBLES		RECOVERED FUMBLES	
PLAYER	NO.	PLAYER	NO.	PLAYER	NO.	PLAYER	NO.	PLAYER	NO.
P. Queen	13	C. Heyward	1.0	D. Jackson	1	T. Watt	2	K. Benton	1
D. Elliott	6							D. Elliott	1
P. Wilson	6								
E. Roberts	5								
T. Watt	5								
M. Fitzpatrick	4								
C. Heyward	4								
J. Porter Jr.	4								
K. Benton	2								
B. Bishop Jr.	2								
L. Ogunjobi	2								
M. Adams Sr.	1								
T. Edmunds	1								
D. Jackson	1								
E. Leota	1								
J. Moon	1								

OCTOBER 20, 2024
STEELERS VS. NEW YORK JETS
W 37-15

TOP TACKLERS		SACKS		INTS		FORCED FUMBLES		RECOVERED FUMBLES	
PLAYER	NO.	PLAYER	NO.	PLAYER	NO.	PLAYER	NO.	PLAYER	NO.
P. Wilson	9	L. Ogunjobi	1.0	B. Bishop Jr.	2				
B. Bishop Jr.	6								
D. Elliott	6								
M. Fitzpatrick	4								
A. Highsmith	4								
P. Queen	4								
J. Pierre	3								
J. Porter Jr.	3								
K. Benton	2								
C. Heyward	2								
D. Jackson	2								
L. Ogunjobi	2								
T. Watt	1								

OCTOBER 28, 2024
STEELERS VS. NEW YORK GIANTS
W 26-18

TOP TACKLERS		SACKS		INTS		FORCED FUMBLES		RECOVERED FUMBLES	
PLAYER	NO.	PLAYER	NO.	PLAYER	NO.	PLAYER	NO.	PLAYER	NO.
J. Porter Jr.	9	A. Highsmith	2.0	B. Bishop Jr.	1	T. Watt	1	T. Watt	1
P. Queen	8	T. Watt	2.0						
D. Elliott	7								
T. Watt	7								
C. Heyward	6								
B. Bishop Jr.	5								
M. Fitzpatrick	4								
A. Highsmith	4								
D. Jackson	4								
L. Ogunjobi	3								
E. Roberts	3								
K. Benton	2								
T. Edmunds	2								
P. Wilson	2								
D. Kazeo	1								
I. Loudermilk	1								



NOVEMBER 10, 2024
STEELERS @ WASHINGTON COMMANDERS
W 28-27

TOP TACKLERS		SACKS		INTS		FORCED FUMBLES		RECOVERED FUMBLES	
PLAYER	NO.	PLAYER	NO.	PLAYER	NO.	PLAYER	NO.	PLAYER	NO.
P. Queen	7	C. Heyward	2.0						
D. Elliott	6	P. Smith	1.0						
J. Porter Jr.	5								
E. Roberts	5								
M. Fitzpatrick	4								
L. Ogunjobi	3								
P. Smith	3								
B. Bishop Jr.	2								
C. Heyward	2								
D. Jackson	2								
K. Benton	1								
D. Kazez	1								
I. Loudermilk	1								
J. Pierre	1								
P. Wilson	1								

NOVEMBER 17, 2024
STEELERS VS. BALTIMORE RAVENS
W 18-16

TOP TACKLERS		SACKS		INTS		FORCED FUMBLES		RECOVERED FUMBLES	
PLAYER	NO.	PLAYER	NO.	PLAYER	NO.	PLAYER	NO.	PLAYER	NO.
P. Queen	10	D. Lowry	1.0	P. Wilson	1	N. Herbig	1	D. Elliott	1
M. Fitzpatrick	7	T. Watt	1.0			P. Queen	1	P. Queen	1
L. Ogunjobi	5								
C. Heyward	4								
K. Benton	3								
E. Roberts	3								
T. Watt	3								
B. Bishop Jr.	2								
D. Elliott	2								
N. Herbig	2								
D. Kazez	2								
P. Wilson	2								
I. Loudermilk	1								
D. Lowry	1								
J. Porter Jr.	1								
P. Smith	1								

NOVEMBER 21, 2024
STEELERS @ CLEVELAND BROWNS
L 24-19

TOP TACKLERS		SACKS		INTS		FORCED FUMBLES		RECOVERED FUMBLES	
PLAYER	NO.	PLAYER	NO.	PLAYER	NO.	PLAYER	NO.	PLAYER	NO.
P. Queen	7	N. Herbig	1.0	D. Jackson	1	D. Elliott	1	D. Elliott	1
D. Elliott	6					M. Fitzpatrick	1	D. Jackson	1
C. Heyward	6					N. Herbig	1		
J. Porter Jr.	6								
N. Herbig	5								
P. Smith	4								
T. Watt	4								
P. Wilson	4								
M. Fitzpatrick	3								
D. Jackson	3								
L. Ogunjobi	3								
E. Roberts	3								
B. Bishop Jr.	2								
K. Benton	1								
I. Loudermilk	1								
C. Sutton	1								

DECEMBER 1, 2024
STEELERS @ CINCINNATI BENGALS
W 44-38

TOP TACKLERS		SACKS		INTS		FORCED FUMBLES		RECOVERED FUMBLES	
PLAYER	NO.	PLAYER	NO.	PLAYER	NO.	PLAYER	NO.	PLAYER	NO.
D. Elliott	11	T. Watt	2.0	D. Jackson	1	N. Herbig	1	P. Wilson	2
P. Queen	9	N. Herbig	1.0			T. Watt	1		
M. Fitzpatrick	6	C. Heyward	1.0						
C. Heyward	5								
J. Porter Jr.	5								
C. Sutton	4								
D. Kazez	3								
T. Watt	3								
P. Wilson	3								
N. Herbig	2								
L. Ogunjobi	2								
K. Benton	1								
B. Bishop Jr.	1								
E. Roberts	1								



DECEMBER 8, 2024
STEELERS VS. CLEVELAND BROWNS
W 27-14

TOP TACKLERS		SACKS		INTS		FORCED FUMBLES		RECOVERED FUMBLES	
PLAYER	NO.	PLAYER	NO.	PLAYER	NO.	PLAYER	NO.	PLAYER	NO.
D. Elliott	13	C. Heyward	2.0	K. Benton	1				
P. Queen	10	A. Highsmith	1.0	J. Pierre	1				
B. Bishop Jr.	6								
J. Porter Jr.	6								
M. Fitzpatrick	5								
C. Heyward	5								
T. Watt	4								
P. Wilson	4								
A. Highsmith	3								
E. Roberts	3								
D. Jackson	2								
L. Ogunjobi	2								
K. Benton	1								
D. Kazez	1								
I. Loudermilk	1								
J. Pierre	1								

DECEMBER 15, 2024
STEELERS @ PHILADELPHIA EAGLES
L 27-13

TOP TACKLERS		SACKS		INTS		FORCED FUMBLES		RECOVERED FUMBLES	
PLAYER	NO.	PLAYER	NO.	PLAYER	NO.	PLAYER	NO.	PLAYER	NO.
P. Queen	11	T. Watt	2.0			T. Watt	1	B. Bishop Jr.	1
M. Fitzpatrick	8	A. Highsmith	1.0						
A. Highsmith	8								
D. Kazez	8								
T. Watt	7								
C. Heyward	5								
J. Porter Jr.	5								
P. Wilson	5								
K. Benton	4								
J. Pierre	4								
E. Roberts	4								
D. Jackson	3								
M. Adams Sr.	2								
B. Bishop Jr.	2								
N. Herbig	2								
I. Loudermilk	2								
P. Smith	2								
D. Lowry	1								
C. Sutton	1								

DECEMBER 21, 2024
STEELERS @ BALTIMORE RAVENS
L 34-17

TOP TACKLERS		SACKS		INTS		FORCED FUMBLES		RECOVERED FUMBLES	
PLAYER	NO.	PLAYER	NO.	PLAYER	NO.	PLAYER	NO.	PLAYER	NO.
P. Queen	8	A. Highsmith	1.0	M. Fitzpatrick	1	A. Highsmith	1		
D. Kazez	7								
M. Fitzpatrick	6								
C. Heyward	6								
I. Loudermilk	5								
C. Trice Jr.	5								
A. Highsmith	4								
T. Watt	4								
J. Pierre	3								
J. Porter Jr.	3								
P. Wilson	3								
E. Roberts	2								
M. Adams Sr.	1								
K. Benton	1								
B. Bishop Jr.	1								
N. Herbig	1								
D. Lowry	1								
M. Robinson	1								
P. Smith	1								

DECEMBER 25, 2024
STEELERS VS. KANSAS CITY CHIEFS
L 29-10

TOP TACKLERS		SACKS		INTS		FORCED FUMBLES		RECOVERED FUMBLES	
PLAYER	NO.	PLAYER	NO.	PLAYER	NO.	PLAYER	NO.	PLAYER	NO.
M. Fitzpatrick	7								
P. Queen	7								
D. Elliott	4								
C. Heyward	4								
A. Highsmith	4								
D. Jackson	4								
P. Wilson	4								
L. Ogunjobi	3								
E. Roberts	3								
C. Sutton	3								
C. Trice Jr.	3								
T. Watt	3								
K. Benton	2								
M. Adams Sr.	1								
I. Loudermilk	1								



JANUARY 4, 2025
 STEELERS VS. CINCINNATI BENGALS
 L 19-17

TOP TACKLERS		SACKS		INTS		FORCED FUMBLES		RECOVERED FUMBLES	
PLAYER	NO.	PLAYER	NO.	PLAYER	NO.	PLAYER	NO.	PLAYER	NO.
C. Trice Jr.	11	K. Benton	1.0	B. Bishop Jr.	1	P. Queen	1		
P. Wilson	9	N. Herbig	1.0			P. Wilson	1		
D. Elliott	8	P. Queen	1.0						
A. Highsmith	7	P. Smith	1.0						
J. Porter Jr.	6								
C. Sutton	6								
K. Benton	5								
P. Queen	5								
M. Fitzpatrick	3								
M. Adams Sr.	2								
N. Herbig	2								
E. Roberts	2								
P. Smith	2								
C. Heyward	1								
L. Ogunjobi	1								



DATE	OPPONENT	TT	SOLO	ASST	SACKS	SACK YDS	INTS	INT YDS	PD	DTD	DS	TFL	QBH	FF	FR
9/8	at Atlanta	50	31	19	2	18.0	2	49.0	5	0	0	3	7	0	1
9/15	at Denver	54	34	20	2	15.0	2	5.0	6	0	0	6	7	0	0
9/22	L.A. Chargers	50	32	18	5	44.0	0	0.0	1	0	0	7	7	1	0
9/29	at Indianapolis	67	37	30	2	14.0	0	0.0	2	0	0	4	8	1	0
10/6	Dallas	73	51	22	2	16.0	2	18.0	6	0	0	3	6	2	1
10/13	at Las Vegas	58	40	18	1	9.0	1	24.0	5	0	0	7	3	2	2
10/20	N.Y. Jets	48	34	14	1	7.0	2	41.0	6	0	0	5	8	0	0
10/28	N.Y. Giants	68	38	30	4	27.0	1	5.0	4	0	0	6	12	1	1
11/10	at Washington	44	37	7	3	20.0	0	0.0	5	0	0	9	6	0	0
11/17	Baltimore	49	20	29	2	2.0	1	0.0	6	0	0	3	6	2	2
11/21	at Cleveland	59	26	33	1	0.0	1	2.0	6	0	0	1	6	3	2
12/1	at Cincinnati	56	32	24	4	27.0	1	11.0	4	1	0	6	11	2	3
12/8	Cleveland	67	37	30	3	16.0	2	29.0	5	0	0	7	6	0	0
12/15	at Philadelphia	84	45	39	3	20.0	0	0.0	2	0	0	5	5	1	1
12/21	at Baltimore	63	33	30	1	9.0	1	25.0	3	0	0	3	0	1	0
12/25	Kansas City	53	37	16	0	0.0	0	0.0	5	0	0	2	2	0	0
1/4	Cincinnati	70	46	24	4	31.0	1	0.0	6	0	0	7	5	2	0
2024 TOTALS		1,013	610	403	40	275.0	17	209.0	77	1	0	84	105	18	13



AMERICAN FOOTBALL CONFERENCE						
	OFFENSE			TOTAL	DEFENSE	
	TOTAL	RUSH	PASS		RUSH	PASS
Baltimore Ravens	*1	*1	2	7	*1	15
Buffalo Bills	3	3	3	11	7	12
Cincinnati Bengals	2	14	*1	14	11	11
Cleveland Browns	15	13	11	12	12	7
Denver Broncos	7	7	9	5	2	10
Houston Texans	9	6	10	4	6	3
Indianapolis Colts	4	2	13	15	14	14
Jacksonville Jaguars	12	12	12	16	15	16
Kansas City Chiefs	5	11	5	6	4	9
Las Vegas Raiders	14	16	4	10	8	8
Los Angeles Chargers	8	8	8	8	9	4
Miami Dolphins	6	10	6	3	5	5
New England Patriots	16	5	16	13	13	6
New York Jets	11	15	7	2	10	2
Pittsburgh Steelers	10	4	15	9	3	13
Tennessee Titans	13	9	14	*1	16	*1

NATIONAL FOOTBALL CONFERENCE						
	OFFENSE			TOTAL	DEFENSE	
	TOTAL	RUSH	PASS		RUSH	PASS
Arizona Cardinals	8	6	11	9	9	7
Atlanta Falcons	5	7	4	10	6	11
Carolina Panthers	14	10	15	16	16	12
Chicago Bears	16	14	16	13	12	8
Dallas Cowboys	12	15	8	14	13	9
Detroit Lions	*1	5	*1	8	3	16
Green Bay Packers	4	4	9	2	4	6
Los Angeles Rams	11	13	7	12	10	10
Minnesota Vikings	9	11	5	6	*1	14
New Orleans Saints	13	9	12	15	15	13
New York Giants	15	12	13	11	11	4
Philadelphia Eagles	7	*1	14	*1	5	*1
San Francisco 49ers	3	8	3	3	8	3
Seattle Seahawks	10	16	6	5	7	5
Tampa Bay Buccaneers	2	3	2	7	2	15
Washington Commanders	6	2	10	4	14	2

NATIONAL FOOTBALL LEAGUE						
	OFFENSE			TOTAL	DEFENSE	
	TOTAL	RUSH	PASS		RUSH	PASS
Arizona Cardinals	11	7	18	21	20	14
Atlanta Falcons	6	10	5	23	15	22
Baltimore Ravens	*1	*1	7	10	*1	31
Buffalo Bills	10	9	9	17	12	24
Carolina Panthers	29	18	30	32	32	23
Chicago Bears	32	25	31	27	28	16
Cincinnati Bengals	9	30	*1	25	19	21
Cleveland Browns	28	29	22	19	21	12
Dallas Cowboys	17	27	11	28	29	17
Denver Broncos	19	16	20	7	3	19
Detroit Lions	2	6	2	20	5	30
Green Bay Packers	5	5	12	5	7	13
Houston Texans	22	15	21	6	11	6
Indianapolis Colts	13	8	25	29	24	26
Jacksonville Jaguars	25	26	24	31	25	32
Kansas City Chiefs	16	22	14	9	8	18
Las Vegas Raiders	27	32	13	15	13	15
Los Angeles Chargers	20	17	19	11	14	7
Los Angeles Rams	15	24	10	26	22	20
Miami Dolphins	18	21	15	4	9	9
Minnesota Vikings	12	19 T	6	16	2	28
New England Patriots	31	13	32	22	23	10
New Orleans Saints	21	14	23	30	31	27
New York Giants	30	23	28	24	27	8
New York Jets	24	31	16	3	17	4
Philadelphia Eagles	8	2	29	*1	10	*1
Pittsburgh Steelers	23	11	27	12	6	25
San Francisco 49ers	4	12	4	8	18	5
Seattle Seahawks	14	28	8	14	16	11
Tampa Bay Buccaneers	3	4	3	18	4	29
Tennessee Titans	26	19 T	26	2	26	2
Washington Commanders	7	3	17	13	30	3

* = NFL leader | T = Tied for position

NFL									
OFFENSE					DEFENSE				
WEEK	TOTAL	RUSH	PASS	*POINTS SCORED	TOTAL	RUSH	PASS	*POINTS SCORED	
1	T-20	13	28	23	4	10	T-7	T-2	
2	30	12	30	26	5	T-4	14	2	
3	24	12	29	24	1	T-2	5	1	
4	17	10	22	T-22	4	3	T-8	2	
5	23	13	27	26	8	5	17	T-2	
6	26	9	28	20	8	4	13	2	
7	19	9	26	16	8	3	22	2	
8	16	8	25	15	9	4	22	2	
10	18	8	26	12	8	4	19	2	
11	19	8	28	15	8	4	18	2	
12	18	8	26	14	9	4	17	4	
13	14	9	20	10	6	4	19	T-6	
14	17	9	23	10	7	4	17	5	
15	18	10	24	T-10	9	4	22	6	
16	19	11	25	12	11	8	20	T-7	
17	16	10	25	14	11	7	23	7	
18	23	11	27	16	12	6	25	8	

*Points per game

AFC									
OFFENSE					DEFENSE				
WEEK	TOTAL	RUSH	PASS	*POINTS SCORED	TOTAL	RUSH	PASS	*POINTS SCORED	
1	10	6	13	10	3	6	3	T-1	
2	16	5	16	13	5	3	10	2	
3	11	5	13	11	1	2	4	1	
4	6	3	9	10	4	2	7	2	
5	9	6	11	12	7	3	10	T-2	
6	10	2	12	7	7	2	9	2	
7	8	2	11	6	7	2	12	2	
8	6	2	11	6	8	3	12	2	
10	6	2	12	5	7	3	12	2	
11	7	2	14	6	6	3	11	2	
12	6	2	13	6	7	3	10	3	
13	4	2	9	4	4	3	9	T-3	
14	5	2	11	4	5	3	10	3	
15	5	3	12	T-4	7	3	11	4	
16	6	4	13	6	7	5	11	4	
17	6	4	13	7	7	3	11	4	
18	10	4	15	7	9	3	13	4	



2024 REGULAR SEASON - DEFENSIVE TAKEAWAYS						
DATE	OPPONENT	TAKEAWAY	QTR.	SCORE	YD-LINE	RESULT
09/08	at Atlanta	D. Elliott INT (K. Cousins)	1	3-3	PIT-49	FG
		T. Watt FR (D. Dalman fumble)	3	9-10	PIT-38	FG
		D. Jackson INT (K. Cousins)	4	15-10	PIT-33	FG
09/15	at Denver	C. Trice Jr. INT (B. Nix; touchback)	3	10-0	PIT-(-8)	FG
		D. Kazez INT (B. Nix)	4	13-6	PIT-40	EOG
09/22	L.A. Chargers	None				
09/29	at Indianapolis	None				
10/06	Dallas	N. Herbig FR (T. Watt FF)	2	3-3	PIT-20	Punt
		D. Jackson INT (D. Prescott)	2	3-6	PIT-0	End of Half
		J. Porter Jr. INT (D. Prescott)	4	10-13	PIT-21	TD
10/13	at Las Vegas	K. Benton FR (T. Watt FF)	2	6-7	LV-30	TD
		D. Elliott FR (T. Watt FF)	4	22-7	PIT-1	Punt
		D. Jackson INT (A. O'Connell)	4	22-7	LV-31	TD
10/20	N.Y. Jets	B. Bishop Jr. INT (A. Rodgers)	2	6-15	PIT-46	TD
		B. Bishop Jr. INT (A. Rodgers)	3	16-15	NYJ-42	TD
10/28	N.Y. Giants	T. Watt FR (T. Watt FF)	4	26-18	PIT-28	Punt
		B. Bishop Jr. INT (D. Jones)	4	26-18	PIT-29	EOG
11/10	at Washington	None				
11/17	Baltimore	D. Elliott FR (N. Herbig FF)	1	0-0	BLT-42	FG
		P. Queen FR (P. Queen FF)	2	6-7	BLT-19	FG
		P. Wilson INT (L. Jackson)	4	15-10	PIT-36	FG
11/21	at Cleveland	D. Jackson FR (D. Elliott FF)	3	3-10	PIT-26	Downs
		D. Elliott FR (N. Herbig FF)	4	13-18	CLV-27	TD
		D. Jackson INT (J. Winston)	4	19-18	PIT-22	Punt
12/01	at Cincinnati	P. Wilson FR (P. Wilson FF)	2	21-21	PIT-35	FG
		D. Jackson INT (J. Burrow)	4	34-24	PIT-36	Punt
		P. Wilson FR (N. Herbig FF)	4	41-24	CIN-21	TD
12/08	Cleveland	K. Benton INT (J. Winston)	2	3-7	CLV-42	TD
		J. Pierre INT (J. Winston)	4	27-14	PIT-18	Punt
12/15	at Philadelphia	B. Bishop Jr. FR (T. Watt FF)	1	0-3	PHI-45	Punt
12/21	at Baltimore	M. Fitzpatrick INT (L. Jackson)	4	17-24	PIT-8	INT
12/25	Kansas City	None				
01/04	Cincinnati	B. Bishop Jr. INT (J. Burrow)	2	7-10	PIT-17	Downs

2024 REGULAR SEASON - OFFENSIVE GIVEAWAYS						
DATE	OPPONENT	TAKEAWAY	QTR.	SCORE	YD-LINE	RESULT
09/08	at Atlanta	None				
09/15	at Denver	None				
09/22	L.A. Chargers	J. Fields INT (B. Dupree)	3	10-10	LAC-34	Punt
09/29	at Indianapolis	G. Pickens fumble (N. Cross FF; J. Blackmon FR)	2	0-17	IND-3	Punt
		J. Fields fumble (C. Lammons FF; C. Lammons FR)	3	3-17	PIT-45	Missed FG
10/06	Dallas	P. Freiermuth fumble (E. Kendrick FF; J. Lewis FR)	4	17-20	PIT-11	EOG
10/13	at Las Vegas	None				
10/20	N.Y. Jets	None				
10/28	N.Y. Giants	R. Wilson fumble (B. Okereke FF; B. Okereke FR)	4	26-18	PIT-37	Fumble
11/10	at Washington	R. Wilson INT (J. Chinn)	3	21-27	WAS-26	Punt
		J. Warren fumble (Q. Martin FF; J. Chinn FR)	4	21-27	WAS-1	Punt
11/17	Baltimore	R. Wilson INT (M. Humphrey; touchback)	4	15-10	BLT-(-8)	INT
11/21	at Cleveland	R. Wilson fumble (M. Garrett FF; W. Reid FR)	2	3-7	PIT-31	FG
12/01	at Cincinnati	R. Wilson INT (C. Taylor-Britt)	1	0-7	CIN-49	TD
12/08	Cleveland	C. Patterson fumble (I. McGuire FF; M. Garrett FR)	4	27-14	CLV-47	INT
12/15	at Philadelphia	R. Wilson fumble (D. Slay FR)	3	13-20	PHI-26	TD
12/21	at Baltimore	R. Wilson fumble (A. Washington FF; K. Van Noy FR)	2	7-7	BLT-4	TD
		R. Wilson INT (M. Humphrey)	4	17-31	PIT-37	TD
12/25	Kansas City	R. Wilson INT (J. Reid; touchback)	1	0-13	KC-(-5)	Punt
		P. Freiermuth fumble (T. McDuffie FF; N. Bolton FR)	4	10-22	PIT-34	TD
01/04	Cincinnati	None				

2024 REGULAR SEASON - SPECIAL TEAMS/MISC TAKEAWAYS						
DATE	OPPONENT	TAKEAWAY	QTR.	SCORE	YD-LINE	RESULT
11/10	at Washington	B. Skowronek FR (O. Zaccheaus fumble)	2	7-7	WAS-14	TD
12/08	Cleveland	B. Skowronek FR (K. Toney fumble)	4	27-14	CLV-20	EOG
12/15	at Philadelphia	N. Herbig FR (M. Robinson FF)	1	0-3	PHI-11	FG
01/04	Cincinnati	C. Heyward FR (D. Ivey fumble)	4	14-19	CIN-38	FG

2024 REGULAR SEASON - SPECIAL TEAMS/MISC GIVEAWAYS						
DATE	OPPONENT	TAKEAWAY	QTR.	SCORE	YD-LINE	RESULT
01/04	Cincinnati	C. Austin III fumble (S. Heyward FF; A. Davis-Gaither FR)	2	7-10	PIT-33	INT

2024 REGULAR SEASON - TURNOVERS		
Offense:	16 Giveaways 38 Points (5 TD, 1 FG)	Ratio +16 (33 takes, 17 gives)
Defense:	29 Takeaways 78 Points (8 TD, 8 FG)	
Special Teams:	1 Giveaway 0 Points (0 TD, 0 FG) 4 Takeaways 13 Points (1 TD, 2 FG)	Points Off Turnovers Ratio +53 (91 scored, 38 allowed)

DATE	OPPONENT	FORCED TURNOVERS			TURNOVERS CONVERTED					OUTCOME	
		FUM	INTS	TOTAL	TD	FG	PTS.	PTS. PCT.	TD PCT.	NET DIFF.	RESULT
09/08	Pittsburgh	1	2	3	0	3	9	100.0	0.0	+3	W
	at Atlanta	0	0	0	0	0	0	0.0	0.0	-3	L
09/15	Pittsburgh	0	2	2	0	1	3	50.0	0.0	+2	W
	at Denver	0	0	0	0	0	0	0.0	0.0	-2	L
09/22	Pittsburgh	0	0	0	0	0	0	0.0	0.0	-1	W
	L.A. Chargers	0	1	1	0	0	0	0.0	0.0	+1	L
09/29	Pittsburgh	0	0	0	0	0	0	0.0	0.0	-2	L
	at Indianapolis	2	0	2	0	0	0	0.0	0.0	+2	W
10/06	Pittsburgh	1	2	3	1	0	7	33.3	100.0	+2	L
	Dallas	1	0	1	0	0	0	0.0	0.0	-2	W
10/13	Pittsburgh	2	1	3	2	0	13	66.7	100.0	+3	W
	at Las Vegas	0	0	0	0	0	0	0.0	0.0	-3	L
10/20	Pittsburgh	0	2	2	2	0	14	100.0	100.0	+2	W
	N.Y. Jets	0	0	0	0	0	0	0.0	0.0	-2	L
10/28	Pittsburgh	1	1	2	0	0	0	0.0	0.0	+1	W
	N.Y. Giants	1	0	1	0	0	0	0.0	0.0	-1	L
11/10	Pittsburgh	1	0	1	1	0	7	100.0	100.0	-1	W
	at Washington	1	1	2	0	0	0	0.0	0.0	+1	L
11/17	Pittsburgh	2	1	3	0	3	9	100.0	0.0	+2	W
	Baltimore	0	1	1	0	0	0	0.0	0.0	-2	L
11/21	Pittsburgh	2	1	3	1	0	6	33.3	100.0	+2	L
	at Cleveland	1	0	1	0	1	3	100.0	0.0	-2	W
12/01	Pittsburgh	2	1	3	1	1	9	66.7	50.0	+2	W
	at Cincinnati	0	1	1	1	0	7	100.0	100.0	-2	L
12/08	Pittsburgh	1	2	3	1	0	7	33.3	100.0	+2	W
	Cleveland	1	0	1	0	0	0	0.0	0.0	-2	L
12/15	Pittsburgh	2	0	2	0	2	6	100.0	0.0	+1	L
	at Philadelphia	1	0	1	1	0	7	100.0	100.0	-1	W
12/21	Pittsburgh	0	1	1	0	0	0	0.0	0.0	-1	L
	at Baltimore	1	1	2	2	0	14	100.0	100.0	+1	W
12/25	Pittsburgh	0	0	0	0	0	0	0.0	0.0	-2	L
	Kansas City	1	1	2	1	0	7	50.0	100.0	+2	W
01/04	Pittsburgh	1	1	2	0	1	3	50.0	0.0	+1	L
	Cincinnati	1	0	1	0	0	0	0.0	0.0	-1	W
STEELERS		16	17	33	9	11	93	60.6	27.3	+16	10-7
OPPONENTS		11	6	17	5	1	38	35.3	29.4	-16	7-10

Table with 3 columns: RECEIVING, CALVIN AUSTIN III, and PATI FREIERMUTH. Each column has 6 sub-columns: DATE, OPP, NO., YDS, AVG, LG, TD. Includes game logs and a TOTALS row.

Table with 3 columns: RECEIVING, NAJEE HARRIS, and CONNOR HEYWARD. Each column has 6 sub-columns: DATE, OPP, NO., YDS, AVG, LG, TD. Includes game logs and a TOTALS row.

Table with 3 columns: RECEIVING, SCOTTY MILLER, and GEORGE PICKENS. Each column has 6 sub-columns: DATE, OPP, NO., YDS, AVG, LG, TD. Includes game logs and a TOTALS row.

Table with 3 columns: RECEIVING, MYCOLE PRUITT, and JAYLEN WARREN. Each column has 6 sub-columns: DATE, OPP, NO., YDS, AVG, LG, TD. Includes game logs and a TOTALS row.

RECEIVING:		DARNELL WASHINGTON				
DATE	OPP	NO.	YDS	AVG	LG	TD
09/08	@ Atlanta	1	5	5.0	5	0
09/15	@ Denver	1	5	5.0	5t	1
09/22	vs. L.A. Chargers	0	0	0.0	--	0
09/29	@ Indianapolis	2	31	15.5	20	0
10/06	vs. Dallas	1	5	5.0	5	0
10/13	@ Las Vegas	1	9	9.0	9	0
10/20	vs. N.Y. Jets	4	36	9.0	18	0
10/28	vs. N.Y. Giants	1	29	29.0	29	0
11/10	@ Washington	1	6	6.0	6	0
11/17	vs. Baltimore	2	42	21.0	25	0
11/21	@ Cleveland	3	14	4.7	6	0
12/01	@ Cincinnati	1	10	10.0	10	0
12/08	vs. Cleveland	0	0	0.0	--	0
12/15	@ Philadelphia	0	0	0.0	--	0
12/21	@ Baltimore	0	0	0.0	--	0
12/25	vs. Kansas City	1	8	8.0	8	0
01/04	vs. Cincinnati	0	0	0.0	--	0
TOTALS		19	200	10.5	29	1

DATE	OPP.	T.J. WATT													PAYTON WILSON												
		S	A	TK	TFL	TFLY	SK	SKY	INT	FR	FF	PR	PD	S	A	TK	TFL	TFLY	SK	SKY	INT	FR	FF	PR	PD		
09/08	@ Atlanta	2	2	4	2	12	1.0	9.0	0	1	0	3	0	3	0	3	0	0	0.0	0.0	0	0	0	0	0		
09/15	@ Denver	2	1	3	2	11	1.0	8.0	0	0	0	2	1	0	0	0	0	0.0	0.0	0	0	0	0	0			
09/22	vs. L.A. Chargers	3	0	3	1	8	1.0	8.0	0	0	0	2	0	1	1	2	0	0	0.0	0.0	0	0	0	0			
09/29	@ Indianapolis	0	2	2	0	0	0.0	0.0	0	0	0	0	0	4	2	6	0	0	0.0	0.0	0	0	0	0			
10/06	vs. Dallas	7	1	8	1	7	1.5	11.5	0	0	1	3	0	5	4	9	0	0	0.0	0.0	0	0	0	0			
10/13	@ Las Vegas	5	0	5	2	4	0.0	0.0	0	0	2	0	0	5	1	6	1	1	0.0	0.0	0	0	0	0			
10/20	vs. N.Y. Jets	0	1	1	0	0	0.0	0.0	0	0	0	2	1	4	5	9	0	0	0.0	0.0	0	0	0	0			
10/28	vs. N.Y. Giants	5	2	7	2	18	2.0	18.0	0	1	1	2	0	1	1	2	0	0	0.0	0.0	0	0	0	2			
11/10	@ Washington	0	0	0	0	0	0.0	0.0	0	0	0	2	1	1	0	1	0	0	0.0	0.0	0	0	0	0			
11/17	vs. Baltimore	3	0	3	2	5	1.0	2.0	0	0	0	2	0	2	0	2	0	0	0.0	0.0	1	0	0	0			
11/21	@ Cleveland	1	3	4	1	1	0.0	0.0	0	0	0	0	0	1	3	4	0	0	0.0	0.0	0	0	0	0			
12/01	@ Cincinnati	3	0	3	3	12	2.0	11.0	0	0	1	5	0	1	2	3	0	0	0.0	0.0	0	2	0	0			
12/08	vs. Cleveland	2	2	4	1	5	0.0	0.0	0	0	0	2	0	4	0	4	1	4	0.0	0.0	0	0	0	0			
12/15	@ Philadelphia	5	2	7	1	12	2.0	12.0	0	0	1	2	0	3	2	5	0	0	0.0	0.0	0	0	0	1			
12/21	@ Baltimore	1	3	4	0	0	0.0	0.0	0	0	0	0	0	2	1	3	0	0	0.0	0.0	0	0	0	0			
12/25	vs. Kansas City	1	2	3	1	1	0.0	0.0	0	0	0	0	1	3	1	4	0	0	0.0	0.0	0	0	0	0			
01/04	vs. Cincinnati	0	0	0	0	0	0.0	0.0	0	0	0	0	0	7	2	9	1	4	0.0	0.0	0	0	1	0			
TOTALS		40	21	61	19	96	11.5	79.5	0	2	6	27	4	47	25	72	3	9	0.0	0.0	1	2	1	2			



DATE	OPP.	JONATHAN WARD			RODNEY WILLIAMS			PAYTON WILSON		
		TKL	AST	TOT	TKL	AST	TOT	TKL	AST	TOT
09/08	@ Atlanta	PRACTICE SQUAD			DID NOT PLAY			0	0	0
09/15	@ Denver	PRACTICE SQUAD						0	0	0
09/22	vs. L.A. Chargers	PRACTICE SQUAD			1	0	1	0	0	0
09/29	@ Indianapolis	PRACTICE SQUAD			0	0	0	0	0	0
10/06	vs. Dallas	PRACTICE SQUAD			0	0	0	0	0	0
10/13	@ Las Vegas	PRACTICE SQUAD			0	0	0	0	0	0
10/20	vs. N.Y. Jets	PRACTICE SQUAD			0	0	0	0	1	1
10/28	vs. N.Y. Giants	1	0	1	0	0	0	0	1	1
11/10	@ Washington	DID NOT PLAY			DID NOT PLAY			0	0	0
11/17	vs. Baltimore	ON INACTIVE LIST						0	0	0
11/21	@ Cleveland	ON INACTIVE LIST						1	1	2
12/01	@ Cincinnati	ON INACTIVE LIST						0	0	0
12/08	vs. Cleveland	PRACTICE SQUAD						0	0	0
12/15	@ Philadelphia	PRACTICE SQUAD						0	1	1
12/21	@ Baltimore	PRACTICE SQUAD						0	0	0
12/25	vs. Kansas City	PRACTICE SQUAD						0	0	0
01/04	vs. Cincinnati	PRACTICE SQUAD						1	0	1
TOTALS		1	0	1	1	0	1	2	4	6

PUNTING:		CORLISS WAITMAN								CAMERON JOHNSTON							
DATE	OPP.	NO.	YDS	AVG	TB	IN 20	LG	NET	BLK	NO.	YDS	AVG	TB	IN 20	LG	NET	BLK
09/08	@ Atlanta	<i>DID NOT PLAY</i>															
09/15	@ Denver	8	424	53.0	3	2	58	43.0	0	2	103	51.5	0	1	58	37.5	0
09/22	vs. L.A. Chargers	3	156	52.0	0	1	56	50.3	0	<i>INJURED RESERVE</i>							
09/29	@ Indianapolis	3	103	34.3	0	2	40	32.7	0	<i>INJURED RESERVE</i>							
10/06	vs. Dallas	5	222	44.4	1	2	48	40.4	0	<i>INJURED RESERVE</i>							
10/13	@ Las Vegas	3	137	45.7	0	2	47	46.0	0	<i>INJURED RESERVE</i>							
10/20	vs. N.Y. Jets	4	184	46.0	0	3	55	45.0	0	<i>INJURED RESERVE</i>							
10/28	vs. N.Y. Giants	3	131	43.7	0	2	55	43.0	0	<i>INJURED RESERVE</i>							
11/10	@ Washington	5	212	42.4	0	3	51	42.4	0	<i>INJURED RESERVE</i>							
11/17	vs. Baltimore	4	226	56.5	1	1	71	49.3	0	<i>INJURED RESERVE</i>							
11/21	@ Cleveland	1	15	15.0	0	0	15	15.0	0	<i>INJURED RESERVE</i>							
12/01	@ Cincinnati	1	38	38.0	0	1	38	38.0	0	<i>INJURED RESERVE</i>							
12/08	vs. Cleveland	6	314	52.3	0	1	60	45.0	0	<i>INJURED RESERVE</i>							
12/15	@ Philadelphia	5	215	43.0	0	2	49	37.2	0	<i>INJURED RESERVE</i>							
12/21	@ Baltimore	5	247	49.4	0	3	58	46.2	0	<i>INJURED RESERVE</i>							
12/25	vs. Kansas City	4	178	44.5	0	0	58	36.0	0	<i>INJURED RESERVE</i>							
01/04	vs. Cincinnati	5	213	42.6	0	2	50	37.8	0	<i>INJURED RESERVE</i>							
TOTALS		65	3,015	46.4	5	27	71	41.9	0	2	103	51.5	0	1	58	37.5	0

PUNTING:		CHRIS BOSWELL							
DATE	OPP.	NO.	YDS	AVG	TB	IN 20	LG	NET	BLK
09/08	@ Atlanta	1	43	43.0	0	0	43	43.0	0
09/15	@ Denver	0	0	0.0	0	0	0	0.0	0
09/22	vs. L.A. Chargers	0	0	0.0	0	0	0	0.0	0
09/29	@ Indianapolis	0	0	0.0	0	0	0	0.0	0
10/06	vs. Dallas	0	0	0.0	0	0	0	0.0	0
10/13	@ Las Vegas	0	0	0.0	0	0	0	0.0	0
10/20	vs. N.Y. Jets	0	0	0.0	0	0	0	0.0	0
10/28	vs. N.Y. Giants	0	0	0.0	0	0	0	0.0	0
11/10	@ Washington	0	0	0.0	0	0	0	0.0	0
11/17	vs. Baltimore	0	0	0.0	0	0	0	0.0	0
11/21	@ Cleveland	0	0	0.0	0	0	0	0.0	0
12/01	@ Cincinnati	0	0	0.0	0	0	0	0.0	0
12/08	vs. Cleveland	0	0	0.0	0	0	0	0.0	0
12/15	@ Philadelphia	0	0	0.0	0	0	0	0.0	0
12/21	@ Baltimore	0	0	0.0	0	0	0	0.0	0
12/25	vs. Kansas City	0	0	0.0	0	0	0	0.0	0
01/04	vs. Cincinnati	0	0	0.0	0	0	0	0.0	0
TOTALS		1	43	43.0	0	0	43	43.0	0

FIELD GOALS:		CHRIS BOSWELL									
DATE	OPP.	0-19	20-29	30-39	40-49	50+	TOTAL	FGM	FGA	PCT	LG
09/08	@ Atlanta	0/0	1/1	0/0	2/2	3/3	6/6	6	6	100.0%	57
09/15	@ Denver	0/0	1/1	0/0	0/0	1/1	2/2	2	2	100.0%	53
09/22	vs. L.A. Chargers	0/0	0/0	2/2	0/0	0/1	2/3	2	3	66.7%	38
09/29	@ Indianapolis	0/0	0/0	0/0	0/0	1/1	1/1	1	1	100.0%	50
10/06	vs. Dallas	0/0	0/0	0/0	1/1	0/0	1/1	1	1	100.0%	41
10/13	@ Las Vegas	0/0	0/0	2/2	1/1	1/1	4/4	4	4	100.0%	52
10/20	vs. N.Y. Jets	0/0	2/2	0/0	1/1	0/0	3/3	3	3	100.0%	46
10/28	vs. N.Y. Giants	0/0	3/3	1/1	0/0	0/0	4/4	4	4	100.0%	31
11/10	@ Washington	0/0	0/0	0/0	0/0	0/0	0/0	0	0	0.0%	0
11/17	vs. Baltimore	0/0	1/1	2/2	0/0	3/3	6/6	6	6	100.0%	57
11/21	@ Cleveland	0/0	1/1	0/0	1/1	0/1	2/3	2	3	66.7%	48
12/01	@ Cincinnati	0/0	0/0	2/2	0/1	1/1	3/4	3	4	75.0%	50
12/08	vs. Cleveland	0/0	0/0	1/1	0/0	1/1	2/2	2	2	100.0%	54
12/15	@ Philadelphia	0/0	0/0	1/1	1/1	0/0	2/2	2	2	100.0%	49
12/21	@ Baltimore	0/0	0/0	0/0	0/0	1/1	1/1	1	1	100.0%	51
12/25	vs. Kansas City	0/0	0/0	1/1	0/0	0/0	1/1	1	1	100.0%	36
01/04	vs. Cincinnati	0/0	0/0	0/0	0/0	1/1	1/1	1	1	100.0%	54
TOTALS		0/0	9/9	12/12	7/8	13/15	41/44	41	44	93.2%	57



KICKOFF RETURNS:		MINKAH FITZPATRICK						CORDARRELLE PATTERSON						AARON SHAMPKLIN					
DATE	OPP.	NO.	YDS	AVG	LG	FC	TD	NO.	YDS	AVG	LG	FC	TD	NO.	YDS	AVG	LG	FC	TD
09/08	@ Atlanta	0	0	0.0	0	0	0	0	0	0.0	0	0	0	PRACTICE SQUAD					
09/15	@ Denver	0	0	0.0	0	0	0	0	0	0.0	0	0	0	PRACTICE SQUAD					
09/22	vs. L.A. Chargers	0	0	0.0	0	0	0	0	0	0.0	0	0	0	PRACTICE SQUAD					
09/29	@ Indianapolis	0	0	0.0	0	0	0	0	0	0.0	0	0	0	PRACTICE SQUAD					
10/06	vs. Dallas	0	0	0.0	0	0	0	ON INACTIVE LIST						4	101	25.3	32	0	0
10/13	@ Las Vegas	1	7	7.0	7	0	0	ON INACTIVE LIST						0	0	0.0	0	0	0
10/20	vs. N.Y. Jets	0	0	0.0	0	0	0	ON INACTIVE LIST						ON INACTIVE LIST					
10/28	vs. N.Y. Giants	0	0	0.0	0	0	0	ON INACTIVE LIST						ON INACTIVE LIST					
11/10	@ Washington	0	0	0.0	0	0	0	3	61	20.3	25	0	0	PRACTICE SQUAD					
11/17	vs. Baltimore	0	0	0.0	0	0	0	0	0	0.0	0	0	0	PRACTICE SQUAD					
11/21	@ Cleveland	0	0	0.0	0	0	0	2	34	17.0	24	0	0	PRACTICE SQUAD					
12/01	@ Cincinnati	0	0	0.0	0	0	0	1	21	21.0	21	0	0	PRACTICE SQUAD					
12/08	vs. Cleveland	0	0	0.0	0	0	0	0	0	0.0	0	0	0	PRACTICE SQUAD					
12/15	@ Philadelphia	0	0	0.0	0	0	0	2	65	32.5	33	0	0	PRACTICE SQUAD					
12/21	@ Baltimore	0	0	0.0	0	0	0	1	18	18.0	18	0	0	PRACTICE SQUAD					
12/25	vs. Kansas City	0	0	0.0	0	0	0	2	41	20.5	23	0	0	PRACTICE SQUAD					
01/04	vs. Cincinnati	0	0	0.0	0	0	0	0	0	0.0	0	0	0	PRACTICE SQUAD					
TOTALS		1	7	7.0	7	0	0	11	240	21.8	33	0	0	4	101	25.3	32	0	0

KICKOFF RETURNS:		JAYLEN WARREN					
DATE	OPP.	NO.	YDS	AVG	LG	FC	TD
09/08	@ Atlanta	0	0	0.0	0	0	0
09/15	@ Denver	1	13	13.0	13	0	0
09/22	vs. L.A. Chargers	0	0	0.0	0	0	0
09/29	@ Indianapolis	ON INACTIVE LIST					
10/06	vs. Dallas	ON INACTIVE LIST					
10/13	@ Las Vegas	1	26	26.0	26	0	0
10/20	vs. N.Y. Jets	0	0	0.0	0	0	0
10/28	vs. N.Y. Giants	0	0	0.0	0	0	0
11/10	@ Washington	2	56	28.0	35	0	0
11/17	vs. Baltimore	0	0	0.0	0	0	0
11/21	@ Cleveland	1	26	26.0	26	0	0
12/01	@ Cincinnati	1	15	15.0	15	0	0
12/08	vs. Cleveland	0	0	0.0	0	0	0
12/15	@ Philadelphia	0	0	0.0	0	0	0
12/21	@ Baltimore	1	34	34.0	34	0	0
12/25	vs. Kansas City	0	0	0.0	0	0	0
01/04	vs. Cincinnati	2	57	28.5	31	0	0
TOTALS		9	227	25.2	35	0	0



PUNT RETURNS:		CALVIN AUSTIN III					
DATE	OPP.	NO.	YDS	AVG	LG	FC	TD
09/08	@ Atlanta	4	47	11.8	16	0	0
09/15	@ Denver	5	27	5.4	14	0	0
09/22	vs. L.A. Chargers	2	20	10.0	13	5	0
09/29	@ Indianapolis	1	30	30.0	30	2	0
10/06	vs. Dallas	0	0	0.0	0	1	0
10/13	@ Las Vegas	0	0	0.0	0	0	0
10/20	vs. N.Y. Jets	2	9	4.5	9	2	0
10/28	vs. N.Y. Giants	2	73	36.5	73t	1	1
11/10	@ Washington	3	20	6.7	17	1	0
11/17	vs. Baltimore	2	13	6.5	9	1	0
11/21	@ Cleveland	0	0	0.0	0	0	0
12/01	@ Cincinnati	0	0	0.0	0	1	0
12/08	vs. Cleveland	2	20	10.0	11	0	0
12/15	@ Philadelphia	0	0	0.0	0	0	0
12/21	@ Baltimore	0	0	0.0	0	1	0
12/25	vs. Kansas City	2	14	7.0	14	0	0
01/04	vs. Cincinnati	3	16	5.3	7	0	0
TOTALS		28	289	10.3	73T	15	1



WEEK 18

Cincinnati Bengals 19, Pittsburgh Steelers 17
65,631 🌐 Acrisure Stadium 🌐 Jan 4, 2025



Cincinnati Bengals	10	3	3	3	—	19
Pittsburgh Steelers	0	7	0	10	—	17

SCORING DRIVES

TEAM	QTR	TIME	SCORING PLAY	CIN	PIT
Bengals	1	09:49	J.Chase 12 yd. pass from J.Burrow (C.York kick) (9-73, 5:11)	7	0
Bengals	1	01:24	C.York 48 yd. Field Goal (11-37, 6:23)	10	0
Steelers	2	09:54	N.Harris 1 yd. run (C.Boswell kick) (13-73, 6:30)	10	7
Bengals	2	00:16	C.York 27 yd. Field Goal (7-28, 0:32)	13	7
Bengals	3	06:56	C.York 35 yd. Field Goal (11-47, 6:28)	16	7
Bengals	4	11:02	C.York 23 yd. Field Goal (15-82, 8:31)	19	7
Steelers	4	08:07	P.Freiermuth 19 yd. pass from R.Wilson (C.Boswell kick) (9-65, 2:55)	19	14
Steelers	4	02:39	C.Boswell 54 yd. Field Goal (6-2, 2:35)	19	17

CINCINNATI BENGALS

PASSING	ATT	CP	YDS	SK/YD	TD	LG	INT	RTG
Joe Burrow	46	37	277	4/31	1	19	1	89.9
TOTAL	46	37	277	4/31	1	19	1	89.9

RUSHING	ATT	YDS	AVG	LG	TD
Khalil Herbert	20	69	3.5	8	0
Joe Burrow	1	-1	-1.0	-1	0
TOTAL	21	68	3.2	8	0

RECEIVING	NO	YDS	AVG	LG	TD
Ja'Marr Chase	10	96	9.6	19	1
Mike Gesicki	8	68	8.5	16	0
Khalil Herbert	7	14	2.0	6	0
Tee Higgins	4	53	13.3	18	0
Drew Sample	4	14	3.5	8	0
Andrei Iosivas	2	12	6.0	9	0
Tanner Hudson	1	11	11.0	11	0
Cam Grandy	1	9	9.0	9	0
TOTAL	37	277	7.5	19	1

TOP DEFENSE	TOT	SOLO	AST	SCK	YDS	INT
Akeem Davis-Gaither	12	8	4	0.0	0.0	0
Josh Newton	7	6	1	0.0	0.0	0
Trey Hendrickson	5	3	2	3.5	24.5	0

FIELD GOALS	FGM/FGA PERCENT	RESULTS
Cade York	4-4 100.0	48G, 27G, 35G, 23G
TOTAL	4-4 100.0	

PITTSBURGH STEELERS

PASSING	ATT	CP	YDS	SK/YD	TD	LG	INT	RTG
Russell Wilson	31	17	148	4/29	1	25	0	78.4
TOTAL	31	17	148	4/29	1	25	0	78.4

RUSHING	ATT	YDS	AVG	LG	TD
Najee Harris	12	36	3.0	11	1
Jaylen Warren	6	21	3.5	9	0
Russell Wilson	4	16	4.0	12	0
Cordarrelle Patterson	1	1	1.0	1	0
TOTAL	23	74	3.2	12	1

RECEIVING	NO	YDS	AVG	LG	TD
Pat Freiermuth	8	85	10.6	19t	1
Najee Harris	4	20	5.0	12	0
Van Jefferson	3	18	6.0	8	0
Mike Williams	1	25	25.0	25	0
George Pickens	1	0	0.0	0	0
TOTAL	17	148	8.7	25	1

TOP DEFENSE	TOT	SOLO	AST	SCK	YDS	INT
Cory Trice Jr.	11	7	4	0.0	0.0	0
Payton Wilson	9	7	2	0.0	0.0	0
DeShon Elliott	8	7	1	0.0	0.0	0

FIELD GOALS	FGM/FGA PERCENT	PERCENT	RESULTS
Chris Boswell	1-1	100.0	(54)
TOTAL	1-1	100.0	

Team Statistics

First Downs	21	16
3rd-Down Eff. (Made/Att/Pct)	5/13/38%	4/12/33%
4th-Down Eff. (Made/Att/Pct)	0/1/0%	0/2/0%
Total Net Yards	314	193
Total Plays	71	58
Yards Per Play	4.4	3.3
Rushes/Net Yards	21/68	23/74
Net Passing	246	119
Pass Attempts/Completions	46/37	31/17
Had Intercepted	1	0
Sacked/Yards Lost	4/31	4/29
Punts/Average	3/48.7	5/42.6
Penalties/Yards	6/25	3/20
Fumbles/Lost	3/1	2/1
Possession Time	38:00	22:00

Bengals Steelers



29

WEEK 17
Kansas City Chiefs 29, Pittsburgh Steelers 10
 67,311 🏠 Acrisure Stadium 🏠 Dec 25, 2024



10

Kansas City Chiefs	13	0	3	13	—	29
Pittsburgh Steelers	0	7	3	0	—	10

SCORING DRIVES

TEAM	QTR	TIME	SCORING PLAY	KC	PIT
Chiefs	1	09:19	X.Worthy 7 yd. pass from P.Mahomes (kick failed, wr) (8-42, 3:56)	6	0
Chiefs	1	04:00	Ju.Watson 11 yd. pass from P.Mahomes (H.Butker kick) (7-79, 2:33)	13	0
Steelers	2	10:28	R.Wilson 1 yd. run (C.Boswell kick) (11-72, 5:08)	13	7
Chiefs	3	12:21	H.Butker 32 yd. Field Goal (8-54, 2:39)	16	7
Steelers	3	05:45	C.Boswell 36 yd. Field Goal (12-52, 6:36)	16	10
Chiefs	4	14:56	K.Hunt 2 yd. run (pass failed) (11-77, 5:49)	22	10
Chiefs	4	12:38	T.Kelce 12 yd. pass from P.Mahomes (H.Butker kick) (4-34, 1:24)	29	10

KANSAS CITY CHIEFS

PASSING	ATT	CP	YDS	SK/YD	TD	LG	INT	RTG
Patrick Mahomes	38	29	320	0/0	3	49	0	127.1
TOTAL	38	29	320	0/0	3	49	0	127.1

RUSHING	ATT	YDS	AVG	LG	TD
Kareem Hunt	9	20	2.2	6	1
Isiah Pacheco	6	18	3.0	8	0
Patrick Mahomes	1	12	12.0	12	0
Xavier Worthy	2	10	5.0	6	0
Samaje Perine	2	9	4.5	9	0
TOTAL	20	69	3.5	12	1

RECEIVING	NO	YDS	AVG	LG	TD
Travis Kelce	8	84	10.5	20	1
Xavier Worthy	8	79	9.9	21	1
Hollywood Brown	4	46	11.5	17	0
Justin Watson	2	60	30.0	49	1
Samaje Perine	2	20	10.0	14	0
JuJu Smith-Schuster	2	18	9.0	13	0
DeAndre Hopkins	2	7	3.5	4	0
Noah Gray	1	6	6.0	6	0
TOTAL	29	320	11.0	49	3

TOP DEFENSE	TOT	SOLO	AST	SCK	YDS	INT
Chris Roland-Wallace	10	6	4	0.0	0.0	0
Drue Tranquill	9	6	3	0.0	0.0	0
Nick Bolton	8	3	5	0.0	0.0	0

FIELD GOALS	FGM/FGA	PERCENT	RESULTS
Harrison Butker	1-1	100.0	32G
TOTAL	1-1	100.0	

PITTSBURGH STEELERS

PASSING	ATT	CP	YDS	SK/YD	TD	LG	INT	RTG
Russell Wilson	37	23	205	5/43	0	41	1	65.7
TOTAL	37	23	205	5/43	0	41	1	65.7

RUSHING	ATT	YDS	AVG	LG	TD
Najee Harris	13	74	5.7	20	0
Jaylen Warren	11	71	6.5	22	0
Russell Wilson	6	55	9.2	15	1
Cordarrelle Patterson	1	2	2.0	2	0
TOTAL	31	202	6.5	22	1

RECEIVING	NO	YDS	AVG	LG	TD
Pat Freiermuth	7	60	8.6	15	0
Jaylen Warren	5	41	8.2	21	0
Calvin Austin III	4	31	7.8	14	0
George Pickens	3	50	16.7	41	0
Najee Harris	2	7	3.5	5	0
Connor Heyward	1	8	8.0	8	0
Darnell Washington	1	8	8.0	8	0
TOTAL	23	205	8.9	41	0

TOP DEFENSE	TOT	SOLO	AST	SCK	YDS	INT
Minkah Fitzpatrick	7	6	1	0.0	0.0	0
Patrick Queen	7	5	2	0.0	0.0	0
Donte Jackson	4	4	0	0.0	0.0	0

FIELD GOALS	FGM/FGA	PERCENT	RESULTS
Chris Boswell	1-1	100.0	(36)
TOTAL	1-1	100.0	

Team Statistics

First Downs	20	23
3rd-Down Eff. (Made/Att/Pct)	3/10/30%	8/16/50%
4th-Down Eff. (Made/Att/Pct)	1/1/100%	0/1/0%
Total Net Yards	389	364
Total Plays	58	73
Yards Per Play	6.7	5.0
Rushes/Net Yards	20/69	31/202
Net Passing	320	162
Pass Attempts/Completions	38/29	37/23
Had Intercepted	0	1
Sacked/Yards Lost	0/0	5/43
Punts/Average	5/53.8	4/44.5
Penalties/Yards	9/90	4/25
Fumbles/Lost	1/0	2/1
Possession Time	28:38	31:22

Chiefs Steelers



WEEK 16
Pittsburgh Steelers 17, Baltimore Ravens 34
 71,313 🏟️ M@T Bank Stadium 🏟️ Dec 21, 2024



Pittsburgh Steelers	0	10	7	0	—	17
Baltimore Ravens	7	10	7	10	—	34

SCORING DRIVES

TEAM	QTR	TIME	SCORING PLAY	PIT	BAL
Ravens	1	05:52	I.Likely 9 yd. pass from L.Jackson (J.Tucker kick) (6-41, 3:08)	0	7
Steelers	2	14:56	M.Pruitt 1 yd. pass from R.Wilson (C.Boswell kick) (10-73, 5:56)	7	7
Ravens	2	07:28	R.Bateman 14 yd. pass from L.Jackson (J.Tucker kick) (8-96, 3:29)	7	14
Ravens	2	01:43	J.Tucker 51 yd. Field Goal (10-39, 1:43)	7	17
Steelers	2	00:00	C.Boswell 51 yd. Field Goal (9-37, 1:43)	10	17
Steelers	3	05:14	C.Patterson 12 yd. pass from R.Wilson (C.Boswell kick) (8-88, 4:38)	17	17
Ravens	3	01:50	M.Andrews 7 yd. pass from L.R.Jackson (J.Tucker kick) (6-60, 3:24)	17	24
Ravens	4	13:06	M.Humphrey 37 yd. interception return (J.Tucker kick)	17	31
Ravens	4	03:10	J.Tucker 23 yd. Field Goal (11-86, 6:09)	17	34

PITTSBURGH STEELERS

PASSING	ATT	CP	YDS	SK/YD	TD	LG	INT	RTG
Russell Wilson	33	22	217	3/19	2	44	1	92.6
TOTAL	33	22	217	3/19	2	44	1	92.6

RUSHING	ATT	YDS	AVG	LG	TD
Jaylen Warren	12	48	4.0	11	0
Najee Harris	9	42	4.7	11	0
Russell Wilson	3	27	9.0	19	0
TOTAL	24	117	4.9	19	0

RECEIVING	NO	YDS	AVG	LG	TD
Jaylen Warren	5	44	8.8	13	0
Calvin Austin III	4	65	16.3	44	0
Mike Williams	3	24	8.0	13	0
Pat Freiermuth	3	16	5.3	7	0
Van Jefferson	2	27	13.5	21	0
Ben Skowronek	2	25	12.5	17	0
Cordarrelle Patterson	1	12	12.0	12t	1
Connor Heyward	1	3	3.0	3	0
MyCole Pruitt	1	1	1.0	1t	1
TOTAL	22	217	9.9	44	2

TOP DEFENSE	TOT	SOLO	AST	SCK	YDS	INT
Patrick Queen	8	4	4	0.0	0.0	0
Damontae Kazee	7	7	0	0.0	0.0	0
Minkah Fitzpatrick	6	2	4	0.0	0.0	1

FIELD GOALS	FGM/FGA	PERCENT	RESULTS
Chris Boswell	1-1	100.0	51G
TOTAL	1-1	100.0	

BALTIMORE RAVENS

PASSING	ATT	CP	YDS	SK/YD	TD	LG	INT	RTG
Lamar Jackson	23	15	207	1/9	3	49	1	115.4
TOTAL	23	15	207	1/9	3	49	1	115.4

RUSHING	ATT	YDS	AVG	LG	TD
Derrick Henry	24	162	6.8	44	0
Justice Hill	2	30	15.0	25	0
Lamar Jackson	9	22	2.4	8	0
Zay Flowers	1	3	3.0	3	0
Rasheen Ali	1	2	2.0	2	0
Mark Andrews	1	1	1.0	1	0
TOTAL	38	220	5.8	44	0

RECEIVING	NO	YDS	AVG	LG	TD
Zay Flowers	5	100	20.0	49	0
Mark Andrews	4	37	9.3	16	1
Isaiah Likely	3	29	9.7	19	1
Derrick Henry	2	27	13.5	16	0
Rashod Bateman	1	14	14.0	14t	1
TOTAL	15	207	13.8	49	3

TOP DEFENSE	TOT	SOLO	AST	SCK	YDS	INT
Roquan Smith	10	5	5	0.0	0.0	0
Kyle Hamilton	8	5	3	0.0	0.0	0
Nnamdi Madubuike	7	4	3	0.5	2.5	0

FIELD GOALS	FGM/FGA	PERCENT	RESULTS
Justin Tucker	2-2	100.0	(51, 23)
TOTAL	2-2	100.0	

Team Statistics

Steelers Ravens

First Downs	19	25
3rd-Down Eff. (Made/Att/Pct)	4/10/40%	4/10/40%
4th-Down Eff. (Made/Att/Pct)	0/1/0%	0/0/0%
Total Net Yards	315	418
Total Plays	60	62
Yards Per Play	5.3	6.7
Rushes/Net Yards	24/117	38/220
Net Passing	198	198
Pass Attempts/Completions	33/22	23/15
Had Intercepted	1	1
Sacked/Yards Lost	3/19	1/9
Punts/Average	5/49.4	3/35.0
Penalties/Yards	5/29	2/10
Fumbles/Lost	2/1	3/0
Possession Time	27:35	32:25



WEEK 15
Pittsburgh Steelers 13, Philadelphia Eagles 27
 69,879 🎟️ Lincoln Financial Field 🎟️ Dec 15, 2024



Pittsburgh Steelers	3	10	0	0	—	13
Philadelphia Eagles	10	7	3	7	—	27

SCORING DRIVES

TEAM	QTR	TIME	SCORING PLAY	PIT	PHI
Eagles	1	09:56	J.Elliott 34 yd. Field Goal (7-54, 3:33)	0	3
Steelers	1	03:42	C.Boswell 37 yd. Field Goal (4-8, 0:31)	3	3
Eagles	1	01:13	A.Brown 5 yd. pass from J.Hurts (J.Elliott kick) (6-70, 2:29)	3	10
Eagles	2	09:07	D.Smith 2 yd. pass from J.Hurts (J.Elliott kick) (9-45, 4:33)	3	17
Steelers	2	02:34	P.Freiermuth 9 yd. pass from R.Wilson (C.Boswell kick) (11-70, 6:33)	10	17
Steelers	2	00:37	C.Boswell 49 yd. Field Goal (5-14, 0:40)	13	17
Eagles	3	07:52	J.Elliott 41 yd. Field Goal (13-47, 7:08)	13	20
Eagles	4	14:17	J.Hurts 1 yd. run (J.Elliott kick) (13-74, 6:33)	13	27

PITTSBURGH STEELERS

PASSING	ATT	CP	YDS	SK/YD	TD	LG	INT	RTG
Russell Wilson	22	14	128	2/21	1	31	0	94.5
TOTAL	22	14	128	2/21	1	31	0	94.5

RUSHING	ATT	YDS	AVG	LG	TD
Najee Harris	6	14	2.3	7	0
Russell Wilson	4	13	3.3	8	0
Jaylen Warren	4	12	3.0	6	0
Cordarrelle Patterson	2	9	4.5	5	0
Justin Fields	1	8	8.0	8	0
TOTAL	17	56	3.3	8	0

RECEIVING	NO	YDS	AVG	LG	TD
Calvin Austin III	5	65	13.0	31	0
Pat Freiermuth	3	22	7.3	12	1
Ben Skowronek	1	17	17.0	17	0
Mike Williams	1	15	15.0	15	0
Najee Harris	1	7	7.0	7	0
Jaylen Warren	1	3	3.0	3	0
Van Jefferson	1	0	0.0	0	0
Cordarrelle Patterson	1	-1	-1.0	-1	0
TOTAL	14	128	9.1	31	1

TOP DEFENSE	TOT	SOLO	AST	SCK	YDS	INT
Patrick Queen	11	6	5	0.0	0.0	0
Alex Highsmith	8	6	2	1.0	8.0	0
Damontae Kazee	8	4	4	0.0	0.0	0

FIELD GOALS	FGM/FGA	PERCENT	RESULTS
Chris Boswell	2-2	100.0	37G, 49G
TOTAL	2-2	100.0	

PHILADELPHIA EAGLES

PASSING	ATT	CP	YDS	SK/YD	TD	LG	INT	RTG
Jalen Hurts	32	25	290	3/20	2	22	0	125.3
TOTAL	32	25	290	3/20	2	22	0	125.3

RUSHING	ATT	YDS	AVG	LG	TD
Saouqun Barkley	19	65	3.4	22	0
Jalen Hurts	15	45	3.0	23	1
Kenneth Gainwell	7	20	2.9	7	0
DeVonta Smith	1	1	1.0	1	0
TOTAL	42	131	3.1	23	1

RECEIVING	NO	YDS	AVG	LG	TD
DeVonta Smith	11	109	9.9	22	1
A.J. Brown	8	110	13.8	21	1
Kenneth Gainwell	3	40	13.3	16	0
Saouqun Barkley	2	9	4.5	5	0
Grant Calcaterra	1	22	22.0	22	0
TOTAL	25	290	11.6	22	2

TOP DEFENSE	TOT	SOLO	AST	SCK	YDS	INT
Nakobe Dean	10	7	3	0.0	0.0	0
Zack Baun	5	5	0	0.0	0.0	0
Nolan Smith	4	3	1	1.0	10.0	0

FIELD GOALS	FGM/FGA	PERCENT	RESULTS
Jake Elliott	2-2	100.0	(34, 41)
TOTAL	2-2	100.0	

Team Statistics

	Steelers	Eagles
First Downs	10	26
3rd-Down Eff. (Made/Att/Pct)	3/10/30%	10/17/59%
4th-Down Eff. (Made/Att/Pct)	0/0/0%	1/1/100%
Total Net Yards	163	401
Total Plays	41	77
Yards Per Play	4.0	5.2
Rushes/Net Yards	17/56	42/131
Net Passing	107	270
Pass Attempts/Completions	22/14	32/25
Had Intercepted	0	0
Sacked/Yards Lost	2/21	3/20
Punts/Average	5/43.0	1/29.0
Penalties/Yards	5/60	7/54
Fumbles/Lost	2/1	2/2
Possession Time	20:08	39:52



14

WEEK 14

Cleveland Browns 14, Pittsburgh Steelers 27
66,845 🏟️ Acrisure Stadium 🏟️ Dec 8, 2024



27

Cleveland Browns	7	0	0	7	—	14
Pittsburgh Steelers	3	10	14	0	—	27

SCORING DRIVES

TEAM	QTR	TIME	SCORING PLAY	CLE	PIT
Steelers	1	09:32	C.Boswell 30 yd. Field Goal (5-24, 2:30)	0	3
Browns	1	05:50	J.Jeudy 35 yd. pass from J.Winston (D.Hopkins kick) (7-70, 3:42)	7	3
Steelers	2	11:00	N.Harris 1 yd. run (C.Boswell kick) (5-31, 2:18)	7	10
Steelers	2	04:21	C.Boswell 54 yd. Field Goal (11-45, 5:39)	7	13
Steelers	3	08:37	V.Jefferson 10 yd. pass from R.Wilson (C.Boswell kick) (8-67, 4:03)	7	20
Steelers	3	03:51	P.Freiermuth 20 yd. pass from R.Wilson (C.Boswell kick) (5-46, 1:55)	7	27
Browns	4	07:19	D.Njoku 15 yd. pass from J.Winston (D.Hopkins kick) (14-79, 5:47)	14	27

CLEVELAND BROWNS

PASSING	ATT	CP	YDS	SK/YD	TD	LG	INT	RTG
Jameis Winston	41	24	212	3/16	2	35t	2	68.3
TOTAL	41	24	212	3/16	2	35T	2	68.3

RUSHING	ATT	YDS	AVG	LG	TD
Nick Chubb	11	48	4.4	19	0
Jerome Ford	10	28	2.8	7	0
Jameis Winston	4	28	7.0	11	0
TOTAL	25	104	4.2	19	0

RECEIVING	NO	YDS	AVG	LG	TD
David Njoku	7	42	6.0	15t	1
Jerry Jeudy	5	64	12.8	35t	1
Elijah Moore	3	34	11.3	20	0
Jerome Ford	3	19	6.3	11	0
James Proche II	2	18	9.0	14	0
Pierre Strong Jr.	2	9	4.5	6	0
Jordan Akins	1	14	14.0	14	0
Michael Woods II	1	12	12.0	12	0
TOTAL	24	212	8.8	35T	2

TOP DEFENSE	TOT	SOLO	AST	SCK	YDS	INT
Mohamoud Diabate	7	2	5	0.0	0.0	0
Devin Bush	6	1	5	0.0	0.0	0
Grant Delpit	6	1	5	0.0	0.0	0

FIELD GOALS	FGM/FGA	PERCENT	RESULTS
Dustin Hopkins	0-2	0.0	38WL, 43WR
TOTAL	0-2	0.0	

PITTSBURGH STEELERS

PASSING	ATT	CP	YDS	SK/YD	TD	LG	INT	RTG
Russell Wilson	26	15	158	1/11	2	22	0	101.1
TOTAL	26	15	158	1/11	2	22	0	101.1

RUSHING	ATT	YDS	AVG	LG	TD
Najee Harris	16	53	3.3	20	1
Jaylen Warren	9	47	5.2	14	0
Russell Wilson	6	17	2.8	8	0
Cordarrelle Patterson	4	3	0.8	4	0
TOTAL	35	120	3.4	20	1

RECEIVING	NO	YDS	AVG	LG	TD
Pat Freiermuth	3	48	16.0	21	1
Scotty Miller	3	38	12.7	21	0
Mike Williams	3	36	12.0	22	0
Jaylen Warren	2	25	12.5	14	0
Van Jefferson	1	10	10.0	10t	1
Calvin Austin III	1	4	4.0	4	0
MyCole Pruitt	1	-1	-1.0	-1	0
Cordarrelle Patterson	1	-2	-2.0	-2	0
TOTAL	15	158	10.5	22	2

TOP DEFENSE	TOT	SOLO	AST	SCK	YDS	INT
DeShon Elliott	13	9	4	0.0	0.0	0
Patrick Queen	10	5	5	0.0	0.0	0
Joey Porter Jr.	6	5	1	0.0	0.0	0

FIELD GOALS	FGM/FGA	PERCENT	RESULTS
Chris Boswell	2-2	100.0	(30, 54)
TOTAL	2-2	100.0	

Team Statistics

First Downs	20	15
3rd-Down Eff. (Made/Att/Pct)	2/13/15%	6/14/43%
4th-Down Eff. (Made/Att/Pct)	3/4/75%	0/0/0%
Total Net Yards	300	267
Total Plays	69	62
Yards Per Play	4.3	4.3
Rushes/Net Yards	25/104	35/120
Net Passing	196	147
Pass Attempts/Completions	41/24	26/15
Had Intercepted	2	0
Sacked/Yards Lost	3/16	1/11
Punts/Average	5/45.2	6/52.3
Penalties/Yards	9/81	6/61
Fumbles/Lost	2/1	1/1
Possession Time	30:00	30:00

Browns Steelers



44

WEEK 13

Pittsburgh Steelers 44, Cincinnati Bengals 38
66,112 🌐 Paycor Stadium 🌐 Dec 1, 2024



38

Pittsburgh Steelers	7	20	7	10	—	44
Cincinnati Bengals	14	7	3	14	—	38

SCORING DRIVES

TEAM	QTR	TIME	SCORING PLAY	PIT	CIN
Bengals	1	11:49	C.Taylor-Britt 51 yd. interception return (E.McPherson kick)	0	7
Steelers	1	07:41	G.Pickens 17 yd. pass from R.Wilson (C.Boswell kick) (7-70, 4:08)	7	7
Bengals	1	05:01	C.Brown 1 yd. run (E.McPherson kick) (6-75, 2:40)	7	14
Steelers	2	14:56	C.Austin 23 yd. pass from R.Wilson (C.Boswell kick) (10-70, 5:05)	14	14
Bengals	2	09:52	J.Chase 4 yd. pass from J.Burrow (E.McPherson kick) (9-70, 5:04)	14	21
Steelers	2	07:19	N.Harris 10 yd. run (C.Boswell kick) (5-68, 2:33)	21	21
Steelers	2	03:31	C.Boswell 50 yd. Field Goal (5-29, 1:05)	24	21
Steelers	2	00:00	C.Boswell 34 yd. Field Goal (8-65, 1:56)	27	21
Bengals	3	03:53	E.McPherson 38 yd. Field Goal (12-48, 7:35)	27	24
Steelers	3	00:22	P.Freiermuth 25 yd. pass from R.Wilson (C.Boswell kick) (6-80, 3:31)	34	24
Steelers	4	11:06	P.Wilson 21 yd. fumble return (C.Boswell kick)	41	24
Bengals	4	08:39	T.Higgins 1 yd. pass from J.Burrow (E.McPherson kick) (7-70, 2:27)	41	31
Steelers	4	03:53	C.Boswell 30 yd. Field Goal (11-72, 4:46)	44	31
Bengals	4	02:39	A.Iosivas 3 yd. pass from J.Burrow (E.McPherson kick) (5-64, 1:14)	44	38

PITTSBURGH STEELERS

PASSING	ATT	CP	YDS	SK/YD	TD	LG	INT	RTG
Russell Wilson	38	29	414	2/4	3	43	1	126.4
TOTAL	38	29	414	2/4	3	43	1	126.4

RUSHING	ATT	YDS	AVG	LG	TD
Najee Harris	16	75	4.7	20	1
Cordarrelle Patterson	3	16	5.3	12	0
Jaylen Warren	3	9	3.0	6	0
Justin Fields	1	7	7.0	7	0
Russell Wilson	3	3	1.0	5	0
TOTAL	26	110	4.2	20	1

RECEIVING	NO	YDS	AVG	LG	TD
Pat Freiermuth	6	68	11.3	25t	1
Najee Harris	6	54	9.0	25	0
Jaylen Warren	4	55	13.8	29	0
George Pickens	3	74	24.7	36	1
Cordarrelle Patterson	3	37	12.3	20	0
Calvin Austin III	2	29	14.5	23t	1
MyCole Pruitt	2	21	10.5	18	0
Van Jefferson	1	43	43.0	43	0
Ben Skowronek	1	23	23.0	23	0
Darnell Washington	1	10	10.0	10	0
TOTAL	29	414	14.3	43	3

TOP DEFENSE	TOT	SOLO	AST	SCK	YDS	INT
DeShon Elliott	11	7	4	0.0	0.0	0
Patrick Queen	9	4	5	0.0	0.0	0
Minkah Fitzpatrick	6	4	2	0.0	0.0	0

FIELD GOALS	FGM/FGA PERCENT	RESULTS
Chris Boswell	3-4 75.0	50G, 34G, 42B, 30G
TOTAL	3-4 75.0	

CINCINNATI BENGALS

PASSING	ATT	CP	YDS	SK/YD	TD	LG	INT	RTG
Joe Burrow	38	28	309	4/27	3	49	1	112.7
TOTAL	38	28	309	4/27	3	49	1	112.7

RUSHING	ATT	YDS	AVG	LG	TD
Chase Brown	12	70	5.8	40	1
Khalil Herbert	1	14	14.0	14	0
Joe Burrow	2	9	4.5	8	0
TOTAL	15	93	6.2	40	1

RECEIVING	NO	YDS	AVG	LG	TD
Ja'Marr Chase	6	86	14.3	49	1
Tee Higgins	5	69	13.8	31	1
Mike Gesicki	5	53	10.6	20	0
Tanner Hudson	4	28	7.0	10	0
Andrei Iosivas	3	35	11.7	17	1
Chase Brown	3	30	10.0	20	0
Drew Sample	2	8	4.0	6	0
TOTAL	28	309	11.0	49	3

TOP DEFENSE	TOT	SOLO	AST	SCK	YDS	INT
Germaine Pratt	13	5	8	0.0	0.0	0
Akeem Davis-Gaither	13	4	9	0.0	0.0	0
Geno Stone	7	4	3	0.0	0.0	0

FIELD GOALS	FGM/FGA PERCENT	RESULTS
Evan McPherson	1-1 100.0	(38)
TOTAL	1-1 100.0	

Team Statistics

Steelers Bengals

First Downs	28	25
3rd-Down Eff. (Made/Att/Pct)	4/9/44%	4/8/50%
4th-Down Eff. (Made/Att/Pct)	0/0/0%	0/0/0%
Total Net Yards	520	375
Total Plays	66	57
Yards Per Play	7.9	6.6
Rushes/Net Yards	26/110	15/93
Net Passing	410	282
Pass Attempts/Completions	38/29	38/28
Had Intercepted	1	1
Sacked/Yards Lost	2/4	4/27
Punts/Average	1/38.0	2/43.5
Penalties/Yards	9/103	11/101
Fumbles/Lost	1/0	2/2
Possession Time	31:09	28:51



WEEK 12
Pittsburgh Steelers 19, Cleveland Browns 24
 67,431 🏟️ **Huntington Bank Field** 🏟️ **Nov 21, 2024**



Pittsburgh Steelers	0	3	3	13	—	19
Cleveland Browns	0	10	0	14	—	24

SCORING DRIVES

TEAM	QTR	TIME	SCORING PLAY	PIT	CLE
Steelers	2	10:53	C.Boswell 48 yd. Field Goal (10-59, 6:08)	3	0
Browns	2	04:00	N.Chubb 2 yd. run (D.Hopkins kick) (12-80, 6:53)	3	7
Browns	2	00:40	D.Hopkins 34 yd. Field Goal (6-15, 2:31)	3	10
Steelers	3	01:56	C.Boswell 28 yd. Field Goal (13-71, 7:13)	6	10
Browns	4	12:16	J.Winston 2 yd. run (J.Winston-D.Njoku pass) (10-65, 4:40)	6	18
Steelers	4	07:57	J.Warren 3 yd. run (C.Boswell kick) (7-69, 4:19)	13	18
Steelers	4	06:15	C.Austin 23 yd. pass from R.Wilson (pass failed) (3-27, 0:50)	19	18
Browns	4	00:57	N.Chubb 2 yd. run (pass failed) (9-45, 2:25)	19	24

PITTSBURGH STEELERS

PASSING	ATT	CP	YDS	SK/YD	TD	LG	INT	RTG
Russell Wilson	28	21	270	4/22	1	46	0	116.7
Justin Fields	1	0	0	0/0	0	0	0	39.6
TOTAL	29	21	270	4/22	1	46	0	112.7

RUSHING	ATT	YDS	AVG	LG	TD
Jaylen Warren	11	45	4.1	15	1
Najee Harris	16	41	2.6	11	0
Justin Fields	3	26	8.7	30	0
Russell Wilson	3	10	3.3	10	0
Cordarrelle Patterson	1	-2	-2.0	-2	0
TOTAL	34	120	3.5	30	1

RECEIVING	NO	YDS	AVG	LG	TD
Pat Freiermuth	4	59	14.8	22	0
George Pickens	4	48	12.0	31	0
Calvin Austin III	3	78	26.0	46	1
Jaylen Warren	3	19	6.3	11	0
Darnell Washington	3	14	4.7	6	0
Van Jefferson	2	39	19.5	35	0
Najee Harris	2	13	6.5	10	0
TOTAL	21	270	12.9	46	1

TOP DEFENSE	TOT	SOLO	AST	SCK	YDS	INT
Patrick Queen	7	2	5	0.0	0.0	0
Joey Porter Jr.	6	5	1	0.0	0.0	0
DeShon Elliott	6	4	2	0.0	0.0	0

FIELD GOALS	FGM/FGA	PERCENT	RESULTS
Chris Boswell	2-3	66.7	58WR, 48G, 28G
TOTAL	2-3	66.7	

CLEVELAND BROWNS

PASSING	ATT	CP	YDS	SK/YD	TD	LG	INT	RTG
Jameis Winston	27	18	219	1/0	0	29	1	76.0
TOTAL	27	18	219	1/0	0	29	1	76.0

RUSHING	ATT	YDS	AVG	LG	TD
Nick Chubb	20	59	3.0	7	2
Jerome Ford	4	19	4.8	9	0
Jameis Winston	3	7	2.3	3	1
TOTAL	27	85	3.1	9	3

RECEIVING	NO	YDS	AVG	LG	TD
Jerry Jeudy	6	85	14.2	26	0
Jordan Akins	3	38	12.7	18	0
Elijah Moore	3	21	7.0	9	0
Cedric Tillman	2	28	14.0	24	0
Blake Whiteheart	1	29	29.0	29	0
David Njoku	1	9	9.0	9	0
Jerome Ford	1	8	8.0	8	0
Nick Chubb	1	1	1.0	1	0
TOTAL	18	219	12.2	29	0

TOP DEFENSE	TOT	SOLO	AST	SCK	YDS	INT
Grant Delpit	10	6	4	0.0	0.0	0
Juan Thornhill	7	5	2	0.0	0.0	0
Martin Emerson Jr.	6	6	0	0.0	0.0	0

FIELD GOALS	FGM/FGA	PERCENT	RESULTS
Dustin Hopkins	1-1	100.0	(34)
TOTAL	1-1	100.0	

Team Statistics

	Steelers	Browns
First Downs	17	17
3rd-Down Eff. (Made/Att/Pct)	7/16/44%	1/10/10%
4th-Down Eff. (Made/Att/Pct)	1/3/33%	4/4/100%
Total Net Yards	368	304
Total Plays	67	55
Yards Per Play	5.5	5.5
Rushes/Net Yards	34/120	27/85
Net Passing	248	219
Pass Attempts/Completions	29/21	27/18
Had Intercepted	0	1
Sacked/Yards Lost	4/22	1/0
Punts/Average	1/15.0	3/30.7
Penalties/Yards	6/39	8/48
Fumbles/Lost	2/1	3/2
Possession Time	35:02	24:58



16

WEEK 11

Baltimore Ravens 16, Pittsburgh Steelers 18
67,551 🏟️ Acrisure Stadium 🏟️ Nov 17, 2024



18

Baltimore Ravens	0	7	3	6	—	16
Pittsburgh Steelers	3	6	6	3	—	18

SCORING DRIVES

TEAM	QTR	TIME	SCORING PLAY	BAL	PIT
Steelers	1	10:40	C.Boswell 32 yd. Field Goal (8-28, 3:31)	0	3
Steelers	2	07:39	C.Boswell 52 yd. Field Goal (10-50, 4:52)	0	6
Ravens	2	01:16	D.Henry 1 yd. run (J.Tucker kick) (6-80, 3:51)	7	6
Steelers	2	00:07	C.Boswell 32 yd. Field Goal (4-5, 0:22)	7	9
Steelers	3	10:46	C.Boswell 57 yd. Field Goal (8-31, 4:14)	7	12
Ravens	3	06:12	J.Tucker 54 yd. Field Goal (11-34, 4:34)	10	12
Steelers	3	00:56	C.Boswell 27 yd. Field Goal (10-61, 5:16)	10	15
Steelers	4	03:35	C.Boswell 50 yd. Field Goal (9-32, 4:39)	10	18
Ravens	4	01:06	Z.Flowers 16 yd. pass from L.Jackson (pass failed) (9-69, 2:29)	16	18

BALTIMORE RAVENS

PASSING	ATT	CP	YDS	SK/YD	TD	LG	INT	RTG
Lamar Jackson	33	16	207	2/2	1	42	1	66.1
TOTAL	33	16	207	2/2	1	42	1	66.1

RUSHING	ATT	YDS	AVG	LG	TD
Derrick Henry	13	65	5.0	31	1
Lamar Jackson	4	46	11.5	25	0
Justice Hill	2	13	6.5	9	0
TOTAL	19	124	6.5	31	1

RECEIVING	NO	YDS	AVG	LG	TD
Isaiah Likely	4	75	18.8	42	0
Justice Hill	4	28	7.0	22	0
Zay Flowers	2	39	19.5	23	1
Rashod Bateman	2	30	15.0	19	0
Mark Andrews	2	22	11.0	14	0
Tylan Wallace	1	8	8.0	8	0
Patrick Ricard	1	5	5.0	5	0
TOTAL	16	207	12.9	42	1

TOP DEFENSE	TOT	SOLO	AST	SCK	YDS	INT
Roquan Smith	13	8	5	0.0	0.0	0
Ar'Darius Washington	12	5	7	0.0	0.0	0
Kyle Hamilton	10	9	1	0.0	0.0	0

FIELD GOALS	FGM/FGA PERCENT	RESULTS
Justin Tucker	1-3 33.3	47WL, 50WL, 54G
TOTAL	1-3 33.3	

PITTSBURGH STEELERS

PASSING	ATT	CP	YDS	SK/YD	TD	LG	INT	RTG
Russell Wilson	36	23	205	4/24	0	37	1	67.5
TOTAL	36	23	205	4/24	0	37	1	67.5

RUSHING	ATT	YDS	AVG	LG	TD
Najee Harris	18	63	3.5	13	0
Jaylen Warren	9	41	4.6	9	0
Justin Fields	2	17	8.5	9	0
Russell Wilson	4	1	0.3	3	0
Cordarrelle Patterson	1	0	0.0	0	0
TOTAL	34	122	3.6	13	0

RECEIVING	NO	YDS	AVG	LG	TD
George Pickens	8	89	11.1	37	0
Najee Harris	4	30	7.5	20	0
Jaylen Warren	4	27	6.8	12	0
Darnell Washington	2	42	21.0	25	0
Pat Freiermuth	2	14	7.0	9	0
Ben Skowronek	1	4	4.0	4	0
Cordarrelle Patterson	1	0	0.0	0	0
Calvin Austin III	1	-1	-1.0	-1	0
TOTAL	23	205	8.9	37	0

TOP DEFENSE	TOT	SOLO	AST	SCK	YDS	INT
Patrick Queen	10	3	7	0.0	0.0	0
Minkah Fitzpatrick	7	4	3	0.0	0.0	0
Larry Ogunjobi	5	0	5	0.0	0.0	0

FIELD GOALS	FGM/FGA PERCENT	RESULTS
Chris Boswell	6-6 100.0	(32, 52, 32, 57, 27, 50)
TOTAL	6-6 100.0	

Team Statistics

	Ravens	Steelers
First Downs	16	18
3rd-Down Eff. (Made/Att/Pct)	4/11/36%	4/16/25%
4th-Down Eff. (Made/Att/Pct)	0/0/0%	0/1/0%
Total Net Yards	329	303
Total Plays	54	74
Yards Per Play	6.1	4.1
Rushes/Net Yards	19/124	34/122
Net Passing	205	181
Pass Attempts/Completions	33/16	36/23
Had Intercepted	1	1
Sacked/Yards Lost	2/2	4/24
Punts/Average	4/54.3	4/56.5
Penalties/Yards	12/80	7/45
Fumbles/Lost	2/2	0/0
Possession Time	23:38	36:22

Ravens Steelers



28

WEEK 10
Pittsburgh Steelers 28, Washington Commanders 27
 66,192 🏟️ Northwest Stadium 🏟️ Nov 10, 2024



27

Pittsburgh Steelers	7	7	7	7	—	28
Washington Commanders	7	10	10	0	—	27

SCORING DRIVES

TEAM	QTR	TIME	SCORING PLAY	PIT	WAS
Steelers	1	08:33	G.Pickens 16 yd. pass from R.Wilson (C.Boswell kick) (7-70, 2:52)	7	0
Commanders	1	03:44	A.Ekeler 1 yd. run (Z.Gonzalez kick) (3-15, 1:32)	7	7
Steelers	2	10:28	P.Freiermuth 3 yd. pass from R.Wilson (C.Boswell kick) (5-14, 2:23)	14	7
Commanders	2	08:11	Z.Gonzalez 48 yd. Field Goal (6-40, 2:17)	14	10
Commanders	2	00:16	A.Ekeler 1 yd. run (Z.Gonzalez kick) (15-94, 5:23)	14	17
Commanders	3	12:55	J.McNichols 1 yd. run (Z.Gonzalez kick) (5-71, 2:05)	14	24
Steelers	3	08:06	N.Harris 1 yd. run (C.Boswell kick) (9-75, 4:49)	21	24
Commanders	3	02:51	Z.Gonzalez 41 yd. Field Goal (7-19, 2:51)	21	27
Steelers	4	02:22	M.Williams 32 yd. pass from R.Wilson (C.Boswell kick) (6-46, 3:24)	28	27

PITTSBURGH STEELERS

PASSING	ATT	CP	YDS	SK/YD	TD	LG	INT	RTG
Russell Wilson	28	14	195	3/23	3	34	1	93.6
Miles Killebrew	1	0	0	0/0	0	0	0	39.6
TOTAL	29	14	195	3/23	3	34	1	90.4

RUSHING	ATT	YDS	AVG	LG	TD
Jaylen Warren	14	66	4.7	12	0
Najee Harris	21	53	2.5	11	1
Cordarrelle Patterson	3	14	4.7	7	0
George Pickens	1	4	4.0	4	0
Russell Wilson	4	3	0.8	6	0
TOTAL	43	140	3.3	12	1

RECEIVING	NO	YDS	AVG	LG	TD
George Pickens	5	91	18.2	34	1
Pat Freiermuth	3	17	5.7	8	1
Jaylen Warren	2	29	14.5	26	0
Calvin Austin III	2	20	10.0	13	0
Mike Williams	1	32	32.0	32	1
Damell Washington	1	6	6.0	6	0
TOTAL	14	195	13.9	34	3

TOP DEFENSE	TOT	SOLO	AST	SCK	YDS	INT
Patrick Queen	7	6	1	0.0	0.0	0
DeShon Elliott	6	5	1	0.0	0.0	0
Joey Porter Jr.	5	5	0	0.0	0.0	0

FIELD GOALS	FGM/FGA	PERCENT	RESULTS
No Field Goals			

WASHINGTON COMMANDERS

PASSING	ATT	CP	YDS	SK/YD	TD	LG	INT	RTG
Jayden Daniels	34	17	202	3/20	0	54	0	68.5
TOTAL	34	17	202	3/20	0	54	0	68.5

RUSHING	ATT	YDS	AVG	LG	TD
Austin Ekeler	13	44	3.4	10	2
Jeremy McNichols	4	7	1.8	6	1
Jayden Daniels	3	5	1.7	4	0
Chris Rodriguez Jr.	2	4	2.0	4	0
TOTAL	22	60	2.7	10	3

RECEIVING	NO	YDS	AVG	LG	TD
Terry McLaurin	5	113	22.6	54	0
Zach Ertz	4	31	7.8	9	0
Noah Brown	3	33	11.0	14	0
Dyami Brown	2	-13	-6.5	-2	0
Luke McCaffrey	1	23	23.0	23	0
Olamide Zaccheaus	1	8	8.0	8	0
Austin Ekeler	1	7	7.0	7	0
TOTAL	17	202	11.9	54	0

TOP DEFENSE	TOT	SOLO	AST	SCK	YDS	INT
Jeremy Chinn	12	6	6	0.0	0.0	1
Sheldon Day	8	4	4	0.0	0.0	0
Frankie Luvu	7	3	4	1.0	8.0	0

FIELD GOALS	FGM/FGA	PERCENT	RESULTS
Zane Gonzalez	2-2	100.0	(48, 41)
TOTAL	2-2	100.0	

Team Statistics

First Downs	21	19
3rd-Down Eff. (Made/Att/Pct)	7/16/44%	5/14/36%
4th-Down Eff. (Made/Att/Pct)	1/2/50%	0/1/0%
Total Net Yards	312	242
Total Plays	75	59
Yards Per Play	4.2	4.1
Rushes/Net Yards	43/140	22/60
Net Passing	172	182
Pass Attempts/Completions	29/14	34/17
Had Intercepted	1	0
Sacked/Yards Lost	3/23	3/20
Punts/Average	5/42.4	6/55.0
Penalties/Yards	5/49	5/41
Fumbles/Lost	1/1	2/1
Possession Time	36:11	23:49

Steelers Commanders



18

WEEK 8

New York Giants 18, Pittsburgh Steelers 26
66,637 🎯 Acrisure Stadium 🎯 Oct 28, 2024



26

New York Giants	3	6	0	9	—	18
Pittsburgh Steelers	6	3	7	10	—	26

SCORING DRIVES

TEAM	QTR	TIME	SCORING PLAY	NYG	PIT
Steelers	1	10:19	C.Boswell 31 yd. Field Goal (10-57, 4:41)	0	3
Giants	1	05:19	G.Joseph 29 yd. Field Goal (8-59, 5:00)	3	3
Steelers	1	03:05	C.Boswell 25 yd. Field Goal (7-63, 2:14)	3	6
Giants	2	12:39	G.Joseph 39 yd. Field Goal (12-45, 5:26)	6	6
Steelers	2	08:12	C.Boswell 27 yd. Field Goal (12-61, 4:27)	6	9
Giants	2	00:21	G.Joseph 44 yd. Field Goal (8-57, 1:32)	9	9
Steelers	3	04:38	C.Austin 73 yd. punt return (C.Boswell kick)	9	16
Steelers	4	13:16	C.Austin 29 yd. pass from R.Wilson (C.Boswell kick) (9-80, 4:12)	9	23
Giants	4	11:07	T.Tracy 45 yd. run (pass failed) (5-55, 2:09)	15	23
Steelers	4	07:15	C.Boswell 27 yd. Field Goal (7-61, 3:52)	15	26
Giants	4	05:06	G.Joseph 48 yd. Field Goal (8-40, 2:09)	18	26

NEW YORK GIANTS

PASSING	ATT	CP	YDS	SK/YD	TD	LG	INT	RTG
Daniel Jones	38	24	264	4/27	0	43	1	72.7
TOTAL	38	24	264	4/27	0	43	1	72.7

RUSHING	ATT	YDS	AVG	LG	TD
Tyrone Tracy Jr.	20	145	7.3	45t	1
Devin Singletary	2	11	5.5	7	0
Daniel Jones	3	1	0.3	2	0
TOTAL	25	157	6.3	45t	1

RECEIVING	NO	YDS	AVG	LG	TD
Malik Nabers	7	71	10.1	16	0
Wan'Dale Robinson	5	30	6.0	8	0
Darius Slayton	4	108	27.0	43	0
Theo Johnson	3	35	11.7	25	0
Devin Singletary	2	12	6.0	8	0
Tyrone Tracy Jr.	2	5	2.5	5	0
Eric Gray	1	3	3.0	3	0
TOTAL	24	264	11.0	43	0

TOP DEFENSE	TOT	SOLO	AST	SCK	YDS	INT
Bobby Okereke	14	7	7	0.5	0.0	0
D.J. Davidson	8	2	6	0.0	0.0	0
Dru Phillips	7	6	1	0.0	0.0	0

FIELD GOALS	FGM/FGA PERCENT	RESULTS
Greg Joseph	4-4 100.0	29G, 39G, 44G, 48G
TOTAL	4-4 100.0	

PITTSBURGH STEELERS

PASSING	ATT	CP	YDS	SK/YD	TD	LG	INT	RTG
Russell Wilson	28	20	278	4/19	1	43	0	114.9
TOTAL	28	20	278	4/19	1	43	0	114.9

RUSHING	ATT	YDS	AVG	LG	TD
Najee Harris	19	114	6.0	26	0
Jaylen Warren	9	46	5.1	18	0
Russell Wilson	3	7	2.3	5	0
TOTAL	31	167	5.4	26	0

RECEIVING	NO	YDS	AVG	LG	TD
George Pickens	4	74	18.5	43	0
Van Jefferson	4	62	15.5	36	0
Calvin Austin III	3	54	18.0	29t	1
Najee Harris	3	17	5.7	13	0
Pat Freiermuth	2	19	9.5	11	0
Jaylen Warren	2	13	6.5	9	0
Darnell Washington	1	29	29.0	29	0
MyCole Pruitt	1	10	10.0	10	0
TOTAL	20	278	13.9	43	1

TOP DEFENSE	TOT	SOLO	AST	SCK	YDS	INT
Joey Porter Jr.	9	5	4	0.0	0.0	0
Patrick Queen	8	3	5	0.0	0.0	0
DeShon Elliott	7	5	2	0.0	0.0	0

FIELD GOALS	FGM/FGA PERCENT	RESULTS
Chris Boswell	4-4 100.0	(31, 25, 27, 27)
TOTAL	4-4 100.0	

Team Statistics

First Downs	17	20
3rd-Down Eff. (Made/Att/Pct)	5/15/33%	6/13/46%
4th-Down Eff. (Made/Att/Pct)	1/1/100%	0/0/0%
Total Net Yards	394	426
Total Plays	67	63
Yards Per Play	5.9	6.8
Rushes/Net Yards	25/157	31/167
Net Passing	237	259
Pass Attempts/Completions	38/24	28/20
Had Intercepted	1	0
Sacked/Yards Lost	4/27	4/19
Punts/Average	4/48.0	3/43.7
Penalties/Yards	11/65	5/50
Fumbles/Lost	1/1	1/1
Possession Time	30:42	29:18

Giants Steelers



15

WEEK 7

New York Jets 15, Pittsburgh Steelers 37
66,956 🎯 Acrisure Stadium 🎯 Oct 20, 2024



37

New York Jets	7	8	0	0	—	15
Pittsburgh Steelers	3	10	10	14	—	37

SCORING DRIVES

TEAM	QTR	TIME	SCORING PLAY	NYJ	PIT
Steelers	1	11:33	C.Boswell 46 yd. Field Goal (7-42, 3:27)	0	3
Jets	1	02:27	B.Hall 13 yd. run (G.Zuerlein kick) (9-82, 5:41)	7	3
Steelers	2	08:20	C.Boswell 29 yd. Field Goal (9-58, 4:25)	7	6
Jets	2	05:29	T.Conklin 1 yd. pass from A.Rodgers (A.Rodgers-G.Wilson pass) (6-72, 2:51)	15	6
Steelers	2	00:27	G.Pickens 11 yd. pass from R.Wilson (C.Boswell kick) (4-54, 0:48)	15	13
Steelers	3	07:49	C.Boswell 21 yd. Field Goal (11-76, 4:52)	15	16
Steelers	3	07:15	R.Wilson 1 yd. run (C.Boswell kick) (1-1, 0:07)	15	23
Steelers	4	12:09	V.Jefferson 4 yd. pass from R.Wilson (C.Boswell kick) (11-75, 5:28)	15	30
Steelers	4	00:26	N.Harris 10 yd. run (C.Boswell kick) (13-75, 7:27)	15	37

NEW YORK JETS

PASSING	ATT	CP	YDS	SK/YD	TD	LG	INT	RTG
Aaron Rodgers	39	24	276	1/7	1	57	2	70.0
TOTAL	39	24	276	1/7	1	57	2	70.0

RUSHING	ATT	YDS	AVG	LG	TD
Breece Hall	12	38	3.2	13t	1
Isaiah Davis	1	12	12.0	12	0
Braelon Allen	2	4	2.0	3	0
TOTAL	15	54	3.6	13T	1

RECEIVING	NO	YDS	AVG	LG	TD
Breece Hall	6	103	17.2	57	0
Garrett Wilson	5	61	12.2	27	0
Allen Lazard	4	58	14.5	20	0
Tyler Conklin	4	7	1.8	5	1
Davante Adams	3	30	10.0	11	0
Mike Williams	1	15	15.0	15	0
Braelon Allen	1	2	2.0	2	0
TOTAL	24	276	11.5	57	1

TOP DEFENSE	TOT	SOLO	AST	SCK	YDS	INT
Jamien Sherwood	9	2	7	0.0	0.0	0
Jalen Mills	8	5	3	0.0	0.0	0
Javon Kinlaw	6	5	1	0.0	0.0	0

FIELD GOALS	FGM/FGA	PERCENT	RESULTS
Greg Zuerlein	0-1	0.0	35B
TOTAL	0-1	0.0	

PITTSBURGH STEELERS

PASSING	ATT	CP	YDS	SK/YD	TD	LG	INT	RTG
Russell Wilson	29	16	264	1/4	2	44	0	109.0
TOTAL	29	16	264	1/4	2	44	0	109.0

RUSHING	ATT	YDS	AVG	LG	TD
Najee Harris	21	102	4.9	34	1
Jaylen Warren	12	44	3.7	10	0
Russell Wilson	3	3	1.0	1t	1
TOTAL	36	149	4.1	34	2

RECEIVING	NO	YDS	AVG	LG	TD
George Pickens	5	111	22.2	44	1
Darnell Washington	4	36	9.0	18	0
Pat Freiermuth	2	51	25.5	30	0
Van Jefferson	2	15	7.5	11	1
Jaylen Warren	2	15	7.5	11	0
Calvin Austin III	1	36	36.0	36	0
TOTAL	16	264	16.5	44	2

TOP DEFENSE	TOT	SOLO	AST	SCK	YDS	INT
Payton Wilson	9	4	5	0.0	0.0	0
DeShon Elliott	6	6	0	0.0	0.0	0
Beanie Bishop Jr.	6	5	1	0.0	0.0	2

FIELD GOALS	FGM/FGA	PERCENT	RESULTS
Chris Boswell	3-3	100.0	(46, 29, 21)
TOTAL	3-3	100.0	

Team Statistics

Jets Steelers

First Downs	17	21
3rd-Down Eff. (Made/Att/Pct)	3/10/30%	5/14/36%
4th-Down Eff. (Made/Att/Pct)	1/2/50%	2/2/100%
Total Net Yards	323	409
Total Plays	55	66
Yards Per Play	5.9	6.2
Rushes/Net Yards	15/54	36/149
Net Passing	269	260
Pass Attempts/Completions	39/24	29/16
Had Intercepted	2	0
Sacked/Yards Lost	1/7	1/4
Punts/Average	4/44.3	4/46.0
Penalties/Yards	5/50	4/36
Fumbles/Lost	2/0	0/0
Possession Time	27:51	32:09



WEEK 6

Pittsburgh Steelers 32, Las Vegas Raiders 13
62,553 Allegiant Stadium Oct 13, 2024



Pittsburgh Steelers	3	9	10	10	—	32
Las Vegas Raiders	7	0	0	6	—	13

SCORING DRIVES

TEAM	QTR	TIME	SCORING PLAY	PIT	LV
Steelers	1	10:19	C.Boswell 52 yd. Field Goal (9-37, 4:41)	3	0
Raiders	1	04:24	A.Mattison 3 yd. run (D.Carlson kick) (10-70, 5:55)	3	7
Steelers	2	12:12	C.Boswell 49 yd. Field Goal (10-43, 4:00)	6	7
Steelers	2	00:34	J.Fields 3 yd. run (pass failed) (6-30, 1:58)	12	7
Steelers	3	09:20	C.Boswell 37 yd. Field Goal (4-10, 1:38)	15	7
Steelers	3	04:21	N.Harris 36 yd. run (C.Boswell kick) (7-80, 3:19)	22	7
Steelers	4	08:16	J.Fields 7 yd. run (C.Boswell kick) (1-7, 0:05)	29	7
Raiders	4	04:54	K.Wilkerson 9 yd. pass from A.O'Connell (pass failed) (10-70, 3:22)	29	13
Steelers	4	03:55	C.Boswell 36 yd. Field Goal (6-18, 0:59)	32	13

PITTSBURGH STEELERS

PASSING	ATT	CP	YDS	SK/YD	TD	LG	INT	RTG
Justin Fields	24	14	145	3/35	0	31	0	75.9
TOTAL	24	14	145	3/35	0	31	0	75.9

RUSHING	ATT	YDS	AVG	LG	TD
Najee Harris	14	106	7.6	36T	1
Justin Fields	11	59	5.4	18	2
Jonathan Ward	3	13	4.3	6	0
Jaylen Warren	6	7	1.2	7	0
Aaron Shampklin	1	-2	-2.0	-2	0
TOTAL	35	183	5.2	36T	3

RECEIVING	NO	YDS	AVG	LG	TD
George Pickens	3	53	17.7	31	0
Jaylen Warren	3	11	3.7	8	0
Calvin Austin III	2	36	18.0	20	0
Pat Freiermuth	2	16	8.0	8	0
Najee Harris	2	16	8.0	11	0
Darnell Washington	1	9	9.0	9	0
Connor Heyward	1	4	4.0	4	0
TOTAL	14	145	10.4	31	0

TOP DEFENSE	TOT	SOLO	AST	SCK	YDS	INT
Patrick Queen	13	6	7	0.0	0.0	0
DeShon Elliott	6	5	1	0.0	0.0	0
Payton Wilson	6	5	1	0.0	0.0	0

FIELD GOALS	FGM/FGA	PERCENT	RESULTS
Chris Boswell	4-4	100.0	52G, 49G, 37G, 36G
TOTAL	4-4	100.0	

LAS VEGAS RAIDERS

PASSING	ATT	CP	YDS	SK/YD	TD	LG	INT	RTG
Aidan O'Connell	40	27	227	1/9	1	30	1	79.9
TOTAL	40	27	227	1/9	1	30	1	79.9

RUSHING	ATT	YDS	AVG	LG	TD
Alexander Mattison	14	33	2.4	9	1
Ameer Abdullah	4	24	6.0	10	0
Dylan Laube	1	0	0.0	0	0
TOTAL	19	57	3.0	10	1

RECEIVING	NO	YDS	AVG	LG	TD
Brock Bowers	9	71	7.9	18	0
Alexander Mattison	5	32	6.4	19	0
Alex Bachman	3	31	10.3	18	0
Harrison Bryant	3	24	8.0	14	0
Ameer Abdullah	3	14	4.7	12	0
DJ Turner	2	37	18.5	30	0
Kristian Wilkerson	2	18	9.0	9T	1
TOTAL	27	227	8.4	30	1

TOP DEFENSE	TOT	SOLO	AST	SCK	YDS	INT
Nate Hobbs	10	4	6	0.0	0.0	0
Tre'von Moehrig	9	7	2	0.0	0.0	0
Robert Spillane	8	5	3	0.0	0.0	0

FIELD GOALS	FGM/FGA	PERCENT	RESULTS
	No Field Goals		

Team Statistics

Steelers Raiders

First Downs	18	16
3rd-Down Eff. (Made/Att/Pct)	4/13/31%	2/11/18%
4th-Down Eff. (Made/Att/Pct)	1/1/100%	1/3/33%
Total Net Yards	293	275
Total Plays	62	60
Yards Per Play	4.7	4.6
Rushes/Net Yards	35/183	19/57
Net Passing	110	218
Pass Attempts/Completions	24/14	40/27
Had Intercepted	0	1
Sacked/Yards Lost	3/35	1/9
Punts/Average	3/45.7	4/42.5
Penalties/Yards	7/50	4/42
Fumbles/Lost	1/0	3/2
Possession Time	31:51	28:09



20

WEEK 5
Dallas Cowboys 20, Pittsburgh Steelers 17
 67,380 🏟️ Acrisure Stadium 🏟️ Oct 6, 2024



17

Dallas Cowboys	3	3	0	14	—	20
Pittsburgh Steelers	3	0	7	7	—	17

SCORING DRIVES

TEAM	QTR	TIME	SCORING PLAY	DAL	PIT
Cowboys	1	12:35	B.Aubrey 55 yd. Field Goal (6-21, 2:25)	3	0
Steelers	1	07:33	C.Boswell 41 yd. Field Goal (11-52, 5:02)	3	3
Cowboys	2	08:51	B.Aubrey 33 yd. Field Goal (8-51, 3:29)	6	3
Steelers	3	11:50	Co.Heyward 16 yd. pass from J.Fields (C.Boswell kick) (6-72, 3:10)	6	10
Cowboys	4	13:51	R.Dowdle 22 yd. pass from D.Prescott (B.Aubrey kick) (16-90, 8:32)	13	10
Steelers	4	04:56	P.Freiermuth 6 yd. pass from J.Fields (C.Boswell kick) (12-63, 5:32)	13	17
Cowboys	4	00:20	J.Tolbert 4 yd. pass from D.Prescott (B.Aubrey kick) (15-70, 4:36)	19	17

DALLAS COWBOYS

PASSING	ATT	CP	YDS	SK/YD	TD	LG	INT	RTG
Dak Prescott	42	29	352	2/16	2	48	2	90.6
TOTAL	42	29	352	2/16	2	48	2	90.6

RUSHING	ATT	YDS	AVG	LG	TD
Rico Dowdle	20	87	4.4	13	0
Ezekiel Elliott	6	17	2.8	5	0
Hunter Luepke	2	6	3.0	4	0
Dak Prescott	1	3	3.0	3	0
CeeDee Lamb	1	2	2.0	2	0
KaVontae Turpin	1	-6	-6.0	-6	0
TOTAL	31	109	3.5	13	0

RECEIVING	NO	YDS	AVG	LG	TD
Jalen Tolbert	7	87	12.4	48	1
Jake Ferguson	6	70	11.7	27	0
CeeDee Lamb	5	62	12.4	27	0
KaVontae Turpin	4	50	12.5	34	0
Rico Dowdle	2	27	13.5	22t	1
Brevyn Spann-Ford	2	20	10.0	13	0
Hunter Luepke	1	18	18.0	18	0
Jalen Brooks	1	10	10.0	10	0
Luke Schoonmaker	1	8	8.0	8	0
TOTAL	29	352	12.1	48	2

TOP DEFENSE	TOT	SOLO	AST	SCK	YDS	INT
Eric Kendricks	10	4	6	0.0	0.0	0
DeMarvin Oshrovn	9	6	3	0.0	0.0	0
Donovan Wilson	7	3	4	0.0	0.0	0

FIELD GOALS	FGM/FGA	PERCENT	RESULTS
Brandon Aubrey	2-3	66.7	55G, 33G, 38B
TOTAL	2-3	66.7	

PITTSBURGH STEELERS

PASSING	ATT	CP	YDS	SK/YD	TD	LG	INT	RTG
Justin Fields	27	15	131	3/16	2	21	0	93.3
Kyle Allen	1	1	19	0/0	0	19	0	118.8
TOTAL	28	16	150	3/16	2	21	0	95.8

RUSHING	ATT	YDS	AVG	LG	TD
Najee Harris	14	42	3.0	6	0
Justin Fields	6	27	4.5	8	0
Aaron Shanklin	4	14	3.5	5	0
Jonathan Ward	2	9	4.5	7	0
TOTAL	26	92	3.5	8	0

RECEIVING	NO	YDS	AVG	LG	TD
Van Jefferson	3	26	8.7	11	0
George Pickens	3	26	8.7	21	0
Pat Freiermuth	3	22	7.3	19	1
Najee Harris	2	35	17.5	20	0
Connor Heyward	2	23	11.5	16t	1
Brandon Johnson	1	9	9.0	9	0
Calvin Austin III	1	6	6.0	6	0
Darnell Washington	1	5	5.0	5	0
TOTAL	16	150	9.4	21	2

TOP DEFENSE	TOT	SOLO	AST	SCK	YDS	INT
Minkah Fitzpatrick	10	8	2	0.0	0.0	0
Patrick Queen	9	6	3	0.0	0.0	0
DeShon Elliott	9	5	4	0.0	0.0	0

FIELD GOALS	FGM/FGA	PERCENT	RESULTS
Chris Boswell	1-1	100.0	(41)
TOTAL	1-1	100.0	

Team Statistics

First Downs	25	17
3rd-Down Eff. (Made/Att/Pct)	9/15/60%	3/12/25%
4th-Down Eff. (Made/Att/Pct)	1/1/100%	2/2/100%
Total Net Yards	445	226
Total Plays	75	57
Yards Per Play	5.9	4.0
Rushes/Net Yards	31/109	26/92
Net Passing	336	134
Pass Attempts/Completions	42/29	28/16
Had Intercepted	2	0
Sacked/Yards Lost	2/16	3/16
Punts/Average	1/45.0	5/44.4
Penalties/Yards	11/87	8/50
Fumbles/Lost	2/1	2/1
Possession Time	32:29	27:31

Cowboys Steelers



WEEK 4

Pittsburgh Steelers 24, Indianapolis Colts 27
66,376 🌟 Lucas Oil Stadium 🌟 Sep 29, 2024



Pittsburgh Steelers	0	3	7	14	—	24
Indianapolis Colts	14	3	0	10	—	27

SCORING DRIVES

TEAM	QTR	TIME	SCORING PLAY	PIT	IND
Colts	1	12:02	J.Taylor 2 yd. run (M.Gay kick) (8-70, 2:59)	0	7
Colts	1	02:34	J.Downs 4 yd. pass from J.Flacco (M.Gay kick) (9-86, 4:45)	0	14
Colts	2	12:31	M.Gay 33 yd. Field Goal (9-25, 2:57)	0	17
Steelers	2	00:00	C.Boswell 50 yd. Field Goal (8-44, 1:14)	3	17
Steelers	3	02:53	J.Fields 5 yd. run (C.Boswell kick) (6-56, 2:56)	10	17
Colts	4	14:43	A.Ogletree 15 yd. pass from J.Flacco (M.Gay kick) (10-70, 3:10)	10	24
Steelers	4	11:23	J.Fields 2 yd. run (C.Boswell kick) (8-70, 3:20)	17	24
Colts	4	06:03	M.Gay 35 yd. Field Goal (10-54, 5:20)	17	27
Steelers	4	03:40	P.Freiermuth 8 yd. pass from J.Fields (C.Boswell kick) (7-70, 2:23)	24	27

PITTSBURGH STEELERS

PASSING	ATT	CP	YDS	SK/YD	TD	LG	INT	RTG
Justin Fields	34	22	312	4/30	1	38	0	104.0
TOTAL	34	22	312	4/30	1	38	0	104.0

RUSHING	ATT	YDS	AVG	LG	TD
Justin Fields	10	55	5.5	12	2
Cordarrelle Patterson	6	43	7.2	12	0
Najee Harris	13	19	1.5	5	0
Aaron Shampklin	1	5	5.0	5	0
TOTAL	30	122	4.1	12	2

RECEIVING	NO	YDS	AVG	LG	TD
George Pickens	7	113	16.1	38	0
Pat Freiermuth	5	57	11.4	29	1
Najee Harris	3	54	18.0	32	0
Darnell Washington	2	31	15.5	20	0
Van Jefferson	2	21	10.5	12	0
Cordarrelle Patterson	2	19	9.5	14	0
Calvin Austin III	1	17	17.0	17	0
TOTAL	22	312	14.2	38	1

TOP DEFENSE	TOT	SOLO	AST	SCK	YDS	INT
DeShon Elliott	12	8	4	0.0	0.0	0
Minkah Fitzpatrick	9	6	3	0.0	0.0	0
Patrick Queen	7	2	5	0.0	0.0	0

FIELD GOALS	FGM/FGA	PERCENT	RESULTS
Chris Boswell	1-1	100.0	50G
TOTAL	1-1	100.0	

INDIANAPOLIS COLTS

PASSING	ATT	CP	YDS	SK/YD	TD	LG	INT	RTG
Joe Flacco	26	16	168	2/14	2	25	0	105.9
Anthony Richardson Sr.	4	3	71	0/0	0	32	0	116.7
TOTAL	30	19	239	2/14	2	32	0	110.3

RUSHING	ATT	YDS	AVG	LG	TD
Jonathan Taylor	21	88	4.2	21	1
Anthony Richardson Sr.	3	24	8.0	14	0
Adonai Mitchell	1	10	10.0	10	0
Trey Sermon	5	8	1.6	6	0
Joe Flacco	2	3	1.5	4	0
TOTAL	32	133	4.2	21	1

RECEIVING	NO	YDS	AVG	LG	TD
Josh Downs	8	82	10.3	25	1
Michael Pittman Jr.	6	113	18.8	32	0
Jonathan Taylor	3	20	6.7	10	0
Drew Ogletree	1	15	15.0	15t	1
Alec Pierce	1	9	9.0	9	0
TOTAL	19	239	12.6	32	2

TOP DEFENSE	TOT	SOLO	AST	SCK	YDS	INT
E.J. Speed	13	12	1	0.0	0.0	0
Zaire Franklin	9	6	3	0.0	0.0	0
Nick Cross	8	7	1	0.0	0.0	0

FIELD GOALS	FGM/FGA	PERCENT	RESULTS
Matt Gay	2-3	66.7	(33, 54, 35)
TOTAL	2-3	66.7	

Team Statistics

Steelers

Colts

First Downs	23	22
3rd-Down Eff. (Made/Att/Pct)	6/13/46%	8/15/53%
4th-Down Eff. (Made/Att/Pct)	0/2/0%	0/0/0%
Total Net Yards	404	358
Total Plays	68	64
Yards Per Play	5.9	5.6
Rushes/Net Yards	30/122	32/133
Net Passing	282	225
Pass Attempts/Completions	34/22	30/19
Had Intercepted	0	0
Sacked/Yards Lost	4/30	2/14
Punts/Average	3/34.3	4/42.5
Penalties/Yards	6/53	4/38
Fumbles/Lost	3/2	1/0
Possession Time	31:07	28:53



10

WEEK 3

Los Angeles Chargers 10, Pittsburgh Steelers 20
66,734 🏟️ Acrisure Stadium 🏟️ Sep 22, 2024



20

Los Angeles Chargers	7	3	0	0	—	10
Pittsburgh Steelers	0	7	3	10	—	20

SCORING DRIVES

TEAM	QTR	TIME	SCORING PLAY	LAC	PIT
Chargers	1	02:46	Q.Johnston 27 yd. pass from J.Herbert (C.Dicker kick) (5-59, 2:48)	7	0
Steelers	2	10:17	J.Fields 5 yd. run (C.Boswell kick) (13-70, 7:29)	7	7
Chargers	2	03:13	C.Dicker 28 yd. Field Goal (12-60, 7:04)	10	7
Steelers	3	09:05	C.Boswell 38 yd. Field Goal (12-50, 5:55)	10	10
Steelers	4	14:14	C.Boswell 30 yd. Field Goal (12-73, 6:26)	10	13
Steelers	4	07:02	C.Austin 55 yd. pass from J.Fields (C.Boswell kick) (5-84, 2:43)	10	20

LOS ANGELES CHARGERS

PASSING	ATT	CP	YDS	SK/YD	TD	LG	INT	RTG
Justin Herbert	18	12	125	2/16	1	27t	0	105.1
Taylor Heinicke	2	2	24	3/28	0	18	0	116.7
TOTAL	20	14	149	5/44	1	27T	0	108.1

RUSHING	ATT	YDS	AVG	LG	TD
J.K. Dobbins	15	44	2.9	13	0
Gus Edwards	3	9	3.0	6	0
Derius Davis	1	8	8.0	8	0
Justin Herbert	1	0	0.0	0	0
TOTAL	20	61	3.1	13	0

RECEIVING	NO	YDS	AVG	LG	TD
Ladd McConkey	3	44	14.7	18	0
Will Dissly	3	19	6.3	7	0
J.K. Dobbins	3	10	3.3	6	0
Quentin Johnston	2	44	22.0	27t	1
Hayden Hurst	2	15	7.5	8	0
Simi Fehoko	1	17	17.0	17	0
TOTAL	14	149	10.6	27T	1

TOP DEFENSE	TOT	SOLO	AST	SCK	YDS	INT
Daiyan Henley	12	9	3	0.0	0.0	0
Denzel Perryman	9	6	3	0.0	0.0	0
Derwin James Jr.	8	5	3	1.0	6.0	0

FIELD GOALS	FGM/FGA	PERCENT	RESULTS
Cameron Dicker	1-1	100.0	28G
TOTAL	1-1	100.0	

PITTSBURGH STEELERS

PASSING	ATT	CP	YDS	SK/YD	TD	LG	INT	RTG
Justin Fields	32	25	245	2/13	1	55t	1	96.0
TOTAL	32	25	245	2/13	1	55T	1	96.0

RUSHING	ATT	YDS	AVG	LG	TD
Najee Harris	18	70	3.9	21	0
Cordarrelle Patterson	4	33	8.3	14	0
Justin Fields	6	6	1.0	5t	1
Jaylen Warren	3	5	1.7	3	0
TOTAL	31	114	3.7	21	1

RECEIVING	NO	YDS	AVG	LG	TD
George Pickens	5	57	11.4	27	0
Najee Harris	5	16	3.2	8	0
Calvin Austin III	4	95	23.8	55t	1
Pat Freiermuth	4	33	8.3	15	0
Cordarrelle Patterson	3	15	5.0	6	0
Scotty Miller	2	31	15.5	20	0
Connor Heyward	1	2	2.0	2	0
Jaylen Warren	1	-4	-4.0	-4	0
TOTAL	25	245	9.8	55T	1

TOP DEFENSE	TOT	SOLO	AST	SCK	YDS	INT
Patrick Queen	8	4	4	0.0	0.0	0
DeShon Elliott	5	4	1	0.0	0.0	0
Donte Jackson	5	2	3	0.0	0.0	0

FIELD GOALS	FGM/FGA	PERCENT	RESULTS
Chris Boswell	2-3	66.7	(62, 38, 30)
TOTAL	2-3	66.7	

Team Statistics

First Downs	10	20
3rd-Down Eff. (Made/Att/Pct)	3/11/27%	7/14/50%
4th-Down Eff. (Made/Att/Pct)	0/0/0%	0/0/0%
Total Net Yards	166	346
Total Plays	45	65
Yards Per Play	3.7	5.3
Rushes/Net Yards	20/61	31/114
Net Passing	105	232
Pass Attempts/Completions	20/14	32/25
Had Intercepted	0	1
Sacked/Yards Lost	5/44	2/13
Punts/Average	7/50.0	3/52.0
Penalties/Yards	7/69	3/15
Fumbles/Lost	2/0	0/0
Possession Time	26:09	33:51

Chargers Steelers



13

WEEK 2

Pittsburgh Steelers 13, Denver Broncos 6
75,330 🌟 Empower Field at Mile High 🌟 Sep 15, 2024



6

Pittsburgh Steelers	7	3	3	0	—	13
Denver Broncos	0	0	0	6	—	6

SCORING DRIVES

TEAM	QTR	TIME	SCORING PLAY	PIT	DEN
Steelers	1	01:56	D.Washington 5 yd. pass from J.Fields (C.Boswell kick) (12-78, 7:34)	7	0
Steelers	2	00:00	C.Boswell 22 yd. Field Goal (7-57, 2:28)	10	0
Steelers	3	04:16	C.Boswell 53 yd. Field Goal (4-45, 1:54)	13	0
Broncos	4	10:42	W.Lutz 35 yd. Field Goal (12-54, 5:33)	13	3
Broncos	4	01:54	W.Lutz 29 yd. Field Goal (9-69, 2:51)	13	6

PITTSBURGH STEELERS

PASSING	ATT	CP	YDS	SK/YD	TD	LG	INT	RTG
Justin Fields	20	13	117	2/7	1	16	0	97.3
TOTAL	20	13	117	2/7	1	16	0	97.3

RUSHING	ATT	YDS	AVG	LG	TD
Najee Harris	17	69	4.1	11	0
Jaylen Warren	9	42	4.7	11	0
Justin Fields	8	27	3.4	16	0
Cordarrelle Patterson	2	3	1.5	3	0
TOTAL	36	141	3.9	16	0

RECEIVING	NO	YDS	AVG	LG	TD
Pat Freiermuth	4	39	9.8	14	0
George Pickens	2	29	14.5	16	0
Jaylen Warren	2	19	9.5	12	0
Van Jefferson	2	14	7.0	12	0
Calvin Austin III	1	6	6.0	6	0
Najee Harris	1	5	5.0	5	0
Darnell Washington	1	5	5.0	5t	1
TOTAL	13	117	9.0	16	1

TOP DEFENSE	TOT	SOLO	AST	SCK	YDS	INT
DeShon Elliott	9	4	5	0.0	0.0	0
Minkah Fitzpatrick	7	5	2	0.0	0.0	0
Alex Highsmith	4	4	0	1.0	7.0	0

FIELD GOALS	FGM/FGA	PERCENT	RESULTS
Chris Boswell	2-2	100.0	22G, 53G
TOTAL	2-2	100.0	

DENVER BRONCOS

PASSING	ATT	CP	YDS	SK/YD	TD	LG	INT	RTG
Bo Nix	35	20	246	2/15	0	49	2	55.2
TOTAL	35	20	246	2/15	0	49	2	55.2

RUSHING	ATT	YDS	AVG	LG	TD
Bo Nix	4	25	6.3	13	0
Javonte Williams	11	17	1.5	5	0
Tyler Badie	1	16	16.0	16	0
Jaleel McLaughlin	3	6	2.0	7	0
TOTAL	19	64	3.4	16	0

RECEIVING	NO	YDS	AVG	LG	TD
Javonte Williams	5	48	9.6	14	0
Josh Reynolds	4	93	23.3	49	0
Lil'Jordan Humphrey	4	50	12.5	27	0
Greg Dulcich	3	16	5.3	9	0
Courtland Sutton	1	26	26.0	26	0
Marvin Mims Jr.	1	10	10.0	8	0
Tyler Badie	1	2	2.0	2	0
Michael Burton	1	1	1.0	1	0
TOTAL	20	246	12.3	49	0

TOP DEFENSE	TOT	SOLO	AST	SCK	YDS	INT
Alex Singleton	12	7	5	0.0	0.0	0
Brandon Jones	7	3	4	0.0	0.0	0
Cody Barton	6	3	3	0.0	0.0	0

FIELD GOALS	FGM/FGA	PERCENT	RESULTS
Wil Lutz	2-2	100.0	(35, 29)
TOTAL	2-2	100.0	

Team Statistics

First Downs	16	13
3rd-Down Eff. (Made/Att/Pct)	4/13/31%	2/12/17%
4th-Down Eff. (Made/Att/Pct)	0/0/0%	1/2/50%
Total Net Yards	251	295
Total Plays	58	56
Yards Per Play	4.3	5.3
Rushes/Net Yards	36/141	19/64
Net Passing	110	231
Pass Attempts/Completions	20/13	35/20
Had Intercepted	0	2
Sacked/Yards Lost	2/7	2/15
Punts/Average	8/53.0	6/52.5
Penalties/Yards	10/78	9/124
Fumbles/Lost	1/0	0/0
Possession Time	32:19	27:41

Steelers Broncos



WEEK 1
Pittsburgh Steelers 18, Atlanta Falcons 10
 72,291 🏟️ Mercedes-Benz Stadium 🏟️ Sep 8, 2024



Pittsburgh Steelers	3	6	6	3	—	18
Atlanta Falcons	3	7	0	0	—	10

SCORING DRIVES

TEAM	QTR	TIME	SCORING PLAY	PIT	ATL
Falcons	1	09:06	Y.Koo 24 yd. Field Goal (12-64, 5:54)	0	3
Steelers	1	04:37	C.Boswell 57 yd. Field Goal (10-31, 4:29)	3	3
Steelers	2	12:54	C.Boswell 51 yd. Field Goal (10-18, 6:08)	6	3
Falcons	2	00:32	K.Pitts 12 yd. pass from K.Cousins (Y.Koo kick) (9-90, 3:18)	6	10
Steelers	2	00:00	C.Boswell 44 yd. Field Goal (4-45, 0:32)	9	10
Steelers	3	07:45	C.Boswell 56 yd. Field Goal (9-24, 2:44)	12	10
Steelers	3	00:25	C.Boswell 40 yd. Field Goal (5-46, 3:24)	15	10
Steelers	4	00:28	C.Boswell 25 yd. Field Goal (7-11, 2:06)	18	10

PITTSBURGH STEELERS

PASSING	ATT	CP	YDS	SK/YD	TD	LG	INT	RTG
Justin Fields	23	17	156	2/23	0	40	0	91.9
TOTAL	23	17	156	2/23	0	40	0	91.9

RUSHING	ATT	YDS	AVG	LG	TD
Najee Harris	20	70	3.5	20	0
Justin Fields	14	57	4.1	12	0
Cordarrelle Patterson	4	13	3.3	5	0
Jaylen Warren	2	7	3.5	8	0
George Pickens	1	-10	-10.0	-10	0
TOTAL	41	137	3.3	20	0

RECEIVING	NO	YDS	AVG	LG	TD
George Pickens	6	85	14.2	40	0
Pat Freiermuth	4	27	6.8	10	0
Jaylen Warren	2	13	6.5	9	0
Najee Harris	1	9	9.0	9	0
MyCole Pruitt	1	9	9.0	9	0
Calvin Austin III	1	7	7.0	7	0
Darnell Washington	1	5	5.0	5	0
Van Jefferson	1	1	1.0	1	0
TOTAL	17	156	9.2	40	0

TOP DEFENSE	TOT	SOLO	AST	SCK	YDS	INT
Minkah Fitzpatrick	7	6	1	0.0	0.0	0
Alex Highsmith	6	1	5	0.0	0.0	0
Cameron Heyward	4	2	2	0.0	0.0	0

FIELD GOALS	FGM/FGA	PERCENT	RESULTS
Chris Boswell	6-6	100.0	57G, 51G, 44G, 56G, 40G, 25G
TOTAL	6-6	100.0	

ATLANTA FALCONS

PASSING	ATT	CP	YDS	SK/YD	TD	LG	INT	RTG
Kirk Cousins	26	16	155	2/18	1	20	2	59.0
TOTAL	26	16	155	2/18	1	20	2	59.0

RUSHING	ATT	YDS	AVG	LG	TD
Bijan Robinson	18	68	3.8	13	0
Tyler Allgeier	3	21	7.0	13	0
Kirk Cousins	1	0	0.0	0	0
TOTAL	22	89	4.0	13	0

RECEIVING	NO	YDS	AVG	LG	TD
Bijan Robinson	5	43	8.6	14	0
Ray-Ray McCloud III	4	52	13.0	20	0
Kyle Pitts Sr.	3	26	8.7	12t	1
Drake London	2	15	7.5	8	0
Darnell Mooney	1	15	15.0	15	0
Charlie Woerner	1	4	4.0	4	0
TOTAL	16	155	9.7	20	1

TOP DEFENSE	TOT	SOLO	AST	SCK	YDS	INT
Kaden Elliss	9	4	5	0.0	0.0	0
Mike Hughes	7	7	0	0.0	0.0	0
Jessie Bates III	6	6	0	0.0	0.0	0

FIELD GOALS	FGM/FGA	PERCENT	RESULTS
Younghoe Koo	1-1	100.0	(24)
TOTAL	1-1	100.0	

Team Statistics

First Downs	16	15
3rd-Down Eff. (Made/Att/Pct)	8/17/47%	2/9/22%
4th-Down Eff. (Made/Att/Pct)	0/1/0%	1/1/100%
Total Net Yards	270	226
Total Plays	66	50
Yards Per Play	4.1	4.5
Rushes/Net Yards	41/137	22/89
Net Passing	133	137
Pass Attempts/Completions	23/17	26/16
Had Intercepted	0	2
Sacked/Yards Lost	2/23	2/18
Punts/Average	3/48.7	4/52.5
Penalties/Yards	9/60	5/34
Fumbles/Lost	1/0	1/1
Possession Time	35:36	24:24

Steelers Falcons