



NATIONAL FOOTBALL LEAGUE

GAME SUMMARY

SUPER BOWL IX

Copyright © 1973 by The National Football League. All rights reserved. This summary and play-by-play is for the express purpose of assisting media in their coverage of the game; any other use of this material is prohibited without the written permission of The National Football League.

DATE January 12, 1975 DAY OF WEEK Sunday STARTING TIME 2:00 p.m. CST

VISITING TEAM PITTSBURGH STEELERS VS. HOME MINNESOTA VIKINGS AT NEW ORLEANS (Tulane)

WEATHER Cloudy, Cold TEMPERATURE 46° WIND AND DIRECTION North 17 MPH

OFFICIALS REFEREE Bernie Ulman UMPIRE Al Conway LINE JUDGE Bruce Alford

LINESMAN Ed Marion BACK JUDGE Ray Douglas FIELD JUDGE Dick Dolack

VISITORS

LINEUPS

HOME

OFFENSE

DEFENSE

WR 43 Lewis LE 68 Greenwood
LT 55 Kolb LT 75 Greene
LG 50 Clack RT 63 Holmes
C 56 Mansfield RE 78 White
RG 72 Mullins LLB 59 Ham
RT 71 Gravelle MLB 58 Lambert
TE 87 Brown RLB 34 Russell
WR 25 Shanklin LCB 24 Thomas
QB 12 Bradshaw RCB 47 Blount
RB 20 Bleier LS 23 Wagner
RB 32 Harris RS 27 Edwards

OFFENSE

DEFENSE

WR 82 Lash LE 81 Eller
LT 68 Goodrum LT 69 Sutherland
LG 66 Maurer RT 88 Page
C 53 Tingelhoff RE 70 Marshall
RG 62 White LLB 60 Winston
RT 73 Yary MLB 50 Siemon
TE 83 Voigt RLB 58 Hilgenberg
WR 42 Gilliam LCB 43 N. Wright
QB 10 Tarkenton RCB 25 Wallace
RB 44 Foreman LS 23 J. Wright
RB 41 Osborn RS 22 Krause

SUBSTITUTIONS

OFFENSE: Stallworth, Garrett, Swann, Reaves, Sam Davis, Webster, Druschel, Grossman, McMakin, Pearson, Harrison, Steve Davis. DEFENSE: Furness, Toews, C. Davis, Kellum, Bradley, Allen, Conn, Shell. KICKERS: Walden, Gerela

SUBSTITUTIONS

OFFENSE: McCullum, Alderman, Anderson, Sunde, Lawson, Kingsriter, Craig, Reed, Marinaro, McClanahan, B. Brown. DEFENSE: Larsen, Lurtsema, Blair, Martin, McNeill, T. Brown, Poltl. KICKERS: Eischeid, Cox

Wolf, Gilliam, Hanratty

Berry, Boone, Blahak, Riley, Holland

INACTIVE

INDIVIDUAL SCORING

Harris, L. Brown TOUCHDOWNS T. Brown

Gerela (2) P.A.T.'S

FIELD GOALS

Gerela (1) FIELD GOALS MISSED Cox (1)

Table with 5 columns: 1, 2, 3, 4, TOTAL. Rows for PITTSBURGH STEELERS (Visitor) and MINNESOTA VIKINGS (Home).

Table with 6 columns: TEAM, PERIOD, ELAPSED TIME, SCORING PLAY, SCORE VISITOR, HOME. Contains play-by-play data for the game.

ATTENDANCE 80,997 (Paid) 79,065 (Actual) TIME OF GAME 2:56

DATE January 12, 1975

FINAL INDIVIDUAL STATISTICS

AT New Orleans, LA

VISITING TEAM PITTSBURGH STEELERS

HOME TEAM MINNESOTA VIKINGS

RUSHING		ATT.	NET YARDS	AVG.	LONG GAIN	TD			
BLEIER		17	65	3.8	18	0			
HARRIS		34	158	4.6	25	1			
BRADSHAW		5	33	6.6	17	0			
SWANN		1	-7	-7.0	-7	0			
TOTALS		57	249	4.4	25	1			
PASSING		ATT.	COMP.	YARDS	TKD YDS.	TD	LG.	Had Int.	
BRADSHAW		14	9	96	2/12	1	30	0	
TOTALS		14	9	96	2/12	1	30	0	
PASS RECEIVING		NO.	YARDS	LG.	TD				
LEWIS		1	12	12	0				
BROWN		3	49	30	1				
STALLWORTH		3	24	22	0				
BLEIER		2	11	6	0				
TOTALS		9	96	30	1				
INTERCEPTIONS		NO.	YARDS	LG.	TD				
BLOUNT		1	10	10	0				
GREENE		1	10	10	0				
WAGNER		1	26	26	0				
TOTALS		3	46	26	0				
PUNTING		NO.	YDS.	AVG.	LG.				
WALDEN		7	243	34.7	52				
TOTALS		7	243	34.7	52				
PUNT RETURNS		NO.	FC	YARDS	LG.	TD			
SWANN		3	0	34	17	0			
EDWARDS		2	0	2	2	0			
TOTALS		5	0	36	17	0			
KICKOFF RETURNS		NO.	YARDS	LG.	TD				
PEARSON		1	15	15	0				
HARRISON		2	17	17	0				
TOTALS		3	32	17	0				
FUMBLES		FUM.	OWN REC.	YDS.	TD	OPP. REC.	YDS.	TD	OUT BDS.
WALDEN		1	1	-7	0	0	0	0	0
BLEIER		1	0	0	0	0	0	0	0
KELLUM		0	0	0	0	1	0	0	0
HARRIS		2	1	0	0	0	0	0	0
GREENE		0	0	0	0	1	0	0	0
TOTALS		4	2	-7	0	2	0	0	0

RUSHING		ATT.	NET YARDS	AVG.	LONG GAIN	TD			
OSBORN		8	-1	-0.1	2	0			
FOREMAN		12	18	1.5	12	0			
TARKENTON		1	0	0.0	0	0			
TOTALS		21	17	0.8	12	0			
PASSING		ATT.	COMP.	YARDS	TKD YDS.	TD	LG.	Had Int.	
TARKENTON		26	11	102	0/0	0	28	3	
TOTALS		26	11	102	0/0	0	28	3	
PASS RECEIVING		NO.	YARDS	LG.	TD				
GILLIAM		1	16	16	0				
OSBORN		2	7	4	0				
FOREMAN		5	50	17	0				
VOIGT		2	31	28	0				
REED		1	-2	-2	0				
TOTALS		11	102	28	0				
INTERCEPTIONS		NO.	YARDS	LG.	TD				
TOTALS		0	0	0	0				
PUNTING		NO.	YDS.	AVG.	LG.				
EISCHEID		6	223	37.2	42				
TOTALS		6	223	37.2	42				
PUNT RETURNS		NO.	FC	YARDS	LG.	TD			
Mc CULLUM		3	0	11	6	0			
N. WRIGHT		1	0	1	1	0			
WALLACE		0	1	0	0	0			
TOTALS		4	1	12	6	0			
KICKOFF RETURNS		NO.	YARDS	LG.	TD				
B. BROWN		1	2	2	0				
Mc CULLUM		1	26	26	0				
Mc CLANAHAN		1	22	22	0				
TOTALS		3	50	26	0				
FUMBLES		FUM.	OWN REC.	YDS.	TD	OPP. REC.	YDS.	TD	OUT BDS.
POLTL		0	0	0	0	1	0	0	0
TARKENTON		1	1	-10	0	0	0	0	0
B. BROWN		1	0	0	0	0	0	0	0
KRAUSE		0	0	0	0	1	0	0	0
FOREMAN		1	0	0	0	0	0	0	0
TOTALS		3	1	-10	0	2	0	0	0

PITTSBURGH STEELERS

MINNESOTA VIKINGS

(Visiting Team)

VS.

(Home Team)

Date Sunday, January 12, 1975

At: Tulane Stadium, New Orleans, Louisiana

FINAL TEAM STATISTICS

	PITTSBURGH VISITING TEAM	MINNESOTA HOME TEAM
TOTAL FIRST DOWNS	<u>17</u>	<u>9</u>
FIRST DOWNS RUSHING	<u>11</u>	<u>2</u>
FIRST DOWNS PASSING	<u>5</u>	<u>5</u>
FIRST DOWNS BY PENALTY	<u>1</u>	<u>2</u>
THIRD DOWN EFFICIENCY	<u>7-18</u>	<u>5-12</u>
TOTAL OFFENSIVE YARDAGE	<u>333</u>	<u>119</u>
TOTAL NO. OFFENSIVE PLAYS (Inc. times thrown passing)	<u>73</u>	<u>47</u>
AVERAGE GAIN PER OFFENSIVE PLAY	<u>4.6</u>	<u>2.5</u>
NET RUSHING YARDAGE	<u>249</u>	<u>17</u>
TOTAL RUSHING PLAYS	<u>57</u>	<u>21</u>
AVERAGE GAIN PER RUSHING PLAY	<u>4.4</u>	<u>0.8</u>
NET PASSING YARDAGE	<u>84</u>	<u>102</u>
GROSS YARDS GAINED PASSING	<u>96</u>	<u>102</u>
TIMES THROWN AND YARDS LOST ATTEMPTING TO PASS	<u>2-12</u>	<u>0-0</u>
PASSES ATTEMPTED—COMPLETED—HAD INTERCEPTED . .	<u>14-9-0</u>	<u>26-11-3</u>
AVERAGE GAIN PER PASS PLAY (Inc. times thrown passing)	<u>5.3</u>	<u>3.9</u>
PUNTS—NUMBER AND AVERAGE	<u>7-34.7</u>	<u>6-37.2</u>
HAD BLOCKED	<u>1</u>	<u>0</u>
FUMBLES—NUMBER AND LOST	<u>4-2</u>	<u>3-2</u>
PENALTIES—NUMBER AND YARDS	<u>8-122</u>	<u>4-18</u>
TOTAL RETURN YARDAGE	<u>114</u>	<u>62</u>
NO. AND YARDS PUNT RETURNS	<u>5-36</u>	<u>4-12</u>
NO. AND YARDS KICKOFF RETURNS	<u>3-32</u>	<u>3-50</u>
NO. AND YARDS INTERCEPTION RETURNS	<u>3-46</u>	<u>0-0</u>
NO. AND YARDS MISCELLANEOUS RETURNS (Field Goals and Blocked Punts)	<u>0</u>	<u>0</u>

SUPER BOWL IX -- PITTSBURGH STEELERS (AFC) vs. MINNESOTA VIKINGS (NFC)
 Sunday, January 12, 1975 Tulane Stadium, New Orleans, La.

WEATHER: Cloudy & Cold. TEMPERATURE: 46°. HUMIDITY: 63% WIND: North, 17 mph.

PITTSBURGH won toss and will RECEIVE. MINNESOTA will defend SOUTH goal.

FIRST QUARTER

Cox kicks off to the Pittsburgh 22, Pearson returns 15 to 37 (Martin).
 PITTSBURGH BALL (14:52)

- 1--10 P 37 -- Bleier runs lt for 3 to 40 (Sutherland)
- 2--7 P 40 -- Harris runs right, slips, loses 1 (Winston)
- 3--8 P 39 -- Bradshaw, back to pass, thrown for 4-yd loss (Lurtsema)
- 4--12 P 35 -- Walden punts 52 yards to 13, McCullum returns 5 (Bradley)

MINNESOTA BALL (13:03)

- 1-10 M 18 -- Tarkenton passes to Gilliam, right flat, 16 yards (Wagner) FIRST DOWN
- 1-10 M 34 -- Tarkenton overthrows Voight, middle (Lambert).
- 2-10 M 34 -- Osborn runs lg, gains 1 to 35 (White)
- 3-9 M 35 -- Tarkenton throws incomplete for Gilliam, right (Thomas)
- 4-9 M 35 -- Eischeid punts 40 to the P25, Swann returns 17 to 42 (Kingsriter)

PITTSBURGH BALL (11:52)

- 1-10 P 42 -- Steelers penalized 5 yards illegal procedure. (on Mullins)
- 1-15 P 37 -- Bleier breaks through rg, 18 yards (Krause) FIRST DOWN
- 1-10 M 45 -- Harris runs lg, 4 yards to 41 (Page)
- 2-6 M 41 -- Harris runs right side, loses 3 (J. Wright), but Steelers penalized 15 yards clipping.
- 2-21 P 44 -- Bradshaw passes to Lewis, left flat, 12 (Sutherland) (12 run)
- 3-9 M 44 -- Bradshaw, back to pass, thrown for 8-yd loss (Page)
- 4-17 P 48 -- Walden punts 39 yards to 13, Wright returns for 1 (Bradley)

MINNESOTA BALL (9:17)

- 1-10 M 14 -- Foreman runs right side, loses 2 (Ham)
- 2-12 M 12 -- Tarkenton passes right to Osborne, gains 4 (Ham) (4 pass)
- 3-8 M 16 -- Tarkenton pass knocked down behind line by (Greenwood)
- 4-8 M 16 -- Eischeid punts 37 yards, downed on P47 by (Kingsriter), but Vikings penalized 8 (half distance) for clipping. (on McClanahan)
- 4-16 M 8 -- Eischeid punts 36 yards to M44, Edwards returns, no gain (Blair)

PITTSBURGH BALL (7:21)

- 1-10 M 44 -- Bradshaw pass for Lewis incomplete, middle (Wallace)
- 2-10 M 44 -- Harris runs middle, draw for 3 (Sutherland)
- 3--7 M 41 -- Bradshaw passes right to Brown, 15 yards (Polt1) FIRST DOWN
- 1-10 M 26 -- Bleier runs left side, 4 yards (Hilgenberg)
- 2-6 M 22 -- Harris runs lg, gains 2 (Siemon)
- 3-4 M 20 -- Bradshaw overthrows Lewis, left (Wallace)
- 4-4 M 20 -- Gerela 37-yd field goal attempt off to left, Walden holding.

MINNESOTA BALL (4:32)

- 1-10 M 20 -- Foreman runs left side, slips, gains 1 (Russell)
- 2-9 M 21 -- Tarkenton throws short for Voigt under pressure (Lambert).
Steelers refuse holding penalty on Minn.
- 3-9 M 21 -- Tarkenton pass left to Gilliam out of bounds (Russell)
- 4-9 M 21 -- Eischeid punts 31 yards, downed on P 48 by Wallace.

PITTSBURGH BALL (3:37)

- 1-10 P 48 -- Bleier runs right side, 4 yards (Siemon)
- 2-6 M 48 -- Shanklin sweeps re on reverse, no gain (N. Wright), but Vikings penalized 5 yards offsides
- 2-1 M 43 -- Harris breaks off rt, 14 yards (Marshall) FIRST DOWN
- 1-10 M 29 -- Bradshaw sweeps right on keeper, 11 yards (Wright) FIRST DOWN
- 1-10 M 18 -- Harris runs rg, no gain (Sutherland)
- 2-10 M 18 -- Harris runs lg, gets 2 (Page)
- 3-8 M 16 -- Bradshaw pass for Lewis in left end zone broken up (Wallace)
- 4-8 M 16 -- Gerela gets bad snap on 33-yard field goal attempt, holder
Walden picks up, runs left, loses 7 yards to 23

MINNESOTA BALL (:32)

- 1-10 M 23 -- Osborn runs left side, no gain (White), as quarter ends.

MINNESOTA 0 PITTSBURGH 0

	Minn	Pitts
First downs...	1	4
Net Rush.....	0	64
Net Pass.....	20	15
A/C/I.....	7-2-0	5-2-0
3rd down conv.	0-3	1-5

← LEFT

1-12-75
DATE

PITTSBURGH STEELERS (AFC) VS.

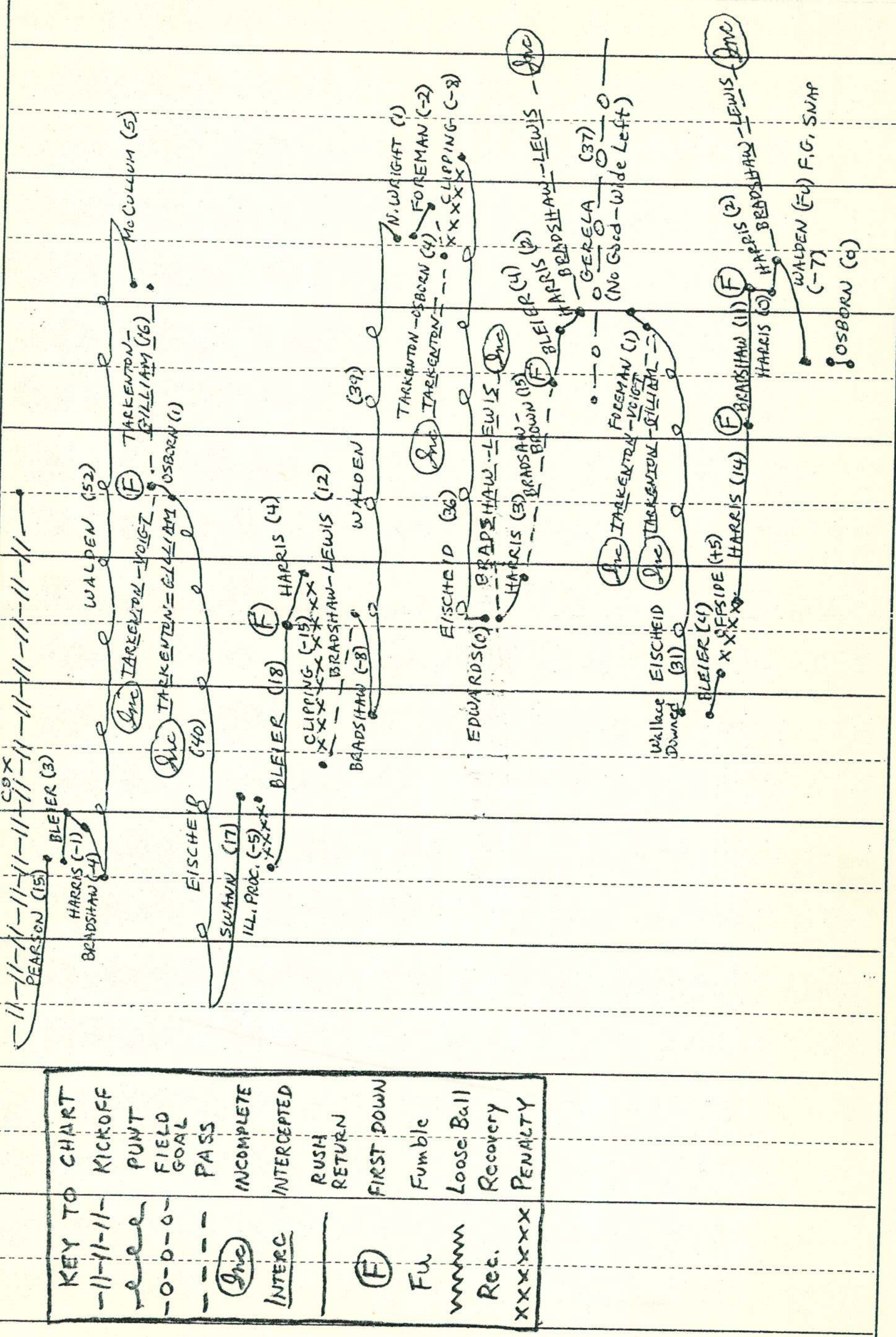
MINNESOTA VIKINGS (NFC)

FIRST
QUARTER

→ RIGHT

G 5 10 15 20 25 30 35 40 45 50 55 60 G

KEY TO CHART
- - - - KICKOFF
-e-e-e- PUNT
-o-o-o- FIELD GOAL
- - - - PASS
(Inc) INCOMPLETE
INTERC INTERCEPTED
— RUSH RETURN
(F) FIRST DOWN
Fu Fumble
W W W Loose Ball
Rec. Recovery
xxxxxx PENALTY



SUPER BOWL IX -- PITTSBURGH STEELERS (AFC) vs. MINNESOTA VIKINGS (NFC)
Sunday, January 12, 1975, at Tulane Stadium, New Orleans, La.

SECOND QUARTER

- 2-10 M 23 -- Tarkenton passes right to Foreman, 12 (Wagner) FIRST DOWN
- 1-10 M 35 -- Tarkenton pass right for Lash incomplete, deflected (Holmes)
- 2-10 M 35 -- Osborn runs lg, loses 1 (Holmes)
- 3-11 M 34 -- Tarkenton scrambles, passes incomplete for Gilliam, left (Russell)
- 4-11 M 34 -- Eischeid punts 38 yards to 28, Edwards returns 2 to 30, and
Steelers penalized 15 yards for clipping.

PITTSBURGH BALL (13:36)

- 1-10 P 15 -- Harris runs right end, 5 yards (Siemon).
- 2-5 P 20 -- Bradshaw long pass left for Stallworth broekn up (Wallace)
- 3-5 P 20 -- Bradshaw passes middle to Swann, 16, but Steelers penal. 10
offensive interference.
- 3-15 P 10 -- Bleier runs right side for 8, fumbles, Poltl recovers for
Minnesota on 24.

MINNESOTA BALL (13:10)

- 1-10 P 24 -- Osborn gains 2 at left side (Ham).
- 2-8 P 22 -- Tarkenton throws incomplete for Foreman, right (Thomas).
- 3-8 P 22 -- Tarkenton overthrows Foreman at the 5 (Wagner)
- 4-8 P 22 -- Cox 39-yard field goal attempt no good, off to right (Krause holds)

PITTSBURGH BALL (12:09)

- 1-10 P 22 -- Bleier runs left side, loses 1 (Siemon)
- 2-11 P 21 -- Harris runs rt, gains 3 (Winston)
- 3-8 P 24 -- Bradshaw passes to Stallworth, left, 22 yds (Wallace) FIRST DOW
- 1-10 P 46 -- Bleier runs rt ~~for~~ 6 yards (Siemon)
- 2-4 M 48 -- Harris runs right side for 2 (Sutherland)
- 3-2 M 46 -- Bleier sweeps right, no gain (Siemon, Winston)
- 4-2 M 46 -- Walden punts 39 yards to the 7, no return by McCullum (Shell)

MINNESOTA BALL (7:56)

- 1-10 M 7 -- Foreman runs lt for 3 yards (Russell)
- 2-7 M 10 -- Tarkenton pitches back to Osborn poorly, fumbles, and recovers in
end zone for a safety. Time: 7:49 elapsed. (Lambert)

PITTSBURGH 2 MINNESOTA 0

Eischeid punts to the Steeler 35, knocked out of bounds by Harrison, no return.

PITTSBURGH BALL (7:01)

- 1-10 P 35 -- Bradshaw passes right to Bleier, 5 yards (Winston)
- 2-5 P 40 -- Harris runs le, 2 yards (Hilgenberg)
- 3-3 P 42 -- Bradshaw screen pass left to Stallworth loses 6 (Wallace)
- 4-9 P 36 -- Walden punts to the 14, McCullum returns 6 (Garrett) 50-yd punt

MINNESOTA BALL (5:16)

- 1-10 M 20 -- Tarkenton pass left to Gilliam incomplete (Blount). But Steeders
pen. 15 yds interference. FIRST DOWN
- 1-10 M 35 -- Osborn runs left side, loses 1 (White)
- 2-11 M 34 -- Tarkenton passes right to Foreman, 10 yards (Thomas)
- 3-1 M 44 -- Foreman runs middle, 2 yards (Lambert) FIRST DOWN
- 1-10 M 46 -- Tarkenton under pressure throws out of bounds, right
- 2-10 M 46 -- Foreman gains 2 at right side (Lambert)
- 3-8 M 48 -- Tarkenton passes to Foreman, middle, 17 yards (Thomas) FIRST DOWN
- 1-10 P 35 -- Foreman runs right side for 4 yards (Greenwood)
- 2-6 P 31 -- (2:00) Tarkenton passes right to Voigt, 3, he runs out (Thomas)
- 3-3 P 28 -- (1:55) Tarkenton passes right to Osborn, 3 yds (Lambert) FIRST DOWN
- 1-10 P 25 -- (1:17) Tarkenton passes middle for Gilliam, it bounces in air and
Blount intercepts at goal and returns 10 yards.

PITTSBURGH BALL (1:05)

- 1-10 P 10 -- Bradshaw runs right, loses 1 (Marshall)
- 2-11 P 9 -- (:56) Harris breaks off left side, 25 yards (Krause) FIRST DOWN
- 1-10 P 34 -- (:49) Bleier at rg loses 1 (Siemon)
- 2-11 P 33 -- (:27) Bradshaw runs right, gains 17 (Page) as half ends. FIRST DOWN

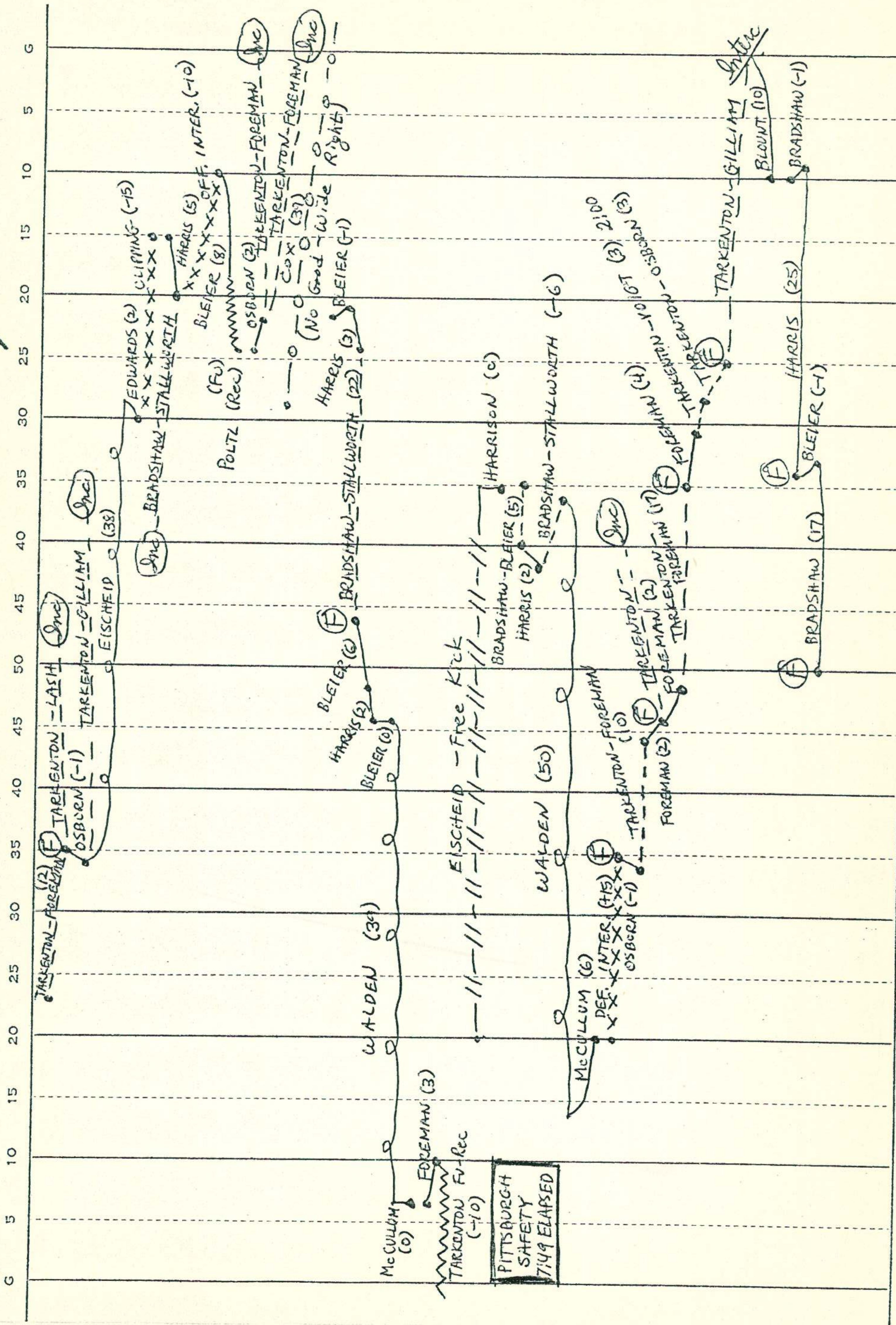
HALFTIME: Pittsburgh 2, Minnesota 0

1-21-75
DATE

PITTSBURGH STEELERS (AFC) VS. MINNESOTA VIKINGS (NFC)

SECOND QUARTER

← LEFT
→ RIGHT



FIRST HALF SUMMARY

PITTSBURGH STEELERS vs MINNESOTA VIKINGS

January 12, 1975

New Orleans, La.
Tulane Stadium

VISITOR

HOME

DATE

SITE

PERIOD SCORES

VISITOR 0 - 2 = 2
HOME 0 - 0 = 0 (HALFTIME SCORE)

TEAM	PERIOD	ELAPSED TIME	SCORING PLAY	SCORE	
				VISITOR	HOME
PITT	2	7:49	SAFETY (Tarkenton tackled in end zone)	2	0

VISITOR PITTSBURGH HOME MINNESOTA

TOTAL FIRST DOWNS

First Downs Rushing-Passing-by Penalty

TOTAL NET YARDS

Total No. Offensive Plays (Include times thrown passing)

NET YARDS RUSHING

NET YARDS PASSING

Gross Yards Gained Passing

Times Thrown — Yards Lost Attempting to Pass

PASS ATTEMPTS — COMPLETIONS — HAD INTERCEPTED

PUNTS — Number and Average

PENALTIES — Number and Yards

FUMBLES — Number and Lost

7	6
5-2-0	1-4-1
165	76
35	30
129	11
36	65
48	65
2-12	0-0
9-5-0	18-7-1
4-45.0	4-36.3
5-60	2-13
2-1	1-0

VISITOR PITTSBURGH STEELERS

HOME MINNESOTA VIKINGS

RUSHING							
	ATT.	NET YARDS	AVG.	LONG GAIN	TD		
BLEIER	9	41	4.6	18	0		
HARRIS	12	61	5.1	25	0		
BRADSHAW	3	27	9.0	17	0		
PASSING							
	ATT.	COMP.	YARDS	TKD YDS.	TD	LG.	Had Int.
BRADSHAW	9	5	48	2	0	22	0
PASS RECEIVING							
	NO.	YARDS	LG.	TD			
LEWIS	1	12	12	0			
BROWN	1	15	15	0			
STALLWORTH	2	16	22	0			
BLEIER	1	5	5	0			

RUSHING							
	ATT.	NET YARDS	AVG.	LONG GAIN	TD		
OSBORN	5	1	0.2	2	0		
FOREMAN	6	10	1.7	4	0		
TARKENTON	1	0	0.0	0	0		
PASSING							
	ATT.	COMP.	YARDS	TKD YDS.	TD	LG.	Had Int.
TARKENTON	18	7	65	0	0	17	1
PASS RECEIVING							
	NO.	YARDS	LG.	TD			
GILLIAM	1	16	16	0			
OSBORN	2	7	4	0			
FOREMAN	3	39	17	0			
VOIGT	1	3	3	0			

SUPER BOWL IX -- PITTSBURGH STEELERS (AFC) vs. MINNESOTA VIKINGS (NFC)
 Sunday, January 12, 1975, at Tulane Stadium, New Orleans, La.

THIRD QUARTER

Gerela kicks off to the Viking 28, Brown returns 2 to 30, fumbles and Kellum recovers for the Steelers on the Viking 30.

PITTSBURGH BALL (14:49)

- 1-10 M 30 -- Bleier runs right side, no gain (Eller)
- 2-10 M 30 -- Harris breaks off left side for 24 yards (Sutherland) FIRST DOWN
- 1-G M 6 -- Harris runs re, loses 3 (Hilgenberg)
- 2-G M 9 -- Harris sweeps le for 9 yards and the touchdown. Time: 1:35 elapsed. Gerela converts PAT, but play had been called dead. Gerela converts PAT. FIRST DOWN

PITTSBURGH 9 MINNESOTA 0 (30 yards, 4 plays)

Gerela kicks off again to the 2, McCullum returns 26 yards (Kellum)

MINNESOTA BALL (13:15)

- 1-10 M 28 -- Osborn runs rg for 2 yards (Holmes)
- 2-8 M 30 -- Foreman gets 1 at right side (Greene)
- 3-7 M 31 -- Tarkenton passes left to Foreman, 6 yards (Russell) (4 pass, 2 run)
- 4-1 M 37 -- (11:50) Tarkenton tries long count, but both teams ruled offsidies. Eischeid punts 42 yards to 21, Swann returns 6 (J. Wright)

PITTSBURGH BALL (11:16)

- 1-10 P 27 -- Harris runs right side, fumbles, recovers for 9 yards (Page)
- 2-1 P 36 -- Harris at rg for 4 yards (Winston) FIRST DOWN
- 1-10 P 40 -- Bradshaw passes left to Stallworth, 8 yards (Wallace)
- 2-2 P 48 -- Harris runs lg for 4 yards (Winston) FIRST DOWN
- 1-10 M 48 -- Bradshaw, back to pass, runs right for 5 (Page)
- 2-5 M 43 -- Bradshaw keeps at middle for 1 yard (Page)
- 3-4 M 42 -- Bleier runs left side but no gain (Eller)
- 4-4 M 42 -- Walden punts 42 yards into the end zone.

MINNESOTA BALL (6:49)

- 1-10 M 20 -- Foreman runs left side, loses 1 (Russell)
- 2-11 M 19 -- Tarkenton pass is deflected, caught by Tarkenton, who passes left to Gilliam at Steeler 40 (deflection by Greenwood). Penalty for illegal pass (second pass on same play) is loss of down.
- 3-11 M 19 -- Foreman runs rg for 12 yards (Toews) FIRST DOWN
- 1-10 M 31 -- Osborn runs right side for 1 yard (Holmes)
- 2-9 M 32 -- Osborn runs left, loses 5 yards (Greenwood)
- 3-14 M 27 -- Tarkenton passes right to Voigt, 28 yards (Edwards) FIRST DOWN
- 1-10 P 45 -- Foreman runs right side for 2-yard loss (Bradley)
- 2-12 P 47 -- Tarkenton pass left is deflected, intercepted by Greene on P 45 and returned 10 yards, but Steelers penalized 15 yards for clipping.

PITTSBURGH BALL (2:31)

- 1-10 P 40 -- Harris runs left side for 6 (Krause)
- 2-4 P 46 -- Harris runs left side, no gain (Page)
- 3-4 P 46 -- Bradshaw pass left is intercepted by Siemon, returned 6 yards to P 45. But Vikings ruled offsidies, 5-yard penalty. FIRST DOWN
- 1-10 M 49 -- Harris runs left guard, 1 yard (Hilgenberg)
- 2-9 M 48 -- Harris sweeps left for 3 yards (Eller)
- 3-6 M 45 -- (End of quarter)

PITTSBURGH 9 MINNESOTA 0

	<u>Pitt</u>	<u>Minn</u>
First downs	12	8
Net Rush	192	19
Net Pass	44	99
A/C/I	10-6-0	22-9-2
3rd down conv.	3-11	5-11

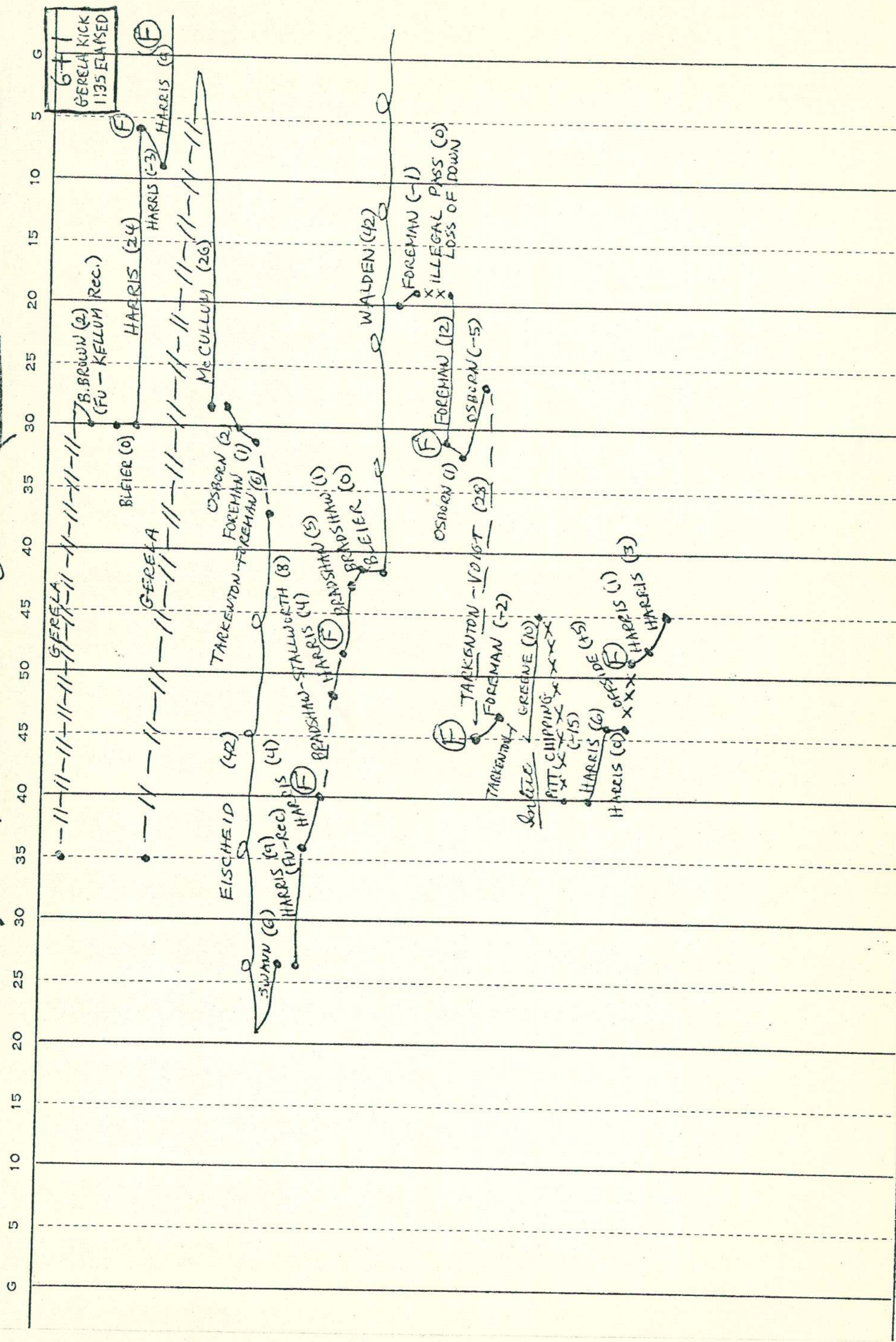
← LEFT

1-12-75
DATE

PITTSBURGH STEELERS (AFC) VS. MINNESOTA VIKINGS (NFC)

THIRD
QUARTER

→ RIGHT



SUPER BOWL IX -- PITTSBURGH STEELERS (AFC) vs. MINNESOTA VIKINGS (NFC)
Sunday, January 12, 1975, at Tulane Stadium, New Orleans, La.

FOURTH QUARTER

PITTSBURGH BALL (15:00)

3-6 M 45 -- Bradshaw pass right for Brown incomplete (T. Brown)

4-6 M 45 -- Walden punts 21 yards, Wallace fair catches on M 24.

MINNESOTA BALL (14:40)

1-10 M 24 -- Tarkenton passes left to Foreman, 5 yards (Holmes)

2-5 M 29 -- Foreman sweeps left, no gain (Blount)

3-5 M 29 -- Tarkenton pass for Foreman, middle, broken up (Edwards)

4-5 M 29 -- Eischeid punts 36 yards to 35, Swann returns 11 yards (Tingelhoff)

PITTSBURGH BALL (13:05)

1-10 P 46 -- Harris runs left side, no gain, fumbles and Krause recovers for Vikings on the P47.

MINNESOTA BALL (12:59)

1-10 P 47 -- Tarkenton long pass for Gilliam incomplete, but interference called on Wagner at Steelers 5. 42-yard penalty. FIRST DOWN

1-G P 5 -- Foreman runs right side, fumbles and Green recovers for Steelers on the 7. 2-yard loss for Foreman.

PITTSBURGH BALL (12:44)

1-10 P 7 -- Harris runs right side, 8-yard gain (Eller)

2-2 P 15 -- Harris runs re, but no gain (Siemon)

3-2 P 15 -- Bleier runs rg, but no gain (Page)

4-2 P 15 -- Walden's punt is blocked by Blair and recovered in end zone by Terry Brown for a touchdown. Time: 4:27 elapsed.
Cox PAT attempt no good, hits the left upright.

PITTSBURGH 9 MINNESOTA 6

Cox kicks off for Minnesota to the 17, Harrison returns 17 to 34 (McClanahan)

PITTSBURGH BALL (10:18)

1-10 P 34 -- Harris held to no gain at right guard (Siemon)

2-10 P 34 -- Harris runs lt for 8 yards (Eller)

3-2 P 42 -- Bradshaw passes right to L. Brown for 30 yards. (Wallace)

FIRST DOWN

1-10 M 28 -- Bleier runs rg for 5, but Steelers penalized 5 illegal motion

1-15 M 33 -- Bleier runs lg, but no gain (Page)

2-15 M 33 -- Bleier breaks off rt for 17 yards to 16 (Krause) FIRST DOWN

1-10 M 16 -- Harris runs rg for 4 yards (Eller)

2-6 M 12 -- Harris runs right side, 1 yard (Winston)

3-5 M 11 -- Bradshaw passes to Bleier, middle, 6 yards to 5. (Krause)

FIRST DOWN

1-G M 5 -- Harris runs middle for 2 yards. (Siemon, Winston)

2-G M 3 -- Harris sweeps left but loses 1 yard (Siemon)

3-G M 4 -- (3:38) Bradshaw runs right, passes to Larry Brown in end zone for a 4-yard touchdown. Time: 11:29 elapsed. (Krause defend) (Steeler TO). Gerela converts PAT.

PITTSBURGH 16 MINNESOTA 6 (66 yards, 11 plays)

Gerela kicks off to the 17, McClanahan returns 22 to 39 (Allen)

MINNESOTA BALL (3:20)

1-10 M 39 -- Tarkenton passes middle for Gilliam, intercepted on 33 by Wagner. Wagner returns 26 yards to the M 41. (Yary tackler)

PITTSBURGH BALL (3:07)

1-10 M 41 -- Harris runs left side for 2 yards (Krause)

2-8 M 39 -- Harris runs le for 1 yard (Marshall)

3-7 M 38 -- (2:00) Harris runs right side, 15 yards (Hilgenberg)

FIRST DOWN

1-10 M 23 -- (1:40) Bleier runs rt, gains 6 (Hilgenberg)

2-4 M 17 -- (1:09) Swann sweeps right on reverse, loses 7 (Eller)

3-11 M 24 -- (:51) Bleier runs right side, gains 7 (Larsen) (Minn. TO)

4-4 M 17 -- (:41) Bleier runs left, loses 6 to 23 (Marshall)

MINNESOTA BALL (:37)

1-10 M 23 -- Tarkenton passes right for Osborn (deflected by Greenwood)

2-10 M 23 -- (:33) Tarkenton hits Reed on swing pass left, loses 2 (Toews) as the game ends.

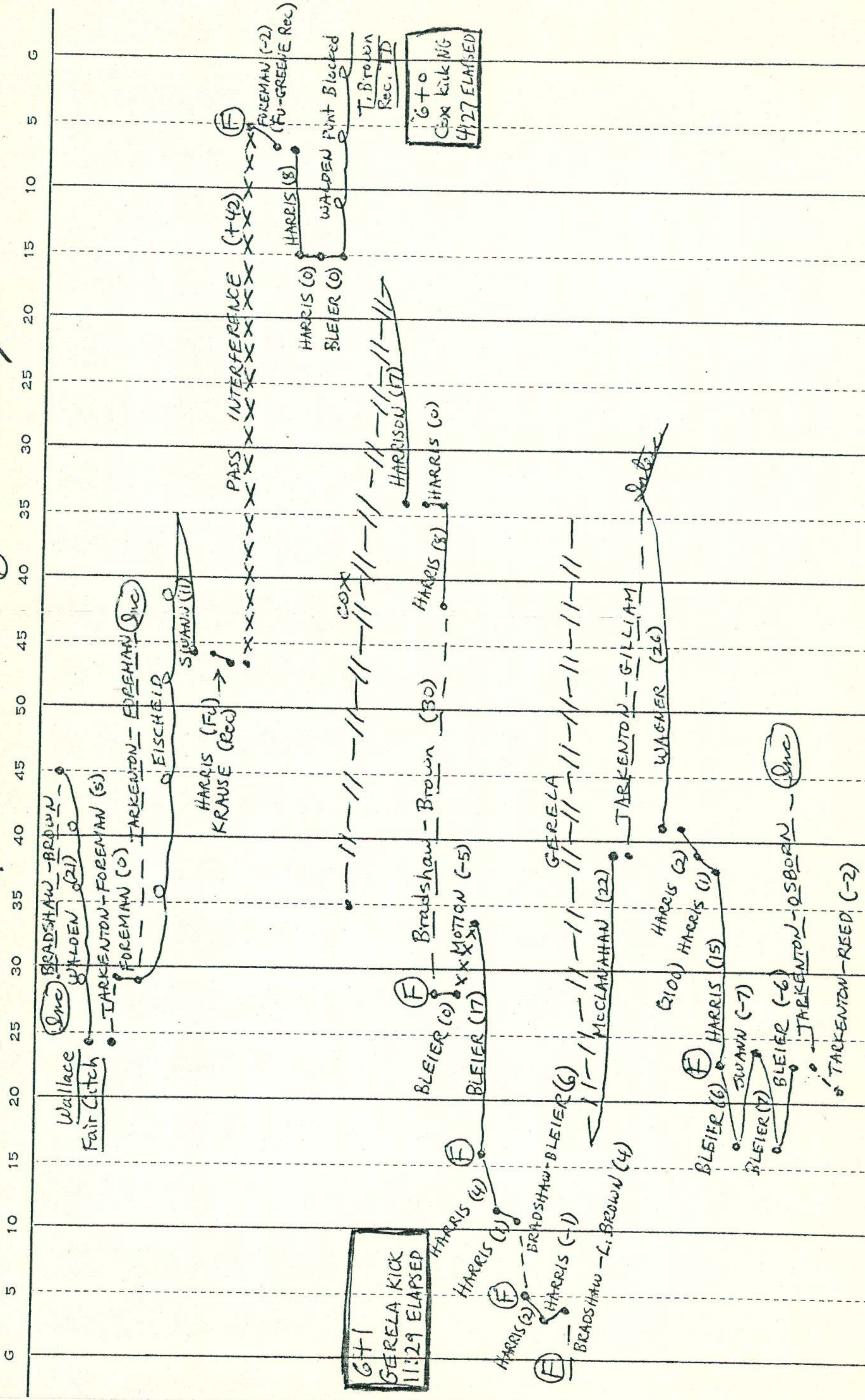
FINAL SCORE: PITTSBURGH 16, MINNESOTA 6

1-12-75
DATE

PITTSBURGH STEELERS (AFC) VS. MINNESOTA VIKINGS (NFC)

FOURTH
QUARTER

RIGHT



6-0
GERELA KICK
11:29 ELAPSED

6-0
COX KICKING
4:27 ELAPSED

DEFENSIVE STATISTICS

PITTSBURGH STEELERS	Tackles	Assists	Fumble Recovery	Pass Defensed	Pass Intercepted	Punt, FG, PAT Blocked	Tackled Passer	MINNESOTA VIKINGS	Tackles	Assists	Fumble Recovery	Pass Defensed	Pass Intercepted	Punt, FG, PAT Blocked	Tackled
22 Conn								21 Blanak							
23 Wagner	2	1		1	1			22 Krause	5	2	1				
24 Thomas	3			2				23 J. Wright	2	6					
27 Edwards	1			1				24 T. Brown				1			
31 Shell	1							25 Wallace	4	1		4			
34 Russell	4			2				29 Poltl	1		1				
38 Bradley	3							43 N. Wright							
45 Allen	1							50 Siemon	10	5					
47 Blount	1	1			1			54 McNeill							
51 Toews	2							55 Martin	1						
54 Kellum	1		1					58 Hilgenberg	6	1					
58 Lambert	4	2		2				59 Blair	2					1	
59 Ham	2							60 Winston	6	6					
62 Wolf								69 Sutherland	6	6					
63 Holmes	4			1				70 Marshall	4	1					
64 Furness								71 Boone							
68 Greenwood	2	1		3				75 Lurtsema	1	1					1
75 Greene	1		1	1				77 Larsen	1						
77 C. Davis								81 Eller	7	1					
78 White	3							88 Page	9	1					1
36 Garrett	1							89 Kingsriter	1						
								53 Tingelhoff	1						
								33 McClanahan	1						
								73 Yary	1						

CHART FOR PITTSBURGH STEELERS

NC.	Quarter	Time Ball Received	Time Ball Lost	Time Ball Held	How Ball Obtained	Yards if Returned	Start of Drive	Number Plays Held	Total Yards Gained	Yards in Penalty (+ or -)	Net Drive Yards	Number 1st Downs	Where Ball Lost	HOW GIVEN UP						
														TD	FG	FG Missed	Punt	Punt Blocked	Intercept. Pass	Fumble
1	1	15:00	13:07	1:53	KO	15	P37	3	-2	-	-2	0	P35							
2	1	11:57	9:21	2:36	Punt	17	P42	4	26	-20	6	1	P48							
3	1	7:23	4:32	2:51	Punt	0	M44	6	24	-	24	1	M20							
4	1	3:38	0:32	3:06	Punt	-	P48	6	24	+5	29	2	M23							
5	2	13:38	13:09	0:29	Punt	² -15 Pen.	P15	3	13	-10	3	0	P18							
6	2	12:09	7:58	4:11	Miss FG	-	P22	6	32	-	32	1	M46							
7	2	7:11	5:20	1:51	Free Kick	0	P35	3	1	-	1	0	P36							
8	2	1:10	0:00	1:10	Int. Pass	10	P10	4	40	-	40	2	50							
9	3	14:52	13:25	1:27	Fumble	-	M30	4	30	-	30	2	M60a1	9						
10	3	11:24	6:49	4:35	Punt	6	P27	7	31	-	31	2	M42							
11	3	2:35	14:48	2:47	Int. Pass	¹⁰ -15 Pen.	P40	5	10	+5	15	1	M45							
12	4	13:10	12:59	0:11	Punt	11	P46	1	0	-	0	0	P46							
13	4	12:44	10:35	2:09	Fumble	-	P7	3	8	-	8	0	P15							
14	4	10:33	3:31	7:02	KO	17	P34	11	71	-5	66	4	M60a1	4						
15	4	3:15	0:37	2:38	Int. Pass	26	M41	7	18	-	18	1	M23							
16																				
17																				
18																				
19																				
20																				
21																				
22																				
23																				
24																				

TOTAL TIME OF BALL POSSESSION BY QUARTER: First 10:26 Second 7:41 Third 8:37 Fourth 12:12 TOTAL 38:56

BALL POSSESSION AND DRIVE CHART

DATE: Sunday, January 12, 1975 AT: New Orleans, Louisiana VISITING TEAM PITTSBURGH STEELERS vs. HOME TEAM MINNESOTA VIKINGS

CHART FOR MINNESOTA VIKINGS

NO.	Quarter	Time Ball Received	Time Ball Lost	Time Ball Held	How Ball Obtained	Yards if Returned	Start of Drive	Number Plays Held	Total Yards Gained	Yards in Penalty (+ or -)	Net Drive Yards	Number 1st Downs	Where Ball Lost	HOW GIVEN UP							
														TD	FG	FG Missed	Punt	Punt Blocked	Intercept. Pass	Fumble	Lost on Downs
1	1	13:07	11:57	1:10	Punt	5	M18	4	17	-	17	1	M35								
2	1	9:21	7:23	1:58	Punt	1	M14	3	2	-8	-6	0	M8								
3	1	4:32	3:38	0:54	Miss FG	-	M20	3	1	-	1	0	M21								
4	1	0:32	13:38	1:54	Downs	-	M23	5	11	-	11	1	M34								
5	2	13:09	12:09	1:00	Fumble	-	P24	3	2	-	2	0	P22								
6	2	7:58	7:11	0:47	Punt	0	M7	2	-7	-	-7	0	MGoal								
7	2	5:20	1:10	4:10	Punt	6	M20	10	40	+15	55	4	P25								Safety
8	3	15:00	14:52	0:08	KO	2	-	-	-	-	-	-	M30								
9	3	13:25	11:24	2:01	KO	26	M28	3	9	-	9	0	M37								
10	3	6:49	2:35	4:14	Punt	-	M20	7	33	-	33	2	P47								
11	4	14:48	13:10	1:38	Punt	-	M24	3	5	-	5	0	M29								
12	4	12:59	12:44	0:15	Fumble	-	P47	1	-2	+42	40	1	P7								
13	4	10:35	10:33	0:02	Blkd. Punt	-	-	-	-	-	-	-	P Goal								BLOCKED PUNT
14	4	3:31	3:15	0:16	KO	22	M39	1	0	-	0	0	M39								
15	4	0:37	0:00	0:37	Downs	-	M23	2	-2	-	-2	0	M21								
16																					
17																					
18																					
19																					
20																					
21																					
22																					
23																					
24																					

TOTAL TIME OF BALL POSSESSION BY QUARTER: First 4:34 Second 7:19 Third 6:23 Fourth 2:48 TOTAL 21:04

DATE January 12, 1975

PERFORMANCE BY DOWN

AT New Orleans, La.

PITTSBURGH STEELERS

VS.

MINNESOTA VIKINGS

KEY: TURNOVER (Loss of ball by Error)
Fumble, Interception, Blocked Punt

Loss of Ball by Normal Turnover
Punt, Downs, FG Miss, Etc.

(FD) FIRST DOWN

(TD) TOUCHDOWN

FIELD GOAL ATTEMPT AND RESULT
Noted in Play and Result Columns

VISITING TEAM PITTSBURGH STEELERS (AFC)

HOME TEAM MINNESOTA VIKINGS (NFC)

X	1st Down			2nd Down			3rd Down			4th Down			X	1st Down			2nd Down			3rd Down			4th Down			
	No	To Go	Play	Re-sult	To Go	Play	Re-sult	To Go	Play	Re-sult	To Go	Play		Re-sult	No	To Go	Play	Re-sult	To Go	Play	Re-sult	To Go	Play	Re-sult		
	1	10	RUSH	3	7	RUSH	-1	8	ATT. PASS	-4	12	PUNT	X	1	10	PASS	(FD)									
	2	15	RUSH	(FD)										2	10	PASS	INC.	10	RUSH	1	9	PASS	INC.	9	PUNT	X
	3	10	RUSH	4	21	PASS	12	9	ATT. PASS	-8	17	PUNT	X	3	10	RUSH	-2	12	PASS	4	8	PASS	INC.	16	PUNT	X
	4	10	PASS	INC.	10	RUN	3	7	PASS	(FD)				4	10	RUSH	1	9	PASS	INC.	9	PASS	INC.	9	PUNT	X
	5	10	RUSH	4	6	RUSH	2	4	PASS	INC.	4	FG	X	5	10	RUSH	0	10	PASS	(FD)						
	6	10	RUSH	4	1	RUSH	(FD)							6	10	PASS	INC.	10	RUSH	-1	11	PASS	INC.	11	PUNT	X
	7	10	RUSH	(FD)										7	10	RUSH	2	8	PASS	INC.	8	PASS	INC.	8	FG	X
	8	10	RUSH	0	10	RUSH	2	8	PASS	INC.	8	FUMBLE FG ATT.	X	8	10	RUSH	3	7	RUSH	-10	← SAFETY					
	9	10	RUSH	5	5	PASS	INC.	15	RUSH					9	10	PEN.	(FD)									
	10	10	RUSH	-1	11	RUSH	3	8	PASS	(FD)				10	10	RUSH	-1	11	PASS	10	1	RUSH	(FD)			
	11	10	RUSH	6	4	RUSH	2	2	RUSH	0	2	PUNT	X	11	10	PASS	INC.	10	RUN	2	8	PASS	(FD)			
	12	10	PASS	5	5	RUSH	2	3	PASS	-6	9	PUNT	X	12	10	RUSH	4	6	PASS	3	3	PASS	(FD)			
	13	10	RUSH	-1	11	RUSH	(FD)							13	10	PASS										
	14	10	RUSH	-1	11	RUSH	(FD)							14	10	RUSH	2	8	RUSH	1	7	PASS	6	1	PUNT	X
	15	10	RUSH	0	10	RUSH	(FD)							15	10	RUSH	-1	11	PEN.	0	11	RUSH	(FD)			
	16	6	RUSH	-3	9	RUSH	(TD)							16	10	RUSH	1	9	RUSH	-5	14	PASS	(FD)			
	17	10	RUSH	9	1	RUSH	(FD)							17	10	RUSH	-2	12	PASS							
	18	10	PASS	8	2	RUSH	(FD)							18	10	PASS	5	5	RUSH	0	5	PASS	INC.	5	PUNT	X
	19	10	RUSH	5	5	RUSH	1	4	RUSH	0	4	PUNT	X	19	10	PEN.	(FD)									
	20	10	RUSH	6	4	RUSH	0	4	PEN.	(FD)				20	10	RUSH										
	21	10	RUSH	1	9	RUSH	3	6	PASS	INC.	6	PUNT	X	21	10	PASS										
	22	10	RUSH											22	10	PASS	INC.	10	PASS	-2	12	---				
	23	10	RUSH	8	2	RUSH	0	2	RUSH	0	2	PUNT		23												
	24	10	RUSH	0	10	RUSH	8	2	PASS	(FD)				24												
	25	15	RUSH	0	15	RUSH	(FD)							25												
	26	10	RUSH	4	6	RUSH	1	5	PASS	(FD)				26												
	27	5	RUSH	2	3	RUSH	-1	4	PASS	(TD)				27												
	28	10	RUSH	2	8	RUSH	1	7	RUSH	(FD)				28												
	29	10	RUSH	6	4	RUSH	-7	11	RUSH	7	4	RUSH	X	29												
	30													30												
	31													31												
	32													32												
	33													33												
	34													34												
	35													35												
	36													36												
	37													37												
	38													38												
	39													39												
	40													40												

TOTAL	29	TOTAL	26	TOTAL	17 + 1 Pen.	TOTAL	1	TOTAL	20 + 2 Pen.	TOTAL	15	TOTAL	12	TOTAL	0
1st Downs	2	1st Downs	8	1st Downs	6 + 1 Pen.	1st Downs	0	1st Downs	1 + 2 Pen.	1st Downs	1	1st Downs	5	1st Downs	0

Heavy horizontal lines indicate conclusion of ball possession.