



WEEK 01 **AT** 

Steelers at Bengals

Sunday, Sept. 11

1 p.m. ET

Cincinnati, Ohio

Paycor Stadium

PITTSBURGH STEELERS COMMUNICATIONS

Burt Lauten - Senior Director of Communications
 Michael Bertsch - Communications Manager
 Angela Tegnella - Communications Coordinator
 MacKaiya Cherry - Communications Assistant/Social Media
 Emily Mears - Communications Intern



UPMC ROONEY SPORTS COMPLEX

PITTSBURGH STEELERS

3400 South Water Street • Pittsburgh, PA 15203
 412-432-7820

PITTSBURGH STEELERS GAME RELEASE WEEK 1 CINCINNATI BENGALS

GAME INFORMATION

	Sunday, September 11 1 p.m. ET	Paycor Stadium Cincinnati, OH Capacity 65,535 // FieldTurf
	CBS Locally KDKA-TV	lan Eagle (play-by-play) Charles Robinson (analysis) Evan Washburn (field reporter)
	Steelers Radio Network (48 affiliates) 102.5 WDVE-FM (Pittsburgh) 970 WBGG-AM (Pittsburgh)	Bill Hillgrove (play-by-play) Craig Wolfley (analysis) Missi Matthews (sideline) Max Starks (sideline)
	Sports USA	John Ahlers (play-by-play) Brandon Noble (analysis)

THE SERIES

All-Time	Steelers lead, 67-38	Last: Bengals Win, 41-10 (Nov. 28, 2021)
Home	Steelers lead, 35-17	Last: Bengals Win, 24-10 (Sept. 26, 2021)
Away	Steelers lead, 32-21	Last: Bengals Win, 41-10 (Nov. 28, 2021)

THE COACHES

	Head Coach	At Franchise	Overall	vs. Opp
Steelers	Mike Tomlin	154-85-2 (16)	154-85-2 (16)	22-8
Bengals	Zac Taylor	16-32-1 (4)	16-32-1 (4)	3-3

COMMUNICATIONS STAFF

Senior Director of Communications	Burt Lauten	lautenb@steelers.nfl.com 412-432-7821
Communications Manager	Michael Bertsch	bertschm@steelers.nfl.com 412-432-7822
Communications Coordinator	Angela Tegnella	tegnellaa@steelers.nfl.com 412-432-7820
Communications Assistant/Social Media	MacKaiya Cherry	cherrym@steelers.nfl.com 412-432-7893
Communications Intern	Emily Mears	mearse@steelers.nfl.com 412-432-7800 x6019

2022 REGULAR SEASON SCHEDULE (0-0)

Day	Date	Opponent	TV	Time/Result
Sun.	Sept. 11	at Cincinnati		1 p.m.
Sun.	Sept. 18	New England		1 p.m.
Thur.	Sept. 22	at Cleveland		8:15 p.m.
Sun.	Oct. 2	N.Y. Jets		1 p.m.
Sun.	Oct. 9	at Buffalo*		1 p.m.
Sun.	Oct. 16	Tampa Bay*		1 p.m.
Sun.	Oct. 23	at Miami*		8:20 p.m.
Sun.	Oct. 30	at Philadelphia*		1 p.m.

BYE WEEK

Sun.	Nov. 13	New Orleans*		1 p.m.
Sun.	Nov. 20	Cincinnati*		8:20 p.m.
Mon.	Nov. 28	at Indianapolis		8:15 p.m.
Sun.	Dec. 4	at Atlanta*		1 p.m.
Sun.	Dec. 11	Baltimore*		1 p.m.
Sun.	Dec. 18	at Carolina*		1 p.m.
Sat.	Dec. 24	Las Vegas		8:15 p.m.
Sun.	Jan. 1	at Baltimore*		1 p.m.
TBD	TBD	Cleveland*		TBD

***Times and TV network may change due to flexible scheduling*

NOTE: All times are Eastern

Home games in **BOLD**

2022 POSTSEASON SCHEDULE

Day	Date	Game
Sat.-Mon.	Jan. 14-16	Wildcard Playoff Games
Sun.	Jan. 22	Divisional Playoff Games
Sun.	Jan. 29	Conference Championships
Sun.	Feb. 12	Super Bowl LVII (Glendale, AZ)

WHAT'S INSIDE

3	Covering The Steelers	50	How the Steelers Were Built	177	Opening Drives	202-203	Ind. GBG (Passing)
4	Countdown To Kickoff	51-53	Depth Chart/Transactions	178-179	Drive Production/Opp. (GBG)	204-205	Ind. GBG (Rushing)
5-7	Cincinnati Series History	54-159	Updated Player Bios	180-182	Scoring Drives/Opp.	206-207	Ind. GBG (Receiving)
8-9	Kickoff Weekend	160-162	Results/Individual Statistics	183-184	Longest Drives	208-210	Ind. GBG (Defense)
10-17	Team Notes	163	Game-by-Game Starters	185-186	Red-Zone Efficiency	211	Ind. GBG (Fumble Returns)
18-21	Mike Tomlin Notes	164	Participation	187	Yards Gained by Down	212	Ind. GBG (Int. Returns)
22-26	Offense Notes	165-166	Individual Game Highs	188	Third Down Efficiency/Opp.	213-214	Ind. GBG (Special Teams)
26-40	Defense Notes	167	Big Yardage Games	189	Fourth Down Efficiency/Opp.	215	Ind. GBG (Punting)
40-42	Special Teams Notes	168	Big Pass Plays (20+)	190-194	Defensive Summaries	216	Ind. GBG (Field Goals)
43	Last Meeting w/ Cincinnati	169	Big Run Plays (10+)	195-196	Defensive Stats (GBG)	217	Ind. GBG (Kickoff Returns)
44	NFL Standings	170-171	Big Plays/Opp. (GBG)	197	Team Rankings	218	Ind. GBG (Punt Returns)
45	Steelers Record When	172	Big Returns/Opp. Big Returns	198-199	Offense/Defense (GBG)	219-235	Game Summaries
46-49	Roster Information	173-176	Drive Charts	200-201	Turnover Chart	236-238	The Last Time

WEEKLY MEDIA SCHEDULE

- The Steelers will make head coach **Mike Tomlin** available for a press conference at **Noon on Tuesday, Sept. 6**. Tomlin will be available in the new media work room at the UPMC Rooney Sports Complex.

Monday, Sept. 5

- Practice: 10:45 a.m. – 12:30 p.m.
- Post-practice open locker room: 12:30 – 1:15 p.m.

Tuesday, Sept. 6

- **Mike Tomlin** press conference: Noon
- No player availability: day off

Wednesday, Sept. 7

- Pre-practice open locker room: 10:45 – 11 a.m.
- Practice: 12:15 - 2:15 p.m.
- **Mike Tomlin** available upon request after practice on the field
- Post-practice open locker room: 2:15 – 2:45 p.m.

Thursday, Sept. 8

- Pre-practice open locker room: 10:45 – 11 a.m.
- Coordinators available after walk thru on the field: approx. 11:45 a.m. ET
- Practice: 12:15 - 2:15 p.m.
- Post-practice open locker room: 2:15 – 2:45 p.m.

Friday, Sept. 9

- Practice: 10:30 a.m. – 12:30 p.m.
- **Mike Tomlin** available after practice on the field
- Post-practice open locker room: 12:30 – 1:15 p.m.

Saturday, Sept. 10

- No media availability: day before a game

Sunday, Sept. 11

- Pittsburgh Steelers at Cincinnati Bengals: 1 p.m. (CBS, locally KDKA-TV)
- *Schedule subject to change*

PITTSBURGH STEELERS ON OMG

- The Steelers media website is www.NFLOMG.com. Please follow the link and click on the Steelers logo to access the team's page.
- For customized access to the NFL OMG site, please email Michael Bertsch at BertschM@steelers.nfl.com, Angela Tegnella at TegnellaA@steelers.nfl.com and/or Emily Mears at MearsE@steelers.nfl.com. An account will be setup that utilizes your email address as your username and "SteelersMedia" as your password.
- The Steelers interactive site will contain the complete 2022 Media Guide, all weekly game releases, player bios and rosters, Steelers staff information and bios, weekly flip cards, a game tracker, all Steelers team and individual records and statistics, Steelers historical information, daily press releases and transcripts and much more.
- The game releases and media guide are updated weekly during the season and available in a PDF format. Team notes, player bios, team and individual records, miscellaneous stats and game summaries are updated following each game and posted on the site.
- On gamedays, the site will host live statistics, updated player notes, postgame quotes and more. It is an easy-to use, one-stop shop for all media needs and information regarding the Steelers.
- Starting in 2022, the Steelers Communications department will accept credential requests through <https://www.nflomg.com/members/main/credentialing> for all home games. The credential site will be available 24 hours a day, seven days a week. The site serves as the team's only media credentialing system. A credential must be requested by an editor through the website in order to cover Steelers' home games. Emailed requests will not be accepted.

STEELERS RADIO COVERAGE

For the 24th consecutive year, WDVE-FM (102.5) and WBGG-AM (970) are carrying all Steelers games.

Additionally, Steelers games can be heard on a 48-station network spanning Pennsylvania, West Virginia, Ohio, Maryland, New York and South Carolina. All Steelers games will be broadcast in both English and Spanish on Steelers.com.

For the 29th straight season, Bill Hillgrove serves as the "Voice of the Steelers" and handles play-by-play duties for the broadcast. Joining Hillgrove for his 21st season is former Steelers offensive lineman Craig Wolfley, who provides analysis. In her fourth year, Missi Matthews will be on the sideline throughout the regular season. Former Steelers offensive lineman Max Starks will provide sideline analysis.

Fans in Mexico can also listen to Steelers broadcasts on Grupo Imagen and games are heard on www.steelers.com/espanol. Stations on the Steelers Radio Network include:

FLAGSHIP STATIONS

WDVE-FM (102.5), WBGG-AM (970)

AFFILIATES

PENNSYLVANIA

Altoona-WVAM (1430)
 Altoona-WRKY (104.9)
 Beaver Falls-WBVP (1230)
 Beaver Falls-WMBA (1460)
 Bedford-WBVE (107.5)
 Butler-WISR (680)
 Chambersburg-WCHA (800)
 Clarendon-WKNB (104.3)
 Clarion-WCCR (92.7)
 Cooperstown-WUZZ (107.7)
 DuBois-WIFT (102.1)
 DuBois-WKFT (101.3)
 Erie-WRKT (104.9)
 Johnstown-WNTJ (1490)
 Johnstown-WRWK (99.1)
 Latrobe-WCNS (1480)
 Milton-WVLY (100.9)
 Saegertown-WUZZ (94.3)
 Somerset-WNTI (990)
 Starview-WONN (92.7)
 State College-WQWK (1450)
 Uniontown-WMB5 (590)
 Washington-WJPA (1450)
 Williamsport-WCX9 (99.3)
 Williamsport-WXZR (103.7)

MARYLAND

Cumberland-WRQE (106.1)
 Hagerstown-WHAG (1410)

OHIO

Fremont-WOHF (92.1)
 Marietta-WJAW (630)
 Youngstown-WNIO (1390)

VIRGINIA

Vienna-WDMX (100.1)

WEST VIRGINIA

Fairmont-WRLF (94.3)
 Fairmont-WMMN (920)
 New Martinsville-WXCR (92.3)

NFLCOMMUNICATIONS.COM

- Journalists worldwide have access to the dedicated media website featuring news from the NFL and its teams. Daily releases, statistics, domestic and international NFL updates and other information about the NFL are available.

OFFICIAL STEELERS WEBSITE

- Media and fans can read about the latest Steelers news on the official Steelers website. The site, www.steelers.com, features breaking news statistics, player biographies and much more.

STEELERS NATION HD RADIO

- Steelers Nation Radio is a 24-hour/day HD radio station dedicated specifically to the Pittsburgh Steelers. It can be heard on www.steelers.com, the official Steelers app or the iheart app on your smartphone, and at 102.5 WDVE HD2.
- A daily schedule of what is on Steelers Nation HD Radio is available at www.facebook.com/steelersnationradio.

@STEELERSPRDEPT

The Steelers Communications Department has created a Twitter account for media to follow for news and information. The department's Twitter account is the primary platform for how the team disseminates news and information including press releases, media advisories, practice and media availability times and more.

COUNTDOWN TO KICKOFF

1988	The Steelers have either led the NFL or tied for the League lead in sacks dating back to the start of every season since 1988.
1.667	RB Najee Harris' 1,667 yards from scrimmage in 2021 are the most by a rookie running back in franchise history.
469	Pittsburgh has registered an NFL-best 469 tackles for loss in the regular season since the start of the 2017 campaign. The Steelers led the League with 103 TFL in 2020, which were the most by the franchise and tied for third in the NFL since 2008.
381	RB Najee Harris' 381 touches without a fumble is the most by a running back without a fumble since at least 2000.
300+	Pittsburgh has allowed just four 300-yard passers in the regular season since the start of the 2019 campaign, which is the fewest in the NFL over the span. The quarterbacks to throw for 300 yards against the Steelers over their last 46 games, include Justin Herbert (2021, Week 11 at L.A. Chargers), Derek Carr (2021, Week 2 vs. Las Vegas), Tom Brady (2019, Week 1 at New England) and Philip Rivers (2019, Week 6 at L.A. Chargers).
200+	Baltimore QB Tyler Huntley threw for just 141 yards in Week 18 of 2021. Pittsburgh has limited 25 opponents to 200 passing yards or less in the regular season since the start of the 2019 campaign, which is the fourth-most in the NFL over the span.
169	Pittsburgh scored 169 points in the fourth quarter in 2021, which was the second-most in the NFL and most in franchise history. The Steelers owned a 60-point scoring margin (169-109) in the fourth quarter, which was the third-largest in the NFL and second-largest by the franchise since 2000.
87	Pittsburgh has registered 87 takeaways in the regular season since the start of the 2019 campaign, which is the second-most in the NFL in that span. The Steelers have forced multiple turnovers in 29 games in the same span, which leads the League.
74	RB Najee Harris' 74 receptions in 2021 are the most by a rookie in franchise history.
68.0	DT Cameron Heyward's 68.0 career sacks are the most by a Steelers' defensive lineman since 1982, third-most by an active NFL defensive tackle, fifth-most in franchise history and fourth-most by a Steeler since 1982.
62	Pittsburgh registered 62 starts by rookie players in 2021, which was the third-most in the NFL. The Steelers' 62 starts by rookie players are the most by the Steelers since at least 1991.
60	TE Pat Freiermuth's 60 receptions in 2021 are the most by a rookie tight end in franchise history and fifth-most by a rookie tight end in NFL history.
57	Pittsburgh registered 57 starts on offense alone from rookies in 2021, which was the most in the NFL. The Steelers' 57 starts by rookie offensive players are the most by the Steelers since at least 1991.
16	S Minkah Fitzpatrick's 16 takeaways (interceptions, fumble recoveries) are tied for the third-most in the NFL since the start of the 2019 season.
17	K Chris Boswell has made 17 of 21 field goal attempts in his NFL career from 50 yards or further. His 17 field goals made from 50+ yards are the most in franchise history.
11	K Chris Boswell has made 11 of 13 career field goals (84.6%) in the final two minutes of regulation and overtime.
10+	The Steelers have won four games when trailing at halftime by 10 or more points since the start of the 2020 season, which is the most in the NFL.

COUNTDOWN TO KICKOFF

9	K Chris Boswell has connected on 15 of his last 17 field goals of 50+ yards. He made nine straight field goals of 50+ yards before his miss from 56 yards in Week 15 vs. Tennessee. Boswell's previous miss of a field goal of 50+ yards was in Week 7 of 2019 (vs. Miami, Oct. 28).
8	Including 2022, the Steelers have opened eight consecutive seasons (2015-22) away from Acrisure Stadium. Pittsburgh is 4-2-1 in the previous seven season openers.
8	RB Najee Harris registered three 100-yard rushing games and one 100-yard receiving game in 2021. He was the first rookie running back in franchise history and eighth in NFL history to register three or more 100-yard rushing games, and a 100-yard receiving game, in the same season (last, Roy Helu Jr., Washington Football Team, 2011).
7.0+	DT Cameron Heyward has registered at least 7.0 sacks in a season six different times in his career, which is tied for the eighth-most by a defensive tackle since 1982.
8	K Chris Boswell made eight field goals of 50 yards or longer in 2021 — the most by a Steelers kicker in a single season. His eight 50+ yard field goals were the second most in the NFL this season and tied for the fifth-most in a season since 2000.
8	The Steelers have won eight games when trailing at the end of the third quarter since the start of 2020, which is the most in the NFL. Pittsburgh's .447 winning percentage when trailing at the end of the third quarter is the second-highest in the NFL since the start of 2020.
7	With Pittsburgh's 19-13 victory over Tennessee in Week 15 of 2021, in which the Steelers trailed, 13-3, at halftime, Pittsburgh has now won seven games when trailing at intermission since the start of 2020, which is tied for the most in the NFL.
7	TE Pat Freiermuth's seven TD receptions in 2021 nearly equalled the rest of the entire rookie TE class (nine) combined and are tied for the most by a rookie tight end in franchise history. His seven TD receptions are tied for the fourth-most by a rookie tight end in NFL history.
5	Pittsburgh led the NFL with 55.0 sacks in 2021. The Steelers have led the League in sacks in each of the last five seasons (2017-21). The Steelers are the first team in NFL history to lead the NFL in sacks in four straight seasons, let alone five.
5+	WR Diontae Johnson has recorded five or more catches in 12 straight games, which is the second-longest active streak in the NFL. His streak of 12 consecutive games with five or more catches is the third-longest streak in franchise history.
4+	Pittsburgh started at least four rookies in 10 games in 2021, which was the second-most in the NFL. The Steelers started at least four rookies in a game just five times over the previous 30 seasons (1991-2020).
4TH	With the 29-27 victory over Chicago in Week 9, head coach Mike Tomlin became the 20th head coach in NFL history to reach 150 career wins. He reached the 150-win plateau in the fourth-fewest games (232 games) in League history.
2ND	Since joining the Steelers in 2015, K Chris Boswell is 182-of-206 field goal attempts (88.3%). He ranks second in field goal percentage among all NFL kickers with at least 200 field goal attempts since 2015.
1	K Chris Boswell is one of two kickers in the NFL this season with three or more field goals made in a single quarter (and both came in the fourth quarter, Week 9 vs. Chicago, and Week 15 vs. Tennessee). He is the first kicker in the NFL with three or more field goals made in multiple fourth quarters in the same season since Cairo Santos (Kansas City) in Week 2 and Week of 2016.

STEELERS-BENGALS SERIES HISTORY

- Sunday's game will mark the 106th overall and 104th regular-season meeting between the Steelers and Bengals.
- The Steelers own a 29-game advantage in the overall series (67-38) and a 27-game lead in the regular-season series (65-38).
- Cincinnati has won three consecutive games in the series for the first time since 1988-90 when the Bengals captured five consecutive meetings.
- Pittsburgh and Cincinnati are facing one another in the regular-season opener for the first time in franchise history.

INSIDE THE SERIES

CATEGORY	RECORD
Series History	Started in 1970
Overall	Steelers lead, 67-38
In Pittsburgh	Steelers lead, 35-17
At Cincinnati	Steelers lead, 32-21
Neutral	n/a
Overall Regular Season	Steelers lead 65-38
In Pittsburgh	Steelers lead, 35-17
At Cincinnati	Steelers lead, 30-21
Neutral	n/a
Streak	Cincinnati won last three meetings
Last Regular-Season Game	L, 41-10 (Nov. 28, 2021 in Cincinnati)
Postseason Series	Steelers lead, 2-0
In Pittsburgh	n/a
At Cincinnati	2-0
Last Postseason Game	W, 18-16 (Jan. 9, 2016 at Cincinnati)

2021 STATS COMPARISON

	STEELERS	BENGALS
Total Games	17	17
Total Drives	202	190
Total Drives per Game	11.9	11.2
First downs	323	337
Rushing 1st downs	85	96
Passing 1st downs	204	208
1st downs from penalties	34	33
3rd down eff. (Made-Att-Pct)	93-239-39%	82-207-40%
4th down eff. (Made-Att-Pct)	10-21-48%	13-20-65%
Total Net Yards	5361	6,145
Avg. Yards per Game	315.4	361.5
Total Plays	1113	1,046
Yards per play	4.8	5.9
Net Yards Rushing	1583	1742
Rush Attempts	411	436
Yards per rush	3.85	4.00
Net Yards Passing	3778	4403
Sacks-Yards lost	38-239	55-403
Gross Yards	4017	4806
Comp-Att-Pct	425-664-64%	384-555-69%
Yards per pass	5.69	7.93
Interceptions thrown	11	14
Punts (Num-Yds)	77-3347	66-3064
Punts blocked	0	0
Net Punting Avg Yds	37.6	40.7
Gross Punting Avg Yds	43.5	46.4

	STEELERS	BENGALS
Total Return Yds (no Kickoffs)	475	527
Punt Returns (Num-Yds)	40-370	36-261
Kickoff Returns (Num-Yds)	38-849	33-662
Int. Returns (Num-Yds)	13-105	13-266
Penalties-Yards	106-831	72-620
Turnovers	20	21
Fumbles lost	9	7
Interceptions thrown	11	14
Total Net Yards	5361	6,145
Touchdowns	34	54
Rushing	10	16
Passing	23	36
Interceptions	0	1
Kickoff Returns	0	0
Fumble Returns	0	1
Punt Returns	0	0
Defensive/Special Teams TDs	1	2
Extra Points (Made-Att)	29-34	48-54
Kicking (Made-Att)	27-29	47-49
2Pt Conversions (Made-Att)	44/597	1-5
Safeties	0	0
Kickoffs (Num-EZ-TB)	88-55-40	95-70-56
Field Goals (Made-Att)	36-40	29-34
FGs Blocked - PATs Blocked	0-0	0-0
Goal to Go (Made-Att-Pct)	18-24-75%	21-29-72%
Red Zone (Made-Att-Pct)	27-50-54%	31-52-60%

ALL-TIME SERIES RESULTS				
Steelers lead, 67-38 (H: 35-17, A: 32-21)				
Date	Site	Week	Game	Result
2021-11-28	A	12	11	L, 41-10
2021-09-26	H	3	3	L, 24-10
2020-12-21	A	15	14	L, 27-17
2020-11-15	H	10	9	W, 36-10
2019-11-24	A	12	11	W, 16-10
2019-09-30	H	4	4	W, 27-3
2018-12-30	H	17	16	W, 16-13
2018-10-14	A	6	6	W, 28-21
2017-12-04	A	13	12	W, 23-20
2017-10-22	H	7	7	W, 29-14
2016-12-18	A	15	14	W, 24-20
2016-09-18	H	2	2	W, 24-16
2016-01-09	A	18	17	W, 18-16
2015-12-13	A	14	13	W, 33-20
2015-11-01	H	8	8	L, 16-10
2014-12-28	H	17	16	W, 27-17
2014-12-07	A	14	13	W, 42-21
2013-12-15	H	15	14	W, 30-20
2013-09-16	A	2	2	L, 20-10
2012-12-23	H	16	15	L, 13-10
2012-10-21	A	7	6	W, 24-17
2011-12-04	H	13	12	W, 35-7
2011-11-13	A	10	10	W, 24-17
2010-12-12	H	14	13	W, 23-7
2010-11-08	A	9	8	W, 27-21
2009-11-15	H	10	9	L, 18-12
2009-09-27	A	3	3	L, 23-20
2008-11-20	H	12	11	W, 27-10
2008-10-19	A	7	6	W, 38-10
2007-12-02	H	13	12	W, 24-10
2007-10-28	A	8	7	W, 24-13
2006-12-31	A	17	16	W, 23-17
2006-09-24	H	3	3	L, 28-20
2006-01-08	A	18	17	W, 31-17
2005-12-04	H	13	12	L, 38-31

ALL-TIME SERIES RESULTS				
Steelers lead, 67-38 (H: 35-17, A: 32-21)				
2005-10-23	A	7	6	W, 27-13
2004-11-21	A	11	10	W, 19-14
2004-10-03	H	4	4	W, 28-17
2003-11-30	H	13	12	L, 24-20
2003-09-21	A	3	3	W, 17-10
2002-11-24	H	12	11	W, 29-21
2002-10-13	A	6	5	W, 34-7
2001-12-30	A	16	15	L, 26-23
2001-10-07	H	4	3	W, 16-7
2000-11-26	A	13	12	W, 48-28
2000-10-15	H	7	6	W, 15-0
1999-11-28	H	12	11	L, 27-20
1999-10-17	A	6	6	W, 17-3
1998-12-20	H	16	15	L, 25-24
1998-10-11	A	6	5	L, 25-20
1997-11-16	H	12	11	W, 20-3
1997-10-19	A	8	7	W, 26-10
1996-11-10	A	11	10	L, 34-24
1996-10-13	H	7	6	W, 20-10
1995-11-19	A	12	11	W, 49-31
1995-10-19	H	8	7	L, 27-9
1994-12-04	A	14	13	W, 38-15
1994-10-16	H	7	6	W, 14-10
1993-11-07	A	10	8	W, 24-16
1993-09-19	H	3	3	W, 34-7
1992-11-29	A	13	12	W, 21-9
1992-10-19	H	7	6	W, 20-0
1991-12-15	H	16	15	W, 17-10
1991-11-10	A	11	10	W, 33-27
1990-12-02	H	13	12	L, 16-12
1990-11-18	A	11	10	L, 27-3
1989-10-08	H	5	5	L, 26-16
1989-09-17	A	2	2	L, 41-10
1988-11-06	A	10	10	L, 42-7
1988-09-18	H	3	3	L, 17-12
1987-11-22	A	11	10	W, 30-16

ALL-TIME SERIES RESULTS				
Steelers lead, 67-38 (H: 35-17, A: 32-21)				
1987-10-25	H	7	6	W, 23-20
1986-10-26	H	8	8	W, 30-9
1986-10-13	A	6	6	L, 24-22
1985-10-27	A	8	8	L, 26-21
1985-09-30	H	4	4	L, 37-24
1984-11-11	A	11	11	L, 22-20
1984-10-01	H	5	5	W, 38-17
1983-12-04	H	14	14	L, 23-10
1983-10-10	A	6	6	W, 24-14
1982-09-19	H	2	2	W, 26-20
1981-12-13	H	15	15	L, 17-10
1981-10-18	A	7	7	L, 34-7
1980-10-12	H	6	6	L, 17-16
1980-09-21	A	3	3	L, 30-28
1979-12-02	H	14	14	W, 37-17
1979-10-14	A	7	7	L, 34-10
1978-11-19	H	12	12	W, 7-6
1978-09-17	A	3	3	W, 28-3
1977-12-10	A	13	13	L, 17-10
1977-10-17	H	5	5	W, 20-14
1976-11-28	A	12	12	W, 7-3
1976-10-17	H	6	6	W, 23-6
1975-11-02	A	7	7	W, 30-24
1974-12-14	H	14	14	W, 27-3
1974-11-10	A	9	9	L, 17-10
1973-10-28	H	7	7	W, 20-13
1973-10-14	A	5	5	L, 19-7
1972-11-05	H	8	8	W, 40-17
1972-09-24	A	2	2	L, 15-10
1971-12-12	A	13	13	W, 21-13
1971-09-26	H	2	2	W, 21-10
1970-11-22	A	10	10	L, 34-7
1970-11-02	H	7	7	W, 21-10
indicates playoff game				
OT game				

STEELERS VS. BENGALS SUPERLATIVES						
Passing Yards						
	Name	Date	Site	Game	Week	Result
386	Ben Roethlisberger	12/4/2005	H	12	13	L, 38-31
377	Neil O'Donnell	11/19/1995	A	11	12	W, 49-31
374	Mark Malone	9/30/1985	H	4	4	L, 37-24
Pass Completions						
38	Ben Roethlisberger	9/26/2021	H	3	3	L, 24-10
32	Ben Roethlisberger	10/14/2018	A	6	6	W, 28-21
31	Ben Roethlisberger	12/30/2018	H	16	17	W, 16-13
Pass Attempts						
58	Ben Roethlisberger	9/26/2021	H	3	3	L, 24-10
52	Neil O'Donnell	10/19/1995	H	7	8	L, 27-9
46	Ben Roethlisberger	11/15/2020	H	10	11	W, 36-10
	Ben Roethlisberger	10/14/2018	A	6	6	W, 28-21
Passing Touchdowns						
4	Ben Roethlisberger	11/15/2020	H	10	11	W, 36-10
3	12 times					
	Most recently - Ben Roethlisberger	9/18/2016	H	2	2	W, 24-16
Rushing Yards						
185	Le'Veon Bell	12/7/2014	A	13	14	W, 42-21
157	Franco Harris	11/2/1975	A	7	7	W, 30-24
153	Jerome Bettis	10/7/2001	H	3	4	W, 16-7
Rushing Attempts						
41	Franco Harris	10/17/1976	H	6	6	W, 23-6
37	Willie Parker	12/31/2006	A	16	17	W, 23-17
35	Le'Veon Bell	10/22/2017	H	7	7	W, 29-14
Rushing Touchdowns						
3	Bam Morris	11/19/1995	A	11	12	W, 49-31
2	18 times					
	Most recently - James Conner	10/14/2018	A	6	6	W, 28-21
Receptions						
14	Najee Harris	9/26/2021	H	3	3	L, 24-10
13	Hines Ward	11/30/2003	H	12	13	L, 24-20
11	Franco Harris	9/19/1982	H	2	2	W, 26-20
	John Stallworth	9/30/1985	H	4	4	L, 37-24
	Hines Ward	12/2/2007	H	12	13	W, 24-10
Receiving Yards						
192	Lynn Swann	12/2/1979	H	14	14	L, 24-20
162	Dave Smith	9/26/1971	H	2	2	W, 26-20
151	John Stallworth	9/30/1985	H	4	4	L, 37-24
Receiving Touchdowns						
2	13 times					
	Most recently - Chase Claypool	11/15/2020	H	10	11	W, 36-10

STEELERS VS. BENGALS SUPERLATIVES						
Scrimmage Yards						
235	Le'Veon Bell	12/7/2014	A	13	14	W, 42-21
192	Le'Veon Bell	20/22/2017	H	7	7	W, 29-14
	Lynn Swann	12/2/1979	H	14	14	L, 24-20
All-Purpose Yards						
237	Ernie Mills	11/19/1995	A	11	12	W, 49-31
235	Le'Veon Bell	12/7/2014	A	13	14	W, 42-21
212	Antonio Brown	12/28/2014	H	16	17	W, 27-17
	Ernie Mills	10/19/1995	H	7	8	L, 27-9
Tackles						
17	Dewayne Washington	12/30/2001	A	15	16	L, 26-23
12	Ryan Shazier	9/18/2016	H	2	2	W, 24-16
11	Seven times					
Sacks						
4.5	Chad Brown	10/13/1996	H	6	7	W, 20-10
3.0	James Harrison	12/4/2011	H	12	13	W, 35-7
	David Little	11/29/1992	A	12	13	W, 21-9
	Mike Merriweather	10/1/1984	H	5	5	W, 38-17
	Joey Porter	10/15/2000	H	6	7	W, 15-0
Interceptions						
3	Mike Wagner	10/28/1973	H	7	7	W, 20-13
2	12 times					
	Most recently - Brice McCain	12/28/2014	H	16	17	W, 27-17
Points Scored						
49	11/19/1995		A	11	12	W, 49-31
48	11/26/2000		A	12	13	W, 48-28
42	12/7/2014		A	13	14	W, 42-21
Fewest Points Allowed						
0	10/15/2000		H	6	7	W, 15-0
0	10/19/1992		H	6	7	W, 20-0
3	Six times					
	Most recently - 9/30/2019		H	4	4	W, 27-3
Margin of Victory						
28	10/19/2018		A	6	7	W, 38-10
28	12/4/2011		H	12	13	W, 35-7
27	9/19/1993		H	3	3	W, 34-7
27	10/13/2002		A	5	6	W, 34-7
Margin of Defeat						
35	11/6/1988		A	10	10	L, 42-7
31	9/17/1989		A	2	2	L, 10-41
27	11/22/1970		A	10	10	L, 34-7
27	10/18/1981		A	7	7	L, 34-7

KICKOFF WEEKEND RESULTS				
46-38-5 (Home: 31-18-3, Road: 15-20-2)				
Date	Opponent	Steelers	Opponent	Result
9/12/2021	at Buffalo	23	16	[W]
9/14/2020	at N.Y. Giants	26	16	[W]
9/8/2019	at New England	3	33	[L]
9/9/2018	at Cleveland	21	21	[T]
9/10/2017	at Cleveland	21	18	[W]
9/12/2016	at Washington	38	16	[W]
9/10/2015	at New England	21	28	[L]
9/7/2014	Cleveland	30	27	[W]
9/8/2013	Tennessee	9	16	[L]
9/9/2012	at Denver	19	31	[L]
9/11/2011	at Baltimore	7	35	[L]
9/12/2010	Atlanta	15	9	[W, ot]
9/10/2009	Tennessee	13	10	[W, ot]
9/7/2008	Houston	38	17	[W]
9/9/2007	at Cleveland	34	7	[W]
9/7/2006	Miami	28	17	[W]
9/11/2005	Tennessee	34	7	[W]
9/12/2004	Oakland	24	21	[W]
9/7/2003	Baltimore	34	15	[W]
9/9/2002	at New England	14	30	[L]
9/9/2001	at Jacksonville	3	21	[L]
9/3/2000	Baltimore	0	16	[L]
9/12/1999	at Cleveland	43	0	[W]
9/6/1998	at Baltimore	20	13	[W]
8/31/1997	Dallas	7	37	[L]
9/1/1996	at Jacksonville	9	24	[L]
9/3/1995	Detroit	23	20	[W]
9/4/1994	Dallas	9	26	[L]
9/5/1993	San Francisco	13	24	[L]
9/6/1992	at Houston	29	24	[W]
9/1/1991	San Diego	26	20	[W]
9/9/1990	at Cleveland	3	13	[L]
9/10/1989	Cleveland	0	51	[L]
9/4/1988	Dallas	24	21	[W]
9/13/1987	San Francisco	30	17	[W]
9/7/1986	at Seattle	0	30	[L]
9/8/1985	Indianapolis	45	3	[W]
9/2/1984	Kansas City	27	37	[L]
9/4/1983	Denver	10	14	[L]
9/13/1982	at Dallas	36	28	[W]
9/6/1981	Kansas City	33	37	[L]
9/7/1980	Houston	31	17	[W]
9/3/1979	at New England	16	13	[W, ot]
9/3/1978	at Buffalo	28	17	[W]
9/19/1977	San Francisco	27	0	[W]
9/12/1976	at Oakland	28	31	[L]
9/21/1975	at San Diego	37	0	[W]
9/15/1974	Baltimore	30	0	[W]
9/16/1973	Detroit	24	10	[W]
9/17/1972	Oakland	34	28	[W]
9/19/1971	at Chicago	15	17	[L]

KICKOFF WEEKEND RESULTS				
46-38-5 (Home: 31-18-3, Road: 15-20-2)				
Date	Opponent	Steelers	Opponent	Result
9/20/1970	Houston	7	19	[L]
9/21/1969	Detroit	16	13	[W]
9/15/1968	N.Y. Giants	20	34	[L]
9/17/1967	Chicago	41	13	[W]
9/11/1966	N.Y. Giants	34	34	[T]
9/19/1965	Green Bay	9	41	[L]
9/13/1964	L.A. Rams	14	26	[L]
9/15/1963	at Philadelphia	21	21	[T]
9/16/1962	at Detroit	7	45	[L]
9/17/1961	at Dallas	24	27	[L]
9/24/1960	at Dallas	35	28	[W]
9/26/1959	Cleveland	17	7	[W]
9/28/1958	at San Francisco	20	23	[L]
9/29/1957	Washington	28	7	[W]
9/30/1956	Washington	30	13	[W]
9/26/1955	Chicago Cards	14	7	[W]
9/26/1954	at Green Bay	21	20	[W]
9/27/1953	at Detroit	21	38	[L]
9/28/1952	Philadelphia	25	31	[L]
10/1/1951	N.Y. Giants	13	13	[T]
9/17/1950	N.Y. Giants	7	18	[L]
9/25/1949	N.Y. Giants	28	7	[W]
9/26/1948	at Washington	14	17	[L]
9/21/1947	Detroit	17	10	[W]
9/20/1946	Chicago Cards	14	7	[W]
9/25/1945	at Boston	7	28	[L]
9/24/1944	Cleveland	28	30	[L]
10/2/1943	Brooklyn •	17	0	[W]
9/13/1942	Philadelphia	14	24	[L]
9/7/1941	at Cleveland	14	17	[L]
9/8/1940	Chicago Cards	7	7	[T]
9/14/1939	at Brooklyn	7	12	[L]
9/9/1938	at Detroit	7	16	[L]
9/5/1937	Philadelphia	27	14	[W]
9/13/1936	Boston	10	0	[W]
9/13/1935	at Philadelphia	17	7	[W]
9/9/1934	Cincinnati	13	0	[W]
9/20/1933	New York	2	23	[L]

KICKOFF WEEKEND SUPERLATIVES

Passing Yards		
365	Ben Roethlisberger	2014 vs. CLE (W, 30-17)
363	Ben Roethlisberger	2009 vs. TEN (W, 13-10)
351	Ben Roethlisberger	2015 at NE (L, 28-21)
Pass Completions		
33	Ben Roethlisberger	2009 vs. TEN (W, 13-10)
27	Ben Roethlisberger	2019 at NE (L, 3-33)
	Ben Roethlisberger	2016 at WAS (W, 38-16)
	Jim Finks	1954 at GB (W, 21-20)
Pass Attempts		
47	Ben Roethlisberger	2019 at NE (L, 3-33)
43	Ben Roethlisberger	2009 vs. TEN (W, 13-10)
41	Ben Roethlisberger	2018 at CLE (T, 21-21)
	Ben Roethlisberger	2011 at BAL (L, 35-37)
Passing Touchdowns		
5	Mark Malone	1985 vs. IND (W, 45-3)
4	Ben Roethlisberger	2007 at CLE (W, 34-7)
	Bobby Layne	1960 at DAL (W, 35-28)
Long Pass		
87t	Charlie Batch	2006 vs. MIA (W, 28-17)
67	Ben Roethlisberger	2018 at CLE (T, 21-21)
63t	Ben Roethlisberger	2005 vs. TEN (W, 34-7)
Rushes		
31	James Conner	2018 at CLE (T, 21-21)
29	Willie Parker	2006 vs. MIA (W, 28-17)
27	Franco Harris	1978 at BUF (W, 28-17)
	Franco Harris	1977 vs. SF (W, 27-0)
	Willie Parker	2007 at CLE (W, 34-7)
Rushing Yards		
161	Willie Parker	2005 vs. TEN (W, 34-7)
143	DeAngelo Williams	2016 at WAS (W, 38-16)
138	Willie Parker	2008 vs. HOU (W, 38-17)
Rushing Touchdowns		
3	Willie Parker	2008 vs. HOU (W, 38-17)
3	Jerome Bettis	2004 vs. OAK (W, 24-21)
2	10 times	Last: Antonio Conner 2018 at CLE (T, 21-21)
Long Rush		
50t	Rashard Mendenhall	2010 vs. ATL (W, 15-9)
48	Richard Huntley	1998 at BLT (W, 20-13)
45	Willie Parker	2005 vs. TEN (W, 34-7)
Receptions		
11	Antonio Brown	2017 at CLE (W, 21-18)
9	Five times	Last: Antonio Brown 2018 at CLE (T, 21-21)
Receiving Yards		
183	Louis Lipps	1984 vs. KC (L, 37-27)
182	Antonio Brown	2017 at CLE (W, 21-18)
167	John Stallworth	1984 vs. KC (L, 37-27)

KICKOFF WEEKEND SUPERLATIVES

Receiving Touchdowns		
3	Louis Lipps	1985 vs. IND (W, 45-3)
2	10 times	Last: JuJu Smith-Schuster 2020 at NYG (W, 26-16)
Long Reception		
87t	Heath Miller	2006 vs. MIA (W, 28-17)
67	JuJu Smith-Schuster	2018 at CLE (T, 21-21)
63t	Antwaan Randle El	2005 vs. TEN (W, 34-7)
Yards From Scrimmage		
209	Willie Parker	2005 vs. TEN (W, 34-7)
197	Le'Veon Bell	2014 vs. CLE (W, 30-27)
192	James Conner	2018 at CLE (T, 21-21)
Points Scored		
45	1985 vs. IND (W, 45-3)	
43	1999 at CLE (W, 43-0)	
41	1967 vs. CHI (W, 41-13)	
Fewest Points Allowed		
0	Six times	Last: 1999 at CLE (W, 43-0)
3	1985 vs. IND (W, 45-3)	
7	Nine times	Last: 2007 at CLE (W, 34-7)
Largest Margin of Victory		
43	1999 at CLE (W, 43-0)	
42	1985 vs. IND (W, 45-3)	
37	1975 at SD (W, 37-0)	

KICKOFF WEEKEND

- Pittsburgh owns a 46-38-5 (.545) all-time record on Kickoff Weekend, including a 15-20-2 (.432) mark on the road.
- Including 2022, the Steelers have opened eight consecutive seasons (2015-22) away from Acrisure Stadium. Pittsburgh is 4-2-1 in the previous seven season openers.
- The Steelers will open the season on the road against an AFC North foe for the first time since 2018 at Cleveland (T, 21-21).
- Pittsburgh owns an 4-1-1 (.750) record against AFC North foes on Kickoff weekend.
- The Steelers have never played the Bengals on Kickoff Weekend.
- Since 1960, Pittsburgh is 14-2-1 on Kickoff Weekend when a Steelers running back rushes for 100 yards or more.
- The Steelers are 16-1-1 in Week 1 games since 1940 when the team scores 30+ points.
- Pittsburgh's 30 victories on Kickoff Weekend since the NFL-AFL merger in 1970 are the third-most among AFC teams.

MOST KICKOFF WEEKEND WINS SINCE 1970 AFL-NFL MERGER

RANK	TEAM	WINS
1.	Denver Broncos	35
2.	Dallas Cowboys	33
3.	New England Patriots	32
4.	Pittsburgh Steelers	30
	Green Bay Packers	30
	Minnesota Vikings	30
	San Francisco 49ers	30

STEELERS. QB STATS IN FIRST START WITH TEAM (SINCE 1952)								
Player	Date	Opponent	Result	Comp-Att	Comp. Pct.	Yards	TD	INT
Devlin Hodges	10/13/2019	at Chargers	W, 24-17	15-20	75.0	132	1	1
Mason Rudolph	9/22/2019	at 49ers	L, 20-24	14-27	51.9	174	2	1
Landry Jones	10/25/2015	at Chiefs	L, 13-23	16-29	55.2	209	1	2
Mike Vick	10/1/2015	vs. Ravens	L, 20-23	19-26	73.1	124	1	0
Byron Leftwich	11/18/2012	vs. Ravens	L, 10-13	18-39	46.2	199	0	1
Dennis Dixon	11/29/2009	at Ravens	L, 17-20	12-26	46.2	145	1	1
Charlie Batch	11/6/2005	at Packers	W, 20-10	9-16	56.3	65	0	1
Ben Roethlisberger	9/26/2004	at Dolphins	W, 13-3	12-22	54.5	163	1	1
Tommy Maddox	10/6/2002	at Saints	L, 29-32	22-38	57.9	268	3	1
Kent Graham	9/3/2000	vs. Ravens	L, 0-16	17-38	44.7	199	0	0
Kordell Stewart	8/31/1997	vs. Cowboys	L, 7-37	13-28	46.4	104	1	1
Jim Miller	9/1/1996	at Jaguars	L, 9-24	9-17	52.9	83	0	0
Mike Tomczak	9/5/1993	vs. 49ers	L, 13-24	4-11	36.4	46	0	2
Neil O'Donnell	10/20/1991	vs. Seahawks	L, 7-27	14-22	63.6	184	1	1
Todd Blackledge	10/9/1988	at Cardinals	L, 14-31	8-20	40.0	114	0	0
Steve Bono	10/4/1987	at Falcons	W, 28-12	12-23	52.2	164	1	1
Bubby Brister	10/13/1986	at Bengals	L, 22-24	12-33	36.4	191	0	0
Scott Campbell	11/24/1985	vs. Redskins	L, 23-30	15-35	42.9	224	2	3
David Woodley	9/2/1984	vs. Chiefs	L, 27-37	11-17	64.7	225	2	1
Mark Malone	12/13/1981	vs. Bengals	L, 10-17	15-30	50.0	137	1	2
Cliff Stoudt	10/26/1980	at Browns	L, 26-27	18-37	48.6	310	0	1
Mike Kruzcek	10/17/1976	vs. Bengals	W, 23-6	5-12	41.7	58	0	1
Joe Gilliam	12/3/1973	at Dolphins	L, 26-30	0-7	0	0	0	3
Terry Bradshaw	9/20/1970	vs. Oilers	L, 7-19	4-16	25.0	70	0	1
Terry Hanratty	10/26/1969	vs. Redskins	L, 7-14	11-28	39.3	156	1	2
Dick Shiner	10/5/1968	at Browns	L, 24-31	11-24	45.8	141	2	1
Kent Nix	10/1/1967	at Eagles	L, 24-34	12-26	46.2	159	1	3
George Izo	10/16/1966	vs. Eagles	L, 14-31	10-28	35.7	105	1	2
Ron Smith	9/25/1966	vs. Redskins	L, 27-33	12-24	50.0	276	2	3
Tom Wade	11/21/1965	vs. Redskins	L, 3-31	1-7	14.3	15	0	2
Bill Nelsen	11/15/1964	vs. Redskins	L, 0-30	4-15	26.7	69	0	1
Ed Brown	9/16/1962	at Lions	L, 7-45	4-12	33.3	83	1	1
Rudy Bukich	10/23/1960	at Redskins	T, 27-27	14-28	50.0	265	2	0
Bobby Layne	10/12/1958	vs. Eagles	W, 24-3	10-20	50.0	81	0	1
Len Dawson	12/1/1957	at Eagles	L, 6-7	2-4	50.0	25	0	0
Earl Morrall	9/29/1957	vs. Redskins	W, 28-7	15-32	46.9	249	3	0
Jack Scarbath	12/2/1956	vs. Rams	W, 30-13	6-14	42.9	117	2	1
Ted Marchibroda	9/30/1956	vs. Redskins	W, 30-13	6-10	60.0	83	1	0
Bill Mackrides	11/29/1953	vs. Redskins	L, 9-17	23-43	53.5	238	0	3
Jim Finks	9/28/1952	vs. Eagles	L, 25-31	13-24	54.2	235	1	2
indicates Steelers victory								

WHEN QB MAKING FIRST START FOR STEELERS

- Pittsburgh owns an 9-30-1 (.238) record since 1952 when its quarterback makes his Steelers starting debut, including 4-13-1 (.250) mark on the road.
 - The nine signal callers to pick up victories in their first career start with the franchise include: Devlin Hodges (2019), Charlie Batch (2005), Ben Roethlisger (2004), Steve Bono (1987), Mike Kruzcek (1976), Bobby Layne (1958), Earl Morrall (1957), Jack Scarbath (1956) and Ted Marchibroda (1956).
 - The Steelers are 2-8 (.200) in season openers when its quarterback makes his Steelers starting debut.
- The two signal callers to pick up season-opening victories in their first career start with the franchise include: Earl Morrall (1957) and Ted Marchibroda (1956). Pittsburgh is 1-2 (.333) against Cincinnati when its quarterback makes his Steelers starting debut.
 - The four signal callers to pick up road victories in their first career start with the franchise include: Devlin Hodges (2019), Charlie Batch (2005), Ben Roethlisger (2004) and Steve Bono (1987).

WHEN FACING STARTING QB DRAFTED NO. 1

64-35-4 (Home: 35-18-4, Road: 29-17)			
Date	Player	Team	Result
10/28/1951	Charley Trippi	Chicago Cardinals	W, 28-14
10/26/1952	Charley Trippi	Chicago Cardinals	W, 34-28
12/2/1956	Billy Wade	L.A. Rams	W, 30-13
11/1/1959	King Hill	Chicago Cardinals	L, 45-24
12/13/1959	King Hill	Chicago Cardinals	W, 35-20
10/9/1960	George Shaw	New York Giants	L, 19-17
11/24/1963	Billy Wade	Chicago Bears	T, 17-17
12/1/1963	King Hill	Philadelphia Eagles	T, 20-20
10/24/1965	King Hill	Philadelphia Eagles	W, 20-14
10/22/1972	Jim Plunkett	New England Patriots	W, 33-3
12/8/1974	Jim Plunkett	New England Patriots	W, 21-17
9/19/1977	Jim Plunkett	San Francisco 49ers	W, 27-0
10/8/1978	Steve Bartkowski	Atlanta Falcons	W, 31-7
10/20/1980	Jim Plunkett	Oakland Raiders	L, 45-34
11/15/1981	Steve Bartkowski	Atlanta Falcons	W, 34-20
9/4/1983	John Elway	Denver Broncos	L, 14-10
10/28/1984	Steve Bartkowski	Atlanta Falcons	W, 35-10
12/1/1985	John Elway	Denver Broncos	L, 31-23
9/15/1986	John Elway	Denver Broncos	L, 21-10
11/5/1989	John Elway	Denver Broncos	L, 34-7
10/14/1990	John Elway	Denver Broncos	W, 34-17
10/6/1991	Jeff George	Indianapolis Colts	W, 21-3
11/3/1991	John Elway	Denver Broncos	L, 20-13
10/24/1993	Vinny Testaverde	Cleveland Browns	L, 28-23
11/21/1993	John Elway	Denver Broncos	L, 37-13
12/5/1993	Drew Bledsoe	New England Patriots	W, 17-14
1/2/1994	Vinny Testaverde	Cleveland Browns	W, 16-9
9/4/1994	Troy Aikman	Dallas Cowboys	L, 26-9
9/11/1994	Vinny Testaverde	Cleveland Browns	W, 17-10
12/18/1994	Vinny Testaverde	Cleveland Browns	W, 17-7
11/26/1995	Vinny Testaverde	Cleveland Browns	W, 20-17
12/16/1995	Drew Bledsoe	New England Patriots	W, 41-27
9/8/1996	Vinny Testaverde	Baltimore Ravens	W, 31-17
12/1/1996	Vinny Testaverde	Baltimore Ravens	L, 31-17
8/31/1997	Troy Aikman	Dallas Cowboys	L, 37-7
10/5/1997	Vinny Testaverde	Baltimore Ravens	W, 42-34
11/9/1997	Vinny Testaverde	Baltimore Ravens	W, 37-0
12/7/1997	John Elway	Denver Broncos	W, 35-24
12/13/1997	Drew Bledsoe	New England Patriots	W, 24-21
12/6/1998	Drew Bledsoe	New England Patriots	L, 23-9
11/14/1999	Tim Couch	Cleveland Browns	L, 16-15
9/17/2000	Tim Couch	Cleveland Browns	L, 23-20
10/8/2000	Vinny Testaverde	New York Jets	W, 20-3
12/16/2000	Jeff George	Washington Redskins	W, 24-3
11/11/2001	Tim Couch	Cleveland Browns	W, 15-12
12/9/2001	Vinny Testaverde	New York Jets	W, 18-7
1/6/2002	Tim Couch	Cleveland Browns	W, 28-7
9/29/2002	Tim Couch	Cleveland Browns	W, 16-13
10/21/2002	Peyton Manning	Indianapolis Colts	W, 28-10
11/3/2002	Tim Couch	Cleveland Browns	W, 23-20
11/10/2002	Mike Vick	Atlanta Falcons	T, 34-34
12/8/2002	David Carr	Houston Texans	L, 24-6
10/5/2003	Tim Couch	Cleveland Browns	L, 33-13
10/3/2004	Carson Palmer	Cincinnati Bengals	W, 28-17
10/17/2004	Vinny Testaverde	Dallas Cowboys	W, 24-20
11/21/2004	Carson Palmer	Cincinnati Bengals	W, 19-14

WHEN FACING STARTING QB DRAFTED NO. 1

64-35-4 (Home: 35-18-4, Road: 29-17)			
Date	Player	Team	Result
12/18/2004	Eli Manning	New York Giants	W, 33-30
1/2/2005	Drew Bledsoe	Buffalo Bills	W, 29-24
9/18/2005	David Carr	Houston Texans	W, 27-7
10/23/2005	Carson Palmer	Cincinnati Bengals	W, 27-13
11/28/2005	Peyton Manning	Indianapolis Colts	L, 26-7
12/4/2005	Carson Palmer	Cincinnati Bengals	L, 38-31
9/24/2006	Carson Palmer	Cincinnati Bengals	L, 28-20
10/22/2006	Mike Vick	Atlanta Falcons	L, 41-38
12/31/2006	Carson Palmer	Cincinnati Bengals	W, 23-17
9/23/2007	Alex Smith	San Francisco 49ers	W, 37-16
10/28/2007	Carson Palmer	Cincinnati Bengals	W, 24-13
12/2/2007	Carson Palmer	Cincinnati Bengals	W, 24-10
10/26/2008	Eli Manning	New York Giants	L, 21-14
11/9/2008	Peyton Manning	Indianapolis Colts	L, 24-20
9/27/2009	Carson Palmer	Cincinnati Bengals	L, 23-20
11/15/2009	Carson Palmer	Cincinnati Bengals	L, 18-12
11/8/2010	Carson Palmer	Cincinnati Bengals	W, 27-21
12/12/2010	Carson Palmer	Cincinnati Bengals	W, 23-7
12/19/2011	Alex Smith	San Francisco 49ers	L, 20-3
9/9/2012	Peyton Manning	Denver Broncos	L, 31-19
9/23/2012	Carson Palmer	Oakland Raiders	L, 34-31
10/7/2012	Mike Vick	Philadelphia Eagles	W, 16-14
11/4/2012	Eli Manning	New York Giants	W, 24-20
11/17/2013	Matthew Stafford	Detroit Lions	W, 37-27
9/21/2014	Cam Newton	Carolina Panthers	W, 37-19
10/26/2014	Andrew Luck	Indianapolis Colts	W, 51-34
11/9/2014	Mike Vick	New York Jets	L, 20-13
12/21/2014	Alex Smith	Kansas City Chiefs	W, 20-12
10/18/2015	Carson Palmer	Arizona Cardinals	W, 25-13
10/25/2015	Alex Smith	Kansas City Chiefs	L, 23-13
10/2/2016	Alex Smith	Kansas City Chiefs	W, 43-14
12/4/2016	Eli Manning	New York Giants	W, 24-14
10/15/2017	Alex Smith	Kansas City Chiefs	W, 19-13
10/29/2017	Matthew Stafford	Detroit Lions	W, 20-15
10/28/2018	Baker Mayfield	Cleveland Browns	W, 33-18
11/8/2018	Cam Newton	Carolina Panthers	W, 52-21
11/10/2019	Jared Goff	L.A. Rams	W, 17-12
11/14/2019	Baker Mayfield	Cleveland Browns	L, 21-7
12/1/2019	Baker Mayfield	Cleveland Browns	W, 20-13
10/18/2020	Baker Mayfield	Cleveland Browns	W, 38-7
11/15/2020	Joe Burrow	Cincinnati Bengals	W, 36-10
12/7/2020	Alex Smith	Washington Football Team	L, 23-17
1/3/2021	Baker Mayfield	Cleveland Browns	L, 24-22
1/10/2021	Baker Mayfield	Cleveland Browns	L, 48-37
9/26/2021	Joe Burrow	Cincinnati Bengals	L, 24-10
10/31/2021	Baker Mayfield	Cleveland Browns	W, 15-10
11/14/2021	Jared Goff	Detroit Lions	T, 16-16
11/28/2021	Joe Burrow	Cincinnati Bengals	L, 41-10
1/3/2022	Baker Mayfield	Cleveland Browns	W, 26-14

WHEN FACING STARTING QB DRAFTED NO. 1 OVERALL

- Pittsburgh has played 105 games in franchise history against an opposing starting QB who was drafted No. 1 overall.
- The Steelers are 65-36-4 (.641) in the regular season when facing a starting QB who was drafted No. 1 overall.
- Pittsburgh ranks first in winning percentage and tied for third in victories in the regular season when facing a starting QB who was drafted No. 1 overall (since 1950).
- The Steelers played five games in 2021 against an opposing starting QB who was drafted No. 1 overall (Joe Burrow, 2; Baker Mayfield, 2; Jared Goff 1).
- Pittsburgh also played five games in 2020 against an opposing starting QB who was drafted No. 1 overall (Baker Mayfield, 3; Alex Smith, 1; Joe Burrow, 1).
- Pittsburgh is 36-18-4 (.655) in the regular season at home when facing a starting QB who was drafted No. 1 overall.
- The Steelers are 29-18 (.617) in the regular season on the road when facing a starting QB who was drafted No. 1 overall.
- Pittsburgh is 25-14-1 (.638) in the regular season under head coach **Mike Tomlin** when facing a starting QB who was drafted No. 1 overall.

HIGHEST WIN PCT VS. STARTING QB DRAFTED NO. 1 OVERALL – SINCE 1950

RANK	TEAM	W	L	T	WIN PCT.
1.	Pittsburgh Steelers	65	36	4	.641
2.	Philadelphia Eagles	79	53	2	.597
3.	New England Patriots	59	42	0	.584
4.	Denver Broncos	52	39	0	.571
5.	Green Bay Packers	65	53	1	.550

MOST WINS VS. STARTING QB DRAFTED NO. 1 OVERALL – SINCE 1950

RANK	TEAM	WINS
1.	Philadelphia Eagles	79
2.	San Francisco 49ers	68
3.	Pittsburgh Steelers	65
	Green Bay Packers	65
5.	Seattle Seahawks	63

KINGS OF THE NORTH

- Pittsburgh captured the 2020 AFC North title, which marked the franchise's 24th overall division title, ninth since 2002.
- The Steelers earned a division title for the 24th time since the 1970 AFL-NFL merger – the most division crowns by an NFL team in that span.
- Pittsburgh reached the playoffs in 2021, which marked the 32nd time since the 1970 AFL-NFL merger – the most playoff berths by an NFL team in that span.
- Since the AFC North was adopted after the restructuring of the 2002 NFL season when the League realigned divisions after expanding to 32 teams, **Mike Tomlin** has won the division seven times (2007, 2008, 2010, 2014, 2016, 2017 and 2020).
- No other head coach has won the AFC North more than four times (John Harbaugh and Marvin Lewis).
- Pittsburgh's nine AFC North titles nearly equal the combined total from the rest of the division since 2002.

AFC NORTH TITLES

TEAM	TITLES
Baltimore Ravens/ Cincinnati Bengals/ Cleveland Browns	11
Pittsburgh Steelers	9

AFC NORTH TITLES

RANK	TEAM	TITLES
1.	Pittsburgh Steelers	9
2.	Baltimore Ravens	6
3.	Cincinnati Bengals	5
4.	Cleveland Browns	0

STEELERS DOMINATE THE AFC NORTH

- Pittsburgh has either won or shared the AFC North Title 10 times (2002, 2004, 2007, 2008, 2010, 2011, 2014, 2016, 2017 and 2020) and finished second on seven other occasions (2005, 2006, 2009, 2013, 2015, 2018 and 2021).
- Pittsburgh owns an overall record of 88-38-1 (.697) against the AFC North.
- The Steelers' 88 all-time victories against the AFC North are the most of any divisional team.
- Pittsburgh's .697 all-time winning percentage against the AFC North is the highest of any divisional team.
- Pittsburgh owns a regular-season record of 83-36-1 (.696) vs. AFC North.
- The Steelers' 83 regular-season victories against the AFC North are the most of any divisional team.
- Pittsburgh's .696 regular-season winning percentage against the AFC North is the highest of any divisional team.
- The Steelers' 83 regular-season wins and .696 regular-season winning percentage against division opponents are tied for the second-most and second-highest among all NFL teams in divisional games (New England, 91 and .758; Indianapolis, 83).

REGULAR-SEASON AFC NORTH INTER-DIVISION RECORD

RANK	TEAM	W	L	T	WIN PCT.
1.	Pittsburgh Steelers	83	36	1	.696
2.	Baltimore Ravens	68	52	0	.567
3.	Cincinnati Bengals	55	65	0	.458
4.	Cleveland Browns	33	86	1	.279

- The Steelers own an overall home record of 48-17 (.738) vs. AFC North.
- Pittsburgh owns a regular-season home record of 45-15 (.750) vs. AFC North.
- The Steelers 45 regular-season home victories vs. AFC North foes are the most of any divisional team.
- Pittsburgh's .750 regular-season home winning percentage vs. AFC North is the highest of any divisional team.
- Pittsburgh's 45 regular-season home wins and .750 regular-season home winning percentage against division opponents are the third-most and third-highest among all NFL teams in divisional games (New England, 49 and .817; Indianapolis, 46 and .767).

REGULAR-SEASON AFC NORTH INTER-DIVISION HOME RECORD

RANK	TEAM	W	L	T	WIN PCT.
1.	Pittsburgh Steelers	45	15	0	.750
2.	Baltimore Ravens	40	20	0	.667
3.	Cincinnati Bengals	30	30	0	.500
4.	Cleveland Browns	21	38	1	.358

- The Steelers own an overall road record of 40-21-1 (.653) vs. AFC North.
- Pittsburgh owns a regular-season road record of 38-21-1 (.642) vs. AFC North.
- The Steelers' 38 regular-season road victories against the AFC North are the most of any divisional team.
- Pittsburgh's .642 regular-season road winning percentage against the AFC North is the highest of any divisional team.

- Pittsburgh's 38 regular-season road wins and .642 regular-season road winning percentage against division opponents are tied for the second-most and second-highest among all NFL teams in divisional games (New England, 42 and .700; Green Bay, 38).

REGULAR-SEASON AFC NORTH INTER-DIVISION ROAD RECORD

RANK	TEAM	W	L	T	WIN PCT.
1.	Pittsburgh Steelers	38	21	1	.642
2.	Baltimore Ravens	28	32	0	.467
3.	Cincinnati Bengals	25	35	0	.417
4.	Cleveland Browns	12	48	0	.200

DON'T LEAVE EARLY

- Pittsburgh played 11 games in 2021 decided by one score (eight points or less), which was tied for the third-most in the NFL.
- The Steelers owned a 8-2-1 (.773) record in one-score games in 2021.
- Pittsburgh's eight victories in one-score games last season were the most in the NFL.

MOST VICTORIES IN ONE-SCORE GAMES IN 2021

RANK	TEAM	WINS
1.	Pittsburgh Steelers	8
2.	Atlanta Falcons	7
	Las Vegas Raiders	7
4.	Five different teams tied with	6

- The Steelers' .773 winning percentage in one-score games last season was the fourth-highest in the NFL (min. five games).

HIGHEST WINNING PERCENTAGE IN ONE-SCORE GAMES IN 2021 (MIN. FIVE GAMES)

RANK	TEAM	RECORD	WIN PCT.
1.	Tampa Bay Buccaneers	6-0	1.000
2.	Atlanta Falcons	7-2	.778
	Las Vegas Raiders	7-2	.778
4.	Pittsburgh Steelers	8-2-1	.773
5.	Tennessee Titans	6-2	.750

- Pittsburgh's eight victories in one-score games in 2021 were tied for the most in franchise history.

MOST VICTORIES IN ONE-SCORE GAMES IN FRANCHISE HISTORY

RANK	YEAR	WINS
1.	2021	8
	2017	8
3.	2020	7
4.	Nine different Steeler teams tied with	6

- The Steelers' .773 winning percentage in one-score games last season was the sixth-highest in franchise history (min. five games).

HIGHEST WINNING PERCENTAGE IN ONE-SCORE GAMES IN FRANCHISE HISTORY (MIN. FIVE GAMES)

RANK	TEAM	RECORD	WIN PCT.
1.	2004	6-0	1.000
2.	1993	4-1	.800
	1977	4-1	.800
	2017	8-2	.800
5.	2020	7-2	.778
6.	2021	8-2-1	.773

- Pittsburgh's 15 victories in one-score games are the most in the NFL since the start of the 2020 season.

MOST VICTORIES IN ONE-SCORE GAMES SINCE 2020

RANK	TEAM	WINS
1.	Pittsburgh Steelers	15
2.	Kansas City Chiefs	13
	Tennessee Titans	13
4.	Minnesota Vikings	12
	Cleveland Browns	12
	Las Vegas Raiders	12

- The Steelers' .775 winning percentage in one-score games is the highest in the NFL (min. 10 games) since the start of the 2020 season.

HIGHEST WINNING PERCENTAGE IN ONE-SCORE GAMES SINCE 2020 (MIN. 10 GAMES)

RANK	TEAM	RECORD	WIN PCT.
1.	Pittsburgh Steelers	15-4-1	.775
2.	Kansas City Chiefs	13-4	.765
	Tennessee Titans	13-4	.765
4.	Tampa Bay Buccaneers	9-3	.750
5.	Green Bay Packers	10-5	.667
	Las Vegas Raiders	12-6	.667

HALFTIME GOT YOU DOWN

- Pittsburgh has won seven games when trailing at halftime since the start of the 2020 season, which is the second-most in the NFL over the span.

MOST VICTORIES WHEN TRAILING AT HALFTIME SINCE 2020

RANK	TEAM	WINS
1.	Kansas City Chiefs	8
2.	Pittsburgh Steelers	7
3.	Tennessee Titans	6
	Tampa Bay Buccaneers	6
5.	Eight teams tied with	4

- Pittsburgh's .412 winning percentage when trailing at halftime is the third-highest in the NFL since the start of the 2020 season.

BEST WIN PERCENTAGE WHEN TRAILING AT HALFTIME SINCE 2020

RANK	TEAM	RECORD	WIN PCT.
1.	Kansas City Chiefs	8-4	.667
2.	Tennessee Titans	6-7	.462
3.	Pittsburgh Steelers	7-10	.412
4.	Tampa Bay Buccaneers	6-9	.400
5.	Green Bay Packers	3-5	.375

- Pittsburgh has won four games in which it trailed by 10 or more points at halftime since the start of the 2020 season, which is the most in the League.

MOST VICTORIES WHEN TRAILING BY 10+ POINTS AT HALFTIME SINCE 2020

RANK	TEAM	WINS
1.	Pittsburgh Steelers	4
2.	Tampa Bay Buccaneers	3
3.	Washington Football Team	2
	Tennessee Titans	2
	Cincinnati Bengals	2

- Pittsburgh's .500 winning percentage in games in which it trailed by 10 or more points at halftime is the highest in the NFL since the start of the 2020 season.

BEST WIN PERCENTAGE WHEN TRAILING BY 10+ POINTS AT HALFTIME SINCE 2020

RANK	TEAM	RECORD	WIN PCT.
1.	Pittsburgh Steelers	4-4	.500
2.	Tampa Bay Buccaneers	3-4	.429
3.	Seattle Seahawks	1-2	.333
4.	Tennessee Titans	2-6	.250
	Arizona Cardinals	1-3	.250

- Pittsburgh has won five games in which it trailed by 10 or more points in the second half since the start of the 2020 season, which is the most in the League.

MOST VICTORIES WHEN TRAILING BY 10+ POINTS IN SECOND HALF SINCE 2020

RANK	TEAM	WINS
1.	Pittsburgh Steelers	5
2.	Tennessee Titans	4
	Tampa Bay Buccaneers	4
4.	Baltimore Ravens	3
	Chicago Bears	3

- Pittsburgh's .357 winning percentage in games in which it trailed by 10 or more points in the second half is the second-highest in the NFL since the start of the 2020 season.

BEST WIN PERCENTAGE WHEN TRAILING BY 10+ POINTS IN SECOND HALF SINCE 2020

RANK	TEAM	RECORD	WIN PCT.
1.	Tampa Bay Buccaneers	4-6	.400
2.	Pittsburgh Steelers	5-9	.357
3.	Tennessee Titans	4-8	.333
4.	Kansas City Chiefs	2-5	.286
5.	Baltimore Ravens	3-8	.273

- The Steelers have won six games in which they trailed by 10 or more points since the start of the 2020 season, which is tied for the most in the NFL over the span.

MOST VICTORIES WHEN TRAILING BY 10+ POINTS SINCE 2020

RANK	TEAM	WINS
1.	Pittsburgh Steelers	6
	Tampa Bay Buccaneers	6
3.	Tennessee Titans	5
4.	Seven teams tied with	4

FOURTH QUARTER IS WINNING TIME

- The Steelers have won eight games when trailing at the end of the third quarter since the start of the 2020 season, which is the most in the NFL over the span.

MOST VICTORIES WHEN TRAILING AFTER 3RD QUARTER SINCE 2020

RANK	TEAM	WINS
1.	Pittsburgh Steelers	8
2.	Tennessee Titans	5
	L.A. Chargers	5
	Chicago Bears	5
5.	Five teams tied with	4

- Pittsburgh's .447 winning percentage when trailing at the end of the third quarter is the second-highest in the NFL since the start of the 2020 season.

BEST WIN PERCENTAGE WHEN TRAILING AT HALFTIME SINCE 2020

RANK	TEAM	RECORD	WIN PCT.
1.	Kansas City Chiefs	4-3	.571
2.	Pittsburgh Steelers	8-10-1	.447
3.	Tennessee Titans	5-9	.357
4.	Tampa Bay Buccaneers	4-8	.333
	L.A. Chargers	5-10	.333

KINGS OF THE AFC

- With its 16-13 victory at Baltimore in Week 18 of 2021, Pittsburgh improved its record in regular-season games against the AFC to 377-237-2 (.614) since the 1970 AFL-NFL merger.
- The Steelers' 377 regular-season victories against the AFC since the 1970 AFL-NFL merger are the most among AFC teams.
- Pittsburgh is the only team with at least 370 regular-season victories against the AFC since the 1970 AFL-NFL merger.
- The Steelers' .614 regular-season winning percentage against the AFC since the 1970 AFL-NFL merger is the highest among AFC teams.

MOST REGULAR-SEASON WINS VS. AFC SINCE 1970 AFL-NFL MERGER

RANK	TEAM	WINS
1.	Pittsburgh Steelers	377
2.	New England Patriots	360
3.	Denver Broncos	345
4.	Miami Dolphins	344
5.	Indianapolis Colts	317
	Kansas City Chiefs	317

BEST REGULAR-SEASON WIN PERCENTAGE VS. AFC SINCE 1970 AFL-NFL MERGER

RANK	TEAM	RECORD	WIN PCT.
1.	Pittsburgh Steelers	377-237-2	.614
2.	New England Patriots	360-258	.583
3.	Denver Broncos	345-261-4	.569
4.	Miami Dolphins	344-269-2	.561
5.	Baltimore Ravens	172-142	.548

- Pittsburgh is 220-87 (.717) in regular-season home games against the AFC since the 1970 AFL-NFL merger.
- The Steelers' 220 regular-season home victories against the AFC since the 1970 AFL-NFL merger are the most among AFC teams.

MOST REGULAR-SEASON HOME WINS VS. AFC SINCE 1970 AFL-NFL MERGER

RANK	TEAM	WINS
1.	Pittsburgh Steelers	220
2.	New England Patriots	209
3.	Denver Broncos	204
4.	Miami Dolphins	199
5.	Kansas City Chiefs	184

- Pittsburgh's .717 regular-season home winning percentage against the AFC since the 1970 AFL-NFL merger is the highest among AFC teams.

BEST REGULAR-SEASON HOME WIN PERCENTAGE VS. AFC SINCE 1970 AFL-NFL MERGER

RANK	TEAM	RECORD	WIN PCT.
1.	Pittsburgh Steelers	220-87	.717
2.	Denver Broncos	204-97-4	.677
3.	New England Patriots	209-100	.676
4.	Baltimore Ravens	105-53	.665
5.	Miami Dolphins	199-108-1	.648

- Pittsburgh is 157-150-2 (.511) in regular-season road games against the AFC since the 1970 AFL-NFL merger.
- The Steelers' 157 regular-season road victories against the AFC since the 1970 AFL-NFL merger are the most among AFC teams.
- Pittsburgh's .511 regular-season road winning percentage against the AFC since the 1970 AFL-NFL merger is the highest among AFC teams.

MOST REGULAR-SEASON ROAD WINS VS. AFC SINCE 1970 AFL-NFL MERGER

RANK	TEAM	WINS
1.	Pittsburgh Steelers	157
2.	New England Patriots	151
3.	Indianapolis Colts	146
4.	Miami Dolphins	145
5.	Denver Broncos	141

BEST REGULAR-SEASON ROAD WIN PERCENTAGE VS. AFC SINCE 1970 AFL-NFL MERGER

RANK	TEAM	RECORD	WIN PCT.
1.	Pittsburgh Steelers	157-150-2	.511
2.	New England Patriots	151-158	.489
3.	Miami Dolphins	145-161-1	.474
4.	Indianapolis Colts	146-165	.469
5.	Denver Broncos	141-164	.462

WINNING ERA OF FREE AGENCY

- Pittsburgh has the third-best regular-season record in the NFL during the free agency era (since 1993) with a 292-170-3 (.631) mark.
- The Steelers are one of three teams (New England, 313; Green Bay, 297) with at least 275 regular-season wins since 1993.

MOST REGULAR-SEASON WINS IN THE FREE AGENCY ERA

RANK	TEAM	WINS
1.	New England Patriots	313
2.	Green Bay Packers	297
3.	Pittsburgh Steelers	292
4.	Indianapolis Colts	266
5.	Denver Broncos	263
	Kansas City Chiefs	263

BEST REGULAR-SEASON WIN PERCENTAGE IN THE FREE AGENCY ERA

RANK	TEAM	RECORD	WIN PCT.
1.	New England Patriots	313-152	.673
2.	Green Bay Packers	297-166-2	.641
3.	Pittsburgh Steelers	292-170-3	.631
4.	Indianapolis Colts	266-199	.572
5.	Denver Broncos	263-202	.566
	Kansas City Chiefs	263-202	.566

- Pittsburgh's 166 regular-season home victories during the free agency era (since 1993) are the third-most in the League.

MOST REGULAR-SEASON HOME WINS IN THE FREE AGENCY ERA

RANK	TEAM	WINS
1.	Green Bay Packers	177
2.	New England Patriots	173
3.	Pittsburgh Steelers	166
4.	Minnesota Vikings	154
5.	Denver Broncos	153

- Pittsburgh's .717 regular-season home winning percentage during the free agency era (since 1993) is the third-highest in the League.

BEST REGULAR-SEASON HOME RECORD IN THE FREE AGENCY ERA

RANK	TEAM	RECORD	WIN PCT.
1.	Green Bay Packers	177-53-2	.767
2.	New England Patriots	173-60	.742
3.	Pittsburgh Steelers	166-65-2	.717
4.	Baltimore Ravens	143-65-1	.687
5.	Minnesota Vikings	154-78	.664

- Pittsburgh's 126 regular-season road victories during the free agency era (since 1993) are the second-most in the League.

MOST REGULAR-SEASON ROAD WINS IN THE FREE AGENCY ERA

RANK	TEAM	WINS
1.	New England Patriots	140
2.	Pittsburgh Steelers	126
3.	Green Bay Packers	120
4.	New Orleans Saints	119
5.	Indianapolis Colts	117
	Philadelphia Eagles	117

- Pittsburgh's .545 regular-season road winning percentage during the free agency era (since 1993) is the second-highest in the League.

BEST REGULAR-SEASON ROAD RECORD IN THE FREE AGENCY ERA

RANK	TEAM	RECORD	WIN PCT.
1.	New England Patriots	140-92	.603
2.	Pittsburgh Steelers	126-105-1	.545
3.	Green Bay Packers	120-113	.515
4.	New Orleans Saints	119-114	.511
5.	Philadelphia Eagles	117-114-2	.506

SINCE THE 1970 AFL-NFL MERGER

- Pittsburgh recorded its 495th regular-season win since the 1970 AFL-NFL merger in Week 18 of 2021 at Baltimore. The Steelers became the first NFL team since the merger to reach 495 wins.
- The Steelers are 495-310-4 (.614) during the regular season since 1970.
- The Steelers are the only team with at least 475 regular-season wins since the 1970 AFL-NFL merger.
- Pittsburgh's 495 victories since the 1970 AFL-NFL merger are the most in the League.

MOST REGULAR-SEASON WINS SINCE 1970 AFL-NFL MERGER

RANK	TEAM	WINS
1.	Pittsburgh Steelers	495
2.	Dallas Cowboys	471
3.	New England Patriots	466
4.	Miami Dolphins	461
5.	Denver Broncos	456

- Pittsburgh's .614 winning percentage since the 1970 AFL-NFL merger is the highest in the League.

BEST REGULAR-SEASON WIN PERCENTAGE SINCE 1970 AFL-NFL MERGER

RANK	TEAM	RECORD	WIN PCT.
1.	Pittsburgh Steelers	495-310-4	.614
2.	Dallas Cowboys	471-338	.582
3.	New England Patriots	466-343	.576
4.	Miami Dolphins	461-346-2	.571
5.	Denver Broncos	456-347-6	.568

- The Steelers own the best regular-season home record in the NFL with a 291-112-2 mark (.721) since 1970.
- The Steelers are the only team with at least 275 regular-season home wins since the 1970 AFL-NFL merger.
- Pittsburgh's 291 regular-season home victories since the 1970 AFL-NFL merger are the most in the League.

MOST REGULAR-SEASON HOME WINS SINCE 1970 AFL-NFL MERGER

RANK	TEAM	WINS
1.	Pittsburgh Steelers	291
2.	Denver Broncos	272
3.	Minnesota Vikings	269
4.	New England Patriots	264
	Miami Dolphins	264

- Pittsburgh's .721 regular-season home winning percentage since the 1970 AFL-NFL merger is the highest in the League.

BEST REGULAR-SEASON HOME WIN PERCENTAGE SINCE 1970 AFL-NFL MERGER

RANK	TEAM	RECORD	WIN PCT.
1.	Pittsburgh Steelers	291-112-2	.721
2.	Baltimore Ravens	143-65-1	.687
3.	Denver Broncos	272-130-4	.676
4.	Minnesota Vikings	269-135-1	.665
5.	Green Bay Packers	261-16-7	.655

- The Steelers own the second-best regular-season road record in the NFL with a 204-198-2 mark (.507) since 1970.
- The Steelers are one of four teams (Dallas, 209; New England, 202; San Francisco 202) with at least 200 regular-season road wins since the 1970 AFL-NFL merger.
- Pittsburgh's 204 regular-season road victories since the 1970 AFL-NFL merger are the second-most in the League.

MOST REGULAR-SEASON ROAD WINS SINCE 1970 AFL-NFL MERGER

RANK	TEAM	WINS
1.	Dallas Cowboys	209
2.	Pittsburgh Steelers	204
3.	New England Patriots	202
	San Francisco 49ers	202
5.	Miami Dolphins	197

- Pittsburgh's .507 regular-season road winning percentage since the 1970 AFL-NFL merger is the second-highest in the League.

BEST REGULAR-SEASON ROAD WIN PERCENTAGE SINCE 1970 AFL-NFL MERGER

RANK	TEAM	RECORD	WIN PCT.
1.	Dallas Cowboys	209-196	.515
2.	Pittsburgh Steelers	204-198-2	.506
3.	New England Patriots	202-202	.500
	San Francisco 49ers	201-202-1	.500
5.	Miami Dolphins	197-207-1	.488

THE STANDARD IS THE STANDARD

- Pittsburgh has recorded 18 consecutive seasons with a .500 record or better, which is the longest active streak in the NFL and the longest streak in team history (previous record was 13, 1972-1984).

MOST ACTIVE CONSECUTIVE NON-LOSING SEASONS

RANK	TEAM	SEASONS	YEARS
1.	Pittsburgh Steelers	18	2004-21
2.	Kansas City Chiefs	9	2013-21
3.	Tennessee Titans	6	2016-21
4.	L.A. Rams	5	2017-21

MOST CONSECUTIVE NON-LOSING SEASONS SINCE 1970 AFL-NFL MERGER

RANK	TEAM	SEASONS	YEARS
1.	New England Patriots	19	2001-19
2.	Pittsburgh Steelers	18	2004-21
3.	San Francisco 49ers	16	1983-98
	Dallas Cowboys	16	1970-85
5.	Miami Dolphins	15	1989-2003
6.	Pittsburgh Steelers	13	1972-84
	Green Bay Packers	13	1992-2004

FOURTH QUARTER EXPLOSION

- Pittsburgh scored 169 points in the fourth quarter in 2021, which was the second-most in the NFL.

MOST FOURTH-QUARTER POINTS IN 2021

RANK	TEAM	PTS
1.	L.A. Chargers	181
2.	Pittsburgh Steelers	169
3.	New England Patriots	165
4.	New Orleans Saints	162
5.	Buffalo Bills	151

- Pittsburgh's 169 points in the fourth quarter in 2021 are the most fourth-quarter points in franchise history.

MOST FOURTH-QUARTER POINTS IN FRANCHISE HISTORY

RANK	YEAR	PTS
1.	2021	169
2.	2014	152
3.	2014	145
	2016	145
5.	2020	132

- Pittsburgh owned a 60-point scoring margin (169-109) in the fourth quarter in 2021, which was the third-best in the NFL.

LARGEST FOURTH-QUARTER SCORING MARGIN IN 2021

RANK	TEAM	MARGIN
1.	New England Patriots	+94
2.	New Orleans Saints	+76
3.	Pittsburgh Steelers	+60
4.	Buffalo Bills	+57
5.	Tampa Bay Buccaneers	+52

- The Steelers' 60-point scoring margin (169-109) in the fourth quarter in 2021 is the second-largest by the franchise since 2000.

LARGEST STEELERS FOURTH-QUARTER SCORING MARGIN SINCE 2000

RANK	TEAM	MARGIN
1.	2007	+70
2.	2021	+60
3.	2020	+55
4.	2014	+53
5.	2004	+48

- Fifteen teams scored 17 or more points in the fourth quarter on 27 different occasions in 2021.
- Pittsburgh scored 17 or more points in the fourth quarter in four different games in 2021 (Week 1 at Buffalo, Week 11 at L.A. Chargers, Week 13 vs. Baltimore and Week 14 at Minnesota).
- The Steelers did not score 17 or more points in a single fourth over the previous three seasons (2018-20).

MOST FOURTH QUARTERS WITH 17+ POINTS IN 2021

RANK	TEAM	GAMES
1.	Pittsburgh Steelers	4
2.	New Orleans Saints	3
	Tampa Bay Buccaneers	3
4.	L.A. Chargers	2
	Buffalo Bills	2
	Dallas Cowboys	2
	Houston Texans	2
	New England Patriots	2

- Pittsburgh has scored 17 or more points in the fourth quarter against Baltimore four times in franchise history (Week 13, 2021; Week 14, 2017; Week 16, 2016; Week 9, 2014).
- Pittsburgh's 27 fourth-quarter points vs. Los Angeles in Week 11 are the third-most in the fourth quarter in franchise history. The record for most fourth-quarter points is 28, set on two occasions (Week 10 of 1952 vs. N.Y. Giants; Week 15 of 1986 at N.Y. Jets).

MOST FOURTH-QUARTER POINTS IN THE NFL IN 2021

RANK	TEAM. OPP. DATE	PTS
1.	Pittsburgh Steelers (at L.A. Chargers, Week 11)	27
2.	L.A. Chargers (Cleveland Browns, Week 5)	26
3.	Tampa Bay Buccaneers (Carolina Panthers, Week 18)	24
	Houston Texans (L.A. Chargers, Week 16)	24
5.	New Orleans Saints (Atlanta Falcons, Week 9)	22
	New Orleans Saints (at Philadelphia Eagles, Week 11)	22
	Houston Texans (L.A. Rams, Week 8)	22

- The franchise record for points in any quarter is 28, accomplished five times in Steelers' history. The Steelers' 27 fourth-quarter points vs. Los Angeles in Week 11 are tied for the sixth-most in any quarter in franchise history.
- Pittsburgh's 27 fourth-quarter points vs. Los Angeles in Week 11 are the second-most in the fourth quarter of a road game and second-most in any quarter of a road game in franchise history.

MOST POINTS IN 4TH QUARTER IN FRANCHISE HISTORY

RANK	OPP. DATE	PTS
1.	at N.Y. Jets, 12/13/1986	28
	vs. N.Y. Giants, 11/30/1952	28
3.	at L.A. Chargers, 11/21/2021	27
4.	at Cincinnati, 12/7/2014	25
5.	vs. Tennessee, 11/1/1998	24

MOST POINTS IN ANY QUARTER IN FRANCHISE HISTORY

RANK	OPP. DATE (QUARTER)	PTS
1.	vs. Indianapolis, 10/26/2014 (2nd)	28
	vs. Cincinnati, 12/4/2011 (2nd)	28
	at N.Y. Jets, 12/13/1986 (4th)	28
	vs. Chicago Cardinals, 12/13/1959 (2nd)	28
	vs. N.Y. Giants, 11/30/1952 (4th)	28
6.	at L.A. Chargers, 11/21/2021 (4th)	27
	vs. Cleveland, 10/17/1954 (2nd)	27

STEELERS 2022 TEAM CAPTAINS

- The Steelers selected five players to serve as team captains for the 2022 season determined by a vote of their teammates.
- QB **Mitch Trubisky** and RB **Najee Harris** were selected to serve as offensive captains, DT **Cameron Heyward** and LB **T.J. Watt** were picked to serve as defensive captains and S **Miles Killebrew** was chosen to serve as the special teams captain.
- Heyward was selected as a defensive captain for the eighth consecutive year (2015-22).
- Only four players in franchise history have been selected captain more than Heyward -- Ben Roethlisberger (13), Sam Davis (11), Andy Russell (10) and Mike Webster (nine).
- Watt was named captain for the second time in his career.
- Harris, Killebrew and Trubisky were each named captain for the first time.

TOMLIN AMONG THE BEST

- **Mike Tomlin** has led Pittsburgh to a 154-85-2 (.643) record in the regular season since becoming the team's head coach in 2007.
- Tomlin ranks tied for 11th in NFL history with a regular-season record of 69 games over .500.

MOST GAMES ABOVE .500 BY HEAD COACH IN NFL HISTORY

RANK	COACH	GAMES > .500
8.	Marty Schottenheimer, 1984-2006	74
9.	John Madden, 1969-1978	71
10.	Tony Dungy, 1996-2008	70
11.	Mike Tomlin, 2007-2021	69
	George Allen, 1966-1977	69

- Tomlin, Bill Belichick, Andy Reid and Marty Schottenheimer are the only coaches in NFL history with career records of 60 or more games over .500 not in the Pro Football Hall of Fame.
- Tomlin's 154 regular-season victories are the second best in the NFL since 2007.

NFL HEAD COACH RECORDS SINCE 2007

RANK	COACH	RECORD	PLAYOFF APPS.	SUPER BOWL APPS.
1.	Bill Belichick	179-62	13	6
2.	Mike Tomlin	154-85-2	10	2
3.	Andy Reid	153-87-1	11	2
4.	John Harbaugh	137-88	9	1
5.	Mike McCarthy	135-84-2	10	1

- His 154 regular-season victories are the third-most among active coaches in the NFL.

MOST REGULAR-SEASON WINS BY AN ACTIVE NFL HEAD COACH

RANK	COACH	WINS
1.	Bill Belichick	290
2.	Andy Reid	233
3.	Mike Tomlin	154
4.	Pete Carroll	152
5.	Mike McCarthy	143

- Tomlin's 154 regular-season victories are tied for the 18th-most in NFL history.

MOST REGULAR-SEASON WINS BY HEAD COACH IN NFL HISTORY

RANK	COACH	WINS
16.	Mike Holmgren	161
17.	Bud Grant	158
18.	Mike Tomlin	154
	Joe Gibbs	154
20.	Pete Carroll	152
	Sean Payton	152

- Tomlin's .643 regular-season win percentage is the 10th-highest in NFL history (minimum 100 games).

HEAD COACH WIN PERCENTAGE IN NFL HISTORY (MIN. 100 GAMES)

RANK	COACH	W	L	T	WIN PCT.
1.	John Madden	103	32	7	.759
2.	Vince Lombardi	96	34	6	.738
3.	George Allen	116	47	5	.712
4.	Blanton Collier	76	34	2	.691
5.	George Halas	318	148	31	.682
6.	Don Shula	328	156	6	.677
7.	Bill Belichick	290	143	0	.670
8.	Tony Dungy	139	69	0	.668
9.	George Seifert	114	62	0	.648
10.	Mike Tomlin	154	85	2	.643

- Tomlin's .643 regular-season win percentage is the second-highest among active NFL head coaches (minimum 100 games).

ACTIVE HEAD COACH WINNING PERCENTAGE (MIN. 100 GAMES)

RANK	COACH	W	L	T	WIN PCT.
1.	Bill Belichick	290	143	0	.670
2.	Mike Tomlin	154	85	2	.643
3.	Andy Reid	233	135	1	.633
4.	John Harbaugh	137	88	0	.609
5.	Mike McCarthy	143	92	2	.608

TOMLIN IN 15

- In his first 15 seasons as the head coach of the Steelers, **Mike Tomlin** has an extensive list of accomplishments.
- Tomlin's 154 regular-season wins in his first 15 seasons rank as the most wins in team history for any coach in his first 15 campaigns, and his two Super Bowl appearances rank second in the franchise for a coach in his first 15 seasons.
- Tomlin's 10 postseason berths rank tied for first in a coach's first 15 seasons with the Steelers and his seven division titles rank tied for second.

STEELERS HEAD COACHES RECORD THROUGH 15 SEASONS

RANK	COACH	RECORD	YEARS
1.	Mike Tomlin	154-85-1 (.643)	2007-21
2.	Bill Cowher	149-90-1 (.623)	1992-2006
3.	Chuck Noll	133-81-1 (.621)	1969-1983
RANK	COACH	SUPER BOWL APP.	SUPER BOWL WINS
1.	Chuck Noll	4 (1974, '75, '78, '79)	4 (1974, '75, '78, '79)
2.	Mike Tomlin	2 (2008, '10)	1 (2008)
	Bill Cowher	2 (1995, 2006)	1 (2006)
RANK	COACH	PLAYOFF APP.	YEARS
1.	Mike Tomlin	10	2007-'08, '10-'11, '14-'17, '20-'21
	Bill Cowher	10	1992-'97, 2001-'02, '04-'05
	Chuck Noll	10	1972-'79, 1982-83
RANK	COACH	DIVISION TITLES	YEARS
1.	Bill Cowher	8 (AFC Central/North)	1992, '94-'97, 2001, '02, '04
2.	Mike Tomlin	7 (AFC North)	2007-'08, '10, '14, '16-'17, '20
	Chuck Noll	7 (AFC Central)	1972, '74-'79

AMONG COACHES IN FIRST 15 YEARS

- **Mike Tomlin** earned his 154th regular-season victory in Week 18 at Baltimore, and has accumulated a 154-85-2 regular-season record in his first 15 seasons as a head coach in the NFL (2007-21).
- Tomlin's 154 career regular-season victories are tied Pro Football Hall of Famer Don Shula (1963-77) for the most in a coach's first 15 career seasons.

MOST WINS AMONG NFL HEAD COACHES DURING FIRST 15 SEASONS

RANK	COACH	YEARS	WINS
1.	Mike Tomlin	2007-21	154
	Don Shula	1963-77	154
3.	Sean Payton	2006-21	152*
4.	Bill Cowher	1992-2006	149
5.	Bill Belichick	1991-95, 2000-09	148
*Does not include 2012 suspended season in 15 seasons count			

- Tomlin's .643 career regular-season winning percentage is the seventh-highest by a head coach in his first 15 career seasons.

BEST WIN PERCENTAGE AMONG NFL HEAD COACHES DURING FIRST 15 SEASONS

RANK	COACH	YEARS	WIN PCT.
1.	George Halas	1920-29, 1933-37	.762
2.	Don Shula	1963-77	.751
3.	Curly Lambeau	1921-35	.693
4.	Steve Owen	1930-44	.667
5.	Paul Brown	1946-60	.648
6.	Bud Grant	1967-81	.647
7.	Mike Tomlin	2007-21	.643
8.	Sean Payton	2006-21	.631*
9.	Marty Schottenheimer	1984-98	.630
10.	Chuck Knox	1973-87	.628
*Does not include 2012 suspended season in 15 seasons count			

TOMLIN VS. AFC

- During his career, **Mike Tomlin's** regular-season record against the AFC is 115-64-1 (.642).
- Tomlin's 115 regular-season victories against the AFC are tied for the sixth-most in NFL history.

MOST REGULAR-SEASON WINS VS. AFC BY HEAD COACH IN NFL HISTORY

RANK	COACH	WINS
1.	Bill Belichick	217
2.	Don Shula	190
3.	Chuck Noll	147
4.	Marty Schottenheimer	142
5.	Mike Shanahan	116
6.	Bill Cowher	115
	Mike Tomlin	115
8.	Marv Levy	112
9.	Chuck Knox	109
10.	Andy Reid	108

- Tomlin's .642 regular-season winning percentage against the AFC is the fifth-highest in NFL history.

BEST REGULAR-SEASON WIN PERCENTAGE VS. AFC BY HEAD COACH IN NFL HISTORY

RANK	COACH	W	L	T	WIN PCT.
1.	Tony Dungy	79	29	0	.731
2.	John Madden	70	26	5	.724
3.	Bill Belichick	217	107	0	.670
4.	Andy Reid	108	55	1	.662
5.	Mike Tomlin	115	64	1	.642
6.	Don Shula	109	111	2	.631
7.	Bill Cowher	115	68	0	.628
8.	John Harbaugh	101	67	0	.601
9.	Marty Schottenheimer	142	95	1	.599
10.	Chuck Noll	147	105	1	.583

- Tomlin's regular-season home record against the AFC is 65-25 (.722).
- Tomlin's 65 regular-season home victories against the AFC are the seventh-most in NFL history.

MOST REGULAR-SEASON HOME WINS VS. AFC BY HEAD COACH IN NFL HISTORY

RANK	COACH	WINS
1.	Bill Belichick	122
2.	Don Shula	110
3.	Chuck Noll	91
4.	Marty Schottenheimer	84
5.	Mike Shanahan	68
6.	Chuck Knox	67
7.	Mike Tomlin	65
8.	Bill Cowher	64
	Marv Levy	64
	Dan Reeves	64

- Tomlin's .722 regular-season home winning percentage against the AFC is the fifth-highest in NFL history.

BEST REGULAR-SEASON HOME WIN PERCENTAGE VS. AFC BY HEAD COACH IN NFL HISTORY (MIN. 50 GAMES)

RANK	COACH	W	L	T	WIN PCT.
1.	John Madden	37	11	2	.765
2.	Tony Dungy	41	13	0	.759
3.	Bill Belichick	122	40	0	.753
4.	Don Shula	110	41	1	.727
5.	Mike Tomlin	65	25	0	.722
6.	Chuck Noll	91	36	0	.717
7.	John Harbaugh	60	24	0	.714
8.	Chuck Knox	67	27	0	.713
9.	Marty Schottenheimer	84	34	0	.712
10.	Bill Cowher	64	26	0	.711

- Tomlin's regular-season road record against the AFC is 50-39-1 (.561).
- Tomlin's 50 regular-season road victories against the AFC are the seventh-most in NFL history.

MOST REGULAR-SEASON ROAD WINS VS. AFC BY HEAD COACH IN NFL HISTORY

RANK	COACH	WINS
1.	Bill Belichick	95
2.	Don Shula	80
3.	Marty Schottenheimer	58
4.	Chuck Noll	56
5.	Andy Reid	52
6.	Bill Cowher	51
7.	Mike Tomlin	50
8.	Jeff Fisher	49
9.	Mike Shanahan	48
	Marv Levy	48

- Tomlin's .561 regular-season road winning percentage against the AFC is the fifth-highest in NFL history.

BEST REGULAR-SEASON ROAD WIN PERCENTAGE VS. AFC BY HEAD COACH IN NFL HISTORY (MIN. 50 GAMES)

RANK	COACH	W	L	T	WIN PCT.
1.	Tony Dungy	38	16	0	.704
2.	John Madden	33	15	3	.684
3.	Andy Reid	52	29	1	.640
4.	Bill Belichick	95	67	0	.586
5.	Mike Tomlin	50	39	1	.561
6.	Bill Cowher	51	42	0	.548
7.	Don Shula	80	70	1	.533
8.	Bill Parcells	32	32	0	.500
9.	John Harbaugh	41	43	0	.488
10.	Marty Schottenheimer	58	61	1	.487

- Tomlin's 115 regular-season victories against the AFC are the second-most in the NFL since 2007.

MOST REGULAR-SEASON WINS VS. AFC SINCE 2007

RANK	COACH	WINS
1.	Bill Belichick	135
2.	Mike Tomlin	115
3.	John Harbaugh	101
4.	Andy Reid	91
5.	Marvin Lewis	71

- Pittsburgh's 115 regular-season victories against the AFC under Tomlin are the second-most among AFC teams since 2007.

MOST REGULAR-SEASON WINS VS. AFC SINCE 2007

RANK	TEAM	WINS
1.	New England Patriots	135
2.	Pittsburgh Steelers	115
3.	Indianapolis Colts	105
4.	Baltimore Ravens	103
5.	L.A. Chargers	95
	Kansas City Chiefs	95

- Tomlin's .642 regular-season winning percentage against the AFC is the third-highest since 2007.
- Pittsburgh's 50 regular-season road victories against the AFC under Tomlin are the second-most among AFC teams since 2007.

BEST REGULAR-SEASON WIN PERCENTAGE VS. AFC SINCE 2007 (MIN. 100 GAMES)

RANK	COACH	W	L	T	WIN PCT.
1.	Bill Belichick	135	45	0	.750
2.	Andy Reid	77	31	0	.713
3.	Mike Tomlin	115	64	1	.642
4.	John Harbaugh	101	67	0	.601
5.	Gary Kubiak	55	50	0	.524

- Pittsburgh's .642 regular-season winning percentage against the AFC under Tomlin is the second-highest among AFC teams since 2007.

BEST REGULAR-SEASON WIN PERCENTAGE VS. AFC SINCE 2007

RANK	TEAM	W	L	T	WIN PCT.
1.	New England Patriots	135	45	0	.750
2.	Pittsburgh Steelers	115	64	1	.642
3.	Indianapolis Colts	105	75	0	.583
4.	Baltimore Ravens	103	77	0	.572
5.	L.A. Chargers	95	85	0	.528
	Kansas City Chiefs	95	85	0	.528

- Pittsburgh's 65 regular-season home victories against the AFC under Tomlin are the second-most among AFC teams since 2007.

MOST REGULAR-SEASON HOME WINS VS. AFC SINCE 2007

RANK	TEAM	WINS
1.	New England Patriots	78
2.	Pittsburgh Steelers	65
3.	Baltimore Ravens	62
4.	Indianapolis Colts	59
5.	Houston Texans	52

- Pittsburgh's .722 regular-season home winning percentage against the AFC under Tomlin is the second-highest among AFC teams since 2007.

BEST REGULAR-SEASON ROAD WIN PERCENTAGE VS. AFC SINCE 2007

RANK	TEAM	W	L	T	WIN PCT.
1.	New England Patriots	78	12	0	.867
2.	Pittsburgh Steelers	65	25	0	.722
3.	Baltimore Ravens	62	28	0	.689
4.	Indianapolis Colts	59	31	0	.656
5.	Houston Texans	52	38	0	.578

MOST REGULAR-SEASON ROAD WINS VS. AFC SINCE 2007

RANK	TEAM	WINS
1.	New England Patriots	57
2.	Pittsburgh Steelers	50
3.	Kansas City Chiefs	48
4.	Indianapolis Colts	46
5.	L.A. Chargers	44

- Pittsburgh's .561 regular-season road winning percentage against the AFC under Tomlin is the second-highest among AFC teams since 2007.

BEST REGULAR-SEASON ROAD WIN PERCENTAGE VS. AFC SINCE 2007

RANK	TEAM	W	L	T	WIN PCT.
1.	New England Patriots	57	33	0	.633
2.	Pittsburgh Steelers	50	39	1	.561
3.	Kansas City Chiefs	48	42	0	.533
4.	Indianapolis Colts	46	44	0	.511
5.	L.A. Chargers	44	46	0	.489

- Including the postseason, Tomlin has a .628 winning percentage (122-72-1) against the AFC during his 15 years.

TOMLIN T-150 COACH

- Mike Tomlin is the 20th head coach in NFL history to reach 150 career wins.
- Tomlin registered 150 career victories in the fourth-fewest game in League history.

FEWEST GAMES COACHED TO 150 CAREER VICTORIES

RANK	PLAYER	GAMES
1.	Don Shula	204
2.	George Halas	223
3.	Curly Lambeau	228
4.	Mike Tomlin	232
5.	Bud Grant	239

WIN NO. 140

- Mike Tomlin earned his 140th regular-season win with the Steelers in the 28-24 victory at Baltimore in Week 8 of 2020.
- The game was Tomlin's 215th of his regular-season tenure, tying him with Curly Lambeau for the third-fewest games by an NFL head coach to secure 140 wins.

FEWEST NFL GAMES COACHED TO 140 WINS

RANK	HEAD COACH	TEAMS	GAMES
1.	Don Shula	Baltimore-Miami	185
2.	George Halas	Chicago	210
3.	Mike Tomlin	Pittsburgh	215
	Curly Lambeau	Green Bay	215
5.	Joe Gibbs	Washington	216

NAJEE HARRIS (ING) OPPOSING DEFENSES

- RB **Najee Harris** led NFL rookie running backs in 2021 in carries (307), rushing yards (1,200), rushing TDs (seven), total TDs (10), first downs by rush (62), touches (381), targets (94), receptions (74), receiving yards (467), total first downs gained (84) and yards from scrimmage (1,667).
- Harris led the NFL in touches (381), and did not fumble. No player in the League has as many touches without a fumble in 2021.

MOST TOUCHES BY RUNNING BACK WITHOUT A FUMBLE IN 2021

RANK	PLAYER	TOUCHES
1.	Najee Harris	381
2.	Alvin Kamara	287
3.	Eli Mitchell	226
4.	Darrel Williams	191
5.	Devontae Booker	185

- Harris' 381 touches is the most by a running back without a fumble since at least 2000.

MOST TOUCHES BY RUNNING BACK WITHOUT A FUMBLE SINCE 2000

RANK	PLAYER. YEAR	TOUCHES
1.	Najee Harris, 2021	381
2.	LaDainian Tomlinson, 2007	375
3.	Le'Veon Bell, 2014	373
4.	Ray Rice, 2010	370
5.	Saquon Barkley, 2018	352
6.	Marshall Faulk, 2000	334
7.	Joe Mixon, 2019	313
8.	Curtis Martin, 2002	310
9.	Joseph Addai, 2007	302
10.	Anthony Thomas, 2001	300

- Harris' 381 touches are the most by a rookie running back since Edgerrin James had 431 in 1999 and sixth-most in League history.

MOST SINGLE-SEASON TOUCHES BY ROOKIE RUNNING BACK SINCE 1979 AFL-NFL MERGER

RANK	PLAYER. YEAR	TOUCHES
1.	Eric Dickerson, 1983	441
2.	Edgerrin James, 1999	431
3.	Curtis Martin, 1995	398
	LaDainian Tomlinson, 2001	398
5.	George Rogers, 1981	394
6.	Najee Harris, 2021	381
7.	Matt Forte, 2008	379
8.	Curt Warner, 1983	377
9.	Ottis Anderson, 1979	372
10.	Doug Martin, 2012	368

- Harris ranked among the top five running backs in carries (second), rushing yards (fourth), first downs by rush (third), touches (first), targets (t-first), receptions (first), receiving yards (third), total first downs gained (t-second) and yards from scrimmage (second).
- His 1,200 rushing yards are the most by a rookie running back in franchise history.
- Harris registered the 25th 1,000-yard rushing season in franchise history.

- Harris is the first rookie since Le'Veon Bell in 2017 and second rookie in franchise history to rush for 1,000 yards in a season.
- Harris is the eighth running back in franchise history to rush for 1,000 yards in a season.
- Harris is the 66th rookie in NFL history to rush for 1,000 yards in a season.

MOST RUSHING YARDS BY ROOKIE RUNNING BACK IN FRANCHISE HISTORY

RANK	PLAYER	YDS
1.	Najee Harris, 2021	1,200
2.	Franco Harris, 1972	1,055
3.	Le'Veon Bell, 2013	860
4.	Bam Morris, 1994	836
5.	Tim Worley, 1989	770

- His 1,667 yards from scrimmage are the most by a rookie running in franchise history.

MOST YARDS FROM SCRIMMAGE BY ROOKIE RUNNING BACK IN FRANCHISE HISTORY

RANK	PLAYER	YDS
1.	Najee Harris, 2021	1,667
2.	Le'Veon Bell, 2013	1,259
3.	Franco Harris, 1972	1,235
4.	Bam Morris, 1994	1,040
5.	Tim Worley, 1989	883

- His 1,667 yards from scrimmage are the ninth-most in franchise history.

MOST YARDS FROM SCRIMMAGE IN FRANCHISE HISTORY

RANK	PLAYER	YDS
1.	Le'Veon Bell, 2014	2,215
2.	Barry Foster, 1992	2,034
3.	Le'Veon Bell, 2017	1,946
4.	Le'Veon Bell, 2016	1,884
5.	Antonio Brown, 2015	1,862
6.	Jerome Bettis, 1997	1,775
7.	Willie Parker, 2006	1,716
8.	Antonio Brown, 2014	1,711
9.	Najee Harris, 2021	1,667
10.	Jerome Bettis, 1996	1,563

- His 74 receptions are the most by a rookie running back in franchise history.

MOST RECEPTIONS BY ROOKIE RUNNING BACK IN FRANCHISE HISTORY

RANK	PLAYER	REC.
1.	Najee Harris, 2021	74
2.	Le'Veon Bell, 2013	45
3.	Rich Erenberg, 1984	38
4.	Jaylen Samuels, 2018	26
5.	Bam Morris, 1994	22

- His 74 receptions are the most by a rookie in franchise history.

MOST RECEPTIONS BY ROOKIE IN FRANCHISE HISTORY

RANK	PLAYER	REC.
1.	Najee Harris, 2021	74
2.	Chase Claypool, 2020	62
3.	Troy Edwards, 1999	61
4.	Pat Freiermuth, 2021	60
5.	Diontae Johnson, 2019	59

- His 74 receptions are the seventh-most by a rookie running back in NFL history.

MOST RECEPTIONS BY ROOKIE RUNNING BACK IN NFL HISTORY

RANK	PLAYER	REC.
1.	Saquon Barkley, N.Y. Giants (2018)	91
2.	Reggie Bush, New Orleans Saints (2006)	88
3.	Earl Cooper, San Francisco 49ers (1980)	83
4.	Alvin Kamara, New Orleans Saints (2017)	81
5.	Christian McCaffrey, Carolina Panthers (2017)	80
6.	Terry Kirby, Miami Dolphins (1993)	75
7.	Najee Harris, Pittsburgh Steelers (2021)	74
8.	Mike Alstott, Tampa Bay Buccaneers	65
9.	Nyheim Hines, Indianapolis Colts (2018)	63
	Matt Forte, Chicago Bears (2008)	63

- His 467 receiving yards are the most by a rookie running back in franchise history.

MOST RECEIVING YARDS BY ROOKIE RUNNING IN FRANCHISE HISTORY

RANK	PLAYER	REC. YDS
1.	Najee Harris, 2021	467
2.	Le'Veon Bell, 2013	399
3.	Rich Erenberg, 1984	358
4.	Bam Morris, 1994	204
5.	Jaylen Samuels, 2018	199

- His three receiving TDs are tied for the most by a rookie running back in franchise history.

MOST RECEIVING TDS BY ROOKIE RUNNING IN FRANCHISE HISTORY

RANK	PLAYER	REC. TDS
1.	Najee Harris, 2021	3
2.	Jaylen Samuels, 2018	3
3.	Eight players tied with	1

- Harris rushed for a career-high 188 yards on 28 carries, including a 37-yard TD run with 0:51 remaining in the fourth quarter that extended the Steelers lead, 26-14, in Week 17 vs. Cleveland.
- His 188 yards rushing are the most for a rookie this season in the NFL and most by a Steelers rookie in franchise history.
- His 188 yards rushing are the eighth-most in franchise history and most by a Steelers running back since Le'Veon Bell rushed for a franchise-record 236 yards on Dec. 11, 2016, at Buffalo.

MOST RUSH YARDS IN SINGLE-GAME FRANCHISE HISTORY

RANK	PLAYER (DATE, OPP.)	YARDS
1.	Le'Veon Bell (12/11/16 at Buffalo)	236
2.	Willie Parker (12/7/06 vs. Cleveland)	223
3.	John Fuqua (12/20/70 at Philadelphia)	218
4.	Willie Parker (11/12/06 vs. New Orleans)	213
5.	Le'Veon Bell (11/17/14 at Tennessee)	204
6.	John Henry Johnson (10/10/64 at Cleveland)	200
7.	Barry Foster (9/13/92 vs. N.Y. Jets)	190
8.	Najee Harris (1/3/22 vs. Cleveland)	188
9.	Le'Veon Bell (12/7/14 at Cincinnati)	185
10.	John Henry Johnson (12/11/60 vs. Philadelphia)	182

- Harris registered three 100-yard rushing games and 100-yard receiving game in 2021.
- Harris was the first NFL rookie running back to register three or more 100-yard rushing games, and a 100-yard receiving game, in the same season since Washington's Roy Helu Jr. in 2011.
- Harris was the first rookie running back in franchise history and eighth in NFL history to register three or more 100-yard rushing games, and a 100-yard receiving game, in the same season since 1949.
- Harris joined Helu Jr., Tampa Bay's Warrick Dunn (1997), Indianapolis' Marshall Faulk (1994), Dallas' Emmitt Smith (1990), Kansas City's Joe Delaney (1981), San Diego Chargers' Don Woods (1974) and Chicago's Gale Sayers (1965).

THREE OR MORE 100-YARD RUSHING GAMES AND 100-YARD RECEIVING GAME IN ROOKIE SEASON BY RUNNING BACK SINCE 1949

PLAYER	100-YD RUSH	100-YD REC.	YEAR
Najee Harris, PIT	3	1	2021
Roy Helu Jr., WFT	3	1	2011
Warrick Dunn, TB	5	1	1997
Marshall Faulk, IND	4	1	1994
Emmitt Smith, DAL	3	1	1990
Joe Delaney, KC	5	1	1981
Don Woods, SD	7	1	1974
Gale Sayers, CHI	3	1	1965

- Harris rushed for 105 yards on 26 carries and added four catches for 28 yards vs. Detroit in Week 10.
- Harris rushed 23 times for 122 yards (5.3 yards/rush) and one TD vs. Denver in Week 5. His 122 yards rushing were the most by a Steeler since James Conner vs. Miami in Week 8 of 2019 (145).
- Harris was the second rookie in franchise history to register three or more 100-yard rushing games in a season and first since Franco Harris had a franchise-record seven in 1972.

MOST 100-YD RUSHING GAMES BY ROOKIE RUNNING BACK IN FRANCHISE HISTORY

RANK	PLAYER, YEAR	GAMES
1.	Franco Harris, 1972	7
2.	Najee Harris, 2021	3
3.	Bam Morris, 1994	2
	Tim Worley, 1989	2
5.	Five players tied with	1

- Harris' seven rushing TDs were tied for the third-most by a rookie running back in franchise history.

MOST RUSH TDS BY ROOKIE RUNNING BACK IN FRANCHISE HISTORY

RANK	PLAYER, YEAR	TDS
1.	Franco Harris, 1972	10
2.	Le'Veon Bell, 2013	8
3.	Najee Harris, 2021	7
	Bam Morris, 1994	7
5.	Tim Worley, 1989	5

- His 10 scrimmage TDs were the second-most by a rookie running back in franchise history.

MOST SCRIMMAGE TDS BY ROOKIE RUNNING BACK IN FRANCHISE HISTORY

RANK	PLAYER, YEAR	TDS
1.	Franco Harris, 1972	11
2.	Najee Harris, 2021	10
3.	Le'Veon Bell, 2013	8
4.	Bam Morris, 1994	7
5.	Tim Worley, 1989	5

- Harris' 10 scrimmage TDs were tied for the third-most by a rookie in franchise history.

MOST SCRIMMAGE TDS BY ROOKIE IN FRANCHISE HISTORY

RANK	PLAYER, YEAR	TDS
1.	Chase Claypool, 2020	11
	Franco Harris, 1972	11
3.	Najee Harris, 2021	10
	Louis Lipps, 1984	10
5.	Le'Veon Bell, 2013	8
	Martavis Bryant, 2014	8

- Harris registered the first 100-yard rushing game for a Steeler since James Conner had 101 yards vs. Cleveland in Week 6 of 2020.
- Harris caught 14 passes for 102 yards and rushed for 40 yards on 14 carries vs. Cincinnati in Week 3.
- His 14 receptions are the most in franchise history by a running back and tied for the third-most in Steelers history by any player.

MOST RECEPTIONS BY RUNNING BACK IN SINGLE-GAME FRANCHISE HISTORY

RANK	PLAYER	REC.
1.	Najee Harris vs. Cincinnati, 9/26/2021	14
2.	Jaylen Samuels vs. Indianapolis, 11/3/2019	13
3.	Le'Veon Bell vs. Green Bay, 11/26/2017	12
4.	Franco Harris vs. Cincinnati, 9/19/1982	11
5.	Le'Veon Bell vs. New England, 10/23/2016	10
	Le'Veon Bell vs. Jacksonville, 10/8/2017	10

MOST RECEPTIONS IN SINGLE-GAME FRANCHISE HISTORY

RANK	PLAYER	REC.
1.	Antonio Brown vs. Oakland, 11/8/2015	17
2.	Antonio Brown vs. Denver, 12/20/2015	16
3.	Najee Harris vs. Cincinnati, 9/26/2021	14
	Antonio Brown vs. Dallas, 11/13/2016	14
	Antonio Brown at New Orleans, 12/23/2018	14
	Courtney Hawkins vs. Tennessee, 11/1/1998	14

- His 14 receptions are tied for the seventh-most in League history by a running back.

MOST RECEPTIONS IN SINGLE-GAME NFL HISTORY

RANK	PLAYER	REC.
1.	Clark Gaines vs. San Francisco, 9/21/1980	17
2.	William Andrews vs. Pittsburgh, 11/15/1981	15
	Austin Ekeler vs. Denver, 10/6/2019	15
	Alvin Kamara at Atlanta, 9/23/2018	15
	Christian McCaffrey at Indianapolis, 12/22/2019	15
	Ricky Young vs. New England, 12/16/1979	15
t-7.	Najee Harris vs. Cincinnati, 9/26/2021	14

- Harris' 14 catches are tied with Saquon Barkley (September 16, 2018) and Roy Helu (November 6, 2011) for the most receptions by a rookie running back in single-game NFL history.

MOST RECEPTIONS BY ROOKIE RUNNING BACK IN SINGLE-GAME NFL HISTORY

RANK	PLAYER	REC.
1.	Najee Harris vs. Cincinnati, 9/26/2021	14
	Saquon Barkley at Dallas, 9/16/2018	14
	Roy Helu vs. San Francisco, 9/26/2011	14
4.	LaDainian Tomlinson vs. Arizona, 11/25/2001	13
5.	Four players tied with	12

- Harris registered the sixth 100-yard receiving game by a running back in franchise history. It marked the first 100-yard receiving game by a running back since Le'Veon Bell vs. Cincinnati on Dec. 4, 2017.
- Harris is the fourth running back in franchise history to post a 100-yard receiving game.

MOST RECEIVING YARDS BY RUNNING BACK IN SINGLE-GAME FRANCHISE HISTORY

RANK	PLAYER	YDS
1.	Le'Veon Bell vs. New Orleans, 11/30/2014	159
2.	French Fuqua vs. Cleveland, 11/29/1970	116
3.	Le'Veon Bell at Cincinnati, 12/4/2017	106
4.	Isaac Redman at Tennessee, 10/11/2012	105
5.	Najee Harris vs. Cincinnati, 9/26/2021	102

FREIERMUTH, FLYING HIGH

- TE **Pat Freiermuth** led NFL rookie tight ends in 2021 in TD receptions (seven), and ranked second in targets (79), receptions (60), receiving yards (497), yards after the catch (247) and first downs gained (34).
- His seven TD receptions nearly exceeded the rest of the entire rookie TE class (nine).

- His seven TD receptions are tied for the most by a rookie tight end in franchise history.

MOST TD RECEPTIONS BY ROOKIE TE IN FRANCHISE HISTORY

RANK	PLAYER	TDS
1.	Pat Freiermuth, 2021	7
	Eric Green, 1990	7
3.	Heath Miller, 2005	6
4.	Dennis Hughes, 1970	3
	Matt Spaeth, 2007	3
	Mark Bruener, 1995	3

- His seven TD receptions are tied for the fourth-most by a rookie tight end in NFL history.

MOST TD RECEPTIONS BY ROOKIE TE IN NFL HISTORY

RANK	PLAYER	TDS
1.	Rob Gronkowski, New England (2010)	10
2.	Junior Miller, Atlanta (1980)	9
3.	Hunter Henry, San Diego (2016)	8
4.	Pat Freiermuth, Pittsburgh (2021)	7
	Heath Miller, Pittsburgh (2005)	7
	Joseph Fauria, Detroit (2013)	7
	Raymond Chester, Oakland (1970)	7

- His 60 receptions are the most by a rookie tight end in franchise history.

MOST RECEPTIONS BY ROOKIE TE IN FRANCHISE HISTORY

RANK	PLAYER	REC.
1.	Pat Freiermuth, 2021	60
2.	Heath Miller, 2005	39
3.	Eric Green, 1990	34
4.	Marc Bruener, 1995	26
5.	Dennis Hughes, 1970	24

- His 60 receptions are the fourth-most by a rookie in franchise history.

MOST RECEPTIONS BY ROOKIE IN FRANCHISE HISTORY

RANK	PLAYER	REC.
1.	Najee Harris, 2021	74
2.	Chase Claypool, 2020	62
3.	Troy Edwards, 1999	61
4.	Pat Freiermuth, 2021	60
5.	Diontae Johnson, 2019	59

- Freiermuth is the fourth rookie in franchise history with 60 or more receptions in a season.
- Freiermuth is the fifth rookie tight end in NFL history with 60 or more receptions in a season.
- His 60 receptions are the fifth-most by a rookie tight end in NFL history.

MOST RECEPTIONS BY ROOKIE TE IN NFL HISTORY

RANK	PLAYER	REC.
1.	Keith Jackson, Philadelphia (1988)	81
2.	Jeremy Shockey, N.Y. Giants (2002)	74
3.	Kyle Pitts, Atlanta (2021)	68
4.	Evan Engram, N.Y. Giants (2017)	64
5.	Pat Freiermuth, Pittsburgh (2021)	60
6.	Charle Young, Philadelphia (1973)	55
	John Carlson, Seattle (2008)	55
8.	Timothy Wright, Tampa Bay (2013)	54
	Cameron Cleeland, New Orleans (1998)	54
10.	Jermain Gresham, Cincinnati (2010)	52

- His 497 receiving yards are the most by a rookie tight end in franchise history.

MOST RECEIVING YARDS BY ROOKIE TE IN FRANCHISE HISTORY

RANK	PLAYER. YEAR	YDS.
1.	Pat Freiermuth, 2021	497
2.	Heith Miller, 2005	459
3.	Eric Green, 1990	387
4.	Dennis Hughes, 1970	332
5.	John McMakin, 1972	277

- Freiermuth caught a 15-yard TD pass from QB Ben Roethlisberger with 4:14 remaining in the fourth quarter that cut the Steelers' deficit to 36-26 in Week 14 at Minnesota.
- Freiermuth caught five passes for 43 yards, including a pair of TD receptions, in the Week 9 victory over Chicago.
- Freiermuth is the eighth tight end in the League with two TD catches in a game since 2011.
- Freiermuth is the first Steelers rookie tight end with two TD catches in a game since Heath Miller vs. Baltimore in Week 8 of 2005.
- Freiermuth is the fifth Steelers rookie TE with two or more TD catches in a game.

MOST TD RECEPTIONS BY ROOKIE TE IN SINGLE-GAME FRANCHISE HISTORY

RANK	PLAYER	TDS
1.	Eric Green at Denver, 10/14/1990	3
2.	Pat Freiermuth vs. Chicago, 11/8/2021	2
	Dennis Hughes vs. Cincinnati, 11/2/1970	2
	Eric Green vs. San Diego Chargers, 10/7/1990	2
	Heath Miller vs. Baltimore, 10/31/2005	2

JOHNSON LEADS WIDE RECEIVER CORP

- WR Diontae Johnson led the Steelers in 2021 in targets (169), receptions (107), receiving yards (1,161), yards after the catch (527), TD receptions (eight) and first downs by reception (59).
- Johnson ranked among the top-10 wideouts in the NFL in targets (t-second), receptions (t-fifth), receiving yards (10th) and yards after the catch (eighth).

CATEGORY	STAT	NFL RANK (LEADER)
Targets	169	t-2nd (Cooper Kupp, 191)
Receptions	107	t-5th (Cooper Kupp, 145)
Yards after the catch	527	8th (Cooper Kupp, 846)
Receiving Yards	1,161	10th (Cooper Kupp, 1,947)

- Johnson registered the ninth 100-reception season in franchise history.
- Johnson is the fourth wide receiver in franchise history with 100 receptions in a season.
- Johnson's 107 receptions are the sixth-most in single-season franchise history.

MOST RECEPTIONS IN SINGLE-SEASON IN FRANCHISE HISTORY

RANK	PLAYER, YEAR	REC.
1.	Antonio Brown, 2015	136
2.	Antonio Brown, 2014	129
3.	Hines Ward, 2002	112
4.	JuJu Smith-Schuster, 2018	111
5.	Diontae Johnson, 2021	107
6.	Antonio Brown, 2013	110
7.	Antonio Brown, 2016	106
8.	Antonio Brown, 2018	104
9.	Antonio Brown, 2017	101
10.	JuJu Smith-Schuster, 2020	97

- Johnson registered his first career 1,000-yard receiving season in 2021. He recorded the 31st 1,000-yard receiving season in franchise history. Johnson is the 13th player in franchise history to register a 1,000-yard receiving season.
- Johnson caught eight passes for 105 yards and two TDs in the Week 13 victory over Baltimore. He hauled in a 29-yard TD pass with 14:08 remaining in the fourth quarter that cut the Steelers' deficit to 10-9. Johnson then added a five-yard TD pass with 1:48 remaining in the fourth quarter that gave the Steelers a 20-13 lead.
- Johnson was the fourth Steelers' wideout with multiple TD grabs in the fourth quarter of a game in franchise history and first since Antonio Brown in Week 13 of 2014 vs. New Orleans.

MOST FOURTH-QUARTER TD RECEPTIONS IN SINGLE-GAME FRANCHISE HISTORY

RANK	PLAYER	TDs
1.	Diontae Johnson vs. Baltimore, 12/5/2021	2
	Vance McDonald vs. Seattle, 9/15/2019	2
	Antonio Brown vs. New Orleans, 11/30/2014	2
	Mike Wallace vs. New England, 11/14/2010	2

- Johnson registered 75+ yards receiving in eight games in 2021, which was tied for the fifth-most in the NFL.

MOST 75+ YARD RECEIVING GAMES IN 2021

RANK	PLAYER	GAMES
1.	Cooper Kupp, L.A. Rams	16
2.	Davante Adams, Green Bay Packers	11
	Justin Jefferson, Minnesota Vikings	11
4.	Keenan Allen, L.A. Chargers	9
5.	Diontae Johnson, Pittsburgh Steelers	8
	Tyreek Hill, Kansas City Chiefs	8
	Ja'Marr Chase, Cincinnati Bengals	8
	Mike Evans, Tampa Bay Buccaneers	8
	Deebo Samuel, San Francisco 49ers	8

- Johnson has recorded five or more catches in 12 straight games, which is the second-longest active streak in the NFL.

LONGEST ACTIVE NFL STREAK WITH 5+ RECEPTIONS

RANK	PLAYER	GAMES
1.	Cooper Kupp, L.A. Rams	21
2.	Diontae Johnson, Pittsburgh Steelers	12
3.	Davante Adams, Green Bay Packers	10
4.	Amon-Ra St. Brown, Detroit Lions	6
5.	Mark Andrews, Baltimore Ravens	5
	Zay Jones, Las Vegas Raiders	5
	Zach Ertz, Arizona Cardinals	5

- Johnson has recorded five or more catches in 12 straight games, which is the third-longest streak in franchise history.

LONGEST STREAK WITH 5+ RECEPTIONS IN FRANCHISE HISTORY

RANK	PLAYER	GAMES
1.	Antonio Brown, 2013-15	36
2.	Antonio Brown, 2018	13
3.	Diontae Johnson, 2021	12
4.	Antonio Brown, 2015-16	11
5.	Hines Ward, 2002	8

STACKING UP SACKS

- Pittsburgh's NFL record streak of 75 consecutive regular-season games with a sack came to an end in Week 3 of 2021 vs. Cincinnati.
- The Steelers' streak started on Nov. 6, 2016 at Baltimore.
- Pittsburgh's previous game that did not include a defensive sack came on Oct. 23, 2016 vs. New England.

STEELERS LONGEST STREAK OF CONSECUTIVE GAMES WITH AT LEAST 1 SACK

RANK	DATES	STRK
1.	Nov. 6, 2016 - Sept. 19, 2021	75
2.	Nov. 3, 2008 - Nov. 8, 2010	33
3.	Jan. 2, 2005 - Nov. 19, 2006	27
4.	Dec. 21, 1997 - Nov. 14, 1999	26
	Sept. 13, 1992 - Nov. 28, 1993	26

- The previous NFL record for consecutive games with at least 1.0 sack was 69 games by Tampa Bay (Oct. 10, 1999 to Nov. 9, 2003). Head coach **Mike Tomlin** was on the Buccaneers staff during the final three seasons of the streak.

LONGEST STREAK OF CONSECUTIVE GAMES WITH AT LEAST 1 SACK IN NFL HISTORY

RANK	TEAM (YEARS)	GAMES
1.	Pittsburgh Steelers (2016-2021)	75
2.	Tampa Bay Buccaneers (1999-2003)	69
3.	New Orleans Saints (1994-98)	60
	Washington Football Team (1984-87)	60
5.	Arizona Cardinals (2015-19)	59

- The Steelers have registered a sack in 89 of their last 91 games, dating back to Nov. 6, 2016 at Baltimore.
- Pittsburgh has recorded a sack in 220 of **Mike Tomlin's** 241 career games as head coach.
- Pittsburgh has registered at least 3.0 sacks in 21 games since the start of the 2020 season, which is tied for the most in the NFL over the span.

MOST GAMES WITH 3.0 SACKS SINCE 2020

RANK	TEAM	GAMES
1.	Pittsburgh Steelers	21
	L.A. Rams	21
3.	Arizona Cardinals	18
	Tampa Bay Buccaneers	18
	New Orleans Saints	18

- The Steelers have registered at least 3.0 sacks in 31 games since the start of the 2019 season, which is tied for the most in the NFL over the span.

MOST GAMES WITH 3.0 SACKS SINCE 2019

RANK	TEAM	GAMES
1.	Pittsburgh Steelers	31
	L.A. Rams	31
3.	Tampa Bay Buccaneers	26
	New Orleans Saints	26
5.	Washington Football Team	25

- Pittsburgh has recorded at least 4.0 sacks in 14 games since the start of the 2020 season, which is the most in the NFL over the span.

MOST GAMES WITH 4.0 SACKS SINCE 2020

RANK	TEAM	GAMES
1.	Pittsburgh Steelers	14
2.	L.A. Rams	12
3.	Washington Football Team	10
	Tampa Bay Buccaneers	10
	Chicago Bears	10

- Pittsburgh has recorded at least 4.0 sacks in 23 games since the start of the 2019, which is the most in the NFL over the span.

MOST GAMES WITH 4.0 SACKS SINCE 2019

RANK	TEAM	GAMES
1.	Pittsburgh Steelers	23
2.	L.A. Rams	17
3.	Washington Football Team	15
	Tampa Bay Buccaneers	15
5.	Chicago Bears	14

- Pittsburgh has registered at least 5.0 sacks in seven games since the start of the 2020 season, which is tied for the most in the NFL over the span.

MOST GAMES WITH 5.0 SACKS SINCE 2020

RANK	TEAM	GAMES
1.	Pittsburgh Steelers	7
	Tampa Bay Buccaneers	7
	L.A. Rams	7
4.	Miami Dolphins	6
5.	Arizona Cardinals	5
	Baltimore Ravens	5
	Buffalo Bills	5

- The Steelers have also registered 5.0 or more sacks in 12 games since the start of the 2019 season, which is tied for the most in the NFL over the span.

MOST GAMES WITH 5.0 SACKS SINCE 2019

RANK	TEAM	GAMES
1.	Pittsburgh Steelers	12
	Tampa Bay Buccaneers	12
	L.A. Rams	12
4.	New Orleans Saints	8
5.	Six teams tied with	7

BLITZBURGH

- Pittsburgh led the NFL with 55.0 sacks in 2021. The Steelers have led the League in sacks in each of the previous five seasons (2017-21). The Steelers are the first team in NFL history to lead the NFL in sacks in four straight seasons, let alone five.
- The Steelers either lead the NFL or tied for the League lead in sacks dating back to the start of every season since 1988.

MOST SACKS DATING BACK TO START OF EVERY SEASON SINCE 1988

YEAR	SACKS	NFL RANK	SECOND IN NFL
2021	55	1st	Minnesota, 51
2020-	111	1st	L.A. Rams, 103
2019-	165	1st	L.A. Rams, 153
2018-	217	1st	L.A. Rams, 194
2017-	273	1st	L.A. Rams, 242
2016-	311	1st	L.A. Rams, 273
2015-	359	1st	L.A. Rams, 314
2014-	392	1st	L.A. Rams, 354
2013-	426	1st	L.A. Rams, 407
2012-	463	1st	L.A. Rams, 459
2011-	498	t-1st	L.A. Rams, 498
2010-	546	1st	L.A. Rams, 541
2009-	593	1st	L.A. Rams, 566
2008-	644	1st	L.A. Rams, 596
2007-	680	1st	Minnesota, 631
2006-	719	1st	L.A. Rams, 661
2005-	766	1st	L.A. Rams, 702
2004-	807	1st	L.A. Rams, 736
2003-	842	1st	L.A. Rams, 778
2002-	892	1st	Philadelphia, 818
2001-	947	1st	Philadelphia, 863
2000-	986	1st	Philadelphia, 913
1999-	1,025	1st	L.A. Rams, 968
1998-	1,066	1st	L.A. Rams, 1,018
1997-	1,114	1st	L.A. Rams, 1,056
1996-	1,165	1st	L.A. Rams, 1,088
1995-	1,207	1st	L.A. Rams, 1,124
1994-	1,262	1st	Philadelphia, 1,165
1993-	1,304	1st	Philadelphia, 1,201
1992-	1,340	1st	Philadelphia, 1,256
1991-	1,378	1st	Philadelphia, 1,311
1990-	1,412	1st	Philadelphia, 1,356
1989-	1,443	1st	Philadelphia, 1,418
1988-	1,462	1st	Philadelphia, 1,460

- Pittsburgh registered 9.0 sacks in Week 17 of 2021 vs. Cleveland, which is the most since Oct. 21, 2001 at Tampa Bay when the Steelers had a franchise-tying record 10 and tied for the fifth-most in franchise history.

MOST STEELERS SACKS IN SINGLE-GAME SINCE 1982

RANK	OPP., DATE	SACKS
1.	at Cincinnati, 11/29/1992	10.0
	at Tampa Bay, 10/21/2001	10.0
	at Arizona, 11/30/1997	10.0
	vs. Cincinnati, 10/13/1996	10.0
5.	vs. Cleveland, 1/3/2022	9.0
	at Cincinnati, 10/13/1996	9.0

- The Steelers are the first team in the NFL to record 50 or more sacks in five consecutive seasons since Washington, Chicago and Dallas (1983-87).
- Pittsburgh is the fourth team to accomplish the feat since sacks became an official statistic in 1982.
- The five-year streak with 50 or more sacks is tied for the longest in NFL history.

NFL MOST CONSECUTIVE 50-SACK SEASONS SINCE 1982

RANK	TEAM	SEASONS
1.	Pittsburgh Steelers (2017-21)	5
	Washington (1983-87)	5
	Chicago Bears (1983-87)	5
	Dallas Cowboys (1983-87)	5
5.	N.Y. Giants (1985-88)	4
	Philadelphia Eagles (1984-87)	4
	San Francisco 49ers (1983-86)	4
	L.A. Raiders (1983-86)	4

- The Steelers have eclipsed the 50-sack plateau 11 times since sacks became an official statistic in 1982. No NFL team has registered more 50-sack seasons over that span.

NFL MOST 50-SACK SEASONS SINCE 1982

RANK	TEAM	SEASONS
1.	Pittsburgh Steelers	11
2.	Philadelphia Eagles	10
3.	New Orleans Saints	9
	L.A. Rams	9
5.	N.Y. Giants	7

STEELERS GROUND THE PASSING GAME

- Baltimore QB Tyler Huntley completed just 51.6% of his passes (16-of-31) in Week 18 of 2021. The Steelers have limited 18 opponents below a 60.0 completion percentage since the start of the 2020 season, which is tied for the most in the NFL over the span.

MOST GAMES WITH 60.0 OR LESS OPPONENT COMPLETION PERCENTAGE SINCE 2020

RANK	TEAM	GAMES
1.	Pittsburgh Steelers	18
	Buffalo Bills	18
3.	New Orleans Saints	16
4.	Kansas City Chiefs	13
5.	Arizona Cardinals	12

- Pittsburgh has limited 26 opponents below a 60.0 completion percentage since the start of the 2019 season, which leads the NFL over the span.

MOST GAMES WITH 60.0 OR LESS OPPONENT COMPLETION PERCENTAGE SINCE 2019

RANK	TEAM	GAMES
1.	Pittsburgh Steelers	26
2.	New Orleans Saints	23
	Buffalo Bills	23
4.	New England Patriots	21
5.	Green Bay Packers	20

- Baltimore QB Tyler Huntley threw for just 141 yards in Week 18 of 2021. Pittsburgh has limited 25 opponents to 200 passing yards or less since the start of the 2019 season, which is the fourth-most in the NFL over the span.

MOST GAMES OF 200 PASSING YARDS ALLOWED OR LESS SINCE 2019

RANK	TEAM	GAMES
1.	New England Patriots	28
2.	San Francisco 49ers	27
	Buffalo Bills	27
4.	Pittsburgh Steelers	25
5.	L.A. Chargers	24

- Pittsburgh has limited 14 opponents to 200 passing yards or less since the start of the 2020 season, which is tied for the fifth-most in the NFL over the span.

MOST GAMES OF 200 PASSING YARDS ALLOWED OR LESS SINCE 2020

RANK	TEAM	GAMES
1.	New England Patriots	18
	Buffalo Bills	18
3.	San Francisco 49ers	17
4.	Carolina Panthers	16
t-5.	Pittsburgh Steelers	14

- Pittsburgh has allowed 300 or more passing yards in a game just twice since the start of the 2020 season, which is tied for the fewest in the NFL over the span. The quarterbacks to throw for 300 yards against the Steelers over their last 29 games, include Justin Herbert (Week 11, at Los Angeles, 2021) and Derek Carr (Week 2, vs. Las Vegas, 2021).

FEWEST 300-YARD+ PASSING YARDS ALLOWED SINCE 2020

RANK	TEAM	GAMES
1.	Pittsburgh Steelers	2
	Green Bay Packers	2
3.	New Orleans Saints	3
	Arizona Cardinals	3

- Pittsburgh has allowed just four 300-yard passers since the start of the 2019 season, which is the fewest in the NFL over the span. The quarterbacks to throw for 300 yards against the Steelers over their last 48 games, include Justin Herbert (2021, Week 11 at L.A. Chargers), Derek Carr (2021, Week 2 vs. Las Vegas), Tom Brady (2019, Week 1 at New England) and Philip Rivers (2019, Week 6 at L.A. Chargers).

FEWEST 300-YARD+ PASSING YARDS ALLOWED SINCE 2019

RANK	TEAM	GAMES
1.	Pittsburgh Steelers	4
2.	Green Bay Packers	5
	New England Patriots	5
	New Orleans Saints	5
	Chicago Bears	5

- Pittsburgh limited the Lions to 77 net yards passing in Week 10 of 2021, which is the fewest net passing yards by a Steelers’ opponent in 2021 and fewest since Week 17 of 2018 when Cincinnati managed just 71 net yards passing.

300: RISE OF AN EMPIRE

- Cleveland managed just 232 yards of total offense in Week 17 of 2021. The Steelers have held 22 opponents to 306 total yards or less since the start of the 2019 season, which is tied for the third-most in the NFL over the span.

MOST GAMES OF 306 YARDS ALLOWED OR LESS SINCE 2019

RANK	TEAM	GAMES
1.	San Francisco 49ers	27
	Buffalo Bills	27
3.	Pittsburgh Steelers	22
	New England Patriots	22
5.	Chicago Bears	21
	New Orleans Saints	21

STEELERS TAKEAWAYS

- Pittsburgh has registered 87 takeaways since the start of the 2019 season, which is the second-most in the NFL over the span.

NFL MOST TAKEAWAYS SINCE 2019

RANK	TEAM	TAKEAWAYS
1.	New England Patriots	88
2.	Pittsburgh Steelers	87
3.	Tampa Bay Buccaneers	82
4.	Indianapolis Colts	81
5.	Buffalo Bills	79

- Pittsburgh has registered 49 takeaways since the start of the 2020 season, which is tied for the ninth-most in the NFL over the span.

NFL MOST TAKEAWAYS SINCE 2020

RANK	TEAM	TAKEAWAYS
1.	Indianapolis Colts	58
2.	Buffalo Bills	56
	Dallas Cowboys	56
4.	Tampa Bay Buccaneers	54
	Miami Dolphins	54
6.	New England Patriots	52
7.	Kansas City Chiefs	51
	New Orleans Saints	51
9.	Pittsburgh Steelers	49
10.	Arizona Cardinals	48

- The Steelers have forced a turnover in 40 games since the start of the 2019 season, which is tied for the third-most in the NFL over the span.

NFL MOST GAMES WITH AT LEAST ONE TAKEAWAY SINCE 2019

RANK	TEAM	GAMES
1.	Tampa Bay Buccaneers	43
2.	Minnesota Vikings	41
3.	Pittsburgh Steelers	40
	Indianapolis Colts	40
	New England Patriots	40
	Seattle Seahawks	40

- The Steelers have forced multiple turnovers in 29 games since the start of the 2019 season, which leads the NFL over the span.

NFL MOST GAMES WITH MULTIPLE TAKEAWAYS SINCE 2019

RANK	TEAM	GAMES
1.	Pittsburgh Steelers	29
2.	Indianapolis Colts	27
3.	Tampa Bay Buccaneers	24
4.	L.A. Rams	23
	Dallas Cowboys	23
	New England Patriots	23

- Pittsburgh has forced three or more turnovers in 11 different games since the start of the 2019 season, which is tied for the third-most in the NFL over the span.

MOST GAMES WITH THREE TAKEAWAYS SINCE 2019

RANK	TEAM	GAMES
1.	New England Patriots	14
2.	New Orleans Saints	13
3.	Pittsburgh Steelers	11
	Dallas Cowboys	11
5.	Indianapolis Colts	10
	Arizona Cardinals	10
	Green Bay Packers	10
	Tennessee Titans	10
	Seattle Seahawks	10

- Pittsburgh has forced four or more turnovers in six different games since the start of the 2019 season, which is the fourth-most in the NFL over the span.

MOST GAMES WITH FOUR TAKEAWAYS SINCE 2019

RANK	TEAM	GAMES
1.	New England Patriots	8
2.	Buffalo Bills	7
	Dallas Cowboys	7
4.	Pittsburgh Steelers	6
5.	San Francisco 49ers	5
	Tampa Bay Buccaneers	5

- Pittsburgh has recorded 51 interceptions since the start of the 2019 season, which is the second-most in the NFL over the span.

NFL MOST INTERCEPTIONS SINCE 2019

RANK	TEAM	INT
1.	New England Patriots	66
2.	Pittsburgh Steelers	51
3.	Indianapolis Colts	49
	New Orleans Saints	49
5.	Buffalo Bills	48
	Minnesota Vikings	48

- Pittsburgh has recovered 33 opponent fumbles since the start of the 2019 season, which the second-most in the NFL over the span.

NFL MOST FUMBLE RECOVERIES SINCE 2019

RANK	TEAM	FR
1.	Tampa Bay Buccaneers	37
2.	Pittsburgh Steelers	33
3.	Indianapolis Colts	30
	Baltimore Ravens	30
	Arizona Cardinals	30

- Pittsburgh has registered 47 forced fumbles since the start of the 2019 season, which is the fourth-most in the NFL over the span.

NFL MOST FORCED FUMBLES SINCE 2019

RANK	TEAM	FF
1.	San Francisco 49ers	54
2.	Arizona Cardinals	51
3.	Tampa Bay Buccaneers	50
4.	Pittsburgh Steelers	47
5.	Baltimore Ravens	45

STEELERS DOMINATE THE LINE OF SCRIMMAGE

- Pittsburgh registered 94 tackles for loss in 2021, which were the second-most in the NFL. This came one season after the Steelers led the League with 103 tackles for loss, which was the most ever by the franchise and tied for the third-most in the League since 2008.
- The Steelers lead the NFL in tackles for loss dating back to the start of every season since 2017.

MOST TFL DATING BACK TO THE START OF EVERY SEASON SINCE 2017

YEAR	TFL	NFL RANK	SECOND IN NFL
2020-	197	1st	Tampa Bay, 172
2019-	289	1st	Buffalo, 263
2018-	369	1st	Arizona, 359
2017-	469	1st	Arizona, 450

- Pittsburgh recorded 10 tackles for loss vs. Cleveland in Week 17 of 2021, which is tied for the 10th-most in franchise history.
- The Steelers have recorded at least 10 tackles for loss in four different games since the start of the 2020 season, which leads the NFL over the span (no other team in the League has more than two).

MOST GAMES WITH 10+ TFL SINCE 2020

RANK	TEAM	GAMES
1.	Pittsburgh Steelers	4
2.	Tampa Bay Buccaneers	2
3.	Nine teams tied with	1

- The Steelers have recorded at least 10 tackles for loss in six different games since the start of the 2019 season, which leads the NFL over the span (no other team in the League has more than three).

MOST GAMES WITH 10+ TFL SINCE 2019

RANK	TEAM	GAMES
1.	Pittsburgh Steelers	6
2.	N.Y. Jets	3
3.	Seven teams tied with	2

- The Steelers have recorded at least nine tackles for loss in six different games since the start of the 2020 season, which leads the NFL over the span.

MOST GAMES WITH 9+ TFL SINCE 2020

RANK	TEAM	GAMES
1.	Pittsburgh Steelers	6
2.	San Francisco 49ers	5
3.	Tampa Bay Buccaneers	4
	New Orleans Saints	4
5.	Buffalo Bills	3

- The Steelers have recorded at least nine tackles for loss in 10 different games since the start of the 2019 season, which leads the NFL over the span.

MOST GAMES WITH 9+ TFL SINCE 2019

RANK	TEAM	GAMES
1.	Pittsburgh Steelers	10
2.	San Francisco 49ers	8
3.	Tampa Bay Buccaneers	7
4.	New Orleans Saints	6
5.	Philadelphia Eagles	5
	N.Y. Jets	5
	Buffalo Bills	5

- The Steelers have recorded at least six tackles for loss in 19 different games since the start of the 2020 season, which leads the NFL over the span.

MOST GAMES WITH 6+ TFL SINCE 2020

RANK	TEAM	GAMES
1.	Pittsburgh Steelers	19
2.	New Orleans Saints	16
3.	Tampa Bay Buccaneers	15
4.	Seattle Seahawks	14
	San Francisco 49ers	14

- Pittsburgh has recorded six or more tackles for loss in 27 different games since the start of the 2019 season, which leads the NFL over the span.

MOST GAMES WITH 6+ TFL SINCE 2019

RANK	TEAM	GAMES
1.	Pittsburgh Steelers	27
2.	Tampa Bay Buccaneers	24
3.	Arizona Cardinals	21
	New Orleans Saints	21
	Buffalo Bills	21
	San Francisco 49ers	21

TAKE DOWN FOR WATT

- LB **T.J. Watt** led the NFL with 22.5 sacks, tied with Pro Football Hall of Famer Michael Strahan (22.5 sacks in 2001) for the most in a season since 1982, when the individual sack became an official statistic.
- Watt became the second player since 1982 with at least 13.0 sacks in four consecutive NFL seasons (2018-21), joining Pro Football Hall of Famer Reggie White (1985-88; 1990-93).
- Watt also joined White (1987-88) and Mark Gastineau (1983-84) as the only players to lead the NFL in sacks in back-to-back seasons.
- Watt's sack total has increased in each season of his NFL career.

WATT'S SACKS BY SEASON

YEAR	SACKS
2021	22.5
2020	15.0
2019	14.5
2018	13.0
2017	7.0

- Watt had nine games with at least 1.5 sacks this season (most in NFL). He joined White (1987 – NFL Defensive Player of the Year) as the only players to have nine games with 1.5+ sacks in a season.
- Pittsburgh was 8-2-1 in games in which Watt had 1.0+ sack and 1-5 in games he didn't record a sack.
- Watt had 12.5 sacks in the second half and overtime this season (most in NFL).

MOST SACKS IN SECOND HALF/OVERTIME IN 2021

RANK	PLAYER	SACKS
1.	T.J. Watt	12.5
2.	Trey Hendrickson	10.5
3.	Nick Bosa	10.0
4.	Myles Garrett	9.0
5.	Aaron Donald	8.5

- Since 2000, only four players have more sacks in the second half and overtime than Watt.

MOST SACKS IN SECOND HALF/OVERTIME SINCE 2000

RANK	PLAYER. YEAR	SACKS
1.	Aaron Donald, 2018	13.5
	J.J. Watt, 2015	13.5
	Von Miller, 2012	13.5
4.	Justin Houston, 2014	13.0
5.	T.J. Watt, 2021	12.5
	Elvis Dumervil, 2009	12.5

- Watt was the fifth player to reach 22.0 sacks in a single season since 1982, when the individual sack became an official NFL statistic.

NFL SINGLE-SEASON SACK LEADERS

RANK	PLAYER. YEAR	SACKS
1.	T.J. Watt, 2021	22.5
	Michael Strahan, 2001	22.5
3.	Jared Allen, 2011	22.0
	Mark Gastineau, 1984	22.0
	Justin Houston, 2014	22.0
6.	Chris Doleman, 1989	21.0
	Reggie White, 1987	21.0
8.	Aaron Donald, 2018	20.5
	Lawrence Taylor, 1986	20.5
	J.J. Watt, 2012	20.5
	J.J. Watt, 2014	20.5

- Watt was the 12th player (13th season) to reach 20.0 sacks in a single season since 1982, when the individual sack became an official NFL statistic.
- Watt's 22.5 sacks lead the NFL in 2021, despite missing two full games and portions of four others.

NFL SACK LEADERS IN 2021

RANK	PLAYER	SACKS
1.	T.J. Watt	22.5
2.	Robert Quinn	18.5
3.	Myles Garrett	16.0
4.	Nick Bosa	15.5
5.	Trey Hendrickson	14.0

- Watt led the NFL in 2021 with 1.50 sacks per game (min. 12 games).

SACKS/GAME LEADERS IN 2021 (MIN. 12 GAMES)

RANK	PLAYER	SACKS/GM
1.	T.J. Watt	1.50
2.	Robert Quinn	1.16
3.	Myles Garrett	0.94
	Nick Bosa	0.91
5.	Trey Hendrickson	0.88

- Watt's average of 1.50 sacks per game in 2021 is the second-highest in single season NFL history (min. 12 games).

SINGLE-SEASON SACKS/GAME LEADERS NFL HISTORY (MIN. 12 GAMES)

RANK	PLAYER. YEAR	SACKS/GM
1.	Reggie White, 1987	1.75
2.	T.J. Watt, 2021	1.50
3.	Shawne Merriman, 2006	1.42
4.	Michael Strahan, 2001	1.41
5.	Justin Houston, 2014	1.38
	Mark Gastineau, 1984	1.38
	Jared Allen, 2011	1.38

- Watt registered 22.5 sacks, 21 tackles for loss and 39 quarterback hits in 2021 -- all of which lead the NFL.
- Watt was the seventh player to lead the NFL in sacks, tackles for loss and quarterback hits in the same season since 2006 when quarterback hits became an officially recognized statistic.

- Four of the previous six players went on to capture NFL Defensive Player of the Year.

LED THE NFL IN SACKS, TACKLES FOR LOSS AND QUARTERBACK HITS

YEAR		SACKS	TFL	QB HITS
2021	T.J. Watt	22.5	21	39
2018	Aaron Donald	20.5	25	41
2017	Chandler Jones	17.0	28	33
2015	J.J. Watt	17.5	29	50
2014	J.J. Watt	20.5	29	51
2012	J.J. Watt	20.5	39	43
2008	DeMarcus Ware	20.0	27	30
NFL Defensive Player of the Year				

- Watt has recorded at least 1.5 sacks in 20 career games.
- Watt has registered at least 2.0 sacks in 16 career games.
- Watt has recorded at least 3.0 sacks in five career games.
- Watt registered five tackles, including a career-high 4.0 sacks, three tackles for loss, two passes defended and five QB hits in Week 17 vs. Cleveland.

MOST SACKS IN SINGLE-GAME FRANCHISE HISTORY

RANK	PLAYER	SACKS
1.	Joe Greene (12/10/72 at Houston)	5.0
2.	Chad Brown (10/13/96 vs. Cincinnati)	4.5
	L.C. Greenwood (11/25/79 vs. Cleveland)	4.5
4.	T.J. Watt (1/3/22 vs. Cleveland)	4.0
	Joey Porter (10/14/01 at Tampa Bay)	4.0
	Jerrold Williams (12/22/91 vs. Cleveland)	4.0
	Edmund Nelson (9/16/84 vs. L.A. Rams)	4.0
8.	T.J. Watt (12/5/21 vs. Baltimore)	3.5
	James Harrison (11/5/07 vs. Baltimore)	3.5
	Keith Willis (10/23/83 at Seattle)	3.5

- Watt reached the 70.0 sack plateau in his 76th career game, which is the third-fewest games to that total in NFL history.

FEWEST GAMES TO 70 SACKS IN NFL CAREER - SINCE 1982

RANK	PLAYER	GP	DATE
1.	Reggie White	57	12/18/1988 Phi at Dal
2.	J.J. Watt	75	11/29/2015 Hou vs NO
3.	T.J. Watt	76	1/3/2022 Pit vs Cle
4.	Derrick Thomas	82	9/18/1994 KC at Atl
5.	Von Miller	83	11/27/2016 Den vs KC
	Bruce Smith	83	11/26/1990 Buf at Hou
7.	DeMarcus Ware	84	10/10/2010 Dal vs Ten
8.	Richard Dent	86	11/13/1988 Chi at Was
9.	Leslie O'Neal	87	9/12/1993 SD at Den
	Andre Tippett	87	11/13/1988 NE at NYJ

- Watt eclipsed the 60.0 sack plateau in his 69th career game, which is the fourth-fewest games to that total in NFL history.

FEWEST GAMES TO 60 SACKS IN NFL CAREER - SINCE 1982

RANK	PLAYER	GP	DATE
1.	Reggie White	50	10/30/1988 Phi vs Atl
2.	J.J. Watt	66	9/20/2015 Hou at Car
3.	Derrick Thomas	67	10/3/1993 KC vs Oak
4.	T.J. Watt	69	11/8/2021 Pit vs Chi
5.	Von Miller	72	1/3/2016 Den vs SD
6.	DeMarcus Ware	73	11/15/2009 Dal at GB
	Justin Houston	73	12/4/2016 KC at Atl
8.	Andre Tippett	74	11/15/1987 NE vs Dal
9.	Richard Dent	75	12/27/1987 Chi vs LAR
	Bruce Smith	75	9/24/1990 Buf at NYJ

- Watt eclipsed the 50.0 sack plateau in his 63rd career game, which ranks tied with Bruce Smith for 11th-fastest to 50 or more sacks in the NFL since 1982.

FEWEST GAMES TO 50 SACKS IN NFL CAREER - SINCE 1982

RANK	PLAYER	GP	DATE
1.	Reggie White	40	12/20/1987 Phi at NYJ
2.	Derrick Thomas	54	10/18/1992 KC at Dal
3.	Myles Garrett	57	10/17/2021 Ari at Cle
4.	Von Miller	58	9/17/2015 Den at KC
5.	Justin Houston	61	9/17/2015 KC vs Den
	J.J. Watt	61	12/7/2014 Hou at Jax
	Dwight Freeney	61	12/18/2005 Ind vs SD
8.	Aldon Smith	62	9/27/2020 Dal at Sea
	DeMarcus Ware	62	12/14/2008 Dal vs NYG
	Tim Harris	62	9/16/1990 GB vs Chi
11.	T.J. Watt	63	9/12/2021 Pit at BUF
	Bruce Smith	63	10/22/1989 Buf vs NYJ

- Watt is off to a record-setting pace for sacks to open his NFL career. He has averaged 0.94 sacks/game since entering the League back in 2017, which is the best in NFL history (min. 70 games started).

SACKS PER GAME LEADERS IN NFL HISTORY (MIN. 70 GAMES STARTED)

RANK	PLAYER	SACKS/GM
1.	T.J. Watt	0.94
2.	Reggie White	0.85
3.	Mark Gastineau	0.83
4.	Lawrence Taylor	0.79
5.	DeMarcus Ware	0.78
6.	Aaron Donald	0.77
	Chandler Jones	0.77
	Dexter Manley	0.77
	Von Miller	0.77
10.	J.J. Watt	0.76

- Watt has sacked QB Baker Mayfield 8.5 times in his career, more than he's sacked any other quarterback. Watt has brought down 33 different passers in his career, including 19 more than once.

Below is a look at his career regular-season sacks by quarterback:

SACKS	PLAYER	MOST RECENT
8.5	Baker Mayfield	vs. Cleveland, Jan. 3, 2022
5.5	Lamar Jackson	vs. Baltimore, Dec. 5, 2021
3.5	Jeff Driskel	vs. Denver, Sept. 20, 2020
3.0	Jared Goff	vs. Detroit, Nov. 14, 2021
3.0	Justin Fields	vs. Chicago, Nov. 8, 2021
3.0	Philip Rivers	vs. Indianapolis, Dec. 27, 2020
3.0	Blake Bortles	at Jacksonville, Nov. 18, 2018
3.0	Matt Ryan	vs. Atlanta, Oct. 7, 2018
3.0	Tyrod Taylor	at Cleveland, Sept. 9, 2018
3.0	DeShone Kizer	vs. Cleveland, Dec. 31, 2017
2.5	Ryan Tannehill	vs. Tennessee, Dec. 19, 2021
2.5	Robert Griffin III	vs. Baltimore, Dec. 2, 2020
2.5	Andy Dalton	vs. Cincinnati, Sept. 30, 2019
2.0	Geno Smith	vs. Seattle, Oct. 17, 2021
2.0	Aaron Rodgers	at Green Bay, Oct. 3, 2021
2.0	Ryan Finley	at Cincinnati, Dec. 21, 2020
2.0	Joe Burrow	vs. Cincinnati, Nov. 15, 2020
2.0	Ryan Fitzpatrick	vs. Miami, Oct. 28, 2019
1.5	Brian Hoyer	vs. Indianapolis, Nov. 3, 2019
1.0	Tyler Huntley	at Baltimore, Jan. 9, 2021
1.0	Derek Carr	vs. Las Vegas, Sept. 19, 2021
1.0	Alex Smith	vs. Washington, Dec. 7, 2020
1.0	Carson Wentz	vs. Philadelphia, Oct. 11, 2020
1.0	Deshaun Watson	vs. Houston, Sept. 27, 2020
1.0	Sam Darnold	at N.Y. Jets, Dec. 22, 2019
1.0	Russell Wilson	vs. Seattle, Sept. 15, 2019
1.0	Drew Brees	at New Orleans, Dec. 23, 2018
1.0	Tom Brady	vs. New England, Dec. 16, 2018
1.0	Cam Newton	at Carolina, Nov. 8, 2018
1.0	Joe Flacco	vs. Baltimore, Dec. 10, 2017
1.0	Brett Hundley	vs. Green Bay, Nov. 26, 2017
0.5	Garrett Gilbert	at Dallas, Nov. 8, 2020
0.5	Josh Allen	vs. Buffalo, Dec. 15, 2019

Watt's 72.0 career sacks are the second-most over a player's first 77 career regular-season games in NFL history.

MOST SACKS IN NFL HISTORY OVER FIRST 77 REGULAR-SEASON GAMES

RANK	PLAYER	SACKS
1.	Reggie White	87.0
2.	T.J. Watt	72.0
3.	J.J. Watt	70.5
4.	Von Miller	66.5
5.	Derrick Thomas	66.0

Watt's 72.0 career sacks are the most by a linebacker over his first 77 career regular-season games in NFL history.

MOST SACKS BY LINEBACKER IN NFL HISTORY OVER FIRST 77 REGULAR-SEASON GAMES

RANK	PLAYER	SACKS
1.	T.J. Watt	72.0
2.	Von Miller	66.5
3.	Derrick Thomas	66.0
4.	Andre Tippett	64.0
5.	Justin Houston	63.0

Watt's 37.5 sacks lead the NFL since the start of the 2020 season.

NFL SACK LEADERS SINCE 2020

RANK	PLAYER	SACKS
1.	T.J. Watt	37.5
2.	Myles Garrett	28.0
3.	Trey Hendrickson	27.5
4.	Aaron Donald	26.0
5.	Haason Reddick	23.5

Watt's 52.0 sacks lead the NFL since the start of the 2019 season.

NFL SACK LEADERS SINCE 2019

RANK	PLAYER	SACKS
1.	T.J. Watt	52.0
2.	Aaron Donald	38.5
3.	Myles Garrett	38.0
4.	Shaquill Barrett	37.5
5.	Cameron Jordan	35.5

Watt's 65.0 sacks lead the NFL since the start of the 2018 season.

NFL SACK LEADERS SINCE 2018

RANK	PLAYER	SACKS
1.	T.J. Watt	65.0
2.	Aaron Donald	59.0
3.	Myles Garrett	51.5
4.	Cameron Jordan	47.5
5.	Chandler Jones	43.5

Watt's 72.0 career sacks lead the NFL since the start of the 2017 season.

NFL SACK LEADERS SINCE 2017

RANK	PLAYER	SACKS
1.	T.J. Watt	72.0
2.	Aaron Donald	70.0
3.	Chandler Jones	60.5
	Cameron Jordan	60.5
5.	Myles Garrett	58.5

- Watt ranks in the top 10 for the most sacks over any two, three, four and five-year span in NFL history.

YEARS	SACKS	NFL RANK (LEADER)
2020-21 (two-year)	37.5	5th (Mark Gastineau, 41.0)
2019-21 (three-year)	52.0	t-3rd (Reggie White, 57.0)
2018-21 (four-year)	65.0	5th (Reggie White, 70.0)
2017-21 (five-year)	72.0	t-8th (Reggie White, 82.0)

- Watt is the first player in franchise history with 14.0 or more sacks in three or more seasons.
- Watt is the third player in NFL history with at least 14.5 sacks in three consecutive seasons, joining Jared Allen (2007-09) and Reggie White (1986-88).
- Watt's 22.5 sacks in 2021, not only led the NFL but are the most in single-season franchise history (James Harrison, 16.0, 2008). His previous single-season high in sacks was 15.0 in 2020.
- Watt's 15.0 sacks in 2020 rank tied for third in single-season franchise history. His 14.5 sacks in 2019 rank fifth and his 13.0 sacks in 2018 rank tied for 10th in a season by a Steelers' defender since the statistic became official in 1982.
- Watt is the only player in franchise history with 13.0 sacks or more in multiple seasons.

STEELERS SINGLE-SEASON SACK LEADERS

RANK	PLAYER. YEAR	SACKS
1.	T.J. Watt, 2021	22.5
2.	James Harrison, 2008	16.0
3.	T.J. Watt, 2020	15.0
	Mike Merriweather, 1984	15.0
5.	T.J. Watt, 2019	14.5
6.	Kevin Greene, 1994	14.0
	Keith Willis, 1983	14.0
8.	LaMarr Woodley, 2009	13.5
	Jason Gildon, 2000	13.5
10.	T.J. Watt, 2018	13.0
	Chad Brown, 1996	13.0
NFL Defensive Player of the Year		

- Watt, who has registered at least 13.0 sacks in four of his five seasons in the NFL, is already tied for the fourth-most 13.0 or more sack seasons in League history.

MOST SEASONS WITH 13.0+ SACKS IN NFL HISTORY

RANK	PLAYER	SEASONS
1.	Reggie White	9
2.	Bruce Smith	7
3.	Kevin Greene	6
4.	T.J. Watt	4
	Nine other players tied with	4

- Watt's 72.0 sacks are the fourth-most in franchise history.

STEELERS CAREER SACK LEADERS

RANK	PLAYER. YEARS	SACKS
1.	James Harrison, 2002, 2004-12, 2014-17	80.5
2.	Jason Gildon, 1994-2003	77.0
3.	L.C. Greenwood, 1969-81	73.5
4.	T.J. Watt, 2017-21	72.0
5.	Cameron Heyward, 2011-21	68.0
6.	Joe Greene, 1969-81	66.0
7.	Joey Porter, 1999-2006	60.0
8.	Keith Willis, 1982-91	59.0
9.	LaMarr Woodley, 2007-13	57.0
10.	Greg Lloyd, 1998-97	53.5

- Watt has collected 72.0 sacks over his first five seasons in the NFL, which is the most by a Steelers player in their first five seasons in the League.

MOST SACKS BY STEELER IN FIRST FIVE NFL SEASONS

RANK	PLAYER. YEARS	SACKS
1.	T.J. Watt, 2017-21	72.0
2.	LaMarr Woodley, 2007-11	48.0
3.	Joey Porter, 1999-2003	35.5
4.	Bud Dupree, 2015-19	31.5
5.	Chad Brown, 1993-97	30.0

- Watt (72.0) is the third player since 1982 to record at least 70 sacks over his first five seasons, joining Reggie White (81) and J.J. Watt (74.5).

MOST SACKS IN FIRST FIVE SEASONS IN NFL HISTORY

RANK	PLAYER. YEARS	SACKS
1.	Reggie White, 1985-1989	81.0
2.	J.J. Watt, 2011-15	74.5
3.	T.J. Watt, 2017-21	72.0
4.	Derrick Thomas, 1989-93	66.0
5.	DeMarcus Ware, 2005-09	64.5

- Watt (four seasons) has joined Pro Football Hall of Famers Reggie White (four) as the only players to record at least 13 sacks in four of their first five seasons since 1982, when the individual sack became an official NFL statistic. Watt recorded 13 sacks in 2018, 14.5 sacks in 2019, 15.0 sacks in 2020 and 16.0 sacks in 2021.

NFL PLAYERS WITH FOUR OR MORE 13.0+ SACK SEASONS IN FIRST FIVE YEARS

PLAYER	YEARS
Reggie White	4 (1985-88)
T.J. Watt	4 (2018-21)
NFL Hall of Famer	

- Watt is the only active player in the NFL with at least 13.0 sacks in each of the last four seasons.

NFL PLAYERS WITH FOUR STRAIGHT 13.0+ SACK SEASONS

PLAYER	YEARS
Reggie White	4 (1990-93)
Reggie White	4 (1985-88)
T.J. Watt	4 (2018-21)
NFL Hall of Famer	

- Watt registered six tackles, six QB hits (tied career high), 3.5 sacks, three tackles for loss and one forced fumble in Week 13’s victory over Baltimore.
- Watt recorded five tackles, two for loss, two quarterback hits and 1.0 sack in Week 10 vs. Detroit.
- Watt registered seven tackles, three for loss, three QB hits, 3.0 sacks and one pass defended in Week 9 vs. Chicago.
- Watt registered six tackles, three quarterback hits, 1.5 sacks, one tackle for loss and one fumble recovery at Cleveland in Week 8.
- Watt registered seven tackles, three tackles for loss, three passes defended, 2.0 sacks, two QB hits and one forced fumble in the Week 6 overtime victory over Seattle.
- Watt is the first NFL player to have 2.0 or more sacks and a forced fumble in OT since sacks were first tracked for defenders beginning in 1982.
- Watt is the second player in the NFL to register at least three tackles for loss, three passes defended, 2.0 sacks and one forced fumble in the same game since 2005.

PLAYERS WITH 4 SACKS, 3 TFL AND 2 PD IN GAME SINCE 2005

PLAYER
T.J. Watt, Pittsburgh vs. Cleveland (Jan. 3, 2022)
Justin Houston, Kansas City at Philadelphia (Sept. 19, 2013)
Shaun Phillips, San Diego vs. Arizona (Oct. 3, 2010)

PLAYERS WITH 3 TFL, 3 PDS, 2.0 SACKS, 1 FF IN GAME SINCE 2005

PLAYER
T.J. Watt, Pittsburgh vs. Seattle (Oct. 17, 2021)
Justin Houston, Kansas City at Philadelphia (Sept. 19, 2013)

- Watt is the fourth player in the NFL to register at least three passes defended, 2.0 sacks and one forced fumble in the same game since 2005.

PLAYERS WITH 3 PDS, 2.0 SACKS, 1 FF IN GAME SINCE 2005

PLAYER
T.J. Watt, Pittsburgh vs. Seattle (Oct. 17, 2021)
Anthony Lanier, Washington Football Team vs. Arizona (Dec. 17, 2017)
Alex Brown, Chicago at Tampa Bay (Nov. 27, 2005)
Justin Houston, Kansas City at Philadelphia (Sept. 19, 2003)

- Watt has recorded 50.0 sacks in 40 career games at Acrisure Stadium. He has collected at least half a sack in 27 of the last 30 home games.
- No player (Derrick Thomas had 45.5) has registered more sacks over the first 40 career home games in NFL history.

MOST SACKS IN NFL HISTORY OVER FIRST 40 CAREER HOME GAMES

RANK	PLAYER	SACKS
1.	T.J. Watt	50.0
2.	Derrick Thomas	45.5
3.	Reggie White	43.0
4.	J.J. Watt	39.0
5.	Dwight Freeney	36.0

T.J. (S)WATT THE QUARTERBACK

- LB T.J. Watt’s has registered 150 QB hits since entering the NFL in 2017, which is the most in the League over the span.

NFL QUARTERBACK HIT LEADERS SINCE 2017

RANK	PLAYER	QB HITS
1.	T.J. Watt	150
2.	Aaron Donald	145
3.	Matt Judon	118
4.	Myles Garrett	116
5.	Cameron Jordan	112

- Watt’s 39 QB hits lead the NFL since the start of the 2021 season.

NFL QUARTERBACK HIT LEADERS IN 2021

RANK	PLAYER	QB HITS
1.	T.J. Watt	39
2.	Myles Garrett	33
3.	Nick Bosa	32
4.	Micah Parsons	30
	Jonathan Allen	30
	Maxx Crosby	30

- Watt’s 80 QB hits lead the NFL since the start of the 2020 season.

NFL QUARTERBACK HIT LEADERS SINCE 2020

RANK	PLAYER	QB HITS
1.	T.J. Watt	80
2.	Aaron Donald	53
3.	Trey Hendrickson	52
4.	Myles Garrett	51
5.	Joey Bosa	47

- Watt’s 116 QB hits lead the NFL since the start of the 2019 season.

NFL QUARTERBACK HIT LEADERS SINCE 2019

RANK	PLAYER	QB HITS
1.	T.J. Watt	116
2.	Matt Judon	79
3.	Joey Bosa	78
4.	Aaron Donald	77
5.	Shaquil Barrett	75

- Watt’s 137 QB hits lead the NFL since the start of the 2018 season.

NFL QUARTERBACK HIT LEADERS SINCE 2018

RANK	PLAYER	QB HITS
1.	T.J. Watt	137
2.	Aaron Donald	118
3.	Matt Judon	99
4.	Myles Garrett	98
5.	Chris Jones	94

- Watt’s 150 QB hits are the second-most over a player’s first 77 career regular-season games in NFL history.

MOST QB HITS IN NFL HISTORY OVER FIRST 77 REGULAR-SEASON GAMES

RANK	PLAYER	QB HITS
1.	J.J. Watt	201
2.	T.J. Watt	150
3.	Aaron Donald	145
4.	Von Miller	132
5.	Joey Bosa	129

- Watt's 150 QB hits are the most by a linebacker over his first 77 career regular-season games in NFL history.

MOST QB HITS BY LINEBACKER IN NFL HISTORY OVER FIRST 77 REGULAR-SEASON GAMES

RANK	PLAYER	QB HITS
1.	T.J. Watt	150
2.	Von Miller	132
3.	Cameron Wake	116
4.	Clay Matthews	114
5.	Matt Judon	104

T.J. WATT KNOWS THE TFL

- LB T.J. Watt's has registered 81 tackles for loss since entering the NFL in 2017, which is the second-most in the League.

NFL TFL LEADERS SINCE 2017

RANK	PLAYER	TFLS
1.	Aaron Donald	93
2.	T.J. Watt	81
3.	Cameron Jordan	74
4.	Chandler Jones	66
5.	Matt Judon	64

- Watt's 21 tackles for loss led the NFL in 2021.

NFL TFL LEADERS IN 2021

RANK	PLAYER	TFL
1.	T.J. Watt	21
	Nick Bosa	21
3.	Micah Parsons	20
4.	Aaron Donald	19
	Von Miller	19

- Watt's 44 tackles for loss lead the NFL since the start of the 2020 season.

NFL TFL LEADERS SINCE 2020

RANK	PLAYER	TFL
1.	T.J. Watt	44
2.	Aaron Donald	33
3.	Roquan Smith	30
4.	Haason Reddick	27
	Myles Garrett	27
	Maxx Crosby	27

- Watt's 58 tackles for loss lead the NFL since the start of the 2019 season.

NFL TFL LEADERS SINCE 2019

RANK	PLAYER	TFLS
1.	T.J. Watt	58
2.	Aaron Donald	53
3.	Maxx Crosby	43
4.	Shaquil Barrett	41
5.	Cameron Jordan	39

- Watt's 71 tackles for loss are the second-most in NFL since the start of the 2018 season.

NFL TFL LEADERS SINCE 2018

RANK	PLAYER	TFLS
1.	Aaron Donald	78
2.	T.J. Watt	71
3.	Cameron Jordan	57
4.	Myles Garrett	50
5.	Shaquil Barrett	47
	Matt Judon	47

- Watt's 81 TFL are the fifth-most over a player's first 77 career regular-season games in NFL history.

MOST TFL IN NFL HISTORY OVER FIRST 77 REGULAR-SEASON GAMES

RANK	PLAYER	TFL
1.	J.J. Watt	129
2.	Aaron Donald	96
3.	Von Miller	85
4.	Lavonte David	83
5.	T.J. Watt	81

- Watt's 81 TFL are the third-most by a linebacker over his first 77 career regular-season games in NFL history.

MOST TFL BY LINEBACKER IN NFL HISTORY OVER FIRST 77 REGULAR-SEASON GAMES

RANK	PLAYER	TFL
1.	Von Miller	85
2.	Lavonte David	83
3.	T.J. Watt	81
4.	Khalil Mack	80
5.	Justin Houston	77

WATT WRESTLES AWAY THE FOOTBALL

- LB T.J. Watt's has registered 22 forced fumbles since entering the NFL in 2017, which is the most in the League.

NFL FORCED FUMBLE LEADERS SINCE 2017

RANK	PLAYER	FF
1.	T.J. Watt	22
2.	Aaron Donald	19
	Chandler Jones	19
4.	Darius Leonard	17
5.	Yannick Ngakoue	16

- Watt's 22 career forced fumbles are the most by a Steelers player since 1994.

STEELERS FORCED FUMBLE LEADERS SINCE 1994

RANK	PLAYER	GP	FF
1.	James Harrison	177	32
2.	T.J. Watt	77	22
3.	Joey Porter	122	18
	Jason Gildon	158	18
5.	Levon Kirkland	144	14

- Watt's 22 career forced fumbles are tied for the third-most over a player's first 77 career regular-season games.

MOST FORCED FUMBLES IN NFL HISTORY OVER FIRST 77 REGULAR-SEASON GAMES

RANK	PLAYER	FF
1.	Dwight Freeney	27
2.	Robert Mathis	24
3.	T.J. Watt	22
	John Abraham	22
5.	DeMarcus Ware	21

- His 22 career forced fumbles are tied for the second-most by a linebacker over his first 77 career regular-season games.

MOST FORCED FUMBLES BY LINEBACKER IN NFL HISTORY OVER FIRST 77 REGULAR-SEASON GAMES

RANK	PLAYER	FF
1.	Robert Mathis	24
2.	T.J. Watt	22
	John Abraham	22
4.	DeMarcus Ware	21
5.	Robert Quinn	18
	Tamba Hali	18

- Watt's 15 forced fumbles lead the NFL since the start of the 2019 season.

NFL FORCED FUMBLE LEADERS SINCE 2019

RANK	PLAYER	FF
1.	T.J. Watt	15
2.	Chandler Jones	14
3.	Darius Leonard	13
4.	Marlon Humphrey	11
	Shaquil Barrett	11

- Watt's seven fumble recoveries are the second-most in the NFL since the start of the 2019 season.

NFL FUMBLE RECOVERIES LEADERS BY SINCE 2019

RANK	PLAYER	FR
1.	Vonn Bell	8
2.	T.J. Watt	7
3.	Devin White	6
	Justin Houston	6
5.	Devin Bush, Minkah Fitzpatrick and seven other players tied with	5

- Watt's 25 combined interceptions (three), forced fumbles (15) and fumble recoveries (seven) are tied for the second-most in the NFL since the start of the 2019 season.

NFL COMBINED (INT, FF, FR) LEADERS SINCE 2019

RANK	PLAYER	INT.	FF	FR	TOT.
1.	Darius Leonard	9	13	5	27
2.	T.J. Watt	3	15	7	25
	J.C. Jackson	22	1	2	25
4.	Xavien Howard	16	3	2	21
5.	Minkah Fitzpatrick	11	4	5	20

LET MY CAMERON GO

- DT **Cameron Heyward** registered his 10th sack of the season in Week 18 at Baltimore, which secured his second career (had 12.0 in 2017) double-digit sack season.
- Heyward is the only defensive lineman in franchise history with 9.0 or more sacks in at least four seasons.

STEELERS DEFENSIVE LINEMAN SINGLE-SEASON SACK LEADERS

RANK	PLAYER. YEAR	SACKS
1.	Keith Willis, 1983	14.0
2.	Cameron Heyward, 2017	12.0
	Keith Willis, 1986	12.0
4.	Stephon Tuitt, 2020	11.0
5.	Cameron Heyward, 2021	10.0
6.	Cameron Heyward, 2019	9.0
7.	Ray Seals, 1995	8.5
8.	Cameron Heyward, 2018	8.0
	Aaron Smith, 2004	8.0
	Kimo von Oelhoffen, 2003	8.0
	Aaron Smith, 2001	8.0

- Heyward registered his ninth sack of the year in Week 18 vs. Cleveland.
- Heyward's six seasons of 7.0 or more sacks are tied for the eighth-most by a defensive tackle since 1982.

MOST 7.0+ SACK SEASONS BY DEFENSIVE TACKLE SINCE 1982

RANK	PLAYER. YEARS	SEASONS
1.	John Randle	12
2.	Steve McMichael	9
3.	Aaron Donald	8
4.	Calais Campbell	7
	Warren Sapp	7
	Henry Thomas	7
	Trevor Pryce	7
8.	Cameron Heyward	6
	Geno Atkins	6
	Ray Childress	6
	Justin Smith	6

- DT **Cameron Heyward's** 68.0 career sacks are the most by a Steelers' defensive lineman since 1982, third-most by an active NFL defensive tackle, fifth-most in franchise history and fourth-most by a Steeler since 1982.

STEELERS DEFENSIVE LINEMAN CAREER SACK LEADERS SINCE 1982

RANK	PLAYER. YEARS	SACKS
1.	Cameron Heyward, 2011-21	68.0
2.	Keith Willis, 1982-91	59.0
3.	Aaron Smith, 1999-2011	44.0
4.	Stephon Tuitt, 2014-20	34.5
5.	Brett Keisel, 2002-14	30.0

STEELERS CAREER SACK LEADERS

RANK	PLAYER. YEARS	SACKS
1.	James Harrison, 2002, 2004-12, 2014-17	80.5
2.	Jason Gildon, 1994-2003	77.0
3.	L.C. Greenwood, 1969-81	73.5
4.	T.J. Watt, 2017-21	72.0
5.	Cameron Heyward, 2011-21	68.0
6.	Joe Greene, 1969-81	66.0
7.	Joey Porter, 1999-2006	60.0
8.	Keith Willis, 1982-91	59.0
9.	LaMarr Woodley, 2007-13	57.0
10.	Greg Lloyd, 1998-97	53.5

ACTIVE NFL SACK LEADERS BY DEFENSIVE TACKLES

RANK	PLAYER	SACKS
1.	Aaron Donald	98.0
2.	Ndamukong Suh	70.5
3.	Cameron Heyward	68.0
4.	Fletcher Cox	58.0
5.	Chris Jones	49.5

- Heyward's 98 tackles for loss are the third-most by an active NFL defensive tackle.

ACTIVE NFL TFL LEADERS BY DEFENSIVE TACKLES

RANK	PLAYER	TFL
1.	Aaron Donald	150
2.	Ndamukong Suh	130
3.	Cameron Heyward	98
4.	Fletcher Cox	78
5.	Akiem Hicks	73

- Heyward's 540 tackles are the third-most by an active NFL defensive tackle.

ACTIVE NFL TACKLE LEADERS BY DEFENSIVE TACKLES

RANK	PLAYER	TACKLES
1.	Linval Joseph	644
2.	Ndamukong Suh	590
3.	Cameron Heyward	540
4.	Sheldon Richardson	500
5.	Fletcher Cox	443

- Heyward's 42 passes defended lead active NFL defensive tackles.

ACTIVE NFL PASSES DEFENDED LEADERS BY DEFENSIVE TACKLES

RANK	PLAYER	PDS
1.	Cameron Heyward	42
2.	Ndamukong Suh	38
3.	Malik Jackson	29
	Chris Jones	29
5.	Denico Autry	23

- Heyward's 226 tackles lead the NFL among defensive tackles since the start of the 2019 season.

NFL TACKLE LEADERS BY DEFENSIVE TACKLES SINCE 2019

RANK	PLAYER	TACKLES
1.	Cameron Heyward	226
2.	Jonathan Allen	193
3.	Christian Wilkins	192
4.	DeForest Buckner	187
5.	Grady Jarrett	180

- Heyward's 18 passes defended lead all defensive tackles in the NFL since the start of the 2019 season.

NFL PASSES DEFENDED LEADERS BY DEFENSIVE TACKLES SINCE 2019

RANK	PLAYER	PDS
1.	Cameron Heyward	18
2.	Chris Jones	13
3.	Jeffrey Simmons	12
4.	Sheldon Richardson	11
	Christian Wilkinson	11

- Heyward's 23.0 sacks are the fourth-most among defensive tackles in the NFL since the start of the 2019 season.

NFL SACK LEADERS BY DEFENSIVE TACKLES SINCE 2019

RANK	PLAYER	SACKS
1.	Aaron Donald	38.5
2.	Chris Jones	25.5
3.	DeForest Buckner	24.0
4.	Cameron Heyward	23.0
5.	Denico Autry	20.0

- Heyward's 33 tackles for loss are the second-most among defensive tackles in the NFL since the start of the 2019 season.

NFL TACKLES FOR LOSS LEADERS BY DEFENSIVE TACKLES SINCE 2019

RANK	PLAYER	TFLS
1.	Aaron Donald	53
2.	Cameron Heyward	33
3.	DeForest Buckner	29
4.	Larry Ogunjobi	27
5.	Arik Armstead	24

- Heyward's nine passes defended led all defensive tackles in 2021.

NFL PASSES DEFENDED LEADERS BY DEFENSIVE TACKLES IN 2021

RANK	PLAYER	PDS
1.	Cameron Heyward	9
2.	Jeffrey Simmons	6
	Denico Autry	6
4.	Chris Jones	5
5.	Malik Jackson	4
	Derrick Brown	4
	Aaron Donald	4
	Sheldon Richardson	4
	Christian Wilkins	4

- Heyward registered five tackles, 2.0 sacks, two TFLs, and two quarterback hits in Week 10 vs. Detroit.
- The Steelers are 8-0-1 when Heyward collects at least 2.0 sacks in a game.

FITZPATRICK DOES IT AGAIN

- **5 Minkah Fitzpatrick** led the Steelers in total tackles (124), solo stops (84) and passes defended (tied, 9).
- His 124 tackles this season are not only a career high but also led all defensive backs in the NFL in 2021.

NFL TACKLE LEADERS BY DEFENSIVE BACKS IN 2021

RANK	PLAYER	TACKLES
1.	Minkah Fitzpatrick	124
2.	Jalen Thompson	121
3.	Logan Ryan	117
	Derwin James	117
5.	Johnathan Abram	116

- His 124 tackles are tied for the fifth-most by a defensive back in a single season since 2016.

NFL TACKLE LEADERS BY DEFENSIVE BACKS SINCE 2016

RANK	PLAYER. YEAR	TACKLES
1.	Budda Baker, 2019	147
	Eric Reid, 2019	130
3.	Johnathan Cyprien, 2016	127
4.	Landon Collins, 2016	125
5.	Minkah Fitzpatrick, 2021	124
	Jordan Poyer, 2020	124

- His 124 tackles are the most by a Steelers defensive back in a season since 1987.

STEELERS SINGLE-SEASON DEFENSIVE BACK TACKLE LEADERS

RANK	PLAYER. YEAR	TACKLES
1.	Minkah Fitzpatrick, 2021	124
2.	Terrell Edmunds, 2019	105
3.	Ryan Clark, 2013	104
4.	Ryan Clark, 2012	103
5.	Lee Flowers, 1998	101

- Fitzpatrick has two career multi-interception games (2018-20).
- Fitzpatrick's four defensive TDs rank tied for sixth in the NFL among active players.

NFL ACTIVE DEFENSIVE TOUCHDOWN LEADERS

RANK	PLAYER	TDS
1.	Janoris Jackson	9
2.	Malcolm Jenkins	8
3.	Marcus Peters	7
4.	Eddie Jackson	6
5.	Deion Jones	5
6.	Minkah Fitzpatrick and nine other players	4

- Fitzpatrick's four defensive TDs are tied with Darius Slay, Marcus Peters and Eddie Jackson for the most in the NFL since he entered the League in 2018.

NFL DEFENSIVE TOUCHDOWN LEADERS SINCE 2018

RANK	PLAYER	TDS
1.	Minkah Fitzpatrick	4
	Eddie Jackson	4
	Marcus Peters	4
	Darius Slay	4
5.	Jadeveon Clowney	3
	Troy Hill	3
	Deion Jones	3
	Kyle Van Noy	3
	Daniel Sorensen	3

- Fitzpatrick's 11 interceptions are tied for the seventh-most in the NFL since the start of the 2019 season.

NFL INTERCEPTION LEADERS SINCE 2019

RANK	PLAYER	INTS
1.	J.C. Jackson	22
2.	Xavien Howard	16
3.	Justin Simmons	14
	Trevon Diggs	14
5.	Tyrann Mathieu	13
	Quandre Diggs	13
7.	Minkah Fitzpatrick	11
	Kevin Byard	11
9.	Tre'Davious White	10
	Kenny Moore II	10
	Devin McCourty	10
	James Bradberry	10

- Fitzpatrick's 16 total takeaways (interceptions and fumble recoveries) are tied for the third-most in the NFL since the start of the 2019 season.

NFL TAKEAWAY (INT AND FR) LEADERS SINCE 2019

RANK	PLAYER	INT.	FR	TOT.
1.	J.C. Jackson	22	2	24
2.	Xavien Howard	16	2	18
3.	Minkah Fitzpatrick	11	5	16
	Tyrann Mathieu	13	3	16
5.	Justin Simmons	14	1	15

- Fitzpatrick's 20 combined interceptions (11), forced fumbles (four) and fumble recoveries (five) are the fifth-most in the NFL since the start of the 2019 season.

NFL COMBINED (INT, FF, FR) LEADERS SINCE 2019

RANK	PLAYER	INT.	FF	FR	TOT.
1.	Darius Leonard	9	13	5	27
2.	T.J. Watt	3	15	7	25
	J.C. Jackson	22	1	2	25
4.	Xavien Howard	16	3	2	21
5.	Minkah Fitzpatrick	11	4	5	20

WIZARD OF BOZ

- K **Chris Boswell** went 36-of-40 on field goal attempts (90.0%), including 19-of-22 (86.4%) on field goal attempts of 40 yards or longer in 2021.
- His 36 field goals made are not only tied for the second-most in the NFL this season but they are the most in single-season franchise history (bested his previous mark of 35 field goals made in 2017).

NFL FIELD GOALS MADE LEADERS IN 2021

RANK	PLAYER	FGM
1.	Daniel Carlson	40
2.	Chris Boswell	36
	Nick Folk	36
4.	Justin Tucker	35
5.	Greg Joseph	33

MOST FIELD GOALS MADE IN SINGLE-SEASON STEELERS HISTORY

RANK	PLAYER	FGM
1.	Chris Boswell, 2021	36
2.	Chris Boswell, 2017	35
3.	Norm Johnson, 1995	34
4.	Gary Anderson, 1985	33
5.	Shaun Suisham, 2013	30
	Kris Brown, 2001	30

- Since joining the Steelers in 2015, K **Chris Boswell** is 182-of-206 on field goal attempts (88.3%), including 78-of-96 (81.3%) on field goal attempts of 40 yards or longer.
- Boswell made a franchise record 25 consecutive field goals, which was the longest active streak in the NFL when it ended in Week 11 of 2020 at Jacksonville.
- Boswell's streak of 20 consecutive field goals made was snapped in Week 14 at Minnesota. His 20 consecutive field goals made is the fourth-longest in franchise history.

MOST CONSECUTIVE FG IN STEELERS HISTORY

RANK	KICKER. YEARS	CONSECUTIVE FGS
1.	Chris Boswell, 2019-20	25
2.	Shaun Suisham, 2013-14	24
3.	Jeff Reed, 2004-05	22
4.	Chris Boswell, 2021	20
5.	Gary Anderson, 1994	19
	Jeff Reed, 2007-08	19
7.	Gary Anderson, 1985	18
8.	Chris Boswell, 2016-17	17
	Norm Johnson, 1997	17
10.	Chris Boswell, 2017	16
	Shaun Suisham, 2012-13	16

- Boswell ranks second in field goal percentage (88.3%) among all NFL kickers with at least 200 field goal attempts since the start of the 2015 season.

FG PERCENTAGE LEADERS SINCE 2015 (MIN. 200 ATTEMPTS)

RANK	KICKER	M-A	FG%
1.	Justin Tucker	229-250	91.6
2.	Chris Boswell	182-206	88.3
3.	Robbie Gould	177-201	88.1
4.	Dustin Hopkins	181-214	84.6
5.	Matt Prater	188-223	84.3

- Boswell has connected on 84-of-91 field goal attempts (92.3%), including 37-of-43 (86.0%) on field goal attempts of 40 yards or longer, since the start of the 2019 season.
- Boswell ranks third in field goal percentage (92.3%) among all NFL kickers with at least 90 field goal attempts.

FG PERCENTAGE LEADERS SINCE 2019 (MIN. 90 ATTEMPTS)

RANK	KICKER	FGM-FGA	FG%
1.	Justin Tucker	89-95	93.7
2.	Younghoe Koo	87-94	92.6
3.	Chris Boswell	84-91	92.3
4.	Harrison Butker	82-91	90.1
5.	Daniel Carlson	92-104	88.5

- Boswell's 88.3 field goal percentage is the highest in Steelers history among kickers with at least 100 field goal attempts.

STEELERS ALL-TIME FG PERCENTAGE LEADERS (MIN. 100 ATTEMPTS)

RANK	KICKER. YEARS	FGM-FGA	FG%
1.	Chris Boswell, 2015-current	183-206	88.3
2.	Shaun Suisham, 2010-14	124-141	87.9
3.	Norm Johnson, 1995-98	105-127	82.7
4.	Jeff Reed, 2002-10	204-249	81.9
5.	Gary Anderson, 1982-94	309-395	78.2

- Boswell became the third player in team history with at least 150 field goals made in Week 2 of 2021.

STEELERS ALL-TIME FG MADE LEADERS

RANK	KICKER. YEARS	FGM
1.	Gary Anderson, 1982-94	309
2.	Jeff Reed, 2002-10	204
3.	Chris Boswell, 2015-current	183
4.	Roy Gerela, 1971-78	146
5.	Shaun Suisham, 2010-14	124

- Boswell has registered 31 career games with three or more field goals made.
- Boswell has made 33 of his 34 field goal attempts in his regular-season career against Cincinnati. He missed his first career kick against the Bengals in Week 3.
- Boswell has connected on four or more field goals in a single game 12 times in his career.

BOZ IN THE CLUTCH

- K **Chris Boswell** was one of two kickers in the NFL in 2021 with three or more field goals made in a single quarter (and both came in the fourth quarter, Week 9 vs. Chicago, and Week 15 vs. Tennessee).
- Boswell was the first kicker in the NFL with three or more field goals made in multiple fourth quarters in the same season since Cairo Santos (Kansas City) in Week 2 and Week of 2016.
- Boswell has registered nine career game-winning field goals (last five min. of the fourth quarter or overtimes), which ranks tied for second in franchise history.

MOST GAME-WINNING FG IN LAST 5 MINUTES OF 4TH QUARTER OR OVERTIME (REGULAR AND POSTSEASON) IN FRANCHISE HISTORY

RANK	KICKER. YEARS	FGM
1.	Jeff Reed, 2002-10	11
2.	Chris Boswell, 2015-current	9
	Gary Anderson, 1982-94	9
4.	Shaun Suisham, 2010-14	7
5.	Norm Johnson, 1995-98	4

BOSWELL GAME-WINNING FG IN LAST 5 MINUTES OF 4TH QUARTER OR OVERTIME (REGULAR AND POSTSEASON)

YD	DATE	OPP	Q	TIME	PRE	POST	FINAL
18	11/8/2015	vs Oak	4	0:02	35-35	38-35	W, 38-35
35	1/9/2016	at Cin	4	0:14	15-16	18-16	W, 18-16
33	11/12/2017	at Ind	4	0:00	17-17	20-17	W, 20-17
53	11/26/2017	vs GB	4	0:00	28-28	31-28	W, 31-28
38	12/4/2017	at Cin	4	0:00	20-20	23-20	W, 23-20
46	12/10/2017	vs Bal	4	0:42	36-38	39-38	W, 39-38
35	12/30/2018	vs Cin	4	1:56	13-13	16-13	W, 16-13
37	10/17/2021	vs Sea	OT	--	20-20	23-20	W, 23-20 (ot)
40	11/8/2021	vs Chi	4	0:26	26-27	29-27	W, 29-27
36	12/9/2021	at BAL	OT	1:56	13-13	16-13	W, 16-13

- Boswell has made 11 of 13 career field goals (84.6%) in the final two minutes of regulation and overtime.

BOZ FROM 50-PLUS

- K **Chris Boswell** has connected on 15 of his last 17 field goals of 50+ yards, including 10 of his last 11. He missed a 56-yard field as halftime expired in Week 15 vs. Tennessee, which snapped his streak of nine consecutive made field goals of 50+ yards.
- Boswell's nine straight made field goals of 50+ yards was the longest such streak in franchise history.

MOST CONSECUTIVE FG MADE FROM 50+ YARDS IN STEELERS HISTORY

RANK	KICKER. SPAN	STREAK
1.	Chris Boswell, 11/03/2019 - 12/5/2021	9
2.	Chris Boswell, 11/16/2017 - 11/08/2018	5
3.	Jeff Reed, 12/01/2002 - 10/17/2004	4
4.	Kris Brown, 11/12/2000 - 10/14/2001	3

- Boswell's nine straight made field goals of 50+ yards was tied for the 10th-longest such streak in the NFL since the start of the 1983 season.

MOST CONSECUTIVE FG MADE FROM 50+ YARDS SINCE 1983

RANK	KICKER. TEAM (SPAN)	STREAK
1.	Stephen Hauschka, Sea-Buf (9/20/2015-11/19/2017)	13
2.	Robbie Gould, Chi (11/18/2010 - 10/10/2013)	12
	Blair Walsh, Min (09/09/2012 - 09/29/2013)	12
	Justin Tucker, Bal (12/27/2015 - 12/18/2016)	12
	Matt Prater, Det (01/03/2016 - 09/24/2017)	12
5.	Youngbue Koo, Atl (12/08/2019 - 10/31/2021)	11
	Tony Zendejas, Hou-LAN (11/13/1988 - 10/31/1993)	11
7.	Jason Hanson, Det (11/22/2007 - 11/08/2009)	10
	Jason Sanders, Mia (10 12/01/2019 - 11/29/2020)	10
	Ryan Longwell, Min (09/14/2008 - 10/23/2011)	10
10.	Chris Boswell, Pit (11/03/2019 - 12/5/2021)	9
	Adam Vinatieri, Ind (10/04/2015 - 10/09/2016)	9
	Justin Tucker, Bal (10/15/2017 - 11/18/2018)	9
	Matt Bryant, Atl (11/11/2010 - 11/10/2013)	9
	Matt Bryant, Atl (11/05/2017 - 11/18/2018)	9
15.	Morten Andersen, Atl (10/01/1995 - 10/20/1996)	8
	Phil Dawson, SF (11/10/2013 - 10/13/2014)	8
	Robbie Gould, Chi-SF (12/20/2015 - 11/12/2018)	8
	Harrison Butker, KC (12/01/2019 - 10/17/2021)	8
	Brandon McManus, Den (09/27/2020 - 12/06/2020)	8
	Stephen Gostkowski, NE (12/01/2013 - 11/15/2015)	8
*indicates active streak		

- Boswell has made 17-of-21 (81.0%) field goal attempts in his NFL career from 50 yards or further, including a franchise-best 59-yard try in Week 9 of 2020 at AT&T Stadium against Dallas and a Acrisure Stadium-best 56-yard try in Week 2 vs. Las Vegas.
- No kicker made a field goal of at least 50 yards in the first nine seasons of Acrisure Stadium (2001-09). In fact, prior to Boswell joining the Steelers in 2015, Acrisure Stadium witnessed just four field goals of at least 50 yards.
- Boswell has 14 field goals of at least 50 yards at Acrisure Stadium in his career.
- Boswell's 17 field goals made from 50-plus yards are the most in Steelers history (Gary Anderson and Jeff Reed shared the previous franchise record with eight).

HIGHEST 50+ YARD FG PERCENTAGE FRANCHISE HISTORY (MIN. 15 50+ FGA)

RANK	PLAYER	FG-FGA	PCT.
1.	Chris Boswell	17-21	81.0
2.	Jeff Reed	8-17	47.1
3.	Gary Anderson	8-27	29.6

HIGHEST 50+ YARD FG PERCENTAGE DURING SUPER BOWL ERA (MIN. 20 50+ FGA)

RANK	PLAYER	FG-FGA	PCT.
1.	Chris Boswell	17-21	81.0
2.	Stephen Gostkowski	33-43	76.7
3.	Matt Prater	66-89	74.2
4.	Tony Zendejas	17-23	73.9
5.	Justin Tucker	48-66	72.7

- Boswell connected on 54 and 52-yard field goals in Week 9 vs. Chicago and added a 40-yard field goal with 30 seconds remaining in the fourth quarter that gave the Steelers a 29-27 lead. He also added a fumble recovery.

- Boswell is the first player in NFL history to make two 50+ yard field goals, make a game-winning field goal and recover an opponent’s fumble all in the same game.
- Boswell connected on a 56-yard field goal in Week 2 vs. Las Vegas with 3:42 remaining in the fourth quarter that cut the Raiders’ lead to 23-17.
- His 56-yard field goal is the longest in Acrisure Stadium history – topping the previous mark of 53 yards by both Boswell vs. Green Bay on Nov. 26, 2017 and Dallas’ Dan Bailey vs. Pittsburgh on Nov. 13, 2016 as the longest field goal conversion at the stadium since it opened in 2001.
- The 56-yard kick is the second-longest in team history and is the longest such kick since Nov. 8, 2020 at Dallas Cowboys (Chris Boswell, 59).

LONGEST FG IN FRANCHISE HISTORY

RANK	PLAYER (DATE, OPP.)	FG
1.	Chris Boswell (11/8/20 at Dallas)	59
2.	Chris Boswell (9/19/21 vs. Las Vegas)	56
3.	Gary Anderson (11/25/84 vs. San Diego)	55
	Kris Brown (10/14/01 at Kansas City)	55
5.	Chris Boswell (11/8/21 vs. Chicago)	54
	Gary Anderson (12/8/91 at Houston)	54
7.	Chris Boswell (12/5/21 vs. Baltimore)	53
	Chris Boswell (11/26/17 vs. Green Bay)	53
	Gary Anderson (10/21/84 at Indianapolis)	53
	Jeff Reed (11/8/10 at Cincinnati)	53
	Jeff Reed (9/21/08 at Philadelphia)	53
	Shaun Suisham (11/9/14 at N.Y. Jets)	53

LONGEST FG IN ACRISURE STADIUM HISTORY

RANK	PLAYER, TEAM (DATE, OPP.)	FG
1.	Chris Boswell, Pittsburgh (9/19/21 vs. Las Vegas)	56
2.	Chris Boswell, Pittsburgh (11/8/21 vs. Chicago)	54
3.	Chris Boswell, Pittsburgh (12/5/21 vs. Baltimore)	53
	Chris Boswell, Pittsburgh (11/26/17 vs. Green Bay)	53
	Dan Bailey, Dallas (11/13/16 at Pittsburgh)	53
6.	Chris Boswell, Pittsburgh (11/8/21 vs. Chicago)	52
	Chris Boswell, Pittsburgh (10/17/21 vs. Seattle)	52
	Chris Boswell, Pittsburgh (12/10/17 vs. Baltimore)	52
	Jeff Reed, Pittsburgh (9/12/10 vs. Atlanta)	52
	Justin Tucker, Baltimore (10/1/15 at Pittsburgh)	52

- Boswell made eight field goals of 50 yards or longer in 2021 – the most by a Steelers kicker in a single season. His eight 50+-yard field goals are the second most in the NFL this season.

MOST 50+ YARD FIELD GOALS IN 2021

RANK	KICKER	FGM
1.	Evan McPherson	9
2.	Chris Boswell	8
3.	Harrison Butker	7
	Greg Joseph	7
	Graham Gano	7
	Matt Prater	7

MOST 50+ YARD FIELD GOALS IN SINGLE-SEASON STEELERS HISTORY

RANK	KICKER, YEAR	FGM
1.	Chris Boswell, 2021	8
2.	Chris Boswell, 2017	4
3.	Chris Boswell, 2015	2
	Kris Brown, 2001	2
	Jeff Reed, 2010	2
	Jeff Reed, 2004	2

- His eight 50+-yard field goals are tied for the fifth-most in a single season since 2000.

MOST 50+ YARD FIELD GOALS SINCE 2000

RANK	KICKER, YEAR	FGM
1.	Brandon McManus, 2020	10
	Justin Tucker, 2016	10
	Blaire Walsh, 2012	10
4.	Evan McPherson	9
t-5.	Chris Boswell	8

- Boswell’s 59-yard field goal in Week 9 at Dallas in 2020 was the longest field goal in franchise history. The previous mark was 55 yards by both Kris Brown (10/14/01 at Kansas City) and Gary Anderson (11/25/84 vs. San Diego).



2021 WEEK 12
Pittsburgh Steelers 10, Cincinnati Bengals 41
63,238 🇺🇸 Paul Brown Stadium 🇺🇸 Nov 28, 2021



Pittsburgh Steelers	3	0	0	7	—	10
Cincinnati Bengals	10	21	3	7	—	41

SCORING DRIVES

TEAM	QTR	TIME	SCORING PLAY	PIT	CIN
Bengals	1	09:29	J.Burrow 8 yd. run (E.McPherson kick) (10-75, 5:31)	0	7
Bengals	1	06:01	E.McPherson 31 yd. Field Goal (4-8, 1:55)	0	10
Steelers	1	02:17	C.Boswell 40 yd. Field Goal (8-53, 3:44)	3	10
Bengals	2	14:15	T.Higgins 32 yd. pass from J.Burrow (E.McPherson kick) (6-75, 3:02)	3	17
Bengals	2	02:43	J.Mixon 1 yd. run (E.McPherson kick) (14-84, 7:35)	3	24
Bengals	2	00:30	M.Hilton 24 yd. interception return (E.McPherson kick)	3	31
Bengals	3	02:35	E.McPherson 51 yd. Field Goal (8-12, 3:48)	3	34
Bengals	4	13:10	J.Mixon 1 yd. run (E.McPherson kick) (5-65, 2:57)	3	41
Steelers	4	02:59	P.Freiermuth 15 yd. pass from B.Roethlisberger (C.Boswell kick) (9-69, 3:12)	10	41

PITTSBURGH STEELERS

PASSING	ATT	CP	YDS	SK/YD	TD	LG	INT	RTG
Ben Roethlisberger	41	24	263	3/13	1	41	2	65.4
TOTAL	41	24	263	3/13	1	41	2	65.4

RUSHING	ATT	YDS	AVG	LG	TD
Najee Harris	8	23	2.9	5	0
Kalen Ballage	3	21	7.0	13	0
Benny Snell Jr.	2	5	2.5	4	0
Anthony McFarland Jr.	2	2	1.0	3	0
TOTAL	15	51	3.4	13	0

RECEIVING	NO	YDS	AVG	LG	TD
Diontae Johnson	9	95	10.6	16	0
Pat Freiermuth	4	40	10.0	15t	1
Chase Claypool	3	82	27.3	41	0
Najee Harris	3	14	4.7	12	0
Anthony McFarland Jr.	1	11	11.0	11	0
Zach Gentry	1	10	10.0	10	0
Kalen Ballage	1	6	6.0	6	0
James Washington	1	3	3.0	3	0
Anthony Miller	1	2	2.0	2	0
TOTAL	24	263	11.0	41	1

TOP DEFENSE	TOT	SOLO	AST	SCK	YDS	INT
Joe Schobert	10	8	2	0.0	0.0	0
Minkah Fitzpatrick	9	5	4	0.0	0.0	1
Cameron Heyward	8	3	5	1.0	6.0	0

FIELD GOALS	FGM/FGA	PERCENT	RESULTS
Chris Boswell	1-1	100.0	40G
TOTAL	1-1	100.0	

CINCINNATI BENGALS

PASSING	ATT	CP	YDS	SK/YD	TD	LG	INT	RTG
Joe Burrow	24	20	190	2/18	1	32t	1	96.2
Brandon Allen	1	0	0	0/0	0	0	0	39.6
TOTAL	25	20	190	2/18	1	32t	1	95.0

RUSHING	ATT	YDS	AVG	LG	TD
Joe Mixon	28	165	5.9	32	2
Chris Evans	5	23	4.6	13	0
Joe Burrow	1	8	8.0	8t	1
Samaje Perine	3	3	1.0	4	0
Brandon Allen	1	-1	-1.0	-1	0
TOTAL	38	198	5.2	32	3

RECEIVING	NO	YDS	AVG	LG	TD
Tee Higgins	6	114	19.0	32t	1
Joe Mixon	4	-2	-0.5	5	0
Ja'Marr Chase	3	39	13.0	16	0
C.J. Uzomah	3	9	3.0	7	0
Tyler Boyd	2	13	6.5	9	0
Samaje Perine	1	12	12.0	12	0
Chris Evans	1	5	5.0	5	0
TOTAL	20	190	9.5	32t	1

TOP DEFENSE	TOT	SOLO	AST	SCK	YDS	INT
Logan Wilson	6	6	0	0.0	0.0	0
Markus Bailey	5	3	2	0.0	0.0	0
B.J. Hill	4	3	1	1.0	9.0	0

FIELD GOALS	FGM/FGA	PERCENT	RESULTS
Evan McPherson	2-2	100.0	31G, 51G
TOTAL	2-2	100.0	

Team Statistics

First Downs	16	25
3rd-Down Eff. (Made/Att/Pct)	7/13/54%	5/11/45%
4th-Down Eff. (Made/Att/Pct)	0/0/0%	1/1/100%
Total Net Yards	301	370
Total Plays	59	65
Yards Per Play	5.1	5.7
Rushes/Net Yards	15/51	38/198
Net Passing	250	172
Pass Attempts/Completions	41/24	25/20
Had Intercepted	2	1
Sacked/Yards Lost	3/13	2/18
Punts/Average	5/38.0	3/46.3
Penalties/Yards	4/30	3/18
Fumbles/Lost	2/1	0/0
Possession Time	24:40	35:20

Steelers Bengals

AMERICAN FOOTBALL CONFERENCE												
EAST DIVISION												
TEAM	W	L	T	PCT	PF	PA	NET PTS	HOME	AWAY	CONF	DIV	STREAK
Buffalo Bills	11	6	0	.647	483	289	194	6-3-0	5-3-0	7-5-0	5-1-0	Won 4
New England Patriots	10	7	0	.588	462	303	159	4-5-0	6-2-0	8-4-0	3-3-0	Lost 1
Miami Dolphins	9	8	0	.529	341	373	-32	6-3-0	3-5-0	6-6-0	4-2-0	Won 1
New York Jets	4	13	0	.235	310	504	-194	3-6-0	1-7-0	4-8-0	0-6-0	Lost 2
NORTH DIVISION												
TEAM	W	L	T	PCT	PF	PA	NET PTS	HOME	AWAY	CONF	DIV	STREAK
Cincinnati Bengals	10	7	0	.588	460	376	84	5-4-0	5-3-0	8-4-0	4-2-0	Lost 1
Pittsburgh Steelers	9	7	1	.559	343	398	-55	6-2-1	3-5-0	7-5-0	4-2-0	Won 2
Cleveland Browns	8	9	0	.471	349	371	-22	6-3-0	2-6-0	5-7-0	3-3-0	Won 1
Baltimore Ravens	8	9	0	.471	387	392	-5	5-4-0	3-5-0	5-7-0	1-5-0	Lost 6
SOUTH DIVISION												
TEAM	W	L	T	PCT	PF	PA	NET PTS	HOME	AWAY	CONF	DIV	STREAK
Tennessee Titans	12	5	0	.706	419	354	65	7-2-0	5-3-0	8-4-0	5-1-0	Won 3
Indianapolis Colts	9	8	0	.529	451	365	86	4-5-0	5-3-0	7-5-0	3-3-0	Lost 2
Houston Texans	4	13	0	.235	280	452	-172	2-7-0	2-6-0	4-8-0	3-3-0	Lost 2
Jacksonville Jaguars	3	14	0	.176	253	457	-204	3-6-0	0-8-0	3-9-0	1-5-0	Won 1
WEST DIVISION												
TEAM	W	L	T	PCT	PF	PA	NET PTS	HOME	AWAY	CONF	DIV	STREAK
Kansas City Chiefs	12	5	0	.706	480	364	116	7-2-0	5-3-0	7-5-0	5-1-0	Won 1
Las Vegas Raiders	10	7	0	.588	374	439	-65	5-4-0	5-3-0	8-4-0	3-3-0	Won 4
Los Angeles Chargers	9	8	0	.529	474	459	15	5-4-0	4-4-0	6-6-0	3-3-0	Lost 1
Denver Broncos	7	10	0	.412	335	322	13	4-5-0	3-5-0	3-9-0	1-5-0	Lost 4
NATIONAL FOOTBALL CONFERENCE												
EAST DIVISION												
TEAM	W	L	T	PCT	PF	PA	NET PTS	HOME	AWAY	CONF	DIV	STREAK
Dallas Cowboys	12	5	0	.706	530	358	172	5-3-0	7-2-0	10-2-0	6-0-0	Won 1
Philadelphia Eagles	9	8	0	.529	444	385	59	3-5-0	6-3-0	7-5-0	3-3-0	Lost 1
Washington Commanders	7	10	0	.412	335	434	-99	3-5-0	4-5-0	6-6-0	2-4-0	Won 1
New York Giants	4	13	0	.235	258	416	-158	3-5-0	1-8-0	3-9-0	1-5-0	Lost 6
NORTH DIVISION												
TEAM	W	L	T	PCT	PF	PA	NET PTS	HOME	AWAY	CONF	DIV	STREAK
Green Bay Packers	13	4	0	.765	450	371	79	8-0-0	5-4-0	9-3-0	4-2-0	Lost 1
Minnesota Vikings	8	9	0	.471	425	426	-1	5-3-0	3-6-0	6-6-0	4-2-0	Won 1
Chicago Bears	6	11	0	.353	311	407	-96	3-5-0	3-6-0	4-8-0	2-4-0	Lost 1
Detroit Lions	3	13	1	.206	325	467	-142	3-5-0	0-8-1	3-9-0	2-4-0	Won 1
SOUTH DIVISION												
TEAM	W	L	T	PCT	PF	PA	NET PTS	HOME	AWAY	CONF	DIV	STREAK
Tampa Bay Buccaneers	13	4	0	.765	511	353	158	7-1-0	6-3-0	8-4-0	4-2-0	Won 3
New Orleans Saints	9	8	0	.529	364	335	29	3-5-0	6-3-0	7-5-0	4-2-0	Won 2
Atlanta Falcons	7	10	0	.412	313	459	-146	2-6-0	5-4-0	4-8-0	2-4-0	Lost 2
Carolina Panthers	5	12	0	.294	304	404	-100	2-6-0	3-6-0	3-9-0	2-4-0	Lost 7
WEST DIVISION												
TEAM	W	L	T	PCT	PF	PA	NET PTS	HOME	AWAY	CONF	DIV	STREAK
Los Angeles Rams	12	5	0	.706	460	372	88	5-3-0	7-2-0	8-4-0	3-3-0	Lost 1
Arizona Cardinals	11	6	0	.647	449	366	83	3-5-0	8-1-0	7-5-0	4-2-0	Lost 1
San Francisco 49ers	10	7	0	.588	427	365	62	4-4-0	6-3-0	7-5-0	2-4-0	Won 2
Seattle Seahawks	7	10	0	.412	395	366	29	3-5-0	4-5-0	4-8-0	3-3-0	Won 2

Steelers 2021 Regular Season Record When...			
Category	2021 Season W-L	Category	2021 Season W-L
Steelers at Heinz Field	6-2	In September	1-2
Steelers on the Road	3-5	In October	3-1
Steelers on Grass	8-4	In November	1-2
Steelers on Artificial Turf	1-3	In December	2-2
Steelers in Domes	0-0	In January	2-0
Steelers in Retractable Roof Stadiums	0-0		
Steelers Outdoors	3-0	On Sunday Night	1-1
Steelers Indoors	0-0	On Thursday Night	0-1
Heinz Field Roof Open	0-0	On Monday Night	2-0
Heinz Field Roof Closed	0-0	On Saturday	0-0
Steelers Score First	5-2	Day Games	6-5
Opponent Scores First	4-5	Kickoff at 12:00 EDT	0-0
Steelers Score on First Possession	2-2	Kickoff at 3:00/3:05/3:15/3:35 EDT	0-0
Steelers Score 20 or More Points	6-2	Night Games	3-2
Steelers Score 19 or Less Points	3-5		
Steelers Allow 20 or More	2-7	vs. AFC North Overall	4-2
Steelers Allow 19 or Less Points	7-0	vs. AFC North at Home	2-1
		vs. AFC North on the Road	2-1
Steelers Lead after 1st Quarter	3-1	vs. AFC	7-5
Steelers Trail after 1st Quarter	3-6	vs. AFC East	1-0
Score Tied after 1st Quarter	3-0	vs. AFC South	1-0
Steelers Lead at Halftime	4-0	vs. AFC West	1-3
Steelers Trail at Halftime	3-7		
Score Tied at Halftime	2-0	vs. NFC	2-2
Steelers Lead after 3rd Quarter	4-0	vs. NFC East	0-0
Steelers Trail after 3rd Quarter	5-7	vs. NFC South	0-0
Score Tied after 3rd Quarter	0-0	vs. NFC North	1-2
Game Goes to Overtime	2-0	vs. NFC West	1-0
Steelers Have + Turnover Ratio	7-2		
Steelers Have - Turnover Ratio	0-5		
Turnover Ratio Even	2-0		
Steelers Have 30:00+TOP	6-1		
Steelers Have Less than 30:00 TOP	3-6		
Steelers Have 100-Yard Rusher	2-0		
Steelers Have 300 Net Passing Yards	0-0		
Steelers Have 1 100-Yard Receiver	2-3		
Steelers Have 2 100-Yard Receivers	0-0		
Steelers Win Coin Toss	4-2		
Steelers Lose Coin Toss	5-5		

NO.	NAME	POS	HT	WT	DOB	EXP	COLLEGE	HOMETOWN	HOW ACQ
57	Adams Sr., Montravius	DT	6-4	304	7/24/1995	6	Auburn	Vienna, GA	FA '21
27	Allen, Marcus	LB	6-2	215	8/7/1996	4	Penn State	Silver Spring, MD	D5a '18
94	Alualu, Tyson	DE	6-3	304	5/12/1987	13	California	Honolulu, HI	UFA '17
9	Boswell, Chris	K	6-2	185	3/16/1991	8	Rice	Fort Worth, TX	FA '15
13	Boykin, Miles	WR	6-4	220	10/12/1996	4	Notre Dame	New Lenox, IL	W '22 (BAL)
55	Bush, Devin	LB	5-11	234	7/18/1998	4	Michigan	Pembroke Pines, FL	D1 '19
11	Claypool, Chase	WR	6-4	238	7/7/1998	3	Notre Dame	Abbotsford, British Columbia, Canada	D2 '20
61	Cole, Mason	OL	6-5	298	3/28/1996	5	Michigan	Tarpon Springs, FL	UFA '22
78	Daniels, James	OL	6-4	327	9/13/1997	5	Iowa	Warren, OH	UFA '22
77	Davis, Jesse	OL	6-6	318	9/15/1991	6	Idaho	Asotin, WA	TR '22 (MIN)
69	Dotson, Kevin	OL	6-4	321	9/18/1996	3	Louisiana	Plaquemine, LA	D4b '20
34	Edmunds, Terrell	S	6-1	217	1/20/1997	5	Virginia Tech	Danville, VA	D1 '18
39	Fitzpatrick, Minkah	S	6-1	207	11/17/1996	5	Alabama	Old Bridge, NJ	TR '19 (MIA)
88	Freiermuth, Pat	TE	6-5	258	10/25/1998	2	Penn State	Merrimac, MA	D2 '21
81	Gentry, Zach	TE	6-8	265	9/10/1996	4	Michigan	Albuquerque, NM	D5 '19
53	Green, Kendrick	OL	6-4	315	12/22/1998	2	Illinois	Peoria, IL	D3 '21
22	Harris, Najee	RB	6-1	242	3/9/1998	2	Alabama	Antioch, CA	D1 '21
6	Harvin III, Pressley	P	6-0	255	9/17/1998	2	Georgia Tech	Alcolu, SC	D7b '21
60	Hassenaue, J.C.	C	6-2	295	9/15/1995	3	Alabama	Woodbury, MN	FA '19
97	Heyward, Cameron	DT	6-5	295	5/6/1989	12	Ohio State	Pittsburgh, PA	D1 '11
83	Heyward, Connor	TE/FB	6-0	230	1/22/1999	R	Michigan State	Duluth, GA	D6 '22
56	Highsmith, Alex	LB	6-4	242	8/7/1997	3	Charlotte	Wilmington, NC	D3 '20
51	Jack, Myles	LB	6-1	255	9/3/1995	7	UCLA	Scottsdale, AZ	FA '22
18	Johnson, Dontae	WR	5-10	183	7/5/1996	4	Toledo	Ruskin, FL	D3a '19
48	Jones, Jamir	LB	6-3	255	6/14/1998	2	Notre Dame	Rochester, NY	W '22 (JAX)
28	Killebrew, Miles	S	6-2	222	5/10/1993	7	Southern Utah	Henderson, NV	D4 '16
46	Kuntz, Christian	LS	6-1	228	4/13/1994	2	Duquesne	Pittsburgh, PA	FA '20
98	Leal, DeMarvin	DE	6-4	290	7/1/2000	R	Texas A&M	San Antonio, TX	D3 '22
92	Loudermilk, Isaiahh	DE	6-7	293	10/10/1997	2	Wisconsin	Howard, KS	D5 '21
35	Maulet, Arthur	CB	5-10	190	7/13/1993	6	Memphis	New Orleans, LA	FA '21
65	Moore Jr., Dan	OT	6-5	315	9/28/1998	2	Texas A&M	Beaumont, TX	D4a '21
21	Norwood, Tre	DB	6-0	194	4/19/1999	2	Oklahoma	Fort Smith, AR	D7a '21
99	Ogunjobi, Larry	DT	6-3	305	6/3/1994	6	Charlotte	Greensboro, NC	FA '22
76	Okorafor, Chukwuma	OL	6-6	320	8/8/1997	5	Western Michigan	Southfield, MI	D3b '18
89	Oliszewski, Gunner	WR	6-0	190	11/26/1996	4	Bemidji State	Alvin, TX	UFA '22
14	Pickens, George	WR	6-3	200	3/4/2001	R	Georgia	Hoover, AL	D2 '22
8	Pickett, Kenny	QB	6-3	220	6/6/1998	R	Pittsburgh	Oakhurst, NJ	D1 '22
42	Pierre, James	CB	6-2	185	9/16/1996	3	Florida Atlantic	Deerfield Beach, FL	UDFA '20
50	Reed, Malik	OLB	6-2	235	8/5/1996	4	Nevada	Dothan, AL	TR '22 (DEN)
93	Robinson, Mark	LB	5-11	235	8/14/1999	R	Mississippi	Leesburg, GA	D7a '22
2	Rudolph, Mason	QB	6-5	235	6/17/1995	5	Oklahoma State	Rock Hill, SC	D3a '18
72	Scott, Trent	OL	6-5	320	1/25/1994	5	Grambling State	Huntsville, AL	FA '22
82	Sims, Steven	WR	5-10	176	3/31/1997	3	Kansas	Houston, TX	FA '21
24	Snell Jr., Benny	RB	5-10	224	2/26/1998	4	Kentucky	Columbus, OH	D4 '19
41	Spillane, Robert	LB	6-1	229	12/14/1995	4	Western Michigan	Oak Park, IL	FA '19
20	Sutton, Cameron	CB	5-11	188	2/27/1995	6	Tennessee	Jonesboro, GA	D3a '17
10	Tubisky, Mitch	QB	6-2	220	8/20/1994	6	North Carolina	Mentor, OH	UFA '22
29	Wallace, Levi	CB	6-0	179	6/12/1995	5	Alabama	Tucson, AZ	UFA '22
30	Warren, Jaylen	RB	5-8	215	11/1/1998	R	Oklahoma State	Cottonwoods Heights, UT	UDFA '22
44	Watt, Derek	FB	6-2	234	11/7/1992	7	Wisconsin	Pewaukee, WI	UFA '20
90	Watt, T.J.	LB	6-4	252	10/11/1994	6	Wisconsin	Pewaukee, WI	D1 '17
25	Witherspoon, Ahkello	CB	6-2	195	3/21/1995	6	Colorado	Sacramento, CA	TR '21 (SEA)
95	Wormley, Chris	DL	6-5	300	10/25/1993	6	Michigan	Toledo, OH	TR '20 (BAL)
Injured Reserve (6)									
19	Austin III, Calvin	WR	5-9	162	3/24/1999	R	Memphis	Memphis, TN	D4 '22
38	Joseph, Karl	S	5-10	200	9/8/1993	7	West Virginia	Orlando, FL	FA '21
23	Kazee, Damontae	S	5-11	174	6/5/1993	6	San Diego State	San Bernardino, CA	FA '22
33	McNichols, Jeremy	RB	5-9	205	12/26/1995	2	Boise State	Santa Margarita, Calif.	FA '20
17	Miller, Anthony	WR	5-11	199	10/9/1994	5	Memphis	Memphis, TN	FA '21
30	Platiel, Carlins	DB	6-1	205	8/15/1999	R	South Carolina	Everett, MA	UDFA '22
Practice Squad (16)									
40	Adams, Andrew	S	5-11	202	10/28/1992	6	Connecticut	Fayetteville, GA	FA '21
73	Davis, Carlos	DT	6-2	320	8/22/1996	3	Nebraska	Blue Springs, MO	D7 '20
68	Dunkle, William	G	6-5	330	12/30/1999	R	San Diego State	Chula Vista, CA	FA '22
31	Gilbert, Mark	CB	6-1	192	6/11/1997	2	Duke	Fayetteville, NC	FA '22
33	Huntley, Jason	RB	5-9	195	4/20/1998	2	New Mexico State	Arlington, Texas	D5 '20
16	Jackson, Josh	DB	6-0	196	4/3/1996	4	Iowa	Corinth, Texas	FA '21
74	Leglue, John	OL	6-7	310	4/17/1996	2	Tulane	Alexandria, LA	FA '20
62	McCollum, Ryan	C	6-5	300	3/4/1998	2	Texas A&M	Spring, TX	W '22 (DET)
26	McFarland Jr., Anthony	RB	5-8	193	3/4/1999	3	Maryland	Hyattsville, MD	D4a '20
45	Rashed, Hamilcar	LB	6-2	251	1/2/1998	2	Oregon State	Phoenix, AZ	W '22 (NYJ)
87	Rigg, Justin	TE	6-6	263	3/13/1998	R	Kentucky	Springboro, OH	FA '22
37	Riley, Elijah	S	6-0	205	6/12/1998	3	Army	Port Jefferson, NY	W '22 (NYJ)
49	Russell, Chapelle	MLB	6-1	230	1/20/1997	3	Temple	Lakewood, NJ	FA '22
91	Scott, Delontae	LB	6-5	246	1/21/1997	1	SMU	Irving, TX	FA '20
15	White, Cody	WR	6-3	215	11/28/1998	2	Michigan State	Novi, MI	FA '20
96	Wren, Renell	DT	6-5	315	10/23/1995	3	Arizona State	St. Louis, MO	FA '22

COACHING STAFF

HEAD COACH: Mike Tomlin

ASSISTANTS: John Mitchell (Asst. Head Coach); Teryl Austin (Defensive Coordinator); Matt Canada (Offensive Coordinator); Danny Smith (Special Teams Coordinator); Brian Flores (Senior Defensive Assistant); Grady Brown (Secondary); Karl Dunbar (Defensive Line); Eddie Faulkner (Running Backs); Frisman Jackson (Wide Receivers); Pat Meyer (Offensive Line); Jerry Olsavsky (Inside Linebackers); Alfredo Roberts (Tight Ends); Mike Sullivan (Quarterbacks); David Corley (Assistant Quarterbacks); Denzel Martin (Assistant Outside Linebackers); Isaac Williams (Assistant Offensive Line); Blaine Stewart (Assistant Wide Receivers); Matt Tomsho (Quality Control); Garrett Giemont (Senior Conditioning Coordinator); Marcel Pastoor (Head Strength & Conditioning Coach); Rodain Delus (Strength & Conditioning Assistant)

NO.	NAME	POS	HT	WT	DOB	EXP	COLLEGE	HOMETOWN	HOW ACQ
2	Rudolph, Mason	QB	6-5	235	6/17/1995	5	Oklahoma State	Rock Hill, SC	D3a '18
6	Harvin III, Pressley	P	6-0	255	9/17/1998	2	Georgia Tech	Alcou, SC	D7b '21
8	Pickett, Kenny	QB	6-3	220	6/6/1998	R	Pittsburgh	Oakhurst, NJ	D1 '22
9	Boswell, Chris	K	6-2	185	3/16/1991	8	Rice	Fort Worth, TX	FA '15
10	Trubisky, Mitch	QB	6-2	220	8/20/1994	6	North Carolina	Mentor, OH	UFA '22
11	Claypool, Chase	WR	6-4	238	7/7/1998	3	Notre Dame	Abbotsford, British Columbia, Canada	D2 '20
12	Boykin, Miles	WR	6-4	220	10/12/1996	4	Notre Dame	New Lenox, IL	W '22 (BAL)
13	Pickens, George	WR	6-3	200	3/4/2001	R	Georgia	Hoover, AL	D2 '22
14	Johnson, Dontae	WR	5-10	183	7/5/1996	4	Toledo	Ruskin, FL	D3a '19
20	Sutton, Cameron	CB	5-11	188	2/27/1995	6	Tennessee	Jonesboro, GA	D3a '17
21	Norwood, Tre	DB	6-0	194	4/19/1999	2	Oklahoma	Fort Smith, AR	D7a '21
22	Harris, Najee	RB	6-1	242	3/9/1998	2	Alabama	Antioch, CA	D1 '21
24	Snell Jr., Benny	RB	5-10	224	2/26/1998	4	Kentucky	Columbus, OH	D4 '19
25	Witherspoon, Ahkello	CB	6-2	195	3/21/1995	6	Colorado	Sacramento, CA	TR '21 (SEA)
27	Allen, Marcus	LB	6-2	215	8/7/1996	4	Penn State	Silver Spring, MD	D5a '18
28	Killebrew, Miles	S	6-2	222	5/10/1993	7	Southern Utah	Henderson, NV	D4 '16
29	Wallace, Levi	CB	6-0	179	6/12/1995	5	Alabama	Tucson, AZ	UFA '22
30	Warren, Jaylen	RB	5-8	215	11/1/1998	R	Oklahoma State	Cottonwoods Heights, UT	UDFA '22
34	Edmunds, Terrell	S	6-1	217	1/20/1997	5	Virginia Tech	Danville, VA	D1 '18
35	Mauler, Arthur	CB	5-10	190	7/13/1993	6	Memphis	New Orleans, LA	FA '21
39	Fitzpatrick, Minkah	S	6-1	207	11/17/1996	5	Alabama	Old Bridge, NJ	TR '19 (MIA)
41	Spillane, Robert	LB	6-1	229	12/14/1995	4	Western Michigan	Oak Park, IL	FA '19
42	Pierre, James	CB	6-2	185	9/16/1996	3	Florida Atlantic	Deerfield Beach, FL	UDFA '20
44	Watt, Derek	FB	6-2	234	11/7/1992	7	Wisconsin	Pewaukee, WI	UFA '20
46	Kuntz, Christian	LS	6-1	228	4/13/1994	2	Duquesne	Pittsburgh, PA	FA '20
48	Jones, Jamir	LB	6-3	255	6/14/1998	2	Notre Dame	Rochester, NY	W '22 (JAX)
50	Reed, Malik	OLB	6-2	235	8/5/1996	4	Nevada	Dothan, AL	TR '22 (DEN)
51	Jack, Myles	LB	6-1	255	9/3/1995	7	UCLA	Scottsdale, AZ	FA '22
53	Green, Kendrick	OL	6-4	315	12/22/1998	2	Illinois	Peoria, IL	D3 '21
55	Bush, Devin	LB	5-11	234	7/18/1998	4	Michigan	Pembroke Pines, FL	D1 '19
56	Highsmith, Alex	LB	6-4	242	8/7/1997	3	Charlotte	Wilmington, NC	D3 '20
57	Adams Sr., Montravius	DT	6-4	304	7/24/1995	6	Auburn	Vienna, GA	FA '21
60	Hassenaue, J.C.	C	6-2	295	9/15/1995	3	Alabama	Woodbury, MN	FA '19
61	Cole, Mason	OL	6-5	298	3/28/1996	5	Michigan	Tarpon Springs, FL	UFA '22
65	Moore Jr., Dan	OT	6-5	315	9/28/1998	2	Texas A&M	Beaumont, TX	D4a '21
69	Dotson, Kevin	OL	6-4	321	9/18/1996	3	Louisiana	Plaquemine, LA	D4b '20
72	Scott, Trent	OL	6-5	320	1/25/1994	5	Grambling State	Huntsville, AL	FA '22
76	Okorafor, Chukwuma	OL	6-6	320	8/8/1997	5	Western Michigan	Southfield, MI	D3b '18
77	Davis, Jesse	OL	6-6	318	9/15/1991	6	Idaho	Asotin, WA	TR '22 (MIN)
78	Daniels, James	OL	6-4	327	9/13/1997	5	Iowa	Warren, OH	UFA '22
81	Gentry, Zach	TE	6-8	265	9/10/1996	4	Michigan	Albuquerque, NM	D5 '19
82	Sims, Steven	WR	5-10	176	3/31/1997	3	Kansas	Houston, TX	FA '21
83	Heyward, Connor	TE/FB	6-0	230	1/22/1999	R	Michigan State	Duluth, GA	D6 '22
88	Freiermuth, Pat	TE	6-5	258	10/25/1998	2	Penn State	Merrimac, MA	D2 '21
89	Oliszewski, Gunner	WR	6-0	190	11/26/1996	4	Bemidji State	Alvin, TX	UFA '22
90	Watt, T.J.	LB	6-4	252	10/11/1994	6	Wisconsin	Pewaukee, WI	D1 '17
92	Loudermilk, Isaiahh	DE	6-7	293	10/10/1997	2	Wisconsin	Howard, KS	D5 '21
93	Robinson, Mark	LB	5-11	235	8/14/1999	R	Mississippi	Leesburg, GA	D7a '22
94	Alualu, Tyson	DE	6-3	304	5/12/1987	13	California	Honolulu, HI	UFA '17
95	Wormley, Chris	DL	6-5	300	10/25/1993	6	Michigan	Toledo, OH	TR '20 (BAL)
97	Heyward, Cameron	DT	6-5	295	5/6/1989	12	Ohio State	Pittsburgh, PA	D1 '11
98	Leal, DeMarvin	DE	6-4	290	7/1/2000	R	Texas A&M	San Antonio, TX	D3 '22
99	Ogunjobi, Larry	DT	6-3	305	6/3/1994	6	Charlotte	Greensboro, NC	FA '22
Practice Squad (16)									
15	White, Cody	WR	6-3	215	11/28/1998	2	Michigan State	Novi, MI	FA '20
16	Jackson, Josh	DB	6-0	196	4/3/1996	4	Iowa	Corinth, Texas	FA '21
26	McFarland Jr., Anthony	RB	5-8	193	3/4/1999	3	Maryland	Hyattsville, MD	D4a '20
31	Gilbert, Mark	CB	6-1	192	6/1/1997	2	Duke	Fayetteville, NC	FA '22
33	Huntley, Jason	RB	5-9	195	4/20/1998	2	New Mexico State	Arlington, Texas	D5 '20
37	Riley, Elijah	S	6-0	205	6/12/1998	3	Army	Port Jefferson, NY	W '22 (NYJ)
40	Adams, Andrew	S	5-11	202	10/28/1992	6	Connecticut	Fayetteville, GA	FA '21
45	Rashed, Hamilcar	LB	6-2	251	1/2/1998	2	Oregon State	Phoenix, AZ	W '22 (NYJ)
49	Russell, Chapelle	MLB	6-1	230	1/20/1997	3	Temple	Lakewood, NJ	FA '22
62	McCollum, Ryan	C	6-5	300	3/4/1998	2	Texas A&M	Spring, TX	W '22 (DET)
68	Dunkle, William	G	6-5	330	12/30/1999	R	San Diego State	Chula Vista, CA	FA '22
73	Davis, Carlos	DT	6-2	320	8/22/1996	3	Nebraska	Blue Springs, MO	D7 '20
74	Leglue, John	OL	6-7	310	4/17/1996	2	Tulane	Alexandria, LA	FA '20
87	Rigg, Justin	TE	6-6	263	3/13/1998	R	Kentucky	Springboro, OH	FA '22
91	Scott, Delontae	LB	6-5	246	1/21/1997	1	SMU	Irving, TX	FA '20
96	Wren, Renell	DT	6-5	315	10/23/1995	3	Arizona State	St. Louis, MO	FA '22
Injured Reserve (6)									
17	Miller, Anthony	WR	5-11	199	10/9/1994	5	Memphis	Memphis, TN	FA '21
19	Austin III, Calvin	WR	5-9	162	3/24/1999	R	Memphis	Memphis, TN	D4 '22
23	Kazee, Damontae	S	5-11	174	6/5/1993	6	San Diego State	San Bernardino, CA	FA '22
30	Platel, Carlins	DB	6-1	205	8/15/1999	R	South Carolina	Everett, MA	UDFA '22
33	McNichols, Jeremy	RB	5-9	205	12/26/1995	2	Boise State	Santa Margarita, Calif.	FA '20
38	Joseph, Karl	S	5-10	200	9/8/1993	7	West Virginia	Orlando, FL	FA '21

COACHING STAFF

HEAD COACH: Mike Tomlin

ASSISTANTS: John Mitchell (Asst. Head Coach); Teryl Austin (Defensive Coordinator); Matt Canada (Offensive Coordinator); Danny Smith (Special Teams Coordinator); Brian Flores (Senior Defensive Assistant); Grady Brown (Secondary); Karl Dunbar (Defensive Line); Eddie Faulkner (Running Backs); Frisman Jackson (Wide Receivers); Pat Meyer (Offensive Line); Jerry Olsavsky (Inside Linebackers); Alfredo Roberts (Tight Ends); Mike Sullivan (Quarterbacks); David Corley (Assistant Quarterbacks); Denzel Martin (Assistant Outside Linebackers); Isaac Williams (Assistant Offensive Line); Blaine Stewart (Assistant Wide Receivers); Matt Tomsho (Quality Control); Garrett Giemont (Senior Conditioning Coordinator); Marcel Pastoor (Head Strength & Conditioning Coach); Rodain Delus (Strength & Conditioning Assistant)

QUARTERBACKS (3)

2 Mason Rudolph	QB	8 Kenny Pickett	QB
10 Mitch Trubisky	QB		

RUNNING BACKS (4)

22 Najee Harris	RB	24 Benny Snell Jr.	RB
30 Jaylen Warren	RB	44 Derek Watt	FB

WIDE RECEIVERS (6)

11 Chase Claypool	WR	13 Miles Boykin	WR
14 George Pickens	WR	18 Diontae Johnson	WR
82 Steven Sims	WR	89 Gunner Olszewski	WR

TIGHT ENDS (3)

81 Zach Gentry	TE	83 Connor Heyward	TE/FB
88 Pat Freiermuth	TE		

OFFENSIVE LINE (9)

53 Kendrick Green	OL	60 J.C. Hassenauer	C
61 Mason Cole	OL	65 Dan Moore Jr.	OT
69 Kevin Dotson	OL	72 Trent Scott	OL
76 Chukwuma Okorafor	OL	77 Jesse Davis	OL
78 James Daniels	OL		

LINEBACKERS (9)

27 Marcus Allen	LB	41 Robert Spillane	LB
48 Jamir Jones	LB	50 Malik Reed	OLB
51 Myles Jack	LB	55 Devin Bush	LB
56 Alex Highsmith	LB	90 T.J. Watt	LB
93 Mark Robinson	LB		

DEFENSIVE BACKS (9)

20 Cameron Sutton	CB	21 Tre Norwood	DB
25 Ahkello Witherspoon	CB	28 Miles Killebrew	S
29 Levi Wallace	CB	34 Terrell Edmunds	S
35 Arthur Maulet	CB	39 Minkah Fitzpatrick	S
42 James Pierre	CB		

DEFENSIVE LINE (7)

57 Montravius Adams Sr.	DT	92 Isaiahh Loudermilk	DE
94 Tyson Alualu	DE	95 Chris Wormley	DL
97 Cameron Heyward	DT	98 DeMarvin Leal	DE
99 Larry Ogunjobi	DT		

SPECIALISTS (3)

6 Pressley Harvin III	P	9 Chris Boswell	K
46 Christian Kuntz	LS		

2022 PITTSBURGH STEELERS EXPERIENCE (AS OF SEPTEMBER 11, 2022)														
NO	NAME	POS	HT	WT	DOB	AGE	EXP	COLLEGE	HOMETOWN	HOW ACQ	GP	GS	DPN	INA
THIRTEENTH SEASON (1)														
94	Tyson Alualu	DE	6-3	304	05/12/87	35	13	California	Honolulu, HI	UFA '17	0	0	0	0
TWELFTH SEASON (1)														
97	Cameron Heyward	DT	6-5	295	05/06/89	33	12	Ohio State	Pittsburgh, PA	D1 '11	0	0	0	0
EIGHTH SEASON (1)														
9	Chris Boswell	K	6-2	185	03/16/91	31	8	Rice	Fort Worth, TX	FA '15	0	0	0	0
SEVENTH SEASON (4)														
44	Derek Watt	FB	6-2	234	11/07/92	29	7	Wisconsin	Pewaukee, WI	UFA '20	0	0	0	0
38	Karl Joseph	S	5-10	200	09/08/93	28	7	West Virginia	Orlando, FL	FA '21	0	0	0	0
28	Miles Killebrew	S	6-2	222	05/10/93	29	7	Southern Utah	Henderson, NV	D4 '16	0	0	0	0
51	Myles Jack	LB	6-1	255	09/03/95	27	7	UCLA	Scottsdale, AZ	FA '22	0	0	0	0
SIXTH SEASON (11)														
25	Akello Witherspoon	CB	6-2	195	03/21/95	27	6	Colorado	Sacramento, CA	TR '21 (SEA)	0	0	0	0
40	Andrew Adams	S	5-11	202	10/28/92	29	6	Connecticut	Fayetteville, GA	FA-21	0	0	0	0
35	Arthur Mulet	CB	5-10	190	07/13/93	29	6	Memphis	New Orleans, LA	FA-21	0	0	0	0
20	Cameron Sutton	CB	5-11	188	02/27/95	27	6	Tennessee	Jonesboro, GA	D3a '17	0	0	0	0
95	Chris Wormley	DL	6-5	300	10/25/93	28	6	Michigan	Toledo, OH	TR '20 (BAL)	0	0	0	0
23	Damontae Kazee	S	5-11	174	06/05/93	29	6	San Diego State	San Bernardino, CA	FA '22	0	0	0	0
77	Jesse Davis	OL	6-6	318	09/15/91	30	6	Idaho	Asotin, WA	TR '22 (MIN)	0	0	0	0
99	Larry Ogunjobi	DT	6-3	305	06/03/94	28	6	Charlotte	Greensboro, NC	FA '22	0	0	0	0
10	Mitch Trubisky	QB	6-2	220	08/20/94	28	6	North Carolina	Mentor, OH	UFA '22	0	0	0	0
57	Montavius Adams Sr.	DT	6-4	304	07/24/95	27	6	Auburn	Vienna, GA	FA '21	0	0	0	0
90	T.J. Watt	LB	6-4	252	10/11/94	27	6	Wisconsin	Pewaukee, WI	D1 '17	0	0	0	0
FIFTH SEASON (9)														
17	Anthony Miller	WR	5-11	199	10/09/94	27	5	Memphis	Memphis, TN	FA '21	0	0	0	0
76	Chukwuma Okorafor	OL	6-6	320	08/08/97	25	5	Western Michigan	Southfield, MI	D3b '18	0	0	0	0
78	James Daniels	OL	6-4	327	09/13/97	24	5	Iowa	Warren, OH	UFA '22	0	0	0	0
29	Levi Wallace	CB	6-0	179	06/12/95	27	5	Alabama	Tucson, AZ	UFA '22	0	0	0	0
61	Mason Cole	OL	6-5	298	03/28/96	26	5	Michigan	Tarpon Springs, FL	UFA '22	0	0	0	0
2	Mason Rudolph	QB	6-5	235	06/17/95	27	5	Oklahoma State	Rock Hill, SC	D3a '18	0	0	0	0
39	Minkah Fitzpatrick	S	6-1	207	11/17/96	25	5	Alabama	Old Bridge, NJ	TR '19 (MIA)	0	0	0	0
34	Terrell Edmunds	S	6-1	217	01/20/97	25	5	Virginia Tech	Danville, VA	D1 '18	0	0	0	0
72	Trent Scott	OL	6-5	320	01/25/94	28	5	Grambling State	Huntsville, AL	FA '22	0	0	0	0
FOURTH SEASON (10)														
24	Benny Snell Jr.	RB	5-10	224	02/26/98	24	4	Kentucky	Columbus, OH	D4 '19	0	0	0	0
55	Devin Bush	LB	5-11	234	07/18/98	24	4	Michigan	Pembroke Pines, FL	D1 '19	0	0	0	0
18	Diontae Johnson	WR	5-10	183	07/05/96	26	4	Toledo	Ruskin, FL	D3a '19	0	0	0	0
89	Gunner Olszewski	WR	6-0	190	11/26/96	25	4	Bemidji State	Alvin, TX	UFA '22	0	0	0	0
16	Josh Jackson	DB	6-0	196	04/03/96	26	4	Iowa	Corinth, Texas	FA-21	0	0	0	0
50	Malik Reed	OLB	6-2	235	08/05/96	26	4	Nevada	Dothan, AL	TR '22 (DEN)	0	0	0	0
27	Marcus Allen	LB	6-2	215	08/07/96	26	4	Penn State	Silver Spring, MD	D5a '18	0	0	0	0
13	Miles Boykin	WR	6-4	220	10/12/96	25	4	Notre Dame	New Lenox, IL	W '22 (BAL)	0	0	0	0
41	Robert Spillane	LB	6-1	229	12/14/95	26	4	Western Michigan	Oak Park, IL	FA '19	0	0	0	0
81	Zach Gentry	TE	6-8	265	09/10/96	25	4	Michigan	Albuquerque, NM	D5 '19	0	0	0	0
THIRD SEASON (11)														
56	Alex Highsmith	LB	6-4	242	08/07/97	25	3	Charlotte	Wilmington, NC	D3 '20	0	0	0	0
26	Anthony McFarland Jr.	RB	5-8	193	03/04/99	23	3	Maryland	Hyattsville, MD	D4a '20	0	0	0	0
73	Carlos Davis	DT	6-2	320	08/22/96	26	3	Nebraska	Blue Springs, MO	D7 '20	0	0	0	0
49	Chapelie Russell	MLB	6-1	230	01/20/97	25	3	Temple	Lakewood, NJ	FA '22	0	0	0	0
11	Chase Claypool	WR	6-4	238	07/07/98	24	3	Notre Dame	Abbotsford, British Columbia, Canada	D2 '20	0	0	0	0
37	Elijah Riley	S	6-0	205	06/12/98	24	3	Army	Port Jefferson, NY	W '22 (NYJ)	0	0	0	0
60	J.C. Hassenauer	C	6-2	295	09/15/95	26	3	Alabama	Woodbury, MN	FA '19	0	0	0	0
42	James Pierre	CB	6-2	185	09/16/96	25	3	Florida Atlantic	Deerfield Beach, FL	UDFA '20	0	0	0	0
96	Kevin Dotson	OL	6-4	321	09/18/96	25	3	Louisiana	Plaquemine, LA	D4b '20	0	0	0	0
96	Renell Wren	DT	6-5	315	10/23/95	26	3	Arizona State	St. Louis, MO	FA '22	0	0	0	0
82	Steven Sims	WR	5-10	176	03/31/97	25	3	Kansas	Houston, TX	FA '21	0	0	0	0
SECOND SEASON (16)														
46	Christian Kuntz	LS	6-1	228	04/13/94	28	2	Duquesne	Pittsburgh, PA	FA '20	0	0	0	0
15	Cody White	WR	6-3	215	11/28/98	23	2	Michigan State	Novi, MI	FA '20	0	0	0	0
65	Dan Moore Jr.	OT	6-5	315	09/28/93	23	2	Texas A&M	Beaumont, TX	D4a '21	0	0	0	0
45	Hamlicar Rashed	LB	6-2	251	01/02/98	24	2	Oregon State	Phoenix, AZ	W '22 (NYJ)	0	0	0	0
92	Isaiah Loundermilk	DE	6-7	293	10/10/97	24	2	Wisconsin	Howard, KS	D5 '21	0	0	0	0
48	Jamir Jones	LB	6-3	255	06/14/98	24	2	Notre Dame	Rochester, NY	W '22 (JAX)	0	0	0	0
33	Jason Huntley	RB	5-9	195	04/20/98	24	2	New Mexico State	Arlington, Texas	D5 '20	0	0	0	0
33	Jeremy McNichols	RB	5-9	205	12/26/95	26	2	Boise State	Santa Margarita, Calif.	FA '20	0	0	0	0
74	John Legue	OL	6-7	310	04/17/96	26	2	Tulane	Alexandria, LA	FA '20	0	0	0	0
53	Kendrick Green	OL	6-4	315	12/22/98	23	2	Illinois	Peoria, IL	D3 '21	0	0	0	0
31	Mark Gilbert	CB	6-1	192	06/01/97	25	2	Duke	Fayetteville, NC	FA '22	0	0	0	0
22	Najee Harris	RB	6-1	242	03/09/98	24	2	Alabama	Antioch, CA	D1 '21	0	0	0	0
88	Pat Freiermuth	TE	6-5	258	10/25/98	23	2	Penn State	Merrimack, MA	D2 '21	0	0	0	0
6	Pressley Harvin III	P	6-0	255	09/17/98	23	2	Georgia Tech	Alcolu, SC	D7b '21	0	0	0	0
62	Ryan McCollum	C	6-5	300	03/04/98	24	2	Texas A&M	Spring, TX	W '22 (DET)	0	0	0	0
21	Tre Norwood	DB	6-0	194	04/19/99	23	2	Oklahoma	Fort Smith, AR	D7a '21	0	0	0	0
FIRST SEASON (1)														
91	Delontae Scott	LB	6-5	246	01/21/97	25	1	SMU	Irving, TX	FA '20	0	0	0	0
ROOKIE (10)														
19	Calvin Austin III	WR	5-9	162	03/24/99	23	R	Memphis	Memphis, TN	D4 '22	0	0	0	0
30	Carlinis Platel	DB	6-1	205	08/15/99	23	R	South Carolina	Everett, MA	UDFA '22	0	0	0	0
83	Connor Heyward	TE/FB	6-0	230	01/22/99	23	R	Michigan State	Duluth, GA	D6 '22	0	0	0	0
98	DeMarvin Leal	DE	6-4	290	07/01/2002	22	R	Texas A&M	San Antonio, TX	D3 '22	0	0	0	0
14	George Pickens	WR	6-3	200	03/04/01	21	R	Georgia	Hoover, AL	D2 '22	0	0	0	0
30	Jaylen Warren	RB	5-8	215	11/01/98	23	R	Oklahoma State	Cottonwoods Heights, UT	UFA '22	0	0	0	0
87	Justin Rigg	TE	6-6	263	03/13/98	24	R	Kentucky	Springboro, OH	FA '22	0	0	0	0
8	Kenny Pickett	QB	6-3	220	06/06/98	24	R	Pittsburgh	Oakhurst, NJ	D1 '22	0	0	0	0
93	Mark Robinson	LB	5-11	235	08/14/99	23	R	Mississippi	Leesburg, GA	D7a '22	0	0	0	0
68	William Dunkle	G	6-5	330	12/30/99	22	R	San Diego State	Chula Vista, CA	FA '22	0	0	0	0

YEAR	DRAFTTEES (27)	FREE AGENTS (17)	COLLEGE FREE AGENTS (2)	TRADES/WAIVERS (6)
2022	QB Kenny Pickett (1) WR George Pickens (2) DE DeMarvin Leal (3) TE/FB Connor Heyward (6) LB Mark Robinson (7a)	OL Mason Cole (UFA '22) OL James Daniels (UFA '22) LB Myles Jack (FA '22) DT Larry Ogunjobi (FA '22) WR Gunner Olszewski (UFA '22) OL Trent Scott (FA '22) QB Mitch Trubisky (UFA '22) CB Levi Wallace (UFA '22)	RB Jaylen Warren (UDFA '22)	WR Miles Boykin (W '22 BAL) LB Jamir Jones (W '22 JAX) OLB Malik Reed (TR '22 DEN)
2021	RB Najee Harris (1) TE Pat Freiermuth (2) OL Kendrick Green (3) OT Dan Moore Jr. (4a) DE Isaiahh Loudermilk (5) DB Tre Norwood (7a) P Pressley Harvin III (7b)	DT Montravius Adams Sr. (FA '21) CB Arthur Maulet (FA '21) WR Steven Sims (FA '21)		CB Ahkello Witherspoon (TR '21 SEA)
2020	WR Chase Claypool (2) LB Alex Highsmith (3) OL Kevin Dotson (4)	LS Christian Kuntz (FA '20) FB Derek Watt (UFA '20)	CB James Pierre (UDFA '20)	DL Chris Wormley (TR '20 BAL)
2019	LB Devin Bush (1) WR Diontae Johnson (3) RB Benny Snell Jr. (4) TE Zach Gentry (5)	C J.C. Hassenauer (FA '19) LB Robert Spillane (FA '19)		S Minkah Fitzpatrick (TR '19 MIA)
2018	S Terrell Edmunds (1) OL Chukwuma Okorafor (3) QB Mason Rudolph (3) LB Marcus Allen (5)			
2017	LB T.J. Watt (1) CB Cameron Sutton (3)	DE Tyson Alualu (UFA '17)		
2016	S Miles Killebrew (4)			
2015		K Chris Boswell (FA '15)		
2011	DT Cameron Heyward (1)			

(As of September 6, 2022)

OFFENSE

WR	18 Diontae Johnson	89 Gunner Olszewski	
WR	11 Chase Claypool	82 Steven Sims	
WR	14 <u>George Pickens</u>	13 Miles Boykin	
LT	65 Dan Moore Jr.	72 Trent Scott	
LG	69 Kevin Dotson	53 Kendrick Green	
C	61 Mason Cole	60 J.C. Hassenauer	
RG	78 James Daniels		
RT	76 Chukwuma Okorafor	77 Jesse Davis	
TE	88 Pat Freiermuth	81 Zach Gentry	83 <u>Connor Heyward</u>
QB	10 Mitch Trubisky	8 <u>Kenny Pickett</u>	2 Mason Rudolph
RB	22 Najee Harris	30 <u>Jaylen Warren</u>	24 Benny Snell Jr.
FB	44 Derek Watt		

DEFENSE

DT	97 Cameron Heyward	92 Isaiahh Loundermilk	-or- 98 <u>DeMarvin Leal</u>
DE	99 Larry Ogunjobi	95 Chris Wormley	
NT	94 Tyson Alualu	57 Montravius Adams Sr.	
LOLB	90 T.J. Watt	50 Malik Reed	
LILB	55 Devin Bush	41 Robert Spillane	
RILB	51 Myles Jack	93 <u>Mark Robinson</u>	27 Marcus Allen
ROLB	56 Alex Highsmith	48 Jamir Jones	
LCB	25 Ahkello Witherspoon	42 James Pierre	
RCB	20 Cameron Sutton	29 Levi Wallace	
SS	34 Terrell Edmunds	28 Miles Killebrew	
FS	33 Minkah Fitzpatrick	21 Tre Norwood	
NB	35 Arthur Maulet		

SPECIALISTS


K	9 Chris Boswell	
H	6 Pressley Harvin III	
P	6 Pressley Harvin III	
LS	46 Christian Kuntz	
PR	89 Gunner Olszewski	82 Steven Sims
KR	89 Gunner Olszewski	82 Steven Sims

PRONUNCIATION GUIDE

Tyson Alualu	AH-loo AH-loo	Gunner Olszewski	O-sheh-ski
Pat Freiermuth	Friar-mooth	Robert Spillane	Spuh-LANE
Najee Harris	NAH-jee	Mitch Trubisky	truh-BISS-kee
Miles Killebrew	KILLA-brew	Levi Wallace	LEE-vye (like the jeans)
Arthur Maulet	mah-LETT	Ahkello Witherspoon	uh-KELL-oh
Chukwuma Okorafor	Chuck-WOO-muh oh-KOR-uh-for		

DATE	POS.	PLAYER	TRANSACTION	POS.	PLAYER	TRANSACTION
9/5	S	Andrew Adams	Signed to Practice Squad	CB	Josh Jackson	Signed to Practice Squad
	LB	Delontae Scott	Signed to Practice Squad			
9/2	RB	Jason Huntley	Signed to Practice Squad	DT	Renell Wren	Signed to Practice Squad
9/1	LB	Marcus Allen	Signed to 53-man roster	T	Trent Scott	Signed to 53-man roster
	WR	Calvin Austin	Placed on Reserve/Injured List	S	Damontae Kazee	Placed on Reserve/Injured List
	CB	Mark Gilbert	Signed to Practice Squad	LB	Chapelle Russell	Signed to Practice Squad
	TE	Justin Rigg	Signed to Practice Squad			
8/31	RB	Anthony McFarland Jr.	Signed to Practice Squad	WR	Cody White	Signed to Practice Squad
	G	William Dunkle	Signed to Practice Squad	OL	John Leglue	Signed to Practice Squad
	C	Ryan McCollum	Signed to Practice Squad	DT	Carlos Davis	Signed to Practice Squad
	LB	Hamilcar Rashed	Signed to Practice Squad	S	Elijah Riley	Signed to Practice Squad
8/30	T	Trent Scott	Released	RB	Anthony McFarland Jr.	Released
	S	Elijah Riley	Released	CB	Chris Steele	Released
	DB	Linden Stephens	Released	DT	Carlos Davis	Released
	DT	Khalil Davis	Released	NT	Donovan Jeter	Released
	DE	Henry Mondeaux	Released	LB	Ron'Dell Carter	Released
	LB	Buddy Johnson	Released	LB	Hamilcar Rashed	Released
	LB	Delontae Scott	Released	LB	James Vaughters	Released
	G	William Dunkle	Released	T	Adrian Ealy	Released
	T	Chaz Green	Released	OL	John Leglue	Released
	C	Ryan McCollum	Released	RB	Max Borghi	Released
	TE	Kevin Rader	Released	TE	Jace Sternberger	Released
	WR	Tyler Snead	Released	WR	Tyler Vaughns	Released
	WR	Cody White	Released	DB	Carlins Platel	Waived/Injured
	T	Jesse Davis	Acquired via Trade (MIN)	LB	Marcus Allen	Released
	CB	Justin Layne	Released	T	Joe Haeg	Released
	LB	Malik Reed	Acquired via Trade (DEN)			
8/23	LB	Genard Avery	Released	WR	Christian Blake	Released
	RB	Mataeo Durant	Released	QB	Chris Oladokun	Released
	K	Nick Sciba	Released			
8/22	T	Adrian Ealy	Signed to one-year contract	T	Jordan Tucker	Waived
8/18	RB	Max Borghi	Signed to one-year contract	RB	Master Teague	Waived/Injured
8/16	C	Ryan McCollum	Claimed off waivers (DET)	G	Nate Gilliam	Waived
	G	William Dunkle	Signed to one-year contract	S	Karl Joseph	Placed on Reserve/Injured List
	WR	Anthony Miller	Placed on Reserve/Injured List			
8/15	LB	Tuzar Skipper	Waived/Injured	LB	James Vaughters	Signed to one-year contract
8/11	LB	Hamilcar Rashed	Claimed off waivers (NYJ)	LB	Ulysees Gilbert III	Waived/Injured
	WR	Javon McKinley	Waived/Injured	WR	Christian Blake	Signed to one-year contract
8/8	DE	Tyson Alualu	Activated from Active/PUP List	LB	T.D. Moultry	Waived/Injured
	LB	Ron'Dell Carter	Signed to one-year contract			
8/4	S	Minkah Fitzpatrick	Activated from Active/NFI List	WR	Diontae Johnson	Signed to three-year contract
8/3	RB	Master Teague	Signed to one-year contract	RB	Jeremy McNichols	Placed on Reserve/Injured List
8/1	WR	Javon McKinley	Signed to one-year contract	LB	Tyree Johnson	Waived
7/26	DE	Tyson Alualu	Placed on Active/PUP List	S	Minkah Fitzpatrick	Placed on Active/NFI List
	RB	Jeremy McNichols	Signed to one-year contract	RB	Trey Edmunds	Released
7/19	DT	Doug Costin	Signed to one-year contract			
6/23	QB	Kenny Pickett	Signed to four-year contract			
6/21	DT	Larry Ogunjobi	Signed to one-year contract			
6/15	S	Minkah Fitzpatrick	Signed to five-year contract			
6/6	WR	Calvin Austin	Signed to four-year contract			
6/2	LB	Tuzar Skipper	Signed to one-year contract			
6/1	DE	Stephon Tuitt	Retired			
5/31	DT	Trevon Mason	Waived			
5/20	DL	DeMarvin Leal	Signed to four-year contract			
5/16	DT	Trevon Mason	Signed to one-year contract	DB	Carlins Platel	Signed to one-year contract
	K	Nick Sciba	Signed to one-year contract	WR	Tyler Snead	Signed to one-year contract
	K	Sam Sloman	Waived	WR	Rico Bussey	Waived
5/14	TE/FB	Connor Heyward	Signed to four-year contract	LB	Mark Robinson	Signed to four-year contract
	QB	Chris Oladokun	Signed to four-year contract			
5/13	WR	George Pickens	Signed to four-year contract	OL	Trent Scott	Signed to one-year contract
	G	Malcolm Pridgeon	Waived			
5/10	LS	Rex Sunahara	Waived	LB	Tegray Scales	Waived
	CB	Isaiah Johnson	Waived/Injured			
5/3	S	Damontae Kazee	Signed to one-year contract			
5/1	OL	Jake Dixon	Agreed to terms	RB	Mataeo Durant	Agreed to terms
	DL	Donovan Jeter	Agreed to terms	LB	Tyree Johnson	Agreed to terms
	LB	T.D. Moultry	Agreed to terms	C	Chris Owens	Agreed to terms
	CB	Chris Steele	Agreed to terms	OL	Jordan Tucker	Agreed to terms
	RB	Jaylen Warren	Agreed to terms	CB	Bryce Watts	Agreed to terms
4/30	WR	Calvin Austin	Drafted in 4th round of 2022 NFL Draft (138th overall)	TE/FB	Connor Heyward	Drafted in 6th round of 2022 NFL Draft (208th overall)
	LB	Mark Robinson	Drafted in 7th round of 2022 NFL Draft (225th overall)	QB	Chris Oladokun	Drafted in 7th round of 2022 NFL Draft (241st overall)
4/29	WR	George Pickens	Drafted in 2nd round of 2022 NFL Draft (52nd overall)	DL	DeMarvin Leal	Drafted in 3rd round of 2022 NFL Draft (84th overall)
4/28	QB	Kenny Pickett	Drafted in 1st round of 2022 NFL Draft (20th overall)			
4/25	S	Terrell Edmunds	Signed to one-year contract			
4/19	LB	Marcus Allen	Signed to one-year exclusive rights tender	WR	Miles Boykin	Claimed off waivers (BAL)
4/12	C	J.C. Hassenauer	Signed to one-year exclusive rights tender			
4/8	LB	Robert Spillane	Signed to one-year restricted free agent tender			
3/31	LB	Genard Avery	Signed to one-year contract	S	Karl Joseph	Signed to one-year contract
3/25	CB	Ahkelio Witherspoon	Signed to two-year contract			
3/22	DL	Montravius Adams	Signed to two-year contract			
3/21	WR	Gunner Olszewski	Signed to two-year contract			
3/17	QB	Mitchell Trubisky	Signed to two-year contract	G	James Daniels	Signed to three-year contract
	OL	Mason Cole	Signed to three-year contract	LB	Joe Schobert	Released
	CB	Levi Wallace	Signed to two-year contract			
3/16	QB	Dwayne Haskins Jr.	Signed to one-year restricted free agent tender	T	Zach Banner	Released
3/15	S	Miles Killebrew	Signed to two-year contract			
3/14	T	Chukwuma Okorafor	Signed to three-year contract	CB	Arthur Maulet	Signed to two-year contract

1/27 LB	John Simon	Signed Reserve/Future Contract			
1/26 P	Cameron Nizialek	Signed Reserve/Future Contract			
1/24 WR	Anthony Miller	Signed Reserve/Future Contract			
1/21 T	Chaz Green	Signed Reserve/Future Contract	RB	Trey Edmunds	Signed Reserve/Future Contract
1/19 LS	Christian Kuntz	Signed to one-year contract	DB	Isaiah Johnson	Signed Reserve/Future Contract
WR	Steven Sims Sr.	Signed Reserve/Future Contract			
1/18 DE	Daniel Archibong	Signed Reserve/Future Contract	WR	Rico Bussey	Signed Reserve/Future Contract
DT	Khalil Davis	Signed Reserve/Future Contract	G	Nate Gilliam	Signed Reserve/Future Contract
G	Malcolm Pridgeon	Signed Reserve/Future Contract	LB	Delontae Scott	Signed Reserve/Future Contract
K	Sam Sloman	Signed Reserve/Future Contract	DB	Linden Stephens	Signed Reserve/Future Contract
TE	Jace Sternberger	Signed Reserve/Future Contract	S	Donovan Stiner	Signed Reserve/Future Contract
LS	Rex Sunahara	Signed Reserve/Future Contract	WR	Tyler Vaughns	Signed Reserve/Future Contract
1/15 WR	JuJu Smith-Schuster	Activated from Reserve/Injured List	P	Corliss Waitman	Released
1/14 K	Sam Sloman	Signed to Practice Squad	WR	Tyler Vaughns	Released from Practice Squad
CB	James Pierre	Placed on Reserve/COVID 19 List			
1/13 WR	James Washington	Activated from the Reserve/COVID List	LB	Buddy Johnson	Placed on Practice Squad/COVID 19 List
1/10 WR	Tyler Vaughns	Signed to Practice Squad	K	Sam Sloman	Released from Practice Squad
1/8 CB	Joe Haden	Activated from the Reserve/COVID List	WR	Diontae Johnson	Activated from the Reserve/COVID List
WR	James Washington	Placed on Reserve/COVID 19 List	G	Rashaad Coward	Elevated to the Active/Inactive Roster
DL	Isaiah Buggs	Released	WR	Tyler Vaughns	Released from Practice Squad
K	Sam Sloman	Signed to Practice Squad			
1/7 WR	Diontae Johnson	Activated from the Reserve/COVID List	G	Nate Gilliam	Signed to Practice Squad
LB	Buddy Johnson	Placed on Reserve/Injured List	WR	Rico Bussey	Released from Practice Squad
WR	Damion Willis	Released from Practice Squad			
1/6 DL	Daniel Archibong	Restored to Practice Squad	WR	Diontae Johnson	Placed on Reserve/COVID 19 List
C	Kendrick Green	Placed on Reserve/COVID 19 List			
1/5 CB	Joe Haden	Placed on Reserve/COVID 19 List	LB	Joe Schobert	Activated from the Reserve/COVID List
DL	Chris Wormley	Activated from the Reserve/COVID List	T	Zach Banner	Activated from the Reserve/COVID List
LB	Devin Bush	Activated from the Reserve/COVID List	DB	Arthur Maulet	Activated from the Reserve/COVID List
RB	Anthony McFarland Jr.	Activated from the Reserve/COVID List			
1/4 WR	Anthony Miller	Restored to Practice Squad	WR	Steven Sims Sr.	Restored to Practice Squad
WR	Tyler Vaughns	Restored to Practice Squad	P	Cameron Nizialek	Released from Practice Squad
K	Sam Sloman	Released from Practice Squad	LB	Jacob Tuioti-Mariner	Terminated his own Practice Squad contract
1/3 G	Rashaad Coward	Elevated to the Active/Inactive Roster as a COVID-19 Replacement	RB	Trey Edmunds	Elevated to Active/Inactive Roster as COVID-19 Replacement
K	Sam Sloman	Signed to Practice Squad	WR	Damion Willis	Placed on Practice Squad/COVID 19 List
WR	Darrius Shepherd	Released from Practice Squad			
1/1 DL	Isaiah Buggs	Activated from the Reserve/COVID List	S	Karl Joseph	Restored to the Practice Squad
LB	Tegray Scales	Signed from Cincinnati Practice Squad			



57

MONTRAVIUS ADAMS SR.
DEFENSIVE TACKLE

HEIGHT: 6-4
WEIGHT: 304
COLLEGE: Auburn
BORN: July 24, 1995

BIRTHPLACE: Vienna, GA
HOW ACQUIRED: FA '21
NFL EXPERIENCE: 6th year

MONTRAVIUS ADAMS SR.'S NFL REGULAR SEASON DEFENSIVE STATISTICS

DATE	TEAM	GP	GS	TK	S	A	TACKLES				QBH	INTERCEPTIONS				O. FUMB				ST				MISC			
							TFL	YDS	SK	YDS		NO	YDS	LG	TD	PD	FF	FR	TD	YDS	TK	S	A	FF	FR	S	A
2017	Packers	7	0	2	1	1	0	0	0.0	0.0	1	0	0	0	0	0	0	0	0	0	0	0	0	0	0	0	
2018	Packers	16	1	20	11	9	1	2	1.5	3.5	0	0	0	0	0	0	0	0	0	0	0	0	0	0	0	0	
2019	Packers	14	2	11	4	7	0	0	0.0	0.0	2	0	0	0	3	0	1	0	0	0	0	0	0	0	0	0	
2020	Packers	8	0	11	6	5	2	1	0.0	0.0	0	0	0	0	0	0	0	0	0	0	0	0	0	0	0	0	
2021	Patriots	0	0	0	0	0	0	0	0.0	0.0	0	0	0	0	0	0	0	0	0	0	0	0	0	0	0	0	
Went from New England to New Orleans.																											
2021	Saints	5	1	7	1	6	1	2	0.0	0.0	0	0	0	0	0	0	1	0	0	0	0	0	0	0	0	0	
Went from New Orleans to Pittsburgh.																											
2021	Steelers	5	3	8	6	2	1	3	0.0	0.0	3	0	0	0	0	1	0	0	0	0	0	0	0	0	0	0	
2021	TOTAL	10	4	15	7	8	2	5	0.0	0.0	3	0	0	0	2	0	0	0	0	0	0	0	0	0	0	0	
NFL TOTALS		55	7	59	29	30	5	8	1.5	3.5	6	0	0	0	0	5	1	1	0	0	0	0	0	0	0	0	

MONTRAVIUS ADAMS SR.'S NFL POSTSEASON DEFENSIVE STATISTICS

				TACKLES							INTERCEPTIONS				O. FUMB				ST				MISC				
DATE	TEAM	GP	GS	TK	S	A	TFL	YDS	SK	YDS	QBH	NO	YDS	LG	TD	PD	FF	FR	TD	YDS	TK	S	A	FF	FR	S	A
2019	Packers	2	0	0	0	0	0	0	0.0	0.0	1	0	0	0	0	0	0	0	0	0	0	0	0	0	0	0	0
2020	Packers	0	0	0	0	0	0	0	0.0	0.0	0	0	0	0	0	0	0	0	0	0	0	0	0	0	0	0	0
2021	Steelers	1	0	2	2	0	1	10	1.0	10.0	1	0	0	0	0	0	0	0	0	0	0	0	0	0	0	0	0
NFL TOTALS		3	0	2	2	0	1	10	1.0	10.0	2	0	0	0	0	0	0	0	0	0	0	0	0	0	0	0	0

SINGLE-GAME HIGHS: DEFENSIVE

Total Tackles	7 vs. Detroit Lions, Dec 30, 2018	Forced Fumbles	1 at Chicago Bears, Dec 16, 2018
	5 at Los Angeles Chargers, Nov 03, 2019	Fumble Recoveries	1 vs. Carolina Panthers, Nov 10, 2019
Solo Tackles	5 at Los Angeles Chargers, Nov 03, 2019	Tackles For Loss	2 at New York Jets, Dec 23, 2018
	4 vs. Detroit Lions, Dec 30, 2018		2 at Chicago Bears, Dec 16, 2018
Sacks	1.0 vs. Miami Dolphins, Nov 11, 2018		
	0.5 at Chicago Bears, Dec 16, 2018		
Passes Defensed	1 vs. Baltimore Ravens, Dec 05, 2021		
	1 at Washington Football Team, Oct 10, 2021		
	...3 more at 1.		

SINGLE-GAME HIGHS - POSTSEASON: DEFENSIVE

Total Tackles	2 at Kansas City Chiefs, Jan 16, 2022	Sacks	1.0 at Kansas City Chiefs, Jan 16, 2022
Solo Tackles	2 at Kansas City Chiefs, Jan 16, 2022	Tackles For Loss	1 at Kansas City Chiefs, Jan 16, 2022

2021 GAME-BY-GAME REGULAR-SEASON STATISTICS (PATRIOTS/SAINTS/STEELERS)

DATE	OPPONENT	P/S	TACKLES							INTERCEPTIONS					O. FUMB			ST			MISC		W/L	SCORE				
			TK	S	A	SK	YDS	TFL	YDS	QBH	NO	YDS	LG	TD	PD	FF	FR	TD	YDS	TK	S	A			FF	FR	S	A
09/12	Dolphins		DID NOT PLAY																								L	16-17
Went from Patriots to Saints.																												
09/19	at Panthers		ON INACTIVE LIST																								L	7-26
09/26	at Patriots	P	1	0	1	0.0	0.0	0	0	0	0	0	0	0	0	0	0	0	0	0	0	0	0	0	0	W	28-13	
10/03	Giants		ON INACTIVE LIST																								L	21-27+
10/10	at Football Team	P	3	1	2	0.0	0.0	1	2	0	0	0	0	1	0	0	0	0	0	0	0	0	0	0	0	W	33-22	
10/25	at Seahawks	S	2	0	2	0.0	0.0	0	0	0	0	0	0	0	0	0	0	0	0	0	0	0	0	0	0	W	13-10	
10/31	Buccaneers	P	1	0	1	0.0	0.0	0	0	0	0	0	0	0	0	0	0	0	0	0	0	0	0	0	0	W	36-27	
11/07	Falcons		ON INACTIVE LIST																								L	25-27
11/14	at Titans	P	0	0	0	0.0	0.0	0	0	0	0	0	0	0	0	0	0	0	0	0	0	0	0	0	0	L	21-23	
11/21	at Eagles		PRACTICE SQUAD																								L	29-40
11/25	Bills		PRACTICE SQUAD																								L	6-31
Went from Saints to Steelers.																												
12/05	Ravens	S	2	1	1	0.0	0.0	0	0	0	0	0	0	0	0	0	0	0	0	0	0	0	0	0	0	W	20-19	
12/09	at Vikings	P	2	1	1	0.0	0.0	1	3	2	0	0	0	0	0	0	0	0	0	0	0	0	0	0	0	W	28-36	
12/19	Titans		RESERVE/COVID-19																								W	19-13
12/26	at Chiefs	P	2	2	0	0.0	0.0	0	0	0	1	0	0	0	0	0	0	0	0	0	0	0	0	0	0	L	10-36	
01/03	Browns	S	0	0	0	0.0	0.0	0	0	0	0	0	0	0	0	0	0	0	0	0	0	0	0	0	0	W	26-14	
01/09	at Ravens	S	2	2	0	0.0	0.0	0	0	0	0	0	0	0	0	0	0	0	0	0	0	0	0	0	0	W	16-13+	
2021 TOTALS		10-4	15	7	8	0.0	0.0	2	5	3	0	0	0	0	2	0	0	0	0	0	0	0	0	0	0	8-9		
+ Overtime																												

2020 GAME-BY-GAME REGULAR-SEASON STATISTICS (PACKERS)

			TACKLES								INTERCEPTIONS				O. FUMB			ST			MISC								
DATE	OPPONENT	P/S	TK	S	A	SK	YDS	TFL	YDS	QBH	NO	YDS	LG	TD	PD	FF	FR	TD	YDS	TK	S	A	FF	FR	S	A	W/L	SCORE	
09/13	at Vikings										GAME INACTIVE/INJURY																W	43-34	
09/20	Lions	P	1	0	1	0.0	0.0	0	0	0	0	0	0	0	0	0	0	0	0	0	0	0	0	0	0	0	0	W	42-21
09/27	at Saints	P	1	0	1	0.0	0.0	0	0	0	0	0	0	0	0	0	0	0	0	0	0	0	0	0	0	0	0	W	37-30
10/05	Falcons	P	1	0	1	0.0	0.0	0	0	0	0	0	0	0	0	0	0	0	0	0	0	0	0	0	0	0	0	W	30-16
10/18	at Buccaneers	P	4	3	1	0.0	0.0	1	1	0	0	0	0	0	0	0	0	0	0	0	0	0	0	0	0	0	0	L	10-38
10/25	at Texans	P	1	0	1	0.0	0.0	0	0	0	0	0	0	0	0	0	0	0	0	0	0	0	0	0	0	0	0	W	35-20
11/01	Vikings	P	0	0	0	0.0	0.0	0	0	0	0	0	0	0	0	0	0	0	0	0	0	0	0	0	0	0	0	L	22-28
11/05	at 49ers	P	2	2	0	0.0	0.0	1	1	0	0	0	0	0	0	0	0	0	0	0	0	0	0	0	0	0	0	W	34-17
11/15	Jaguars	P	1	1	0	0.0	0.0	0	0	0	0	0	0	0	0	0	0	0	0	0	0	0	0	0	0	0	0	W	24-20
11/22	at Colts										GAME INACTIVE/INJURY																L	31-34+	
11/29	Bears										INJURED RESERVE																W	41-25	
12/06	Eagles										INJURED RESERVE																W	30-16	
12/13	at Lions										INJURED RESERVE																W	31-24	
12/19	Panthers										INJURED RESERVE																W	24-16	
12/27	Titans										INJURED RESERVE																W	40-14	
01/03	at Bears										INJURED RESERVE																W	35-16	

+ - Overtime

2019 GAME-BY-GAME REGULAR-SEASON STATISTICS (PACKERS)

[illegible]

2018 GAME-BY-GAME REGULAR-SEASON STATISTICS (PACKERS)


[illegible]

† - Overtime

2017 GAME-BY-GAME REGULAR-SEASON STATISTICS (PACKERS)

[illegible]

+ - Overtime



27

MARCUS ALLEN

LINEBACKER

HEIGHT: 6-2
WEIGHT: 215
COLLEGE: Penn State
BORN: August 7, 1996

BIRTHPLACE: Silver Spring, MD
HOW ACQUIRED: D5a 18
NFL EXPERIENCE: 4th year

MARCUS ALLEN'S NFL REGULAR SEASON DEFENSIVE STATISTICS

DATE	TEAM	GP	GS	TACKLES				YDS	QBH	INTERCEPTIONS				O. FUMB				ST				MISC			
				TK	S	A	TFL			NO	YDS	LG	TD	PD	FF	FR	TD	YDS	TK	S	A	FF	FR	S	A
2018	Steelers	2	0	2	1	1	0	0	0.0	0	0	0	0	0	0	0	0	0	0	0	0	0	0	0	0
2019	Steelers	1	0	0	0	0	0	0	0.0	0	0	0	0	0	0	0	0	0	0	0	0	0	0	0	0
2020	Steelers	14	2	24	14	10	2	3	0.0	0	0	0	0	0	0	0	0	0	6	5	1	0	0	0	0
2021	Steelers	16	1	7	3	4	0	0	0.0	0	0	0	0	0	0	0	0	0	6	3	3	0	0	0	0
NFL TOTALS		33	3	33	18	15	2	3	0.0	0	0	0	0	0	0	0	0	0	12	8	4	0	0	0	0

MARCUS ALLEN'S NFL POSTSEASON DEFENSIVE STATISTICS

DATE	TEAM	GP	GS	TACKLES				YDS	QBH	INTERCEPTIONS				O. FUMB				ST				MISC			
				TK	S	A	TFL			NO	YDS	LG	TD	PD	FF	FR	TD	YDS	TK	S	A	FF	FR	S	A
2020	Steelers	1	0	0	0	0	0	0	0.0	0	0	0	0	0	0	0	0	0	0	0	0	0	0	0	0
2021	Steelers	1	0	1	0	1	0	0	0.0	0	0	0	0	0	0	0	0	0	1	0	1	0	0	0	0
NFL TOTALS		2	0	1	0	1	0	0	0.0	0	0	0	0	0	0	0	0	0	1	0	1	0	0	0	0

SINGLE-GAME HIGHS: DEFENSIVE

- Total Tackles8 at Buffalo Bills, Dec 13, 2020
7 at Cleveland Browns, Jan 03, 2021
- Solo Tackles6 at Cleveland Browns, Jan 03, 2021
5 at Buffalo Bills, Dec 13, 2020
- Tackles For Loss1 at Cleveland Browns, Jan 03, 2021
1 at Buffalo Bills, Dec 13, 2020
- Special Teams Tackles3 at Baltimore Ravens, Jan 09, 2022
2 vs. Houston Texans, Sep 27, 2020

SINGLE-GAME HIGHS - POSTSEASON: DEFENSIVE

- Total Tackles1 at Kansas City Chiefs, Jan 16, 2022
- Special Teams Tackles1 at Kansas City Chiefs, Jan 16, 2022

2021 GAME-BY-GAME REGULAR-SEASON STATISTICS (STEELERS)


DATE	OPPONENT	P/S	TACKLES							INTERCEPTIONS				O. FUMB			ST			MISC			W/L	SCORE				
			TK	S	A	SK	YDS	TFL	YDS	QBH	NO	YDS	LG	TD	PD	FF	FR	TD	YDS	TK	S	A			FF	FR	S	A
09/12	at Bills	P	0	0	0	0.0	0.0	0	0	0	0	0	0	0	0	0	0	0	0	0	0	0	0	0	W	23-16		
09/19	Raiders	P	0	0	0	0.0	0.0	0	0	0	0	0	0	0	0	0	0	0	0	0	0	0	0	0	L	17-26		
09/26	Bengals	P	0	0	0	0.0	0.0	0	0	0	0	0	0	0	0	0	0	0	0	0	0	0	0	0	L	10-24		
10/03	at Packers	P	0	0	0	0.0	0.0	0	0	0	0	0	0	0	0	0	0	0	0	0	0	0	0	0	L	17-27		
10/10	Broncos	P	0	0	0	0.0	0.0	0	0	0	0	0	0	0	0	0	0	0	0	0	0	0	0	0	W	27-19		
10/17	Seahawks	P	0	0	0	0.0	0.0	0	0	0	0	0	0	0	0	0	0	0	0	0	0	0	0	0	W	23-20+		
10/31	at Browns	P	0	0	0	0.0	0.0	0	0	0	0	0	0	0	0	0	0	0	0	0	0	0	0	0	W	15-10		
11/08	Bears	P	0	0	0	0.0	0.0	0	0	0	0	0	0	0	0	0	0	0	0	0	0	0	0	0	W	29-27		
11/14	Lions	P	0	0	0	0.0	0.0	0	0	0	0	0	0	0	0	0	0	1	1	0	0	0	0	0	T	16-16		
11/21	at Chargers	P	0	0	0	0.0	0.0	0	0	0	0	0	0	0	0	0	0	0	0	0	0	0	0	0	L	37-41		
11/28	at Bengals	P	0	0	0	0.0	0.0	0	0	0	0	0	0	0	0	0	0	0	0	0	0	0	0	0	L	10-41		
12/05	Ravens	P	0	0	0	0.0	0.0	0	0	0	0	0	0	0	0	0	0	0	0	0	0	0	0	0	W	20-19		
12/09	at Vikings	P	1	0	1	0.0	0.0	0	0	0	0	0	0	0	0	0	0	0	0	0	0	0	0	0	L	28-36		
12/19	Titans	P	1	1	0	0.0	0.0	0	0	0	0	0	0	0	0	0	0	0	0	0	0	0	0	0	W	19-13		
12/26	at Chiefs									RESERVE/COVID-19																	L	10-36
01/03	Browns	S	4	2	2	0.0	0.0	0	0	0	0	0	0	0	0	0	0	1	0	1	0	0	0	0	W	26-14		
01/09	at Ravens	P	1	0	1	0.0	0.0	0	0	0	0	0	0	0	0	0	0	3	1	2	0	0	0	0	W	16-13+		
2021 TOTALS		16-1	7	3	4	0.0	0.0	0	0	0	0	0	0	0	0	0	0	6	3	3	0	0	0	0	9-7-1			
+ - Overtime																												

2021 GAME-BY-GAME POSTSEASON STATISTICS (STEELERS)

DATE	OPPONENT	P/S	TACKLES							INTERCEPTIONS				O. FUMB				ST				MISC		W/L	SCORE		
			TK	S	A	SK	YDS	TFL	YDS	QBH	NO	YDS	LG	TD	PD	FF	FR	TD	YDS	TK	S	A	FF			FR	S
01/16	at Chiefs	P	1	0	1	0.0	0.0	0	0	0	0	0	0	0	0	0	0	0	1	0	1	0	0	0	0	L	21-42
2021 TOTALS			1-0	1	0	1	0.0	0.0	0	0	0	0	0	0	0	0	0	0	1	0	1	0	0	0	0	0-1	

2020 GAME-BY-GAME POSTSEASON STATISTICS (STEELERS)

DATE	OPPONENT	P/S	TACKLES				YDS	QBH	INTERCEPTIONS				O. FUMB				ST				MISC				W/L	SCORE
			TK	S	A	SK			NO	YDS	LG	TD	PD	FF	FR	TD	YDS	TK	S	A	FF	FR	S	A		
01/10	Browns	P	0	0	0	0.0	0.0	0	0	0	0	0	0	0	0	0	0	0	0	0	0	0	0	0	L	37-48
2020 TOTALS		1-0	0	0	0	0.0	0.0	0	0	0	0	0	0	0	0	0	0	0	0	0	0	0	0	0	0-1	



94

(All-time All-Pro)

TYSON ALUALU

DEFENSIVE END

HEIGHT: 6-3

WEIGHT: 304


COLLEGE: California

BORN: May 12, 1987

BIRTHPLACE: Honolulu, HI

HOW ACQUIRED: UFA '17

NFL EXPERIENCE: 13th year



TYSON ALUALU'S NFL REGULAR SEASON DEFENSIVE STATISTICS

DATE	TEAM	GP	GS	TK	S	TACKLES					YDS	QBH	INTERCEPTIONS					O. FUMB					ST					MISC		
						A	TFL	YDS	SK	NO			YDS	LG	TD	PD	FF	FR	TD	YDS	TK	S	A	FF	FR	S	A			
2010	Jaguars	16	16	38	29	9	7	0	3.5	24.5	9	0	0	0	0	1	0	0	0	0	0	0	0	0	0	0	0	0		
2011	Jaguars	16	16	40	21	19	3	0	2.5	8.5	8	0	0	0	0	1	1	1	0	7	0	0	0	0	0	0	0	0		
2012	Jaguars	16	16	45	34	11	3	0	3.5	21.5	4	0	0	0	0	1	0	1	0	0	0	0	0	0	0	0	0	0		
2013	Jaguars	16	16	42	33	9	3	12	1.5	12.5	9	0	0	0	0	1	0	0	0	0	0	0	0	0	0	0	0	0		
2014	Jaguars	16	0	30	13	17	2	3	2.0	3.0	5	0	0	0	0	0	0	0	0	0	0	0	0	0	0	0	0	0		
2015	Jaguars	16	13	26	18	8	6	27	2.0	17.0	10	0	0	0	0	2	0	1	0	0	0	0	0	0	0	0	0	0		
2016	Jaguars	14	10	36	28	8	6	31	2.5	14.0	6	0	0	0	0	0	1	0	0	0	1	1	0	0	0	0	0	0		
2017	Steelers	16	5	39	25	14	6	27	4.0	27.0	6	0	0	0	0	1	0	0	0	0	0	0	0	0	0	0	0	0		
2018	Steelers	15	2	22	12	10	1	1	0.0	0.0	1	0	0	0	0	0	0	0	0	0	0	0	0	0	0	0	0	0		
2019	Steelers	16	5	41	21	20	4	15	1.0	8.0	3	0	0	0	0	2	1	0	0	0	0	0	0	0	0	0	0	0		
2020	Steelers	15	10	38	17	21	4	16	2.0	18.0	5	0	0	0	0	5	1	0	0	0	0	0	0	0	0	0	0	0		
2021	Steelers	2	2	5	2	3	0	0	0.0	0.0	1	0	0	0	0	0	0	0	0	0	0	0	0	0	0	0	0	0		
NFL TOTALS		174	111	402	253	149	45	132	24.5	154.0	67	0	0	0	0	14	4	3	0	7	1	1	0	0	0	0	0	0		

TYSON ALUALU'S NFL POSTSEASON DEFENSIVE STATISTICS

TACKLES													INTERCEPTIONS					O. FUMB					ST					MISC		
DATE	TEAM	GP	GS	TK	S	A	TFL	YDS	SK	YDS	QBH	NO	YDS	LG	TD	PD	FF	FR	TD	YDS	TK	S	A	FF	FR	S	A			
2017	Steelers	1	0	1	1	0	0	0	0.0	0.0	0	0	0	0	0	0	0	0	0	0	0	0	0	0	0	0	0			
2020	Steelers	1	1	3	2	1	0	0	0.0	0.0	0	0	0	0	0	0	0	0	0	0	0	0	0	0	0	0	0			
2021	Steelers	0	0	0	0	0	0	0	0.0	0.0	0	0	0	0	0	0	0	0	0	0	0	0	0	0	0	0	0			
NFL TOTALS		2	1	4	3	1	0	0	0.0	0.0	0	0	0	0	0	0	0	0	0	0	0	0	0	0	0	0	0			

SINGLE-GAME HIGHS: DEFENSIVE

Total Tackles	8 vs. Cleveland Browns, Dec 31, 2017 7 at Jacksonville Jaguars, Nov 18, 2018 ...1 more at 7.	Fumble Recoveries	1 at Baltimore Ravens, Nov 15, 2015 1 at Miami Dolphins, Dec 16, 2012 ...1 more at 1.
Solo Tackles	6 vs. Cleveland Browns, Dec 31, 2017 6 vs. San Diego Chargers, Oct 20, 2013 ...1 more at 6.	Tackles For Loss	4 vs. Cleveland Browns, Dec 31, 2017 2 at New York Giants, Sep 14, 2020 ...3 more at 2.
Sacks	2.0 vs. Cleveland Browns, Dec 31, 2017 1.0 at Buffalo Bills, Dec 13, 2020 ...19 more at 1.0.	Special Teams Tackles	1 vs. Baltimore Ravens, Sep 25, 2016
Passes Defensed	1 at Cleveland Browns, Jan 03, 2021 1 at Jacksonville Jaguars, Nov 22, 2020 ...12 more at 1.	Longest Opponent's Fumble Return	7 at Indianapolis Colts, Nov 13, 2011
Forced Fumbles	1 at Buffalo Bills, Dec 13, 2020 1 vs. Buffalo Bills, Dec 15, 2019 ...2 more at 1.		

SINGLE-GAME HIGHS - POSTSEASON: DEFENSIVE

Total Tackles	3 vs. Cleveland Browns, Jan 10, 2021 1 vs. Jacksonville Jaguars, Jan 14, 2018	Solo Tackles	2 vs. Cleveland Browns, Jan 10, 2021 1 vs. Jacksonville Jaguars, Jan 14, 2018
---------------	--	--------------	--

SINGLE-GAME HIGHS: RUSHING/RECEIVING

Rush Attempts	1 vs. Buffalo Bills, Oct 25, 2015	Kickoff Returns	1 at Baltimore Ravens, Dec 14, 2014
Receptions	1 at Tennessee Titans, Dec 06, 2015 1 vs. Miami Dolphins, Sep 20, 2015	Kickoff Return Yards	12 at Baltimore Ravens, Dec 14, 2014
Receiving Yards	16 at Tennessee Titans, Dec 06, 2015 3 vs. Miami Dolphins, Sep 20, 2015	Longest Kickoff Return	12 at Baltimore Ravens, Dec 14, 2014
Longest Receptions	16 at Tennessee Titans, Dec 06, 2015 3 vs. Miami Dolphins, Sep 20, 2015	Special Teams Tackles	1 vs. Baltimore Ravens, Sep 25, 2016
All-Purpose Yards	16 at Tennessee Titans, Dec 06, 2015 12 at Baltimore Ravens, Dec 14, 2014		

2021 GAME-BY-GAME REGULAR-SEASON STATISTICS (STEELERS)

DATE	OPPONENT	P/S	TACKLES							INTERCEPTIONS				O. FUMB			ST				MISC		W/L	SCORE					
			TK	S	A	SK	YDS	TFL	YDS	QBH	NO	YDS	LG	TD	PD	FF	FR	TD	YDS	TK	S	A			FF	FR	S	A	
09/12	at Bills	S	5	2	3	0.0	0.0	0	0	1	0	0	0	0	0	0	0	0	0	0	0	0	0	0	0	W	23-16		
09/19	Raiders										INJURED RESERVE																L	17-26	
09/26	Bengals										INJURED RESERVE																L	10-24	
10/03	at Packers										INJURED RESERVE																L	17-27	
10/10	Broncos										INJURED RESERVE																W	27-19	
10/17	Seahawks										INJURED RESERVE																W	23-20+	
10/31	at Browns										INJURED RESERVE																W	15-10	
11/08	Bears										INJURED RESERVE																W	29-27	
11/14	Lions										INJURED RESERVE																T	16-16	
11/21	at Chargers										INJURED RESERVE																L	37-41	
11/28	at Bengals										INJURED RESERVE																L	10-41	
12/05	Ravens										INJURED RESERVE																W	20-19	
12/09	at Vikings										INJURED RESERVE																L	28-36	
12/19	Titans										INJURED RESERVE																W	19-13	
12/26	at Chiefs										INJURED RESERVE																L	10-36	
01/03	Browns										INJURED RESERVE																W	26-14	
01/09	at Ravens										INJURED RESERVE																W	16-13+	
2021 TOTALS			1-1	5	2	3	0.0	0.0	0	0	1	0	0	0	0	0	0	0	0	0	0	0	0	0	0	0	9-7-1		
+ Overtime																													

2020 GAME-BY-GAME REGULAR-SEASON STATISTICS (STEELERS)

DATE	OPPONENT	P/S	TACKLES								INTERCEPTIONS				O. FUMB			ST			MISC		W/L	SCORE				
			TK	S	A	SK	YDS	TFL	YDS	QBH	NO	YDS	LG	TD	PD	FF	FR	TD	YDS	TK	S	A			FF	FR	S	A
09/14	at Giants	S	4	3	1	0.0	0.0	2	4	1	0	0	0	0	0	0	0	0	0	0	0	0	0	0	0	W	26-16	
09/20	Broncos	P	5	3	2	1.0	10.0	1	10	2	0	0	0	0	1	0	0	0	0	0	0	0	0	0	0	W	26-21	
09/27	Texans	P	1	1	0	0.0	0.0	0	0	0	0	0	0	0	1	0	0	0	0	0	0	0	0	0	0	W	28-21	
10/11	Eagles	S	2	0	2	0.0	0.0	0	0	0	0	0	0	0	0	0	0	0	0	0	0	0	0	0	0	W	38-29	
10/18	Browns	S	2	1	1	0.0	0.0	0	0	0	0	0	0	0	1	0	0	0	0	0	0	0	0	0	0	W	38-7	
10/25	at Titans	S	2	1	1	0.0	0.0	0	0	0	0	0	0	0	0	0	0	0	0	0	0	0	0	0	0	W	27-24	
11/01	at Ravens	S	0	0	0	0.0	0.0	0	0	0	0	0	0	0	0	0	0	0	0	0	0	0	0	0	0	W	28-24	
11/08	at Cowboys										ON INACTIVE LIST																W	24-19
11/15	Bengals	P	3	1	2	0.0	0.0	0	0	0	0	0	0	0	0	0	0	0	0	0	0	0	0	0	0	W	36-10	
11/22	at Jaguars	S	0	0	0	0.0	0.0	0	0	0	0	0	0	0	1	0	0	0	0	0	0	0	0	0	0	W	27-3	
12/02	Ravens	S	1	1	0	0.0	0.0	0	0	1	0	0	0	0	0	0	0	0	0	0	0	0	0	0	0	W	19-14	
12/07	Football Team	P	4	0	4	0.0	0.0	0	0	0	0	0	0	0	0	0	0	0	0	0	0	0	0	0	0	L	17-23	
12/13	at Bills	P	4	2	2	1.0	8.0	0	0	1	0	0	0	0	0	1	0	0	0	0	0	0	0	0	0	L	15-26	
12/21	at Bengals	S	5	2	3	0.0	0.0	0	0	0	0	0	0	0	0	0	0	0	0	0	0	0	0	0	0	L	17-27	
12/27	Colts	S	3	2	1	0.0	0.0	1	2	0	0	0	0	0	0	0	0	0	0	0	0	0	0	0	0	W	28-24	
01/03	at Browns	S	2	0	2	0.0	0.0	0	0	0	0	0	0	0	1	0	0	0	0	0	0	0	0	0	0	L	22-24	
2020 TOTALS			15-10	38	17	21	2.0	18.0	4	16	5	0	0	0	5	1	0	0	0	0	0	0	0	0	0	0	12-4	

2019 GAME-BY-GAME REGULAR-SEASON STATISTICS (STEELERS)

DATE	OPPONENT	P/S	TACKLES							INTERCEPTIONS				O. FUMB			ST				MISC		W/L	SCORE			
			TK	S	A	SK	YDS	TFL	YDS	QBH	NO	YDS	LG	TD	PD	FF	FR	TD	YDS	TK	S	A			FF	FR	S
09/08	at Patriots	P	3	2	1	0.0	0.0	0	0	0	0	0	0	0	0	0	0	0	0	0	0	0	0	0	0	L	3-33
09/15	Seahawks	P	2	2	0	0.0	0.0	0	0	0	0	0	0	0	0	0	0	0	0	0	0	0	0	0	0	L	26-28
09/22	at 49ers	P	2	1	1	0.0	0.0	0	0	0	0	0	0	0	0	0	0	0	0	0	0	0	0	0	0	L	20-24
09/30	Bengals	P	1	1	0	1.0	8.0	1	8	1	0	0	0	0	0	0	0	0	0	0	0	0	0	0	0	W	27-3
10/06	Ravens	P	1	0	1	0.0	0.0	0	0	0	0	0	0	0	0	0	0	0	0	0	0	0	0	0	0	L	23-26+
10/13	at Chargers	P	3	1	2	0.0	0.0	0	0	0	0	0	0	1	0	0	0	0	0	0	0	0	0	0	0	W	24-17
10/28	Dolphins	S	2	1	1	0.0	0.0	0	0	1	0	0	0	0	0	0	0	0	0	0	0	0	0	0	0	W	27-14
11/03	Colts	P	1	1	0	0.0	0.0	0	0	0	0	0	0	0	0	0	0	0	0	0	0	0	0	0	0	W	26-24
11/10	Rams	P	4	1	3	0.0	0.0	0	0	0	0	0	0	0	0	0	0	0	0	0	0	0	0	0	0	W	17-12
11/14	at Browns	S	4	2	2	0.0	0.0	2	4	0	0	0	0	0	0	0	0	0	0	0	0	0	0	0	0	L	7-21
11/24	at Bengals	P	0	0	0	0.0	0.0	0	0	0	0	0	0	0	0	0	0	0	0	0	0	0	0	0	0	W	16-10
12/01	Browns	S	4	2	2	0.0	0.0	0	0	0	0	0	0	0	0	0	0	0	0	0	0	0	0	0	0	W	20-13
12/08	at Cardinals	S	1	1	0	0.0	0.0	0	0	1	0	0	0	0	0	0	0	0	0	0	0	0	0	0	0	W	23-17
12/15	Bills	S	4	2	2	0.0	0.0	0	0	0	0	0	0	1	1	0	0	0	0	0	0	0	0	0	0	L	10-17
12/22	at Jets	P	5	1	4	0.0	0.0	1	3	0	0	0	0	0	0	0	0	0	0	0	0	0	0	0	0	L	10-16
12/29	at Ravens	P	4	3	1	0.0	0.0	0	0	0	0	0	0	0	0	0	0	0	0	0	0	0	0	0	0	L	10-28
2019 TOTALS		16-5	41	21	20	1.0	8.0	4	15	3	0	0	0	0	2	1	0	0	0	0	0	0	0	0	0	0	8-8
+ Overtime																											

2017 GAME-BY-GAME REGULAR-SEASON STATISTICS (STEELERS)

DATE	OPPONENT	P/S	TACKLES							INTERCEPTIONS				O. FUMB			ST			MISC		W/L	SCORE						
			TK	S	A	SK	YDS	TFL	YDS	QBH	NO	YDS	LG	TD	PD	FF	FR	TD	YDS	TK	S			A	FF	FR	S	A	
09/10	at Browns	P	5	2	3	0.0	0.0	0	0	0	0	0	0	0	0	0	0	0	0	0	0	0	0	0	0	W	21-18		
09/17	Vikings	S	3	1	2	0.0	0.0	0	0	1	0	0	0	0	0	0	0	0	0	0	0	0	0	0	0	W	26-9		
09/24	at Bears	S	3	2	1	0.0	0.0	0	0	0	0	0	0	0	0	0	0	0	0	0	0	0	0	0	0	L	17-23+		
10/01	at Ravens	P	1	1	0	0.0	0.0	0	0	0	0	0	0	0	0	0	0	0	0	0	0	0	0	0	0	W	26-9		
10/08	Jaguars	P	4	2	2	0.0	0.0	0	0	0	0	0	0	0	0	0	0	0	0	0	0	0	0	0	0	L	9-30		
10/15	at Chiefs	P	0	0	0	0.0	0.0	0	0	0	0	0	0	0	0	0	0	0	0	0	0	0	0	0	0	W	19-13		
10/22	Bengals	S	4	4	0	1.0	11.0	1	11	1	0	0	0	0	0	0	0	0	0	0	0	0	0	0	0	W	29-14		
10/29	at Lions	S	3	2	1	1.0	1.0	1	1	1	0	0	0	0	1	0	0	0	0	0	0	0	0	0	0	W	20-15		
11/12	at Colts	P	1	0	1	0.0	0.0	0	0	0	0	0	0	0	0	0	0	0	0	0	0	0	0	0	0	W	20-17		
11/16	Titans	P	0	0	0	0.0	0.0	0	0	0	0	0	0	0	0	0	0	0	0	0	0	0	0	0	0	W	40-17		
11/26	Packers	P	1	0	1	0.0	0.0	0	0	0	0	0	0	0	0	0	0	0	0	0	0	0	0	0	0	W	31-28		
12/04	at Bengals	P	0	0	0	0.0	0.0	0	0	0	0	0	0	0	0	0	0	0	0	0	0	0	0	0	0	W	23-20		
12/10	Ravens	P	2	2	0	0.0	0.0	0	0	0	0	0	0	0	0	0	0	0	0	0	0	0	0	0	0	W	39-38		
12/17	Patriots	P	2	2	0	0.0	0.0	0	0	1	0	0	0	0	0	0	0	0	0	0	0	0	0	0	0	L	24-27		
12/25	at Texans	P	2	1	1	0.0	0.0	0	0	0	0	0	0	0	0	0	0	0	0	0	0	0	0	0	0	W	34-6		
12/31	Browns	S	8	6	2	2.0	15.0	4	15	2	0	0	0	0	0	0	0	0	0	0	0	0	0	0	0	W	28-24		
2017 TOTALS			16-5	39	25	14	4.0	27.0	6	27	6	0	0	0	0	1	0	0	0	0	0	0	0	0	0	13-3			
+ Overtime																													

2016 GAME-BY-GAME REGULAR-SEASON STATISTICS (JAGUARS)

DATE	OPPONENT	P/S	TACKLES							INTERCEPTIONS				O. FUMB			ST			MISC		W/L	SCORE						
			TK	S	A	SK	YDS	TFL	YDS	QBH	NO	YDS	LG	TD	PD	FF	FR	TD	YDS	TK	S			A	FF	FR	S	A	
09/11	Packers										INACTIVE															L	23-27		
09/18	at Chargers										INACTIVE															L	14-38		
09/25	Ravens	S	2	1	1	0.0	0.0	0	0	0	0	0	0	0	0	0	0	0	1	1	0	0	0	0	0	0	L	17-19	
10/02	Colts	S	2	1	1	1.0	8.0	1	8	1	0	0	0	0	0	0	0	0	0	0	0	0	0	0	0	0	W	30-27	
10/16	at Bears	P	2	2	0	0.0	0.0	0	0	0	0	0	0	0	0	0	0	0	0	0	0	0	0	0	0	0	W	17-16	
10/23	Raiders	P	2	2	0	0.0	0.0	0	0	0	0	0	0	0	0	0	0	0	0	0	0	0	0	0	0	0	L	16-33	
10/27	at Titans	S	3	1	2	0.0	0.0	1	12	0	0	0	0	0	0	0	0	0	0	0	0	0	0	0	0	0	L	22-36	
11/06	at Chiefs	S	1	1	0	0.0	0.0	1	1	0	0	0	0	0	0	0	0	0	0	0	0	0	0	0	0	0	L	14-19	
11/13	Texans	P	4	4	0	0.0	0.0	0	0	0	0	0	0	0	0	0	0	0	0	0	0	0	0	0	0	0	L	21-24	
11/20	at Lions	P	2	1	1	1.0	6.0	1	6	1	0	0	0	0	0	0	0	0	0	0	0	0	0	0	0	0	L	19-26	
11/27	at Bills	S	5	4	1	0.5	0.0	1	2	1	0	0	0	0	0	0	0	0	0	0	0	0	0	0	0	0	L	21-28	
12/04	Broncos	S	3	3	0	0.0	0.0	1	2	0	0	0	0	0	0	0	0	0	0	0	0	0	0	0	0	0	L	10-20	
12/11	Vikings	S	3	3	0	0.0	0.0	0	0	0	0	0	0	0	0	0	0	0	0	0	0	0	0	0	0	0	L	16-25	
12/18	at Texans	S	4	3	1	0.0	0.0	0	0	1	0	0	0	0	0	1	0	0	0	0	0	0	0	0	0	0	L	20-21	
12/24	Titans	S	2	1	1	0.0	0.0	0	0	0	0	0	0	0	0	0	0	0	0	0	0	0	0	0	0	0	W	38-17	
01/01	at Colts	S	1	1	0	0.0	0.0	0	0	1	0	0	0	0	0	0	0	0	0	0	0	0	0	0	0	0	L	20-24	
2016 TOTALS			14-10	36	28	8	2.5	14.0	6	31	6	0	0	0	0	0	1	0	0	0	1	1	0	0	0	0	0	3-13	

2015 GAME-BY-GAME REGULAR-SEASON STATISTICS (JAGUARS)

DATE	OPPONENT	P/S	TACKLES							INTERCEPTIONS				O. FUMB			ST			MISC		W/L	SCORE						
			TK	S	A	SK	YDS	TFL	YDS	QBH	NO	YDS	LG	TD	PD	FF	FR	TD	YDS	TK	S			A	FF	FR	S	A	
09/13	Panthers	S	2	2	0	0.0	0.0	0	0	0	0	0	0	0	0	0	0	0	0	0	0	0	0	0	L	9-20			
09/20	Dolphins	S	1	1	0	0.0	0.0	0	0	1	0	0	0	0	0	0	0	0	0	0	0	0	0	0	W	23-20			
09/27	at Patriots	S	1	0	1	0.0	0.0	0	0	0	0	0	0	0	0	0	0	0	0	0	0	0	0	0	L	17-51			
10/04	at Colts	S	2	1	1	0.0	0.0	0	0	0	0	0	0	0	0	0	0	0	0	0	0	0	0	0	L	13-16+			
10/11	at Buccaneers	S	4	4	0	0.0	0.0	1	0	1	0	0	0	0	0	0	0	0	0	0	0	0	0	0	L	31-38			
10/18	Texans	S	1	1	0	0.0	0.0	0	0	0	0	0	0	0	0	0	0	0	0	0	0	0	0	0	L	20-31			
10/25	Bills	S	1	1	0	1.0	9.0	1	9	1	0	0	0	0	0	0	0	0	0	0	0	0	0	0	W	34-31			
11/08	at Jets	P	3	0	3	0.0	0.0	0	0	0	0	0	0	0	0	0	0	0	0	0	0	0	0	0	L	23-28			
11/15	at Ravens	P	2	1	1	0.0	0.0	0	0	0	0	0	0	0	0	1	0	0	0	0	0	0	0	0	W	22-20			
11/19	Titans	S	1	1	0	0.0	0.0	1	3	0	0	0	0	0	0	0	0	0	0	0	0	0	0	0	W	19-13			
11/29	Chargers	P	0	0	0	0.0	0.0	0	0	1	0	0	0	0	0	0	0	0	0	0	0	0	0	0	L	25-31			
12/06	at Titans	S	2	2	0	1.0	8.0	2	9	1	0	0	0	0	0	0	0	0	0	0	0	0	0	0	L	39-42			
12/13	Colts	S	1	1	0	0.0	0.0	0	0	0	0	0	0	0	1	0	0	0	0	0	0	0	0	0	W	51-16			
12/20	Falcons	S	0	0	0	0.0	0.0	0	0	2	0	0	0	0	1	0	0	0	0	0	0	0	0	0	L	17-23			
12/27	at Saints	S	2	2	0	0.0	0.0	1	6	3	0	0	0	0	0	0	0	0	0	0	0	0	0	0	L	27-38			
01/03	at Texans	S	3	1	2	0.0	0.0	0	0	0	0	0	0	0	0	0	0	0	0	0	0	0	0	0	L	6-30			
2015 TOTALS			16-13	26	18	8	2.0	17.0	6	27	10	0	0	0	0	2	0	1	0	0	0	0	0	0	0	5-11			
+ Overtime																													

2014 GAME-BY-GAME REGULAR-SEASON STATISTICS (JAGUARS)

DATE	OPPONENT	P/S	TACKLES							INTERCEPTIONS				O. FUMB			ST			MISC		W/L	SCORE			
			TK	S	A	SK	YDS	TFL	YDS	QBH	NO	YDS	LG	TD	PD	FF	FR	TD	YDS	TK	S			A	FF	FR
09/07	at Eagles	P	1	1	0	0.0	0.0	0	0	0	0	0	0	0	0	0	0	0	0	0	0	0	0	0	L	17-34
09/14	at Redskins	P	7	3	4	0.0	0.0	0	0	0	0	0	0	0	0	0	0	0	0	0	0	0	0	0	L	10-41
09/21	Colts	P	1	1	0	0.0	0.0	0	0	0	0	0	0	0	0	0	0	0	0	0	0	0	0	0	L	17-44
09/28	at Chargers	P	0	0	0	0.0	0.0	0	0	1	0	0	0	0	0	0	0	0	0	0	0	0	0	0	L	14-33
10/05	Steelers	P	2	0	2	0.0	0.0	0	0	0	0	0	0	0	0	0	0	0	0	0	0	0	0	0	L	9-17
10/12	at Titans	P	0	0	0	0.0	0.0	0	0	0	0	0	0	0	0	0	0	0	0	0	0	0	0	0	L	14-16
10/19	Browns	P	0	0	0	0.0	0.0	0	0	0	0	0	0	0	0	0	0	0	0	0	0	0	0	0	W	24-6
10/26	Dolphins	P	3	2	1	0.0	0.0	0	0	1	0	0	0	0	0	0	0	0	0	0	0	0	0	0	L	13-27
11/02	at Bengals	P	4	0	4	0.0	0.0	0	0	0	0	0	0	0	0	0	0	0	0	0	0	0	0	0	L	23-33
11/09	Cowboys	P	1	1	0	0.0	0.0	0	0	0	0	0	0	0	0	0	0	0	0	0	0	0	0	0	L	17-31
11/23	at Colts	P	1	1	0	0.0	0.0	0	0	0	0	0	0	0	0	0	0	0	0	0	0	0	0	0	L	3-23
11/30	Giants	P	1	1	0	1.0	1.0	1	1	2	0	0	0	0	0	0	0	0	0	0	0	0	0	0	W	25-24
12/07	Texans	P	0	0	0	0.0	0.0	0	0	0	0	0	0	0	0	0	0	0	0	0	0	0	0	0	L	13-27
12/14	at Ravens	P	4	1	3	0.0	0.0	0	0	0	0	0	0	0	0	0	0	0	0	0	0	0	0	0	L	12-20
12/18	Titans	P	1	0	1	0.0	0.0	0	0	0	0	0	0	0	0	0	0	0	0	0	0	0	0	0	W	21-13
12/28	at Texans	P	4	2	2	1.0	2.0	1	2	1	0	0	0	0	0	0	0	0	0	0	0	0	0	0	L	17-23
2014 TOTALS			16-0	30	13	17	2.0	3.0	2	3	5	0	0	0	0	0	0	0	0	0	0	0	0	0	3-13	

2013 GAME-BY-GAME REGULAR-SEASON STATISTICS (JAGUARS)

DATE	OPPONENT	P/S	TACKLES							INTERCEPTIONS				O. FUMB				ST				MISC		W/L	SCORE	
			TK	S	A	SK	YDS	TFL	YDS	QBH	NO	YDS	LG	TD	PD	FF	FR	TD	YDS	TK	S	A	FF			FR
09/08	Chiefs	S	0	0	0	0	0	0	0	0	0	0	0	0	0	0	0	0	0	0	0	0	0	0	L	2-28
09/15	at Raiders	S	3	2	1	0.5	2.5	0	0	0	0	0	0	0	0	0	0	0	0	0	0	0	0	0	L	9-19
09/22	at Seahawks	S	5	2	3	0	0	0	0	0	0	0	0	0	0	0	0	0	0	0	0	0	0	0	L	17-45
09/29	Colts	S	1	1	0	1.0	10.0	1	10	2	0	0	0	0	0	0	0	0	0	0	0	0	0	0	L	3-37
10/06	at Rams	S	3	3	0	0	0	0	0	0	0	0	0	0	0	0	0	0	0	0	0	0	0	0	L	20-34
10/13	at Broncos	S	1	1	0	0	0	0	0	1	0	0	0	0	0	0	0	0	0	0	0	0	0	0	L	19-35
10/20	Chargers	S	6	6	0	0	0	0	0	0	0	0	0	0	0	0	0	0	0	0	0	0	0	0	L	6-24
10/27	49ers	S	3	3	0	0	0	0	0	0	0	0	1	0	0	0	0	0	0	0	0	0	0	0	L	10-42
11/10	at Titans	S	3	2	1	0	0	0	0	0	0	0	0	0	0	0	0	0	0	0	0	0	0	0	W	29-27
11/17	Cardinals	S	1	1	0	0	0	0	0	0	0	0	0	0	0	0	0	0	0	0	0	0	0	0	L	14-27
11/24	at Texans	S	3	3	0	0	0	0	0	1	0	0	0	0	0	0	0	0	0	0	0	0	0	0	W	13-6
12/01	at Browns	S	1	1	0	0	0	1	1	1	0	0	0	0	0	0	0	0	0	0	0	0	0	0	W	32-28
12/05	Texans	S	3	3	0	0	0	0	0	2	0	0	0	0	0	0	0	0	0	0	0	0	0	0	W	27-20
12/15	Bills	S	6	4	2	0	0	1	1	1	0	0	0	0	0	0	0	0	0	0	0	0	0	0	L	20-27
12/22	Titans	S	1	1	0	0	0	0	0	1	0	0	0	0	0	0	0	0	0	0	0	0	0	0	L	16-20
12/29	at Colts	S	2	0	2	0	0	0	0	0	0	0	0	0	0	0	0	0	0	0	0	0	0	0	L	10-30
2013 TOTALS			16-16	42	33	9	1.5	12.5	3	12	9	0	0	0	0	1	0	0	0	0	0	0	0	0	0	4-12

2012 GAME-BY-GAME REGULAR-SEASON STATISTICS (JAGUARS)

DATE	OPPONENT	P/S	TACKLES							INTERCEPTIONS				O. FUMB				ST				MISC		W/L	SCORE	
			TK	S	A	SK	YDS	TFL	YDS	QBH	NO	YDS	LG	TD	PD	FF	FR	TD	YDS	TK	S	A	FF			FR
09/09	at Vikings	S	4	3	1	1.0	0.0	0	0	1	0	0	0	0	0	0	0	0	0	0	0	0	0	0	L	23-26+
09/16	Texans	S	6	6	0	0.0	0	1	0	0	0	0	0	0	0	0	0	0	0	0	0	0	0	0	L	7-27
09/23	at Colts	S	2	1	1	0.0	0.0	0	0	0	0	0	0	0	0	0	0	0	0	0	0	0	0	0	W	22-17
09/30	Bengals	S	3	1	2	0.0	0.0	0	0	0	0	0	0	0	0	0	0	0	0	0	0	0	0	0	L	10-27
10/07	Bears	S	2	2	0	0.0	0.0	0	0	0	0	0	0	0	0	0	0	0	0	0	0	0	0	0	L	3-41
10/21	at Raiders	S	1	1	0	0.0	0.0	0	0	0	0	0	0	0	0	0	0	0	0	0	0	0	0	0	L	23-26+
10/28	at Packers	S	1	1	0	0.0	0.0	0	0	0	0	0	0	0	0	0	0	0	0	0	0	0	0	0	L	15-24
11/04	Lions	S	3	3	0	0.0	0.0	0	0	0	0	0	0	0	0	0	0	0	0	0	0	0	0	0	L	14-31
11/08	Colts	S	5	5	0	1.0	6.0	1	0	1	0	0	0	1	0	0	0	0	0	0	0	0	0	0	L	10-27
11/18	at Texans	S	2	2	0	0.0	0.0	0	0	1	0	0	0	0	0	0	0	0	0	0	0	0	0	0	L	37-43+
11/25	Titans	S	1	1	0	0.0	0.0	0	0	0	0	0	0	0	0	0	0	0	0	0	0	0	0	0	W	24-19
12/02	at Bills	S	6	1	5	0.0	0.0	0	0	0	0	0	0	0	0	0	0	0	0	0	0	0	0	0	L	18-34
12/09	Jets	S	3	3	0	0.0	0.0	0	0	0	0	0	0	0	0	0	0	0	0	0	0	0	0	0	L	10-17
12/16	at Dolphins	S	2	1	1	0.5	5.5	0	0	0	0	0	0	0	1	0	0	0	0	0	0	0	0	0	L	3-24
12/23	Patriots	S	2	2	0	1.0	10.0	1	0	1	0	0	0	0	0	0	0	0	0	0	0	0	0	0	L	16-23
12/30	at Titans	S	2	1	1	0.0	0.0	0	0	0	0	0	0	0	0	0	0	0	0	0	0	0	0	0	L	20-38
2012 TOTALS			16-16	45	34	11	3.5	21.5	3	0	4	0	0	0	0	1	0	1	0	0	0	0	0	0	0	2-14


+ - Overtime

2011 GAME-BY-GAME REGULAR-SEASON STATISTICS (JAGUARS)

DATE	OPPONENT	P/S	TACKLES							INTERCEPTIONS				O. FUMB			ST			MISC		W/L	SCORE				
			TK	S	A	SK	YDS	TFL	YDS	QBH	NO	YDS	LG	TD	PD	FF	FR	TD	YDS	TK	S			A	FF	FR	S
09/11	Titans	S	2	1	1	0.0	0.0	0	0	0	0	0	0	0	1	0	0	0	0	0	0	0	0	0	0	W	16-14
09/18	at Jets	S	4	4	0	0.0	0.0	0	0	1	0	0	0	0	0	0	0	0	0	0	0	0	0	0	0	L	3-32
09/25	at Panthers	S	3	1	2	0.0	0.0	1	0	0	0	0	0	0	0	0	0	0	0	0	0	0	0	0	0	L	10-16
10/02	Saints	S	2	2	0	0.0	0.0	0	0	0	0	0	0	0	0	0	0	0	0	0	0	0	0	0	0	L	10-23
10/09	Bengals	S	4	0	4	0.0	0.0	0	0	1	0	0	0	0	0	0	0	0	0	0	0	0	0	0	0	L	20-30
10/16	at Steelers	S	3	3	0	1.0	3.0	1	0	1	0	0	0	0	0	0	0	0	0	0	0	0	0	0	0	L	13-17
10/24	Ravens	S	0	0	0	0.0	0.0	0	0	0	0	0	0	0	0	0	0	0	0	0	0	0	0	0	0	W	12-7
10/30	at Texans	S	4	4	0	0.0	0.0	0	0	1	0	0	0	0	0	0	0	0	0	0	0	0	0	0	0	L	14-24
11/13	at Colts	S	3	0	3	0.0	0.0	0	0	0	0	0	0	0	0	1	0	7	0	0	0	0	0	0	0	W	17-3
11/20	at Browns	S	3	1	2	0.5	3.5	0	0	1	0	0	0	0	0	0	0	0	0	0	0	0	0	0	0	L	10-14
11/27	Texans	S	4	1	3	0.0	0.0	0	0	0	0	0	0	0	0	0	0	0	0	0	0	0	0	0	0	L	13-20
12/05	Chargers	S	2	2	0	0.0	0.0	0	0	2	0	0	0	0	0	0	0	0	0	0	0	0	0	0	0	L	14-38
12/11	Buccaneers	S	3	2	1	1.0	2.0	1	0	1	0	0	0	0	0	1	0	0	0	0	0	0	0	0	0	W	41-14
12/15	at Falcons	S	2	0	2	0.0	0.0	0	0	0	0	0	0	0	0	0	0	0	0	0	0	0	0	0	0	L	14-41
12/24	at Titans	S	0	0	0	0.0	0.0	0	0	0	0	0	0	0	0	0	0	0	0	0	0	0	0	0	0	L	17-23
01/01	Colts	S	1	0	1	0.0	0.0	0	0	0	0	0	0	0	0	0	0	0	0	0	0	0	0	0	0	W	19-13
2011 TOTALS			16-16	40	21	19	2.5	8.5	3	0	8	0	0	0	0	1	1	1	0	7	0	0	0	0	0	0	5-11

2010 GAME-BY-GAME REGULAR-SEASON STATISTICS (JAGUARS)

DATE	OPPONENT	P/S	TACKLES								INTERCEPTIONS				O. FUMB				ST				MISC		W/L	SCORE	
			TK	S	A	SK	YDS	TFL	YDS	QBH	NO	YDS	LG	TD	PD	FF	FR	TD	YDS	TK	S	A	FF	FR			S
09/12	Broncos	S	3	3	0	1.0	6.0	1	0	1	0	0	0	0	0	0	0	0	0	0	0	0	0	0	0	W	24-17
09/19	at Chargers	S	3	2	1	0.0	0.0	0	0	0	0	0	0	0	0	0	0	0	0	0	0	0	0	0	0	L	13-38
09/26	Eagles	S	3	2	1	0.5	3.5	0	0	3	0	0	0	0	0	0	0	0	0	0	0	0	0	0	0	L	3-28
10/03	Colts	S	0	0	0	0.0	0.0	0	0	0	0	0	0	0	0	0	0	0	0	0	0	0	0	0	0	W	31-28
10/10	at Bills	S	3	3	0	0.0	0.0	1	0	0	0	0	0	0	0	0	0	0	0	0	0	0	0	0	0	W	36-26
10/18	Titans	S	5	4	1	0.0	0.0	0	0	1	0	0	0	0	0	0	0	0	0	0	0	0	0	0	0	L	3-30
10/24	at Chiefs	S	4	1	3	0.0	0.0	0	0	0	0	0	0	0	0	0	0	0	0	0	0	0	0	0	0	L	20-42
10/31	at Cowboys	S	2	2	0	1.0	8.0	2	0	1	0	0	0	0	0	0	0	0	0	0	0	0	0	0	0	W	35-17
11/14	Texans	S	1	1	0	0.0	0.0	0	0	0	0	0	0	0	0	0	0	0	0	0	0	0	0	0	0	W	31-24
11/21	Browns	S	2	2	0	1.0	7.0	1	0	1	0	0	0	0	1	0	0	0	0	0	0	0	0	0	0	W	24-20
11/28	at Giants	S	3	1	2	0.0	0.0	1	0	0	0	0	0	0	0	0	0	0	0	0	0	0	0	0	0	L	20-24
12/05	at Titans	S	1	1	0	0.0	0.0	0	0	1	0	0	0	0	0	0	0	0	0	0	0	0	0	0	0	W	17-6
12/12	Raiders	S	1	1	0	0.0	0.0	0	0	0	0	0	0	0	0	0	0	0	0	0	0	0	0	0	0	W	38-31
12/19	at Colts	S	2	2	0	0.0	0.0	0	0	1	0	0	0	0	0	0	0	0	0	0	0	0	0	0	0	L	24-34
12/26	Redskins	S	2	2	0	0.0	0.0	1	0	0	0	0	0	0	0	0	0	0	0	0	0	0	0	0	0	L	17-20+
01/02	at Texans	S	3	2	1	0.0	0.0	0	0	0	0	0	0	0	0	0	0	0	0	0	0	0	0	0	0	L	17-34
2010 TOTALS			16-16	38	29	9	3.5	24.5	7	0	9	0	0	0	0	1	0	0	0	0	0	0	0	0	0	8-8	



CHRIS BOSWELL

KICKER

HEIGHT: 6-2

WEIGHT: 185

COLLEGE: Rice

BORN: March 16, 1991

BIRTHPLACE: Fort Worth, TX

HOW ACQUIRED: FA '15

NFL EXPERIENCE: 8th year

CHRIS BOSWELL'S NFL REGULAR SEASON KICKING STATISTICS

DATE	TEAM	GP	FGM	FGA	PCT.	LG	XP	XPA	PCT.	BLK	PTS
2015	Steelers	12	29	32	90.6	51	26	27	96.3	0	113
2016	Steelers	15	21	25	84.0	49	36	36	100.0	1	99
2017	Steelers	16	35	38	92.1	53	37	39	94.9	1	142
2018	Steelers	15	13	20	65.0	50	43	48	89.6	1	82
2019	Steelers	16	29	31	93.5	51	28	28	100.0	0	115
2020	Steelers	13	19	20	95.0	59	34	38	89.5	0	91
2021	Steelers	17	36	40	90.0	56	27	29	93.1	0	135
NFL TOTALS		104	182	206	88.3	59	231	245	94.3	3	777

CHRIS BOSWELL'S NFL POSTSEASON KICKING STATISTICS

DATE	TEAM	GP	FGM	FGA	PCT.	LG	XP	XPA	PCT.	BLK	PTS
2015	Steelers	2	7	7	100.0	47	1	1	100.0	0	22
2016	Steelers	3	8	8	100.0	45	3	5	60.0	0	27
2017	Steelers	1	0	0	0.0	0	6	6	100.0	0	6
2020	Steelers	1	1	1	100.0	49	2	2	100.0	0	5
2021	Steelers	1	0	0	0.0	0	3	3	100.0	0	3
NFL TOTALS		8	16	16	100.0	49	15	17	88.2	0	63

CHRIS BOSWELL'S NFL REGULAR SEASON FIELD-GOAL ACCURACY STATISTICS

DATE	TEAM	1-19	PCT.	20-29	PCT.	30-39	PCT.	40-49	PCT.	50+	PCT.
2015	Steelers	1-1	100.0	9-9	100.0	8-8	100.0	9-12	75.0	2-2	100.0
2016	Steelers	0-0	0.0	2-2	100.0	8-9	88.9	11-12	91.7	0-2	0.0
2017	Steelers	0-0	0.0	10-10	100.0	12-14	85.7	9-10	90.0	4-4	100.0
2018	Steelers	0-0	0.0	3-3	100.0	4-6	66.7	5-10	50.0	1-1	100.0
2019	Steelers	1-1	100.0	11-11	100.0	7-7	100.0	9-10	90.0	1-2	50.0
2020	Steelers	0-0	0.0	5-5	100.0	6-6	100.0	7-8	87.5	1-1	100.0
2021	Steelers	0-0	0.0	9-9	100.0	8-9	88.9	11-13	84.6	8-9	88.9
NFL TOTALS		2-2	100.0	49-49	100.0	53-59	89.8	61-75	81.3	17-21	81.0

CHRIS BOSWELL'S NFL POSTSEASON FIELD-GOAL ACCURACY STATISTICS

DATE	TEAM	1-19	PCT.	20-29	PCT.	30-39	PCT.	40-49	PCT.	50+	PCT.
2015	Steelers	0-0	0.0	1-1	100.0	4-4	100.0	2-2	100.0	0-0	0.0
2016	Steelers	0-0	0.0	2-2	100.0	3-3	100.0	3-3	100.0	0-0	0.0
2017	Steelers	0-0	0.0	0-0	0.0	0-0	0.0	0-0	0.0	0-0	0.0
2020	Steelers	0-0	0.0	0-0	0.0	0-0	0.0	1-1	100.0	0-0	0.0
2021	Steelers	0-0	0.0	0-0	0.0	0-0	0.0	0-0	0.0	0-0	0.0
NFL TOTALS		0-0	0.0	3-3	100.0	7-7	100.0	6-6	100.0	0-0	0.0

SINGLE-GAME HIGHS: KICKER

Field Goals Made	6 at Cincinnati Bengals, Dec 18, 2016 5 vs. Cincinnati Bengals, Oct 22, 2017	Points	18 at Cincinnati Bengals, Dec 18, 2016 17 vs. Cincinnati Bengals, Oct 22, 2017
Field Goal Attempts	6 at Cincinnati Bengals, Dec 18, 2016 5 vs. Tennessee Titans, Dec 19, 2021 ...2 more at 5.	Special Teams Tackles	1 vs. Baltimore Ravens, Oct 06, 2019 1 vs. Cleveland Browns, Oct 28, 2018 ...5 more at 1.
Longest Field Goals Made	59 at Dallas Cowboys, Nov 08, 2020 56 vs. Las Vegas Raiders, Sep 19, 2021	Kickoff Average	68.0 vs. Kansas City Chiefs, Oct 02, 2016 67.4 vs. Minnesota Vikings, Sep 17, 2017 ...1 more at 67.4.
Longest Field Goals Attempt	56 vs. Tennessee Titans, Dec 19, 2021 55 vs. Dallas Cowboys, Nov 13, 2016	Extra Point Attempt Percentage	100.0 vs. Cleveland Browns, Oct 18, 2020 100.0 vs. Philadelphia Eagles, Oct 11, 2020 ...3 more at 100.0.
PATs Made	7 vs. Carolina Panthers, Nov 08, 2018 5 vs. Cleveland Browns, Oct 18, 2020 ...4 more at 5.	Field Goal Percentage	100.0 vs. Cleveland Browns, Jan 03, 2022 100.0 vs. Indianapolis Colts, Nov 03, 2019 ...7 more at 100.0.
PAT Attempts	7 vs. Carolina Panthers, Nov 08, 2018 6 vs. Atlanta Falcons, Oct 07, 2018		

SINGLE-GAME HIGHS - POSTSEASON: KICKER

Field Goals Made	6 at Kansas City Chiefs, Jan 15, 2017	Points	18 at Kansas City Chiefs, Jan 15, 2017
	4 at Cincinnati Bengals, Jan 09, 2016		12 at Cincinnati Bengals, Jan 09, 2016
	3 at Denver Broncos, Jan 17, 2016		10 at Denver Broncos, Jan 17, 2016
	1 vs. Cleveland Browns, Jan 10, 2021		6 vs. Jacksonville Jaguars, Jan 14, 2018
	1 at New England Patriots, Jan 22, 2017		6 vs. Miami Dolphins, Jan 08, 2017
Field Goal Attempts	...1 more at 1.	Kickoff Average	66.3 at Cincinnati Bengals, Jan 09, 2016
	6 at Kansas City Chiefs, Jan 15, 2017		62.0 at Kansas City Chiefs, Jan 15, 2017
	4 at Cincinnati Bengals, Jan 09, 2016		60.2 vs. Miami Dolphins, Jan 08, 2017
	3 at Denver Broncos, Jan 17, 2016		57.2 at Denver Broncos, Jan 17, 2016
	1 vs. Cleveland Browns, Jan 10, 2021		54.2 vs. Cleveland Browns, Jan 10, 2021
Longest Field Goals Made	1 at New England Patriots, Jan 22, 2017	Extra Point Attempt Percentage	100.0 vs. Jacksonville Jaguars, Jan 14, 2018
	...1 more at 1.		Field Goal Percentage
	49 vs. Cleveland Browns, Jan 10, 2021		100.0 at Kansas City Chiefs, Jan 15, 2017
	47 at Denver Broncos, Jan 17, 2016		100.0 at Cincinnati Bengals, Jan 09, 2016
	45 at Kansas City Chiefs, Jan 15, 2017		
PATs Made	39 at Cincinnati Bengals, Jan 09, 2016		
	34 vs. Miami Dolphins, Jan 08, 2017		
	6 vs. Jacksonville Jaguars, Jan 14, 2018		
	3 at Kansas City Chiefs, Jan 16, 2022		
	3 vs. Miami Dolphins, Jan 08, 2017		
PAT Attempts	2 vs. Cleveland Browns, Jan 10, 2021		
	1 at Denver Broncos, Jan 17, 2016		
	6 vs. Jacksonville Jaguars, Jan 14, 2018		
	4 vs. Miami Dolphins, Jan 08, 2017		
	3 at Kansas City Chiefs, Jan 16, 2022		
	2 vs. Cleveland Browns, Jan 10, 2021		
	1 at New England Patriots, Jan 22, 2017		
	...1 more at 1.		

2021 GAME-BY-GAME REGULAR-SEASON STATISTICS (STEELERS)

		FIELD GOALS				EXTRA POINTS						SCORE	
DATE	OPPONENT	FGM	FGA	PCT	LG	XP	XPA	PCT	BLK	PTS	W/L/T		
09/12	at Bills	P	3	3	100.0	45	2	2	100.0	0	11	W	23-16
09/19	Raiders	P	1	1	100.0	56	2	2	100.0	0	5	L	17-26
09/26	Bengals	P	1	2	50.0	26	1	1	100.0	0	4	L	10-24
10/03	at Packers	P	1	1	100.0	52	2	2	100.0	0	5	L	17-27
10/10	Broncos	P	2	2	100.0	48	3	3	100.0	0	9	W	27-19
10/17	Seahawks	P	3	3	100.0	52	2	2	100.0	0	11	W	23-20+
10/31	at Browns	P	1	1	100.0	31	0	0	0.0	0	3	W	15-10
11/08	Bears	P	3	3	100.0	54	2	3	66.7	0	11	W	29-27
11/14	Lions	P	3	3	100.0	51	1	1	100.0	0	10	T	16-16
11/21	at Chargers	P	3	3	100.0	45	4	4	100.0	0	13	L	37-41
11/28	at Bengals	P	1	1	100.0	40	1	1	100.0	0	4	L	10-41
12/05	Ravens	P	2	2	100.0	53	0	1	0.0	0	6	W	20-19
12/09	at Vikings	P	0	1	0.0	0	2	2	100.0	0	2	L	28-36
12/19	Titans	P	4	5	80.0	48	1	1	100.0	0	13	W	19-13
12/26	at Chiefs	P	1	2	50.0	34	1	1	100.0	0	4	L	10-36
01/03	Browns	P	4	4	100.0	50	2	2	100.0	0	14	W	26-14
01/09	at Ravens	P	3	3	100.0	40	1	1	100.0	0	10	W	16-13+
2021 TOTALS		17	36	40	90.0	56	27	29	93.1	0	135	9-7-1	
+ - Overtime													

2020 GAME-BY-GAME REGULAR-SEASON STATISTICS (STEELERS)

			FIELD GOALS				EXTRA POINTS						SCORE	
DATE	OPPONENT		FGM	FGA	PCT	LG	XP	XPA	PCT	BLK	PTS	W/L		
09/14	at Giants	P	2	2	100.0	41	2	3	66.7	0	8	W	26-16	
09/20	Broncos	P	1	1	100.0	21	3	3	100.0	0	6	W	26-21	
09/27	Texans	P	2	2	100.0	33	2	2	100.0	0	8	W	28-21	
10/11	Eagles	P	1	1	100.0	41	5	5	100.0	0	8	W	38-29	
10/18	Browns	P	1	1	100.0	35	5	5	100.0	0	8	W	38-7	
10/25	at Titans	P	2	2	100.0	38	3	3	100.0	0	9	W	27-24	
11/01	at Ravens	P	0	0	0.0	0	4	4	100.0	0	4	W	28-24	
11/08	at Cowboys	P	2	2	100.0	59	0	2	0.0	1	6	W	24-19	
11/15	Bengals	P	3	3	100.0	45	3	3	100.0	0	12	W	36-10	
11/22	at Jaguars	P	2	3	66.7	47	3	3	100.0	0	9	W	27-3	
12/02	Ravens	P	2	2	100.0	27	1	2	50.0	0	7	W	19-14	
12/07	Football Team					ON INACTIVE LIST							L	17-23
12/13	at Bills	P	0	0	0.0	0	1	1	100.0	0	1	L	15-26	
12/21	at Bengals	P	1	1	100.0	25	2	2	100.0	0	5	L	17-27	
12/27	Colts					ON INACTIVE LIST							W	28-24
01/03	at Browns					ON INACTIVE LIST							L	22-24
2020 TOTALS		13	19	20	95.0	59	34	38	89.5	1	91	12-4		

2019 GAME-BY-GAME REGULAR-SEASON STATISTICS (STEELERS)

		FIELD GOALS				EXTRA POINTS						
DATE	OPPONENT	FGM	FGA	PCT	LG	XP	XPA	PCT	BLK	PTS	W/L	SCORE
09/08	at Patriots	P	1	1	100.0	19	0	0	0.0	0	3	L 3-33
09/15	Seahawks	P	2	2	100.0	41	2	2	100.0	0	8	L 26-28
09/22	at 49ers	P	2	2	100.0	46	2	2	100.0	0	8	L 20-24
09/30	Bengals	P	2	2	100.0	49	3	3	100.0	0	9	W 27-3
10/06	Ravens	P	3	3	100.0	41	2	2	100.0	0	11	L 23-26+
10/13	at Chargers	P	1	1	100.0	20	3	3	100.0	0	6	W 24-17
10/28	Dolphins	P	2	3	66.7	42	3	3	100.0	0	9	W 27-14
11/03	Colts	P	4	4	100.0	51	2	2	100.0	0	14	W 26-24
11/10	Rams	P	1	1	100.0	33	2	2	100.0	0	5	W 17-12
11/14	at Browns	P	0	1	0.0	0	1	1	100.0	0	1	L 7-21
11/24	at Bengals	P	3	3	100.0	47	1	1	100.0	0	10	W 16-10
12/01	Browns	P	2	2	100.0	39	2	2	100.0	0	8	W 20-13
12/08	at Cardinals	P	3	3	100.0	37	2	2	100.0	0	11	W 23-17
12/15	Bills	P	1	1	100.0	49	1	1	100.0	0	4	L 10-17
12/22	at Jets	P	1	1	100.0	49	1	1	100.0	0	4	L 10-16
12/29	at Ravens	P	1	1	100.0	26	1	1	100.0	0	4	L 10-28
2019 TOTALS		16	29	31	93.5	51	28	28	100.0	0	115	8-8

+ Overtime

2018 GAME-BY-GAME REGULAR-SEASON STATISTICS (STEELERS)

		FIELD GOALS				EXTRA POINTS						
DATE	OPPONENT	FGM	FGA	PCT	LG	XP	XPA	PCT	BLK	PTS	W/L/T	SCORE
09/09	at Browns	P	0	1	0.0	0	3	3	100.0	0	3	T 21-21
09/16	Chiefs	P	0	1	0.0	0	3	4	75.0	0	3	L 37-42
09/24	at Buccaneers	P	1	2	50.0	38	3	4	75.0	0	6	W 30-27
09/30	Ravens	P	2	2	100.0	39	0	0	0.0	0	6	L 14-26
10/07	Falcons	P	0	0	0.0	0	5	6	83.3	0	5	W 41-17
10/14	at Bengals	P	2	2	100.0	24	2	2	100.0	0	8	W 28-21
10/28	Browns	P	1	1	100.0	42	4	4	100.0	0	7	W 33-18
11/04	at Ravens	P	1	1	100.0	29	2	3	66.7	0	5	W 23-16
11/08	Panthers	P	1	1	100.0	50	7	7	100.0	0	10	W 52-21
11/18	at Jaguars	P	0	0	0.0	0	2	2	100.0	0	2	W 20-16
11/25	at Broncos	P	1	2	50.0	41	2	2	100.0	0	5	L 17-24
12/02	Chargers	P	1	1	100.0	48	3	4	75.0	0	6	L 30-33
12/09	at Raiders	P	0	2	0.0	0	3	3	100.0	0	3	L 21-24
12/16	Patriots	P	1	2	50.0	48	2	2	100.0	0	5	W 17-10
12/23	at Saints	P	2	2	100.0	49	2	2	100.0	0	8	L 28-31
12/30	Bengals					DID NOT PLAY					W	16-13
2018 TOTALS		15	13	20	65.0	50	43	48	89.6	0	82	9-6-1

2017 GAME-BY-GAME REGULAR-SEASON STATISTICS (STEELERS)

		FIELD GOALS				EXTRA POINTS							
DATE	OPPONENT		FGM	FGA	PCT	LG	XP	XPA	PCT	BLK	PTS	W/L	SCORE
09/10	at Browns	P	0	0	0.0	0	3	3	100.0	0	3	W	21-18
09/17	Vikings	P	4	4	100.0	46	2	2	100.0	0	14	W	26-9
09/24	at Bears	P	1	2	50.0	32	2	2	100.0	0	5	L	17-23+
10/01	at Ravens	P	2	3	66.7	49	2	2	100.0	0	8	W	26-9
10/08	Jaguars	P	3	3	100.0	34	0	0	0.0	0	9	L	9-30
10/15	at Chiefs	P	1	1	100.0	24	2	2	100.0	0	5	W	19-13
10/22	Bengals	P	5	5	100.0	49	2	2	100.0	0	17	W	29-14
10/29	at Lions	P	2	2	100.0	38	2	2	100.0	0	8	W	20-15
11/12	at Colts	P	2	3	66.7	41	0	1	0.0	1	6	W	20-17
11/16	Titans	P	4	4	100.0	50	4	4	100.0	0	16	W	40-17
11/26	Packers	P	1	1	100.0	53	2	3	66.7	0	5	W	31-28
12/04	at Bengals	P	3	3	100.0	38	2	2	100.0	0	11	W	23-20
12/10	Ravens	P	4	4	100.0	52	3	3	100.0	0	15	W	39-38
12/17	Patriots	P	1	1	100.0	51	3	3	100.0	0	6	L	24-27
12/25	at Texans	P	2	2	100.0	36	4	4	100.0	0	10	W	34-6
12/31	Browns	P	0	0	0.0	0	4	4	100.0	0	4	W	28-24
2017 TOTALS		16	35	38	92.1	53	37	39	94.9	1	142	13-3	

+ - Overtime

2016 GAME-BY-GAME REGULAR-SEASON STATISTICS (STEELERS)


		FIELD GOALS				EXTRA POINTS						
DATE	OPPONENT	FGM	FGA	PCT	LG	XP	XPA	PCT	BLK	PTS	W/L	SCORE
09/12	at Redskins	P	1	1	100.0	46	5	5	100.0	0	8	W 38-16
09/18	Bengals	P	1	1	100.0	49	3	3	100.0	0	6	W 24-16
09/25	at Eagles	P	1	2	50.0	40	0	0	0.0	0	3	L 3-34
10/02	Chiefs	P	0	0	0.0	0	5	5	100.0	0	5	W 43-14
10/09	Jets	P	1	1	100.0	47	4	4	100.0	0	7	W 31-13
10/16	at Dolphins	P	0	0	0.0	0	1	1	100.0	0	1	L 15-30
10/23	Patriots	P	3	5	60.0	46	1	1	100.0	0	10	L 16-27
11/06	at Ravens	P	0	0	0.0	0	2	2	100.0	0	2	L 14-21
11/13	Cowboys	P	2	3	66.7	39	0	0	0.0	0	6	L 30-35
11/20	at Browns	P	3	3	100.0	33	1	1	100.0	0	10	W 24-9
11/24	at Colts	P	0	0	0.0	0	4	4	100.0	0	4	W 28-7
12/04	Giants					INACTIVE					W	24-14
12/11	at Bills	P	2	2	100.0	39	3	3	100.0	0	9	W 27-20
12/18	at Bengals	P	6	6	100.0	49	0	0	0.0	0	18	W 24-20
12/25	Ravens	P	1	1	100.0	36	4	4	100.0	0	7	W 31-27
01/01	Browns	P	0	0	0.0	0	3	3	100.0	0	3	W 27-24+
2016 TOTALS		15	21	25	84.0	49	36	36	100.0	0	99	11-5

+ Overtime

2015 GAME-BY-GAME REGULAR-SEASON STATISTICS (STEELERS)

		FIELD GOALS				EXTRA POINTS				PTS	W/L	SCORE
DATE	OPPONENT	FGM	FGA	PCT	LG	XP	XPA	PCT	BLK			
09/10	at Patriots					NOT ON ROSTER					L	21-28
09/20	49ers					NOT ON ROSTER					W	43-18
09/27	at Rams					NOT ON ROSTER					W	12-6
10/01	Ravens					NOT ON ROSTER					L	20-23+
10/12	at Chargers	P	1	1	100.0	47	3	100.0	0	6	W	24-20
10/18	Cardinals	P	4	4	100.0	51	1	100.0	0	13	W	25-13
10/25	at Chiefs	P	2	2	100.0	36	1	100.0	0	7	L	13-23
11/01	Bengals	P	1	1	100.0	32	1	100.0	0	4	L	10-16
11/08	Raiders	P	3	4	75.0	38	3	100.0	0	12	W	38-35
11/15	Browns	P	3	3	100.0	34	1	50.0	0	10	W	30-9
11/29	at Seahawks	P	3	3	100.0	44	1	100.0	0	10	L	30-39
12/06	Colts	P	3	4	75.0	51	4	100.0	0	13	W	45-10
12/13	at Bengals	P	4	4	100.0	47	3	100.0	0	15	W	33-20
12/20	Broncos	P	2	2	100.0	41	4	100.0	0	10	W	34-27
12/27	at Ravens	P	1	1	100.0	34	2	100.0	0	5	L	17-20
01/03	at Browns	P	2	3	66.7	39	2	100.0	0	8	W	28-12
2015 TOTALS		12	29	32	90.6	51	26	27	96.3	0	113	10-6

+ - Overtime




13

MILES BOYKIN
WIDE RECEIVER

HEIGHT: 6-4
WEIGHT: 220
COLLEGE: Notre Dame
BORN: October 12, 1996

BIRTHPLACE: New Lenox, IL
HOW ACQUIRED: W 22 (BAL)
NFL EXPERIENCE: 4th year



COMMUNITY SERVICE

- ✦ Participated in Crucial Catch PSA to encourage fans to get early detection cancer screenings (2020)
- ✦ Joined teammates to converse and play games (virtually) during the Ravens' A Purple Evening, the team's annual event dedicated to female fans (2020)
- ✦ Hosted virtual meet & greets with fans to raise money for the United Way's COVID-19 Relief Fund (2020)
- ✦ Attended the Ravens' annual Holiday Helpers event at Target to shop for gifts with Baltimore youth in need (2019)
- ✦ Supported teammates Willie Snead IV and former teammate Seth Roberts at their Turkey Giveaway at Zion Baptist Church for Baltimore City residents during Thanksgiving (2019)
- ✦ Supported children of service members at Fort Meade by participating in the Ravens' Salute to Service Military Kids Clinic (2019)
- ✦ Alongside teammates, participated in the St. John Baptist 5K Run, Walk and Roll/Walk for Bobbi Engram Foundation, hosted by tight ends coach Bobby Engram (2019)
- ✦ Signed autographs and played games at the Ravens' A Purple Evening, the team's annual event dedicated to female fans (2019)
- ✦ Participated as a celebrity bowler in Anthony Levine Sr.'s Celebrity Bowling Night to benefit his 4ever1 Foundation (2019)
- ✦ Participated in the organization-wide day of service, Caw to Action – a celebration of the NFL's Huddle for 100 initiative (2019)
- ✦ Participated in Anthony Levine Sr.'s 10th Annual Home Run Derby & Softball Game with Ravens teammates (2019)
- ✦ Participated in the Ravens' Signature Project with M&T Bank to renovate the facility and visit with children at the Webster Kendrick Boys & Girls Club in Baltimore (2019)

MILES BOYKIN'S NFL REGULAR SEASON RUSHING/RECEIVING STATISTICS

DATE	TEAM	GP	GS	RECEIVING					RUSHING				
				NO.	YDS.	AVG.	LG	TD	NO.	YDS.	AVG.	LG	TD
2019	Ravens	16	11	13	198	15.2	50	3	0	0	0.0	0	0
2020	Ravens	16	13	19	266	14.0	43t	4	0	0	0.0	0	0
2021	Ravens	8	0	1	6	6.0	6	0	0	0	0.0	0	0
NFL TOTALS		40	24	33	470	14.2	50	7	0	0	0.0	0	0

MILES BOYKIN'S NFL POSTSEASON RUSHING/RECEIVING STATISTICS

DATE	TEAM	GP	GS	RECEIVING					RUSHING				
				NO.	YDS.	AVG.	LG	TD	NO.	YDS.	AVG.	LG	TD
2019	Ravens	1	0	3	26	8.7	13	0	0	0	0.0	0	0
2020	Ravens	2	2	3	20	6.7	11	0	0	0	0.0	0	0
NFL TOTALS		3	2	6	46	7.7	13	0	0	0	0.0	0	0

MILES BOYKIN'S NFL REGULAR SEASON RETURN STATISTICS

KICKOFF RETURNS													PUNT RETURNS					
DATE	TEAM	RET.	YDS.	AVG.	LG	TD	NO.	FC	YDS.	AVG.	LG	TD						
2019	Ravens	0	0	0.0	0	0	0	0	0	0.0	0	0						
2020	Ravens	0	0	0.0	0	0	0	0	0	0.0	0	0						
2021	Ravens	0	0	0.0	0	0	0	0	0	0.0	0	0						
NFL TOTALS		0	0	0.0	0	0	0	0	0	0.0	0	0						

MILES BOYKIN'S NFL POSTSEASON RETURN STATISTICS

		KICKOFF RETURNS					PUNT RETURNS					
DATE	TEAM	RET.	YDS.	AVG.	LG	TD	NO.	FC	YDS.	AVG.	LG	TD
2019	Ravens	0	0	0.0	0	0	0	0	0	0.0	0	0
2020	Ravens	0	0	0.0	0	0	0	0	0	0.0	0	0
NFL TOTALS		0	0	0.0	0	0	0	0	0	0.0	0	0

SINGLE-GAME HIGHS: RECEIVING

Receptions	4 at Houston Texans, Sep 20, 2020 3 vs. Cleveland Browns, Sep 13, 2020 ...1 more at 3.
Receiving Yards	55 at Seattle Seahawks, Oct 20, 2019 54 at Los Angeles Rams, Nov 25, 2019
Receiving Average	12.3 vs. Cleveland Browns, Sep 13, 2020 10.7 vs. Cleveland Browns, Sep 29, 2019
Longest Receptions	50 at Seattle Seahawks, Oct 20, 2019 43t at Cincinnati Bengals, Jan 03, 2021
Receiving TDs	1 at Cincinnati Bengals, Jan 03, 2021 1 vs. Jacksonville Jaguars, Dec 20, 2020 ...5 more at 1.

All-Purpose Yards	55 at Seattle Seahawks, Oct 20, 2019 54 at Los Angeles Rams, Nov 25, 2019
Special Teams Tackles	1 at Cleveland Browns, Dec 14, 2020 1 at Pittsburgh Steelers, Dec 02, 2020
Most TDs	1 at Cincinnati Bengals, Jan 03, 2021 1 vs. Jacksonville Jaguars, Dec 20, 2020 ...5 more at 1.
Miscellaneous Tackles	1 at Washington Football Team, Oct 04, 2020

SINGLE-GAME HIGHS - POSTSEASON: RECEIVING

Receptions	3 at Buffalo Bills, Jan 16, 2021 3 vs. Tennessee Titans, Jan 11, 2020
Receiving Yards	26 vs. Tennessee Titans, Jan 11, 2020 20 at Buffalo Bills, Jan 16, 2021
Receiving Average	8.7 vs. Tennessee Titans, Jan 11, 2020 6.7 at Buffalo Bills, Jan 16, 2021

Longest Receptions	13 vs. Tennessee Titans, Jan 11, 2020 11 at Buffalo Bills, Jan 16, 2021 9 vs. Tennessee Titans, Jan 11, 2020 5 at Buffalo Bills, Jan 16, 2021 4 at Buffalo Bills, Jan 16, 2021 ...1 more at 4.
All-Purpose Yards	26 vs. Tennessee Titans, Jan 11, 2020 20 at Buffalo Bills, Jan 16, 2021
Miscellaneous Tackles	1 at Tennessee Titans, Jan 10, 2021 1 vs. Tennessee Titans, Jan 11, 2020

2021 GAME-BY-GAME REGULAR-SEASON STATISTICS (RAVENS)


DATE	OPPONENT	P/S	RECEIVING					RUSHING					W/L	SCORE
			NO.	YDS.	AVG.	LG	TD	NO.	YDS.	AVG.	LG	TD		
09/13	at Raiders							INJURED RESERVE					L	27-33+
09/19	Chiefs							INJURED RESERVE					W	36-35
09/26	at Lions							INJURED RESERVE					W	19-17
10/03	at Broncos							INJURED RESERVE - DESIGNATED FOR RETURN					W	23-7
10/11	Colts	P	0	0	0.0	0	0	0	0.0	0	0	W	31-25+	
10/17	Chargers	P	1	6	6.0	6	0	0	0	0.0	0	W	34-6	
10/24	Bengals	P	0	0	0.0	0	0	0	0.0	0	0	L	17-41	
11/07	Vikings	P	0	0	0.0	0	0	0	0.0	0	0	W	34-31+	
11/11	at Dolphins	P	0	0	0.0	0	0	0	0.0	0	0	L	10-22	
11/21	at Bears							ON INACTIVE LIST					W	16-13
11/28	Browns							ON INACTIVE LIST					W	16-10
12/05	at Steelers							ON INACTIVE LIST					L	19-20
12/12	at Browns							ON INACTIVE LIST					L	22-24
12/19	Packers	P	0	0	0.0	0	0	0	0.0	0	0	L	30-31	
12/26	at Bengals	P	0	0	0.0	0	0	0	0.0	0	0	L	21-41	
01/02	Rams							ON INACTIVE LIST					L	19-20
01/09	Steelers	P	0	0	0.0	0	0	0	0.0	0	0	L	13-16+	
2021 TOTALS		8-0	1	6	6.0	6	0	0	0	0.0	0	0	8-9	
+ - Overtime														

2020 GAME-BY-GAME REGULAR-SEASON STATISTICS (RAVENS)

DATE	OPPONENT	P/S	RECEIVING					RUSHING					W/L	SCORE	
			NO.	YDS.	AVG.	LG	TD	NO.	YDS.	AVG.	LG	TD			
09/13	Browns	S	3	37	12.3	25	0	0	0	0.0	0	0	W	38-6	
09/20	at Texans	S	4	38	9.5	14	0	0	0	0.0	0	0	W	33-16	
09/28	Chiefs	P	1	8	8.0	8	0	0	0	0.0	0	0	L	20-34	
10/04	at Football Team	S	2	28	14.0	15	0	0	0	0.0	0	0	W	31-17	
10/11	Bengals	P	0	0	0.0	0	0	0	0	0.0	0	0	W	27-3	
10/18	at Eagles	S	1	11	11.0	11	0	0	0	0.0	0	0	W	30-28	
11/01	Steelers	S	2	20	10.0	14	1	0	0	0.0	0	0	L	24-28	
11/08	at Colts	S	1	11	11.0	11	0	0	0	0.0	0	0	W	24-10	
11/15	at Patriots	S	0	0	0.0	0	0	0	0	0.0	0	0	L	17-23	
11/22	Titans	P	0	0	0.0	0	0	0	0	0.0	0	0	L	24-30+	
12/02	at Steelers	S	0	0	0.0	0	0	0	0	0.0	0	0	L	14-19	
12/08	Cowboys	S	1	38	38.0	38t	1	0	0	0.0	0	0	W	34-17	
12/14	at Browns	S	1	15	15.0	15	0	0	0	0.0	0	0	W	47-42	
12/20	Jaguars	S	1	4	4.0	4t	1	0	0	0.0	0	0	W	40-14	
12/27	Giants	S	1	13	13.0	13	0	0	0	0.0	0	0	W	27-13	
01/03	at Bengals	S	1	43	43.0	43t	1	0	0	0.0	0	0	W	38-3	
2020 TOTALS			16-13	19	266	14.0	43T	4	0	0	0.0	0	0	11-5	
+ - Overtime															

2019 GAME-BY-GAME REGULAR-SEASON STATISTICS (RAVENS)

DATE	OPPONENT	P/S	RECEIVING					RUSHING					W/L	SCORE
			NO.	YDS.	AVG.	LG	TD	NO.	YDS.	AVG.	LG	TD		
09/08	at Dolphins	S	1	5	5.0	5t	1	0	0	0.0	0	0	W	59-10
09/15	Cardinals	S	1	11	11.0	11	0	0	0	0.0	0	0	W	23-17
09/22	at Chiefs	S	0	0	0.0	0	0	0	0	0.0	0	0	L	28-33
09/29	Browns	S	3	32	10.7	18	1	0	0	0.0	0	0	L	25-40
10/06	at Steelers	S	0	0	0.0	0	0	0	0	0.0	0	0	W	26-23+
10/13	Bengals	S	2	28	14.0	18	0	0	0	0.0	0	0	W	23-17
10/20	at Seahawks	P	2	55	27.5	50	0	0	0	0.0	0	0	W	30-16
11/03	Patriots	S	0	0	0.0	0	0	0	0	0.0	0	0	W	37-20
11/10	at Bengals	P	0	0	0.0	0	0	0	0	0.0	0	0	W	49-13
11/17	Texans	S	0	0	0.0	0	0	0	0	0.0	0	0	W	41-7
11/25	at Rams	S	2	54	27.0	39	0	0	0	0.0	0	0	W	45-6
12/01	49ers	P	0	0	0.0	0	0	0	0	0.0	0	0	W	20-17
12/08	at Bills	S	0	0	0.0	0	0	0	0	0.0	0	0	W	24-17
12/12	Jets	P	1	5	5.0	5t	1	0	0	0.0	0	0	W	42-21
12/22	at Browns	P	1	8	8.0	8	0	0	0	0.0	0	0	W	31-15
12/29	Steelers	S	0	0	0.0	0	0	0	0	0.0	0	0	W	28-10
2019 TOTALS		16-11	13	198	15.2	50	3	0	0	0.0	0	0	14-2	
+ - Overtime														



55

DEVIN BUSH
LINEBACKER

HEIGHT: 5-11
WEIGHT: 234
COLLEGE: Michigan
BORN: July 18, 1998

BIRTHPLACE: Pembroke Pines, FL
HOW ACQUIRED: D1 '19
NFL EXPERIENCE: 4th year

COMMUNITY

- ♦ Serves on the Steelers Social Justice Committee
- ♦ Was honored as the Steelers recipient of the 2021 Ed Block Courage Award

DEVIN BUSH'S NFL REGULAR SEASON DEFENSIVE STATISTICS

				TACKLES								INTERCEPTIONS					O. FUMB				ST				MISC		
DATE	TEAM	GP	GS	TK	S	A	TFL	YDS	SK	YDS	QBH	NO	YDS	LG	TD	PD	FF	FR	TD	YDS	TK	S	A	FF	FR	S	A
2019	Steelers	16	15	109	72	37	9	17	1.0	9.0	2	2	6	6	0	4	1	4	1	20	0	0	0	0	0	0	0
2020	Steelers	5	5	26	16	10	0	0	1.0	6.5	2	0	0	0	0	3	0	0	0	0	0	0	0	0	0	0	0
2021	Steelers	14	14	70	41	29	2	18	2.0	18.0	4	0	0	0	0	4	1	1	0	0	0	0	0	0	0	0	0
NFL TOTALS		35	34	205	129	76	11	35	4.0	33.5	8	2	6	6	0	11	2	5	1	20	0	0	0	0	0	0	0

DEVIN BUSH'S NFL POSTSEASON DEFENSIVE STATISTICS

DATE	TEAM	GP	GS	TACKLES							INTERCEPTIONS					O. FUMB			ST			MISC			
				TK	S	A	TFL	YDS	SK	YDS	QBH	NO	YDS	LG	TD	PD	FF	FR	TD	YDS	TK	S	A	FF	FR
2020	Steelers	0	0	0	0	0	0	0.0	0.0	0	0	0	0	0	0	0	0	0	0	0	0	0	0	0	0
2021	Steelers	1	1	1	1	0	0	0.0	0.0	0	1	10	10	0	1	0	0	0	0	0	0	0	0	0	0
NFL TOTALS		1	1	1	1	0	0	0.0	0.0	0	1	10	10	0	1	0	0	0	0	0	0	0	0	0	0

SINGLE-GAME HIGHS: DEFENSIVE

Total Tackles	12 at Baltimore Ravens, Dec 29, 2019 11 at New England Patriots, Sep 08, 2019	Fumble Recoveries	2 at San Francisco 49ers, Sep 22, 2019 1 vs. Seattle Seahawks, Oct 17, 2021 ...2 more at 1.
Solo Tackles	11 at Baltimore Ravens, Dec 29, 2019 7 at San Francisco 49ers, Sep 22, 2019 ...1 more at 7.	Tackles For Loss	3 vs. Cincinnati Bengals, Sep 30, 2019 2 vs. Buffalo Bills, Dec 15, 2019
Sacks	1.0 vs. Denver Broncos, Oct 10, 2021 1.0 at Green Bay Packers, Oct 03, 2021 ...1 more at 1.0.	Interceptions	1 at Los Angeles Chargers, Oct 13, 2019 1 vs. Baltimore Ravens, Oct 06, 2019
Passes Defensed	2 at Minnesota Vikings, Dec 09, 2021 2 vs. Denver Broncos, Sep 20, 2020	Interception Return Yards	6 at Los Angeles Chargers, Oct 13, 2019
Forced Fumbles	1 at Buffalo Bills, Sep 12, 2021 1 at Cincinnati Bengals, Nov 24, 2019	Longest Opponent's Fumble Return	11 vs. Seattle Seahawks, Sep 15, 2019 9 at Los Angeles Chargers, Oct 13, 2019

SINGLE-GAME HIGHS - POSTSEASON: DEFENSIVE

Total Tackles	1 at Kansas City Chiefs, Jan 16, 2022	Interceptions	1 at Kansas City Chiefs, Jan 16, 2022
Solo Tackles	1 at Kansas City Chiefs, Jan 16, 2022	Interception Return Yards	10 at Kansas City Chiefs, Jan 16, 2022
Passes Defensed	1 at Kansas City Chiefs, Jan 16, 2022		

2021 GAME-BY-GAME REGULAR-SEASON STATISTICS (STEELERS)

DATE	OPPONENT	P/S	TACKLES							INTERCEPTIONS					O. FUMB			ST			MISC			W/L	SCORE		
			TK	S	A	SK	YDS	TFL	YDS	QBH	NO	YDS	LG	TD	PD	FF	FR	TD	YDS	TK	S	A	FF			FR	S
09/12	at Bills	S	10	6	4	0.0	0.0	0	0	0	0	0	0	0	1	0	0	0	0	0	0	0	0	0	W	23-16	
09/19	Raiders		ON INACTIVE LIST																				L	17-26			
09/26	Bengals	S	2	0	2	0.0	0.0	0	0	0	0	0	0	0	0	0	0	0	0	0	0	0	0	0	L	10-24	
10/03	at Packers	S	6	5	1	1.0	6.0	1	6	2	0	0	0	0	0	0	0	0	0	0	0	0	0	0	L	17-27	
10/10	Broncos	S	1	1	0	1.0	12.0	1	12	2	0	0	0	0	0	0	0	0	0	0	0	0	0	0	W	27-19	
10/17	Seahawks	S	6	3	3	0.0	0.0	0	0	0	0	0	0	0	1	0	0	0	0	0	0	0	0	0	W	23-20+	
10/31	at Browns	S	5	3	2	0.0	0.0	0	0	0	0	0	0	0	0	0	0	0	0	0	0	0	0	0	W	15-10	
11/08	Bears	S	3	2	1	0.0	0.0	0	0	0	0	0	0	1	0	0	0	0	0	0	0	0	0	0	W	29-27	
11/14	Lions	S	9	5	4	0.0	0.0	0	0	0	0	0	0	0	0	0	0	0	0	0	0	0	0	0	T	16-16	
11/21	at Chargers	S	4	4	0	0.0	0.0	0	0	0	0	0	0	0	0	0	0	0	0	0	0	0	0	0	L	37-41	
11/28	at Bengals	S	5	2	3	0.0	0.0	0	0	0	0	0	0	0	0	0	0	0	0	0	0	0	0	0	L	10-41	
12/05	Ravens	S	2	2	0	0.0	0.0	0	0	0	0	0	0	0	0	0	0	0	0	0	0	0	0	0	W	20-19	
12/09	at Vikings	S	8	3	5	0.0	0.0	0	0	0	0	0	0	2	0	0	0	0	0	0	0	0	0	0	L	28-36	
12/19	Titans	S	5	3	2	0.0	0.0	0	0	0	0	0	0	1	0	0	0	0	0	0	0	0	0	0	W	19-13	
12/26	at Chiefs		RESERVE/COVID-19																				L	10-36			
01/03	Browns		RESERVE/COVID-19																				W	26-14			
01/09	at Ravens	S	4	2	2	0.0	0.0	0	0	0	0	0	0	0	0	0	0	0	0	0	0	0	0	0	W	16-13+	
2021 TOTALS		14-14	70	41	29	2.0	18.0	2	18	4	0	0	0	0	4	1	1	0	0	0	0	0	0	0	9-7-1		
+ - Overtime																											

2020 GAME-BY-GAME REGULAR-SEASON STATISTICS (STEELERS)

DATE	OPPONENT	P/S	TACKLES							INTERCEPTIONS				O. FUMB				ST				MISC		W/L	SCORE			
			TK	S	A	SK	YDS	TFL	YDS	QBH	NO	YDS	LG	TD	PD	FF	FR	TD	YDS	TK	S	A	FF			FR	S	A
09/14	at Giants	S	7	5	2	0.0	0.0	0	0	0	0	0	0	0	0	0	0	0	0	0	0	0	0	0	0	W	26-16	
09/20	Broncos	S	7	6	1	0.0	0.0	0	0	0	0	0	0	2	0	0	0	0	0	0	0	0	0	0	0	W	26-21	
09/27	Texans	S	4	2	2	0.5	3.0	0	0	1	0	0	0	1	0	0	0	0	0	0	0	0	0	0	0	W	28-21	
10/11	Eagles	S	3	1	2	0.0	0.0	0	0	0	0	0	0	0	0	0	0	0	0	0	0	0	0	0	0	W	38-29	
10/18	Browns	S	5	2	3	0.5	3.5	0	0	1	0	0	0	0	0	0	0	0	0	0	0	0	0	0	0	W	38-7	
10/25	at Titans										DID NOT PLAY																W	27-24
11/01	at Ravens										DID NOT PLAY																W	28-24
11/08	at Cowboys										DID NOT PLAY																W	24-19
11/15	Bengals										DID NOT PLAY																W	36-10
11/22	at Jaguars										DID NOT PLAY																W	27-3
12/02	Ravens										DID NOT PLAY																W	19-14
12/07	Football Team										DID NOT PLAY																L	17-23
12/13	at Bills										DID NOT PLAY																L	15-26
12/21	at Bengals										DID NOT PLAY																L	17-27
12/27	Colts										DID NOT PLAY																W	28-24
01/03	at Browns										DID NOT PLAY																L	22-24
2020 TOTALS			5-5	26	16	10	1.0	6.5	0	0	2	0	0	0	3	0	0	0	0	0	0	0	0	0	0	12-4		

2019 GAME-BY-GAME REGULAR-SEASON STATISTICS (STEELERS)

DATE	OPPONENT	P/S	TACKLES							INTERCEPTIONS				O. FUMB				ST				MISC		W/L	SCORE		
			TK	S	A	SK	YDS	TFL	YDS	QBH	NO	YDS	LG	TD	PD	FF	FR	TD	YDS	TK	S	A	FF			FR	S
09/08	at Patriots	S	11	7	4	0.0	0.0	0	0	0	0	0	0	0	0	0	0	0	0	0	0	0	0	0	0	L	3-33
09/15	Seahawks	P	7	3	4	0.0	0.0	0	0	0	0	0	0	0	0	1	0	11	0	0	0	0	0	0	0	L	26-28
09/22	at 49ers	S	10	7	3	0.0	0.0	0	0	0	0	0	0	0	0	2	0	0	0	0	0	0	0	0	0	L	20-24
09/30	Bengals	S	9	6	3	1.0	9.0	3	13	1	0	0	0	0	1	0	0	0	0	0	0	0	0	0	0	W	27-3
10/06	Ravens	S	8	5	3	0.0	0.0	0	0	0	1	0	0	0	1	0	0	0	0	0	0	0	0	0	0	L	23-26+
10/13	at Chargers	S	7	4	3	0.0	0.0	0	0	0	1	6	6	0	1	0	1	9	0	0	0	0	0	0	0	W	24-17
10/28	Dolphins	S	7	6	1	0.0	0.0	0	0	0	0	0	0	0	0	0	0	0	0	0	0	0	0	0	0	W	27-14
11/03	Colts	S	7	4	3	0.0	0.0	1	0	0	0	0	0	0	1	0	0	0	0	0	0	0	0	0	0	W	26-24
11/10	Rams	S	3	2	1	0.0	0.0	0	0	0	0	0	0	0	0	0	0	0	0	0	0	0	0	0	0	W	17-12
11/14	at Browns	S	6	2	4	0.0	0.0	1	1	0	0	0	0	0	0	0	0	0	0	0	0	0	0	0	0	L	7-21
11/24	at Bengals	S	4	3	1	0.0	0.0	0	0	1	0	0	0	0	0	1	0	0	0	0	0	0	0	0	0	W	16-10
12/01	Browns	S	7	5	2	0.0	0.0	1	0	0	0	0	0	0	0	0	0	0	0	0	0	0	0	0	0	W	20-13
12/08	at Cardinals	S	2	0	2	0.0	0.0	0	0	0	0	0	0	0	0	0	0	0	0	0	0	0	0	0	0	W	23-17
12/15	Bills	S	4	4	0	0.0	0.0	2	2	0	0	0	0	0	0	0	0	0	0	0	0	0	0	0	0	L	10-17
12/22	at Jets	S	5	3	2	0.0	0.0	1	1	0	0	0	0	0	0	0	0	0	0	0	0	0	0	0	0	L	10-16
12/29	at Ravens	S	12	11	1	0.0	0.0	0	0	0	0	0	0	0	0	0	0	0	0	0	0	0	0	0	0	L	10-28
2019 TOTALS			16-15	109	72	37	1.0	9.0	9	17	2	2	6	6	0	4	1	4	1	20	0	0	0	0	0	0	8-8

+ - Overtime



11

CHASE CLAYPOOL

WIDE RECEIVER

HEIGHT: 6-4

WEIGHT: 238

COLLEGE: Notre Dame

BORN: July 7, 1998

BIRTHPLACE: Abbotsford, British Columbia, Canada

HOW ACQUIRED: D2 20

NFL EXPERIENCE: 3rd year

CHASE CLAYPOOL'S NFL REGULAR SEASON RUSHING/RECEIVING STATISTICS

DATE	TEAM	GP	GS	RECEIVING					RUSHING				
				NO.	YDS.	AVG.	LG	TD	NO.	YDS.	AVG.	LG	TD
2020	Steelers	16	6	62	873	14.1	84t	9	10	16	1.6	8	2
2021	Steelers	15	13	59	860	14.6	59	2	14	96	6.9	25	0
NFL TOTALS		31	19	121	1,733	14.3	84T	11	24	112	4.7	25	2

CHASE CLAYPOOL'S NFL POSTSEASON RUSHING/RECEIVING STATISTICS

DATE	TEAM	GP	GS	RECEIVING					RUSHING				
				NO.	YDS.	AVG.	LG	TD	NO.	YDS.	AVG.	LG	TD
2020	Steelers	1	1	5	59	11.8	29t	2	0	0	0.0	0	0
2021	Steelers	1	1	3	25	8.3	16	0	0	0	0.0	0	0
NFL TOTALS		2	2	8	84	10.5	29T	2	0	0	0.0	0	0

CHASE CLAYPOOL'S NFL REGULAR SEASON RETURN STATISTICS

DATE	TEAM	RET.	KICKOFF RETURNS					PUNT RETURNS				
			YDS.	AVG.	LG	TD	NO.	FC	YDS.	AVG.	LG	TD
2020	Steelers	0	0	0.0	0	0	0	0	0	0.0	0	0
2021	Steelers	0	0	0.0	0	0	0	0	0	0.0	0	0
NFL TOTALS		0	0	0.0	0	0	0	0	0	0.0	0	0

CHASE CLAYPOOL'S NFL POSTSEASON RETURN STATISTICS

DATE	TEAM	RET.	KICKOFF RETURNS					PUNT RETURNS				
			YDS.	AVG.	LG	TD	NO.	FC	YDS.	AVG.	LG	TD
2020	Steelers	0	0	0.0	0	0	0	0	0	0.0	0	0
2021	Steelers	0	0	0.0	0	0	0	0	0	0.0	0	0
NFL TOTALS		0	0	0.0	0	0	0	0	0	0.0	0	0

SINGLE-GAME HIGHS: RUSHING/RECEIVING

Rush Attempts	3 at Baltimore Ravens, Jan 09, 2022 3 vs. Philadelphia Eagles, Oct 11, 2020	Receiving Average	29.3 vs. Denver Broncos, Sep 20, 2020 27.3 at Cincinnati Bengals, Nov 28, 2021
Rushing Yards	33 at Baltimore Ravens, Jan 09, 2022 25 at Buffalo Bills, Sep 12, 2021	Longest Receptions	84t vs. Denver Broncos, Sep 20, 2020 59 vs. Denver Broncos, Oct 10, 2021
Longest Runs	25 at Buffalo Bills, Sep 12, 2021 17 at Baltimore Ravens, Jan 09, 2022	Receiving TDs	3 vs. Philadelphia Eagles, Oct 11, 2020 2 vs. Cincinnati Bengals, Nov 15, 2020
Rushing TDs	1 vs. Cleveland Browns, Oct 18, 2020 1 vs. Philadelphia Eagles, Oct 11, 2020	All-Purpose Yards	130 vs. Denver Broncos, Oct 10, 2021 116 vs. Philadelphia Eagles, Oct 11, 2020
Receptions	9 vs. Cincinnati Bengals, Sep 26, 2021 8 at Minnesota Vikings, Dec 09, 2021 ...1 more at 8.	Special Teams Tackles	3 vs. Denver Broncos, Sep 20, 2020 1 at Cleveland Browns, Jan 03, 2021 ...2 more at 1.
Receiving Yards	130 vs. Denver Broncos, Oct 10, 2021 110 vs. Philadelphia Eagles, Oct 11, 2020	Most TDs	4 vs. Philadelphia Eagles, Oct 11, 2020 2 vs. Cincinnati Bengals, Nov 15, 2020

SINGLE-GAME HIGHS - POSTSEASON: RECEIVING

Receptions	5 vs. Cleveland Browns, Jan 10, 2021 3 at Kansas City Chiefs, Jan 16, 2022	Receiving TDs	2 vs. Cleveland Browns, Jan 10, 2021
Receiving Yards	59 vs. Cleveland Browns, Jan 10, 2021 25 at Kansas City Chiefs, Jan 16, 2022	All-Purpose Yards	59 vs. Cleveland Browns, Jan 10, 2021 25 at Kansas City Chiefs, Jan 16, 2022
Receiving Average	11.8 vs. Cleveland Browns, Jan 10, 2021 8.3 at Kansas City Chiefs, Jan 16, 2022	Most TDs	2 vs. Cleveland Browns, Jan 10, 2021
Longest Receptions	29t vs. Cleveland Browns, Jan 10, 2021 16 at Kansas City Chiefs, Jan 16, 2022 15 vs. Cleveland Browns, Jan 10, 2021 7t vs. Cleveland Browns, Jan 10, 2021 7 vs. Cleveland Browns, Jan 10, 2021		

100-YARD RECEIVING GAMES (3): REGULAR SEASON

DATE	TEAM	NO.	YDS.	AVG.	LG	TD
10/11/20	EAGLES	7	110	15.7	35t	3
01/03/21	at Browns	5	101	20.2	41	1
10/10/21	BRONCOS	5	130	26.0	59	1

2021 GAME-BY-GAME REGULAR-SEASON STATISTICS (STEELERS)

DATE	OPPONENT	P/S	RECEIVING					RUSHING					W/L/T	SCORE
			NO.	YDS.	AVG.	LG	TD	NO.	YDS.	AVG.	LG	TD		
09/12	at Bills	P	3	45	15.0	22	0	1	25	25.0	25	0	W	23-16
09/19	Raiders	S	3	70	23.3	52	0	1	-3	-3.0	-3	0	L	17-26
09/26	Bengals	S	9	96	10.7	29	0	0	0	0.0	0	0	L	10-24
10/03	at Packers							ON INACTIVE LIST					L	17-27
10/10	Broncos	S	5	130	26.0	59	1	0	0	0.0	0	0	W	27-19
10/17	Seahawks	S	2	17	8.5	12	0	0	0	0.0	0	0	W	23-20+
10/31	at Browns	S	4	45	11.3	16	0	2	16	8.0	16	0	W	15-10
11/08	Bears	S	3	30	10.0	26	0	2	13	6.5	11	0	W	29-27
11/14	Lions							ON INACTIVE LIST					T	16-16
11/21	at Chargers	S	5	93	18.6	37	0	2	1	0.5	3	0	L	37-41
11/28	at Bengals	S	3	82	27.3	41	0	0	0	0.0	0	0	L	10-41
12/05	Ravens	P	2	52	26.0	40	0	1	2	2.0	2	0	W	20-19
12/09	at Vikings	S	8	93	11.6	38	0	1	2	2.0	2	0	L	28-36
12/19	Titans	S	0	12	0.0	12	0	1	7	7.0	7	0	W	19-13
12/26	at Chiefs	S	4	41	10.3	24	0	0	0	0.0	0	0	L	10-36
01/03	Browns	S	3	17	5.7	8	0	0	0	0.0	0	0	W	26-14
01/09	at Ravens	S	5	37	7.4	10	1	3	33	11.0	17	0	W	16-13+
2021 TOTALS		15-13	59	860	14.6	59	2	14	96	6.9	25	0	9-7-1	
+ - Overtime														

2020 GAME-BY-GAME REGULAR-SEASON STATISTICS (STEELERS)

DATE	OPPONENT	P/S	RECEIVING					RUSHING					W/L	SCORE
			NO.	YDS.	AVG.	LG	TD	NO.	YDS.	AVG.	LG	TD		
09/14	at Giants	P	2	39	19.5	28	0	1	8	8.0	8	0	W	26-16
09/20	Broncos	P	3	88	29.3	84t	1	0	0	0.0	0	0	W	26-21
09/27	Texans	P	1	24	24.0	24	0	0	0	0.0	0	0	W	28-21
10/11	Eagles	S	7	110	15.7	35t	3	3	6	2.0	3	1	W	38-29
10/18	Browns	P	4	74	18.5	36	0	2	7	3.5	4	1	W	38-7
10/25	at Titans	S	1	-2	-2.0	-2	0	0	0	0.0	0	0	W	27-24
11/01	at Ravens	P	5	42	8.4	10	1	0	0	0.0	0	0	W	28-24
11/08	at Cowboys	P	8	69	8.6	14	0	1	4	4.0	4	0	W	24-19
11/15	Bengals	P	4	56	14.0	15	2	2	-3	-1.5	0	0	W	36-10
11/22	at Jaguars	P	4	59	14.8	31t	1	0	0	0.0	0	0	W	27-3
12/02	Ravens	P	6	52	8.7	22	0	0	0	0.0	0	0	W	19-14
12/07	Football Team	S	2	38	19.0	30	0	0	0	0.0	0	0	L	17-23
12/13	at Bills	S	3	15	5.0	6	0	0	0	0.0	0	0	L	15-26
12/21	at Bengals	P	3	54	18.0	37	0	1	-6	-6.0	-6	0	L	17-27
12/27	Colts	S	4	54	13.5	34	0	0	0	0.0	0	0	W	28-24
01/03	at Browns	S	5	101	20.2	41	1	0	0	0.0	0	0	L	22-24
2020 TOTALS		16-6	62	873	14.1	84T	9	10	16	1.6	8	2	12-4	



61

MASON COLE

OFFENSIVE LINEMAN

HEIGHT: 6-5

WEIGHT: 298

COLLEGE: Michigan

BORN: March 28, 1996

BIRTHPLACE: Tarpon Springs, FL


HOW ACQUIRED: UFA '22

NFL EXPERIENCE: 5th year




MASON COLE'S NFL REGULAR SEASON STATISTICS

DATE	TEAM	GP	GS
2018	Cardinals	16	16
2019	Cardinals	16	2
2020	Cardinals	14	14
2021	Vikings	14	7
NFL TOTALS		60	39



78 JAMES DANIELS
OFFENSIVE LINEMAN

HEIGHT: 6-4 BIRTHPLACE: Warren, OH
WEIGHT: 327 HOW ACQUIRED: UFA '22
COLLEGE: Iowa
BORN: September 13, 1997




JAMES DANIELS' NFL REGULAR SEASON STATISTICS

DATE	TEAM	GP	GS
2018	Bears	16	10
2019	Bears	16	16
2020	Bears	5	5
2021	Bears	17	17
NFL TOTALS		54	48

JAMES DANIELS' NFL POSTSEASON STATISTICS

DATE	TEAM	GP	GS
2018	Bears	1	1
2020	Bears	0	0
NFL TOTALS		1	1



77

JESSE DAVIS

OFFENSIVE LINEMAN

HEIGHT: 6-6

WEIGHT: 318


COLLEGE: Idaho

BORN: September 15, 1991

BIRTHPLACE: Asotin, WA

HOW ACQUIRED: TR 22 (MIN)

NFL EXPERIENCE: 6th year




COMMUNITY SERVICE

- ✦ Rode the 14-mile Dolphins Ride in the 2020 Dolphins Cancer Challenge
- ✦ Annually participated in the AARP Foundation Million Meal Pack to pack more than one million meals in a single day for older adults in the South Florida community
- ✦ In 2019, packed meals with the Parkland community following the shooting at Marjory Stoneman Douglas High School
- ✦ Participated in the 2019 DCC 5K
- ✦ Participated in the 2018 Dolphins Cancer Challenge Golf Tournament
- ✦ Fished in the 2017 Fins Weekend Fishing Tournament

JESSE DAVIS' NFL REGULAR SEASON STATISTICS

DATE	TEAM	GP	GS
2017	Dolphins	16	10
2018	Dolphins	16	16
2019	Dolphins	15	15
2020	Dolphins	15	14
2021	Dolphins	17	16
NFL TOTALS		79	71



69

KEVIN DOTSON

OFFENSIVE LINEMAN

HEIGHT: 6-4

WEIGHT: 321


COLLEGE: Louisiana

BORN: September 18, 1996

BIRTHPLACE: Plaquemine, LA

HOW ACQUIRED: D4b '20

NFL EXPERIENCE: 3rd year



KEVIN DOTSON'S NFL REGULAR SEASON STATISTICS

DATE	TEAM	GP	GS
2020	Steelers	13	4
2021	Steelers	9	9
NFL TOTALS		22	13

KEVIN DOTSON'S NFL POSTSEASON STATISTICS

DATE	TEAM	GP	GS
2020	Steelers	1	0
2021	Steelers	0	0
NFL TOTALS		1	0



34 TERRELL EDMUNDS

SAFETY

HEIGHT: 6-1

WEIGHT: 217

COLLEGE: Virginia Tech

BORN: January 20, 1997

BIRTHPLACE: Danville, VA

HOW ACQUIRED: D1 18

NFL EXPERIENCE: 5th year

COMMUNITY

Helped My Brother's Keeper Outreach Center pack a truck for Texas relief full of water and non-perishables.
Co-authored a children's book with his brothers called My Brother's Keeper

TERRELL EDMUNDS' NFL REGULAR SEASON DEFENSIVE STATISTICS

DATE	TEAM	GP	GS	TK	S	TACKLES					QBH	INTERCEPTIONS				O. FUMB				ST				MISC			
						TFL	YDS	SK	YDS			NO	YDS	LG	TD	PD	FF	FR	TD	YDS	TK	S	A	FF	FR	S	A
2018	Steelers	16	15	73	52	21	1	9	1.0	9.0	3	1	35	35	0	4	0	1	0	0	5	3	2	0	0	0	0
2019	Steelers	16	16	105	71	34	2	7	0.0	0.0	2	0	0	0	0	0	0	0	0	0	0	0	0	0	0	0	
2020	Steelers	15	12	68	46	22	1	11	1.0	11.0	1	2	11	7	0	8	0	0	0	0	0	0	0	0	0	0	
2021	Steelers	17	17	89	63	26	8	29	1.0	13.0	1	2	15	15	0	6	0	0	0	0	0	0	0	0	0	0	
NFL TOTALS		64	60	335	232	103	12	56	3.0	33.0	7	5	61	35	0	21	0	1	0	0	5	3	2	0	0	0	0

TERRELL EDMUNDS' NFL POSTSEASON DEFENSIVE STATISTICS

DATE	TEAM	GP	GS	TK	S	TACKLES					QBH	INTERCEPTIONS				O. FUMB				ST				MISC.		
						A	TFL	YDS	SK	YDS		NO	YDS	LG	TD	PD	FF	FR	TD	YDS	TK	S	A	FF	FR	S
2020	Steelers	1	1	6	3	3	1	1	0.0	0.0	0	0	0	0	0	1	0	0	0	0	0	0	0	0	0	0
2021	Steelers	1	1	6	6	0	0	0	0.0	0.0	0	0	0	0	0	0	0	0	0	0	0	0	0	0	0	0
NFL TOTALS		2	2	12	9	3	1	1	0.0	0.0	0	0	0	0	0	1	0	0	0	0	0	0	0	0	0	0

SINGLE-GAME HIGHS: DEFENSIVE

Total Tackles	11 vs. Buffalo Bills, Dec 15, 2019 11 vs. Seattle Seahawks, Sep 15, 2019	Tackles For Loss	2 vs. Tennessee Titans, Dec 19, 2021 2 vs. Detroit Lions, Nov 14, 2021 ...1 more at 2.
Solo Tackles	10 vs. Buffalo Bills, Dec 15, 2019 8 vs. Seattle Seahawks, Sep 15, 2019 ...1 more at 8.	Interceptions	2 at Jacksonville Jaguars, Nov 22, 2020 1 at Baltimore Ravens, Jan 09, 2022 ...2 more at 1.
Sacks	1.0 vs. Detroit Lions, Nov 14, 2021 1.0 vs. Denver Broncos, Sep 20, 2020 ...1 more at 1.0.	Interception Return Yards	35 at Tampa Bay Buccaneers, Sep 24, 2018 15 vs. Cincinnati Bengals, Sep 26, 2021
Passes Defensed	3 at Baltimore Ravens, Jan 09, 2022 2 at Jacksonville Jaguars, Nov 22, 2020 ...1 more at 2.	Special Teams Tackles	1 vs. Cincinnati Bengals, Dec 30, 2018 1 vs. Los Angeles Chargers, Dec 02, 2018 ...3 more at 1.
Fumble Recoveries	1 vs. Baltimore Ravens, Sep 30, 2018		

SINGLE-GAME HIGHS - POSTSEASON: DEFENSIVE

Total Tackles	6 at Kansas City Chiefs, Jan 16, 2022 6 vs. Cleveland Browns, Jan 10, 2021 6 at Kansas City Chiefs, Jan 16, 2022 3 vs. Cleveland Browns, Jan 10, 2021	Passes Defensed	1 vs. Cleveland Browns, Jan 10, 2021
Solo Tackles		Tackles For Loss	1 vs. Cleveland Browns, Jan 10, 2021

2021 GAME-BY-GAME REGULAR-SEASON STATISTICS (STEELERS)

DATE	OPPONENT	P/S	TACKLES							INTERCEPTIONS				O. FUMB				ST				MISC		W/L	SCORE	
			TK	S	A	SK	YDS	TFL	YDS	QBH	NO	YDS	LG	TD	PD	FF	FR	TD	YDS	TK	S	A	FF			FR
09/12	at Bills	S	5	4	1	0.0	0.0	0	0	0	0	0	0	0	0	0	0	0	0	0	0	0	0	0	W	23-16
09/19	Raiders	S	6	5	1	0.0	0.0	2	2	0	0	0	0	0	0	0	0	0	0	0	0	0	0	0	L	17-26
09/26	Bengals	S	5	2	3	0.0	0.0	1	0	0	1	15	15	0	1	0	0	0	0	0	0	0	0	0	L	10-24
10/03	at Packers	S	7	6	1	0.0	0.0	0	0	0	0	0	0	0	0	0	0	0	0	0	0	0	0	0	L	17-27
10/10	Broncos	S	7	4	3	0.0	0.0	0	0	0	0	0	0	0	0	0	0	0	0	0	0	0	0	0	W	27-19
10/17	Seahawks	S	3	2	1	0.0	0.0	0	0	0	0	0	0	0	0	0	0	0	0	0	0	0	0	0	W	23-20+
10/31	at Browns	S	5	4	1	0.0	0.0	0	0	0	0	0	0	0	0	0	0	0	0	0	0	0	0	0	W	15-10
11/08	Bears	S	4	4	0	0.0	0.0	0	0	0	0	0	0	0	0	0	0	0	0	0	0	0	0	0	W	29-27
11/14	Lions	S	5	4	1	1.0	13.0	2	16	1	0	0	0	0	1	0	0	0	0	0	0	0	0	0	T	16-16
11/21	at Chargers	S	4	3	1	0.0	0.0	0	0	0	0	0	0	0	0	0	0	0	0	0	0	0	0	0	L	37-41
11/28	at Bengals	S	6	5	1	0.0	0.0	1	4	0	0	0	0	0	0	0	0	0	0	0	0	0	0	0	L	10-41
12/05	Ravens	S	4	3	1	0.0	0.0	0	0	0	0	0	0	0	0	0	0	0	0	0	0	0	0	0	W	20-19
12/09	at Vikings	S	5	4	1	0.0	0.0	0	0	0	0	0	0	0	1	0	0	0	0	0	0	0	0	0	L	28-36
12/19	Titans	S	10	7	3	0.0	0.0	2	7	0	0	0	0	0	0	0	0	0	0	0	0	0	0	0	W	19-13
12/26	at Chiefs	S	5	2	3	0.0	0.0	0	0	0	0	0	0	0	0	0	0	0	0	0	0	0	0	0	L	10-36
01/03	Browns	S	5	1	4	0.0	0.0	0	0	0	0	0	0	0	0	0	0	0	0	0	0	0	0	0	W	26-14
01/09	at Ravens	S	3	3	0	0.0	0.0	0	0	0	1	0	0	0	3	0	0	0	0	0	0	0	0	0	W	16-13+
2021 TOTALS		17-17	89	63	26	1.0	13.0	8	29	1	2	15	15	0	6	0	0	0	0	0	0	0	0	0	9-7-1	

+ - Overtime

2020 GAME-BY-GAME REGULAR-SEASON STATISTICS (STEELERS)

DATE	OPPONENT	P/S	TACKLES							INTERCEPTIONS					O. FUMB			ST				MISC		W/L	SCORE	
			TK	S	A	SK	YDS	TFL	YDS	QBH	NO	YDS	LG	TD	PD	FF	FR	TD	YDS	TK	S	A	FF			FR
09/14	@ Giants	S	8	7	1	0.0	0.0	0	0	0	0	0	0	0	0	0	0	0	0	0	0	0	0	0	W	26-16
09/20	Broncos	S	4	2	2	1.0	11.0	1	11	1	0	0	0	0	1	0	0	0	0	0	0	0	0	0	W	26-21
09/27	Texans	S	4	4	0	0.0	0.0	0	0	0	0	0	0	0	0	0	0	0	0	0	0	0	0	0	W	28-21
10/11	Eagles	P	5	5	0	0.0	0.0	0	0	0	0	0	0	1	0	0	0	0	0	0	0	0	0	0	W	38-29
10/18	Browns	S	2	1	1	0.0	0.0	0	0	0	0	0	0	1	0	0	0	0	0	0	0	0	0	0	W	38-7
10/25	@ Titans	S	2	2	0	0.0	0.0	0	0	0	0	0	0	2	0	0	0	0	0	0	0	0	0	0	W	27-24
11/01	@ Ravens	S	2	2	0	0.0	0.0	0	0	0	0	0	0	0	0	0	0	0	0	0	0	0	0	0	W	28-24
11/08	@ Cowboys	P	5	3	2	0.0	0.0	0	0	0	0	0	0	0	0	0	0	0	0	0	0	0	0	0	W	24-19
11/15	Bengals	S	8	5	3	0.0	0.0	0	0	0	0	0	0	0	0	0	0	0	0	0	0	0	0	0	W	36-10
11/22	@ Jaguars	S	4	2	2	0.0	0.0	0	0	0	2	11	7	0	2	0	0	0	0	0	0	0	0	0	W	27-3
12/02	Ravens	S	4	3	1	0.0	0.0	0	0	0	0	0	0	0	0	0	0	0	0	0	0	0	0	0	W	19-14
12/07	Football Team	S	5	3	2	0.0	0.0	0	0	0	0	0	0	1	0	0	0	0	0	0	0	0	0	0	L	17-23
12/13	@ Bills	S	8	3	5	0.0	0.0	0	0	0	0	0	0	0	0	0	0	0	0	0	0	0	0	0	L	15-26
12/21	@ Bengals	S	3	2	1	0.0	0.0	0	0	0	0	0	0	0	0	0	0	0	0	0	0	0	0	0	L	17-27
12/27	Colts	P	4	2	2	0.0	0.0	0	0	0	0	0	0	0	0	0	0	0	0	0	0	0	0	0	W	28-24
01/03	@ Browns																							L	22-24	
2020 TOTALS			15-12	68	46	22	1.0	11.0	1	11	1	2	11	7	0	8	0	0	0	0	0	0	0	0	0	12-4


2019 GAME-BY-GAME REGULAR-SEASON STATISTICS (STEELERS)

DATE	OPPONENT	P/S	TACKLES							INTERCEPTIONS					O. FUMB			ST			MISC		W/L	SCORE		
			TK	S	A	SK	YDS	TFL	YDS	QBH	NO	YDS	LG	TD	PD	FF	FR	TD	YDS	TK	S	A			FF	FR
09/08	at Patriots	S	7	5	2	0.0	0.0	0	0	0	0	0	0	0	0	0	0	0	0	0	0	0	0	0	L	3-33
09/15	Seahawks	S	11	8	3	0.0	0.0	0	0	0	0	0	0	1	0	0	0	0	0	0	0	0	0	0	L	26-28
09/22	at 49ers	S	10	7	3	0.0	0.0	0	0	2	0	0	0	0	0	0	0	0	0	0	0	0	0	0	L	20-24
09/30	Bengals	S	4	1	3	0.0	0.0	0	0	0	0	0	0	0	0	0	0	0	0	0	0	0	0	0	W	27-3
10/06	Ravens	S	5	4	1	0.0	0.0	0	0	0	0	0	0	0	0	0	0	0	0	0	0	0	0	0	L	23-26+
10/13	at Chargers	S	5	3	2	0.0	0.0	0	0	0	0	0	0	1	0	0	0	0	0	0	0	0	0	0	W	24-17
10/28	Dolphins	S	4	3	1	0.0	0.0	0	0	0	0	0	0	0	0	0	0	0	0	0	0	0	0	0	W	27-14
11/03	Colts	S	8	4	4	0.0	0.0	0	0	0	0	0	0	0	0	0	0	0	0	0	0	0	0	0	W	26-24
11/10	Rams	S	8	4	4	0.0	0.0	1	0	0	0	0	0	1	0	0	0	0	0	0	0	0	0	0	W	17-12
11/14	at Browns	S	3	3	0	0.0	0.0	0	0	0	0	0	0	0	0	0	0	0	0	0	0	0	0	0	L	7-21
11/24	at Bengals	S	5	3	2	0.0	0.0	0	0	0	0	0	0	0	0	0	0	0	0	0	0	0	0	0	W	16-10
12/01	Browns	S	6	4	2	0.0	0.0	0	0	0	0	0	0	0	0	0	0	0	0	0	0	0	0	0	W	20-13
12/08	at Cardinals	S	7	6	1	0.0	0.0	1	7	0	0	0	0	0	0	0	0	0	0	0	0	0	0	0	W	23-17
12/15	Bills	S	11	10	1	0.0	0.0	0	0	0	0	0	0	0	0	0	0	0	0	0	0	0	0	0	L	10-17
12/22	at Jets	S	4	1	3	0.0	0.0	0	0	0	0	0	0	0	0	0	0	0	0	0	0	0	0	0	L	10-16
12/29	at Ravens	S	7	5	2	0.0	0.0	0	0	0	0	0	0	0	0	0	0	0	0	0	0	0	0	0	L	10-28
2019 TOTALS		16-16	105	71	34	0.0	0.0	2	7	2	0	0	0	0	3	0	0	0	0	0	0	0	0	0	0	8-8

+ - Overtime

2018 GAME-BY-GAME REGULAR-SEASON STATISTICS (STEELERS)

DATE	OPPONENT	P/S	TACKLES							INTERCEPTIONS					O. FUMB				ST				MISC		W/L	SCORE
			TK	S	A	SK	YDS	TFL	YDS	QBH	NO	YDS	LG	TD	PD	FF	FR	TD	YDS	TK	S	A	FF	FR		
09/09	at Browns	S	0	0	0	0.0	0.0	0	0	1	0	0	0	0	1	0	0	0	0	0	0	0	0	0	T	21-21
09/16	Chiefs	P	3	3	0	0.0	0.0	0	0	0	0	0	0	0	0	0	0	0	1	1	0	0	0	0	L	37-42
09/24	at Buccaneers	S	1	1	0	0.0	0.0	0	0	0	1	35	35	0	1	0	0	0	0	0	0	0	0	0	W	30-27
09/30	Ravens	S	7	4	3	0.0	0.0	0	0	0	0	0	0	0	0	1	0	0	0	0	0	0	0	0	L	14-26
10/07	Falcons	S	7	5	2	0.0	0.0	0	0	0	0	0	0	0	0	0	0	0	0	0	0	0	0	0	W	41-17
10/14	at Bengals	S	3	3	0	0.0	0.0	0	0	0	0	0	0	0	0	0	0	0	0	0	0	0	0	0	W	28-21
10/28	Browns	S	3	2	1	0.0	0.0	0	0	0	0	0	0	0	0	0	0	0	1	1	0	0	0	0	W	33-18
11/04	at Ravens	S	4	2	2	0.0	0.0	0	0	0	0	0	0	0	1	0	0	0	0	0	0	0	0	0	W	23-16
11/08	Panthers	S	4	3	1	0.0	0.0	0	0	0	0	0	0	0	0	0	0	0	0	0	0	0	0	0	W	52-21
11/18	at Jaguars	S	4	3	1	0.0	0.0	0	0	1	0	0	0	0	0	0	0	0	0	0	0	0	0	0	W	20-16
11/25	at Broncos	S	8	8	0	0.0	0.0	0	0	0	0	0	0	0	0	0	0	0	0	1	0	0	0	0	L	17-24
12/02	Chargers	S	7	5	2	1.0	9.0	1	9	1	0	0	0	0	1	0	0	0	0	1	0	0	0	0	L	30-33
12/09	at Raiders	S	7	4	3	0.0	0.0	0	0	0	0	0	0	0	0	0	0	0	0	0	0	0	0	0	L	21-24
12/16	Patriots	S	7	2	5	0.0	0.0	0	0	0	0	0	0	0	0	0	0	0	0	0	0	0	0	0	W	17-10
12/23	at Saints	S	4	4	0	0.0	0.0	0	0	0	0	0	0	0	0	0	0	0	0	0	0	0	0	0	L	28-31
12/30	Bengals	S	4	3	1	0.0	0.0	0	0	0	0	0	0	0	0	0	0	0	1	1	0	0	0	0	W	16-13
2018 TOTALS		16-15	73	52	21	1.0	9.0	1	9	3	1	35	35	0	4	0	1	0	0	5	3	2	0	0	0	9-6-1



39

MINKAH FITZPATRICK
SAFETY

HEIGHT: 6-1

WEIGHT: 207


COLLEGE: Alabama

BORN: November 17, 1996

BIRTHPLACE: Old Bridge, NJ

HOW ACQUIRED: TR '19 (MIA)

NFL EXPERIENCE: 5th year



COMMUNITY

- ✦ Raised \$59,000 for KidsVoice last season through his Unshackled Foundation tackle campaign
- ✦ Worked with UPMC Children's Hospital of Pittsburgh Family Connection Center to have a holiday cookie decorating party. Also partnered with Giant Eagle to provide the families who attend groceries and gift cards
- ✦ Hosted a bike giveaway, providing 35 bikes to youth serviced by KidsVoice. In addition to the bikes, the youth also received helmets and shoes.

MINKAH FITZPATRICK'S NFL REGULAR SEASON DEFENSIVE STATISTICS

		TACKLES										INTERCEPTIONS					O. FUMB					ST				MISC.	
DATE	TEAM	GP	GS	TK	S	A	TFL	YDS	SK	YDS	QBH	NO	YDS	LG	TD	PD	FF	FR	TD	YDS	TK	S	A	FF	FR	S	A
2018	Dolphins	16	11	79	50	29	2	5	0.0	0.0	0	2	64	50t	1	9	0	0	0	0	1	1	0	0	0	0	0
2019	Dolphins	2	2	11	7	4	0	0	0.0	0.0	0	0	0	0	0	0	1	1	0	0	1	1	0	0	0	0	0
Went from Miami to Pittsburgh.																											
2019	Steelers	14	14	57	36	21	1	1	0.0	0.0	1	5	130	96t	1	9	1	2	1	79	0	0	0	0	0	0	0
2019	TOTAL	16	16	68	43	25	1	1	0.0	0.0	1	5	130	96t	1	9	2	3	1	79	1	1	0	0	0	0	0
2020	Steelers	16	16	79	60	19	1	1	0.0	0.0	0	4	77	37	1	11	1	1	0	-1	0	0	0	0	0	0	0
2021	Steelers	16	16	124	84	40	1	1	0.0	0.0	0	2	18	18	0	7	1	1	0	-1	0	0	0	0	0	0	0
NFL TOTALS		64	59	350	237	113	5	8	0.0	0.0	1	13	289	96T	3	36	4	5	1	77	2	2	0	0	0	0	0

MINKAH FITZPATRICK'S NFL POSTSEASON DEFENSIVE STATISTICS

		TACKLES										INTERCEPTIONS					O. FUMB					ST				MISC		
DATE	TEAM	GP	GS	TK	S	A	TFL	YDS	SK	YDS	QBH	NO	YDS	LG	TD	PD	FF	FR	TD	YDS	TK	S	A	FF	FR	S	A	
2020	Steelers	1	1	6	4	2	0	0	0.0	0.0	0	0	0	0	0	0	0	0	0	0	0	0	0	0	0	0	0	0
2021	Steelers	1	1	6	5	1	0	0	0.0	0.0	0	0	0	0	0	0	0	0	0	0	0	0	0	0	0	0	0	0
NFL TOTALS		2	2	12	9	3	0	0	0.0	0.0	0	0	0	0	0	0	0	0	0	0	0	0	0	0	0	0	0	0

SINGLE-GAME HIGHS: DEFENSIVE

Total Tackles	14 vs. Tennessee Titans, Dec 19, 2021 12 at Kansas City Chiefs, Dec 26, 2021	Tackles For Loss	1 vs. Denver Broncos, Oct 10, 2021 1 at Cincinnati Bengals, Dec 21, 2020 ...3 more at 1.
Solo Tackles	12 vs. Tennessee Titans, Dec 19, 2021 8 vs. Chicago Bears, Nov 08, 2021	Interceptions	2 at Jacksonville Jaguars, Nov 22, 2020 2 vs. Miami Dolphins, Oct 28, 2019 96 vs. Indianapolis Colts, Nov 03, 2019 50 at Minnesota Vikings, Dec 16, 2018
Passes Defensed	2 vs. Baltimore Ravens, Dec 02, 2020 2 at Jacksonville Jaguars, Nov 22, 2020 ...6 more at 2.	Interception Return Yards	1 vs. Baltimore Ravens, Sep 08, 2019 1 vs. Detroit Lions, Oct 21, 2018
Forced Fumbles	1 vs. Seattle Seahawks, Oct 17, 2021 1 at Baltimore Ravens, Nov 01, 2020 ...2 more at 1.	Special Teams Tackles	
Fumble Recoveries	1 vs. Tennessee Titans, Dec 19, 2021 1 at Dallas Cowboys, Nov 08, 2020 ...3 more at 1.	Longest Opponent's Fumble Return	43 vs. Los Angeles Rams, Nov 10, 2019 36 at Cincinnati Bengals, Nov 24, 2019

SINGLE-GAME HIGHS - POSTSEASON: DEFENSIVE


Total Tackles	6 at Kansas City Chiefs, Jan 16, 2022 6 vs. Cleveland Browns, Jan 10, 2021	Solo Tackles	5 at Kansas City Chiefs, Jan 16, 2022 4 vs. Cleveland Browns, Jan 10, 2021
---------------	---	--------------	---

[illegible]

DATE	OPPONENT	P/S	TACKLES							INTERCEPTIONS				O. FUMB				ST				MISC		W/L	SCORE		
			TK	S	A	SK	YDS	TFL	YDS	QBH	NO	YDS	LG	TD	PD	FF	FR	TD	YDS	TK	S	A	FF			FR	S
09/14	at Giants	S	2	2	0	0.0	0.0	0	0	0	0	0	0	0	0	0	0	0	0	0	0	0	0	0	0	W	26-16
09/20	Broncos	S	6	4	2	0.0	0.0	0	0	0	0	0	0	0	0	0	0	0	0	0	0	0	0	0	W	26-21	
09/27	Texans	S	5	5	0	0.0	0.0	0	0	0	0	0	0	0	0	0	0	0	0	0	0	0	0	0	W	28-21	
10/11	Eagles	S	4	3	1	0.0	0.0	0	0	0	0	0	0	0	0	0	0	0	0	0	0	0	0	0	W	38-29	
10/18	Browns	S	1	0	1	0.0	0.0	0	0	1	33	33	1	1	0	0	0	0	0	0	0	0	0	0	0	W	38-7
10/25	at Titans	S	5	3	2	0.0	0.0	0	0	0	0	0	0	0	0	0	0	0	0	0	0	0	0	0	W	27-24	
11/01	at Ravens	S	7	4	3	0.0	0.0	0	0	0	0	0	0	1	1	0	0	0	0	0	0	0	0	0	W	28-24	
11/08	at Cowboys	S	6	5	1	0.0	0.0	0	0	1	7	7	0	2	0	1	0	-1	0	0	0	0	0	0	0	W	24-19
11/15	Bengals	S	6	6	0	0.0	0.0	0	0	0	0	0	0	0	0	0	0	0	0	0	0	0	0	0	W	36-10	
11/22	at Jaguars	S	5	3	2	0.0	0.0	0	0	2	37	37	0	2	0	0	0	0	0	0	0	0	0	0	0	W	27-3
12/02	Ravens	S	3	3	0	0.0	0.0	0	0	0	0	0	0	2	0	0	0	0	0	0	0	0	0	0	W	19-14	
12/07	Football Team	S	3	2	1	0.0	0.0	0	0	0	0	0	1	0	0	0	0	0	0	0	0	0	0	0	L	17-23	
12/13	at Bills	S	6	4	2	0.0	0.0	0	0	0	0	0	0	0	0	0	0	0	0	0	0	0	0	0	L	15-26	
12/21	at Bengals	S	7	6	1	0.0	0.0	1	1	0	0	0	0	0	0	0	0	0	0	0	0	0	0	0	L	17-27	
12/27	Colts	S	8	6	2	0.0	0.0	0	0	0	0	0	1	0	0	0	0	0	0	0	0	0	0	0	W	28-24	
01/03	at Browns	S	5	4	1	0.0	0.0	0	0	0	0	0	0	1	0	0	0	0	0	0	0	0	0	0	L	22-24	
2020 TOTALS		16-16	79	60	19	0.0	0.0	1	1	0	4	77	37	1	11	1	1	0	-1	0	0	0	0	0	0	12-4	

DATE	OPPONENT	P/S	TACKLES						INTERCEPTIONS				O. FUMB.				ST				MISC		W/L	SCORE			
			TK	S	A	SK	YDS	QBR	NH	NO	YDS	LG	TD	PD	FF	FR	TD	YDS	TK	S	A	FF			FR	S	A
09/08	Ravens	S	5	3	2	0.0	0.0	0	0	0	0	0	0	0	0	0	0	1	1	0	0	0	0	0	L	10-59	
09/15	Patriots	S	6	4	2	0.0	0.0	0	0	0	0	0	0	1	1	0	0	0	0	0	0	0	0	L	0-43		
Went from Dolphins to Steelers.																											
09/22	at 49ers	S	5	4	1	0.0	0.0	0	0	1	14	14	0	1	0	0	0	0	0	0	0	0	0	L	20-24		
09/30	Bengals	S	4	2	2	0.0	0.0	0	0	0	0	0	0	0	0	0	0	0	0	0	0	0	0	W	27-3		
10/06	Ravens	S	7	6	1	0.0	0.0	0	0	0	0	0	0	1	0	0	0	0	0	0	0	0	0	L	23-26+		
10/13	at Chargers	S	5	5	0	0.0	0.0	0	0	0	0	0	0	1	0	0	0	0	0	0	0	0	0	W	24-17		
10/28	Dolphins	S	2	1	1	0.0	0.0	0	0	0	2	6	6	0	2	0	0	0	0	0	0	0	0	W	27-14		
11/03	Colts	S	7	4	3	0.0	0.0	0	0	1	96	96	1	1	0	0	0	0	0	0	0	0	0	W	26-24		
11/10	Rams	S	4	3	1	0.0	0.0	0	0	0	14	14	0	2	0	1	1	43	0	0	0	0	0	W	17-12		
11/14	at Browns	S	2	0	2	0.0	0.0	0	0	0	0	0	0	0	0	0	0	0	0	0	0	0	0	L	7-21		
11/20	at Bengals	S	6	1	5	0.0	0.0	0	0	0	1	5	0	0	0	0	36	0	0	0	0	0	0	W	16-10		
12/01	Browns	S	3	2	1	0.0	0.0	0	0	0	0	0	0	0	0	0	0	0	0	0	0	0	0	W	20-13		
12/08	at Cardinals	S	1	1	0	0.0	0.0	1	1	0	0	0	0	0	0	0	0	0	0	0	0	0	0	W	23-17		
12/15	Bills	S	2	2	0	0.0	0.0	0	0	0	0	0	0	0	0	0	0	0	0	0	0	0	0	L	10-17		
12/22	at Jets	S	5	2	3	0.0	0.0	0	0	0	0	0	0	0	0	0	0	0	0	0	0	0	0	L	10-16		
12/29	at Ravens	S	4	3	1	0.0	0.0	0	0	0	0	0	0	0	0	0	0	0	0	0	0	0	0	L	10-28		
2019 TOTALS		16-16	68	43	25	0.0	0.0	1	1	1	5	130	96T	1	9	2	3	1	79	1	1	0	0	0	8-8		
+ Overtime																											

[illegible]



(Five months)

PAT FREIERMUTH

TIGHT END

HEIGHT: 6-5

WEIGHT: 258


COLLEGE: Penn State

BORN: October 25, 1998

BIRTHPLACE: Merrimac, MA

HOW ACQUIRED: D2 21

NFL EXPERIENCE: 2nd year



COMMUNITY SERVICE

- ✦ Provided a holiday shopping trip for kids from the North Hills area
- ✦ As a rookie, helped with Tomlins Thanksgiving distribution, distributed backpacks for a back to school event with the Charlie Batch Foundation, and packed nonperishables for Greater Pittsburgh Community Food Bank
- ✦ Served as the keynote speaker for the Brockway Youth Sports Luncheon

PAT FREIERMUTH'S NFL REGULAR SEASON RUSHING/RECEIVING STATISTICS

DATE	TEAM	GP	GS	RECEIVING				TD	RUSHING				TD
				NO.	YDS.	AVG.	LG		NO.	YDS.	AVG.	LG	
2021	Steelers	16	9	60	497	8.3	24	7	0	0	0.0	0	0
NFL TOTALS		16	9	60	497	8.3	24	7	0	0	0.0	0	0

PAT FREIERMUTH'S NFL POSTSEASON RUSHING/RECEIVING STATISTICS

DATE	TEAM	GP	GS	RECEIVING				TD	RUSHING				TD
				NO.	YDS.	AVG.	LG		NO.	YDS.	AVG.	LG	
2021	Steelers	1	1	4	25	6.3	9	0	0	0	0.0	0	0
NFL TOTALS		1	1	4	25	6.3	9	0	0	0	0.0	0	0

PAT FREIERMUTH'S NFL REGULAR SEASON RETURN STATISTICS

KICKOFF RETURNS						PUNT RETURNS						
DATE	TEAM	RET.	YDS.	AVG.	LG	TD	NO.	FC	YDS.	AVG.	LG	TD
2021	Steelers	0	0	0.0	0	0	0	0	0	0.0	0	0
NFL TOTALS		0	0	0.0	0	0	0	0	0	0.0	0	0

PAT FREIERMUTH'S NFL POSTSEASON RETURN STATISTICS

KICKOFF RETURNS						PUNT RETURNS						
DATE	TEAM	RET.	YDS.	AVG.	LG	TD	NO.	FC	YDS.	AVG.	LG	TD
2021	Steelers	0	0	0.0	0	0	0	0	0	0.0	0	0
NFL TOTALS		0	0	0.0	0	0	0	0	0	0.0	0	0

SINGLE-GAME HIGHS: RECEIVING

- Receptions

7 vs. Seattle Seahawks, Oct 17, 2021
- Receiving Yards

58 vs. Seattle Seahawks, Oct 17, 2021
- Receiving Average

11.0 at Cleveland Browns, Oct 31, 2021
- Longest Receptions

24 at Buffalo Bills, Sep 12, 2021
- Receiving TDs

2 vs. Chicago Bears, Nov 08, 2021
- All-Purpose Yards

58 vs. Seattle Seahawks, Oct 17, 2021
- Most TDs

2 vs. Chicago Bears, Nov 08, 2021
- Miscellaneous Tackles

1 vs. Cleveland Browns, Jan 03, 2022

SINGLE-GAME HIGHS - POSTSEASON: RECEIVING

- Receptions

4 at Kansas City Chiefs, Jan 16, 2022
- Receiving Yards

25 at Kansas City Chiefs, Jan 16, 2022
- Receiving Average


6.3 at Kansas City Chiefs, Jan 16, 2022
- Longest Receptions

9 at Kansas City Chiefs, Jan 16, 2022
- All-Purpose Yards

25 at Kansas City Chiefs, Jan 16, 2022

2021 GAME-BY-GAME REGULAR-SEASON STATISTICS (STEELERS)

DATE	OPPONENT	P/S	RECEIVING					RUSHING					W/L/T	SCORE
			NO.	YDS.	AVG.	LG	TD	NO.	YDS.	AVG.	LG	TD		
09/12	at Bills	S	1	24	24.0	24	0	0	0	0.0	0	0	W	23-16
09/19	Raiders	S	4	36	9.0	14	0	0	0	0.0	0	0	L	17-26
09/26	Bengals	P	3	22	7.3	15	1	0	0	0.0	0	0	L	10-24
10/03	at Packers	S	1	11	11.0	11	0	0	0	0.0	0	0	L	17-27
10/10	Broncos	P	2	7	3.5	4	0	0	0	0.0	0	0	W	27-19
10/17	Seahawks	P	7	58	8.3	12	0	0	0	0.0	0	0	W	23-20+
10/31	at Browns	P	4	44	11.0	22	1	0	0	0.0	0	0	W	15-10
11/08	Bears	S	5	43	8.6	13	2	0	0	0.0	0	0	W	29-27
11/14	Lions	S	5	31	6.2	10	0	0	0	0.0	0	0	T	16-16
11/21	at Chargers	S	4	11	2.8	5t	1	0	0	0.0	0	0	L	37-41
11/28	at Bengals	S	4	40	10.0	15t	1	0	0	0.0	0	0	L	10-41
12/05	Ravens	S	3	26	8.7	17	0	0	0	0.0	0	0	W	20-19
12/09	at Vikings	P	2	32	16.0	17	1	0	0	0.0	0	0	L	28-36
12/19	Titans	S	4	37	9.3	14	0	0	0	0.0	0	0	W	19-13
12/26	at Chiefs							ON INACTIVE LIST					L	10-36
01/03	Browns	P	5	22	4.4	12	0	0	0	0.0	0	0	W	26-14
01/09	at Ravens	P	6	53	8.8	14	0	0	0	0.0	0	0	W	16-13+
2021 TOTALS		16-9	60	497	8.3	24	7	0	0	0.0	0	0	9-7-1	
+ - Overtime														




81

ZACH GENTRY
TIGHT END

HEIGHT: 6-8
WEIGHT: 265
COLLEGE: Michigan
BORN: September 10, 1996

BIRTHPLACE: Albuquerque, NM
HOW ACQUIRED: D5 '19
NFL EXPERIENCE: 4th year



ZACH GENTRY'S NFL REGULAR SEASON RUSHING/RECEIVING STATISTICS

DATE	TEAM	GP	GS	RECEIVING					RUSHING				
				NO.	YDS.	AVG.	LG	TD	NO.	YDS.	AVG.	LG	TD
2019	Steelers	4	0	1	4	4.0	4	0	0	0	0.0	0	0
2020	Steelers	2	1	0	0	0.0	0	0	0	0	0.0	0	0
2021	Steelers	17	12	19	167	8.8	25	0	0	0	0.0	0	0
NFL TOTALS		23	13	20	171	8.6	25	0	0	0	0.0	0	0

ZACH GENTRY'S NFL POSTSEASON RUSHING/RECEIVING STATISTICS

DATE	TEAM	GP	GS	RECEIVING					RUSHING				
				NO.	YDS.	AVG.	LG	TD	NO.	YDS.	AVG.	LG	TD
2020	Steelers	0	0	0	0	0.0	0	0	0	0	0.0	0	0
2021	Steelers	1	0	4	33	8.3	11	0	0	0	0.0	0	0
NFL TOTALS		1	0	4	33	8.3	11	0	0	0	0.0	0	0

ZACH GENTRY'S NFL REGULAR SEASON RETURN STATISTICS

DATE	TEAM	RET.	KICKOFF RETURNS					PUNT RETURNS				
			YDS.	AVG.	LG	TD	NO.	FC	YDS.	AVG.	LG	TD
2019	Steelers	0	0	0.0	0	0	0	0	0	0.0	0	0
2020	Steelers	0	0	0.0	0	0	0	0	0	0.0	0	0
2021	Steelers	0	0	0.0	0	0	0	0	0	0.0	0	0
NFL TOTALS		0	0	0.0	0	0	0	0	0	0.0	0	0

ZACH GENTRY'S NFL POSTSEASON RETURN STATISTICS

DATE	TEAM	RET.	KICKOFF RETURNS					PUNT RETURNS				
			YDS.	AVG.	LG	TD	NO.	FC	YDS.	AVG.	LG	TD
2020	Steelers	0	0	0.0	0	0	0	0	0	0.0	0	0
2021	Steelers	0	0	0.0	0	0	0	0	0	0.0	0	0
NFL TOTALS		0	0	0.0	0	0	0	0	0	0.0	0	0

SINGLE-GAME HIGHS: RECEIVING

Receptions	4 at Baltimore Ravens, Jan 09, 2022 4 at Kansas City Chiefs, Dec 26, 2021	Longest Receptions	25 at Baltimore Ravens, Jan 09, 2022 24 at Cleveland Browns, Oct 31, 2021
Receiving Yards	39 at Baltimore Ravens, Jan 09, 2022 39 at Cleveland Browns, Oct 31, 2021	All-Purpose Yards	39 at Baltimore Ravens, Jan 09, 2022 39 at Cleveland Browns, Oct 31, 2021
Receiving Average	13.0 at Cleveland Browns, Oct 31, 2021 9.8 at Baltimore Ravens, Jan 09, 2022	Miscellaneous Tackles	1 at Kansas City Chiefs, Dec 26, 2021 1 at San Francisco 49ers, Sep 22, 2019

SINGLE-GAME HIGHS - POSTSEASON: RECEIVING

Receptions	4 at Kansas City Chiefs, Jan 16, 2022	Longest Receptions	11 at Kansas City Chiefs, Jan 16, 2022
Receiving Yards	33 at Kansas City Chiefs, Jan 16, 2022		10 at Kansas City Chiefs, Jan 16, 2022
Receiving Average	8.3 at Kansas City Chiefs, Jan 16, 2022		7 at Kansas City Chiefs, Jan 16, 2022
			5 at Kansas City Chiefs, Jan 16, 2022
		All-Purpose Yards	33 at Kansas City Chiefs, Jan 16, 2022

2021 GAME-BY-GAME REGULAR-SEASON STATISTICS (STEELERS)


DATE	OPPONENT	P/S	RECEIVING					RUSHING					W/L/T	SCORE
			NO.	YDS.	AVG.	LG	TD	NO.	YDS.	AVG.	LG	TD		
09/12	at Bills	P	1	-2	-2.0	-2	0	0	0	0.0	0	0	W	23-16
09/19	Raiders	P	0	0	0.0	0	0	0	0	0.0	0	0	L	17-26
09/26	Bengals	S	0	0	0.0	0	0	0	0	0.0	0	0	L	10-24
10/03	at Packers	P	1	10	10.0	10	0	0	0	0.0	0	0	L	17-27
10/10	Broncos	S	1	13	13.0	13	0	0	0	0.0	0	0	W	27-19
10/17	Seahawks	S	0	0	0.0	0	0	0	0	0.0	0	0	W	23-20+
10/31	at Browns	S	3	39	13.0	24	0	0	0	0.0	0	0	W	15-10
11/08	Bears	S	0	0	0.0	0	0	0	0	0.0	0	0	W	29-27
11/14	Lions	P	0	0	0.0	0	0	0	0	0.0	0	0	T	16-16
11/21	at Chargers	P	0	0	0.0	0	0	0	0	0.0	0	0	L	37-41
11/28	at Bengals	S	1	10	10.0	10	0	0	0	0.0	0	0	L	10-41
12/05	Ravens	S	2	10	5.0	5	0	0	0	0.0	0	0	W	20-19
12/09	at Vikings	S	0	0	0.0	0	0	0	0	0.0	0	0	L	28-36
12/19	Titans	S	1	17	17.0	17	0	0	0	0.0	0	0	W	19-13
12/26	at Chiefs	S	4	31	7.8	12	0	0	0	0.0	0	0	L	10-36
01/03	Browns	S	1	0	0.0	0	0	0	0	0.0	0	0	W	26-14
01/09	at Ravens	S	4	39	9.8	25	0	0	0	0.0	0	0	W	16-13+
2021 TOTALS			17-12	19	167	8.8	25	0	0	0	0.0	0	0	9-7-1
+ - Overtime														

2020 GAME-BY-GAME REGULAR-SEASON STATISTICS (STEELERS)

DATE	OPPONENT	P/S	RECEIVING					RUSHING					W/L	SCORE
			NO.	YDS.	AVG.	LG	TD	NO.	YDS.	AVG.	LG	TD		
09/14	at Giants						ON INACTIVE LIST						W	26-16
09/20	Broncos						ON INACTIVE LIST						W	26-21
09/27	Texans						ON INACTIVE LIST						W	28-21
10/11	Eagles						INACTIVE						W	38-29
10/18	Browns						ON INACTIVE LIST						W	38-7
10/25	at Titans						ON INACTIVE LIST						W	27-24
11/01	at Ravens						ON INACTIVE LIST						W	28-24
11/08	at Cowboys						ON INACTIVE LIST						W	24-19
11/15	Bengals	P	0	0	0.0	0	0	0	0	0.0	0	0	W	36-10
11/22	at Jaguars	S	0	0	0.0	0	0	0	0	0.0	0	0	W	27-3
12/02	Ravens						DID NOT PLAY						W	19-14
12/07	Football Team						DID NOT PLAY						L	17-23
12/13	at Bills						DID NOT PLAY						L	15-26
12/21	at Bengals						DID NOT PLAY						L	17-27
12/27	Colts						DID NOT PLAY						W	28-24
01/03	at Browns						DID NOT PLAY						L	22-24
2020 TOTALS			2-1	0	0	0.0	0	0	0	0.0	0	0	12-4	

2019 GAME-BY-GAME REGULAR-SEASON STATISTICS (STEELERS)

DATE	OPPONENT	P/S	RECEIVING					RUSHING					W/L	SCORE
			NO.	YDS.	AVG.	LG	TD	NO.	YDS.	AVG.	LG	TD		
09/08	at Patriots						ON INACTIVE LIST						L	3-33
09/15	Seahawks						INACTIVE						L	26-28
09/22	at 49ers	P	0	0	0.0	0	0	0	0	0.0	0	0	L	20-24
09/30	Bengals	P	0	0	0.0	0	0	0	0	0.0	0	0	W	27-3
10/06	Ravens						INACTIVE						L	23-26+
10/13	at Chargers	P	0	0	0.0	0	0	0	0	0.0	0	0	W	24-17
10/28	Dolphins						INACTIVE						W	27-14
11/03	Colts						INACTIVE						W	26-24
11/10	Rams						INACTIVE						W	17-12
11/14	at Browns						INACTIVE						L	7-21
11/24	at Bengals						INACTIVE						W	16-10
12/01	Browns						INACTIVE						W	20-13
12/08	at Cardinals						INACTIVE						W	23-17
12/15	Bills	P	1	4	4.0	4	0	0	0	0.0	0	0	L	10-17
12/22	at Jets						INACTIVE						L	10-16
12/29	at Ravens						ON INACTIVE LIST						L	10-28
2019 TOTALS			4-0	1	4	4.0	4	0	0	0.0	0	0	8-8	
+ - Overtime														



53

KENDRICK GREEN

OFFENSIVE LINEMAN

HEIGHT: 6-4

WEIGHT: 315


COLLEGE: Illinois

BORN: December 22, 1998

BIRTHPLACE Peoria, IL

HOW ACQUIRED: D3 21

NFL EXPERIENCE: 2nd year




KENDRICK GREEN'S NFL REGULAR SEASON STATISTICS

DATE	TEAM	GP	GS
2021	Steelers	15	15
NFL TOTALS		15	15

KENDRICK GREEN'S NFL POSTSEASON STATISTICS

DATE	TEAM	GP	GS
2021	Steelers	0	0
NFL TOTALS		0	0



22

(RB) **NAJEE HARRIS**
RUNNING BACK

HEIGHT: 6-1

WEIGHT: 242


COLLEGE: Alabama

BORN: March 9, 1998

BIRTHPLACE: Antioch, CA

HOW ACQUIRED: D1 '21

NFL EXPERIENCE: 2nd year



COMMUNITY

- His foundation partnered with Lowes to help renovate his childhood shelter
- Helped installed new appliances in the facility
- Helped pack and sort food for North Texas Food Bank
- Recorded videos to sick children staying at the Children’s Hospital of Mobile, Alabama
- Da’ Bigger Picture Foundation supports underserved families with areas of focus in education, homelessness, addressing hunger and utilizing sports a platform to develop life skills.

NAJEE HARRIS' NFL REGULAR SEASON RUSHING/RECEIVING STATISTICS

DATE	TEAM	GP	GS	RUSHING					RECEIVING				
				NO.	YDS.	AVG.	LG	TD	NO.	YDS.	AVG.	LG	TD
2021	Steelers	17	17	307	1,200	3.9	37t	7	74	467	6.3	25t	3
NFL TOTALS		17	17	307	1,200	3.9	37T	7	74	467	6.3	25T	3

NAJEE HARRIS' NFL POSTSEASON RUSHING/RECEIVING STATISTICS

DATE	TEAM	GP	GS	RUSHING					RECEIVING				
				NO.	YDS.	AVG.	LG	TD	NO.	YDS.	AVG.	LG	TD
2021	Steelers	1	1	12	29	2.4	8	0	2	-1	-0.5	0	0
NFL TOTALS		1	1	12	29	2.4	8	0	2	-1	-0.5	0	0

NAJEE HARRIS' NFL REGULAR SEASON RETURN STATISTICS

DATE	TEAM	RET.	KICKOFF RETURNS					PUNT RETURNS				
			YDS.	AVG.	LG	TD	NO.	FC	YDS.	AVG.	LG	TD
2021	Steelers	0	0	0.0	0	0	0	0	0	0.0	0	0
NFL TOTALS		0	0	0.0	0	0	0	0	0	0.0	0	0

NAJEE HARRIS' NFL POSTSEASON RETURN STATISTICS

DATE	TEAM	RET.	KICKOFF RETURNS					PUNT RETURNS				
			YDS.	AVG.	LG	TD	NO.	FC	YDS.	AVG.	LG	TD
2021	Steelers	0	0	0.0	0	0	0	0	0	0.0	0	0
NFL TOTALS		0	0	0.0	0	0	0	0	0	0.0	0	0

SINGLE-GAME HIGHS: RUSHING/RECEIVING

Rush Attempts	28 vs. Cleveland Browns, Jan 03, 2022	Receiving Average	9.7 at Cleveland Browns, Oct 31, 2021
	26 vs. Detroit Lions, Nov 14, 2021		8.6 vs. Las Vegas Raiders, Sep 19, 2021
	...1 more at 26.		25t vs. Las Vegas Raiders, Sep 19, 2021
Rushing Yards	188 vs. Cleveland Browns, Jan 03, 2022	Longest Receptions	21 vs. Cincinnati Bengals, Sep 26, 2021
	122 vs. Denver Broncos, Oct 10, 2021		1 at Minnesota Vikings, Dec 09, 2021
	6.7 vs. Cleveland Browns, Jan 03, 2022		1 vs. Seattle Seahawks, Oct 17, 2021
Rushing Average	5.3 vs. Denver Broncos, Oct 10, 2021	Receiving TDs	...1 more at 1.
	37t vs. Cleveland Browns, Jan 03, 2022		206 vs. Cleveland Browns, Jan 03, 2022
	30 vs. Cleveland Browns, Jan 03, 2022		142 vs. Denver Broncos, Oct 10, 2021
Longest Runs	1 vs. Cleveland Browns, Jan 03, 2022	All-Purpose Yards	...1 more at 142.
	1 at Minnesota Vikings, Dec 09, 2021		2 at Minnesota Vikings, Dec 09, 2021
	...5 more at 1.		1 vs. Cleveland Browns, Jan 03, 2022
Rushing TDs	14 vs. Cincinnati Bengals, Sep 26, 2021	Most TDs	...7 more at 1.
	6 vs. Seattle Seahawks, Oct 17, 2021		1 at Minnesota Vikings, Dec 09, 2021
	...1 more at 6.		1 at Cincinnati Bengals, Nov 28, 2021
Receptions	102 vs. Cincinnati Bengals, Sep 26, 2021	Miscellaneous Tackles	...1 more at 1.
	46 vs. Seattle Seahawks, Oct 17, 2021		

SINGLE-GAME HIGHS - POSTSEASON: RUSHING/RECEIVING

Rush Attempts	12 at Kansas City Chiefs, Jan 16, 2022	Longest Runs	8 at Kansas City Chiefs, Jan 16, 2022
Rushing Yards	29 at Kansas City Chiefs, Jan 16, 2022		4 at Kansas City Chiefs, Jan 16, 2022
Rushing Average	2.4 at Kansas City Chiefs, Jan 16, 2022		4 at Kansas City Chiefs, Jan 16, 2022
			4 at Kansas City Chiefs, Jan 16, 2022
			...1 more at 4.
		Receptions	2 at Kansas City Chiefs, Jan 16, 2022
		All-Purpose Yards	28 at Kansas City Chiefs, Jan 16, 2022

100-YARD RECEIVING GAMES (1): REGULAR SEASON

DATE	TEAM	NO.	YDS.	AVG.	LG	TD
09/26/21	BENGALS	14	102	7.3	21	0


100-YARD RUSHING GAMES (3): REGULAR SEASON

DATE	TEAM	ATT.	YDS.	AVG.	LG	TD
10/10/21	BRONCOS	23	122	5.3	20	1
11/14/21	LIONS	26	105	4.0	12	0
01/03/22	BROWNS	28	188	6.7	37t	1

2021 GAME-BY-GAME REGULAR-SEASON STATISTICS (STEELERS)

DATE	OPPONENT	P/S	RUSHING					RECEIVING					W/L/T	SCORE
			NO.	YDS.	AVG.	LG	TD	NO.	YDS.	AVG.	LG	TD		
09/12	at Bills	S	16	45	2.8	18	0	1	4	4.0	4	0	W	23-16
09/19	Raiders	S	10	38	3.8	14	0	5	43	8.6	25t	1	L	17-26
09/26	Bengals	S	14	40	2.9	20	0	14	102	7.3	21	0	L	10-24
10/03	at Packers	S	15	62	4.1	11	1	6	29	4.8	9	0	L	17-27
10/10	Broncos	S	23	122	5.3	20	1	2	20	10.0	14	0	W	27-19
10/17	Seahawks	S	24	81	3.4	10	0	6	46	7.7	12	1	W	23-20+
10/31	at Browns	S	26	91	3.5	11	1	3	29	9.7	20	0	W	15-10
11/08	Bears	S	22	62	2.8	13	1	3	16	5.3	9	0	W	29-27
11/14	Lions	S	26	105	4.0	12	0	4	28	7.0	10	0	T	16-16
11/21	at Chargers	S	12	39	3.3	12	1	5	20	4.0	7	0	L	37-41
11/28	at Bengals	S	8	23	2.9	5	0	3	14	4.7	12	0	L	10-41
12/05	Ravens	S	21	71	3.4	13	0	5	36	7.2	18	0	W	20-19
12/09	at Vikings	S	20	94	4.7	23	1	3	10	3.3	6	1	L	28-36
12/19	Titans	S	12	18	1.5	7	0	2	8	4.0	5	0	W	19-13
12/26	at Chiefs	S	19	93	4.9	21	0	5	17	3.4	6	0	L	10-36
01/03	Browns	S	28	188	6.7	37t	1	3	18	6.0	13	0	W	26-14
01/09	at Ravens	S	11	28	2.5	15	0	4	27	6.8	11	0	W	16-13+
2021 TOTALS			17-17	307	1,200	3.9	37T	7	74	467	6.3	25T	3	9-7-1

+ - Overtime



PRESSLEY HARVIN III

PUNTER

HEIGHT: 6-0

WEIGHT: 255

COLLEGE: Georgia Tech

BORN: September 17, 1998

BIRTHPLACE: Alcolu, SC

HOW ACQUIRED: 07b '21

NFL EXPERIENCE: 2nd year

PRESSLEY HARVIN III'S NFL REGULAR SEASON PUNTING STATISTICS

DATE	TEAM	GP	NO.	YDS.	AVG.	OPP. RET.	YDS.	NET YDS.	AVG.	TB	IN20	LG	BK
2021	Steelers	15	70	2,982	42.6	27	261	2,661	38.0	3	25	64	0
NFL TOTALS		15	70	2,982	42.6	27	261	2,661	38.0	3	25	64	0

PRESSLEY HARVIN III'S NFL POSTSEASON PUNTING STATISTICS

DATE	TEAM	GP	NO.	YDS.	AVG.	OPP. RET.	YDS.	NET YDS.	AVG.	TB	IN20	LG	BK
2021	Steelers	1	7	348	49.7	4	62	286	40.9	0	1	56	0
NFL TOTALS		1	7	348	49.7	4	62	286	40.9	0	1	56	0

SINGLE-GAME HIGHS: PUNTER


Punts	8 at Baltimore Ravens, Jan 09, 2022	Net Punting Avg	43.8 at Cleveland Browns, Oct 31, 2021
	7 vs. Seattle Seahawks, Oct 17, 2021		42.8 vs. Las Vegas Raiders, Sep 19, 2021
Gross Punting Yards	335 vs. Seattle Seahawks, Oct 17, 2021	Longest Punts	64 vs. Baltimore Ravens, Dec 05, 2021
	298 at Baltimore Ravens, Jan 09, 2022		63 vs. Denver Broncos, Oct 10, 2021
Gross Punting Avg	49.3 vs. Las Vegas Raiders, Sep 19, 2021	Inside the 20	4 vs. Seattle Seahawks, Oct 17, 2021
	47.9 vs. Seattle Seahawks, Oct 17, 2021		3 at Baltimore Ravens, Jan 09, 2022
Net Punting Yards	298 at Baltimore Ravens, Jan 09, 2022		...2 more at 3.
	295 vs. Seattle Seahawks, Oct 17, 2021	Special Teams Tackles	1 vs. Detroit Lions, Nov 14, 2021

SINGLE-GAME HIGHS - POSTSEASON: PUNTER

Punts	7 at Kansas City Chiefs, Jan 16, 2022	Net Punting Avg	40.9 at Kansas City Chiefs, Jan 16, 2022
Gross Punting Yards	348 at Kansas City Chiefs, Jan 16, 2022	Longest Punts	56 at Kansas City Chiefs, Jan 16, 2022
Gross Punting Avg	49.7 at Kansas City Chiefs, Jan 16, 2022	Inside the 20	1 at Kansas City Chiefs, Jan 16, 2022
Net Punting Yards	286 at Kansas City Chiefs, Jan 16, 2022		

2021 GAME-BY-GAME REGULAR-SEASON STATISTICS (STEELERS)

DATE	OPPONENT		NO.	YDS.	AVG.	OPP. RET.	YDS.	NET YDS.	AVG.	TB	IN20	LG	BK	W/L/T	SCORE
09/12	at Bills	P	5	207	41.4	1	1	206	41.2	0	2	51	0	W	23-16
09/19	Raiders	P	4	197	49.3	2	26	171	42.8	0	3	59	0	L	17-26
09/26	Bengals	P	4	162	40.5	2	9	153	38.3	0	1	50	0	L	10-24
10/03	at Packers	P	3	102	34.0	1	0	102	34.0	0	1	45	0	L	17-27
10/10	Broncos	P	2	119	59.5	2	26	93	46.5	0	0	63	0	W	27-19
10/17	Seahawks	P	7	335	47.9	3	20	295	42.1	1	4	58	0	W	23-20+
10/31	at Browns	P	4	176	44.0	2	1	175	43.8	0	1	56	0	W	15-10
11/08	Bears	P	5	196	39.2	0	0	176	35.2	1	2	46	0	W	29-27
11/14	Lions	P	6	280	46.7	3	71	189	31.5	1	3	61	0	T	16-16
11/21	at Chargers	P	1	46	46.0	1	-1	47	47.0	0	0	46	0	L	37-41
11/28	at Bengals	P	5	190	38.0	2	17	173	34.6	0	2	42	0	L	10-41
12/05	Ravens	P	5	217	43.4	2	12	205	41.0	0	1	64	0	W	20-19
12/09	at Vikings	P	6	258	43.0	3	31	227	37.8	0	1	49	0	L	28-36
12/19	Titans	P	5	199	39.8	2	48	151	30.2	0	1	51	0	W	19-13
12/26	at Chiefs							ON INACTIVE LIST						L	10-36
01/03	Browns							ON INACTIVE LIST						W	26-14
01/09	at Ravens	P	8	298	37.3	1	0	298	37.3	0	3	49	0	W	16-13+
2021 TOTALS			15	70	2,982	42.6	27	261	2,661	38.0	3	25	64	0	9-7-1
+ - Overtime															



60

J.C. HASSENAUER
CENTER

HEIGHT: 6-2

WEIGHT: 295


COLLEGE: Alabama

BORN: September 15, 1995

BIRTHPLACE: Woodbury, MN

HOW ACQUIRED: FA '19

NFL EXPERIENCE: 3rd year



J.C. HASSENAUER'S NFL REGULAR SEASON STATISTICS

DATE	TEAM	GP	GS
2018	Falcons	0	0
2019	Steelers	0	0
2020	Steelers	15	4
2021	Steelers	13	3
NFL TOTALS		28	7

J.C. HASSENAUER'S NFL POSTSEASON STATISTICS

DATE	TEAM	GP	GS
2020	Steelers	1	0
2021	Steelers	1	1
NFL TOTALS		2	1



DEFENSIVE TACKLE

BIRTHPLACE Pittsburgh, PA

HOW ACQUIRED: 01 '11

NFL EXPERIENCE: 12th year

AP AP AP
1ST TEAM 1ST TEAM 1ST TEAM

'17 '19 '21

0 0 0 0 0

'18 '19 '20 '21 '22

- Three-time Steelers Walter Payton Award of the Year (2015, 2018, 2021)
- Created his foundation, The Heyward House, in 2015, which supports Pittsburghers in need through a variety of programs and partnerships.
- Began the Rufus and Judy Jordan Literacy Program in 2020, and as part of the program, built Little Free Libraries where he stocks books in under-served communities.
- Built the Heyward Performance Center field house for his high school, Peachtree Ridge, in 2020.
- Created a birthday club, Cam's Birthday Bash, where every year on his birthday, he throws a birthday party at Dave and Buster's complete with food, games and gifts, for children who often don't get the opportunity to celebrate their birthdays.
- Through Craig's Closet, a program he named after his father, high school boys in the Pittsburgh area with free dress clothes for interviews, internships, banquets, and more.
- Partners with Blessings in a Backpack to provide backpacks of food for students to take home over the weekend.
- Began Voices of Hope Scholarship to provide brain tumor patients, or the family members of those affected by a brain tumor diagnosis, the opportunity to pursue a post-secondary education.
- Annually treats 200 families per year to Thanksgiving dinner through his food distribution with Greater Pittsburgh Food Bank.
- Has donated \$150,000 over the last two seasons to the Steelers Social Justice Fund.
- Serves on the Steelers Social Justice Committee and led one of the Social Justice Film Series nights.

DATE	TEAM	GP	GS	TK	S	A	TACKLES				INTERCEPTIONS				O. FUMB				ST				MISC	
							FL	SK	YDS	QBH	NO	YDS	LG	TD	PD	FF	FR	TD	YDS	TK	S	FF		FR
2011	Steelers	16	0	11	10	1	0	0	1.0	8.0	3	0	0	0	1	1	0	0	0	0	0	0	0	0
2012	Steelers	16	0	20	13	7	2	0	1.5	5.0	3	0	0	0	0	0	0	0	0	0	0	0	0	
2013	Steelers	16	13	59	35	24	7	51	5.0	41.0	10	0	0	0	7	0	1	8	0	0	0	0	0	
2014	Steelers	16	16	53	33	20	11	54	7.5	47.0	16	0	0	0	4	0	0	0	0	0	0	0	0	
2015	Steelers	16	16	54	39	15	15	69	7.0	35.0	13	0	0	0	2	1	0	0	0	0	0	0	0	
2016	Steelers	7	7	21	17	4	4	18	3.0	16.0	5	0	0	0	4	0	1	1	0	0	0	0	0	
2017	Steelers	15	15	45	30	15	16	78	12.0	71.0	22	0	0	0	3	2	1	0	0	0	0	0	0	
2018	Steelers	16	16	51	29	22	10	55	8.0	60.0	18	0	0	0	3	1	0	0	0	0	0	0	0	
2019	Steelers	16	16	83	51	32	11	53	9.0	61.0	23	0	0	0	6	1	0	0	0	0	0	0	0	
2020	Steelers	15	15	54	30	24	7	20	4.0	28.5	19	1	0	0	3	0	0	0	0	0	0	0	0	
2021	Steelers	17	17	89	53	36	15	58	10.0	55.5	17	1	0	0	9	1	0	0	0	0	0	0	0	
NFL TOTALS		166	131	540	340	200	98	456	68.0	422.0	149	2	0	0	42	7	6	9	0	0	0	0	0	

[illegible]

Total Tackles	10 vs. Miami Dolphins, Dec 08, 2013	Fumble Recoveries	1 at Buffalo Bills, Sep 12, 2021
	9 vs. Seattle Seahawks, Oct 17, 2021		1 vs. Cleveland Browns, Dec 01, 2019
	...1 more at 9.		...4 more at 1.
Solo Tackles	7 vs. Kansas City Chiefs, Oct 02, 2016	Tackles For Loss	3 vs. Kansas City Chiefs, Oct 02, 2016
	7 vs. Baltimore Ravens, Oct 01, 2015		2 at Baltimore Ravens, Jan 09, 2022
	...1 more at 7.		...19 more at 2.
Sacks	3.0 vs. Kansas City Chiefs, Oct 02, 2016	Interceptions	1 vs. Chicago Bears, Nov 08, 2021
	2.5 vs. Cincinnati Bengals, Sep 30, 2019		1 at New York Giants, Sep 14, 2020
Passes Defensed	2 vs. Cleveland Browns, Jan 03, 2022	Longest Opponent's Fumble Return	8 at Cleveland Browns, Nov 24, 2013
	2 vs. Denver Broncos, Oct 10, 2021		1 vs. Cincinnati Bengals, Sep 18, 2016
	...5 more at 2.		
Forced Fumbles	1 at Buffalo Bills, Sep 12, 2021		
	1 vs. Cincinnati Bengals, Sep 30, 2019		
	...5 more at 1.		

SINGLE-GAME HIGHS - POSTSEASON: DEFENSIVE

Total Tackles	4 at Kansas City Chiefs, Jan 16, 2022	Passes Defensed	1 vs. Cleveland Browns, Jan 10, 2021
	4 at Denver Broncos, Jan 08, 2012	Forced Fumbles	1 at Kansas City Chiefs, Jan 16, 2022
	2 vs. Baltimore Ravens, Jan 03, 2015		1 at Cincinnati Bengals, Jan 09, 2016
	1 vs. Cleveland Browns, Jan 10, 2021	Tackles For Loss	1 vs. Jacksonville Jaguars, Jan 14, 2018
	1 vs. Jacksonville Jaguars, Jan 14, 2018		
	...1 more at 1.		
Solo Tackles	3 at Denver Broncos, Jan 08, 2012		
	2 at Kansas City Chiefs, Jan 16, 2022		
	2 vs. Baltimore Ravens, Jan 03, 2015		
	1 vs. Cleveland Browns, Jan 10, 2021		
	1 vs. Jacksonville Jaguars, Jan 14, 2018		
	...1 more at 1.		
Sacks	1.0 at Cincinnati Bengals, Jan 09, 2016		

SINGLE-GAME HIGHS: RUSHING/RECEIVING

All-Purpose Yards	11 vs. Baltimore Ravens, Oct 20, 2013	Kickoff Return Yards	11 vs. Baltimore Ravens, Oct 20, 2013
	8 at Cleveland Browns, Nov 24, 2013	Longest Kickoff Return	11 vs. Baltimore Ravens, Oct 20, 2013
Kickoff Returns	1 vs. Baltimore Ravens, Oct 20, 2013		

2021 GAME-BY-GAME REGULAR-SEASON STATISTICS (STEELERS)

DATE	OPPONENT	P/S	TACKLES								INTERCEPTIONS				O. FUMB				ST				MISC		W/L	SCORE			
			TK	S	A	SK	YDS	TFL	YDS	QBH	NO	YDS	LG	TD	PD	FF	FR	TD	YDS	TK	S	A	FF	FR			S	A	
09/12	at Bills	S	4	2	2	1.0	6.0	1	6	1	0	0	0	0	2	1	1	0	0	0	0	0	0	0	0	W	23-16		
09/19	Raiders	S	7	4	3	0.0	0.0	1	0	0	0	0	0	1	0	0	0	0	0	0	0	0	0	0	L	17-26			
09/26	Bengals	S	5	1	4	0.0	0.0	0	0	0	0	0	0	0	0	0	0	0	0	0	0	0	0	0	L	10-24			
10/03	at Packers	S	8	5	3	0.0	0.0	1	1	1	0	0	0	0	0	0	0	0	0	0	0	0	0	0	L	17-27			
10/10	Broncos	S	3	2	1	0.0	0.0	0	0	0	0	0	0	2	0	0	0	0	0	0	0	0	0	0	W	27-19			
10/17	Seahawks	S	9	6	3	1.0	8.0	2	12	1	0	0	0	0	0	0	0	0	0	0	0	0	0	0	W	23-20+			
10/31	at Browns	S	4	3	1	0.5	2.5	0	0	2	0	0	0	0	0	0	0	0	0	0	0	0	0	0	W	15-10			
11/08	Bears	S	2	2	0	0.0	0.0	0	0	3	1	0	0	0	1	0	0	0	0	0	0	0	0	0	W	29-27			
11/14	Lions	S	5	3	2	2.0	18.0	2	18	2	0	0	0	0	0	0	0	0	0	0	0	0	0	0	T	16-16			
11/21	at Chargers	S	2	2	0	0.0	0.0	0	0	0	0	0	0	0	1	0	0	0	0	0	0	0	0	0	L	37-41			
11/28	at Bengals	S	8	3	5	1.0	6.0	1	6	1	0	0	0	0	0	0	0	0	0	0	0	0	0	0	L	10-41			
12/05	Ravens	S	4	3	1	1.0	3.0	2	5	1	0	0	0	0	0	0	0	0	0	0	0	0	0	0	W	20-19			
12/09	at Vikings	S	6	3	3	0.0	0.0	1	2	0	0	0	0	0	0	0	0	0	0	0	0	0	0	0	L	28-36			
12/19	Titans	S	6	2	4	0.5	5.0	0	0	1	0	0	0	0	0	0	0	0	0	0	0	0	0	0	W	19-13			
12/26	at Chiefs	S	6	3	3	1.0	4.0	1	4	1	0	0	0	0	0	0	0	0	0	0	0	0	0	0	L	10-36			
01/03	Browns	S	4	4	0	1.0	1.0	1	1	2	0	0	0	0	2	0	0	0	0	0	0	0	0	0	W	26-14			
01/09	at Ravens	S	6	5	1	1.0	2.0	2	3	1	0	0	0	0	0	0	0	0	0	0	0	0	0	0	W	16-13+			
2021 TOTALS		17-17	89	53	36	10.0	55.5	15	58	17	1	0	0	0	9	1	1	0	0	0	0	0	0	0	0	9-7-1			
+ - Overtime																													

2019 GAME-BY-GAME REGULAR-SEASON STATISTICS (STEELERS)

DATE	OPPONENT	P/S	TACKLES								INTERCEPTIONS				O. FUMB				ST				MISC		W/L	SCORE	
			TK	S	A	SK	YDS	TFL	YDS	QBH	NO	YDS	LG	TD	PD	FF	FR	TD	YDS	TK	S	A	FF	FR			S
09/08	at Patriots	S	7	3	4	0.0	0.0	0	0	0	0	0	0	0	0	0	0	0	0	0	0	0	0	0	L	3-33	
09/15	Seahawks	S	3	3	0	0.0	0.0	1	0	0	0	0	0	1	0	0	0	0	0	0	0	0	0	0	L	26-28	
09/22	at 49ers	S	5	4	1	0.0	0.0	1	1	0	0	0	0	0	0	0	0	0	0	0	0	0	0	0	L	20-24	
09/30	Bengals	S	6	4	2	2.5	23.0	1	11	3	0	0	0	0	1	0	0	0	0	0	0	0	0	0	W	27-3	
10/06	Ravens	S	4	4	0	1.0	3.0	1	3	2	0	0	0	0	0	0	0	0	0	0	0	0	0	0	L	23-26+	
10/13	at Chargers	S	3	2	1	0.0	0.0	0	0	0	0	0	0	0	0	0	0	0	0	0	0	0	0	0	W	24-17	
10/28	Dolphins	S	6	3	3	1.0	4.0	1	4	2	0	0	0	0	1	0	0	0	0	0	0	0	0	0	W	27-14	
11/03	Colts	S	6	4	2	0.0	0.0	0	0	1	0	0	0	0	0	0	0	0	0	0	0	0	0	0	W	26-24	
11/10	Rams	S	3	2	1	1.0	10.0	1	10	3	0	0	0	2	0	0	0	0	0	0	0	0	0	0	W	17-12	
11/14	at Browns	S	6	5	1	0.0	0.0	1	1	1	0	0	0	0	0	0	0	0	0	0	0	0	0	0	L	7-21	
11/24	at Bengals	S	6	2	4	1.0	8.0	1	8	5	0	0	0	0	0	0	0	0	0	0	0	0	0	0	W	16-10	
12/01	Browns	S	6	3	3	0.5	1.0	1	3	1	0	0	0	0	0	1	0	0	0	0	0	0	0	0	W	20-13	
12/08	at Cardinals	S	3	2	1	1.0	5.0	1	5	1	0	0	0	0	0	0	0	0	0	0	0	0	0	0	W	23-17	
12/15	Bills	S	9	5	4	0.0	0.0	0	0	1	0	0	0	0	0	0	0	0	0	0	0	0	0	0	L	10-17	
12/22	at Jets	S	6	2	4	0.0	0.0	0	0	1	0	0	0	0	0	0	0	0	0	0	0	0	0	0	L	10-16	
12/29	at Ravens	S	4	3	1	1.0	7.0	1	7	2	0	0	0	0	1	0	0	0	0	0	0	0	0	0	L	10-28	
2019 TOTALS		16-16	83	51	32	9.0	61.0	11	53	23	0	0	0	0	6	1	1	0	0	0	0	0	0	0	8-8		
+ - Overtime																											

2018 GAME-BY-GAME REGULAR-SEASON STATISTICS (STEELERS)

DATE	OPPONENT	P/S	TACKLES								INTERCEPTIONS				O. FUMB			ST			MISC		W/L	SCORE			
			TK	S	A	SK	YDS	TFL	YDS	QBH	NO	YDS	LG	TD	PD	FF	FR	TD	YDS	TK	S	A			FF	FR	S
09/09	at Browns	S	7	5	2	1.0	11.0	1	11	1	0	0	0	0	0	0	0	0	0	0	0	0	0	0	0	T	21-21
09/16	Chiefs	S	3	3	0	0.0	0.0	0	0	2	0	0	0	0	0	1	0	0	0	0	0	0	0	0	0	L	37-42
09/24	at Buccaneers	S	1	1	0	0.0	0.0	1	0	1	0	0	0	0	0	0	0	0	0	0	0	0	0	0	0	W	30-27
09/30	Ravens	S	5	2	3	0.0	0.0	0	0	0	0	0	0	0	0	0	0	0	0	0	0	0	0	0	0	L	14-26
10/07	Falcons	S	3	2	1	1.5	8.5	1	6	2	0	0	0	0	0	0	0	0	0	0	0	0	0	0	0	W	41-17
10/14	at Bengals	S	0	0	0	0.0	0.0	0	0	0	0	0	0	0	0	0	0	0	0	0	0	0	0	0	0	W	28-21
10/28	Browns	S	1	0	1	0.0	0.0	0	0	0	0	0	0	0	0	0	0	0	0	0	0	0	0	0	0	W	33-18
11/04	at Ravens	S	1	0	1	0.0	0.0	0	0	2	0	0	0	0	0	0	0	0	0	0	0	0	0	0	0	W	23-16
11/08	Panthers	S	3	2	1	2.0	15.0	2	15	2	0	0	0	0	0	0	0	0	0	0	0	0	0	0	0	W	52-21
11/18	at Jaguars	S	5	4	1	1.0	7.0	2	8	1	0	0	0	0	0	1	0	0	0	0	0	0	0	0	0	W	20-16
11/25	at Broncos	S	3	2	1	0.5	3.5	0	0	1	0	0	0	0	1	0	0	0	0	0	0	0	0	0	0	L	17-24
12/02	Chargers	S	4	1	3	0.0	0.0	1	0	2	0	0	0	0	1	0	0	0	0	0	0	0	0	0	0	L	30-33
12/09	at Raiders	S	6	4	2	0.0	0.0	0	0	0	0	0	0	0	0	0	0	0	0	0	0	0	0	0	0	L	21-24
12/16	Patriots	S	4	1	3	0.0	0.0	0	0	2	0	0	0	0	0	0	0	0	0	0	0	0	0	0	0	W	17-10
12/23	at Saints	S	3	0	3	0.0	0.0	0	0	0	0	0	0	0	1	0	0	0	0	0	0	0	0	0	0	L	28-31
12/30	Bengals	S	2	2	0	2.0	15.0	2	15	2	0	0	0	0	0	0	0	0	0	0	0	0	0	0	0	W	16-13
2018 TOTALS		16-16	51	29	22	8.0	60.0	10	55	18	0	0	0	0	3	1	1	0	0	0	0	0	0	0	0	9-6-1	

2017 GAME-BY-GAME REGULAR-SEASON STATISTICS (STEELERS)

DATE	OPPONENT	P/S	TACKLES								INTERCEPTIONS					O. FUMB			ST					MISC		W/L	SCORE	
			TK	S	A	SK	YDS	TFL	YDS	QBH	NO	YDS	LG	TD	PD	FF	FR	TD	YDS	TK	S	A	FF	FR	S			A
09/10	at Browns	S	3	1	2	1.0	4.0	1	4	1	0	0	0	0	0	0	0	0	0	0	0	0	0	0	0	W	21-18	
09/17	Vikings	S	6	2	4	0.0	0.0	1	0	2	0	0	0	0	0	0	0	0	0	0	0	0	0	0	0	W	26-9	
09/24	at Bears	S	3	3	0	0.0	0.0	0	0	0	0	0	0	0	0	0	0	0	0	0	0	0	0	0	0	L	17-23+	
10/01	at Ravens	S	4	3	1	2.0	14.0	2	14	2	0	0	0	0	0	1	1	0	0	0	0	0	0	0	0	W	26-9	
10/08	Jaguars	S	2	1	1	0.0	0.0	0	0	1	0	0	0	0	0	0	0	0	0	0	0	0	0	0	0	L	9-30	
10/15	at Chiefs	S	2	2	0	0.0	0.0	0	0	1	0	0	0	0	0	0	0	0	0	0	0	0	0	0	0	W	19-13	
10/22	Bengals	S	4	4	0	1.0	1.0	2	1	1	0	0	0	0	0	0	0	0	0	0	0	0	0	0	0	W	29-14	
10/29	at Lions	S	3	3	0	1.0	11.0	2	12	2	0	0	0	0	0	0	0	0	0	0	0	0	0	0	0	W	20-15	
11/12	at Colts	S	2	1	1	0.0	0.0	0	0	2	0	0	0	0	0	0	0	0	0	0	0	0	0	0	0	W	20-17	
11/16	Titans	S	3	2	1	2.0	23.0	2	23	3	0	0	0	0	0	0	0	0	0	0	0	0	0	0	0	W	40-17	
11/26	Packers	S	6	3	3	2.0	7.0	2	7	3	0	0	0	0	0	0	0	0	0	0	0	0	0	0	0	W	31-28	
12/04	at Bengals	S	1	1	0	0.0	0.0	1	1	0	0	0	0	0	1	0	0	0	0	0	0	0	0	0	0	W	23-20	
12/10	Ravens	S	1	0	1	0.0	0.0	0	0	0	0	0	0	0	1	0	0	0	0	0	0	0	0	0	0	W	39-38	
12/17	Patriots	S	1	1	0	1.0	8.0	1	8	2	0	0	0	0	1	0	0	0	0	0	0	0	0	0	0	L	24-27	
12/25	at Texans	S	4	3	1	2.0	3.0	2	8	2	0	0	0	0	0	1	0	0	0	0	0	0	0	0	0	W	34-6	
12/31	Browns	S									INACTIVE																W	28-24
2017 TOTALS			15-15	45	30	15	12.0	71.0	16	78	22	0	0	0	0	3	2	1	0	0	0	0	0	0	0	13-3		

+ - Overtime

2016 GAME-BY-GAME REGULAR-SEASON STATISTICS (STEELERS)

DATE	OPPONENT	P/S	TACKLES							INTERCEPTIONS					O. FUMB			ST					MISC		W/L	SCORE		
			TK	S	A	SK	YDS	TFL	YDS	QBH	NO	YDS	LG	TD	PD	FF	FR	TD	YDS	TK	S	A	FF	FR			S	A
09/12	at Redskins	S	2	1	1	0.0	0.0	0	0	0	0	0	0	0	0	0	0	0	0	0	0	0	0	0	0	W	38-16	
09/18	Bengals	S	2	2	0	0.0	0.0	0	0	0	0	0	2	0	1	0	1	0	0	0	0	0	0	0	0	W	24-16	
09/25	at Eagles	S	5	4	1	0.0	0.0	0	0	0	0	0	0	0	0	0	0	0	0	0	0	0	0	0	0	L	3-34	
10/02	Chiefs	S	7	7	0	3.0	16.0	3	16	3	0	0	0	2	0	0	0	0	0	0	0	0	0	0	0	W	43-14	
10/09	Jets	S	1	1	0	0.0	0.0	0	0	1	0	0	0	0	0	0	0	0	0	0	0	0	0	0	0	W	31-13	
10/16	at Dolphins		ON INACTIVE LIST																								L	15-30
10/23	Patriots		INACTIVE																								L	16-27
11/06	at Ravens	S	2	1	1	0.0	0.0	1	2	1	0	0	0	0	0	0	0	0	0	0	0	0	0	0	0	L	14-21	
11/13	Cowboys	S	2	1	1	0.0	0.0	0	0	0	0	0	0	0	0	0	0	0	0	0	0	0	0	0	0	L	30-35	
2016 TOTALS		7-7	21	17	4	3.0	16.0	4	18	5	0	0	0	4	0	1	0	1	0	0	0	0	0	0	0	4-5		

2015 GAME-BY-GAME REGULAR-SEASON STATISTICS (STEELERS)

DATE	OPPONENT	P/S	TACKLES							INTERCEPTIONS				O. FUMB			ST			MISC		W/L	SCORE			
			TK	S	A	SK	YDS	TFL	YDS	QBH	NO	YDS	LG	TD	PD	FF	FR	TD	YDS	TK	S			A	FF	FR
09/10	at Patriots	S	4	1	3	0.0	0.0	0	0	0	0	0	0	0	0	0	0	0	0	0	0	0	0	0	L	21-28
09/20	49ers	S	5	5	0	1.0	7.0	2	11	1	0	0	0	0	0	0	0	0	0	0	0	0	0	0	W	43-18
09/27	at Rams	S	1	0	1	0.0	0.0	0	0	0	0	0	0	0	0	0	0	0	0	0	0	0	0	0	W	12-6
10/01	Ravens	S	7	7	0	1.0	0.0	2	15	1	0	0	0	0	0	1	0	0	0	0	0	0	0	0	L	20-23+
10/12	at Chargers	S	1	1	0	0.0	0.0	0	0	2	0	0	0	0	0	0	0	0	0	0	0	0	0	0	W	24-20
10/18	Cardinals	S	2	2	0	0.0	0.0	2	5	2	0	0	0	0	0	0	0	0	0	0	0	0	0	0	W	25-13
10/25	at Chiefs	S	4	3	1	1.0	5.0	1	5	1	0	0	0	0	0	0	0	0	0	0	0	0	0	0	L	13-23
11/01	Bengals	S	3	1	2	0.0	0.0	1	1	0	0	0	0	0	1	0	0	0	0	0	0	0	0	0	L	10-16
11/08	Raiders	S	8	6	2	0.0	0.0	1	0	0	0	0	0	0	0	0	0	0	0	0	0	0	0	0	W	38-35
11/15	Browns	S	3	2	1	1.0	3.0	2	8	1	0	0	0	0	0	0	0	0	0	0	0	0	0	0	W	30-9
11/29	at Seahawks	S	3	1	2	1.0	8.0	1	8	2	0	0	0	0	0	0	0	0	0	0	0	0	0	0	L	30-39
12/06	Colts	S	2	1	1	0.0	0.0	0	0	0	0	0	0	0	0	0	0	0	0	0	0	0	0	0	W	45-10
12/13	at Bengals	S	2	2	0	1.0	4.0	1	4	1	0	0	0	0	1	0	0	0	0	0	0	0	0	0	W	33-20
12/20	Broncos	S	2	1	1	1.0	8.0	1	8	2	0	0	0	0	0	0	0	0	0	0	0	0	0	0	W	34-27
12/27	at Ravens	S	6	5	1	0.0	0.0	1	4	0	0	0	0	0	0	0	0	0	0	0	0	0	0	0	L	17-20
01/03	at Browns	S	1	1	0	0.0	0.0	0	0	0	0	0	0	0	0	0	0	0	0	0	0	0	0	0	W	28-12
2015 TOTALS			16-16	54	39	15	7.0	35.0	15	69	13	0	0	0	0	2	1	0	0	0	0	0	0	0	0	10-6

2014 GAME-BY-GAME REGULAR-SEASON STATISTICS (STEELERS)

[illegible]

2013 GAME-BY-GAME REGULAR-SEASON STATISTICS (STEELERS)

DATE	OPPONENT	P/S	TACKLES							INTERCEPTIONS				O. FUMB				ST			MISC		W/L	SCORE		
			TK	S	A	SK	YDS	TFL	YDS	QBH	NO	YDS	LG	TD	PD	FF	FR	TD	YDS	TK	S	A			FF	FR
09/08	Titans	P	1	1	0	0.0	0.0	0	0	0	0	0	0	0	0	0	0	0	0	0	0	0	0	0	L	9-16
09/16	at Bengals	P	0	0	0	0.0	0.0	0	0	2	0	0	0	1	0	0	0	0	0	0	0	0	0	0	L	10-20
09/22	Bears	S	1	1	0	0.0	0.0	0	0	0	0	0	0	0	0	0	0	0	0	0	0	0	0	0	L	23-40
09/29	at Vikings	P	0	0	0	0.0	0.0	0	0	0	0	0	0	1	0	0	0	0	0	0	0	0	0	0	L	27-34
10/13	at Jets	S	2	1	1	0.0	0.0	0	0	1	0	0	0	0	0	0	0	0	0	0	0	0	0	0	W	19-6
10/20	Ravens	S	1	1	0	0.0	0.0	0	0	0	0	0	0	0	0	0	0	0	0	0	0	0	0	0	W	19-16
10/27	at Raiders	S	6	3	3	0.0	0.0	0	0	0	0	0	1	0	0	0	0	0	0	0	0	0	0	0	L	18-21
11/03	at Patriots	S	5	2	3	1.0	8.0	1	8	2	0	0	0	0	0	0	0	0	0	0	0	0	0	0	L	31-55
11/10	Bills	S	6	5	1	1.0	11.0	1	11	1	0	0	0	0	0	0	0	0	0	0	0	0	0	0	W	23-10
11/17	Lions	S	6	5	1	0.0	0.0	0	0	0	0	0	2	0	0	0	0	0	0	0	0	0	0	0	W	37-27
11/24	at Browns	S	2	1	1	1.0	7.0	1	7	1	0	0	0	0	1	0	8	0	0	0	0	0	0	0	W	27-11
11/28	at Ravens	S	7	2	5	0.0	0.0	1	8	0	0	0	0	0	0	0	0	0	0	0	0	0	0	0	L	20-22
12/08	Dolphins	S	10	7	3	1.0	8.0	1	8	1	0	0	0	1	0	0	0	0	0	0	0	0	0	0	L	28-34
12/15	Bengals	S	3	1	2	0.0	0.0	0	0	0	0	0	0	0	0	0	0	0	0	0	0	0	0	0	W	30-20
12/22	at Packers	S	6	3	3	0.0	0.0	0	0	0	0	0	0	1	0	0	0	0	0	0	0	0	0	0	W	38-31
12/29	Browns	S	3	2	1	1.0	7.0	2	9	2	0	0	0	0	0	0	0	0	0	0	0	0	0	0	W	20-7
2013 TOTALS			16-13	59	35	24	5.0	41.0	7	51	10	0	0	0	7	0	1	0	8	0	0	0	0	0	8-8	

2012 GAME-BY-GAME REGULAR-SEASON STATISTICS (STEELERS)

[illegible]

‡ - Overtime

2011 GAME-BY-GAME REGULAR-SEASON STATISTICS (STEELERS)

[illegible]



83

CONNOR HEYWARD

TIGHT END/FULLBACK

HEIGHT: 6-0

WEIGHT: 230


COLLEGE: Michigan State


BORN: January 22, 1999

BIRTHPLACE: Duluth, GA

HOW ACQUIRED: D6 22

NFL EXPERIENCE: R






56

ALEX HIGHSMITH
LINEBACKER

HEIGHT: 6-4
WEIGHT: 242
COLLEGE: Charlotte
BORN: August 7, 1997

BIRTHPLACE: Wilmington, NC
HOW ACQUIRED: 03 20
NFL EXPERIENCE: 3rd year



COMMUNITY

Foundation supports development in physical and family involvement, athletic participation, academic support, social/emotional support, and family involvement

Has hosted youth football camps during the past two off-season's

Donated backpacks and school supplies to Clairton Elementary school last season.

Serves on the Steelers Social Justice Committee and led one of the Social Justice Film Series nights.

ALEX HIGHSMITH'S NFL REGULAR SEASON DEFENSIVE STATISTICS

		TACKLES										INTERCEPTIONS					O. FUMB				ST				MISC			
DATE	TEAM	GP	GS	TK	S	A	TFL	YDS	SK	YDS	QBH	NO	YDS	LG	TD	PD	FF	FR	TD	YDS	TK	S	A	FF	FR	S	A	
2020	Steelers	16	5	42	26	16	5	22	2.0	16.0	6	1	2	2	0	1	0	0	0	0	6	4	2	0	0	0	0	
2021	Steelers	16	16	74	46	28	15	54	6.0	35.5	15	0	0	0	0	0	1	0	0	0	0	0	0	0	0	0		
NFL TOTALS		32	21	116	72	44	20	76	8.0	51.5	21	1	2	2	0	1	1	0	0	0	6	4	2	0	0	0	0	

ALEX HIGHSMITH'S NFL POSTSEASON DEFENSIVE STATISTICS

		TACKLES										INTERCEPTIONS				O. FUMB				ST				MISC			
DATE	TEAM	GP	GS	TK	S	A	TFL	YDS	SK	YDS	QBH	NO	YDS	LG	TD	PD	FF	FR	TD	YDS	TK	S	A	FF	FR	S	A
2020	Steelers	1	1	2	1	1	0	0	0.0	0.0	0	0	0	0	0	0	0	0	0	0	0	0	0	0	0	0	0
2021	Steelers	1	1	3	2	1	1	10	1.0	10.0	1	0	0	0	0	0	0	0	0	0	0	0	0	0	0	0	0
NFL TOTALS		2	2	5	3	2	1	10	1.0	10.0	1	0	0	0	0	0	0	0	0	0	0	0	0	0	0	0	0

SINGLE-GAME HIGHS: DEFENSIVE

- Total Tackles

11 vs. Detroit Lions, Nov 14, 2021

9 at Cleveland Browns, Jan 03, 2021

Solo Tackles

8 vs. Detroit Lions, Nov 14, 2021

7 vs. Cleveland Browns, Jan 03, 2022

Sacks

2.0 vs. Cleveland Browns, Jan 03, 2022

1.5 at Los Angeles Chargers, Nov 21, 2021

...1 more at 1.5.

Passes Defensed

1 at Baltimore Ravens, Nov 01, 2020

Forced Fumbles

1 at Kansas City Chiefs, Dec 26, 2021
- Tackles For Loss

3 vs. Cleveland Browns, Jan 03, 2022

2 vs. Baltimore Ravens, Dec 05, 2021

...3 more at 2.

Interceptions

1 at Baltimore Ravens, Nov 01, 2020

Interception Return Yards

2 at Baltimore Ravens, Nov 01, 2020

Special Teams Tackles

3 vs. Cleveland Browns, Oct 18, 2020

1 vs. Indianapolis Colts, Dec 27, 2020

...2 more at 1.

SINGLE-GAME HIGHS - POSTSEASON: DEFENSIVE

- Total Tackles

3 at Kansas City Chiefs, Jan 16, 2022

2 vs. Cleveland Browns, Jan 10, 2021

Solo Tackles

2 at Kansas City Chiefs, Jan 16, 2022

1 vs. Cleveland Browns, Jan 10, 2021
- Sacks

1.0 at Kansas City Chiefs, Jan 16, 2022

Tackles For Loss


1 at Kansas City Chiefs, Jan 16, 2022

2021 GAME-BY-GAME REGULAR-SEASON STATISTICS (STEELERS)

DATE	OPPONENT	P/S	TACKLES								INTERCEPTIONS				O. FUMB			ST			MISC.		W/L	SCORE			
			TK	S	A	SK	YDS	TFL	YDS	QBH	NO	YDS	LG	TD	PD	FF	FR	TD	YDS	TK	S	A			FF	FR	S
09/12	at Bills	S	4	3	1	0.0	0.0	0	0	0	0	0	0	0	0	0	0	0	0	0	0	0	0	0	W	23-16	
09/19	Raiders	S	4	3	1	0.0	0.0	1	4	0	0	0	0	0	0	0	0	0	0	0	0	0	0	0	L	17-26	
09/26	Bengals									ON INACTIVE LIST																L	10-24
10/03	at Packers	S	5	2	3	0.0	0.0	0	0	0	0	0	0	0	0	0	0	0	0	0	0	0	0	0	L	17-27	
10/10	Broncos	S	1	1	0	0.0	0.0	0	0	0	0	0	0	0	0	0	0	0	0	0	0	0	0	0	W	27-19	
10/17	Seahawks	S	7	2	5	1.5	15.5	2	9	4	0	0	0	0	0	0	0	0	0	0	0	0	0	0	W	23-20+	
10/31	at Browns	S	4	1	3	0.0	0.0	1	1	0	0	0	0	0	0	0	0	0	0	0	0	0	0	0	W	15-10	
11/08	Bears	S	3	0	3	0.0	0.0	0	0	2	0	0	0	0	0	0	0	0	0	0	0	0	0	0	W	29-27	
11/14	Lions	S	11	8	3	0.0	0.0	2	9	1	0	0	0	0	0	0	0	0	0	0	0	0	0	0	T	16-16	
11/21	at Chargers	S	6	3	3	1.5	6.0	1	4	3	0	0	0	0	0	0	0	0	0	0	0	0	0	0	L	37-41	
11/28	at Bengals	S	5	3	2	0.0	0.0	2	8	0	0	0	0	0	0	0	0	0	0	0	0	0	0	0	L	10-41	
12/05	Ravens	S	3	3	0	0.0	0.0	2	3	0	0	0	0	0	0	0	0	0	0	0	0	0	0	0	W	20-19	
12/09	at Vikings	S	1	1	0	0.0	0.0	1	0	0	0	0	0	0	0	0	0	0	0	0	0	0	0	0	L	28-36	
12/19	Titans	S	4	4	0	0.0	0.0	0	0	1	0	0	0	0	0	0	0	0	0	0	0	0	0	0	W	19-13	
12/26	at Chiefs	S	5	2	3	1.0	0.0	0	1	0	0	0	0	0	1	0	0	0	0	0	0	0	0	0	L	10-36	
01/03	Browns	S	7	7	0	2.0	14.0	3	16	2	0	0	0	0	0	0	0	0	0	0	0	0	0	0	W	26-14	
01/09	at Ravens	S	4	3	1	0.0	0.0	0	0	1	0	0	0	0	0	0	0	0	0	0	0	0	0	0	W	16-13+	
2021 TOTALS		16-16	74	46	28	6.0	35.5	15	54	15	0	0	0	0	0	1	0	0	0	0	0	0	0	0	9-7-1		
+ Overtime																											

2020 GAME-BY-GAME REGULAR-SEASON STATISTICS (STEELERS)

DATE	OPPONENT	P/S	TACKLES							INTERCEPTIONS					O. FUMB			ST			MISC		W/L	SCORE			
			TK	S	A	SK	YDS	TFL	YDS	QBH	NO	YDS	LG	TD	PD	FF	FR	TD	YDS	TK	S	A			FF	FR	S
09/14	at Giants	P	1	1	0	0.0	0.0	0	0	0	0	0	0	0	0	0	0	0	0	0	0	0	0	0	0	W	26-16
09/20	Broncos	P	0	0	0	0.0	0.0	0	0	0	0	0	0	0	0	0	0	0	0	0	0	0	0	0	0	W	26-21
09/27	Texans	P	1	1	0	0.0	0.0	1	1	0	0	0	0	0	0	0	0	0	0	0	0	0	0	0	0	W	28-21
10/11	Eagles	P	1	1	0	0.0	0.0	0	0	0	0	0	0	0	0	0	0	0	0	0	0	0	0	0	0	W	38-29
10/18	Browns	P	0	0	0	0.0	0.0	0	0	0	0	0	0	0	0	0	0	0	3	2	1	0	0	0	0	W	38-7
10/25	at Titans	P	4	3	1	0.0	0.0	0	0	0	0	0	0	0	0	0	0	0	0	0	0	0	0	0	0	W	27-24
11/01	at Ravens	P	2	0	2	0.0	0.0	0	0	0	1	2	2	0	1	0	0	0	0	0	0	0	0	0	0	W	28-24
11/08	at Cowboys	P	2	2	0	1.0	6.0	1	6	1	0	0	0	0	0	0	0	0	1	1	0	0	0	0	0	W	24-19
11/15	Bengals	P	1	1	0	0.0	0.0	1	1	0	0	0	0	0	0	0	0	0	0	0	0	0	0	0	0	W	36-10
11/22	at Jaguars	P	2	2	0	0.0	0.0	0	0	0	0	0	0	0	0	0	0	0	0	0	0	0	0	0	0	W	27-3
12/02	Ravens	P	1	0	1	0.0	0.0	0	0	0	0	0	0	0	0	0	0	0	1	0	1	0	0	0	0	W	19-14
12/07	Football Team	S	5	2	3	0.0	0.0	0	0	0	0	0	0	0	0	0	0	0	0	0	0	0	0	0	0	L	17-23
12/13	at Bills	S	1	1	0	0.0	0.0	1	4	1	0	0	0	0	0	0	0	0	0	0	0	0	0	0	0	L	15-26
12/21	at Bengals	S	5	3	2	0.0	0.0	0	0	1	0	0	0	0	0	0	0	0	0	0	0	0	0	0	0	L	17-27
12/27	Colts	S	7	3	4	0.0	0.0	0	0	2	0	0	0	0	0	0	0	0	1	1	0	0	0	0	0	W	28-24
01/03	at Browns	S	9	6	3	1.0	10.0	1	10	1	0	0	0	0	0	0	0	0	0	0	0	0	0	0	0	L	22-24
2020 TOTALS			16-5	42	26	16	2.0	16.0	5	22	6	1	2	2	0	1	0	0	0	6	4	2	0	0	0	0	12-4




51

MYLES JACK
LINEBACKER

HEIGHT: 6-1
WEIGHT: 255
COLLEGE: UCLA
BORN: September 3, 1995

BIRTHPLACE: Scottsdale, AZ
HOW ACQUIRED: FA '22
NFL EXPERIENCE: 7th year



MYLES JACK'S NFL REGULAR SEASON DEFENSIVE STATISTICS

DATE	TEAM	GP	GS	TK	S	TACKLES				INTERCEPTIONS				O. FUMB				ST				MISC					
						A	TFL	YDS	SK	YDS	QBH	NO	YDS	LG	TD	PD	FF	FR	TD	YDS	TK	S	A	FF	FR	S	A
2016	Jaguars	16	10	22	16	6	1	1	0.5	0.0	2	0	0	0	0	2	0	0	0	0	2	2	0	0	0	0	
2017	Jaguars	16	16	90	66	24	5	11	2.0	11.5	5	0	0	0	0	3	0	1	1	81	0	0	0	0	0	0	
2018	Jaguars	16	16	107	75	32	1	11	2.5	15.0	4	1	32	32t	1	1	1	1	0	0	0	0	0	0	0	0	
2019	Jaguars	11	11	66	42	24	3	13	0.5	4.0	2	1	14	14	0	4	0	0	0	0	0	0	0	0	0	0	
2020	Jaguars	14	14	118	72	46	6	11	1.0	6.0	2	1	0	0	0	5	1	2	0	16	0	0	0	0	0	0	
2021	Jaguars	16	16	108	62	46	3	5	0.0	0.0	2	0	0	0	0	0	0	0	0	0	0	0	0	0	0	0	
NFL TOTALS		89	83	511	333	178	19	52	6.5	36.5	17	3	46	32T	1	15	2	4	1	97	2	2	0	0	0	0	0

MYLES JACK'S NFL POSTSEASON DEFENSIVE STATISTICS

		TACKLES										INTERCEPTIONS						O. FUMB				ST				MISC	
DATE	TEAM	GP	GS	TK	S	A	TFL	YDS	SK	YDS	QBH	NO	YDS	LG	TD	PD	FF	FR	TD	YDS	TK	S	A	FF	FR	S	A
2017	Jaguars	3	3	19	16	3	2	8	1.0	7.0	2	1	0	0	0	3	1	1	0	0	0	0	0	0	0	0	0
NFL TOTALS		3	3	19	16	3	2	8	1.0	7.0	2	1	0	0	0	3	1	1	0	0	0	0	0	0	0	0	0

SINGLE-GAME HIGHS: DEFENSIVE

Total Tackles	14 at Houston Texans, Sep 10, 2017 13 at Tennessee Titans, Dec 06, 2018	Tackles For Loss	1 vs. Buffalo Bills, Nov 07, 2021 1 at Seattle Seahawks, Oct 31, 2021 ...17 more at 1.
Solo Tackles	8 vs. Indianapolis Colts, Sep 13, 2020 8 at Tennessee Titans, Dec 06, 2018 ...3 more at 8.	Interceptions	1 at Cincinnati Bengals, Oct 04, 2020 1 at Cincinnati Bengals, Oct 20, 2019 ...1 more at 1.
Sacks	1.0 vs. Indianapolis Colts, Sep 13, 2020 1.0 at Tennessee Titans, Dec 06, 2018 ...3 more at 1.0.	Interception Return Yards	32 at New York Giants, Sep 09, 2018 14 at Cincinnati Bengals, Oct 20, 2019
Passes Defensed	2 at Cincinnati Bengals, Oct 20, 2019 2 at Carolina Panthers, Oct 06, 2019	Special Teams Tackles	1 vs. Houston Texans, Nov 13, 2016 1 at Chicago Bears, Oct 16, 2016
Forced Fumbles	1 vs. Houston Texans, Nov 08, 2020 1 at Buffalo Bills, Nov 25, 2018	Longest Opponent's Fumble Return	81 at New York Jets, Oct 01, 2017 16 at Green Bay Packers, Nov 15, 2020
Fumble Recoveries	1 at Minnesota Vikings, Dec 06, 2020 1 at Green Bay Packers, Nov 15, 2020 ...2 more at 1.		

SINGLE-GAME HIGHS - POSTSEASON: DEFENSIVE

Total Tackles	7 at New England Patriots, Jan 21, 2018 6 at Pittsburgh Steelers, Jan 14, 2018 6 vs. Buffalo Bills, Jan 07, 2018	Forced Fumbles	1 at New England Patriots, Jan 21, 2018
Solo Tackles	6 at New England Patriots, Jan 21, 2018 5 at Pittsburgh Steelers, Jan 14, 2018 5 vs. Buffalo Bills, Jan 07, 2018	Fumble Recoveries	1 at New England Patriots, Jan 21, 2018
Sacks	1.0 vs. Buffalo Bills, Jan 07, 2018	Tackles For Loss	1 at Pittsburgh Steelers, Jan 14, 2018 1 vs. Buffalo Bills, Jan 07, 2018
Passes Defensed	2 vs. Buffalo Bills, Jan 07, 2018 1 at Pittsburgh Steelers, Jan 14, 2018	Interceptions	1 at Pittsburgh Steelers, Jan 14, 2018

2021 GAME-BY-GAME REGULAR-SEASON STATISTICS (JAGUARS)

DATE	OPPONENT	P/S	TACKLES							INTERCEPTIONS				O. FUMB			ST			MISC		W/L	SCORE				
			TK	S	A	SK	YDS	TFL	YDS	QBH	NO	YDS	LG	TD	PD	FF	FR	TD	YDS	TK	S			A	FF	FR	S
09/12	at Texans	S	9	6	3	0.0	0.0	1	4	0	0	0	0	0	0	0	0	0	0	0	0	0	0	0	0	L	21-37
09/19	Broncos	S	6	3	3	0.0	0.0	0	0	0	0	0	0	0	0	0	0	0	0	0	0	0	0	0	0	L	13-23
09/26	Cardinals	S	10	6	4	0.0	0.0	0	0	0	0	0	0	0	0	0	0	0	0	0	0	0	0	0	0	L	19-31
09/30	at Bengals	S	7	2	5	0.0	0.0	0	0	0	0	0	0	0	0	0	0	0	0	0	0	0	0	0	0	L	21-24
10/10	Titans	S	4	2	2	0.0	0.0	0	0	0	0	0	0	0	0	0	0	0	0	0	0	0	0	0	0	L	19-37
10/17	Dolphins									INACTIVE																W	23-20
10/31	at Seahawks	S	8	5	3	0.0	0.0	1	0	0	0	0	0	0	0	0	0	0	0	0	0	0	0	0	0	L	7-31
11/07	Bills	S	7	5	2	0.0	0.0	1	1	1	0	0	0	0	0	0	0	0	0	0	0	0	0	0	0	W	9-6
11/14	at Colts	S	4	4	0	0.0	0.0	0	0	1	0	0	0	0	0	0	0	0	0	0	0	0	0	0	0	L	17-23
11/21	49ers	S	12	5	7	0.0	0.0	0	0	0	0	0	0	0	0	0	0	0	0	0	0	0	0	0	0	L	10-30
11/28	Falcons	S	8	4	4	0.0	0.0	0	0	0	0	0	0	0	0	0	0	0	0	0	0	0	0	0	0	L	14-21
12/05	at Rams	S	7	3	4	0.0	0.0	0	0	0	0	0	0	0	0	0	0	0	0	0	0	0	0	0	0	L	7-37
12/12	at Titans	S	9	6	3	0.0	0.0	0	0	0	0	0	0	0	0	0	0	0	0	0	0	0	0	0	0	L	0-20
12/19	Texans	S	6	5	1	0.0	0.0	0	0	0	0	0	0	0	0	0	0	0	0	0	0	0	0	0	0	L	16-30
01/02	at Patriots	S	6	4	2	0.0	0.0	0	0	0	0	0	0	0	0	0	0	0	0	0	0	0	0	0	0	L	10-50
01/09	Colts	S	5	2	3	0.0	0.0	0	0	0	0	0	0	0	0	0	0	0	0	0	0	0	0	0	0	W	26-11
2021 TOTALS		15-15	108	62	46	0.0	0.0	3	5	2	0	0	0	0	0	0	0	0	0	0	0	0	0	0	0	3-13	

2020 GAME-BY-GAME REGULAR-SEASON STATISTICS (JAGUARS)

DATE	OPPONENT	P/S	TACKLES								INTERCEPTIONS								O. FUMB				ST				MISC		W/L	SCORE
			TK	S	A	SK	YDS	TFL	YDS	QBH	NO	YDS	LG	TD	PD	FF	FR	TD	YDS	TK	S	A	FF	FR	S	A				
09/13	Colts	S	11	8	3	1.0	6.0	1	6	2	0	0	0	0	0	0	0	0	0	0	0	0	0	0	0	W	27-20			
09/20	at Titans	S	11	5	6	0.0	0.0	0	0	0	0	0	0	1	0	0	0	0	0	0	0	0	0	0	0	L	30-33			
09/24	Dolphins	S	11	7	4	0.0	0.0	0	0	0	0	0	0	0	0	0	0	0	0	0	0	0	0	0	0	L	13-31			
10/04	at Bengals	S	4	3	1	0.0	0.0	0	0	0	1	0	0	1	0	0	0	0	0	0	0	0	0	0	0	L	25-33			
10/11	at Texans		INACTIVE																L	14-30										
10/18	Lions	S	4	3	1	0.0	0.0	1	1	0	0	0	0	0	0	0	0	0	0	0	0	0	0	0	0	L	16-34			
10/25	at Chargers		INACTIVE																L	29-39										
11/08	Texans	S	11	6	5	0.0	0.0	1	2	0	0	0	0	1	1	0	0	0	0	0	0	0	0	0	0	L	25-27			
11/15	at Packers	S	8	3	5	0.0	0.0	0	0	0	0	0	0	0	0	1	0	16	0	0	0	0	0	0	0	L	20-24			
11/22	Steelers	S	5	3	2	0.0	0.0	1	0	0	0	0	0	0	0	0	0	0	0	0	0	0	0	0	0	L	3-27			
11/29	Browns	S	9	3	6	0.0	0.0	1	1	0	0	0	0	0	0	0	0	0	0	0	0	0	0	0	0	L	25-27			
12/06	at Vikings	S	11	6	5	0.0	0.0	0	0	0	0	0	0	0	0	1	0	0	0	0	0	0	0	0	0	L	24-27+			
12/13	Titans	S	10	7	3	0.0	0.0	1	1	0	0	0	0	0	0	0	0	0	0	0	0	0	0	0	0	L	10-31			
12/20	at Ravens	S	10	7	3	0.0	0.0	0	0	0	0	0	0	1	0	0	0	0	0	0	0	0	0	0	0	L	14-40			
12/27	Bears	S	8	6	2	0.0	0.0	0	0	0	0	0	0	0	0	0	0	0	0	0	0	0	0	0	0	L	17-41			
01/03	at Colts	S	5	5	0	0.0	0.0	0	0	0	0	0	0	1	0	0	0	0	0	0	0	0	0	0	0	L	14-28			
2020 TOTALS		14-14	118	72	46	1.0	6.0	6	11	2	1	0	0	0	5	1	2	0	16	0	0	0	0	0	0	1-15				
+ - Overtime																														

2019 GAME-BY-GAME REGULAR-SEASON STATISTICS (JAGUARS)

DATE	OPPONENT	P/S	TACKLES							INTERCEPTIONS				O. FUMB			ST			MISC		W/L	SCORE					
			TK	S	A	SK	YDS	TFL	YDS	QBH	NO	YDS	LG	TD	PD	FF	FR	TD	YDS	TK	S			A	FF	FR	S	A
09/08	Chiefs	S	2	2	0	0.0	0.0	0	0	0	0	0	0	0	0	0	0	0	0	0	0	0	0	0	0	L	26-40	
09/15	at Texans	S	7	4	3	0.5	4.0	0	0	1	0	0	0	0	0	0	0	0	0	0	0	0	0	0	0	L	12-13	
09/19	Titans	S	2	2	0	0.0	0.0	1	1	0	0	0	0	0	0	0	0	0	0	0	0	0	0	0	0	W	20-7	
09/29	at Broncos	S	6	3	3	0.0	0.0	0	0	0	0	0	0	0	0	0	0	0	0	0	0	0	0	0	0	W	26-24	
10/06	at Panthers	S	9	3	6	0.0	0.0	1	12	0	0	0	0	0	2	0	0	0	0	0	0	0	0	0	0	L	27-34	
10/13	Saints	S	8	3	5	0.0	0.0	0	0	0	0	0	0	0	0	0	0	0	0	0	0	0	0	0	0	L	6-13	
10/20	at Bengals	S	5	3	2	0.0	0.0	0	0	0	1	14	14	0	2	0	0	0	0	0	0	0	0	0	0	W	27-17	
10/27	Jets	S	4	3	1	0.0	0.0	0	0	0	0	0	0	0	0	0	0	0	0	0	0	0	0	0	0	W	29-15	
11/03	Texans	S	7	6	1	0.0	0.0	0	0	0	0	0	0	0	0	0	0	0	0	0	0	0	0	0	0	L	3-26	
11/17	at Colts	S	9	7	2	0.0	0.0	0	0	1	0	0	0	0	0	0	0	0	0	0	0	0	0	0	0	L	13-33	
11/24	at Titans	S	7	6	1	0.0	0.0	1	0	0	0	0	0	0	0	0	0	0	0	0	0	0	0	0	0	L	20-42	
12/01	Buccaneers										INACTIVE																L	11-28
12/08	Chargers										DID NOT PLAY																L	10-45
12/15	at Raiders										DID NOT PLAY																W	20-16
12/22	at Falcons										INJURED RESERVE																L	12-24
12/29	Colts										INJURED RESERVE																W	38-20
2019 TOTALS		11-11	66	42	24	0.5	4.0	3	13	2	1	14	14	0	4	0	0	0	0	0	0	0	0	0	0	6-10		

2018 GAME-BY-GAME REGULAR-SEASON STATISTICS (JAGUARS)

DATE	OPPONENT	P/S	TACKLES							INTERCEPTIONS				O. FUMB			ST			MISC		W/L	SCORE				
			TK	S	A	SK	YDS	TFL	YDS	QBH	NO	YDS	LG	TD	PD	FF	FR	TD	YDS	TK	S			A	FF	FR	S
09/09	at Giants	S	10	7	3	0.0	0.0	0	0	0	1	32	32	1	1	0	0	0	0	0	0	0	0	0	0	W	20-15
09/16	Patriots	S	8	7	1	0.0	0.0	0	0	0	0	0	0	0	0	0	0	0	0	0	0	0	0	0	W	31-20	
09/23	Titans	S	3	2	1	0.0	0.0	0	0	0	0	0	0	0	0	0	0	0	0	0	0	0	0	0	L	6-9	
09/30	Jets	S	5	4	1	0.0	0.0	0	0	0	0	0	0	0	0	0	0	0	0	0	0	0	0	0	W	31-12	
10/07	at Chiefs	S	10	5	5	0.0	0.0	0	0	0	0	0	0	0	0	0	0	0	0	0	0	0	0	0	L	14-30	
10/14	at Cowboys	S	5	3	2	0.0	0.0	0	0	0	0	0	0	0	0	0	0	0	0	0	0	0	0	0	L	7-40	
10/21	Texans	S	6	5	1	0.0	0.0	0	0	0	0	0	0	0	0	0	0	0	0	0	0	0	0	0	L	7-20	
10/28	Eagles	S	5	2	3	1.0	11.0	1	11	1	0	0	0	0	0	0	0	0	0	0	0	0	0	0	L	18-24	
11/11	at Colts	S	3	3	0	0.0	0.0	0	0	0	0	0	0	0	0	0	0	0	0	0	0	0	0	0	L	26-29	
11/18	Steelers	S	1	1	0	0.0	0.0	0	0	0	0	0	0	0	0	0	0	0	0	0	0	0	0	0	L	16-20	
11/25	at Bills	S	4	3	1	0.0	0.0	0	0	1	0	0	0	0	1	0	0	0	0	0	0	0	0	0	L	21-24	
12/02	Colts	S	10	7	3	0.0	0.0	0	0	0	0	0	0	0	0	1	0	0	0	0	0	0	0	0	W	6-0	
12/06	at Titans	S	13	8	5	1.0	0.0	0	0	1	0	0	0	0	0	0	0	0	0	0	0	0	0	0	L	9-30	
12/16	Redskins	S	6	5	1	0.0	0.0	0	0	0	0	0	0	0	0	0	0	0	0	0	0	0	0	0	L	13-16	
12/23	at Dolphins	S	8	7	1	0.0	0.0	0	0	0	0	0	0	0	0	0	0	0	0	0	0	0	0	0	W	17-7	
12/30	at Texans	S	10	6	4	0.5	4.0	0	1	0	0	0	0	0	0	0	0	0	0	0	0	0	0	0	L	3-20	
2018 TOTALS			16-16	107	75	32	2.5	15.0	1	11	4	1	32	32T	1	1	1	0	0	0	0	0	0	0	0	5-11	

2017 GAME-BY-GAME REGULAR-SEASON STATISTICS (JAGUARS)

DATE	OPPONENT	P/S	TACKLES								INTERCEPTIONS					O. FUMB			ST				MISC		W/L	SCORE		
			TK	S	A	SK	YDS	TFL	YDS	QBH	NO	YDS	LG	TD	PD	FF	FR	TD	YDS	TK	S	A	FF	FR			S	A
09/10	at Texans	S	14	8	6	0.0	0.0	1	1	0	0	0	0	0	0	0	0	0	0	0	0	0	0	0	0	W	29-7	
09/17	Titans	S	6	5	1	1.0	4.0	1	4	1	0	0	0	0	0	0	0	0	0	0	0	0	0	0	0	L	16-37	
09/24	Ravens	S	4	4	0	0.0	0.0	0	0	0	0	0	0	0	0	0	0	0	0	0	0	0	0	0	0	W	44-7	
10/01	at Jets	S	9	8	1	0.0	0.0	1	4	1	0	0	0	0	0	1	1	81	0	0	0	0	0	0	0	L	20-23+	
10/08	at Steelers	S	9	5	4	0.0	0.0	0	0	0	0	0	0	0	0	0	0	0	0	0	0	0	0	0	0	W	30-9	
10/15	Rams	S	6	5	1	0.0	0.0	1	1	0	0	0	0	0	0	0	0	0	0	0	0	0	0	0	0	L	17-27	
10/22	at Colts	S	8	4	4	1.0	7.5	0	0	2	0	0	0	0	1	0	0	0	0	0	0	0	0	0	0	W	27-0	
11/05	Bengals	S	1	1	0	0.0	0.0	0	0	0	0	0	0	0	0	0	0	0	0	0	0	0	0	0	0	W	23-7	
11/12	Chargers	S	9	8	1	0.0	0.0	1	1	0	0	0	0	0	0	0	0	0	0	0	0	0	0	0	0	W	20-17+	
11/19	at Browns	S	2	1	1	0.0	0.0	0	0	0	0	0	0	0	1	0	0	0	0	0	0	0	0	0	0	W	19-7	
11/26	at Cardinals	S	3	3	0	0.0	0.0	0	0	0	0	0	0	0	0	0	0	0	0	0	0	0	0	0	0	L	24-27	
12/03	Colts	S	5	3	2	0.0	0.0	0	0	0	0	0	0	0	0	0	0	0	0	0	0	0	0	0	0	W	30-10	
12/10	Seahawks	S	6	5	1	0.0	0.0	0	0	0	0	0	0	0	0	0	0	0	0	0	0	0	0	0	0	W	30-24	
12/17	Texans	S	2	1	1	0.0	0.0	0	0	0	0	0	0	0	1	0	0	0	0	0	0	0	0	0	0	W	45-7	
12/24	at 49ers	S	3	3	0	0.0	0.0	0	0	0	0	0	0	0	0	0	0	0	0	0	0	0	0	0	0	L	33-44	
12/31	at Titans	S	3	2	1	0.0	0.0	0	0	1	0	0	0	0	0	0	0	0	0	0	0	0	0	0	0	L	10-15	
2017 TOTALS		16-16	90	66	24	2.0	11.5	5	11	5	0	0	0	0	3	0	1	1	81	0	0	0	0	0	0	0	10-6	
+ - Overtime																												

2016 GAME-BY-GAME REGULAR-SEASON STATISTICS (JAGUARS)

DATE	OPPONENT	P/S	TACKLES							INTERCEPTIONS				O. FUMB			ST			MISC		W/L	SCORE			
			TK	S	A	SK	YDS	TFL	YDS	QBH	NO	YDS	LG	TD	PD	FF	FR	TD	YDS	TK	S			A	FF	FR
09/11	Packers	P	0	0	0	0.0	0.0	0	0	0	0	0	0	0	0	0	0	0	0	0	0	0	0	0	L	23-27
09/18	at Chargers	P	2	2	0	0.0	0.0	0	0	0	0	0	0	0	0	0	0	0	0	0	0	0	0	0	L	14-38
09/25	Ravens	P	0	0	0	0.0	0.0	0	0	0	0	0	0	0	0	0	0	0	0	0	0	0	0	0	L	17-19
10/02	Colts	S	4	3	1	0.0	0.0	0	0	0	0	0	0	1	0	0	0	0	0	0	0	0	0	0	W	30-27
10/16	at Bears	S	1	1	0	0.0	0.0	0	0	0	0	0	0	0	0	0	0	0	1	1	0	0	0	0	W	17-16
10/23	Raiders	S	1	1	0	0.0	0.0	0	0	0	0	0	0	0	0	0	0	0	0	0	0	0	0	0	L	16-33
10/27	at Titans	S	0	0	0	0.0	0.0	0	0	0	0	0	0	0	0	0	0	0	0	0	0	0	0	0	L	22-36
11/06	at Chiefs	S	1	1	0	0.0	0.0	0	0	0	0	0	0	0	0	0	0	0	0	0	0	0	0	0	L	14-19
11/13	Texans	S	2	2	0	0.0	0.0	0	0	1	0	0	0	0	0	0	0	0	1	1	0	0	0	0	L	21-24
11/20	at Lions	P	3	2	1	0.0	0.0	1	1	0	0	0	0	0	0	0	0	0	0	0	0	0	0	0	L	19-26
11/27	at Bills	S	5	2	3	0.5	0.0	0	0	1	0	0	0	0	0	0	0	0	0	0	0	0	0	0	L	21-28
12/04	Broncos	S	1	1	0	0.0	0.0	0	0	0	0	0	0	0	0	0	0	0	0	0	0	0	0	0	L	10-20
12/11	Vikings	P	1	0	1	0.0	0.0	0	0	0	0	0	0	0	0	0	0	0	0	0	0	0	0	0	L	16-25
12/18	at Texans	P	1	1	0	0.0	0.0	0	0	0	0	0	0	0	0	0	0	0	0	0	0	0	0	0	L	20-21
12/24	Titans	S	0	0	0	0.0	0.0	0	0	0	0	0	0	0	0	0	0	0	0	0	0	0	0	0	W	38-17
01/01	at Colts	S	0	0	0	0.0	0.0	0	0	0	0	0	0	0	1	0	0	0	0	0	0	0	0	0	L	20-24
2016 TOTALS			16-10	22	16	6	0.5	0.0	1	1	2	0	0	0	0	2	0	0	0	2	2	0	0	0	0	3-13



18 DIONTAE JOHNSON
WIDE RECEIVER

HEIGHT: 5-10

WEIGHT: 183

COLLEGE: Toledo

BORN: July 5, 1996

BIRTHPLACE: Ruskin, FL

HOW ACQUIRED: D3a 19

NFL EXPERIENCE: 4th year

DIONTAE JOHNSON'S NFL REGULAR SEASON RUSHING/RECEIVING STATISTICS

DATE	TEAM	GP	GS	RECEIVING					RUSHING				
				NO.	YDS.	AVG.	LG	TD	NO.	YDS.	AVG.	LG	TD
2019	Steelers	16	12	59	680	11.5	45t	5	4	41	10.3	17	0
2020	Steelers	15	13	88	923	10.5	47	7	3	15	5.0	9	0
2021	Steelers	16	14	107	1,161	10.9	50t	8	5	53	10.6	25	0
NFL TOTALS		47	39	254	2,764	10.9	50T	20	12	109	9.1	25	0

DIONTAE JOHNSON'S NFL POSTSEASON RUSHING/RECEIVING STATISTICS

DATE	TEAM	GP	GS	RECEIVING					RUSHING				
				NO.	YDS.	AVG.	LG	TD	NO.	YDS.	AVG.	LG	TD
2020	Steelers	1	1	11	117	10.6	19	0	0	0	0.0	0	0
2021	Steelers	1	1	5	34	6.8	13t	1	0	0	0.0	0	0
NFL TOTALS		2	2	16	151	9.4	19	1	0	0	0.0	0	0

DIONTAE JOHNSON'S NFL REGULAR SEASON RETURN STATISTICS

DATE	TEAM	RET.	KICKOFF RETURNS					PUNT RETURNS				
			YDS.	AVG.	LG	TD	NO.	FC	YDS.	AVG.	LG	TD
2019	Steelers	0	0	0.0	0	0	20	7	248	12.4	85t	1
2020	Steelers	1	24	24.0	24	0	8	2	58	7.3	18	0
2021	Steelers	0	0	0.0	0	0	0	0	0	0.0	0	0
NFL TOTALS		1	24	24.0	24	0	28	9	306	10.9	85T	1

DIONTAE JOHNSON'S NFL POSTSEASON RETURN STATISTICS

DATE	TEAM	RET.	KICKOFF RETURNS					PUNT RETURNS				
			YDS.	AVG.	LG	TD	NO.	FC	YDS.	AVG.	LG	TD
2020	Steelers	0	0	0.0	0	0	0	0	0	0.0	0	0
2021	Steelers	0	0	0.0	0	0	0	0	0	0.0	0	0
NFL TOTALS		0	0	0.0	0	0	0	0	0	0.0	0	0

SINGLE-GAME HIGHS: RUSHING/RECEIVING

Rush Attempts	2 vs. Chicago Bears, Nov 08, 2021 1 vs. Tennessee Titans, Dec 19, 2021 ...9 more at 1.	Longest Kickoff Return	24 vs. Denver Broncos, Sep 20, 2020
Rushing Yards	25 vs. Seattle Seahawks, Oct 17, 2021 17 vs. Cleveland Browns, Dec 01, 2019	Fair Catches	3 vs. Buffalo Bills, Dec 15, 2019
Longest Runs	25 vs. Seattle Seahawks, Oct 17, 2021 17 vs. Cleveland Browns, Dec 01, 2019	Punt Return Yards	2 at Cincinnati Bengals, Nov 24, 2019 86 at Arizona Cardinals, Dec 08, 2019 40 at New York Jets, Dec 22, 2019
Receptions	12 at Jacksonville Jaguars, Nov 22, 2020 9 at Cincinnati Bengals, Nov 28, 2021 ...4 more at 9.	Longest Punt Return	85t at Arizona Cardinals, Dec 08, 2019 18 vs. Denver Broncos, Sep 20, 2020
Receiving Yards	116 vs. Cincinnati Bengals, Nov 15, 2020 111 at Jacksonville Jaguars, Nov 22, 2020	Punt Returns	4 at Cincinnati Bengals, Nov 24, 2019 3 at New York Giants, Sep 14, 2020 ...2 more at 3.
Receiving Average	32.0 at Cleveland Browns, Jan 03, 2021	Punt Return TDs	1 at Arizona Cardinals, Dec 08, 2019
Longest Receptions	19.3 vs. Cincinnati Bengals, Nov 15, 2020 50 at Cleveland Browns, Oct 31, 2021 50t vs. Denver Broncos, Oct 10, 2021	Punt Return Average	13.3 at New York Jets, Dec 22, 2019 7.3 vs. Los Angeles Rams, Nov 10, 2019
Receiving TDs	2 vs. Baltimore Ravens, Dec 05, 2021 2 at Tennessee Titans, Oct 25, 2020	Most TDs	2 vs. Baltimore Ravens, Dec 05, 2021 2 at Tennessee Titans, Oct 25, 2020 ...1 more at 2.
All-Purpose Yards	162 at Arizona Cardinals, Dec 08, 2019 141 vs. Denver Broncos, Sep 20, 2020	Miscellaneous Tackles	1 at Green Bay Packers, Oct 03, 2021 1 at Cincinnati Bengals, Dec 21, 2020 ...2 more at 1.
Kickoff Returns	1 vs. Denver Broncos, Sep 20, 2020	Longest Own Fumble Return	4 vs. Indianapolis Colts, Dec 27, 2020
Kickoff Return Yards	24 vs. Denver Broncos, Sep 20, 2020		

SINGLE-GAME HIGHS - POSTSEASON: RECEIVING

Receptions	11 vs. Cleveland Browns, Jan 10, 2021	Receiving TDs	1 at Kansas City Chiefs, Jan 16, 2022
	5 at Kansas City Chiefs, Jan 16, 2022	All-Purpose Yards	117 vs. Cleveland Browns, Jan 10, 2021
Receiving Yards	117 vs. Cleveland Browns, Jan 10, 2021		34 at Kansas City Chiefs, Jan 16, 2022
	34 at Kansas City Chiefs, Jan 16, 2022	Most TDs	1 at Kansas City Chiefs, Jan 16, 2022
Receiving Average	10.6 vs. Cleveland Browns, Jan 10, 2021		
	6.8 at Kansas City Chiefs, Jan 16, 2022		
Longest Receptions	19 vs. Cleveland Browns, Jan 10, 2021		
	15 vs. Cleveland Browns, Jan 10, 2021		
	15 vs. Cleveland Browns, Jan 10, 2021		
	15 vs. Cleveland Browns, Jan 10, 2021		
	13t at Kansas City Chiefs, Jan 16, 2022		

100-YARD RECEIVING GAMES (5): REGULAR SEASON

DATE	TEAM	NO.	YDS.	AVG.	LG	TD
11/15/20	BENGALS	6	116	19.3	46	1
11/22/20	at Jaguars	12	111	9.3	23	0
09/19/21	RAIDERS	9	105	11.7	41	0
11/21/21	at Chargers	7	101	14.4	32	1
12/05/21	RAVENS	8	105	13.1	29t	2

100-YARD RECEIVING GAMES (1): POSTSEASON

DATE	TEAM	NO.	YDS.	AVG.	LG	TD
01/10/21	BROWNS	11	117	10.6	19	0

2021 GAME-BY-GAME REGULAR-SEASON STATISTICS (STEELERS)

			RECEIVING					RUSHING						
DATE	OPPONENT	P/S	NO.	YDS.	AVG.	LG	TD	NO.	YDS.	AVG.	LG	TD	W/L/T	SCORE
09/12	at Bills	S	5	36	7.2	14	1	0	0	0.0	0	0	W	23-16
09/19	Raiders	S	9	105	11.7	41	0	0	0	0.0	0	0	L	17-26
09/26	Bengals							ON INACTIVE LIST					L	10-24
10/03	at Packers	S	9	92	10.2	45t	1	0	0	0.0	0	0	L	17-27
10/10	Broncos	S	2	72	36.0	50t	1	0	0	0.0	0	0	W	27-19
10/17	Seahawks	S	9	71	7.9	23	0	1	25	25.0	25	0	W	23-20+
10/31	at Browns	S	6	98	16.3	50	0	0	0	0.0	0	0	W	15-10
11/08	Bears	P	5	56	11.2	22	0	2	11	5.5	11	0	W	29-27
11/14	Lions	S	7	83	11.9	36	0	0	0	0.0	0	0	T	16-16
11/21	at Chargers	S	7	101	14.4	32	1	0	0	0.0	0	0	L	37-41
11/28	at Bengals	S	9	95	10.6	16	0	0	0	0.0	0	0	L	10-41
12/05	Ravens	S	8	105	13.1	29t	2	0	0	0.0	0	0	W	20-19
12/09	at Vikings	S	5	76	15.2	37	0	1	7	7.0	7	0	L	28-36
12/19	Titans	S	5	38	7.6	16	0	1	10	10.0	10	0	W	19-13
12/26	at Chiefs	S	6	51	8.5	18	1	0	0	0.0	0	0	L	10-36
01/03	Browns	S	8	31	3.9	10	1	0	0	0.0	0	0	W	26-14
01/09	at Ravens	P	7	51	7.3	16	0	0	0	0.0	0	0	W	16-13+
2021 TOTALS		16-14	107	1,161	10.9	50T	8	5	53	10.6	25	0	9-7-1	
+ - Overtime														

2020 GAME-BY-GAME REGULAR-SEASON STATISTICS (STEELERS)

			RECEIVING					RUSHING							
DATE	OPPONENT	P/S	NO.	YDS.	AVG.	LG	TD	NO.	YDS.	AVG.	LG	TD	W/L	SCORE	
09/14	at Giants	S	6	57	9.5	18	0	0	0	0.0	0	0	W	26-16	
09/20	Broncos	S	8	92	11.5	28t	1	0	0	0.0	0	0	W	26-21	
09/27	Texans	S	0	0	0.0	0	0	1	9	9.0	9	0	W	28-21	
10/11	Eagles	S	1	-2	-2.0	-2	0	0	0	0.0	0	0	W	38-29	
10/18	Browns							ON INACTIVE LIST					W	38-7	
10/25	at Titans	S	9	80	8.9	14	2	0	0	0.0	0	0	W	27-24	
11/01	at Ravens	S	1	6	6.0	6	0	0	0	0.0	0	0	W	28-24	
11/08	at Cowboys	S	6	77	12.8	42	0	1	4	4.0	4	0	W	24-19	
11/15	Bengals	S	6	116	19.3	46	1	0	0	0.0	0	0	W	36-10	
11/22	at Jaguars	S	12	111	9.3	23	0	0	0	0.0	0	0	W	27-3	
12/02	Ravens	S	8	46	5.8	11	0	0	0	0.0	0	0	W	19-14	
12/07	Football Team	P	8	71	8.9	17	1	0	0	0.0	0	0	L	17-23	
12/13	at Bills	S	4	40	10.0	17	0	0	0	0.0	0	0	L	15-26	
12/21	at Bengals	S	8	59	7.4	23t	1	0	0	0.0	0	0	L	17-27	
12/27	Colts	S	8	74	9.3	39t	1	1	2	2.0	2	0	W	28-24	
01/03	at Browns	P	3	96	32.0	47	0	0	0	0.0	0	0	L	22-24	
2020 TOTALS			15-13	88	923	10.5	47	7	3	15	5.0	9	0	12-4	

2019 GAME-BY-GAME REGULAR-SEASON STATISTICS (STEELERS)

DATE	OPPONENT	P/S	RECEIVING					RUSHING					W/L	SCORE
			NO.	YDS.	AVG.	LG	TD	NO.	YDS.	AVG.	LG	TD		
09/08	at Patriots	P	3	25	8.3	9	0	0	0	0.0	0	0	L	3-33
09/15	Seahawks	P	1	17	17.0	17	0	0	0	0.0	0	0	L	26-28
09/22	at 49ers	S	3	52	17.3	39t	1	1	6	6.0	6	0	L	20-24
09/30	Bengals	S	6	77	12.8	43t	1	0	0	0.0	0	0	W	27-3
10/06	Ravens	S	5	27	5.4	13	0	0	0	0.0	0	0	L	23-26+
10/13	at Chargers	S	2	14	7.0	7	0	0	0	0.0	0	0	W	24-17
10/28	Dolphins	S	5	84	16.8	45t	1	0	0	0.0	0	0	W	27-14
11/03	Colts	S	1	3	3.0	3	0	1	2	2.0	2	0	W	26-24
11/10	Rams	S	4	64	16.0	30	0	0	0	0.0	0	0	W	17-12
11/14	at Browns	S	2	17	8.5	13	0	0	0	0.0	0	0	L	7-21
11/24	at Bengals	P	3	29	9.7	14	0	0	0	0.0	0	0	W	16-10
12/01	Browns	S	1	14	14.0	14	0	1	17	17.0	17	0	W	20-13
12/08	at Cardinals	S	6	60	10.0	18	1	1	16	16.0	16	0	W	23-17
12/15	Bills	P	5	62	12.4	29	0	0	0	0.0	0	0	L	10-17
12/22	at Jets	S	8	81	10.1	29t	1	0	0	0.0	0	0	L	10-16
12/29	at Ravens	S	4	54	13.5	21	0	0	0	0.0	0	0	L	10-28
2019 TOTALS			16-12	59	680	11.5	45T	5	4	41	10.3	17	0	8-8
+ - Overtime														

2021 GAME-BY-GAME REGULAR-SEASON STATISTICS (STEELERS)

DATE	OPPONENT	P/S	KICKOFF RETURNS					PUNT RETURNS					W/L	SCORE
			RET	YDS	AVG	LG	TD	NO	FC	YDS	AVG	LG		
09/12	at Bills	S	0	0	0.0	0	0	0	0	0	0.0	0	W	23-16
09/19	Raiders	S	0	0	0.0	0	0	0	0	0	0.0	0	L	17-26
09/26	Bengals							ON INACTIVE LIST					L	10-24
10/03	at Packers	S	0	0	0.0	0	0	0	0	0	0.0	0	L	17-27
10/10	Broncos	S	0	0	0.0	0	0	0	0	0	0.0	0	W	27-19
10/17	Seahawks	S	0	0	0.0	0	0	0	0	0	0.0	0	W	23-20+
10/31	at Browns	S	0	0	0.0	0	0	0	0	0	0.0	0	W	15-10
11/08	Bears	P	0	0	0.0	0	0	0	0	0	0.0	0	W	29-27
11/14	Lions	S	0	0	0.0	0	0	0	0	0	0.0	0	T	16-16
11/21	at Chargers	S	0	0	0.0	0	0	0	0	0	0.0	0	L	37-41
11/28	at Bengals	S	0	0	0.0	0	0	0	0	0	0.0	0	L	10-41
12/05	Ravens	S	0	0	0.0	0	0	0	0	0	0.0	0	W	20-19
12/09	at Vikings	S	0	0	0.0	0	0	0	0	0	0.0	0	L	28-36
12/19	Titans	S	0	0	0.0	0	0	0	0	0	0.0	0	W	19-13
12/26	at Chiefs	S	0	0	0.0	0	0	0	0	0	0.0	0	L	10-36
01/03	Browns	S	0	0	0.0	0	0	0	0	0	0.0	0	W	26-14
01/09	at Ravens	P	0	0	0.0	0	0	0	0	0	0.0	0	W	16-13+
2021 TOTALS			16-14	0	0	0.0	0	0	0	0	0.0	0	0	9-7
+ - Overtime														

2020 GAME-BY-GAME REGULAR-SEASON STATISTICS (STEELERS)

DATE	OPPONENT	P/S	KICKOFF RETURNS					PUNT RETURNS					W/L	SCORE	
			RET	YDS	AVG	LG	TD	NO	FC	YDS	AVG	LG			TD
09/14	at Giants	S	0	0	0.0	0	0	3	1	13	4.3	12	0	W	26-16
09/20	Broncos	S	1	24	24.0	24	0	2	0	25	12.5	18	0	W	26-21
09/27	Texans	S	0	0	0.0	0	0	0	1	0	0.0	0	0	W	28-21
10/11	Eagles	S	0	0	0.0	0	0	2	0	12	6.0	6	0	W	38-29
10/18	Browns						ON INACTIVE LIST						W	38-7	
10/25	at Titans	S	0	0	0.0	0	0	0	0	0	0.0	0	0	W	27-24
11/01	at Ravens	S	0	0	0.0	0	0	0	0	0	0.0	0	0	W	28-24
11/08	at Cowboys	S	0	0	0.0	0	0	0	0	0	0.0	0	0	W	24-19
11/15	Bengals	S	0	0	0.0	0	0	0	0	0	0.0	0	0	W	36-10
11/22	at Jaguars	S	0	0	0.0	0	0	0	0	0	0.0	0	0	W	27-3
12/02	Ravens	S	0	0	0.0	0	0	0	0	0	0.0	0	0	W	19-14
12/07	Football Team	P	0	0	0.0	0	0	0	0	0	0.0	0	0	L	17-23
12/13	at Bills	S	0	0	0.0	0	0	0	0	0	0.0	0	0	L	15-26
12/21	at Bengals	S	0	0	0.0	0	0	0	0	0	0.0	0	0	L	17-27
12/27	Colts	S	0	0	0.0	0	0	1	0	8	8.0	8	0	W	28-24
01/03	at Browns	P	0	0	0.0	0	0	0	0	0	0.0	0	0	L	22-24
2020 TOTALS			15-13	1	24	24.0	24	0	8	2	58	7.3	18	0	12-4

2019 GAME-BY-GAME REGULAR-SEASON STATISTICS (STEELERS)

DATE	OPPONENT	P/S	KICKOFF RETURNS					PUNT RETURNS					W/L	SCORE	
			RET	YDS	AVG	LG	TD	NO	FC	YDS	AVG	LG			TD
09/08	at Patriots	P	0	0	0.0	0	0	0	0	0	0.0	0	0	L	3-33
09/15	Seahawks	P	0	0	0.0	0	0	1	0	11	11.0	11	0	L	26-28
09/22	at 49ers	S	0	0	0.0	0	0	0	0	0	0.0	0	0	L	20-24
09/30	Bengals	S	0	0	0.0	0	0	0	0	0	0.0	0	0	W	27-3
10/06	Ravens	S	0	0	0.0	0	0	0	0	0	0.0	0	0	L	23-26+
10/13	at Chargers	S	0	0	0.0	0	0	0	0	0	0.0	0	0	W	24-17
10/28	Dolphins	S	0	0	0.0	0	0	0	0	0	0.0	0	0	W	27-14
11/03	Colts	S	0	0	0.0	0	0	0	0	0	0.0	0	0	W	26-24
11/10	Rams	S	0	0	0.0	0	0	3	0	22	7.3	14	0	W	17-12
11/14	at Browns	S	0	0	0.0	0	0	1	1	10	10.0	10	0	L	7-21
11/24	at Bengals	P	0	0	0.0	0	0	4	2	21	5.3	7	0	W	16-10
12/01	Browns	S	0	0	0.0	0	0	2	0	14	7.0	13	0	W	20-13
12/08	at Cardinals	S	0	0	0.0	0	0	2	1	86	43.0	85t	1	W	23-17
12/15	Bills	P	0	0	0.0	0	0	2	3	20	10.0	13	0	L	10-17
12/22	at Jets	S	0	0	0.0	0	0	3	0	40	13.3	17	0	L	10-16
12/29	at Ravens	S	0	0	0.0	0	0	2	0	24	12.0	13	0	L	10-28
2019 TOTALS		16-12	0	0	0.0	0	0	20	7	248	12.4	85T	1	8-8	
+ - Overtime															



48 JAMIR JONES
LINEBACKER

HEIGHT: 6-3 BIRTHPLACE: Rochester, NY
WEIGHT: 255 HOW ACQUIRED: W 22 (JAX)
COLLEGE: Notre Dame NFL EXPERIENCE: 2nd year
BORN: June 14, 1998

JAMIR JONES' NFL REGULAR SEASON DEFENSIVE STATISTICS


DATE	TEAM	GP	GS	TACKLES										INTERCEPTIONS					O. FUMB				ST				MISC	
				TK	S	A	TFL	YDS	SK	YDS	QBH	NO	YDS	LG	TD	PD	FF	FR	TD	YDS	TK	S	A	FF	FR	S	A	
2020	Texans	0	0	0	0	0	0	0	0.0	0.0	0	0	0	0	0	0	0	0	0	0	0	0	0	0	0			
2021	Steelers	3	1	1	1	0	0	0	0.0	0.0	1	0	0	0	0	0	0	0	2	2	0	0	0	0	0			
2021	Rams	10	0	3	1	2	Went from Pittsburgh to L.A. Rams.										0	0	0	0	0	2	2	0	0	0	0	0
2021	Jaguars	2	0	2	1	1	Went from L.A. Rams to Jacksonville.										0	0	0	0	0	0	0	0	0	0	0	0
2021	TOTAL	15	1	6	3	3	0	0	0.0	0.0	2	0	0	0	0	0	0	0	4	4	0	0	0	0	0			
NFL TOTALS		15	1	6	3	3	0	0	0.0	0.0	2	0	0	0	0	0	0	0	4	4	0	0	0	0	0			

SINGLE-GAME HIGHS: DEFENSIVE

- Total Tackles2 at New England Patriots, Jan 02, 2022
1 vs. Jacksonville Jaguars, Dec 05, 2021
...3 more at 1.
- Solo Tackles1 at New England Patriots, Jan 02, 2022
1 vs. Detroit Lions, Oct 24, 2021
...1 more at 1.
- Special Teams Tackles1 vs. Tennessee Titans, Nov 07, 2021
1 at New York Giants, Oct 17, 2021
...2 more at 1.

2021 GAME-BY-GAME REGULAR-SEASON STATISTICS (STEELERS/RAMS/JAGUARS)

DATE	OPPONENT	P/S	TACKLES							INTERCEPTIONS					O. FUMB			ST			MISC		W/L	SCORE			
			TK	S	A	SK	YDS	TFL	YDS	QBH	NO	YDS	LG	TD	PD	FF	FR	TD	YDS	TK	S	A			FF	FR	S
09/12	at Bills	P	0	0	0	0.0	0.0	0	0	0	0	0	0	0	0	0	0	0	0	0	0	0	0	0	0	W	23-16
09/19	Raiders	P	1	1	0	0.0	0.0	0	0	1	0	0	0	0	0	0	0	0	0	1	1	0	0	0	0	L	17-26
09/26	Bengals	S	0	0	0	0.0	0.0	0	0	0	0	0	0	0	0	0	0	0	0	1	1	0	0	0	0	L	10-24
Went from Steelers to Rams.																											
ON INACTIVE LIST																											
10/03	Cardinals																									L	20-37
10/07	at Seahawks	P	0	0	0	0.0	0.0	0	0	0	0	0	0	0	0	0	0	0	0	0	0	0	0	0	0	W	26-17
10/17	at Giants	P	1	0	1	0.0	0.0	0	0	1	0	0	0	0	0	0	0	0	0	1	1	0	0	0	0	W	38-11
10/24	Lions	P	1	1	0	0.0	0.0	0	0	0	0	0	0	0	0	0	0	0	0	0	0	0	0	0	0	W	28-19
10/31	at Texans	P	0	0	0	0.0	0.0	0	0	0	0	0	0	0	0	0	0	0	0	0	0	0	0	0	0	W	38-22
11/07	Titans	P	0	0	0	0.0	0.0	0	0	0	0	0	0	0	0	0	0	0	0	1	1	0	0	0	0	L	16-28
11/15	at 49ers	P	0	0	0	0.0	0.0	0	0	0	0	0	0	0	0	0	0	0	0	0	0	0	0	0	0	L	10-31
11/28	at Packers	P	0	0	0	0.0	0.0	0	0	0	0	0	0	0	0	0	0	0	0	0	0	0	0	0	0	L	28-36
12/05	Jaguars	P	1	0	1	0.0	0.0	0	0	0	0	0	0	0	0	0	0	0	0	0	0	0	0	0	0	W	30-7
12/13	at Cardinals	P	0	0	0	0.0	0.0	0	0	0	0	0	0	0	0	0	0	0	0	0	0	0	0	0	0	W	37-23
12/21	Seahawks	P	0	0	0	0.0	0.0	0	0	0	0	0	0	0	0	0	0	0	0	0	0	0	0	0	0	W	20-10
12/26	at Vikings																									W	30-23
DID NOT PLAY																											
Went from Rams to Jaguars.																											
01/02	at Patriots	P	2	1	1	0.0	0.0	0	0	0	0	0	0	0	0	0	0	0	0	0	0	0	0	0	0	L	10-50
01/09	Colts	P	0	0	0	0.0	0.0	0	0	0	0	0	0	0	0	0	0	0	0	0	0	0	0	0	0	W	26-11
2021 TOTALS			15-1	6	3	3	0.0	0.0	0	0	2	0	0	0	0	0	0	0	0	4	4	0	0	0	0	0	10-7



28

KILLEBREW

MILES KILLEBREW

SAFETY

HEIGHT: 6-2

WEIGHT: 222


COLLEGE: Southern Utah

BORN: May 10, 1993

BIRTHPLACE: Henderson, NV

HOW ACQUIRED: D4 '16

NFL EXPERIENCE: 7th year



MILES KILLEBREW'S NFL REGULAR SEASON DEFENSIVE STATISTICS

		TACKLES										INTERCEPTIONS					O. FUMB					ST					MISC	
DATE	TEAM	GP	GS	TK	S	A	TFL	YDS	SK	YDS	QBH	NO	YDS	LG	TD	PD	FF	FR	TD	YDS	TK	S	A	FF	FR	S	A	
2016	Lions	16	0	20	15	5	0	0	0.0	0.0	0	1	7	7	0	1	0	0	0	0	8	8	0	0	0	0	0	0
2017	Lions	16	3	31	25	6	1	4	0.0	0.0	1	1	35	35	1	5	1	0	0	0	7	7	0	0	0	0	0	0
2018	Lions	16	0	0	0	0	0	0	0.0	0.0	0	0	0	0	0	0	0	0	0	0	7	5	2	0	0	0	0	0
2019	Lions	15	1	5	5	0	0	0	0.0	0.0	0	0	0	0	0	0	0	0	0	0	15	13	2	0	0	0	0	0
2020	Lions	15	0	0	0	0	0	0	0.0	0.0	0	0	0	0	0	0	0	0	0	0	12	10	2	0	0	0	0	0
2021	Steelers	17	0	6	5	1	1	0	0.0	0.0	0	0	0	0	0	0	0	0	0	0	7	4	3	0	0	0	0	0
NFL TOTALS		95	4	62	50	12	2	4	0.0	0.0	1	2	42	35	1	6	1	0	0	0	56	47	9	0	0	0	0	0

MILES KILLEBREW'S NFL POSTSEASON DEFENSIVE STATISTICS

DATE	TEAM	GP	GS	TACKLES					QBH	INTERCEPTIONS					O. FUMB					ST					MISC	
				TK	S	A	TFL	YDS	SK	YDS	NO	YDS	LG	TD	PD	FF	FR	TD	YDS	TK	S	A	FF	FR	S	A
2016	Lions	1	0	1	1	0	0	0	0.0	0.0	0	0	0	0	0	0	0	0	0	0	0	0	0	0	0	0
2021	Steelers	1	0	1	0	1	0	0	0.0	0.0	0	0	0	0	0	0	0	0	0	2	1	1	0	0	0	0
NFL TOTALS		2	0	2	1	1	0	0	0.0	0.0	0	0	0	0	0	0	0	0	0	2	1	1	0	0	0	0

SINGLE-GAME HIGHS: DEFENSIVE

Total Tackles	8 vs. Atlanta Falcons, Sep 24, 2017 5 vs. Jacksonville Jaguars, Nov 20, 2016	Tackles For Loss	1 at Minnesota Vikings, Dec 09, 2021 1 vs. Arizona Cardinals, Sep 10, 2017
Solo Tackles	7 vs. Atlanta Falcons, Sep 24, 2017 4 vs. Minnesota Vikings, Nov 24, 2016 ...1 more at 4.	Interceptions	1 vs. Arizona Cardinals, Sep 10, 2017 1 at New Orleans Saints, Dec 04, 2016
Passes Defensed	2 at Minnesota Vikings, Oct 01, 2017 2 vs. Arizona Cardinals, Sep 10, 2017	Interception Return Yards	35 vs. Arizona Cardinals, Sep 10, 2017 7 at New Orleans Saints, Dec 04, 2016
Forced Fumbles	1 at New Orleans Saints, Oct 15, 2017	Special Teams Tackles	2 at Cleveland Browns, Oct 31, 2021 2 at Green Bay Packers, Oct 03, 2021 ...11 more at 2.

SINGLE-GAME HIGHS - POSTSEASON: DEFENSIVE

Total Tackles	1 at Kansas City Chiefs, Jan 16, 2022 1 at Seattle Seahawks, Jan 07, 2017	Special Teams Tackles	2 at Kansas City Chiefs, Jan 16, 2022
Solo Tackles	1 at Seattle Seahawks, Jan 07, 2017		

2021 GAME-BY-GAME REGULAR-SEASON STATISTICS (STEELERS)

DATE	OPPONENT	P/S	TACKLES							INTERCEPTIONS					O. FUMB			ST			MISC		W/L	SCORE			
			TK	S	A	SK	YDS	TFL	YDS	QBH	NO	YDS	LG	TD	PD	FF	FR	TD	YDS	TK	S	A			FF	FR	S
09/12	at Bills	P	0	0	0	0.0	0.0	0	0	0	0	0	0	0	0	0	0	0	0	0	0	0	0	0	W	23-16	
09/19	Raiders	P	0	0	0	0.0	0.0	0	0	0	0	0	0	0	0	0	0	0	0	0	0	0	0	0	L	17-26	
09/26	Bengals	P	0	0	0	0.0	0.0	0	0	0	0	0	0	0	0	0	0	0	0	0	0	0	0	0	L	10-24	
10/03	at Packers	P	0	0	0	0.0	0.0	0	0	0	0	0	0	0	0	0	0	0	2	1	1	0	0	0	L	17-27	
10/10	Broncos	P	0	0	0	0.0	0.0	0	0	0	0	0	0	0	0	0	0	0	0	0	0	0	0	0	W	27-19	
10/17	Seahawks	P	0	0	0	0.0	0.0	0	0	0	0	0	0	0	0	0	0	0	1	0	1	0	0	0	W	23-20+	
10/31	at Browns	P	0	0	0	0.0	0.0	0	0	0	0	0	0	0	0	0	0	0	2	2	0	0	0	0	W	15-10	
11/08	Bears	P	0	0	0	0.0	0.0	0	0	0	0	0	0	0	0	0	0	0	0	0	0	0	0	0	W	29-27	
11/14	Lions	P	1	1	0	0.0	0.0	0	0	0	0	0	0	0	0	0	0	0	0	0	0	0	0	0	T	16-16	
11/21	at Chargers	P	0	0	0	0.0	0.0	0	0	0	0	0	0	0	0	0	0	0	1	1	0	0	0	0	L	37-41	
11/28	at Bengals	P	0	0	0	0.0	0.0	0	0	0	0	0	0	0	0	0	0	0	0	0	0	0	0	0	L	10-41	
12/05	Ravens	P	0	0	0	0.0	0.0	0	0	0	0	0	0	0	0	0	0	0	1	0	1	0	0	0	W	20-19	
12/09	at Vikings	P	2	2	0	0.0	0.0	1	0	0	0	0	0	0	0	0	0	0	0	0	0	0	0	0	L	28-36	
12/19	Titans	P	1	1	0	0.0	0.0	0	0	0	0	0	0	0	0	0	0	0	0	0	0	0	0	0	W	19-13	
12/26	at Chiefs	P	0	0	0	0.0	0.0	0	0	0	0	0	0	0	0	0	0	0	0	0	0	0	0	0	L	10-36	
01/03	Browns	P	0	0	0	0.0	0.0	0	0	0	0	0	0	0	0	0	0	0	0	0	0	0	0	0	W	26-14	
01/09	at Ravens	P	2	1	1	0.0	0.0	0	0	0	0	0	0	0	0	0	0	0	0	0	0	0	0	0	W	16-13+	
2021 TOTALS		17-0	6	5	1	0.0	0.0	1	0	0	0	0	0	0	0	0	0	0	7	4	3	0	0	0	0	9-7-1	
+ - Overtime																											

2020 GAME-BY-GAME REGULAR-SEASON STATISTICS (LIONS)

DATE	OPPONENT	P/S	TACKLES							INTERCEPTIONS					O. FUMB.				ST				MISC		W/L	SCORE	
			TK	S	A	SK	YDS	TFL	YDS	QBH	NO	YDS	LG	TD	PD	FF	FR	TD	YDS	TK	S	A	FF	FR			S
09/13	Bears	P	0	0	0	0.0	0.0	0	0	0	0	0	0	0	0	0	0	0	0	0	0	0	0	0	0	L	23-27
09/20	at Packers	P	0	0	0	0.0	0.0	0	0	0	0	0	0	0	0	0	0	0	0	0	0	0	0	0	0	L	21-42
09/27	at Cardinals	P	0	0	0	0.0	0.0	0	0	0	0	0	0	0	0	0	0	0	0	1	1	0	0	0	0	W	26-23
10/04	Saints	P	0	0	0	0.0	0.0	0	0	0	0	0	0	0	0	0	0	0	2	2	0	0	0	0	0	L	29-35
10/18	at Jaguars	P	0	0	0	0.0	0.0	0	0	0	0	0	0	0	0	0	0	0	2	0	2	0	0	0	0	W	34-16
10/25	at Falcons									ON INACTIVE LIST																W	23-22
11/01	Colts	P	0	0	0	0.0	0.0	0	0	0	0	0	0	0	0	0	0	0	1	1	0	0	0	0	0	L	21-41
11/08	at Vikings	P	0	0	0	0.0	0.0	0	0	0	0	0	0	0	0	0	0	0	0	1	1	0	0	0	0	L	20-34
11/15	Football Team	P	0	0	0	0.0	0.0	0	0	0	0	0	0	0	0	0	0	0	0	1	1	0	0	0	0	W	30-27
11/22	at Panthers	P	0	0	0	0.0	0.0	0	0	0	0	0	0	0	0	0	0	0	0	1	1	0	0	0	0	L	0-20
11/26	Texans	P	0	0	0	0.0	0.0	0	0	0	0	0	0	0	0	0	0	0	0	0	0	0	0	0	0	L	25-41
12/06	at Bears	P	0	0	0	0.0	0.0	0	0	0	0	0	0	0	0	0	0	0	0	1	1	0	0	0	0	W	34-30
12/13	Packers	P	0	0	0	0.0	0.0	0	0	0	0	0	0	0	0	0	0	0	0	0	0	0	0	0	0	L	24-31
12/20	at Titans	P	0	0	0	0.0	0.0	0	0	0	0	0	0	0	0	0	0	0	0	1	1	0	0	0	0	L	25-46
12/26	Buccaneers	P	0	0	0	0.0	0.0	0	0	0	0	0	0	0	0	0	0	0	0	1	1	0	0	0	0	L	7-47
01/03	Vikings	P	0	0	0	0.0	0.0	0	0	0	0	0	0	0	0	0	0	0	0	0	0	0	0	0	0	L	35-37
2020 TOTALS		15-0	0	0	0	0.0	0.0	0	0	0	0	0	0	0	0	0	0	0	12	10	2	0	0	0	0	5-11	

2019 GAME-BY-GAME REGULAR-SEASON STATISTICS (LIONS)

DATE	OPPONENT	P/S	TACKLES							INTERCEPTIONS				O. FUMB.				ST				MISC		W/L	SCORE			
			TK	S	A	SK	YDS	TFL	YDS	QBH	NO	YDS	LG	TD	PD	FF	FR	TD	YDS	TK	S	A	FF			FR	S	A
09/08	at Cardinals	P	0	0	0	0.0	0.0	0	0	0	0	0	0	0	0	0	0	0	2	2	0	0	0	0	0	T	27-27+	
09/15	Chargers	P	0	0	0	0.0	0.0	0	0	0	0	0	0	0	0	0	0	0	0	0	0	0	0	0	0	W	13-10	
09/22	at Eagles	P	0	0	0	0.0	0.0	0	0	0	0	0	0	0	0	0	0	0	2	2	0	0	0	0	0	W	27-24	
09/29	Chiefs	P	0	0	0	0.0	0.0	0	0	0	0	0	0	0	0	0	0	0	0	0	0	0	0	0	0	L	30-34	
10/14	at Packers	P	0	0	0	0.0	0.0	0	0	0	0	0	0	0	0	0	0	0	1	1	0	0	0	0	0	L	22-23	
10/20	Vikings	P	0	0	0	0.0	0.0	0	0	0	0	0	0	0	0	0	0	0	2	2	0	0	0	0	0	L	30-42	
10/27	Giants	P	2	2	0	0.0	0.0	0	0	0	0	0	0	0	0	0	0	0	2	1	1	0	0	0	0	W	31-26	
11/03	at Raiders	P	0	0	0	0.0	0.0	0	0	0	0	0	0	0	0	0	0	0	1	1	0	0	0	0	0	L	24-31	
11/10	at Bears										INACTIVE																L	13-20
11/17	Cowboys	P	0	0	0	0.0	0.0	0	0	0	0	0	0	0	0	0	0	0	1	1	0	0	0	0	0	L	27-35	
11/24	at Redskins	P	0	0	0	0.0	0.0	0	0	0	0	0	0	0	0	0	0	0	0	0	0	0	0	0	0	L	16-19	
11/28	Bears	P	0	0	0	0.0	0.0	0	0	0	0	0	0	0	0	0	0	0	1	1	0	0	0	0	0	L	20-24	
12/08	at Vikings	P	0	0	0	0.0	0.0	0	0	0	0	0	0	0	0	0	0	0	0	0	0	0	0	0	0	L	7-20	
12/15	Buccaneers	P	0	0	0	0.0	0.0	0	0	0	0	0	0	0	0	0	0	0	1	1	0	0	0	0	0	L	17-38	
12/22	at Broncos	P	0	0	0	0.0	0.0	0	0	0	0	0	0	0	0	0	0	0	1	0	1	0	0	0	0	L	17-27	
12/29	Packers	S	3	3	0	0.0	0.0	0	0	0	0	0	0	0	0	0	0	0	1	1	0	0	0	0	0	L	20-23	
2019 TOTALS		15-1	5	5	0	0.0	0.0	0	0	0	0	0	0	0	0	0	0	0	15	13	2	0	0	0	0	3-12-1		
+ Overtime																												

2018 GAME-BY-GAME REGULAR-SEASON STATISTICS (LIONS)


DATE	OPPONENT	P/S	TACKLES							INTERCEPTIONS				O. FUMB.				ST				MISC		W/L	SCORE		
			TK	S	A	SK	YDS	TFL	YDS	QBH	NO	YDS	LG	TD	PD	FF	FR	TD	YDS	TK	S	A	FF			FR	S
09/10	Jets	P	0	0	0	0.0	0.0	0	0	0	0	0	0	0	0	0	0	0	0	0	0	0	0	0	0	L	17-48
09/16	at 49ers	P	0	0	0	0.0	0.0	0	0	0	0	0	0	0	0	0	0	0	0	0	0	0	0	0	0	L	27-30
09/23	Patriots	P	0	0	0	0.0	0.0	0	0	0	0	0	0	0	0	0	0	0	1	1	0	0	0	0	0	W	26-10
09/30	at Cowboys	P	0	0	0	0.0	0.0	0	0	0	0	0	0	0	0	0	0	0	0	0	0	0	0	0	0	L	24-26
10/07	Packers	P	0	0	0	0.0	0.0	0	0	0	0	0	0	0	0	0	0	0	0	0	0	0	0	0	0	W	31-23
10/21	at Dolphins	P	0	0	0	0.0	0.0	0	0	0	0	0	0	0	0	0	0	0	1	0	1	0	0	0	0	W	32-21
10/28	Seahawks	P	0	0	0	0.0	0.0	0	0	0	0	0	0	0	0	0	0	0	0	0	0	0	0	0	0	L	14-28
11/04	at Vikings	P	0	0	0	0.0	0.0	0	0	0	0	0	0	0	0	0	0	0	1	0	1	0	0	0	0	L	9-24
11/11	at Bears	P	0	0	0	0.0	0.0	0	0	0	0	0	0	0	0	0	0	0	0	0	0	0	0	0	0	L	22-34
11/18	Panthers	P	0	0	0	0.0	0.0	0	0	0	0	0	0	0	0	0	0	0	0	0	0	0	0	0	0	W	20-19
11/22	Bears	P	0	0	0	0.0	0.0	0	0	0	0	0	0	0	0	0	0	0	0	0	0	0	0	0	0	L	16-23
12/02	Rams	P	0	0	0	0.0	0.0	0	0	0	0	0	0	0	0	0	0	0	2	2	0	0	0	0	0	L	16-30
12/09	at Cardinals	P	0	0	0	0.0	0.0	0	0	0	0	0	0	0	0	0	0	0	0	0	0	0	0	0	0	W	17-3
12/16	at Bills	P	0	0	0	0.0	0.0	0	0	0	0	0	0	0	0	0	0	0	0	0	0	0	0	0	0	L	13-14
12/23	Vikings	P	0	0	0	0.0	0.0	0	0	0	0	0	0	0	0	0	0	0	0	0	0	0	0	0	0	L	9-27
12/30	at Packers	P	0	0	0	0.0	0.0	0	0	0	0	0	0	0	0	0	0	0	2	2	0	0	0	0	0	W	31-0
2018 TOTALS			16-0	0	0	0	0.0	0.0	0	0	0	0	0	0	0	0	0	0	7	5	2	0	0	0	0	0	6-10

2017 GAME-BY-GAME REGULAR-SEASON STATISTICS (LIONS)

DATE	OPPONENT	P/S	TACKLES							INTERCEPTIONS					O. FUMB.			ST			MISC		W/L	SCORE				
			TK	S	A	SK	YDS	TFL	YDS	QBH	NO	YDS	LG	TD	PD	FF	FR	TD	YDS	TK	S	A			FF	FR	S	A
09/10	Cardinals	P	2	2	0	0.0	0.0	1	4	0	1	35	35	1	2	0	0	0	0	1	1	0	0	0	0	0	W	35:23
09/18	at Giants	P	4	3	1	0.0	0.0	0	0	0	0	0	0	1	1	0	0	0	0	0	0	0	0	0	0	0	W	24:10
09/24	Falcons	S	8	7	1	0.0	0.0	0	0	0	0	0	0	0	0	0	0	0	0	1	1	0	0	0	0	0	L	26:30
10/01	at Vikings	S	3	3	0	0.0	0.0	0	0	0	0	0	0	0	2	0	0	0	0	0	0	0	0	0	0	0	W	14:7
10/08	Panthers	S	2	1	1	0.0	0.0	0	0	0	0	0	0	0	0	0	0	0	0	0	0	0	0	0	0	0	L	24:27
10/15	at Saints	P	2	1	1	0.0	0.0	0	0	0	0	0	0	0	0	1	0	0	0	0	0	0	0	0	0	0	L	38:52
10/29	Steelers	P	2	2	0	0.0	0.0	0	0	0	0	0	0	0	0	0	0	0	0	0	0	0	0	0	0	0	L	15:20
11/06	at Packers	P	1	1	0	0.0	0.0	0	0	0	0	0	0	0	0	0	0	0	0	1	1	0	0	0	0	0	W	30:17
11/12	Browns	P	1	1	0	0.0	0.0	0	0	0	0	0	0	0	0	0	0	0	0	0	0	0	0	0	0	0	W	38:24
11/19	at Bears	P	1	1	0	0.0	0.0	0	0	0	0	0	0	0	0	0	0	0	0	0	0	0	0	0	0	0	W	27:24
11/23	Vikings	P	2	2	0	0.0	0.0	0	0	1	0	0	0	0	0	0	0	0	0	1	1	0	0	0	0	0	L	23:30
12/03	at Ravens	P	3	1	2	0.0	0.0	0	0	0	0	0	0	0	0	0	0	0	0	0	0	0	0	0	0	0	L	20:44
12/10	at Buccaneers	P	0	0	0	0.0	0.0	0	0	0	0	0	0	0	0	0	0	0	0	1	1	0	0	0	0	0	W	24:21
12/16	Bears	P	0	0	0	0.0	0.0	0	0	0	0	0	0	0	0	0	0	0	0	0	0	0	0	0	0	0	W	20:10
12/24	at Bengals	P	0	0	0	0.0	0.0	0	0	0	0	0	0	0	0	0	0	0	0	0	0	0	0	0	0	0	L	17:26
12/31	Packers	P	0	0	0	0.0	0.0	0	0	0	0	0	0	0	0	0	0	0	0	2	2	0	0	0	0	0	W	35:11
2017 TOTALS			16-3	31	25	6	0.0	0.0	1	4	1	1	35	35T	1	5	1	0	0	0	7	7	0	0	0	0	0	9-7

2016 GAME-BY-GAME REGULAR-SEASON STATISTICS (LIONS)

DATE	OPPONENT	P/S	TACKLES							INTERCEPTIONS				O. FUMB			ST			MISC		W/L	SCORE					
			TK	S	A	SK	YDS	TFL	YDS	QBH	NO	YDS	LG	TD	PD	FF	FR	TD	YDS	TK	S			A	FF	FR	S	A
09/11	at Colts	P	0	0	0	0.0	0.0	0	0	0	0	0	0	0	0	0	0	0	0	0	0	0	0	0	W	39-35		
09/18	Titans	P	0	0	0	0.0	0.0	0	0	0	0	0	0	0	0	0	0	0	0	0	0	0	0	0	L	15-16		
09/25	at Packers	P	0	0	0	0.0	0.0	0	0	0	0	0	0	0	0	0	0	0	0	0	0	0	0	0	L	27-34		
10/02	at Bears	P	1	1	0	0.0	0.0	0	0	0	0	0	0	0	0	0	0	0	0	0	0	0	0	0	L	14-17		
10/09	Eagles	P	0	0	0	0.0	0.0	0	0	0	0	0	0	0	0	0	0	0	0	0	0	0	0	0	W	24-23		
10/16	Rams	P	0	0	0	0.0	0.0	0	0	0	0	0	0	0	0	0	0	0	0	0	0	0	0	0	W	31-28		
10/23	Redskins	P	1	0	1	0.0	0.0	0	0	0	0	0	0	0	0	0	0	0	0	0	0	0	0	0	W	20-17		
10/30	at Texans	P	2	1	1	0.0	0.0	0	0	0	0	0	0	0	0	0	0	0	2	2	0	0	0	0	L	13-20		
11/06	at Vikings	P	0	0	0	0.0	0.0	0	0	0	0	0	0	0	0	0	0	0	2	2	0	0	0	0	W	22-16+		
11/20	Jaguars	P	5	4	1	0.0	0.0	0	0	0	0	0	0	0	0	0	0	0	0	0	0	0	0	0	W	26-19		
11/24	Vikings	P	4	4	0	0.0	0.0	0	0	0	0	0	0	0	0	0	0	0	1	1	0	0	0	0	W	16-13		
12/04	at Saints	P	2	2	0	0.0	0.0	0	0	0	1	7	7	0	1	0	0	0	1	1	0	0	0	0	W	28-13		
12/11	Bears	P	0	0	0	0.0	0.0	0	0	0	0	0	0	0	0	0	0	0	0	0	0	0	0	0	W	20-17		
12/18	at Giants	P	1	0	1	0.0	0.0	0	0	0	0	0	0	0	0	0	0	0	1	1	0	0	0	0	L	6-17		
12/26	at Cowboys	P	0	0	0	0.0	0.0	0	0	0	0	0	0	0	0	0	0	0	1	1	0	0	0	0	L	21-42		
01/01	Packers	P	4	3	1	0.0	0.0	0	0	0	0	0	0	0	0	0	0	0	0	0	0	0	0	0	L	24-31		
2016 TOTALS		16-0	20	15	5	0.0	0.0	0	0	0	1	7	7	0	1	0	0	0	8	8	0	0	0	0	0	9-7		
+ - Overtime																												



46

CHRISTIAN KUNTZ

LONG SNAPPER

HEIGHT: 6-1
WEIGHT: 228
COLLEGE: Duquesne
BORN: April 13, 1984

BIRTHPLACE: Pittsburgh, PA
HOW ACQUIRED: FA '20
NFL EXPERIENCE: 2nd year

CHRISTIAN KUNTZ'S NFL REGULAR SEASON STATISTICS

DATE	TEAM	GP
2021	Steelers	17
NFL TOTALS		17

CHRISTIAN KUNTZ'S NFL POSTSEASON STATISTICS

DATE	TEAM	GP
2021	Steelers	1
NFL TOTALS		1

CHRISTIAN KUNTZ'S NFL REGULAR SEASON DEFENSIVE STATISTICS

DATE	TEAM	GP	GS	TK	TACKLES								INTERCEPTIONS				O. FUMB			ST				MISC	
					S	A	TFL	YDS	SK	YDS	QBH	NO	YDS	LG	TD	PD	FF	FR	TD	YDS	TK	S	A	FF	FR
2021	Steelers	17	0	0	0	0	0	0	0.0	0.0	0	0	0	0	0	0	0	0	2	2	0	0	0	0	
NFL TOTALS		17	0	0	0	0	0	0	0.0	0.0	0	0	0	0	0	0	0	0	2	2	0	0	0	0	

CHRISTIAN KUNTZ'S NFL POSTSEASON DEFENSIVE STATISTICS

DATE	TEAM	GP	GS	TACKLES								INTERCEPTIONS				O. FUMB			ST				MISC		
				TK	S	A	TFL	YDS	SK	YDS	QBH	NO	YDS	LG	TD	PD	FF	FR	TD	YDS	TK	S	A	FF	FR
2021	Steelers	1	0	0	0	0	0	0	0.0	0.0	0	0	0	0	0	0	0	0	0	0	0	0	0	0	0
NFL TOTALS		1	0	0	0	0	0	0	0.0	0.0	0	0	0	0	0	0	0	0	0	0	0	0	0	0	0

SINGLE-GAME HIGHS: DEFENSIVE

- Special Teams Tackles
- 1 vs. Denver Broncos, Oct 10, 2021
1 at Green Bay Packers, Oct 03, 2021


2021 GAME-BY-GAME REGULAR-SEASON STATISTICS (STEELERS)

DATE	OPPONENT	P/S	TACKLES							INTERCEPTIONS					O. FUMB			ST			MISC		SCORE				
			TK	S	A	SK	YDS	TFL	YDS	QBH	NO	YDS	LG	TD	PD	FF	FR	TD	YDS	TK	S	A		FF	FR	S	A
09/12	at Bills	P	0	0	0	0.0	0.0	0	0	0	0	0	0	0	0	0	0	0	0	0	0	0	0	0	W	23-16	
09/19	Raiders	P	0	0	0	0.0	0.0	0	0	0	0	0	0	0	0	0	0	0	0	0	0	0	0	0	L	17-26	
09/26	Bengals	P	0	0	0	0.0	0.0	0	0	0	0	0	0	0	0	0	0	0	0	0	0	0	0	0	L	10-24	
10/03	at Packers	P	0	0	0	0.0	0.0	0	0	0	0	0	0	0	0	0	0	0	1	1	0	0	0	0	L	17-27	
10/10	Broncos	P	0	0	0	0.0	0.0	0	0	0	0	0	0	0	0	0	0	0	1	1	0	0	0	0	W	27-19	
10/17	Seahawks	P	0	0	0	0.0	0.0	0	0	0	0	0	0	0	0	0	0	0	0	0	0	0	0	0	W	23-20+	
10/31	at Browns	P	0	0	0	0.0	0.0	0	0	0	0	0	0	0	0	0	0	0	0	0	0	0	0	0	W	15-10	
11/08	Bears	P	0	0	0	0.0	0.0	0	0	0	0	0	0	0	0	0	0	0	0	0	0	0	0	0	W	29-27	
11/14	Lions	P	0	0	0	0.0	0.0	0	0	0	0	0	0	0	0	0	0	0	0	0	0	0	0	0	T	16-16	
11/21	at Chargers	P	0	0	0	0.0	0.0	0	0	0	0	0	0	0	0	0	0	0	0	0	0	0	0	0	L	37-41	
11/28	at Bengals	P	0	0	0	0.0	0.0	0	0	0	0	0	0	0	0	0	0	0	0	0	0	0	0	0	L	10-41	
12/05	Ravens	P	0	0	0	0.0	0.0	0	0	0	0	0	0	0	0	0	0	0	0	0	0	0	0	0	W	20-19	
12/09	at Vikings	P	0	0	0	0.0	0.0	0	0	0	0	0	0	0	0	0	0	0	0	0	0	0	0	0	L	28-36	
12/19	Titans	P	0	0	0	0.0	0.0	0	0	0	0	0	0	0	0	0	0	0	0	0	0	0	0	0	W	19-13	
12/26	at Chiefs	P	0	0	0	0.0	0.0	0	0	0	0	0	0	0	0	0	0	0	0	0	0	0	0	0	L	10-36	
01/03	Browns	P	0	0	0	0.0	0.0	0	0	0	0	0	0	0	0	0	0	0	0	0	0	0	0	0	W	26-14	
01/09	at Ravens	P	0	0	0	0.0	0.0	0	0	0	0	0	0	0	0	0	0	0	0	0	0	0	0	0	W	16-13+	
2021 TOTALS		17-0	0	0	0	0.0	0.0	0	0	0	0	0	0	0	0	0	0	0	2	2	0	0	0	0	9-7-1		
+ - Overtime																											

+ - Overtime

2021 GAME-BY-GAME POSTSEASON STATISTICS (STEELERS)

DATE	OPPONENT	P/S	TACKLES							INTERCEPTIONS				O. FUMB			ST				MISC					
			TK	S	A	SK	YDS	TFL	YDS	QBH	NO	YDS	LG	TD	PD	FF	FR	TD	YDS	TK	S	A	FF	FR	S	A
01/16	at Chiefs	P	0	0	0	0.0	0.0	0	0	0	0	0	0	0	0	0	0	0	0	0	0	0	0	0	L	21-42
2021 TOTALS			1-0	0	0	0.0	0.0	0	0	0	0	0	0	0	0	0	0	0	0	0	0	0	0	0	0-1	



98

DEMARVIN LEAL

DEFENSIVE END

HEIGHT: 6-4

WEIGHT: 290


COLLEGE: Texas A&M


BORN: July 1, 2000

BIRTHPLACE: San Antonio, TX

HOW ACQUIRED: D3 '22

NFL EXPERIENCE: R





92

ISAIAHH LOUDERMILK
DEFENSIVE END

HEIGHT: 6-7
WEIGHT: 293
COLLEGE: Wisconsin
BORN: October 10, 1997

BIRTHPLACE: Howard, KS
HOW ACQUIRED: 05/21
NFL EXPERIENCE: 2nd year

ISAIAHH LOUDERMILK'S NFL REGULAR SEASON DEFENSIVE STATISTICS																											
DATE	TEAM	GP	GS	TACKLES							QBH	INTERCEPTIONS					O. FUMB				ST				MISC		
				TK	S	A	TFL	YDS	SK	YDS		NO	YDS	LG	TD	PD	FF	FR	TD	YDS	TK	S	A	FF	FR	S	A
2021	Steelers	15	2	23	16	7	0	0	1.0	0.0	0	0	0	0	0	3	0	0	0	0	0	0	0	0	0	0	
NFL TOTALS		15	2	23	16	7	0	0	1.0	0.0	0	0	0	0	0	3	0	0	0	0	0	0	0	0	0	0	

ISAIAHH LOUDERMILK'S NFL POSTSEASON DEFENSIVE STATISTICS																												
DATE	TEAM	GP	GS	TACKLES							QBH	INTERCEPTIONS					O. FUMB					ST					MISC	
				TK	S	A	TFL	YDS	SK	YDS		NO	YDS	LG	TD	PD	FF	FR	TD	YDS	TK	S	A	FF	FR	S	A	
2021	Steelers	1	0	3	1	2	0	0	0.0	0.0	0	0	0	0	0	0	0	0	0	0	0	0	0	0	0	0		
NFL TOTALS		1	0	3	1	2	0	0	0.0	0.0	0	0	0	0	0	0	0	0	0	0	0	0	0	0	0	0		

SINGLE-GAME HIGHS: DEFENSIVE


- Total Tackles6 at Kansas City Chiefs, Dec 26, 2021
4 vs. Tennessee Titans, Dec 19, 2021
- Solo Tackles4 vs. Tennessee Titans, Dec 19, 2021
3 at Kansas City Chiefs, Dec 26, 2021
- Sacks1.0 at Cleveland Browns, Oct 31, 2021
- Passes Defended1 vs. Cleveland Browns, Jan 03, 2022
1 at Cincinnati Bengals, Nov 28, 2021
...1 more at 1.

SINGLE-GAME HIGHS - POSTSEASON: DEFENSIVE

- Total Tackles3 at Kansas City Chiefs, Jan 16, 2022
- Solo Tackles1 at Kansas City Chiefs, Jan 16, 2022

2021 GAME-BY-GAME REGULAR-SEASON STATISTICS (STEELERS)

DATE	OPPONENT	P/S	TACKLES					QBH	INTERCEPTIONS					O. FUMB					ST					MISC		W/L	SCORE
			TK	S	A	SK	YDS	TFL	YDS	NO	YDS	LG	TD	PD	FF	FR	TD	YDS	TK	S	A	FF	FR	S	A		
09/12	at Bills									ON INACTIVE LIST																W	23-16
09/19	Raiders	P	1	0	1	0.0	0.0	0	0	0	0	0	0	0	0	0	0	0	0	0	0	0	0	0	0	L	17-26
09/26	Bengals	P	1	1	0	0.0	0.0	0	0	0	0	0	0	0	0	0	0	0	0	0	0	0	0	0	0	L	10-24
10/03	at Packers	P	0	0	0	0.0	0.0	0	0	0	0	0	0	1	0	0	0	0	0	0	0	0	0	0	0	L	17-27
10/10	Broncos	P	0	0	0	0.0	0.0	0	0	0	0	0	0	0	0	0	0	0	0	0	0	0	0	0	0	W	27-19
10/17	Seahawks	P	1	1	0	0.0	0.0	0	0	0	0	0	0	0	0	0	0	0	0	0	0	0	0	0	0	W	23-20+
10/31	at Browns	P	2	2	0	1.0	0.0	0	0	0	0	0	0	0	0	0	0	0	0	0	0	0	0	0	0	W	15-10
11/08	Bears	P	0	0	0	0.0	0.0	0	0	0	0	0	0	0	0	0	0	0	0	0	0	0	0	0	0	W	29-27
11/14	Lions	P	2	2	0	0.0	0.0	0	0	0	0	0	0	0	0	0	0	0	0	0	0	0	0	0	0	T	16-16
11/21	at Chargers									ON INACTIVE LIST																L	37-41
11/28	at Bengals	P	1	0	1	0.0	0.0	0	0	0	0	0	0	1	0	0	0	0	0	0	0	0	0	0	0	L	10-41
12/05	Ravens	P	1	1	0	0.0	0.0	0	0	0	0	0	0	0	0	0	0	0	0	0	0	0	0	0	0	W	20-19
12/09	at Vikings	P	2	1	1	0.0	0.0	0	0	0	0	0	0	0	0	0	0	0	0	0	0	0	0	0	0	L	28-36
12/19	Titans	P	4	4	0	0.0	0.0	0	0	0	0	0	0	0	0	0	0	0	0	0	0	0	0	0	0	W	19-13
12/26	at Chiefs	S	6	3	3	0.0	0.0	0	0	0	0	0	0	0	0	0	0	0	0	0	0	0	0	0	0	L	10-36
01/03	Browns	S	1	0	1	0.0	0.0	0	0	0	0	0	0	1	0	0	0	0	0	0	0	0	0	0	0	W	26-14
01/09	at Ravens	P	1	1	0	0.0	0.0	0	0	0	0	0	0	0	0	0	0	0	0	0	0	0	0	0	0	W	16-13+
2021 TOTALS		15-2	23	16	7	1.0	0.0	0	0	0	0	0	0	3	0	0	0	0	0	0	0	0	0	0	0	9-7-1	
+/- Overtime																											



35

(Inch-LEFT)

ARTHUR MAULET

CORNERBACK

HEIGHT: 5-10

WEIGHT: 190


COLLEGE: Memphis

BORN: July 13, 1993

BIRTHPLACE: New Orleans, LA

HOW ACQUIRED: FA '21

NFL EXPERIENCE: 6th year



ARTHUR MAULET'S NFL REGULAR SEASON DEFENSIVE STATISTICS

DATE	TEAM	GP	GS	TACKLES							INTERCEPTIONS					O. FUMB			ST			MISC					
				TK	S	A	TFL	YDS	SK	YDS	QBH	NO	YDS	LG	TD	PD	FF	FR	TD	YDS	TK	S	A	FF	FR	S	A
2017	Saints	6	0	0	0	0	0	0.0	0.0	0	0	0	0	0	0	0	0	0	1	1	0	0	0	0	0		
2018	Colts	5	1	9	6	3	0	0.0	0.0	0	0	0	0	0	0	0	0	0	0	0	0	0	0	0	0		
2019	Jets	12	6	37	25	12	5	11	0.0	0.0	0	1	13	13	0	2	0	0	1	1	0	0	0	0	1	0	
2020	Jets	11	5	23	19	4	0	0	1.0	3.0	1	1	20	20	0	5	0	0	0	0	1	2	0	0	0	0	
2021	Steelers	16	2	46	37	9	5	15	0.0	0.0	2	0	0	0	0	1	1	0	0	0	1	1	0	0	0	0	
NFL TOTALS		50	14	115	87	28	10	26	1.0	3.0	3	2	33	20	0	8	1	0	1	0	9	7	2	0	1	0	0

ARTHUR MAULET'S NFL POSTSEASON DEFENSIVE STATISTICS

DATE	TEAM	GP	GS	TACKLES								INTERCEPTIONS				O. FUMB				ST				MISC		
				TK	S	A	TFL	YDS	SK	YDS	QBH	NO	YDS	LG	TD	PD	FF	FR	TD	YDS	TK	S	A	FF	FR	S
2017	Saints	2	0	0	0	0	0	0.0	0.0	0	0	0	0	0	0	0	0	0	0	0	0	0	0	0	0	0
2021	Steelers	1	0	0	0	0	0	0.0	0.0	0	0	0	0	0	0	0	0	0	1	0	1	0	0	0	0	0
NFL TOTALS		3	0	0	0	0	0	0.0	0.0	0	0	0	0	0	0	0	0	0	1	0	1	0	0	0	0	0

SINGLE-GAME HIGHS: DEFENSIVE

- Total Tackles

8 vs. Pittsburgh Steelers, Dec 22, 2019

7 at Buffalo Bills, Dec 29, 2019

...1 more at 7.
- Solo Tackles

6 at Buffalo Bills, Dec 29, 2019

5 vs. Tennessee Titans, Dec 19, 2021

...2 more at 5.
- Passes Defensed

3 vs. Cleveland Browns, Dec 27, 2020

1 vs. Denver Broncos, Oct 10, 2021

...4 more at 1.
- Forced Fumbles

1 vs. Tennessee Titans, Dec 19, 2021
- Tackles For Loss

3 vs. Oakland Raiders, Nov 24, 2019

2 at Green Bay Packers, Oct 03, 2021

...1 more at 2.
- Interceptions

1 vs. Las Vegas Raiders, Dec 06, 2020

1 at Buffalo Bills, Dec 29, 2019

20 vs. Las Vegas Raiders, Dec 06, 2020

13 at Buffalo Bills, Dec 29, 2019

2 at Seattle Seahawks, Dec 13, 2020

1 at Buffalo Bills, Sep 12, 2021

...6 more at 1.
- Interception Return Yards

20 vs. Las Vegas Raiders, Dec 06, 2020
- Special Teams Tackles

1 at Buffalo Bills, Sep 12, 2021
- Special Teams Fumble Recoveries

1 at New England Patriots, Sep 22, 2019

SINGLE-GAME HIGHS - POSTSEASON: DEFENSIVE

- Special Teams Tackles

1 at Kansas City Chiefs, Jan 16, 2022

2021 GAME-BY-GAME REGULAR-SEASON STATISTICS (STEELERS)

DATE	OPPONENT	P/S	TACKLES							INTERCEPTIONS					O. FUMB			ST			MISC		W/L	SCORE			
			TK	S	A	SK	YDS	TFL	YDS	QBH	NO	YDS	LG	TD	PD	FF	FR	TD	YDS	TK	S	A			FF	R	S
09/12	at Bills	P	2	1	1	0.0	0.0	0	0	0	0	0	0	0	0	0	0	0	1	1	0	0	0	0	W	23-16	
09/19	Raiders	P	0	0	0	0.0	0.0	0	0	0	0	0	0	0	0	0	0	0	0	0	0	0	0	0	L	17-26	
09/26	Bengals	P	2	2	0	0.0	0.0	1	2	0	0	0	0	0	0	0	0	0	0	0	0	0	0	0	L	10-24	
10/03	at Packers	P	4	3	1	0.0	0.0	2	5	0	0	0	0	0	0	0	0	0	0	0	0	0	0	0	L	17-27	
10/10	Broncos	S	2	1	1	0.0	0.0	0	0	0	0	0	0	1	0	0	0	0	0	0	0	0	0	0	W	27-19	
10/17	Seahawks	P	3	3	0	0.0	0.0	1	3	0	0	0	0	0	0	0	0	0	0	0	0	0	0	0	W	23-20+	
10/31	at Browns	P	4	3	1	0.0	0.0	0	0	0	0	0	0	0	0	0	0	0	0	0	0	0	0	0	W	15-10	
11/08	Bears	P	4	4	0	0.0	0.0	0	0	0	0	0	0	0	0	0	0	0	0	0	0	0	0	0	W	29-27	
11/14	Lions	P	0	0	0	0.0	0.0	0	0	0	0	0	0	0	0	0	0	0	0	0	0	0	0	0	T	16-16	
11/21	at Chargers	P	3	3	0	0.0	0.0	0	0	1	0	0	0	0	0	0	0	0	0	0	0	0	0	0	L	37-41	
11/28	at Bengals	P	6	3	3	0.0	0.0	0	0	0	0	0	0	0	0	0	0	0	0	0	0	0	0	0	L	10-41	
12/05	Ravens	P	2	1	1	0.0	0.0	0	0	0	0	0	0	0	0	0	0	0	0	0	0	0	0	0	W	20-19	
12/09	at Vikings	P	1	1	0	0.0	0.0	0	0	0	0	0	0	0	0	0	0	0	0	0	0	0	0	0	L	28-36	
12/19	Titans	P	5	5	0	0.0	0.0	0	0	0	0	0	0	0	1	0	0	0	0	0	0	0	0	0	W	19-13	
12/26	at Chiefs	S	4	3	1	0.0	0.0	0	0	0	0	0	0	0	0	0	0	0	0	0	0	0	0	0	L	10-36	
01/03	Browns									RESERVE/COVID-19														W	26-14		
01/09	at Ravens	P	4	4	0	0.0	0.0	1	5	1	0	0	0	0	0	0	0	0	0	0	0	0	0	0	W	16-13+	
2021 TOTALS		16-2	46	37	9	0.0	0.0	5	15	2	0	0	0	0	1	1	0	0	0	0	0	0	0	0	9-7-1		
+ : Overtime																											


+ - Overtime

DATE	OPPONENT	P/S	TACKLES							INTERCEPTIONS					O. FUMB				ST				MISC		W/L	SCORE	
			TK	S	A	SK	YDS	TFL	YDS	QBH	NO	YDS	LG	TD	PD	FF	FR	TD	YDS	TK	S	A	FF	FR	S	A	
09/13	at Bills	P	0	0	0	0.0	0.0	0	0	0	0	0	0	0	0	0	0	0	0	0	0	0	0	0	0	L	17-27
09/20	at 49ers	P	0	0	0	0.0	0.0	0	0	0	0	0	0	0	0	0	0	0	0	1	0	1	0	0	0	L	13-31
09/27	at Colts																									L	7-36
10/01	Broncos																									L	28-37
10/11	Cardinals																									L	10-30
11/22	at Chargers																									L	28-34
10/25	Bills																									L	10-18
11/01	at Chiefs																									L	9-35
11/09	Patriots																									L	27-30
11/29	Dolphins	S	5	4	1	0.0	0.0	0	0	0	0	0	0	0	1	0	0	0	0	0	0	0	0	0	0	L	3-20
12/06	Raiders	S	0	0	0	0.0	0.0	0	0	0	1	20	20	0	1	0	0	0	0	1	1	1	0	0	0	L	28-31
12/13	at Seahawks	P	3	3	0	0.0	0.0	0	0	0	0	0	0	0	0	0	0	0	0	2	1	1	0	0	0	L	3-40
12/20	at Rams	S	2	2	0	0.0	0.0	0	0	0	0	0	0	0	0	0	0	0	0	0	0	0	0	0	0	W	23-20
12/27	Browns	S	5	4	1	0.0	0.0	0	0	0	0	0	0	0	3	0	0	0	0	0	0	0	0	0	0	W	23-16
01/03	at Patriots	S	2	1	1	0.0	0.0	0	0	0	0	0	0	0	0	0	0	0	0	0	0	0	0	0	0	L	14-28
2020 TOTALS		8-5	17	14	3	0.0	0.0	0	0	0	1	20	20	0	5	0	0	0	0	4	2	2	0	0	0	2-13	

DATE	OPPONENT	P/S	TACKLES						INTERCEPTIONS				O. FUMB			ST			MISC		W/L/T	SCORE				
			TK	S	A	SK	YDS	FLD	YDS	QBH	NO	YDS	LG	TD	PD	FF	FR	TD	YDS	TK			S	A	FF	FR
09/08	Bills	P	0	0	0	0.0	0.0	0	0	0	0	0	0	0	0	0	0	0	0	0	0	0	0	L	16-17	
09/16	Browns	P	0	0	0	0.0	0.0	0	0	0	0	0	0	0	0	0	0	0	0	0	0	0	0	L	3-23	
09/22	at Patriots	P	1	1	0	0.0	0.0	0	0	0	0	0	0	0	0	1	0	0	0	0	0	1	0	L	14-30	
10/06	at Eagles	P	0	0	0	0.0	0.0	0	0	0	0	0	0	0	0	0	0	1	1	0	0	0	0	L	6-31	
10/13	Cowboys	P	0	0	0	0.0	0.0	0	0	0	0	0	0	0	0	0	0	0	0	0	0	0	0	W	24-22	
10/21	Patriots		DID NOT PLAY						DID NOT PLAY																	
10/27	at Jaguars																									
11/03	at Dolphins	P	1	1	0	0.0	0.0	0	0	0	0	0	0	0	0	0	0	0	0	0	0	0	0	L	18-26	
11/10	Giants	S	5	3	2	0.0	0.0	0	0	0	0	0	0	0	0	0	0	0	0	0	0	0	0	W	34-27	
11/17	at Redskins	S	2	0	2	0.0	0.0	0	0	0	0	0	0	0	0	0	0	0	0	0	0	0	0	W	34-17	
11/24	Raiders	S	7	5	2	0.0	0.0	3	5	0	0	0	0	0	0	0	0	0	0	0	0	0	0	W	34-3	
12/01	at Bengals	S	6	5	1	0.0	0.0	0	0	0	0	0	0	1	0	0	0	0	0	0	0	0	0	L	6-22	
12/08	Dolphins		INACTIVE						INACTIVE																	
12/12	at Ravens																									
12/22	Steelers	S	8	4	4	0.0	0.0	0	0	0	0	0	0	0	0	0	0	0	0	0	0	0	0	W	16-10	
12/29	at Bills	S	7	6	1	0.0	0.0	2	6	1	13	13	0	1	0	0	0	0	0	0	0	0	0	W	13-6	
2019 TOTALS			12-6	37	25	12	0.0	0.0	5	11	0	1	13	13	0	2	0	0	1	0	1	1	0	0	7-9	

		TACKLES								INTERCEPTIONS				O. FUMB.				ST				MISC.							
DATE	OPPONENT	P/S	TK	S	A	SK	YDS	TFL	YDS	QBH	NO	YDS	LG	TD	PD	FF	FR	TD	YDS	TK	S	A	FF	FR	\$	A	W/L	SCORE	
09/09	Bengals																										L	23-34	
09/16	at Redskins																										W	21-9	
09/23	at Eagles																										L	16-20	
09/30	Texans	P	0	0	0	0.0	0.0	0	0	0	0	0	0	0	0	0	0	0	0	0	0	0	0	0	0	0	0	L	34-37+
10/04	at Patriots	S	5	2	3	0.0	0.0	0	0	0	0	0	0	0	0	0	0	0	0	0	0	0	0	0	0	0	0	L	24-38
10/14	at Jets																										L	34-42	
10/21	Bills																										W	37-5	
10/28	at Raiders	P	3	3	0	0.0	0.0	0	0	0	0	0	0	0	0	0	0	0	0	0	0	0	0	0	0	0	0	W	42-28
11/11	Jaguars	P	1	1	0	0.0	0.0	0	0	0	0	0	0	0	0	0	0	0	0	0	0	0	0	0	0	0	0	W	29-26
11/18	Titans	P	0	0	0	0.0	0.0	0	0	0	0	0	0	0	0	0	0	0	0	0	0	0	0	0	0	0	0	W	38-10
11/25	Dolphins																										W	27-24	
12/02	at Jaguars																										L	0-6	
12/09	at Texans																										W	24-21	
12/16	Cowboys																										W	23-0	
12/23	Giants																										W	28-27	
12/30	at Titans																										W	33-17	
2018 TOTALS		5-1	9	6	3	0.0	0.0	0	0	0	0	0	0	0	0	0	0	0	0	0	0	0	0	0	0	0	10-6		
+ Overtime																													

[illegible]



65

DAN MOORE JR.

OFFENSIVE TACKLE

HEIGHT: 6-5

WEIGHT: 315


COLLEGE: Texas A&M

BORN: September 28, 1998

BIRTHPLACE: Beaumont, TX

HOW ACQUIRED: D4a '21

NFL EXPERIENCE: 2nd year




DAN MOORE JR.'S NFL REGULAR SEASON STATISTICS

DATE	TEAM	GP	GS
2021	Steelers	16	16
NFL TOTALS		16	16

DAN MOORE JR.'S NFL POSTSEASON STATISTICS

DATE	TEAM	GP	GS
2021	Steelers	1	1
NFL TOTALS		1	1



21

TRE NORWOOD

DEFENSIVE BACK

HEIGHT: 6-0
WEIGHT: 194
COLLEGE: Oklahoma
BORN: April 19, 1999

BIRTHPLACE: Fort Smith, AR
HOW ACQUIRED: 07a 21
NFL EXPERIENCE: 2nd year

TRE NORWOOD'S NFL REGULAR SEASON DEFENSIVE STATISTICS

DATE	TEAM	GP	GS	TACKLES					QBH	INTERCEPTIONS					O. FUMB					ST					MISC	
				TK	S	A	TFL	YDS	SK	YDS	NO	YDS	LG	TD	PD	FF	FR	TD	YDS	TK	S	A	FF	FR	S	A
2021	Steelers	17	3	35	30	5	2	4	0.0	0.0	0	1	0	0	4	0	0	0	0	3	2	1	0	0	0	0
NFL TOTALS		17	3	35	30	5	2	4	0.0	0.0	0	1	0	0	4	0	0	0	0	3	2	1	0	0	0	0

TRE NORWOOD'S NFL POSTSEASON DEFENSIVE STATISTICS

DATE	TEAM	GP	GS	TACKLES					QBH	INTERCEPTIONS					O. FUMB					ST					MISC	
				TK	S	A	TFL	YDS	SK	YDS	NO	YDS	LG	TD	PD	FF	FR	TD	YDS	TK	S	A	FF	FR	S	A
2021	Steelers	1	0	2	0	2	0	0	0.0	0.0	0	0	0	0	2	0	0	0	0	0	0	0	0	0	0	0
NFL TOTALS		1	0	2	0	2	0	0	0.0	0.0	0	0	0	0	2	0	0	0	0	0	0	0	0	0	0	0

SINGLE-GAME HIGHS: DEFENSIVE

- Total Tackles7 at Los Angeles Chargers, Nov 21, 2021
- Solo Tackles6 at Los Angeles Chargers, Nov 21, 2021
- Passes Defensed2 vs. Detroit Lions, Nov 14, 2021
1 vs. Cleveland Browns, Jan 03, 2022
...1 more at 1.
- Tackles For Loss1 at Cincinnati Bengals, Nov 28, 2021
1 vs. Seattle Seahawks, Oct 17, 2021
- Interceptions1 vs. Cleveland Browns, Jan 03, 2022
- Special Teams Tackles1 at Baltimore Ravens, Jan 09, 2022
1 vs. Baltimore Ravens, Dec 05, 2021
...1 more at 1.

SINGLE-GAME HIGHS - POSTSEASON: DEFENSIVE

- Total Tackles2 at Kansas City Chiefs, Jan 16, 2022
- Passes Defensed2 at Kansas City Chiefs, Jan 16, 2022

2021 GAME-BY-GAME REGULAR-SEASON STATISTICS (STEELERS)

DATE	OPPONENT	P/S	TACKLES							INTERCEPTIONS					O. FUMB			ST			MISC		SCORE				
			TK	S	A	SK	YDS	TFL	YDS	QBH	NO	YDS	LG	TD	PD	FF	FR	TD	YDS	TK	S	A		FF	FR	S	A
09/12	at Bills	S	5	4	1	0.0	0.0	0	0	0	0	0	0	0	0	0	0	0	1	1	0	0	0	0	0	W	23-16
09/19	Raiders	P	1	1	0	0.0	0.0	0	0	0	0	0	0	0	0	0	0	0	0	0	0	0	0	0	0	L	17-26
09/26	Bengals	P	3	3	0	0.0	0.0	0	0	0	0	0	0	0	0	0	0	0	0	0	0	0	0	0	0	L	10-24
10/03	at Packers	P	0	0	0	0.0	0.0	0	0	0	0	0	0	0	0	0	0	0	0	0	0	0	0	0	0	L	17-27
10/10	Broncos	P	2	2	0	0.0	0.0	0	0	0	0	0	0	0	0	0	0	0	0	0	0	0	0	0	0	W	27-19
10/17	Seahawks	P	3	3	0	0.0	0.0	1	4	0	0	0	0	0	1	0	0	0	0	0	0	0	0	0	0	W	23-20+
10/31	at Browns	P	2	2	0	0.0	0.0	0	0	0	0	0	0	0	0	0	0	0	0	0	0	0	0	0	0	W	15-10
11/08	Bears	P	1	1	0	0.0	0.0	0	0	0	0	0	0	0	0	0	0	0	0	0	0	0	0	0	0	W	29-27
11/14	Lions	S	1	1	0	0.0	0.0	0	0	0	0	0	0	0	2	0	0	0	0	0	0	0	0	0	0	T	16-16
11/21	at Chargers	S	7	6	1	0.0	0.0	0	0	0	0	0	0	0	0	0	0	0	0	0	0	0	0	0	0	L	37-41
11/28	at Bengals	P	1	1	0	0.0	0.0	1	0	0	0	0	0	0	0	0	0	0	0	0	0	0	0	0	0	L	10-41
12/05	Ravens	P	3	1	2	0.0	0.0	0	0	0	0	0	0	0	0	0	0	0	1	0	1	0	0	0	0	W	20-19
12/09	at Vikings	P	1	1	0	0.0	0.0	0	0	0	0	0	0	0	0	0	0	0	0	0	0	0	0	0	0	L	28-36
12/19	Titans	P	1	1	0	0.0	0.0	0	0	0	0	0	0	0	0	0	0	0	0	0	0	0	0	0	0	W	19-13
12/26	at Chiefs	P	1	1	0	0.0	0.0	0	0	0	0	0	0	0	0	0	0	0	0	0	0	0	0	0	0	L	10-36
01/03	Browns	P	3	2	1	0.0	0.0	0	0	1	0	0	0	1	0	0	0	0	0	0	0	0	0	0	0	W	26-14
01/09	at Ravens	P	0	0	0	0.0	0.0	0	0	0	0	0	0	0	0	0	0	0	1	1	0	0	0	0	0	W	16-13+
2021 TOTALS			17-3	35	30	5	0.0	0.0	2	4	0	1	0	0	4	0	0	0	0	3	2	1	0	0	0	0	9-7-1
+- Overtime																											

+ - Overtime





LARRY OGUNJOBI

DEFENSIVE TACKLE

HEIGHT: 6-3
WEIGHT: 305
COLLEGE: Charlotte
BORN: June 3, 1994

BIRTHPLACE: Greensboro, NC
HOW ACQUIRED: FA '22
NFL EXPERIENCE: 6th year



COMMUNITY

- ✦ NFL Waterboys - Unites professional athletes and fans in support of a single shared cause: providing clean, accessible drinking water to communities in need.
- ✦ In March 2020, donated 100,00 meals to Greater Cleveland Food Bank
- ✦ 2018 and 2019 hosted Christmas shopping for youth
- ✦ Participated in Thanksgiving drives
- ✦ Lighthouse Youth Services - System of care for 0-24 to guide and trace progress over time (mental health service, youth housing, emergency shelter, community juvenile justice services, residential treatment and foster care and adoption)
- ✦ Freestore Foodbank - Provides meals to hungry children and families
- ✦ Hosts a youth football camp at former school Ragsdale High School
- ✦ Children's Camp in Guam in 2018 and 2020 with Zach Banner

LARRY OGUNJOBI'S NFL REGULAR SEASON DEFENSIVE STATISTICS

DATE	TEAM	GP	GS	TK	S	TACKLES						INTERCEPTIONS				O. FUMB				ST			MISC		
						A	TFL	YDS	SK	YDS	QBH	NO	YDS	LG	TD	PD	FF	FR	TD	YDS	TK	S	A	FF	FR
2017	Browns	14	1	32	17	15	4	21	1.0	7.0	3	0	0	0	0	0	0	0	0	0	0	0	0	0	
2018	Browns	16	16	52	33	19	10	53	5.5	51.5	15	0	0	0	0	1	0	0	0	0	0	0	0	0	
2019	Browns	15	15	50	35	15	10	55	5.5	40.0	13	0	0	0	0	1	0	0	0	0	0	0	0	0	
2020	Browns	15	15	46	23	23	5	15	2.5	18.0	6	0	0	0	0	1	0	0	0	0	0	0	0	0	
2021	Bengals	16	16	49	29	20	12	55	7.0	51.5	16	0	0	0	0	0	0	0	0	0	0	0	0	0	
NFL TOTALS		76	63	229	137	92	41	199	21.5	168.0	53	0	0	0	0	1	2	0	0	0	0	0	0	0	0

LARRY OGUNJOBI'S NFL POSTSEASON DEFENSIVE STATISTICS

DATE	TEAM	GP	GS	TACKLES								INTERCEPTIONS				O. FUMB				ST				MISC			
				TK	S	A	TFL	YDS	SK	YDS	QBH	NO	YDS	LG	TD	PD	FF	FR	TD	YDS	TK	S	A	FF	FR	S	A
2020	Browns	2	2	4	1	3	0	0	0.0	0.0	0	0	0	0	0	0	0	0	0	0	0	0	0	0			
2021	Bengals	1	1	0	0	0	0	0	0.0	0.0	0	0	0	0	0	1	0	11	0	0	0	0	0	0			
NFL TOTALS		3	3	4	1	3	0	0	0.0	0.0	0	0	0	0	0	1	0	11	0	0	0	0	0	0			

SINGLE-GAME HIGHS: DEFENSIVE

Total Tackles	9 vs. Cincinnati Bengals, Dec 08, 2019 8 vs. New York Jets, Sep 20, 2018	Passes Defensed	1 at Denver Broncos, Nov 03, 2019
Solo Tackles	5 at Baltimore Ravens, Oct 24, 2021 5 at Cincinnati Bengals, Dec 29, 2019	Forced Fumbles	1 at Baltimore Ravens, Sep 13, 2020 1 at Baltimore Ravens, Dec 30, 2018
Sacks	2.0 at New Orleans Saints, Sep 16, 2018 1.5 at Denver Broncos, Dec 19, 2021 ...1 more at 1.5.	Tackles For Loss	2 vs. San Francisco 49ers, Dec 12, 2021 2 at Baltimore Ravens, Oct 24, 2021 ...7 more at 2.

SINGLE-GAME HIGHS - POSTSEASON: DEFENSIVE

Total Tackles	3 at Pittsburgh Steelers, Jan 10, 2021 1 at Kansas City Chiefs, Jan 17, 2021	Fumble Recoveries	1 vs. Las Vegas Raiders, Jan 15, 2022
Solo Tackles	1 at Kansas City Chiefs, Jan 17, 2021	Longest Opponent's Fumble Return	11 vs. Las Vegas Raiders, Jan 15, 2022

2021 GAME-BY-GAME REGULAR-SEASON STATISTICS (BENGALS)

DATE	OPPONENT	P/S	TACKLES								INTERCEPTIONS				O. FUMB				ST				MISC		W/L	SCORE	
			TK	S	A	SK	YDS	TFL	YDS	QBH	NO	YDS	LG	TD	PD	FF	FR	TD	YDS	TK	S	A	FF	FR			S
09/12	Vikings	S	6	4	2	1.0	9.0	2	12	1	0	0	0	0	0	0	0	0	0	0	0	0	0	0	0	W	27-24
09/19	at Bears	S	4	1	3	0.0	0.0	1	5	0	0	0	0	0	0	0	0	0	0	0	0	0	0	0	0	L	17-20
09/26	at Steelers	S	3	2	1	0.0	0.0	1	0	0	0	0	0	0	0	0	0	0	0	0	0	0	0	0	0	W	24-10
09/30	Jaguars	S	3	2	1	0.0	0.0	0	0	0	0	0	0	0	0	0	0	0	0	0	0	0	0	0	0	W	24-21
10/10	Packers	S	0	0	0	0.0	0.0	0	0	0	0	0	0	0	0	0	0	0	0	0	0	0	0	0	0	L	22-25+
10/17	at Lions	S	3	2	1	0.0	0.0	0	0	0	0	0	0	0	0	0	0	0	0	0	0	0	0	0	0	W	34-11
10/24	at Ravens	S	6	5	1	1.5	5.5	2	5	2	0	0	0	0	0	0	0	0	0	0	0	0	0	0	0	W	41-17
10/31	at Jets	S	5	3	2	1.0	5.0	1	5	2	0	0	0	0	0	0	0	0	0	0	0	0	0	0	0	L	31-34
11/07	Browns	S	2	1	1	0.0	0.0	0	0	0	0	0	0	0	0	0	0	0	0	0	0	0	0	0	0	L	16-41
11/21	at Raiders	S	2	0	2	0.0	0.0	0	0	1	0	0	0	0	0	0	0	0	0	0	0	0	0	0	0	W	32-13
11/28	Steelers	S	1	1	0	0.0	0.0	0	0	1	0	0	0	0	0	0	0	0	0	0	0	0	0	0	0	W	41-10
12/05	Chargers	S	2	1	1	1.0	9.0	1	9	2	0	0	0	0	0	0	0	0	0	0	0	0	0	0	0	L	22-41
12/12	49ers	S	4	3	1	1.0	9.0	2	10	1	0	0	0	0	0	0	0	0	0	0	0	0	0	0	0	L	23-26+
12/19	at Broncos	S	4	1	3	1.5	14.0	1	9	3	0	0	0	0	0	0	0	0	0	0	0	0	0	0	0	W	15-10
12/26	Ravens	S	0	0	0	0.0	0.0	0	0	1	0	0	0	0	0	0	0	0	0	0	0	0	0	0	0	W	41-21
01/02	Chiefs	S	4	3	1	0.0	0.0	1	0	2	0	0	0	0	0	0	0	0	0	0	0	0	0	0	0	W	34-31
01/09	at Browns	S									DID NOT PLAY															L	16-21
2021 TOTALS		16-16	49	29	20	7.0	51.5	12	55	16	0	0	0	0	0	0	0	0	0	0	0	0	0	0	0	10-7	
+ Overtime																											

2020 GAME-BY-GAME REGULAR-SEASON STATISTICS (BROWNS)

DATE	OPPONENT	P/S	TACKLES							INTERCEPTIONS				O. FUMB			ST				MISC		W/L	SCORE			
			TK	S	A	SK	YDS	TFL	YDS	QBH	NO	YDS	LG	TD	PD	FF	FR	TD	YDS	TK	S	A			FF	FR	S
09/13	at Ravens	S	3	3	0	0.0	0.0	1	2	0	0	0	0	0	1	0	0	0	0	0	0	0	0	0	0	L	6-38
09/17	Bengals	S	1	0	1	0.0	0.0	0	0	0	0	0	0	0	0	0	0	0	0	0	0	0	0	0	W	35-30	
09/27	Football Team	S	4	2	2	0.0	0.0	1	0	0	0	0	0	0	0	0	0	0	0	0	0	0	0	0	0	W	34-20
10/04	at Cowboys	S	2	0	2	0.0	0.0	0	0	0	0	0	0	0	0	0	0	0	0	0	0	0	0	0	0	W	49-38
10/11	Colts		INACTIVE																			W	32-23				
10/18	at Steelers	S	5	4	1	0.0	0.0	1	3	0	0	0	0	0	0	0	0	0	0	0	0	0	0	0	0	L	7-38
10/25	at Bengals	S	4	2	2	0.0	0.0	0	0	0	0	0	0	0	0	0	0	0	0	0	0	0	0	0	0	W	37-34
11/01	Raiders	S	4	2	2	0.0	0.0	0	0	0	0	0	0	0	0	0	0	0	0	0	0	0	0	0	0	L	6-16
11/15	Texans	S	2	1	1	0.5	2.5	0	0	1	0	0	0	0	0	0	0	0	0	0	0	0	0	0	0	W	10-7
11/22	Eagles	S	3	0	3	0.5	5.0	0	0	1	0	0	0	0	0	0	0	0	0	0	0	0	0	0	0	W	22-17
11/29	at Jaguars	S	3	2	1	0.0	0.0	0	0	0	0	0	0	0	0	0	0	0	0	0	0	0	0	0	0	W	27-25
12/06	at Titans	S	2	1	1	1.0	7.0	1	7	1	0	0	0	0	0	0	0	0	0	0	0	0	0	0	0	W	41-35
12/14	Ravens	S	4	2	2	0.0	0.0	0	0	0	0	0	0	0	0	0	0	0	0	0	0	0	0	0	0	L	42-47
12/20	at Giants	S	3	1	2	0.5	3.5	1	3	2	0	0	0	0	0	0	0	0	0	0	0	0	0	0	0	W	20-6
12/27	at Jets	S	4	2	2	0.0	0.0	0	0	0	0	0	0	0	0	0	0	0	0	0	0	0	0	0	0	L	16-23
01/03	Steelers	S	2	1	1	0.0	0.0	0	0	1	0	0	0	0	0	0	0	0	0	0	0	0	0	0	0	W	24-22
2020 TOTALS		15-15	46	23	23	2.5	18.0	5	15	6	0	0	0	0	0	1	0	0	0	0	0	0	0	0	0	11-5	

2019 GAME-BY-GAME REGULAR-SEASON STATISTICS (BROWNS)


DATE	OPPONENT	P/S	TACKLES							INTERCEPTIONS				O. FUMB			ST			MISC		W/L	SCORE				
			TK	S	A	SK	YDS	TFL	YDS	QBH	NO	YDS	LG	TD	PD	FF	FR	TD	YDS	TK	S			A	FF	FR	S
09/08	Titans	S	4	3	1	1.0	10.0	1	10	1	0	0	0	0	0	0	0	0	0	0	0	0	0	0	0	L	13-43
09/16	at Jets	S	4	2	2	0.0	0.0	0	0	1	0	0	0	0	0	0	0	0	0	0	0	0	0	0	0	W	23-3
09/22	Rams	S	3	2	1	1.0	9.0	1	9	1	0	0	0	0	0	0	0	0	0	0	0	0	0	0	0	L	13-20
09/29	at Ravens	S	4	4	0	1.0	0.0	1	2	1	0	0	0	0	0	0	0	0	0	0	0	0	0	0	0	W	40-25
10/07	at 49ers	S	3	3	0	0.0	0.0	2	8	1	0	0	0	0	0	0	0	0	0	0	0	0	0	0	0	L	3-31
10/13	Seahawks	S	1	1	0	0.0	0.0	0	0	1	0	0	0	0	0	0	0	0	0	0	0	0	0	0	0	L	28-32
10/27	at Patriots	S	3	3	0	0.0	0.0	0	0	0	0	0	0	0	0	0	0	0	0	0	0	0	0	0	0	L	13-27
11/03	at Broncos	S	3	3	0	1.0	7.0	1	7	1	0	0	0	0	1	0	0	0	0	0	0	0	0	0	0	L	19-24
11/10	Bills	S	2	1	1	0.0	0.0	0	0	1	0	0	0	0	0	0	0	0	0	0	0	0	0	0	0	W	19-16
11/14	Steelers	S	1	1	0	1.0	10.0	1	10	2	0	0	0	0	0	0	0	0	0	0	0	0	0	0	0	W	21-7
11/24	Dolphins		DID NOT PLAY															W	41-24								
12/01	at Steelers	S	3	1	2	0.0	0.0	0	0	0	0	0	0	0	0	0	0	0	0	0	0	0	0	0	0	L	13-20
12/08	Bengals	S	9	4	5	0.5	4.0	0	0	3	0	0	0	0	0	0	0	0	0	0	0	0	0	0	0	W	27-19
12/15	at Cardinals	S	4	2	2	0.0	0.0	1	3	0	0	0	0	0	0	0	0	0	0	0	0	0	0	0	0	L	24-38
12/22	Ravens	S	0	0	0	0.0	0.0	0	0	0	0	0	0	0	0	0	0	0	0	0	0	0	0	0	0	L	15-31
12/29	at Bengals	S	6	5	1	0.0	0.0	2	6	0	0	0	0	0	0	0	0	0	0	0	0	0	0	0	0	L	23-33
2019 TOTALS		15-15	50	35	15	5.5	40.0	10	55	13	0	0	0	0	1	0	0	0	0	0	0	0	0	0	0	6-10	

2018 GAME-BY-GAME REGULAR-SEASON STATISTICS (BROWNS)

DATE	OPPONENT	P/S	TACKLES							INTERCEPTIONS				O. FUMB			ST				MISC		W/L	SCORE			
			TK	S	A	SK	YDS	TFL	YDS	QBH	NO	YDS	LG	TD	PD	FF	FR	TD	YDS	TK	S	A			FF	FR	S
09/09	Steelers	S	7	3	4	1.0	10.0	1	10	1	0	0	0	0	0	0	0	0	0	0	0	0	0	0	T	21-21	
09/16	at Saints	S	3	3	0	2.0	21.0	2	21	2	0	0	0	0	0	0	0	0	0	0	0	0	0	0	L	18-21	
09/20	Jets	S	8	4	4	0.0	0.0	2	5	0	0	0	0	0	0	0	0	0	0	0	0	0	0	0	W	21-17	
09/30	at Raiders	S	3	3	0	0.0	0.0	1	0	2	0	0	0	0	0	0	0	0	0	0	0	0	0	0	L	42-45	
10/07	Ravens	S	0	0	0	0.0	0.0	0	0	3	0	0	0	0	0	0	0	0	0	0	0	0	0	0	W	12-9	
10/14	Chargers	S	4	3	1	0.5	6.0	0	0	1	0	0	0	0	0	0	0	0	0	0	0	0	0	0	L	14-38	
10/21	at Buccaneers	S	2	1	1	0.5	3.5	0	0	1	0	0	0	0	0	0	0	0	0	0	0	0	0	0	L	23-26	
10/28	at Steelers	S	2	2	0	0.0	0.0	0	0	0	0	0	0	0	0	0	0	0	0	0	0	0	0	0	L	18-33	
11/04	Chiefs	S	2	2	0	0.0	0.0	1	1	1	0	0	0	0	0	0	0	0	0	0	0	0	0	0	L	21-37	
11/11	Falcons	S	4	2	2	0.5	3.0	0	0	2	0	0	0	0	0	0	0	0	0	0	0	0	0	0	W	28-16	
11/25	at Bengals	S	3	2	1	0.0	0.0	1	4	0	0	0	0	0	0	0	0	0	0	0	0	0	0	0	W	35-20	
12/02	at Texans	S	0	0	0	0.0	0.0	0	0	0	0	0	0	0	0	0	0	0	0	0	0	0	0	0	L	13-29	
12/09	Panthers	S	4	0	4	0.0	0.0	0	0	0	0	0	0	0	0	0	0	0	0	0	0	0	0	0	W	26-20	
12/15	at Broncos	S	3	3	0	0.0	0.0	0	0	1	0	0	0	0	0	0	0	0	0	0	0	0	0	0	W	17-16	
12/23	Bengals	S	4	4	0	1.0	8.0	2	12	1	0	0	0	0	0	0	0	0	0	0	0	0	0	0	W	26-18	
12/30	at Ravens	S	3	1	2	0.0	0.0	0	0	0	0	0	0	0	1	0	0	0	0	0	0	0	0	0	L	24-26	
2018 TOTALS		16-16	52	33	19	5.5	51.5	10	53	15	0	0	0	0	0	1	0	0	0	0	0	0	0	0	7-8-1		
+ = Overtime																											

2017 GAME-BY-GAME REGULAR-SEASON STATISTICS (BROWNS)

DATE	OPPONENT	P/S	TACKLES							INTERCEPTIONS					O. FUMB			ST				MISC		W/L	SCORE			
			TK	S	A	SK	YDS	TFL	YDS	QBH	NO	YDS	LG	TD	PD	FF	FR	TD	YDS	TK	S	A	FF			FR	S	A
09/10	Steelers	P	4	2	2	0.0	0.0	0	0	0	0	0	0	0	0	0	0	0	0	0	0	0	0	0	L	18-21		
09/17	at Ravens	P	0	0	0	0.0	0.0	0	0	1	0	0	0	0	0	0	0	0	0	0	0	0	0	0	L	10-24		
09/24	at Colts	P	2	0	2	0.0	0.0	0	0	0	0	0	0	0	0	0	0	0	0	0	0	0	0	0	L	28-31		
10/01	Bengals	P	3	1	2	0.0	0.0	1	5	0	0	0	0	0	0	0	0	0	0	0	0	0	0	0	L	7-31		
10/08	Jets	P	1	1	0	0.0	0.0	0	0	1	0	0	0	0	0	0	0	0	0	0	0	0	0	0	L	14-17		
10/15	at Texans	P	1	1	0	0.0	0.0	0	0	0	0	0	0	0	0	0	0	0	0	0	0	0	0	0	L	17-33		
10/22	Titans	P	1	0	1	0.0	0.0	0	0	0	0	0	0	0	0	0	0	0	0	0	0	0	0	0	L	9-12+		
10/29	Vikings										INACTIVE																L	16-33
11/12	at Lions										ON INACTIVE LIST																L	24-38
11/19	Jaguars	P	5	2	3	0.0	0.0	0	0	0	0	0	0	0	0	0	0	0	0	0	0	0	0	0	L	7-19		
11/26	at Bengals	P	0	0	0	0.0	0.0	0	0	0	0	0	0	0	0	0	0	0	0	0	0	0	0	0	L	16-30		
12/03	at Chargers	P	3	2	1	0.0	0.0	1	4	0	0	0	0	0	0	0	0	0	0	0	0	0	0	0	L	10-19		
12/10	Packers	S	2	1	1	0.0	0.0	0	0	0	0	0	0	0	0	0	0	0	0	0	0	0	0	0	L	21-27+		
12/17	Ravens	P	4	3	1	0.0	0.0	0	0	0	0	0	0	0	0	0	0	0	0	0	0	0	0	0	L	10-27		
12/24	at Bears	P	4	3	1	1.0	7.0	2	12	1	0	0	0	0	0	0	0	0	0	0	0	0	0	0	L	3-20		
12/31	at Steelers	P	2	1	1	0.0	0.0	0	0	0	0	0	0	0	0	0	0	0	0	0	0	0	0	0	L	24-28		
2017 TOTALS		14-1	32	17	15	1.0	7.0	4	21	3	0	0	0	0	0	0	0	0	0	0	0	0	0	0	0-16			
+ - Overtime																												



76

(Chuk-WOO-muh-ah-KOR-ah-for)

CHUKWUMA OKORAFOR

OFFENSIVE LINEMAN

HEIGHT: 6-6

WEIGHT: 320


COLLEGE: Western Michigan

BORN: August 8, 1997

BIRTHPLACE: Southfield, MI

HOW ACQUIRED: Draft 18

NFL EXPERIENCE: 5th year




CHUKWUMA OKORAFOR'S NFL REGULAR SEASON STATISTICS

DATE	TEAM	GP	GS
2018	Steelers	13	3
2019	Steelers	1	1
2020	Steelers	16	15
2021	Steelers	16	16
NFL TOTALS		46	35

CHUKWUMA OKORAFOR'S NFL POSTSEASON STATISTICS

DATE	TEAM	GP	GS
2020	Steelers	1	1
2021	Steelers	1	1
NFL TOTALS		2	2



89

(D-oh-ah-vee)

GUNNER OLSZEWSKI

WIDE RECEIVER

HEIGHT: 6-0

WEIGHT: 190


COLLEGE: Bemidji State

BORN: November 26, 1996

BIRTHPLACE: Alvin, TX

HOW ACQUIRED: UFA '22

NFL EXPERIENCE: 4th year



GUNNER OLSZEWSKI'S NFL REGULAR SEASON RUSHING/RECEIVING STATISTICS

DATE	TEAM	GP	GS	RECEIVING				RUSHING					
				NO.	YDS.	AVG.	LG	TD	NO.	YDS.	AVG.	LG	TD
2019	Patriots	8	0	2	34	17.0	29	0	0	0	0.0	0	0
2020	Patriots	13	2	5	62	12.4	38T	1	5	23	4.6	12	0
2021	Patriots	16	0	2	31	15.5	22	0	1	9	9.0	9	0
NFL TOTALS		37	2	9	127	14.1	38T	1	6	32	5.3	12	0

GUNNER OLSZEWSKI'S NFL POSTSEASON RUSHING/RECEIVING STATISTICS

DATE	TEAM	GP	GS	RECEIVING				RUSHING					
				NO.	YDS.	AVG.	LG	TD	NO.	YDS.	AVG.	LG	TD
2019	Patriots	0	0	0	0	0.0	0	0	0	0	0.0	0	0
2021	Patriots	1	0	0	0	0.0	0	0	0	0	0.0	0	0
NFL TOTALS		1	0	0	0	0.0	0	0	0	0	0.0	0	0

GUNNER OLSZEWSKI'S NFL REGULAR SEASON RETURN STATISTICS

DATE	TEAM	RET.	KICKOFF RETURNS				PUNT RETURNS					
			YDS.	AVG.	LG	TD	NO.	FC	YDS.	AVG.	LG	TD
2019	Patriots	0	0	0.0	0	0	20	16	179	9.0	22	0
2020	Patriots	18	418	23.2	33	0	20	11	346	17.3	70T	1
2021	Patriots	18	416	23.1	37	0	26	10	309	11.9	27	0
NFL TOTALS		36	834	23.2	37	0	66	37	834	12.6	70T	1

GUNNER OLSZEWSKI'S NFL POSTSEASON RETURN STATISTICS

DATE	TEAM	RET.	KICKOFF RETURNS				PUNT RETURNS					
			YDS.	AVG.	LG	TD	NO.	FC	YDS.	AVG.	LG	TD
2019	Patriots	0	0	0.0	0	0	0	0	0	0.0	0	0
2021	Patriots	5	103	20.6	26	0	0	0	0	0.0	0	0
NFL TOTALS		5	103	20.6	26	0	0	0	0	0.0	0	0

SINGLE-GAME HIGHS: RUSHING/RECEIVING

Rush Attempts	3 at New York Jets, Nov 09, 2020 1 vs. Buffalo Bills, Dec 26, 2021 ...2 more at 1.	Longest Kickoff Return	37 vs. Tennessee Titans, Nov 28, 2021 33 vs. San Francisco 49ers, Oct 25, 2020
Rushing Yards	16 at New York Jets, Nov 09, 2020 9 vs. Buffalo Bills, Dec 26, 2021	Fair Catches	5 at Washington Redskins, Oct 06, 2019 4 vs. Jacksonville Jaguars, Jan 02, 2022
Longest Runs	12 at New York Jets, Nov 09, 2020 9 vs. Buffalo Bills, Dec 26, 2021	Punt Return Yards	145 at Los Angeles Chargers, Dec 06, 2020 80 at Los Angeles Chargers, Oct 31, 2021
Receptions	2 vs. New York Jets, Jan 03, 2021 2 vs. New York Giants, Oct 10, 2019	Longest Punt Return	70T at Los Angeles Chargers, Dec 06, 2020 61 at Los Angeles Chargers, Dec 06, 2020
Receiving Yards	38 at Los Angeles Chargers, Dec 06, 2020 34 vs. New York Giants, Oct 10, 2019	Punt Returns	8 vs. New York Jets, Sep 22, 2019 5 at Los Angeles Rams, Dec 10, 2020
Longest Receptions	38T at Los Angeles Chargers, Dec 06, 2020 29 vs. New York Giants, Oct 10, 2019	Punt Return TDs	1 at Los Angeles Chargers, Dec 06, 2020
Receiving TDs	1 at Los Angeles Chargers, Dec 06, 2020	Punt Return Average	48.3 at Los Angeles Chargers, Dec 06, 2020 20.0 at Los Angeles Chargers, Oct 31, 2021
All-Purpose Yards	183 at Los Angeles Chargers, Dec 06, 2020 155 vs. San Francisco 49ers, Oct 25, 2020	Kickoff Return Average	28.0 vs. Tennessee Titans, Nov 28, 2021 25.8 vs. San Francisco 49ers, Oct 25, 2020
Kickoff Returns	6 vs. San Francisco 49ers, Oct 25, 2020 4 at New York Jets, Nov 09, 2020	Special Teams Tackles	3 vs. Jacksonville Jaguars, Jan 02, 2022 2 at Atlanta Falcons, Nov 18, 2021
Kickoff Return Yards	155 vs. San Francisco 49ers, Oct 25, 2020 100 at New York Jets, Nov 09, 2020	Most TDs	2 at Los Angeles Chargers, Dec 06, 2020

SINGLE-GAME HIGHS - POSTSEASON: RUSHING/RECEIVING

All-Purpose Yards	103 at Buffalo Bills, Jan 15, 2022	Longest Kickoff Return	26 at Buffalo Bills, Jan 15, 2022
Kickoff Returns	5 at Buffalo Bills, Jan 15, 2022		25 at Buffalo Bills, Jan 15, 2022
Kickoff Return Yards	103 at Buffalo Bills, Jan 15, 2022		21 at Buffalo Bills, Jan 15, 2022
			16 at Buffalo Bills, Jan 15, 2022
			15 at Buffalo Bills, Jan 15, 2022
		Kickoff Return Average	20.6 at Buffalo Bills, Jan 15, 2022
		Special Teams Tackles	1 at Buffalo Bills, Jan 15, 2022

2021 GAME-BY-GAME REGULAR-SEASON STATISTICS (PATRIOTS)

DATE	OPPONENT	P/S	RECEIVING					RUSHING					W/L	SCORE
			NO.	YDS.	AVG.	LG	TD	NO.	YDS.	AVG.	LG	TD		
09/12	Dolphins	P	0	0	0.0	0	0	0	0	0.0	0	0	L	16-17
09/19	at Jets	P	0	0	0.0	0	0	0	0	0.0	0	0	W	25-6
09/26	Saints	P	0	0	0.0	0	0	0	0	0.0	0	0	L	13-28
10/03	Buccaneers	P	0	0	0.0	0	0	0	0	0.0	0	0	L	17-19
10/10	at Texans	P	0	0	0.0	0	0	0	0	0.0	0	0	W	25-22
10/17	Cowboys	P	0	0	0.0	0	0	0	0	0.0	0	0	L	29-35+
10/24	Jets	P	1	22	22.0	22	0	0	0	0.0	0	0	W	54-13
10/31	at Chargers	P	0	0	0.0	0	0	0	0	0.0	0	0	W	27-24
11/07	at Panthers	P	0	0	0.0	0	0	0	0	0.0	0	0	W	24-6
11/14	Browns							ON INACTIVE LIST					W	45-7
11/18	at Falcons	P	0	0	0.0	0	0	0	0	0.0	0	0	W	25-0
11/28	Titans	P	0	0	0.0	0	0	0	0	0.0	0	0	W	36-13
12/06	at Bills	P	0	0	0.0	0	0	0	0	0.0	0	0	W	14-10
12/18	at Colts	P	0	0	0.0	0	0	0	0	0.0	0	0	L	17-27
12/26	Bills	P	0	0	0.0	0	0	1	9	9.0	9	0	L	21-33
01/02	Jaguars	P	1	9	9.0	9	0	0	0	0.0	0	0	W	50-10
01/09	at Dolphins	P	0	0	0.0	0	0	0	0	0.0	0	0	L	24-33
2021 TOTALS		16-0	2	31	15.5	22	0	1	9	9.0	9	0	10-7	

+ - Overtime

2020 GAME-BY-GAME REGULAR-SEASON STATISTICS (PATRIOTS)

DATE	OPPONENT	P/S	RECEIVING					RUSHING					W/L	SCORE
			NO.	YDS.	AVG.	LG	TD	NO.	YDS.	AVG.	LG	TD		
09/13	Dolphins							INJURED RESERVE					W	21-11
09/20	at Seahawks							INJURED RESERVE					L	30-35
09/27	Raiders							INJURED RESERVE					W	36-20
10/05	at Chiefs							INJURED RESERVE					L	10-26
10/18	Broncos							INJURED RESERVE					L	12-18
10/25	49ers							INJURED RESERVE					L	6-33
11/01	at Bills							INJURED RESERVE					L	21-24
11/09	at Jets							INJURED RESERVE					W	30-27
11/15	Ravens							INJURED RESERVE					W	23-17
11/22	at Texans	P	0	0	0.0	0	0	0	0	0.0	0	0	L	20-27
11/29	Cardinals	P	0	0	0.0	0	0	1	1	1.0	1	0	W	20-17
12/06	at Chargers	P	1	38	38.0	38t	1	0	0	0.0	0	0	W	45-0
12/10	at Rams	P	0	0	0.0	0	0	0	0	0.0	0	0	L	3-24
12/20	at Dolphins	P	0	0	0.0	0	0	0	0	0.0	0	0	L	12-22
12/28	Bills	P	0	0	0.0	0	0	0	0	0.0	0	0	L	9-38
01/03	Jets	P	2	14	7.0	12	0	0	0	0.0	0	0	W	28-14
2020 TOTALS		7-0	3	52	17.3	38T	1	1	1	1.0	1	0	7-9	

2019 GAME-BY-GAME REGULAR-SEASON STATISTICS (PATRIOTS)

DATE	OPPONENT	P/S	RECEIVING					RUSHING					W/L	SCORE
			NO.	YDS.	AVG.	LG	TD	NO.	YDS.	AVG.	LG	TD		
09/08	Steelers	P	0	0	0.0	0	0	0	0	0.0	0	0	W	33-3
09/15	at Dolphins	P	0	0	0.0	0	0	0	0	0.0	0	0	W	43-0
09/22	Jets	P	0	0	0.0	0	0	0	0	0.0	0	0	W	30-14
09/29	at Bills	P	0	0	0.0	0	0	0	0	0.0	0	0	W	16-10
10/06	at Redskins	P	0	0	0.0	0	0	0	0	0.0	0	0	W	33-7
10/10	Giants	P	2	34	17.0	29	0	0	0	0.0	0	0	W	35-14
10/21	at Jets	P	0	0	0.0	0	0	0	0	0.0	0	0	W	33-0
10/27	Browns	P	0	0	0.0	0	0	0	0	0.0	0	0	W	27-13
11/03	at Ravens							INACTIVE					L	20-37
11/17	at Eagles							INACTIVE					W	17-10
11/24	Cowboys							INJURED RESERVE					W	13-9
12/01	at Texans							INJURED RESERVE					L	22-28
12/08	Chiefs							INJURED RESERVE					L	16-23
12/15	at Bengals							INJURED RESERVE					W	34-13
12/21	Bills							INJURED RESERVE					W	24-17
12/29	Dolphins							INJURED RESERVE					L	24-27
2019 TOTALS		8-0	2	34	17.0	29	0	0	0	0.0	0	0	12-4	

2021 GAME-BY-GAME REGULAR-SEASON STATISTICS (PATRIOTS)


DATE	OPPONENT	P/S	KICKOFF RETURNS					PUNT RETURNS					W/L	SCORE	
			RET	YDS	AVG	LG	TD	NO	FC	YDS	AVG	LG			TD
09/12	Dolphins	P	1	17	17.0	17	0	3	0	20	6.7	14	0	L	16-17
09/19	at Jets	P	0	0	0.0	0	0	0	1	0	0.0	0	0	W	25-6
09/26	Saints	P	0	0	0.0	0	0	3	1	30	10.0	18	0	L	13-28
10/03	Buccaneers	P	0	0	0.0	0	0	2	0	17	8.5	11	0	L	17-19
10/10	at Texans	P	3	65	21.7	26	0	1	1	13	13.0	13	0	W	25-22
10/17	Cowboys	P	2	47	23.5	24	0	1	0	23	23.0	23	0	L	29-35+
10/24	Jets	P	2	57	28.5	31	0	2	0	30	15.0	17	0	W	54-13
10/31	at Chargers	P	1	26	26.0	26	0	4	0	80	20.0	27	0	W	27-24
11/07	at Panthers	P	1	30	30.0	30	0	2	0	35	17.5	18	0	W	24-6
11/14	Browns							ON INACTIVE LIST					W	45-7	
11/18	at Falcons	P	0	0	0.0	0	0	3	1	17	5.7	17	0	W	25-0
11/28	Titans	P	3	84	28.0	37	0	2	0	23	11.5	15	0	W	36-13
12/06	at Bills	P	0	0	0.0	0	0	0	1	0	0.0	0	0	W	14-10
12/18	at Colts	P	1	20	20.0	20	0	1	1	1	1.0	1	0	L	17-27
12/26	Bills	P	2	19	9.5	17	0	0	0	0	0.0	0	0	L	21-33
01/02	Jaguars	P	1	27	27.0	27	0	0	4	0	0.0	0	0	W	50-10
01/09	at Dolphins	P	1	24	24.0	24	0	2	0	20	10.0	11	0	L	24-33
2021 TOTALS			16-0	18	416	23.1	37	0	26	10	309	11.9	27	0	10-7
+ - Overtime															

2020 GAME-BY-GAME REGULAR-SEASON STATISTICS (PATRIOTS)

			KICKOFF RETURNS					PUNT RETURNS							
DATE	OPPONENT	P/S	RET	YDS	AVG	LG	TD	NO	FC	YDS	AVG	LG	TD	W/L	SCORE
09/13	Dolphins							INJURED RESERVE					W	21-11	
09/20	at Seahawks							INJURED RESERVE					L	30-35	
09/27	Raiders							INJURED RESERVE					W	36-20	
10/05	at Chiefs							INJURED RESERVE					L	10-26	
10/18	Broncos							INJURED RESERVE					L	12-18	
10/25	49ers							INJURED RESERVE					L	6-33	
11/01	at Bills							INJURED RESERVE					L	21-24	
11/09	at Jets							INJURED RESERVE					W	30-27	
11/15	Ravens							INJURED RESERVE					W	23-17	
11/22	at Texans	P	1	12	12.0	12	0	2	2	3	1.5	3	0	L	20-27
11/29	Cardinals	P	0	0	0.0	0	0	2	1	67	33.5	58	0	W	20-17
12/06	at Chargers	P	0	0	0.0	0	0	3	1	145	48.3	70t	1	W	45-0
12/10	at Rams	P	0	0	0.0	0	0	5	1	47	9.4	21	0	L	3-24
12/20	at Dolphins	P	0	0	0.0	0	0	2	0	16	8.0	13	0	L	12-22
12/28	Bills	P	0	0	0.0	0	0	1	0	5	5.0	5	0	L	9-38
01/03	Jets	P	1	21	21.0	21	0	3	0	36	12.0	17	0	W	28-14
2020 TOTALS			7-0	2	33	16.5	21	0	18	5	319	17.7	70t	1	7-9

2019 GAME-BY-GAME REGULAR-SEASON STATISTICS (PATRIOTS)

DATE	OPPONENT	P/S	KICKOFF RETURNS					PUNT RETURNS					W/L	SCORE
			RET	YDS	AVG	LG	TD	NO	FC	YDS	AVG	LG		
09/08	Steelers	P	0	0	0.0	0	0	2	3	35	17.5	20	0	W 33-3
09/15	at Dolphins	P	0	0	0.0	0	0	3	3	9	3.0	6	0	W 43-0
09/22	Jets	P	0	0	0.0	0	0	8	1	44	5.5	13	0	W 30-14
09/29	at Bills	P	0	0	0.0	0	0	0	1	0	0.0	0	0	W 16-10
10/06	at Redskins	P	0	0	0.0	0	0	3	5	49	16.3	19	0	W 33-7
10/10	Giants	P	0	0	0.0	0	0	1	1	10	10.0	10	0	W 35-14
10/21	at Jets	P	0	0	0.0	0	0	2	1	24	12.0	22	0	W 33-0
10/27	Browns	P	0	0	0.0	0	0	1	1	8	8.0	8	0	W 27-13
11/03	at Ravens							INACTIVE					L	20-37
11/17	at Eagles							INACTIVE					W	17-10
11/24	Cowboys							INJURED RESERVE					W	13-9
12/01	at Texans							INJURED RESERVE					L	22-28
12/08	Chiefs							INJURED RESERVE					L	16-23
12/15	at Bengals							INJURED RESERVE					W	34-13
12/21	Bills							INJURED RESERVE					W	24-17
12/29	Dolphins							INJURED RESERVE					L	24-27
2019 TOTALS			8-0	0	0	0.0	0	20	16	179	9.0	22	0	12-4



14

GEORGE PICKENS

WIDE RECEIVER

HEIGHT: 6-3

WEIGHT: 200


COLLEGE: Georgia


BORN: March 4, 2001


BIRTHPLACE Hoover, AL

HOW ACQUIRED: D2 22

NFL EXPERIENCE: R







KENNY PICKETT

QUARTERBACK

HEIGHT: 6-3

WEIGHT: 220


COLLEGE: Pittsburgh


BORN: June 6, 1998

BIRTHPLACE: Oakhurst, NJ

HOW ACQUIRED: D1 '22

NFL EXPERIENCE: R





42

JAMES PIERRE
CORNERBACK

HEIGHT: 6-2
WEIGHT: 185
COLLEGE: Florida Atlantic
BORN: September 16, 1996

BIRTHPLACE: Deerfield Beach, FL
HOW ACQUIRED: UDFA '20
NFL EXPERIENCE: 3rd year

JAMES PIERRE'S NFL REGULAR SEASON DEFENSIVE STATISTICS

DATE	TEAM	GP	GS	TACKLES								INTERCEPTIONS								O. FUMB								ST				MISC			
				TK	S	A	TFL	YDS	SK	YDS	QBH	NO	YDS	LG	TD	PD	FF	FR	TD	YDS	TK	S	A	FF	FR	S	A	FF	FR	S	A				
2020	Steelers	16	0	1	1	0	1	1	0.0	0.0	0	0	0	0	0	0	0	0	9	6	3	0	0	0	0	0	0	0	0						
2021	Steelers	17	4	37	34	3	0	0	0.0	0.0	0	1	0	0	0	4	1	0	0	10	3	7	2	0	0	0	0	0	0						
NFL TOTALS		33	4	38	35	3	1	1	0.0	0.0	0	1	0	0	0	4	1	0	0	19	9	10	2	0	0	0	0	0	0						

JAMES PIERRE'S NFL POSTSEASON DEFENSIVE STATISTICS

DATE	TEAM	GP	GS	TACKLES								YDS	SK	YDS	QBH	INTERCEPTIONS					O. FUMB					ST					MISC				
				TK	S	A	TFL	YDS	NO	YDS	LG					TD	PD	FF	FR	TD	YDS	TK	S	A	FF	FR	S	A	FF	FR	S	A			
2020	Steelers	1	0	0	0	0	0	0	0	0.0	0.0	0	0	0	0	0	1	0	0	0	0	0	0	0	2	2	0	0	0	0	0	0			
2021	Steelers	0	0	0	0	0	0	0	0	0.0	0.0	0	0	0	0	0	0	0	0	0	0	0	0	0	0	0	0	0	0	0	0				
NFL TOTALS		1	0	0	0	0	0	0	0	0.0	0.0	0	0	0	0	0	1	0	0	0	0	0	0	0	2	2	0	0	0	0	0	0			

SINGLE-GAME HIGHS: DEFENSIVE

- Total Tackles

6 vs. Denver Broncos, Oct 10, 2021

6 vs. Las Vegas Raiders, Sep 19, 2021

...1 more at 6.
- Solo Tackles

6 vs. Denver Broncos, Oct 10, 2021

6 vs. Las Vegas Raiders, Sep 19, 2021

...1 more at 6.
- Passes Defensed

2 vs. Denver Broncos, Oct 10, 2021

1 vs. Cincinnati Bengals, Sep 26, 2021

...1 more at 1.
- Forced Fumbles

1 vs. Seattle Seahawks, Oct 17, 2021
- Tackles For Loss

1 at Jacksonville Jaguars, Nov 22, 2020
- Interceptions

1 vs. Denver Broncos, Oct 10, 2021

2 vs. Detroit Lions, Nov 14, 2021
- Special Teams Tackles

2 at Tennessee Titans, Oct 25, 2020

1 vs. Tennessee Titans, Dec 19, 2021

1 vs. Chicago Bears, Nov 08, 2021

SINGLE-GAME HIGHS - POSTSEASON: DEFENSIVE

- Passes Defensed

1 vs. Cleveland Browns, Jan 10, 2021
- Special Teams Tackles

2 vs. Cleveland Browns, Jan 10, 2021


2021 GAME-BY-GAME REGULAR-SEASON STATISTICS (STEELERS)

DATE	OPPONENT	P/S	TACKLES								INTERCEPTIONS					O. FUMB			ST			MISC			W/L	SCORE					
			TK	S	A	SK	YDS	TFL	YDS	QBH	NO	YDS	LG	TD	PD	FF	FR	TD	YDS	TK	S	A	FF	FR			S	A	FF	FR	S
09/12	at Bills	P	6	6	0	0	0.0	0.0	0	0	0	0	0	0	0	0	0	0	1	0	0	0	0	1	0	1	0	0	0	W	23-16
09/19	Raiders	S	6	6	0	0	0.0	0.0	0	0	0	0	0	0	0	0	0	0	0	1	0	1	0	0	0	0	0	0	0	L	17-26
09/26	Bengals	P	0	0	0	0	0.0	0.0	0	0	0	0	0	1	0	0	0	0	0	1	1	0	0	0	0	0	0	0	0	L	10-24
10/03	at Packers	P	1	1	0	0	0.0	0.0	0	0	0	0	0	0	0	0	0	0	0	0	0	0	0	0	0	0	0	0	0	L	17-27
10/10	Broncos	S	6	6	0	0	0.0	0.0	0	0	1	0	0	2	0	0	0	0	0	0	0	0	0	0	0	0	0	0	0	W	27-19
10/17	Seahawks	P	3	2	1	0	0.0	0.0	0	0	0	0	0	0	1	0	0	0	0	1	0	1	0	0	0	0	0	0	0	W	23-20+
10/31	at Browns	P	0	0	0	0	0.0	0.0	0	0	0	0	0	0	0	0	0	0	0	0	0	0	0	0	0	0	0	0	0	W	15-10
11/08	Bears	P	1	1	0	0	0.0	0.0	0	0	0	0	0	0	0	0	0	0	1	1	0	1	0	0	0	0	0	0	0	W	29-27
11/14	Lions	P	5	4	1	0	0.0	0.0	0	0	0	0	0	0	0	0	0	0	0	2	0	2	0	0	0	0	0	0	0	T	16-16
11/21	at Chargers	S	5	5	0	0	0.0	0.0	0	0	0	0	0	0	0	0	0	0	0	0	0	0	0	0	0	0	0	0	0	L	37-41
11/28	at Bengals	S	4	3	1	0	0.0	0.0	0	0	0	0	0	0	0	0	0	0	0	0	0	0	0	0	0	0	0	0	0	L	10-41
12/05	Ravens	P	0	0	0	0	0.0	0.0	0	0	0	0	0	0	0	0	0	0	1	0	1	0	0	0	0	0	0	0	0	W	20-19
12/09	at Vikings	P	0	0	0	0	0.0	0.0	0	0	0	0	0	0	0	0	0	0	0	0	0	0	0	0	0	0	0	0	0	L	28-36
12/19	Titans	P	0	0	0	0	0.0	0.0	0	0	0	0	0	0	0	0	0	0	1	1	0	1	0	0	0	0	0	0	0	W	19-13
12/26	at Chiefs	P	0	0	0	0	0.0	0.0	0	0	0	0	0	0	0	0	0	0	0	0	0	0	0	0	0	0	0	0	0	L	10-36
01/03	Browns	P	0	0	0	0	0.0	0.0	0	0	0	0	0	0	0	0	0	0	0	0	0	0	0	0	0	0	0	0	0	W	26-14
01/09	at Ravens	P	0	0	0	0	0.0	0.0	0	0	0	0	0	0	0	0	0	0	1	0	1	0	0	0	0	0	0	0	0	W	16-13+
2021 TOTALS		17-4	37	34	3	0.0	0.0	0	0	0	1	0	0	0	4	1	0	0	0	10	3	7	2	0	0	0	0	0	0	9-7-1	
+ - Overtime																															

+ - Overtime

2020 GAME-BY-GAME REGULAR-SEASON STATISTICS (STEELERS)

DATE	OPPONENT	P/S	TACKLES							INTERCEPTIONS					O. FUMB			ST			MISC		W/L	SCORE			
			TK	S	A	SK	YDS	TFL	YDS	QBH	NO	YDS	LG	TD	PD	FF	FR	TD	YDS	TK	S	A			FF	FR	S
09/14	at Giants	P	0	0	0	0.0	0.0	0	0	0	0	0	0	0	0	0	0	0	0	0	0	0	0	0	0	W	26-16
09/20	Broncos	P	0	0	0	0.0	0.0	0	0	0	0	0	0	0	0	0	0	0	0	0	0	0	0	0	0	W	26-21
09/27	Texans	P	0	0	0	0.0	0.0	0	0	0	0	0	0	0	0	0	0	0	0	0	0	0	0	0	0	W	28-21
10/11	Eagles	P	0	0	0	0.0	0.0	0	0	0	0	0	0	0	0	0	0	0	0	1	1	0	0	0	0	W	38-29
10/18	Browns	P	0	0	0	0.0	0.0	0	0	0	0	0	0	0	0	0	0	0	0	1	1	0	0	0	0	W	38-7
10/25	at Titans	P	0	0	0	0.0	0.0	0	0	0	0	0	0	0	0	0	0	0	0	2	2	0	0	0	0	W	27-24
11/01	at Ravens	P	0	0	0	0.0	0.0	0	0	0	0	0	0	0	0	0	0	0	0	0	0	0	0	0	0	W	28-24
11/08	at Cowboys	P	0	0	0	0.0	0.0	0	0	0	0	0	0	0	0	0	0	0	0	1	1	0	0	0	0	W	24-19
11/15	Bengals	P	0	0	0	0.0	0.0	0	0	0	0	0	0	0	0	0	0	0	0	0	0	0	0	0	0	W	36-10
11/22	at Jaguars	P	1	1	0	0.0	0.0	1	1	0	0	0	0	0	0	0	0	0	0	1	1	0	0	0	0	W	27-3
12/02	Ravens	P	0	0	0	0.0	0.0	0	0	0	0	0	0	0	0	0	0	0	0	1	0	1	0	0	0	W	19-14
12/07	Football Team	P	0	0	0	0.0	0.0	0	0	0	0	0	0	0	0	0	0	0	0	0	0	0	0	0	0	L	17-23
12/13	at Bills	P	0	0	0	0.0	0.0	0	0	0	0	0	0	0	0	0	0	0	0	0	0	0	0	0	0	L	15-26
12/21	at Bengals	P	0	0	0	0.0	0.0	0	0	0	0	0	0	0	0	0	0	0	0	0	0	0	0	0	0	L	17-27
12/27	Colts	P	0	0	0	0.0	0.0	0	0	0	0	0	0	0	0	0	0	0	0	1	0	1	0	0	0	W	28-24
01/03	at Browns	P	0	0	0	0.0	0.0	0	0	0	0	0	0	0	0	0	0	0	0	1	0	1	0	0	0	L	22-24
2020 TOTALS			16-0	1	1	0	0.0	0.0	1	1	0	0	0	0	0	0	0	0	0	9	6	3	0	0	0	0	12-4



50

MALIK REED
OUTSIDE LINEBACKER

HEIGHT: 6-2
WEIGHT: 235
COLLEGE: Nevada
BORN: August 5, 1996

BIRTHPLACE: Ootham, AL
HOW ACQUIRED: TR 22 (DEN)
NFL EXPERIENCE: 4th year

MALIK REED'S NFL REGULAR SEASON DEFENSIVE STATISTICS

DATE	TEAM	GP	GS	TK	S	TACKLES				YDS	QBH	INTERCEPTIONS				O. FUMB				ST				MISC			
						A	TFL	YDS	SK			NO	YDS	LG	TD	PD	FF	FR	TD	YDS	TK	S	A	FF	FR	S	A
2019	Broncos	15	8	24	15	9	4	13	2.0	11.0	5	0	0	0	0	1	0	1	0	0	3	1	2	0	0	0	0
2020	Broncos	16	13	51	32	19	8	37	8.0	61.5	17	0	0	0	1	1	0	0	0	2	2	0	0	0	0	0	
2021	Broncos	14	13	44	23	21	3	14	5.5	37.5	9	0	0	0	0	2	2	1	0	0	0	0	0	0	0	0	
NFL TOTALS		45	34	119	70	49	15	64	15.5	110.0	31	0	0	0	0	4	3	2	0	0	5	3	2	0	0	0	0

SINGLE-GAME HIGHS: DEFENSIVE

Total Tackles	9 vs. Philadelphia Eagles, Nov 14, 2021 7 at Pittsburgh Steelers, Oct 10, 2021 ...1 more at 7.	Forced Fumbles	1 vs. Washington Football Team, Oct 31, 2021 1 at Pittsburgh Steelers, Oct 10, 2021 ...1 more at 1.
Solo Tackles	5 vs. Philadelphia Eagles, Nov 14, 2021 5 vs. New Orleans Saints, Nov 29, 2020	Fumble Recoveries	1 at New York Giants, Sep 12, 2021 1 at Indianapolis Colts, Oct 27, 2019
Sacks	2.0 vs. Washington Football Team, Oct 31, 2021 2.0 vs. Kansas City Chiefs, Oct 25, 2020	Tackles For Loss	2 vs. Miami Dolphins, Nov 22, 2020 2 vs. Kansas City Chiefs, Oct 25, 2020
Passes Defensed	1 at Los Angeles Chargers, Jan 02, 2022 1 vs. Washington Football Team, Oct 31, 2021 ...2 more at 1.	Special Teams Tackles	1 at New York Jets, Oct 01, 2020 1 vs. Tennessee Titans, Sep 14, 2020 ...3 more at 1.

2021 GAME-BY-GAME REGULAR-SEASON STATISTICS (BRONCOS)

DATE	OPPONENT	P/S	TACKLES				YDS	QBH	INTERCEPTIONS				O. FUMB				ST				MISC				W/L	SCORE	
			TK	S	A	SK			NO	YDS	LG	TD	PD	FF	FR	TD	YDS	TK	S	A	FF	FR	S	A			
09/12	at Giants	S	1	0	1	0.0	0.0	0	0	0	0	0	0	0	1	0	0	0	0	0	0	0	0	0	W	27-13	
09/19	at Jaguars	P	2	0	2	0.0	0.0	0	0	0	0	0	0	0	0	0	0	0	0	0	0	0	0	0	W	23-13	
09/26	Jets	S	4	2	2	1.0	6.0	1	6	2	0	0	0	0	0	0	0	0	0	0	0	0	0	0	W	26-0	
10/03	Ravens	S	0	0	0	0.0	0.0	0	0	1	0	0	0	0	0	0	0	0	0	0	0	0	0	0	L	7-23	
10/10	at Steelers	S	7	4	3	1.0	9.0	0	0	1	0	0	0	0	1	0	0	0	0	0	0	0	0	0	L	19-27	
10/17	Raiders	S	1	1	0	0.0	0.0	0	0	0	0	0	0	0	0	0	0	0	0	0	0	0	0	0	L	24-34	
10/21	at Browns	S	4	1	3	0.0	0.0	0	0	0	0	0	0	0	0	0	0	0	0	0	0	0	0	0	L	14-17	
10/31	Football Team	S	3	3	0	2.0	19.0	1	6	2	0	0	0	0	1	1	0	0	0	0	0	0	0	0	W	17-10	
11/07	at Cowboys		ON INACTIVE LIST																							W	30-16
11/14	Eagles	S	9	5	4	1.0	2.0	1	2	1	0	0	0	0	0	0	0	0	0	0	0	0	0	0	L	13-30	
11/28	Chargers	S	2	0	2	0.5	1.5	0	0	2	0	0	0	0	0	0	0	0	0	0	0	0	0	0	W	28-13	
12/05	at Chiefs	S	4	2	2	0.0	0.0	0	0	0	0	0	0	0	0	0	0	0	0	0	0	0	0	0	L	9-22	
12/12	Lions		DID NOT PLAY																							W	38-10
12/19	Bengals		RESERVE/COVID-19																							L	10-15
12/26	at Raiders		RESERVE/COVID-19																							L	13-17
01/02	at Chargers		RESERVE/COVID-19																							L	13-34
01/08	Chiefs		RESERVE/COVID-19																							L	24-28
2021 TOTALS			11-10	37	18	19	5.5	37.5	3	14	9	0	0	0	0	1	2	1	0	0	0	0	0	0	0	7-10	

2020 GAME-BY-GAME REGULAR-SEASON STATISTICS (BRONCOS)

DATE	OPPONENT	P/S	TACKLES				YDS	QBH	INTERCEPTIONS				O. FUMB				ST				MISC				W/L	SCORE	
			TK	S	A	SK			NO	YDS	LG	TD	PD	FF	FR	TD	YDS	TK	S	A	FF	FR	S	A			
09/14	Titans	P	2	1	1	0.0	0.0	0	0	0	0	0	0	0	0	0	0	1	1	0	0	0	0	0	L	14-16	
09/20	at Steelers	P	2	2	0	0.0	0.0	0	0	0	0	0	0	0	0	0	0	0	0	0	0	0	0	0	L	21-26	
09/27	Buccaneers	P	2	1	1	0.0	0.0	0	0	0	0	0	0	0	0	0	0	0	0	0	0	0	0	0	L	10-28	
10/01	at Jets	S	4	2	2	0.0	0.0	1	0	0	0	0	0	0	0	0	0	1	1	0	0	0	0	0	W	37-28	
10/18	at Patriots	S	5	3	2	2.0	11.0	2	11	3	0	0	0	0	0	0	0	0	0	0	0	0	0	0	W	18-12	
10/25	Chiefs	S	5	4	1	2.0	12.0	2	12	2	0	0	0	0	0	0	0	0	0	0	0	0	0	0	L	16-43	
11/01	Chargers	S	3	2	1	1.0	3.0	1	3	1	0	0	0	0	0	0	0	0	0	0	0	0	0	0	W	31-30	
11/08	at Falcons	S	1	1	0	0.0	0.0	0	0	0	0	0	0	0	0	0	0	0	0	0	0	0	0	0	L	27-34	
11/15	at Raiders	S	3	1	2	0.0	0.0	0	0	0	0	0	0	0	0	0	0	0	0	0	0	0	0	0	L	12-37	
11/22	Dolphins	S	6	4	2	1.5	12.5	2	11	3	0	0	0	0	0	0	0	0	0	0	0	0	0	0	W	20-13	
11/29	Saints	S	7	5	2	0.0	0.0	0	0	0	0	0	0	0	0	0	0	0	0	0	0	0	0	0	L	3-31	
12/06	at Chiefs	S	2	2	0	0.0	0.0	0	0	0	0	0	0	0	0	0	0	0	0	0	0	0	0	0	L	16-22	
12/13	at Panthers	S	2	0	2	0.0	0.0	0	0	0	0	0	0	0	0	0	0	0	0	0	0	0	0	0	W	32-27	
12/19	Bills	S	1	1	0	0.0	0.0	0	0	1	0	0	0	0	0	0	0	0	0	0	0	0	0	0	L	19-48	
12/27	at Chargers	S	5	3	2	1.0	20.0	0	2	0	0	0	0	1	0	0	0	0	0	0	0	0	0	0	L	16-19	
01/03	Raiders	S	1	0	1	0.5	3.0	0	0	2	0	0	0	0	0	0	0	0	0	0	0	0	0	0	L	31-32	
2020 TOTALS			16-13	51	32	19	8.0	61.5	8	37	17	0	0	0	0	1	1	0	0	0	2	2	0	0	0	5-11	


2022 PITTSBURGH STEELERS

125

UPDATED PLAYER BIOS

2019 GAME-BY-GAME REGULAR-SEASON STATISTICS (BRONCOS)

DATE	OPPONENT	P/S	TACKLES							INTERCEPTIONS					O. FUMB			ST			MISC		W/L	SCORE			
			TK	S	A	SK	YDS	TFL	YDS	QBH	NO	YDS	LG	TD	PD	FF	FR	TD	YDS	TK	S	A			FF	FR	S
09/09	at Raiders	P	1	1	0	0.0	0.0	0	0	0	0	0	0	0	0	0	0	0	0	0	0	0	0	0	0	L	16-24
09/15	Bears	P	0	0	0	0.0	0.0	0	0	0	0	0	0	0	0	0	0	0	1	1	0	0	0	0	0	L	14-16
09/22	at Packers	P	0	0	0	0.0	0.0	0	0	0	0	0	0	0	0	0	0	0	0	0	0	0	0	0	0	L	16-27
09/29	Jaguars	P	2	2	0	1.0	7.0	1	7	1	0	0	0	0	0	0	0	0	0	0	0	0	0	0	0	L	24-26
10/06	at Chargers	S	2	2	0	0.0	0.0	0	0	2	0	0	0	0	0	0	0	0	0	0	0	0	0	0	0	W	20-13
10/13	Titans	S	2	1	1	0.0	0.0	0	0	0	0	0	0	0	0	0	0	0	1	0	1	0	0	0	0	W	16-0
10/17	Chiefs	S	4	3	1	0.0	0.0	1	2	0	0	0	0	0	0	0	0	0	0	0	0	0	0	0	0	L	6-30
10/27	at Colts	S	3	2	1	0.0	0.0	0	0	1	0	0	0	0	0	1	0	0	0	0	0	0	0	0	0	L	13-15
11/03	Browns	S	3	3	0	0.0	0.0	1	0	0	0	0	0	0	1	0	0	0	0	0	0	0	0	0	0	W	24-19
11/17	at Vikings	S	1	0	1	0.0	0.0	0	0	0	0	0	0	0	0	0	0	0	0	0	0	0	0	0	0	L	23-27
11/24	at Bills	S	2	0	2	0.0	0.0	0	0	0	0	0	0	0	0	0	0	0	0	0	0	0	0	0	0	L	3-20
12/01	Chargers	S	2	0	2	0.0	0.0	0	0	0	0	0	0	0	0	0	0	0	0	0	0	0	0	0	0	W	23-20
12/08	at Texans										INACTIVE															W	38-24
12/15	at Chiefs	P	1	0	1	0.0	0.0	0	0	0	0	0	0	0	0	0	0	0	0	0	0	0	0	0	0	L	3-23
12/22	Lions	P	1	1	0	1.0	4.0	1	4	1	0	0	0	0	0	0	0	0	0	0	0	0	0	0	0	W	27-17
12/29	Raiders	P	0	0	0	0.0	0.0	0	0	0	0	0	0	0	0	0	0	0	1	0	1	0	0	0	0	W	16-15
2019 TOTALS		15-8	24	15	9	2.0	11.0	4	13	5	0	0	0	0	1	0	1	0	0	3	1	2	0	0	0	0	7-9



93

MARK ROBINSON

LINEBACKER

HEIGHT: 5-11

WEIGHT: 235


COLLEGE: Mississippi


BORN: August 14, 1999

BIRTHPLACE: Leesburg, GA

HOW ACQUIRED: D7a/22

NFL EXPERIENCE: R






2

MASON RUDOLPH

QUARTERBACK

HEIGHT: 6-5
WEIGHT: 235
COLLEGE: Oklahoma State
BORN: June 17, 1995

BIRTHPLACE: Rock Hill, SC
HOW ACQUIRED: D3a '18
NFL EXPERIENCE: 5th year



MASON RUDOLPH'S NFL REGULAR SEASON PASSING STATISTICS

DATE	TEAM	GP	GS	ATT.	CMP.	PCT.	YDS	AVG.	TD	INT.	LG	SK	LST	RATE
2018	Steelers	0	0	0	0	0.0	0	0.0	0	0	0	0	0	0.0
2019	Steelers	10	8	283	176	62.2	1,765	6.2	13	9	76t	15	124	82.0
2020	Steelers	5	1	43	25	58.1	324	7.5	2	1	47	1	8	87.7
2021	Steelers	2	1	58	35	60.3	277	4.8	1	1	36	0	0	70.8
TOTALS		17	10	384	236	61.5	2,366	6.2	16	11	76T	16	132	80.9

MASON RUDOLPH'S NFL POSTSEASON PASSING STATISTICS

DATE	TEAM	GP	GS	ATT.	CMP.	PCT.	YDS	AVG.	TD	INT.	LG	SK	LST	RATE
2020	Steelers	0	0	0	0	0.0	0	0.0	0	0	0	0	0	0.0
2021	Steelers	0	0	0	0	0.0	0	0.0	0	0	0	0	0	0.0
TOTALS		0	0	0	0	0.0	0	0.0	0	0	0	0	0	0.0

MASON RUDOLPH'S NFL REGULAR SEASON RUSHING STATISTICS

DATE	TEAM	NO.	YDS.	AVG.	LG	TD
2018	Steelers	0	0	0.0	0	0
2019	Steelers	21	42	2.0	13	0
2020	Steelers	7	-6	-0.9	1	0
2021	Steelers	5	53	10.6	26	0
TOTALS		33	89	2.7	26	0

MASON RUDOLPH'S NFL POSTSEASON RUSHING STATISTICS

DATE	TEAM	NO.	YDS.	AVG.	LG	TD
2020	Steelers	0	0	0.0	0	0
2021	Steelers	0	0	0.0	0	0
TOTALS		0	0	0.0	0	0

MASON RUDOLPH'S NFL REGULAR SEASON PASSING/RUSHING STATISTICS

PASSING														RUSHING					
DATE	TEAM	GP	GS	ATT.	CMP.	PCT.	YDS	AVG.	TD	INT.	LG	SK	LST	RATE	NO.	YDS.	AVG.	LG	TD
2018	Steelers	0	0	0	0	0.0	0	0.0	0	0	0	0	0	0.0	0	0	0.0	0	0
2019	Steelers	10	8	283	176	62.2	1,765	6.2	13	9	76t	15	124	82.0	21	42	2.0	13	0
2020	Steelers	5	1	43	25	58.1	324	7.5	2	1	47	1	8	87.7	7	-6	-0.9	1	0
2021	Steelers	2	1	58	35	60.3	277	4.8	1	1	36	0	0	70.8	5	53	10.6	26	0
TOTALS		17	10	384	236	61.5	2,366	6.2	16	11	76T	16	132	80.9	33	89	2.7	26	0

MASON RUDOLPH'S NFL POSTSEASON PASSING/RUSHING STATISTICS

				PASSING											RUSHING				
DATE	TEAM	GP	GS	ATT.	CMP.	PCT.	YDS	AVG.	TD	INT.	LG	SK	LST	RATE	NO.	YDS.	AVG.	LG	TD
2020	Steelers	0	0	0	0	0.0	0	0.0	0	0	0	0	0	0.0	0	0	0.0	0	0
2021	Steelers	0	0	0	0	0.0	0	0.0	0	0	0	0	0	0.0	0	0	0.0	0	0
TOTALS		0	0	0	0	0.0	0	0.0	0	0	0	0	0	0.0	0	0	0.0	0	0

SINGLE-GAME HIGHS: QUARTERBACK

Pass Attempts	50 vs. Detroit Lions, Nov 14, 2021 44 at Cleveland Browns, Nov 14, 2019	Completion Percentage	85.7 vs. Cincinnati Bengals, Sep 30, 2019 74.3 vs. Indianapolis Colts, Nov 03, 2019
Pass Completions	30 vs. Detroit Lions, Nov 14, 2021 26 vs. Indianapolis Colts, Nov 03, 2019	Passer Rating	124.6 vs. Cincinnati Bengals, Sep 30, 2019 104.0 at New York Jets, Dec 22, 2019
Yards Passing	315 at Cleveland Browns, Jan 03, 2021 251 vs. Miami Dolphins, Oct 28, 2019	Rush Attempts	4 vs. Detroit Lions, Nov 14, 2021 4 at Cincinnati Bengals, Nov 24, 2019
TD Passes	2 at Cleveland Browns, Jan 03, 2021 2 vs. Miami Dolphins, Oct 28, 2019 ...3 more at 2.	Rushing Yards	...1 more at 4. 36 vs. Detroit Lions, Nov 14, 2021 17 at Kansas City Chiefs, Dec 26, 2021
Long Passes	76t at San Francisco 49ers, Sep 22, 2019 47 at Cleveland Browns, Jan 03, 2021	Longest Runs	26 vs. Detroit Lions, Nov 14, 2021 17 at Kansas City Chiefs, Dec 26, 2021

300-YARD PASSING GAMES (1): REGULAR SEASON

DATE	TEAM	NO.	YDS.	AVG.	LG	TD
01/03/21	at Browns	22	315	14.3	47	2

2021 GAME-BY-GAME REGULAR-SEASON STATISTICS (STEELERS)

DATE	OPPONENT	P/S	PASSING										RUSHING				W/L/T	SCORE	
			ATT	CMP	YDS	PCT	Y/A	Y/C	TD	INT	LG	SK/YD	RATE	ATT	YDS	LG			TD
09/12	at Bills																W	23-16	
09/19	Raiders																L	17-26	
09/26	Bengals																L	10-24	
10/03	at Packers																L	17-27	
10/10	Broncos																W	27-19	
10/17	Seahawks																W	23-20+	
10/31	at Browns																W	15-10	
11/08	Bears																W	29-27	
11/14	Lions	S	50	30	242	60.0	4.8	8.1	1	36	0/0	70.6	4	36	26	0	T	16-16	
11/21	at Chargers																L	37-41	
11/28	at Bengals																L	10-41	
12/05	Ravens																W	20-19	
12/09	at Vikings																L	28-36	
12/19	Titans																W	19-13	
12/26	at Chiefs	P	8	5	35	62.5	4.4	7.0	0	0	12	0/0	72.4	1	17	17	0	L	10-36
01/03	Browns																W	26-14	
01/09	at Ravens																W	16-13+	
2021 TOTALS	2-1		58	35	277	60.3	4.8	7.9	1	1	36	0/0	70.8	5	53	26	0	9-7-1	
+ - Overtime																			

2020 GAME-BY-GAME REGULAR-SEASON STATISTICS (STEELERS)


DATE	OPPONENT	P/S	PASSING										RUSHING				W/L	SCORE	
			ATT	CMP	YDS	PCT	Y/A	Y/C	TD	INT	LG	SK/YD	RATE	ATT	YDS	LG			TD
09/14	at Giants								DID NOT PLAY (NON-INJURY)								W	26-16	
09/20	Broncos								DID NOT PLAY (NON-INJURY)								W	26-21	
09/27	Texans								DID NOT PLAY (NON-INJURY)								W	28-21	
10/11	Eagles								DID NOT PLAY (NON-INJURY)								W	38-29	
10/18	Browns	P	1	1	6	100.0	6.0	6.0	0	0	6	0/0	91.7	3	-3	-1	0	W	38-7
10/25	at Titans								DID NOT PLAY (NON-INJURY)								W	27-24	
11/01	at Ravens								DID NOT PLAY (NON-INJURY)								W	28-24	
11/08	at Cowboys	P	3	2	3	66.7	1.0	1.5	0	0	2	0/0	70.1	0	0	0	0	W	24-19
11/15	Bengals	P	0	0	0	0.0	0.0	0.0	0	0	0	0/0	0.0	0	0	0	0	W	36-10
11/22	at Jaguars	P	0	0	0	0.0	0.0	0.0	0	0	0	0/0	0.0	3	-4	-1	0	W	27-3
12/02	Ravens								DID NOT PLAY (NON-INJURY)								W	19-14	
12/07	Football Team								DID NOT PLAY (NON-INJURY)								L	17-23	
12/13	at Bills								DID NOT PLAY (NON-INJURY)								L	15-26	
12/21	at Bengals								DID NOT PLAY (NON-INJURY)								L	17-27	
12/27	Colts								DID NOT PLAY (NON-INJURY)								W	28-24	
01/03	at Browns	S	39	22	315	56.4	8.1	14.3	2	1	47	1/8	89.2	1	1	1	0	L	22-24
2020 TOTALS	5-1		43	25	324	58.1	7.5	13.0	2	1	47	1/8	87.7	7	-6	1	0	12-4	

2019 GAME-BY-GAME REGULAR-SEASON STATISTICS (STEELERS)

DATE	OPPONENT	P/S	PASSING										RUSHING				W/L	SCORE		
			ATT	CMP	YDS	PCT	Y/A	Y/C	TD	INT	LG	SK/YD	RATE	ATT	YDS	LG			TD	
09/08	at Patriots							DID NOT PLAY (NON-INJURY)										L	3-33	
09/15	Seahawks	P	19	12	112	63.2	5.9	9.3	2	1	45	0/0	92.4	1	7	7	0	L	26-28	
09/22	at 49ers	S	27	14	174	51.9	6.4	12.4	2	1	76t	2/14	81.4	4	15	7	0	L	20-24	
09/30	Bengals	S	28	24	229	85.7	8.2	9.5	2	0	43t	0/0	124.6	3	-3	-1	0	W	27-3	
10/06	Ravens	S	20	13	131	65.0	6.6	10.1	1	0	35t	1/11	100.2	0	0	0	0	L	23-26+	
10/13	at Chargers							INACTIVE											W	24-17
10/28	Dolphins	S	36	20	251	55.6	7.0	12.6	2	1	45t	2/15	84.4	0	0	0	0	W	27-14	
11/03	Colts	S	35	26	191	74.3	5.5	7.3	1	1	40	1/8	84.3	3	5	7	0	W	26-24	
11/10	Rams	S	38	22	242	57.9	6.4	11.0	1	0	34	3/11	85.6	2	-1	0	0	W	17-12	
11/14	at Browns	S	44	23	221	52.3	5.0	9.6	1	4	22	4/43	36.3	2	15	13	0	L	7-21	
11/24	at Bengals	S	16	8	85	50.0	5.3	10.6	0	1	35	1/13	39.8	4	4	2	0	W	16-10	
12/01	Browns							DID NOT PLAY (NON-INJURY)											W	20-13
12/08	at Cardinals							DID NOT PLAY (NON-INJURY)											W	23-17
12/15	Bills							DID NOT PLAY (NON-INJURY)											L	10-17
12/22	at Jets	P	20	14	129	70.0	6.5	9.2	1	0	29t	1/9	104.0	2	0	5	0	L	10-16	
12/29	at Ravens							DID NOT PLAY											L	10-28
2019 TOTALS		10-8	283	176	1,765	62.2	6.2	10.0	13	9	76T	15/124	82.0	21	42	13	0	8-8		
+ - Overtime																				

2018 GAME-BY-GAME REGULAR-SEASON STATISTICS (STEELERS)

DATE	OPPONENT	P/S	PASSING											RUSHING				W/L/T	SCORE
			ATT	CMP	YDS	PCT	Y/A	Y/C	TD	INT	LG	SK/YD	RATE	ATT	YDS	LG	TD		
09/09	at Browns								INACTIVE									T	21-21
09/16	Chiefs								INACTIVE									L	37-42
09/24	at Buccaneers								INACTIVE									W	30-27
09/30	Ravens								INACTIVE									L	14-26
10/07	Falcons								INACTIVE									W	41-17
10/14	at Bengals								INACTIVE									W	28-21
10/28	Browns								INACTIVE									W	33-18
11/04	at Ravens								INACTIVE									W	23-16
11/08	Panthers								INACTIVE									W	52-21
11/18	at Jaguars								INACTIVE									W	20-16
11/25	at Broncos								INACTIVE									L	17-24
12/02	Chargers								INACTIVE									L	30-33
12/09	at Raiders								INACTIVE									L	21-24
12/16	Patriots								INACTIVE									W	17-10
12/23	at Saints								INACTIVE									L	28-31
12/30	Bengals								ON INACTIVE LIST									W	16-13
2018 TOTALS		0-0	0	0	0	0.0	0.0	0.0	0	0	0	0/0	0.0	0	0	0	0	9-6-1	




72

TRENT SCOTT
OFFENSIVE LINEMAN

HEIGHT: 6-5
WEIGHT: 320
COLLEGE: Grambling State
BORN: January 25, 1994

BIRTHPLACE: Huntsville, AL
HOW ACQUIRED: FA '22
NFL EXPERIENCE: 5th year



TRENT SCOTT'S NFL REGULAR SEASON STATISTICS

DATE	TEAM	GP	GS
2018	Chargers	9	1
2019	Chargers	16	9
2020	Panthers	14	4
2021	Panthers	14	5
NFL TOTALS		53	19

TRENT SCOTT'S NFL POSTSEASON STATISTICS

DATE	TEAM	GP	GS
2018	Chargers	2	0
NFL TOTALS		2	0

2021 GAME-BY-GAME REGULAR-SEASON STATISTICS (PANTHERS)

DATE	OPPONENT	P/S		W/L	SCORE
09/12	Jets	P		W	19-14
09/19	Saints		ON INACTIVE LIST	W	26-7
09/23	at Texans	P		W	24-9
10/03	at Cowboys	P		L	28-36
10/10	Eagles	P		L	18-21
10/17	Vikings	P		L	28-34+
10/24	at Giants	P		L	3-25
10/31	at Falcons	S		W	19-13
11/07	Patriots	S		L	6-24
11/14	at Cardinals	S		W	34-10
11/21	Football Team	P		L	21-27
11/28	at Dolphins	S		L	10-33
12/12	Falcons		RESERVE/COVID-19	L	21-29
12/19	at Bills		ON INACTIVE LIST	L	14-31
12/26	Buccaneers	P		L	6-32
01/02	at Saints	P		L	10-18
01/09	at Buccaneers	S		L	17-41
2021 TOTALS		14-5		5-12	
+ - Overtime					

2020 GAME-BY-GAME REGULAR-SEASON STATISTICS (PANTHERS)

DATE	OPPONENT	P/S		W/L	SCORE
09/13	Raiders		DID NOT PLAY (NON-INJURY)	L	30-34
09/20	at Buccaneers	P		L	17-31
09/27	at Chargers		INJURED RESERVE	W	21-16
10/04	Cardinals	P		W	31-21
10/11	at Falcons	P		W	23-16
10/18	Bears	P		L	16-23
10/25	at Saints	P		L	24-27
10/29	Falcons	P		L	17-25
11/08	at Chiefs	P		L	31-33
11/15	Buccaneers	S		L	23-46
11/22	Lions	S		W	20-0
11/29	at Vikings	P		L	27-28
12/13	Broncos	P		L	27-32
12/19	at Packers	S		L	16-24
12/27	at Football Team	S		W	20-13
01/03	Saints		INJURED RESERVE	L	7-33
2020 TOTALS		13-4		5-11	

2019 GAME-BY-GAME REGULAR-SEASON STATISTICS (CHARGERS)

DATE	OPPONENT	P/S	W/L	SCORE
09/08	Colts	S	W	30-24+
09/15	at Lions	S	L	10-13
09/22	Texans	S	L	20-27
09/29	at Dolphins	S	W	30-10
10/06	Broncos	S	L	13-20
10/13	Steelers	S	L	17-24
10/20	at Titans	S	L	20-23
10/27	at Bears	P	W	17-16
11/03	Packers	P	W	26-11
11/07	at Raiders	S	L	24-26
11/18	Chiefs	S	L	17-24
12/01	at Broncos	P	L	20-23
12/08	at Jaguars	P	W	45-10
12/15	Vikings	P	L	10-39
12/22	Raiders	P	L	17-24
12/29	at Chiefs	P	L	21-31
2019 TOTALS		16-9	5-11	
+ - Overtime				

2018 GAME-BY-GAME REGULAR-SEASON STATISTICS (CHARGERS)

DATE	OPPONENT	P/S	W/L	SCORE
09/09	Chiefs		L	28-38
09/16	at Bills		W	31-20
09/23	at Rams	P	L	23-35
09/30	49ers	P	W	29-27
10/07	Raiders	S	W	26-10
10/14	at Browns	P	W	38-14
10/21	Titans		W	20-19
11/04	at Seahawks		W	25-17
11/11	at Raiders		W	20-6
11/18	Broncos		L	22-23
11/25	Cardinals		W	45-10
12/02	at Steelers	P	W	33-30
12/09	Bengals	P	W	26-21
12/13	at Chiefs	P	W	29-28
12/22	Ravens	P	L	10-22
12/30	at Broncos	P	W	23-9
2018 TOTALS		9-1	12-4	

2018 GAME-BY-GAME POSTSEASON STATISTICS (CHARGERS)

DATE	OPPONENT	P/S	W/L	SCORE
01/06	at Ravens	P	W	23-17
01/13	at Patriots	P	L	28-41
2018 TOTALS		2-0	1-1	



82

STEVEN SIMS

WIDE RECEIVER

HEIGHT: 5-10

WEIGHT: 176


COLLEGE: Kansas

BORN: March 31, 1997

BIRTHPLACE: Houston, TX

HOW ACQUIRED: FA 21

NFL EXPERIENCE: 3rd year



STEVEN SIMS' NFL REGULAR SEASON RUSHING/RECEIVING STATISTICS

DATE	TEAM	GP	GS	RECEIVING					RUSHING				
				NO.	YDS.	AVG.	LG	TD	NO.	YDS.	AVG.	LG	TD
2019	Redskins	16	2	34	310	9.1	65	4	9	85	9.4	65T	1
2020	Football Team	12	2	27	265	9.8	30	1	1	18	18.0	18	0
2021	Steelers	1	0	0	0	0.0	0	0	0	0	0.0	0	0
NFL TOTALS		29	4	61	575	9.4	65	5	10	103	10.3	65T	1

STEVEN SIMS' NFL POSTSEASON RUSHING/RECEIVING STATISTICS

DATE	TEAM	GP	GS	RECEIVING					RUSHING				
				NO.	YDS.	AVG.	LG	TD	NO.	YDS.	AVG.	LG	TD
2020	Football Team	1	0	3	33	11.0	12	1	1	4	4.0	4	0
2021	Steelers	0	0	0	0	0.0	0	0	0	0	0.0	0	0
NFL TOTALS		1	0	3	33	11.0	12	1	1	4	4.0	4	0

STEVEN SIMS' NFL REGULAR SEASON RETURN STATISTICS

DATE	TEAM	RET.	KICKOFF RETURNS					PUNT RETURNS				
			YDS.	AVG.	LG	TD	NO.	FC	YDS.	AVG.	LG	TD
2019	Redskins	32	819	25.6	91T	1	6	4	26	4.3	11	0
2020	Football Team	3	42	14.0	20	0	24	19	160	6.7	22	0
2021	Steelers	0	0	0.0	0	0	0	0	0	0.0	0	0
NFL TOTALS		35	861	24.6	91T	1	30	23	186	6.2	22	0

STEVEN SIMS' NFL POSTSEASON RETURN STATISTICS

DATE	TEAM	RET.	KICKOFF RETURNS					PUNT RETURNS				
			YDS.	AVG.	LG	TD	NO.	FC	YDS.	AVG.	LG	TD
2020	Football Team	0	0	0.0	0	0	0	1	0	0.0	0	0
2021	Steelers	0	0	0.0	0	0	0	0	0	0.0	0	0
NFL TOTALS		0	0	0.0	0	0	0	1	0	0.0	0	0

SINGLE-GAME HIGHS: RUSHING/RECEIVING

Rush Attempts	3 vs. Dallas Cowboys, Sep 15, 2019 2 vs. New York Giants, Dec 22, 2019	Kickoff Return Yards	143 vs. New York Jets, Nov 17, 2019 124 vs. Detroit Lions, Nov 24, 2019
Rushing Yards	65 vs. New England Patriots, Oct 06, 2019 18 at Philadelphia Eagles, Jan 03, 2021	Longest Kickoff Return	91T vs. Detroit Lions, Nov 24, 2019 45 vs. Chicago Bears, Sep 23, 2019
Longest Runs	65T vs. New England Patriots, Oct 06, 2019 18 at Philadelphia Eagles, Jan 03, 2021	Kickoff Return TDs	1 vs. Detroit Lions, Nov 24, 2019
Rushing TDs	1 vs. New England Patriots, Oct 06, 2019	Fair Catches	5 at San Francisco 49ers, Dec 13, 2020 4 at Pittsburgh Steelers, Dec 07, 2020
Receptions	6 vs. New York Giants, Dec 22, 2019 5 at Detroit Lions, Nov 15, 2020 ...2 more at 5.	Punt Return Yards	36 at San Francisco 49ers, Dec 13, 2020 23 at Cleveland Browns, Sep 27, 2020
Receiving Yards	81 at Dallas Cowboys, Dec 29, 2019 64 vs. New York Giants, Dec 22, 2019	Longest Punt Return	22 at San Francisco 49ers, Dec 13, 2020 20 at Philadelphia Eagles, Jan 03, 2021
Receiving Average	17.7 at Arizona Cardinals, Sep 20, 2020 16.7 vs. Philadelphia Eagles, Sep 13, 2020	Punt Returns	5 vs. Philadelphia Eagles, Sep 13, 2020 3 at Cleveland Browns, Sep 27, 2020 ...1 more at 3.
Longest Receptions	65 at Dallas Cowboys, Dec 29, 2019 32 vs. New York Giants, Dec 22, 2019	Punt Return Average	7.7 at Cleveland Browns, Sep 27, 2020 4.0 at Carolina Panthers, Dec 01, 2019
Receiving TDs	2 vs. New York Giants, Dec 22, 2019 1 vs. Cincinnati Bengals, Nov 22, 2020 ...2 more at 1.	Kickoff Return Average	34.0 vs. Chicago Bears, Sep 23, 2019 29.7 vs. Philadelphia Eagles, Dec 15, 2019
All-Purpose Yards	149 vs. New York Jets, Nov 17, 2019 142 vs. Philadelphia Eagles, Dec 15, 2019	Most TDs	2 vs. New York Giants, Dec 22, 2019 1 vs. Cincinnati Bengals, Nov 22, 2020 ...4 more at 1.
Kickoff Returns	6 vs. New York Jets, Nov 17, 2019 3 at Arizona Cardinals, Sep 20, 2020 ...5 more at 3.	Miscellaneous Tackles	1 vs. Carolina Panthers, Dec 27, 2020

SINGLE-GAME HIGHS - POSTSEASON: RUSHING/RECEIVING

Rush Attempts	1 vs. Tampa Bay Buccaneers, Jan 09, 2021	Longest Receptions	12 vs. Tampa Bay Buccaneers, Jan 09, 2021
Rushing Yards	4 vs. Tampa Bay Buccaneers, Jan 09, 2021		11t vs. Tampa Bay Buccaneers, Jan 09, 2021
Longest Runs	4 vs. Tampa Bay Buccaneers, Jan 09, 2021		10 vs. Tampa Bay Buccaneers, Jan 09, 2021
Receptions	3 vs. Tampa Bay Buccaneers, Jan 09, 2021	Receiving TDs	1 vs. Tampa Bay Buccaneers, Jan 09, 2021
Receiving Yards	33 vs. Tampa Bay Buccaneers, Jan 09, 2021	All-Purpose Yards	37 vs. Tampa Bay Buccaneers, Jan 09, 2021
Receiving Average	11.0 vs. Tampa Bay Buccaneers, Jan 09, 2021	Fair Catches	1 vs. Tampa Bay Buccaneers, Jan 09, 2021
		Most TDs	1 vs. Tampa Bay Buccaneers, Jan 09, 2021

2021 GAME-BY-GAME REGULAR-SEASON STATISTICS (STEELERS)

DATE	OPPONENT	P/S	RECEIVING					RUSHING					W/L/T	SCORE
			NO.	YDS.	AVG.	LG	TD	NO.	YDS.	AVG.	LG	TD		
09/12	at Bills						PRACTICE SQUAD						W	23-16
09/19	Raiders						PRACTICE SQUAD						L	17-26
09/26	Bengals						PRACTICE SQUAD						L	10-24
10/03	at Packers						PRACTICE SQUAD						L	17-27
10/10	Broncos						PRACTICE SQUAD						W	27-19
10/17	Seahawks						PRACTICE SQUAD						W	23-20+
10/31	at Browns						PRACTICE SQUAD						W	15-10
11/08	Bears						PRACTICE SQUAD						W	29-27
11/14	Lions						PRACTICE SQUAD						T	16-16
11/21	at Chargers						PRACTICE SQUAD						L	37-41
11/28	at Bengals						PRACTICE SQUAD						L	10-41
12/05	Ravens						PRACTICE SQUAD						W	20-19
12/09	at Vikings						PRACTICE SQUAD						L	28-36
12/19	Titans						PRACTICE SQUAD						W	19-13
12/26	at Chiefs						PRACTICE SQUAD/COVID-19						L	10-36
01/03	Browns						PRACTICE SQUAD/COVID-19						W	26-14
01/09	at Ravens						PRACTICE SQUAD						W	16-13+
2021 TOTALS		0-0	0	0	0.0	0	0	0	0	0.0	0	0	9-7-1	

+ - Overtime

2020 GAME-BY-GAME REGULAR-SEASON STATISTICS (FOOTBALL TEAM)

DATE	OPPONENT	P/S	RECEIVING					RUSHING					W/L	SCORE
			NO.	YDS.	AVG.	LG	TD	NO.	YDS.	AVG.	LG	TD		
09/13	Eagles						NOT ON ROSTER						W	27-17
09/20	at Cardinals	S	3	53	17.7	30	0	0	0	0.0	0	0	L	15-30
09/27	at Browns	P	0	0	0.0	0	0	0	0	0.0	0	0	L	20-34
10/04	Ravens						ON INACTIVE LIST						L	17-31
10/11	Rams						DID NOT PLAY						L	10-30
10/18	at Giants						DID NOT PLAY						L	19-20
10/25	Cowboys						DID NOT PLAY						W	25-3
11/08	Giants	P	1	4	4.0	4	0	0	0	0.0	0	0	L	20-23
11/15	at Lions	P	5	46	9.2	23	0	0	0	0.0	0	0	L	27-30
11/22	Bengals	P	3	13	4.3	7	1	0	0	0.0	0	0	W	20-9
11/26	at Cowboys	P	1	8	8.0	8	0	0	0	0.0	0	0	W	41-16
12/07	at Steelers	P	4	17	4.3	9	0	0	0	0.0	0	0	W	23-17
12/13	at 49ers	P	1	5	5.0	5	0	0	0	0.0	0	0	W	23-15
12/20	Seahawks	P	1	11	11.0	11	0	0	0	0.0	0	0	L	15-20
12/27	Panthers	P	4	52	13.0	23	0	0	0	0.0	0	0	L	13-20
01/03	at Eagles	P	1	6	6.0	6	0	1	18	18.0	18	0	W	20-14
2020 TOTALS		11-1	24	215	9.0	30	1	1	18	18.0	18	0	7-9	

2019 GAME-BY-GAME REGULAR-SEASON STATISTICS (REDSKINS)

DATE	OPPONENT	P/S	RECEIVING					RUSHING					W/L	SCORE
			NO.	YDS.	AVG.	LG	TD	NO.	YDS.	AVG.	LG	TD		
09/08	at Eagles	P	0	0	0.0	0	0	0	0	0.0	0	0	L	27-32
09/15	Cowboys	P	1	3	3.0	3	0	3	16	5.3	8	0	L	21-31
09/23	Bears	P	2	24	12.0	13	0	0	0	0.0	0	0	L	15-31
09/29	at Giants	P	0	0	0.0	0	0	0	0	0.0	0	0	L	3-24
10/06	Patriots	P	2	1	0.5	5	0	1	65	65.0	65t	1	L	7-33
10/13	at Dolphins	P	0	0	0.0	0	0	1	1	1.0	1	0	W	17-16
10/20	49ers	P	3	5	1.7	6	0	1	0	0.0	0	0	L	0-9
10/24	at Vikings	P	0	0	0.0	0	0	0	0	0.0	0	0	L	9-19
11/03	at Bills	P	1	12	12.0	12	0	0	0	0.0	0	0	L	9-24
11/17	Jets	P	2	6	3.0	9	0	0	0	0.0	0	0	L	17-34
11/24	Lions	P	0	0	0.0	0	0	0	0	0.0	0	0	W	19-16
12/01	at Panthers	P	3	29	9.7	14	0	0	0	0.0	0	0	W	29-21
12/08	at Packers	P	4	40	10.0	13	0	0	0	0.0	0	0	L	15-20
12/15	Eagles	S	5	45	9.0	19	1	0	0	0.0	0	0	L	27-37
12/22	Giants	P	6	64	10.7	32	2	2	9	4.5	14	0	L	35-41+
12/29	at Cowboys						NOT ON ROSTER						L	16-47
2019 TOTALS		15-1	29	229	7.9	32	3	8	91	11.4	65T	1	3-13	

+ - Overtime

2021 GAME-BY-GAME REGULAR-SEASON STATISTICS (STEELERS)

DATE	OPPONENT	P/S	KICKOFF RETURNS					PUNT RETURNS					W/L	SCORE
			RET	YDS	AVG	LG	TD	NO	FC	YDS	AVG	LG		
09/12	at Bills							PRACTICE SQUAD					W	23-16
09/19	Raiders							PRACTICE SQUAD					L	17-26
09/26	Bengals							PRACTICE SQUAD					L	10-24
10/03	at Packers							PRACTICE SQUAD					L	17-27
10/10	Broncos							PRACTICE SQUAD					W	27-19
10/17	Seahawks							PRACTICE SQUAD					W	23-20+
10/31	at Browns							PRACTICE SQUAD					W	15-10
11/08	Bears							PRACTICE SQUAD					W	29-27
11/14	Lions							PRACTICE SQUAD					T	16-16
11/21	at Chargers							PRACTICE SQUAD					L	37-41
11/28	at Bengals							PRACTICE SQUAD					L	10-41
12/05	Ravens							PRACTICE SQUAD					W	20-19
12/09	at Vikings							PRACTICE SQUAD					L	28-36
12/19	Titans							PRACTICE SQUAD					W	19-13
12/26	at Chiefs							PRACTICE SQUAD/COVID-19					L	10-36
01/03	Browns							PRACTICE SQUAD/COVID-19					W	26-14
01/09	at Ravens							PRACTICE SQUAD					W	16-13+
2021 TOTALS			0-0	0	0	0.0	0	0	0	0	0.0	0	9-7	
+ - Overtime														

2020 GAME-BY-GAME REGULAR-SEASON STATISTICS (FOOTBALL TEAM)

DATE	OPPONENT	P/S	KICKOFF RETURNS					PUNT RETURNS					W/L	SCORE
			RET	YDS	AVG	LG	TD	NO	FC	YDS	AVG	LG		
09/13	Eagles							NOT ON ROSTER					W	27-17
09/20	at Cardinals	S	3	42	14.0	20	0	2	1	16	8.0	12	0	L 15-30
09/27	at Browns	P	0	0	0.0	0	0	3	1	23	7.7	19	0	L 20-34
10/04	Ravens							ON INACTIVE LIST					L	17-31
10/11	Rams							DID NOT PLAY					L	10-30
10/18	at Giants							DID NOT PLAY					L	19-20
10/25	Cowboys							DID NOT PLAY					W	25-3
11/08	Giants	P	0	0	0.0	0	0	1	1	12	12.0	12	0	L 20-23
11/15	at Lions	P	0	0	0.0	0	0	1	3	0	0.0	0	0	L 27-30
11/22	Bengals	P	0	0	0.0	0	0	2	1	13	6.5	10	0	W 20-9
11/26	at Cowboys	P	0	0	0.0	0	0	2	0	15	7.5	10	0	W 41-16
12/07	at Steelers	P	0	0	0.0	0	0	1	4	9	9.0	9	0	W 23-17
12/13	at 49ers	P	0	0	0.0	0	0	2	5	36	18.0	22	0	W 23-15
12/20	Seahawks	P	0	0	0.0	0	0	2	0	-1	-0.5	0	0	L 15-20
12/27	Panthers	P	0	0	0.0	0	0	1	2	0	0.0	0	0	L 13-20
01/03	at Eagles	P	0	0	0.0	0	0	2	1	20	10.0	20	0	W 20-14
2020 TOTALS			11-1	3	42	14.0	20	0	19	19	143	7.5	22	0 7-9

2019 GAME-BY-GAME REGULAR-SEASON STATISTICS (REDSKINS)

DATE	OPPONENT	P/S	KICKOFF RETURNS					PUNT RETURNS					W/L	SCORE
			RET	YDS	AVG	LG	TD	NO	FC	YDS	AVG	LG		
09/08	at Eagles	P	3	46	15.3	19	0	0	0	0	0.0	0	0	L 27-32
09/15	Cowboys	P	1	20	20.0	20	0	0	0	0	0.0	0	0	L 21-31
09/23	Bears	P	3	102	34.0	45	0	0	0	0	0.0	0	0	L 15-31
09/29	at Giants	P	2	37	18.5	19	0	0	0	0	0.0	0	0	L 3-24
10/06	Patriots	P	0	0	0.0	0	0	0	0	0	0.0	0	0	L 7-33
10/13	at Dolphins	P	1	21	21.0	21	0	0	0	0	0.0	0	0	W 17-16
10/20	49ers	P	3	63	21.0	24	0	0	0	0	0.0	0	0	L 0-9
10/24	at Vikings	P	2	54	27.0	31	0	0	0	0	0.0	0	0	L 9-19
11/03	at Bills	P	3	56	18.7	22	0	0	0	0	0.0	0	0	L 9-24
11/17	Jets	P	6	143	23.8	30	0	0	0	0	0.0	0	0	L 17-34
11/24	Lions	P	2	124	62.0	91t	1	0	0	0	0.0	0	0	W 19-16
12/01	at Panthers	P	0	0	0.0	0	0	3	0	12	4.0	6	0	W 29-21
12/08	at Packers	P	1	19	19.0	19	0	1	1	6	6.0	6	0	L 15-20
12/15	Eagles	S	3	89	29.7	41	0	2	1	8	4.0	11	0	L 27-37
12/22	Giants	P	1	25	25.0	25	0	0	1	0	0.0	0	0	L 35-41+
12/29	at Cowboys							NOT ON ROSTER					L	16-47
2019 TOTALS			15-1	31	799	25.8	91T	1	6	3	26	4.3	11	0 3-13
+ - Overtime														



24

BENNY SNELL JR.
RUNNING BACK

HEIGHT: 5-10

WEIGHT: 224

COLLEGE: Kentucky

BORN: February 26, 1998

BIRTHPLACE: Columbus, OH

HOW ACQUIRED: D4 '19

NFL EXPERIENCE: 4th year

COMMUNITY

- Participates in Salvation Army Project Bundle Up
- Served as a co-chair for the Salvation Army 2022 Topgolf Classic to benefit Salvation Army Project Bundle Up

BENNY SNELL JR.'S NFL REGULAR SEASON RUSHING/RECEIVING STATISTICS

DATE	TEAM	GP	GS	RUSHING					RECEIVING				
				NO.	YDS.	AVG.	LG	TD	NO.	YDS.	AVG.	LG	TD
2019	Steelers	13	2	108	426	3.9	23	2	3	23	7.7	14	0
2020	Steelers	16	3	111	368	3.3	30	4	10	61	6.1	14	0
2021	Steelers	17	0	36	98	2.7	9	0	2	13	6.5	7	0
NFL TOTALS		46	5	255	892	3.5	30	6	15	97	6.5	14	0

BENNY SNELL JR.'S NFL POSTSEASON RUSHING/RECEIVING STATISTICS

DATE	TEAM	GP	GS	RUSHING					RECEIVING				
				NO.	YDS.	AVG.	LG	TD	NO.	YDS.	AVG.	LG	TD
2020	Steelers	1	0	2	13	6.5	11	0	1	4	4.0	4	0
2021	Steelers	1	0	2	15	7.5	8	0	2	16	8.0	11	0
NFL TOTALS		2	0	4	28	7.0	11	0	3	20	6.7	11	0

BENNY SNELL JR.'S NFL REGULAR SEASON RETURN STATISTICS

DATE	TEAM	RET.	KICKOFF RETURNS					PUNT RETURNS				
			YDS.	AVG.	LG	TD	NO.	FC	YDS.	AVG.	LG	TD
2019	Steelers	1	8	8.0	8	0	0	0	0	0.0	0	0
2020	Steelers	0	0	0.0	0	0	0	0	0	0.0	0	0
2021	Steelers	0	0	0.0	0	0	0	0	0	0.0	0	0
NFL TOTALS		1	8	8.0	8	0	0	0	0	0.0	0	0

BENNY SNELL JR.'S NFL POSTSEASON RETURN STATISTICS

DATE	TEAM	RET.	KICKOFF RETURNS					PUNT RETURNS				
			YDS.	AVG.	LG	TD	NO.	FC	YDS.	AVG.	LG	TD
2020	Steelers	0	0	0.0	0	0	0	0	0	0.0	0	0
2021	Steelers	0	0	0.0	0	0	0	0	0	0.0	0	0
NFL TOTALS		0	0	0.0	0	0	0	0	0	0.0	0	0

SINGLE-GAME HIGHS: RUSHING/RECEIVING

Rush Attempts	21 at Cincinnati Bengals, Nov 24, 2019 19 at New York Giants, Sep 14, 2020	Longest Receptions	14 at Cincinnati Bengals, Dec 21, 2020 14 at Los Angeles Chargers, Oct 13, 2019
Rushing Yards	113 at New York Giants, Sep 14, 2020 98 at Cincinnati Bengals, Nov 24, 2019	All-Purpose Yards	113 at New York Giants, Sep 14, 2020 107 at Cincinnati Bengals, Dec 21, 2020
Rushing Average	6.0 at New York Giants, Sep 14, 2020 5.1 at Baltimore Ravens, Dec 29, 2019	Kickoff Returns	1 at Baltimore Ravens, Dec 29, 2019
Longest Runs	30 at New York Giants, Sep 14, 2020 29 at Cincinnati Bengals, Dec 21, 2020	Kickoff Return Yards	8 at Baltimore Ravens, Dec 29, 2019
Rushing TDs	1 at Cincinnati Bengals, Dec 21, 2020 1 at Jacksonville Jaguars, Nov 22, 2020 ...4 more at 1.	Longest Kickoff Return	8 at Baltimore Ravens, Dec 29, 2019
Receptions	3 at Cincinnati Bengals, Dec 21, 2020 3 vs. Baltimore Ravens, Dec 02, 2020	Special Teams Tackles	2 vs. Cleveland Browns, Jan 03, 2022 2 at Buffalo Bills, Dec 13, 2020
Receiving Yards	33 vs. Baltimore Ravens, Dec 02, 2020 23 at Cincinnati Bengals, Dec 21, 2020	Most TDs	1 at Cincinnati Bengals, Dec 21, 2020 1 at Jacksonville Jaguars, Nov 22, 2020 ...4 more at 1.
Receiving Average	11.0 vs. Baltimore Ravens, Dec 02, 2020 7.7 at Cincinnati Bengals, Dec 21, 2020	Miscellaneous Tackles	1 at Cleveland Browns, Jan 03, 2021

SINGLE-GAME HIGHS - POSTSEASON: RUSHING/RECEIVING

Rush Attempts	2 at Kansas City Chiefs, Jan 16, 2022	Receiving Yards	16 at Kansas City Chiefs, Jan 16, 2022
	2 vs. Cleveland Browns, Jan 10, 2021		4 vs. Cleveland Browns, Jan 10, 2021
Rushing Yards	15 at Kansas City Chiefs, Jan 16, 2022	Longest Receptions	11 at Kansas City Chiefs, Jan 16, 2022
	13 vs. Cleveland Browns, Jan 10, 2021		5 at Kansas City Chiefs, Jan 16, 2022
Longest Runs	11 vs. Cleveland Browns, Jan 10, 2021	All-Purpose Yards	4 vs. Cleveland Browns, Jan 10, 2021
	8 at Kansas City Chiefs, Jan 16, 2022		31 at Kansas City Chiefs, Jan 16, 2022
	7 at Kansas City Chiefs, Jan 16, 2022	Longest Own Fumble Return	17 vs. Cleveland Browns, Jan 10, 2021
	2 vs. Cleveland Browns, Jan 10, 2021		9 at Kansas City Chiefs, Jan 16, 2022
Receptions	2 at Kansas City Chiefs, Jan 16, 2022		
	1 vs. Cleveland Browns, Jan 10, 2021		

100-YARD RUSHING GAMES (1): REGULAR SEASON

DATE	TEAM	ATT.	YDS.	AVG.	LG	TD
09/14/20	at Giants	19	113	5.9	30	0

2021 GAME-BY-GAME REGULAR-SEASON STATISTICS (STEELERS)


		RUSHING						RECEIVING							
DATE	OPPONENT	P/S	NO.	YDS.	AVG.	LG	TD	NO.	YDS.	AVG.	LG	TD	W/L/T	SCORE	
09/12	at Bills	P	0	0	0.0	0	0	0	0	0.0	0	0	W	23-16	
09/19	Raiders	P	2	1	0.5	1	0	0	0	0.0	0	0	L	17-26	
09/26	Bengals	P	0	0	0.0	0	0	0	0	0.0	0	0	L	10-24	
10/03	at Packers	P	1	0	0.0	0	0	0	0	0.0	0	0	L	17-27	
10/10	Broncos	P	5	20	4.0	9	0	0	0	0.0	0	0	W	27-19	
10/17	Seahawks	P	0	0	0.0	0	0	0	0	0.0	0	0	W	23-20+	
10/31	at Browns	P	0	0	0.0	0	0	1	7	7.0	7	0	W	15-10	
11/08	Bears	P	2	6	3.0	5	0	0	0	0.0	0	0	W	29-27	
11/14	Lions	P	1	4	4.0	4	0	0	0	0.0	0	0	T	16-16	
11/21	at Chargers	P	2	7	3.5	4	0	0	0	0.0	0	0	L	37-41	
11/28	at Bengals	P	2	5	2.5	4	0	0	0	0.0	0	0	L	10-41	
12/05	Ravens	P	2	13	6.5	8	0	0	0	0.0	0	0	W	20-19	
12/09	at Vikings	P	1	-2	-2.0	-2	0	0	0	0.0	0	0	L	28-36	
12/19	Titans	P	0	0	0.0	0	0	0	0	0.0	0	0	W	19-13	
12/26	at Chiefs	P	5	20	4.0	8	0	1	6	6.0	6	0	L	10-36	
01/03	Browns	P	1	2	2.0	2	0	0	0	0.0	0	0	W	26-14	
01/09	at Ravens	P	12	22	1.8	9	0	0	0	0.0	0	0	W	16-13+	
2021 TOTALS		17-0	36	98	2.7	9	0	2	13	6.5	7	0	9-7-1		
+ - Over/Time															

2020 GAME-BY-GAME REGULAR-SEASON STATISTICS (STEELERS)

		RUSHING							RECEIVING								
DATE	OPPONENT	P/S	NO.	YDS.	AVG.	LG	TD	NO.	YDS.	AVG.	LG	TD	W/L	SCORE			
09/14	at Giants	P	19	113	5.9	30	0	0	0	0.0	0	0	W	26-16			
09/20	Broncos	P	3	5	1.7	3	0	1	-4	-4.0	-4	0	W	26-21			
09/27	Texans	P	7	11	1.6	4	0	0	0	0.0	0	0	W	28-21			
10/11	Eagles	P	7	19	2.7	8	0	0	0	0.0	0	0	W	38-29			
10/18	Browns	P	6	17	2.8	5	1	1	4	4.0	4	0	W	38-7			
10/25	at Titans	P	2	2	1.0	1t	1	0	0	0.0	0	0	W	27-24			
11/01	at Ravens	P	0	0	0.0	0	0	0	0	0.0	0	0	W	28-24			
11/08	at Cowboys	P	3	1	0.3	3	0	0	0	0.0	0	0	W	24-19			
11/15	Bengals	P	3	12	4.0	8	0	0	0	0.0	0	0	W	36-10			
11/22	at Jaguars	P	7	15	2.1	5	1	0	0	0.0	0	0	W	27-3			
12/02	Ravens	S	16	60	3.8	13	0	3	33	11.0	13	0	W	19-14			
12/07	Football Team	S	8	5	0.6	4	0	2	5	2.5	4	0	L	17-23			
12/13	at Bills	P	3	14	4.7	7	0	0	0	0.0	0	0	L	15-26			
12/21	at Bengals	S	18	84	4.7	29	1	3	23	7.7	14	0	L	17-27			
12/27	Colts	P	6	0	0.0	2	0	0	0	0.0	0	0	W	28-24			
01/03	at Browns	P	3	10	3.3	6	0	0	0	0.0	0	0	L	22-24			
2020 TOTALS		16-3	111	368	3.3	30	4	10	61	6.1	14	0	12-4				

2019 GAME-BY-GAME REGULAR-SEASON STATISTICS (STEELERS)

DATE	OPPONENT	P/S	RUSHING					RECEIVING					W/L	SCORE
			NO.	YDS.	AVG.	LG	TD	NO.	YDS.	AVG.	LG	TD		
09/08	at Patriots	P	0	0	0.0	0	0	0	0	0.0	0	0	L	3-33
09/15	Seahawks	P	1	23	23.0	23	0	0	0	0.0	0	0	L	26-28
09/22	at 49ers	P	3	6	2.0	4	0	0	0	0.0	0	0	L	20-24
09/30	Bengals	P	2	1	0.5	1	0	0	0	0.0	0	0	W	27-3
10/06	Ravens	P	0	0	0.0	0	0	0	0	0.0	0	0	L	23-26+
10/13	at Chargers	P	17	75	4.4	20	0	1	14	14.0	14	0	W	24-17
10/28	Dolphins	P	5	13	2.6	5	0	0	0	0.0	0	0	W	27-14
11/03	Colts						INACTIVE						W	26-24
11/10	Rams						INACTIVE						W	17-12
11/14	at Browns						INACTIVE						L	7-21
11/24	at Bengals	S	21	98	4.7	21	0	1	5	5.0	5	0	W	16-10
12/01	Browns	P	16	63	3.9	14	1	1	4	4.0	4	0	W	20-13
12/08	at Cardinals	P	16	41	2.6	9	0	0	0	0.0	0	0	W	23-17
12/15	Bills	P	2	1	0.5	2	0	0	0	0.0	0	0	L	10-17
12/22	at Jets	P	7	14	2.0	6	0	0	0	0.0	0	0	L	10-16
12/29	at Ravens	S	18	91	5.1	19	1	0	0	0.0	0	0	L	10-28
2019 TOTALS		13-2	108	426	3.9	23	2	3	23	7.7	14	0	8-8	
+ - Overtime														



41

ROBERT SPILLANE

LINEBACKER

HEIGHT: 6-1

WEIGHT: 229

COLLEGE: Western Michigan

BORN: December 14, 1995

BIRTHPLACE: Oak Park, IL

HOW ACQUIRED: FA '19

NFL EXPERIENCE: 4th year

↘

o

x

x

ROBERT SPILLANE'S NFL REGULAR SEASON DEFENSIVE STATISTICS

TACKLES													INTERCEPTIONS					O. FUMB					ST					MISC				
DATE	TEAM	GP	GS	TK	S	A	TFL	YDS	SK	YDS	QBH	NO	YDS	LG	TD	PD	FF	FR	TD	YDS	TK	S	A	FF	FR	S	A					
2018	Titans	2	0	0	0	0	0	0	0.0	0.0	0	0	0	0	0	0	0	0	0	0	0	0	0	0	0	0	0					
2019	Titans	0	0	0	0	0	0	0	0.0	0.0	0	0	0	0	0	0	0	0	0	0	0	0	0	0	0	0	0					
Went from Tennessee to Pittsburgh.																																
2019	Steelers	8	0	1	1	0	0	0	0.0	0.0	0	0	0	0	0	0	0	0	0	0	10	7	3	0	0	0	0					
2019	TOTAL	8	0	1	1	0	0	0	0.0	0.0	0	0	0	0	0	0	0	0	0	0	10	7	3	0	0	0	0					
2020	Steelers	12	7	43	37	6	4	21	2.0	15.0	3	1	33	33	1	4	0	1	0	2	2	0	0	0	0	0	0					
2021	Steelers	14	4	45	23	22	2	4	0.0	0.0	0	0	0	0	0	0	0	0	0	11	6	5	0	0	0	0	0					
NFL TOTALS		36	11	89	61	28	6	25	2.0	15.0	3	1	33	33	1	4	0	1	0	23	15	8	0	0	0	0	0					

ROBERT SPILLANE'S NFL POSTSEASON DEFENSIVE STATISTICS

2020-2021 STEELERS SEASON																															
DATE	TEAM	GP	GS	TACKLES								INTERCEPTIONS								O. FUMB						ST				MISC	
				TK	S	A	TFL	YDS	SK	YDS	QBH	NO	YDS	LG	TD	PD	FF	FR	TD	YDS	TK	S	A	FF	FR	S	A	FR	S	A	
2020	Steelers	1	1	9	6	3	0	0	0.0	0.0	0	0	0	0	0	0	0	0	0	0	0	0	0	0	0	0	0	0	0		
2021	Steelers	1	1	5	5	0	0	0	0.0	0.0	0	0	0	0	0	0	0	0	0	0	0	0	0	0	0	0	0	0			
NFL TOTALS		2	2	14	11	3	0	0	0.0	0.0	0	0	0	0	0	0	0	0	0	0	0	0	0	0	0	0	0	0	0		

SINGLE-GAME HIGHS: DEFENSIVE

Total Tackles	13 at Kansas City Chiefs, Dec 26, 2021	Tackles For Loss	1 vs. Cleveland Browns, Jan 03, 2022
	11 at Baltimore Ravens, Nov 01, 2020		1 vs. Las Vegas Raiders, Sep 19, 2021
Solo Tackles	10 at Baltimore Ravens, Nov 01, 2020		...4 more at 1.
	7 vs. Las Vegas Raiders, Sep 19, 2021	Interceptions	1 at Baltimore Ravens, Nov 01, 2020
Sacks	1.0 vs. Washington Football Team, Dec 07, 2020	Interception Return Yards	33 at Baltimore Ravens, Nov 01, 2020
	1.0 vs. Cincinnati Bengals, Nov 15, 2020	Special Teams Tackles	4 at Cincinnati Bengals, Nov 24, 2019
Passes Defensed	2 vs. Washington Football Team, Dec 07, 2020		2 at Los Angeles Chargers, Nov 21, 2021
	2 at Baltimore Ravens, Nov 01, 2020		...4 more at 2.
Fumble Recoveries	1 at Baltimore Ravens, Nov 01, 2020		

SINGLE-GAME HIGHS - POSTSEASON: DEFENSIVE

Total Tackles	9 vs. Cleveland Browns, Jan 10, 2021	Solo Tackles	6 vs. Cleveland Browns, Jan 10, 2021
	5 at Kansas City Chiefs, Jan 16, 2022		5 at Kansas City Chiefs, Jan 16, 2022

2021 GAME-BY-GAME REGULAR-SEASON STATISTICS (STEELERS)

DATE	OPPONENT	P/S	TACKLES								INTERCEPTIONS					O. FUMB			ST			MISC		W/L	SCORE					
			TK	S	A	SK	YDS	TFL	YDS	QBH	NO	YDS	LG	TD	PD	FF	FR	TD	YDS	TK	S	A	FF			FR	S	A		
09/12	at Bills									ON INACTIVE LIST																			W	23-16
09/19	Raiders	S	10	7	3	0.0	0.0	1	2	0	0	0	0	0	0	0	0	0	2	0	2	0	0	0	0	L	17-26			
09/26	Bengals	P	0	0	0	0.0	0.0	0	0	0	0	0	0	0	0	0	0	0	0	0	0	0	0	0	L	10-24				
10/03	at Packers	P	0	0	0	0.0	0.0	0	0	0	0	0	0	0	0	0	0	0	1	1	0	0	0	0	L	17-27				
10/10	Broncos	P	2	1	1	0.0	0.0	0	0	0	0	0	0	0	0	0	0	0	0	0	0	0	0	0	W	27-19				
10/17	Seahawks	P	2	0	2	0.0	0.0	0	0	0	0	0	0	0	0	0	0	0	1	1	0	0	0	0	W	23-20+				
10/31	at Browns	P	1	0	1	0.0	0.0	0	0	0	0	0	0	0	0	0	0	0	1	1	0	0	0	0	W	15-10				
11/08	Bears	P	0	0	0	0.0	0.0	0	0	0	0	0	0	0	0	0	0	0	0	0	0	0	0	0	W	29-27				
11/14	Lions	P	0	0	0	0.0	0.0	0	0	0	0	0	0	0	0	0	0	0	2	1	1	0	0	0	T	16-16				
11/21	at Chargers	P	1	1	0	0.0	0.0	0	0	0	0	0	0	0	0	0	0	0	2	1	1	0	0	0	L	37-41				
11/28	at Bengals	P	1	1	0	0.0	0.0	0	0	0	0	0	0	0	0	0	0	0	0	0	0	0	0	0	L	10-41				
12/05	Ravens									RESERVE/COVID-19																			W	20-19
12/09	at Vikings									INACTIVE																			L	28-36
12/19	Titans	P	3	1	2	0.0	0.0	0	0	0	0	0	0	0	0	0	0	0	1	0	1	0	0	0	W	19-13				
12/26	at Chiefs	S	13	5	8	0.0	0.0	0	0	0	0	0	0	0	0	0	0	0	0	0	0	0	0	0	L	10-36				
01/03	Browns	S	8	4	4	0.0	0.0	1	2	0	0	0	0	0	0	0	0	0	0	0	0	0	0	0	W	26-14				
01/09	at Ravens	S	4	3	1	0.0	0.0	0	0	0	0	0	0	0	0	0	0	0	1	1	0	0	0	0	W	16-13+				
2021 TOTALS		14-4	45	23	22	0.0	0.0	2	4	0	0	0	0	0	0	0	0	0	11	6	5	0	0	0	9-7-1					
+ Overtime																														

2020 GAME-BY-GAME REGULAR-SEASON STATISTICS (STEELERS)


DATE	OPPONENT	P/S	TACKLES							INTERCEPTIONS				O. FUMB				ST				MISC		W/L	SCORE			
			TK	S	A	SK	YDS	TFL	YDS	QBH	NO	YDS	LG	TD	PD	FF	FR	TD	YDS	TK	S	A	FF			FR	S	A
09/14	at Giants	P	0	0	0	0.0	0.0	0	0	0	0	0	0	0	0	0	0	0	1	1	0	0	0	0	0	W	26-16	
09/20	Broncos	P	0	0	0	0.0	0.0	0	0	0	0	0	0	0	0	0	0	0	0	0	0	0	0	0	0	W	26-21	
09/27	Texans	P	0	0	0	0.0	0.0	0	0	0	0	0	0	0	0	0	0	0	0	0	0	0	0	0	0	W	28-21	
10/11	Eagles	P	0	0	0	0.0	0.0	0	0	0	0	0	0	0	0	0	0	0	0	0	0	0	0	0	0	W	38-29	
10/18	Browns	P	5	4	1	0.0	0.0	1	6	0	0	0	0	0	0	0	0	0	1	1	0	0	0	0	0	W	38-7	
10/25	at Titans	S	3	2	1	0.0	0.0	0	0	0	0	0	0	0	0	0	0	0	0	0	0	0	0	0	0	W	27-24	
11/01	at Ravens	S	11	10	1	0.0	0.0	1	0	0	1	33	33	1	2	0	1	0	0	0	0	0	0	0	0	W	28-24	
11/08	at Cowboys	S	6	6	0	0.0	0.0	0	0	0	0	0	0	0	0	0	0	0	0	0	0	0	0	0	0	W	24-19	
11/15	Bengals	S	5	4	1	1.0	6.0	1	6	1	0	0	0	0	0	0	0	0	0	0	0	0	0	0	0	W	36-10	
11/22	at Jaguars	S	4	3	1	0.0	0.0	0	0	0	0	0	0	0	0	0	0	0	0	0	0	0	0	0	0	W	27-3	
12/02	Ravens	S	6	6	0	0.0	0.0	0	0	0	0	0	0	0	0	0	0	0	0	0	0	0	0	0	0	W	19-14	
12/07	Football Team	S	3	2	1	1.0	9.0	1	9	2	0	0	0	0	2	0	0	0	0	0	0	0	0	0	0	L	17-23	
12/13	at Bills										DID NOT PLAY																L	15-26
12/21	at Bengals										DID NOT PLAY																L	17-27
12/27	Colts										DID NOT PLAY																W	28-24
01/03	at Browns										DID NOT PLAY																L	22-24
2020 TOTALS		12-7	43	37	6	2.0	15.0	4	21	3	1	33	33T	1	4	0	1	0	0	2	2	0	0	0	0	0	12-4	

2019 GAME-BY-GAME REGULAR-SEASON STATISTICS (TITANS/STEELERS)

DATE	OPPONENT	P/S	TACKLES							INTERCEPTIONS				O. FUMB				ST				MISC		W/L	SCORE			
			TK	S	A	SK	YDS	TFL	YDS	QBH	NO	YDS	LG	TD	PD	FF	FR	TD	YDS	TK	S	A	FF			FR	S	A
09/08	at Browns										NOT ON ROSTER																W	43-13
09/15	Colts										NOT ON ROSTER																L	17-19
09/19	at Jaguars										NOT ON ROSTER																L	7-20
09/29	at Falcons										NOT ON ROSTER																W	24-10
10/06	Bills										NOT ON ROSTER																L	7-14
10/13	at Broncos										NOT ON ROSTER																L	0-16
10/20	Chargers										NOT ON ROSTER																W	23-20
10/27	Buccaneers										NOT ON ROSTER																W	27-23
Went from Titans to Steelers.																												
PRACTICE SQUAD																												
11/03	Colts																										W	26-24
11/10	Rams	P	0	0	0	0.0	0.0	0	0	0	0	0	0	0	0	0	0	0	2	2	0	0	0	0	0	W	17-12	
11/14	at Browns	P	0	0	0	0.0	0.0	0	0	0	0	0	0	0	0	0	0	0	1	1	0	0	0	0	0	L	7-21	
11/24	at Bengals	P	0	0	0	0.0	0.0	0	0	0	0	0	0	0	0	0	0	0	4	1	3	0	0	0	0	W	16-10	
12/01	Browns	P	0	0	0	0.0	0.0	0	0	0	0	0	0	0	0	0	0	0	0	0	0	0	0	0	0	W	20-13	
12/08	at Cardinals	P	0	0	0	0.0	0.0	0	0	0	0	0	0	0	0	0	0	0	2	2	0	0	0	0	0	W	23-17	
12/15	Bills	P	0	0	0	0.0	0.0	0	0	0	0	0	0	0	0	0	0	0	0	0	0	0	0	0	0	L	10-17	
12/22	at Jets	P	0	0	0	0.0	0.0	0	0	0	0	0	0	0	0	0	0	0	0	0	0	0	0	0	0	L	10-16	
12/29	at Ravens	P	1	1	0	0.0	0.0	0	0	0	0	0	0	0	0	0	0	0	1	1	0	0	0	0	0	L	10-28	
2019 TOTALS			8-0	1	1	0	0.0	0.0	0	0	0	0	0	0	0	0	0	0	10	7	3	0	0	0	0	9-8		

2018 GAME-BY-GAME REGULAR-SEASON STATISTICS (TITANS)

DATE	OPPONENT	P/S	TACKLES							INTERCEPTIONS				O. FUMB				ST				MISC		W/L	SCORE			
			TK	S	A	SK	YDS	TFL	YDS	QBH	NO	YDS	LG	TD	PD	FF	FR	TD	YDS	TK	S	A	FF			FR	S	A
09/16	Texans										PRACTICE SQUAD																W	20-17
09/23	at Jaguars										PRACTICE SQUAD																W	9-6
09/30	Eagles										PRACTICE SQUAD																W	26-23+
10/07	at Bills										PRACTICE SQUAD																L	12-13
10/14	Ravens	P	0	0	0	0.0	0.0	0	0	0	0	0	0	0	0	0	0	0	0	0	0	0	0	0	0	L	0-21	
10/21	at Chargers	P	0	0	0	0.0	0.0	0	0	0	0	0	0	0	0	0	0	0	0	0	0	0	0	0	0	L	19-20	
11/05	at Cowboys										PRACTICE SQUAD																W	28-14
11/11	Patriots										PRACTICE SQUAD																W	34-10
11/18	at Colts										NOT ON ROSTER																L	10-38
11/26	at Texans										NOT ON ROSTER																L	17-34
12/02	Jets										NOT ON ROSTER																W	26-22
12/06	Jaguars										NOT ON ROSTER																W	30-9
12/16	at Giants										NOT ON ROSTER																W	17-0
12/22	Redskins										NOT ON ROSTER																W	25-16
12/30	Colts										NOT ON ROSTER																L	17-33
2018 TOTALS		2-0	0	0	0	0.0	0.0	0	0	0	0	0	0	0	0	0	0	0	0	0	0	0	0	0	0	9-6		
+ - Overtime																												



20

CAMERON SUTTON
CORNERBACK

HEIGHT: 5-11

WEIGHT: 188


COLLEGE: Tennessee

BORN: February 27, 1995

BIRTHPLACE: Jonesboro, GA

HOW ACQUIRED: D3a 17

NFL EXPERIENCE: 6th year



CAMERON SUTTON'S NFL REGULAR SEASON DEFENSIVE STATISTICS

DATE	TEAM	GP	GS	TACKLES							INTERCEPTIONS					O. FUMB				ST				MISC		
				TK	S	A	TFL	YDS	SK	YDS	QBH	NO	YDS	LG	TD	PD	FF	FR	TD	YDS	TK	S	A	FF	FR	S
2017	Steelers	5	1	5	4	1	0	0	0.0	0.0	0	0	0	0	1	0	0	0	0	0	0	0	0	0	0	
2018	Steelers	15	1	19	18	1	0	0	0.0	0.0	2	1	0	0	3	0	0	0	0	3	2	1	1	0	0	
2019	Steelers	16	0	16	13	3	2	2	1.0	1.0	1	1	26	26	0	5	0	0	0	0	0	0	0	0	0	
2020	Steelers	16	6	29	26	3	1	4	1.0	0.0	0	1	0	0	8	3	1	0	0	1	1	0	0	0	0	
2021	Steelers	16	16	52	44	8	4	13	0.0	0.0	0	2	4	4	0	6	1	0	0	0	0	0	0	0	0	
NFL TOTALS		68	24	121	105	16	7	19	2.0	1.0	3	5	30	26	0	23	4	1	0	0	4	3	1	1	0	0

CAMERON SUTTON'S NFL POSTSEASON DEFENSIVE STATISTICS

TACKLES										INTERCEPTIONS					O. FUMB				ST				MISC				
DATE	TEAM	GP	GS	TK	S	A	TFL	YDS	SK	YDS	QBH	NO	YDS	LG	TD	PD	FF	FR	TD	YDS	TK	S	A	FF	FR	S	A
2017	Steelers	1	0	0	0	0	0	0	0.0	0.0	0	0	0	0	0	0	0	0	0	0	0	0	0	0	0	0	0
2020	Steelers	1	1	2	2	0	0	0	0.0	0.0	0	0	0	0	0	1	0	0	0	0	0	0	0	0	0	0	0
2021	Steelers	1	1	5	5	0	1	4	0.0	0.0	0	0	0	0	0	0	0	0	0	0	0	0	0	0	0	0	0
NFL TOTALS		3	2	7	7	0	1	4	0.0	0.0	0	0	0	0	0	1	0	0	0	0	0	0	0	0	0	0	0

SINGLE-GAME HIGHS: DEFENSIVE

Total Tackles	10 at Los Angeles Chargers, Nov 21, 2021 5 at Baltimore Ravens, Jan 09, 2022 ...2 more at 5.	Tackles For Loss	2 at Buffalo Bills, Sep 12, 2021 1 at Los Angeles Chargers, Nov 21, 2021 ...4 more at 1.
Solo Tackles	7 at Los Angeles Chargers, Nov 21, 2021 5 at Baltimore Ravens, Jan 09, 2022 ...2 more at 5.	Interceptions	1 at Baltimore Ravens, Jan 09, 2022 1 at Los Angeles Chargers, Nov 21, 2021 ...3 more at 1.
Sacks	1.0 vs. Cleveland Browns, Oct 18, 2020 1.0 vs. Cleveland Browns, Dec 01, 2019	Interception Return Yards	26 at Los Angeles Chargers, Oct 13, 2019 4 at Los Angeles Chargers, Nov 21, 2021
Passes Defensed	3 at Los Angeles Chargers, Oct 13, 2019 2 at Buffalo Bills, Sep 12, 2021 ...3 more at 2.	Special Teams Tackles	1 at Dallas Cowboys, Nov 08, 2020 1 vs. Cincinnati Bengals, Dec 30, 2018 ...2 more at 1.
Forced Fumbles	1 vs. Tennessee Titans, Dec 19, 2021 1 vs. Cincinnati Bengals, Nov 15, 2020 ...2 more at 1.	Special Teams Forced Fumbles	1 vs. Kansas City Chiefs, Sep 16, 2018
Fumble Recoveries	1 at Buffalo Bills, Dec 13, 2020		

SINGLE-GAME HIGHS - POSTSEASON: DEFENSIVE

Total Tackles	5 at Kansas City Chiefs, Jan 16, 2022 2 vs. Cleveland Browns, Jan 10, 2021	Passes Defensed	1 vs. Cleveland Browns, Jan 10, 2021
Solo Tackles	5 at Kansas City Chiefs, Jan 16, 2022 2 vs. Cleveland Browns, Jan 10, 2021	Tackles For Loss	1 at Kansas City Chiefs, Jan 16, 2022

2021 GAME-BY-GAME REGULAR-SEASON STATISTICS (STEELERS)


DATE	OPPONENT	P/S	TACKLES							INTERCEPTIONS					O. FUMB			ST			MISC		W/L	SCORE					
			TK	S	A	SK	YDS	TFL	YDS	QBH	NO	YDS	LG	TD	PD	FF	FR	TD	YDS	TK	S	A			FF	FR	S	A	
09/12	at Bills	S	5	5	0	0	0	2	9	0	0	0	0	0	2	0	0	0	0	0	0	0	0	0	W	23-16			
09/19	Raiders	S	3	2	1	0	0	0	0	0	0	0	0	0	0	0	0	0	0	0	0	0	0	0	L	17-26			
09/26	Bengals	S	2	2	0	0	0	0	0	0	0	0	0	0	0	0	0	0	0	0	0	0	0	0	L	10-24			
10/03	at Packers	S	1	1	0	0	0	0	0	0	0	0	0	1	0	0	0	0	0	0	0	0	0	0	L	17-27			
10/10	Broncos		ON INACTIVE LIST																									W	27-19
10/17	Seahawks	S	3	2	1	0	0	0	0	0	0	0	0	0	0	0	0	0	0	0	0	0	0	0	W	23-20+			
10/31	at Browns	S	3	3	0	0	0	1	2	0	0	0	0	0	0	0	0	0	0	0	0	0	0	0	W	15-10			
11/08	Bears	S	3	3	0	0	0	0	0	0	0	0	0	0	0	0	0	0	0	0	0	0	0	0	W	29-27			
11/14	Lions	S	0	0	0	0	0	0	0	0	0	0	0	0	0	0	0	0	0	0	0	0	0	0	T	16-16			
11/21	at Chargers	S	10	7	3	0	0	1	2	0	1	4	4	1	0	0	0	0	0	0	0	0	0	0	L	37-41			
11/28	at Bengals	S	4	3	1	0	0	0	0	0	0	0	0	0	0	0	0	0	0	0	0	0	0	0	L	10-41			
12/05	Ravens	S	4	4	0	0	0	0	0	0	0	0	0	0	0	0	0	0	0	0	0	0	0	0	W	20-19			
12/09	at Vikings	S	4	4	0	0	0	0	0	0	0	0	0	1	0	0	0	0	0	0	0	0	0	0	L	28-36			
12/19	Titans	S	3	2	1	0	0	0	0	0	0	0	0	0	1	0	0	0	0	0	0	0	0	0	W	19-13			
12/26	at Chiefs	S	0	0	0	0	0	0	0	0	0	0	0	0	0	0	0	0	0	0	0	0	0	0	L	10-36			
01/03	Browns	S	2	1	1	0	0	0	0	0	0	0	0	0	0	0	0	0	0	0	0	0	0	0	W	26-14			
01/09	at Ravens	S	5	5	0	0	0	0	0	0	1	0	0	0	1	0	0	0	0	0	0	0	0	0	W	16-13+			
2021 TOTALS		16-16	52	44	8	0	0	4	13	0	2	4	4	0	6	1	0	0	0	0	0	0	0	0	9-7-1				
+ - Over/Time																													

DATE	OPPONENT	P/S	TACKLES							INTERCEPTIONS				O. FUMB			ST			MISC		W/L	SCORE			
			TK	S	A	SK	YDS	TFL	YDS	QBH	NO	YDS	LG	TD	PD	FF	FR	TD	YDS	TK	S			A	FF	FR
09/14	at Giants	P	1	0	1	0.0	0.0	0	0	0	0	0	0	0	0	0	0	0	0	0	0	0	0	0	W	26-16
09/20	Broncos	P	1	0	1	0.0	0.0	0	0	0	0	0	0	0	0	0	0	0	0	0	0	0	0	0	W	26-21
09/27	Texans	P	0	0	0	0.0	0.0	0	0	0	0	0	0	0	0	0	0	0	0	0	0	0	0	0	W	28-21
10/11	Eagles	P	0	0	0	0.0	0.0	0	0	0	0	0	0	0	0	0	0	0	0	0	0	0	0	0	W	38-29
10/18	Browns	P	2	2	0	1.0	0.0	0	0	0	1	0	0	1	0	0	0	0	0	0	0	0	0	0	W	38-7
10/25	at Titans	P	4	4	0	0.0	0.0	0	0	0	0	0	0	2	0	0	0	0	0	0	0	0	0	0	W	27-24
11/01	at Ravens	P	2	2	0	0.0	0.0	0	0	0	0	0	0	0	1	0	0	0	0	0	0	0	0	0	W	28-24
11/08	at Cowboys	S	3	3	0	0.0	0.0	0	0	0	0	0	0	0	1	0	0	0	1	1	0	0	0	0	W	24-19
11/15	Bengals	S	4	4	0	0.0	0.0	1	4	0	0	0	0	0	1	0	0	0	0	0	0	0	0	0	W	36-10
11/22	at Jaguars	P	3	2	1	0.0	0.0	0	0	0	0	0	0	1	0	0	0	0	0	0	0	0	0	0	W	27-3
12/02	Ravens	P	1	1	0	0.0	0.0	0	0	0	0	0	0	0	0	0	0	0	0	0	0	0	0	0	W	19-14
12/07	Football Team	S	3	3	0	0.0	0.0	0	0	0	0	0	0	1	0	0	0	0	0	0	0	0	0	0	L	17-23
12/13	at Bills	S	2	2	0	0.0	0.0	0	0	0	0	0	0	2	0	1	0	0	0	0	0	0	0	0	L	15-26
12/21	at Bengals	P	0	0	0	0.0	0.0	0	0	0	0	0	0	1	0	0	0	0	0	0	0	0	0	0	L	17-27
12/27	Colts	S	1	1	0	0.0	0.0	0	0	0	0	0	0	0	0	0	0	0	0	0	0	0	0	0	W	28-24
01/03	at Browns	S	2	2	0	0.0	0.0	0	0	0	0	0	0	0	0	0	0	0	0	0	0	0	0	0	L	22-24
2020 TOTALS			16-6	29	26	3	1.0	0.0	1	4	0	1	0	0	0	8	3	1	0	0	0	0	0	0	12-4	

[illegible]

DATE	OPPONENT	P/S	TACKLES						INTERCEPTIONS				F. FUMB			ST			MISC		W/L	SCORE					
			TK	S	A	SK	YDS	TFL	YDS	QBH	NO	YDS	LG	TD	PD	FF	FR	TD	YDS	TK			S	A	FF	FR	S
09/09	at Browns	P	2	2	0	0.0	0.0	0	0	0	0	0	0	2	0	0	0	0	0	0	0	0	0	0	0	T	21-21
09/16	Chiefs	S	2	2	0	0.0	0.0	0	0	0	0	0	0	0	0	0	0	0	1	1	0	1	0	0	0	L	37-42
09/24	at Buccaneers	P	0	0	0	0.0	0.0	0	0	0	0	0	0	0	0	0	0	0	0	0	0	0	0	0	0	W	30-27
09/30	Ravens	P	3	3	0	0.0	0.0	0	0	0	0	0	0	0	0	0	0	0	0	0	0	0	0	0	0	L	14-26
10/07	Falcons	P	4	4	0	0.0	0.0	0	0	0	0	0	0	0	0	0	0	0	1	1	0	0	0	0	0	W	41-17
10/14	at Bengals	P	5	5	0	0.0	0.0	0	0	0	0	0	0	1	0	0	0	0	0	0	0	0	0	0	0	W	28-21
10/28	Browns	P	0	0	0	0.0	0.0	0	0	0	0	0	0	0	0	0	0	0	0	0	0	0	0	0	0	W	33-18
11/04	at Ravens	P	0	0	0	0.0	0.0	0	0	0	0	0	0	0	0	0	0	0	0	0	0	0	0	0	0	W	23-16
11/08	Panthers	P	0	0	0	0.0	0.0	0	0	0	0	0	0	0	0	0	0	0	0	0	0	0	0	0	0	W	52-21
11/18	at Jaguars	P	0	0	0	0.0	0.0	0	0	0	0	0	0	0	0	0	0	0	0	0	0	0	0	0	0	W	20-16
11/25	at Broncos	P	0	0	0	0.0	0.0	0	0	0	0	0	0	0	0	0	0	0	0	0	0	0	0	0	0	L	17-24
12/02	Chargers									INACTIVE															L	30-33	
12/09	at Raiders	P	0	0	0	0.0	0.0	0	0	0	0	0	0	0	0	0	0	0	0	0	0	0	0	0	0	L	21-24
12/16	Patriots	P	2	1	1	0.0	0.0	0	0	0	0	0	0	0	0	0	0	0	0	0	0	0	0	0	0	W	17-10
12/23	at Saints	P	0	0	0	0.0	0.0	0	0	0	0	0	0	0	0	0	0	0	0	0	0	0	0	0	0	L	28-31
12/30	Bengals	P	1	1	0	0.0	0.0	0	0	2	0	0	0	0	0	0	0	0	1	0	1	0	0	0	0	W	16-13
2018 TOTALS			15-1	19	18	1	0.0	0.0	0	0	2	1	0	0	0	0	0	0	3	2	2	1	0	0	0	9-6-1	

[illegible]



10

(True-REG-AGE)
MITCH TRUBISKY
QUARTERBACK

HEIGHT: 6-2
WEIGHT: 220
COLLEGE: North Carolina
BORN: August 20, 1994

BIRTHPLACE: Mentor, OH
HOW ACQUIRED: UFA '22

COMMUNITY

- ♦ Pledged \$10,000 to Allen Robinson's Within Reach Foundation
- ♦ Serves on the Pittsburgh Steelers Social Justice Committee

MITCH TRUBISKY'S NFL REGULAR SEASON PASSING STATISTICS

DATE	TEAM	GP	GS	ATT.	CMP.	PCT.	YDS	AVG.	TD	INT.	LG	SK	LST	RATE
2017	Bears	12	12	330	196	59.4	2,193	6.6	7	7	70	31	196	77.5
2018	Bears	14	14	434	289	66.6	3,223	7.4	24	12	70†	24	143	95.4
2019	Bears	15	15	516	326	63.2	3,138	6.1	17	10	53	38	234	83.0
2020	Bears	10	9	297	199	67.0	2,055	6.9	16	8	53	18	125	93.5
2021	Bills	6	0	8	6	75.0	43	5.4	0	1	15	0	0	47.4
TOTALS		57	50	1,585	1,016	64.1	10,652	6.7	64	38	70†	111	698	87.0

MITCH TRUBISKY'S NFL POSTSEASON PASSING STATISTICS

DATE	TEAM	GP	GS	ATT.	CMP.	PCT.	YDS	AVG.	TD	INT.	LG	SK	LST	RATE
2018	Bears	1	1	43	26	60.5	303	7.0	1	0	45	2	12	89.6
2020	Bears	1	1	29	19	65.5	199	6.9	1	0	28	1	8	96.8
2021	Bills	1	0	0	0	0.0	0	0.0	0	0	0	0	0	0.0
TOTALS		3	2	72	45	62.5	502	7.0	2	0	45	3	20	92.5

MITCH TRUBISKY'S NFL REGULAR SEASON RUSHING STATISTICS

DATE	TEAM	NO.	YDS.	AVG.	LG	TD
2017	Bears	41	248	6.0	46	2
2018	Bears	68	421	6.2	39	3
2019	Bears	48	193	4.0	23†	2
2020	Bears	33	195	5.9	45	1
2021	Bills	13	24	1.8	22	1
TOTALS		203	1,081	5.3	46	9

MITCH TRUBISKY'S NFL POSTSEASON RUSHING STATISTICS

DATE	TEAM	NO.	YDS.	AVG.	LG	TD
2018	Bears	3	9	3.0	6	0
2020	Bears	3	10	3.3	7	0
2021	Bills	3	-2	-0.7	0	0
TOTALS		9	17	1.9	7	0

MITCH TRUBISKY'S NFL REGULAR SEASON PASSING/RUSHING STATISTICS

				PASSING											RUSHING				
DATE	TEAM	GP	GS	ATT.	CMP.	PCT.	YDS	AVG.	TD	INT.	LG	SK	LST	RATE	NO.	YDS.	AVG.	LG	TD
2017	Bears	12	12	330	196	59.4	2,193	6.6	7	7	70	31	196	77.5	41	248	6.0	46	2
2018	Bears	14	14	434	289	66.6	3,223	7.4	24	12	70†	24	143	95.4	68	421	6.2	39	3
2019	Bears	15	15	516	326	63.2	3,138	6.1	17	10	53	38	234	83.0	48	193	4.0	23†	2
2020	Bears	10	9	297	199	67.0	2,055	6.9	16	8	53	18	125	93.5	33	195	5.9	45	1
2021	Bills	6	0	8	6	75.0	43	5.4	0	1	15	0	0	47.4	13	24	1.8	22	1
TOTALS		57	50	1,585	1,016	64.1	10,652	6.7	64	38	70†	111	698	87.0	203	1,081	5.3	46	9

MITCH TRUBISKY'S NFL POSTSEASON PASSING/RUSHING STATISTICS

DATE	TEAM	GP	GS	PASSING											RUSHING				
				ATT.	CMP.	PCT.	YDS	AVG.	TD	INT.	LG	SK	LST	RATE	NO.	YDS.	AVG.	LG	TD
2018	Bears	1	1	43	26	60.5	303	7.0	1	0	45	2	12	89.6	3	9	3.0	6	0
2020	Bears	1	1	29	19	65.5	199	6.9	1	0	28	1	8	96.8	3	10	3.3	7	0
2021	Bills	1	0	0	0	0.0	0	0.0	0	0	0	0	0	0.0	3	-2	-0.7	0	0
TOTALS		3	2	72	45	62.5	502	7.0	2	0	45	3	20	92.5	9	17	1.9	7	0

SINGLE-GAME HIGHS: QUARTERBACK

Pass Attempts	54 vs. New Orleans Saints, Oct 20, 2019	Passer Rating	154.6 vs. Tampa Bay Buccaneers, Sep 30, 2018
	53 at Green Bay Packers, Dec 15, 2019		148.6 vs. Detroit Lions, Nov 11, 2018
Pass Completions	34 vs. New Orleans Saints, Oct 20, 2019	Rush Attempts	10 vs. Dallas Cowboys, Dec 05, 2019
	33 vs. Green Bay Packers, Jan 03, 2021		10 vs. Minnesota Vikings, Nov 18, 2018
Yards Passing	355 vs. Detroit Lions, Nov 11, 2018	Rushing Yards	81 vs. New England Patriots, Oct 21, 2018
	354 vs. Tampa Bay Buccaneers, Sep 30, 2018		63 vs. Dallas Cowboys, Dec 05, 2019
TD Passes	6 vs. Tampa Bay Buccaneers, Sep 30, 2018	Rushing Average	6.3 vs. Dallas Cowboys, Dec 05, 2019
	3 vs. Houston Texans, Dec 13, 2020		6.3 vs. Cleveland Browns, Dec 24, 2017
	...8 more at 3.	Longest Runs	46 at New Orleans Saints, Oct 29, 2017
Long Passes	70t vs. New York Jets, Oct 28, 2018		45 at Atlanta Falcons, Sep 27, 2020
	70 vs. Carolina Panthers, Oct 22, 2017	Rushing TDs	1 vs. Houston Texans, Oct 03, 2021
Completion Percentage	86.2 at San Francisco 49ers, Dec 23, 2018		1 at Jacksonville Jaguars, Dec 27, 2020
	80.6 at Washington Redskins, Sep 23, 2019		...7 more at 1.

SINGLE-GAME HIGHS - POSTSEASON: QUARTERBACK

Pass Attempts	43 vs. Philadelphia Eagles, Jan 06, 2019	Completion Percentage	65.5 at New Orleans Saints, Jan 10, 2021
	29 at New Orleans Saints, Jan 10, 2021		60.5 vs. Philadelphia Eagles, Jan 06, 2019
Pass Completions	26 vs. Philadelphia Eagles, Jan 06, 2019	Passer Rating	96.8 at New Orleans Saints, Jan 10, 2021
	19 at New Orleans Saints, Jan 10, 2021		89.6 vs. Philadelphia Eagles, Jan 06, 2019
Yards Passing	303 vs. Philadelphia Eagles, Jan 06, 2019	Rush Attempts	3 vs. New England Patriots, Jan 15, 2022
	199 at New Orleans Saints, Jan 10, 2021		3 at New Orleans Saints, Jan 10, 2021
TD Passes	1 at New Orleans Saints, Jan 10, 2021		3 vs. Philadelphia Eagles, Jan 06, 2019
	1 vs. Philadelphia Eagles, Jan 06, 2019	Rushing Yards	10 at New Orleans Saints, Jan 10, 2021
Long Passes	45 vs. Philadelphia Eagles, Jan 06, 2019		9 vs. Philadelphia Eagles, Jan 06, 2019
	34 vs. Philadelphia Eagles, Jan 06, 2019	Longest Runs	7 at New Orleans Saints, Jan 10, 2021
	31 vs. Philadelphia Eagles, Jan 06, 2019		6 vs. Philadelphia Eagles, Jan 06, 2019
	28 at New Orleans Saints, Jan 10, 2021		4 vs. Philadelphia Eagles, Jan 06, 2019
	27 vs. Philadelphia Eagles, Jan 06, 2019		2 at New Orleans Saints, Jan 10, 2021
			1 at New Orleans Saints, Jan 10, 2021

300-YARD PASSING GAMES (7): REGULAR SEASON

DATE	TEAM	NO.	YDS.	AVG.	LG	TD
12/16/17	at Lions	31	314	10.1	22	1
09/30/18	BUCCANEERS	19	354	18.6	47	6
10/14/18	at Dolphins	22	316	14.4	54	3
10/21/18	PATRIOTS	26	333	12.8	54	2
11/11/18	LIONS	23	355	15.4	55	3
11/28/19	at Lions	29	338	11.7	35	3
12/15/19	at Packers	29	334	11.5	34	1

300-YARD PASSING GAMES (1): POSTSEASON

DATE	TEAM	NO.	YDS.	AVG.	LG	TD
01/06/19	EAGLES	26	303	11.7	45	1

2021 GAME-BY-GAME REGULAR-SEASON STATISTICS (BILLS)

DATE	OPPONENT	P/S	PASSING										RUSHING				W/L	SCORE	
			ATT	CMP	YDS	PCT	Y/A	Y/C	TD	INT	LG	SK/YD	RATE	ATT	YDS	LG			TD
09/12	Steelers							DID NOT PLAY (NON-INJURY)								L	16-23		
09/19	at Dolphins	P	0	0	0	0.0	0.0	0.0	0	0	0	0/0	0.0	2	-2	-1	0	W	35-0
09/26	Football Team	P	1	1	1	100.0	1.0	1.0	0	0	1	0/0	79.2	4	19	22	0	W	43-21
10/03	Texans	P	1	1	8	100.0	8.0	8.0	0	0	8	0/0	100.0	4	10	8	1	W	40-0
10/10	at Chiefs							DID NOT PLAY (NON-INJURY)								W	38-20		
10/18	at Titans							DID NOT PLAY (NON-INJURY)								L	31-34		
10/31	Dolphins							DID NOT PLAY (NON-INJURY)								W	26-11		
11/07	at Jaguars							DID NOT PLAY								L	6-9		
11/14	at Jets							DID NOT PLAY								W	45-17		
11/21	Colts	P	5	3	19	60.0	3.8	6.3	0	1	8	0/0	28.3	0	0	0	0	L	15-41
11/25	at Saints	P	0	0	0	0.0	0.0	0.0	0	0	0	0/0	0.0	0	0	0	0	W	31-6
12/06	Patriots							DID NOT PLAY (NON-INJURY)								L	10-14		
12/12	at Buccaneers							DID NOT PLAY (NON-INJURY)								L	27-33+		
12/19	Panthers							DID NOT PLAY (NON-INJURY)								W	31-14		
12/26	at Patriots							DID NOT PLAY (NON-INJURY)								W	33-21		
01/02	Falcons							DID NOT PLAY (NON-INJURY)								W	29-15		
01/09	Jets	P	1	1	15	100.0	15.0	15.0	0	0	15	0/0	118.8	3	-3	-1	0	W	27-10
2021 TOTALS		6-0	8	6	43	75.0	5.4	7.2	0	1	15	0/0	47.4	13	24	22	1	11-6	

+ - Overtime

2020 GAME-BY-GAME REGULAR-SEASON STATISTICS (BEARS)

DATE	OPPONENT	P/S	PASSING										RUSHING					W/L	SCORE
			ATT	CMP	YDS	PCT	Y/A	Y/C	TD	INT	LG	SK/YD	RATE	ATT	YDS	LG	TD		
09/13	at Lions	S	36	20	242	55.6	6.7	12.1	3	0	271	1/28	104.2	3	26	20	0	W	27-23
09/20	Giants	S	28	18	190	64.3	6.8	10.6	2	2	281	4/21	78.0	4	16	12	0	W	17-13
09/27	at Falcons	S	22	13	128	59.1	5.8	9.8	1	1	19	2/9	71.8	1	45	45	0	W	30-26
10/04	Colts																	L	11-19
10/08	Buccaneers																	W	20-19
10/18	at Panthers																	W	23-16
10/26	at Rams																	L	10-24
11/01	Saints	P	0	0	0	0.0	0.0	0.0	0	0	0	0/0	0.0	1	3	3	0	L	23-26+
11/08	at Titans																	L	17-24
11/16	Vikings																	L	13-19
11/29	at Packers																	L	25-41
12/06	Lions	S	34	26	267	76.5	7.9	10.3	1	0	21	2/18	108.3	3	6	3	0	L	30-34
12/13	Texans	S	33	24	267	72.7	8.1	11.1	3	0	35	3/26	126.7	4	23	9	0	W	36-7
12/20	at Vikings	S	21	15	202	71.4	9.6	13.5	1	1	35	1/4	97.7	8	34	8	0	W	33-27
12/27	at Jaguars	S	35	24	265	68.6	7.6	11.0	2	1	30	1/2	97.9	2	10	61	1	W	41-17
01/03	Packers	S	42	33	252	78.6	6.0	7.6	0	1	53	1/4	81.7	4	22	13	0	L	16-35
2020 TOTALS	10-9		297	199	2,055	67.0	6.9	10.3	16	8	53	18/125	93.5	33	195	45	1	8-8	

+ Overtime

2019 GAME-BY-GAME REGULAR-SEASON STATISTICS (BEARS)

DATE	OPPONENT	P/S	PASSING										RUSHING					W/L	SCORE
			ATT	CMP	YDS	PCT	Y/A	Y/C	TD	INT	LG	SK/YD	RATE	ATT	YDS	LG	TD		
09/05	Packers	S	45	26	228	57.8	5.1	8.8	0	1	27	5/20	62.1	3	11	7	0	L	3-10
09/15	at Broncos	S	27	16	120	59.3	4.4	7.5	0	0	25	0/0	70.0	1	8	8	0	W	16-14
09/23	at Redskins	S	31	25	231	80.6	7.5	9.2	3	1	361	3/23	116.5	1	2	2	0	W	31-15
09/29	Vikings	S	3	2	9	66.7	3.0	4.5	0	0	6	0/0	70.1	0	0	0	0	W	16-6
10/06	at Raiders																	L	21-24
10/20	Saints	S	54	34	251	63.0	4.6	7.4	2	0	28	2/16	86.3	0	0	0	0	L	25-36
10/27	Chargers	S	35	23	253	65.7	7.2	11.0	0	1	35	4/27	75.1	4	10	11	0	L	16-17
11/03	at Eagles	S	21	10	125	47.6	6.0	12.5	0	0	53	3/23	66.6	2	15	8	0	L	14-22
11/10	Lions	S	23	16	173	69.6	7.5	10.8	3	0	33	5/28	131.0	3	8	3	0	W	20-13
11/17	at Rams	S	43	24	190	55.8	4.4	7.9	1	1	19	1/2	65.1	1	4	4	0	L	7-17
11/24	Giants	S	41	25	278	61.0	6.8	11.1	1	2	49	2/8	69.0	7	18	12	1	W	19-14
11/28	at Lions	S	38	29	338	76.3	8.9	11.7	3	1	35	1/7	118.1	4	4	2	0	W	24-20
12/05	Cowboys	S	31	23	244	74.2	7.9	10.6	3	1	33	2/13	115.5	10	63	231	1	W	31-24
12/15	at Packers	S	53	29	334	54.7	6.3	11.5	1	2	34	3/15	64.5	4	29	9	0	L	13-21
12/22	Chiefs	S	34	18	157	52.9	4.6	8.7	0	0	20	3/24	65.4	6	20	8	0	L	3-26
12/29	at Vikings	S	37	26	207	70.3	5.6	8.0	0	0	32	4/28	84.0	2	1	1	0	W	21-19
2019 TOTALS	15-15		516	326	3,138	63.2	6.1	9.6	17	10	53	38/234	83.0	48	193	231	2	8-8	

2018 GAME-BY-GAME REGULAR-SEASON STATISTICS (BEARS)


DATE	OPPONENT	P/S	PASSING										RUSHING					W/L	SCORE
			ATT	CMP	YDS	PCT	Y/A	Y/C	TD	INT	LG	SK/YD	RATE	ATT	YDS	LG	TD		
09/09	at Packers	S	35	23	171	65.7	4.9	7.4	0	0	33	4/16	77.2	7	32	9	1	L	23-24
09/17	Seahawks	S	34	25	200	73.5	5.9	8.0	2	2	18	2/15	83.0	5	24	17	0	W	24-17
09/23	at Cardinals	S	35	24	220	68.6	6.3	9.2	0	1	39	3/26	73.5	2	8	7	0	W	16-14
09/30	Buccaneers	S	26	19	354	73.1	13.6	18.6	6	0	47	1/10	154.6	3	53	26	0	W	48-10
10/14	at Dolphins	S	31	22	316	71.0	10.2	14.4	3	1	54	2/13	122.5	8	47	28	0	L	28-31+
10/21	Patriots	S	50	26	333	52.0	6.7	12.8	2	2	54	2/14	69.8	6	81	39	1	L	31-38
10/28	Jets	S	29	16	220	55.2	7.6	13.8	2	0	701	2/4	102.7	6	51	13	0	W	24-10
11/04	at Bills	S	20	12	135	60.0	6.8	11.3	1	1	26	1/9	76.0	1	6	6	0	W	41-9
11/11	Lions	S	30	23	355	76.7	11.8	15.4	3	0	55	1/7	148.6	3	18	8	1	W	34-22
11/18	Vikings	S	31	20	165	64.5	5.3	8.3	1	2	181	1/5	61.9	10	43	13	0	W	25-20
11/22	at Lions																	W	23-16
12/02	at Giants																	L	27-30+
12/09	Rams	S	30	16	110	53.3	3.7	6.9	1	3	17	1/10	33.3	6	23	13	0	W	15-6
12/16	Packers	S	28	20	235	71.4	8.4	11.8	2	0	30	1/3	120.4	3	16	14	0	W	24-17
12/23	at 49ers	S	29	25	246	86.2	8.5	9.8	1	0	43	3/11	113.5	5	3	3	0	W	14-9
12/30	at Vikings	S	26	18	163	69.2	6.3	9.1	0	0	40	0/0	85.9	3	16	12	0	W	24-10
2018 TOTALS	14-14		434	289	3,223	66.6	7.4	11.2	24	12	707	24/143	95.4	68	421	39	3	12-4	

+ Overtime

2017 GAME-BY-GAME REGULAR-SEASON STATISTICS (BEARS)

DATE	OPPONENT	P/S	PASSING										RUSHING					W/L	SCORE
			ATT	CMP	YDS	PCT	Y/A	Y/C	TD	INT	LG	SK/YD	RATE	ATT	YDS	LG	TD		
09/10	Falcons																	L	17-23
09/17	at Buccaneers																	L	7-29
09/24	Steelers																	W	23-17+
09/28	at Packers																	L	14-35
10/09	Vikings	S	25	12	128	48.0	5.1	10.7	1	1	201	1/7	60.1	3	22	13	0	L	17-20
10/15	at Ravens	S	16	8	113	50.0	7.1	14.1	1	0	271	4/23	94.0	4	32	19	0	W	27-24+
10/22	Panthers	S	7	4	107	57.1	15.3	26.8	0	0	70	4/22	101.8	5	3	7	0	W	17-3
10/29	at Saints	S	32	14	164	43.8	5.1	11.7	0	1	45	2/14	46.9	3	53	46	0	L	12-20
11/12	Packers	S	35	21	297	60.0	8.5	14.1	1	0	461	5/29	97.0	0	0	0	0	L	16-23
11/19	Lions	S	30	18	179	60.0	6.0	9.9	1	0	22	1/3	88.1	6	53	19	0	L	24-27
11/26	at Eagles	S	33	17	147	51.5	4.5	8.6	0	2	19	2/13	38.3	4	12	11	0	L	3-31
12/03	49ers	S	15	12	102	80.0	6.8	8.5	1	0	21	2/17	117.2	4	19	9	0	L	14-15
12/10	at Bengals	S	32	25	271	78.1	8.5	10.8	1	0	36	2/21	112.4	2	5	41	1	W	33-7
12/16	at Lions	S	46	31	314	67.4	6.8	10.1	1	3	22	2/8	66.8	2	3	5	0	L	10-20
12/24	Browns	S	23	14	193	60.9	8.4	13.8	0	0	40	5/32	87.8	7	44	14	1	W	20-3
12/31	at Vikings	S	36	20	178	55.6	4.9	8.9	0	0	30	1/7	69.0	1	2	2	0	L	10-23
2017 TOTALS	12-12		330	196	2,193	59.4	6.6	11.2	7	7	70	31/196	77.5	41	248	46	2	5-11	

+ Overtime




29

LEVI WALLACE

CORNERBACK

HEIGHT: 6-0
WEIGHT: 179
COLLEGE: Alabama
BORN: June 12, 1995

BIRTHPLACE: Tucson, AZ
HOW ACQUIRED: UFA '22
NFL EXPERIENCE: 5th year



COMMUNITY

- ✦ Hosts a golf tournament to raise funds for his foundation
- ✦ Volunteered at Buffalo City Mission, a shelter that provides shelter, hot meals, counseling and recuperative care to the homeless by serving meals.
- ✦ Reads to children at daycares and centers
- ✦ Levi Wallace Foundation: Helping to bridge the gap in marginalized communities by providing the youth with impactful opportunities, resources, and programs that will not only maximize their potential, but directly highlight their growth.

LEVI WALLACE'S NFL REGULAR SEASON DEFENSIVE STATISTICS

DATE	TEAM	GP	GS	TK	S	A	TACKLES			QBH	INTERCEPTIONS				O. FUMB				ST				MISC.		
							TFL	YDS	SK		YDS	LG	TD	PD	FF	FR	TD	YDS	TK	S	A	FF	FR	S	A
2018	Bills	7	7	37	24	13	1	1	0.0	0.0	1	0	0	0	0	3	0	0	0	0	0	0	0	0	0
2019	Bills	16	16	76	66	10	4	4	0.0	0.0	0	2	2	2	0	9	0	0	0	0	0	0	0	0	0
2020	Bills	12	12	48	34	14	1	2	0.0	0.0	1	2	0	0	0	8	0	0	0	0	0	0	0	0	0
2021	Bills	17	17	58	47	11	1	4	0.0	0.0	0	2	29	15	0	10	0	1	0	0	0	0	0	0	0
NFL TOTALS		52	52	219	171	48	7	11	0.0	0.0	2	6	31	15	0	30	0	1	0	0	0	0	0	0	0

LEVI WALLACE'S NFL POSTSEASON DEFENSIVE STATISTICS

		TACKLES									INTERCEPTIONS					O. FUMB				ST				MISC.			
DATE	TEAM	GP	GS	TK	S	A	TFL	YDS	SK	YDS	QBH	NO	YDS	LG	TD	PD	FF	FR	TD	YDS	TK	S	A	FF	FR	S	A
2019	Bills	0	0	0	0	0	0	0	0.0	0.0	0	0	0	0	0	0	0	0	0	0	0	0	0	0	0	0	0
2020	Bills	3	3	12	8	4	2	11	1.0	11.0	1	0	0	0	0	1	0	0	0	0	0	0	0	0	0	0	0
2021	Bills	2	2	11	8	3	1	2	0.0	0.0	0	1	0	0	0	1	0	0	0	0	0	0	0	0	0	0	0
NFL TOTALS		5	5	23	16	7	3	13	1.0	11.0	1	1	0	0	0	1	1	0	0	0	0	0	0	0	0	0	0

SINGLE-GAME HIGHS: DEFENSIVE

Total Tackles	10 at San Francisco 49ers, Dec 07, 2020 10 at Miami Dolphins, Sep 20, 2020	Tackles For Loss	1 at Jacksonville Jaguars, Nov 07, 2021 1 vs. New York Jets, Sep 13, 2020 ...5 more at 1.
Solo Tackles	8 at New York Giants, Sep 15, 2019 7 at San Francisco 49ers, Dec 07, 2020 ...3 more at 7.	Interceptions	1 at New York Jets, Nov 14, 2021 1 at Miami Dolphins, Sep 19, 2021 ...4 more at 1.
Passes Defensed	3 vs. Pittsburgh Steelers, Dec 13, 2020 2 at Miami Dolphins, Sep 19, 2021 ...1 more at 2.	Interception Return Yards	15 at New York Jets, Nov 14, 2021 14 at Miami Dolphins, Sep 19, 2021
Fumble Recoveries	1 at Jacksonville Jaguars, Nov 07, 2021		

SINGLE-GAME HIGHS - POSTSEASON: DEFENSIVE

Total Tackles	6 at Kansas City Chiefs, Jan 23, 2022 6 vs. Baltimore Ravens, Jan 16, 2021 5 vs. New England Patriots, Jan 15, 2022 3 at Kansas City Chiefs, Jan 24, 2021 3 vs. Indianapolis Colts, Jan 09, 2021	Forced Fumbles	1 vs. Indianapolis Colts, Jan 09, 2021
Solo Tackles	4 at Kansas City Chiefs, Jan 23, 2022 4 vs. New England Patriots, Jan 15, 2022 3 vs. Baltimore Ravens, Jan 16, 2021 3 vs. Indianapolis Colts, Jan 09, 2021 2 at Kansas City Chiefs, Jan 24, 2021	Tackles For Loss	1 at Kansas City Chiefs, Jan 23, 2022 1 vs. Baltimore Ravens, Jan 16, 2021 1 vs. Indianapolis Colts, Jan 09, 2021 1 vs. New England Patriots, Jan 15, 2022
Sacks	1.0 vs. Baltimore Ravens, Jan 16, 2021	Interceptions	
Passes Defensed	1 vs. New England Patriots, Jan 15, 2022		

2021 GAME-BY-GAME REGULAR-SEASON STATISTICS (BILLS)

DATE	OPPONENT	P/S	TACKLES							INTERCEPTIONS					O. FUMB			ST				MISC		W/L	SCORE		
			TK	S	A	SK	YDS	TFL	YDS	QBH	NO	YDS	LG	TD	PD	FF	FR	TD	YDS	TK	S	A	FF			FR	S
09/12	Steelers	S	4	4	0	0.0	0.0	0	0	0	0	0	0	1	0	0	0	0	0	0	0	0	0	0	L	16-23	
09/19	at Dolphins	S	2	2	0	0.0	0.0	0	0	1	14	14	0	2	0	0	0	0	0	0	0	0	0	0	W	35-0	
09/26	Football Team	S	2	2	0	0.0	0.0	0	0	0	0	0	0	0	0	0	0	0	0	0	0	0	0	0	W	43-21	
10/03	Texans	S	2	2	0	0.0	0.0	0	0	0	0	0	0	1	0	0	0	0	0	0	0	0	0	0	W	40-0	
10/10	at Chiefs	S	6	5	1	0.0	0.0	0	0	0	0	0	0	0	0	0	0	0	0	0	0	0	0	0	W	38-20	
10/18	at Titans	S	3	3	0	0.0	0.0	0	0	0	0	0	0	1	0	0	0	0	0	0	0	0	0	0	L	31-34	
10/31	Dolphins	S	5	5	0	0.0	0.0	0	0	0	0	0	0	1	0	0	0	0	0	0	0	0	0	0	W	26-11	
11/07	at Jaguars	S	7	6	1	0.0	0.0	0	0	0	0	0	0	1	0	1	0	0	0	0	0	0	0	0	L	6-9	
11/14	at Jets	S	2	2	0	0.0	0.0	0	0	1	15	15	0	1	0	0	0	0	0	0	0	0	0	0	W	45-17	
11/21	Colts	S	4	3	1	0.0	0.0	0	0	0	0	0	0	0	0	0	0	0	0	0	0	0	0	0	L	15-41	
11/25	at Saints	S	3	1	2	0.0	0.0	0	0	0	0	0	0	0	0	0	0	0	0	0	0	0	0	0	W	31-6	
12/06	Patriots	S	3	1	2	0.0	0.0	0	0	0	0	0	0	0	0	0	0	0	0	0	0	0	0	0	L	10-14	
12/12	at Buccaneers	S	2	1	1	0.0	0.0	0	0	0	0	0	0	0	0	0	0	0	0	0	0	0	0	0	L	27-33+	
12/19	Panthers	S	4	4	0	0.0	0.0	0	0	0	0	0	0	1	0	0	0	0	0	0	0	0	0	0	W	31-14	
12/26	at Patriots	S	1	1	0	0.0	0.0	0	0	0	0	0	0	0	0	0	0	0	0	0	0	0	0	0	W	33-21	
01/02	Falcons	S	5	3	2	0.0	0.0	0	0	0	0	0	0	1	0	0	0	0	0	0	0	0	0	0	W	29-15	
01/09	Jets	S	3	2	1	0.0	0.0	0	0	0	0	0	0	0	0	0	0	0	0	0	0	0	0	0	W	27-10	
2021 TOTALS		17-17	58	47	11	0.0	0.0	1	4	0	2	29	15	0	10	0	1	0	0	0	0	0	0	0	0	11-6	
+ Overtime																											

2020 GAME-BY-GAME REGULAR-SEASON STATISTICS (BILLS)


DATE	OPPONENT	P/S	TACKLES								INTERCEPTIONS				O. FUMB			ST				MISC		W/L	SCORE			
			TK	S	A	SK	YDS	TFL	YDS	QBH	NO	YDS	LG	TD	PD	FF	FR	TD	YDS	TK	S	A	FF			FR	S	A
09/13	Jets	S	2	2	0	0.0	0.0	1	2	0	0	0	0	0	0	0	0	0	0	0	0	0	0	0	0	W	27-17	
09/20	at Dolphins	S	10	7	3	0.0	0.0	0	0	0	0	0	0	1	0	0	0	0	0	0	0	0	0	0	0	W	31-28	
09/27	Rams	S	9	6	3	0.0	0.0	0	0	0	1	0	0	0	1	0	0	0	0	0	0	0	0	0	0	W	35-32	
10/04	at Raiders	S	1	0	1	0.0	0.0	0	0	0	0	0	0	0	0	0	0	0	0	0	0	0	0	0	0	W	30-23	
10/13	at Titans		DID NOT PLAY																								L	16-42
10/19	Chiefs		DID NOT PLAY																								L	17-26
10/25	at Jets		DID NOT PLAY																								W	18-10
11/01	Patriots	S	2	2	0	0.0	0.0	0	0	0	0	0	0	0	0	0	0	0	0	0	0	0	0	0	0	W	24-21	
11/08	Seahawks	S	0	0	0	0.0	0.0	0	0	0	0	0	0	1	0	0	0	0	0	0	0	0	0	0	0	W	44-34	
11/15	at Cardinals		DID NOT PLAY																								L	30-32
11/29	Chargers	S	7	3	4	0.0	0.0	0	0	0	0	0	0	0	0	0	0	0	0	0	0	0	0	0	0	W	27-17	
12/07	at 49ers	S	10	7	3	0.0	0.0	0	0	1	0	0	0	0	0	0	0	0	0	0	0	0	0	0	0	W	34-24	
12/13	Steelers	S	1	1	0	0.0	0.0	0	0	0	1	0	0	0	3	0	0	0	0	0	0	0	0	0	0	W	26-15	
12/19	at Broncos	S	2	2	0	0.0	0.0	0	0	0	0	0	0	0	1	0	0	0	0	0	0	0	0	0	0	W	48-19	
12/28	at Patriots	S	1	1	0	0.0	0.0	0	0	0	0	0	0	0	1	0	0	0	0	0	0	0	0	0	0	W	38-9	
01/03	Dolphins	S	3	3	0	0.0	0.0	0	0	0	0	0	0	0	0	0	0	0	0	0	0	0	0	0	0	W	56-26	
2020 TOTALS			12-12	48	34	14	0.0	0.0	1	2	1	2	0	0	8	0	0	0	0	0	0	0	0	0	0	0	13-3	

2019 GAME-BY-GAME REGULAR-SEASON STATISTICS (BILLS)

DATE	OPPONENT	P/S	TACKLES							INTERCEPTIONS					O. FUMB			ST				MISC		W/L	SCORE	
			TK	S	A	SK	YDS	TFL	YDS	QBH	NO	YDS	LG	TD	PD	FF	FR	TD	YDS	TK	S	A	FF			FR
09/08	at Jets	S	5	4	1	0.0	0.0	0	0	0	0	0	0	2	0	0	0	0	0	0	0	0	0	0	W	17-16
09/15	at Giants	S	8	8	0	0.0	0.0	0	0	0	0	0	0	1	0	0	0	0	0	0	0	0	0	0	W	28-14
09/22	Bengals	S	2	2	0	0.0	0.0	0	0	0	0	0	0	0	0	0	0	0	0	0	0	0	0	0	W	21-17
09/29	Patriots	S	6	4	2	0.0	0.0	0	0	0	0	0	0	1	0	0	0	0	0	0	0	0	0	0	L	10-16
10/06	at Titans	S	3	2	1	0.0	0.0	0	0	0	0	0	0	0	0	0	0	0	0	0	0	0	0	0	W	14-7
10/20	Dolphins	S	7	7	0	0.0	0.0	0	0	0	0	0	0	1	0	0	0	0	0	0	0	0	0	0	W	31-21
10/27	Eagles	S	4	4	0	0.0	0.0	1	1	0	0	0	0	1	0	0	0	0	0	0	0	0	0	0	L	13-31
11/03	Redskins	S	4	3	1	0.0	0.0	0	0	0	0	0	0	0	0	0	0	0	0	0	0	0	0	0	W	24-9
11/10	at Browns	S	8	7	1	0.0	0.0	1	3	0	0	0	0	0	0	0	0	0	0	0	0	0	0	0	L	16-19
11/17	at Dolphins	S	4	3	1	0.0	0.0	0	0	0	0	0	0	0	0	0	0	0	0	0	0	0	0	0	W	37-20
11/24	Broncos	S	4	4	0	0.0	0.0	1	0	0	0	0	0	0	0	0	0	0	0	0	0	0	0	0	W	20-3
11/28	at Cowboys	S	6	5	1	0.0	0.0	0	0	0	0	0	0	1	0	0	0	0	0	0	0	0	0	0	W	26-15
12/08	Ravens	S	4	4	0	0.0	0.0	0	0	0	0	0	0	0	0	0	0	0	0	0	0	0	0	0	L	17-24
12/15	at Steelers	S	6	5	1	0.0	0.0	0	0	0	1	0	0	1	0	0	0	0	0	0	0	0	0	0	W	17-10
12/21	at Patriots	S	3	2	1	0.0	0.0	1	0	0	0	0	0	0	0	0	0	0	0	0	0	0	0	0	L	17-24
12/29	Jets	S	2	2	0	0.0	0.0	0	0	0	1	2	2	0	1	0	0	0	0	0	0	0	0	0	L	6-13
2019 TOTALS			16-16	76	66	10	0.0	0.0	4	4	0	2	2	2	9	0	0	0	0	0	0	0	0	0	0	10-6

2018 GAME-BY-GAME REGULAR-SEASON STATISTICS (BILLS)

DATE	OPPONENT	P/S	TACKLES								INTERCEPTIONS				O. FUMB			ST			MISC		W/L	SCORE						
			TK	S	A	SK	YDS	TFL	YDS	QBH	NO	YDS	LG	TD	PD	FF	FR	TD	YDS	TK	S	A			FF	FR	S	A		
09/09	at Ravens									PRACTICE SQUAD																			L	30-31
09/16	Chargers									PRACTICE SQUAD																			L	20-47
09/23	at Vikings									PRACTICE SQUAD																			W	27-6
09/30	at Packers									PRACTICE SQUAD																			L	0-22
10/07	Titans									PRACTICE SQUAD																			W	13-12
10/14	at Texans									PRACTICE SQUAD																			L	13-20
10/21	at Colts									PRACTICE SQUAD																			L	5-37
10/29	Patriots									PRACTICE SQUAD																			L	6-25
11/04	Bears									PRACTICE SQUAD																			L	9-41
11/11	at Jets	S	1	0	1	0.0	0.0	0	0	0	0	0	0	1	0	0	0	0	0	0	0	0	0	0	0	W	41-10			
11/25	Jaguars	S	5	4	1	0.0	0.0	0	0	0	0	0	0	0	0	0	0	0	0	0	0	0	0	0	W	24-21				
12/02	at Dolphins	S	4	2	2	0.0	0.0	0	0	0	0	0	0	0	0	0	0	0	0	0	0	0	0	0	L	17-21				
12/09	Jets	S	6	5	1	0.0	0.0	0	0	0	0	0	0	1	0	0	0	0	0	0	0	0	0	0	L	23-27				
12/16	Lions	S	6	3	3	0.0	0.0	1	1	0	0	0	0	0	0	0	0	0	0	0	0	0	0	0	W	14-13				
12/23	at Patriots	S	8	4	4	0.0	0.0	0	0	0	0	0	0	0	0	0	0	0	0	0	0	0	0	0	L	12-24				
12/30	Dolphins	S	7	6	1	0.0	0.0	0	0	1	0	0	0	1	0	0	0	0	0	0	0	0	0	0	W	42-17				
2018 TOTALS			7-7	37	24	13	0.0	0.0	1	1	1	0	0	0	0	3	0	0	0	0	0	0	0	0	6-10					



30

JAYLEN WARREN

RUNNING BACK

HEIGHT: 5-8

WEIGHT: 215


COLLEGE: Oklahoma State


BORN: November 1, 1998

BIRTHPLACE: Cottonwoods Heights, UT

HOW ACQUIRED: UDFA '22

NFL EXPERIENCE: R





44

DEREK WATT
FULLBACK

HEIGHT: 6-2
WEIGHT: 234
COLLEGE: Wisconsin
BORN: November 7, 1992

BIRTHPLACE: Pewaukee, WI
HOW ACQUIRED: UFA '20
NFL EXPERIENCE: 7th year

DEREK WATT'S NFL REGULAR SEASON RUSHING/RECEIVING STATISTICS													
DATE	TEAM	GP	GS	RUSHING					RECEIVING				
				NO.	YDS.	AVG.	LG	TD	NO.	YDS.	AVG.	LG	TD
2016	Chargers	16	2	2	4	2.0	2	0	4	83	20.8	53	0
2017	Chargers	16	4	6	24	4.0	17	0	2	35	17.5	23	0
2018	Chargers	16	5	4	11	2.8	8	0	1	2	2.0	2	0
2019	Chargers	16	2	7	10	1.4	3	1	3	32	10.7	21	0
2020	Steelers	12	0	0	0	0.0	0	0	0	0	0.0	0	0
2021	Steelers	17	4	1	1	1.0	1	0	3	15	5.0	9	0
NFL TOTALS		93	17	20	50	2.5	17	1	13	167	12.8	53	0

DEREK WATT'S NFL POSTSEASON RUSHING/RECEIVING STATISTICS													
DATE	TEAM	GP	GS	RUSHING					RECEIVING				
				NO.	YDS.	AVG.	LG	TD	NO.	YDS.	AVG.	LG	TD
2018	Chargers	2	0	0	0	0.0	0	0	1	1	1.0	1	0
2020	Steelers	1	0	2	2	1.0	2	0	0	0	0.0	0	0
2021	Steelers	1	0	0	0	0.0	0	0	0	0	0.0	0	0
NFL TOTALS		4	0	2	2	1.0	2	0	1	1	1.0	1	0

DEREK WATT'S NFL REGULAR SEASON RETURN STATISTICS												
KICKOFF RETURNS							PUNT RETURNS					
DATE	TEAM	RET.	YDS.	AVG.	LG	TD	NO.	FC	YDS.	AVG.	LG	TD
2016	Chargers	0	0	0.0	0	0	0	0	0	0.0	0	0
2017	Chargers	0	0	0.0	0	0	0	0	0	0.0	0	0
2018	Chargers	0	0	0.0	0	0	0	0	0	0.0	0	0
2019	Chargers	0	0	0.0	0	0	0	0	0	0.0	0	0
2020	Steelers	0	0	0.0	0	0	0	0	0	0.0	0	0
2021	Steelers	0	0	0.0	0	0	0	0	0	0.0	0	0
NFL TOTALS		0	0	0.0	0	0	0	0	0	0.0	0	0

DEREK WATT'S NFL POSTSEASON RETURN STATISTICS												
DATE	TEAM	KICKOFF RETURNS					PUNT RETURNS					
		RET.	YDS.	AVG.	LG	TD	NO.	FC	YDS.	AVG.	LG	TD
2018	Chargers	0	0	0.0	0	0	0	0	0	0.0	0	0
2020	Steelers	0	0	0.0	0	0	0	0	0	0.0	0	0
2021	Steelers	0	0	0.0	0	0	0	0	0	0.0	0	0
NFL TOTALS		0	0	0.0	0	0	0	0	0	0.0	0	0

SINGLE-GAME HIGHS: RUSHING/RECEIVING

Rush Attempts	2 at Jacksonville Jaguars, Dec 08, 2019 2 vs. Indianapolis Colts, Sep 08, 2019 ...2 more at 2.	Longest Receptions	53 at Denver Broncos, Oct 30, 2016 23 at New York Jets, Dec 24, 2017
Rushing Yards	17 vs. Buffalo Bills, Nov 19, 2017 8 at Denver Broncos, Dec 30, 2018	All-Purpose Yards	53 at Denver Broncos, Oct 30, 2016 26 at New York Jets, Dec 24, 2017
Longest Runs	17 vs. Buffalo Bills, Nov 19, 2017 8 at Denver Broncos, Dec 30, 2018	Special Teams Tackles	5 at Oakland Raiders, Nov 07, 2019 3 vs. Cleveland Browns, Jan 03, 2022
Rushing TDs	1 at Jacksonville Jaguars, Dec 08, 2019	Most TDs	1 at Jacksonville Jaguars, Dec 08, 2019
Receptions	1 vs. Detroit Lions, Nov 14, 2021 1 vs. Chicago Bears, Nov 08, 2021 ...11 more at 1.	Miscellaneous Tackles	1 at Oakland Raiders, Oct 09, 2016
Receiving Yards	53 at Denver Broncos, Oct 30, 2016 23 at New York Jets, Dec 24, 2017		

SINGLE-GAME HIGHS - POSTSEASON: RUSHING/RECEIVING

Rush Attempts	2 vs. Cleveland Browns, Jan 10, 2021	Receiving Yards	1 at Baltimore Ravens, Jan 06, 2019
Rushing Yards	2 vs. Cleveland Browns, Jan 10, 2021	Longest Receptions	1 at Baltimore Ravens, Jan 06, 2019
Longest Runs	2 vs. Cleveland Browns, Jan 10, 2021	All-Purpose Yards	2 vs. Cleveland Browns, Jan 10, 2021 1 at Baltimore Ravens, Jan 06, 2019
Receptions	1 at Baltimore Ravens, Jan 06, 2019	Special Teams Tackles	2 at Kansas City Chiefs, Jan 16, 2022 1 vs. Cleveland Browns, Jan 10, 2021

2021 GAME-BY-GAME REGULAR-SEASON STATISTICS (STEELERS)

DATE	OPPONENT	P/S	RUSHING					RECEIVING					W/L/T	SCORE
			NO.	YDS.	AVG.	LG	TD	NO.	YDS.	AVG.	LG	TD		
09/12	at Bills	P	0	0	0.0	0	0	0	0	0.0	0	0	W	23-16
09/19	Raiders	P	0	0	0.0	0	0	0	0	0.0	0	0	L	17-26
09/26	Bengals	P	0	0	0.0	0	0	1	3	3.0	3	0	L	10-24
10/03	at Packers	P	0	0	0.0	0	0	0	0	0.0	0	0	L	17-27
10/10	Broncos	P	0	0	0.0	0	0	0	0	0.0	0	0	W	27-19
10/17	Seahawks	S	0	0	0.0	0	0	0	0	0.0	0	0	W	23-20+
10/31	at Browns	P	0	0	0.0	0	0	0	0	0.0	0	0	W	15-10
11/08	Bears	S	0	0	0.0	0	0	1	3	3.0	3	0	W	29-27
11/14	Lions	P	0	0	0.0	0	0	1	9	9.0	9	0	T	16-16
11/21	at Chargers	P	0	0	0.0	0	0	0	0	0.0	0	0	L	37-41
11/28	at Bengals	P	0	0	0.0	0	0	0	0	0.0	0	0	L	10-41
12/05	Ravens	S	0	0	0.0	0	0	0	0	0.0	0	0	W	20-19
12/09	at Vikings	P	0	0	0.0	0	0	0	0	0.0	0	0	L	28-36
12/19	Titans	P	0	0	0.0	0	0	0	0	0.0	0	0	W	19-13
12/26	at Chiefs	P	0	0	0.0	0	0	0	0	0.0	0	0	L	10-36
01/03	Browns	P	1	1	1.0	1	0	0	0	0.0	0	0	W	26-14
01/09	at Ravens	S	0	0	0.0	0	0	0	0	0.0	0	0	W	16-13+
2021 TOTALS			17-4	1	1	1.0	1	0	3	15	5.0	9	0	9-7-1
+ - Overtime														

2020 GAME-BY-GAME REGULAR-SEASON STATISTICS (STEELERS)

DATE	OPPONENT	P/S	RUSHING					RECEIVING					W/L	SCORE
			NO.	YDS.	AVG.	LG	TD	NO.	YDS.	AVG.	LG	TD		
09/14	at Giants	P	0	0	0.0	0	0	0	0	0.0	0	0	W	26-16
09/20	Broncos	P	0	0	0.0	0	0	0	0	0.0	0	0	W	26-21
09/27	Texans	P	0	0	0.0	0	0	0	0	0.0	0	0	W	28-21
10/11	Eagles												W	38-29
10/18	Browns	P	0	0	0.0	0	0	0	0	0.0	0	0	W	38-7
10/25	at Titans												W	27-24
11/01	at Ravens												W	28-24
11/08	at Cowboys												W	24-19
11/15	Bengals	P	0	0	0.0	0	0	0	0	0.0	0	0	W	36-10
11/22	at Jaguars	P	0	0	0.0	0	0	0	0	0.0	0	0	W	27-3
12/02	Ravens	P	0	0	0.0	0	0	0	0	0.0	0	0	W	19-14
12/07	Football Team	P	0	0	0.0	0	0	0	0	0.0	0	0	L	17-23
12/13	at Bills	P	0	0	0.0	0	0	0	0	0.0	0	0	L	15-26
12/21	at Bengals	P	0	0	0.0	0	0	0	0	0.0	0	0	L	17-27
12/27	Colts	P	0	0	0.0	0	0	0	0	0.0	0	0	W	28-24
01/03	at Browns	P	0	0	0.0	0	0	0	0	0.0	0	0	L	22-24
2020 TOTALS			12-0	0	0	0.0	0	0	0	0.0	0	0	12-4	

2019 GAME-BY-GAME REGULAR-SEASON STATISTICS (CHARGERS)

DATE	OPPONENT	P/S	RUSHING					RECEIVING					W/L	SCORE
			NO.	YDS.	AVG.	LG	TD	NO.	YDS.	AVG.	LG	TD		
09/08	Colts	P	2	4	2.0	2	0	0	0	0.0	0	0	W	30-24+
09/15	at Lions	P	0	0	0.0	0	0	1	3	3.0	3	0	L	10-13
09/22	Texans	P	1	-1	-1.0	-1	0	0	0	0.0	0	0	L	20-27
09/29	at Dolphins	P	0	0	0.0	0	0	1	21	21.0	21	0	W	30-10
10/06	Broncos	P	0	0	0.0	0	0	1	8	8.0	8	0	L	13-20
10/13	Steelers	P	0	0	0.0	0	0	0	0	0.0	0	0	L	17-24
10/20	at Titans	P	0	0	0.0	0	0	0	0	0.0	0	0	L	20-23
10/27	at Bears	P	1	2	2.0	2	0	0	0	0.0	0	0	W	17-16
11/03	Packers	P	0	0	0.0	0	0	0	0	0.0	0	0	W	26-11
11/07	at Raiders	P	1	1	1.0	1	0	0	0	0.0	0	0	L	24-26
11/18	Chiefs	S	0	0	0.0	0	0	0	0	0.0	0	0	L	17-24
12/01	at Broncos	P	0	0	0.0	0	0	0	0	0.0	0	0	L	20-23
12/08	at Jaguars	P	2	4	2.0	3	1	0	0	0.0	0	0	W	45-10
12/15	Vikings	S	0	0	0.0	0	0	0	0	0.0	0	0	L	10-39
12/22	Raiders	P	0	0	0.0	0	0	0	0	0.0	0	0	L	17-24
12/29	at Chiefs	P	0	0	0.0	0	0	0	0	0.0	0	0	L	21-31
2019 TOTALS			16-2	7	10	1.4	3	1	3	32	10.7	21	0	5-11
+ - Overtime														

2018 GAME-BY-GAME REGULAR-SEASON STATISTICS (CHARGERS)

DATE	OPPONENT	P/S	RUSHING					RECEIVING					W/L	SCORE
			NO.	YDS.	AVG.	LG	TD	NO.	YDS.	AVG.	LG	TD		
09/09	Chiefs	P	1	1	1.0	1	0	0	0	0.0	0	0	L	28-38
09/16	at Bills	P	0	0	0.0	0	0	0	0	0.0	0	0	W	31-20
09/23	at Rams	P	0	0	0.0	0	0	0	0	0.0	0	0	L	23-35
09/30	49ers	P	0	0	0.0	0	0	0	0	0.0	0	0	W	29-27
10/07	Raiders	P	0	0	0.0	0	0	0	0	0.0	0	0	W	26-10
10/14	at Browns	P	0	0	0.0	0	0	0	0	0.0	0	0	W	38-14
10/21	Titans	P	0	0	0.0	0	0	0	0	0.0	0	0	W	20-19
11/04	at Seahawks	S	0	0	0.0	0	0	0	0	0.0	0	0	W	25-17
11/11	at Raiders	S	2	2	1.0	2	0	0	0	0.0	0	0	W	20-6
11/18	Broncos	P	0	0	0.0	0	0	0	0	0.0	0	0	L	22-23
11/25	Cardinals	S	0	0	0.0	0	0	0	0	0.0	0	0	W	45-10
12/02	at Steelers	P	0	0	0.0	0	0	0	0	0.0	0	0	W	33-30
12/09	Bengals	P	0	0	0.0	0	0	1	2	2.0	2	0	W	26-21
12/13	at Chiefs	S	0	0	0.0	0	0	0	0	0.0	0	0	W	29-28
12/22	Ravens	S	0	0	0.0	0	0	0	0	0.0	0	0	L	10-22
12/30	at Broncos	P	1	8	8.0	8	0	0	0	0.0	0	0	W	23-9
2018 TOTALS		16-5	4	11	2.8	8	0	1	2	2.0	2	0	12-4	

2017 GAME-BY-GAME REGULAR-SEASON STATISTICS (CHARGERS)


DATE	OPPONENT	P/S	RUSHING					RECEIVING					W/L	SCORE
			NO.	YDS.	AVG.	LG	TD	NO.	YDS.	AVG.	LG	TD		
09/11	at Broncos	S	0	0	0.0	0	0	0	0	0.0	0	0	L	21-24
09/17	Dolphins	S	1	0	0.0	0	0	0	0	0.0	0	0	L	17-19
09/24	Chiefs	P	0	0	0.0	0	0	0	0	0.0	0	0	L	10-24
10/01	Eagles	P	0	0	0.0	0	0	0	0	0.0	0	0	L	24-26
10/08	at Giants	P	0	0	0.0	0	0	0	0	0.0	0	0	W	27-22
10/15	at Raiders	P	0	0	0.0	0	0	0	0	0.0	0	0	W	17-16
10/22	Broncos	P	0	0	0.0	0	0	0	0	0.0	0	0	W	21-0
10/29	at Patriots	S	0	0	0.0	0	0	0	0	0.0	0	0	L	13-21
11/12	at Jaguars	P	0	0	0.0	0	0	1	12	12.0	12	0	L	17-20+
11/19	Bills	P	2	17	8.5	17	0	0	0	0.0	0	0	W	54-24
11/23	at Cowboys	P	0	0	0.0	0	0	0	0	0.0	0	0	W	28-6
12/03	Browns	P	0	0	0.0	0	0	0	0	0.0	0	0	W	19-10
12/10	Redskins	P	1	2	2.0	2	0	0	0	0.0	0	0	W	30-13
12/16	at Chiefs	P	0	0	0.0	0	0	0	0	0.0	0	0	L	13-30
12/24	at Jets	S	1	3	3.0	3	0	1	23	23.0	23	0	W	14-7
12/31	Raiders	P	1	2	2.0	2	0	0	0	0.0	0	0	W	30-10
2017 TOTALS		16-4	6	24	4.0	17	0	2	35	17.5	23	0	9-7	

+ - Overtime

2016 GAME-BY-GAME REGULAR-SEASON STATISTICS (CHARGERS)

DATE	OPPONENT	P/S	RUSHING					RECEIVING					W/L	SCORE
			NO.	YDS.	AVG.	LG	TD	NO.	YDS.	AVG.	LG	TD		
09/11	at Chiefs	P	0	0	0.0	0	0	0	0	0.0	0	0	L	27-33+
09/18	Jaguars	S	0	0	0.0	0	0	0	0	0.0	0	0	W	38-14
09/25	at Colts	P	0	0	0.0	0	0	1	6	6.0	6	0	L	22-26
10/02	Saints	P	0	0	0.0	0	0	0	0	0.0	0	0	L	34-35
10/09	at Raiders	P	1	2	2.0	2	0	0	0	0.0	0	0	L	31-34
10/13	Broncos	P	0	0	0.0	0	0	1	8	8.0	8	0	W	21-13
10/23	at Falcons	P	0	0	0.0	0	0	0	0	0.0	0	0	W	33-30+
10/30	at Broncos	P	0	0	0.0	0	0	1	53	53.0	53	0	L	19-27
11/06	Titans	P	0	0	0.0	0	0	0	0	0.0	0	0	W	43-35
11/13	Dolphins	P	0	0	0.0	0	0	0	0	0.0	0	0	L	24-31
11/27	at Texans	S	0	0	0.0	0	0	0	0	0.0	0	0	W	21-13
12/04	Buccaneers	P	1	2	2.0	2	0	0	0	0.0	0	0	L	21-28
12/11	at Panthers	P	0	0	0.0	0	0	0	0	0.0	0	0	L	16-28
12/18	Raiders	P	0	0	0.0	0	0	0	0	0.0	0	0	L	16-19
12/24	at Browns	P	0	0	0.0	0	0	1	16	16.0	16	0	L	17-20
01/01	Chiefs	P	0	0	0.0	0	0	0	0	0.0	0	0	L	27-37
2016 TOTALS		16-2	2	4	2.0	2	0	4	83	20.8	53	0	5-11	

+ - Overtime



90

T.J. WATT
LINEBACKER

HEIGHT: 6-4
WEIGHT: 252
COLLEGE: Wisconsin
BORN: October 11, 1994

BIRTHPLACE: Pewaukee, WI
HOW ACQUIRED: D1 '17
NFL EXPERIENCE: 8th year



COMMUNITY

- Participates in Salvation Army Project Bundle Up
- Continuously works with 412 Food Rescue to help deliver food to members of the community.
- Partners with UPMC Children's Hospital to raise money from a designed beanie.
- Donated blankets and books during the holidays to children staying at Children's Hospital

T.J. WATT'S NFL REGULAR SEASON DEFENSIVE STATISTICS

DATE	TEAM	GP	GS	TK	S	TACKLES					YDS	QBH	INTERCEPTIONS				O. FUMB				ST				MISC		
						A	TFL	YDS	SK	NO			YDS	LG	TD	PD	FF	FR	TD	YDS	TK	S	A	FF	FR	S	A
2017	Steelers	15	15	52	39	13	10	42	7.0	36.0	13	1	17	17	0	7	1	0	0	2	1	1	0	0	0	0	
2018	Steelers	16	16	68	50	18	12	63	13.0	87.0	21	0	0	0	0	3	6	0	0	0	0	0	0	0	0	0	
2019	Steelers	16	16	55	35	20	14	56	14.5	104.0	36	2	7	7	0	8	4	0	0	0	0	0	0	0	0	0	
2020	Steelers	15	15	53	43	10	23	119	15.0	112.5	41	1	0	0	0	7	2	0	0	0	0	0	0	0	0	0	
2021	Steelers	15	15	64	48	16	21	100	22.5	111.5	39	0	0	0	0	7	5	3	0	0	0	0	0	0	0	0	
NFL TOTALS		77	77	292	215	77	80	380	72.0	451.0	150	4	24	17	0	32	22	7	0	0	2	1	1	0	0	0	0

T.J. WATT'S NFL POSTSEASON DEFENSIVE STATISTICS

TACKLES													INTERCEPTIONS					O. FUMB				ST				MISC	
DATE	TEAM	GP	GS	TK	S	A	TFL	YDS	SK	YDS	QBH	NO	YDS	LG	TD	PD	FF	FR	TD	YDS	TK	S	A	FF	FR	S	A
2017	Steelers	1	1	2	1	1	0	0	0.0	0.0	2	0	0	0	0	0	1	0	0	0	0	0	0	0	0	0	0
2020	Steelers	1	1	3	2	1	1	1	0.0	0.0	0	0	0	0	0	1	0	0	0	0	0	0	0	0	0	0	0
2021	Steelers	1	1	3	3	0	2	16	1.0	14.0	3	0	0	0	0	1	0	1	1	26	0	0	0	0	0	0	0
NFL TOTALS		3	3	8	6	2	3	17	1.0	14.0	5	0	0	0	0	3	0	1	1	26	0	0	0	0	0	0	0

SINGLE-GAME HIGHS: DEFENSIVE

Total Tackles	10 at Cleveland Browns, Sep 09, 2018 8 vs. Atlanta Falcons, Oct 07, 2018 ...1 more at 8.	Fumble Recoveries	1 vs. Tennessee Titans, Dec 19, 2021 1 at Cleveland Browns, Oct 31, 2021 ...5 more at 1.
Solo Tackles	7 at Cleveland Browns, Sep 09, 2018 6 vs. Seattle Seahawks, Oct 17, 2021 ...3 more at 6.	Tackles For Loss	4 at Cleveland Browns, Sep 09, 2018 3 vs. Cleveland Browns, Jan 03, 2022 ...9 more at 3.
Sacks	4.0 vs. Cleveland Browns, Jan 03, 2022 3.5 vs. Baltimore Ravens, Dec 05, 2021 3 vs. Seattle Seahawks, Oct 17, 2021	Interceptions	1 at New York Giants, Sep 14, 2020 1 at Arizona Cardinals, Dec 08, 2019 ...2 more at 1.
Passes Defensed	3 at Dallas Cowboys, Nov 08, 2020	Interception Return Yards	17 at Cleveland Browns, Sep 10, 2017 7 at San Francisco 49ers, Sep 22, 2019
Forced Fumbles	2 vs. Miami Dolphins, Oct 28, 2019 2 vs. Cincinnati Bengals, Dec 30, 2018 ...1 more at 2.	Special Teams Tackles	1 vs. Tennessee Titans, Nov 16, 2017 1 at Cleveland Browns, Sep 10, 2017

SINGLE-GAME HIGHS - POSTSEASON: DEFENSIVE

Total Tackles	3 at Kansas City Chiefs, Jan 16, 2022 3 vs. Cleveland Browns, Jan 10, 2021 2 vs. Jacksonville Jaguars, Jan 14, 2018	Fumble Recoveries	1 at Kansas City Chiefs, Jan 16, 2022
Solo Tackles	3 at Kansas City Chiefs, Jan 16, 2022 2 vs. Cleveland Browns, Jan 10, 2021 1 vs. Jacksonville Jaguars, Jan 14, 2018	Tackles For Loss	2 at Kansas City Chiefs, Jan 16, 2022 1 vs. Cleveland Browns, Jan 10, 2021
Sacks	1.0 at Kansas City Chiefs, Jan 16, 2022	Longest Opponent's Fumble Return	26 at Kansas City Chiefs, Jan 16, 2022
Passes Defensed	1 at Kansas City Chiefs, Jan 16, 2022 1 vs. Cleveland Browns, Jan 10, 2021 1 vs. Jacksonville Jaguars, Jan 14, 2018		

2021 GAME-BY-GAME REGULAR-SEASON STATISTICS (STEELERS)

[illegible]

+ - Overtime

2020 GAME-BY-GAME REGULAR-SEASON STATISTICS (STEELERS)

[illegible]

2020 TOTALS

2019 GAME-BY-GAME REGULAR-SEASON STATISTICS (STEELERS)

DATE	OPPONENT	P/S	TACKLES								INTERCEPTIONS					O. FUMB			ST			MISC		W/L	SCORE	
			TK	S	A	SO	YDS	TFL	YDS	QBH	NO	YDS	LG	TD	PD	FF	FR	TD	YDS	TK	S	A	FF			FR
09/08	at Patriots	S	2	1	1	0.0	0.0	1	3	3	0	0	0	0	0	0	0	0	0	0	0	0	0	0	L	3-33
09/15	Seahawks	S	6	3	3	1.0	8.0	1	8	1	0	0	0	0	0	1	0	0	0	0	0	0	0	0	L	26-28
09/22	at 49ers	S	2	2	0	0.0	0.0	0	0	2	1	7	7	0	2	0	1	0	0	0	0	0	0	0	L	20-24
09/30	Bengals	S	2	1	1	1.5	9.0	1	5	3	0	0	0	0	0	0	1	0	0	0	0	0	0	0	W	27-3
10/06	Ravens	S	5	4	1	1.0	6.0	3	8	1	0	0	0	0	0	0	0	0	0	0	0	0	0	0	L	23-26+
10/13	at Chargers	S	3	0	3	0.5	2.0	0	0	4	0	0	0	0	1	0	0	0	0	0	0	0	0	0	W	24-17
10/28	Dolphins	S	3	3	0	2.0	16.0	0	0	3	0	0	0	0	0	2	1	0	0	0	0	0	0	0	W	27-14
11/03	Colts	S	3	2	1	1.5	13.0	1	9	3	0	0	0	0	0	0	0	0	0	0	0	0	0	0	W	26-24
11/10	Rams	S	5	4	1	2.0	15.0	1	8	2	0	0	0	0	0	1	0	0	0	0	0	0	0	0	W	17-12
11/14	at Browns	S	4	2	2	1.0	4.0	1	4	2	0	0	0	0	1	0	0	0	0	0	0	0	0	0	L	7-21
11/24	at Bengals	S	2	2	0	1.0	9.0	1	1	1	0	0	0	0	1	1	0	0	0	0	0	0	0	0	W	16-10
12/01	Browns	S	2	1	1	1.0	6.0	1	6	3	0	0	0	0	0	0	0	0	0	0	0	0	0	0	W	20-13
12/08	at Cardinals	S	2	1	1	0.0	0.0	1	1	1	1	0	0	0	1	0	0	0	0	0	0	0	0	0	W	23-17
12/15	Bills	S	4	3	1	0.5	4.0	2	3	2	0	0	0	0	1	1	0	0	0	0	0	0	0	0	L	10-17
12/22	at Jets	S	5	2	3	1.0	8.0	0	0	3	0	0	0	0	0	1	1	0	0	0	0	0	0	0	L	10-16
12/29	at Ravens	S	5	4	1	0.5	4.0	0	0	2	0	0	0	0	0	1	0	0	0	0	0	0	0	0	L	10-28
2019 TOTALS			16-16	55	35	20	14.5	104.0	14	56	36	2	7	7	0	8	8	4	0	0	0	0	0	0	0	8-8

2019 TOT.


2018 GAME-BY-GAME REGULAR-SEASON STATISTICS (STEELERS)

[illegible]

2018 TOTALS

2017 GAME-BY-GAME REGULAR-SEASON STATISTICS (STEELERS)

DATE	OPPONENT	P/S	TACKLES								INTERCEPTIONS								O. FUMB				ST				MISC		W/L	SCORE	
			TK	S	A	SK	YDS	TFL	YDS	QBH	NO	YDS	LG	TD	PD	FF	FR	TD	YDS	TK	S	A	FF	FR	S	A					
09/10	at Browns	S	6	5	1	2.0	11.0	2	11	2	1	17	17	0	1	0	0	0	0	1	1	0	0	0	0	0	W	21-18			
09/17	Vikings	S	2	0	2	0.0	0.0	0	0	0	0	0	0	1	0	0	0	0	0	0	0	0	0	0	0	W	26-9				
09/24	at Bears										INACTIVE																			L	17-23+
10/01	at Ravens	S	4	4	0	0.0	0.0	1	3	0	0	0	0	1	0	0	0	0	0	0	0	0	0	0	0	W	26-9				
10/08	Jaguars	S	6	5	1	1.0	3.0	2	5	1	0	0	0	0	0	0	0	0	0	0	0	0	0	0	0	L	9-30				
10/15	at Chiefs	S	1	1	0	0.0	0.0	0	0	0	0	0	0	0	0	0	0	0	0	0	0	0	0	0	0	W	19-13				
10/22	Bengals	S	6	5	1	1.0	7.0	1	7	3	0	0	0	0	0	0	0	0	0	0	0	0	0	0	0	W	29-14				
10/29	at Lions	S	2	1	1	0.0	0.0	0	0	0	0	0	0	1	0	0	0	0	0	0	0	0	0	0	0	W	20-15				
11/12	at Colts	S	3	3	0	0.0	0.0	0	0	0	0	0	0	0	0	0	0	0	0	0	0	0	0	0	0	W	20-17				
11/16	Titans	S	1	0	1	0.0	0.0	0	0	0	0	0	0	1	0	0	0	0	1	0	1	0	0	0	0	W	40-17				
11/26	Packers	S	4	3	1	1.0	6.0	1	6	1	0	0	0	1	0	0	0	0	0	0	0	0	0	0	0	W	31-28				
12/04	at Bengals	S	1	0	1	0.0	0.0	0	0	0	0	0	0	0	0	0	0	0	0	0	0	0	0	0	0	W	23-20				
12/10	Ravens	S	4	4	0	1.0	8.0	1	4	3	0	0	0	0	1	0	0	0	0	0	0	0	0	0	0	W	39-38				
12/17	Patriots	S	2	2	0	0.0	0.0	0	0	0	0	0	0	0	0	0	0	0	0	0	0	0	0	0	0	L	24-27				
12/25	at Texans	S	2	0	2	0.0	0.0	0	0	0	0	0	0	1	0	0	0	0	0	0	0	0	0	0	0	W	34-6				
12/31	Browns	S	8	6	2	1.0	1.0	2	6	3	0	0	0	0	0	0	0	0	0	0	0	0	0	0	0	W	28-24				
2017 TOTALS			15-15	52	39	13	7.0	36.0	10	42	13	1	17	17	0	7	1	0	0	0	2	1	1	0	0	0	13-3				
+ - Overtime																															



25

LA-KEL-vll

AHKELO WITHERSPOON

CORNERBACK

HEIGHT: 6-2

WEIGHT: 195

COLLEGE: Colorado

BORN: March 21, 1995

BIRTHPLACE: Sacramento, CA

HOW ACQUIRED: TR 21 (SEA)

NFL EXPERIENCE: 8th year

AHKELO WITHERSPOON'S NFL REGULAR SEASON DEFENSIVE STATISTICS

DATE	TEAM	GP	GS	TK	S	A	TACKLES				QBH	INTERCEPTIONS				O. FUMB				ST				MISC		
							TFL	YDS	SK	YDS		NO	YDS	LG	TD	PD	FF	FR	TD	YDS	TK	S	A	FF	FR	S
2017	49ers	12	9	32	28	4	0	0	0.0	0.0	0	2	42	23	0	7	1	0	0	0	0	0	0	0	0	
2018	49ers	14	12	37	30	7	0	0	0.0	0.0	0	0	0	0	0	4	0	0	0	0	0	0	1	0	0	
2019	49ers	10	8	28	24	4	1	2	0.0	0.0	0	1	25	25t	1	9	0	0	0	0	0	0	0	0	0	
2020	49ers	11	4	19	16	3	1	1	0.0	0.0	0	1	0	0	0	4	0	0	0	0	1	1	0	0	0	
2021	Steelers	9	2	15	14	1	1	1	0.0	0.0	0	3	45	41	0	9	0	0	0	0	0	0	0	0	0	
NFL TOTALS		56	35	131	112	19	3	4	0.0	0.0	0	7	112	41	1	33	1	0	0	0	1	1	0	1	0	0

AHKELO WITHERSPOON'S NFL POSTSEASON DEFENSIVE STATISTICS

DATE	TEAM	GP	GS	TK	TACKLES						QBH	INTERCEPTIONS				O. FUMB				ST				MISC		
					S	A	TFL	YDS	SK	YDS		NO	YDS	LG	TD	PD	FF	FR	TD	YDS	TK	S	A	FF	FR	S
2019	49ers	3	1	1	1	0	0	0	0.0	0.0	0	0	0	0	0	0	0	0	0	3	1	2	0	0	0	0
2021	Steelers	1	1	2	2	0	0	0	0.0	0.0	0	0	0	0	0	0	0	0	0	0	0	0	0	0	0	
NFL TOTALS		4	2	3	3	0	0	0	0.0	0.0	0	0	0	0	0	0	0	0	0	3	1	2	0	0	0	0

SINGLE-GAME HIGHS: DEFENSIVE

Total Tackles	7 at Arizona Cardinals, Dec 26, 2020 5 vs. Baltimore Ravens, Dec 05, 2021 ...5 more at 5.	Interceptions	2 at Minnesota Vikings, Dec 09, 2021 1 vs. Cleveland Browns, Jan 03, 2022 ...4 more at 1.
Solo Tackles	7 at Arizona Cardinals, Dec 26, 2020 5 vs. Baltimore Ravens, Dec 05, 2021 ...2 more at 5.	Interception Return Yards	45 at Minnesota Vikings, Dec 09, 2021 25 at Tampa Bay Buccaneers, Sep 08, 2019
Passes Defensed	3 vs. Cleveland Browns, Jan 03, 2022 3 at Minnesota Vikings, Dec 09, 2021 ...1 more at 3.	Special Teams Tackles	1 at New England Patriots, Oct 25, 2020
Forced Fumbles	1 at Los Angeles Rams, Dec 31, 2017	Special Teams Fumble Recoveries	1 at Minnesota Vikings, Sep 09, 2018
Tackles For Loss	1 at Cincinnati Bengals, Nov 28, 2021 1 at Arizona Cardinals, Dec 26, 2020 ...1 more at 1.		

SINGLE-GAME HIGHS - POSTSEASON: DEFENSIVE

Total Tackles	2 at Kansas City Chiefs, Jan 16, 2022 1 vs. Minnesota Vikings, Jan 11, 2020	Special Teams Tackles	2 vs. Green Bay Packers, Jan 19, 2020 1 at Kansas City Chiefs, Feb 02, 2020
Solo Tackles	2 at Kansas City Chiefs, Jan 16, 2022 1 vs. Minnesota Vikings, Jan 11, 2020		

2021 GAME-BY-GAME REGULAR-SEASON STATISTICS (STEELERS)

DATE	OPPONENT	P/S	TACKLES							INTERCEPTIONS					O. FUMB			ST				MISC		W/L	SCORE		
			TK	S	A	SK	YDS	TFL	YDS	QBH	NO	YDS	LG	TD	PD	FF	FR	TD	YDS	TK	S	A	FF			FR	S
09/12	at Bills	P									ON INACTIVE LIST															W	23-16
09/19	Raiders		0	0	0	0.0	0.0	0	0	0	0	0	0	0	0	0	0	0	0	0	0	0	0	0	0	L	17-26
09/26	Bengals											ON INACTIVE LIST														L	10-24
10/03	at Packers											ON INACTIVE LIST														L	17-27
10/10	Broncos										ON INACTIVE LIST														W	27-19	
10/17	Seahawks										ON INACTIVE LIST														W	23-20+	
10/31	at Browns										ON INACTIVE LIST														W	15-10	
11/08	Bears										ON INACTIVE LIST														W	29-27	
11/14	Lions										ON INACTIVE LIST														T	16-16	
11/21	at Chargers	P	2	2	0	0.0	0.0	0	0	0	0	0	0	0	0	0	0	0	0	0	0	0	0	0	0	L	17-41
11/28	at Bengals	P	1	1	0	0.0	0.0	1	1	0	0	0	0	0	1	0	0	0	0	0	0	0	0	0	0	L	10-41
12/05	Ravens	P	5	5	0	0.0	0.0	0	0	0	0	0	0	0	1	0	0	0	0	0	0	0	0	0	0	W	20-19
12/09	at Vikings	P	4	4	0	0.0	0.0	0	0	0	2	45	41	0	3	0	0	0	0	0	0	0	0	0	0	L	28-36
12/19	Titans	S	2	2	0	0.0	0.0	0	0	0	0	0	0	0	0	0	0	0	0	0	0	0	0	0	0	W	19-13
12/26	at Chiefs	P	0	0	0	0.0	0.0	0	0	0	0	0	0	0	1	0	0	0	0	0	0	0	0	0	0	L	10-36
01/03	Browns	P	0	0	0	0.0	0.0	0	0	0	1	0	0	0	3	0	0	0	0	0	0	0	0	0	0	W	26-14
01/09	at Ravens	S	1	0	1	0.0	0.0	0	0	0	0	0	0	0	0	0	0	0	0	0	0	0	0	0	0	W	16-13+
2021 TOTALS		9-2	15	14	1	0.0	0.0	1	1	0	3	45	41	0	9	0	0	0	0	0	0	0	0	0	0	9-7-1	
+ - Overtime																											

2020 GAME-BY-GAME REGULAR-SEASON STATISTICS (49ERS)

DATE	OPPONENT	P/S	TACKLES							INTERCEPTIONS					O. FUMB			ST				MISC		W/L	SCORE	
			TK	S	A	SK	YDS	TFL	YDS	QBH	NO	YDS	LG	TD	PD	FF	FR	TD	YDS	TK	S	A	FF			FR
09/13	Cardinals	P	1	1	0	0.0	0.0	0	0	0	0	0	0	0	0	0	0	0	0	0	0	0	0	0	L	20-24
09/20	at Jets	S	5	3	2	0.0	0.0	0	0	0	0	0	0	0	0	0	0	0	0	0	0	0	0	0	W	31-13
09/27	at Giants										ON INACTIVE LIST														W	36-9
10/04	Eagles										ON INACTIVE LIST														L	20-25
10/11	Dolphins	P	3	2	1	0.0	0.0	0	0	0	0	0	0	0	0	0	0	0	0	0	0	0	0	0	L	17-43
10/18	Rams	P	0	0	0	0.0	0.0	0	0	0	0	0	0	0	0	0	0	0	0	0	0	0	0	0	W	24-16
10/25	at Patriots	P	0	0	0	0.0	0.0	0	0	0	0	0	0	0	0	0	0	0	1	1	0	0	0	0	W	33-6
11/01	at Seahawks	P	0	0	0	0.0	0.0	0	0	0	0	0	0	0	0	0	0	0	0	0	0	0	0	0	L	27-37
11/05	Packers										INACTIVE														L	17-34
11/15	at Saints										ON INACTIVE LIST														L	13-27
11/29	at Rams										INACTIVE														W	23-20
12/07	Bills	P	0	0	0	0.0	0.0	0	0	0	0	0	0	0	0	0	0	0	0	0	0	0	0	0	L	24-34
12/13	Football Team	P	1	1	0	0.0	0.0	0	0	0	0	0	0	0	0	0	0	0	0	0	0	0	0	0	L	15-23
12/20	at Cowboys	S	1	1	0	0.0	0.0	0	0	0	0	0	0	2	0	0	0	0	0	0	0	0	0	0	L	33-41
12/26	at Cardinals	S	7	7	0	0.0	0.0	1	1	0	1	0	0	1	0	0	0	0	0	0	0	0	0	0	W	20-12
01/03	Seahawks	S	1	1	0	0.0	0.0	0	0	0	0	0	0	1	0	0	0	0	0	0	0	0	0	0	L	23-26
2020 TOTALS		11-4	19	16	3	0.0	0.0	1	1	0	1	0	0	4	0	0	0	0	1	1	0	0	0	0	6-10	

2019 GAME-BY-GAME REGULAR-SEASON STATISTICS (49ERS)

DATE	OPPONENT	P/S	TACKLES							INTERCEPTIONS					O. FUMB				ST				MISC		W/L	SCORE	
			TK	S	A	SK	YDS	TFL	YDS	QBH	NO	YDS	LG	TD	PD	FF	FR	TD	YDS	TK	S	A	FF	FR			S
09/08	at Buccaneers	S	2	2	0	0.0	0.0	0	0	0	1	25	25	1	3	0	0	0	0	0	0	0	0	0	0	W	31-17
09/15	at Bengals	S	5	3	2	0.0	0.0	0	0	0	0	0	0	0	2	0	0	0	0	0	0	0	0	0	0	W	41-17
09/22	Steelers	S	2	2	0	0.0	0.0	1	2	0	0	0	0	0	0	0	0	0	0	0	0	0	0	0	0	W	24-20
10/07	Browns										INACTIVE															W	31-3
10/13	at Rams										INACTIVE															W	20-7
10/20	at Redskins										INACTIVE															W	9-0
10/27	Panthers										INACTIVE															W	51-13
10/31	at Cardinals										INACTIVE															W	28-25
11/11	Seahawks										INACTIVE															L	24-27+
11/17	Cardinals	P	0	0	0	0.0	0.0	0	0	0	0	0	0	0	0	0	0	0	0	0	0	0	0	0	0	W	36-26
11/24	Packers	P	0	0	0	0.0	0.0	0	0	0	0	0	0	0	0	0	0	0	0	0	0	0	0	0	0	W	37-8
12/01	at Ravens	S	3	3	0	0.0	0.0	0	0	0	0	0	0	0	0	0	0	0	0	0	0	0	0	0	0	L	17-20
12/08	at Saints	S	5	4	1	0.0	0.0	0	0	0	0	0	0	0	1	0	0	0	0	0	0	0	0	0	0	W	48-46
12/15	Falcons	S	4	3	1	0.0	0.0	0	0	0	0	0	0	0	0	0	0	0	0	0	0	0	0	0	0	L	22-29
12/21	Rams	S	2	2	0	0.0	0.0	0	0	0	0	0	0	0	1	0	0	0	0	0	0	0	0	0	0	W	34-31
12/29	at Seahawks	S	5	5	0	0.0	0.0	0	0	0	0	0	0	0	2	0	0	0	0	0	0	0	0	0	0	W	26-21
2019 TOTALS			10-8	28	24	4	0.0	0.0	1	2	0	1	25	25	1	9	0	0	0	0	0	0	0	0	0	0	13-3
+ - Overtime																											

2018 GAME-BY-GAME REGULAR-SEASON STATISTICS (49ERS)

DATE	OPPONENT	P/S	TACKLES							INTERCEPTIONS				O. FUMB				ST				MISC		W/L/T	SCORE	
			TK	S	A	SK	YDS	TFL	YDS	QBH	NO	YDS	LG	TD	PD	FF	FR	TD	YDS	TK	S	A	FF			FR
09/09	at Vikings	S	1	0	1	0.0	0.0	0	0	0	0	0	0	1	0	0	0	0	0	0	0	1	0	0	L	16-24
09/16	Lions	S	4	3	1	0.0	0.0	0	0	0	0	0	0	0	0	0	0	0	0	0	0	0	0	0	W	30-27
09/23	at Chiefs	P	5	5	0	0.0	0.0	0	0	0	0	0	0	0	0	0	0	0	0	0	0	0	0	0	L	27-38
09/30	at Chargers	S	4	4	0	0.0	0.0	0	0	0	0	0	0	0	0	0	0	0	0	0	0	0	0	0	L	27-29
10/07	Cardinals	S	3	3	0	0.0	0.0	0	0	0	0	0	0	0	0	0	0	0	0	0	0	0	0	0	L	18-28
10/15	at Packers	P	0	0	0	0.0	0.0	0	0	0	0	0	0	0	0	0	0	0	0	0	0	0	0	0	L	30-33
10/21	Rams	S	2	2	0	0.0	0.0	0	0	0	0	0	0	1	0	0	0	0	0	0	0	0	0	0	L	10-39
10/28	at Cardinals	S	1	1	0	0.0	0.0	0	0	0	0	0	0	0	0	0	0	0	0	0	0	0	0	0	L	15-18
11/01	Raiders	S	1	1	0	0.0	0.0	0	0	0	0	0	0	0	0	0	0	0	0	0	0	0	0	0	W	34-3
11/12	Giants	S	3	2	1	0.0	0.0	0	0	0	0	0	0	1	0	0	0	0	0	0	0	0	0	0	L	23-27
11/25	at Buccaneers	S	4	4	0	0.0	0.0	0	0	0	0	0	0	0	0	0	0	0	0	0	0	0	0	0	L	9-27
12/02	at Seahawks	S	4	4	0	0.0	0.0	0	0	0	0	0	0	1	0	0	0	0	0	0	0	0	0	0	L	16-43
12/09	Broncos	S	4	1	3	0.0	0.0	0	0	0	0	0	0	0	0	0	0	0	0	0	0	0	0	0	W	20-14
12/16	Seahawks	S	1	0	1	0.0	0.0	0	0	0	0	0	0	0	0	0	0	0	0	0	0	0	0	0	W	26-23+
12/23	Bears										DID NOT PLAY														L	9-14
12/30	at Rams										DID NOT PLAY														L	32-48
2018 TOTALS			14-12	37	30	7	0.0	0.0	0	0	0	0	0	4	0	0	0	0	0	0	0	1	0	0	4-12	
+ - Overtime																										

2017 GAME-BY-GAME REGULAR-SEASON STATISTICS (49ERS)

DATE	OPPONENT	P/S	TACKLES							INTERCEPTIONS					O. FUMB				ST				MISC		W/L	SCORE									
			TK	S	A	SK	YDS	TFL	YDS	QBH	NO	YDS	LG	TD	PDI	FF	FR	TD	YDS	TK	S	A	FF	FR			S	A							
09/10	Panthers									INACTIVE																								L	3-23
09/17	at Seahawks									ON INACTIVE LIST																								L	9-12
09/21	Rams									ON INACTIVE LIST																								L	39-41
10/01	at Cardinals									INACTIVE																								L	15-19+
10/08	at Colts	P	1	1	0	0.0	0.0	0	0	0	0	0	0	0	0	0	0	0	0	0	0	0	0	0	0	0	L	23-26+							
10/15	at Redskins	P	2	1	1	0.0	0.0	0	0	0	0	0	0	0	0	0	0	0	0	0	0	0	0	0	0	L	24-26								
10/22	Cowboys	P	3	3	0	0.0	0.0	0	0	0	0	0	0	0	0	0	0	0	0	0	0	0	0	0	0	L	10-40								
10/29	at Eagles	S	3	3	0	0.0	0.0	0	0	0	1	19	19	0	1	0	0	0	0	0	0	0	0	0	0	L	10-33								
11/05	Cardinals	S	4	3	1	0.0	0.0	0	0	0	0	0	0	0	0	0	0	0	0	0	0	0	0	0	0	L	10-20								
11/12	Giants	S	3	3	0	0.0	0.0	0	0	0	0	0	0	0	1	0	0	0	0	0	0	0	0	0	0	W	31-21								
11/26	Seahawks	S	1	1	0	0.0	0.0	0	0	0	0	0	0	0	0	0	0	0	0	0	0	0	0	0	L	13-24									
12/03	at Bears	S	1	1	0	0.0	0.0	0	0	0	0	0	0	0	0	0	0	0	0	0	0	0	0	0	W	15-14									
12/10	at Texans	S	3	2	1	0.0	0.0	0	0	0	0	0	0	0	0	0	0	0	0	0	0	0	0	0	W	26-16									
12/17	Titans	S	4	4	0	0.0	0.0	0	0	0	0	0	0	0	1	0	0	0	0	0	0	0	0	0	W	25-23									
12/24	Jaguars	S	3	2	1	0.0	0.0	0	0	0	1	23	23	0	2	0	0	0	0	0	0	0	0	0	W	44-33									
12/31	at Rams	S	4	4	0	0.0	0.0	0	0	0	0	0	0	0	1	1	0	0	0	0	0	0	0	0	W	34-13									
2017 TOTALS			12-9	32	28	4	0.0	0.0	0	0	0	2	42	23	0	7	1	0	0	0	0	0	0	0	0	6-10									




95

CHRIS WORMLEY
DEFENSIVE LINEMAN

HEIGHT: 6-5
WEIGHT: 300
COLLEGE: Michigan
BORN: October 25, 1993

BIRTHPLACE: Toledo, OH
HOW ACQUIRED: TR 20 (BAL)
NFL EXPERIENCE: 6th year



COMMUNITY

- ♦ Partnered with the Educational Partnership to provide school supplies to Pittsburgh Mifflin Elementary
- ♦ Promotes the importance of reading by going to schools (physically and virtually) to read to them.

CHRIS WORMLEY'S NFL REGULAR SEASON DEFENSIVE STATISTICS

		TACKLES										INTERCEPTIONS					O. FUMB				ST				MISC		
DATE	TEAM	GP	GS	TK	S	A	TFL	YDS	SK	YDS	QBH	NO	YDS	LG	TD	PD	FF	FR	TD	YDS	TK	S	A	FF	FR	S	A
2017	Ravens	7	2	5	5	0	0	0	0	0.0	0.0	1	0	0	0	0	0	0	0	0	0	0	0	0	0	0	0
2018	Ravens	16	6	16	13	3	2	7	1.0	6.0	2	0	0	0	0	5	0	0	0	0	0	0	0	0	0	0	0
2019	Ravens	16	7	33	17	16	2	9	1.5	7.0	6	0	0	0	2	0	0	0	0	0	0	0	0	0	0	0	0
2020	Steelers	13	1	8	3	5	1	9	1.0	9.0	3	0	0	0	0	0	0	0	0	0	0	0	0	0	0	0	0
2021	Steelers	15	14	51	29	22	6	47	7.0	55.5	10	0	0	0	3	1	0	0	0	0	0	0	0	0	0	0	0
NFL TOTALS		67	30	113	67	46	11	72	10.5	77.5	22	0	0	0	0	10	1	0	0	0	0	0	0	0	0	0	0

CHRIS WORMLEY'S NFL POSTSEASON DEFENSIVE STATISTICS

DATE	TEAM	GP	GS	TACKLES							INTERCEPTIONS					O. FUMB				ST				MISC	
				TK	S	A	TFL	YDS	SK	YDS	QBH	NO	YDS	LG	TD	PD	FF	FR	TD	YDS	TK	S	A	FF	FR
2018	Ravens	1	0	2	2	0	0	0	0.0	0.0	0	0	0	0	0	0	0	0	0	0	0	0	0	0	0
2019	Ravens	1	1	3	2	1	0	0	0.0	0.0	0	0	0	0	0	0	0	0	0	0	0	0	0	0	0
2020	Steelers	1	0	0	0	0	0	0	0.0	0.0	0	0	0	0	0	0	0	0	0	0	0	0	0	0	0
2021	Steelers	1	1	2	2	0	1	1	0.0	0.0	1	0	0	0	0	0	0	0	0	0	0	0	0	0	0
NFL TOTALS		4	2	7	6	1	1	1	0.0	0.0	1	0	0	0	0	0	0	0	0	0	0	0	0	0	0

SINGLE-GAME HIGHS: DEFENSIVE

Total Tackles	7 at Baltimore Ravens, Jan 09, 2022 5 vs. Tennessee Titans, Dec 19, 2021 ...2 more at 5.	Passes Defensed	2 vs. Buffalo Bills, Sep 09, 2018 1 at Baltimore Ravens, Jan 09, 2022 ...7 more at 1.
Solo Tackles	4 vs. Tennessee Titans, Dec 19, 2021 3 at Baltimore Ravens, Jan 09, 2022 ...7 more at 3.	Forced Fumbles	1 at Green Bay Packers, Oct 03, 2021
Sacks	2.5 vs. Baltimore Ravens, Dec 05, 2021 1.0 at Baltimore Ravens, Jan 09, 2022 ...6 more at 1.0.	Tackles For Loss	2 vs. Baltimore Ravens, Dec 05, 2021 2 at Cincinnati Bengals, Nov 10, 2019

SINGLE-GAME HIGHS - POSTSEASON: DEFENSIVE

Total Tackles	3 vs. Tennessee Titans, Jan 11, 2020 2 at Kansas City Chiefs, Jan 16, 2022 2 vs. Los Angeles Chargers, Jan 06, 2019	Tackles For Loss	1 at Kansas City Chiefs, Jan 16, 2022
Solo Tackles	2 at Kansas City Chiefs, Jan 16, 2022 2 vs. Tennessee Titans, Jan 11, 2020 2 vs. Los Angeles Chargers, Jan 06, 2019		

2021 GAME-BY-GAME REGULAR-SEASON STATISTICS (STEELERS)

DATE	OPPONENT	P/S	TACKLES							INTERCEPTIONS					O. FUMB			ST					MISC		W/L	SCORE			
			TK	S	A	SK	YDS	TFL	YDS	QBH	NO	YDS	LG	TD	PD	FF	FR	TD	YDS	TK	S	A	FF	FR			S	A	
09/12	at Bills	P	1	0	1	0.0	0.0	0	0	0	0	0	0	0	0	0	0	0	0	0	0	0	0	0	0	W	23-16		
09/19	Raiders	S	1	1	0	0.0	0.0	0	0	0	0	0	0	1	0	0	0	0	0	0	0	0	0	0	0	L	17-26		
09/26	Bengals	S	4	2	2	0.0	0.0	0	0	0	0	0	0	0	0	0	0	0	0	0	0	0	0	0	0	L	10-24		
10/03	at Packers	S	4	3	1	0.0	0.0	0	0	0	0	0	0	0	1	0	0	0	0	0	0	0	0	0	0	L	17-27		
10/10	Broncos	S	1	1	0	0.0	0.0	0	0	0	0	0	0	0	0	0	0	0	0	0	0	0	0	0	0	W	27-19		
10/17	Seahawks	S	5	2	3	0.5	7.5	0	0	1	0	0	0	1	0	0	0	0	0	0	0	0	0	0	0	W	23-20+		
10/31	at Browns	S	4	2	2	1.0	5.0	1	5	1	0	0	0	0	0	0	0	0	0	0	0	0	0	0	0	W	15-10		
11/08	Bears	S	1	0	1	0.0	0.0	0	0	0	0	0	0	0	0	0	0	0	0	0	0	0	0	0	0	W	29-27		
11/14	Lions	S	3	2	1	0.0	0.0	0	0	0	0	0	0	0	0	0	0	0	0	0	0	0	0	0	0	T	16-16		
11/21	at Chargers	S	4	3	1	0.0	0.0	0	0	0	0	0	0	0	0	0	0	0	0	0	0	0	0	0	0	L	37-41		
11/28	at Bengals	S	4	2	2	1.0	12.0	1	12	1	0	0	0	0	0	0	0	0	0	0	0	0	0	0	0	L	10-41		
12/05	Ravens	S	5	3	2	2.5	19.0	2	18	3	0	0	0	0	0	0	0	0	0	0	0	0	0	0	0	W	20-19		
12/09	at Vikings	S	2	1	1	0.0	0.0	0	0	2	0	0	0	0	0	0	0	0	0	0	0	0	0	0	0	L	28-36		
12/19	Titans	S	5	4	1	1.0	8.0	1	8	1	0	0	0	0	0	0	0	0	0	0	0	0	0	0	0	W	19-13		
12/26	at Chiefs		DID NOT PLAY (NON-INJURY)																								L	10-36	
01/03	Browns		RESERVE/COVID-19																								W	26-14	
01/09	at Ravens	S	7	3	4	1.0	4.0	1	4	1	0	0	0	0	1	0	0	0	0	0	0	0	0	0	0	W	16-13+		
2021 TOTALS		15-14	51	29	22	7.0	55.5	6	47	10	0	0	0	0	3	1	0	0	0	0	0	0	0	0	0	9-7-1			
+ Overtime																													

2020 GAME-BY-GAME REGULAR-SEASON STATISTICS (STEELERS)

DATE	OPPONENT	P/S	TACKLES							INTERCEPTIONS					O. FUMB			ST					MISC		W/L	SCORE			
			TK	S	A	SK	YDS	TFL	YDS	QBH	NO	YDS	LG	TD	PD	FF	FR	TD	YDS	TK	S	A	FF	FR			S	A	
09/14	at Giants	P	0	0	0	0.0	0.0	0	0	0	0	0	0	0	0	0	0	0	0	0	0	0	0	0	0	W	26-16		
09/20	Broncos	P	1	1	0	0.0	0.0	0	0	0	0	0	0	0	0	0	0	0	0	0	0	0	0	0	0	W	26-21		
09/27	Texans	P	1	0	1	0.0	0.0	0	0	0	0	0	0	0	0	0	0	0	0	0	0	0	0	0	0	W	28-21		
10/11	Eagles	P	0	0	0	0.0	0.0	0	0	0	0	0	0	0	0	0	0	0	0	0	0	0	0	0	0	W	38-29		
10/18	Browns	P	1	0	1	0.0	0.0	0	0	1	0	0	0	0	0	0	0	0	0	0	0	0	0	0	0	W	38-7		
10/25	at Titans	P	0	0	0	0.0	0.0	0	0	1	0	0	0	0	0	0	0	0	0	0	0	0	0	0	0	W	27-24		
11/01	at Ravens		DID NOT PLAY																								W	28-24	
11/08	at Cowboys		DID NOT PLAY																								W	24-19	
11/15	Bengals		DID NOT PLAY																								W	36-10	
11/22	at Jaguars	P	0	0	0	0.0	0.0	0	0	0	0	0	0	0	0	0	0	0	0	0	0	0	0	0	0	W	27-3		
12/02	Ravens	P	2	1	1	0.0	0.0	0	0	0	0	0	0	0	0	0	0	0	0	0	0	0	0	0	0	W	19-14		
12/07	Football Team	P	1	0	1	0.0	0.0	0	0	0	0	0	0	0	0	0	0	0	0	0	0	0	0	0	0	L	17-23		
12/13	at Bills	P	0	0	0	0.0	0.0	0	0	0	0	0	0	0	0	0	0	0	0	0	0	0	0	0	0	L	15-26		
12/21	at Bengals	P	0	0	0	0.0	0.0	0	0	0	0	0	0	0	0	0	0	0	0	0	0	0	0	0	0	L	17-27		
12/27	Colts	P	0	0	0	0.0	0.0	0	0	0	0	0	0	0	0	0	0	0	0	0	0	0	0	0	0	W	28-24		
01/03	at Browns	S	2	1	1	1.0	9.0	1	9	1	0	0	0	0	0	0	0	0	0	0	0	0	0	0	0	L	22-24		
2020 TOTALS			13-1	8	3	5	1.0	9.0	1	9	3	0	0	0	0	0	0	0	0	0	0	0	0	0	0	12-4			
+ Overtime																													

2019 GAME-BY-GAME REGULAR-SEASON STATISTICS (RAVENS)

DATE	OPPONENT	P/S	TACKLES							INTERCEPTIONS					O. FUMB			ST					MISC		W/L	SCORE	
			TK	S	A	SK	YDS	TFL	YDS	QBH	NO	YDS	LG	TD	PD	FF	FR	TD	YDS	TK	S	A	FF	FR			S
09/08	at Dolphins	S	0	0	0	0.0	0.0	0	0	1	0	0	0	0	0	0	0	0	0	0	0	0	0	0	0	W	59-10
09/15	Cardinals	P	0	0	0	0.0	0.0	0	0	0	0	0	0	0	0	0	0	0	0	0	0	0	0	0	0	W	23-17
09/22	at Chiefs	P	0	0	0	0.0	0.0	0	0	1	0	0	0	0	0	0	0	0	0	0	0	0	0	0	0	L	28-33
09/29	Browns	S	1	1	0	0.0	0.0	0	0	0	0	0	0	1	0	0	0	0	0	0	0	0	0	0	0	L	25-40
10/06	at Steelers	P	1	0	1	0.0	0.0	0	0	0	0	0	0	0	0	0	0	0	0	0	0	0	0	0	0	W	26-23+
10/13	Bengals	S	2	1	1	0.0	0.0	0	0	0	0	0	0	0	0	0	0	0	0	0	0	0	0	0	0	W	23-17
10/20	at Seahawks	P	2	1	1	0.0	0.0	0	0	1	0	0	0	0	0	0	0	0	0	0	0	0	0	0	0	W	30-16
11/03	Patriots	P	2	0	2	0.0	0.0	0	0	0	0	0	0	0	0	0	0	0	0	0	0	0	0	0	0	W	37-20
11/10	at Bengals	S	4	3	1	1.0	7.0	2	9	2	0	0	0	0	0	0	0	0	0	0	0	0	0	0	0	W	49-13
11/17	Texans	P	2	1	1	0.0	0.0	0	0	0	0	0	0	0	0	0	0	0	0	0	0	0	0	0	0	W	41-7
11/25	at Rams	P	2	1	1	0.0	0.0	0	0	0	0	0	0	0	0	0	0	0	0	0	0	0	0	0	0	W	45-6
12/01	49ers	S	4	2	2	0.5	0.0	0	0	1	0	0	0	1	0	0	0	0	0	0	0	0	0	0	0	W	20-17
12/08	at Bills	P	2	0	2	0.0	0.0	0	0	0	0	0	0	0	0	0	0	0	0	0	0	0	0	0	0	W	24-17
12/12	Jets	S	3	3	0	0.0	0.0	0	0	0	0	0	0	0	0	0	0	0	0	0	0	0	0	0	0	W	42-21
12/22	at Browns	P	4	3	1	0.0	0.0	0	0	0	0	0	0	0	0	0	0	0	0	0	0	0	0	0	0	W	31-15
12/29	Steelers	S	4	1	3	0.0	0.0	0	0	0	0	0	0	0	0	0	0	0	0	0	0	0	0	0	0	W	28-10
2019 TOTALS		16-7	33	17	16	1.5	7.0	2	9	6	0	0	0	0	2	0	0	0	0	0	0	0	0	0	0	14-2	
+- Overtime																											

2017 GAME-BY-GAME REGULAR-SEASON STATISTICS (RAVENS)

DATE	OPPONENT	P/S	TACKLES							INTERCEPTIONS					O. FUMB				ST				MISC		W/L	SCORE		
			TK	S	A	SK	YDS	TFL	YDS	QBH	NO	YDS	LG	TD	PD	FF	FR	TD	YDS	TK	S	A	FF	FR			S	A
09/10	at Bengals																									W	20-0	
09/17	Browns																									W	24-10	
09/24	at Jaguars																									L	7-44	
10/01	Steelers																									L	9-26	
10/08	at Raiders	P	1	1	0	0.0	0.0	0	0	0	0	0	0	0	0	0	0	0	0	0	0	0	0	0	0	0	W	30-17
10/15	Bears	S	2	2	0	0.0	0.0	0	0	1	0	0	0	0	0	0	0	0	0	0	0	0	0	0	0	0	L	24-27+
10/22	at Vikings	S	1	1	0	0.0	0.0	0	0	0	0	0	0	0	0	0	0	0	0	0	0	0	0	0	0	0	L	16-24
10/26	Dolphins	P	1	1	0	0.0	0.0	0	0	0	0	0	0	0	0	0	0	0	0	0	0	0	0	0	0	0	W	40-0
11/05	at Titans	P	0	0	0	0.0	0.0	0	0	0	0	0	0	0	0	0	0	0	0	0	0	0	0	0	0	0	L	20-23
11/19	at Packers																									W	23-0	
11/27	Texans																									W	23-16	
12/03	Lions																									W	44-20	
12/10	at Steelers	P	0	0	0	0.0	0.0	0	0	0	0	0	0	0	0	0	0	0	0	0	0	0	0	0	0	0	L	38-39
12/17	at Browns																									W	27-10	
12/23	Colts																									W	23-16	
12/31	Bengals	P	0	0	0	0.0	0.0	0	0	0	0	0	0	0	0	0	0	0	0	0	0	0	0	0	0	0	L	27-31
2017 TOTALS		7-2	5	5	0	0.0	0.0	0	0	1	0	0	0	0	0	0	0	0	0	0	0	0	0	0	0	0	9-7	

+ - Overtime

PITTSBURGH STEELERS / REGULAR SEASON WEEK 18 / THROUGH SUNDAY, JANUARY 9, 2022

WON 9, LOST 7, TIED 1					MIKE TOMLIN (17 GAMES)					* RUSHING					NO.					YDS					AVG					LONG					TD				
09/12	W	23-16	at Buffalo	69,787						N. Harris	307	1,200	3.9	37t	7																								
09/19	L	17-26	Las Vegas	63,707						B. Snell Jr.	36	98	2.7	9	0																								
09/26	L	10-24	Cincinnati	58,076						C. Claypool	14	96	6.9	25	0																								
10/03	L	17-27	at Green Bay	78,281						D. Johnson	5	53	10.6	26	0																								
10/10	W	27-19	Denver	59,841						M. Rudolph	5	53	10.6	26	0																								
10/17	W	23-20 (OT)	Seattle	60,821						K. Ballage	12	36	3.0	13	0																								
10/21	W	15-10	at Cleveland	67,431						R. McCloud	2	15	7.5	10	0																								
11/08	W	29-27	Chicago	60,788						J. Washington	2	13	6.5	12	0																								
11/14	T	16-16 (OT)	Detroit	58,716						J. Smith-Schuster	3	3	9	36	1																								
11/21	L	37-41	at L.A. Chargers	70,240						B. Roethlisberger	20	5	0.3	8	1																								
11/28	L	10-41	at Cincinnati	63,238						A. McFarland Jr.	3	3	1.0	3	0																								
12/05	W	20-19	Baltimore	59,303						D. Watt	1	1	1.0	1	0																								
12/09	L	28-36	at Minnesota	66,718						E. Ebron	1	1	1.0	1	0																								
12/19	W	19-13	Tennessee	59,521						TEAM	411	1,583	3.9	37t	10																								
12/26	L	10-36	at Kansas City	73,371						OPPONENTS	498	2,483	5.0	49	17																								
01/03	W	26-14	Cleveland	63,624						* RECEIVING	TAR	NO.	YDS	AVG	LONG	TD																							
01/09	W	16-13 (OT)	at Baltimore	70,453						D. Johnson	169	107	1,161	10.0	50t	8																							

2021 TEAM STATISTICS

FIRST DOWNS					RIT					OPP				
					923	354								
	Rushing				85	144								
	Penalty				204	186								
	Third Down-Made/Att				34	24								
	Third Down Efficiency				38.9%	37.1%								
	Fourth Down-Made/Att				10/21	13/24								
	Fourth Down Efficiency				47.6%	54.2%								
TOTAL NET YARDS					5,361	6,139								
	Avg. Per Game				315.4	361.1								
	Total Plays				1,113	1,116								
	Avg. Per Play				4.8	5.5								
NET YARDS RUSHING					1,583	2,483								
	Avg. Per Game				93.1	146.1								
	Total Rushes				411	498								
	Avg. Per Rush				3.9	5.0								
NET YARDS PASSING					3,778	3,656								
	Avg. Per Game				222.2	215.1								
	Sacked/Yards Lost				38/239	55/321								
	Gross Yards				4,017	3,977								
	Attempts/Completions				664/425	563/355								
	Pct. of Completion				64.0%	63.1%								
	Had Intercepted				11	13								
PUNTS/AVERAGE					77/43.5	76/45.7								
	Net Punting Average				38.4	38.5								
PUNT RETURN/AVG.					40/9.3	32/9.6								
KICKOFF RETURN/AVG.					38/22.3	46/23.9								
INTERCEPTION RETURN/AVG.					13/8.1	11/12.1								
PENALTIES/YARDS					106/631	123/1017								
FUMBLES/BALL LOST					19/9	23/9								
TOUCHDOWNS					34	43								
	Rushing				10	17								
	Passing				23	24								
	Returns				2	2								
EXTRA POINTS/ATTEMPTS					27/29	38/41								
TWO POINT CONVERSION/ATT.					2/5	0/2								
FIELD GOALS/ATTEMPTS					36/40	34/38								
AVG. TIME OF POSSESSION					29:13	30:47								

SCORE BY PERIODS										PUNTING										
		Q1	Q2	Q3	Q4	OT	PTS			NO.	YDS	AVG	NET	TB	IN	LG	B			
TEAM		37	77	54	169	6	343			P. Harvin III	70	2,982	42.6	38.0	3	25	64	0		
OPPONENTS		66	123	100	109	0	398			C. Walman	7	365	52.1	42.6	1	1	63	0		
SCORING										TEAM										
		TD	RU	PA	RT	K-PAT	FG	2PT	S	PTS			NO.	YDS	AVG	LONG	TD			
C. Boswell		0	0	0	0	27/29	36/40	0	0	135	OPPONENTS		76	3,473	45.7	38.5	7	25	65	1
N. Harris		10	7	3	0	0/0	0/0	0	0	60	PUNT RETURNS									
D. Johnson		8	0	8	0	0/0	0/0	1	0	50			RET	FC	YDS	AVG	LONG	TD		
P. Freiermuth		7	0	7	0	0/0	0/0	1	0	44	R. McCloud		38	12	367	9.7	23	0		
C. Claypool		2	0	2	0	0/0	0/0	0	0	12	C. Sutton		2	0	9	1.5	3	0		
E. Ebron		2	1	1	0	0/0	0/0	0	0	12	TEAM		40	12	370	9.3	23	0		
J. Washington		2	0	2	0	0/0	0/0	0	0	12	OPPONENTS		32	19	308	9.6	55	0		
U. Gilbert III		1	0	0	1	0/0	0/0	0	0	6	KICKOFF RETURNS									
B. Roethlisberger		1	1	0	0	0/0	0/0	0	0	6			NO.	YDS	AVG	LONG	TD			
J. Smith-Schuster		1	1	0	0	0/0	0/0	0	0	6	R. McCloud		35	776	22.2	40	0			
TEAM	34	10	23	1	27/29	36/40	2	0	343	A. McFarland Jr.		3	73	24.3	25	0				
OPPONENTS	43	17	24	2	38/41	34/38	0	0	398	TEAM		38	849	22.3	40	0				
										OPPONENTS		46	1,100	23.9	75	0				
										FIELD GOALS										
		1-19		20-29		30-39		40-49		50+										
C. Boswell		0/0	9/9	8/9	8/9	11/13	8/9	5/9												
TEAM		0/0	9/9	8/9	8/9	11/13	8/9													
OPPONENTS		0/0	10/10	12/13	11/12	11/12	11/12	1/3												

2021 REGULAR SEASON PITTSBURGH STEELERS DEFENSIVE STATS (THROUGH WEEK 18)											
POS.	PLAYER	TKL.	AST.	TOTAL	TFL	SACKS/YDS.	PR	FR	FF	INT./YDS.	PD
S	M. Fitzpatrick	84	40	124	1	0.0/0.0	0	1	1	2/18	7
LB	J. Schobert	70	42	112	2	0.0/0.0	1	0	1	1/23	6
S	T. Edmunds	63	26	89	8	1.0/13.0	1	0	0	2/15	6
DT	C. Heyward	53	36	89	15	10.0/55.5	17	1	1	1/0	9
LB	A. Highsmith	46	28	74	15	6.0/35.5	15	0	1	0/0	0
LB	D. Bush	41	29	70	2	2.0/18.0	4	1	1	0/0	4
LB	T. Watt	48	16	64	21	22.5/111.5	39	3	5	0/0	7
CB	C. Sutton	44	8	52	4	0.0/0.0	0	0	1	2/4	6
DL	C. Wormley	29	22	51	6	7.0/55.5	10	0	1	0/0	3
CB	A. Maulet	37	9	46	5	0.0/0.0	2	0	1	0/0	1
LB	R. Spillane	23	22	45	2	0.0/0.0	0	0	0	0/0	0
CB	J. Haden	26	12	38	0	0.0/0.0	0	1	1	0/0	6
CB	J. Pierre	34	3	37	0	0.0/0.0	0	0	1	1/0	4
DB	T. Norwood	30	5	35	2	0.0/0.0	0	0	0	1/0	4
DE	I. Loudermilk	16	7	23	0	1.0/0.0	0	0	0	0/0	3
DE	T. Charlton	7	11	18	0	0.5/2.0	2	0	0	0/0	1
DE	I. Buggs	5	12	17	2	0.0/0.0	0	0	0	0/0	1
LB	D. Tuszka	7	9	16	1	2.0/13.0	2	0	1	0/0	0
DE	H. Mondeaux	6	10	16	2	2.0/9.0	2	1	0	0/0	0
CB	A. Witherspoon	14	1	15	1	0.0/0.0	0	0	0	3/45	9
LB	M. Ingram III	5	5	10	2	1.0/8.0	6	0	0	0/0	1
DT	M. Adams Sr.	6	2	8	1	0.0/0.0	3	0	0	0/0	1
LB	M. Allen	3	4	7	0	0.0/0.0	0	0	0	0/0	0
S	M. Killebrew	5	1	6	1	0.0/0.0	0	0	0	0/0	0
DT	C. Davis	3	2	5	1	0.0/0.0	0	0	0	0/0	0
DE	T. Alualu	2	3	5	0	0.0/0.0	1	0	0	0/0	0
CB	J. Layne	3	1	4	0	0.0/0.0	0	0	0	0/0	0
LB	U. Gilbert III	2	0	2	0	0.0/0.0	0	0	0	0/0	0
S	K. Joseph	1	1	2	0	0.0/0.0	0	0	0	0/0	1
DL	D. Archibong	0	2	2	0	0.0/0.0	0	0	0	0/0	0
LB	J. Jones	1	0	1	0	0.0/0.0	1	0	0	0/0	0
STEELERS TOTALS		714	369	1,083	94	55.0/321.0	106	8	16	13/105	80
OPP. TOTALS		690	389	1,079	71	37.0/236.0	74	8	11	11/133	82

Ast = Assist, TFL = Tackle for a Loss, PR = Pressures, Int = Interception, FR = Fumble Recovery, FF = Forced Fumble, PD = Pass Defense

2021 STEELERS SPECIAL TEAMS					DEFENSIVE STATS BY RANK									
POS.	PLAYER	TKL.	AST.	COMB.	SACKS		INTERCEPTIONS		TACKLES FOR LOSS		PASSES DEFENSED		PRESSURES	
					PLAYER	NO.	PLAYER	NO.	PLAYER	NO.	PLAYER	NO.	PLAYER	NO.
FB	Watt, Derek	10	4	14	T. Watt	22.5	A. Witherspoon	3	T. Watt	21	C. Heyward	9	T. Watt	39
LB	Gilbert III, Ulysees	9	4	13	C. Heyward	10.0	T. Edmunds	2	C. Heyward	15	A. Witherspoon	9	C. Heyward	17
CB	Layne, Justin	9	3	12	C. Wormley	7.0	M. Fitzpatrick	2	A. Highsmith	15	M. Fitzpatrick	7	A. Highsmith	15
LB	Spillane, Robert	6	5	11	A. Highsmith	6.0	C. Sutton	2	T. Edmunds	8	T. Watt	7	C. Wormley	10
CB	Pierre, James	3	7	10	D. Bush	2.0	C. Heyward	1	C. Wormley	6	T. Edmunds	6	M. Ingram III	6
S	Killebrew, Miles	4	3	7	H. Mondeaux	2.0	T. Norwood	1	A. Maulet	5	J. Haden	6	D. Bush	4
RB	Snell Jr., Benny	3	4	7	D. Tuszka	2.0	J. Pierre	1	C. Sutton	4	J. Schobert	6	M. Adams Sr.	3
LB	Allen, Marcus	3	3	6	T. Edmunds	1.0	J. Schobert	1	I. Buggs	2	C. Sutton	6	T. Charlton	2
WR	White, Cody	2	2	4	M. Ingram III	1.0			D. Bush	2	D. Bush	4	A. Maulet	2
DB	Norwood, Tre	2	1	3	I. Loudermilk	1.0			M. Ingram III	2	T. Norwood	4	H. Mondeaux	2
TE	Rader, Kevin	2	1	3	T. Charlton	0.5			H. Mondeaux	2	J. Pierre	4	D. Tuszka	2
LB	Johnson, Buddy	2	0	2					T. Norwood	2	I. Loudermilk	3	T. Alualu	1
LB	Jones, Jamir	2	0	2					J. Schobert	2	C. Wormley	3	T. Edmunds	1
LS	Kuntz, Christian	2	0	2					R. Spillane	2	M. Adams Sr.	1	J. Jones	1
LB	Tuszka, Derrek	2	0	2					M. Adams Sr.	1	I. Buggs	1	J. Schobert	1
P	Harvin III, Pressley	1	0	1					C. Davis	1	T. Charlton	1		
CB	Maulet, Arthur	1	0	1					M. Fitzpatrick	1	M. Ingram III	1		
	TOTALS	63	37	100					M. Killebrew	1	K. Joseph	1		
									D. Tuszka	1	A. Maulet	1		
									A. Witherspoon	1				

(AS OF SEP 6, 2022, 7:36 AM EDT)									2021 : REGULAR SEASON								
PLAYER	TACKLES	SOLO	ASSISTS	FOR FUMBLES	FUMBLE REC	BLKD FG	BLKD PAT	BLKD PUNT									
Derek Watt	14	10	4	0	0	0	0	0									
Ulysees Gilbert III	13	9	4	0	0	0	0	0									
Justin Layne	12	9	3	0	1	0	0	0									
Robert Spillane	11	6	5	0	0	0	0	0									
James Pierre	10	3	7	2	0	0	0	0									
Miles Killebrew	7	4	3	0	0	0	0	0									2
Benny Snell Jr.	7	3	4	0	0	0	0	0									0
Marcus Allen	6	3	3	0	0	0	0	0									0
Cody White	4	2	2	0	0	0	0	0									0
Tre Norwood	3	2	1	0	0	0	0	0									0
Kevin Rader	3	2	1	0	0	0	0	0									0
Buddy Johnson	2	2	0	0	0	0	0	0									0
Jamir Jones	2	2	0	0	0	0	0	0									0
Christian Kuntz	2	2	0	0	0	0	0	0									0
Derrek Tuszka	2	2	0	0	0	0	0	0									0
Pressley Harvin III	1	1	0	0	0	0	0	0									0
Arthur Maulet	1	1	0	0	0	0	0	0									0
Chris Boswell	0	0	0	0	1	0	0	0									0
Ray-Ray McCloud	0	0	0	0	1	0	0	0									0
2021 TOTALS	100	63	37	2	3	0	0	0									2

2021 REGULAR SEASON														
OFFENSE														
DATE	OPPONENT	WR	LT	LG	C	RG	RT	TE	RB	QB	WR	WR	TE	FB
9/12	at Buffalo	J. Smith-Schuster	<u>D. Moore Jr.</u>	K. Dotson	<u>K. Green</u>	T. Turner	C. Okorafor	<u>P. Freiermuth</u>	<u>N. Harris</u>	B. Roethlisberger	D. Johnson	--	E. Ebron	--
9/19	Las Vegas	J. Smith-Schuster	<u>D. Moore Jr.</u>	K. Dotson	<u>K. Green</u>	T. Turner	C. Okorafor	<u>P. Freiermuth</u>	<u>N. Harris</u>	B. Roethlisberger	D. Johnson	C. Claypool	--	--
9/26	Cincinnati	J. Smith-Schuster	<u>D. Moore Jr.</u>	K. Dotson	<u>K. Green</u>	T. Turner	C. Okorafor	Z. Gentry	<u>N. Harris</u>	B. Roethlisberger	C. Claypool	J. Washington	--	--
10/3	at Green Bay	J. Smith-Schuster	<u>D. Moore Jr.</u>	K. Dotson	<u>K. Green</u>	T. Turner	J. Haeg	<u>P. Freiermuth</u>	<u>N. Harris</u>	B. Roethlisberger	D. Johnson	--	E. Ebron	--
10/10	Denver	J. Smith-Schuster	<u>D. Moore Jr.</u>	K. Dotson	<u>K. Green</u>	T. Turner	C. Okorafor	Z. Gentry	<u>N. Harris</u>	B. Roethlisberger	D. Johnson	C. Claypool	--	--
10/17	Seattle	--	<u>D. Moore Jr.</u>	K. Dotson	<u>K. Green</u>	T. Turner	C. Okorafor	Z. Gentry	<u>N. Harris</u>	B. Roethlisberger	D. Johnson	C. Claypool	--	D. Watt
10/31	at Cleveland	R. McCloud	<u>D. Moore Jr.</u>	K. Dotson	<u>K. Green</u>	T. Turner	C. Okorafor	Z. Gentry	<u>N. Harris</u>	B. Roethlisberger	D. Johnson	C. Claypool	--	--
11/8	Chicago	--	<u>D. Moore Jr.</u>	K. Dotson	<u>K. Green</u>	T. Turner	C. Okorafor	<u>P. Freiermuth</u>	<u>N. Harris</u>	B. Roethlisberger	--	C. Claypool	Z. Gentry	D. Watt
11/14	Detroit	R. McCloud	<u>D. Moore Jr.</u>	K. Dotson	<u>K. Green</u>	T. Turner	C. Okorafor	<u>P. Freiermuth</u>	<u>N. Harris</u>	M. Rudolph	D. Johnson	J. Washington	--	--
11/21	at L.A. Chargers	--	<u>D. Moore Jr.</u>	J. Hassenauer	<u>K. Green</u>	T. Turner	C. Okorafor	<u>P. Freiermuth</u>	<u>N. Harris</u>	B. Roethlisberger	D. Johnson	C. Claypool	E. Ebron	--
11/28	at Cincinnati	--	<u>D. Moore Jr.</u>	B. Finney	<u>K. Green</u>	T. Turner	C. Okorafor	<u>P. Freiermuth</u>	<u>N. Harris</u>	B. Roethlisberger	D. Johnson	C. Claypool	Z. Gentry	D. Watt
12/5	Baltimore	D. Johnson	<u>D. Moore Jr.</u>	B. Finney	<u>K. Green</u>	T. Turner	C. Okorafor	<u>P. Freiermuth</u>	<u>N. Harris</u>	B. Roethlisberger	--	--	Z. Gentry	D. Watt
12/9	at Minnesota	R. McCloud	<u>D. Moore Jr.</u>	J. Legue	<u>K. Green</u>	T. Turner	C. Okorafor	Z. Gentry	<u>N. Harris</u>	B. Roethlisberger	D. Johnson	C. Claypool	--	--
12/19	Tennessee	D. Johnson	<u>D. Moore Jr.</u>	J. Legue	<u>K. Green</u>	T. Turner	C. Okorafor	<u>P. Freiermuth</u>	<u>N. Harris</u>	B. Roethlisberger	--	C. Claypool	Z. Gentry	--
12/26	at Kansas City	R. McCloud	<u>D. Moore Jr.</u>	J. Legue	<u>K. Green</u>	T. Turner	C. Okorafor	Z. Gentry	<u>N. Harris</u>	B. Roethlisberger	D. Johnson	C. Claypool	--	--
1/3	Cleveland	R. McCloud	<u>D. Moore Jr.</u>	J. Legue	J. Hassenauer	T. Turner	C. Okorafor	Z. Gentry	<u>N. Harris</u>	B. Roethlisberger	D. Johnson	C. Claypool	--	--
1/9	at Baltimore	C. Claypool	J. Haeg	J. Legue	J. Hassenauer	T. Turner	C. Okorafor	K. Rader	<u>N. Harris</u>	B. Roethlisberger	--	--	Z. Gentry	D. Watt

2021 REGULAR SEASON														
DEFENSE														
DATE	OPPONENT	DT	NT	DL	LOLB	LILB	ROLB	LCD	FS	SS	RCB	NICKEL		
9/12	at Buffalo	C. Heyward	T. Alualu	--	T. Watt	D. Bush	J. Schobert	A. Highsmith	J. Haden	M. Fitzpatrick	T. Edmunds	C. Sutton	<u>T. Norwood</u>	
9/19	Las Vegas	C. Heyward	T. Alualu	C. Wormley	T. Watt	R. Spillane	J. Schobert	A. Highsmith	J. Pierre	M. Fitzpatrick	T. Edmunds	C. Sutton	--	
9/26	Cincinnati	C. Heyward	I. Buggs	C. Wormley	J. Jones	D. Bush	J. Schobert	M. Ingram III	J. Haden	M. Fitzpatrick	T. Edmunds	C. Sutton	--	
10/3	at Green Bay	C. Heyward	I. Buggs	C. Wormley	T. Watt	D. Bush	J. Schobert	A. Highsmith	J. Haden	M. Fitzpatrick	T. Edmunds	C. Sutton	--	
10/10	Denver	C. Heyward	--	C. Wormley	T. Watt	D. Bush	J. Schobert	A. Highsmith	J. Haden	M. Fitzpatrick	T. Edmunds	J. Pierre	A. Maullet	
10/17	Seattle	C. Heyward	I. Buggs	C. Wormley	T. Watt	D. Bush	J. Schobert	A. Highsmith	J. Haden	M. Fitzpatrick	T. Edmunds	C. Sutton	--	
10/31	at Cleveland	C. Heyward	I. Buggs	C. Wormley	T. Watt	D. Bush	J. Schobert	A. Highsmith	J. Haden	M. Fitzpatrick	T. Edmunds	C. Sutton	--	
11/8	Chicago	C. Heyward	I. Buggs	C. Wormley	T. Watt	D. Bush	J. Schobert	A. Highsmith	J. Haden	M. Fitzpatrick	T. Edmunds	C. Sutton	--	
11/14	Detroit	C. Heyward	--	C. Wormley	T. Watt	D. Bush	J. Schobert	A. Highsmith	J. Haden	M. Fitzpatrick	T. Edmunds	C. Sutton	<u>T. Norwood</u>	
11/21	at L.A. Chargers	C. Heyward	I. Buggs	C. Wormley	T. Charlton	D. Bush	J. Schobert	A. Highsmith	J. Pierre	<u>T. Norwood</u>	T. Edmunds	C. Sutton	--	
11/28	at Cincinnati	C. Heyward	H. Mondeaux	C. Wormley	T. Watt	D. Bush	J. Schobert	A. Highsmith	J. Pierre	M. Fitzpatrick	T. Edmunds	C. Sutton	--	
12/5	Baltimore	C. Heyward	M. Adams Sr.	C. Wormley	T. Watt	D. Bush	J. Schobert	A. Highsmith	A. Witherspoon	M. Fitzpatrick	T. Edmunds	C. Sutton	--	
12/9	at Minnesota	C. Heyward	M. Adams Sr.	C. Wormley	T. Watt	D. Bush	J. Schobert	A. Highsmith	A. Witherspoon	M. Fitzpatrick	T. Edmunds	C. Sutton	--	
12/19	Tennessee	C. Heyward	H. Mondeaux	C. Wormley	T. Watt	D. Bush	J. Schobert	A. Highsmith	J. Haden	M. Fitzpatrick	T. Edmunds	C. Sutton	--	
12/26	at Kansas City	C. Heyward	<u>L. Loudermilk</u>	--	T. Watt	R. Spillane	J. Schobert	A. Highsmith	J. Haden	M. Fitzpatrick	T. Edmunds	C. Sutton	A. Maullet	
1/3	Cleveland	C. Heyward	M. Adams Sr.	<u>L. Loudermilk</u>	T. Watt	R. Spillane	M. Allen	A. Highsmith	J. Haden	M. Fitzpatrick	T. Edmunds	C. Sutton	--	
1/9	at Baltimore	C. Heyward	M. Adams Sr.	C. Wormley	T. Watt	D. Bush	R. Spillane	A. Highsmith	A. Witherspoon	M. Fitzpatrick	T. Edmunds	C. Sutton	--	

Rookies underlined.

LEGEND:
CAPS=Starter, P=Player was a substitution, X=Did Not Play (Non-injury), SI=On Inactive List, NOT=Not on Roster, IR=Injured Reserve, R/C19=Reserve/COVID-19, PS=Practice Squad, IRD=Injured Reserve - Designated For Return, NOTI=Not on any Team, RET=Reserve/Retired, PS/C19=Practice Squad/COVID-19, *With Other Team

INDIVIDUAL SINGLE-GAME HIGHS		OPPONENT	DATE
RUSHING			
Rushing Yards	188	Najee Harris	01/03
Rushing Attempts	28	Najee Harris	01/03
Rushing Average	6.7	Najee Harris	01/03
Rushing Touchdowns	1	Najee Harris	01/03
		Ben Roethlisberger	12/19
		Najee Harris	12/09
		Najee Harris	11/21
		Najee Harris	11/08
		Najee Harris	10/31
		Eric Ebron	10/17
		Najee Harris	10/10
		Najee Harris	10/03
		JuJu Smith-Schuster	09/19
RECEIVING			
Pass Receptions	14	Najee Harris	09/26
Receiving Yards	130	Chase Claypool	10/10
Touchdown Receptions	2	Diontae Johnson	12/05
		Pat Freiermuth	11/08
PASSING			
Passes Attempted	58	Ben Roethlisberger	09/26
Passes Completed	38	Ben Roethlisberger	09/26
Completion Percentage	72.5	Ben Roethlisberger	10/17
Passing Yards	318	Ben Roethlisberger	09/26
Yards Per Attempt	10.1	Ben Roethlisberger	10/10
Touchdown Passes	3	Ben Roethlisberger	12/09
		Ben Roethlisberger	11/21
Interceptions Thrown	2	Ben Roethlisberger	11/28
		Ben Roethlisberger	09/26
PUNT RETURNS			
Punt Returns	6	Ray-Ray McCloud	11/14
Punt Return Yards	54	Ray-Ray McCloud	11/14
KICKOFF RETURNS			
Kickoff Returns	4	Ray-Ray McCloud	09/19
Kickoff Return Yards	99	Ray-Ray McCloud	10/03
PUNTS			
Punts	8	Pressley Harvin III	01/09
Punts Inside the 20	4	Pressley Harvin III	10/17
Punting Average	60.5	Corliss Waltman	12/26
INTERCEPTIONS			
Interceptions Made	2	Ahkello Witherspoon	12/09
INT Return Yards	45	Ahkello Witherspoon	12/09
TACKLES			
Tackles	14	Minkah Fitzpatrick	12/19
Sacks	4.0	T.J. Watt	01/03
SCORING			
Touchdowns	2	Najee Harris	12/09
		Diontae Johnson	12/05
		Pat Freiermuth	11/08
Field Goals Attempted	5	Chris Boswell	12/19
Field Goals Made	4	Chris Boswell	01/03
		Chris Boswell	12/19
MISC. YARDS			
Yards From Scrimmage	206	Najee Harris	01/03
Combined Net Yards	206	Najee Harris	01/03
LONGEST PLAYS		OPPONENT	DATE
RUSHING			
Run From Scrimmage	37	Najee Harris	01/03
Touchdown Run	37	Najee Harris	01/03
RECEIVING			
Pass Reception	59	Chase Claypool	10/10
Touchdown Reception	50	Diontae Johnson	10/10
PASSING			
Passing Long	59	Ben Roethlisberger	10/10
Touchdown Pass Long	50	Ben Roethlisberger	10/10
RETURNS			
Punt Return	23	Ray-Ray McCloud	01/09
Kickoff Return	40	Ray-Ray McCloud	10/03
Interception Return	41	Ahkello Witherspoon	12/09
KICKING			
Punt	64	Pressley Harvin III	12/05
Field Goal	56	Chris Boswell	09/19
Field Goal Attempt	56	Chris Boswell	12/19
		Chris Boswell	09/19

OPPONENT SINGLE-GAME HIGHS			OPPONENT	DATE
RUSHING				
Rushing Yards	205	Dalvin Cook	at Vikings	12/09
Rushing Attempts	33	D'Andre Swift	vs. Lions	11/14
Rushing Average	10.0	Justin Herbert	at Chargers	11/21
Rushing Touchdowns	2	Dalvin Cook	at Vikings	12/09
		Joe Mixon	at Bengals	11/28
		Austin Ekeler	at Chargers	11/21
RECEIVING				
Pass Receptions	9	Keenan Allen	at Chargers	11/21
		Stefon Diggs	at Bills	09/12
Receiving Yards	120	Courtland Sutton	vs. Broncos	10/10
Touchdown Receptions	2	Byron Pringle	at Chiefs	12/26
		Austin Ekeler	at Chargers	11/21
		Randall Cobb	at Packers	10/03
		Ja'Marr Chase	vs. Bengals	09/26
PASSING				
Passes Attempted	51	Josh Allen	at Bills	09/12
Passes Completed	30	Justin Herbert	at Chargers	11/21
		Josh Allen	at Bills	09/12
Completion Percentage	83.3	Joe Burrow	at Bengals	11/28
Passing Yards	382	Justin Herbert	at Chargers	11/21
		Derek Carr	vs. Raiders	09/19
Yards Per Attempt	10.3	Derek Carr	vs. Raiders	09/19
Touchdown Passes	3	Patrick Mahomes	at Chiefs	12/26
		Justin Herbert	at Chargers	11/21
		Joe Burrow	vs. Bengals	09/26
Interceptions Thrown	2	Tyler Huntley	at Ravens	01/09
		Baker Mayfield	vs. Browns	01/03
		Kirk Cousins	at Vikings	12/09
PUNT RETURNS				
Punt Returns	4	Donovan Peoples-Jones	vs. Browns	01/03
Punt Return Yards	71	Kalif Raymond	vs. Lions	11/14
KICKOFF RETURNS				
Kickoff Returns	6	Jakeem Grant Sr.	vs. Bears	11/08
Kickoff Return Yards	143	Isaiah McKenzie	at Bills	09/12
PUNTS				
Punts	10	Jack Fox	vs. Lions	11/14
Punts Inside the 20	4	Sam Martin	vs. Broncos	10/10
Punting Average	50.8	Sam Koch	vs. Ravens	12/05
INTERCEPTIONS				
Interceptions Made	2	Logan Wilson	vs. Bengals	09/26
INT Return Yards	50	Eli Apple	at Bengals	11/28
TACKLES				
Tackles	14	Jordyn Brooks	vs. Seahawks	10/17
		Bobby Wagner	vs. Seahawks	10/17
		Logan Wilson	vs. Bengals	09/26
Sacks	2.0	Jadeveon Clowney	vs. Browns	01/03
		Solomon Thomas	vs. Raiders	09/19
SCORING				
Touchdowns	4	Austin Ekeler	at Chargers	11/21
Field Goals Attempted	4	Elliott Fry	at Chiefs	12/26
		Greg Joseph	at Vikings	12/09
		Daniel Carlson	vs. Raiders	09/19
Field Goals Made	4	Daniel Carlson	vs. Raiders	09/19
MISC. YARDS				
Yards From Scrimmage	222	Dalvin Cook	at Vikings	12/09
Combined Net Yards	222	Dalvin Cook	at Vikings	12/09
OPPONENTS LONGEST PLAYS			OPPONENT	DATE
RUSHING				
Run From Scrimmage	49	Javonte Williams	vs. Broncos	10/10
Touchdown Run	46	Lataavius Murray	at Ravens	01/09
RECEIVING				
Pass Reception	62	K.J. Osborn	at Vikings	12/09
Touchdown Reception	62	K.J. Osborn	at Vikings	12/09
PASSING				
Passing Long	62	Kirk Cousins	at Vikings	12/09
Touchdown Pass Long	62	Kirk Cousins	at Vikings	12/09
RETURNS				
Longest Opponent's Fumble Return	25	DeAndre Houston-Carson	vs. Bears	11/08
Punt Return	55	Chester Rogers	vs. Titans	12/19
Kickoff Return	75	Isaiah McKenzie	at Bills	09/12
Interception Return	50	Eli Apple	at Bengals	11/28
Longest INT Return for TD	24	Mike Hilton	at Bengals	11/28
KICKING				
Punt	65	Michael Dickson	vs. Seahawks	10/17
Field Goal	51	Evan McPherson	at Bengals	11/28
Field Goal Attempt	65	Cairo Santos	vs. Bears	11/08

2021 REGULAR SEASON BIG YARDAGE GAMES							
100-YARD PASS RECEIVERS							
DATE	OPPONENT	PLAYER	REC.	YDS.	AVG.	LG	TD
9/19	vs. Raiders	Diontae Johnson	9	105	11.7	41	0
9/26	vs. Bengals	Najee Harris	14	102	7.3	21	0
10/10	vs. Broncos	Chase Claypool	5	130	26.0	59	1
11/21	at Chargers	Diontae Johnson	7	101	14.4	32	1
12/5	vs. Ravens	Diontae Johnson	8	105	13.1	29T	2
100-YARD RUSHERS							
DATE	OPPONENT	PLAYER	ATT.	YDS.	AVG.	LG	TD
10/10	vs. Broncos	Najee Harris	23	122	5.3	20	1
11/14	vs. Lions	Najee Harris	26	105	4.0	12	0
1/3	vs. Browns	Najee Harris	28	188	6.7	37T	1
300-YARD PASSERS							
DATE	OPPONENT	PLAYER	ATT.	YDS.	COMP.	LG	TD
9/26	vs. Bengals	Ben Roethlisberger	58	318	38	29	1
12/9	at Vikings	Ben Roethlisberger	40	308	28	38	3

2021 OPPONENTS BIG YARDAGE GAMES							
100-YARD PASS RECEIVERS							
DATE	OPPONENT	PLAYER	REC.	YDS.	AVG.	LG	TD
9/19	vs. Raiders	Henry Ruggs III	5	113	22.6	61T	1
10/10	vs. Broncos	Courtland Sutton	7	120	17.1	39T	1
11/21	at Chargers	Keenan Allen	9	112	12.4	30	0
11/28	at Bengals	Tee Higgins	6	114	19.0	32T	1
100-YARD RUSHERS							
DATE	OPPONENT	PLAYER	ATT.	YDS.	AVG.	LG	TD
10/17	vs. Seahawks	Alex Collins	20	101	5.1	21	1
11/14	vs. Lions	D'Andre Swift	33	130	3.9	21	0
11/28	at Bengals	Joe Mixon	28	165	5.9	32	2
12/9	at Vikings	Dalvin Cook	27	205	7.6	30	2
12/19	vs. Titans	D'Onta Foreman	22	108	4.9	20	0
1/9	at Ravens	Latavius Murray	16	150	9.4	46T	1
300-YARD PASSERS							
DATE	OPPONENT	PLAYER	ATT.	YDS.	COMP.	LG	TD
9/19	vs. Raiders	Derek Carr	37	382	28	61T	2
11/21	at Chargers	Justin Herbert	41	382	30	53T	3

2021 REGULAR SEASON - BIG PASS PLAYS (20+ YARDS)												
DATE	OPPONENT	QTR	STEELERS PLAYER	YDS.	DOWN	RESULT	QTR	OPP. PLAYER	YDS.	DOWN	RESULT	
09/12	at Buffalo	3	B. Roethlisberger -> C. Claypool	22	1-10-BUF 34	Field Goal	2	J. Allen -> G. Davis	37	3-5-BUF 27	Touchdown	
		3	B. Roethlisberger -> P. Freiermuth	24	2-10-PIT 47	Field Goal						
		4	B. Roethlisberger -> J. Smith-Schuster	24	2-7-PIT 33	Field Goal						
09/19	Las Vegas	2	B. Roethlisberger -> D. Johnson	41	3-8-LV 46	Touchdown	2	D. Carr -> F. Moreau	25	1-10-LV 48	Field Goal	
		4	B. Roethlisberger -> C. Claypool	52	2-7-PIT 23	Touchdown	3	D. Carr -> H. Renfrow	23	3-9-LV 37	Touchdown	
		4	B. Roethlisberger -> N. Harris	25T	3-10-LV 25	Touchdown	3	D. Carr -> H. Ruggs III	30	2-9-PIT 39	Touchdown	
							4	D. Carr -> H. Ruggs III	61T	3-10-LV 39	Touchdown	
							4	D. Carr -> D. Waller	25	2-7-LV 30	Field Goal	
09/26	Cincinnati	3	B. Roethlisberger -> N. Harris	21	2-9-PIT 40	Missed FG	2	J. Burrow -> J. Chase	34T	1-10-PIT 34	Touchdown	
		4	B. Roethlisberger -> R. McCloud	24	3-5-PIT 24	Field Goal						
		4	B. Roethlisberger -> C. Claypool	29	2-5-PIT 48	Downs						
10/03	at Green Bay	1	B. Roethlisberger -> D. Johnson	45T	3-4-GB 45	Touchdown	1	A. Rodgers -> D. Adams	21	2-7-GB 38	Punt	
		4	B. Roethlisberger -> J. Washington	30	2-10-GB 39	Touchdown	2	A. Rodgers -> R. Cobb	23T	3-10-PIT 23	Touchdown	
							3	A. Rodgers -> R. Cobb	25	3-7-GB 28	Field Goal	
							3	A. Rodgers -> A. Jones	26	2-10-PIT 37	Field Goal	
10/10	Denver						3	A. Rodgers -> A. Lazard	28	1-10-GB 33	Fumble	
		1	B. Roethlisberger -> C. Claypool	23	3-1-PIT 24	Touchdown	4	T. Bridgewater -> C. Sutton	25	4-2-PIT 28	Touchdown	
		1	B. Roethlisberger -> D. Johnson	50T	3-7-50	Touchdown	4	T. Bridgewater -> C. Sutton	39T	1-10-PIT 39	Touchdown	
		2	B. Roethlisberger -> C. Claypool	59	2-7-PIT 28	Touchdown	4	T. Bridgewater -> T. Patrick	23	2-10-DEN 25	Interception	
		4	B. Roethlisberger -> D. Johnson	22	2-8-PIT 27	Field Goal	4	T. Bridgewater -> K. Hinton	23	3-5-PIT 37	Interception	
10/17	Seattle	3	B. Roethlisberger -> D. Johnson	23	1-10-SEA 40	Field Goal	1	G. Smith -> T. Homer	27	3-8-SEA 18	Punt	
							3	G. Smith -> G. Everett	41	2-7-PIT 43	Touchdown	
							5	G. Smith -> T. Lockett	21	2-9-SEA 28	Punt	
10/31	at Cleveland	3	B. Roethlisberger -> P. Freiermuth	22	2-9-CLE 34	Touchdown	3	B. Mayfield -> H. Bryant	21	1-10-PIT 43	Touchdown	
		3	B. Roethlisberger -> N. Harris	20	2-7-PIT 33	Touchdown	4	B. Mayfield -> D. Njoku	24	1-10-CLE 20	Fumble	
		4	B. Roethlisberger -> Z. Gentry	24	1-20-CLE 40	Touchdown						
		4	B. Roethlisberger -> D. Johnson	50	2-8-PIT 28	Downs						
11/08	Chicago	1	B. Roethlisberger -> C. Claypool	26	3-7-PIT 49	Touchdown	2	J. Fields -> C. Kmet	25	1-10-CHI 48	Punt	
		3	B. Roethlisberger -> J. Washington	42	1-10-PIT 25	Field Goal	2	J. Fields -> C. Kmet	21	2-2-PIT 31	Field Goal	
		4	B. Roethlisberger -> D. Johnson	22	1-5-PIT 46	Field Goal	3	J. Fields -> M. Goodwin	50	1-10-CHI 36	Field Goal	
							3	J. Fields -> D. Mooney	20	2-5-CHI 35	Touchdown	
11/14	Detroit						4	J. Fields -> J. Graham	28	2-8-PIT 43	Touchdown	
							4	J. Fields -> A. Robinson II	39	3-2-CHI 45	Touchdown	
		2	M. Rudolph -> D. Johnson	20	3-8-PIT 27	Field Goal	5	J. Goff -> A. St. Brown	30	1-10-DET 26	Punt	
		5	M. Rudolph -> D. Johnson	36	2-8-PIT 19	Fumble	5	J. Goff -> K. Raymond:12 -> D. Swift:2	22	1-10-DET 38	Punt	
11/21	at L.A. Chargers	2	B. Roethlisberger -> C. Claypool	37	1-10-LAC 42	Downs	1	J. Herbert -> M. Williams	22	3-14-LAC 23	Touchdown	
		2	B. Roethlisberger -> D. Johnson	22	2-10-PIT 48	Touchdown	3	J. Herbert -> K. Allen	30	3-13-LAC 27	Touchdown	
		3	B. Roethlisberger -> C. Claypool	28	3-2-PIT 33	Field Goal	4	J. Herbert -> M. Williams	53T	1-10-LAC 47	Touchdown	
		4	B. Roethlisberger -> D. Johnson	32	3-5-PIT 41	Touchdown						
11/28	at Cincinnati	1	B. Roethlisberger -> C. Claypool	41	1-10-PIT 25	Field Goal	2	J. Burrow -> T. Higgins	32T	1-10-PIT 32	Touchdown	
		4	B. Roethlisberger -> C. Claypool	30	3-10-PIT 23	Punt						
12/05	Baltimore	4	B. Roethlisberger -> C. Claypool	40	3-1-PIT 31	Touchdown	2	L. Jackson -> M. Andrews	29	3-6-PIT 32	Touchdown	
		4	B. Roethlisberger -> D. Johnson	29T	1-10-BAL 29	Touchdown						
		4	B. Roethlisberger -> D. Johnson	25	2-9-PIT 26	Field Goal						
12/09	at Minnesota	3	B. Roethlisberger -> J. Washington	29	1-10-PIT 36	Touchdown	2	K. Cousins -> J. Jefferson	22	1-10-MIN 22	Touchdown	
		4	B. Roethlisberger -> D. Johnson	37	2-8-PIT 33	Touchdown						
		4	B. Roethlisberger -> J. Washington	30T	1-10-MIN 30	Touchdown						
		4	B. Roethlisberger -> C. Claypool	38	2-4-PIT 10	End Game						
12/19	Tennessee		NONE					NONE				
12/26	at Kansas City	2	B. Roethlisberger -> C. Claypool	24	3-8-PIT 48	Missed FG	2	P. Mahomes -> D. Gore	50	2-7-KC 39	Touchdown	
							4	P. Mahomes -> B. Pringle	22	2-6-PIT 35	Field Goal	
01/03	Cleveland		NONE				1	B. Mayfield -> J. Landry	20	2-12-CLE 25	Punt	
							2	B. Mayfield -> D. Peoples-Jones	22	3-11-CLE 31	Punt	
							3	B. Mayfield -> D. Peoples-Jones	39	1-10-PIT 48	Touchdown	
							4	B. Mayfield -> A. Hooper	21	2-15-CLE 25	Punt	
01/09	at Baltimore	2	B. Roethlisberger -> Z. Gentry	25	2-9-PIT 30	Punt	2	T. Huntley -> M. Andrews	28	1-10-BAL 30	Punt	
		4	B. Roethlisberger -> R. McCloud	20	3-9-BAL 39	Touchdown						
TOTALS			41 - 1,263 (30.8), 5 TDs					44 - 1,311 (29.8), 7 TDs				

TOTALS	43 - 654 (15.2), 2 TDS	72 - 1,282 (17.8), 6 TDS
--------	------------------------	--------------------------

		RUSHES				RECEPTIONS				RETURNS				QT	
DATE	OPPONENT	GAIN	PLAYER	QTR	RESULT	GAIN	PLAYER	QTR	RESULT	GAIN	PLAYER			R	RESULT
09/12	at Buffalo	25	Chase Claypool	3	FG	22	Chase Claypool	3	FG						
		18	Najee Harris	4	TD	24	Pat Freiermuth	3	FG						
						24	JuJu Smith-Schuster	4	FG						
09/19	Las Vegas	14	Najee Harris	1	INT	41	Diontae Johnson	2	TD						
		14	Najee Harris	2	TD	52	Chase Claypool	4'	TD						
						25t	Najee Harris	4	TD						
09/26	Cincinnati	20	Najee Harris	2	TD	21	Najee Harris	3	Miss FG						
						24	Ray-Ray McCloud	4	FG						
						29	Chase Claypool	4	Downs						
10/03	at Green Bay	10	Najee Harris	1	TD	45t	Diontae Johnson	1	TD	38	Ray-Ray McCloud (KR)	2	Half		
		11	Najee Harris	3	Downs	30	James Washington	4	TD	40	Ray-Ray McCloud (KR)	3	Downs		
10/10	Denver	20	Najee Harris	2	FG	23	Chase Claypool	1'	TD						
		13	Najee Harris	2	Half	50t	Diontae Johnson	1'	TD						
		18	Najee Harris	3	TD	59	Chase Claypool	2	TD						
10/17	Seattle	25	Diontae Johnson	2	TD	22	Diontae Johnson	4	FG						
		10	Najee Harris	4'	Fumble	23	Diontae Johnson	3	FG	37	Ray-Ray McCloud (KR)	1	Punt		
		11	Kalen Ballage	4'	Fumble										
10/31	at Cleveland	10	Ray-Ray McCloud	2	FG	22	Pat Freiermuth	3	TD						
		11	Najee Harris	2'	Downs	20	Najee Harris	3'	TD						
		16	Chase Claypool	2	Downs	24	Zach Gentry	4'	TD						
11/08	Chicago	12	James Washington	1'	TD	26	Chase Claypool	1	TD						
		10t	Najee Harris	1'	TD	42	James Washington	3	TD						
		11	Diontae Johnson	3'	TD	22	Diontae Johnson	4	FG						
11/14	Detroit	11	Chase Claypool	3'	TD										
		13	Najee Harris	4	FG										
		11	Najee Harris	1	TD	20	Diontae Johnson	2	FG						
11/21	at L.A. Chargers	12	Najee Harris	2	FG	36	Diontae Johnson	5	Fumble						
		26	Mason Rudolph	3'	FG										
11/21	at L.A. Chargers	11	Mason Rudolph	3	FG										
		12	Najee Harris	2	TD	37	Chase Claypool	2	Downs	30	Ray-Ray McCloud (KR)	2	TD		
						22	Diontae Johnson	2	TD	33	Ray-Ray McCloud (KR)	2	Half		
11/28	at Cincinnati	13	Kalen Ballage	4	Game	28	Chase Claypool	3	FG						
						32	Chase Claypool	4	TD						
						41	Chase Claypool	1	FG						
12/05	Baltimore	13	Najee Harris	4	TD	30	Chase Claypool	4	Punt						
						40	Chase Claypool	4'	TD						
						29t	Diontae Johnson	4'	TD						
12/09	at Minnesota	23	Najee Harris	3	INT	25	Diontae Johnson	4	FG						
		11	Najee Harris	3	TD	29	James Washington	3	TD	41	Ahkello Witherspoon (INT)	4	INT		
		13	Najee Harris	3	TD	37	Diontae Johnson	4'	TD						
12/19	Tennessee					30t	James Washington	4'	TD						
						38	Chase Claypool	4	Game						
		10	Diontae Johnson	1	Punt										
12/26	at Kansas City	21	Najee Harris	2	Miss FG	24	Chase Claypool	2	Miss FG						
		11	Najee Harris	4	TD										
		17	Mason Rudolph	4	Game										
01/03	Cleveland	14	Najee Harris	2	FG										
		30	Najee Harris	3	FG										
		10	Najee Harris	4	FG										
01/09	at Baltimore	37t	Najee Harris	4	TD										
		14	Chase Claypool	3	FG	25	Zach Gentry	2	Punt	32	Ray-Ray McCloud (KR)	1	Punt		
		17	Chase Claypool	4	Punt	20	Ray-Ray McCloud	4	TD						
		15	Najee Harris	5	FG										

* - result within the same drive

STEELERS OPPONENTS 2021 REGULAR SEASON - BIG PLAYS: RUSH 10+, RECEPTIONS 20+, RETURNS 30+														
		RUSHES				RECEPTIONS				RETURNS				
DATE	OPPONENT	GAIN	PLAYER	QTR	RESULT	GAIN	PLAYER	QTR	RESULT	GAI N	PLAYER	QT R	RESULT	
09/12	at Buffalo	11 15 25	Josh Allen Devin Singletary Devin Singletary	3 4' 4	Downs FG FG	37	Gabe Davis	2	TD	75	Isaiah McKenzie (KR)	1	FG	
09/19	Las Vegas	11 13	Peyton Barber Peyton Barber	4 4	Punt FG	25 23 30 61t 25	Foster Moreau Hunter Renfrow Henry Ruggs III Henry Ruggs III Darren Waller	2 3' 3' 4 4	FG TD TD TD FG					
09/26	Cincinnati	27 11 11	Joe Mixon Joe Mixon Joe Mixon	2 3' 3	Punt FG FG	34t	Ja'Marr Chase	2	TD	30	Brandon Wilson (KR)	4	Punt	
10/03	at Green Bay	15 25	Aaron Jones AJ Dillon	2 3	FG TD	21 23t 25 26 28	Davante Adams Randall Cobb Randall Cobb Aaron Jones Allen Lazard	1 2 3' 3' 3	Punt TD FG FG Fumble					
10/10	Denver	49 10 11	Javonte Williams Javonte Williams Teddy Bridgewater	2 4' 4	FG TD TD	25 39t 23 23	Courtland Sutton Courtland Sutton Tim Patrick Kendall Hinton	4 4 4 4	TD TD INT INT					
10/17	Seattle	11 21 14 26 10	Alex Collins Alex Collins Alex Collins Travis Homer DeeJay Dallas	3' 3' 3' 3' 4	TD TD FG FG Punt	27 41 21	Travis Homer Gerald Everett Tyler Lockett	1 3 5	Punt TD Punt	34 38	DeeJay Dallas (KR) DeeJay Dallas (KR)	2 3	Punt TD	
10/31	at Cleveland	14 11 21 10t 12	Nick Chubb D'Ernest Johnson Nick Chubb D'Ernest Johnson Nick Chubb	1 2 3' 3' 4	FG Punt TD TD Downs	21 24	Harrison Bryant David Njoku	3 4	TD Fumble					
11/08	Chicago	21 10 12 15t	David Montgomery David Montgomery David Montgomery Darnell Mooney	1 3 3' 4	INT FG TD TD	25 21 50 20 28 39	Cole Kmet Cole Kmet Marquise Goodwin Darnell Mooney Jimmy Graham Allen Robinson II	2 2 3 3' 4' 4	Punt FG FG TD TD TD	32	Jakeem Grant Sr. (KR)	4	Fumble	
11/14	Detroit	28t 15 10 21 16 12 14 42t	Jermar Jefferson D'Andre Swift D'Andre Swift D'Andre Swift D'Andre Swift Godwin Igwebuike Godwin Igwebuike	2 2' 2' 3' 3' 3' 3	TD FG FG TD TD TD TD	30 22	Amon-Ra St. Brown Kalif Raymond:12 -> D'Andre Swift:2	5 5	Punt Game	48	Kalif Raymond (PR)	2	Punt	
11/21	at L.A. Chargers	10 18 18 12 13 36	Austin Ekeler Justin Herbert Justin Herbert Austin Ekeler Justin Herbert Justin Herbert	2' 2' 2' 3 3 4	TD TD TD TD FG TD	22 30 53t	Mike Williams Keenan Allen Mike Williams	1 3 4	TD TD TD					
11/28	at Cincinnati	25 32 13	Joe Mixon Joe Mixon Chris Evans	1 3 4	TD TD Punt	32t	Tee Higgins	2	TD	50	Eli Apple (INT)	1	INT	
12/05	Baltimore	12 18 13	Lamar Jackson Devonta Freeman Lamar Jackson	1' 1' 3	INT INT FG	29 22	Mark Andrews Marquise Brown	2 4	TD TD	35	Devin Duvernay (KR)	4	FG	
12/09	at Minnesota	20 30 14 16 15 29t 14 11	Dalvin Cook Dalvin Cook Alexander Mattison Dalvin Cook Dalvin Cook Dalvin Cook Dalvin Cook Kirk Cousins	1 1' 1' 1 2' 2' 3 INT	Miss FG TD TD FG TD FG INT	22 62t	Justin Jefferson K.J. Osborn	2 4	TD TD					
12/19	Tennessee	12 10 15 11 20	D'Onta Foreman Dontrell Hilliard Dontrell Hilliard Ryan Tannehill D'Onta Foreman	3 3 4 4 4	Punt Punt INT Fumble Downs					55	Chester Rogers (PR)	1	Punt	
12/26	at Kansas City	12 10	Darrel Williams Derrick Gore	2 3	FG FG	50 22	Derrick Gore Byron Pringle	2 4	TD FG					
01/03	Cleveland	32 14	Nick Chubb Baker Mayfield	1 4	Downs TD	20 22 39 21	Jarvis Landry Donovan Peoples-Jones Donovan Peoples-Jones Austin Hooper	1 2 3 4	Punt Punt TD Punt					
01/09	at Baltimore	22 18 10 46t 22 27 21 11	Devonta Freeman Tyler Huntley Latavious Murray Latavious Murray Latavious Murray Latavious Murray Tyler Huntley Latavious Murray	1 2 3' 3' 3' 3' 4 5	Downs FG TD TD INT INT FG Punt	28	Mark Andrews	2	Punt					

* - result within the same drive

2021 REGULAR SEASON - 30+ YARD KICKOFF/10+ YARD PUNT/10+ YARD BLOCKED KICK RETURNS/20+ YARD INTERCEPTION/10+ YARD FUMBLE													
DATE	OPPONENT	QTR	RETURN	STEELERS PLAYER	YDS.	DOWN	RESULT	QTR	RETURN	OPP. PLAYER	YDS.	DOWN	RESULT
09/12	at Buffalo			NONE				1	KO	Isaiah McKenzie	75	BUF 35	Punt
09/19	Las Vegas	4	Punt	Ray-Ray McCloud	15	PIT 32	Field Goal	3	Punt	Hunter Renfrow	10	LV 18	Touchdown
								4	Punt	Hunter Renfrow	16	LV 24	Punt
09/26	Cincinnati	1	Punt	Ray-Ray McCloud	14	PIT 20	Punt	1	Punt	Darius Phillips	16	CIN 42	Punt
								4	KO	Brandon Wilson	30	PIT 15	Punt Downs
10/03	at Green Bay	1	KO	Ray-Ray McCloud	38	50	Field Goal			NONE			
		3	KO	Ray-Ray McCloud	40	GB 33	Fumble						
		4	Punt	Ray-Ray McCloud	14	PIT 29	Interception						
10/10	Denver			NONE				1	FUM	Alexander Johnson	10	PIT 29	Field Goal
								2	Punt	Diontae Spencer	13	DEN 40	Field Goal
								4	Punt	Diontae Spencer	13	DEN 28	Touchdown
10/17	Seattle	1	KO	Ray-Ray McCloud	37	SEA 10	Punt	1	Punt	Freddie Swain	14	SEA 21	Punt
		4	Punt	Ray-Ray McCloud	14	PIT 26	Field Goal	2	KO	DeeJay Dallas	34	PIT 16	Touchdown
								3	KO	DeeJay Dallas	38	SEA 35	Punt
10/31	at Cleveland	2	Punt	Ray-Ray McCloud	10	PIT 37	Downs			NONE			
		2	Punt	Ray-Ray McCloud	19	PIT 35	End Half						
11/08	Chicago	1	Punt	Ray-Ray McCloud	14	PIT 41	Touchdown	4	KO	Jakeem Grant Sr.	32	CHI 42	Punt
								4	FUM	DeAndre Houston-Carson	25T	CHI 35	Field Goal
11/14	Detroit	1	Punt	Ray-Ray McCloud	13	PIT 40	Punt	2	Punt	Kalif Raymond	48	PIT 39	Touchdown
		1	Punt	Ray-Ray McCloud	13	PIT 28	Interception	5	Punt	Kalif Raymond	18	DET 45	Punt
		4	Punt	Ray-Ray McCloud	13	PIT 29	Punt						
		4	Punt	Ray-Ray McCloud	10	PIT 22	End Half						
11/21	at L.A. Chargers	2	KO	Ray-Ray McCloud	30	PIT 35	Field Goal			NONE			
		1	KO	Ray-Ray McCloud	33	50	Touchdown						
11/28	at Cincinnati			NONE				1	INT	Eli Apple	50	PIT 5	Field Goal
								2	INT	Mike Hilton	24T	CIN 35	End Half
								3	Punt	Darius Phillips	17	CIN 33	Punt
12/05	Baltimore	1	Punt	Ray-Ray McCloud	14	PIT 27	Punt	2	Punt	Devin Duvernay	12	BAL 27	Punt
								4	KO	Devin Duvernay	35	BAL 35	Field Goal
12/09	at Minnesota	4	INT	Ahkello Witherspoon	41	MIN 21	Touchdown	1	Punt	Dede Westbrook	16	MIN 43	Field Goal
								3	Punt	Dede Westbrook	15	PIT 34	Field Goal
12/19	Tennessee	1	Punt	Ray-Ray McCloud	17	PIT 35	Punt	1	Punt	Chester Rogers	55	PIT 25	Touchdown
		3	Punt	Ray-Ray McCloud	11	PIT 23	Punt						
		3	Punt	Ray-Ray McCloud	11	PIT 37	Touchdown						
		4	INT	Joe Schobert	23	TEN 31	Field Goal						
12/26	at Kansas City	4	Punt	Ray-Ray McCloud	20	PIT 39	End Game	1	Punt	Mecole Hardman	18	KC 27	Touchdown
								4	FUM	Jarran Reed	10	PIT 7	Field Goal
01/03	Cleveland	2	Punt	Ray-Ray McCloud	15	PIT 37	Punt			NONE			
		2	Punt	Ray-Ray McCloud	10	PIT 19	Interception						
		4	Punt	Ray-Ray McCloud	14	CLE 37	Field Goal						
01/09	at Baltimore	1	KO	Ray-Ray McCloud	32	BAL 20	Fumble			NONE			
		4	Punt	Ray-Ray McCloud	23	50	Touchdown						
TOTALS		28 - 558 (19.9), 0 TDS						25 - 644 (25.8), 2 TDS					

2021 REGULAR SEASON

WEEK 1: STEELERS 23, BILLS 16

SEPTEMBER 12, 2021

STEELERS														BILLS													
#	RECD	LOST	POSS	OBTAINED	BEGAN	PLAYS	YDS	PEN	NET	1ST	ENDED	GIVEN UP		#	RECD	LOST	POSS	OBTAINED	BEGAN	PLAYS	YDS	PEN	NET	1ST	ENDED	GIVEN UP	
1	13:30	10:35	2:55	Kickoff	PIT 25	5	22	0	22	1	PIT 47	Punt		1	15:00	13:30	1:30	Kickoff	PIT 24	4	5	0	5	0	PIT 19	Field Goal	
2	05:05	03:50	1:15	Punt	PIT 20	3	5	-12	-7	0	PIT 13	Punt		2	10:35	05:05	5:30	Punt	BUF 12	10	53	-20	33	3	BUF 45	Punt	
3	02:41	14:01	3:40	Punt	PIT 13	6	25	0	25	1	PIT 38	Punt		3	03:50	02:41	1:09	Punt	BUF 37	3	9	0	9	0	BUF 46	Punt	
4	08:58	09:32	1:26	Punt	PIT 7	3	2	-4	-2	0	PIT 5	Punt		4	14:01	10:58	3:03	Punt	BUF 23	7	34	0	34	2	PIT 43	Punt	
5	08:38	06:01	2:37	Fumble	PIT 45	4	0	0	0	1	PIT 45	Punt		5	09:32	08:38	0:54	Punt	PIT 35	3	-8	0	-8	0	PIT 38	Fumble	
6	00:22	00:00	0:22	Kickoff	PIT 25	1	-1	0	-1	0	PIT 25	End Half		6	06:01	00:22	5:39	Punt	BUF 9	13	96	-5	91	5	PIT 3	Touchdown	
7	15:00	10:23	4:37	Kickoff	PIT 25	10	64	5	69	4	BUF 6	Field Goal		7	10:23	05:48	4:35	Kickoff	BUF 25	12	40	0	40	3	PIT 35	Downs	
8	05:48	01:47	4:01	Downs	PIT 36	11	62	0	62	3	BUF 2	Field Goal		8	01:47	13:42	0:30	Kickoff	BUF 25	8	27	0	27	2	PIT 41	Downs	
9	13:42	11:19	2:23	Downs	PIT 48	4	26	26	52	3	BUF 5	Touchdown		9	11:19	09:45	1:34	Kickoff	BUF 25	3	-2	0	-2	0	BUF 23	Blocked Punt	
10	05:23	02:42	2:41	Kickoff	PIT 25	9	49	-4	48	3	BUF 27	Field Goal		10	09:45	05:23	4:22	Kickoff	BUF 26	9	67	0	67	3	PIT 7	Field Goal	
11	00:46	00:00	0:46	Kickoff	BUF 45	2	-2	0	-2	0	BUF 46	End Game		11	02:42	00:46	1:56	Kickoff	BUF 36	10	50	-10	40	4	PIT 24	Field Goal	

WEEK 2: STEELERS 17, RAIDERS 26

SEPTEMBER 19, 2021

STEELERS														RAIDERS													
#	RECD	LOST	POSS	OBTAINED	BEGAN	PLAYS	YDS	PEN	NET	1ST	ENDED	GIVEN UP		#	RECD	LOST	POSS	OBTAINED	BEGAN	PLAYS	YDS	PEN	NET	1ST	ENDED	GIVEN UP	
1	15:00	11:27	3:33	Kickoff	PIT 32	6	14	0	14	1	PIT 46	Punt		1	11:27	08:15	3:12	Punt	LV 16	6	19	0	19	1	LV 35	Punt	
2	08:15	05:44	2:31	Punt	PIT 8	5	14	0	14	1	PIT 22	Interception		2	05:44	03:10	2:34	Punt	PIT 39	5	17	-5	12	1	PIT 27	Field Goal	
3	03:10	13:32	4:38	Kickoff	PIT 22	10	50	-10	40	2	LV 38	Downs		3	13:32	09:34	3:58	Downs	LV 38	8	27	20	47	2	PIT 15	Field Goal	
4	09:34	06:25	3:09	Kickoff	PIT 25	7	75	0	75	4	LV 3	Touchdown		4	06:25	00:42	6:23	Kickoff	LV 25	13	73	-20	53	5	PIT 22	Field Goal	
5	00:02	00:00	0:02	Kickoff		0	0	0	0	0		End Half		5	15:00	12:15	2:45	Kickoff	LV 25	6	22	0	22	1	LV 47	Punt	
6	12:15	09:11	3:04	Punt	PIT 13	6	20	0	20	1	PIT 33	Punt		6	09:11	05:02	4:09	Kickoff	LV 18	7	82	0	82	4	PIT 9	Touchdown	
7	05:02	01:43	3:19	Kickoff	PIT 17	6	28	10	38	3	LV 45	Punt		7	01:43	12:56	3:47	Punt	LV 3	7	47	0	47	3	PIT 46	Punt	
8	12:56	11:15	1:41	Punt	PIT 20	5	80	0	80	2	LV 25	Touchdown		8	11:15	09:35	1:40	Kickoff	LV 25	5	75	0	75	2	LV 39	Touchdown	
9	09:35	08:23	1:12	Kickoff	PIT 25	3	9	0	9	0	PIT 34	Punt		9	08:23	05:51	2:32	Punt	LV 24	4	14	0	14	1	LV 38	Punt	
10	05:51	03:42	2:09	Punt	PIT 32	8	30	0	30	2	LV 38	Field Goal		10	03:42	00:20	3:22	Kickoff	LV 27	7	46	0	46	2	PIT 27	Field Goal	
11	00:20	00:00	0:20	Kickoff	PIT 25	1	11	0	11	1	PIT 25	End Game															

WEEK 3: STEELERS 10, BENGALS 24

SEPTEMBER 26, 2021

# STEELERS														# BENGALS													
#	RECD	LOST	POSS	OBTAINED	BEGAN	PLAYS	YDS	PEN	NET	1ST	ENDED	GIVEN UP		#	RECD	LOST	POSS	OBTAINED	BEGAN	PLAYS	YDS	PEN	NET	1ST	ENDED	GIVEN UP	
1	15:00	13:00	2:00	Kickoff	PIT 25	3	9	-5	-4	0	PIT 29	Punt		1	13:00	10:48	2:12	Punt	CIN 42	3	14	-10	4	0	CIN 46	Punt	
2	10:48	08:31	2:17	Punt	PIT 20	3	3	-16	-13	0	PIT 7	Punt		2	08:31	07:37	0:54	Punt	CIN 36	2	6	0	6	0	CIN 42	Interception	
3	07:37	06:45	0:52	Interception	PIT 44	3	2	-5	-3	0	PIT 41	Interception		3	06:45	02:54	3:51	Interception	PIT 42	6	47	-5	42	2	PIT 17	Touchdown	
4	02:54	12:24	5:30	Kickoff	PIT 25	8	11	18	29	2	CIN 46	Punt		4	12:24	09:36	2:48	Punt	CIN 19	4	30	0	30	1	CIN 49	Punt	
5	09:36	01:04	8:32	Kickoff	PIT 14	15	96	-10	86	7	CIN 4	Touchdown		5	01:04	00:37	0:27	Kickoff	CIN 25	3	60	15	75	3	PIT 34	Touchdown	
6	00:37	00:15	0:22	Punt	PIT 25	3	2	0	2	0	PIT 27	Punt		6	00:15	00:00	0:15	Punt	CIN 33	1	-2	-10	-12	0	CIN 23	End Half	
7	08:47	07:51	0:56	Kickoff	PIT 25	3	6	0	6	0	PIT 31	Interception		7	15:00	08:47	6:13	Kickoff	CIN 20	10	70	-15	55	4	PIT 25	Field Goal	
8	06:18	04:22	1:56	Kickoff	PIT 24	7	37	15	52	3	CIN 24	Missed FG		8	07:51	06:18	1:33	Interception	PIT 19	3	19	0	19	2	PIT 9	Touchdown	
9	02:12	08:09	9:03	Punt	PIT 4	18	95	-7	88	5	CIN 8	Field Goal		9	04:22	02:12	2:10	Missed FG	CIN 32	3	6	0	6	0	CIN 38	Punt	
10	06:25	03:02	3:23	Kickoff	PIT 15	12	73	0	73	4	CIN 11	Downs		10	08:09	06:25	1:44	Kickoff	CIN 29	3	12	-5	7	0	CIN 36	Punt	
11	01:54	01:23	0:31	Punt	PIT 27	4	8	0	8	0	PIT 35	Downs		11	03:02	01:54	1:08	Downs	CIN 12	3	8	0	8	0	CIN 20	Punt	
														12	01:23	00:00	1:23	Downs	PIT 35	2	-2	0	-2	0	PIT 36	End Game	

WEEK 4: STEELERS 17, PACKERS 27

OCTOBER 3, 2021

STEELERS														PACKERS													
#	RECD	LOST	POSS	OBTAINED	BEGAN	PLAYS	YDS	PEN	NET	1ST	ENDED	GIVEN UP		#	RECD	LOST	POSS	OBTAINED	BEGAN	PLAYS	YDS	PEN	NET	1ST	ENDED	GIVEN UP	
1	15:00	10:04	4:56	Kickoff	PIT 25	8	75	0	75	3	GB 45	Touchdown		1	10:04	04:10	5:54	Kickoff	GB 22	8	38	0	38	2	PIT 40	Punt	
2	04:10	03:13	0:57	Punt	PIT 4	3	5	0	5	0	PIT 9	Punt		2	03:13	13:22	4:51	Punt	GB 36	13	64	0	64	5	PIT 4	Touchdown	
3	13:22	12:28	0:54	Kickoff	PIT 25	3	-2	-2	0	0	PIT 29	Fumble		3	12:28	10:55	1:33	Fumble	PIT 23	4	33	-10	23	1	PIT 23	Touchdown	
4	10:55	05:41	5:14	Kickoff	PIT 25	10	51	-10	41	3	GB 34	Field Goal		4	05:41	00:05	5:36	Kickoff	GB 16	13	71	5	76	5	PIT 8	Field Goal	
5	00:05	00:00	0:05	Kickoff		0	0	0	0	0		End Half		5	15:00	09:51	5:29	Kickoff	GB 25	12	58	6	64	4	PIT 11	Field Goal	
6	09:31	07:01	2:30	Kickoff	PIT 8	5	12	0	12	1	PIT 20	Punt		6	07:01	04:46	2:15	Punt	PIT 40	4	40	0	40	3	PIT 1	Touchdown	
7	04:46	02:33	2:13	Kickoff	PIT 36	7	31	0	31	2	GB 32	Downs		7	02:33	01:41	0:52	Downs	GB 33	3	29	0	29	1	PIT 39	Fumble	
8	01:41	14:14	2:27	Fumble	PIT 35	6	28	-5	23	2	GB 42	Punt		8	14:14	12:35	1:39	Punt	GB 5	3	1	0	1	0	GB 6	Punt	
9	12:35	10:05	2:30	Punt	PIT 37	7	18	0	18	1	GB 47	Downs		9	10:05	06:57	3:08	Downs	GB 45	7	20	0	20	1	PIT 35	Downs	
10	06:57	04:04	2:53	Downs	PIT 35	8	60	5	65	5	GB 1	Touchdown		10	04:04	01:51	2:13	Kickoff	GB 25	6	15	0	15	1	GB 40	Punt	
11	01:51	01:11	0:40	Punt	PIT 29	2	4	0	4	0	PIT 33	Interception		11	01:11	00:00	1:11	Interception	GB 42	2	-2	0	-2	0	GB 41	End Game	

WEEK 5: STEELERS 27, BRONCOS 19

OCTOBER 10, 2021

STEELERS														BRONCOS													
#	RECD	LOST	POSS	OBTAINED	BEGAN	PLAYS	YDS	PEN	NET	1ST	ENDED	GIVEN UP		#	RECD	LOST	POSS	OBTAINED	BEGAN	PLAYS	YDS	PEN	NET	1ST	ENDED	GIVEN UP	
1	15:00	12:02	2:58	Kickoff	PIT 15	6	85	0	85	2	PIT 47	Touchdown		1	12:02	09:55	2:07	Kickoff	DEN 25	3	11	-5	6	0	DEN 31	Punt	
2	09:55	03:57	5:58	Punt	PIT 17	10	28	-5	23	3	PIT 49	Fumble		2	03:57	01:43	2:14	Fumble	PIT 29	4	8	0	8	0	PIT 21	Field Goal	
3	01:43	12:42	0:41	Kickoff	PIT 25	9	45	0	45	3	DEN 30	Field Goal		3	12:42	11:44	0:58	Kickoff	DEN 22	3	8	0	8	0	DEN 30	Punt	
4	11:44	10:04	1:40	Punt	PIT 9	3	8	0	8	0	PIT 17	Punt		4	10:04	05:47	4:17	Punt	DEN 40	7	54	-5	49	1	PIT 31	Field Goal	
5	05:47	02:12	3:35	Kickoff	PIT 25	6	63	12	75	3	DEN 1	Touchdown		5	02:12	01:31	0:41	Kickoff	DEN 25	5	26	0	26	2	PIT 49	Punt	
6	01:31	00:00	1:31	Punt	PIT 10	4	19	-5	14	1	PIT 26	End Half		6	15:00	09:57	5:03	Kickoff	DEN 15	8	38	0	38	3	PIT 47	Punt	
7	09:57	02:41	7:16	Punt	PIT 14	14	81	5	86	5	DEN 18	Touchdown		7	02:41	00:15	7:26	Kickoff	DEN 25	14	85	-10	75	5	PIT 2	Touchdown	
8	10:15	07:40	2:35	Kickoff	PIT 18	3	14	-10	4	0	PIT 22	Punt		8	07:40	05:46	1:54	Punt	DEN 28	5	72	0	72	3	PIT 39	Touchdown	
9	05:46	02:29	3:17	Kickoff	PIT 25	7	49	0	49	2	DEN 26	Field Goal		9	02:29	00:11	2:18	Kickoff	DEN 25	11	72	0	72	3	PIT 3	Interception	
10	00:10	00:00	0:11	Interception	PIT 20	1	-1	-1	-1	0	PIT 20	End Game															

WEEK 6: STEELERS 23, SEAHAWKS 20

OCTOBER 17, 2021

STEELERS													SEAHAWKS												
#	RECD	LOST	POSS	OBTAINED	BEGAN	PLAYS	YDS	PEN	NET	1ST	ENDED	GIVEN UP	#	RECD	LOST	POSS	OBTAINED	BEGAN	PLAYS	YDS	PEN	NET	1ST	ENDED	GIVEN UP
1	15:00	12:19	2:41	Kickoff	PIT 37	3	13	-5	8	0	PIT 45	Punt	1	12:19	10:14	2:05	Punt	SEA 10	3	8	0	8	0	SEA 18	Punt
2	10:14	08:04	2:10	Punt	PIT 31	5	18	0	18	1	PIT 49	Punt	2	08:04	04:55	3:09	Punt	SEA 16	7	51	-10	41	2	PIT 43	Punt
3	04:55	00:35	4:20	Punt	PIT 20	6	25	-10	15	1	PIT 35	Punt	3	00:35	14:11	1:24	Punt	SEA 21	3	9	0	9	0	SEA 30	Punt
4	14:11	10:01	4:10	Punt	PIT 46	8	54	0	54	4	SEA 5	Touchdown	4	10:01	08:03	1:58	Kickoff	SEA 31	4	6	0	6	1	SEA 37	Punt
5	08:03	01:04	6:59	Punt	PIT 16	14	64	20	84	7	SEA 1	Touchdown	5	01:04	00:36	0:28	Kickoff	SEA 25	3	-8	0	-8	0	SEA 17	Punt
6	00:36	00:11	0:25	Punt	PIT 41	3	3	0	3	0	PIT 44	Punt	6	00:11	00:00	0:11	Punt	SEA 20	1	-1	0	-1	0	SEA 20	End Half
7	09:55	05:46	4:09	Kickoff	PIT 25	9	76	-10	66	3	SEA 9	Field Goal	7	15:00	09:55	5:05	Kickoff	SEA 25	10	72	3	75	6	PIT 2	Touchdown
8	03:02	01:25	1:37	Kickoff	PIT 23	3	3	0	3	0	PIT 26	Punt	8	05:46	03:02	2:44	Kickoff	SEA 40	6	60	0	60	3	PIT 1	Touchdown
9	12:59	11:32	1:27	Kickoff	PIT 17	3	18	0	18	2	PIT 38	Fumble	9	01:25	12:59	3:26	Punt	SEA 42	8	36	0	36	2	PIT 22	Field Goal
10	09:45	07:29	2:16	Punt	PIT 20	5	15	0	15	1	PIT 35	Punt	10	11:32	09:45	1:47	Fumble	PIT 35	3	6	-10	-4	0	PIT 39	Punt
11	05:19	01:30	3:49	Punt	PIT 26	9	50	-10	40	3	SEA 34	Field Goal	11	07:29	05:19	2:10	Punt	SEA 18	3	5	0	5	0	SEA 23	Punt
12	06:31	04:27	2:04	Punt	PIT 20	3	9	0	9	0	PIT 29	Punt	12	01:30	00:00	1:30	Kickoff	SEA 25	9	50	0	50	3	PIT 25	Field Goal
13	04:16	02:50	1:26	Fumble	SEA 16	3	3	0	-3	0	SEA 19	Field Goal	13	10:00	06:31	3:29	Kickoff	SEA 27	5	15	0	15	1	SEA 42	Punt
													14	04:27	04:16	0:11	Punt	SEA 15	1	0	0	0	0	SEA 15	Fumble

WEEK 8: STEELERS 15, BROWNS 10

OCTOBER 31, 2021

STEELERS													BROWNS												
#	RECD	LOST	POSS	OBTAINED	BEGAN	PLAYS	YDS	PEN	NET	1ST	ENDED	GIVEN UP	#	RECD	LOST	POSS	OBTAINED	BEGAN	PLAYS	YDS	PEN	NET	1ST	ENDED	GIVEN UP
1	08:09	04:19	3:50	Kickoff	PIT 25	7	27	-5	22	2	PIT 47	Punt	1	15:00	08:09	6:51	Kickoff	CLE 25	13	63	0	63	4	PIT 12	Field Goal
2	14:54	09:18	5:36	Downs	PIT 40	10	57	-10	47	2	CLE 13	Field Goal	2	04:19	14:54	4:25	Punt	CLE 15	8	50	-5	45	2	PIT 39	Downs
3	08:30	07:16	1:14	Punt	PIT 23	3	0	0	0	0	PIT 23	Punt	3	09:18	08:30	0:48	Kickoff	CLE 25	3	0	0	0	0	CLE 25	Punt
4	06:07	01:38	4:29	Punt	PIT 37	12	53	0	53	4	CLE 10	Downs	4	07:16	06:07	1:09	Punt	CLE 22	3	-5	0	-5	0	CLE 17	Punt
5	00:21	00:00	0:21	Punt	PIT 35	1	0	0	0	0	PIT 35	End Half	5	01:38	00:21	1:17	Downs	CLE 10	5	24	0	24	1	CLE 34	Punt
6	15:00	13:55	1:05	Kickoff	PIT 27	3	5	0	5	0	PIT 32	Punt	6	13:55	09:26	4:19	Punt	CLE 14	8	81	5	86	6	PIT 10	Touchdown
7	09:36	03:39	5:57	Kickoff	PIT 22	12	78	0	78	5	CLE 8	Touchdown	7	03:39	01:42	1:57	Kickoff	CLE 40	3	9	-5	4	0	CLE 44	Punt
8	01:42	11:04	5:38	Punt	PIT 17	13	88	-5	83	7	CLE 2	Touchdown	8	11:04	06:04	5:00	Kickoff	CLE 20	8	59	0	59	3	PIT 32	Fumble
9	06:04	04:22	1:42	Fumble	PIT 20	3	8	-5	3	0	PIT 23	Punt	9	04:22	01:53	2:29	Punt	CLE 39	8	25	10	35	3	PIT 26	Downs
10	01:53	00:00	1:53	Downs	PIT 26	6	54	-5	49	1	CLE 25	Downs													

WEEK 9: STEELERS 29, BEARS 27

NOVEMBER 8, 2021

STEELERS													BEARS												
#	RECD	LOST	POSS	OBTAINED	BEGAN	PLAYS	YDS	PEN	NET	1ST	ENDED	GIVEN UP	#	RECD	LOST	POSS	OBTAINED	BEGAN	PLAYS	YDS	PEN	NET	1ST	ENDED	GIVEN UP
1	13:02	09:42	3:20	Punt	PIT 41	6	54	5	59	4	CHI 10	Touchdown	1	15:00	13:02	1:58	Kickoff	CHI 22	3	8	0	8	0	CHI 30	Punt
2	07:40	04:29	3:11	Punt	PIT 42	6	8	0	8	1	PIT 48	Punt	2	09:42	07:40	2:02	Kickoff	CHI 11	3	14	-10	4	0	CHI 15	Punt
3	02:03	13:22	2:41	Interception	CHI 36	9	31	5	36	3	CHI 4	Touchdown	3	04:29	02:03	2:26	Punt	CHI 12	5	30	0	30	2	CHI 42	Interception
4	11:49	09:12	2:37	Punt	PIT 17	4	12	-9	3	0	PIT 20	Punt	4	13:22	11:49	1:33	Kickoff	CHI 25	3	7	0	7	0	CHI 32	Punt
5	06:44	04:47	1:57	Punt	PIT 9	3	9	0	9	0	PIT 18	Punt	5	09:12	06:44	2:28	Punt	CHI 48	4	17	-5	12	1	PIT 40	Punt
6	00:15	00:00	0:15	Kickoff	PIT 25	1	-1	0	-1	0	PIT 25	End Half	6	04:47	00:15	4:32	Punt	CHI 36	12	51	1	52	3	PIT 12	Field Goal
7	15:00	12:42	2:18	Kickoff	PIT 30	3	7	15	22	1	CHI 48	Punt	7	12:42	07:43	4:59	Punt	CHI 7	10	104	-15	89	4	PIT 4	Field Goal
8	07:43	02:08	5:35	Kickoff	PIT 25	9	75	0	75	4	CHI 10	Touchdown	8	02:08	14:17	2:51	Kickoff	CHI 18	6	82	0	82	4	PIT 15	Touchdown
9	14:17	11:54	2:23	Kickoff	PIT 25	4	9	30	39	1	CHI 36	Field Goal	9	11:54	11:47	0:07	Kickoff	0	0	0	0	0	0	0	Fumble
10	11:47	07:58	3:49	Fumble	CHI 42	6	-2	5	3	1	CHI 39	Punt	10	07:58	06:31	1:27	Punt	CHI 20	3	3	0	3	0	CHI 23	Punt
11	06:31	02:52	3:39	Kickoff	PIT 25	11	26	15	41	3	CHI 34	Field Goal	11	02:52	01:46	1:06	Kickoff	CHI 25	7	75	0	75	3	PIT 16	Touchdown
12	01:46	00:28	1:20	Kickoff	PIT 25	7	52	0	52	2	CHI 23	Field Goal	12	00:28	00:00	0:28	Kickoff	CHI 25	5	23	5	28	3	PIT 47	Missed FG

WEEK 10: STEELERS 16, LIONS 16

NOVEMBER 14, 2021

STEELERS													LIONS												
#	RECD	LOST	POSS	OBTAINED	BEGAN	PLAYS	YDS	PEN	NET	1ST	ENDED	GIVEN UP	#	RECD	LOST	POSS	OBTAINED	BEGAN	PLAYS	YDS	PEN	NET	1ST	ENDED	GIVEN UP
1	15:00	09:40	5:20	Kickoff	PIT 17	10	54	29	83	5	DET 9	Touchdown	1	09:40	08:01	1:39	Kickoff	DET 16	3	10	-5	5	0	DET 21	Punt
2	08:01	06:37	1:24	Punt	PIT 40	3	6	6	0	0	PIT 46	Punt	2	06:37	04:27	2:10	Punt	DET 15	3	9	0	9	0	DET 24	Punt
3	04:27	01:39	2:48	Punt	PIT 28	6	27	0	27	2	DET 45	Interception	3	01:39	00:20	1:19	Interception	DET 48	3	0	0	0	0	DET 48	Punt
4	00:20	14:11	0:09	Punt	PIT 20	3	6	0	6	0	PIT 26	Punt	4	14:11	12:43	1:28	Punt	PIT 39	3	39	0	39	2	PIT 28	Touchdown
5	12:43	04:22	8:21	Kickoff	PIT 25	13	78	-15	73	4	DET 2	Field Goal	5	04:22	00:00	4:22	Kickoff	PIT 31	12	67	0	67	3	PIT 2	Field Goal
6	12:09	08:26	3:43	Kickoff	PIT 26	13	54	15	69	4	DET 5	Field Goal	6	15:00	12:09	2:51	Kickoff	DET 15	6	85	0	85	4	PIT 42	Touchdown
7	04:32	01:48	2:44	Punt	PIT 20	6	21	0	21	1	PIT 41	Punt	7	08:26	04:32	3:54	Kickoff	DET 33	6	28	0	28	1	PIT 39	Punt
8	14:52	11:31	3:21	Punt		6	27	-10	17	1	DET 33	Field Goal	8	01:48	14:52	1:56	Punt	DET 18	3	0	-5	-5	0	DET 13	Punt
9	07:09	04:27	2:42	Punt	PIT 29	5	19	0	19	1	DET 48	Punt	9	11:31	07:09	4:22	Kickoff	DET 25	7	6	4	10	1	DET 35	Punt
10	03:22	02:22	1:00	Punt	DET 48	3	3	0	3	0	DET 45	Punt	10	04:27	03:22	1:05	Punt	DET 13	3	-11	0	-11	0	DET 2	Punt
11	00:19	00:00	0:19	Punt	PIT 22	1	-1	0	-1	0	PIT 22	End Half	11	02:22	00:19	2:03	Punt	DET 20	8	25	0	25	2	DET 45	Punt
12	07:32	06:42	0:50	Punt	PIT 17	2	38	0	38	0	PIT 19	Fumble	12	10:00	07:32	2:28	Kickoff	DET 26	4	24	0	24	1	PIT 41	Punt
13	04:03	02:25	1:38	Missed FG	PIT 38	3	-15	0	-15	0	PIT 23	Punt	13	06:42	04:03	2:39	Fumble	DET 45	5	15	10	25	2	PIT 30	Missed FG
14	01:37	00:08	1:29	Punt	PIT 11	10	51	0	51	4	DET 39	Fumble	14	02:25	01:37	0:48	Punt	DET 45	3	-13	0	-13	0	DET 32	Punt
													15	00:08	00:00	0:08	Fumble	DET 38	1	22	0	22	1	DET 38	End Game

WEEK 11: STEELERS 37, CH

WEEK 12: STEELERS 10, BENGALS 41

NOVEMBER 28, 2021

STEELERS													BENGALS												
#	RECD	LOST	POSS	OBTAINED	BEGAN	PLAYS	YDS	PEN	NET	1ST	ENDED	GIVEN UP	#	RECD	LOST	POSS	OBTAINED	BEGAN	PLAYS	YDS	PEN	NET	1ST	ENDED	GIVEN UP
1	09:29	07:56	1:33	Kickoff	PIT 23	3	14	0	14	1	PIT 37	Interception	1	15:00	09:29	5:31	Kickoff	CIN 25	10	71	4	75	5	PIT 8	Touchdown
2	06:01	02:17	3:44	Kickoff	PIT 25	8	53	0	53	2	CIN 22	Field Goal	2	07:56	06:01	1:55	Interception	PIT 5	4	-8	0	-8	0	PIT 13	Field Goal
3	14:15	10:18	3:57	Kickoff	PIT 25	7	28	0	28	2	CIN 47	Punt	3	02:17	14:15	3:02	Kickoff	CIN 25	6	75	0	75	4	PIT 32	Touchdown
4	02:43	01:48	0:55	Kickoff	PIT 25	3	9	0	9	0	PIT 34	Punt	4	10:18	02:43	7:35	Punt	CIN 16	14	78	6	84	6	PIT 1	Touchdown
5	00:37	00:30	0:07	Interception	PIT 21	1	0	0	0	0	PIT 21	Interception	5	01:48	00:37	1:11	Punt	CIN 29	6	45	-10	35	3	PIT 36	Interception
6	00:30	00:00	0:30	Kickoff	PIT 30	2	-9	0	-9	0	PIT 30	End Half	6	12:11	08:27	3:44	Punt	CIN 33	5	8	0	8	1	CIN 41	Punt
7	15:00	12:11	2:49	Kickoff	PIT 25	6	17	0	17	1	PIT 42	Punt	7	06:23	02:35	3:48	Punt Fumble	PIT 45	8	12	0	12	1	CIN 33	Field Goal
8	08:27	06:23	2:04	Punt	PIT 18	5	27	0	27	2	PIT 45	Fumble	8	01:07	13:10	2:57	Punt	CIN 35	5	65	0	65	4	PIT 17	Touchdown
9	02:35	01:07	1:28	Kickoff	PIT 25	3	2	0	2	0	PIT 27	Punt	9	10:36	06:11	4:25	Punt	CIN 7	6	23	-3	20	1	CIN 27	Punt
10	13:10	10:36	2:34	Kickoff	PIT 23	6	43	-15	28	1	CIN 49	Punt	10	02:59	01:47	1:12	Kickoff	CIN 10	3	1	0	1	0	CIN 11	Punt
11	06:11	02:59	3:12	Punt	PIT 31	9	69	0	69	4	CIN 15	Touchdown													
12	01:47	00:00	1:47	Punt	PIT 36	7	48	0	48	3	CIN 27	End Game													

WEEK 13: STEELERS 20, RAVENS 19

DECEMBER 5, 2021

STEELERS													RAVENS												
#	RECD	LOST	POSS	OBTAINED	BEGAN	PLAYS	YDS	PEN	NET	1ST	ENDED	GIVEN UP	#	RECD	LOST	POSS	OBTAINED	BEGAN	PLAYS	YDS	PEN	NET	1ST	ENDED	GIVEN UP
1	08:30	06:55	1:35	Interception	PIT 20	3	9	0	9	0	PIT 29	Punt	1	15:00	08:30	6:30	Kickoff	BAL 25	11	75	-10	65	4	PIT 10	Interception
2	05:17	04:04	1:13	Punt	PIT 27	3	8	0	8	0	PIT 35	Punt	2	06:55	05:17	1:38	Punt	BAL 33	3	-1	0	-1	0	PIT 32	Punt
3	08:37	06:16	2:21	Kickoff	PIT 18	4	24	0	24	1	PIT 42	Punt	3	04:04	08:37	10:27	Punt	BAL 1	16	94	5	99	7	PIT 3	Touchdown
4	01:48	00:27	1:21	Punt	PIT 13	9	52	0	52	3	BAL 35	Field Goal	4	06:16	01:48	4:28	Punt	BAL 27	6	15	0	20	2	BAL 47	Punt
5	15:00	12:44	2:16	Kickoff	PIT 10	6	11	-10	1	1	PIT 11	Punt	5	00:27	00:00	0:27	Kickoff	BAL 25	3	8	-10	-2	0	BAL 23	End Half
6	07:24	03:36	3:48	Kickoff	Punt	8	31	0	31	2	BAL 49	Punt	6	12:44	07:24	5:20	Punt	BAL 42	10	46	-5	41	3	PIT 17	Field Goal
7	00:39	14:01	1:38	Punt	PIT 24	4	78	0	78	2	BAL 29	Touchdown	7	03:36	00:39	2:57	Punt	BAL 24	6	19	-5	14	1	BAL 38	Punt
8	11:51	07:18	4:33	Kickoff	PIT 25	10	50	0	50	3	BAL 25	Field Goal	8	14:01	11:51	2:10	Punt	KICKOFF	38	5	10	45	1	PIT 11	Field Goal
9	06:21	01:48	4:33	Punt	PIT 31	11	59	10	69	5	BAL 5	Touchdown	9	07:18	06:21	0:57	Kickoff	BAL 25	3	-5	0	-5	0	BAL 20	Punt
10	00:12	00:00	0:12	Kickoff	BAL 45	1	-1	0	-1	0	BAL 45	End Game	10	01:48	00:12	1:36	Kickoff	BAL 40	8	65	-5	60	4	PIT 6	Touchdown

WEEK 14: STEELERS 28, VIKINGS 36

DECEMBER 9, 2021

STEELERS													VIKINGS												
#	RECD	LOST	POSS	OBTAINED	BEGAN	PLAYS	YDS	PEN	NET	1ST	ENDED	GIVEN UP	#	RECD	LOST	POSS	OBTAINED	BEGAN	PLAYS	YDS	PEN	NET	1ST	ENDED	GIVEN UP
1	11:43	05:32	6:11	Missed FG	PIT 43	11	36	-10	26	3	MIN 31	Missed FG	2	15:00	11:43	3:17	Kickoff	MIN 25	7	45	-5	40	2	PIT 35	Missed FG
2	03:31	01:45	1:46	Kickoff	PIT 25	3	8	0	8	0	PIT 33	Punt	2	05:32	03:31	2:01	Missed FG	MIN 39	5	61	0	61	3	PIT 14	Touchdown
3	14:43	13:01	1:42	Kickoff	PIT 25	3	-6	0	-6	0	PIT 19	Punt	3	01:45	14:43	2:02	Punt	MIN 43	7	37	0	37	2	PIT 20	Field Goal
4	09:55	07:39	2:16	Kickoff	PIT 19	9	-4	0	-4	0	PIT 15	Punt	4	13:01	09:55	3:06	Punt	MIN 22	5	88	-10	78	4	PIT 29	Touchdown
5	02:20	01:35	0:45	Kickoff	PIT 25	5	9	5	14	1	PIT 39	Punt	5	07:39	02:20	5:19	Punt	MIN 40	12	60	0	60	4	PIT 7	Touchdown
6	00:44	00:00	0:44	Punt	PIT 33	2	23	-5	18	1	PIT 34	End Half	6	01:35	00:44	0:51	Punt	MIN 12	3	9	0	9	0	MIN 21	Punt
7	15:00	12:25	2:35	Kickoff	PIT 12	3	-4	0	-4	0	PIT 8	Punt	7	12:25	09:46	2:49	Punt	PIT 34	7	10	0	10	1	PIT 24	Field Goal
8	09:36	08:22	1:14	Kickoff	PIT 15	3	27	0	27	1	PIT 42	Interception	8	08:22	06:15	2:07	Interception	PIT 30	6	18	5	23	2	PIT 7	Field Goal
9	06:15	02:11	4:04	Kickoff	PIT 25	10	65	10	75	5	MIN 3	Touchdown	9	02:11	02:03	0:08	Kickoff	MIN 25	1	0	0	0	0	MIN 25	Interception
10	00:03	14:49	2:14	Interception	MIN 42	7	30	12	42	4	MIN 1	Touchdown	10	14:49	13:17	1:32	Kickoff	MIN 25	3	3	0	3	0	MIN 28	Punt
11	13:17	12:11	1:06	Punt	PIT 31	3	69	0	69	2	MIN 30	Touchdown	11	12:11	10:51	1:20	Kickoff	MIN 25	3	75	0	75	2	MIN 38	Touchdown
12	10:51	08:56	1:55	Kickoff	PIT 25	3	7	-5	2	0	PIT 27	Punt	12	08:56	04:58	3:58	Punt	MIN 39	6	22	0	22	1	PIT 39	Interception
13	04:58	04:14	0:44	Interception	MIN 21	2	21	0	21	1	MIN 15	Touchdown	13	04:14	02:16	1:58	Kickoff	MIN 25	6	30	-10	20	1	MIN 45	Punt
14	02:16	00:00	2:16	Punt	PIT 4	12	94	-10	84	4	MIN 12	End Game													

WEEK 15: STEELERS 19, TITANS 13

DECEMBER 19, 2021

STEELERS													TITANS												
#	RECD	LOST	POSS	OBTAINED	BEGAN	PLAYS	YDS	PEN	NET	1ST	ENDED	GIVEN UP	#	RECD	LOST	POSS	OBTAINED	BEGAN	PLAYS	YDS	PEN	NET	1ST	ENDED	GIVEN UP
1	15:00	13:23	1:37	Kickoff	PIT 25	4	18	0	18	1	PIT 43	Punt	1	13:23	11:16	2:07	Punt	TEN 30	3	2	0	2	0	TEN 32	Punt
2	11:16	10:10	1:06	Punt	PIT 35	3	4	0	4	0	PIT 39	Punt	2	10:10	07:41	2:29	Punt	PIT 25	6	25	0	25	3	PIT 1	Touchdown
3	07:41	06:07	1:34	Kickoff	PIT 25	3	-4	0	-4	0	PIT 21	Punt	3	06:07	01:13	4:54	Punt	TEN 47	11	40	5	45	3	PIT 8	Field Goal
4	01:13	14:18	1:55	Kickoff	PIT 28	4	22	-5	17	1	PIT 45	Punt	4	14:18	12:46	1:32	Punt	TEN 15	3	13	0	13	0	TEN 20	Fumble
5	12:46	10:35	2:11	Fumble	TEN 36	5	23	-5	18	1	TEN 18	Field Goal	5	10:35	00:28	1:07	Kickoff	TEN 22	19	79	-15	64	6	PIT 14	Field Goal
6	00:18	00:00	0:18	Kickoff	PIT 22	4	40	0	40	2	TEN 38	Missed FG	6	15:00	11:26	3:34	Kickoff	TEN 25	5	24	0	24	1	TEN 49	Punt
7	11:26	10:10	1:16	Punt	PIT 23	3	-4	5	-1	0	PIT 24	Punt	7	10:10	07:07	3:03	Punt	TEN 20	5	0	0	0	1	TEN 40	Punt
8	07:07	03:08	3:59	Punt	PIT 37	8	39	24	63	5	TEN 1	Touchdown	8	03:08	00:50	2:18	Kickoff	TEN 25	6	16	0	16	1	TEN 42	Fumble
9	00:50	13:24	2:26	Fumble	TEN 41	7	22	9	31	2	TEN 10	Field Goal	9	13:24	09:16	4:08	Kickoff	TEN 25	7	43	-10	33	2	PIT 42	Interception
10	09:16	07:20	1:56	Interception	TEN 31	4	4	0	4	0	TEN 27	Field Goal	10	07:20	06:36	0:44	Kickoff	TEN 25	2	10	0	10	1	TEN 36	Fumble
11	06:36	04:29	2:07	Fumble	TEN 35	4	5	0	5	0	TEN 30	Field Goal	11	04:29	00:27	4:02	Kickoff	TEN 25	13	65	0	65	4	PIT 16	Downs
12	00:27	00:00	0:27	Downs	PIT 10	1	-1	0	-1	0	PIT 10	End Game													

WEEK 16: STEELERS 10, CHIEFS 36

DECEMBER 26, 2021

STEELERS													CHIEFS													
#	RECD	LOST	POSS	OBTAINED	BEGAN	PLAYS	YDS	PEN	NET	1ST	ENDED	GIVEN UP	#	RECD	LOST	POSS	OBTAINED	BEGAN	PLAYS	YDS	PEN	NET	1ST	ENDED	GIVEN UP	
1	15:00	12:17	2:43	Kickoff	PIT 25	5	8	0	8	1	PIT 33	Punt	1	12:17	04:07	8:10	Punt	KIC 27	14	68	5	73	7	PIT 1	Touchdown	
2	04:07	03:59	0:08	Kickoff	PIT 25	1	0	0	0	0	PIT 25	Punt	Interception	2	03:59	01:05	2:54	Punt	KIC 49	6	44	5	49	3	PIT 5	Touchdown
3	01:05	13:46	2:19	Kickoff	PIT 20	5	17	0	17	1	PIT 17	Punt	Missed FG	3	13:46	08:43	5:01	Punt	KIC 20	10	54	0	54	3	PIT 26	Field Goal
4	08:45	03:03	3:42	Kickoff	PIT 25	9	57	0	57	3	PIT 18	Missed FG	5	03:03	02:15	2:50	Missed FG	KIC 26	6	74	0	74	3	PIT 8	Touchdown	
5	03:03	01:05	1:58	Kickoff	PIT 25	6	10	0	10	0	PIT 25	Downs	5	01:05	01:18	1:05	Downs	PIT 31	6	15	5	10	1	PIT 21	Missed FG	
6	00:18	00:10	0:08	Missed FG	PIT 29	3	21	0	21	0	PIT 44	End Half	6	15:00	13:26	1:34	Kickoff	KIC 25	3	9	5	0	0	KIC 29	Punt	
7	13:26	12:44	0:42	Punt	PIT 30	2	10	0	10	1	PIT 33	Fumble	7	12:44	08:33	4:11	Fumble	KIC 49	7	51	0	51	4	KIC 1	Touchdown	
8	08:53	03:34	5:19	Punt	Kickoff	PIT 15	58	4	54	4	KIC 16	Field Goal	8	03:34	11:57	3:37	Kickoff	KIC 25	12	59	0	59	4	PIT 16	Field Goal	
9	11:57	11:43	0:14	Kickoff	PIT 30	1	-13	-13	-13	0	PIT 30	Fumble	9	11:43	04:41	2:02	Fumble	PIT 7	4	-5	-5	0	-13	PIT 12	Field Goal	
10	09:41	02:54	6:47	Kickoff	PIT 15	17	85	0	85	6	KIC 15	Touchdown	10	02:54	02:16	0:38	Kickoff	KIC 25	3	6	0	0	0	KIC 31	Punt	
11	02:16	00:00	2:16	Punt	PIT 39	10	54	0	54	4	KIC 19	End Game														

WEEK 17: STEELERS 26, BROWNS 14														JANUARY 3, 2022													
STEELERS														BROWNS													
#	RECD	LOST	POSS	OBTAINED	BEGAN	PLAYS	YDS	PEN	NET	1ST	ENDED	GIVEN UP		#	RECD	LOST	POSS	OBTAINED	BEGAN	PLAYS	YDS	PEN	NET	1ST	ENDED	GIVEN UP	
1	15:00	12:14	2:46	Kickoff	PIT 25	5	14	0	14	1	PIT 39	Punt		1	12:14	10:43	1:31	Punt	CLE 27	5	18	0	18	1	CLE 45	Punt	
2	10:43	07:57	2:46	Punt	PIT 20	5	15	-5	10	1	PIT 30	Punt		2	07:57	05:28	2:29	Punt	CLE 27	5	40	-5	35	1	PIT 38	Downs	
3	05:28	00:43	4:45	Downs	PIT 38	10	26	0	26	2	CLE 36	Downs		3	00:43	14:53	0:50	Downs	CLE 36	3	-6	0	-6	0	CLE 30	Punt	
4	14:53	10:39	4:14	Punt	PIT 34	10	46	20	66	5	CLE 5	Touchdown		4	10:39	09:46	0:53	Kickoff	CLE 24	3	1	0	1	0	CLE 25	Punt	
5	09:46	07:09	2:37	Punt	PIT 37	3	7	0	7	0	PIT 44	Punt		5	07:09	07:03	0:06	Punt	CLE 26	1	0	0	0	0	CLE 26	Interception	
6	07:03	03:02	4:01	Interception	CLE 43	11	39	0	39	3	CLE 4	Field Goal		6	03:02	00:34	2:28	Kickoff	CLE 21	9	38	-5	33	2	PIT 46	Punt	
7	00:34	00:00	0:34	Punt	PIT 19	6	15	15	30	2	PIT 49	Interception		7	15:00	12:36	2:24	Kickoff	CLE 35	3	6	0	6	0	CLE 41	Punt	
8	12:36	08:20	4:16	Punt	PIT 22	11	61	5	66	3	CLE 12	Field Goal		8	08:20	05:06	3:14	Kickoff	CLE 26	5	17	0	17	1	CLE 43	Punt	
9	05:06	02:58	2:08	Punt	PIT 5	3	-1	0	-1	0	PIT 26	Punt		9	02:58	00:56	2:02	Punt	PIT 48	4	48	0	48	2	PIT 3	Touchdown	
10	00:56	00:02	0:54	Kickoff	PIT 25	3	1	0	1	0	PIT 26	Punt		10	00:02	13:36	1:26	Punt	CLE 30	5	16	-10	6	1	CLE 36	Punt	
11	13:36	09:46	3:50	Punt	PIT 43	8	25	0	25	2	CLE 32	Field Goal		11	09:46	07:23	2:23	Kickoff	CLE 25	3	-3	-17	-20	0	CLE 5	Punt	
12	07:23	05:48	1:35	Punt	CLE 37	4	7	0	7	0	CLE 30	Field Goal		12	05:48	01:10	4:38	Kickoff	CLE 24	17	50	26	76	7	PIT 1	Touchdown	
13	01:10	00:51	0:19	Kickoff	CLE 45	3	45	0	45	1	CLE 37	Touchdown		13	00:51	00:10	0:41	Kickoff	CLE 20	4	7	0	7	0	CLE 27	Interception	
14	00:10	00:00	0:10	Interception	CLE 37	1	-1	0	-1	0	CLE 37	End Game															

WEEK 18: STEELERS 16, RAVENS 13																								JANUARY 9, 2022											
STEELERS														RAVENS																					
#	RECD	LOST	POSS	OBTAINED	BEGAN	PLAYS	YDS	PEN	NET	1ST	ENDED	GIVEN UP		#	RECD	LOST	POSS	OBTAINED	BEGAN	PLAYS	YDS	PEN	NET	1ST	ENDED	GIVEN UP									
1	15:00	12:43	2:17	Kickoff	PIT 38	3	6	0	6	0	PIT 44	Punt		1	12:43	09:57	2:46	Punt	BAL 20	5	19	0	19	1	BAL 46	Fumble									
2	09:57	06:06	3:51	Fumble	BAL 39	7	34	-5	29	2	BAL 10	Field Goal		2	06:06	03:56	2:10	Kickoff	BAL 31	4	15	-5	10	1	BAL 41	Interception									
3	03:56	01:34	2:22	Interception	PIT 34	4	11	0	11	1	PIT 45	Interception		3	01:34	14:14	2:20	Interception	BAL 25	5	30	0	30	1	PIT 45	Downs									
4	14:14	12:21	1:53	Downs	PIT 45	3	1	0	1	0	PIT 46	Punt		4	12:21	11:26	0:55	Punt	BAL 20	3	3	0	3	0	BAL 23	Punt									
5	11:26	08:46	2:40	Punt	PIT 29	5	29	0	29	1	BAL 42	Punt		5	08:46	05:34	3:12	Punt	BAL 16	7	25	0	25	2	BAL 41	Punt									
6	05:34	04:29	1:05	Punt	PIT 19	3	2	0	2	0	PIT 21	Punt		6	04:29	02:35	1:54	Punt	BAL 30	4	27	0	27	1	PIT 43	Punt									
7	02:35	01:46	0:49	Punt	PIT 7	3	0	0	0	0	PIT 7	Punt		7	01:46	00:11	1:35	Punt	PIT 40	8	31	3	34	3	PIT 6	Field Goal									
8	00:11	00:00	0:11	Kickoff	PIT 26	1	-1	0	-1	0	PIT 26	End Half		8	15:00	12:32	2:28	Kickoff	BAL 32	5	68	0	68	3	PIT 46	Touchdown									
9	12:32	07:41	4:51	Kickoff	PIT 28	8	50	0	50	3	BAL 22	Field Goal		9	07:41	05:34	2:07	Kickoff	BAL 34	3	8	0	8	0	BAL 42	Punt									
10	05:34	04:06	1:28	Punt	PIT 35	3	-6	0	-6	0	PIT 29	Punt		10	04:06	14:53	4:13	Punt	BAL 25	8	64	0	64	3	PIT 11	Interception									
11	14:53	09:55	4:58	Interception	PIT 20	8	45	-15	30	2	PIT 43	Punt		11	09:55	08:07	1:48	Punt	BAL 14	3	9	0	9	0	BAL 23	Punt									
12	08:07	02:54	5:13	Punt		10	60	-10	50	4	BAL 6	Touchdown		12	02:54	01:13	1:41	Kickoff	BAL 32	7	40	0	40	2	PIT 28	Field Goal									
13	01:13	00:38	0:35	Kickoff	PIT 25	4	19	0	19	1	PIT 44	Punt		13	00:38	00:07	0:31	Punt	BAL 18	4	12	0	12	1	BAL 30	Punt									
14	00:07	00:00	0:07	Punt	PIT 31	1	-1	0	-1	0	PIT 31	End Half		14	10:00	06:24	3:36	Kickoff	BAL 24	7	23	0	23	2	BAL 47	Punt									
15	06:24	01:56	4:28	Punt	PIT 17	15	65	0	65	5	BAL 18	Field Goal																							

2021 REGULAR SEASON																	
		STEELERS								OPPONENT							
		FIRST HALF				SECOND HALF				FIRST HALF				SECOND HALF			
DATE	OPPONENT	PLAYS	YDS	TIME	RESULT	PLAYS	YDS	TIME	RESULT	PLAYS	YDS	TIME	RESULT	PLAYS	YDS	TIME	RESULT
09/12	at Bills	5	22	2:55	Punt	10	69	4:37	FG	4	5	1:30	FG	12	40	4:35	Downs
09/19	Raiders	6	14	3:33	Punt	6	20	3:04	Punt	6	19	3:12	Punt	6	22	2:45	Punt
09/26	Bengals	3	4	2:00	Punt	3	6	0:56	INT	3	4	2:12	Punt	10	55	6:13	FG
10/03	at Packers	8	75	4:56	TD	5	12	2:30	Punt	8	38	5:54	Punt	12	64	5:29	FG
10/10	Broncos	6	85	2:58	TD	14	86	7:16	TD	3	6	2:07	Punt	8	38	5:03	Punt
10/17	Seahawks	3	8	2:41	Punt	9	66	4:09	FG	3	8	2:05	Punt	10	75	5:05	TD
10/31	at Browns	7	22	3:50	Punt	3	5	1:05	Punt	13	63	6:51	FG	8	86	4:19	TD
11/08	Bears	6	59	3:20	TD	3	22	2:18	Punt	3	8	1:58	Punt	10	89	4:59	FG
11/14	Lions	10	83	5:20	TD	13	69	3:43	FG	3	5	1:39	Punt	6	85	2:51	TD
11/21	at Chargers	13	57	6:31	FG	3	2	1:42	Punt	12	73	6:20	TD	6	70	3:10	TD
11/28	at Bengals	3	14	1:33	INT	6	17	2:49	Punt	10	75	5:31	TD	5	8	3:44	Punt
12/05	Ravens	3	9	1:35	Punt	6	1	2:16	Punt	11	65	6:30	INT	10	41	5:20	FG
12/09	at Vikings	11	26	6:11	Miss FG	3	-4	2:35	Punt	7	40	3:17	Miss FG	7	10	2:49	FG
12/19	Titans	4	18	1:37	Punt	3	1	1:16	Punt	3	2	2:07	Punt	5	24	3:34	Punt
12/26	at Chiefs	5	8	2:43	Punt	2	10	0:42	FUM	14	73	8:10	TD	3	4	1:34	Punt
01/03	Browns	5	14	2:46	Punt	11	66	4:16	FG	5	18	1:31	Punt	3	6	2:24	Punt
01/09	at Ravens	3	6	2:17	Punt	8	50	4:51	FG	5	19	2:46	FUM	5	68	2:28	TD

DATE		OPPONENT	STARTING QB	POSS	TD	PAT	2-PTM	2-PT	FG	FGA	MG	6BK	FG	PUNT	INT	FUM	SA	FD	WNS	HE	GM	PTS	TD%	SCORE%	PTS/POSS
9/12		at Buffalo	Roethlisberger	11	1	2	0	0	3	3	0	0	5	0	0	0	0	0	1	1	16	9.1	36.4		1.45
9/19		Las Vegas	Roethlisberger	11	2	2	0	0	1	1	0	0	4	1	0	0	1	1	1	17	18.2	27.3		1.55	
9/26		Cincinnati	Roethlisberger	11	1	1	0	0	1	2	1	0	4	2	0	0	2	0	0	10	9.1	18.2		0.91	
10/3		at Green Bay	Roethlisberger	11	2	2	0	0	1	1	0	0	3	1	1	0	2	1	0	17	18.2	27.3		1.55	
10/10		Denver	Roethlisberger	10	3	3	0	0	2	2	0	0	2	0	1	0	0	1	1	27	30.0	50.0		2.70	
10/17		Seattle	Roethlisberger	13	2	2	0	0	3	3	0	0	7	0	1	0	0	0	0	23	15.4	38.5		1.77	
10/31		at Cleveland	Roethlisberger	10	2	0	2	0	1	1	0	0	4	0	0	0	2	1	0	15	20.0	30.0		1.50	
11/8		Chicago	Roethlisberger	12	3	2	0	0	3	3	0	0	5	0	1	0	0	1	0	29	25.0	50.0		2.42	
11/14		Detroit	Rudolph	14	1	1	0	0	3	3	0	0	6	1	2	0	0	1	0	16	7.1	28.6		1.14	
11/21		at L.A. Chargers	Roethlisberger	11	4	4	0	0	3	3	0	0	1	0	0	0	2	1	0	37	36.4	63.6		3.36	
11/28		at Cincinnati	Roethlisberger	12	1	1	0	0	1	1	0	0	5	2	1	0	0	1	1	10	8.3	16.7		0.83	
12/5		Baltimore	Roethlisberger	10	2	1	1	1	2	2	0	0	5	0	0	0	0	0	1	20	20.0	40.0		2.00	
12/9		at Minnesota	Roethlisberger	14	4	3	2	1	0	1	1	0	6	1	0	0	0	1	1	28	28.6	28.6		2.00	
12/19		Tennessee	Roethlisberger	12	1	1	0	0	4	5	1	0	5	0	0	0	0	0	1	19	8.3	41.7		1.58	
12/26		at Kansas City	Roethlisberger	11	1	1	0	0	1	2	1	0	2	1	2	0	1	1	1	10	9.1	18.2		0.91	
1/3		Cleveland	Roethlisberger	14	2	2	0	0	4	4	0	0	5	1	0	0	1	0	1	26	14.3	42.9		1.86	
1/9		at Baltimore	Roethlisberger	15	1	1	0	0	3	3	0	0	8	1	0	0	0	2	0	16	6.7	26.7		1.07	
2021 TOTALS				202	33	29	5	2	36	40	4	0	77	11	9	0	11	13	9	336	16.3	34.2		1.66	

OPPONENT		(AS OF SEP 6, 2022, 7:36 AM EDT)																2021 : REGULAR SEASON					
OPPONENTS																							
DATE	OPPONENT	STARTING QB	POSS	TD	PAT	2-PT	M-2PT	FG	FGA	MFG	BK-FG	PUNT	INT	FUM	SAF	DWNS	HFG	FM	PTS	TD%	SCORE%	PTS/POSS	
9/12	at Buffalo	J. Allen	11	1	1	0	0	3	3	0	0	4	0	1	0	2	0	0	16	9.1	36.4	1.45	
9/19	Las Vegas	D. Carr	10	2	2	0	0	4	4	0	0	4	0	0	0	0	0	0	26	20.0	60.0	2.60	
9/26	Cincinnati	J. Burrow	12	3	3	0	0	1	1	0	0	5	1	0	0	0	1	1	24	25.0	33.3	2.00	
10/3	at Green Bay	A. Rodgers	11	3	3	0	0	2	2	0	0	3	0	1	0	1	0	1	27	27.3	45.5	2.45	
10/10	Denver	T. Bridgewater	9	2	1	1	0	2	2	0	0	4	1	0	0	0	0	0	19	22.2	44.4	2.11	
10/17	Seattle	G. Smith	14	2	2	0	0	2	2	0	0	8	0	1	0	0	1	0	20	14.3	28.6	1.43	
10/31	at Cleveland	B. Mayfield	9	1	1	0	0	1	1	0	0	4	0	1	0	2	0	0	10	11.1	22.2	1.11	
11/8	Chicago	J. Fields	12	2	3	0	0	2	3	1	0	5	1	1	0	0	0	0	20	16.7	33.3	1.67	
11/14	Detroit	J. Goff	15	2	1	0	0	1	2	1	0	10	0	0	0	0	0	0	1	16	13.3	20.0	1.07
11/21	at L.A. Chargers	J. Herbert	11	5	5	0	0	2	2	0	0	1	1	0	0	1	0	1	41	45.5	63.6	3.73	
11/28	at Cincinnati	J. Burrow	10	4	5	0	0	2	2	0	0	3	1	0	0	0	0	0	34	40.0	60.0	3.40	
12/5	Baltimore	L. Jackson	10	2	1	1	0	2	2	0	0	4	1	0	0	0	1	0	19	20.0	40.0	1.90	
12/9	at Minnesota	K. Cousins	14	3	3	0	0	3	4	1	0	3	2	0	0	0	0	0	36	30.8	53.8	2.77	
12/19	Tennessee	R. Tannehill	11	1	1	0	0	2	2	0	0	3	1	3	0	1	0	1	13	9.1	27.3	1.18	
12/26	at Kansas City	P. Mahomes	10	4	3	0	0	3	4	1	0	2	0	0	0	0	0	0	36	40.0	70.0	3.60	
1/3	Cleveland	B. Mayfield	13	2	2	0	0	0	0	0	0	8	2	0	0	1	0	0	14	15.4	15.4	1.08	
1/9	at Baltimore	T. Huntley	14	1	1	0	0	2	2	0	0	7	2	1	0	1	0	0	13	7.1	21.4	0.93	
2021 TOTALS			195	41	38	2	0	34	38	4	0	78	13	9	0	9	3	4	384	21.0	38.5	1.97	

STEELERS 2021 REGULAR SEASON SCORING DRIVES												
DATE	OPPONENT	ACQUIRED	DRIVE START	PLAYS	YARDS	Q/TIME	FIRST DOWNS	SCORING PLAY	PIT	OPP		
09/12	at Buffalo	Kickoff	PIT 25	10	69	Q3/4:37	4	C. Boswell: 24-yard FG	3	10		
		Downs	PIT 36	11	62	Q3/4:01	3	C. Boswell: 20-yard FG	6	10		
		Downs	PIT 48	4	52	Q4/2:23	3	D. Johnson: 5-yard pass from B. Roethlisberger	13	10		
		Kickoff	PIT 25	9	48	Q4/2:41	3	C. Boswell: 45-yard FG	23	13		
09/19	Las Vegas	Kickoff	PIT 25	7	75	Q2/3:09	4	J. Smith-Schuster: 3-yard run	7	6		
		Punt	PIT 20	5	80	Q4/1:41	2	N. Harris: 25-yard pass from B. Roethlisberger	14	16		
		Punt	PIT 32	8	30	Q4/2:09	2	C. Boswell: 56-yard FG	17	23		
09/26	Cincinnati	Punt	PIT 14	15	86	Q2/8:32	7	P. Freiermuth: 4-yard pass from B. Roethlisberger	7	7		
		Punt	PIT 4	18	88	Q3/9:03	5	Q4: C. Boswell: 26-yard FG	10	24		
10/03	at Green Bay	Kickoff	PIT 25	8	75	Q1/4:56	3	D. Johnson: 45-yard pass from B. Roethlisberger	7	0		
		Punt	PIT 25	10	41	Q2:15:14	3	C. Boswell: 52-yard FG	10	14		
		Downs	PIT 35	8	65	Q4/2:53	5	N. Harris: 1-yard run	17	27		
10/10	Denver	Kickoff	PIT 15	6	85	Q1/2:58	2	D. Johnson: 50-yard pass from B. Roethlisberger	7	0		
		Kickoff	PIT 25	9	45	Q1/4:01	3	Q2: C. Boswell: 48-yard FG	10	3		
		Kickoff	PIT 25	6	75	Q2/3:35	3	N. Harris: 1-yard run	17	6		
		Punt	PIT 14	14	86	Q3/7:16	5	C. Claypool: 18-yard pass from B. Roethlisberger	24	6		
		Kickoff	PIT 25	7	49	Q4/3:17	2	C. Boswell: 43-yard FG	27	19		
10/17	Seattle	Punt	PIT 46	8	54	Q2/4:10	4	N. Harris: 5-yard pass from B. Roethlisberger	7	0		
		Punt	PIT 16	14	84	Q2/6:59	7	E. Ebron: 1-yard run	14	0		
		Kickoff	PIT 25	9	66	Q3/4:09	3	C. Boswell: 27-yard FG	17	7		
		Punt	PIT 26	9	40	Q4/3:49	3	C. Boswell: 52-yard FG	20	17		
		Fumble	SEA 16	3	-3	OT/1:26	0	C. Boswell: 37-yard FG	23	20		
10/31	at Cleveland	Downs	PIT 40	10	47	Q2/5:36	2	C. Boswell: 31-yard FG	3	3		
		Kickoff	PIT 22	12	78	Q3/5:57	5	N. Harris: 8-yard run	9	10		
		Punt	PIT 17	13	83	Q3/5:38	7	Q4: P. Freiermuth: 2-yard pass from B. Roethlisberger	15	10		
11/08	Chicago	Punt	PIT 41	6	59	Q1/3:20	4	N. Harris: 10-yard run	7	0		
		Interception	CHI 36	9	36	Q1/3:41	3	Q2: P. Freiermuth: 4-yard pass from B. Roethlisberger	14	0		
		Kickoff	PIT 25	9	75	Q3/5:35	4	P. Freiermuth: 10-yard pass from B. Roethlisberger	20	6		
		Kickoff	PIT 25	4	39	Q4/2:23	1	C. Boswell: 54-yard FG	23	13		
		Kickoff	PIT 25	11	41	Q4/3:39	3	C. Boswell: 52-yard FG	26	20		
		Kickoff	PIT 25	7	52	Q4/1:20	2	C. Boswell: 40-yard FG	29	27		
11/14	Detroit	Kickoff	PIT 17	10	83	Q1/5:20	5	J. Washington: 9-yard pass from M. Rudolph	7	0		
		Kickoff	PIT 25	13	73	Q2/8:21	4	C. Boswell: 20-yard FG	10	7		
		Kickoff	PIT 26	13	69	Q3/3:43	4	C. Boswell: 23-yard FG	13	16		
		Punt	50 yard line	6	17	Q4/3:21	1	C. Boswell: 51-yard FG	16	16		
11/21	at L.A. Chargers	Kickoff	PIT 25	13	57	Q1/6:31	4	C. Boswell: 36-yard FG	3	0		
		Kickoff	PIT 36	7	64	Q2/2:33	4	D. Johnson: 10-yard pass from B. Roethlisberger	10	14		
		Kickoff	PIT 25	10	57	Q3/4:30	2	Q4: C. Boswell: 36-yard FG	13	27		
		Blocked Punt	LAC 3	4	3	Q4/0:58	2	N. Harris: 1-yard run	20	27		
		Kickoff	PIT 25	9	75	Q4/3:59	4	E. Ebron: 5-yard pass from B. Roethlisberger	27	34		
		Interception	LAC 11	2	11	Q4/0:13	2	P. Freiermuth: 5-yard pass from B. Roethlisberger	34	34		
		Downs	LAC 34	4	7	Q4/0:19	0	C. Boswell: 45-yard FG	37	34		
11/28	at Cincinnati	Kickoff	PIT 25	8	53	Q1/3:44	2	C. Boswell: 40-yard FG	3	10		
		Punt	PIT 31	9	69	Q4/3:12	4	P. Freiermuth: 15-yard pass from B. Roethlisberger	10	41		
12/05	Baltimore	Punt	PIT 13	9	52	Q2/1:21	3	C. Boswell: 53-yard FG	3	7		
		Punt	PIT 22	4	78	Q3/1:38	2	Q4: D. Johnson: 29-yard pass from B. Roethlisberger	9	10		
		Kickoff	PIT 25	10	50	Q4/4:33	3	C. Boswell: 43-yard FG	12	13		
		Punt	PIT 31	11	69	Q4/4:33	5	D. Johnson: 5-yard pass from B. Roethlisberger	20	13		
12/09	at Minnesota	Kickoff	PIT 25	10	75	Q3/4:04	5	N. Harris: 3-yard pass from B. Roethlisberger	7	29		
		Interception	MIN 42	7	42	Q3/2:14	4	Q4: N. Harris: 1-yard run	14	29		
		Punt	PIT 31	3	69	Q4/1:06	2	J. Washington: 30-yard pass from B. Roethlisberger	20	29		
		Interception	MIN 21	2	21	Q4/0:44	1	P. Freiermuth: 15-yard pass from B. Roethlisberger	28	36		
12/19	Tennessee	Fumble	TEN 36	5	18	Q2/1:11	1	C. Boswell: 36-yard FG	3	10		
		Punt	PIT 37	8	63	Q3/3:59	5	B. Roethlisberger: 1-yard run	10	13		
		Fumble	TEN 41	7	31	Q3/2:26	2	Q4: C. Boswell: 28-yard FG	13	13		
		Interception	TEN 31	4	4	Q4/1:56	0	C. Boswell: 46-yard FG	16	13		
		Fumble	TEN 35	4	5	Q4/2:07	0	C. Boswell: 48-yard FG	19	13		
12/26	at Kansas City	Kickoff	PIT 30	15	54	Q3/5:19	4	C. Boswell: 34-yard FG	3	30		
		Kickoff	PIT 15	17	85	Q4/6:47	6	D. Johnson: 15-yard pass from B. Roethlisberger	10	36		
01/03	Cleveland	Punt	PIT 34	10	66	Q2/4:14	5	D. Johnson: 5-yard pass from B. Roethlisberger	7	0		
		Interception	CLE 43	11	39	Q2/4:01	3	C. Boswell: 22-yard FG	10	0		
		Punt	PIT 22	11	66	Q3/4:16	3	C. Boswell: 30-yard FG	13	0		
		Punt	PIT 43	8	25	Q4/3:50	2	C. Boswell: 50-yard FG	16	7		
		Punt	CLE 37	4	7	Q4/1:35	0	C. Boswell: 48-yard FG	19	7		
		Kickoff	CLE 45	3	45	Q4/0:19	1	N. Harris: 37-yard run	26	14		
01/09	at Baltimore	Fumble	BAL 39	7	29	Q1/3:51	2	C. Boswell: 28-yard FG	3	0		
		Kickoff	PIT 28	8	50	Q3/4:51	3	C. Boswell: 40-yard FG	6	10		
		Punt	50 yard line	10	50	Q4/5:13	4	C. Claypool: 6-yard pass from B. Roethlisberger	13	10		
		Punt	PIT 17	15	65	OT/4:28	5	C. Boswell: 36-yard FG	16	13		
AVG				8.6	53.0	3:44	3.1					

STEELERS OPPONENTS 2021 REGULAR SEASON SCORING DRIVES												
DATE	OPPONENT	ACQUIRED	DRIVE START	PLAYS	YARDS	Q/TIME	FIRST DOWNS	SCORING PLAY	PIT	OPP		
09/12	at Buffalo	Kickoff	PIT 24	4	5	Q1/1:30	0	T. Bass: 37-yard FG	0	3		
		Punt	BUF 9	13	91	Q2/5:39	5	G. Davis: 3-yard pass from J. Allen	0	10		
		Kickoff	BUF 26	9	67	Q4/4:22	3	T. Bass: 25-yard FG	20	13		
		Kickoff	BUF 36	10	40	Q4/1:56	4	T. Bass: 42-yard FG	23	16		
09/19	Las Vegas	Interception	PIT 39	5	12	Q1/2:34	1	D. Carlson: 46-yard FG	0	3		
		Downs	LV 38	8	47	Q2/3:58	2	D. Carlson: 33-yard FG	0	6		
		Kickoff	LV 25	13	53	Q2/6:23	5	D. Carlson: 41-yard FG	7	9		
		Punt	LV 18	7	82	Q3/4:09	4	F. Moreau: 9-yard pass from D. Carr	4	16		
		Kickoff	LV 25	5	75	Q4/1:40	2	H. Ruggs III: 61-yard pass from D. Carr	14	23		
		Kickoff	LV 27	7	46	Q4/3:22	2	D. Carlson: 45-yard FG	17	26		

09/26	Cincinnati	Interception	PIT 42	6	42	Q13:51	2	T. Boyd: 17-yard pass from J. Burrow	0	7
		Kickoff	CIN 25	3	75	Q2:07:23	3	J. Chase: 34-yard pass from J. Burrow	7	14
		Kickoff	CIN 20	10	55	Q3:16:13	4	E. McPherson: 43-yard FG	7	17
		Interception	PIT 19	3	19	Q31:33	2	J. Chase: 9-yard pass from J. Burrow	7	24
10/03	at Green Bay	Punt	GB 36	13	64	Q14:51	5	Q2: A. Rodgers: 4-yard run	7	7
		Fumble	PIT 23	4	23	Q21:33	1	R. Cobb: 23-yard pass from A. Rodgers	7	14
		Kickoff	GB 16	13	76	Q215:36	5	M. Crosby: 26-yard FG	10	17
		Kickoff	GB 25	12	64	Q315:29	4	M. Crosby: 29-yard FG	10	20
		Punt	PIT 40	4	40	Q312:15	3	R. Cobb: 1-yard pass from A. Rodgers	10	27
10/10	Denver	Fumble	PIT 29	4	8	Q112:14	0	B. McManus: 39-yard FG	7	3
		Punt	DEN 40	7	49	Q24:17	1	B. McManus: 29-yard FG	10	6
		Kickoff	DEN 25	14	75	Q317:26	5	Q4: K. Hinton: 2-yard pass from T. Bridgewater	24	13
		Punt	DEN 28	5	72	Q411:54	3	C. Sutton: 39-yard pass from T. Bridgewater	24	19
10/17	Seattle	Kickoff	SEA 25	10	75	Q315:05	6	A. Collins: 2-yard run	14	7
		Kickoff	SEA 40	6	60	Q312:44	3	W. Dissly: 1-yard pass from G. Smith	17	14
		Punt	SEA 42	8	36	Q313:26	2	Q4: J. Myers: 40-yard FG	17	17
		Kickoff	SEA 25	9	50	Q411:30	3	J. Myers: 43-yard FG	20	20
10/31	at Cleveland	Kickoff	CLE 25	13	63	Q116:51	4	C. McLaughlin: 30-yard FG	0	3
		Punt	CLE 14	8	86	Q34:19	6	D. Johnson: 10-yard run	3	10
11/08	Chicago	Punt	CHI 36	12	52	Q24:32	3	C. Santos: 30-yard FG	14	3
		Punt	CHI 7	10	89	Q34:59	4	C. Santos: 22-yard FG	14	6
		Kickoff	CHI 18	6	82	Q32:51	4	Q4: D. Mooney: 15-yard run	20	13
		Kickoff	CHI 25	7	75	Q411:06	3	D. Mooney: 16-yard pass from J. Fields	26	27
11/14	Detroit	Punt	PIT 39	3	39	Q211:28	2	J. Jefferson: 28-yard run	7	7
		Kickoff	DET 31	12	67	Q24:22	3	R. Santos: 20-yard FG	10	10
		Kickoff	DET 15	6	85	Q312:51	4	G. Igwebuike: 42-yard run	10	16
11/21	at L.A. Chargers	Kickoff	LAC 27	12	73	Q116:20	6	A. Ekeler: 6-yard run	3	7
		Downs	LAC 2	12	98	Q216:54	7	A. Ekeler: 10-yard pass from J. Herbert	3	14
		Kickoff	LAC 25	8	63	Q211:07	5	D. Hopkins: 30-yard FG	10	17
		Kickoff	LAC 30	6	70	Q313:10	4	A. Ekeler: 17-yard pass from J. Herbert	10	24
		Punt	LAC 26	11	51	Q316:28	4	D. Hopkins: 41-yard FG	10	27
		Kickoff	LAC 25	7	75	Q412:47	5	A. Ekeler: 5-yard run	20	34
11/28	at Cincinnati	Kickoff	LAC 25	3	75	Q411:15	2	M. Williams: 53-yard pass from J. Herbert	37	41
		Kickoff	CIN 25	10	75	Q115:31	5	J. Burrow: 8-yard run	0	7
		Interception	PIT 5	4	-8	Q111:55	0	E. McPherson: 31-yard FG	0	10
		Kickoff	CIN 25	6	75	Q113:02	4	Q2: T. Higgins: 32-yard pass from J. Burrow	3	17
		Punt	CIN 16	14	84	Q217:35	6	J. Mixon: 1-yard run	3	24
		Fumble	PIT 45	8	12	Q313:48	1	E. McPherson: 51-yard FG	3	34
		Punt	CIN 35	5	65	Q312:57	4	Q4: J. Mixon: 1-yard run	3	41
		Punt	BAL 1	16	99	Q1110:27	7	Q2: D. Freeman: 3-yard run	0	7
		Punt	BAL 42	10	41	Q315:20	3	J. Tucker: 35-yard FG	3	10
		Kickoff	BAL 38	5	51	Q412:10	1	J. Tucker: 28-yard FG	9	13
12/05	Baltimore	Kickoff	BAL 40	8	60	Q411:36	4	S. Watkins: 6-yard pass from L. Jackson	20	19
		Missed FG	MIN 39	5	61	Q112:01	3	J. Jefferson: 14-yard pass from K. Cousins	0	6
		Punt	MIN 43	7	37	Q112:02	2	Q2: G. Joseph: 38-yard FG	0	9
		Punt	MIN 22	5	78	Q213:06	4	D. Cook: 29-yard run	0	16
		Punt	MIN 40	12	60	Q215:19	4	D. Cook: 7-yard run	0	23
		Punt	PIT 34	7	10	Q312:49	1	G. Joseph: 42-yard FG	0	26
		Interception	PIT 30	6	23	Q312:07	2	G. Joseph: 25-yard FG	0	29
		Kickoff	MIN 25	3	75	Q411:20	2	K. Osborn: 62-yard pass from K. Cousins	20	36
12/19	Tennessee	Punt	PIT 25	6	25	Q112:29	3	R. Tannehill: 1-yard run	0	7
		Punt	TEN 47	11	45	Q114:54	3	R. Bullock: 26-yard FG	0	10
		Kickoff	TEN 22	19	64	Q2110:17	6	R. Bullock: 32-yard FG	3	13
12/26	at Kansas City	Punt	KC 27	14	73	Q118:10	7	C. Edwards-Helaire: 1-yard run	0	7
		Interception	PIT 49	6	49	Q112:54	3	B. Pringle: 5-yard pass from P. Mahomes	0	14
		Punt	KC 20	10	54	Q215:01	3	E. Fry: 44-yard FG	0	17
		Missed FG	KC 26	6	74	Q215:20	3	M. Hardman: 8-yard pass from P. Mahomes	0	23
		Fumble	KC 49	7	51	Q313:51	4	B. Pringle: 16-yard pass from P. Mahomes	0	30
		Kickoff	KC 25	12	59	Q316:37	4	Q4: E. Fry: 34-yard FG	3	33
		Fumble	PIT 7	4	-5	Q412:02	0	E. Fry: 30-yard FG	3	36
		Punt	PIT 48	4	48	Q312:02	2	D. Njoku: 3-yard pass from B. Mayfield	13	7
01/03	Cleveland	Kickoff	CLE 24	17	76	Q414:38	7	H. Bryant: 1-yard pass from B. Mayfield	19	14
		Punt	PIT 40	8	34	Q211:35	3	J. Tucker: 24-yard FG	3	3
		Kickoff	BAL 32	5	68	Q312:28	3	L. Murray: 46-yard run	3	10
01/09	at Baltimore	Kickoff	BAL 32	7	40	Q411:41	2	J. Tucker: 46-yard FG	13	13
		Kickoff	BAL 32	7	40	Q411:41	2	J. Tucker: 46-yard FG	13	13
AVG				8.2	56.0	3:45	3.4			

STEELERS OPPONENTS 2021 REGULAR SEASON SCORING DRIVES													
DATE	OPPONENT	ACQUIRED	DRIVE START	PLAYS	YARDS	Q/TIME	FIRST DOWNS	SCORING PLAY				PIT OPP	
09/12	at Buffalo	Kickoff	PIT 24	4	5	Q111:30	0	T. Bass: 37-yard FG				0 3	
		Punt	BUF 9	13	91	Q215:39	5	G. Davis: 3-yard pass from J. Allen				0 10	
		Kickoff	BUF 26	9	67	Q414:22	3	T. Bass: 25-yard FG				20 13	
		Kickoff	BUF 36	10	40	Q411:56	4	T. Bass: 42-yard FG				23 16	
09/19	Las Vegas	Interception	PIT 39	5	12	Q112:34	1	D. Carlson: 46-yard FG				0 3	
		Downs	LV 38	8	47	Q213:58	2	D. Carlson: 33-yard FG				0 6	
		Kickoff	LV 25	13	53	Q216:23	5	D. Carlson: 41-yard FG				7 9	
		Punt	LV 18	7	82	Q310:49	4	F. Moreau: 9-yard pass from D. Carr				7 16	
		Kickoff	LV 25	5	75	Q411:40	2	H. Ruggs III: 61-yard pass from D. Carr				14 23	
		Kickoff	LV 27	7	46	Q413:22	2	D. Carlson: 45-yard FG				17 26	
09/26	Cincinnati	Interception	PIT 42	6	42	Q113:51	2	T. Boyd: 17-yard pass from J. Burrow				0 7	
		Kickoff	CIN 25	3	75	Q210:27	3	J. Chase: 34-yard pass from J. Burrow				7 14	
		Kickoff	CIN 20	10	55	Q316:13	4	E. McPherson: 43-yard FG				7 17	
		Interception	PIT 19	3	19	Q311:33	2	J. Chase: 9-yard pass from J. Burrow				7 24	
10/03	at Green Bay	Punt	GB 36	13	64	Q114:51	5	Q2: A. Rodgers: 4-yard run				7 7	
		Fumble	PIT 23	4	23	Q211:33	1	R. Cobb: 23-yard pass from A. Rodgers				7 14	
		Kickoff	GB 16	13	76	Q215:36	5	M. Crosby: 26-yard FG				10 17	
		Kickoff	GB 25	12	64	Q315:29	4	M. Crosby: 29-yard FG				10 20	
		Punt	PIT 40	4	40	Q312:15	3	R. Cobb: 1-yard pass from A. Rodgers				10 27	
10/10	Denver	Fumble	PIT 29	4	8	Q112:14	0	B. McManus: 39-yard FG				7 3	
		Punt	DEN 40	7	49	Q214:17	1	B. McManus: 29-yard FG				10 6	
		Kickoff	DEN 25	14	75	Q317:26	5	Q4: K. Hinton: 2-yard pass from T. Bridgewater				24 13	
		Kickoff	DEN 28	5	72	Q411:54	3	C. Sutton: 39-yard pass from T. Bridgewater				24 19	
10/17	Seattle	Kickoff	SEA 25	10	75	Q315:05	6	A. Collins: 2-yard run				14 7	
		Kickoff	SEA 40	6	60	Q312:44	3	W. Dissly: 1-yard pass from G. Smith				17 14	
		Punt	SEA 42	8	36	Q313:26	2	Q4: J. Myers: 40-yard FG				17 17	
		Kickoff	SEA 25	9	50	Q411:30	3	J. Myers: 43-yard FG				20 20	
10/31	at Cleveland	Kickoff	CLE 25	13	63	Q116:51	4	C. McLaughlin: 30-yard FG				0 3	
		Punt	CLE 14	8	86	Q314:19	6	D. Johnson: 10-yard run				3 10	
11/08	Chicago	Punt	CHI 36	12	52	Q214:32	3	C. Santos: 30-yard FG				14 3	
		Punt	CHI 7	10	89	Q314:59	4	C. Santos: 22-yard FG				14 6	
		Kickoff	CHI 18	6	82	Q315:21	4	Q4: D. Mooney: 15-yard run				20 13	
		Kickoff	CHI 35	7	75	Q411:06	3	D. Mooney: 16-yard pass from J. Fields				26 27	
11/14	Detroit	Punt	PIT 39	3	39	Q211:28	2	J. Jefferson: 28-yard run				7 7	
		Kickoff	DET 31	12	67	Q214:22	3	R. Santos: 20-yard FG				10 10	
		Kickoff	DET 15	6	85	Q312:51	4	G. Igwebuike: 42-yard run				10 16	
11/21	at L.A. Chargers	Kickoff	LAC 27	12	73	Q116:20	6	A. Ekeler: 6-yard run				3 7	
		Downs	LAC 2	12	98	Q216:54	7	A. Ekeler: 10-yard pass from J. Herbert				3 14	
		Kickoff	LAC 25	8	63	Q211:07	5	D. Hopkins: 30-yard FG				10 17	
		Kickoff	LAC 30	6	70	Q313:10	4	A. Ekeler: 17-yard pass from J. Herbert				10 24	
		Punt	LAC 26	11	51	Q316:28	4	D. Hopkins: 41-yard FG				10 27	
		Kickoff	LAC 25	7	75	Q412:47	5	A. Ekeler: 5-yard run				20 34	
		Kickoff	LAC 25	3	75	Q411:15	2	M. Williams: 53-yard pass from J. Herbert				37 41	
11/28	at Cincinnati	Kickoff	CIN 25	10	75	Q115:31	5	J. Burrow: 8-yard run				0 7	
		Interception	PIT 5	4	-8	Q111:55	0	E. McPherson: 31-yard FG				0 10	
		Kickoff	CIN 25	6	75	Q113:02	4	Q2: T. Higgins: 32-yard pass from J. Burrow				3 17	
		Punt	CIN 16	14	84	Q217:35	6	J. Mixon: 1-yard run				3 24	
		Fumble	PIT 45	8	12	Q313:48	1	E. McPherson: 51-yard FG				3 34	
		Punt	CIN 35	5	65	Q315:27	4	Q4: J. Mixon: 1-yard run				3 41	
12/05	Baltimore	Punt	BAL 1	16	99	Q1110:27	7	Q2: D. Freeman: 3-yard run				0 7	
		Punt	BAL 42	10	41	Q315:20	3	J. Tucker: 35-yard FG				3 10	
		Kickoff	BAL 38	5	51	Q412:10	1	J. Tucker: 28-yard FG				9 13	
		Kickoff	BAL 40	8	60	Q411:36	4	S. Watkins: 6-yard pass from L. Jackson				20 19	
12/09	at Minnesota	Missed FG	MIN 39	5	61	Q112:01	3	J. Jefferson: 14-yard pass from K. Cousins				0 6	
		Punt	MIN 43	7	37	Q112:02	2	Q2: G. Joseph: 38-yard FG				0 9	
		Punt	MIN 22	5	78	Q213:06	4	D. Cook: 29-yard run				0 16	
		Punt	MIN 40	12	60	Q215:19	4	D. Cook: 7-yard run				0 23	
		Punt	PIT 34	7	10	Q312:49	1	G. Joseph: 42-yard FG				0 26	
		Interception	PIT 30	6	23	Q312:07	2	G. Joseph: 25-yard FG				0 29	
		Kickoff	MIN 25	3	75	Q411:20	2	K. Osborn: 62-yard pass from K. Cousins				20 36	
12/19	Tennessee	Punt	PIT 25	6	25	Q112:29	3	R. Tannehill: 1-yard run				0 7	
		Punt	TEN 47	11	45	Q114:54	3	R. Bullock: 26-yard FG				0 10	
		Kickoff	TEN 22	19	64	Q2110:17	6	R. Bullock: 32-yard FG				3 13	
12/26	at Kansas City	Punt	KC 27	14	73	Q118:10	7	C. Edwards-Helaire: 1-yard run				0 7	
		Interception	PIT 49	6	49	Q112:54	3	B. Pringle: 5-yard pass from P. Mahomes				0 14	
		Punt	KC 20	10	54	Q215:01	3	E. Fry: 44-yard FG				0 17	
		Missed FG	KC 26	6	74	Q212:50	3	M. Hardman: 8-yard pass from P. Mahomes				0 23	
		Fumble	KC 49	7	51	Q313:51	4	B. Pringle: 16-yard pass from P. Mahomes				0 30	
		Kickoff	KC 25	12	59	Q316:37	4	Q4: E. Fry: 34-yard FG				3 33	
		Fumble	PIT 7	4	-5	Q412:02	0	E. Fry: 30-yard FG				3 36	
01/03	Cleveland	Punt	PIT 48	4	48	Q312:02	2	D. Njoku: 3-yard pass from B. Mayfield				13 7	
		Kickoff	CLE 24	17	76	Q414:38	7	H. Bryant: 1-yard pass from B. Mayfield				19 14	
01/09	at Baltimore	Punt	PIT 40	8	34	Q211:35	3	J. Tucker: 24-yard FG				3 3	
		Kickoff	BAL 32	5	68	Q312:28	3	L. Murray: 46-yard run				3 10	
		Kickoff	BAL 32	7	40	Q411:41	2	J. Tucker: 46-yard FG				13 13	
AVG				8.2	56.0	3:45	3.4						
TOTALS				615	4,197	281:51	252						

STEELERS		(AS OF SEP 6, 2022, 7:36 AM EDT)				2022 : PRESEASON		
PLAYS		NET YARDS				TIME		
DATE	OPPONENT	PLAYS	DATE	OPPONENT	NET YARDS	DATE	OPPONENT	TIME
8/13	Seattle	17 (field goal)	8/28	Detroit	92 (touchdown) [PEN: 9, GROSS: 83]	8/13	Seattle	8:22 (field goal)
8/28	Detroit	12 (field goal)	8/13	Seattle	90 (touchdown) [PEN: 15, GROSS: 75]	8/28	Detroit	6:14 (field goal)
8/20	at Jacksonville	11 (field goal)	8/20	at Jacksonville	63 (touchdown) [PEN: 0, GROSS: 63]	8/20	at Jacksonville	5:57 (field goal)

OPPONENT						(AS OF SEP 6, 2022, 7:36 AM EDT)						2021 : REGULAR SEASON		
PLAYS			NET YARDS			TIME								
DATE	OPPONENT	PLAYS	DATE	OPPONENT	NET YARDS	DATE	OPPONENT	TIME						
12/19	Tennessee	19 (field goal)	12/5	Baltimore	99 (touchdown) [PEN: 5, GROSS: 94]	12/5	Baltimore	10:27 (touchdown)						
1/3	Cleveland	17 (touchdown)	11/21	at L.A. Chargers	98 (touchdown) [PEN: 0, GROSS: 98]	12/19	Tennessee	10:17 (field goal)						
12/5	Baltimore	16 (touchdown)	9/12	at Buffalo	91 (touchdown) [PEN: -5, GROSS: 96]	12/26	at Kansas City	8:10 (touchdown)						
12/26	at Kansas City	14 (touchdown)	11/8	Chicago	89 (field goal) [PEN: -15, GROSS: 104]	11/28	at Cincinnati	7:35 (touchdown)						
11/28	at Cincinnati	14 (touchdown)	10/31	at Cleveland	86 (touchdown) [PEN: 5, GROSS: 81]	10/10	Denver	7:26 (touchdown)						
10/10	Denver	14 (touchdown)	11/14	Detroit	85 (touchdown) [PEN: 0, GROSS: 85]	11/21	at L.A. Chargers	6:54 (touchdown)						
10/3	at Green Bay	13 (field goal)	11/28	at Cincinnati	84 (touchdown) [PEN: 6, GROSS: 78]	10/31	at Cleveland	6:51 (field goal)						
10/3	at Green Bay	13 (touchdown)	9/19	Las Vegas	82 (touchdown) [PEN: 0, GROSS: 82]	9/19	Las Vegas	6:23 (field goal)						
9/19	Las Vegas	13 (field goal)	12/9	at Minnesota	78 (touchdown) [PEN: -10, GROSS: 88]	9/26	Cincinnati	6:13 (field goal)						
10/31	at Cleveland	13 (field goal)	10/3	at Green Bay	76 (field goal) [PEN: 5, GROSS: 71]	10/3	at Green Bay	5:54 (punt)						
9/12	at Buffalo	13 (touchdown)	1/3	Cleveland	76 (touchdown) [PEN: 26, GROSS: 50]	9/12	at Buffalo	5:39 (touchdown)						
11/14	Detroit	12 (field goal)	10/10	Denver	75 (touchdown) [PEN: -10, GROSS: 85]	12/9	at Minnesota	5:19 (touchdown)						
12/9	at Minnesota	12 (touchdown)	10/17	Seattle	75 (touchdown) [PEN: 3, GROSS: 72]	10/17	Seattle	5:05 (touchdown)						
11/21	at L.A. Chargers	12 (touchdown)	9/26	Cincinnati	75 (touchdown) [PEN: 15, GROSS: 60]	11/8	Chicago	4:59 (field goal)						
11/8	Chicago	12 (field goal)	12/26	at Kansas City	74 (touchdown) [PEN: 0, GROSS: 74]	1/3	Cleveland	4:38 (touchdown)						
11/21	at L.A. Chargers	12 (touchdown)	1/9	at Baltimore	68 (touchdown) [PEN: 0, GROSS: 68]	11/14	Detroit	4:22 (punt)						
10/17	Seattle	10 (touchdown)	12/19	Tennessee	65 (downs) [PEN: 0, GROSS: 65]	1/9	at Baltimore	4:13 (interception)						
9/26	Cincinnati	10 (field goal)	--	--	--	--	--	--						
1/9	at Baltimore	8 (interception)	--	--	--	--	--	--						
1/9	at Baltimore	8 (field goal)	--	--	--	--	--	--						

DATE	OPPONENT	OFFENSE	DEFENSE
09/12	at Buffalo	FG - 24 yards FG - 20 yards TD - Pass	FG - 37 yards TD - Pass FG - 25 yards FG - 42 yards
09/19	Las Vegas	TD - Run	FG - 33 yards FG - 41 yards TD - Pass
09/26	Cincinnati	TD - Pass FG - 26 yards Downs	TD - Pass TD - Pass
10/03	at Green Bay	TD - Run	TD - Run FG - 26 yards FG - 29 yards TD - Pass
10/10	Denver	TD - Run TD - Pass	FG - 29 yards TD - Pass Interception
10/17	Seattle	TD - Pass TD - Run FG - 27 yards FG - 37 yards	TD - Run TD - Pass FG - 40 yards
10/31	at Cleveland	FG - 31 yards Downs TD - Run TD - Pass	FG - 30 yards TD - Run
11/08	Chicago	TD - Run TD - Pass TD - Pass	FG - 30 yards FG - 22 yards TD - Run TD - Pass
11/14	Detroit	TD - Pass FG - 20 yards FG - 23 yards	FG - 20 yards
11/21	at L.A. Chargers	FG - 36 yards Downs TD - Pass FG - 36 yards TD - Run TD - Pass TD - Pass	TD - Run TD - Pass FG - 30 yards TD - Pass FG - 41 yards TD - Run End of Game
11/28	at Cincinnati	TD - Pass	TD - Run FG - 31 yards TD - Run TD - Run
12/05	Baltimore	TD - Pass	Interception TD - Run FG - 35 yards FG - 28 yards TD - Pass
12/09	at Minnesota	TD - Pass TD - Run TD - Pass End of Game	TD - Pass TD - Run FG - 25 yards
12/19	Tennessee	FG - 36 yards TD - Run FG - 28 yards	TD - Run FG - 26 yards FG - 32 yards Downs
12/26	at Kansas City	Missed FG FG - 34 yards TD - Pass End of Game	TD - Run TD - Pass TD - Pass TD - Pass FG - 34 yards FG - 30 yards
01/03	Cleveland	TD - Pass FG - 22 yards FG - 30 yards	TD - Pass TD - Pass
01/09	at Baltimore	FG - 28 yards TD - Pass FG - 36 yards	FG - 24 yards Interception

OFFENSE DEFENSE		
Inside the 20	50	59
Scores	44	54
Touchdowns	27	30
Field Goals	17	24
Total Points in 20	239	279
Fumbles	0	0
Interceptions	0	3
Missed Field Goals	1	0
Lost on Downs	3	1
End of Half/Game	2	1
TDs Outside	6	11
Red-Zone Percentage	54.0	50.8

STEELERS 2021 REGULAR SEASON INSIDE 20 EFFICIENCY																		
STEELERS																		
Date	Opponent	Pos	TD	PAT	2-Pt.	Miss PAT	FG	FGA	Blk/ MFG	INT	Fum	Dwns	Half	Game	Pts	TD%	Score Pct.	Pts/Poss
09/12	at Buffalo	3	1	1	0	0	2	2	0	0	0	0	0	0	13	33.3	100.0	4.3
09/19	Las Vegas	1	1	1	0	0	0	0	0	0	0	0	0	0	7	100.0	100.0	7.0
09/26	Cincinnati	3	1	1	0	0	1	1	0	0	0	1	0	0	10	33.3	66.7	3.3
10/03	at Green Bay	1	1	1	0	0	0	0	0	0	0	0	0	0	7	100.0	100.0	7.0
10/10	Denver	2	2	2	0	0	0	0	0	0	0	0	0	0	14	100.0	100.0	7.0
10/17	Seattle	4	2	2	0	0	2	2	0	0	0	0	0	0	20	50.0	100.0	5.0
10/31	at Cleveland	4	2	0	0	0	1	1	0	0	0	1	0	0	15	50.0	75.0	3.8
11/08	Chicago	3	3	2	0	1	0	0	0	0	0	0	0	0	20	100.0	100.0	6.7
11/14	Detroit	3	1	1	0	0	2	2	0	0	0	0	0	0	13	33.3	100.0	4.3
11/21	at L.A. Chargers	7	4	4	0	0	2	2	0	0	0	1	0	0	34	57.1	85.7	4.9
11/28	at Cincinnati	1	1	1	0	0	0	0	0	0	0	0	0	0	7	100.0	100.0	7.0
12/05	Baltimore	1	1	0	1	0	0	0	0	0	0	0	0	0	8	100.0	100.0	8.0
12/09	at Minnesota	4	3	2	1	0	0	0	0	0	0	0	0	1	22	75.0	75.0	5.5
12/19	Tennessee	3	1	1	0	0	2	2	0	0	0	0	0	0	13	33.3	100.0	4.3
12/26	at Kansas City	4	1	1	0	0	1	2	1	0	0	0	0	1	10	25.0	50.0	2.5
01/03	Cleveland	3	1	1	0	0	2	2	0	0	0	0	0	0	13	33.3	100.0	4.3
01/09	at Baltimore	3	1	1	0	0	2	2	0	0	0	0	0	0	13	33.3	100.0	4.3
TOTALS		50	27	22	2	1	17	18	1	0	0	3	0	2	239	54.0	88.0	4.8

OPPONENT 2021 REGULAR SEASON INSIDE 20 EFFICIENCY																		
OPPONENT																		
Date	Opponent	Pos	TD	PAT	2-Pt.	Miss PAT	FG	FGA	Blk/ MFG	INT	Fum	Dwns	Half	Game	Pts	TD%	Score Pct.	Pts/Poss
09/12	at Buffalo	4	1	1	0	0	3	3	0	0	0	0	0	0	16	25.0	100.0	4.0
09/19	Las Vegas	3	1	1	0	0	2	2	0	0	0	0	0	0	13	33.3	100.0	4.3
09/26	Cincinnati	2	2	2	0	0	0	0	0	0	0	0	0	0	14	100.0	100.0	7.0
10/03	at Green Bay	4	2	2	0	0	2	2	0	0	0	0	0	0	20	50.0	100.0	5.0
10/10	Denver	3	1	1	0	0	1	1	0	1	0	0	0	0	10	33.3	66.7	3.3
10/17	Seattle	3	2	2	0	0	1	1	0	0	0	0	0	0	17	66.7	100.0	5.7
10/31	at Cleveland	2	1	1	0	0	1	1	0	0	0	0	0	0	10	50.0	100.0	5.0
11/08	Chicago	4	2	2	0	0	2	2	0	0	0	0	0	0	20	50.0	100.0	5.0
11/14	Detroit	1	0	0	0	0	1	1	0	0	0	0	0	0	3	0.0	100.0	3.0
11/21	at L.A. Chargers	7	4	4	0	0	2	2	0	0	0	0	0	1	34	57.1	85.7	4.9
11/28	at Cincinnati	4	3	3	0	0	1	1	0	0	0	0	0	0	24	75.0	100.0	6.0
12/05	Baltimore	5	2	1	0	0	2	2	0	1	0	0	0	0	19	40.0	80.0	3.8
12/09	at Minnesota	3	2	1	0	1	1	1	0	0	0	0	0	0	16	66.7	100.0	5.3
12/19	Tennessee	4	1	1	0	0	2	2	0	0	0	1	0	0	13	25.0	75.0	3.3
12/26	at Kansas City	6	4	3	0	1	2	2	0	0	0	0	0	0	33	66.7	100.0	5.5
01/03	Cleveland	2	2	2	0	0	0	0	0	0	0	0	0	0	14	100.0	100.0	7.0
01/09	at Baltimore	2	0	0	0	0	1	1	0	1	0	0	0	0	3	0.0	50.0	1.5
TOTALS		59	30	27	0	2	24	24	0	3	0	1	0	1	279	50.8	91.5	4.7

STEELERS 2021 REGULAR SEASON YARDS GAINED BY DOWN																									
STEELERS														OPPONENT											
		1ST DOWN			2ND DOWN			3RD DOWN			4TH DOWN			1ST DOWN			2ND DOWN			3RD DOWN			4TH DOWN		
Date	Opponent	Att	Yds	Avg	Att	Yds	Avg	Att	Yds	Avg	Att	Yds	Avg	Att	Yds	Avg	Att	Yds	Avg	Att	Yds	Avg	Att	Yds	Avg
09/12	at Buffalo	24	96	4.0	19	105	5.5	12	51	4.3	0	0	0.0	31	135	4.4	27	151	5.6	18	78	4.3	3	7	2.3
09/19	Las Vegas	23	91	4.0	20	130	6.5	12	110	9.2	1	0	0.0	30	189	6.3	20	114	5.7	13	120	9.2	1	2	2.0
09/26	Cincinnati	31	106	3.4	25	136	5.4	19	108	5.7	2	-1	-0.5	21	164	7.8	12	33	2.8	9	71	7.9	0	0	0.0
10/03	at Green Bay	25	111	4.4	20	121	6.1	11	49	4.5	2	1	0.5	31	134	4.3	25	150	6.0	15	83	5.5	1	0	0.0
10/10	Denver	26	90	3.5	23	179	7.8	12	122	10.2	0	0	0.0	24	143	6.0	18	87	4.8	12	112	9.3	4	32	8.0
10/17	Seattle	33	165	5.0	24	102	4.3	14	78	5.6	0	0	0.0	30	126	4.2	22	150	6.8	12	33	2.8	0	0	0.0
10/31	at Cleveland	30	150	5.0	22	151	6.9	13	73	5.6	3	3	1.0	26	135	5.2	20	110	5.5	10	62	6.2	2	-1	-0.5
11/08	Chicago	26	144	5.5	21	73	3.5	17	67	3.9	2	3	1.5	29	242	8.3	17	87	5.1	12	85	7.1	0	0	0.0
11/14	Detroit	35	127	3.6	29	169	5.8	17	91	5.4	0	0	0.0	28	179	6.4	20	37	1.9	18	78	4.3	3	12	4.0
11/21	at L.A. Chargers	27	110	4.1	21	97	4.6	15	93	6.2	2	0	0.0	35	288	8.2	21	94	4.5	12	151	12.6	1	0	0.0
11/28	at Cincinnati	26	127	4.9	20	73	3.7	13	101	7.8	0	0	0.0	31	232	7.5	22	80	3.6	11	56	5.1	1	2	2.0
12/05	Baltimore	25	141	5.6	20	110	5.5	12	70	5.8	0	0	0.0	30	90	3.0	23	114	5.0	16	122	7.6	0	0	0.0
12/09	at Minnesota	31	156	5.0	23	185	8.0	13	20	1.5	2	14	7.0	30	240	8.0	22	145	6.6	14	70	5.0	1	3	3.0
12/19	Tennessee	21	105	5.0	13	42	3.2	11	21	1.9	0	0	0.0	32	139	4.3	26	101	3.9	18	71	3.9	2	7	3.5
12/26	at Kansas City	29	93	3.2	25	154	6.2	13	49	3.8	3	18	6.0	31	161	5.2	24	164	6.8	11	54	4.9	1	2	2.0
01/03	Cleveland	31	73	2.4	28	134	4.8	18	91	5.1	2	1	0.5	26	111	4.3	21	71	3.4	17	35	2.1	3	15	5.0
01/09	at Baltimore	33	95	2.9	24	115	4.8	17	94	5.5	1	10	10.0	33	263	8.0	22	77	3.5	14	39	2.8	1	2	2.0
TOTALS		476	1,980	4.2	377	2,076	5.5	239	1,288	5.4	20	49	2.5	498	2,971	6.0	362	1,765	4.9	232	1,320	5.7	24	83	3.5

STEELERS 2021 REGULAR SEASON THIRD DOWN EFFICIENCY												
STEELERS												
Date	Opponent	3rd & 1	3rd & 2	3rd & 3	3rd & 4	3rd & 5	3rd & 6	3rd & 7	3rd & 8	3rd & 9	3rd & 10+	Total
09/12	at Buffalo	1/1	1/1	0/0	1/4	0/1	0/1	0/0	1/1	0/0	0/3	4/12
09/19	Las Vegas	0/0	1/1	0/0	0/1	1/1	0/1	0/0	2/2	0/1	1/5	5/12
09/26	Cincinnati	0/0	3/4	0/0	2/3	2/2	0/2	0/0	0/0	0/0	2/8	9/19
10/03	at Green Bay	1/1	1/1	1/1	1/3	0/2	0/1	0/0	0/1	0/0	0/1	4/11
10/10	Denver	1/1	2/3	2/2	0/0	0/1	0/0	1/2	0/0	0/0	1/3	7/12
10/17	Seattle	1/1	1/1	1/1	1/2	0/0	0/1	0/1	0/1	0/2	1/4	5/14
10/31	at Cleveland	0/0	1/2	0/0	0/0	2/3	0/0	0/0	0/2	1/1	0/5	4/13
11/08	Chicago	2/5	0/2	0/1	1/1	0/0	0/0	2/2	1/2	0/0	0/4	6/17
11/14	Detroit	1/1	0/0	1/2	1/3	0/2	1/1	0/1	2/3	1/1	0/3	7/17
11/21	at L.A. Chargers	0/0	3/4	2/3	0/1	2/4	1/1	0/0	0/1	0/0	0/1	8/15
11/28	at Cincinnati	0/1	2/2	0/0	0/0	0/0	1/2	2/3	0/0	1/1	1/4	7/13
12/05	Baltimore	2/3	2/3	0/0	0/0	1/1	0/0	0/0	0/2	0/0	0/3	5/12
12/09	at Minnesota	1/3	2/2	0/0	1/2	0/0	0/1	0/1	0/0	0/0	0/4	4/13
12/19	Tennessee	2/2	0/0	0/0	0/1	0/1	0/1	0/1	0/1	0/1	0/3	2/11
12/26	at Kansas City	1/1	0/0	0/0	2/6	0/0	1/1	0/1	1/1	0/0	0/3	5/13
01/03	Cleveland	0/0	2/3	1/3	0/1	0/0	0/1	2/2	0/1	0/2	0/5	5/18
01/09	at Baltimore	1/2	0/0	0/0	0/1	0/0	2/2	1/3	0/3	2/2	0/4	6/17
TOTALS		14/22	21/29	8/13	10/29	8/18	6/16	8/17	7/21	5/11	6/63	93/239
		63.6%	72.4%	61.5%	34.5%	44.4%	37.5%	47.1%	33.3%	45.5%	9.5%	38.9%
		3RD & 1-3: 43 / 64 = 67.2%			3RD & 4-6: 24 / 63 = 38.1%			3RD & 7-10+: 26 / 112 = 23.2%				

OPPONENT 2021 REGULAR SEASON THIRD DOWN EFFICIENCY												
OPPONENT												
Date	Opponent	3rd & 1	3rd & 2	3rd & 3	3rd & 4	3rd & 5	3rd & 6	3rd & 7	3rd & 8	3rd & 9	3rd & 10+	Total
09/12	at Buffalo	1/2	0/0	3/5	0/0	1/3	0/1	0/0	1/2	1/1	1/4	8/18
09/19	Las Vegas	1/1	0/1	1/3	1/1	0/0	0/1	0/1	0/0	1/3	1/2	5/13
09/26	Cincinnati	0/1	1/1	1/1	0/0	0/0	0/0	0/0	1/2	0/0	0/4	3/9
10/03	at Green Bay	3/3	0/0	1/2	1/3	0/0	1/1	1/1	0/0	1/2	1/3	9/15
10/10	Denver	1/1	0/2	0/1	0/0	1/1	0/0	0/1	0/0	0/1	0/5	2/12
10/17	Seattle	1/2	0/1	0/0	0/2	0/1	0/0	1/1	1/1	0/0	0/4	3/12
10/31	at Cleveland	0/0	0/1	0/0	1/1	0/0	2/2	0/1	0/0	0/0	0/5	3/10
11/08	Chicago	1/2	2/2	0/0	0/0	0/2	0/0	0/0	1/1	0/1	0/4	4/12
11/14	Detroit	1/1	0/0	1/1	0/1	0/1	1/2	0/1	0/1	1/1	0/9	4/18
11/21	at L.A. Chargers	0/0	1/1	1/2	0/1	2/3	1/1	0/0	0/0	0/0	2/4	7/12
11/28	at Cincinnati	2/3	0/0	0/0	0/0	1/2	0/0	0/0	1/1	0/1	1/4	5/11
12/05	Baltimore	0/0	0/0	0/0	0/2	1/1	1/2	1/1	1/1	0/1	4/8	8/16
12/09	at Minnesota	1/2	1/1	0/0	0/1	1/1	0/0	0/2	0/1	1/1	1/5	5/14
12/19	Tennessee	4/4	0/0	0/1	1/2	0/1	0/2	1/1	1/1	0/1	1/5	8/18
12/26	at Kansas City	1/1	2/2	0/0	0/0	0/1	0/2	1/2	0/0	0/1	0/2	4/11
01/03	Cleveland	1/1	0/1	1/3	0/0	0/0	0/1	0/2	1/1	0/1	2/7	5/17
01/09	at Baltimore	0/1	1/3	0/0	0/1	1/1	1/2	0/1	0/2	0/1	0/2	3/14
TOTALS		18/25	8/16	9/19	4/15	8/18	7/17	5/15	8/14	5/16	14/77	86/232
		72.0%	50.0%	47.4%	26.7%	44.4%	41.2%	33.3%	57.1%	31.3%	18.2%	37.1%
		3RD & 1-3: 35 / 60 = 58.3%			3RD & 4-6: 19 / 50 = 38.0%			3RD & 7-10+: 32 / 122 = 26.2%				

2021 REGULAR SEASON FOURTH DOWN EFFICIENCY													
STEELERS								OPPONENT					
Date	Opponent	4th & 1	4th & 2	4th & 3	4th & 4	4th & 5+	Total	4th & 1	4th & 2	4th & 3	4th & 4	4th & 5+	Total
09/12	at Buffalo	0 / 0	0 / 0	0 / 0	0 / 0	0 / 0	0 / 0	0 / 1	0 / 0	0 / 0	0 / 0	1 / 2	1 / 3
09/19	Las Vegas	0 / 0	0 / 0	0 / 0	0 / 1	0 / 0	0 / 1	1 / 1	0 / 0	0 / 0	0 / 0	0 / 0	1 / 1
09/26	Cincinnati	0 / 0	0 / 1	0 / 0	0 / 0	0 / 1	0 / 2	0 / 0	0 / 0	0 / 0	0 / 0	0 / 0	0 / 0
10/03	at Green Bay	0 / 0	0 / 0	0 / 0	0 / 1	0 / 1	0 / 2	0 / 0	0 / 0	0 / 0	0 / 1	0 / 0	0 / 1
10/10	Denver	0 / 0	0 / 0	0 / 0	0 / 0	0 / 0	0 / 0	0 / 0	2 / 2	0 / 1	0 / 0	1 / 1	3 / 4
10/17	Seattle	0 / 0	0 / 0	0 / 0	0 / 0	0 / 0	0 / 0	0 / 0	0 / 0	0 / 0	0 / 0	0 / 0	0 / 0
10/31	at Cleveland	1 / 1	1 / 1	0 / 0	0 / 0	0 / 2	2 / 4	0 / 1	0 / 0	0 / 0	0 / 0	0 / 1	0 / 2
11/08	Chicago	2 / 2	0 / 0	0 / 0	0 / 0	0 / 0	2 / 2	0 / 0	0 / 0	0 / 0	0 / 0	0 / 0	0 / 0
11/14	Detroit	0 / 0	0 / 0	0 / 0	0 / 0	0 / 0	0 / 0	2 / 2	0 / 0	0 / 0	0 / 0	0 / 0	2 / 2
11/21	at L.A. Chargers	0 / 0	0 / 1	0 / 0	0 / 0	0 / 1	0 / 2	0 / 1	0 / 0	0 / 0	0 / 0	0 / 0	0 / 1
11/28	at Cincinnati	0 / 0	0 / 0	0 / 0	0 / 0	0 / 0	0 / 0	1 / 1	0 / 0	0 / 0	0 / 0	0 / 0	1 / 1
12/05	Baltimore	0 / 0	0 / 0	0 / 0	0 / 0	0 / 0	0 / 0	0 / 0	0 / 0	0 / 0	0 / 0	0 / 0	0 / 0
12/09	at Minnesota	1 / 1	0 / 0	0 / 0	1 / 1	0 / 0	2 / 2	1 / 1	0 / 0	0 / 0	0 / 0	0 / 0	1 / 1
12/19	Tennessee	0 / 0	0 / 0	0 / 0	0 / 0	0 / 0	0 / 0	1 / 1	0 / 0	0 / 0	0 / 0	0 / 1	1 / 2
12/26	at Kansas City	0 / 1	1 / 1	0 / 0	1 / 1	0 / 0	2 / 3	1 / 1	0 / 0	0 / 0	0 / 0	0 / 0	1 / 1
01/03	Cleveland	1 / 1	0 / 0	0 / 0	0 / 0	0 / 1	1 / 2	0 / 0	1 / 1	0 / 1	0 / 0	0 / 1	1 / 3
01/09	at Baltimore	0 / 0	0 / 0	0 / 0	0 / 0	1 / 1	1 / 1	1 / 1	0 / 1	0 / 0	0 / 0	0 / 0	1 / 2
TOTALS		5 / 6	2 / 4	0 / 0	2 / 4	1 / 7	10 / 21	8 / 11	3 / 4	0 / 2	0 / 1	2 / 6	13 / 24
		83.3%	50.0%	0.0%	50.0%	14.3%	47.6%	72.7%	75.0%	0.0%	0.0%	33.3%	54.2%

2021 REGULAR SEASON PITTSBURGH STEELERS DEFENSIVE SUMMARIES
(THROUGH WEEK 18)

SEPTEMBER 12, 2021
STEELERS @ BUFFALO BILLS
W 23-16

TOP TACKLERS		SACKS		INTS		FORCED FUMBLES		RECOVERED FUMBLES	
PLAYER	NO.	PLAYER	NO.	PLAYER	NO.	PLAYER	NO.	PLAYER	NO.
D. Bush	10	T. Watt	2.0			D. Bush	1	C. Heyward	1
M. Fitzpatrick	10	C. Heyward	1.0			J. Haden	1		
J. Pierre	6					C. Heyward	1		
J. Schobert	6					T. Watt	1		
T. Alualu	5								
T. Edmunds	5								
J. Haden	5								
T. Norwood	5								
C. Sutton	5								
C. Heyward	4								
A. Highsmith	4								
T. Watt	3								
A. Maulet	2								
I. Buggs	1								
C. Davis	1								
M. Ingram III	1								
C. Wormley	1								

SEPTEMBER 19, 2021
STEELERS VS. LAS VEGAS RAIDERS
L 26-17

TOP TACKLERS		SACKS		INTS		FORCED FUMBLES		RECOVERED FUMBLES	
PLAYER	NO.	PLAYER	NO.	PLAYER	NO.	PLAYER	NO.	PLAYER	NO.
J. Schobert	10	M. Ingram III	1.0			T. Watt	1		
R. Spillane	10	T. Watt	1.0						
C. Heyward	7								
T. Edmunds	6								
M. Fitzpatrick	6								
J. Pierre	6								
A. Highsmith	4								
M. Ingram III	4								
T. Watt	4								
C. Sutton	3								
J. Jones	1								
J. Layne	1								
I. Loudermilk	1								
T. Norwood	1								
C. Wormley	1								

SEPTEMBER 26, 2021
STEELERS VS. CINCINNATI BENGALS
L 24-10

TOP TACKLERS		SACKS		INTS		FORCED FUMBLES		RECOVERED FUMBLES	
PLAYER	NO.	PLAYER	NO.	PLAYER	NO.	PLAYER	NO.	PLAYER	NO.
T. Edmunds	5			T. Edmunds	1				
C. Heyward	5								
J. Schobert	5								
M. Fitzpatrick	4								
C. Wormley	4								
I. Buggs	3								
M. Ingram III	3								
T. Norwood	3								
D. Bush	2								
J. Haden	2								
A. Maulet	2								
C. Sutton	2								
D. Tuszka	2								
I. Loudermilk	1								

OCTOBER 3, 2021
STEELERS @ GREEN BAY PACKERS
L 27-17

TOP TACKLERS		SACKS		INTS		FORCED FUMBLES		RECOVERED FUMBLES	
PLAYER	NO.	PLAYER	NO.	PLAYER	NO.	PLAYER	NO.	PLAYER	NO.
M. Fitzpatrick	8	T. Watt	2.0			C. Wormley	1	T. Watt	1
C. Heyward	8	D. Bush	1.0						
J. Schobert	8								
T. Edmunds	7								
D. Bush	6								
J. Haden	5								
A. Highsmith	5								
A. Maulet	4								
T. Watt	4								
C. Wormley	4								
I. Buggs	2								
M. Ingram III	1								
H. Mondeaux	1								
J. Pierre	1								
C. Sutton	1								

OCTOBER 10, 2021
STEELERS VS. DENVER BRONCOS
W 27-19

TOP TACKLERS		SACKS		INTS		FORCED FUMBLES		RECOVERED FUMBLES	
PLAYER	NO.	PLAYER	NO.	PLAYER	NO.	PLAYER	NO.	PLAYER	NO.
M. Fitzpatrick	10	D. Bush	1.0	J. Pierre	1				
T. Edmunds	7	H. Mondeaux	1.0						
J. Pierre	6								
J. Haden	5								
J. Schobert	5								
C. Heyward	3								
T. Watt	3								
A. Maulet	2								
T. Norwood	2								
R. Spillane	2								
I. Buggs	1								
D. Bush	1								
A. Highsmith	1								
M. Ingram III	1								
H. Mondeaux	1								
C. Wormley	1								

OCTOBER 17, 2021
STEELERS VS. SEATTLE SEAHAWKS
W 23-20 (OT)

TOP TACKLERS		SACKS		INTS		FORCED FUMBLES		RECOVERED FUMBLES	
PLAYER	NO.	PLAYER	NO.	PLAYER	NO.	PLAYER	NO.	PLAYER	NO.
M. Fitzpatrick	9	T. Watt	2.0			M. Fitzpatrick	1	D. Bush	1
C. Heyward	9	A. Highsmith	1.5			J. Pierre	1		
A. Highsmith	7	C. Heyward	1.0			T. Watt	1		
T. Watt	7	C. Wormley	0.5						
D. Bush	6								
C. Wormley	5								
T. Edmunds	3								
J. Haden	3								
A. Maulet	3								
T. Norwood	3								
J. Pierre	3								
C. Sutton	3								
J. Schobert	2								
R. Spillane	2								
I. Buggs	1								
I. Loudermilk	1								

OCTOBER 31, 2021
STEELERS @ CLEVELAND BROWNS
W 15-10

TOP TACKLERS		SACKS		INTS		FORCED FUMBLES		RECOVERED FUMBLES	
PLAYER	NO.	PLAYER	NO.	PLAYER	NO.	PLAYER	NO.	PLAYER	NO.
J. Schobert	9	T. Watt	1.5			J. Schobert	1	T. Watt	1
T. Watt	6	I. Loudermilk	1.0						
D. Bush	5	C. Wormley	1.0						
T. Edmunds	5	C. Heyward	0.5						
M. Fitzpatrick	4								
C. Heyward	4								
A. Highsmith	4								
A. Maulet	4								
C. Wormley	4								
C. Sutton	3								
J. Haden	2								
I. Loudermilk	2								
T. Norwood	2								
I. Buggs	1								
H. Mondeaux	1								
R. Spillane	1								
D. Tuszka	1								

NOVEMBER 8, 2021
STEELERS VS. CHICAGO BEARS
W 29-27

TOP TACKLERS		SACKS		INTS		FORCED FUMBLES		RECOVERED FUMBLES	
PLAYER	NO.	PLAYER	NO.	PLAYER	NO.	PLAYER	NO.	PLAYER	NO.
M. Fitzpatrick	8	T. Watt	3.0	C. Heyward	1				
T. Watt	7								
J. Schobert	5								
T. Edmunds	4								
A. Maulet	4								
D. Bush	3								
T. Charlton	3								
A. Highsmith	3								
C. Sutton	3								
I. Buggs	2								
C. Heyward	2								
H. Mondeaux	2								
J. Haden	1								
T. Norwood	1								
J. Pierre	1								
C. Wormley	1								

NOVEMBER 14, 2021
STEELERS VS. DETROIT LIONS
T 16-16 (OT)

TOP TACKLERS		SACKS		INTS		FORCED FUMBLES		RECOVERED FUMBLES	
PLAYER	NO.	PLAYER	NO.	PLAYER	NO.	PLAYER	NO.	PLAYER	NO.
J. Schobert	13	C. Heyward	2.0						
A. Highsmith	11	T. Edmunds	1.0						
D. Bush	9	T. Watt	1.0						
I. Buggs	5								
T. Edmunds	5								
M. Fitzpatrick	5								
C. Heyward	5								
J. Pierre	5								
T. Watt	5								
T. Charlton	3								
C. Wormley	3								
I. Loudermilk	2								
J. Haden	1								
M. Killebrew	1								
T. Norwood	1								

NOVEMBER 21, 2021
STEELERS @ LOS ANGELES CHARGERS
L 41-37

TOP TACKLERS		SACKS		INTS		FORCED FUMBLES		RECOVERED FUMBLES	
PLAYER	NO.	PLAYER	NO.	PLAYER	NO.	PLAYER	NO.	PLAYER	NO.
C. Sutton	10	A. Highsmith	1.5	C. Sutton	1				
T. Norwood	7	T. Charlton	0.5						
A. Highsmith	6								
J. Pierre	5								
D. Bush	4								
T. Edmunds	4								
J. Schobert	4								
C. Wormley	4								
A. Maulet	3								
D. Archibong	2								
T. Charlton	2								
C. Heyward	2								
K. Joseph	2								
A. Witherspoon	2								
I. Buggs	1								
R. Spillane	1								
D. Tuszka	1								

NOVEMBER 28, 2021
STEELERS @ CINCINNATI BENGALS
L 41-10

TOP TACKLERS		SACKS		INTS		FORCED FUMBLES		RECOVERED FUMBLES	
PLAYER	NO.	PLAYER	NO.	PLAYER	NO.	PLAYER	NO.	PLAYER	NO.
J. Schobert	10	C. Heyward	1.0	M. Fitzpatrick	1				
M. Fitzpatrick	9	C. Wormley	1.0						
C. Heyward	8								
T. Edmunds	6								
A. Maulet	6								
D. Bush	5								
A. Highsmith	5								
J. Pierre	4								
C. Sutton	4								
C. Wormley	4								
T. Charlton	2								
H. Mondeaux	2								
D. Tuszka	2								
T. Watt	2								
I. Loudermilk	1								
T. Norwood	1								
R. Spillane	1								
A. Witherspoon	1								

DECEMBER 5, 2021
STEELERS VS. BALTIMORE RAVENS
W 20-19

TOP TACKLERS		SACKS		INTS		FORCED FUMBLES		RECOVERED FUMBLES	
PLAYER	NO.	PLAYER	NO.	PLAYER	NO.	PLAYER	NO.	PLAYER	NO.
M. Fitzpatrick	9	T. Watt	3.5	M. Fitzpatrick	1	T. Watt	1		
J. Schobert	7	C. Wormley	2.5						
T. Watt	6	C. Heyward	1.0						
A. Witherspoon	5								
C. Wormley	5								
T. Edmunds	4								
C. Heyward	4								
C. Sutton	4								
A. Highsmith	3								
T. Norwood	3								
M. Adams Sr.	2								
D. Bush	2								
J. Layne	2								
A. Maulet	2								
H. Mondeaux	2								
D. Tuszka	2								
T. Charlton	1								
I. Loudermilk	1								

DECEMBER 9, 2021
STEELERS @ MINNESOTA VIKINGS
L 36-28

TOP TACKLERS		SACKS		INTS		FORCED FUMBLES		RECOVERED FUMBLES	
PLAYER	NO.	PLAYER	NO.	PLAYER	NO.	PLAYER	NO.	PLAYER	NO.
D. Bush	8			A. Witherspoon	2				
J. Schobert	7								
M. Fitzpatrick	6								
C. Heyward	6								
T. Edmunds	5								
T. Charlton	4								
C. Sutton	4								
A. Witherspoon	4								
M. Adams Sr.	2								
M. Killebrew	2								
I. Loudermilk	2								
D. Tuszka	2								
C. Wormley	2								
M. Allen	1								
A. Highsmith	1								
J. Layne	1								
A. Maulet	1								
H. Mondeaux	1								
T. Norwood	1								
T. Watt	1								

DECEMBER 19, 2021
STEELERS VS. TENNESSEE TITANS
W 19-13

TOP TACKLERS		SACKS		INTS		FORCED FUMBLES		RECOVERED FUMBLES	
PLAYER	NO.	PLAYER	NO.	PLAYER	NO.	PLAYER	NO.	PLAYER	NO.
M. Fitzpatrick	14	T. Watt	1.5	J. Schobert	1	A. Maulet	1	M. Fitzpatrick	1
T. Edmunds	10	D. Tuszka	1.0			C. Sutton	1	J. Haden	1
J. Schobert	7	C. Wormley	1.0			D. Tuszka	1	T. Watt	1
C. Heyward	6	C. Heyward	0.5						
D. Bush	5								
A. Maulet	5								
T. Watt	5								
C. Wormley	5								
A. Highsmith	4								
I. Loudermilk	4								
R. Spillane	3								
C. Sutton	3								
D. Tuszka	3								
T. Charlton	2								
J. Haden	2								
H. Mondeaux	2								
A. Witherspoon	2								
M. Allen	1								
C. Davis	1								
M. Killebrew	1								
T. Norwood	1								

DECEMBER 26, 2021
STEELERS @ KANSAS CITY CHIEFS
L 36-10

TOP TACKLERS		SACKS		INTS		FORCED FUMBLES		RECOVERED FUMBLES	
PLAYER	NO.	PLAYER	NO.	PLAYER	NO.	PLAYER	NO.	PLAYER	NO.
R. Spillane	13	C. Heyward	1.0			A. Highsmith	1		
M. Fitzpatrick	12	A. Highsmith	1.0						
J. Schobert	10								
C. Heyward	6								
I. Loudermilk	6								
T. Edmunds	5								
A. Highsmith	5								
J. Haden	4								
A. Maulet	4								
C. Davis	3								
M. Adams Sr.	2								
T. Charlton	1								
U. Gilbert III	1								
H. Mondeaux	1								
T. Norwood	1								
D. Tuszka	1								
T. Watt	1								

JANUARY 3, 2022
STEELERS VS. CLEVELAND BROWNS
W 26-14

TOP TACKLERS		SACKS		INTS		FORCED FUMBLES		RECOVERED FUMBLES	
PLAYER	NO.	PLAYER	NO.	PLAYER	NO.	PLAYER	NO.	PLAYER	NO.
R. Spillane	8	T. Watt	4.0	T. Norwood	1				
A. Highsmith	7	A. Highsmith	2.0	A. Witherspoon	1				
T. Edmunds	5	C. Heyward	1.0						
T. Watt	5	H. Mondeaux	1.0						
M. Allen	4	D. Tuszka	1.0						
M. Fitzpatrick	4								
J. Haden	4								
C. Heyward	4								
T. Norwood	3								
H. Mondeaux	2								
C. Sutton	2								
D. Tuszka	2								
U. Gilbert III	1								
I. Loudermilk	1								

JANUARY 9, 2022
STEELERS @ BALTIMORE RAVENS
W 16-13 (OT)

TOP TACKLERS		SACKS		INTS		FORCED FUMBLES		RECOVERED FUMBLES	
PLAYER	NO.	PLAYER	NO.	PLAYER	NO.	PLAYER	NO.	PLAYER	NO.
C. Wormley	7	C. Heyward	1.0	T. Edmunds	1	T. Watt	1	H. Mondeaux	1
M. Fitzpatrick	6	T. Watt	1.0	C. Sutton	1				
C. Heyward	6	C. Wormley	1.0						
C. Sutton	5								
T. Watt	5								
D. Bush	4								
J. Haden	4								
A. Highsmith	4								
A. Maulet	4								
J. Schobert	4								
R. Spillane	4								
T. Edmunds	3								
M. Adams Sr.	2								
M. Killebrew	2								
M. Allen	1								
I. Loudermilk	1								
H. Mondeaux	1								
A. Witherspoon	1								

(AS OF SEP 6, 2022, 7:36 AM EDT)														2021 : REGULAR SEASON			
DATE	OPPONENT	TT	SOLO	ASST	SACKS	SACK YDS	INTS	INT YDS	PD	DTD	DS	TFL	QBH	FF	FR		
9/12	at Buffalo	74	49	25	3	16.0	0	0.0	6	1	0	5	8	4	1		
9/19	Las Vegas	65	45	20	2	9.0	0	0.0	4	0	0	6	5	1	0		
9/26	Cincinnati	43	25	18	0	0.0	1	15.0	2	0	0	2	0	0	0		
10/3	at Green Bay	65	44	21	3	12.0	0	0.0	4	0	0	7	7	1	1		
10/10	Denver	51	34	17	2	20.0	1	0.0	7	0	0	4	5	0	0		
10/17	Seattle	67	43	24	5	44.0	0	0.0	5	0	0	10	8	3	1		
10/31	at Cleveland	58	39	19	4	15.0	0	0.0	2	0	0	4	6	1	1		
11/8	Chicago	50	35	15	3	13.0	1	0.0	4	0	0	3	8	0	0		
11/14	Detroit	74	47	27	4	37.0	0	0.0	4	0	0	9	6	0	0		
11/21	at L.A. Chargers	60	45	15	2	8.0	1	4.0	4	0	0	2	5	0	0		
11/28	at Cincinnati	73	42	31	2	18.0	1	18.0	3	0	0	7	3	0	0		
12/5	Baltimore	64	49	15	7	34.0	1	0.0	4	0	0	9	10	1	0		
12/9	at Minnesota	61	36	25	0	0.0	2	45.0	8	0	0	4	6	0	0		
12/19	Tennessee	86	61	25	4	36.0	1	23.0	3	0	0	4	8	3	3		
12/26	at Kansas City	76	36	40	2	4.0	0	0.0	2	0	0	3	3	1	0		
1/3	Cleveland	52	37	15	9	46.0	2	0.0	11	0	0	10	11	0	0		
1/9	at Baltimore	64	47	17	3	9.0	2	0.0	7	0	0	5	7	1	1		
2021 TOTALS		1,083	714	369	55	321.0	13	105.0	80	1	0	94	106	16	8		

AMERICAN FOOTBALL CONFERENCE						
	OFFENSE			DEFENSE		
	TOTAL	RUSH	PASS	TOTAL	RUSH	PASS
Baltimore Ravens	4	2	6	13	*1	16
Buffalo Bills	3	5	5	*1	6	*1
Cincinnati Bengals	6	11	4	9	3	13
Cleveland Browns	10	3	15	3	5	3
Denver Broncos	11	7	10	4	8	4
Houston Texans	16	16	16	15	15	11
Indianapolis Colts	8	*1	14	8	4	10
Jacksonville Jaguars	15	10	12	10	12	9
Kansas City Chiefs	*1	8	2	14	10	14
Las Vegas Raiders	5	13	3	6	9	7
Los Angeles Chargers	2	9	*1	11	14	6
Miami Dolphins	13	15	9	7	7	8
New England Patriots	7	6	7	2	11	2
New York Jets	14	12	11	16	13	15
Pittsburgh Steelers	12	14	8	12	16	5
Tennessee Titans	9	4	13	5	2	12
NATIONAL FOOTBALL CONFERENCE						
	OFFENSE			DEFENSE		
	TOTAL	RUSH	PASS	TOTAL	RUSH	PASS
Arizona Cardinals	4	4	5	7	11	4
Atlanta Falcons	14	16	8	13	15	9
Carolina Panthers	15	12	13	*1	10	2
Chicago Bears	12	7	14	3	12	*1
Dallas Cowboys	*1	3	2	10	8	10
Detroit Lions	11	11	9	15	16	13
Green Bay Packers	6	10	4	5	7	5
Los Angeles Rams	5	14	3	9	3	12
Minnesota Vikings	7	9	6	16	14	14
New Orleans Saints	13	8	16	4	2	7
New York Giants	16	13	15	11	13	8
Philadelphia Eagles	8	*1	12	6	6	6
San Francisco 49ers	3	2	7	2	4	3
Seattle Seahawks	9	5	11	14	9	16
Tampa Bay Buccaneers	2	15	*1	8	*1	11
Washington Commanders	10	6	10	12	5	15
NATIONAL FOOTBALL LEAGUE						
	OFFENSE			DEFENSE		
	TOTAL	RUSH	PASS	TOTAL	RUSH	PASS
Arizona Cardinals	8	10	10	11	20	7
Atlanta Falcons	29	31	16	26	27	18
Baltimore Ravens	6	3	13	25	*1	32
Buffalo Bills	5	6	9	*1	13	*1
Carolina Panthers	30	20	29	2	18	4
Chicago Bears	24	14	30	6	23	T 3
Cincinnati Bengals	13	23	7	18	5	26
Cleveland Browns	18	4	27	5	12	5
Dallas Cowboys	*1	9	2	T 19	16	20
Denver Broncos	19	13	19	8	15	8
Detroit Lions	22	19	18	29	28	24
Green Bay Packers	10	18	8	9	11	10
Houston Texans	32	32	28	31	31	23
Indianapolis Colts	16	2	26	16	10	19
Jacksonville Jaguars	27	22	22	20	23	T 17
Kansas City Chiefs	3	16	4	27	21	27
Las Vegas Raiders	11	28	6	14	19	13
Los Angeles Chargers	4	21	2	T 23	30	12
Los Angeles Rams	9	25	5	17	6	22
Miami Dolphins	25	30	17	15	14	16
Minnesota Vikings	12	17	11	30	26	28
New England Patriots	15	8	14	4	22	2
New Orleans Saints	28	15	32	7	4	14
New York Giants	31	24	31	21	25	15
New York Jets	26	27	20	32	29	30
Philadelphia Eagles	14	*1	25	10	9	11
Pittsburgh Steelers	23	29	15	24	32	9
San Francisco 49ers	7	7	12	3	7	6
Seattle Seahawks	20	11	23	28	17	31
Tampa Bay Buccaneers	2	26	*1	13	3	21
Tennessee Titans	17	5	24	12	2	25
Washington Commanders	21	12	21	22	8	29
* = NFL leader T = Tied for position						

2021 REGULAR SEASON																																											
NFL												AFC																															
		OFFENSE						POINTS				DEFENSE						POINTS						OFFENSE						POINTS				DEFENSE						POINTS			
DATE	OPPONENT	TOTAL	RUSH	PASS	SCORED	TOTAL	RUSH	PASS	SCORED	TOTAL	RUSH	PASS	SCORED	DATE	OPPONENT	TOTAL	RUSH	PASS	SCORED	TOTAL	RUSH	PASS	SCORED	DATE	OPPONENT	TOTAL	RUSH	PASS	SCORED	TOTAL	RUSH	PASS	SCORED	TOTAL	RUSH	PASS	SCORED						
09/12	at Buffalo	T-29	23	28	18	13	18	T-14	T-7	09/12	at Buffalo	T-14	13	15	8	5	9	T-6	T-2	09/12	at Buffalo	T-14	13	15	8	5	9	T-6	T-2	09/12	at Buffalo	T-14	13	15	8	5	9	T-6	T-2				
09/19	Las Vegas	28	32	18	T-24	22	10	29	9	09/19	Las Vegas	15	16	8	T-11	12	5	15	5	09/19	Las Vegas	15	16	8	T-11	12	5	15	5	09/19	Las Vegas	15	16	8	T-11	12	5	15	5				
09/26	Cincinnati	25	32	13	28	13	10	20	12	09/26	Cincinnati	13	16	6	14	7	6	12	7	09/26	Cincinnati	13	16	6	14	7	6	12	7	09/26	Cincinnati	13	16	6	14	7	6	12	7				
10/03	at Green Bay	27	32	16	T-28	16	11	19	13	10/03	at Green Bay	13	16	6	T-13	9	7	11	8	10/03	at Green Bay	13	16	6	T-13	9	7	11	8	10/03	at Green Bay	13	16	6	T-13	9	7	11	8				
10/10	Denver	27	31	19	27	16	9	19	10	10/10	Denver	13	15	7	12	7	5	10	5	10/10	Denver	13	15	7	12	7	5	10	5	10/10	Denver	13	15	7	12	7	5	10	5				
10/17	Seattle	25	29	17	25	12	T-9	15	12	10/17	Seattle	12	13	8	12	5	T-6	7	7	10/17	Seattle	12	13	8	12	5	T-6	7	7	10/17	Seattle	12	13	8	12	5	T-6	7	7				
[bye]	--	27	29	15	26	13	12	15	12	[bye]	--	13	13	8	12	6	8	7	6	[bye]	--	13	13	8	12	6	8	7	6	[bye]	--	13	13	8	12	6	8	7	6				
10/31	at Cleveland	24	28	16	26	11	12	13	7	10/31	at Cleveland	13	12	8	12	4	7	6	4	10/31	at Cleveland	13	12	8	12	4	7	6	4	10/31	at Cleveland	13	12	8	12	4	7	6	4				
11/08	Chicago	25	28	17	23	14	15	15	T-8	11/08	Chicago	14	13	9	12	6	10	7	4	11/08	Chicago	14	13	9	12	6	10	7	4	11/08	Chicago	14	13	9	12	6	10	7	4				
11/14	Detroit	24	26	17	26	T-12	25	9	8	11/14	Detroit	14	12	9	12	5	12	5	4	11/14	Detroit	14	12	9	12	5	12	5	4	11/14	Detroit	14	12	9	12	5	12	5	4				
11/21	at L.A. Chargers	22	27	14	20	23	26	15	14	11/21	at L.A. Chargers	13	12	8	11	12	12	7	6	11/21	at L.A. Chargers	13	12	8	11	12	12	7	6	11/21	at L.A. Chargers	13	12	8	11	12	12	7	6				
11/28	at Cincinnati	22	28	15	22	25	28	12	23	11/28	at Cincinnati	13	13	9	12	14	14	6	11	11/28	at Cincinnati	13	13	9	12	14	14	6	11	11/28	at Cincinnati	13	13	9	12	14	14	6	11				
12/05	Baltimore	22	29	15	21	22	27	14	21	12/05	Baltimore	13	13	8	11	12	13	8	10	12/05	Baltimore	13	13	8	11	12	13	8	10	12/05	Baltimore	13	13	8	11	12	13	8	10				
12/09	at Minnesota	21	28	13	T-21	27	30	14	22	12/09	at Minnesota	12	12	7	12	14	14	8	11	12/09	at Minnesota	12	12	7	12	14	14	8	11	12/09	at Minnesota	12	12	7	12	14	14	8	11				
12/19	Tennessee	21	31	14	20	27	31	12	22	12/19	Tennessee	12	15	7	11	14	15	6	11	12/19	Tennessee	12	15	7	11	14	15	6	11	12/19	Tennessee	12	15	7	11	14	15	6	11				
12/26	at Kansas City	22	29	14	22	26	32	13	22	12/26	at Kansas City	13	14	7	12	14	16	7	11	12/26	at Kansas City	13	14	7	12	14	16	7	11	12/26	at Kansas City	13	14	7	12	14	16	7	11				
01/03	Cleveland	24	28	16	21	21	31	12	22	01/03	Cleveland	13	13	9	11	10	15	6	11	01/03	Cleveland	13	13	9	11	10	15	6	11	01/03	Cleveland	13	13	9	11	10	15	6	11				
01/09	at Baltimore	23	29	15	21	24	32	9	20	01/09	at Baltimore	12	14	8	11	12	16	5	11	01/09	at Baltimore	12	14	8	11	12	16	5	11	01/09	at Baltimore	12	14	8	11	12	16	5	11				

*Points per game

2021 REGULAR SEASON STEELERS GAME-BY-GAME OFFENSE																		
	09/12	09/19	09/26	10/03	10/10	10/17	10/31	11/08	11/14	11/21	11/28	12/05	12/09	12/19	12/26	01/03	01/09	
	@ BUF	LV	CIN	@ GB	DEN	SEA	@ CLE	CHI	DET	@ LAC	@ CIN	BAL	@ MIN	TEN	@ KC	CLE	@ BAL	Totals
FIRST DOWNS																		
Total	16	17	21	17	19	22	21	20	22	22	16	17	22	12	20	20	19	323
Rushing	4	3	2	5	5	6	7	8	7	5	1	4	7	2	6	8	5	85
Passing	9	13	16	11	12	14	13	8	13	14	15	11	11	7	13	10	14	204
Penalty	3	1	3	1	2	2	1	4	2	3	0	2	4	3	1	2	0	34
THIRD DOWNS																		
Attempts	12	12	19	11	12	14	13	17	17	15	13	12	13	11	13	18	17	239
Converted	4	5	9	4	7	5	4	6	7	8	7	5	4	2	5	5	6	93
Percentage	33.3%	41.7%	47.4%	36.4%	58.3%	35.7%	30.8%	35.3%	41.2%	53.3%	53.8%	41.7%	30.8%	18.2%	38.5%	27.8%	35.3%	38.9
FOURTH DOWNS																		
Attempts	0	1	2	2	0	0	4	2	0	2	0	0	2	0	3	2	1	21
Converted	0	0	0	0	0	0	2	2	0	0	0	0	2	0	2	1	1	10
Percentage	0	0.0%	0.0%	0.0%	0	0	50.0%	100.0%	0	0.0%	0	0	100.0%	0	66.7%	50.0%	100.0%	47.6%
TOT. OFFENSE																		
Net Yards	252	331	342	282	391	345	370	280	387	300	301	321	375	168	303	299	314	5,361
Plays	55	56	77	58	61	71	69	66	81	65	59	57	69	45	70	79	75	1,113
Avg./Play	4.6	5.9	4.4	4.9	6.4	4.9	5.4	4.2	4.8	4.6	5.1	5.6	5.4	3.7	4.3	3.8	4.2	4.8
RUSHING																		
Net Yards	75	39	45	62	147	119	115	105	145	55	51	85	106	35	130	190	79	1,583
Rush. Att.	21	14	15	16	35	30	32	32	31	18	15	25	24	17	25	31	30	411
Avg./Att.	3.6	2.8	3.0	3.9	4.2	4.0	3.6	3.3	4.7	3.1	3.4	3.4	4.4	2.1	5.2	6.1	2.6	3.9
PASSING																		
Net Yards	177	292	297	220	244	226	255	175	242	245	250	236	269	133	173	109	235	3,778
Attempts	32	40	58	40	25	40	35	30	50	44	41	31	40	25	43	46	44	664
Completions	18	27	38	26	15	29	22	21	30	28	24	21	28	16	28	24	30	425
Intercepted	0	1	2	1	0	0	0	0	1	0	2	0	1	0	1	1	1	11
Gross Yards	188	295	318	232	253	229	266	205	242	273	263	236	308	148	194	123	244	4,017
Sacked	2.0	2.0	4.0	2.0	1.0	1.0	2.0	4.0	0.0	3.0	3.0	1.0	5.0	3.0	2.0	2.0	1.0	38.0
Yards Lost	11	3	21	12	9	3	11	30	0	28	13	0	39	15	21	14	9	239
ADVANCES																		
Rushes	21	14	15	16	35	30	32	32	31	18	15	25	24	17	25	31	30	411
Completions	18	27	38	26	15	29	22	21	30	28	24	21	28	16	28	24	30	425
Totals	39	41	53	42	50	59	54	53	61	46	39	46	52	33	53	55	60	836
Total Drives	11	11	11	11	10	13	10	12	14	11	12	10	14	12	11	14	15	202
PENALTIES																		
Number	5	5	10	5	8	5	8	5	7	8	4	5	10	5	5	5	6	106
Yards	32	43	73	34	59	38	65	30	59	38	30	81	85	30	40	51	43	831
FUMBLES																		
Number	1	1	1	1	1	1	1	1	3	1	2	0	1	0	2	2	0	19
Lost	0	0	0	1	1	1	0	1	2	0	1	0	0	0	2	0	0	9
PUNTING																		
Yards	207	197	162	102	119	335	176	196	280	46	190	217	258	199	121	244	298	3,347
Punts	5	4	4	3	2	7	4	5	6	1	5	5	6	5	2	5	8	77
Net Avg.	41.2	42.8	38.3	34.0	46.5	42.1	43.8	35.2	31.5	47.0	34.6	41.0	37.8	30.2	41.5	43.0	37.3	38.4
Gross Avg.	41.4	49.3	40.5	34.0	59.5	47.9	44.0	39.2	46.7	46.0	38.0	43.4	43.0	39.8	60.5	48.8	37.3	43.5
SCORING																		
Points	23	17	10	17	27	23	15	29	16	37	10	20	28	19	10	26	16	343
Q1	0	0	0	7	7	0	0	7	7	3	3	0	0	0	0	0	3	37
Q2	0	7	7	3	10	14	3	7	3	7	0	3	0	3	0	10	0	77
Q3	6	0	0	0	7	3	6	6	3	0	0	0	7	7	3	3	3	54
Q4	17	10	3	7	3	3	6	9	3	27	7	17	21	9	7	13	7	169
OT	0	0	0	0	0	3	0	0	0	0	0	0	0	0	0	0	3	6
TD Rushing	0	1	0	1	1	1	1	1	0	1	0	0	1	1	0	1	0	10
TD Passing	1	1	1	1	2	1	1	2	1	3	1	2	3	0	1	1	1	23
TD KO Returns	0	0	0	0	0	0	0	0	0	0	0	0	0	0	0	0	0	0
TD Punt Returns	0	0	0	0	0	0	0	0	0	0	0	0	0	0	0	0	0	0
TD Sp. Teams	1	0	0	0	0	0	0	0	0	0	0	0	0	0	0	0	0	1
TD Def. Returns	0	0	0	0	0	0	0	0	0	0	0	0	0	0	0	0	0	0
FG Attempts	3	1	2	1	2	3	1	3	3	3	1	2	1	5	2	4	3	40
FG Made	3	1	1	1	2	3	1	3	3	3	1	2	0	4	1	4	3	36
Safety	0	0	0	0	0	0	0	0	0	0	0	0	0	0	0	0	0	0
2-Pt Attempts	0	0	0	0	0	0	2	0	0	0	0	1	2	0	0	0	0	5
2-Pt Made	0	0	0	0	0	0	0	0	0	0	0	1	1	0	0	0	0	2
Time of Possession	26:43	25:38	35:22	25:19	33:02	37:33	31:45	34:05	36:48	28:14	24:40	23:30	29:32	20:52	25:18	34:55	36:48	510:04

2021 REGULAR SEASON STEELERS GAME-BY-GAME DEFENSE																			
	09/12	09/19	09/26	10/03	10/10	10/17	10/31	11/08	11/14	11/21	11/28	12/05	12/09	12/19	12/26	01/03	01/09		
	@ BUF	LV	CIN	@ GB	DEN	SEA	@ CLE	CHI	DET	@ LAC	@ CIN	BAL	@ MIN	TEN	@ KC	CLE	@ BAL	Totals	
FIRST DOWNS																			
Total	22	22	12	23	17	18	19	20	17	33	25	22	22	22	25	15	20	354	
Rushing	8	4	4	9	3	8	7	7	10	9	13	7	13	14	9	5	14	144	
Passing	13	17	7	13	14	9	10	11	5	19	11	12	8	8	16	8	5	186	
Penalty	1	1	1	1	0	1	2	2	2	5	1	3	1	0	0	2	1	24	
THIRD DOWNS																			
Attempts	18	13	9	15	12	12	10	12	18	12	11	16	14	18	11	17	14	232	
Converted	8	5	3	9	2	3	3	4	4	7	5	8	5	8	4	5	3	86	
Percentage	44.4%	38.5%	33.3%	60.0%	16.7%	25.0%	30.0%	33.3%	22.2%	58.3%	45.5%	50.0%	35.7%	44.4%	36.4%	29.4%	21.4%	37.1%	
FOURTH DOWNS																			
Attempts	3	1	0	1	4	0	2	0	2	1	1	0	1	2	1	3	2	24	
Converted	1	1	0	0	3	0	0	0	2	0	1	0	1	1	1	1	1	13	
Percentage	33.3%	100.0%	0	0.0%	75.0%	0	0.0%	0	100.0%	0.0%	100.0%	0	100.0%	50.0%	100.0%	33.3%	50.0%	54.2%	
TOT. OFFENSE																			
Net Yards	371	425	268	367	374	309	306	414	306	533	370	326	458	318	381	232	381	6,139	
Plays	79	64	42	72	58	64	58	58	68	69	65	69	67	78	67	67	71	1,116	
Avg./Play	4.7	6.6	6.4	5.1	6.4	4.8	5.3	7.1	4.5	7.7	5.7	4.7	6.8	4.1	5.7	3.5	5.4	5.5	
RUSHING																			
Net Yards	117	52	96	131	106	144	96	136	229	159	198	107	242	201	127	93	249	2,483	
Rush. Att.	25	25	24	33	18	27	23	26	39	26	38	25	36	42	35	20	36	498	
Avg./Att.	4.7	2.1	4.0	4.0	5.9	5.3	4.2	5.2	5.9	6.1	5.2	4.3	6.7	4.8	3.6	4.7	6.9	5.0	
PASSING																			
Net Yards	254	373	172	236	268	165	210	278	77	374	172	219	216	117	254	139	132	3,656	
Attempts	51	37	18	36	38	32	31	29	25	41	25	37	31	32	30	38	32	563	
Completions	30	28	14	20	24	23	20	17	14	30	20	23	14	23	23	16	16	355	
Intercepted	0	0	1	0	1	0	0	1	0	1	1	1	2	1	0	2	2	13	
Gross Yards	270	382	172	248	288	209	225	291	114	382	190	253	216	153	258	185	141	3,977	
Sacked	3.0	2.0	0.0	3.0	2.0	5.0	4.0	3.0	4.0	2.0	2.0	7.0	0.0	4.0	2.0	9.0	3.0	55.0	
Yards Lost	16	9	0	12	20	44	15	13	37	8	18	34	0	36	4	46	9	321	
ADVANCES																			
Rushes	25	25	24	33	18	27	23	26	39	26	38	25	36	42	35	20	36	498	
Completions	30	28	14	20	24	23	20	17	14	30	20	23	14	23	23	16	16	355	
Totals	55	53	38	53	42	50	43	43	53	56	58	48	50	65	58	36	52	853	
Total Drives	11	10	12	11	9	14	9	12	15	11	10	10	13	11	10	13	14	195	
PENALTIES																			
Number	8	5	10	3	7	6	5	12	8	12	3	10	11	7	5	10	1	123	
Yards	81	40	89	25	67	45	30	115	84	75	18	55	102	68	41	77	5	1,017	
FUMBLES																			
Number	4	2	0	1	0	3	1	1	0	0	0	1	0	5	3	0	2	23	
Lost	1	0	0	1	0	1	1	1	0	0	0	0	0	3	0	0	1	9	
PUNTING																			
Yards	137	190	241	138	176	364	197	234	464	0	139	203	146	143	91	342	268	3,473	
Punts	4	4	5	3	4	8	4	5	10	1	3	4	3	3	2	8	7	78	
Net Avg.	22.4	37.3	45.4	41.3	44.0	36.9	42.0	41.2	37.0	0.0	45.3	42.5	46.0	34.7	35.5	34.8	34.1	38.0	
Gross Avg.	34.3	47.5	48.2	46.0	44.0	45.5	49.3	46.8	46.4	0.0	46.3	50.8	48.7	47.7	45.5	42.8	38.3	44.5	
SCORING																			
Points	16	26	24	27	19	20	10	27	16	41	41	19	36	13	36	14	13	398	
Q1	3	3	7	0	3	0	3	0	0	7	10	0	6	10	14	0	0	66	
Q2	7	6	7	17	3	0	0	3	10	10	21	7	17	3	9	0	3	123	
Q3	0	7	10	10	0	14	7	3	6	10	3	3	6	0	7	7	7	100	
Q4	6	10	0	0	13	6	0	21	0	14	7	9	7	0	6	7	3	109	
OT	0	0	0	0	0	0	0	0	0	0	0	0	0	0	0	0	0	0	
TD Rushing	0	0	0	1	0	1	1	1	2	2	3	1	2	1	1	0	1	17	
TD Passing	1	2	3	2	2	1	0	1	0	3	1	1	2	0	3	2	0	24	
TD KO Returns	0	0	0	0	0	0	0	0	0	0	0	0	0	0	0	0	0	0	
TD Punt Returns	0	0	0	0	0	0	0	0	0	0	0	0	0	0	0	0	0	0	
TD Sp. Teams	0	0	0	0	0	0	0	1	0	0	0	0	0	0	0	0	0	1	
TD Def. Returns	0	0	0	0	0	0	0	0	0	0	1	0	0	0	0	0	0	1	
FG Attempts	3	4	1	2	2	2	1	3	2	2	2	2	4	2	4	0	2	38	
FG Made	3	4	1	2	2	2	1	2	1	2	2	2	3	2	3	0	2	34	
Safety	0	0	0	0	0	0	0	0	0	0	0	0	0	0	0	0	0	0	
2-PT Attempts	0	0	0	0	1	0	0	0	0	0	0	1	0	0	0	0	0	2	
2-PT Made	0	0	0	0	0	0	0	0	0	0	0	0	0	0	0	0	0	0	
Time of Possession	33:17	34:22	24:38	34:41	26:58	29:37	28:15	25:55	33:12	31:46	35:20	36:30	30:28	39:08	34:42	25:05	31:16	535:10	

2021 REGULAR SEASON - DEFENSIVE TAKEAWAYS						
DATE	OPPONENT	TAKEAWAY	QTR.	SCORE	YD-LINE	RESULT
09/12	at Buffalo	C. Heyward FR (T. Watt FF)	2	0-3	PIT-45	Punt
09/19	Las Vegas	None				
09/26	Cincinnati	T. Edmunds INT (J. Burrow)	1	0-0	PIT-29	INT
10/03	at Green Bay	T. Watt FR (C. Wormley FF)	3	10-27	PIT-35	Punt
10/10	Denver	J. Pierre INT (T. Bridgewater: touchback)	4	27-19	PIT-(-8)	EOG
10/17	Seattle	D. Bush FR (T. Watt FF)	5	20-20	SEA-16	FG
10/31	at Cleveland	T. Watt FR (J. Schobert FF)	4	15-10	PIT-20	Punt
11/08	Chicago	C. Heyward INT (J. Fields)	1	7-0	CHI-36	TD
11/14	Detroit	None				
11/21	at L.A. Chargers	C. Sutton INT (J. Herbert)	4	27-34	LAC-15	TD
11/28	at Cincinnati	M. Fitzpatrick INT (J. Burrow)	2	3-24	PIT-3	INT
12/05	Baltimore	M. Fitzpatrick INT (L. Jackson: touchback)	1	0-0	PIT-(-5)	Punt
12/09	at Minnesota	A. Witherspoon INT (K. Cousins)	3	7-29	MIN-46	TD
		A. Witherspoon INT (K. Cousins)	4	20-36	PIT-38	TD
12/19	Tennessee	M. Fitzpatrick FR (A. Maulet FF)	2	0-10	TEN-35	FG
		J. Haden FR (C. Sutton FF)	3	10-13	TEN-41	FG
		J. Schobert INT (R. Tannehill)	4	13-13	PIT-46	FG
		T. Watt FR (R. Tannehill fumble)	4	16-13	TEN-35	FG
12/26	at Kansas City	None				
01/03	Cleveland	A. Witherspoon INT (B. Mayfield)	2	7-0	CLV-43	FG
		T. Norwood INT (B. Mayfield)	4	26-14	CLV-37	EOG
01/09	at Baltimore	H. Mondeaux FR (T. Watt FF)	1	0-0	BLT-39	FG
		T. Edmunds INT (T. Huntley)	1	3-0	PIT-34	INT
		C. Sutton INT (T. Huntley: touchback)	4	6-10	PIT-(-6)	Punt

2021 REGULAR SEASON - OFFENSIVE GIVEAWAYS						
DATE	OPPONENT	TAKEAWAY	QTR.	SCORE	YD-LINE	RESULT
09/12	at Buffalo	None				
09/19	Las Vegas	B. Roethlisberger INT (T. Mullen Jr.)	1	0-0	LV-43	FG
09/26	Cincinnati	B. Roethlisberger INT (L. Wilson)	1	0-0	PIT-42	TD
		B. Roethlisberger INT (L. Wilson)	3	7-17	PIT-32	TD
10/03	at Green Bay	B. Roethlisberger fumble (K. Keke FF; K. Clark FR)	2	7-7	PIT-23	TD
		B. Roethlisberger INT (E. Stokes)	4	17-27	GB-42	EOG
10/10	Denver	B. Roethlisberger fumble (M. Reed FF; A. Johnson FR)	1	7-0	PIT-39	FG
10/17	Seattle	B. Roethlisberger fumble (K. Hyder Jr. FR)	4	17-17	PIT-35	Punt
10/31	at Cleveland	None				
11/08	Chicago	None				
11/14	Detroit	M. Rudolph INT (J. Okwara)	1	7-0	DET-39	Punt
		D. Johnson fumble (M. Gilbert FF; A. Oruware FR)	5	16-16	DET-45	Missed FG
		P. Friermuth fumble (W. Harris FF; T. Flowers FR)	5	16-16	DET-38	EOG
11/21	at L.A. Chargers	None				
11/28	at Cincinnati	B. Roethlisberger INT (E. Apple)	1	0-7	CIN-45	FG
		B. Roethlisberger INT (M. Hilton)	2	3-31	PIT-24	TD
		B. Roethlisberger fumble (T. Hendrickson FF; S. Hubbard FR)	3	3-31	PIT-45	FG
12/05	Baltimore	None				
12/09	at Minnesota	B. Roethlisberger INT (B. Breeland)	3	0-26	PIT-48	FG
12/19	Tennessee	None				
12/26	at Kansas City	B. Roethlisberger INT (C. Ward)	1	0-7	PIT-49	TD
		D. Johnson fumble (T. Mathieu FR)	3	0-23	KC-49	TD
		B. Roethlisberger fumble (T. Wharton FF; J. Reed FR)	4	3-33	PIT-17	FG
01/03	Cleveland	B. Roethlisberger INT (A. Green)	3	10-0	CLV-42	Punt
01/09	at Baltimore	B. Roethlisberger INT (G. Stone)	1	3-0	BLT-25	Downs

2021 REGULAR SEASON - SPECIAL TEAMS/MISC TAKEAWAYS						
DATE	OPPONENT	TAKEAWAY	QTR.	SCORE	YD-LINE	RESULT
11/08	Chicago	C. Boswell FR (J. Pierre FF)	4	23-13	CHI-42	Punt

2021 REGULAR SEASON - SPECIAL TEAMS/MISC GIVEAWAYS						
DATE	OPPONENT	TAKEAWAY	QTR.	SCORE	YD-LINE	RESULT
11/08	Chicago	R. McCloud fumble (J. Iyiebuniwe FF; D. Houston-Carson FR)	4	23-20	PIT-25	TD

2021 REGULAR SEASON - TURNOVERS		
Offense:	19 Giveaways 60 Points (6 TD, 6 FG)	Ratio +2 (22 takes, 20 gives)
Defense:	21 Takeaways 50 Points (4 TD, 7 FG)	
Special Teams:	1 Giveaway 7 Points (1 TD, 0 FG) 1 Takeaway 0 Points (0 TD, 0 FG)	Points Off Turnovers Ratio -17 (50 scored, 67 allowed)

		FORCED TURNOVERS			TURNOVERS CONVERTED					OUTCOME	
DATE	OPPONENT	FUM	INTS	TOTAL	TD	FG	PTS.	PTS. PCT.	TD PCT.	NET DIFF.	RESULT
09/12	Pittsburgh	1	0	1	0	0	0	0.0	0.0	+1	W
	at Buffalo	0	0	0	0	0	0	0.0	0.0	-1	L
09/19	Pittsburgh	0	0	0	0	0	0	0.0	0.0	-1	L
	Las Vegas	0	1	1	0	1	3	100.0	0.0	+1	W
09/26	Pittsburgh	0	1	1	0	0	0	0.0	0.0	-1	L
	Cincinnati	0	2	2	2	0	14	100.0	100.0	+1	W
10/03	Pittsburgh	1	0	1	0	0	0	0.0	0.0	-1	L
	at Green Bay	1	1	2	1	0	7	50.0	100.0	+1	W
10/10	Pittsburgh	0	1	1	0	0	0	0.0	0.0	0	W
	Denver	1	0	1	0	1	3	100.0	0.0	0	L
10/17	Pittsburgh	1	0	1	0	1	3	100.0	0.0	0	W
	Seattle	1	0	1	0	0	0	0.0	0.0	0	L
10/31	Pittsburgh	1	0	1	0	0	0	0.0	0.0	+1	W
	at Cleveland	0	0	0	0	0	0	0.0	0.0	-1	L
11/08	Pittsburgh	1	1	2	1	0	7	50.0	100.0	+1	W
	Chicago	1	0	1	1	0	7	100.0	100.0	-1	L
11/14	Pittsburgh	0	0	0	0	0	0	0.0	0.0	-3	T-16
	Detroit	2	1	3	0	0	0	0.0	0.0	+3	T
11/21	Pittsburgh	0	1	1	1	0	7	100.0	100.0	+1	L
	at L.A. Chargers	0	0	0	0	0	0	0.0	0.0	-1	W
11/28	Pittsburgh	0	1	1	0	0	0	0.0	0.0	-2	L
	at Cincinnati	1	2	3	1	2	13	100.0	33.3	+2	W
12/05	Pittsburgh	0	1	1	0	0	0	0.0	0.0	+1	W
	Baltimore	0	0	0	0	0	0	0.0	0.0	-1	L
12/09	Pittsburgh	0	2	2	2	0	15	100.0	100.0	+1	L
	at Minnesota	0	1	1	0	1	3	100.0	0.0	-1	W
12/19	Pittsburgh	3	1	4	0	4	12	100.0	0.0	+4	W
	Tennessee	0	0	0	0	0	0	0.0	0.0	-4	L
12/26	Pittsburgh	0	0	0	0	0	0	0.0	0.0	-3	L
	at Kansas City	2	1	3	2	1	17	100.0	66.7	+3	W
01/03	Pittsburgh	0	2	2	0	1	3	50.0	0.0	+1	W
	Cleveland	0	1	1	0	0	0	0.0	0.0	-1	L
01/09	Pittsburgh	1	2	3	0	1	3	33.3	0.0	+2	W
	at Baltimore	0	1	1	0	0	0	0.0	0.0	-2	L
	STEELERS	9	13	22	4	7	50	50.0	36.4	+2	9-7
	OPPONENTS	9	11	20	7	6	67	65.0	53.8	-2	7-9

2021 REGULAR SEASON INDIVIDUAL GAME-BY-GAME STATS														
PASSING:		CHRIS BOSWELL												
DATE	OPP.	ATT	CMP	YDS	CMP%	Y/A	Y/C	TD	TD%	INT	INT%	LG	SK/YD	RATE
09/12	at Buffalo	0	0	0	0.0%	0.0	0.0	0	0.0%	0	0.0%	0	0/0	0.0
09/19	Las Vegas	0	0	0	0.0%	0.0	0.0	0	0.0%	0	0.0%	0	0/0	0.0
09/26	Cincinnati	0	0	0	0.0%	0.0	0.0	0	0.0%	0	0.0%	0	0/0	0.0
10/03	at Green Bay	0	0	0	0.0%	0.0	0.0	0	0.0%	0	0.0%	0	0/0	0.0
10/10	Denver	0	0	0	0.0%	0.0	0.0	0	0.0%	0	0.0%	0	0/0	0.0
10/17	Seattle	0	0	0	0.0%	0.0	0.0	0	0.0%	0	0.0%	0	0/0	0.0
10/31	at Cleveland	1	0	0	0.0%	0.0	0.0	0	0.0%	0	0.0%	0	0/0	39.6
11/08	Chicago	0	0	0	0.0%	0.0	0.0	0	0.0%	0	0.0%	0	0/0	0.0
11/14	Detroit	0	0	0	0.0%	0.0	0.0	0	0.0%	0	0.0%	0	0/0	0.0
11/21	at L.A. Chargers	0	0	0	0.0%	0.0	0.0	0	0.0%	0	0.0%	0	0/0	0.0
11/28	at Cincinnati	0	0	0	0.0%	0.0	0.0	0	0.0%	0	0.0%	0	0/0	0.0
12/05	Baltimore	0	0	0	0.0%	0.0	0.0	0	0.0%	0	0.0%	0	0/0	0.0
12/09	at Minnesota	0	0	0	0.0%	0.0	0.0	0	0.0%	0	0.0%	0	0/0	0.0
12/19	Tennessee	0	0	0	0.0%	0.0	0.0	0	0.0%	0	0.0%	0	0/0	0.0
12/26	at Kansas City	0	0	0	0.0%	0.0	0.0	0	0.0%	0	0.0%	0	0/0	0.0
01/03	Cleveland	0	0	0	0.0%	0.0	0.0	0	0.0%	0	0.0%	0	0/0	0.0
01/09	at Baltimore	0	0	0	0.0%	0.0	0.0	0	0.0%	0	0.0%	0	0/0	0.0
TOTALS		1	0	0	0.0%	0.0	0.0	0	0.0%	0	0.0%	0	0/0	39.6

PASSING:		JOSHUA DOBBS												
DATE	OPP.	ATT	CMP	YDS	CMP%	Y/A	Y/C	TD	TD%	INT	INT%	LG	SK/YD	RATE
09/12	at Buffalo	INJURED RESERVE												
09/19	Las Vegas	INJURED RESERVE												
09/26	Cincinnati	INJURED RESERVE												
10/03	at Green Bay	INJURED RESERVE												
10/10	Denver	INJURED RESERVE												
10/17	Seattle	INJURED RESERVE												
10/31	at Cleveland	INJURED RESERVE												
11/08	Chicago	INJURED RESERVE												
11/14	Detroit	INJURED RESERVE												
11/21	at L.A. Chargers	INJURED RESERVE												
11/28	at Cincinnati	INJURED RESERVE												
12/05	Baltimore	INJURED RESERVE												
12/09	at Minnesota	INJURED RESERVE												
12/19	Tennessee	INJURED RESERVE												
12/26	at Kansas City	INJURED RESERVE												
01/03	Cleveland	INJURED RESERVE												
01/09	at Baltimore	INJURED RESERVE												
TOTALS		0	0	0	0.0%	0.0	0.0	0	0.0%	0	0.0%	--	0/0	0.0

PASSING:		DWAYNE HASKINS												
DATE	OPP.	ATT	CMP	YDS	CMP%	Y/A	Y/C	TD	TD%	INT	INT%	LG	SK/YD	RATE
09/12	at Buffalo	ON INACTIVE LIST												
09/19	Las Vegas	ON INACTIVE LIST												
09/26	Cincinnati	ON INACTIVE LIST												
10/03	at Green Bay	ON INACTIVE LIST												
10/10	Denver	ON INACTIVE LIST												
10/17	Seattle	ON INACTIVE LIST												
10/31	at Cleveland	ON INACTIVE LIST												
11/08	Chicago	ON INACTIVE LIST												
11/14	Detroit	DID NOT PLAY (NON-INJURY)												
11/21	at L.A. Chargers	ON INACTIVE LIST												
11/28	at Cincinnati	ON INACTIVE LIST												
12/05	Baltimore	ON INACTIVE LIST												
12/09	at Minnesota	INACTIVE												
12/19	Tennessee	ON INACTIVE LIST												
12/26	at Kansas City	ON INACTIVE LIST												
01/03	Cleveland	ON INACTIVE LIST												
01/09	at Baltimore	ON INACTIVE LIST												
TOTALS		0	0	0	0.0%	0.0	0.0	0	0.0%	0	0.0%	--	0/0	0.0

PASSING;		JAMES MORGAN												
DATE	OPP.	ATT	CMP	YDS	CMP%	Y/A	Y/C	TD	INT	INT%	LG	SK/YD	RATE	
09/12	at Buffalo							Panthers						
09/19	Las Vegas							Panthers						
09/26	Cincinnati							Panthers						
10/03	at Green Bay							Panthers						
10/10	Denver							Panthers						
10/17	Seattle							Panthers						
10/31	at Cleveland							Panthers						
11/08	Chicago							Panthers						
11/14	Detroit							NOT ON ROSTER						
11/21	at L.A. Chargers							PRACTICE SQUAD						
11/28	at Cincinnati							Jets						
12/05	Baltimore							Jets						
12/09	at Minnesota							Colts						
12/19	Tennessee							Colts						
12/26	at Kansas City							Colts						
01/03	Cleveland							Colts						
01/09	at Baltimore							Colts						
TOTALS		0	0	0	0.0%	0.0	0.0	0	0.0%	0	0.0%	--	0/0	0.0

PASSING:		BEN ROETHLISBERGER												
DATE	OPP.	ATT	CMP	YDS	CMP%	Y/A	Y/C	TD	TD%	INT	INT%	LG	SK/YD	RATE
09/12	at Buffalo	32	18	188	56.3%	5.9	10.4	1	3.1%	0	0.0%	24	2/11	83.9
09/19	Las Vegas	40	27	295	67.5%	7.4	10.9	1	2.5%	1	2.5%	52	2/3	87.0
09/26	Cincinnati	58	38	318	65.5%	5.5	8.4	1	1.7%	2	3.4%	29	4/21	70.9
10/03	at Green Bay	40	26	232	65.0%	5.8	8.9	1	2.5%	1	2.5%	45t	2/12	78.3
10/10	Denver	25	15	253	60.0%	10.1	16.9	2	8.0%	0	0.0%	59	1/9	120.9
10/17	Seattle	40	29	229	72.5%	5.7	7.9	1	2.5%	0	0.0%	23	1/3	94.7
10/31	at Cleveland	34	22	266	64.7%	7.8	12.1	1	2.9%	0	0.0%	50	2/11	98.4
11/08	Chicago	30	21	205	70.0%	6.8	9.8	2	6.7%	0	0.0%	42	4/30	111.1
11/14	Detroit	RESERVE/COVID-19												
11/21	at L.A. Chargers	44	28	273	63.6%	6.2	9.8	3	6.8%	0	0.0%	37	3/28	103.7
11/28	at Cincinnati	41	24	263	58.5%	6.4	11.0	1	2.4%	2	4.9%	41	3/13	65.4
12/05	Baltimore	31	21	236	67.7%	7.6	11.2	2	6.5%	0	0.0%	40	1/0	111.8
12/09	at Minnesota	40	28	308	70.0%	7.7	11.0	3	7.5%	1	2.5%	38	5/39	107.1
12/19	Tennessee	25	16	148	64.0%	5.9	9.3	0	0.0%	0	0.0%	19	3/15	80.1
12/26	at Kansas City	35	23	159	65.7%	4.5	6.9	1	2.9%	1	2.9%	24	2/21	73.4
01/03	Cleveland	46	24	123	52.2%	2.7	5.1	1	2.2%	1	2.2%	13	2/14	56.2
01/09	at Baltimore	44	30	244	68.2%	5.5	8.1	1	2.3%	1	2.3%	25	1/9	80.1
TOTALS		605	390	3,740	64.5%	6.2	9.6	22	3.6%	10	1.7%	59	38/239	86.8

PASSING:		MASON RUDOLPH												
DATE	OPP.	ATT	CMP	YDS	CMP%	Y/A	Y/C	TD	TD%	INT	INT%	LG	SK/YD	RATE
09/12	at Buffalo	DID NOT PLAY (NON-INJURY)												
09/19	Las Vegas	DID NOT PLAY (NON-INJURY)												
09/26	Cincinnati	DID NOT PLAY (NON-INJURY)												
10/03	at Green Bay	DID NOT PLAY (NON-INJURY)												
10/10	Denver	DID NOT PLAY (NON-INJURY)												
10/17	Seattle	DID NOT PLAY (NON-INJURY)												
10/31	at Cleveland	DID NOT PLAY (NON-INJURY)												
11/08	Chicago	DID NOT PLAY (NON-INJURY)												
11/14	Detroit	50	30	242	60.0%	4.8	8.1	1	2.0%	1	2.0%	36	0/0	70.6
11/21	at L.A. Chargers	DID NOT PLAY (NON-INJURY)												
11/28	at Cincinnati	DID NOT PLAY (NON-INJURY)												
12/05	Baltimore	DID NOT PLAY (NON-INJURY)												
12/09	at Minnesota	DID NOT PLAY (NON-INJURY)												
12/19	Tennessee	DID NOT PLAY (NON-INJURY)												
12/26	at Kansas City	8	5	35	62.5%	4.4	7.0	0	0.0%	0	0.0%	12	0/0	72.4
01/03	Cleveland	DID NOT PLAY (NON-INJURY)												
01/09	at Baltimore	DID NOT PLAY (NON-INJURY)												
TOTALS		58	35	277	60.3%	4.8	7.9	1	1.7%	1	1.7%	36	0/0	70.8

2021 REGULAR SEASON INDIVIDUAL GAME-BY-GAME STATS															
RUSHING:		KALEN BALLAGE								CHASE CLAYPOOL					
DATE	OPP	NO.	YDS	AVG	LG	TD	NO.	YDS	AVG	LG	TD	NO.	YDS	AVG	LG
09/12	at Buffalo	0	0	0.0	--	0	1	25	25.0	25	0	0	0	0.0	--
09/19	Las Vegas	0	0	0.0	--	0	1	-3	-3.0	-3	0	0	0	0.0	--
09/26	Cincinnati	0	0	0.0	--	0	0	0	0.0	--	0	0	0	0.0	--
10/03	at Green Bay	0	0	0.0	--	0	ON INACTIVE LIST								0
10/10	Denver	4	0	0.0	3	0	0	0	0.0	--	0	0	0	0.0	--
10/17	Seattle	2	15	7.5	11	0	0	0	0.0	--	0	1	1	1.0	1t
10/31	at Cleveland	1	-3	-3.0	-3	0	2	16	8.0	16	0	ON INACTIVE LIST			
11/08	Chicago	0	0	0.0	--	0	2	13	6.5	11	0	ON INACTIVE LIST			
11/14	Detroit	0	0	0.0	--	0	ON INACTIVE LIST								0
11/21	at L.A. Chargers	1	3	3.0	3	0	2	1	0.5	3	0	0	0	0.0	--
11/28	at Cincinnati	3	21	7.0	13	0	0	0	0.0	--	0	INJURED RESERVE			
12/05	Baltimore	0	0	0.0	--	0	1	2	2.0	2	0	INJURED RESERVE			
12/09	at Minnesota	0	0	0.0	--	0	1	2	2.0	2	0	INJURED RESERVE			
12/19	Tennessee	0	0	0.0	--	0	1	7	7.0	7	0	INJURED RESERVE			
12/26	at Kansas City	0	0	0.0	--	0	0	0	0.0	--	0	INJURED RESERVE			
01/03	Cleveland	0	0	0.0	--	0	0	0	0.0	--	0	INJURED RESERVE			
01/09	at Baltimore	1	0	0.0	--	0	3	33	11.0	17	0	INJURED RESERVE			
TOTALS		12	36	3.0	13	0	14	96	6.9	25	0	1	1	1.0	1T

RUSHING:		NAJEE HARRIS								DIONTAE JOHNSON					
DATE	OPP	NO.	YDS	AVG	LG	TD	NO.	YDS	AVG	LG	TD	NO.	YDS	AVG	LG
09/12	at Buffalo	16	45	2.8	18	0	0	0	0.0	--	0	0	0	0.0	--
09/19	Las Vegas	10	38	3.8	14	0	0	0	0.0	--	0	0	0	0.0	--
09/26	Cincinnati	14	40	2.9	20	0	ON INACTIVE LIST								0
10/03	at Green Bay	15	62	4.1	11	1	0	0	0.0	--	0	0	0	0.0	--
10/10	Denver	23	122	5.3	20	1	0	0	0.0	--	0	0	0	0.0	--
10/17	Seattle	24	81	3.4	10	0	1	25	25.0	25	0	0	0	0.0	--
10/31	at Cleveland	26	91	3.5	11	1	0	0	0.0	--	0	1	10	10.0	10
11/08	Chicago	22	62	2.8	13	1	2	11	5.5	11	0	0	0	0.0	--
11/14	Detroit	26	105	4.0	12	0	0	0	0.0	--	0	0	0	0.0	--
11/21	at L.A. Chargers	12	39	3.3	12	1	0	0	0.0	--	0	1	5	5.0	5
11/28	at Cincinnati	8	23	2.9	5	0	0	0	0.0	--	0	RESERVE/COVID-19			
12/05	Baltimore	21	71	3.4	13	0	0	0	0.0	--	0	0	0	0.0	--
12/09	at Minnesota	20	94	4.7	23	1	1	7	7.0	7	0	0	0	0.0	--
12/19	Tennessee	12	18	1.5	7	0	1	10	10.0	10	0	0	0	0.0	--
12/26	at Kansas City	19	93	4.9	21	0	0	0	0.0	--	0	0	0	0.0	--
01/03	Cleveland	28	188	6.7	37t	1	0	0	0.0	--	0	0	0	0.0	--
01/09	at Baltimore	11	28	2.5	15	0	0	0	0.0	--	0	0	0	0.0	--
TOTALS		307	1,200	3.9	37T	7	5	53	10.6	25	0	2	15	7.5	10

RUSHING:		ANTHONY MCFARLAND JR.						BEN ROETHLISBERGER						MASON RUDOLPH					
DATE	OPP.	NO.	YDS	AVG	LG	TD	NO.	YDS	AVG	LG	TD	NO.	YDS	AVG	LG	TD			
09/12	at Buffalo	INJURED RESERVE						4	5	1.3	8	0	DID NOT PLAY (NON-INJURY)						
09/19	Las Vegas	INJURED RESERVE						0	0	0.0	--	0	DID NOT PLAY (NON-INJURY)						
09/26	Cincinnati	INJURED RESERVE						1	5	5.0	5	0	DID NOT PLAY (NON-INJURY)						
10/03	at Green Bay	INJURED RESERVE						0	0	0.0	--	0	DID NOT PLAY (NON-INJURY)						
10/10	Denver	INJURED RESERVE						1	-1	-1.0	-1	0	DID NOT PLAY (NON-INJURY)						
10/17	Seattle	INJURED RESERVE - DESIGNATED FOR RETURN						2	-3	-1.5	--	0	DID NOT PLAY (NON-INJURY)						
10/31	at Cleveland	1	1	1.0	1	0	1	0	0.0	--	0	DID NOT PLAY (NON-INJURY)							
11/08	Chicago	ON INACTIVE LIST						2	0	0.0	1	0	DID NOT PLAY (NON-INJURY)						
11/14	Detroit	ON INACTIVE LIST						RESERVE/COVID-19						4	36	9.0	26	0	
11/21	at L.A. Chargers	ON INACTIVE LIST						0	0	0.0	--	0	DID NOT PLAY (NON-INJURY)						
11/28	at Cincinnati	2	2	1.0	3	0	0	0	0.0	--	0	DID NOT PLAY (NON-INJURY)							
12/05	Baltimore	ON INACTIVE LIST						1	-1	-1.0	-1	0	DID NOT PLAY (NON-INJURY)						
12/09	at Minnesota	INACTIVE						1	5	5.0	5	0	DID NOT PLAY (NON-INJURY)						
12/19	Tennessee	ON INACTIVE LIST						3	0	0.0	1t	1	DID NOT PLAY (NON-INJURY)						
12/26	at Kansas City	RESERVE/COVID-19						0	0	0.0	--	0	1	17	17.0	17	0		
01/03	Cleveland	RESERVE/COVID-19						1	-1	-1.0	-1	0	DID NOT PLAY (NON-INJURY)						
01/09	at Baltimore	ON INACTIVE LIST						3	-4	-1.3	-1	0	DID NOT PLAY (NON-INJURY)						
TOTALS		3	3	1.0	3	0	20	5	0.3	8	1	5	53	10.6	26	0			

RUSHING:		JUJU SMITH-SCHUSTER						BENNY SNELL JR.						JAMES WASHINGTON					
DATE	OPP.	NO.	YDS	AVG	LG	TD	NO.	YDS	AVG	LG	TD	NO.	YDS	AVG	LG	TD			
09/12	at Buffalo	0	0	0.0	--	0	0	0	0.0	--	0	0	0	0.0	--	0			
09/19	Las Vegas	1	3	3.0	3t	1	2	1	0.5	1	0	0	0	0.0	--	0			
09/26	Cincinnati	0	0	0.0	--	0	0	0	0.0	--	0	0	0	0.0	--	0			
10/03	at Green Bay	0	0	0.0	--	0	1	0	0.0	--	0	0	0	0.0	--	0			
10/10	Denver	2	6	3.0	3	0	5	20	4.0	9	0	ON INACTIVE LIST							
10/17	Seattle	INJURED RESERVE						0	0	0.0	--	0	0	0.0	--	0			
10/31	at Cleveland	INJURED RESERVE						0	0	0.0	--	0	0	0.0	--	0			
11/08	Chicago	INJURED RESERVE						2	6	3.0	5	0	2	13	6.5	12	0		
11/14	Detroit	INJURED RESERVE						1	4	4.0	4	0	0	0	0.0	--	0		
11/21	at L.A. Chargers	INJURED RESERVE						2	7	3.5	4	0	0	0	0.0	--	0		
11/28	at Cincinnati	INJURED RESERVE						2	5	2.5	4	0	0	0	0.0	--	0		
12/05	Baltimore	INJURED RESERVE						2	13	6.5	8	0	0	0	0.0	--	0		
12/09	at Minnesota	INJURED RESERVE						1	-2	-2.0	-2	0	0	0	0.0	--	0		
12/19	Tennessee	INJURED RESERVE						0	0	0.0	--	0	0	0	0.0	--	0		
12/26	at Kansas City	INJURED RESERVE						5	20	4.0	8	0	0	0	0.0	--	0		
01/03	Cleveland	INJURED RESERVE						1	2	2.0	2	0	0	0	0.0	--	0		
01/09	at Baltimore	INJURED RESERVE						12	22	1.8	9	0	RESERVE/COVID-19						
TOTALS		3	9	3.0	3T	1	36	98	2.7	9	0	2	13	6.5	12	0			

RUSHING:		DEREK WATT				
DATE	OPP.	NO.	YDS	AVG	LG	TD
09/12	at Buffalo	0	0	0.0	--	0
09/19	Las Vegas	0	0	0.0	--	0
09/26	Cincinnati	0	0	0.0	--	0
10/03	at Green Bay	0	0	0.0	--	0
10/10	Denver	0	0	0.0	--	0
10/17	Seattle	0	0	0.0	--	0
10/31	at Cleveland	0	0	0.0	--	0
11/08	Chicago	0	0	0.0	--	0
11/14	Detroit	0	0	0.0	--	0
11/21	at L. A. Chargers	0	0	0.0	--	0
11/28	at Cincinnati	0	0	0.0	--	0
12/05	Baltimore	0	0	0.0	--	0
12/09	at Minnesota	0	0	0.0	--	0
12/19	Tennessee	0	0	0.0	--	0
12/26	at Kansas City	0	0	0.0	--	0
01/03	Cleveland	1	1	1.0	1	0
01/09	at Baltimore	0	0	0.0	--	0
TOTALS		1	1	1.0	1	0

2021 REGULAR SEASON INDIVIDUAL GAME-BY-GAME STATS																
RECEIVING:		KALEN BALLAGE					CHASE CAYPOOL					ERIC EBFRON				
DATE	OPP	NO.	YDS	AVG	LG	TD	NO.	YDS	AVG	LG	TD	NO.	YDS	AVG	LG	TD
09/12	at Buffalo	0	0	0.0	--	0	3	45	15.0	22	0	1	19	19.0	19	0
09/19	Las Vegas	0	0	0.0	--	0	3	70	23.3	52	0	0	0	0.0	--	0
09/26	Cincinnati	0	0	0.0	--	0	9	96	10.7	29	0	0	0	0.0	--	0
10/03	at Green Bay	0	0	0.0	--	0	ON INACTIVE LIST					2	8	4.0	4	0
10/10	Denver	0	0	0.0	--	0	5	130	26.0	59	1	2	10	5.0	5	0
10/17	Seattle	0	0	0.0	--	0	2	17	8.5	12	0	2	10	5.0	6	0
10/31	at Cleveland	0	0	0.0	--	0	4	45	11.3	16	0	ON INACTIVE LIST				
11/08	Chicago	1	2	2.0	2	0	3	30	10.0	26	0	ON INACTIVE LIST				
11/14	Detroit	0	0	0.0	--	0	ON INACTIVE LIST					2	13	6.5	9	0
11/21	at L.A. Chargers	0	0	0.0	--	0	5	93	18.6	37	0	3	24	8.0	18	1
11/28	at Cincinnati	1	6	6.0	6	0	3	82	27.3	41	0	INJURED RESERVE				
12/05	Baltimore	0	0	0.0	--	0	2	52	26.0	40	0	INJURED RESERVE				
12/09	at Minnesota	0	0	0.0	--	0	8	93	11.6	38	0	INJURED RESERVE				
12/19	Tennessee	0	0	0.0	--	0	0	12	0.0	12	0	INJURED RESERVE				
12/26	at Kansas City	0	0	0.0	--	0	4	41	10.3	24	0	INJURED RESERVE				
01/03	Cleveland	0	0	0.0	--	0	3	17	5.7	8	0	INJURED RESERVE				
01/09	at Baltimore	0	0	0.0	--	0	5	37	7.4	10	1	INJURED RESERVE				
TOTALS		2	8	4.0	6	0	59	860	14.6	59	2	12	84	7.0	19	1

RECEIVING:		PAT FREIERMUTH					ZACH GENTRY					NAJEE HARRIS				
DATE	OPP	NO.	YDS	AVG	LG	TD	NO.	YDS	AVG	LG	TD	NO.	YDS	AVG	LG	TD
09/12	at Buffalo	1	24	24.0	24	0	1	-2	-2.0	-2	0	1	4	4.0	4	0
09/19	Las Vegas	4	36	9.0	14	0	0	0	0.0	--	0	5	43	8.6	25t	1
09/26	Cincinnati	3	22	7.3	15	1	0	0	0.0	--	0	14	102	7.3	21	0
10/03	at Green Bay	1	11	11.0	11	0	1	10	10.0	10	0	6	29	4.8	9	0
10/10	Denver	2	7	3.5	4	0	1	13	13.0	13	0	2	20	10.0	14	0
10/17	Seattle	7	58	8.3	12	0	0	0	0.0	--	0	6	46	7.7	12	1
10/31	at Cleveland	4	44	11.0	22	1	3	39	13.0	24	0	3	29	9.7	20	0
11/08	Chicago	5	43	8.6	13	2	0	0	0.0	--	0	3	16	5.3	9	0
11/14	Detroit	5	31	6.2	10	0	0	0	0.0	--	0	4	28	7.0	10	0
11/21	at L.A. Chargers	4	11	2.8	5t	1	0	0	0.0	--	0	5	20	4.0	7	0
11/28	at Cincinnati	4	40	10.0	15t	1	1	10	10.0	10	0	3	14	4.7	12	0
12/05	Baltimore	3	26	8.7	17	0	2	10	5.0	5	0	5	36	7.2	18	0
12/09	at Minnesota	2	32	16.0	17	1	0	0	0.0	--	0	3	10	3.3	6	1
12/19	Tennessee	4	37	9.3	14	0	1	17	17.0	17	0	2	8	4.0	5	0
12/26	at Kansas City	ON INACTIVE LIST					4	31	7.8	12	0	5	17	3.4	6	0
01/03	Cleveland	5	22	4.4	12	0	1	0	0.0	--	0	3	18	6.0	13	0
01/09	at Baltimore	6	53	8.8	14	0	4	39	9.8	25	0	4	27	6.8	11	0
TOTALS		60	497	8.3	24	7	19	167	8.8	25	0	74	467	6.3	25T	3

RECEIVING:		DIONTAE JOHNSON					RAY-RAY MCCLOUD					ANTHONY MCFARLAND JR.				
DATE	OPP	NO.	YDS	AVG	LG	TD	NO.	YDS	AVG	LG	TD	NO.	YDS	AVG	LG	TD
09/12	at Buffalo	5	36	7.2	14	1	0	0	0.0	--	0	INJURED RESERVE				
09/19	Las Vegas	9	105	11.7	41	0	0	0	0.0	--	0	INJURED RESERVE				
09/26	Cincinnati	ON INACTIVE LIST					3	33	11.0	24	0	INJURED RESERVE				
10/03	at Green Bay	9	92	10.2	45t	1	1	2	2.0	2	0	INJURED RESERVE				
10/10	Denver	2	72	36.0	50t	1	1	1	1.0	1	0	INJURED RESERVE				
10/17	Seattle	9	71	7.9	23	0	2	18	9.0	15	0	INJURED RESERVE - DESIGNATED FOR RETURN				
10/31	at Cleveland	6	98	16.3	50	0	0	0	0.0	--	0	0	0	0.0	--	0
11/08	Chicago	5	56	11.2	22	0	1	12	12.0	12	0	ON INACTIVE LIST				
11/14	Detroit	7	83	11.9	36	0	9	63	7.0	17	0	ON INACTIVE LIST				
11/21	at L.A. Chargers	7	101	14.4	32	1	2	12	6.0	8	0	ON INACTIVE LIST				
11/28	at Cincinnati	9	95	10.6	16	0	RESERVE/COVID-19					1	11	11.0	11	0
12/05	Baltimore	8	105	13.1	29t	2	1	7	7.0	7	0	ON INACTIVE LIST				
12/09	at Minnesota	5	76	15.2	37	0	6	32	5.3	10	0	INACTIVE				
12/19	Tennessee	5	38	7.6	16	0	1	0	0.0	--	0	ON INACTIVE LIST				
12/26	at Kansas City	6	51	8.5	18	1	4	25	6.3	17	0	RESERVE/COVID-19				
01/03	Cleveland	8	31	3.9	10	1	4	35	8.8	12	0	RESERVE/COVID-19				
01/09	at Baltimore	7	51	7.3	16	0	4	37	9.3	20	0	ON INACTIVE LIST				
TOTALS		107	1,161	10.9	50T	8	39	277	7.1	24	0	1	11	11.0	11	0

RECEIVING:		KEVIN RADER					JULU SMITH-SCHUSTER					BENNY SNELL JR.				
DATE	OPP	NO.	YDS	AVG	LG	TD	NO.	YDS	AVG	LG	TD	NO.	YDS	AVG	LG	TD
09/12	at Buffalo	PRACTICE SQUAD					4	52	13.0	24	0	0	0	0.0	--	0
09/19	Las Vegas	PRACTICE SQUAD					6	41	6.8	17	0	0	0	0.0	--	0
09/26	Cincinnati	PRACTICE SQUAD					3	25	8.3	16	0	0	0	0.0	--	0
10/03	at Green Bay	PRACTICE SQUAD					2	11	5.5	9	0	0	0	0.0	--	0
10/10	Denver	PRACTICE SQUAD					0	0	0.0	--	0	0	0	0.0	--	0
10/17	Seattle	PRACTICE SQUAD					INJURED RESERVE					0	0	0.0	--	0
10/31	at Cleveland	PRACTICE SQUAD					INJURED RESERVE					1	7	7.0	7	0
11/08	Chicago	PRACTICE SQUAD					INJURED RESERVE					0	0	0.0	--	0
11/14	Detroit	PRACTICE SQUAD					INJURED RESERVE					0	0	0.0	--	0
11/21	at L.A. Chargers	PRACTICE SQUAD					INJURED RESERVE					0	0	0.0	--	0
11/28	at Cincinnati	ON INACTIVE LIST					INJURED RESERVE					0	0	0.0	--	0
12/05	Baltimore	0	0	0.0	--	0	INJURED RESERVE					0	0	0.0	--	0
12/09	at Minnesota	0	0	0.0	--	0	INJURED RESERVE					0	0	0.0	--	0
12/19	Tennessee	ON INACTIVE LIST					INJURED RESERVE					0	0	0.0	--	0
12/26	at Kansas City	1	7	7.0	7	0	INJURED RESERVE					1	6	6.0	6	0
01/03	Cleveland	0	0	0.0	--	0	INJURED RESERVE					0	0	0.0	--	0
01/09	at Baltimore	0	0	0.0	--	0	INJURED RESERVE					0	0	0.0	--	0
TOTALS		1	7	7.0	7	0	15	129	8.6	24	0	2	13	6.5	7	0

RECEIVING:		JAMES WASHINGTON					DEREK WATT					CODY WHITE				
DATE	OPP.	NO.	YDS	AVG	LG	TD	NO.	YDS	AVG	LG	TD	NO.	YDS	AVG	LG	TD
09/12	at Buffalo	2	10	5.0	9	0	0	0	0.0	--	0	PRACTICE SQUAD				
09/19	Las Vegas	0	0	0.0	--	0	0	0	0.0	--	0	PRACTICE SQUAD				
09/26	Cincinnati	3	20	6.7	8	0	1	3	3.0	3	0	2	17	8.5	11	0
10/03	at Green Bay	4	69	17.3	30	0	0	0	0.0	--	0	0	0	0.0	--	0
10/10	Denver	ON INACTIVE LIST					0	0	0.0	--	0	0	0	0.0	--	0
10/17	Seattle	1	9	9.0	9	0	0	0	0.0	--	0	0	0	0.0	--	0
10/31	at Cleveland	1	4	4.0	4	0	0	0	0.0	--	0	0	0	0.0	--	0
11/08	Chicago	1	42	42.0	42	0	1	3	3.0	3	0	0	0	0.0	--	0
11/14	Detroit	2	15	7.5	9t	1	1	9	9.0	9	0	0	0	0.0	--	0
11/21	at L.A. Chargers	2	12	6.0	7	0	0	0	0.0	--	0	0	0	0.0	--	0
11/28	at Cincinnati	1	3	3.0	3	0	0	0	0.0	--	0	0	0	0.0	--	0
12/05	Baltimore	0	0	0.0	--	0	0	0	0.0	--	0	0	0	0.0	--	0
12/09	at Minnesota	4	65	16.3	30t	1	0	0	0.0	--	0	0	0	0.0	--	0
12/19	Tennessee	3	36	12.0	19	0	0	0	0.0	--	0	0	0	0.0	--	0
12/26	at Kansas City	0	0	0.0	--	0	0	0	0.0	--	0	3	16	5.3	6	0
01/03	Cleveland	0	0	0.0	--	0	0	0	0.0	--	0	0	0	0.0	--	0
01/09	at Baltimore	RESERVE/COVID-19					0	0	0.0	--	0	0	0	0.0	--	0
TOTALS		24	285	11.9	42	2	3	15	5.0	9	0	5	33	6.6	11	0

2021 REGULAR SEASON INDIVIDUAL DEFENSIVE GAME-BY-GAME STATS																																																		
		MONTRAVIUS ADAMS SR.												MARCUS ALLEN										TYSON ALUALU																										
DATE	OPP.	S	A	TK	FL	TY	SK	SKY	INT	FR	FF	PR	PD	S	A	TK	FL	TY	SK	SKY	INT	FR	FF	PR	PD	S	A	TK	FL	TY	SK	SKY	INT	FR	FF	PR	PD													
09/12	at Buffalo													0	0	0	0	0	0	0	0	0	0	0	0	2	3	5	0	0	0	0	0	0	0	0	1	0												
09/19	Las Vegas												0	0	0	0	0	0	0	0	0	0	0	0																										
09/26	Cincinnati												0	0	0	0	0	0	0	0	0	0	0	0																										
10/03	at Green Bay												0	0	0	0	0	0	0	0	0	0	0	0																										
10/10	Denver												0	0	0	0	0	0	0	0	0	0	0	0																										
10/17	Seattle												0	0	0	0	0	0	0	0	0	0	0	0																										
10/31	at Cleveland												0	0	0	0	0	0	0	0	0	0	0	0																										
11/08	Chicago												0	0	0	0	0	0	0	0	0	0	0	0																										
11/14	Detroit												0	0	0	0	0	0	0	0	0	0	0	0																										
11/21	at L.A. Chargers												0	0	0	0	0	0	0	0	0	0	0	0																										
11/28	at Cincinnati												0	0	0	0	0	0	0	0	0	0	0	0																										
12/05	Baltimore	1	1	2	0	0	0	0	0	0	0	0	1	0	0	0	0	0	0	0	0	0	0	0																										
12/09	at Minnesota	1	1	2	1	3	0	0	0	0	0	2	0	0	1	1	0	0	0	0	0	0	0	0																										
12/19	Tennessee	RESERVE/COVID-19												1	0	1	0	0	0	0	0	0	0	0	0																									
12/26	at Kansas City	2	0	2	0	0	0	0	0	0	0	0	1	RESERVE/COVID-19																																				
01/03	Cleveland	0	0	0	0	0	0	0	0	0	0	0	0	2	2	4	0	0	0	0	0	0	0	0																										
01/09	at Baltimore	2	0	2	0	0	0	0	0	0	0	0	0	0	1	1	0	0	0	0	0	0	0	0																										
TOTALS		6	2	8	1	3	0	0	0	0	0	3	1	3	4	7	0	0	0	0	0	0	0	0		2	3	5	0	0	0	0	0	0	0	0	1	0												

		DANIEL ARCHIBONG												ISAIAH BUGGS												DEVIN BUSH																		
DATE	OPP.	S	A	TK	FL	TY	SK	SKY	INT	FR	FF	PR	PD	S	A	TK	FL	TY	SK	SKY	INT	FR	FF	PR	PD	S	A	TK	FL	TY	SK	SKY	INT	FR	FF	PR	PD							
09/12	at Buffalo													0	1	1	0	0	0.0	0	0	0	0	0		6	4	10	0	0	0	0	0	0	1	0	0							
09/19	Las Vegas													0	0	0	0	0	0.0	0	0	0	0	0		ON INACTIVE LIST																		
09/26	Cincinnati													1	2	3	0	0	0.0	0	0	0	0	0		0	2	2	0	0	0	0	0	0	0	0	0							
10/03	at Green Bay													1	1	2	1	1	0.0	0	0	0	0	0		5	1	6	1	6	1	6	0	0	0	2	0							
10/10	Denver													0	1	1	0	0	0.0	0	0	0	0	0		1	0	1	1	12	1	0	12	0	0	2	0							
10/17	Seattle													1	0	1	1	1	0.0	0	0	0	0	0		3	3	6	0	0	0	0	0	1	0	0	0							
10/31	at Cleveland													0	1	1	0	0	0.0	0	0	0	0	0		3	2	5	0	0	0	0	0	0	0	0	0							
11/08	Chicago													0	2	2	0	0	0.0	0	0	0	0	0		2	1	3	0	0	0	0	0	0	0	0	1							
11/14	Detroit													2	3	5	0	0	0.0	0	0	0	0	0		5	4	9	0	0	0	0	0	0	0	0	0							
11/21	at L.A. Chargers	0	2	2	0	0	0	0.0	0	0	0	0	0	0	1	1	0	0	0.0	0	0	0	0	0	1		4	0	4	0	0	0	0	0	0	0	0	0						
11/28	at Cincinnati	0	0	0	0	0	0	0.0	0	0	0	0	0	ON INACTIVE LIST												2	3	5	0	0	0	0	0	0	0	0	0	0	0	0	0	0	0	
12/05	Baltimore													ON INACTIVE LIST												2	0	2	0	0	0	0	0	0	0	0	0	0	0	0	0	0	0	0
12/09	at Minnesota													INACTIVE												3	5	8	0	0	0	0	0	0	0	0	0	0	2					
12/19	Tennessee													ON INACTIVE LIST												3	2	5	0	0	0	0	0	0	0	0	0	0	1					
12/26	at Kansas City													RESERVE/COVID-19												RESERVE/COVID-19																		
01/03	Cleveland													ON INACTIVE LIST												RESERVE/COVID-19																		
01/09	at Baltimore													NOT ON ROSTER												2	2	4	0	0	0	0	0	0	0	0	0	0	0	0	0	0	0	0
TOTALS		0	2	2	0	0	0	0.0	0	0	0	0	0	5	12	17	2	2	0.0	0	0	0	0	0	1		41	29	70	2	18	2	0	18	0	1	4	4						

		TACO CHARLTON												CARLOS DAVIS												TERRELL EDMUNDS																																																																																																																																																																																																																																																																																																																																																																																																																																																																																																																																																																											
DATE	OPP.	S	A	TK	FL	TY	SK	SKY	INT	FR	FF	PR	PD	S	A	TK	FL	TY	SK	SKY	INT	FR	FF	PR	PD	S	A	TK	FL	TY	SK	SKY	INT	FR	FF	PR	PD																																																																																																																																																																																																																																																																																																																																																																																																																																																																																																																																																																
09/12	at Buffalo	NOT ON ROSTER												1	0	1	0	0	0	0	0	0	0	0	0	0	0	0	0	0	0	0	0	0	0	0	0	0	0	0	0	0	0	0	0	0																																																																																																																																																																																																																																																																																																																																																																																																																																																																																																																																																							
09/19	Las Vegas	NOT ON ROSTER												ON INACTIVE LIST												5	1	6	2	2	0	0	0	0	0	0	0	0	0	0	0	0	0	0	0	0																																																																																																																																																																																																																																																																																																																																																																																																																																																																																																																																																							
09/26	Cincinnati	PRACTICE SQUAD												ON INACTIVE LIST												2	3	5	1	0	0	0	0	0	0	0	0	0	0	0	0	0	0	0	0	0																																																																																																																																																																																																																																																																																																																																																																																																																																																																																																																																																							
10/03	at Green Bay	PRACTICE SQUAD												ON INACTIVE LIST												6	1	7	0	0	0	0	0	0	0	0	0	0	0	0	0	0	0	0	0	0	0																																																																																																																																																																																																																																																																																																																																																																																																																																																																																																																																																						
10/10	Denver	PRACTICE SQUAD												ON INACTIVE LIST												4	3	7	0	0	0	0	0	0	0	0	0	0	0	0	0	0	0	0	0	0	0																																																																																																																																																																																																																																																																																																																																																																																																																																																																																																																																																						
10/17	Seattle	PRACTICE SQUAD												ON INACTIVE LIST												2	1	3	0	0	0	0	0	0	0	0	0	0	0	0	0	0	0	0	0	0	0																																																																																																																																																																																																																																																																																																																																																																																																																																																																																																																																																						
10/31	at Cleveland	PRACTICE SQUAD												INJURED RESERVE												4	1	5	0	0	0	0	0	0	0	0	0	0	0	0	0	0	0	0	0	0	0																																																																																																																																																																																																																																																																																																																																																																																																																																																																																																																																																						
11/08	Chicago	2	1	3	0	0	0	0	0	0	0	0	0	INJURED RESERVE												4	0	4	0	0	0	0	0	0	0	0	0	0	0	0	0	0	0	0	0																																																																																																																																																																																																																																																																																																																																																																																																																																																																																																																																																								
11/14	Detroit	1	2	3	0	0	0	0	0	0	0	0	0	INJURED RESERVE												4	1	5	2	16	1	0	13	0	0	0	0	0	0	0	0	0	0	0	0	0																																																																																																																																																																																																																																																																																																																																																																																																																																																																																																																																																							
11/21	at L.A. Chargers	1	1	2	0	0	0	0	0	0	0	0	1	INJURED RESERVE												3	1	4	0	0	0	0	0	0	0	0	0	0	0	0	0	0	0	0	0	0																																																																																																																																																																																																																																																																																																																																																																																																																																																																																																																																																							
11/28	at Cincinnati	1	1	2	0	0	0	0	0	0	0	0	0	INJURED RESERVE												5	1	6	1	4	0	0	0	0	0	0	0	0	0	0	0	0	0	0	0	0																																																																																																																																																																																																																																																																																																																																																																																																																																																																																																																																																							
12/05	Baltimore	0	1	1	0	0	0	0	0	0	0	0	0	ON INACTIVE LIST												3	1	4	0	0	0	0	0	0	0	0	0	0	0	0	0	0	0	0	0																																																																																																																																																																																																																																																																																																																																																																																																																																																																																																																																																								
12/09	at Minnesota	2	2	4	0	0	0	0	0	0	0	0	1	INACTIVE												4	1	5	0	0	0	0	0	0	0	0	0	0	0	0	0	0	0	0	0	0																																																																																																																																																																																																																																																																																																																																																																																																																																																																																																																																																							
12/19	Tennessee	0	2	2	0	0	0	0	0	0	0	0	1	1	0	1	0	0	0	0	0	0	0	0	0	0	7	3	10	2	7	0	0	0	0	0	0	0	0	0	0																																																																																																																																																																																																																																																																																																																																																																																																																																																																																																																																																												
12/26	at Kansas City	0	1	1	0	0	0	0	0	0	0	0	0	1	2	3	1	0	0	0	0	0	0	0	0	2	3	5	0	0	0	0	0	0	0	0	0	0	0	0	0																																																																																																																																																																																																																																																																																																																																																																																																																																																																																																																																																												
01/03	Cleveland	0	0	0	0	0	0	0	0	0	0	0	0	0	0	0	0	0	0	0	0	0	0	0	0	1	4	5	0	0	0	0	0	0	0	0	0	0	0	0																																																																																																																																																																																																																																																																																																																																																																																																																																																																																																																																																													
01/09	at Baltimore	0	0	0	0	0	0	0	0	0	0	0	0	ON INACTIVE LIST												3	0	3	0	0	0	0	0	0	0	0	0	0	0	0	0	0	0	0	0	0																																																																																																																																																																																																																																																																																																																																																																																																																																																																																																																																																							
TOTALS		7	11	18	0	0	0	0	0	0	0	0	2	1	3	2	5	1	0	0	0	0	0	0	0	0	63	26	89	8	29	1	0	13	0	2	0	0	0	0	0	0	0	0	0	0	0	0	0	0	0	0	0	0	0	0	0	0	0	0	0	0	0	0	0	0	0	0	0	0	0	0	0	0	0	0	0	0	0	0	0	0	0	0	0	0	0	0	0	0	0	0	0	0	0	0	0	0	0	0	0	0	0	0	0	0	0	0	0	0	0	0	0	0	0	0	0	0	0	0	0	0	0	0	0	0	0	0	0	0	0	0	0	0	0	0	0	0	0	0	0	0	0	0	0	0	0	0	0	0	0	0	0	0	0	0	0	0	0	0	0	0	0	0	0	0	0	0	0	0	0	0	0	0	0	0	0	0	0	0	0	0	0	0	0	0	0	0	0	0	0	0	0	0	0	0	0	0	0	0	0	0	0	0	0	0	0	0	0	0	0	0	0	0	0	0	0	0	0	0	0	0	0	0	0	0	0	0	0	0	0	0	0	0	0	0	0	0	0	0	0	0	0	0	0	0	0	0	0	0	0	0	0	0	0	0	0	0	0	0	0	0	0	0	0	0	0	0	0	0	0	0	0	0	0	0	0	0	0	0	0	0	0	0	0	0	0	0	0	0	0	0	0	0	0	0	0	0	0	0	0	0	0	0	0	0	0	0	0	0	0	0	0	0	0	0	0	0	0	0	0	0	0	0	0	0	0	0	0	0	0	0	0	0	0	0	0	0	0	0	0	0	0	0	0	0	0	0	0	0	0	0	0	0	0	0	0	0	0	0	0	0	0	0	0	0	0	0	0	0	0	0	0	0	0	0	0	0	0	0	0	0	0	0	0	0	0	0	0	0	0	0	0	0	0	0	0	0	0	0	0	0	0	0	0	0	0	0	0	0	0	0	0	0	0	0	0	0	0	0	0	0	0	0	0	0	0	0	0	0	0	0	0	0	0	0	0	0	0	0	0	0	0	0	0	0	0	0	0	0	0	0	0	0	0	0	0	0	0	0	0	0	0	0	0	0	0	0	0	0	0	0	0	0	0	0	0	0	0	0	0	0	0	0	0	0	0	0	0	0	0	0	0	0	0	0	0	0	0	0	0	0	0	0	0	0	0	0	0	0	0	0	0	0	0	0	0	0	0	0	0	0	0	0	0	0	0	0	0	0	0	0	0	0	0	0	0	0	0	0	0	0	0	0	0	0	0	0	0	0	0	0	0	0	0	0	0	0	0	0	0	0	0	0	0	0	0	0	0	0	0	0	0	0	0	0	0	0	0	0	0

DATE	OPP.	CAMERON HEYWARD												ALEX HIGHSMITH												MELVIN INGRAM III																
		S	A	TK	TFL	SKY	SKY	INT	FR	FF	PR	PD	S	A	TK	TFL	TK	SKY	SKY	INT	FR	FF	PR	PD	S	A	TK	TFL	TK	SKY	SKY	INT	FR	FF	PR	PD						
09/12	at Buffalo	2	2	4	1	6	1.0	6.0	0	1	1	1	2	3	1	4	0	0	0.0	0	0	0	0	0	1	0	1	1	3	0.0	0	0	0	0	1	1						
09/19	Las Vegas	4	3	7	1	0	0.0	0.0	0	0	0	0	1	3	1	4	1	4	0.0	0.0	0	0	0	0	1	3	4	1	8	1.0	8.0	0	0	0	3	0						
09/26	Cincinnati	1	4	5	0	0	0.0	0.0	0	0	0	0	0	ON INACTIVE LIST												2	1	3	0	0.0	0	0	0	0	0	0	0	0	0	0	0	0
10/03	at Green Bay	5	3	8	1	1	0.0	0.0	0	0	0	1	0	2	3	5	0	0	0.0	0	0	0	0	0	1	0	1	0	0	0.0	0	0	0	0	2	0	0					
10/10	Denver	2	1	3	0	0	0.0	0.0	0	0	0	0	2	1	0	1	0	0	0.0	0	0	0	0	0	0	1	1	0	0	0.0	0	0	0	0	0	0	0					
10/17	Seattle	6	3	9	2	12	1.0	8.0	0	0	0	1	0	2	5	7	2	9	1.5	15.5	0	0	0	4	0	0	0	0	0	0.0	0	0	0	0	0	0	0					
10/31	at Cleveland	3	1	4	0	0	0.5	2.5	0	0	0	0	2	0	1	3	4	1	1	0.0	0	0	0	0	0	ON INACTIVE LIST																
11/08	Chicago	2	0	2	0	0	0.0	0.0	1	0	0	3	1	0	3	3	0	0	0.0	0	0	0	0	2	0	Chiefs																
11/14	Detroit	3	2	5	2	18	2.0	18.0	0	0	0	2	0	8	3	11	2	9	0.0	0.0	0	0	1	0	0	Chiefs																
11/21	at L.A. Chargers	2	0	2	0	0	0.0	0.0	0	0	0	0	1	3	3	6	1	4	1.5	6.0	0	0	0	3	0	Chiefs																
11/28	at Cincinnati	3	5	8	1	6	1.0	6.0	0	0	0	0	1	3	2	5	2	8	0.0	0.0	0	0	0	0	0	Chiefs																
12/05	Baltimore	3	1	4	2	5	1.0	3.0	0	0	0	0	1	0	3	0	3	2	3	0.0	0	0	0	0	0	Chiefs																
12/09	at Minnesota	3	3	6	1	2	0.0	0.0	0	0	0	0	0	1	0	1	1	0	0.0	0	0	0	0	0	0	Chiefs																
12/19	Tennessee	2	4	6	0	0	0.5	5.0	0	0	0	1	0	4	0	4	0	0	0.0	0	0	0	0	1	0	Chiefs																
12/26	at Kansas City	3	3	6	1	4	1.0	4.0	0	0	0	1	0	2	3	5	0	0	1.0	0.0	0	0	1	1	0	Chiefs																
01/03	Cleveland	4	0	4	1	1	1.0	1.0	0	0	0	2	2	7	0	7	3	16	2.0	14.0	0	0	0	2	0	Chiefs																
01/09	at Baltimore	5	1	6	2	3	1.0	2.0	0	0	0	1	0	3	1	4	0	0	0.0	0	0	0	0	1	0	Chiefs																
TOTALS		53	36	89	15	58	10.0	55.5	1	1	1	17	9	46	28	74	15	54	6.0	35.5	0	0	1	15	0	5	5	10	2	11	1.0	8.0	0	0	0	6	1					

DATE	OPP.	JAMIR JONES										MILES KILLEBREW										JUSTIN LAYNE															
		S	A	TK	TFL	TFL	TK	SKY	INT	FR	FF	PR	PD	S	A	TK	TFL	TFL	TK	SKY	INT	FR	FF	PR	PD	S	A	TK	TFL	TFL	TK	SKY	INT	FR	FF	PR	PD
09/12	at Buffalo	0	0	0	0	0	0.0	0	0	0	0	0	0	0	0	0	0.0	0	0	0	0	0	0	0	0	0	0	0	0	0.0	0	0	0	0	0	0	0
09/19	Las Vegas	1	0	1	0	0	0.0	0	0	0	0	1	0	0	0	0	0	0.0	0	0	0	0	0	0	0	1	0	1	0	0	0.0	0	0	0	0	0	0
09/26	Cincinnati	0	0	0	0	0	0.0	0	0	0	0	0	0	0	0	0	0	0.0	0	0	0	0	0	0	0	0	0	0	0	0.0	0	0	0	0	0	0	
10/03	at Green Bay																																				
10/10	Denver																																				
10/17	Seattle																																				
10/31	at Cleveland																																				
11/08	Chicago																																				
11/14	Detroit																																				
11/21	at L.A. Chargers																																				
11/28	at Cincinnati																																				
12/05	Baltimore																																				
12/09	at Minnesota																																				
12/19	Tennessee																																				
12/26	at Kansas City																																				
01/03	Cleveland																																				
01/09	at Baltimore																																				
TOTALS		1	0	1	0	0	0.0	0	0	0	0	1	0	5	1	6	1	0	0.0	0	0	0	0	0	3	1	4	0	0	0.0	0	0	0	0	0	0	0

DATE	OPP.	ISAJAH LOUDERMILK										ARTHUR MAULET										HENRY MONDEAUX																					
		S	A	TK	TFL	TK	SKY	INT	FR	FF	PR	PD	S	A	TK	TFL	TK	SKY	INT	FR	FF	PR	PD	S	A	TK	TFL	TK	SKY	INT	FR	FF	PR	PD									
09/12	at Buffalo	ON INACTIVE LIST																				1	1	2	0	0	0.0	0.0	0	0	0	0	0	PRACTICE SQUAD									
09/19	Las Vegas	0	1	1	0	0	0.0	0.0	0	0	0	0	0	0	0	0	0.0	0.0	0	0	0	0	0	DID NOT PLAY																			
09/26	Cincinnati	1	0	1	0	0	0.0	0.0	0	0	0	0	2	0	2	1	2	0.0	0.0	0	0	0	0	0	0	0	0	0	0.0	0.0	0	0	0	0									
10/03	at Green Bay	0	0	0	0	0	0.0	0.0	0	0	0	1	3	1	4	2	5	0.0	0.0	0	0	0	0	0	1	1	0	0	0.0	0.0	0	0	0	0									
10/10	Denver	0	0	0	0	0	0.0	0.0	0	0	0	0	1	1	2	0	0	0.0	0.0	0	0	0	1	1	0	1	8	1.0	8.0	0	0	1	0										
10/17	Seattle	1	0	1	0	0	0.0	0.0	0	0	0	0	3	0	3	1	3	0.0	0.0	0	0	0	0	0	0	0	0	0	0.0	0.0	0	0	0	0									
10/31	at Cleveland	2	0	2	0	0	1.0	0.0	0	0	0	0	3	1	4	0	0	0.0	0.0	0	0	0	0	0	1	1	0	0	0.0	0.0	0	0	0	0									
11/08	Chicago	0	0	0	0	0	0.0	0.0	0	0	0	0	4	0	4	0	0	0.0	0.0	0	0	0	0	0	1	2	0	0	0.0	0.0	0	0	0	0									
11/14	Detroit	2	0	2	0	0	0.0	0.0	0	0	0	0	0	0	0	0	0	0.0	0.0	0	0	0	0	0	0	0	0	0	0.0	0.0	0	0	0	0									
11/21	at L.A. Chargers	ON INACTIVE LIST										3	0	3	0	0	0.0	0.0	0	0	0	1	0	0	0	0	0	0	0.0	0.0	0	0	0	0	0								
11/28	at Cincinnati	0	1	1	0	0	0.0	0.0	0	0	0	1	3	3	6	0	0	0.0	0.0	0	0	0	0	0	2	2	0	0	0.0	0.0	0	0	0	0									
12/05	Baltimore	1	0	1	0	0	0.0	0.0	0	0	0	0	1	1	2	0	0	0.0	0.0	0	0	0	0	0	1	2	0	0	0.0	0.0	0	0	0	0									
12/09	at Minnesota	1	1	2	0	0	0.0	0.0	0	0	0	0	1	0	1	0	0	0.0	0.0	0	0	0	0	1	0	1	0	0	0.0	0.0	0	0	0	0									
12/19	Tennessee	4	0	4	0	0	0.0	0.0	0	0	0	0	5	0	5	0	0	0.0	0.0	0	1	0	0	0	2	2	0	0	0.0	0.0	0	0	0	0									
12/26	at Kansas City	3	3	6	0	0	0.0	0.0	0	0	0	0	3	1	4	0	0	0.0	0.0	0	0	0	0	0	1	1	0	0	0.0	0.0	0	0	0	0									
01/03	Cleveland	0	1	1	0	0	0.0	0.0	0	0	0	1	RESERVE-COVID-19										2	0	2	1	1	1.0	1	0	0	0	1	0									
01/09	at Baltimore	1	0	1	0	0	0.0	0.0	0	0	0	0	4	0	4	1	5	0.0	0.0	0	0	0	1	0	0	1	1	0	0	0.0	0.0	1	0	0	0								
TOTALS		16	7	23	0	0	1.0	0.0	0	0	0	3	37	9	46	5	15	0.0	0.0	0	0	1	2	1	6	10	2	9	2.9	9.0	1	1	2	0									

		ROBERT SPILLANE											CAMERON SUTTON											DERREK TUSZKA																
DATE	OPP.	S	A	TK	TFL	FLY	SK	SKY	INT	FR	FF	PR	PD	S	A	TK	TFL	FLY	SK	SKY	INT	FR	FF	PR	PD	S	A	TK	TFL	FLY	SK	SKY	INT	FR	FF	PR	PD			
09/12	at Buffalo	ON INACTIVE LIST													5	0	5	2	9	0.0	0	0	0	0	0	2	PRACTICE SQUAD													
09/19	Las Vegas	7	3	10	1	2	0.0	0.0	0	0	0	0	0	2	1	3	0	0	0.0	0	0	0	0	0	0	PRACTICE SQUAD														
09/26	Cincinnati	0	0	0	0	0	0.0	0	0	0	0	0	0	2	0	2	0	0	0.0	0	0	0	0	0	0	PRACTICE SQUAD														
10/03	at Green Bay	0	0	0	0	0	0.0	0	0	0	0	0	0	1	0	1	0	0	0.0	0	0	0	0	0	1	0	0	0	0	0.0	0	0	0	0	0	0	0			
10/10	Denver	1	1	2	0	0	0.0	0	0	0	0	0	0	ON INACTIVE LIST											0	0	0	0	0	0.0	0	0	0	0	0	0	0	0	0	0
10/17	Seattle	0	2	2	0	0	0.0	0	0	0	0	0	0	2	1	3	0	0	0.0	0	0	0	0	0	0	0	0	0	0	0.0	0	0	0	0	0	0	0	0		
10/31	at Cleveland	0	1	1	0	0	0.0	0	0	0	0	0	0	3	0	3	1	2	0.0	0	0	0	0	0	0	0	1	0	1	0	0.0	0	0	0	0	0	0	0		
11/08	Chicago	0	0	0	0	0	0.0	0	0	0	0	0	0	3	0	3	0	0	0.0	0	0	0	0	0	0	0	0	0	0	0.0	0	0	0	0	0	0	0	0		
11/14	Detroit	0	0	0	0	0	0.0	0	0	0	0	0	0	0	0	0	0	0	0.0	0	0	0	0	0	0	0	0	0	0	0.0	0	0	0	0	0	0	0	0		
11/21	at L.A. Chargers	1	0	1	0	0	0.0	0	0	0	0	0	0	7	3	10	1	2	0.0	0	1	0	0	1	1	1	0	1	0	0	0.0	0	0	0	0	0	0	0	0	
11/28	at Cincinnati	1	0	1	0	0	0.0	0	0	0	0	0	0	3	1	4	0	0	0.0	0	0	0	0	0	0	0	0	2	2	0	0.0	0	0	0	0	0	1	0		
12/05	Baltimore	RESERVE/COVID-19													4	0	4	0	0	0.0	0	0	0	0	0	0	1	1	2	0	0.0	0	0	0	0	0	0	0		
12/09	at Minnesota	INACTIVE													4	0	4	0	0	0.0	0	0	0	0	0	0	1	0	2	2	0	0.0	0	0	0	0	0	0	0	
12/19	Tennessee	1	2	3	0	0	0.0	0	0	0	0	0	0	2	1	3	0	0	0.0	0	0	1	0	0	1	2	3	0	0	1.0	8.0	0	0	1	0	0	0			
12/26	at Kansas City	5	8	13	0	0	0.0	0	0	0	0	0	0	0	0	0	0	0	0.0	0	0	0	0	0	0	0	0	1	1	0	0.0	0	0	0	0	0	0	0		
01/03	Cleveland	4	4	8	1	2	0.0	0	0	0	0	0	0	1	1	2	0	0	0.0	0	0	0	0	0	0	2	0	2	1	5	1.0	5.0	0	0	0	0	1	0		
01/09	at Baltimore	3	1	4	0	0	0.0	0	0	0	0	0	0	5	0	5	0	0	0.0	0	1	0	0	1	0	0	0	0	0	0.0	0	0	0	0	0	0	0	0		
TOTALS		23	22	45	2	4	0.0	0	0	0	0	0	0	44	8	52	4	13	0.0	0	2	0	1	0	6	6	8	14	1	5	2.0	13.0	0	0	1	2	0	0		

		T.J. WATT											AHKELLO WITHERSPOON											CHRIS WORMLEY																				
DATE	OPP.	S	A	TK	TFL	FLY	SK	SKY	INT	FR	FF	PR	PD	S	A	TK	TFL	FLY	SK	SKY	INT	FR	FF	PR	PD	S	A	TK	TFL	FLY	SK	SKY	INT	FR	FF	PR	PD							
09/12	at Buffalo	3	0	3	1	5	2.0	10.0	0	0	1	5	0	ON INACTIVE LIST											0	1	1	0	0	0.0	0	0	0	0	0	0	0	0	0	0	0	0		
09/19	Las Vegas	3	1	4	0	0	1.0	1.0	0	0	1	1	0	0	0	0	0	0	0.0	0	0	0	0	0	0	0	1	0	1	0	0	0.0	0	0	0	0	0	1	0					
09/26	Cincinnati	ON INACTIVE LIST													ON INACTIVE LIST											2	2	4	0	0	0.0	0	0	0	0	0	0	0	0	0	0	0	0	
10/03	at Green Bay	3	1	4	2	6	2.0	6.0	0	1	0	2	0	ON INACTIVE LIST												3	1	4	0	0	0.0	0	0	0	1	0	0							
10/10	Denver	3	0	3	1	4	0.0	0	0	0	0	2	0	ON INACTIVE LIST												1	0	1	0	0	0.0	0	0	0	0	0	0	0	0	0	0	0	0	
10/17	Seattle	6	1	7	3	14	2.0	13.0	0	0	1	2	3	ON INACTIVE LIST												2	3	5	0	0	0.5	7.5	0	0	0	0	1	1						
10/31	at Cleveland	4	2	6	1	5	1.5	7.5	0	1	0	3	0	ON INACTIVE LIST												2	2	4	1	5	1.0	5.0	0	0	0	0	1	0						
11/08	Chicago	4	3	7	3	13	3.0	13.0	0	0	0	3	1	ON INACTIVE LIST												0	1	1	0	0	0.0	0	0	0	0	0	0	0	0	0	0	0	0	
11/14	Detroit	3	2	5	2	7	1.0	6.0	0	0	0	2	0	ON INACTIVE LIST												2	1	3	0	0	0.0	0	0	0	0	0	0	0	0	0	0	0	0	0
11/21	at L.A. Chargers	ON INACTIVE LIST													2	0	2	0	0	0.0	0	0	0	0	0	0	0	3	1	4	0	0	0.0	0	0	0	0	0	0	0	0	0	0	0
11/28	at Cincinnati	1	1	2	0	0	0.0	0	0	0	0	0	0	1	0	1	1	1	0.0	0	0	0	0	0	0	1	2	2	4	1	12	1.0	12.0	0	0	0	0	1	0					
12/05	Baltimore	5	1	6	3	8	3.5	12.0	0	0	1	6	0	5	0	5	0	0	0.0	0	0	0	0	0	0	1	3	2	5	2	18	2.5	19.0	0	0	0	0	3	0					
12/09	at Minnesota	0	1	1	0	0	0.0	0	0	0	0	1	0	4	0	4	0	0	0.0	0	2	0	0	0	3	1	1	2	0	0	0.0	0	0	0	0	0	0	2	0					
12/19	Tennessee	4	1	5	1	10	1.5	15.0	0	1	0	4	0	2	0	2	0	0	0.0	0	0	0	0	0	0	4	1	5	1	8	1.0	8.0	0	0	0	0	1	0						
12/26	at Kansas City	1	0	1	0	0	0.0	0	0	0	0	0	0	0	0	0	0	0	0.0	0	0	0	0	0	0	DID NOT PLAY (NON-INJURY)																		
01/03	Cleveland	5	0	5	3	25	4.0	25.0	0	0	0	5	2	0	0	0	0	0	0.0	0	1	0	0	3	RESERVE/COVID-19																			
01/09	at Baltimore	3	2	5	1	3	1.0	3.0	0	0	1	3	1	0	1	1	0	0	0.0	0	0	0	0	0	0	3	4	7	1	4	1.0	4.0	0	0	0	1	1	0						
TOTALS		48	16	64	21	100	22.5	111.5	0	3	5	39	7	14	1	15	1	1	0.0	0	3	0	0	0	9	29	22	51	6	47	7.0	55.5	0	0	1	10	3	0						

2021 REGULAR SEASON INDIVIDUAL GAME-BY-GAME STATS																
FUMBLE RETURNS:		CHRIS BOSWELL					DEVIN BUSH					MINKAH FITZPATRICK				
DATE	OPP	NO.	YDS	AVG	LG	TD	NO.	YDS	AVG	LG	TD	NO.	YDS	AVG	LG	TD
09/12	at Buffalo	0	0	0.0	--	0	0	0	0.0	--	0	0	0	0.0	--	0
09/19	Las Vegas	0	0	0.0	--	0	ON INACTIVE LIST					0	0	0.0	--	0
09/26	Cincinnati	0	0	0.0	--	0	0	0	0.0	--	0	0	0	0.0	--	0
10/03	at Green Bay	0	0	0.0	--	0	0	0	0.0	--	0	0	0	0.0	--	0
10/10	Denver	0	0	0.0	--	0	0	0	0.0	--	0	0	0	0.0	--	0
10/17	Seattle	0	0	0.0	--	0	1	0	0.0	--	0	0	0	0.0	--	0
10/31	at Cleveland	0	0	0.0	--	0	0	0	0.0	--	0	0	0	0.0	--	0
11/08	Chicago	1	0	0.0	--	0	0	0	0.0	--	0	0	0	0.0	--	0
11/14	Detroit	0	0	0.0	--	0	0	0	0.0	--	0	0	0	0.0	--	0
11/21	at L.A. Chargers	0	0	0.0	--	0	0	0	0.0	--	0	RESERVE/COVID-19				
11/28	at Cincinnati	0	0	0.0	--	0	0	0	0.0	--	0	0	0	0.0	--	0
12/05	Baltimore	0	0	0.0	--	0	0	0	0.0	--	0	0	0	0.0	--	0
12/09	at Minnesota	0	0	0.0	--	0	0	0	0.0	--	0	0	0	0.0	--	0
12/19	Tennessee	0	0	0.0	--	0	0	0	0.0	--	0	1	-1	-1.0	-1	0
12/26	at Kansas City	0	0	0.0	--	0	RESERVE/COVID-19					0	0	0.0	--	0
01/03	Cleveland	0	0	0.0	--	0	RESERVE/COVID-19					0	0	0.0	--	0
01/09	at Baltimore	0	0	0.0	--	0	0	0	0.0	--	0	0	0	0.0	--	0
TOTALS		1	0	0.0	--	0	1	0	0.0	--	0	1	-1	-1.0	-1	0

FUMBLE RETURNS:		CAMERON HEYWARD					HENRY MONDEAUX					T.J. WATT				
DATE	OPP	NO.	YDS	AVG	LG	TD	NO.	YDS	AVG	LG	TD	NO.	YDS	AVG	LG	TD
09/12	at Buffalo	1	0	0.0	--	0	PRACTICE SQUAD					0	0	0.0	--	0
09/19	Las Vegas	0	0	0.0	--	0	DID NOT PLAY					0	0	0.0	--	0
09/26	Cincinnati	0	0	0.0	--	0	0	0	0.0	--	0	ON INACTIVE LIST				
10/03	at Green Bay	0	0	0.0	--	0	0	0	0.0	--	0	1	0	0.0	--	0
10/10	Denver	0	0	0.0	--	0	0	0	0.0	--	0	0	0	0.0	--	0
10/17	Seattle	0	0	0.0	--	0	0	0	0.0	--	0	0	0	0.0	--	0
10/31	at Cleveland	0	0	0.0	--	0	0	0	0.0	--	0	1	0	0.0	--	0
11/08	Chicago	0	0	0.0	--	0	0	0	0.0	--	0	0	0	0.0	--	0
11/14	Detroit	0	0	0.0	--	0	0	0	0.0	--	0	0	0	0.0	--	0
11/21	at L.A. Chargers	0	0	0.0	--	0	0	0	0.0	--	0	ON INACTIVE LIST				
11/28	at Cincinnati	0	0	0.0	--	0	0	0	0.0	--	0	0	0	0.0	--	0
12/05	Baltimore	0	0	0.0	--	0	0	0	0.0	--	0	0	0	0.0	--	0
12/09	at Minnesota	0	0	0.0	--	0	0	0	0.0	--	0	0	0	0.0	--	0
12/19	Tennessee	0	0	0.0	--	0	0	0	0.0	--	0	1	0	0.0	--	0
12/26	at Kansas City	0	0	0.0	--	0	0	0	0.0	--	0	0	0	0.0	--	0
01/03	Cleveland	0	0	0.0	--	0	0	0	0.0	--	0	0	0	0.0	--	0
01/09	at Baltimore	0	0	0.0	--	0	1	0	0.0	--	0	0	0	0.0	--	0
TOTALS		1	0	0.0	--	0	1	0	0.0	--	0	3	0	0.0	--	0

2021 REGULAR SEASON INDIVIDUAL GAME-BY-GAME STATS																					
INTERCEPTION RETURNS:		TERRELL EDMUNDS					MINKAH FITZPATRICK					CAMERON HEYWARD					TRE NORWOOD				
DATE	OPP.	NO.	YDS	AVG	LG	TD	NO.	YDS	AVG	LG	TD	NO.	YDS	AVG	LG	TD	NO.	YDS	AVG	LG	TD
09/12	at Buffalo	0	0	0.0	--	0	0	0	0.0	--	0	0	0	0.0	--	0	0	0	0.0	--	0
09/19	Las Vegas	0	0	0.0	--	0	0	0	0.0	--	0	0	0	0.0	--	0	0	0	0.0	--	0
09/26	Cincinnati	1	15	15.0	15	0	0	0	0.0	--	0	0	0	0.0	--	0	0	0	0.0	--	0
10/03	at Green Bay	0	0	0.0	--	0	0	0	0.0	--	0	0	0	0.0	--	0	0	0	0.0	--	0
10/10	Denver	0	0	0.0	--	0	0	0	0.0	--	0	0	0	0.0	--	0	0	0	0.0	--	0
10/17	Seattle	0	0	0.0	--	0	0	0	0.0	--	0	0	0	0.0	--	0	0	0	0.0	--	0
10/31	at Cleveland	0	0	0.0	--	0	0	0	0.0	--	0	0	0	0.0	--	0	0	0	0.0	--	0
11/08	Chicago	0	0	0.0	--	0	0	0	0.0	--	0	1	0	0.0	--	0	0	0	0.0	--	0
11/14	Detroit	0	0	0.0	--	0	0	0	0.0	--	0	0	0	0.0	--	0	0	0	0.0	--	0
11/21	at L.A. Chargers	0	0	0.0	--	0	RESERVE/COVID-19					0	0	0.0	--	0	0	0	0.0	--	0
11/28	at Cincinnati	0	0	0.0	--	0	1	18	18.0	18	0	0	0	0.0	--	0	0	0	0.0	--	0
12/05	Baltimore	0	0	0.0	--	0	1	0	0.0	--	0	0	0	0.0	--	0	0	0	0.0	--	0
12/09	at Minnesota	0	0	0.0	--	0	0	0	0.0	--	0	0	0	0.0	--	0	0	0	0.0	--	0
12/19	Tennessee	0	0	0.0	--	0	0	0	0.0	--	0	0	0	0.0	--	0	0	0	0.0	--	0
12/26	at Kansas City	0	0	0.0	--	0	0	0	0.0	--	0	0	0	0.0	--	0	0	0	0.0	--	0
01/03	Cleveland	0	0	0.0	--	0	0	0	0.0	--	0	0	0	0.0	--	0	1	0	0.0	--	0
01/09	at Baltimore	1	0	0.0	--	0	0	0	0.0	--	0	0	0	0.0	--	0	0	0	0.0	--	0
TOTALS		2	15	7.5	15	0	2	18	9.0	18	0	1	0	0.0	--	0	1	0	0.0	--	0

INTERCEPTION RETURNS:		JAMES PIERRE					JOE SCHOBERT					CAMERON SUTTON					AHKELLO WITHERSPOON				
DATE	OPP.	NO.	YDS	AVG	LG	TD	NO.	YDS	AVG	LG	TD	NO.	YDS	AVG	LG	TD	NO.	YDS	AVG	LG	TD
09/12	at Buffalo	0	0	0.0	--	0	0	0	0.0	--	0	0	0	0.0	--	0	ON INACTIVE LIST				
09/19	Las Vegas	0	0	0.0	--	0	0	0	0.0	--	0	0	0	0.0	--	0	0	0	0.0	--	0
09/26	Cincinnati	0	0	0.0	--	0	0	0	0.0	--	0	0	0	0.0	--	0	ON INACTIVE LIST				
10/03	at Green Bay	0	0	0.0	--	0	0	0	0.0	--	0	0	0	0.0	--	0	ON INACTIVE LIST				
10/10	Denver	1	0	0.0	--	0	0	0	0.0	--	0	ON INACTIVE LIST					ON INACTIVE LIST				
10/17	Seattle	0	0	0.0	--	0	0	0	0.0	--	0	0	0	0.0	--	0	ON INACTIVE LIST				
10/31	at Cleveland	0	0	0.0	--	0	0	0	0.0	--	0	0	0	0.0	--	0	ON INACTIVE LIST				
11/08	Chicago	0	0	0.0	--	0	0	0	0.0	--	0	0	0	0.0	--	0	ON INACTIVE LIST				
11/14	Detroit	0	0	0.0	--	0	0	0	0.0	--	0	0	0	0.0	--	0	ON INACTIVE LIST				
11/21	at L.A. Chargers	0	0	0.0	--	0	0	0	0.0	--	0	1	4	4.0	4	0	0	0	0.0	--	0
11/28	at Cincinnati	0	0	0.0	--	0	0	0	0.0	--	0	0	0	0.0	--	0	0	0	0.0	--	0
12/05	Baltimore	0	0	0.0	--	0	0	0	0.0	--	0	0	0	0.0	--	0	0	0	0.0	--	0
12/09	at Minnesota	0	0	0.0	--	0	0	0	0.0	--	0	0	0	0.0	--	0	2	45	22.5	41	0
12/19	Tennessee	0	0	0.0	--	0	1	23	23.0	23	0	0	0	0.0	--	0	0	0	0.0	--	0
12/26	at Kansas City	0	0	0.0	--	0	0	0	0.0	--	0	0	0	0.0	--	0	0	0	0.0	--	0
01/03	Cleveland	0	0	0.0	--	0	RESERVE/COVID-19					0	0	0.0	--	0	1	0	0.0	--	0
01/09	at Baltimore	0	0	0.0	--	0	0	0	0.0	--	0	1	0	0.0	--	0	0	0	0.0	--	0
TOTALS		1	0	0.0	--	0	1	23	23.0	23	0	2	4	2.0	4	0	3	45	15.0	41	0

2021 REGULAR SEASON INDIVIDUAL SPECIAL TEAMS GAME-BY-GAME STATS													
DATE	OPP.	MARCUS ALLEN			CHRIS BOSWELL			ULYSEES GILBERT III			PRESSLEY HARVIN III		
		TKL	AST	TOT	TKL	AST	TOT	TKL	AST	TOT	TKL	AST	TOT
09/12	at Buffalo	0	0	0	0	0	0	1	0	1	0	0	0
09/19	Las Vegas	0	0	0	0	0	0	0	0	0	0	0	0
09/26	Cincinnati	0	0	0	0	0	0	0	0	0	0	0	0
10/03	at Green Bay	0	0	0	0	0	0	0	0	0	0	0	0
10/10	Denver	0	0	0	0	0	0	0	1	1	0	0	0
10/17	Seattle	0	0	0	0	0	0	0	1	1	0	0	0
10/31	at Cleveland	0	0	0	0	0	0	0	0	0	0	0	0
11/08	Chicago	0	0	0	0	0	0	1	0	1	0	0	0
11/14	Detroit	1	0	1	0	0	0	0	1	1	1	0	1
11/21	at L.A. Chargers	1	0	1	0	0	0	0	0	0	0	0	0
11/28	at Cincinnati	0	0	0	0	0	0	0	0	0	0	0	0
12/05	Baltimore	0	0	0	0	0	0	0	0	0	0	0	0
12/09	at Minnesota	0	0	0	0	0	0	1	0	1	0	0	0
12/19	Tennessee	0	0	0	0	0	0	1	0	1	0	0	0
12/26	at Kansas City	RESERVE/COVID-19			0	0	0	1	0	1	ON INACTIVE LIST		
01/03	Cleveland	0	1	1	0	0	0	3	0	3	ON INACTIVE LIST		
01/09	at Baltimore	1	2	3	0	0	0	1	1	2	0	0	0
TOTALS		3	3	6	0	0	0	9	4	13	1	0	1

DATE	OPP	BUDDY JOHNSON			JAMIR JONES			MILES KILLERBREW			CHRISTIAN KUNTZ		
		TKL	AST	TOT	TKL	AST	TOT	TKL	AST	TOT	TKL	AST	TOT
09/12	at Buffalo	0	0	0	0	0	0	0	0	0	0	0	0
09/19	Las Vegas	0	0	0	1	0	1	0	0	0	0	0	0
09/26	Cincinnati	DID NOT PLAY (NON-INJURY)			1	0	1	0	0	0	0	0	0
10/03	at Green Bay	ON INACTIVE LIST			Rams			1	1	2	1	0	1
10/10	Denver	ON INACTIVE LIST			Rams			0	0	0	1	0	1
10/17	Seattle	ON INACTIVE LIST			Rams			0	1	1	0	0	0
10/31	at Cleveland	ON INACTIVE LIST			Rams			2	0	2	0	0	0
11/08	Chicago	ON INACTIVE LIST			Rams			0	0	0	0	0	0
11/14	Detroit	ON INACTIVE LIST			Rams			0	0	0	0	0	0
11/21	at L.A. Chargers	ON INACTIVE LIST			Rams			1	0	1	0	0	0
11/28	at Cincinnati	ON INACTIVE LIST			Rams			0	0	0	0	0	0
12/05	Baltimore	1	0	1	Rams			0	1	1	0	0	0
12/09	at Minnesota	1	0	1	Rams			0	0	0	0	0	0
12/19	Tennessee	ON INACTIVE LIST			Rams			0	0	0	0	0	0
12/26	at Kansas City	ON INACTIVE LIST			Rams			0	0	0	0	0	0
01/03	Cleveland	ON INACTIVE LIST			Jaguars			0	0	0	0	0	0
01/09	at Baltimore	INJURED RESERVE			Jaguars			0	0	0	0	0	0
TOTALS		2	0	2	2	0	2	4	3	7	2	0	2

DATE	OPP.	JUSTIN LAYNE			ARTHUR MAULET			RAY-RAY MCCLOUD			TRE NORWOOD		
		TKL	AST	TOT	TKL	AST	TOT	TKL	AST	TOT	TKL	AST	TOT
09/12	at Buffalo	0	1	1	1	0	1	0	0	0	1	0	1
09/19	Las Vegas	0	1	1	0	0	0	0	0	0	0	0	0
09/26	Cincinnati	1	0	1	0	0	0	0	0	0	0	0	0
10/03	at Green Bay	0	0	0	0	0	0	0	0	0	0	0	0
10/10	Denver	1	0	1	0	0	0	0	0	0	0	0	0
10/17	Seattle	1	0	1	0	0	0	0	0	0	0	0	0
10/31	at Cleveland	0	0	0	0	0	0	0	0	0	0	0	0
11/08	Chicago	2	0	2	0	0	0	0	0	0	0	0	0
11/14	Detroit	1	0	1	0	0	0	0	0	0	0	0	0
11/21	at L.A. Chargers	0	0	0	0	0	0	RESERVE/COVID-19			0	0	0
11/28	at Cincinnati	1	0	1	0	0	0	RESERVE/COVID-19			0	0	0
12/05	Baltimore	0	0	0	0	0	0	0	0	0	0	1	1
12/09	at Minnesota	0	0	0	0	0	0	0	0	0	0	0	0
12/19	Tennessee	1	0	1	0	0	0	0	0	0	0	0	0
12/26	at Kansas City	0	0	0	0	0	0	0	0	0	0	0	0
01/03	Cleveland	1	1	2	RESERVE/COVID-19			0	0	0	0	0	0
01/09	at Baltimore	0	0	0	0	0	0	0	0	0	1	0	1
TOTALS		9	3	12	1	0	1	0	0	0	2	1	3

DATE	OPP.	JAMES PIERRE			KEVIN RADER			BENNY SNELL JR.			ROBERT SPILLANE		
		TKL	AST	TOT	TKL	AST	TOT	TKL	AST	TOT	TKL	AST	TOT
09/12	at Buffalo	0	1	1	PRACTICE SQUAD			0	1	1	ON INACTIVE LIST		
09/19	Las Vegas	0	1	1	PRACTICE SQUAD			0	0	0	0	2	2
09/26	Cincinnati	1	0	1	PRACTICE SQUAD			0	0	0	0	0	0
10/03	at Green Bay	0	0	0	PRACTICE SQUAD			0	0	0	1	0	1
10/10	Denver	0	0	0	PRACTICE SQUAD			0	0	0	0	0	0
10/17	Seattle	0	1	1	PRACTICE SQUAD			0	1	1	0	0	1
10/31	at Cleveland	0	0	0	PRACTICE SQUAD			0	0	0	1	0	1
11/08	Chicago	1	0	1	PRACTICE SQUAD			0	0	0	0	0	0
11/14	Detroit	0	2	2	PRACTICE SQUAD			0	1	1	1	1	2
11/21	at L.A. Chargers	0	0	0	PRACTICE SQUAD			0	0	0	1	1	2
11/28	at Cincinnati	0	0	0	ON INACTIVE LIST			1	0	1	0	0	0
12/05	Baltimore	0	1	1	0	0	0	0	0	0	RESERVE/COVID-19		
12/09	at Minnesota	0	0	0	0	0	0	0	0	0	INACTIVE		
12/19	Tennessee	1	0	1	ON INACTIVE LIST			0	1	1	0	1	1
12/26	at Kansas City	0	0	0	0	0	0	0	0	0	0	0	0
01/03	Cleveland	0	0	0	2	1	3	1	1	2	0	0	0
01/09	at Baltimore	0	1	1	0	0	0	0	0	0	1	0	1
TOTALS		3	7	10	2	1	3	3	4	7	6	5	11

DATE	OPP.	DERREK TUSZKA			DEREK WATT			CODY WHITE		
		TKL	AST	TOT	TKL	AST	TOT	TKL	AST	TOT
09/12	at Buffalo	PRACTICE SQUAD			1	0	1	PRACTICE SQUAD		
09/19	Las Vegas	PRACTICE SQUAD			0	0	0	PRACTICE SQUAD		
09/26	Cincinnati	PRACTICE SQUAD			1	0	1	0	0	0
10/03	at Green Bay	0	0	0	1	0	1	0	0	0
10/10	Denver	1	0	1	0	1	1	0	0	0
10/17	Seattle	0	0	0	2	0	2	0	0	0
10/31	at Cleveland	0	0	0	0	0	0	0	0	0
11/08	Chicago	0	0	0	1	0	1	1	1	2
11/14	Detroit	0	0	0	1	0	1	0	1	1
11/21	at L.A. Chargers	0	0	0	0	0	0	0	0	0
11/28	at Cincinnati	0	0	0	1	0	1	0	0	0
12/05	Baltimore	0	0	0	0	1	1	1	0	1
12/09	at Minnesota	0	0	0	1	0	1	0	0	0
12/19	Tennessee	0	0	0	0	0	0	0	0	0
12/26	at Kansas City	1	0	1	0	0	0	0	0	0
01/03	Cleveland	0	0	0	1	2	3	0	0	0
01/09	at Baltimore	0	0	0	0	0	0	0	0	0
TOTALS		2	0	2	10	4	14	2	2	4

2021 REGULAR SEASON INDIVIDUAL GAME-BY-GAME STATS								
PASSING:		PRESSLEY HARVIN III						
DATE	OPP	NO.	YDS	AVG	TB	IN 20	LG	NET
09/12	at Buffalo	5	207	41.4	0	2	51	41.2
09/19	Las Vegas	4	197	49.3	0	3	59	42.8
09/26	Cincinnati	4	162	40.5	0	1	50	38.3
10/03	at Green Bay	3	102	34.0	0	1	45	34.0
10/10	Denver	2	119	59.5	0	0	63	46.5
10/17	Seattle	7	335	47.9	1	4	58	42.1
10/31	at Cleveland	4	176	44.0	0	1	56	43.8
11/08	Chicago	5	196	39.2	1	2	46	35.2
11/14	Detroit	6	280	46.7	1	3	61	31.5
11/21	at L.A. Chargers	1	46	46.0	0	0	46	47.0
11/28	at Cincinnati	5	190	38.0	0	2	42	34.6
12/05	Baltimore	5	217	43.4	0	1	64	41.0
12/09	at Minnesota	6	258	43.0	0	1	49	37.8
12/19	Tennessee	5	199	39.8	0	1	51	30.2
12/26	at Kansas City	ON INACTIVE LIST						
01/03	Cleveland	ON INACTIVE LIST						
01/09	at Baltimore	8	298	37.3	0	3	49	37.3
TOTALS		70	2,982	42.6	3	25	64	38.0

2021 REGULAR SEASON INDIVIDUAL GAME-BY-GAME STATS											
FIELD GOALS:		CHRIS BOSWELL									
DATE	OPP.	0-19	20-29	30-39	40-49	50+	TOTAL	FGM	FGA	PCT	LG
09/12	at Buffalo	0/0	2/2	0/0	1/1	0/0	3/3	3	3	100.0%	45
09/19	Las Vegas	0/0	0/0	0/0	0/0	1/1	1/1	1	1	100.0%	56
09/26	Cincinnati	0/0	1/1	0/0	0/1	0/0	1/2	1	2	50.0%	26
10/03	at Green Bay	0/0	0/0	0/0	0/0	1/1	1/1	1	1	100.0%	52
10/10	Denver	0/0	0/0	0/0	2/2	0/0	2/2	2	2	100.0%	48
10/17	Seattle	0/0	1/1	1/1	0/0	1/1	3/3	3	3	100.0%	52
10/31	at Cleveland	0/0	0/0	1/1	0/0	0/0	1/1	1	1	100.0%	31
11/08	Chicago	0/0	0/0	0/0	1/1	2/2	3/3	3	3	100.0%	54
11/14	Detroit	0/0	2/2	0/0	0/0	1/1	3/3	3	3	100.0%	51
11/21	at L.A. Chargers	0/0	0/0	2/2	1/1	0/0	3/3	3	3	100.0%	45
11/28	at Cincinnati	0/0	0/0	0/0	1/1	0/0	1/1	1	1	100.0%	40
12/05	Baltimore	0/0	0/0	0/0	1/1	1/1	2/2	2	2	100.0%	53
12/09	at Minnesota	0/0	0/0	0/0	0/1	0/0	0/1	0	1	0.0%	0
12/19	Tennessee	0/0	1/1	1/1	2/2	0/1	4/5	4	5	80.0%	48
12/26	at Kansas City	0/0	0/0	1/2	0/0	0/0	1/2	1	2	50.0%	34
01/03	Cleveland	0/0	1/1	1/1	1/1	1/1	4/4	4	4	100.0%	50
01/09	at Baltimore	0/0	1/1	1/1	1/1	0/0	3/3	3	3	100.0%	40
TOTALS		0/0	9/9	8/9	11/13	8/9	36/40	36	40	90.0%	56

2021 REGULAR SEASON INDIVIDUAL GAME-BY-GAME STATS													
KICKOFF RETURNS:		RAY-RAY MCCLOUD						ANTHONY MCFARLAND JR.					
DATE	OPP.	NO.	YDS	AVG	LG	FC	TD	NO.	YDS	AVG	LG	FC	TD
09/12	at Buffalo	0	0	0.0	0	0	0			INJURED RESERVE			
09/19	Las Vegas	4	92	23.0	28	0	0			INJURED RESERVE			
09/26	Cincinnati	1	22	22.0	22	0	0			INJURED RESERVE			
10/03	at Green Bay	3	99	33.0	40	0	0			INJURED RESERVE			
10/10	Denver	2	35	17.5	20	0	0			INJURED RESERVE			
10/17	Seattle	3	73	24.3	37	0	0			INJURED RESERVE - DESIGNATED FOR RETURN			
10/31	at Cleveland	2	44	22.0	25	0	0	0	0	0.0	0	0	0
11/08	Chicago	2	40	20.0	21	0	0			ON INACTIVE LIST			
11/14	Detroit	2	35	17.5	21	0	0			ON INACTIVE LIST			
11/21	at L.A. Chargers	2	63	31.5	33	0	0			ON INACTIVE LIST			
11/28	at Cincinnati			RESERVE/COVID-19				3	73	24.3	25	0	0
12/05	Baltimore	3	46	15.3	19	0	0			ON INACTIVE LIST			
12/09	at Minnesota	3	62	20.7	23	0	0			INACTIVE			
12/19	Tennessee	2	38	19.0	20	0	0			ON INACTIVE LIST			
12/26	at Kansas City	3	61	20.3	29	0	0			RESERVE/COVID-19			
01/03	Cleveland	0	0	0.0	0	0	0			RESERVE/COVID-19			
01/09	at Baltimore	3	66	22.0	32	0	0			ON INACTIVE LIST			
TOTALS		35	776	22.2	40	0	0	3	73	24.3	25	0	0

2021 REGULAR SEASON INDIVIDUAL GAME-BY-GAME STATS													
PUNT RETURNS:		RAY-RAY MCCLLOUD						CAMERON SUTTON					
DATE	OPP.	NO.	YDS	AVG	LG	FC	TD	NO.	YDS	AVG	LG	FC	TD
09/12	at Buffalo	1	5	5.0	5	0	0	0	0	0.0	0	0	0
09/19	Las Vegas	2	21	10.5	15	1	0	0	0	0.0	0	0	0
09/26	Cincinnati	1	14	14.0	14	2	0	0	0	0.0	0	0	0
10/03	at Green Bay	1	14	14.0	14	1	0	0	0	0.0	0	0	0
10/10	Denver	1	0	0.0	0	3	0	ON INACTIVE LIST					
10/17	Seattle	4	29	7.3	14	0	0	0	0	0.0	0	0	0
10/31	at Cleveland	2	29	14.5	19	0	0	0	0	0.0	0	0	0
11/08	Chicago	4	28	7.0	14	1	0	0	0	0.0	0	0	0
11/14	Detroit	6	54	9.0	13	1	0	0	0	0.0	0	0	0
11/21	at L.A. Chargers	0	0	0.0	0	0	0	0	0	0.0	0	0	0
11/28	at Cincinnati	RESERVE/COVID-19						2	3	1.5	3	0	0
12/05	Baltimore	4	33	8.3	14	0	0	0	0	0.0	0	0	0
12/09	at Minnesota	1	8	8.0	8	1	0	0	0	0.0	0	0	0
12/19	Tennessee	3	39	13.0	17	0	0	0	0	0.0	0	0	0
12/26	at Kansas City	1	20	20.0	20	0	0	0	0	0.0	0	0	0
01/03	Cleveland	5	44	8.8	15	0	0	0	0	0.0	0	0	0
01/09	at Baltimore	2	29	14.5	23	2	0	0	0	0.0	0	0	0
TOTALS		38	367	9.7	23	12	0	2	3	1.5	3	0	0



WEEK 18
Pittsburgh Steelers 16, Baltimore Ravens 13 (OT)
70,453 M&T Bank Stadium Jan 9, 2022



Pittsburgh Steelers	3	0	3	7	3	—	16
Baltimore Ravens	0	3	7	3	0	—	13

SCORING DRIVES

TEAM	QTR	TIME	SCORING PLAY	PIT	BAL
Steelers	1	06:06	C.Boswell 28 yd. Field Goal (7-29, 3:51)	3	0
Ravens	2	00:11	J.Tucker 24 yd. Field Goal (8-34, 1:35)	3	3
Ravens	3	12:32	L.Murray 46 yd. run (J.Tucker kick) (5-68, 2:28)	3	10
Steelers	3	07:41	C.Boswell 40 yd. Field Goal (8-50, 4:51)	6	10
Steelers	4	02:54	C.Claypool 6 yd. pass from B.Roethlisberger (C.Boswell kick) (10-50, 5:13)	13	10
Ravens	4	01:13	J.Tucker 46 yd. Field Goal (7-40, 1:41)	13	13
Steelers	OT	01:56	C.Boswell 36 yd. Field Goal (15-65, 4:28)	16	13

PITTSBURGH STEELERS

PASSING	ATT	CP	YDS	SK/YD	TD	LG	INT	RTG
Ben Roethlisberger	44	30	244	1/9	1	25	1	80.1
TOTAL	44	30	244	1/9	1	25	1	80.1

RUSHING	ATT	YDS	AVG	LG	TD
Chase Claypool	3	33	11.0	17	0
Najee Harris	11	28	2.5	15	0
Benny Snell Jr.	12	22	1.8	9	0
Kalen Ballage	1	0	0.0	0	0
Ben Roethlisberger	3	-4	-1.3	-1	0
TOTAL	30	79	2.6	17	0

RECEIVING	NO	YDS	AVG	LG	TD
Diontae Johnson	7	51	7.3	16	0
Pat Freiermuth	6	53	8.8	14	0
Chase Claypool	5	37	7.4	10	1
Zach Gentry	4	39	9.8	25	0
Ray-Ray McCloud	4	37	9.3	20	0
Najee Harris	4	27	6.8	11	0
TOTAL	30	244	8.1	25	1

TOP DEFENSE	TOT	SOLO	AST	SCK	YDS	INT
Chris Wormley	7	3	4	1.0	4.0	0
Minkah Fitzpatrick	6	5	1	0.0	0.0	0
Cameron Heyward	6	5	1	1.0	2.0	0

FIELD GOALS	FGM/FGA	PERCENT	RESULTS
Chris Boswell	3-3	100.0	28G, 40G, 36G
TOTAL	3-3	100.0	

BALTIMORE RAVENS

PASSING	ATT	CP	YDS	SK/YD	TD	LG	INT	RTG
Tyler Huntley	31	16	141	3/9	0	28	2	37.2
Sam Koch	1	0	0/0	0	0	0	0	39.6
TOTAL	32	16	141	3/9	0	28	2	36.1

RUSHING	ATT	YDS	AVG	LG	TD
Latavius Murray	16	150	9.4	46t	1
Tyler Huntley	12	72	6.0	21	0
Devonta Freeman	5	21	4.2	22	0
Ty'Son Williams	1	4	4.0	4	0
Devin Duvernay	1	2	2.0	2	0
Mark Andrews	1	0	0.0	0	0
TOTAL	36	249	6.9	46T	1

RECEIVING	NO	YDS	AVG	LG	TD
Mark Andrews	8	85	10.6	28	0
Marquise Brown	3	27	9.0	11	0
Rashod Bateman	2	22	11.0	19	0
Devonta Freeman	2	6	3.0	5	0
Josh Oliver	1	1	1.0	1	0
TOTAL	16	141	8.8	28	0

TOP DEFENSE	TOT	SOLO	AST	SCK	YDS	INT
Josh Bynes	8	6	2	0.0	0.0	0
Chuck Clark	8	3	5	0.0	0.0	0
Tyus Bowser	6	5	1	0.0	0.0	0

FIELD GOALS	FGM/FGA	PERCENT	RESULTS
Justin Tucker	2-2	100.0	24G, 46G
TOTAL	2-2	100.0	

Team Statistics

First Downs	19	20
3rd-Down Eff. (Made/Att/Pct)	6/17/35%	3/14/21%
4th-Down Eff. (Made/Att/Pct)	1/1/100%	1/2/50%
Total Net Yards	314	381
Total Plays	75	71
Yards Per Play	4.2	5.4
Rushes/Net Yards	30/79	36/249
Net Passing	235	132
Pass Attempts/Completions	44/30	32/16
Had Intercepted	1	2
Sacked/Yards Lost	1/9	3/9
Punts/Average	8/37.3	7/38.3
Penalties/Yards	6/43	1/5
Fumbles/Lost	0/0	2/1
Possession Time	36:48	31:16

Steelers Ravens



WEEK 17
Cleveland Browns 14, Pittsburgh Steelers 26
63,624 🌈 Heinz Field 🌈 Jan 3, 2022



Cleveland Browns	0	0	7	7	—	14
Pittsburgh Steelers	0	10	3	13	—	26

SCORING DRIVES

TEAM	QTR	TIME	SCORING PLAY	CLE	PIT
Steelers	2	10:39	D.Johnson 5 yd. pass from B.Roethlisberger (C.Boswell kick) (10-66, 4:14)	0	7
Steelers	2	03:02	C.Boswell 22 yd. Field Goal (11-39, 4:01)	0	10
Steelers	3	08:20	C.Boswell 30 yd. Field Goal (11-66, 4:16)	0	13
Browns	3	00:56	D.Njoku 3 yd. pass from B.Mayfield (C.McLaughlin kick) (4-48, 2:02)	7	13
Steelers	4	09:45	C.Boswell 50 yd. Field Goal (8-25, 3:50)	7	16
Steelers	4	05:48	C.Boswell 48 yd. Field Goal (4-7, 1:35)	7	19
Browns	4	01:10	H.Bryant 1 yd. pass from B.Mayfield (C.McLaughlin kick) (17-76, 4:38)	14	19
Steelers	4	00:51	N.Harris 37 yd. run (C.Boswell kick) (3-45, 0:19)	14	26

CLEVELAND BROWNS

PASSING	ATT	CP	YDS	SK/YD	TD	LG	INT	RTG
Baker Mayfield	38	16	185	9/46	2	39	2	53.1
TOTAL	38	16	185	9/46	2	39	2	53.1

RUSHING	ATT	YDS	AVG	LG	TD
Nick Chubb	12	58	4.8	32	0
Baker Mayfield	2	16	8.0	14	0
D'Ernest Johnson	5	13	2.6	4	0
Jarvis Landry	1	6	6.0	6	0
TOTAL	20	93	4.7	32	0

RECEIVING	NO	YDS	AVG	LG	TD
Jarvis Landry	4	43	10.8	20	0
David Njoku	4	28	7.0	9	1
Donovan Peoples-Jones	3	76	25.3	39	0
Austin Hooper	2	28	14.0	21	0
Rashard Higgins	1	8	8.0	8	0
Harrison Bryant	1	1	1.0	1t	1
D'Ernest Johnson	1	1	1.0	1	0
TOTAL	16	185	11.6	39	2

TOP DEFENSE	TOT	SOLO	AST	SCK	YDS	INT
Grant Delpit	11	7	4	0.0	0.0	0
Anthony Walker Jr.	9	3	6	0.0	0.0	0
Greg Newsome II	8	7	1	0.0	0.0	0

FIELD GOALS	FGM/FGA	PERCENT	RESULTS
No Field Goals			

PITTSBURGH STEELERS

PASSING	ATT	CP	YDS	SK/YD	TD	LG	INT	RTG
Ben Roethlisberger	46	24	123	2/14	1	13	1	56.2
TOTAL	46	24	123	2/14	1	13	1	56.3

RUSHING	ATT	YDS	AVG	LG	TD
Najee Harris	28	188	6.7	37t	1
Benny Snell Jr.	1	2	2.0	2	0
Derek Watt	1	1	1.0	1	0
Ben Roethlisberger	1	-1	-1.0	-1	0
TOTAL	31	190	6.1	37T	1

RECEIVING	NO	YDS	AVG	LG	TD
Diontae Johnson	8	31	3.9	10	1
Pat Freiermuth	5	22	4.4	12	0
Ray-Ray McCloud	4	35	8.8	12	0
Najee Harris	3	18	6.0	13	0
Chase Claypool	3	17	5.7	8	0
Zach Gentry	1	0	0.0	0	0
TOTAL	24	123	5.1	13	1

TOP DEFENSE	TOT	SOLO	AST	SCK	YDS	INT
Robert Spillane	8	4	4	0.0	0.0	0
Alex Highsmith	7	7	0	2.0	14.0	0
T.J. Watt	5	5	0	4.0	25.0	0

FIELD GOALS	FGM/FGA	PERCENT	RESULTS
Chris Boswell	4-4	100.0	22G, 30G, 50G, 48G
TOTAL	4-4	100.0	

Team Statistics

First Downs	15	20
3rd-Down Eff. (Made/Att/Pct)	5/17/29%	5/18/28%
4th-Down Eff. (Made/Att/Pct)	1/3/33%	1/2/50%
Total Net Yards	232	299
Total Plays	67	79
Yards Per Play	3.5	3.8
Rushes/Net Yards	20/93	31/190
Net Passing	139	109
Pass Attempts/Completions	38/16	46/24
Had Intercepted	2	1
Sacked/Yards Lost	9/46	2/14
Punts/Average	8/42.8	5/48.8
Penalties/Yards	10/77	5/51
Fumbles/Lost	0/0	2/0
Possession Time	25:05	34:55

Browns Steelers



WEEK 16
Pittsburgh Steelers 10, Kansas City Chiefs 36
73,371 Arrowhead Stadium Dec 26, 2021



Pittsburgh Steelers	0	0	3	7	—	10
Kansas City Chiefs	14	9	7	6	—	36

SCORING DRIVES

TEAM	QTR	TIME	SCORING PLAY	PIT	KC
Chiefs	1	04:07	C.Edwards-Helaire 1 yd. run (E.Fry kick) (14-73, 8:10)	0	7
Chiefs	1	01:05	B.Pringle 5 yd. pass from P.Mahomes (E.Fry kick) (6-49, 2:54)	0	14
Chiefs	2	08:45	E.Fry 44 yd. Field Goal (10-54, 5:01)	0	17
Chiefs	2	02:13	M.Hardman 8 yd. pass from P.Mahomes (kick failed, wl) (6-74, 2:50)	0	23
Chiefs	3	08:53	B.Pringle 16 yd. pass from P.Mahomes (E.Fry kick) (7-51, 3:51)	0	30
Steelers	3	03:34	C.Boswell 34 yd. Field Goal (15-54, 5:19)	3	30
Chiefs	4	11:57	E.Fry 34 yd. Field Goal (12-59, 6:37)	3	33
Chiefs	4	09:41	E.Fry 30 yd. Field Goal (4-5, 2:02)	3	36
Steelers	4	02:54	D.Johnson 15 yd. pass from B.Roethlisberger (C.Boswell kick) (17-85, 6:47)	10	36

PITTSBURGH STEELERS

PASSING	ATT	CP	YDS	SK/YD	TD	LG	INT	RTG
Ben Roethlisberger	35	23	159	2/21	1	24	1	73.4
Mason Rudolph	8	5	35	0/0	0	12	0	72.4
TOTAL	43	28	194	2/21	1	24	1	73.2

RUSHING	ATT	YDS	AVG	LG	TD
Najee Harris	19	93	4.9	21	0
Benny Snell Jr.	5	20	4.0	8	0
Mason Rudolph	1	17	17.0	17	0
TOTAL	25	130	5.2	21	0

RECEIVING	NO	YDS	AVG	LG	TD
Diontae Johnson	6	51	8.5	18	1
Najee Harris	5	17	3.4	6	0
Chase Claypool	4	41	10.3	24	0
Zach Gentry	4	31	7.8	12	0
Ray-Ray McCloud	4	25	6.3	17	0
Cody White	3	16	5.3	6	0
Kevin Rader	1	7	7.0	7	0
Benny Snell Jr.	1	6	6.0	6	0
TOTAL	28	194	6.9	24	1

TOP DEFENSE	TOT	SOLO	AST	SCK	YDS	INT
Robert Spillane	13	5	8	0.0	0.0	0
Minkah Fitzpatrick	12	5	7	0.0	0.0	0
Joe Schobert	10	4	6	0.0	0.0	0

FIELD GOALS	FGM/FGA	PERCENT	RESULTS
Chris Boswell	1-2	50.0	36WL, 34G
TOTAL	1-2	50.0	

KANSAS CITY CHIEFS

PASSING	ATT	CP	YDS	SK/YD	TD	LG	INT	RTG
Patrick Mahomes	30	23	258	2/4	3	50	0	135.1
TOTAL	30	23	258	2/4	3	50	0	135.1

RUSHING	ATT	YDS	AVG	LG	TD
Darrel Williams	11	55	5.0	12	0
Derrick Gore	12	43	3.6	10	0
Clyde Edwards-Helaire	9	27	3.0	7	1
Michael Burton	1	2	2.0	2	0
Chad Henne	2	0	0.0	0	0
TOTAL	35	127	3.6	12	1

RECEIVING	NO	YDS	AVG	LG	TD
Byron Pringle	6	75	12.5	22	2
Derrick Gore	3	61	20.3	50	0
Mecole Hardman	3	31	10.3	14	1
Darrel Williams	3	30	10.0	18	0
Tyreek Hill	2	19	9.5	10	0
Demarcus Robinson	2	15	7.5	9	0
Noah Gray	2	12	6.0	7	0
Blake Bell	1	11	11.0	11	0
Clyde Edwards-Helaire	1	4	4.0	4	0
TOTAL	23	258	11.2	50	3

TOP DEFENSE	TOT	SOLO	AST	SCK	YDS	INT
Ben Niemann	7	6	1	0.0	0.0	0
Dicaprio Bootle	7	5	2	0.0	0.0	0
Juan Thornhill	7	4	3	0.0	0.0	0

FIELD GOALS	FGM/FGA	PERCENT	RESULTS
Elliott Fry	3-4	75.0	44G, 39WL, 34G, 30G
TOTAL	3-4	75.0	

Team Statistics Steelers Chiefs

First Downs	20	25
3rd-Down Eff. (Made/Att/Pct)	5/13/38%	4/11/36%
4th-Down Eff. (Made/Att/Pct)	2/3/67%	1/1/100%
Total Net Yards	303	381
Total Plays	70	67
Yards Per Play	4.3	5.7
Rushes/Net Yards	25/130	35/127
Net Passing	173	254
Pass Attempts/Completions	43/28	30/23
Had Intercepted	1	0
Sacked/Yards Lost	2/21	2/4
Punts/Average	2/60.5	2/45.5
Penalties/Yards	5/40	5/41
Fumbles/Lost	2/2	3/0
Possession Time	25:18	34:42



WEEK 15
Tennessee Titans 13, Pittsburgh Steelers 19
59,521 🇺🇸 Heinz Field 🇺🇸 Dec 19, 2021



Tennessee Titans	10	3	0	0	—	13
Pittsburgh Steelers	0	3	7	9	—	19

SCORING DRIVES

TEAM	QTR	TIME	SCORING PLAY	TEN	PIT
Titans	1	07:41	R.Tannehill 1 yd. run (R.Bullock kick) (6-25, 2:29)	7	0
Titans	1	01:13	R.Bullock 26 yd. Field Goal (11-45, 4:54)	10	0
Steelers	2	10:35	C.Boswell 36 yd. Field Goal (5-18, 2:11)	10	3
Titans	2	00:18	R.Bullock 32 yd. Field Goal (19-64,10:17)	13	3
Steelers	3	03:08	B.Roethlisberger 1 yd. run (C.Boswell kick) (8-63, 3:59)	13	10
Steelers	4	13:24	C.Boswell 28 yd. Field Goal (7-31, 2:26)	13	13
Steelers	4	07:20	C.Boswell 46 yd. Field Goal (4-4, 1:56)	13	16
Steelers	4	04:29	C.Boswell 48 yd. Field Goal (4-5, 2:07)	13	19

TENNESSEE TITANS

PASSING	ATT	CP	YDS	SK/YD	TD	LG	INT	RTG
Ryan Tannehill	32	23	153	4/36	0	18	1	68.9
TOTAL	32	23	153	4/36	0	18	1	68.9

RUSHING	ATT	YDS	AVG	LG	TD
D'Onta Foreman	22	108	4.9	20	0
Dontrell Hilliard	9	49	5.4	15	0
Jeremy McNichols	6	26	4.3	9	0
Ryan Tannehill	5	18	3.6	11	1
TOTAL	42	201	4.8	20	1

RECEIVING	NO	YDS	AVG	LG	TD
Nick Westbrook-Ikhine	4	32	8.0	12	0
Chester Rogers	4	30	7.5	13	0
Dontrell Hilliard	4	10	2.5	5	0
Jeremy McNichols	3	25	8.3	11	0
D'Onta Foreman	2	27	13.5	18	0
Anthony Firkser	2	19	9.5	11	0
Cody Hollister	1	5	5.0	5	0
Geoff Swalm	1	5	5.0	5	0
MyCole Pruitt	1	1	1.0	1	0
Racey McMath	1	-1	-1.0	-1	0
TOTAL	23	153	6.7	18	0

TOP DEFENSE	TOT	SOLO	AST	SCK	YDS	INT
Zach Cunningham	6	4	2	0.0	0.0	0
Rashaan Evans	5	3	2	0.0	0.0	0
Elijah Molden	4	4	0	0.0	0.0	0

FIELD GOALS	FGM/FGA	PERCENT	RESULTS
Randy Bullock	2-2	100.0	26G, 32G
TOTAL	2-2	100.0	

PITTSBURGH STEELERS

PASSING	ATT	CP	YDS	SK/YD	TD	LG	INT	RTG
Ben Roethlisberger	25	16	148	3/15	0	19	0	80.1
TOTAL	25	16	148	3/15	0	19	0	80.1

RUSHING	ATT	YDS	AVG	LG	TD
Najee Harris	12	18	1.5	7	0
Diontae Johnson	1	10	10.0	10	0
Chase Claypool	1	7	7.0	7	0
Ben Roethlisberger	3	0	0.0	1t	1
TOTAL	17	35	2.1	10	1

RECEIVING	NO	YDS	AVG	LG	TD
Diontae Johnson	5	38	7.6	16	0
Pat Freiermuth	4	37	9.3	14	0
James Washington	3	36	12.0	19	0
Najee Harris	2	8	4.0	5	0
Zach Gentry	1	17	17.0	17	0
Ray-Ray McCloud	1	0	0.0	0	0
TOTAL	16	148	9.3	19	0

TOP DEFENSE	TOT	SOLO	AST	SCK	YDS	INT
Minkah Fitzpatrick	14	12	2	0.0	0.0	0
Terrell Edmunds	10	7	3	0.0	0.0	0
Joe Schobert	7	4	3	0.0	0.0	1

FIELD GOALS	FGM/FGA	PERCENT	RESULTS
Chris Boswell	4-5	80.0	36G, 56SH, 28G, 46G, 48G
TOTAL	4-5	80.0	

Team Statistics

First Downs	22	12
3rd-Down Eff. (Made/Att/Pct)	8/18/44%	2/11/18%
4th-Down Eff. (Made/Att/Pct)	1/2/50%	0/0/0%
Total Net Yards	318	168
Total Plays	78	45
Yards Per Play	4.1	3.7
Rushes/Net Yards	42/201	17/35
Net Passing	117	133
Pass Attempts/Completions	32/23	25/16
Had Intercepted	1	0
Sacked/Yards Lost	4/36	3/15
Punts/Average	3/47.7	5/39.8
Penalties/Yards	7/68	5/30
Fumbles/Lost	5/3	0/0
Possession Time	39:08	20:52

Titans Steelers



WEEK 14
Pittsburgh Steelers 28, Minnesota Vikings 36
66,718 U.S. Bank Stadium Dec 9, 2021



Pittsburgh Steelers	0	0	7	21	—	28
Minnesota Vikings	6	17	6	7	—	36

SCORING DRIVES

TEAM	QTR	TIME	SCORING PLAY	PIT	MIN
Vikings	1	03:31	J.Jefferson 14 yd. pass from K.Cousins (kick failed, wr) (5-61, 2:01)	0	6
Vikings	2	14:43	G.Joseph 38 yd. Field Goal (7-37, 2:02)	0	9
Vikings	2	09:55	D.Cook 29 yd. run (G.Joseph kick) (5-78, 3:06)	0	16
Vikings	2	02:20	D.Cook 7 yd. run (G.Joseph kick) (12-60, 5:19)	0	23
Vikings	3	09:36	G.Joseph 42 yd. Field Goal (7-10, 2:49)	0	26
Vikings	3	06:15	G.Joseph 25 yd. Field Goal (6-23, 2:07)	0	29
Steelers	3	02:11	N.Harris 3 yd. pass from B.Roethlisberger (C.Boswell kick) (10-75, 4:04)	7	29
Steelers	4	14:49	N.Harris 1 yd. run (C.Boswell kick) (7-42, 2:14)	14	29
Steelers	4	12:11	J.Washington 30 yd. pass from B.Roethlisberger (pass failed) (3-69, 1:06)	20	29
Vikings	4	10:51	K.Osborn 62 yd. pass from K.Cousins (G.Joseph kick) (3-75, 1:20)	20	36
Steelers	4	04:14	P.Freiermuth 15 yd. pass from B.Roethlisberger (B.Roethlisberger-D.Johnson pass) (2-21, 0:44)	28	36

PITTSBURGH STEELERS

PASSING	ATT	CP	YDS	SK/YD	TD	LG	INT	RTG
Ben Roethlisberger	40	28	308	5/39	3	38	1	107.1
TOTAL	40	28	308	5/39	3	38	1	107.1

RUSHING	ATT	YDS	AVG	LG	TD
Najee Harris	20	94	4.7	23	1
Diontae Johnson	1	7	7.0	7	0
Ben Roethlisberger	1	5	5.0	5	0
Chase Claypool	1	2	2.0	2	0
Benny Snell Jr.	1	-2	-2.0	-2	0
TOTAL	24	106	4.4	23	1

RECEIVING	NO	YDS	AVG	LG	TD
Chase Claypool	8	93	11.6	38	0
Ray-Ray McCloud	6	32	5.3	10	0
Diontae Johnson	5	76	15.2	37	0
James Washington	4	65	16.3	30t	1
Najee Harris	3	10	3.3	6	1
Pat Freiermuth	2	32	16.0	17	1
TOTAL	28	308	11.0	38	3

TOP DEFENSE	TOT	SOLO	AST	SCK	YDS	INT
Devin Bush	8	3	5	0.0	0.0	0
Joe Schobert	7	4	3	0.0	0.0	0
Minkah Fitzpatrick	6	3	3	0.0	0.0	0

FIELD GOALS	FGM/FGA	PERCENT	RESULTS
Chris Boswell	0-1	0.0	49WL
TOTAL	0-1	0.0	

MINNESOTA VIKINGS

PASSING	ATT	CP	YDS	SK/YD	TD	LG	INT	RTG
Kirk Cousins	31	14	216	0/0	2	62t	2	63.4
TOTAL	31	14	216	0/0	2	62T	2	63.4

RUSHING	ATT	YDS	AVG	LG	TD
Dalvin Cook	27	205	7.6	30	2
Alexander Mattison	6	27	4.5	14	0
Kirk Cousins	2	14	7.0	11	0
Justin Jefferson	1	-4	-4.0	-4	0
TOTAL	36	242	6.7	30	2

RECEIVING	NO	YDS	AVG	LG	TD
Justin Jefferson	7	79	11.3	22	1
K.J. Osborn	3	83	27.7	62t	1
Tyler Conklin	2	20	10.0	19	0
Dalvin Cook	1	17	17.0	17	0
Chris Herndon	1	17	17.0	17	0
TOTAL	14	216	15.4	62T	2

TOP DEFENSE	TOT	SOLO	AST	SCK	YDS	INT
Eric Kendricks	11	5	6	1.0	9.0	0
Anthony Barr	9	4	5	0.0	0.0	0
Bashaud Breeland	8	7	1	0.0	0.0	1

FIELD GOALS	FGM/FGA	PERCENT	RESULTS
Greg Joseph	3-4	75.0	53WL, 38G, 42G, 25G
TOTAL	3-4	75.0	

Team Statistics

Steelers Vikings

First Downs	22	22
3rd-Down Eff. (Made/Att/Pct)	4/13/31%	5/14/36%
4th-Down Eff. (Made/Att/Pct)	2/2/100%	1/1/100%
Total Net Yards	375	458
Total Plays	69	67
Yards Per Play	5.4	6.8
Rushes/Net Yards	24/106	36/242
Net Passing	269	216
Pass Attempts/Completions	40/28	31/14
Had Intercepted	1	2
Sacked/Yards Lost	5/39	0/0
Punts/Average	6/43.0	3/48.7
Penalties/Yards	10/85	11/102
Fumbles/Lost	1/0	0/0
Possession Time	29:32	30:28



19

WEEK 13
Baltimore Ravens 19, Pittsburgh Steelers 20
59,303 🇺🇸 Heinz Field 🇺🇸 Dec 5, 2021



20

Baltimore Ravens	0	7	3	9	—	19
Pittsburgh Steelers	0	3	0	17	—	20

SCORING DRIVES

TEAM	QTR	TIME	SCORING PLAY	BAL	PIT
Ravens	2	08:37	D.Freeman 3 yd. run (J.Tucker kick) (16-99,10:27)	7	0
Steelers	2	00:27	C.Boswell 53 yd. Field Goal (9-52, 1:21)		7
Ravens	3	07:24	J.Tucker 35 yd. Field Goal (10-41, 5:20)		10
Steelers	4	14:01	D.Johnson 29 yd. pass from B.Roethlisberger (kick failed, wl) (4-78, 1:38)		10
Ravens	4	11:51	J.Tucker 28 yd. Field Goal (5-51, 2:10)		13
Steelers	4	07:18	C.Boswell 43 yd. Field Goal (10-50, 4:33)		13
Steelers	4	01:48	D.Johnson 5 yd. pass from B.Roethlisberger (B.Roethlisberger-P.Freimuth pass) (11-69, 4:33)		13
Ravens	4	00:12	S.Watkins 6 yd. pass from L.Jackson (pass failed) (8-60, 1:36)		19

BALTIMORE RAVENS

PASSING	ATT	CP	YDS	SK/YD	TD	LG	INT	RTG
Lamar Jackson	37	23	253	7/34	1	29	1	80.1
TOTAL	37	23	253	7/34	1	29	1	80.1

RUSHING	ATT	YDS	AVG	LG	TD
Lamar Jackson	8	55	6.9	13	0
Devonta Freeman	14	52	3.7	18	1
Latavius Murray	2	1	0.5	3	0
Nate McCrary	1	-1	-1.0	-1	0
TOTAL	25	107	4.3	18	1

RECEIVING	NO	YDS	AVG	LG	TD
Marquise Brown	5	55	11.0	22	0
Devonta Freeman	5	45	9.0	15	0
Mark Andrews	4	50	12.5	29	0
Sammy Watkins	4	39	9.8	15	1
Latavius Murray	2	34	17.0	18	0
Devin Duvernay	2	21	10.5	18	0
Patrick Ricard	1	9	9.0	9	0
TOTAL	23	253	11.0	29	1

TOP DEFENSE	TOT	SOLO	AST	SCK	YDS	INT
Brandon Williams	11	6	5	0.0	0.0	0
Brandon Stephens	7	5	2	0.0	0.0	0
Josh Bynes	7	3	4	0.0	0.0	0

FIELD GOALS	FGM/FGA	PERCENT	RESULTS
Justin Tucker	2-2	100.0	35G, 28G
TOTAL	2-2	100.0	

PITTSBURGH STEELERS

PASSING	ATT	CP	YDS	SK/YD	TD	LG	INT	RTG
Ben Roethlisberger	31	21	236	1/0	2	40	0	111.8
TOTAL	31	21	236	1/0	2	40	0	111.8

RUSHING	ATT	YDS	AVG	LG	TD
Najee Harris	21	71	3.4	13	0
Benny Snell Jr.	2	13	6.5	8	0
Chase Claypool	1	2	2.0	2	0
Ben Roethlisberger	1	-1	-1.0	-1	0
TOTAL	25	85	3.4	13	0

RECEIVING	NO	YDS	AVG	LG	TD
Diontae Johnson	8	105	13.1	29t	2
Najee Harris	5	36	7.2	18	0
Pat Freiermuth	3	26	8.7	17	0
Chase Claypool	2	52	26.0	40	0
Zach Gentry	2	10	5.0	5	0
Ray-Ray McCloud	1	7	7.0	7	0
TOTAL	21	236	11.2	40	2

TOP DEFENSE	TOT	SOLO	AST	SCK	YDS	INT
Minkah Fitzpatrick	9	7	2	0.0	0.0	1
Joe Schobert	7	6	1	0.0	0.0	0
T.J. Watt	6	5	1	3.5	12.0	0

FIELD GOALS	FGM/FGA	PERCENT	RESULTS
Chris Boswell	2-2	100.0	53G, 43G
TOTAL	2-2	100.0	

Team Statistics

First Downs	22	17
3rd-Down Eff. (Made/Att/Pct)	8/16/50%	5/12/42%
4th-Down Eff. (Made/Att/Pct)	0/0/0%	0/0/0%
Total Net Yards	326	321
Total Plays	69	57
Yards Per Play	4.7	5.6
Rushes/Net Yards	25/107	25/85
Net Passing	219	236
Pass Attempts/Completions	37/23	31/21
Had Intercepted	1	0
Sacked/Yards Lost	7/34	1/0
Punts/Average	4/50.8	5/43.4
Penalties/Yards	10/55	5/81
Fumbles/Lost	1/0	0/0
Possession Time	36:30	23:30

Ravens Steelers



WEEK 12
Pittsburgh Steelers 10, Cincinnati Bengals 41
63,238 🌐 Paul Brown Stadium 🌐 Nov 28, 2021



Pittsburgh Steelers	3	0	0	7	—	10
Cincinnati Bengals	10	21	3	7	—	41

SCORING DRIVES

TEAM	QTR	TIME	SCORING PLAY					PIT	CIN
Bengals	1	09:29	J.Burrow 8 yd. run (E.McPherson kick) (10-75, 5:31)					0	7
Bengals	1	06:01	E.McPherson 31 yd. Field Goal (4-8, 1:55)					0	10
Steelers	1	02:17	C.Boswell 40 yd. Field Goal (8-53, 3:44)					3	10
Bengals	2	14:15	T.Higgins 32 yd. pass from J.Burrow (E.McPherson kick) (6-75, 3:02)					3	17
Bengals	2	02:43	J.Mixon 1 yd. run (E.McPherson kick) (14-84, 7:35)					3	24
Bengals	2	00:30	M.Hilton 24 yd. interception return (E.McPherson kick)					3	31
Bengals	3	02:35	E.McPherson 51 yd. Field Goal (8-12, 3:48)					3	34
Bengals	4	13:10	J.Mixon 1 yd. run (E.McPherson kick) (5-65, 2:57)					3	41
Steelers	4	02:59	P.Freiermuth 15 yd. pass from B.Roethlisberger (C.Boswell kick) (9-69, 3:12)					10	41

PITTSBURGH STEELERS

PASSING	ATT	CP	YDS	SK/YD	TD	LG	INT	RTG
Ben Roethlisberger	41	24	263	3/13	1	41	2	65.4
TOTAL	41	24	263	3/13	1	41	2	65.4

RUSHING	ATT	YDS	AVG	LG	TD
Najee Harris	8	23	2.9	5	0
Kalen Ballage	3	21	7.0	13	0
Benny Snell Jr.	2	5	2.5	4	0
Anthony McFarland Jr.	2	2	1.0	3	0
TOTAL	15	51	3.4	13	0

RECEIVING	NO	YDS	AVG	LG	TD
Diontae Johnson	9	95	10.6	16	0
Pat Freiermuth	4	40	10.0	15t	1
Chase Claypool	3	82	27.3	41	0
Najee Harris	3	14	4.7	12	0
Anthony McFarland Jr.	1	11	11.0	11	0
Zach Gentry	1	10	10.0	10	0
Kalen Ballage	1	6	6.0	6	0
James Washington	1	3	3.0	3	0
Anthony Miller	1	2	2.0	2	0
TOTAL	24	263	11.0	41	1

TOP DEFENSE	TOT	SOLO	AST	SCK	YDS	INT
Joe Schobert	10	8	2	0.0	0.0	0
Minkah Fitzpatrick	9	5	4	0.0	0.0	1
Cameron Heyward	8	3	5	1.0	6.0	0

FIELD GOALS	FGM/FGA	PERCENT	RESULTS
Chris Boswell	1-1	100.0	40G
TOTAL	1-1	100.0	

CINCINNATI BENGALS

PASSING	ATT	CP	YDS	SK/YD	TD	LG	INT	RTG
Joe Burrow	24	20	190	2/18	1	32t	1	96.2
Brandon Allen	1	0	0	0/0	0	0	0	39.6
TOTAL	25	20	190	2/18	1	32t	1	95.0

RUSHING	ATT	YDS	AVG	LG	TD
Joe Mixon	28	165	5.9	32	2
Chris Evans	5	23	4.6	13	0
Joe Burrow	1	8	8.0	8t	1
Samaje Perine	3	3	1.0	4	0
Brandon Allen	1	-1	-1.0	-1	0
TOTAL	38	198	5.2	32	3

RECEIVING	NO	YDS	AVG	LG	TD
Tee Higgins	6	114	19.0	32t	1
Joe Mixon	4	-2	-0.5	5	0
Ja'Marr Chase	3	39	13.0	16	0
C.J. Uzomah	3	9	3.0	7	0
Tyler Boyd	2	13	6.5	9	0
Samaje Perine	1	12	12.0	12	0
Chris Evans	1	5	5.0	5	0
TOTAL	20	190	9.5	32T	1

TOP DEFENSE	TOT	SOLO	AST	SCK	YDS	INT
Logan Wilson	6	6	0	0.0	0.0	0
Markus Bailey	5	3	2	0.0	0.0	0
B.J. Hill	4	3	1	1.0	9.0	0

FIELD GOALS	FGM/FGA	PERCENT	RESULTS
Evan McPherson	2-2	100.0	31G, 51G
TOTAL	2-2	100.0	

Team Statistics

First Downs	16	25
3rd-Down Eff. (Made/Att/Pct)	7/13/54%	5/11/45%
4th-Down Eff. (Made/Att/Pct)	0/0/0%	1/1/100%
Total Net Yards	301	370
Total Plays	59	65
Yards Per Play	5.1	5.7
Rushes/Net Yards	15/51	38/198
Net Passing	250	172
Pass Attempts/Completions	41/24	25/20
Had Intercepted	2	1
Sacked/Yards Lost	3/13	2/18
Punts/Average	5/38.0	3/46.3
Penalties/Yards	4/30	3/18
Fumbles/Lost	2/1	0/0
Possession Time	24:40	35:20

Steelers Bengals



WEEK 11
Pittsburgh Steelers 37, Los Angeles Chargers 41
70,240 🇺🇸 SoFi Stadium 🇺🇸 Nov 21, 2021



Pittsburgh Steelers	3	7	0	27	—	37
Los Angeles Chargers	7	10	10	14	—	41

SCORING DRIVES

TEAM	QTR	TIME	SCORING PLAY	PIT	LAC
Steelers	1	08:29	C.Boswell 36 yd. Field Goal (13:57, 6:31)	3	0
Chargers	1	02:09	A.Ekeler 6 yd. run (D.Hopkins kick) (12:73, 6:20)	3	7
Chargers	2	03:42	A.Ekeler 10 yd. pass from J.Herbert (D.Hopkins kick) (12:98, 6:54)	3	14
Steelers	2	01:09	D.Johnson 10 yd. pass from B.Roethlisberger (C.Boswell kick) (7:64, 2:33)	10	14
Chargers	2	00:02	D.Hopkins 30 yd. Field Goal (8:63, 1:07)	10	17
Chargers	3	11:50	A.Ekeler 17 yd. pass from J.Herbert (D.Hopkins kick) (6:70, 3:10)	10	24
Chargers	3	03:40	D.Hopkins 41 yd. Field Goal (11:51, 6:28)	10	27
Steelers	4	14:10	C.Boswell 36 yd. Field Goal (10:57, 4:30)	13	27
Steelers	4	11:35	N.Harris 1 yd. run (C.Boswell kick) (4:3, 0:58)	20	27
Chargers	4	08:48	A.Ekeler 5 yd. run (D.Hopkins kick) (7:75, 2:47)	20	34
Steelers	4	04:49	E.Ebron 5 yd. pass from B.Roethlisberger (C.Boswell kick) (9:75, 3:59)	27	34
Steelers	4	04:23	P.Freiermuth 5 yd. pass from B.Roethlisberger (C.Boswell kick) (2:11, 0:13)	34	34
Steelers	4	03:24	C.Boswell 45 yd. Field Goal (4:7, 0:19)	37	34
Chargers	4	02:09	M.Williams 53 yd. pass from J.Herbert (D.Hopkins kick) (3:75, 1:15)	37	41

PITTSBURGH STEELERS

PASSING	ATT	CP	YDS	SK/YD	TD	LG	INT	RTG
Ben Roethlisberger	44	28	273	3/28	3	37	0	103.7
TOTAL	44	28	273	3/28	3	37	0	103.7

RUSHING	ATT	YDS	AVG	LG	TD
Najee Harris	12	39	3.3	12	1
Benny Snell Jr.	2	7	3.5	4	0
Ray-Ray McCloud	1	5	5.0	5	0
Kalen Ballage	1	3	3.0	3	0
Chase Claypool	2	1	0.5	3	0
TOTAL	18	55	3.1	12	1

RECEIVING	NO	YDS	AVG	LG	TD
Diontae Johnson	7	101	14.4	32	1
Chase Claypool	5	93	18.6	37	0
Najee Harris	5	20	4.0	7	0
Pat Freiermuth	4	11	2.8	5t	1
Eric Ebron	3	24	8.0	18	1
Ray-Ray McCloud	2	12	6.0	8	0
James Washington	2	12	6.0	7	0
TOTAL	28	273	9.8	37	3

TOP DEFENSE	TOT	SOLO	AST	SCK	YDS	INT
Cameron Sutton	10	7	3	0.0	0.0	1
Tre Norwood	7	6	1	0.0	0.0	0
Alex Highsmith	6	3	3	1.5	6.0	0

FIELD GOALS	FGM/FGA	PERCENT	RESULTS
Chris Boswell	3-3	100.0	36G, 36G, 45G
TOTAL	3-3	100.0	

LOS ANGELES CHARGERS

PASSING	ATT	CP	YDS	SK/YD	TD	LG	INT	RTG
Justin Herbert	41	30	382	2/8	3	53t	1	116.1
TOTAL	41	30	382	2/8	3	53T	1	116.1

RUSHING	ATT	YDS	AVG	LG	TD
Justin Herbert	9	90	10.0	36	0
Austin Ekeler	11	50	4.5	12	2
Joshua Palmer	1	6	6.0	6	0
Larry Rountree III	2	5	2.5	5	0
Andre Roberts	1	4	4.0	4	0
Jalen Guyton	1	2	2.0	2	0
Justin Jackson	1	2	2.0	2	0
TOTAL	26	159	6.1	36	2

RECEIVING	NO	YDS	AVG	LG	TD
Keenan Allen	9	112	12.4	30	0
Austin Ekeler	6	65	10.8	17t	2
Mike Williams	5	97	19.4	53t	1
Donald Parham Jr.	4	38	9.5	12	0
Jared Cook	3	28	9.3	13	0
Jalen Guyton	1	18	18.0	18	0
Joshua Palmer	1	17	17.0	17	0
Tre' McKitty	1	7	7.0	7	0
TOTAL	30	382	12.7	53T	3

TOP DEFENSE	TOT	SOLO	AST	SCK	YDS	INT
Kyzir White	9	6	3	0.0	0.0	0
Asante Samuel Jr.	7	5	2	0.0	0.0	0
Derwin James Jr.	6	2	4	0.0	0.0	0

FIELD GOALS	FGM/FGA	PERCENT	RESULTS
Dustin Hopkins	2-2	100.0	30G, 41G
TOTAL	2-2	100.0	

Team Statistics

First Downs	22	33
3rd-Down Eff. (Made/Att/Pct)	8/15/53%	7/12/58%
4th-Down Eff. (Made/Att/Pct)	0/2/0%	0/1/0%
Total Net Yards	300	533
Total Plays	65	69
Yards Per Play	4.6	7.7
Rushes/Net Yards	18/55	26/159
Net Passing	245	374
Pass Attempts/Completions	44/28	41/30
Had Intercepted	0	1
Sacked/Yards Lost	3/28	2/8
Punts/Average	1/46.0	1/0.0
Penalties/Yards	8/38	12/75
Fumbles/Lost	1/0	0/0
Possession Time	28:14	31:46

Steelers Chargers



16

WEEK 10
Detroit Lions 16, Pittsburgh Steelers 16 (OT)
58,716 🇺🇸 Heinz Field 🇺🇸 Nov 14, 2021



16

Detroit Lions	0	10	6	0	0	—	16
Pittsburgh Steelers	7	3	3	3	0	—	16

SCORING DRIVES

TEAM	QTR	TIME	SCORING PLAY	DET	PIT
Steelers	1	09:40	J.Washington 9 yd. pass from M.Rudolph (C.Boswell kick) (10-83, 5:20)	0	7
Lions	2	12:43	J.Jefferson 28 yd. run (R.Santoso kick) (3-39, 1:28)	7	7
Steelers	2	04:22	C.Boswell 20 yd. Field Goal (13-73, 8:21)	7	10
Lions	2	00:00	R.Santoso 20 yd. Field Goal (12-67, 4:22)	10	10
Lions	3	12:09	G.Igwebuike 42 yd. run (kick failed, wr) (6-85, 2:51)	16	10
Steelers	3	08:26	C.Boswell 23 yd. Field Goal (13-69, 3:43)	16	13
Steelers	4	11:31	C.Boswell 51 yd. Field Goal (6-17, 3:21)	16	16

DETROIT LIONS

PASSING	ATT	CP	YDS	SK/YD	TD	LG	INT	RTG
Jared Goff	25	14	114	4/37	0	30	0	67.8
TOTAL	25	14	114	4/37	0	30	0	67.8

RUSHING	ATT	YDS	AVG	LG	TD
D'Andre Swift	33	130	3.9	21	0
Godwin Igwebuike	2	56	28.0	42t	1
Jermar Jefferson	3	41	13.7	28t	1
Jason Cabinda	1	2	2.0	2	0
TOTAL	39	229	5.9	42T	2

RECEIVING	NO	YDS	AVG	LG	TD
Amon-Ra St. Brown	4	61	15.3	30	0
Kalif Raymond	4	29	7.3	12	0
D'Andre Swift	3	5	1.7	5	0
Trinity Benson	2	17	8.5	8	0
Brock Wright	1	2	2.0	2	0
TOTAL	14	114	8.1	30	0

TOP DEFENSE	TOT	SOLO	AST	SCK	YDS	INT
Alex Anzalone	9	6	3	0.0	0.0	0
Tracy Walker	7	7	0	0.0	0.0	0
Amani Oluwariye	7	5	2	0.0	0.0	0

FIELD GOALS	FGM/FGA	PERCENT	RESULTS
Ryan Santoso	1-2	50.0	20G, 48SH
TOTAL	1-2	50.0	

PITTSBURGH STEELERS

PASSING	ATT	CP	YDS	SK/YD	TD	LG	INT	RTG
Mason Rudolph	50	30	242	0/0	1	36	1	70.6
TOTAL	50	30	242	0/0	1	36	1	70.6

RUSHING	ATT	YDS	AVG	LG	TD
Najee Harris	26	105	4.0	12	0
Mason Rudolph	4	36	9.0	26	0
Benny Snell Jr.	1	4	4.0	4	0
TOTAL	31	145	4.7	26	0

RECEIVING	NO	YDS	AVG	LG	TD
Ray-Ray McCloud	9	63	7.0	17	0
Diontae Johnson	7	83	11.9	36	0
Pat Freiermuth	5	31	6.2	10	0
Najee Harris	4	28	7.0	10	0
James Washington	2	15	7.5	9t	1
Eric Ebron	2	13	6.5	9	0
Derek Watt	1	9	9.0	9	0
TOTAL	30	242	8.1	36	1

TOP DEFENSE	TOT	SOLO	AST	SCK	YDS	INT
Joe Schobert	13	8	5	0.0	0.0	0
Alex Highsmith	11	8	3	0.0	0.0	0
Devin Bush	9	5	4	0.0	0.0	0

FIELD GOALS	FGM/FGA	PERCENT	RESULTS
Chris Boswell	3-3	100.0	20G, 23G, 51G
TOTAL	3-3	100.0	

Team Statistics

First Downs	17	22
3rd-Down Eff. (Made/Att/Pct)	4/18/22%	7/17/41%
4th-Down Eff. (Made/Att/Pct)	2/2/100%	0/0/0%
Total Net Yards	306	387
Total Plays	68	81
Yards Per Play	4.5	4.8
Rushes/Net Yards	39/229	31/145
Net Passing	77	242
Pass Attempts/Completions	25/14	50/30
Had Intercepted	0	1
Sacked/Yards Lost	4/37	0/0
Punts/Average	10/46.4	6/46.7
Penalties/Yards	8/84	7/59
Fumbles/Lost	0/0	3/2
Possession Time	33:12	36:48

Lions Steelers



WEEK 9
Chicago Bears 27, Pittsburgh Steelers 29
60,788 🇺🇸 Heinz Field 🇺🇸 Nov 8, 2021



Chicago Bears	0	3	3	21	—	27
Pittsburgh Steelers	7	7	6	9	—	29

SCORING DRIVES

TEAM	QTR	TIME	SCORING PLAY	CHI	PIT
Steelers	1	09:42	N.Harris 10 yd. run (C.Boswell kick) (6:59, 3:20)	0	7
Steelers	2	13:22	P.Freiermuth 4 yd. pass from B.Roethlisberger (C.Boswell kick) (9:36, 3:41)	0	14
Bears	2	00:15	C.Santos 30 yd. Field Goal (12:52, 4:32)	3	14
Bears	3	07:43	C.Santos 22 yd. Field Goal (10:89, 4:59)	6	14
Steelers	3	02:08	P.Freiermuth 10 yd. pass from B.Roethlisberger (kick failed, wl) (9:75, 5:35)	6	20
Bears	4	14:17	D.Mooney 15 yd. run (C.Santos kick) (6:82, 2:51)	13	20
Steelers	4	11:54	C.Boswell 54 yd. Field Goal (4:39, 2:23)	13	23
Bears	4	06:31	D.Houston-Carson 25 yd. fumble return (C.Santos kick)	20	23
Steelers	4	02:52	C.Boswell 52 yd. Field Goal (11:41, 3:39)	20	26
Bears	4	01:46	D.Mooney 16 yd. pass from J.Fields (C.Santos kick) (7:75, 1:06)	26	26
Steelers	4	00:26	C.Boswell 40 yd. Field Goal (7:52, 1:20)	27	29

CHICAGO BEARS

PASSING	ATT	CP	YDS	SK/YD	TD	LG	INT	RTG
Justin Fields	29	17	291	3/13	1	50	1	89.9
TOTAL	29	17	291	3/13	1	50	1	89.9

RUSHING	ATT	YDS	AVG	LG	TD
David Montgomery	13	63	4.8	21	0
Justin Fields	8	45	5.6	8	0
Darnell Mooney	1	15	15.0	15t	1
Khalil Herbert	4	13	3.3	8	0
TOTAL	26	136	5.2	21	1

RECEIVING	NO	YDS	AVG	LG	TD
Cole Kmet	6	87	14.5	25	0
Allen Robinson II	4	68	17.0	39	0
Darnell Mooney	3	41	13.7	20	1
David Montgomery	2	17	8.5	11	0
Marquise Goodwin	1	50	50.0	50	0
Jimmy Graham	1	28	28.0	28	0
TOTAL	17	291	17.1	50	1

TOP DEFENSE	TOT	SOLO	AST	SCK	YDS	INT
Roquan Smith	12	6	6	1.0	9.0	0
Danny Trevathan	7	3	4	0.0	0.0	0
Duke Shelley	5	5	0	0.0	0.0	0

FIELD GOALS	FGM/FGA	PERCENT	RESULTS
Cairo Santos	2-3	66.7	30G, 22G, 65SH
TOTAL	2-3	66.0	

PITTSBURGH STEELERS

PASSING	ATT	CP	YDS	SK/YD	TD	LG	INT	RTG
Ben Roethlisberger	30	21	205	4/30	2	42	0	111.1
TOTAL	30	21	205	4/30	2	42	0	111.1

RUSHING	ATT	YDS	AVG	LG	TD
Najee Harris	22	62	2.8	13	1
Chase Claypool	2	13	6.5	11	0
James Washington	2	13	6.5	12	0
Diontae Johnson	2	11	5.5	11	0
Benny Snell Jr.	2	6	3.0	5	0
Ben Roethlisberger	2	0	0.0	1	0
TOTAL	32	105	3.3	13	1

RECEIVING	NO	YDS	AVG	LG	TD
Diontae Johnson	5	56	11.2	22	0
Pat Freiermuth	5	43	8.6	13	2
Chase Claypool	3	30	10.0	26	0
Najee Harris	3	16	5.3	9	0
James Washington	1	42	42.0	42	0
Ray-Ray McCloud	1	12	12.0	12	0
Derek Watt	1	3	3.0	3	0
Kalen Ballage	1	2	2.0	2	0
Kevin Rader	1	1	1.0	1	0
TOTAL	21	205	9.8	42	2

TOP DEFENSE	TOT	SOLO	AST	SCK	YDS	INT
Minkah Fitzpatrick	8	8	0	0.0	0.0	0
T.J. Watt	7	4	3	3.0	13.0	0
Joe Schobert	5	2	3	0.0	0.0	0

FIELD GOALS	FGM/FGA	PERCENT	RESULTS
Chris Boswell	3-3	100.0	54G, 52G, 40G
TOTAL	3-3	100.0	

Team Statistics

	20	20
First Downs	4/12/33%	6/17/35%
3rd-Down Eff. (Made/Att/Pct)	0/0/0%	2/2/100%
4th-Down Eff. (Made/Att/Pct)	414	280
Total Net Yards	58	66
Total Plays	7.1	4.2
Yards Per Play	26/136	32/105
Rushes/Net Yards	278	175
Net Passing	29/17	30/21
Pass Attempts/Completions	1	0
Had Intercepted	3/13	4/30
Sacked/Yards Lost	5/46.8	5/39.2
Punts/Average	12/115	5/30
Penalties/Yards	1/1	1/1
Fumbles/Lost	25:55	34:05
Possession Time		

Bears Steelers



15

WEEK 8

Pittsburgh Steelers 15, Cleveland Browns 10
67,431 🌐 FirstEnergy Stadium 🌐 Oct 31, 2021



10

Pittsburgh Steelers	0	3	6	6	—	15
Cleveland Browns	3	0	7	0	—	10

SCORING DRIVES

TEAM	QTR	TIME	SCORING PLAY	PIT	CLE
Browns	1	08:09	C.McLaughlin 30 yd. Field Goal (13-63, 6:51)	0	3
Steelers	2	09:18	C.Boswell 31 yd. Field Goal (10-47, 5:36)	3	3
Browns	3	09:36	D.Johnson 10 yd. run (C.McLaughlin kick) (8-86, 4:19)	3	10
Steelers	3	03:39	N.Harris 8 yd. run (pass failed) (12-78, 5:57)	9	10
Steelers	4	11:04	P.Freiermuth 2 yd. pass from B.Roethlisberger (pass failed) (13-83, 5:38)	15	10

PITTSBURGH STEELERS

PASSING	ATT	CP	YDS	SK/YD	TD	LG	INT	RTG
Ben Roethlisberger	34	22	266	2/11	1	50	0	98.4
Chris Boswell	1	0	0	0/0	0	0	0	39.6
TOTAL	35	22	266	2/11	1	50	0	95.7

RUSHING	ATT	YDS	AVG	LG	TD
Najee Harris	26	91	3.5	11	1
Chase Claypool	2	16	8.0	16	0
Ray-Ray McCloud	1	10	10.0	10	0
Anthony McFarland Jr.	1	1	1.0	1	0
Ben Roethlisberger	1	0	0.0	0	0
Kalen Ballage	1	-3	-3.0	-3	0
TOTAL	32	115	3.6	16	1

RECEIVING	NO	YDS	AVG	LG	TD
Diontae Johnson	6	98	16.3	50	0
Chase Claypool	4	45	11.3	16	0
Pat Freiermuth	4	44	11.0	22	1
Zach Gentry	3	39	13.0	24	0
Najee Harris	3	29	9.7	20	0
Benny Snell Jr.	1	7	7.0	7	0
James Washington	1	4	4.0	4	0
TOTAL	22	266	12.1	50	1

TOP DEFENSE	TOT	SOLO	AST	SCK	YDS	INT
Joe Schobert	9	6	3	0.0	0.0	0
T.J. Watt	6	4	2	1.5	7.5	0
Terrell Edmunds	5	4	1	0.0	0.0	0

FIELD GOALS	FGM/FGA	PERCENT	RESULTS
Chris Boswell	1-1	100.0	31G
TOTAL	1-1	100.0	

CLEVELAND BROWNS

PASSING	ATT	CP	YDS	SK/YD	TD	LG	INT	RTG
Baker Mayfield	31	20	225	4/15	0	24	0	86.1
TOTAL	31	20	225	4/15	0	24	0	86.1

RUSHING	ATT	YDS	AVG	LG	TD
Nick Chubb	16	61	3.8	21	0
D'Ernest Johnson	4	22	5.5	11	1
Jarvis Landry	1	5	5.0	5	0
Baker Mayfield	1	5	5.0	5	0
Demetric Felton Jr.	1	3	3.0	3	0
TOTAL	23	96	4.2	21	1

RECEIVING	NO	YDS	AVG	LG	TD
Jarvis Landry	5	65	13.0	19	0
Austin Hooper	4	26	6.5	8	0
David Njoku	3	39	13.0	24	0
Harrison Bryant	2	33	16.5	21	0
Rashard Higgins	2	27	13.5	16	0
Demetric Felton Jr.	1	14	14.0	14	0
Nick Chubb	1	8	8.0	8	0
D'Ernest Johnson	1	7	7.0	7	0
Odell Beckham Jr.	1	6	6.0	6	0
TOTAL	20	225	11.3	24	0

TOP DEFENSE	TOT	SOLO	AST	SCK	YDS	INT
Malcolm Smith	10	9	1	0.0	0.0	0
Anthony Walker Jr.	8	2	6	0.0	0.0	0
Mack Wilson Sr.	7	5	2	0.0	0.0	0

FIELD GOALS	FGM/FGA	PERCENT	RESULTS
Chase McLaughlin	1-1	100.0	30G
TOTAL	1-1	100.0	

Team Statistics

Steelers Browns

First Downs	21	19
3rd-Down Eff. (Made/Att/Pct)	4/13/31%	3/10/30%
4th-Down Eff. (Made/Att/Pct)	2/4/50%	0/2/0%
Total Net Yards	370	306
Total Plays	69	58
Yards Per Play	5.4	5.3
Rushes/Net Yards	32/115	23/96
Net Passing	255	210
Pass Attempts/Completions	35/22	31/20
Had Intercepted	0	0
Sacked/Yards Lost	2/11	4/15
Punts/Average	4/44.0	4/49.3
Penalties/Yards	8/65	5/30
Fumbles/Lost	1/0	1/1
Possession Time	31:45	28:15



WEEK 6
Seattle Seahawks 20, Pittsburgh Steelers 23 (OT)
60,821 🌈 Heinz Field 🌈 Oct 17, 2021



Seattle Seahawks	0	0	14	6	0	—	20
Pittsburgh Steelers	0	14	3	3	3	—	23

SCORING DRIVES

TEAM	QTR	TIME	SCORING PLAY	SEA	PIT
Steelers	2	10:01	N.Harris 5 yd. pass from B.Roethlisberger (C.Boswell kick) (8-54, 4:10)	0	7
Steelers	2	01:04	E.Ebron 1 yd. run (C.Boswell kick) (14-84, 6:59)	0	14
Seahawks	3	09:55	A.Collins 2 yd. run (J.Myers kick) (10-75, 5:05)	7	14
Steelers	3	05:46	C.Boswell 27 yd. Field Goal (9-66, 4:09)	7	17
Seahawks	3	03:02	W.Dissly 1 yd. pass from G.Smith (J.Myers kick) (6-60, 2:44)	14	17
Seahawks	4	12:59	J.Myers 40 yd. Field Goal (8-36, 3:26)	17	17
Steelers	4	01:30	C.Boswell 52 yd. Field Goal (9-40, 3:49)	17	20
Seahawks	4	00:00	J.Myers 43 yd. Field Goal (9-50, 1:30)	20	20
Steelers	OT	02:50	C.Boswell 37 yd. Field Goal (3-3, 1:26)	20	23

SEATTLE SEAHAWKS

PASSING	ATT	CP	YDS	SK/YD	TD	LG	INT	RTG
Geno Smith	32	23	209	5/44	1	41	0	99.6
TOTAL	32	23	209	5/44	1	41	0	99.6

RUSHING	ATT	YDS	AVG	LG	TD
Alex Collins	20	101	5.1	21	1
Travis Homer	2	27	13.5	26	0
DeeJay Dallas	4	17	4.3	10	0
Geno Smith	1	-1	-1.0	-1	0
TOTAL	27	144	5.3	26	1

RECEIVING	NO	YDS	AVG	LG	TD
DK Metcalf	6	58	9.7	14	0
DeeJay Dallas	5	33	6.6	10	0
Gerald Everett	2	40	20.0	41	0
Tyler Lockett	2	35	17.5	21	0
Will Dissly	2	8	4.0	7	1
Freddie Swain	2	-4	-2.0	0	0
Travis Homer	1	27	27.0	27	0
Penny Hart	1	12	12.0	12	0
Phillip Dorsett II	1	3	3.0	3	0
Alex Collins	1	-3	-3.0	-3	0
TOTAL	23	209	9.1	41	1

TOP DEFENSE	TOT	SOLO	AST	SCK	YDS	INT
Bobby Wagner	14	8	6	0.0	0.0	0
Jordyn Brooks	14	7	7	0.0	0.0	0
D.J. Reed	9	7	2	0.0	0.0	0

FIELD GOALS	FGM/FGA	PERCENT	RESULTS
Jason Myers	2-2	100.0	40G, 43G
TOTAL	2-2	100.0	

PITTSBURGH STEELERS

PASSING	ATT	CP	YDS	SK/YD	TD	LG	INT	RTG
Ben Roethlisberger	40	29	229	1/3	1	23	0	94.7
TOTAL	40	29	229	1/3	1	23	0	94.7

RUSHING	ATT	YDS	AVG	LG	TD
Najee Harris	24	81	3.4	10	0
Diontae Johnson	1	25	25.0	25	0
Kalen Ballage	2	15	7.5	11	0
Eric Ebron	1	1	1.0	1t	1
Ben Roethlisberger	2	-3	-1.5	0	0
TOTAL	30	119	4.0	25	1

RECEIVING	NO	YDS	AVG	LG	TD
Diontae Johnson	9	71	7.9	23	0
Pat Freiermuth	7	58	8.3	12	0
Najee Harris	6	46	7.7	12	1
Ray-Ray McCloud	2	18	9.0	15	0
Chase Claypool	2	17	8.5	12	0
Eric Ebron	2	10	5.0	6	0
James Washington	1	9	9.0	9	0
TOTAL	29	229	7.9	23	1

TOP DEFENSE	TOT	SOLO	AST	SCK	YDS	INT
Minkah Fitzpatrick	9	7	2	0.0	0.0	0
Cameron Heyward	9	6	3	1.0	8.0	0
T.J. Watt	7	6	1	2.0	13.0	0

FIELD GOALS	FGM/FGA	PERCENT	RESULTS
Chris Boswell	3-3	100.0	27G, 52G, 37G
TOTAL	3-3	100.0	

Team Statistics

	Seahawks	Steelers
First Downs	18	22
3rd-Down Eff. (Made/Att/Pct)	3/12/25%	5/14/36%
4th-Down Eff. (Made/Att/Pct)	0/0/0%	0/0/0%
Total Net Yards	309	345
Total Plays	64	71
Yards Per Play	4.8	4.9
Rushes/Net Yards	27/144	30/119
Net Passing	165	226
Pass Attempts/Completions	32/23	40/29
Had Intercepted	0	0
Sacked/Yards Lost	5/44	1/3
Punts/Average	8/45.5	7/47.9
Penalties/Yards	6/45	5/38
Fumbles/Lost	3/1	1/1
Possession Time	29:37	37:33

Seahawks Steelers



19

WEEK 5
Denver Broncos 19, Pittsburgh Steelers 27
59,841 🇺🇸 Heinz Field 🇺🇸 Oct 10, 2021



27

Denver Broncos	3	3	0	13	—	19
Pittsburgh Steelers	7	10	7	3	—	27

SCORING DRIVES

TEAM	QTR	TIME	SCORING PLAY	DEN	PIT
Steelers	1	12:02	D.Johnson 50 yd. pass from B.Roethlisberger (C.Boswell kick) (6-85, 2:58)	0	7
Broncos	1	01:43	B.McManus 39 yd. Field Goal (4-8, 2:14)	3	7
Steelers	2	12:42	C.Boswell 48 yd. Field Goal (9-45, 4:01)	3	10
Broncos	2	05:47	B.McManus 29 yd. Field Goal (7-49, 4:17)	6	10
Steelers	2	02:12	N.Harris 1 yd. run (C.Boswell kick) (6-75, 3:35)	6	17
Steelers	3	02:41	C.Claypool 18 yd. pass from B.Roethlisberger (C.Boswell kick) (14-86, 7:16)	6	24
Broncos	4	10:15	K.Hinton 2 yd. pass from T.Bridgewater (B.McManus kick) (14-75, 7:26)	13	24
Broncos	4	05:46	C.Sutton 39 yd. pass from T.Bridgewater (pass failed) (5-72, 1:54)	19	24
Steelers	4	02:29	C.Boswell 43 yd. Field Goal (7-49, 3:17)	19	27

DENVER BRONCOS

PASSING	ATT	CP	YDS	SK/YD	TD	LG	INT	RTG
Teddy Bridgewater	38	24	288	2/20	2	39t	1	92.9
TOTAL	38	24	288	2/20	2	39t	1	92.9

RUSHING	ATT	YDS	AVG	LG	TD
Javonte Williams	8	61	7.6	49	0
Melvin Gordon III	9	34	3.8	8	0
Teddy Bridgewater	1	11	11.0	11	0
TOTAL	18	106	5.9	49	0

RECEIVING	NO	YDS	AVG	LG	TD
Courtland Sutton	7	120	17.1	39t	1
Tim Patrick	7	89	12.7	23	0
Javonte Williams	3	25	8.3	10	0
Noah Fant	3	20	6.7	9	0
Kendall Hinton	2	25	12.5	23	1
Melvin Gordon III	2	9	4.5	6	0
TOTAL	24	288	12.0	39t	2

TOP DEFENSE	TOT	SOLO	AST	SCK	YDS	INT
Alexander Johnson	8	5	3	0.0	0.0	0
Justin Simmons	8	5	3	0.0	0.0	0
Kareem Jackson	7	6	1	0.0	0.0	0

FIELD GOALS	FGM/FGA	PERCENT	RESULTS
Brandon McManus	2-2	100.0	39G, 29G
TOTAL	2-2	100.0	

PITTSBURGH STEELERS

PASSING	ATT	CP	YDS	SK/YD	TD	LG	INT	RTG
Ben Roethlisberger	25	15	253	1/9	2	59	0	120.9
TOTAL	25	15	253	1/9	2	59	0	120.9

RUSHING	ATT	YDS	AVG	LG	TD
Najee Harris	23	122	5.3	20	1
Benny Snell Jr.	5	20	4.0	9	0
JuJu Smith-Schuster	2	6	3.0	3	0
Kalen Ballage	4	0	0.0	3	0
Ben Roethlisberger	1	-1	-1.0	-1	0
TOTAL	35	147	4.2	20	1

RECEIVING	NO	YDS	AVG	LG	TD
Chase Claypool	5	130	26.0	59	1
Diontae Johnson	2	72	36.0	50t	1
Najee Harris	2	20	10.0	14	0
Eric Ebron	2	10	5.0	5	0
Pat Freiermuth	2	7	3.5	4	0
Zach Gentry	1	13	13.0	13	0
Ray-Ray McCloud	1	1	1.0	1	0
TOTAL	15	253	16.9	59	2

TOP DEFENSE	TOT	SOLO	AST	SCK	YDS	INT
Minkah Fitzpatrick	10	5	5	0.0	0.0	0
Terrell Edmunds	7	4	3	0.0	0.0	0
James Pierre	6	6	0	0.0	0.0	1

FIELD GOALS	FGM/FGA	PERCENT	RESULTS
Chris Boswell	2-2	100.0	48G, 43G
TOTAL	2-2	100.0	

Team Statistics

First Downs	17	19
3rd-Down Eff. (Made/Att/Pct)	2/12/17%	7/12/58%
4th-Down Eff. (Made/Att/Pct)	3/4/75%	0/0/0%
Total Net Yards	374	391
Total Plays	58	61
Yards Per Play	6.4	6.4
Rushes/Net Yards	18/106	35/147
Net Passing	268	244
Pass Attempts/Completions	38/24	25/15
Had Intercepted	1	0
Sacked/Yards Lost	2/20	1/9
Punts/Average	4/44.0	2/59.5
Penalties/Yards	7/67	8/59
Fumbles/Lost	0/0	1/1
Possession Time	26:58	33:02

Broncos Steelers



WEEK 4
Pittsburgh Steelers 17, Green Bay Packers 27
78,281 🌤️ Lambeau Field 🌤️ Oct 3, 2021



Pittsburgh Steelers	7	3	0	7	—	17
Green Bay Packers	0	17	10	0	—	27

SCORING DRIVES

TEAM	QTR	TIME	SCORING PLAY	PIT	GB
Steelers	1	10:04	D.Johnson 45 yd. pass from B.Roethlisberger (C.Boswell kick) (8-75, 4:56)	7	0
Packers	2	13:22	Aa.Rodgers 4 yd. run (M.Crosby kick) (13-64, 4:51)	7	7
Packers	2	10:55	R.Cobb 23 yd. pass from Aa.Rodgers (M.Crosby kick) (4-23, 1:33)	7	14
Steelers	2	05:41	C.Boswell 52 yd. Field Goal (10-41, 5:14)	10	14
Packers	2	00:05	M.Crosby 26 yd. Field Goal (13-76, 5:36)	10	17
Packers	3	09:31	M.Crosby 29 yd. Field Goal (12-64, 5:29)	10	20
Packers	3	04:46	R.Cobb 1 yd. pass from Aa.Rodgers (M.Crosby kick) (4-40, 2:15)	10	27
Steelers	4	04:04	N.Harris 1 yd. run (C.Boswell kick) (8-65, 2:53)	17	27

PITTSBURGH STEELERS

PASSING	ATT	CP	YDS	SK/YD	TD	LG	INT	RTG
Ben Roethlisberger	40	26	232	2/12	1	45t	1	78.3
TOTAL	40	26	232	2/12	1	45T	1	78.3

RUSHING	ATT	YDS	AVG	LG	TD
Najee Harris	15	62	4.1	11	1
Benny Snell Jr.	1	0	0.0	0	0
TOTAL	16	62	3.9	11	1

RECEIVING	NO	YDS	AVG	LG	TD
Diontae Johnson	9	92	10.2	45t	1
Najee Harris	6	29	4.8	9	0
James Washington	4	69	17.3	30	0
JuJu Smith-Schuster	2	11	5.5	9	0
Eric Ebron	2	8	4.0	4	0
Pat Freiermuth	1	11	11.0	11	0
Zach Gentry	1	10	10.0	10	0
Ray-Ray McCloud	1	2	2.0	2	0
TOTAL	26	232	8.9	45T	1

TOP DEFENSE	TOT	SOLO	AST	SCK	YDS	INT
Minkah Fitzpatrick	8	6	2	0.0	0.0	0
Cameron Heyward	8	5	3	0.0	0.0	0
Joe Schobert	8	5	3	0.0	0.0	0

FIELD GOALS	FGM/FGA	PERCENT	RESULTS
Chris Boswell	1-1	100.0	52G
TOTAL	1-1	100.0	

GREEN BAY PACKERS

PASSING	ATT	CP	YDS	SK/YD	TD	LG	INT	RTG
Aaron Rodgers	36	20	248	3/12	2	28	0	95.6
TOTAL	36	20	248	3/12	2	28	0	95.6

RUSHING	ATT	YDS	AVG	LG	TD
AJ Dillon	15	81	5.4	25	0
Aaron Jones	15	48	3.2	15	0
Aaron Rodgers	3	2	0.7	4t	1
TOTAL	33	131	4.0	25	1

RECEIVING	NO	YDS	AVG	LG	TD
Davante Adams	6	64	10.7	21	0
Randall Cobb	5	69	13.8	25	2
Aaron Jones	3	51	17.0	26	0
Allen Lazard	2	33	16.5	28	0
Robert Tonyan	2	8	4.0	6	0
AJ Dillon	1	16	16.0	16	0
Marcedes Lewis	1	7	7.0	7	0
TOTAL	20	248	12.4	28	2

TOP DEFENSE	TOT	SOLO	AST	SCK	YDS	INT
De'Vondre Campbell	9	5	4	0.0	0.0	0
Eric Stokes	8	8	0	0.0	0.0	1
Rashan Gary	6	4	2	1.0	6.0	0

FIELD GOALS	FGM/FGA	PERCENT	RESULTS
Mason Crosby	2-2	100.0	26G, 29G
TOTAL	2-2	100.0	

Team Statistics

First Downs	17	23
3rd-Down Eff. (Made/Att/Pct)	4/11/36%	9/15/60%
4th-Down Eff. (Made/Att/Pct)	0/2/0%	0/1/0%
Total Net Yards	282	367
Total Plays	58	72
Yards Per Play	4.9	5.1
Rushes/Net Yards	16/62	33/131
Net Passing	220	236
Pass Attempts/Completions	40/26	36/20
Had Intercepted	1	0
Sacked/Yards Lost	2/12	3/12
Punts/Average	3/34.0	3/46.0
Penalties/Yards	5/34	3/25
Fumbles/Lost	1/1	1/1
Possession Time	25:19	34:41

Steelers Packers



WEEK 3
Cincinnati Bengals 24, Pittsburgh Steelers 10
58,076 🇺🇸 Heinz Field 🇺🇸 Sep 26, 2021



Cincinnati Bengals	7	7	10	0	—	24
Pittsburgh Steelers	0	7	0	3	—	10

SCORING DRIVES

TEAM	QTR	TIME	SCORING PLAY	CIN	PIT
Bengals	1	02:54	T.Boyd 17 yd. pass from J.Burrow (E.McPherson kick) (6-42, 3:51)	7	0
Steelers	2	01:04	P.Freiermuth 4 yd. pass from B.Roethlisberger (C.Boswell kick) (15-86, 8:32)	7	7
Bengals	2	00:37	J.Chase 34 yd. pass from J.Burrow (E.McPherson kick) (3-75, 0:27)	14	7
Bengals	3	08:47	E.McPherson 43 yd. Field Goal (10-55, 6:13)	17	7
Bengals	3	06:18	J.Chase 9 yd. pass from J.Burrow (E.McPherson kick) (3-19, 1:33)	24	7
Steelers	4	08:09	C.Boswell 26 yd. Field Goal (18-88, 9:03)	24	10

CINCINNATI BENGALS

PASSING	ATT	CP	YDS	SK/YD	TD	LG	INT	RTG
Joe Burrow	18	14	172	0/0	3	34t	1	122.9
TOTAL	18	14	172	0/0	3	34T	1	122.9

RUSHING	ATT	YDS	AVG	LG	TD
Joe Mixon	18	90	5.0	27	0
Joe Burrow	5	7	1.4	8	0
Samaje Perine	1	-1	-1.0	-1	0
TOTAL	24	96	4.0	27	0

RECEIVING	NO	YDS	AVG	LG	TD
Ja'Marr Chase	4	65	16.3	34t	2
Tyler Boyd	4	36	9.0	17t	1
Chris Evans	2	26	13.0	14	0
Mike D. Thomas	1	19	19.0	19	0
Auden Tate	1	14	14.0	14	0
Samaje Perine	1	8	8.0	8	0
Joe Mixon	1	4	4.0	4	0
TOTAL	14	172	12.3	34T	3

TOP DEFENSE	TOT	SOLO	AST	SCK	YDS	INT
Logan Wilson	14	6	8	0.0	0.0	2
Jessie Bates III	9	6	3	0.0	0.0	0
Eli Apple	8	4	4	0.0	0.0	0

FIELD GOALS	FGM/FGA	PERCENT	RESULTS
Evan McPherson	1-1	100.0	43G
TOTAL	1-1	100.0	

PITTSBURGH STEELERS

PASSING	ATT	CP	YDS	SK/YD	TD	LG	INT	RTG
Ben Roethlisberger	58	38	318	4/21	1	29	2	70.9
TOTAL	58	38	318	4/21	1	29	2	70.9

RUSHING	ATT	YDS	AVG	LG	TD
Najee Harris	14	40	2.9	20	0
Ben Roethlisberger	1	5	5.0	5	0
TOTAL	15	45	3.0	20	0

RECEIVING	NO	YDS	AVG	LG	TD
Najee Harris	14	102	7.3	21	0
Chase Claypool	9	96	10.7	29	0
Ray-Ray McCloud	3	33	11.0	24	0
JuJu Smith-Schuster	3	25	8.3	16	0
Pat Freiermuth	3	22	7.3	15	1
James Washington	3	20	6.7	8	0
Cody White	2	17	8.5	11	0
Derek Watt	1	3	3.0	3	0
TOTAL	38	318	8.4	29	1

TOP DEFENSE	TOT	SOLO	AST	SCK	YDS	INT
Joe Schobert	5	4	1	0.0	0.0	0
Terrell Edmunds	5	2	3	0.0	0.0	1
Cameron Heyward	5	1	4	0.0	0.0	0

FIELD GOALS	FGM/FGA	PERCENT	RESULTS
Chris Boswell	1-2	50.0	42WL, 26G
TOTAL	1-2	50.0	

Team Statistics

First Downs	12	21
3rd-Down Eff. (Made/Att/Pct)	3/9/33%	9/19/47%
4th-Down Eff. (Made/Att/Pct)	0/0/0%	0/2/0%
Total Net Yards	268	342
Total Plays	42	77
Yards Per Play	6.4	4.4
Rushes/Net Yards	24/96	15/45
Net Passing	172	297
Pass Attempts/Completions	18/14	58/38
Had Intercepted	1	2
Sacked/Yards Lost	0/0	4/21
Punts/Average	5/48.2	4/40.5
Penalties/Yards	10/89	10/73
Fumbles/Lost	0/0	1/0
Possession Time	24:38	35:22

Bengals Steelers



26

WEEK 2
Las Vegas Raiders 26, Pittsburgh Steelers 17
63,707 🇺🇸 Heinz Field 🇺🇸 Sep 19, 2021



17

Las Vegas Raiders	3	6	7	10	—	26
Pittsburgh Steelers	0	7	0	10	—	17

SCORING DRIVES

TEAM	QTR	TIME	SCORING PLAY	LV	PIT
Raiders	1	03:10	D.Carlson 46 yd. Field Goal (5-12, 2:34)	3	0
Raiders	2	09:34	D.Carlson 33 yd. Field Goal (8-47, 3:58)	6	0
Steelers	2	06:25	J.Smith-Schuster 3 yd. run (C.Boswell kick) (7-75, 3:09)	6	7
Raiders	2	00:02	D.Carlson 41 yd. Field Goal (13-53, 6:23)	9	7
Raiders	3	05:02	F.Moreau 9 yd. pass from D.Carr (D.Carlson kick) (7-82, 4:09)	16	7
Steelers	4	11:15	N.Harris 25 yd. pass from B.Roethlisberger (C.Boswell kick) (5-80, 1:41)	16	14
Raiders	4	09:35	H.Ruggs 61 yd. pass from D.Carr (D.Carlson kick) (5-75, 1:40)	23	14
Steelers	4	03:42	C.Boswell 56 yd. Field Goal (8-30, 2:09)	23	17
Raiders	4	00:20	D.Carlson 45 yd. Field Goal (7-46, 3:22)	26	17

LAS VEGAS RAIDERS

PASSING	ATT	CP	YDS	SK/YD	TD	LG	INT	RTG
Derek Carr	37	28	382	2/9	2	61t	0	126.2
TOTAL	37	28	382	2/9	2	61t	0	126.2

RUSHING	ATT	YDS	AVG	LG	TD
Peyton Barber	13	32	2.5	13	0
Kenyan Drake	7	9	1.3	5	0
Derek Carr	4	9	2.3	5	0
Henry Ruggs III	1	2	2.0	2	0
TOTAL	25	52	2.1	13	0

RECEIVING	NO	YDS	AVG	LG	TD
Henry Ruggs III	5	113	22.6	61t	1
Darren Waller	5	65	13.0	25	0
Hunter Renfrow	5	57	11.4	23	0
Kenyan Drake	5	46	9.2	13	0
Bryan Edwards	3	40	13.3	18	0
Foster Moreau	2	34	17.0	25	1
Derek Carrier	2	13	6.5	9	0
Willie Snead IV	1	14	14.0	14	0
TOTAL	28	382	13.6	61t	2

TOP DEFENSE	TOT	SOLO	AST	SCK	YDS	INT
Denzel Perryman	12	6	6	0.0	0.0	0
Trayvon Mullen Jr.	7	6	1	0.0	0.0	1
Johnathan Abram	7	5	2	0.0	0.0	0

FIELD GOALS	FGM/FGA	PERCENT	RESULTS
Daniel Carlson	4-4	100.0	46G, 33G, 41G, 45G
TOTAL	4-4	100.0	

PITTSBURGH STEELERS

PASSING	ATT	CP	YDS	SK/YD	TD	LG	INT	RTG
Ben Roethlisberger	40	27	295	2/3	1	52	1	87.0
TOTAL	40	27	295	2/3	1	52	1	87.0

RUSHING	ATT	YDS	AVG	LG	TD
Najee Harris	10	38	3.8	14	0
JuJu Smith-Schuster	1	3	3.0	3t	1
Benny Snell Jr.	2	1	0.5	1	0
Chase Claypool	1	-3	-3.0	-3	0
TOTAL	14	39	2.8	14	1

RECEIVING	NO	YDS	AVG	LG	TD
Diontae Johnson	9	105	11.7	41	0
JuJu Smith-Schuster	6	41	6.8	17	0
Najee Harris	5	43	8.6	25t	1
Pat Freiermuth	4	36	9.0	14	0
Chase Claypool	3	70	23.3	52	0
TOTAL	27	295	10.9	52	1

TOP DEFENSE	TOT	SOLO	AST	SCK	YDS	INT
Robert Spillane	10	7	3	0.0	0.0	0
Joe Schobert	10	6	4	0.0	0.0	0
Cameron Heyward	7	4	3	0.0	0.0	0

FIELD GOALS	FGM/FGA	PERCENT	RESULTS
Chris Boswell	1-1	100.0	56G
TOTAL	1-1	100.0	

Team Statistics

First Downs	22	17
3rd-Down Eff. (Made/Att/Pct)	5/13/38%	5/12/42%
4th-Down Eff. (Made/Att/Pct)	1/1/100%	0/1/0%
Total Net Yards	425	331
Total Plays	64	56
Yards Per Play	6.6	5.9
Rushes/Net Yards	25/52	14/39
Net Passing	373	292
Pass Attempts/Completions	37/28	40/27
Had Intercepted	0	1
Sacked/Yards Lost	2/9	2/3
Punts/Average	4/47.5	4/49.3
Penalties/Yards	5/40	5/43
Fumbles/Lost	2/0	1/0
Possession Time	34:22	25:38

Raiders Steelers



WEEK 1
Pittsburgh Steelers 23, Buffalo Bills 16
69,787 Highmark Stadium Sep 12, 2021



Pittsburgh Steelers	0	0	6	17	—	23
Buffalo Bills	3	7	0	6	—	16

SCORING DRIVES

TEAM	QTR	TIME	SCORING PLAY	PIT	BUF
Bills	1	13:30	T.Bass 37 yd. Field Goal (4-5, 1:30)	0	3
Bills	2	00:22	G.Davis 3 yd. pass from J.Allen (T.Bass kick) (13-91, 5:39)	0	10
Steelers	3	10:23	C.Boswell 24 yd. Field Goal (10-69, 4:37)	3	10
Steelers	3	01:47	C.Boswell 20 yd. Field Goal (11-62, 4:01)	6	10
Steelers	4	11:19	D.Johnson 5 yd. pass from B.Roethlisberger (C.Boswell kick) (4-52, 2:23)	13	10
Steelers	4	09:45	U.Gilbert 9 yd. return of blocked punt (C.Boswell kick)	20	10
Bills	4	05:23	T.Bass 25 yd. Field Goal (9-67, 4:22)	20	13
Steelers	4	02:42	C.Boswell 45 yd. Field Goal (9-48, 2:41)	23	13
Bills	4	00:46	T.Bass 42 yd. Field Goal (10-40, 1:56)	23	16

PITTSBURGH STEELERS

PASSING	ATT	CP	YDS	SK/YD	TD	LG	INT	RTG
Ben Roethlisberger	32	18	188	2/11	1	24	0	83.9
TOTAL	32	18	188	2/11	1	24	0	83.9

RUSHING	ATT	YDS	AVG	LG	TD
Najee Harris	16	45	2.8	18	0
Chase Claypool	1	25	25.0	25	0
Ben Roethlisberger	4	5	1.3	8	0
TOTAL	21	75	3.6	25	0

RECEIVING	NO	YDS	AVG	LG	TD
Diontae Johnson	5	36	7.2	14	1
JuJu Smith-Schuster	4	52	13.0	24	0
Chase Claypool	3	45	15.0	22	0
James Washington	2	10	5.0	9	0
Pat Freiermuth	1	24	24.0	24	0
Eric Ebron	1	19	19.0	19	0
Najee Harris	1	4	4.0	4	0
Zach Gentry	1	-2	-2.0	-2	0
TOTAL	18	188	10.4	24	1

TOP DEFENSE	TOT	SOLO	AST	SCK	YDS	INT
Devin Bush	10	6	4	0.0	0.0	0
Minkah Fitzpatrick	10	6	4	0.0	0.0	0
James Pierre	6	6	0	0.0	0.0	0

FIELD GOALS	FGM/FGA	PERCENT	RESULTS
Chris Boswell	3-3	100.0	24G, 20G, 45G
TOTAL	3-3	100.0	

BUFFALO BILLS

PASSING	ATT	CP	YDS	SK/YD	TD	LG	INT	RTG
Josh Allen	51	30	270	3/16	1	37	0	79.7
TOTAL	51	30	270	3/16	1	37	0	79.7

RUSHING	ATT	YDS	AVG	LG	TD
Devin Singletary	11	72	6.5	25	0
Josh Allen	9	44	4.9	11	0
Matt Breida	4	4	1.0	7	0
Isaiah McKenzie	1	-3	-3.0	-3	0
TOTAL	25	117	4.7	25	0

RECEIVING	NO	YDS	AVG	LG	TD
Stefon Diggs	9	69	7.7	13	0
Cole Beasley	8	60	7.5	12	0
Emmanuel Sanders	4	52	13.0	16	0
Dawson Knox	4	41	10.3	13	0
Devin Singletary	3	8	2.7	5	0
Gabe Davis	2	40	20.0	37	1
TOTAL	30	270	9.0	37	1

TOP DEFENSE	TOT	SOLO	AST	SCK	YDS	INT
Taron Johnson	7	7	0	0.0	0.0	0
Micah Hyde	6	5	1	0.0	0.0	0
Jordan Poyer	6	5	1	1.0	10.0	0

FIELD GOALS	FGM/FGA	PERCENT	RESULTS
Tyler Bass	3-3	100.0	37G, 25G, 42G
TOTAL	3-3	100.0	

Team Statistics

Steelers

Bills

First Downs	16	22
3rd-Down Eff. (Made/Att/Pct)	4/12/33%	8/18/44%
4th-Down Eff. (Made/Att/Pct)	0/0/0%	1/3/33%
Total Net Yards	252	371
Total Plays	55	79
Yards Per Play	4.6	4.7
Rushes/Net Yards	21/75	25/117
Net Passing	177	254
Pass Attempts/Completions	32/18	51/30
Had Intercepted	0	0
Sacked/Yards Lost	2/11	3/16
Punts/Average	5/41.4	4/34.3
Penalties/Yards	5/32	8/81
Fumbles/Lost	1/0	4/1
Possession Time	26:43	33:17

THE LAST TIME THE STEELERS/OPPONENT...

Overtime Game Won

By Steelers – Pittsburgh 16, Baltimore 13, 1/9/22
By Opponent – Chicago 23, Pittsburgh 17, 9/24/17

Tie Game

Home – Pittsburgh 16, Detroit 16, 11/14/21
Away – Pittsburgh 21, at Cleveland 21, 9/9/18

Shutout

By Steelers – Pittsburgh 27, St. Louis 0, 12/24/11
By Opponent – Jacksonville 9, Pittsburgh 0, 9/18/06

Kickoff Returned for a TD

By Steelers – JuJu Smith Schuster (96 yards) vs. Cleveland, 12/31/17
By Opponent – Jacoby Jones (108 yards) vs. Baltimore, 11/2/14

Punt Returned for a TD

By Steelers – **Diontae Johnson** (85 yards) vs. Arizona, 12/8/19
By Opponent – Desmond King II vs. L.A. Chargers, 12/12/18

Intercepted Pass Returned for a TD

By Steelers – Joe Haden (14 yards) vs. Baltimore, 12/2/20
By Opponent – Mike Hilton (24 yards) at Cincinnati, 11/28/21

Fumble Returned for a TD

By Steelers – **Minkah Fitzpatrick** (43 yards) vs. L.A. Rams, 11/10/19
By Opponent – DeAndre Houston-Carson (25 yards) vs. Chicago, 11/8/21

Blocked Punt

By Steelers – **Miles Killebrew** at L.A. Chargers, 11/21/21
By Opponent – Javorius Allen at Baltimore, 11/6/16

Blocked Punt for a TD

By Steelers – Ulysees Gilbert III (8 yards) at Buffalo, 9/12/21
By Opponent – Chris Moore (14 yards) at Baltimore, 11/6/16

Blocked Field Goal

By Steelers – J.J. Fort at New Orleans, 12/23/18
By Opponent – Justin Simmons at Denver, 11/25/18

Blocked Field Goal for a TD

By Steelers – Bob O'Neill (73 yards) vs. Chicago Cardinals, 10/13/57
By Opponent – Chris Moore (14 yards) at Baltimore, 11/6/16

Blocked PAT

By Steelers – **Cameron Heyward** vs. Indianapolis, 11/3/19
By Opponent – Tyrone Crawford at Dallas, 11/8/20



Minkah Fitzpatrick Intercepted Pass for a TD 10/7/18 vs. Atlanta

Safety Scored

By Steelers – vs. Denver (Sam Martin tackled in endzone by **Derek Watt**), 9/20/20
By Opponent – at Baltimore Ravens (Devlin Hodges called for intentional grounding in the endzone), 12/29/19

Two 100-Yard Rushers in Same Game

By Steelers – at Carolina (Le'Veon Bell 147, LeGarrette Blount 118), 9/21/14
By Opponent – None

200 Yards Rushing

By Steelers – Le'Veon Bell (236 yards) at Buffalo, 12/11/16
By Opponent – Dalvin Cook (205 yards) at Minnesota, 12/9/21

300 Yards Passing

By Steelers – Ben Roethlisberger (308 yards) at Minnesota, 12/9/21
By Opponent – Justin Herbert (382 yards) at L.A. Chargers, 11/21/21

400 Yards Passing

By Steelers – Ben Roethlisberger (402 yards) at Denver, 11/25/18
By Opponent – Ryan Fitzpatrick (411 yards) at Tampa Bay, 9/24/18

500 Yards Passing

By Steelers – Ben Roethlisberger (506 yards) vs. Baltimore, 12/10/17
By Opponent – None

200 Yards Receiving

By Steelers – Markus Wheaton [201 yards] at Seattle, 11/29/15
By Opponent – A.J. Green (224 yards) at Cincinnati, 12/7/14

Four TD Passes

By Steelers – Ben Roethlisberger vs. Cincinnati, 11/15/20
By Opponent – Derek Carr vs. Oakland, 11/8/15

Five TD Passes

By Steelers – Ben Roethlisberger vs. Carolina, 11/8/18
By Opponent – Russell Wilson at Seattle, 11/29/15

Six TD Passes

By Steelers – Ben Roethlisberger vs. Baltimore, 11/2/14
By Opponent – Patrick Mahomes vs. Kansas City, 9/16/18

Three TD Receptions

By Steelers – **Chase Claypool** vs. Philadelphia, 10/11/20
By Opponent – Doug Baldwin at Seattle, 11/29/15

Four TD Receptions

By Steelers – Roy Jefferson vs. Atlanta, 11/3/68
By Opponent – Don Beebe at Buffalo, 9/8/91

Three TDs Rushing

By Steelers – Le'Veon Bell at Buffalo, 12/11/16
By Opponent – Arlen Harris vs. St. Louis, 10/26/03

Four Field Goals

By Steelers – **Chris Boswell** vs. Cleveland, 1/3/22
By Opponent – Justin Tucker vs. Baltimore, 9/30/18

Five Field Goals

By Steelers – **Chris Boswell** at Cincinnati, 10/22/17
By Opponent – Matt Prater at Detroit, 10/29/17

THE LAST TIME THE STEELERS/OPPONENT...

Six Field Goals

By Steelers – **Chris Boswell** at Cincinnati, 12/18/16
By Opponent – Todd Peterson vs. Seattle, 9/26/99

Three Interceptions

By Steelers – Darren Perry at Cleveland, 9/11/94
By Opponent – Dick Anderson (4) at Miami, 12/3/73

Four Interceptions

By Steelers – Jack Butler vs. Washington, 12/13/53
By Opponent – Dick Anderson at Miami, 12/3/73

Three Sacks

By Steelers – **T.J. Watt** vs. Chicago, 11/8/21
By Opponent – Terrell Suggs at Baltimore, 9/11/11

Four Sacks

By Steelers – **T.J. Watt** vs. Cleveland, 1/3/22
By Opponent – Alfred Williams vs. Cincinnati, 10/16/94

Five Sacks

By Steelers – Joe Greene at Houston, 12/10/72
By Opponent – None

Gained 500 Yards of Total Offense

By Steelers – 527 (75 rush, 452 pass) at Denver, 11/25/18
By Opponent – 533 (159 rush, 374 pass) at L.A. Chargers, 11/21/21

Limited Team to Under 100 Yards of Total Offense

By Steelers – 98 (81 rush, 17 pass), 10/29/06 at Oakland
By Opponent – 53 (36 rush, 17 pass), 9/10/89 vs. Cleveland

Three Interceptions (TEAM)

By Steelers – at Arizona, 12/8/19
By Opponent – at Tennessee, 10/25/20

Four Interceptions (TEAM)

By Steelers – at Jacksonville, 11/22/20
By Opponent – vs. Buffalo, 12/15/19

Five Interceptions (TEAM)

By Steelers: 12/5/93 vs. New England
By Opponent: 10/8/17 vs. Jacksonville

Five Takeaways (TEAM)

By Steelers – (5) at San Francisco (2 INT, 3 FUM), 9/22/19
By Opponent – (5) vs. Buffalo (4 INT, 1 FUM), 12/15/19

Six Takeaways (TEAM)

By Steelers – (7) at Tennessee (3 INT, 4 FUM), 9/19/10
By Opponent – (6) at Cleveland (4 INT, 2 FUM), 9/9/18

Two 100-Yard Receivers in Same Game

By Steelers – at New Orleans (Brown 185, **Smith-Schuster** 115), 12/23/18
By Opponent – vs. Kansas City (Kelce 109, Watkins 100), 9/16/18

100 Yards Rushing

By Steelers – vs. Cleveland (31-190), 1/3/22
By Opponent – at Kansas City (35-127), 12/26/21

200 Yards Rushing

By Steelers: at Buffalo (42-240), 12/11/16
By Opponent: at Baltimore (36-249), 1/9/22

100-Yard Rusher and 100-Yard Receiver

By Steelers – vs. Denver (**Harris** 122, **Claypool** 130), 11/28/19
By Opponent – at Cincinnati (Mixon 165, Higgins 114), 11/28/21

100-Yard Rusher and Two 100-Yard Receivers

By Steelers – at Cincinnati (Conner 111, Smith-Schuster 111, Brown 105), 10/7/18
By Opponent – at New England (Ridley 115, Gronkowski 143, Dobson 130), 11/3/13

100-Yard Rusher, 300-Yard Passer and 100-Yard Receiver

By Steelers – at Cleveland (Conner 135, Roethlisberger 335, Smith-Schuster 119), 9/9/18
By Opponent – vs. Dallas (Elliott 114, Prescott 319, Bryant 116), 1/13/16

100-Yard Rusher, 300-Yard Passer and Two 100-Yard Receivers

By Steelers – at Cincinnati (Conner 111, Smith-Schuster 111, Brown 105, Roethlisberger 369), 10/14/18
By Opponent – at New England (Ridley 115, Brady 432, Gronkowski 143, Dobson 130), 11/3/13

100-Yard Rusher and 300-Yard Passer

By Steelers – vs. Indianapolis (D. Williams 134, Roethlisberger 364), 12/6/15
By Opponent – at New England (Ridley 115, Brady 432), 11/3/13

100-Yard Receiver and 300-Yard Passer

By Steelers – vs. Cincinnati (**Harris** 116, Roethlisberger 318), 9/26/21
By Opponent – at L.A. Chargers (Allen 112, Herbert 382), 11/21/21

Two 100-Yard Receivers and 300-Yard Passer

By Steelers – at New Orleans (Brown 185, Smith-Schuster 115, Roethlisberger 462), 12/23/18
By Opponent – vs. Kansas City (Kelce 109, Watkins 100, Mahomes 326), 9/16/18

100-Yard Rusher, 100-Yard Receiver, 200-Yard Receiver and 400-Yard Passer

By Steelers: vs. Atlanta (Zereoue 123, Burress 253, Ward 139, Maddox 473), 11/10/02
By Opponent – None

100-Yard Rusher, Two 100-Yard Receivers and 400-Yard Passer

By Steelers: vs. Atlanta (Zereoue 123, Burress 253, Ward 139, Maddox 473), 11/10/02
By Opponent: at New England (Ridley 115, Gronkowski 143, Dobson 130, Brady 432), 11/3/13

Three 100-Yard Receivers and 300-Yard Passer

By Steelers: vs. Chicago Cardinals (Orr 205, McClair 139, Tracy 106, Layne 409), 12/13/58
By Opponent – at St. Louis (D. Williams 114, Conrad 133, Smith 105, Hart 353), 11/10/68

Three Rushing Touchdowns

By Steelers – vs. Cleveland (Connor 1, **Claypool** 1, **Snell** 1), 10/18/20
By Opponent – at Cincinnati (Mixon 2, Burrow 1), 11/28/21

Four Rushing Touchdowns

By Steelers – Detroit (Bettis 3, Roethlisberger 1), 1/1/06
By Opponent – at San Diego (McGee 2, Anderson 1, Spencer 1), 12/8/85

THE LAST TIME THE STEELERS/OPPONENT ...

Five Rushing Touchdowns

By Steelers – at Kansas City (Bettis 2, Stewart 2, Pegram 1), 11/3/96
By Opponent – at Cleveland (Hanulak 3, Morrison 1, Reynolds 1), 12/12/54

Three Touchdown Passes

By Steelers – at L.A. Chargers (Roethlisberger 3), 11/21/21
By Opponent – at L.A. Chargers (Herbert 3), 11/21/21

Four Touchdown Passes

By Steelers – vs. Cincinnati (Roethlisberger 4), 11/15/20
By Opponent – at Oakland (Carr 4), 11/18/15

Five Touchdown Passes

By Steelers – vs. Carolina (Roethlisberger 5), 11/8/18
By Opponent – at Seattle (Wilson 5), 11/29/15

Six Touchdown Passes

By Steelers – vs. Baltimore (Roethlisberger 6), 11/2/14
By Opponent – vs. Kansas City (Mahomes 6), 9/16/18

Six Sacks

By Steelers – at Jacksonville (6-40), 11/18/18
By Opponent – vs. Baltimore (6-34), 11/20/05

Seven or more Sacks

By Steelers – vs. Cleveland (9-46), 1/3/2
By Opponent – at Cleveland (8-60), 12/20/09

Two Opponent Fumble Recoveries

By Steelers – vs. Cincinnati (**Snell** 1, Nelson 1), 11/15/20
By Opponent – at New Orleans (Okafor 1, Davis 1), 12/23/18

Three Opponent Fumble Recoveries

By Steelers – vs. Tennessee (**Fitzpatrick** 1, **Watt** 1, Haden 1), 12/19/21
By Opponent – at Cleveland (Schobert 2, Peppers 1), 9/9/18

Shutout on Road

By Steelers – at Cleveland (41-0), 12/24/05
By Opponent – at Baltimore (0-27), 11/26/06

Shutout at Home

By Steelers – vs. St. Louis (27-0), 12/24/11
By Opponent – vs. Baltimore (0-16), 9/3/00

Overtime Win away from Pittsburgh

By Steelers – at Buffalo (19-16), 11/28/10
By Opponent – at Dallas (27-24), 12/16/12

Overtime Win in Pittsburgh

By Steelers – vs. Seattle (23-20), 10/17/21
By Opponent – vs. Baltimore (23-20), 10/1/15

40 Points

By Steelers – vs. Atlanta (41-17), 10/17/18
By Opponent – at Cincinnati (41-10), 11/28/21

50 Points

By Steelers – vs. Carolina (52-21), 11/8/18
By Opponent – at New England (55-31), 11/3/13

Two-Point Conversion

By Steelers – at Minnesota (Roethlisberger - **Johnson** pass), 12/9/21
By Opponent – vs. Denver (Driskel-Fant pass), 9/20/20

Missed Point-After-Touchdown Attempt

By Steelers – vs. Chicago (**Chris Boswell** missed kick), 11/8/21
By Opponent – at Buffalo (Tyler Bass missed wide right), 12/13/20