



# Steelers

## 2021 WEEK 10

**DETROIT LIONS VS. PITTSBURGH STEELERS**

Sunday, Nov.14  
Heinz Field

PITTSBURGH STEELERS COMMUNICATIONS

Burt Lauten - Director of Communications  
Michael Bertsch - Communications Manager  
Angela Tegnella - Communications Coordinator  
MacKaiya Cherry - Communications Assistant/Social Media  
Kylie Wang - Communications Intern






UPMC ROONEY SPORTS COMPLEX

PITTSBURGH STEELERS

3400 South Water Street • Pittsburgh, PA 15203  
412-432-7820

PITTSBURGH STEELERS GAME RELEASE WEEK 10 DETROIT LIONS

GAME INFORMATION		
	Sunday, November 14 1 p.m. ET	Heinz Field Pittsburgh, PA Capacity 68,400 // Natural Grass
	FOX Locally WPGH-TV	Chris Myers (play-by-play) Daryl Johnston (analysis) Jen Hale (sideline)
	Steelers Radio Network (48 affiliates) 102.5 WDVE-FM (Pittsburgh) 970 WBGG-AM (Pittsburgh)	Bill Hillgrove (play-by-play) Craig Wolley (analysis) Missi Matthews (sideline) Max Starks (sideline)

THE SERIES		
All-Time	Steelers lead, 18-17-1	Last: Steelers Win, 20-15 (Oct. 29, 2017)
Home	Steelers lead, 12-3-1	Last: Steelers Win, 37-27 (Nov. 17, 2013)
Away	Lions lead, 13-6	Last: Steelers Win, 20-15 (Oct. 29, 2017)
Neutral	Lions lead, 1-0	Last: Lions Win, 17-10 (Jan. 6, 1963)

THE COACHES				
	Head Coach	At Franchise	Overall	vs. Opp
Steelers	Mike Tomlin	150-81-1 (15)	150-81-1 (15)	3-0
Lions	Dan Campbell	0-8 (2)	5-15 (2)	0-0

COMMUNICATIONS STAFF		
Director of Communications	Burt Lauten	lautenb@steelers.nfl.com 412-432-7821
Communications Manager	Michael Bertsch	bertschm@steelers.nfl.com 412-432-7822
Communications Coordinator	Angela Tegnella	tegnellaa@steelers.nfl.com 412-432-7820
Communications Assistant/Social Media	MacKaiya Cherry	cherrym@steelers.nfl.com 412-432-7893
Communications Intern	Kylie Wang	wangk@steelers.nfl.com 412-432-7800 x6019

2021 REGULAR-SEASON SCHEDULE (5-3)				
Day	Date	Opponent	TV	Time/Result
Sun.	Sept. 12	at Buffalo		W, 23-16
Sun.	Sept. 19	Las Vegas		L, 26-17
Sun.	Sept. 26	Cincinnati		L, 24-10
Sun.	Oct. 3	at Green Bay		L, 27-17
Sun.	Oct. 10	Denver	FOX	W, 27-19
Sun.	Oct. 17	Seattle		W, 23-20 (ot)
BYE WEEK				
Sun.	Oct. 31	at Cleveland*		W, 15-10
Mon.	Nov. 8	Chicago	ESPN	W, 29-27
Sun.	Nov. 14	Detroit*	FOX	1 p.m.
Sun.	Nov. 21	at L.A. Chargers		8:20 p.m.
Sun.	Nov. 28	at Cincinnati*		1 p.m.
Sun.	Dec. 5	Baltimore*		4:25 p.m.
Thur.	Dec. 9	at Minnesota	FOX	8:20 p.m.
Sun.	Dec. 19	Tennessee*		1 p.m.
Sun.	Dec. 26	at Kansas City*		4:25 p.m.
Mon.	Jan. 3	Cleveland	ESPN	8:15 p.m.
Sun.	Jan. 9	at Baltimore*		1 p.m.

\*Sunday night games in Weeks 5-17 subject to change; Week 18 game TBD

NOTE: All times are Eastern

Home games in **BOLD**

2021 POSTSEASON SCHEDULE		
Day	Date	Game
Sat./Sun.	Jan. 15/16	Wildcard Playoff Games
Sat./Sun.	Jan. 22/23	Divisional Playoff Games
Sun.	Jan. 30	Conference Championships
Sun.	Feb. 13	Super Bowl LVI (Los Angeles, CA)

WHAT'S INSIDE							
3	Covering The Steelers	41-43	Series History	135	Opening Drives	155-156	Offense/Defense (GBG)
4	Countdown To Kickoff	44	NFL Standings	136	Drive Production (GBG)	157-158	Turnover Chart
5	Short Week Following MNF	45	Steelers Record When	137-138	Scoring Drives	159-160	Ind. GBG (Passing)
6-7	When Facing QB Drafted #1	46-49	Roster Information	139	Longest Drives	161	Ind. GBG (Rushing)
7-11	Team Notes	50	How The Steelers Were Built	140-141	Red-Zone Efficiency	162-163	Ind. GBG (Receiving)
12-16	Tomlin Notes	51	Depth Chart	142	Yards Gained by Down	164-165	Ind. GBG (Defense)
13	Tomlin's Record When	52-53	Transactions	143	Third Down Efficiency/Opp.	166	Ind. GBG (Fumble Returns)
16	Team Offense Notes	54-125	Updated Player Bios	144	Fourth Down Efficiency/Opp.	167	Ind. GBG (Int. Returns)
16-24	Ben Roethlisberger Notes	126	Results	145-146	Big Plays/Opp. Big Plays	168	Ind. GBG (Special Teams)
17	Ben By The Numbers	126-127	Individual Statistics	147-148	Big Plays/Opp. Big Plays (GBG)	169	Ind. GBG (Punting)
18	Ben Moving On Up	128	Special Teams Tackles	149	Big Returns/Opp. Big Returns	170	Ind. GBG (Field Goals)
24-27	Individual Offense Notes	129	Game-by-Game Starters	150-151	Defensive Summaries	171	Ind. GBG (Kickoff Returns)
27-30	Team Defense Notes	130	Participation	152	Defensive Stats (GBG)	172	Ind. GBG (Punt Returns)
30-38	Individual Defense Notes	131-132	Individual Game Highs	153	Team Rankings	173-180	Game Summaries
38-40	Special Team Notes	133-134	Drive Charts	154	Week-by-Week NFL Rankings	181-183	The Last Time

## WEEKLY PRESS CONFERENCE

- The Steelers will make head coach **Mike Tomlin** available for a press conference at **Noon ET on Tuesday, Nov. 9**, in the UPMC Rooney Sports Complex Indoor Practice Field (Tier 2M only).

### Tuesday, Nov. 9

- Coach Tomlin** press conference at Noon in the UPMC Rooney Sports Complex Indoor Practice Field
- No player availability: day off

### Wednesday, Nov. 10

- QB **Ben Roethlisberger** at 9:45 a.m. on the field
- Practice: 12:15 – 2:15 p.m.
- Coach Tomlin** after practice on the field (by request)
- Additional player(s)** after practice on the field

### Thursday, Nov. 11

- DT **Cameron Heyward** at 9:15 a.m. on the field
- Coordinators** at 10:30 a.m. on the field
- Practice: 12:15 – 2:15 p.m.
- Additional player(s)** after practice on the field

### Friday, Nov. 12

- Practice: 10:30 a.m. – 12:30 p.m.
- Coach Tomlin** after practice on the field (by request)
- LB **T.J. Watt** after practice on the field
- RB **Najee Harris** after practice on the field
- Additional player(s)** after practice on the field

### Saturday, Nov. 13

- No media availability: day before game

### Sunday, Nov. 14

- Detroit Lions vs. Pittsburgh Steelers: 1 p.m. (FOX, locally WPGH-TV)

\*Schedule subject to change

## PITTSBURGH STEELERS ON OMG

- The Steelers media website is [www.NFLONGM.com](http://www.NFLONGM.com). Please follow the link and click on the Steelers logo to access the team's page.
- For general access to the NFL OMG site, use the following user name (steelersmedia) and password (steelersmedia).
- For customized access to the NFL OMG site, please email Michael Bertsch at [BertschM@steelers.nfl.com](mailto:BertschM@steelers.nfl.com), Angela Tegnalia at [TegnaliaA@steelers.nfl.com](mailto:TegnaliaA@steelers.nfl.com) and/or Kylie Wang at [WangK@steelers.nfl.com](mailto:WangK@steelers.nfl.com).
- The Steelers interactive site will contain the complete 2021 Media Guide, all weekly game releases, player bios and rosters, Steelers staff information and bios, weekly flip cards, a game tracker, all Steelers team and individual records and statistics, Steelers historical information, daily press releases and transcripts and much more.
- The game releases and media guide are updated weekly during the season and available in a PDF format. Team notes, player bios, team and individual records, miscellaneous stats and game summaries are updated following each game and posted on the site.
- On gamedays, the site will host live statistics, updated player notes, postgame quotes and more. It is an easy-to-use, one-stop shop for all media needs and information regarding the Steelers.

## STEELERS RADIO COVERAGE

For the 23rd consecutive year, WDVE-FM (102.5) and WBGW-AM (970) are carrying all Steelers games.

Additionally, Steelers games can be heard on a 48-station network spanning Pennsylvania, West Virginia, Ohio, Maryland, New York and South Carolina. All Steelers games will be broadcast in both English and Spanish on Steelers.com.

For the 28th straight season, Bill Hillgrove serves as the "Voice of the Steelers" and handles play-by-play duties for the broadcast. Joining Hillgrove for his 20th season is former Steelers offensive lineman Craig Wolfley, who provides analysis. In her third year, Missi Matthews will be on the sideline throughout the regular season. Former Steelers offensive lineman Max Starks will provide sideline analysis.

Fans in Mexico can listen to broadcasts on Grupo Imagen and games are heard on [www.steelers.com/espanol](http://www.steelers.com/espanol). Stations on the Steelers Radio Network include:

## FLAGSHIP STATIONS

WDVE-FM (102.5), WBGW-AM (970)

## AFFILIATES

PENNSYLVANIA	MARYLAND
Altoona-WVAM (1430)	Cumberland-WRQE (106.1)
Altoona-WRKY (104.9)	Hagerstown-WHAG (1410)
Beaver Falls-WBVP (1230)	
Beaver Falls-WBMA (1460)	
Bedford-WBVE (107.5)	
Butler-WISR (680)	
Chambersburg-WCHA (800)	
Clarendon-WKNB (104.3)	
Clarion-WCCR (92.7)	
Cooperstown-WUJZ (107.7)	
DuBois-WIFT (102.1)	
DuBois-WKFT (101.3)	
Erie-WRKT (104.9)	
Johnstown-WNTJ (1490)	
Johnstown-WRKK (99.1)	
Latrobe-WCNS (1480)	
Milton-WVLY (100.9)	
Saegertown-WUZZ (94.3)	
Somerset-WNTI (990)	
Starview-WONN (92.7)	
State College-WQWK (1450)	
Uniontown-WMBS (590)	
Washington-WJPA (1450)	
Williamsport-WCCR (99.3)	
Williamsport-WZXR (103.7)	
OHIO	VIRGINIA
Fremont-WOHF (92.1)	Vienna-WDMX (100.1)
Marietta-WJAW (630)	
Youngstown-WNIO (1390)	
WEST VIRGINIA	
Fairmont-WRLF (94.3)	
Fairmont-WMMN (920)	
New Martinsville-WXCR (92.3)	

## NFLCOMMUNICATIONS.COM

- Journalists worldwide have access to the dedicated media website featuring news from the NFL and its teams. Daily releases, statistics, domestic and international NFL updates and other information about the NFL are available.

## OFFICIAL STEELERS WEBSITE

- Media and fans can read about the latest Steelers news on the official Steelers website. The site, [www.steelers.com](http://www.steelers.com), features breaking news statistics, player biographies and much more.

## STEELERS NATION HD RADIO

- Steelers Nation Radio is a 24-hour/day HD radio station dedicated specifically to the Pittsburgh Steelers. It can be heard on [www.steelers.com](http://www.steelers.com), the official Steelers app or the iHeart app on your smartphone, and at 102.5 WDVE HD2.
- A daily schedule of what is on Steelers Nation HD Radio is available at [www.facebook.com/steelersnationradio](http://www.facebook.com/steelersnationradio).

## @STEELERSPREPT

The Steelers Communications Department has created a Twitter account for media to follow for news and information. The department's Twitter account is the primary platform for how the team disseminates news and information including press releases, media advisories, practice and media availability times and more.



## COUNTDOWN TO KICKOFF

359	Since 2014, the Steelers have recorded 359 sacks, which are the most sacks among all NFL teams.
236	Pittsburgh has registered an NFL-best 236 tackles for loss since 2019. The Steelers led the NFL with 103 tackles for loss in 2020, which were the most by the franchise since 2008 and tied for third in the NFL.
166	Since 2015, the Steelers' offensive line unit has yielded 166 sacks, which are tied for the fewest sacks allowed among all NFL teams.
153	CB <b>Joe Haden</b> has recorded 153 career passes defended, which not only leads the NFL since he entered the League in 2010 but also leads active NFL players.
132	<b>Mike Tomlin</b> and QB <b>Ben Roethlisberger</b> have teamed up for 132 regular-season wins, which are the third-most by a head coach-quarterback pairing in NFL history.
73	Pittsburgh ranks second in the NFL with 73 takeaways since 2019. The Steelers forced multiple turnovers in 11 different games last season, which led the NFL. The Steelers have forced multiple turnovers in 24 games since 2019, which also leads the NFL in that span.
61.0	Since entering the NFL in 2017, LB <b>T.J. Watt</b> has recorded 61.0 sacks, which ranks second overall and first among all linebackers. His 61.0 career sacks rank tied for second overall over a player's first 69 career regular-season games and tied for first among linebackers.
60.5	DT <b>Cameron Heyward's</b> 60.5 career sacks are the most by a defensive lineman in franchise history, third-most by an active defensive tackle, sixth-most in franchise history and fifth-most by a Steeler since 1982.
60.0	LB <b>T.J. Watt</b> reached 60.0 career sacks in just 69 games, which is the fourth-fewest games to that total in NFL history. Only Reggie White (50 games), J.J. Watt (66) and Derrick Thomas (67) accomplished the feat in fewer games.
40.0	LB <b>T.J. Watt</b> has recorded 40.0 sacks in 36 career games at Heinz Field. He has collected at least half a sack in 23 of the last 26 home games. Only Derrick Thomas (43.5) has registered more sacks over the first 36 career home games in NFL history.
29	CB <b>Joe Haden</b> has recorded 29 career interceptions, which ranks tied for fifth in the NFL since he entered the League in 2010 and tied for second among active NFL players.
29	Pittsburgh has registered 29 starts from rookies through Week 9, which is the second-most in the NFL. The Steelers have registered 28 starts on offense alone from rookies, which is the most in the NFL.
22	RB <b>Najee Harris</b> is eight games into his NFL career and he has already registered a 100-yard rushing game and 100-yard receiving game. He is the 22nd rookie RB to register a 100-yard rushing game and 100-yard receiving game in the same season since 1949 and first since New Orleans' Alvin Kamara in 2017.
22	LB <b>T.J. Watt's</b> 22 combined interceptions (three), forced fumbles (13) and fumble recoveries (six) rank first in the NFL since 2019.
20	LB <b>T.J. Watt</b> has recorded 20 forced fumbles in his career, which ranks second in franchise history. The 20 forced fumbles are the most in the NFL since he entered the League in 2017. His 20 career forced fumbles rank tied for second overall over a player's first 69 career regular-season games and tied for first among linebackers.
14	RB <b>Najee Harris</b> caught 14 passes for 102 yards vs. Cincinnati in Week 3. His 14 receptions are the most in franchise history by a running back, tied for the third-most in Steelers history by any player and tied for the seventh-most in NFL history by a running back. Harris also is tied with Saquon Barkley (Sept. 16, 2018) and Roy Helu (Nov. 6, 2011) for the most catches by a rookie running back in single-game League history.
14	LB <b>T.J. Watt</b> is the first player in franchise history with 14.0 or more sacks in multiple seasons. He is the 14th player in NFL history with at least 14.5 sacks in back-to-back seasons, and just the sixth since 1993.

## COUNTDOWN TO KICKOFF

14	K <b>Chris Boswell</b> has made 14 of 17 field goal attempts in his NFL career from 50 yards or further, including 54 and 52-yard tries vs. Chicago in Week 9. His 14 field goals made from 50+ yards are the most in franchise history.
13	S <b>Minkah Fitzpatrick's</b> 13 total takeaways (interceptions and fumble recoveries) rank tied for third in the NFL since 2019.
13.0	LB <b>T.J. Watt</b> (three seasons) has joined Pro Football Hall of Famers Reggie White (four) and Derrick Thomas (three) as the only players to record at least 13 sacks in three of their first four seasons since 1982, when the individual sack became an official NFL statistic.
11	No kicker made a field goal of at least 50 yards in the first nine seasons of Heinz Field (2001-09). Prior to K <b>Chris Boswell</b> joining the Steelers in 2015, Heinz Field witnessed just four field goals of at least 50 yards. Boswell has 11 field goals of at least 50 yards at Heinz Field in his career.
10	K <b>Chris Boswell</b> has made 10 of 12 career field goals (83.3%) in the final two minutes of regulation and overtime.
9	LB <b>Joe Schobert</b> has nine interceptions since entering the NFL in 2016, which ranks tied for second in the League among linebackers.
4TH	With the 29-27 victory over Chicago in Week 9, head coach <b>Mike Tomlin</b> became the 20th head coach in NFL history to reach 150 career wins. He reached the 150-win plateau in the fourth-fewest games (232 games) in League history.
3RD	LB <b>Joe Schobert</b> has registered at least 100 tackles in each of the last four seasons. His 571 tackles rank third in the NFL since 2017.
3	LB <b>T.J. Watt</b> has registered 13.0 or more sacks in each of the last three seasons. Pro Football Hall of Famer Reggie White is the only player in NFL history with a longer streak of seasons with 13.0 or more sacks. White had a pair of four-season streaks (1985-88 and 1990-93).
2ND	LB <b>T.J. Watt</b> was the second player in the NFL to register at least three tackles for loss, three passes defended, 2.0 sacks and one forced fumble in the same game since 2005 (Week 6 vs. Seattle).
2ND	Since joining the Steelers in 2015, K <b>Chris Boswell</b> is 161-of-182 field goal attempts (88.5%), including 54-of-67 (80.6%) between 40-49 yards. He ranks second in field goal percentage (88.5%) among all NFL kickers with at least 175 field goal attempts since 2015.
1.5	LB <b>T.J. Watt</b> needs 1.5 sacks to become the second player since 1982, when the individual sack became an official statistic, to record at least 13 in four consecutive seasons, joining Reggie White, who did it twice (1985-88 and 1990-93).
1	K <b>Chris Boswell</b> is the first player in NFL history to make two 50+ yard field goals, make a game-winning field goal and recover an opponent's fumble all in the same game (Week 9 vs. Chicago).
1	LB <b>T.J. Watt</b> is the only active player in the NFL with at least 13.0 sacks in each of the last three seasons.
1	LB <b>T.J. Watt</b> registered seven tackles, three tackles for loss, three passes defended, 2.0 sacks, two QB hits and one forced fumble vs. Seattle in Week 6. He was the first NFL player to have 2.0 or more sacks and a forced fumble in OT since sacks were first tracked for defenders beginning in 1982.
1ST	K <b>Chris Boswell</b> has connected on 60-of-64 field goal attempts (93.8%), including 19-of-22 (86.4%) between 40-49 yards since 2019. He ranks first in field goal percentage (93.8%) among all NFL kickers with at least 60 field goal attempts since 2019.
1ST	TE <b>Pat Freiermuth</b> is the first Steelers rookie TE with two TD catches in a game since Heath Miller vs. Baltimore in Week 8 of 2005. He's the fourth such player with two or more TD catches in a game (franchise rookie TE record is three by Eric Green at Denver in Week 6 of 1990).



### SHORT WEEK FOLLOWING MNF (39-29)

Home: 30-22 • Away: 9-7

Date	Opponent	Site	Week	Game	Result
11/8/1970	New York Jets	H	8	8	W, 21-17
10/24/1971	Houston Oilers	H	6	6	W, 23-16
11/11/1973	Oakland Raiders	A	9	9	W, 17-9
12/9/1973	Houston Oilers	H	13	13	W, 33-7
11/3/1974	Philadelphia Eagles	H	8	8	W, 27-0
12/1/1974	Houston Oilers	H	12	12	L, 10-13
11/30/1975	New York Jets	A	11	11	W, 20-7
10/10/1976	Cleveland Browns	A	5	5	L, 16-18
9/25/1977	Oakland Raiders	H	2	2	L, 7-16
10/23/1977	Houston Oilers	H	6	6	W, 27-10
10/29/1978	Kansas City Chiefs	H	9	9	W, 27-24
12/3/1978	Houston Oilers	A	14	14	W, 13-3
9/9/1979	Houston Oilers	H	2	2	W, 38-7
10/28/1979	Dallas Cowboys	H	9	9	W, 14-3
12/16/1979	Buffalo Bills	H	16	16	W, 28-0
10/26/1980	Cleveland Browns	A	8	8	L, 26-27
11/1/1981	San Francisco 49ers	H	9	9	L, 14-17
12/13/1981	Cincinnati Bengals	H	15	15	L, 10-17
9/19/1982	Cincinnati Bengals	H	2	2	W, 26-20
10/16/1983	Cleveland Browns	H	7	7	W, 44-17
10/7/1984	Miami Dolphins	H	6	6	L, 7-31
11/25/1984	San Diego Chargers	H	13	13	W, 52-24
9/22/1985	Houston Oilers	H	3	3	W, 20-0
10/6/1985	Miami Dolphins	A	5	5	L, 20-24
9/21/1986	Minnesota Vikings	A	3	3	L, 7-31
10/19/1986	New England Patriots	H	7	7	L, 0-34
11/4/1990	Atlanta Falcons	H	9	9	W, 21-9
10/20/1991	Seattle Seahawks	H	8	7	L, 7-27
10/25/1992	Kansas City Chiefs	A	8	7	W, 27-3
11/21/1993	Denver Broncos	A	12	10	L, 13-37
12/19/1993	Houston Oilers	H	16	14	L, 17-26
11/20/1994	Miami Dolphins	H	12	11	W, 16-13
9/24/1995	Minnesota Vikings	H	4	4	L, 24-44
11/19/1995	Cincinnati Bengals	A	12	11	W, 49-31

### SHORT WEEK FOLLOWING MNF (39-29)

Home: 30-22 • Away: 9-7

Date	Opponent	Site	Week	Game	Result
10/13/1996	Cincinnati Bengals	H	7	6	W, 20-10
12/1/1996	Baltimore Ravens	A	14	13	L, 17-31
9/28/1997	Houston Oilers	H	5	4	W, 37-24
11/9/1997	Baltimore Ravens	H	11	10	W, 37-0
11/1/1998	Houston Oilers	H	9	8	L, 31-41
11/15/1998	Houston Oilers	A	11	10	L, 14-23
11/4/2001	Baltimore Ravens	H	8	7	L, 10-13
9/15/2002	Oakland Raiders	H	2	2	L, 17-30
10/27/2002	Baltimore Ravens	A	8	7	W, 31-18
12/29/2002	Baltimore Ravens	H	17	16	W, 34-31
11/23/2003	Cleveland Browns	A	12	11	W, 13-6
10/16/2005	Jacksonville Jaguars	H	6	5	L, 17-23
11/6/2005	Green Bay Packers	A	9	8	W, 20-10
12/4/2005	Cincinnati Bengals	H	13	12	L, 31-38
9/24/2006	Cincinnati Bengals	H	3	3	L, 20-28
11/11/2007	Cleveland Browns	H	10	9	W, 31-28
12/2/2007	Cincinnati Bengals	H	13	12	W, 24-10
10/5/2008	Jacksonville Jaguars	A	5	5	W, 26-21
11/9/2008	Indianapolis Colts	H	10	9	L, 20-24
11/15/2009	Cincinnati Bengals	H	10	9	L, 12-18
11/14/2010	New England Patriots	H	10	9	L, 26-39
12/24/2011	St. Louis Rams	H	16	15	W, 27-0
11/18/2012	Baltimore Ravens	H	11	10	L, 10-13
9/22/2013	Chicago Bears	H	3	3	L, 23-40
10/26/2014	Indianapolis Colts	H	8	8	W, 51-34
10/18/2015	Arizona Cardinals	H	6	6	W, 25-13
9/18/2016	Cincinnati Bengals	H	2	2	W, 24-16
12/10/2017	Baltimore Ravens	H	14	13	W, 39-38
12/31/2017	Cleveland Browns	H	17	16	W, 28-24
9/30/2018	Baltimore Ravens	H	4	4	L, 14-26
10/6/2019	Baltimore Ravens	H	5	5	L, 26-29 (ot)
11/3/2019	Indianapolis Colts	H	9	8	W, 26-24
9/20/2020	Denver Broncos	H	2	2	W, 26-21
12/27/2020	Indianapolis Colts	H	16	15	W, 28-24

#### STEELERS ON A SHORT WEEK FOLLOWING MONDAY NIGHT FOOTBALL

- Pittsburgh has played 68 games in franchise history on a short week following Monday Night Football.
- The Steelers own an impressive 39-29 (.574) mark in such contests, including victories over Denver and Indianapolis in Week 2 and Week 16 of 2020.
- Pittsburgh has won eight of its last 10 games on a short week following Monday Night Football.
- The Steelers own a 12-7 (.632) record under head coach Mike Tomlin on a short week following Monday Night Football.
- Pittsburgh is 30-22 (.577) at home on a short week following Monday Night Football, including a 16-12 (.571) record at Heinz Field.

#### STEELERS ON FIVE DAYS REST

- Pittsburgh has played 113 games in franchise history on five days rest.
- The Steelers own a 58-55 (.513) mark in such contests, including a victory over Indianapolis in Week 16 of 2020.
- Pittsburgh has won eight of its last 11 games on five days rest.
- The Steelers own an 11-8 (.579) record under head coach Mike Tomlin on five days rest.
- Pittsburgh is 41-30 (.577) at home on five days rest.

## WHEN FACING STARTING QB DRAFTED NO. 1

64-35-3 (Home: 35-18-3, Road: 29-17)

Date	Player	Team	Result
10/28/1951	Charley Trippi	Chicago Cardinals	W, 28-14
10/26/1952	Charley Trippi	Chicago Cardinals	W, 34-28
12/2/1956	Billy Wade	L.A. Rams	W, 30-13
11/1/1959	King Hill	Chicago Cardinals	L, 45-24
12/13/1959	King Hill	Chicago Cardinals	W, 35-20
10/9/1960	George Shaw	New York Giants	L, 19-17
11/24/1963	Billy Wade	Chicago Bears	T, 17-17
12/1/1963	King Hill	Philadelphia Eagles	T, 20-20
10/24/1965	King Hill	Philadelphia Eagles	W, 20-14
10/22/1972	Jim Plunkett	New England Patriots	W, 33-3
12/8/1974	Jim Plunkett	New England Patriots	W, 21-17
9/19/1977	Jim Plunkett	San Francisco 49ers	W, 27-0
10/8/1978	Steve Bartkowski	Atlanta Falcons	W, 31-7
10/20/1980	Jim Plunkett	Oakland Raiders	L, 45-34
11/15/1981	Steve Bartkowski	Atlanta Falcons	W, 34-20
9/4/1983	John Elway	Denver Broncos	L, 14-10
10/28/1984	Steve Bartkowski	Atlanta Falcons	W, 35-10
12/1/1985	John Elway	Denver Broncos	L, 31-23
9/15/1986	John Elway	Denver Broncos	L, 21-10
11/5/1989	John Elway	Denver Broncos	L, 34-7
10/14/1990	John Elway	Denver Broncos	W, 34-17
10/6/1991	Jeff George	Indianapolis Colts	W, 21-3
11/3/1991	John Elway	Denver Broncos	L, 20-13
10/24/1993	Vinny Testaverde	Cleveland Browns	L, 28-23
11/21/1993	John Elway	Denver Broncos	L, 37-13
12/5/1993	Drew Bledsoe	New England Patriots	W, 17-14
1/2/1994	Vinny Testaverde	Cleveland Browns	W, 16-9
9/4/1994	Troy Aikman	Dallas Cowboys	L, 26-9
9/11/1994	Vinny Testaverde	Cleveland Browns	W, 17-10
12/18/1994	Vinny Testaverde	Cleveland Browns	W, 17-7
11/26/1995	Vinny Testaverde	Cleveland Browns	W, 20-17
12/16/1995	Drew Bledsoe	New England Patriots	W, 41-27
9/8/1996	Vinny Testaverde	Baltimore Ravens	W, 31-17
12/1/1996	Vinny Testaverde	Baltimore Ravens	L, 31-17
8/31/1997	Troy Aikman	Dallas Cowboys	L, 37-7
10/5/1997	Vinny Testaverde	Baltimore Ravens	W, 42-34
11/9/1997	Vinny Testaverde	Baltimore Ravens	W, 37-0
12/7/1997	John Elway	Denver Broncos	W, 35-24
12/13/1997	Drew Bledsoe	New England Patriots	W, 24-21
12/6/1998	Drew Bledsoe	New England Patriots	L, 23-9
11/14/1999	Tim Couch	Cleveland Browns	L, 16-15
9/17/2000	Tim Couch	Cleveland Browns	L, 23-20
10/8/2000	Vinny Testaverde	New York Jets	W, 20-3
12/16/2000	Jeff George	Washington Redskins	W, 24-3
11/11/2001	Tim Couch	Cleveland Browns	W, 15-12
12/9/2001	Vinny Testaverde	New York Jets	W, 18-7
1/6/2002	Tim Couch	Cleveland Browns	W, 28-7
9/29/2002	Tim Couch	Cleveland Browns	W, 16-13
10/21/2002	Peyton Manning	Indianapolis Colts	W, 28-10
11/3/2002	Tim Couch	Cleveland Browns	W, 23-20
11/10/2002	Mike Vick	Atlanta Falcons	T, 34-34

## WHEN FACING STARTING QB DRAFTED NO. 1

64-35-3 (Home: 35-18-3, Road: 29-17)

Date	Player	Team	Result
12/8/2002	David Carr	Houston Texans	L, 24-6
10/5/2003	Tim Couch	Cleveland Browns	L, 33-13
10/3/2004	Carson Palmer	Cincinnati Bengals	W, 28-17
10/17/2004	Vinny Testaverde	Dallas Cowboys	W, 24-20
11/21/2004	Carson Palmer	Cincinnati Bengals	W, 19-14
12/18/2004	Eli Manning	New York Giants	W, 33-30
1/2/2005	Drew Bledsoe	Buffalo Bills	W, 29-24
9/18/2005	David Carr	Houston Texans	W, 27-7
10/23/2005	Carson Palmer	Cincinnati Bengals	W, 27-13
11/28/2005	Peyton Manning	Indianapolis Colts	L, 26-7
12/4/2005	Carson Palmer	Cincinnati Bengals	L, 38-31
9/24/2006	Carson Palmer	Cincinnati Bengals	L, 28-20
10/22/2006	Mike Vick	Atlanta Falcons	L, 41-38
12/31/2006	Carson Palmer	Cincinnati Bengals	W, 23-17
9/23/2007	Alex Smith	San Francisco 49ers	W, 37-16
10/28/2007	Carson Palmer	Cincinnati Bengals	W, 24-13
12/2/2007	Carson Palmer	Cincinnati Bengals	W, 24-10
10/26/2008	Eli Manning	New York Giants	L, 21-14
11/9/2008	Peyton Manning	Indianapolis Colts	L, 24-20
9/27/2009	Carson Palmer	Cincinnati Bengals	L, 23-20
11/15/2009	Carson Palmer	Cincinnati Bengals	L, 18-12
11/8/2010	Carson Palmer	Cincinnati Bengals	W, 27-21
12/12/2010	Carson Palmer	Cincinnati Bengals	W, 23-7
12/19/2011	Alex Smith	San Francisco 49ers	L, 20-3
9/9/2012	Peyton Manning	Denver Broncos	L, 31-19
9/23/2012	Carson Palmer	Oakland Raiders	L, 34-31
10/7/2012	Mike Vick	Philadelphia Eagles	W, 16-14
11/4/2012	Eli Manning	New York Giants	W, 24-20
11/17/2013	Matthew Stafford	Detroit Lions	W, 37-27
9/21/2014	Cam Newton	Carolina Panthers	W, 37-19
10/26/2014	Andrew Luck	Indianapolis Colts	W, 51-34
11/9/2014	Mike Vick	New York Jets	L, 20-13
12/21/2014	Alex Smith	Kansas City Chiefs	W, 20-12
10/18/2015	Carson Palmer	Arizona Cardinals	W, 25-13
10/25/2015	Alex Smith	Kansas City Chiefs	L, 23-13
10/2/2016	Alex Smith	Kansas City Chiefs	W, 43-14
12/4/2016	Eli Manning	New York Giants	W, 24-14
10/15/2017	Alex Smith	Kansas City Chiefs	W, 19-13
10/29/2017	Matthew Stafford	Detroit Lions	W, 20-15
10/28/2018	Baker Mayfield	Cleveland Browns	W, 33-18
11/8/2018	Cam Newton	Carolina Panthers	W, 52-21
11/10/2019	Jared Goff	L.A. Rams	W, 17-12
11/14/2019	Baker Mayfield	Cleveland Browns	L, 21-7
12/1/2019	Baker Mayfield	Cleveland Browns	W, 20-13
10/18/2020	Baker Mayfield	Cleveland Browns	W, 38-7
11/15/2020	Joe Burrow	Cincinnati Bengals	W, 36-10
12/7/2020	Alex Smith	Washington Football Team	L, 23-17
1/3/2021	Baker Mayfield	Cleveland Browns	L, 24-22
1/10/2021	Baker Mayfield	Cleveland Browns	L, 48-37
9/26/2021	Joe Burrow	Cincinnati Bengals	L, 24-10
10/31/2021	Baker Mayfield	Cleveland Browns	W, 15-10

WHEN FACING STARTING QB DRAFTED NO. 1 OVERALL

- Pittsburgh has played 102 games in franchise history against an opposing starting QB who was drafted No. 1 overall.
- The Steelers are 64-35-3 (.642) in the regular season when facing a starting QB who was drafted No. 1 overall.
- Pittsburgh ranks first in winning percentage and third in victories in the regular season when facing a starting QB who was drafted No. 1 overall (since 1950).
- Pittsburgh could play as many as five games this season against an opposing starting QB who was drafted No. 1 overall (Joe Burrow, 2; Baker Mayfield, 2; Jared Goff 1).
- Pittsburgh played five games in 2020 against an opposing starting QB who was drafted No. 1 overall.
- Pittsburgh faced Cleveland's Baker Mayfield (three times), Washington's Alex Smith and Cincinnati's Joe Burrow.
- Pittsburgh is 35-18-3 (.652) in the regular season at home when facing a starting QB who was drafted No. 1 overall.
- The Steelers are 29-17 (.630) in the regular season on the road when facing a starting QB who was drafted No. 1 overall.
- Pittsburgh is 24-13 (.649) in the regular season under head coach **Mike Tomlin** when facing a starting QB who was drafted No. 1 overall.

HIGHEST WIN PCT VS. STARTING QB DRAFTED NO. 1 OVERALL – SINCE 1950

RANK	TEAM	W	L	T	WIN PCT.
1.	Pittsburgh Steelers	64	35	3	.642
2.	Philadelphia Eagles	78	53	2	.594
3.	Denver Broncos	52	38	0	.578
4.	New England Patriots	57	42	0	.576
5.	Minnesota Vikings	55	48	1	.534

MOST WINS VS. STARTING QB DRAFTED NO. 1 OVERALL – SINCE 1950

RANK	TEAM	W	L	T	WIN PCT.
1.	Philadelphia Eagles	78	53	2	.594
2.	San Francisco 49ers	65	63	1	.508
3.	Pittsburgh Steelers	64	35	3	.639
4.	Green Bay Packers	63	53	1	.543
5.	Seattle Seahawks	61	63	1	.492

CLOCK TURNS TO NOVEMBER

- Since 1990, Pittsburgh owns the NFL's best record in the month of November with a 81-47-1 (.632) mark.
- The Steelers have won six straight games in the month of November, dating back to Week 11 of 2019 (at Cleveland). Five times since 1990 Pittsburgh has been undefeated in November (1994, 1995, 2004, 2017 and 2020).

BEST REGULAR-SEASON NOVEMBER WIN PERCENTAGE SINCE 1990

RANK	TEAM	W	L	T	WIN PCT.
1.	Pittsburgh Steelers	81	47	1	.632
2.	New England Patriots	75	47	0	.615
3.	Baltimore Ravens	63	42	1	.599
4.	Denver Broncos	73	50	0	.593
5.	Dallas Cowboys	79	57	0	.581

- Since 1990, Pittsburgh is 41-17-1 (.703) at home in the month of November.
- The Steelers' .703 winning percentage in the month of November rank third in the NFL.

BEST REGULAR-SEASON NOVEMBER WIN PERCENTAGE SINCE 1990

RANK	TEAM	W	L	T	WIN PCT.
1.	Baltimore Ravens	38	15	1	.713
2.	Minnesota Vikings	46	19	0	.708
3.	Pittsburgh Steelers	41	17	1	.703
4.	New England Patriots	38	18	0	.679
5.	Green Bay Packers	41	20	1	.669

- The kickoff temperature in the Week 9 victory over Chicago was 55 degrees. It is the second-warmest November primetime game in Heinz Field history. The warmest November primetime game in Heinz Field history was Week 10 of 2005 vs. Cleveland (56 degrees).

KINGS OF THE NFC

- Pittsburgh is 118-72-1 (.620) in regular-season games against the NFC since the 1970 AFL-NFL merger.
- The Steelers' 118 regular-season victories against the NFC since the 1970 AFL-NFL merger rank first among AFC teams.
- Pittsburgh is the only AFC team with at least 115 regular-season victories against the NFC since the 1970 AFL-NFL merger.
- The Steelers' .620 regular-season winning percentage against the NFC since the 1970 AFL-NFL merger rank first among AFC teams.

MOST REGULAR-SEASON WINS BY AFC TEAM VS. NFC SINCE 1970 AFL-NFL MERGER

RANK	TEAM	WINS
1.	Pittsburgh Steelers	118
2.	Miami Dolphins	114
3.	Denver Broncos	110
4.	New England Patriots	105
5.	Las Vegas Raiders	103

BEST REGULAR-SEASON WIN PERCENTAGE BY AFC TEAM VS. NFC SINCE 1970 AFL-NFL MERGER

RANK	TEAM	RECORD	WIN PCT.
1.	Pittsburgh Steelers	118-72-1	.620
2.	Baltimore Ravens	60-39-1	.605
3.	Miami Dolphins	114-77	.597
4.	Kansas City Chiefs	102-78-2	.566
5.	Denver Broncos	110-85-2	.563

- Pittsburgh is 71-25-1 (.737) in regular-season home games against the NFC since the 1970 AFL-NFL merger.
- The Steelers' 71 regular-season home victories against the NFC since the 1970 AFL-NFL merger rank first among AFC teams.
- Pittsburgh's .737 regular-season home winning percentage against the NFC since the 1970 AFL-NFL merger ranks first among AFC teams (min. 50 games).

MOST REGULAR-SEASON HOME WINS BY AFC TEAM VS. NFC SINCE 1970 AFL-NFL MERGER

RANK	TEAM	WINS
1.	Pittsburgh Steelers	71
2.	Denver Broncos	67
3.	Miami Dolphins	63
4.	Kansas City Chiefs	60
5.	Cincinnati Bengals	59



BEST REGULAR-SEASON HOME WIN PERCENTAGE BY AFC TEAM VS. NFC SINCE 1970 AFL-NFL MERGER (MIN. 50 GAMES)

RANK	TEAM	RECORD	WIN PCT.
1.	Pittsburgh Steelers	71-25-1	.737
2.	Denver Broncos	67-32	.677
3.	Miami Dolphins	63-31	.670
4.	Kansas City Chiefs	60-30-1	.667
5.	Cincinnati Bengals	59-34-3	.630

STEELERS 2021 TEAM CAPTAINS

- The Steelers selected three players to serve as team captains for the 2021 season determined by a vote of their teammates.
- QB **Ben Roethlisberger** was selected to serve as offensive captain, DT **Cameron Heyward** was picked to serve as defensive captain and FB **Derek Watt** was chosen to serve as the special teams captain.
- Roethlisberger was selected as an offensive captain for the 13th time in his career (2008-09, 2011-21). This marks Heyward's seventh consecutive year as a captain (2015-21).
- Watt was named captain for the first time in his career.

WALKOFF WIN

- Pittsburgh defeated Seattle in Week 6 after K **Chris Boswell** connected on a 37-yard field goal in overtime to win the game, 23-20.
- The Steelers improved to 25-21-3 (.541) in overtime games in team history (14-4-1, .763, at home) and to 7-3-1 (.682) at Heinz Field.
- Pittsburgh registered its first victory in overtime since a Week 17 win at Cleveland in 2016.
- The Steelers recorded their first victory in overtime at Heinz Field since a Week 17 win at Cleveland in 2016.

STEELERS YOUNG GUNS

- Pittsburgh started five rookies at Buffalo in Week 1, including C **Kendrick Green**, TE **Pat Freiermuth**, LT **Dan Moore Jr.**, RB **Najee Harris** and DB **Tre Norwood**. It marked the first time since at least 1991 that the Steelers have started as many as five rookies in a game.
- Pittsburgh has not started four or more rookies in a season opener since at least 1991.
- Pittsburgh started four rookies on offense, including Green, Freiermuth, Moore Jr. and Harris, for just the second time in any game since at least 1991. It marked the first time since Dec. 30, 2012 vs. Cleveland, that the Steelers started at least four rookies on offense (Kelvin Beachum, RT; David DeCastro, RG; Will Johnson, FB; Dave Paulson, TE).
- Moore Jr. is believed to be the first Steelers rookie to start at left tackle since the 1970 AFL-NFL merger.
- The Steelers were the only team in the NFL to start a rookie at left tackle (Moore Jr.) and center (Green) in the season opener.
- Green was one of two rookie centers to start, while Moore Jr. was one of three rookies to start at left tackle in the season opener.
- Pittsburgh has registered 29 starts from rookies through Week 9, which is the second-most in the NFL.

MOST GAMES STARTED BY ROOKIES IN 2021

RANK	TEAM	STARTS
1.	N.Y. Jets	40
2.	Pittsburgh Steelers	29
3.	Miami Dolphins	28
4.	Kansas City Chiefs	27
5.	Detroit Lions	25

- Pittsburgh has registered 28 starts on offense alone from rookies through Week 9, which is the most in the NFL.

MOST GAMES STARTED ON OFFENSE BY ROOKIES IN 2021

RANK	TEAM	STARTS
1.	Pittsburgh Steelers	28
2.	N.Y. Jets	23
3.	Cincinnati Bengals	20
	Miami Dolphins	18
	Kansas City Chiefs	18

- Pittsburgh and Kansas City are the only teams in the NFL to have multiple rookies start on the offensive line in each of their games this season.

MOST GAMES STARTED BY ROOKIE OFFENSIVE LINEMEN IN 2021

RANK	TEAM	STARTS
1.	Kansas City Chiefs	18
2.	Pittsburgh Steelers	16
3.	Green Bay Packers	14
4.	Six teams tied with	8

WINNING ERA OF FREE AGENCY

- Pittsburgh has the third-best regular-season record in the NFL during the free agency era (since 1993) with a 288-166-2 (.634) mark.
- The Steelers are one of three teams (New England, 308; Green Bay, 291) with at least 275 regular-season wins since 1993.
- Pittsburgh's .634 regular-season winning percentage during the free agency era (since 1993) ranks third in the League.

MOST REGULAR-SEASON WINS IN THE FREE AGENCY ERA

RANK	TEAM	WINS
1.	New England Patriots	308
2.	Green Bay Packers	291
3.	Pittsburgh Steelers	288
4.	Indianapolis Colts	261
	Denver Broncos	261

BEST REGULAR-SEASON WIN PERCENTAGE IN THE FREE AGENCY ERA

RANK	TEAM	RECORD	WIN PCT.
1.	New England Patriots	308-149	.674
2.	Green Bay Packers	291-164-2	.639
3.	Pittsburgh Steelers	288-166-2	.634
4.	Indianapolis Colts	261-196	.571
	Denver Broncos	261-196	.571

- Pittsburgh's 163 regular-season home victories during the free agency era (since 1993) rank third in the League.
- Pittsburgh's .714 regular-season home winning percentage during the free agency era (since 1993) ranks third in the League.

MOST REGULAR-SEASON HOME WINS IN THE FREE AGENCY ERA

RANK	TEAM	WINS
1.	Green Bay Packers	172
2.	New England Patriots	170
3.	Pittsburgh Steelers	163
4.	Minnesota Vikings	151
	Denver Broncos	151

BEST REGULAR-SEASON HOME RECORD IN THE FREE AGENCY ERA

RANK	TEAM	RECORD	WIN PCT.
1.	Green Bay Packers	172-53-2	.762
2.	New England Patriots	170-59	.742
3.	Pittsburgh Steelers	163-65-1	.714
4.	Baltimore Ravens	142-62-1	.695
5.	Minnesota Vikings	151-77	.662
	Denver Broncos	151-77	.662

SINCE THE 1970 AFL-NFL MERGER

- Pittsburgh recorded its 490th regular-season win since the 1970 AFL-NFL merger in Week 8 of 2021 at Cleveland. The Steelers became the first NFL team since the merger to reach 490 wins.
- The Steelers are 491-306-3 (.616) during the regular season since 1970.
- Pittsburgh's 491 victories since the 1970 AFL-NFL merger rank first in the League.
- The Steelers are one of four teams (Dallas, 465; New England, 461; Miami, 454; Denver, 454) with at least 450 regular-season wins since the 1970 AFL-NFL merger.
- Pittsburgh's .616 winning percentage since the 1970 AFL-NFL merger ranks first in the League.

MOST REGULAR-SEASON WINS SINCE 1970 AFL-NFL MERGER

RANK	TEAM	WINS
1.	Pittsburgh Steelers	491
2.	Dallas Cowboys	465
3.	New England Patriots	461
4.	Miami Dolphins	454
	Denver Broncos	454

BEST REGULAR-SEASON WIN PERCENTAGE SINCE 1970 AFL-NFL MERGER

RANK	TEAM	RECORD	WIN PCT.
1.	Pittsburgh Steelers	491-306-3	.616
2.	Dallas Cowboys	465-335	.581
3.	New England Patriots	461-340	.576
4.	Denver Broncos	454-341-6	.571
5.	Miami Dolphins	454-345-2	.568

- The Steelers own the best regular-season home record in the NFL with a 288-112-1 mark (.719) since 1970.
- Pittsburgh's 288 regular-season home victories since the 1970 AFL-NFL merger rank first in the League.

- The Steelers are the only team with at least 275 regular-season home wins since the 1970 AFL-NFL merger.
- Pittsburgh's .719 regular-season home winning percentage since the 1970 AFL-NFL merger ranks first in the League.

MOST REGULAR-SEASON HOME WINS SINCE 1970 AFL-NFL MERGER

RANK	TEAM	WINS
1.	Pittsburgh Steelers	288
2.	Denver Broncos	270
3.	Minnesota Vikings	266
4.	New England Patriots	261
5.	Dallas Cowboys	260

BEST REGULAR-SEASON HOME WIN PERCENTAGE SINCE 1970 AFL-NFL MERGER

RANK	TEAM	RECORD	WIN PCT.
1.	Pittsburgh Steelers	288-112-1	.719
2.	Baltimore Ravens	142-62-1	.695
3.	Denver Broncos	270-127-4	.679
4.	Minnesota Vikings	266-134-1	.665
5.	Dallas Cowboys	260-140	.651

THE STANDARD IS THE STANDARD

- Pittsburgh has recorded 17 consecutive seasons with a .500 record or better, which is the longest active streak in the NFL and the longest streak in team history (previous record was 13, 1972-1984).

MOST ACTIVE CONSECUTIVE NON-LOSING SEASONS

RANK	TEAM	SEASONS	YEARS
1.	Pittsburgh Steelers	17	2004-20
2.	Seattle Seahawks	9	2012-20
3.	Kansas City Chiefs	8	2013-20
4.	Tennessee Titans	5	2016-20
	Baltimore Ravens	5	2016-20

MOST CONSECUTIVE NON-LOSING SEASONS SINCE 1970 AFL-NFL MERGER

RANK	TEAM	SEASONS	YEARS
1.	New England Patriots	19	2001-19
2.	Pittsburgh Steelers	17	2004-20
3.	San Francisco 49ers	16	1983-98
	Dallas Cowboys	16	1970-85
5.	Miami Dolphins	15	1989-2003
6.	Pittsburgh Steelers	13	1972-84
	Green Bay Packers	13	1992-2004

- Steelers QB **Ben Roethlisberger** (2004-20) has played on a team with a .500 record or better in each of his 17 seasons in the NFL, which is an NFL record for an individual player.
- C Frank Winters (1987-2002; Cleveland, N.Y. Giants, Kansas City and Green Bay) held the previous League record with 16 seasons. G Gene Hickerson (1958-60, 1962-73; Cleveland) and LB James Harrison (2002-17; Pittsburgh, Cincinnati and New England) had 15.

MOST CONSECUTIVE NON-LOSING SEASONS (PLAYER)

RANK	PLAYER	SEASONS
1.	Ben Roethlisberger	17 (2004-20)
2.	Frank Winters	16 (1987-2002)
3.	Gene Hickerson	15 (1958-60, 1962-73)
	James Harrison	15 (2002-17)

KINGS OF THE NORTH

- Pittsburgh captured the 2020 AFC North title, which marked the franchise's 24th overall division title, ninth since 2002 and fourth in the last seven years (2014, 2016, 2017 and 2020).
- The Steelers earned a division title for the 24th time since the 1970 AFL-NFL merger – the most division crowns by an NFL team in that span.
- Pittsburgh reached the playoffs for the 32nd time since the 1970 AFL-NFL merger – the most playoff berths by an NFL team in that span.
- Since the AFC North was adopted after the restructuring of the 2002 NFL season when the League realigned divisions after expanding to 32 teams, **Mike Tomlin** has won the division seven times (2007, 2008, 2010, 2014, 2016, 2017 and 2020).
- No other head coach has won the AFC North more than four times (John Harbaugh and Marvin Lewis).
- Pittsburgh's nine AFC North titles nearly equal the combined total from the rest of the division since 2002.

AFC NORTH TITLES

TEAM	TITLES
Baltimore Ravens/ Cincinnati Bengals/ Cleveland Browns	10
Pittsburgh Steelers	9

AFC NORTH TITLES

RANK	TEAM	TITLES
1.	Pittsburgh Steelers	9
2.	Baltimore Ravens	6
3.	Cincinnati Bengals	4
4.	Cleveland Browns	0

STEELERS DOMINATE THE AFC NORTH

- Pittsburgh has either won or shared the AFC North Title 10 times (2002, 2004, 2007, 2008, 2010, 2011, 2014, 2016, 2017 and 2020) and finished second on six other occasions (2005, 2006, 2009, 2013, 2015 and 2018).
- Pittsburgh owns an overall record of 85-37-1 (.695) against the AFC North.
- The Steelers' 85 all-time victories against the AFC North are the most of any divisional team.
- Pittsburgh's .695 all-time winning percentage against the AFC North is the highest of any divisional team.
- Pittsburgh owns a regular-season record of 80-35-1 (.694) vs. AFC North.
- The Steelers' 80 regular-season victories against the AFC North are the most of any divisional team.
- Pittsburgh's .694 regular-season winning percentage against the AFC North is the highest of any divisional team.
- The Steelers' 80 regular-season wins and .694 regular-season winning percentage against division opponents are the third-most and second-highest among all NFL teams in divisional games (New England, 90 and .769; Indianapolis, 81 and .692).

REGULAR-SEASON AFC NORTH INTER-DIVISION RECORD

RANK	TEAM	W	L	T	WIN PCT.
1.	Pittsburgh Steelers	80	35	1	.694
2.	Baltimore Ravens	67	48	0	.583
3.	Cincinnati Bengals	53	64	0	.453
4.	Cleveland Browns	31	84	1	.272

- Pittsburgh owns a regular-season home record of 43-15 (.741) vs. AFC North.
- The Steelers 43 regular-season home victories vs. AFC North foes are the most of any divisional team.
- Pittsburgh's .741 regular-season home winning percentage vs. AFC North is the highest of any divisional team.
- Pittsburgh's 43 regular-season home wins and .741 regular-season home winning percentage against division opponents are the third-most and second-highest among all NFL teams in divisional games (New England, 49 and .831; Indianapolis, 45 and .763).

REGULAR-SEASON AFC NORTH INTER-DIVISION HOME RECORD

RANK	TEAM	W	L	T	WIN PCT.
1.	Pittsburgh Steelers	43	15	0	.741
2.	Baltimore Ravens	39	19	0	.672
3.	Cincinnati Bengals	28	29	0	.491
4.	Cleveland Browns	19	38	1	.336

- Pittsburgh owns a regular-season road record of 37-20-1 (.647) vs. AFC North.
- The Steelers' 37 regular-season road victories against the AFC North are the most of any divisional team.
- Pittsburgh's .647 regular-season road winning percentage against the AFC North is the highest of any divisional team.
- Pittsburgh's 37 regular-season road wins and .647 regular-season road winning percentage against division opponents are tied for the third-most and third-highest among all NFL teams in divisional games (New England, 41 and .707; Green Bay, 38 and .655).

REGULAR-SEASON AFC NORTH INTER-DIVISION ROAD RECORD

RANK	TEAM	W	L	T	WIN PCT.
1.	Pittsburgh Steelers	37	20	1	.647
2.	Baltimore Ravens	28	29	0	.491
3.	Cincinnati Bengals	25	34	0	.424
4.	Cleveland Browns	12	46	0	.207

HALFTIME GOT YOU DOWN

- Pittsburgh rallied from a 10-0 halftime deficit in Week 1 at Buffalo for a 23-16 win. According to the NFL Media Research Department and the Elias Sports Bureau, the Steelers became just the second team in NFL history to win a Week 1 game after trailing by at least ten points and being shutout at the half.
- Teams had previously been 1-104-1 in such situations.
- Pittsburgh has won five games when trailing at halftime since 2020, which ranks tied for second in the NFL.
- Pittsburgh's .455 winning percentage when trailing at halftime ranks fourth in the NFL since 2020.



## MOST VICTORIES WHEN TRAILING AT HALFTIME SINCE 2020

RANK	TEAM	WINS
1.	Kansas City Chiefs	6
2.	Pittsburgh Steelers	5
	Tennessee Titans	5
4.	Seven teams tied with	4

## BEST WIN PERCENTAGE WHEN TRAILING AT HALFTIME SINCE 2020

RANK	TEAM	RECORD	WIN PCT.
1.	Kansas City Chiefs	6-4	.600
2.	Tennessee Titans	5-5	.500
	Baltimore Ravens	4-4	.500
4.	Pittsburgh Steelers	5-6	.455
5.	Green Bay Packers	2-3	.400
	L.A. Chargers	4-6	.400

- The Steelers have won five games when trailing at the end of the third quarter since 2020, which is tied for the most in the NFL.

## MOST VICTORIES WHEN TRAILING AFTER 3RD QUARTER SINCE 2020

RANK	TEAM	WINS
1.	Pittsburgh Steelers	5
	Tennessee Titans	5
	L.A. Chargers	5
4.	Washington Football Team	4
5.	Seven teams tied with	3

- Pittsburgh has won three games in which it trailed by 10 or more points at halftime since 2020, which is the most in the League.

## MOST VICTORIES WHEN TRAILING BY 10+ POINTS AT HALFTIME SINCE 2020

RANK	TEAM	WINS
1.	Pittsburgh Steelers	3
2.	Washington Football Team	2
	Tampa Bay Buccaneers	2
4.	11 teams tied with	1

- Pittsburgh has won four games in which it trailed by 10 or more points in the second half since 2020, which is tied for the most in the League.

## MOST VICTORIES WHEN TRAILING BY 10+ POINTS IN SECOND HALF SINCE 2020

RANK	TEAM	WINS
1.	Pittsburgh Steelers	4
	Tennessee Titans	4
3.	Tampa Bay Buccaneers	3
	Minnesota Vikings	3
	Philadelphia Eagles	3
	Baltimore Ravens	3

- The Steelers have won seven games in which they trailed by 10 or more points since 2020, which is the most in the NFL.

## MOST VICTORIES WHEN TRAILING BY 10+ POINTS SINCE 2020

RANK	TEAM	WINS
1.	Pittsburgh Steelers	7
2.	Kansas City Chiefs	6
	New Orleans Saints	6
	Tennessee Titans	6
5.	Tampa Bay Buccaneers	5
	Seattle Seahawks	5
	Philadelphia Eagles	5

- Pittsburgh has registered 18 regular-season victories when trailing in the second half by 10 or more points since QB **Ben Roethlisberger** entered the NFL in 2004, which ranks second in the League over that span.

## MOST VICTORIES WHEN TRAILING BY 10+ POINTS IN THE SECOND HALF SINCE 2004

RANK	TEAM	WINS
1.	Indianapolis Colts	20
2.	Pittsburgh Steelers	18
3.	Denver Broncos	16
4.	L.A. Chargers	15
5.	Miami Dolphins	14
	New England Patriots	14

- Pittsburgh has registered 11 regular-season road victories when trailing in the second half by 10 or more points since QB **Ben Roethlisberger** entered the NFL in 2004, which ranks tied for first in the League over that span.

## MOST ROAD VICTORIES WHEN TRAILING BY 10+ POINTS IN THE SECOND HALF SINCE 2004

RANK	TEAM	WINS
1.	Pittsburgh Steelers	11
	L.A. Chargers	11
3.	Indianapolis Colts	10
4.	Kansas City Chiefs	9
	Tennessee Titans	9
	Dallas Cowboys	9

- Pittsburgh has registered 27 regular-season victories when trailing by 10 or more points since QB **Ben Roethlisberger** entered the NFL in 2004, which ranks first in the League over that span.

## MOST VICTORIES WHEN TRAILING BY 10+ POINTS SINCE 2004

RANK	TEAM	WINS
1.	Pittsburgh Steelers	27
2.	Indianapolis Colts	26
	New England Patriots	26
4.	Denver Broncos	25
	New Orleans Saints	25
	Chicago Bears	25

TOMLIN AMONG THE BEST

- **Mike Tomlin** has led Pittsburgh to a 150-81-1 (.649) record in the regular season since becoming the team's head coach in 2007.
- Tomlin ranks tied for 11th in NFL history with a regular-season record of 69 games over .500.

MOST GAMES ABOVE .500 BY HEAD COACH IN NFL HISTORY

RANK	COACH	GAMES > .500
8.	Marty Schottenheimer, 1984-2006	74
9.	John Madden, 1969-1978	71
10.	Tony Dungy, 1996-2008	70
11.	Mike Tomlin, 2007-2021	69
	George Allen, 1966-1977	69

- Tomlin, Bill Belichick, Andy Reid and Marty Schottenheimer are the only coaches in NFL history with career records of 60 or more games over .500 not in the Pro Football Hall of Fame.
- Tomlin's 150 regular-season victories are second best in the NFL since 2007.

NFL HEAD COACH RECORDS SINCE 2007

RANK	COACH	RECORD	PLAYOFF APPS.	SUPER BOWL APPS.
1.	Bill Belichick	174-59	13	4
2.	Mike Tomlin	150-81-1	9	2
3.	Andy Reid	145-86-1	10	2
4.	Sean Payton	137-78	8	1
5.	John Harbaugh	135-81	9	1

- His 150 regular-season victories are the third-most among active coaches in the NFL.

MOST REGULAR-SEASON WINS BY AN ACTIVE NFL HEAD COACH

RANK	COACH	WINS
1.	Bill Belichick	285
2.	Andy Reid	225
3.	Mike Tomlin	150
4.	Pete Carroll	148
	Sean Payton	148

- Tomlin's 150 regular-season victories rank 20th in NFL history.

MOST REGULAR-SEASON WINS BY HEAD COACH IN NFL HISTORY

RANK	COACH	WINS
18.	Joe Gibbs	154
19.	Steve Owen	153
20.	Mike Tomlin	150
21.	Bill Cowher	149
22.	Pete Carroll	148
	Sean Payton	148

- Tomlin's .649 regular-season win percentage ranks ninth in NFL history (minimum 100 games).

HEAD COACH WIN PERCENTAGE IN NFL HISTORY (MIN. 100 GAMES)

RANK	COACH	WIN PCT.
1.	John Madden	.759
2.	Vince Lombardi	.738
3.	George Allen	.712
4.	Blanton Collier	.691
5.	George Halas	.682
6.	Don Shula	.677
7.	Bill Belichick	.670
8.	Tony Dungy	.668
9.	Mike Tomlin	.649
10.	George Seifert	.648

- Tomlin's .649 regular-season win percentage ranks second among active NFL head coaches (minimum 100 games).

ACTIVE HEAD COACH WINNING PERCENTAGE (MIN. 100 GAMES)

RANK	COACH	W	L	T	WIN PCT.
1.	Bill Belichick	285	140	0	.671
2.	Mike Tomlin	150	81	1	.649
3.	Sean Payton	148	84	0	.638
4.	Andy Reid	225	134	1	.626
5.	John Harbaugh	135	81	0	.625

TOMLIN T-150 COACH

- **Mike Tomlin** is the 20th head coach in NFL history to reach 150 career wins.
- Tomlin registered 150 career victories in the fourth-fewest game in League history.

FEWEST GAMES COACHED TO 150 CAREER VICTORIES

RANK	PLAYER	GAMES
1.	Don Shula	204
2.	George Halas	223
3.	Curly Lambeau	228
4.	Mike Tomlin	232
5.	Bud Grant	239

TOMLIN AT HEINZ FIELD

- **Mike Tomlin** has guided Pittsburgh to a 85-32 (.726) regular-season record at Heinz Field.
- Tomlin earned his 85th regular-season home win in Week 9 of 2021 vs. Chicago and joined **Chuck Noll** (119) and **Bill Cowher** (85) as the third head coach in Steelers history with 85 regular-season home victories.
- Tomlin has led Pittsburgh to at least five home wins in each of his first 14 seasons as the team's head coach and six home wins in nine of his 14 at the helm.
- Tomlin and the Steelers' 85 regular-season home victories rank tied for third in the NFL since 2007.
- Tomlin and the Steelers' .726 regular-season home winning percentage ranks tied for third in the NFL since 2007.

## TOMLIN'S RECORD WHEN

Overall	150	81	1
Home	85	32	0
Away	65	49	1
In overtime	7	7	0
Grass	119	60	1
Turf	31	21	0
Indoors	11	4	0
Outdoors	139	77	1
AFC	111	61	1
AFC North	59	26	1
AFC East	15	15	0
AFC South	22	7	0
AFC West	15	13	0
NFC	39	20	0
NFC North	9	5	0
NFC East	10	6	0
NFC South	8	4	0
NFC West	12	5	0
Playoffs	8	8	0
Wild Card	2	4	0
Divisional	3	2	0
Title Game	2	1	0
Super Bowl	1	1	0
On Sunday Night Football	18	12	0
On Monday Night Football	17	3	0
On Thursday Night Football	8	7	0
On Saturday	1	0	0
On Sunday at 1 pm ET	79	33	1
On Sunday at 4:25 pm ET	25	25	1
In September	27	23	1
In October	40	15	0
In November	39	19	0
In December	39	23	0
In January	5	1	0
Coming off a loss	50	28	0
Coming off a win	91	47	0
Coming off a tie	0	1	0
Opponent Coming off a loss	66	41	0
Opponent Coming off a win	74	35	0
Opponent Coming off a tie	1	0	0
Coming off a Bye	11	4	0
Opponent coming off a Bye	9	5	0
Scoring first	91	33	1
Opponent scores first	59	48	0
Leading at any point	148	51	1
Trailing at any point	88	80	0
Leading at halftime	108	20	1
Tied at halftime	11	9	0
Trailing at halftime	31	52	0
Decided by 3 points or fewer	30	27	1
Decided by 7 points or fewer	70	52	1
Decided by 8 pts or fewer	76	52	0
*Opp. Missed Playoffs	92	45	1
*Opp. Lost Wild Card	22	12	0
*Opp. Lost Divisional Playoff	23	10	0
*Opp. Lost Title Game	8	7	0
*Opp. Lost Super Bowl	3	1	0

## TOMLIN'S RECORD WHEN

*Opp. Won Super Bowl	2	6	0
Leading after three quarters	117	16	1
Tied after three quarters	10	8	0
Trailing after three quarters	23	57	0
Scoring 40+ points	11	0	0
Scoring 30-39 points	37	7	0
Scoring 20-29 points	76	26	1
Scoring 0-19 points	26	48	0
Allowing 40+ points	0	3	0
Allowing 30-39 points	5	20	0
Allowing 20-29 points	44	43	1
Allowing 0-19 Points	101	15	0
3 days rest	7	6	0
4 days rest	1	1	0
5 days rest	11	8	0
6 days rest	85	51	0
7 days rest	14	2	0
9 days rest	11	3	0
10 days rest	1	1	0
12 days rest	0	1	0
13 days rest	9	3	0
14 days rest	2	0	0
Opp. 3 days rest	7	6	0
Opp. 5 days rest	8	8	0
Opp. 6 days rest	96	49	0
Opp. 7 days rest	15	3	0
Opp. 9 days rest	4	4	0
Opp. 10 days rest	2	1	0
Opp. 13 days rest	8	5	0
Opp. 14 days rest	1	0	0
Outrushing opponent	106	21	0
Getting outrushed	43	60	1
Rushing Yards tied	1	0	0
Passing for more yards	46	32	0
Passing for fewer yards	104	49	1
Outgaining opponent	118	40	1
Outgained by opponent	32	41	0
Clear	129	70	1
Rain	18	8	0
Snow	3	3	0
Below 32-degrees	14	8	0
Above 32-degrees	136	73	1
Winning time of possession	114	36	1
Losing time of possession	36	45	0
Scoring a defensive TD	28	2	0
Allowing a defensive TD	7	11	0
Scoring a special teams TD	11	0	0
Allowing a special teams TD	6	7	0
Fewer penalty yards	81	47	0
More penalty yards	69	34	1
Winning turnover battle	82	11	0
Losing turnover battle	26	52	1
Tied turnover battled	42	18	0
-1 Turnovers	26	52	1
-2 Turnovers	6	29	1
-3 Turnovers	3	18	1
-4 Turnovers	0	11	1

## TOMLIN'S RECORD WHEN

-5 Turnovers	0	3	1
-6 Turnovers	0	2	0
-7 Turnovers	0	2	0
+1 Turnovers	82	11	0
+2 Turnovers	45	2	0
+3 Turnovers	17	1	0
+4 Turnovers	6	0	0
+5 Turnovers	1	0	0
+6 Turnovers	1	0	0
100-yard rusher	52	8	1
100-yard receiver	61	39	1
200-yard passer	117	60	1
200-yard rusher	2	0	0
200-yard receiver	2	1	0
300-yard passer	38	26	1
400-yard passer	4	7	0
500-yard passer	3	0	0
Opp. 100-yard rusher	12	20	1
Opp. 100-yard receiver	41	27	1
Opp. 200-yard passer	87	50	0
Opp. 200-yard rusher	0	1	0
Opp. 200-yard receiver	2	0	0
Opp. 300-yard passer	20	18	0
Opp. 400-yard passer	4	1	0
Opp. 500-yard passer	0	0	0
Arizona Cardinals	3	1	0
Atlanta Falcons	3	0	0
Baltimore Ravens	14	14	0
Buffalo Bills	5	2	0
Carolina Panthers	3	0	0
Chicago Bears	1	3	0
Cincinnati Bengals	22	7	0
Cleveland Browns	23	5	1
Dallas Cowboys	2	2	0
Denver Broncos	4	3	0
<b>Detroit Lions</b>	<b>3</b>	<b>0</b>	<b>0</b>
Green Bay Packers	3	1	0
Houston Texans	4	1	0
Indianapolis Colts	7	1	0
Jacksonville Jaguars	5	2	0
Kansas City Chiefs	5	3	0
Las Vegas Raiders	2	5	0
Los Angeles Chargers	4	2	0
Los Angeles Rams	4	0	0
Miami Dolphins	4	2	0
Minnesota Vikings	2	1	0
New England Patriots	3	7	0
New Orleans Saints	0	3	0
New York Giants	3	1	0
New York Jets	3	4	0
Philadelphia Eagles	2	2	0
San Francisco 49ers	2	2	0
Seattle Seahawks	3	2	0
Tampa Bay Buccaneers	2	1	0
Tennessee Titans	6	3	0
Washington Football Team	3	1	0



MOST REGULAR-SEASON HOME WINS SINCE 2007

RANK	TEAM	WINS
1.	New England Patriots	96
2.	Green Bay Packers	88
3.	Pittsburgh Steelers	85
	Baltimore Ravens	85
5.	New Orleans Saints	78
	Seattle Seahawks	78

BEST REGULAR-SEASON HOME WIN PERCENTAGE SINCE 2007

RANK	TEAM	RECORD	WIN PCT.
1.	New England Patriots	96-21	.821
2.	Green Bay Packers	88-25-2	.774
3.	Pittsburgh Steelers	85-32	.726
	Baltimore Ravens	85-32	.726
5.	New Orleans Saints	78-38	.672
	Seattle Seahawks	78-38	.672

- Tomlin's .726 winning percentage in regular-season home games ranks seventh in NFL history (min. 100 games).

BEST REGULAR-SEASON HOME WIN PERCENTAGE IN NFL HISTORY (MIN. 100 GAMES)

RANK	COACH	W	L	T	WIN PCT.
1.	Don Shula	183	59	3	.755
2.	Tony Dungy	78	26	0	.750
3.	George Halas	182	61	20	.749
4.	John Harbaugh	81	28	0	.743
	Mike Holmgren	101	35	0	.743
6.	Bill Belichick	156	57	0	.732
7.	Mike Tomlin	85	32	0	.726
8.	Bill Cowher	85	34	1	.713
9.	Mike McCarthy	80	32	2	.711
10.	Marty Schottenheimer	115	48	0	.706

TOMLIN VS. NFC

- During his career, **Mike Tomlin's** regular-season record against the NFC is 39-20 (.661), including 23-7 (.767) at Heinz Field.
- Tomlin's 39 regular-season victories against the NFC rank sixth among AFC coaches in NFL history.
- Tomlin's .661 regular-season winning percentage against the NFC ranks fifth among AFC coaches in NFL history.

MOST REGULAR-SEASON WINS VS. NFC BY AFC HEAD COACH IN NFL HISTORY

RANK	COACH	WINS
1.	Bill Belichick	72
2.	Don Shula	67
3.	Marty Schottenheimer	52
4.	Chuck Noll	45
5.	Jeff Fisher	44
6.	Mike Tomlin	39
7.	Marvin Lewis	37
8.	Mike Shanahan	36
9.	John Harbaugh	35
10.	Bill Cowher	34

BEST REGULAR-SEASON WIN PERCENTAGE VS. AFC BY HEAD COACH IN NFL HISTORY (MIN. 50 GAMES)

RANK	COACH	WIN PCT.
1.	Don Shula	.753
2.	Marty Schottenheimer	.675
3.	Jeff Fisher	.667
	Bill Belichick	.667
5.	Mike Tomlin	.661
6.	John Harbaugh	.648
7.	Bill Cowher	.605
8.	Marvin Lewis	.602
9.	Chuck Noll	.600
	Mike Shanahan	.600

- Pittsburgh's 39 regular-season victories against the NFC under Tomlin rank second among AFC teams since 2007.
- Pittsburgh's .661 regular-season winning percentage against the NFC under Tomlin ranks second among AFC teams since 2007.

AFC RECORDS VS. NFC SINCE 2007

RANK	TEAM	W	L	T	WIN PCT.
1.	New England Patriots	43	17	0	.717
2.	Pittsburgh Steelers	39	20	0	.661
3.	Baltimore Ravens	38	20	0	.655
4.	Kansas City Chiefs	36	24	0	.600
5.	Indianapolis Colts	35	24	0	.593
	Tennessee Titans	34	24	0	.593

- Pittsburgh's 23 regular-season home victories against the NFC under Tomlin rank second among AFC teams since 2007.
- Pittsburgh's .767 regular-season home winning percentage against the NFC under Tomlin ranks second among AFC teams since 2007.

### AFC HOME RECORDS VS. NFC SINCE 2007

RANK	TEAM	W	L	T	WIN PCT.
1.	Baltimore Ravens	24	5	0	.828
2.	Pittsburgh Steelers	23	7	0	.767
3.	Kansas City Chiefs	21	9	0	.700
4.	Denver Broncos	20	9	0	.690
5.	New England Patriots	21	10	0	.677

- Including the postseason, Tomlin has a .656 winning percentage (40-21) against the NFC during his first 14 years.

### PRIMETIME SPECIALIST

- **Mike Tomlin** has guided Pittsburgh to a 44-23 (.657) record in regular-season primetime games.
- Tomlin's 67 games coached in primetime (7 p.m. ET or later) rank third in NFL history. His 44 victories and .657 winning percentage (minimum 50 games) in primetime games rank third and second, respectively, in League history.

### MOST NFL REGULAR-SEASON PRIMETIME GAMES COACHED

RANK	COACH	GAMES
1.	Andy Reid	89
2.	Bill Belichick	86
3.	Mike Tomlin	67
4.	Mike McCarthy	63
5.	Tom Coughlin	61

### MOST NFL REGULAR-SEASON PRIMETIME WINS

RANK	COACH	WINS
1.	Bill Belichick	56
2.	Andy Reid	51
3.	Mike Tomlin	44
4.	Sean Payton	35
5.	Pete Carroll	32

### BEST REGULAR-SEASON PRIMETIME WIN PERCENTAGE (MIN. 50 GAMES)

RANK	COACH	W	L	T	WIN PCT.
1.	Sean Payton	35	17	0	.673
2.	Mike Tomlin	44	23	0	.657
3.	Bill Belichick	56	30	0	.651
4.	Andy Reid	51	38	0	.573
5.	Mike McCarthy	31	32	0	.492

- Tomlin's 44 victories in regular-season primetime games rank tied for first in the NFL since 2007.
- Tomlin's .657 winning percentage in regular-season primetime games ranks third in the NFL since 2007 (min. 50 games).

### MOST REGULAR-SEASON PRIMETIME WINS SINCE 2007

RANK	COACH	WINS
1.	Mike Tomlin	44
	Bill Belichick	44
3.	Andy Reid	34
4.	Sean Payton	33
5.	Pete Carroll	32

### BEST REGULAR-SEASON PRIMETIME WIN PERCENTAGE SINCE 2007 (MIN. 40 GAMES)

RANK	COACH	RECORD	WIN PCT.
1.	Pete Carroll	32-11-1	.739
2.	Bill Belichick	44-21	.677
3.	John Harbaugh	31-15	.674
4.	Sean Payton	33-17	.660
5.	Mike Tomlin	44-23	.657

- Tomlin has guided the Steelers to a 17-3 (.850) record in Monday Night Football contests, including an 8-0 mark at Heinz Field.
- Tomlin's 17 victories on Monday Night Football rank first in the NFL since 2007.
- Tomlin's .850 winning percentage on Monday Night Football ranks first in the NFL since 2007 (min. 10 games).
- Tomlin is 18-13 (.581) on Sunday Night Football and 8-7 (.533) on Thursday Night Football.

### WINNING RECORD IN FIRST 14 SEASONS

- **Mike Tomlin** secured his 14th straight non-losing season with the Steelers' eighth win in 2020, a 24-19 win at Dallas in Week 9, a streak dating back to his first season as the team's head coach in 2007.
- Tomlin and Marty Schottenheimer are the only head coaches in NFL history to begin a head coaching tenure with at least 14 consecutive non-losing seasons.

### MOST CONSECUTIVE NON-LOSING SEASONS TO BEGIN NFL HEAD COACHING CAREER

RANK	HEAD COACH	YEARS	SEASONS
1.	Mike Tomlin	2007-20	14
	Marty Schottenheimer	1984-97	14
3.	Don Shula	1963-75	13
4.	George Allen	1966-77	12
	Curly Lambeau	1921-32	12

### WIN NO. 140

- **Mike Tomlin** earned his 140th regular-season win with the Steelers in the 28-24 victory at Baltimore in Week 8 of 2020.
- The game was Tomlin's 215th of his regular-season tenure, tying him with Curly Lambeau for the third-fewest games by an NFL head coach to secure 140 wins.

### FEWEST NFL GAMES COACHED TO 140 WINS

RANK	HEAD COACH	TEAMS	GAMES
1.	Don Shula	Baltimore-Miami	185
2.	George Halas	Chicago	210
3.	Mike Tomlin	Pittsburgh	215
	Curly Lambeau	Green Bay	215
5.	Joe Gibbs	Washington	216

### AMONG COACHES IN FIRST 14 YEARS

- **Mike Tomlin** earned his 145th regular-season victory in Week 16 vs. Indianapolis in 2020, and accumulated a 145-78-1 regular-season record in his first 14 seasons as a head coach in the NFL (2007-20).
- Tomlin's 145 career regular-season victories are the most by a head coach in his first 14 career seasons, surpassing Pro Football Hall of Famer Don Shula (144 regular-season victories from 1963-76).

MOST WINS AMONG NFL HEAD COACHES DURING FIRST 14 SEASONS

RANK	HEAD COACH	YEARS	WINS
1.	Mike Tomlin	2007-20	145
2.	Don Shula	1963-76	144
3.	Sean Payton	2006-20	142
4.	Bill Cowher	1992-2005	141
5.	Joe Gibbs	1981-92, 2004-05	140

TOMLIN IN 14

- In his first 14 seasons as the head coach of the Steelers, **Mike Tomlin** has an extensive list of accomplishments.
- Tomlin's 145 regular-season wins in his first 14 seasons rank as the most wins in team history for any coach in his first 14 campaigns, and his two Super Bowl appearances rank second in the franchise for a coach in his first 14 seasons.
- Tomlin's nine postseason berths rank tied for first in a coach's first 14 seasons with the Steelers and his seven division titles rank tied for second.

STEELERS HEAD COACHES RECORD THROUGH 14 SEASONS

RANK	HEAD COACH	RECORD	YEARS
1.	Mike Tomlin	145-78-1 (.650)	2007-20
2.	Bill Cowher	141-82-1 (.632)	1992-2005
3.	Chuck Noll	123-75-1 (.621)	1969-1982

RANK	HEAD COACH	SUPER BOWL APP.	SUPER BOWL WINS
1.	Chuck Noll	4 (1974, '75, '78, '79)	4 (1974, '75, '78, '79)
2.	Mike Tomlin	2 (2008, '10)	1 (2008)
	Bill Cowher	2 (1995, 2006)	1 (2006)

RANK	HEAD COACH	PLAYOFF APP.	YEARS
1.	Bill Cowher	9	1992-97, 2001, '02, '04
	Mike Tomlin	9	2007-08, '10-11, '14-17, '20
3.	Chuck Noll	8	1972-79

RANK	HEAD COACH	DIVISION TITLES	YEARS
1.	Bill Cowher	8 (AFC Central/North)	1992, '94-97, 2001, '02, '04
2.	Mike Tomlin	7 (AFC North)	2007-08, '10, '14, '16-17, '20
	Chuck Noll	7 (AFC Central)	1972, '74-79

LIMITING SACKS

- The Steelers have allowed either the fewest or second-fewest sacks in the NFL dating back to 2020 (1st, 32), 2019 (2nd, 64), 2018 (t-2nd, 88), 2017 (2nd, 112), 2016 (1st, 133), 2015 (t-1st, 166), 2014 (2nd, 199), 2013 (2nd, 242), 2012 (2nd, 279) and 2011 (2nd, 321).

NFL FEWEST SACKS ALLOWED SINCE 2020

RANK	TEAM	SACKS ALLOWED
1.	Pittsburgh Steelers	32
2.	Tampa Bay Buccaneers	34
3.	L.A. Rams	38
	Indianapolis Colts	38
5.	Buffalo Bills	39

- The Steelers have allowed 133 sacks since 2016, which ranks first in the NFL.

NFL FEWEST SACKS ALLOWED SINCE 2016

RANK	TEAM	SACKS ALLOWED
1.	Pittsburgh Steelers	133
2.	New Orleans Saints	134
3.	Kansas City Chiefs	161
4.	New England Patriots	162
5.	Las Vegas Raiders	169

TOMLIN-BEN

- **Mike Tomlin** and QB **Ben Roethlisberger** recorded their 108th regular-season win together in Week 5 of 2018 against Atlanta, breaking a tie with Chuck Noll and Terry Bradshaw for the most wins by a head coach-quarterback tandem in franchise history.
- Tomlin and Roethlisberger picked up their 117th regular-season victory in Week 2 of 2020 against Denver, breaking a tie with Don Shula and Dan Marino for the third-most wins by a head coach-quarterback tandem in NFL history.
- The duo's 132 regular-season wins are the third-most by a head coach-quarterback pairing in NFL history.

MOST REGULAR-SEASON WINS BY A HEAD COACH-QUARTERBACK IN NFL HISTORY

RANK	DUO	WINS
1.	Bill Belichick-Tom Brady	219
2.	Sean Payton-Drew Brees	141
3.	Mike Tomlin-Ben Roethlisberger	132
4.	Don Shula-Dan Marino	116
5.	Chuck Noll-Terry Bradshaw	107

STARTING IN STYLE

- QB **Ben Roethlisberger** owns a 161-77-1 (.676) regular-season record as a starting quarterback.
- His 161 regular-season victories as a starting quarterback are a franchise record and rank fifth in NFL history.
- His .676 regular-season winning percentage as a starting quarterback is second-highest in franchise history and ranks fifth in NFL history (min. 150 games started).

BEST STARTING RECORD AMONG QUARTERBACKS IN NFL HISTORY (MIN. 150 GAMES STARTED)

RANK	PLAYER	W	L	T	PCT.
1.	Tom Brady	236	71	0	.769
2.	Joe Montana	117	47	0	.713
3.	Peyton Manning	186	79	0	.702
4.	Terry Bradshaw	107	51	0	.677
5.	Ben Roethlisberger	161	77	1	.676
6.	Aaron Rodgers	133	64	1	.674
7.	John Elway	148	82	1	.643
8.	Jim Kelly	101	59	0	.631
9.	Brett Favre	186	112	0	.624
10.	Dan Marino	147	93	0	.613



## BEN BY THE NUMBERS

62.334	With 205 yards passing in Week 9 vs. Chicago, Roethlisberger has now thrown for 62,334 yards in his 18-year NFL career. He needs 1,107 yards to pass Philip Rivers for fifth in NFL history.
3,000	Roethlisberger has thrown for 3,000+ yards in 14 of his 17 seasons in the NFL. Only Tom Brady (18), Brett Favre (18), Drew Brees (16), Peyton Manning (16) and Philip Rivers (15) have registered more 3,000-yard passing seasons in NFL history.
400	With his 45-yard TD pass to WR <b>Diontae Johnson</b> in Week 4 at Green Bay, Roethlisberger became the eighth quarterback in NFL history to surpass 400 career regular-season passing TDs.
400	Roethlisberger has thrown for 400 or more yards in 14 games (regular-season and postseason), which is a franchise record and fourth in NFL history.
241	Roethlisberger has played in 241 regular-season games for the Steelers, which is a franchise record. His 241 regular-season games played at quarterback ranks ninth in NFL history. Roethlisberger's 241 regular-season games played at quarterback with one franchise ranks fourth in NFL history.
239	Roethlisberger has started 239 regular-season games for the Steelers, which is a franchise record. His 239 regular-season games started at quarterback ranked tied for seventh in NFL history. Roethlisberger's 239 regular-season games started at quarterback with one franchise ranks fourth in NFL history.
161-77-1	Roethlisberger's regular-season record as a starting quarterback is 161-77-1 (.676), which is the fifth-highest win percentage in NFL history (min. 150 starts) and most wins in franchise history for a starting signal caller.
161	Roethlisberger's 160 regular-season wins as a starting quarterback rank fifth in NFL history.
158.3	Roethlisberger has posted a perfect passer rating of 158.3 or better in four games during his NFL regular-season career (min. 10 attempts/game) - the most all-time.
131	Roethlisberger has registered 131 career multi-TD pass games (regular-season and postseason), which is a franchise record and eighth in NFL history.
125.0	Roethlisberger has recorded a passer rating of 125.0 or higher 29 times in his NFL regular-season career (minimum 20 attempts), most recently in Week 5 of 2020 against the Philadelphia Eagles (125.4), which ranks eighth in NFL history.
110	Roethlisberger has thrown 110 fourth-quarter TDs in his regular-season career, which is a franchise record and tied for fourth in NFL history.
100.0	Roethlisberger has registered 104 career games (regular-season and postseason) with a passer rating of 100.0 or higher, which is a franchise record and seventh in NFL history.
91	Pittsburgh is 91-13 (.875) when Roethlisberger has registered a passer rating of 100.0 or higher.
89	Roethlisberger owns an 89-31 (.742) regular-season career record as a starting quarterback at Heinz Field. His 89 home victories rank sixth in NFL history. His .742 home winning percentage ranks fifth in League history (min. 100 home starts).
73	Roethlisberger has registered 73 games with 300 or more yards passing (regular-season and postseason), which is a franchise record and seventh in NFL history.
67	Roethlisberger has 67 career completions (regular-season and postseason) of 50+ yards, which ranks sixth in NFL history.
62	Roethlisberger is 62-36-1 (.631) in games decided by six points or less with him under center. His 62 victories (regular-season and postseason) in games decided by six points or less with him under center ranked tied for second in NFL history.

## BEN BY THE NUMBERS

53	Roethlisberger has now thrown a TD pass to 53 different players (including RB <b>Najee Harris</b> and TE <b>Pat Freiermuth</b> in 2021) over his regular-season NFL career.
50	Roethlisberger has rallied the Steelers from a tie or deficit in the fourth quarter 50 times in his career, which is a franchise record and tied for third in NFL history.
38	Roethlisberger has led the Steelers to an offensive scoring drive in the 4th quarter with the team trailing by one score to either tie or take the lead 38 times in his career, which is a franchise record and third in NFL history.
35	Roethlisberger has recorded 35 career TD passes of 50 or more yards, which is a franchise record and ranks sixth in NFL history.
25+	Roethlisberger has thrown 25 or more TD passes nine times over his 17-year career. The nine 25+ passing TD seasons rank seventh since the 1970 AFL-NFL merger.
23	Roethlisberger has thrown 23 TDs in the last two minutes of a regular-season game, which ranks second since 2000.
20+	The Steelers have scored at least 20 points in 96 of the 120 games at home with Roethlisberger as the starter.
15	Roethlisberger threw at least 15 TD passes in each of his first 15 NFL seasons, the most consecutive seasons with 15 or more scoring tosses to start an NFL career. He added his 16th season with at least 15 TD passes in 2020.
11	Roethlisberger has thrown 20 or more TD passes during his NFL career in 11 seasons - a franchise record - including eight consecutive seasons prior to 2019 (2007, 2009, 2011-18, 2020).
10	Roethlisberger has 10 career completions of 80 yards or longer.
10	Roethlisberger ranks in the top 10 in NFL history in games (ninth, 241), starts (tied for seventh, 239), pass yards (sixth, 62,334), pass completions (sixth, 5,246), pass attempts (sixth, 8,137) and TD passes (eighth, 406).
9	Roethlisberger has nine career TD passes of 80 yards or longer, which is tied with Pro Football Hall of Famer Brett Favre for the most in NFL history.
8TH	Roethlisberger is the eighth quarterback in NFL history to surpass 400 career passing TDs, including the regular-season and postseason (437).
8TH	Roethlisberger has thrown for three or more TD passes in 57 games (regular-season and postseason) over his NFL career, which ranks eighth in League history.
5	Roethlisberger is one of five quarterbacks (two active) in NFL history to throw at least 230 TDs at home during the regular season (233).
3RD	With a win at Cleveland in Week 8, Roethlisberger registered his 160th career win in his 238th career start, becoming the third-fastest quarterback to reach 160 wins in NFL history.
3RD	Roethlisberger has thrown 233 TD passes at Heinz Field, which is the third-most all-time at a particular venue in NFL history behind Drew Brees (281 at Mercedes-Benz Superdome) and Tom Brady (258 at Gillette Stadium).
2	Roethlisberger is one of two quarterbacks to record at least 24 regular-season wins against multiple opponents since the 1970 AFL-NFL merger (24, Cincinnati; 24, Cleveland).
1ST	Roethlisberger is the first quarterback in NFL history with 500 passing yards in three career games (Week 8 2014, Week 15 2009 and Week 14 2017).
.631	Roethlisberger's .631 winning percentage in games decided by six points or less with him under center ranks second in NFL history (min. 50 starts).

## MOVING ON UP

**QB Ben Roethlisberger leads the Steelers in nearly all major career statistics. The following is where Roethlisberger ranks in Steelers history in several key categories:**

Single-Season TD Passes (2018)	34	1st
Single-Season Passing Yards (2018)	5,129	1st
Career Passing TDs (regular season)	404	1st
Single-Season Completions (2018)	452	1st
Single-Season Pass Attempts (2018)	675	1st
Single-Season Completion Pct. (2015)	68.0	1st
Single-Season Passer Rating (2007)	104.1	1st
3,000-Yard Passing Seasons (2006-18, 2020)	14	1st
Consecutive 3,000-Yard Passing Seasons (2006-18)	13	1st
Single-Game Completion Pct. (9/7/08 vs. Houston)	92.9	1st
Seasons w/ 250+ Completions (2006-09, '11-18, 2020)	13	1st
Seasons w/ Completion Pct. of 60.0+ (2004, '05, '07, '09-'18, 2020)	14	1st
Seasons w/ Passer Rating of 90.0+ (2004, '05, '07, '09-'18, 2020)	14	1st
Completions in Single Game (12/10/17 vs. Baltimore)	44	1st
Attempts in Single Game (12/10/17 vs. Baltimore)	66	1st
Passing Yards in Single Game (10/26/14 vs. Indianapolis)	522	1st
Career Completions	5,246	1st
Career Attempts	8,137	1st
Career Passing Yards	62,334	1st
Career Completion Pct.	64.5	1st
Career Passing Yards/Attempts	7.7	1st
Career QB Rating	93.9	1st
Career 300-yard Passing Games (reg and postseason)	73	1st
Career Games w/ 30+ Completions (reg and postseason)	36	1st
Career Games w/ 100.0+ Passer Rating (reg and postseason)	104	1st
Career Perfect Passer Rating Games (158.3) **	4	1st
Career QB Rating in 4th Qtr. *	93.2	1st
Career Touchdown Passes in 4th Quarter	61	1st
Career Touchdown Passes in Final 2 mins./game *	23	1st
Consecutive Reg. Gms. w/ At Least One TD Pass (2012-Week 1 of 2014)	30	1st
Games Played by Rookie QB (2004)	14	1st
Passing Attempts by Rookie QB (2004)	295	1st
Pass Completions by Rookie QB (2004)	196	1st
Passing Yards by Rookie QB (2004)	2,621	1st
Passing TDs by Rookie QB (2004)	17	1st
Rushing Attempts by Rookie QB (2004)	56	1st
Rushing Yards by Rookie QB (2004)	144	1st
Completion Pct. by Rookie QB (2004) **	66.4	1st
Passer Rating by Rookie QB (2004) **	98.1	1st
Comp. %/Single Game by Rookie QB (10/17/04 vs. Dal.) **	84.0	1st
Consecutive Wins to Start Career (2004) **	13	1st
Total Wins by Rookie QB (2004) **	13	1st
Passing TDs in Single Game (10/26/14 vs. Ind. and 11/2/14 vs. Bal.)	6	1st
Single-Game TD Passes at Heinz Field (10/26/14 vs. Ind. and 11/2/14 vs. Bal.)	6	1st
Passing TDs in Back-to-Back Games **	12	1st
Total Wins When Throwing for 300-plus Yards	38	1st
Seasons w/ 25+ Passing TDs (2007, '09, '12-14, '16-18, '20)	9	1st
Career Wins (Regular Season)	161	1st
Career TD Passes (indoors)	35	1st
Career Touchdown Passes in Dec./Jan.	112	1st
Single-Game TD Passes on MNF (11/5/07 vs. Bal.) **	5	T-1st
Consecutive Passes Completed (11/26/07 vs. Miami)	15	T-1st
Career Winning Pct.	.676	2nd
Career Rushing Yards (by QB)	1,374	3rd
Career Rushing Touchdowns (by QB)	19	3rd

\* Since 1991

\*\* NFL Record



- Roethlisberger earned 117 wins in his first 175 regular-season starts, which is the second-most by an NFL QB in NFL history through 175 starts (Tom Brady, 136).
- Roethlisberger made his 150th career regular-season start in Week 8 vs. Indianapolis in 2014 to become the fourth quarterback in NFL history to record 100 wins in their first 150 regular-season starts (Tom Brady, 116; Joe Montana, 108; Terry Bradshaw, 102).
- Roethlisberger registered his 90th career win in his 135th career start, becoming the fifth-fastest quarterback who began their career in the Super Bowl era to reach 90 wins.
- Roethlisberger earned his 130th win as a starting quarterback in his 192nd start in Week 10 of 2017 at Indianapolis to mark the third-fewest starts in NFL history to win 130 games (Tom Brady, 168; Peyton Manning, 189).

THIRD-FASTEST TO NO. 160

- With a win at Cleveland in Week 8, QB **Ben Roethlisberger** became the fifth quarterback in NFL history to record 160 regular-season wins as a starter.
- Roethlisberger joined Peyton Manning, Brett Favre, Drew Brees and Tom Brady as the only quarterbacks in NFL history with at least 160 regular-season wins as a starting quarterback.
- Roethlisberger registered his 160th career win in his 238th career start, becoming the third-fastest quarterback to reach 160 wins in NFL history.

FEWEST STARTS TO 160 CAREER VICTORIES

RANK	PLAYER	STARTS
1.	Tom Brady	206
2.	Peyton Manning	230
3.	Ben Roethlisberger	238
4.	Brett Favre	253
5.	Drew Brees	270

WINNING NO. 150

- QB **Ben Roethlisberger** became the fifth quarterback in NFL history to record 150 regular-season wins as a starter during the Steelers' Week 7 win against Tennessee (27-24) in 2020.
- Roethlisberger joined Peyton Manning, Brett Favre, Drew Brees and Tom Brady as the only quarterbacks in NFL history with at least 150 regular-season wins as a starting quarterback.

MOST REGULAR-SEASON WINS AS A STARTING QUARTERBACK

RANK	PLAYER	WINS
1.	Tom Brady	236
2.	Brett Favre	186
	Peyton Manning	186
4.	Drew Brees	172
5.	Ben Roethlisberger	161
6.	John Elway	148
7.	Dan Marino	147
8.	Philip Rivers	134
9.	Aaron Rodgers	133
10.	Fran Tarkenton	124

BEN AMONG THE ALL-TIME BEST

- QB **Ben Roethlisberger** ranks in the top 10 in NFL history in games (ninth, 241), starts (tied for seventh, 239), pass yards (sixth, 62,334), pass completions (sixth, 5,246), pass attempts (sixth, 8,137) and TD passes (eighth, 406).
- Roethlisberger ranks in the top six in NFL history with one franchise in games (fourth, 241), starts (fourth, 239), pass yards (third, 62,334), pass completions (fourth, 5,246), pass attempts (fifth, 8,137) and TD passes (sixth, 406).
- Roethlisberger also ranks in the top 10 in NFL history in pass yards/attempt (fifth, 7.66, min. 5,000 pass attempts) and passer rating (seventh, 93.9, min. 5,000 pass attempts).

MOST PASSING YARDS IN NFL HISTORY

RANK	PLAYER	YDS
1.	Tom Brady	81,854
2.	Drew Brees	80,358
3.	Peyton Manning	71,940
4.	Brett Favre	71,838
5.	Philip Rivers	63,440
6.	Ben Roethlisberger	62,334
7.	Dan Marino	61,361
8.	Matt Ryan	57,924
9.	Eli Manning	57,023
10.	Aaron Rodgers	53,139

MOST PASSING YARDS WITH ONE FRANCHISE IN NFL HISTORY

RANK	PLAYER. TEAM	YDS
1.	Tom Brady, New England	74,571
2.	Drew Brees, New Orleans	68,010
3.	Ben Roethlisberger, Pittsburgh	62,334
4.	Brett Favre, Green Bay	61,655
5.	Dan Marino, Miami	61,361
6.	Philip Rivers, L.A. Chargers	59,271
7.	Eli Manning, N.Y. Giants	57,023
8.	Matt Ryan, Atlanta	57,924
9.	Peyton Manning, Indianapolis	54,828
10.	Aaron Rodgers, Green Bay	53,139

MOST TOUCHDOWN PASSES IN NFL HISTORY

RANK	PLAYER	TDS
1.	Tom Brady	606
2.	Drew Brees	571
3.	Peyton Manning	539
4.	Brett Favre	508
5.	Aaron Rodgers	429
6.	Philip Rivers	421
7.	Dan Marino	420
8.	Ben Roethlisberger	406
9.	Eli Manning	366
10.	Matt Ryan	362

MOST TOUCHDOWN PASSES WITH ONE FRANCHISE IN NFL HISTORY

RANK	PLAYER. TEAM	TDS
1.	Tom Brady, New England	541
2.	Drew Brees, New Orleans	491
3.	Brett Favre, Green Bay	442
4.	Aaron Rodgers, Green Bay	429
5.	Dan Marino, Miami	420
6.	Ben Roethlisberger, Pittsburgh	406
7.	Peyton Manning, Indianapolis	399
8.	Philip Rivers, L.A. Chargers	397
9.	Eli Manning, N.Y. Giants	366
10.	Matt Ryan, Atlanta	362

MOST PASS COMPLETIONS IN NFL HISTORY

RANK	PLAYER	CMP
1.	Drew Brees	7,142
2.	Tom Brady	7,009
3.	Brett Favre	6,300
4.	Peyton Manning	6,125
5.	Philip Rivers	5,277
6.	Ben Roethlisberger	5,246
7.	Matt Ryan	5,076
8.	Dan Marino	4,967
9.	Eli Manning	4,895
10.	Aaron Rodgers	4,458

MOST PASS COMPLETIONS WITH ONE FRANCHISE IN NFL HISTORY

RANK	PLAYER. TEAM	CMP
1.	Tom Brady, New England	6,377
2.	Drew Brees, New Orleans	6,017
3.	Brett Favre, Green Bay	5,377
4.	Ben Roethlisberger, Pittsburgh	5,246
5.	Matt Ryan, Atlanta	5,076
6.	Dan Marino, Miami	4,967
7.	Philip Rivers, L.A. Chargers	4,908
8.	Eli Manning, N.Y. Giants	4,895
9.	Peyton Manning, Indianapolis	4,682
10.	Aaron Rodgers, Green Bay	4,458

MOST PASS ATTEMPTS IN NFL HISTORY

RANK	PLAYER	ATT
1.	Tom Brady	10,941
2.	Drew Brees	10,551
3.	Brett Favre	10,169
4.	Peyton Manning	9,381
5.	Dan Marino	8,358
6.	Ben Roethlisberger	8,137
7.	Philip Rivers	8,134
8.	Eli Manning	8,120
9.	Matt Ryan	7,744
10.	John Elway	7,250

MOST PASS ATTEMPTS WITH ONE FRANCHISE IN NFL HISTORY

RANK	PLAYER. TEAM	ATT
1.	Tom Brady, New England	9,988
2.	Brett Favre, Green Bay	8,754
3.	Drew Brees, New Orleans	8,742
4.	Dan Marino, Miami	8,358
5.	Ben Roethlisberger, Pittsburgh	8,137
6.	Eli Manning, N.Y. Giants	8,120
7.	Matt Ryan, Atlanta	7,744
8.	Philip Rivers, L.A. Chargers	7,591
9.	John Elway, Denver	7,250
10.	Peyton Manning, Indianapolis	7,211

MOST GAMES PLAYED BY QB IN NFL HISTORY

RANK	PLAYER	GP
1.	Tom Brady	309
2.	Brett Favre	302
3.	Drew Brees	287
4.	Peyton Manning	266
5.	Earl Morrall	255
6.	Fran Tarkenton	246
7.	Philip Rivers	244
8.	Dan Marino	242
9.	Ben Roethlisberger	241
10.	Eli Manning	236

MOST GAMES PLAYED BY QB WITH ONE TEAM IN NFL HISTORY

RANK	PLAYER. TEAM	GP
1.	Tom Brady, New England Patriots	285
2.	Brett Favre, Green Bay Packers	255
3.	Dan Marino, Miami Dolphins	242
4.	Ben Roethlisberger, Pittsburgh Steelers	241
5.	Eli Manning, N.Y. Giants	236

MOST GAMES STARTED BY QB IN NFL HISTORY

RANK	PLAYER	GS
1.	Tom Brady	307
2.	Brett Favre	298
3.	Drew Brees	286
4.	Peyton Manning	265
5.	Dan Marino	240
	Philip Rivers	240
7.	Ben Roethlisberger	239
	Fran Tarkenton	239
9.	Eli Manning	234
10.	John Elway	231

MOST GAMES STARTED BY QB WITH ONE TEAM IN NFL HISTORY

RANK	PLAYER	GS
1.	Tom Brady, New England Patriots	283
2.	Brett Favre, Green Bay Packers	253
3.	Dan Marino, Miami Dolphins	240
4.	Ben Roethlisberger, Pittsburgh Steelers	239
5.	Eli Manning, N.Y. Giants	234

HIGHEST PASSING YARDS PER ATTEMPT LEADERS IN NFL HISTORY  
(MIN. 5,000 ATT.)

RANK	PLAYER	YDS/ATT.
1.	Philip Rivers	7.80
2.	Aaron Rodgers	7.76
3.	Dan Fouts	7.68
4.	Peyton Manning	7.67
5.	Ben Roethlisberger	7.66
6.	Drew Brees	7.62
7.	Joe Montana	7.52
8.	Tom Brady	7.48
	Matt Ryan	7.48
10.	Dan Marino	7.34

HIGHEST PASSER RATING IN NFL HISTORY (MIN. 5,000 ATT.)

RANK	PLAYER	RTG.
1.	Aaron Rodgers	104.0
2.	Drew Brees	98.7
3.	Tom Brady	97.6
4.	Peyton Manning	96.4
5.	Philip Rivers	95.2
6.	Matt Ryan	94.6
7.	Ben Roethlisberger	93.9
8.	Joe Montana	92.3
9.	Matthew Stafford	91.0
10.	Carson Palmer	87.9

CONTROLLING THE NORTH

- QB **Ben Roethlisberger** is 63-20-1 (.756) as a starter in the regular season against AFC North opponents during his career, including a 4-1 mark in 2020.
- Roethlisberger has finished with a .500 or above record against AFC North opponents during the regular season in 15 of his 17 NFL seasons, including winning at least five games in five campaigns.

ROETHLISBERGER VS. AFC NORTH AS A STARTER

SEASON	RECORD	SEASON	RECORD
2021	1-1	2012	2-1
2020	4-1	2011	4-2
2019	-	2010	5-0
2018	4-1-1	2009	2-3
2017	5-0	2008	6-0
2016	4-1	2007	5-0
2015	2-2	2006	3-3
2014	4-2	2005	3-1
2013	4-2	2004	5-0
2012	2-1		

- In his 84 career starts versus division opponents, Roethlisberger has posted a perfect passer rating once (11/5/07 vs. Baltimore) and 25 times has recorded a passer rating of over 100.0.

ROETHLISBERGER STATISTICS VS. AFC NORTH

CATEGORY	STATISTIC
Record	63-20-1
Completion Pct. (Comp.-Att.)	62.3 (1,777-2,853)
Passing Yards	21,067
Passing Touchdowns	128
Interceptions	78
Passer Rating	88.3

- The following is a look at Roethlisberger's career statistics against AFC North opponents as a starter at home compared to the road.

ROETHLISBERGER STATISTICS VS. AFC NORTH (HOME/AWAY)

CATEGORY	HOME	AWAY
Record	33-9	30-11-1
Completion Pct. (Comp.-Att.)	63.1 (888-1,408)	61.5 (889-1,445)
Passing Yards	10,856	10,211
Passing Touchdowns	74	54
Interceptions	43	35
Passer Rating	91.6	85.2

BACK HOME IN OHIO

- QB **Ben Roethlisberger** is from Findlay, Ohio, and played collegiately at Miami (Ohio), so it is no wonder he feels at home while playing at Cincinnati or Cleveland.
- Including the postseason, Roethlisberger is a combined 26-5-1 in games played in Ohio (Paul Brown Stadium, 14-3; FirstEnergy Stadium, 12-2-1).
- Roethlisberger is one of two quarterbacks in NFL history to record at least 24 regular-season wins against multiple opponents since the 1970 AFL-NFL merger (24, Cincinnati; 24, Cleveland).
- Roethlisberger joined Tom Brady (32, Buffalo; 29, Jets; 24, Miami).

MOST TOTAL WINS VS. ANY SINGLE OPPONENT BY STARTING QB SINCE 1970 AFL-NFL MERGER

RANK	PLAYER	OPP.	RECORD	YEARS
1.	Tom Brady	Bills	32 (32-3)	2001-21
2.	Tom Brady	Jets	29 (29-6)	2001-21
3.	Brett Favre	Lions	26 (26-9)	1992-2010
4.	Ben Roethlisberger	Bengals	24 (24-9)	2004-21
	Ben Roethlisberger	Browns	24 (24-2-1)	2004-21
	Tom Brady	Dolphins	24 (24-12)	2001-21
7.	Brett Favre	Bears	23 (23-13)	1992-2010
8.	Dan Marino	Colts	22 (22-11)	1983-99
9.	Aaron Rodgers	Bears	21 (21-5)	2008-21
	John Elway	Seahawks	20 (20-9)	1984-98
	John Elway	Chargers	20 (20-10)	1983-98
	Drew Brees	Buccaneers	20 (20-10)	2004-20

- Below is Roethlisberger’s passing stats for games at Cincinnati and Cleveland.

ROETHLISBERGER IN GAMES PLAYED IN OHIO

	GP	ATT.	CMP.	PCT.	YDS	TD	INT	RAT.
Cincinnati	18	570	370	64.9	4,354	25	11	94.6
Cleveland	15	476	288	60.5	3,499	20	11	87.5
Total	33	1,046	658	62.9	7,853	45	22	91.2

HOME COOKING

- QB Ben Roethlisberger owns an 89-31 (.742) mark in his Heinz Field regular-season career as a starting quarterback, including victories in each of his first eight starts as a rookie in 2004.
- Below is a breakdown of Roethlisberger’s statistics in his Heinz Field career.

ROETHLISBERGER STATISTICS AT HEINZ FIELD

CATEGORY	STATISTIC
Record	89-31
Completion Pct. (Comp.-Att.)	65.1 (2,658-of-4,082)
Passing Yards	32,112
Passing Touchdowns	233
Interceptions	93
Passer Rating	98.7
300-plus Yard Games	38
Multi-Touchdown Performances	69 (54-14 record)*
Threw 3 touchdowns in Week 10 of 2015, but did not start	

- Roethlisberger has thrown 233 TD passes at Heinz Field, which ranks third all-time at a venue behind Drew Brees (281 at Mercedes-Benz Superdome) and Tom Brady (258 at Gillette Stadium).

TD PASSES IN PARTICULAR VENUE IN NFL HISTORY

RANK	PLAYER (STADIUM)	TD PASSES
1.	Drew Brees (Mercedes-Benz Superdome)	281
2.	Tom Brady (Gillette Stadium)	258
3.	Ben Roethlisberger (Heinz Field)	233
4.	Aaron Rodgers (Lambeau Field)	227
5.	Brett Favre (Lambeau Field)	214

- Roethlisberger threw at least one TD pass in 45 consecutive home games at Heinz Field (2010-17), which was the third-longest streak in NFL history.

CONSECUTIVE HOME GAMES WITH AT LEAST ONE TD PASS

RANK	PLAYER (YEAR)	GAMES
1.	Drew Brees (10/18/09-11/27/16)	60
2.	Tom Brady (9/14/09-12/14/14)	47
3.	Ben Roethlisberger (12/19/10-9/17/17)	46
4.	Dan Marino (10/9/83-11/14/88)	39
5.	Aaron Rodgers (10/5/08-12/2/12)	35

BIG BEN, BIG COMEBACKS

- In Pittsburgh’s 29-27 victory over Chicago in Week 9, when the Bears took a one-point lead (27-26) late in the fourth quarter, QB Ben Roethlisberger rallied the Steelers from a tie or deficit in the fourth quarter for the 50th time in his career and the fourth time in 2021 (Week 1 at Buffalo, Week 6 vs. Seattle, Week 8 at Cleveland and Week 9 vs. Chicago), which is a franchise record and ranks tied for third in NFL history.

MOST GAMEWINNING DRIVES IN NFL HISTORY

RANK	PLAYER	GWD
1.	Peyton Manning	54
2.	Drew Brees	53
3.	Ben Roethlisberger	50
	Tom Brady	50
5.	Dan Marino	47

- Roethlisberger has led the Steelers to an offensive scoring drive in the fourth quarter with the team trailing by one score to either tie or take the lead three times in 2021 (Week 6 vs. Seattle, Week 8 at Cleveland and Week 9 vs. Chicago) and 38 times in his career, which is a franchise record and third in NFL history.

MOST 4TH QUARTER COMEBACKS IN NFL HISTORY

RANK	PLAYER	4QC
1.	Peyton Manning	43
2.	Tom Brady	41
3.	Ben Roethlisberger	38
4.	Drew Brees	36
5.	Johnny Unitas	34

- Roethlisberger picked up his 62nd victory (regular-season and postseason) and third in 2021 (Week 6 vs. Seattle, Week 8 at Cleveland and Week 9 vs. Chicago) in games decided by six points or less.
- Pittsburgh improved to 62-36-1 (.631) in games decided by six points or less with him under center.
- Roethlisberger’s 62 victories (regular-season and postseason) in games decided by six points or less with him under center ranks tied for second in NFL history.

MOST QB VICTORIES IN GAMES DECIDED BY SIX POINTS OR LESS

RANK	PLAYER	WINS
1.	Tom Brady	68
2.	Ben Roethlisberger	62
	Drew Brees	62
4.	Peyton Manning	58
	Brett Favre	58
	John Elway	58

HIGHEST QB WIN PERCENTAGE IN GAMES DECIDED BY SIX POINTS OR LESS (MIN. 50 GAMES STARTED)

RANK	PLAYER	PCT.
1.	Tom Brady	68-29 (.701)
2.	Ben Roethlisberger	62-36-1 (.631)
3.	Ryan Tannehill	32-19 (.627)
4.	Jim Kelly	40-25 (.615)
5.	Jay Cutler	37-24 (.607)



NINE TIMES, NINE TIMES

- Roethlisberger has thrown 25 or more TD passes nine times over his 17-year career. The nine 25+ TD passing seasons rank seventh since the 1970 AFL-NFL merger.

25+ TD PASS SEASONS

RANK	PLAYER	SEASONS
1.	Peyton Manning	16
2.	Tom Brady	16
	Drew Brees	14
4.	Brett Favre	11
	Philip Rivers	11
	Aaron Rodgers	11
7.	Ben Roethlisberger	9
	Matt Ryan	9
9.	Dan Marino	7
	Russell Wilson	7
	Tony Romo	7
	Eli Manning	7

- Roethlisberger has thrown 30 or more TD passes four times over his 17-year career. The four 30+ TD passing seasons rank tied for eighth since the 1970 AFL-NFL merger.

30+ TD PASS SEASONS

RANK	PLAYER	SEASONS
1.	Drew Brees	10
2.	Peyton Manning	9
	Brett Favre	9
4.	Tom Brady	8
5.	Aaron Rodgers	7
6.	Philip Rivers	6
7.	Russell Wilson	5
8.	Ben Roethlisberger	4
	Dan Marino	4
	Tony Romo	4

- Roethlisberger has thrown for 3,000+ yards in 14 of his 17 seasons in the NFL. Only Tom Brady (18), Brett Favre (18), Drew Brees (16), Peyton Manning (16) and Philip Rivers (15) have registered more 3,000-yard passing seasons in NFL history.

3,000-YARD PASSING SEASONS

RANK	PLAYER	SEASONS
1.	Tom Brady	18
	Brett Favre	18
3.	Drew Brees	16
	Peyton Manning	16
5.	Philip Rivers	15
6.	Ben Roethlisberger	14
	Eli Manning	14
8.	Dan Marino	13
9.	John Elway	12
	Matt Ryan	12

SIX CAREER 450-YARD PASSING GAMES

- Roethlisberger has six career regular-season games with at least 450 passing yards - the most by any player in NFL history.

RANK	PLAYER	450-YARD GAMES
1.	Ben Roethlisberger	6
2.	Dak Prescott	5
3.	Dan Marino	4
4.	Drew Brees	3
	Peyton Manning	3
	Matt Schaub	3

FIRST TO 500x3

- QB Ben Roethlisberger became the first player in NFL history to register three regular-season 500-yard passing games during Week 14's 39-38 victory over Baltimore in 2017.

ROETHLISBERGER'S 500-YARD PASSING GAMES

GAME	A	C	PCT.	YDS	TD	INT	RAT.
Green Bay (12/20/09)	46	29	63.0	503	3	0	121.9
Indianapolis (10/26/14)	49	40	81.6	522	6	0	150.6
Baltimore (12/10/17)	44	66	66.7	506	2	0	99.7

THE 5,000 AND 60,000 CLUB

- QB Ben Roethlisberger became the seventh quarterback in NFL history – first in team history – to reach 60,000 career passing yards in regular-season games.
- Roethlisberger accomplished the feat in Week 15 of 2020 at Cincinnati.
- Roethlisberger also became the sixth quarterback in NFL history to complete at least 5,000 pass attempts (also in the Cincinnati game).
- Roethlisberger, Peyton Manning and Tom Brady are the only quarterbacks in NFL history that have thrown for 60,000 yards and won at least two Super Bowls.

BEN GOING OVER 90

- QB Ben Roethlisberger threw his fourth career TD of 94+ yards in Week 12 at Denver in 2018, becoming the first quarterback in NFL history with four TD passes of 94+ yards and the only in NFL history with four TD throws of 90+ yards.
- Roethlisberger's 97-yard connections, (Oct. 29, 2017 at Detroit and Nov. 25, 2018 at Denver) with WR JuJu Smith-Schuster are the longest passing plays in franchise history and tie as the longest offensive play in franchise record books.

135 IN FIRST 200

- QB Ben Roethlisberger earned 135 regular-season wins in his first 200 career starts, which is the third-most wins by a quarterback in NFL history in their first 200 starts.

MOST REGULAR-SEASON WINS AS A STARTING QB IN FIRST 200 STARTS

RANK	PLAYER	WINS
1.	Tom Brady	155
2.	Peyton Manning	136
3.	Ben Roethlisberger	135
4.	Brett Favre	132
5.	Dan Marino	125

TOP OF THE STEELERS CHARTS

- QB **Ben Roethlisberger** holds nearly every passing record in Pittsburgh Steelers franchise history.
- Roethlisberger's 62,334 passing yards, 406 passing TDs and 5,246 completions are tops in the team's record books.

STEELERS ALL-TIME PASSING YARDAGE LEADERS

RANK	PLAYER. YEARS	CMP-ATT	YDS
1.	Ben Roethlisberger, 2004-21	5,246-8,137	62,334
2.	Terry Bradshaw, 1970-83	2,025-3,901	27,989
3.	Kordell Stewart, 1995-2002	1,190-2,107	13,328

STEELERS ALL-TIME PASSING TDS LEADERS

RANK	PLAYER. YEARS	GP	TDS
1.	Ben Roethlisberger, 2004-21	241	406
2.	Terry Bradshaw, 1970-83	168	212
3.	Kordell Stewart, 1995-2002	113	70

STEELERS ALL-TIME PASS COMPLETIONS LEADERS

RANK	PLAYER. YEARS	GP	CMP
1.	Ben Roethlisberger, 2004-21	241	5,246
2.	Terry Bradshaw, 1970-83	168	2,025
3.	Kordell Stewart, 1995-2002	113	1,190

BEN'S CAREER GAME

- QB **Ben Roethlisberger** set single-game Steelers franchise records in a 51-34 win over Indianapolis in Week 8 of 2014 with 40 pass completions, 522 passing yards and six passing TDs.
- Roethlisberger's 522 passing yards tied as the fourth-most in an NFL game.

MOST SINGLE-GAME PASSING YARDS IN NFL HISTORY

RANK	PLAYER	YDS
1.	Norm Van Brocklin, L.A. Rams, 9/28/1951	554
2.	Matt Schaub, Atlanta, 11/18/2012	527
	Warren Moon, Houston Oilers, 12/16/1990	527
4.	Ben Roethlisberger, Pittsburgh, 10/26/2014	522
	Boomer Esiason, Cincinnati, 11/10/1996	522

HITTING 3,000 IN 13 STRAIGHT SEASONS

- QB **Ben Roethlisberger** extended his consecutive seasons of throwing for 3,000 yards to 13 during Week 11's game at the Jacksonville Jaguars in 2018.
- Roethlisberger is one of six players in NFL history to have recorded at least 10 consecutive 3,000-passing yard seasons.
- Roethlisberger's 14 seasons with 3,000 or more pass yards rank tied for fourth in NFL history.

SEASONS WITH 3,000 PASS YARDS IN NFL HISTORY

RANK	PLAYER	SEASONS
1.	Brett Favre	18 (1992-2009)
2.	Peyton Manning	16 (1998-2014)
	Drew Brees	16 (2004-19)
4.	Ben Roethlisberger	14 (2006-18, '20)
	Eli Manning	14 (2005-18)
	Philip Rivers	14 (2006-18)

15 IN FIRST 15

- QB **Ben Roethlisberger** threw three TDs in Week 11 of 2017 vs. Tennessee to increase his season total to 16, which broke a tie with Peyton Manning to set the longest streak of 15 TD campaigns to start an NFL career.
- In Week 9 of 2018, Roethlisberger threw a scoring pass to WR Antonio Brown, giving him 15 TD passes on the season. It marked the 15th consecutive year to open his NFL career with at least 15 TD passes.

MOST CONSECUTIVE SEASONS WITH 15+ TD PASSES TO OPEN NFL CAREER

RANK	PLAYER. YEARS	SEASONS
1.	Ben Roethlisberger, 2004-18	15
2.	Peyton Manning, 1998-2010	13
3.	Jim Kelly, 1986-95	10
4.	Dan Marino, 1983-92	10
5.	Fran Tarkenton, 1961-70	10

100-PLUS FOR HARRIS

- RB **Najee Harris** leads NFL rookie running backs in carries (150), rushing yards (541), rushing TDs (four), total TDs (six), first downs by rush (30), targets (52), receptions (40), receiving yards (289), total first downs gained (43) and yards from scrimmage (830).
- Harris ranks second overall in the NFL in touches (190), and he has yet to fumble. No player in the League has as many touches without a fumble in 2021.

MOST TOUCHES IN THE NFL WITHOUT A FUMBLE IN 2021

RANK	PLAYER	TOUCHES
1.	Najee Harris	190
2.	Alvin Kamara	178
3.	Ezekiel Elliott	151
4.	Darrell Henderson	140
5.	Mark Ingram	121

- Harris ranks in the top 10 overall in touches (2nd, 190), yards from scrimmage (t-8th, 830), rushes (t-2nd, 150), rush yards (10th, 541), receptions by a running back (2nd, 40), receiving yards by a running back (7th, 289) and total first downs gained (6th, 43).
- His 541 rushing yards are the most by a rookie running back through eight games in franchise history.

MOST RUSHING YARDS BY ROOKIE RB AFTER 8 GAMES IN FRANCHISE HISTORY

RANK	PLAYER	YDS
1.	Najee Harris, 2021	541
2.	Franco Harris, 1972	460
3.	Le'Veon Bell, 2013	455
4.	Bam Morris, 1994	444
5.	Rich Erenberg, 1984	317

- His 830 yards from scrimmage are the most by a rookie running back through eight games in franchise history.

MOST YARDS FROM SCRIMMAGE BY ROOKIE RB AFTER 8 GAMES IN FRANCHISE HISTORY

RANK	PLAYER	YDS
1.	Najee Harris, 2021	830
2.	Le'Veon Bell, 2013	711
3.	Bam Morris, 1994	559
4.	Franco Harris, 1972	549
5.	Rich Erenberg, 1984	502

- His 40 receptions are the most by a rookie running back through eight games in franchise history.

MOST RECEPTIONS BY ROOKIE RB AFTER 8 GAMES IN FRANCHISE HISTORY

RANK	PLAYER	REC.
1.	Najee Harris, 2021	40
2.	Le'Veon Bell, 2013	26
3.	Rich Erenberg, 1984	20
4.	Rodney Carter, 1987	14
5.	Bam Morris, 1994	10
	Chris Rainey (2012)	10

- Harris is eight games into his NFL career and has already registered a 100-yard rushing game and 100-yard receiving game.
- Harris is the 22nd rookie RB to register a 100-yard rushing game and 100-yard receiving game in the same season since 1949 and first since New Orleans' Alvin Kamara in 2017.

100-YARD GAME RUSHING AND 100-YARD GAME RECEIVING IN ROOKIE SEASON BY RB SINCE 1949

PLAYER	100-YD RUSH	100-YD REC.	YEAR
Najee Harris, PIT	1	1	2021
Alvin Kamara, NO	1	1	2017
Matt Jones, WFT	1	1	2015
Roy Helu Jr., WFT	3	1	2011
Jamaal Charles, KC	1	1	2008
Peyton Hillis, DEN	1	1	2008
Pierre Thomas, NO	1	1	2007
Leon Washington, NYJ	2	1	2006
DeAngelo Williams, CAR	1	1	2006
Reggie Bush, NO	1	2	2006
Warrick Dunn, TB	5	1	1997
Marshall Faulk, IND	4	1	1994
Emmitt Smith, DAL	3	1	1990
Joe Delaney, KC	5	1	1981
Gerry Ellis, GB	1	1	1980
Don Woods, SD	7	1	1974
Jimmy Thomas, SF	1	1	1969
Gale Sayers, CHI	3	1	1965
Sid Blanks, HOU	2	1	1964
Jon Arnett, LAN	1	1	1957
Hugh McElhenny, SF	2	1	1952
John Hoffman, CHI	1	1	1949

- Harris is the third rookie RB to accomplish the feat over the first five weeks of the season, joining Tampa Bay's Warrick Dunn (1997) and the Houston Oilers' Sid Blanks (1964).
- Harris accomplished the feat in five games, while Dunn did it in four games and Blanks in two games.
- Harris rushed 23 times for 122 yards (5.3 yards/rush) and one TD vs. Denver in Week 5. His 122 yards rushing were the most by a Steeler since James Conner vs. Miami in Week 8 of 2019 (145).
- Harris is the sixteenth rookie in franchise history to register a 100-yard rushing game and first since Jaylen Samuels vs. New England in Week 15 of 2018.
- Harris registered the first 100-yard rushing game for a Steeler since James Conner had 101 yards vs. Cleveland in Week 6 of 2020.
- His three total TDs (one TD catch) trail only Bengals WR Ja'Marr Chase (five) for the most by a rookie this season.
- Harris caught 14 passes for 102 yards and rushed for 40 yards on 14 carries vs. Cincinnati in Week 3.
- His 14 receptions are the most in franchise history by a running back and tied for the third-most in Steelers history by any player.

MOST RECEPTIONS BY RB IN SINGLE-GAME FRANCHISE HISTORY

RANK	PLAYER	REC.
1.	Najee Harris vs. Cincinnati, 9/26/2021	14
2.	Jaylen Samuels vs. Indianapolis, 11/3/2019	13
3.	Le'Veon Bell vs. Green Bay, 11/26/2017	12
4.	Franco Harris vs. Cincinnati, 9/19/1982	11
5.	Le'Veon Bell vs. New England, 10/23/2016	10
	Le'Veon Bell vs. Jacksonville, 10/8/2017	10

MOST RECEPTIONS IN SINGLE-GAME FRANCHISE HISTORY

RANK	PLAYER	REC.
1.	Antonio Brown vs. Oakland, 11/8/2015	17
2.	Antonio Brown vs. Denver, 12/20/2015	16
3.	Najee Harris vs. Cincinnati, 9/26/2021	14
	Antonio Brown vs. Dallas, 11/13/2016	14
	Antonio Brown at New Orleans, 12/23/2018	14
	Courtney Hawkins vs. Tennessee, 11/1/1998	14

- His 14 receptions are tied for the seventh-most in League history by a running back.

MOST RECEPTIONS IN SINGLE-GAME NFL HISTORY

RANK	PLAYER	REC.
1.	Clark Gaines vs. San Francisco, 9/21/1980	17
2.	William Andrews vs. Pittsburgh, 11/15/1981	15
	Austin Ekeler vs. Denver, 10/6/2019	15
	Alvin Kamara at Atlanta, 9/23/2018	15
	Christian McCaffrey at Indianapolis, 12/22/2019	15
	Ricky Young vs. New England, 12/16/1979	15
t-7.	Najee Harris vs. Cincinnati, 9/26/2021	14

- Harris' 14 catches are tied with Saquon Barkley (September 16, 2018) and Roy Helu (November 6, 2011) for the most receptions by a rookie running back in single-game NFL history.

MOST RECEPTIONS BY ROOKIE RB IN SINGLE-GAME NFL HISTORY

RANK	PLAYER	REC.
1.	Najee Harris vs. Cincinnati, 9/26/2021	14
	Saquon Barkley at Dallas, 9/16/2018	14
	Roy Helu vs. San Francisco, 9/26/2011	14
4.	LaDainian Tomlinson vs. Arizona, 11/25/2001	13
5.	Four players tied with	12

- Harris registered the sixth 100-yard receiving game by a running back in franchise history. It marked the first 100-yard receiving game by a running back since Le'Veon Bell vs. Cincinnati on Dec. 4, 2017.
- Harris is the fourth running back in franchise history to post a 100-yard receiving game.

MOST RECEIVING YARDS BY RB IN SINGLE-GAME FRANCHISE HISTORY

RANK	PLAYER	YDS
1.	Le'Veon Bell vs. New Orleans, 11/30/2014	159
2.	French Fuqua vs. Cleveland, 11/29/1970	116
3.	Le'Veon Bell at Cincinnati, 12/4/2017	106
4.	Isaac Redman at Tennessee, 10/11/2012	105
5.	Najee Harris vs. Cincinnati, 9/26/2021	102

FREIERMUTH, FLYING HIGH

- TE Pat Freiermuth leads NFL rookie tight ends in TD receptions (four), and also ranks second in targets (33), receptions (27), receiving yards (245), yards after the catch (107) and first downs gained (17).
- His four receiving TDs are more than the rest of the rookie TE class, combined (three).
- Freiermuth has 16 receptions -- eight have gone for first downs -- for 145 yards and three TDs in the Steelers' last three victories (Week 6 vs. Seattle, Week 8 at Cleveland and Week 9 vs. Chicago).
- His 27 receptions are the most by a rookie tight end through eight games in franchise history.

MOST RECEPTIONS BY ROOKIE TE AFTER 8 GAMES IN FRANCHISE HISTORY

RANK	PLAYER	REC.
1.	Pat Freiermuth, 2021	27
2.	Dennis Hughes, 1970	22
3.	Heath Miller, 2005	21
4.	Eric Green, 1990	19
5.	John McMakin, 1972	12

- His 245 receiving yards are the second-most by a rookie tight end through eight games in franchise history.

MOST RECEIVING YARDS BY ROOKIE TE AFTER 8 GAMES IN FRANCHISE HISTORY

RANK	PLAYER	YDS.
1.	Pat Freiermuth, 2021	245
2.	Dennis Hughes, 1970	313
3.	Heath Miller, 2005	211
4.	Eric Green, 1990	197
5.	Mark Bruener, 1995	126

- His four TD receptions are the third-most by a rookie tight end through eight games in franchise history.

MOST TD RECEPTIONS BY ROOKIE TE AFTER 8 GAMES IN FRANCHISE HISTORY

RANK	PLAYER	TDs
1.	Heath Miller, 2005	6
	Eric Green, 1990	6
3.	Pat Freiermuth, 2021	4
4.	Dennis Hughes, 1970	3
	Matt Spaeth, 2007	3

- Freiermuth caught five passes for 43 yards, including a pair of TD receptions, in the Week 9 victory over Chicago.
- Freiermuth is the eighth tight end in the League with two TD catches in a game since 2011.
- Freiermuth is the first Steelers rookie tight end with two TD catches in a game since Heath Miller vs. Baltimore in Week 8 of 2005.
- Freiermuth is the fifth Steelers rookie TE with two or more TD catches in a game.

### MOST TD RECEPTIONS BY ROOKIE TE IN SINGLE-GAME FRANCHISE HISTORY

RANK	PLAYER	TDS
1.	Eric Green at Denver, 10/14/1990	3
2.	Pat Freiermuth vs. Chicago, 11/8/2021	2
	Dennis Hughes vs. Cincinnati, 11/2/1970	2
	Eric Green vs. San Diego Chargers, 10/7/1990	2
	Heath Miller vs. Baltimore, 10/31/2005	2

### STEELERS GROUND THE PASSING GAME

- Chicago QB Justin Fields completed just 58.6% of his passes (17-of-29) in Week 9. The Steelers have limited 14 opponents below a 60.0 completion percentage since 2020, which leads the NFL.

### MOST GAMES WITH 60.0 OR LESS OPPONENT COMPLETION PERCENTAGE SINCE 2020

RANK	TEAM	GAMES
1.	Pittsburgh Steelers	14
2.	New Orleans Saints	13
3.	Buffalo Bills	11
4.	Arizona Cardinals	10
	Kansas City Chiefs	10

- Pittsburgh has limited 22 opponents below a 60.0 completion percentage since 2019, which leads the NFL.

### MOST GAMES WITH 60.0 OR LESS OPPONENT COMPLETION PERCENTAGE SINCE 2019

RANK	TEAM	GAMES
1.	Pittsburgh Steelers	22
2.	New Orleans Saints	20
3.	Cleveland Browns	17
	New England	17
5.	Five different teams with	16

### STEELERS STALL THE GROUND GAME

- Pittsburgh limited Cleveland to just 96 yards rushing in Week 8. The Steelers have now held 39 opponents to 100 yards rushing or less since 2017, which ranks tied for fourth in the NFL over the span.
- The Browns' 96 yards rushing were their second-lowest total in a game this season (rushed for just 72 yards vs. Arizona in Week 6).

### MOST GAMES OF 100 RUSH YARDS ALLOWED OR LESS SINCE 2018

RANK	TEAM	GAMES
1.	New Orleans Saints	46
2.	Tampa Bay Buccaneers	44
3.	Indianapolis Colts	42
4.	Pittsburgh Steelers	39
	Denver Broncos	39
	Buffalo Bills	39
7.	Baltimore Ravens	38
	Seattle Seahawks	38
	Tennessee Titans	38
10.	Chicago Bears	37

### 300: RISE OF AN EMPIRE

- Cleveland managed just 306 yards of total offense in Week 8. The Steelers have now held 20 opponents to 306 total yards or less since 2019, which ranks third in the NFL over the span.
- Pittsburgh has held 17 of its last 31 opponents to 306 yards of total offense or less (L.A. Rams, Cleveland, Cincinnati, Cleveland, Arizona, Buffalo, N.Y. Jets and Baltimore in 2019; N.Y. Giants, Houston, Cleveland, Tennessee, Jacksonville, Baltimore and Cincinnati in 2020 and Cincinnati and Cleveland in 2021).

### MOST GAMES OF 306 YARDS ALLOWED OR LESS SINCE 2019

RANK	TEAM	GAMES
1.	San Francisco 49ers	21
	Buffalo Bills	21
3.	Pittsburgh Steelers	20
4.	Baltimore Ravens	18
	L.A. Rams	18

- Cincinnati QB Joe Burrow threw for just 172 yards in Week 3. Pittsburgh has now limited 20 opponents to 200 passing yards or less since 2019, which ranks tied for fourth in the NFL over the span.

### MOST GAMES OF 200 PASSING YARDS ALLOWED OR LESS SINCE 2019

RANK	TEAM	GAMES
1.	San Francisco 49ers	23
2.	New England Patriots	21
	L.A. Chargers	21
4.	Pittsburgh Steelers	20
	Buffalo Bills	20

### STEELERS TAKEAWAYS

- Pittsburgh ranks second in the NFL with 73 takeaways since the start of the 2019 season.

### NFL MOST TAKEAWAYS SINCE 2019

RANK	TEAM	TAKEAWAYS
1.	New England Patriots	74
2.	Pittsburgh Steelers	73
3.	Buffalo Bills	68
	Indianapolis Colts	68
5.	Tampa Bay Buccaneers	67
6.	Minnesota Vikings	64
7.	Seattle Seahawks	62
	New Orleans Saints	62
9.	L.A. Rams	60
10.	Tennessee Titans	59

- The Steelers have forced a turnover in 33 games since 2019, which ranks tied for eighth in the NFL in that span.

NFL MOST GAMES WITH AT LEAST ONE TAKEAWAY SINCE 2019

RANK	TEAM	GAMES
1.	Tampa Bay Buccaneers	35
2.	Baltimore Ravens	34
	Seattle Seahawks	34
	Minnesota Vikings	34
	Indianapolis Colts	34
	Tennessee Titans	34
	New England Patriots	34
8.	Pittsburgh Steelers	33
	Buffalo Bills	33
	Miami Dolphins	33

- Pittsburgh ranks third in the NFL with 41 interceptions since the start of the 2019 season.

NFL MOST INTERCEPTIONS SINCE 2019

RANK	TEAM	INT
1.	New England Patriots	56
2.	New Orleans Saints	42
3.	Pittsburgh Steelers	41
4.	Buffalo Bills	40
	Indianapolis Colts	40

- Pittsburgh has forced multiple turnovers in 12 different games since 2020, which is tied for fifth in the NFL.

NFL MOST GAMES WITH MULTIPLE TAKEAWAYS SINCE 2020

RANK	TEAM	GAMES
1.	Indianapolis Colts	15
2.	Buffalo Bills	14
3.	Tampa Bay Buccaneers	13
	L.A. Rams	13
5.	Pittsburgh Steelers	12
	Dallas Cowboys	12
	Miami Dolphins	12
	Arizona Cardinals	12

- The Steelers have forced multiple turnovers in 25 games since 2019, which leads the NFL in that span (three more multiple takeaway games than any other team in the League).

NFL MOST GAMES WITH MULTIPLE TAKEAWAYS SINCE 2019

RANK	TEAM	GAMES
1.	Pittsburgh Steelers	25
2.	Indianapolis Colts	22
3.	Tampa Bay Buccaneers	21
4.	New England Patriots	20
5.	L.A. Rams	19
	Buffalo Bills	19

- Pittsburgh has forced four or more turnovers in five different games since 2019, which is tied for third in the NFL in that span.

MOST GAMES WITH FOUR TAKEAWAYS SINCE 2019

RANK	TEAM	GAMES
1.	New England Patriots	6
	Buffalo Bills	6
3.	Pittsburgh Steelers	5
	San Francisco 49ers	5
5.	Dallas Cowboys	4
	Tampa Bay Buccaneers	4

- Pittsburgh has recovered 29 opponent fumbles since the start of the 2019 season, which is the second-most in the NFL.

NFL MOST FUMBLE RECOVERIES SINCE 2019

RANK	TEAM	FR
1.	Tampa Bay Buccaneers	30
2.	Pittsburgh Steelers	29
3.	Indianapolis Colts	27
4.	Baltimore Ravens	26
	Arizona Cardinals	26

- Pittsburgh ranks tied for third in the NFL with 41 forced fumbles since the start of the 2019 season.

NFL MOST FORCED FUMBLES SINCE 2019

RANK	TEAM	FF
1.	Arizona Cardinals	45
2.	San Francisco 49ers	42
3.	Pittsburgh Steelers	41
	Tampa Bay Buccaneers	41
5.	Baltimore Ravens	40

BLITZBURGH

- Pittsburgh's NFL record streak of 75 consecutive regular-season games with a sack came to an end in Week 3 vs. Cincinnati.
- The Steelers' streak started on Nov. 6, 2016 at Baltimore.
- Pittsburgh's previous game that did not include a defensive sack came on Oct. 23, 2016 vs. New England.

STEELERS LONGEST STREAK OF CONSECUTIVE GAMES WITH AT LEAST 1 SACK

RANK	DATES	STRK
1.	Nov. 6, 2016 - Sept. 19, 2021	75
2.	Nov. 3, 2008 - Nov. 8, 2010	33
3.	Jan. 2, 2005 - Nov. 19, 2006	27
4.	Dec. 21, 1997 - Nov. 14, 1999	26
	Sept. 13, 1992 - Nov. 28, 1993	26

- The previous NFL record for consecutive games with at least 1.0 sack was 69 games by Tampa Bay (Oct. 10, 1999 to Nov. 9, 2003). Head coach Mike Tomlin was on the Buccaneers staff during the final three seasons of the streak.



LONGEST STREAK OF CONSECUTIVE GAMES WITH AT LEAST 1 SACK IN NFL HISTORY

RANK	TEAM (YEARS)	GAMES
1.	Pittsburgh Steelers (2016-2021)	75
2.	Tampa Bay Buccaneers (1999-2003)	69
3.	New Orleans Saints (1994-98)	60
	Washington Football Team (1984-87)	60
5.	Arizona Cardinals (2015-19)	59

- The Steelers have registered a sack in 80 of their last 81 games, dating back to Nov. 6, 2016 at Baltimore.
- Pittsburgh has recorded a sack in 204 of **Mike Tomlin's** 232 career games as head coach.
- Pittsburgh has registered at least 3.0 sacks in 16 games since 2020, which is tied for the NFL lead.

MOST GAMES WITH 3.0 SACKS SINCE 2020

RANK	TEAM	GAMES
1.	Pittsburgh Steelers	16
	L.A. Rams	16
3.	Arizona Cardinals	15
4.	Philadelphia Eagles	14
5.	Tampa Bay Buccaneers	13
	Washington Football Team	13

- The Steelers have registered at least 3.0 sacks in 26 games since 2019, which is tied for the NFL lead.

MOST GAMES WITH 3.0 SACKS SINCE 2019

RANK	TEAM	GAMES
1.	Pittsburgh Steelers	26
	L.A. Rams	26
3.	Tampa Bay Buccaneers	21
	Green Bay Packers	21
	Philadelphia Eagles	21
	Washington Football Team	21
	Arizona Cardinals	21

- Pittsburgh has recorded at least 4.0 sacks in 10 games since 2020, which is tied for the most in the NFL.

MOST GAMES WITH 4.0 SACKS SINCE 2020

RANK	TEAM	GAMES
1.	Pittsburgh Steelers	10
	L.A. Rams	10
3.	Washington Football Team	9
4.	Tampa Bay Buccaneers	7
	Denver Broncos	7
	Green Bay Packers	7
	Chicago Bears	7
	Arizona Cardinals	7

- Pittsburgh has recorded at least 4.0 sacks in 19 games since 2019, which is the most in the NFL.

MOST GAMES WITH 4.0 SACKS SINCE 2019

RANK	TEAM	GAMES
1.	Pittsburgh Steelers	19
2.	L.A. Rams	15
3.	Washington Football Team	14
4.	Tampa Bay Buccaneers	12
	Denver Broncos	12

STACKING UP SACKS

- The Steelers registered 56 sacks in 2020, which led the League. Pittsburgh has led the NFL in sacks in four straight seasons (2017-20). The Steelers are the first team in NFL history to accomplish the feat.
- The Steelers lead the NFL in sacks dating back to the start of each of the following seasons: 2019 (132), 2018 (184), 2017 (240), 2016 (278), 2015 (326), 2014 (359) and 2013 (393).

NFL MOST SACKS SINCE 2019

RANK	TEAM	SACKS
1.	Pittsburgh Steelers	132
2.	L.A. Rams	131
3.	New Orleans Saints	114
4.	Arizona Cardinals	113
5.	Washington Football Team	112
	Tampa Bay Buccaneers	112

NFL MOST SACKS SINCE 2018

RANK	TEAM	SACKS
1.	Pittsburgh Steelers	184
2.	L.A. Rams	172
3.	New Orleans Saints	163
4.	Arizona Cardinals	162
5.	Washington Football Team	158

NFL MOST SACKS SINCE 2017

RANK	TEAM	SACKS
1.	Pittsburgh Steelers	240
2.	L.A. Rams	220
3.	New Orleans Saints	205
4.	Washington Football Team	200
5.	Arizona Cardinals	199

- Pittsburgh has recorded 50+ sacks in each of the last four seasons (2017-20).
- The Steelers are the first team in the NFL to record 50 or more sacks in four consecutive seasons since the N.Y. Giants (1985-88).
- Pittsburgh is the eighth team to accomplish the feat since sacks became an official statistic in 1982.
- The four-year streak with 50 or more sacks ranks tied for fourth in NFL history.

NFL MOST CONSECUTIVE 50-SACK SEASONS SINCE 1982

RANK	TEAM	SEASONS
1.	Washington Redskins (1983-87)	5
	Chicago Bears (1983-87)	5
	Dallas Cowboys (1983-87)	5
4.	Pittsburgh Steelers (2017-20)	4
	N.Y. Giants (1985-88)	4
	Philadelphia Eagles (1984-87)	4
	San Francisco 49ers (1983-86)	4
	L.A. Raiders (1983-86)	4

- The Steelers have eclipsed the 50-sack plateau 10 times since sacks became an official statistic in 1982. No NFL team has registered more 50-sack seasons over that span.

NFL MOST 50-SACK SEASONS SINCE 1982

RANK	TEAM	SEASONS
1.	Pittsburgh Steelers	10
	Philadelphia Eagles	10
3.	New Orleans Saints	9
	St. Louis/L.A. Rams	9
5.	N.Y. Giants	7

STEELERS DOMINATE THE LINE OF SCRIMMAGE

- Pittsburgh led the NFL with 103 tackles for loss in 2020, which was the most ever by the franchise and ranks tied for third in the League since 2008.
- The Steelers lead the NFL in tackles for loss dating back to the start of each of the following seasons: 2020 (144), 2019 (236) and 2017 (416).

MOST TFL SINCE 2020

RANK	TEAM	TFL
1.	Pittsburgh Steelers	144
2.	Philadelphia Eagles	126
	Arizona Cardinals	126
4.	New Orleans Saints	123
5.	San Francisco 49ers	119

- Pittsburgh has registered 236 tackles for loss since 2019, which leads the NFL.

MOST TFL SINCE 2019

RANK	TEAM	TFL
1.	Pittsburgh Steelers	236
2.	Arizona Cardinals	222
3.	Buffalo Bills	211
4.	San Francisco 49ers	210
5.	N.Y. Jets	209

- The Steelers have recorded at least 10 tackles for loss in three different games since 2020, which leads the NFL (rest of the League has combined for seven).

MOST GAMES WITH 10+ TFL SINCE 2020

RANK	TEAM	GAMES
1.	Pittsburgh Steelers	3
2.	Seven different teams with	1

- The Steelers have recorded at least 10 tackles for loss in five different games since 2019, which leads the NFL.

MOST GAMES WITH 10+ TFL SINCE 2019

RANK	TEAM	GAMES
1.	Pittsburgh Steelers	5
2.	N.Y. Jets	3
3.	Washington Football Team	2
	Philadelphia Eagles	2
	San Francisco 49ers	2

- The Steelers have recorded at least six tackles for loss in 15 different games since 2020, which is the most in the NFL.

MOST GAMES WITH 6+ TFL SINCE 2020

RANK	TEAM	GAMES
1.	Pittsburgh Steelers	15
2.	New Orleans Saints	12
3.	Arizona Cardinals	11
4.	Tampa Bay Buccaneers	10
	Seattle Seahawks	10

- Pittsburgh has recorded six or more tackles for loss in 23 different games since 2019, which leads the NFL in that span.

MOST GAMES WITH 6+ TFL SINCE 2019

RANK	TEAM	GAMES
1.	Pittsburgh Steelers	23
2.	Arizona Cardinals	20
3.	Tampa Bay Buccaneers	19
4.	N.Y. Jets	17
	New Orleans Saints	17

TURN DOWN FOR WATT

- LB **T.J. Watt** is off to a record-setting pace for sacks to open his NFL career. He has averaged 0.88 sacks/game since entering the League back in 2017, which ranks second in NFL history (min. 60 games).

SACKS PER GAME LEADERS IN NFL HISTORY

RANK	PLAYER	SACKS/GM
1.	Myles Garrett	0.91
2.	T.J. Watt	0.88
3.	Reggie White	0.85
4.	Chandler Jones	0.79
5.	Von Miller	0.78
	DeMarcus Ware	0.78
7.	Aaron Donald	0.77
8.	J.J. Watt	0.76
9.	Derrick Thomas	0.75
10.	Joey Bosa	0.73
	Jared Allen	0.73

- Watt eclipsed the 60.0 sack plateau in his 69th career game, which is the fourth-fewest games to that total in NFL history.

FEWEST GAMES TO 60 SACKS IN NFL CAREER - SINCE 1982

RANK	PLAYER	GP	DATE
1.	Reggie White	50	10/30/1988 PHI vs ATL
2.	J.J. Watt	66	9/20/2015 HOU at CAR
3.	Derrick Thomas	67	10/3/1993 KC vs OAK
4.	T.J. Watt	69	11/8/2021 PIT vs CHI
5.	Von Miller	72	1/3/2016 DEN vs SD
6.	DeMarcus Ware	73	11/15/2009 DAL at GB
	Justin Houston	73	12/4/2016 KC at ATL
8.	Andre Tippett	74	11/15/1987 NE vs DAL
9.	Richard Dent	75	12/27/1987 CHI vs LAR
	Bruce Smith	75	9/24/1990 BUF at NYJ

- Watt needs 1.5 sacks to become the second player since 1982, when the individual sack became an official statistic, to record at least 13 in four straight seasons, joining Reggie White, who did it twice (1985-88 and 1990-93).
- Watt needs 4.0 sacks to become the fourth player since 1982 to record at least 65 sacks over his first five seasons, joining Reggie White (81), J.J. Watt (74.5) and Derrick Thomas (66).
- Watt leads the Steelers in sacks (11.5), tackles for loss (11), QB hits (18), forced fumbles (three) and fumbles recovered (two).
- Watt ranks second in the NFL in sacks, fourth in tackles for loss, tied for fourth in QB hits, tied for fourth in forced fumbles and tied for second in fumble recoveries.
- Watt registered seven tackles, three for loss, three QB hits, 3.0 sacks and one pass defended in Week 9 vs. Chicago.
- Watt registered six tackles, three quarterback hits, 1.5 sacks, one tackle for loss and one fumble recovery at Cleveland in Week 8.
- Watt registered seven tackles, three tackles for loss, three passes defended, 2.0 sacks, two QB hits and one forced fumble in the Week 6 overtime victory over Seattle.

WATT IN THE STEELERS' FOUR-GAME WINNING STREAK

PLAYER	TKL	SCK	TFL	QBH	FF	FR	PD
T.J. Watt	20	6.5	7	8	1	1	

- Watt is the first NFL player to have 2.0 or more sacks and a forced fumble in OT since sacks were first tracked for defenders beginning in 1982.
- Watt is the second player in the NFL to register at least three tackles for loss, three passes defended, 2.0 sacks and one forced fumble in the same game since 2005.

PLAYERS WITH 3 TFL, 3 PDS, 2.0 SACKS, 1 FF IN GAME SINCE 2005

PLAYER
T.J. Watt, Pittsburgh vs. Seattle (Oct. 17, 2021)
Justin Houston, Kansas City at Philadelphia (Sept. 19, 2003)

- Watt is the fourth player in the NFL to register at least three passes defended, 2.0 sacks and one forced fumble in the same game since 2005.

PLAYERS WITH 3 PDS, 2.0 SACKS, 1 FF IN GAME SINCE 2005

PLAYER
T.J. Watt, Pittsburgh vs. Seattle (Oct. 17, 2021)
Anthony Lanier, Washington Football Team vs. Arizona (Dec. 17, 2017)
Alex Brown, Chicago at Tampa Bay (Nov. 27, 2005)
Justin Houston, Kansas City at Philadelphia (Sept. 19, 2003)

- Watt has recorded at least 1.5 sacks in 17 career games.
- Watt has registered at least 2.0 sacks in 14 career games.
- Watt has registered at least 3.0 sacks in three career games.
- Watt has recorded 40.0 sacks in 36 career games at Heinz Field. He has collected at least half a sack in 23 of the Steelers' last 26 home games, including 20 of the last 22 home games.
- Only Derrick Thomas (43.5) has registered more sacks over their first 36 career home games in NFL history.

MOST SACKS IN NFL HISTORY OVER FIRST 36 CAREER HOME GAMES

RANK	PLAYER	SACKS
1.	Derrick Thomas	43.5
2.	T.J. Watt	40.0
3.	Reggie White	36.0
4.	Keith Millard	33.0
	Dwight Freeney	33.3
NFL Hall of Famer		

- Watt's 60 QB hits lead the NFL since 2020.

NFL QUARTERBACK HIT LEADERS SINCE 2020

RANK	PLAYER	QB HITS
1.	T.J. Watt	60
2.	Aaron Donald	44
3.	Myles Garrett	43
4.	Leonard Williams	42
5.	Trey Hendrickson	39

- Watt's 96 QB hits lead the NFL since 2019.

NFL QUARTERBACK HIT LEADERS SINCE 2019

RANK	PLAYER	QB HITS
1.	T.J. Watt	96
2.	Matt Judon	70
3.	Aaron Donald	69
4.	Joey Bosa	68
5.	Shaquil Barrett	64

- His 133 QB hits rank second in the NFL since 2017.

NFL QUARTERBACK HIT LEADERS SINCE 2017

RANK	PLAYER	QB HITS
1.	Aaron Donald	137
2.	T.J. Watt	133
4.	Matt Judon	109
3.	Myles Garrett	110
5.	Chandler Jones	105

- His 133 QB hits rank second over a player’s first 69 career regular-season games.

MOST QB HITS IN NFL HISTORY OVER FIRST 69 REGULAR-SEASON GAMES

RANK	PLAYER	QB HITS
1.	J.J. Watt	172
2.	T.J. Watt	133
3.	Von Miller	124
4.	Aaron Donald	120
5.	Joey Bosa	119

- His 133 QB hits rank first by a linebacker over his first 69 career regular-season games.

MOST QB HITS BY LINEBACKER IN NFL HISTORY OVER FIRST 68 REGULAR-SEASON GAMES

RANK	PLAYER	QB HITS
1.	T.J. Watt	133
2.	Von Miller	124
3.	Cameron Wake	111
4.	Clay Matthews	108
5.	DeMarcus Ware	96

- Watt’s 34 tackles for loss lead the NFL since 2020.

NFL TFL LEADERS SINCE 2020

RANK	PLAYER	TFLS
1.	T.J. Watt	34
2.	Haason Reddick	27
3.	Roquan Smith	24
4.	Myles Garrett	22
5.	Aaron Donald	21

- Watt’s 48 tackles for loss lead the NFL since 2019.

NFL TFL LEADERS SINCE 2019

RANK	PLAYER	TFLS
1.	T.J. Watt	48
2.	Aaron Donald	41
3.	Shaquil Barrett	37
4.	Joey Bosa	36
5.	Maxx Crosby	35

- His 71 TFL rank tied for sixth over a player’s first 69 career regular-season games.

MOST TFL IN NFL HISTORY OVER FIRST 69 REGULAR-SEASON GAMES

RANK	PLAYER	TFL
1.	J.J. Watt	115
2.	Aaron Donald	82
3.	Von Miller	80
4.	Lavonte David	76
5.	Khalil Mack	73
6.	T.J. Watt	71
	Joey Bosa	68
8.	Clay Matthews Jr.	66
	Jadeveon Clowney	66
	Justin Houston	66

- His 71 TFL rank fourth by a linebacker over his first 69 career regular-season games.

MOST TFL BY LINEBACKER IN NFL HISTORY OVER FIRST 68 REGULAR-SEASON GAMES

RANK	PLAYER	TFL
1.	Von Miller	80
2.	Lavonte David	76
3.	Khalil Mack	73
4.	T.J. Watt	71
5.	Clay Matthews Jr.	67

- Watt’s 26.5 sacks lead the NFL since 2020.

NFL SACK LEADERS SINCE 2020

RANK	PLAYER	SACKS
1.	T.J. Watt	26.5
2.	Myles Garrett	24.0
3.	Trey Hendrickson	22.0
4.	Haason Reddick	21.0
5.	Aaron Donald	19.5

- Watt’s 41.0 sacks lead the NFL since 2019.

NFL SACK LEADERS SINCE 2019

RANK	PLAYER	SACKS
1.	T.J. Watt	41.0
2.	Myles Garrett	34.0
3.	Shaquil Barrett	33.0
4.	Aaron Donald	32.0
5.	Trey Hendrickson	26.5

- Watt's 13 forced fumbles rank first in the NFL since 2019.

NFL FORCED FUMBLE LEADERS SINCE 2019

RANK	PLAYER	FF
1.	T.J. Watt	13
2.	Marlon Humphrey	11
3.	Chandler Jones	10
	Shaquil Barrett	10
5.	Darius Leonard	9
	Yannick Ngakoue	9
	Logan Ryan	9

- Watt's six fumble recoveries rank tied for second in the NFL since 2019.

NFL FUMBLE RECOVERIES LEADERS BY SINCE 2019

RANK	PLAYER	FR
1.	Vonn Bell	8
2.	T.J. Watt	6
	Devin White	6
4.	Devin Bush	5
	Seven other players tied with	5

- Watt was the first player in franchise history with 14.0 or more sacks in multiple seasons.
- Watt was the 14th player in NFL history with at least 14.5 sacks in back-to-back seasons, and just the sixth since 1993.
- Watt's 15.0 sacks, which are a single-season high for him, led the NFL in 2020. His previous single-season high in sacks was 14.5 in 2019.
- Watt's 15.0 sacks in 2020 rank tied for second in single-season franchise history. His 14.5 sacks in 2019 rank fourth and his 13.0 sacks in 2018 rank tied for ninth in a season by a Steelers' defender since the statistic became official in 1982.
- Watt is the only player in franchise history with 13.0 sacks or more in multiple seasons.

STEELERS SINGLE-SEASON SACK LEADERS

RANK	PLAYER, YEAR	SACKS
1.	James Harrison, 2008	16.0
2.	T.J. Watt, 2020	15.0
	Mike Merriweather, 1984	15.0
4.	T.J. Watt, 2019	14.5
5.	Kevin Greene, 1994	14.0
	Keith Willis, 1983	14.0
7.	LaMarr Woodley, 2009	13.5
	Jason Gildon, 2000	13.5
9.	T.J. Watt, 2018	13.0
	Chad Brown, 1996	13.0
NFL Defensive Player of the Year		

- Watt's 22 combined interceptions (three), forced fumbles (13) and fumble recoveries (six) rank first in the NFL since 2019.

NFL COMBINED (INT, FF, FR) LEADERS SINCE 2019

RANK	PLAYER	INT.	FF	FR	TOT.
1.	T.J. Watt	3	13	6	22
2.	Darius Leonard	7	9	5	21
	J.C. Jackson	19	0	2	21
	Marlon Humphrey	5	13	3	21
5.	Minkah Fitzpatrick	9	4	4	17
	Logan Ryan	5	9	3	17

WATT SINCE 2017

- Since entering the NFL in 2017, LB **T.J. Watt** has recorded 61.0 sacks and forced 20 fumbles.
- Watt (three seasons) has joined Pro Football Hall of Famers Reggie White (four) and Derrick Thomas (three) as the only players to record at least 13 sacks in three of their first four seasons since 1982, when the individual sack became an official NFL statistic. Watt recorded 13 sacks in 2018, 14.5 sacks in 2019 and 15.0 sacks in 2020.

NFL PLAYERS WITH THREE OR MORE 13.0+ SACK SEASONS IN FIRST FOUR YEARS

PLAYER	YEARS
Reggie White	4 (1985-88)
Derrick Thomas	3 (1989-91)
T.J. Watt	3 (2018-20)
NFL Hall of Famer	

- Watt is the only active player in the NFL with at least 13.0 sacks in each of the last three seasons.

NFL PLAYERS WITH THREE STRAIGHT 13.0+ SACK SEASONS

PLAYER	YEARS
Reggie White	4 (1990-93)
Reggie White	4 (1985-88)
T.J. Watt	3 (2018-20)
Chandler Jones	3 (2017-19)
Jared Allen	3 (2007-09)
Dexter Manley	3 (1984-86)
Simon Fletcher	3 (1991-93)
Mark Gastineau	3 (1983-85)
Kevin Greene	3 (1988-90)
Derrick Thomas	3 (1990-92)
Jacob Green	3 (1983-85)
NFL Hall of Famer	

- Watt eclipsed the 50.0 sack plateau in his 63rd career game, which ranks tied with Bruce Smith for 11th-fastest to 50 or more sacks in the NFL since 1982.

FEWEST GAMES TO 50 SACKS IN NFL CAREER - SINCE 1982

RANK	PLAYER	GP	DATE
1.	Reggie White	40	12/20/1987 Phi at NYJ
2.	Derrick Thomas	54	10/18/1992 KC at Dal
3.	Myles Garrett	57	10/17/2021 Ari at Cle
4.	Von Miller	58	9/17/2015 Den at KC
5.	Justin Houston	61	9/17/2015 KC vs Den
	J.J. Watt	61	12/7/2014 Hou at Jax
	Dwight Freeney	61	12/18/2005 Ind vs SD
8.	Aldon Smith	62	9/27/2020 Dal at Sea
	DeMarcus Ware	62	12/14/2008 Dal vs NYG
	Tim Harris	62	9/16/1990 GB vs Chi
11.	T.J. Watt	63	9/12/2021 Pit at BUF
	Bruce Smith	63	10/22/1989 Buf vs NYJ

- Watt's 61.0 career sacks rank tied for second over a player's first 69 career regular-season games.

MOST SACKS IN NFL HISTORY OVER FIRST 69 REGULAR-SEASON GAMES

RANK	PLAYER	SACKS
1.	Reggie White	78.0
2.	T.J. Watt	61.0
	J.J. Watt	61.0
	Derrick Thomas	61.0
5.	Von Miller	59.0

- His 61.0 career sacks rank tied for first by a linebacker over his first 69 career regular-season games.

MOST SACKS BY LINEBACKER IN NFL HISTORY OVER FIRST 69 REGULAR-SEASON GAMES

RANK	PLAYER	SACKS
1.	T.J. Watt	61.0
	Derrick Thomas	61.0
3.	Von Miller	59.0
4.	Justin Houston	56.0
5.	DeMarcus Ware	55.5

- Watt's 20 forced fumbles lead the NFL since the start of the 2017 season.

NFL FORCED FUMBLE LEADERS SINCE 2017

RANK	PLAYER	FF
1.	T.J. Watt	20
2.	Aaron Donald	16
3.	Khalil Mack	15
	Chandler Jones	15
	Yannick Ngakoue	15

- Watt's 20 career forced fumbles rank second in franchise history since 1994.

STEELERS CAREER FORCED FUMBLE LEADERS

RANK	PLAYER	GP	FF
1.	James Harrison	177	32
2.	T.J. Watt	69	20
3.	Joey Porter	122	16
4.	Troy Polamalu	158	13
5.	Lawrence Timmons	158	12
	James Farrior	154	12

- Watt's 20 career forced fumbles rank tied for second over a player's first 69 career regular-season games.

MOST FORCED FUMBLES IN NFL HISTORY OVER FIRST 69 REGULAR-SEASON GAMES

RANK	PLAYER	FF
1.	Dwight Freeney	23
2.	T.J. Watt	20
	Robert Mathis	20
4.	DeMarcus Ware	19
5.	Leonard Little	18

- His 20 career forced fumbles rank tied for first by a linebacker over his first 69 career regular-season games.

MOST FORCED FUMBLES BY LINEBACKER IN NFL HISTORY OVER FIRST 69 REGULAR-SEASON GAMES

RANK	PLAYER	FF
1.	T.J. Watt	20
	Robert Mathis	20
3.	DeMarcus Ware	19
4.	John Abraham	16
	Tamba Hali	16
	Robert Quinn	16
	Von Miller	16

- Watt's 61.0 sacks rank fifth in franchise history.

STEELERS CAREER SACK LEADERS

RANK	PLAYER. YEARS	SACKS
1.	James Harrison, 2002, 2004-12, 2014-17	80.5
2.	Jason Gildon, 1994-2003	77.0
3.	L.C. Greenwood, 1969-81	73.5
4.	Joe Greene, 1969-81	66.0
5.	T.J. Watt, 2017-21	61.0
6.	Cameron Heyward, 2011-21	60.5
7.	Joey Porter, 1999-2006	60.0
8.	Keith Willis, 1982-91	59.0
9.	LaMarr Woodley, 2007-13	57.0
10.	Greg Lloyd, 1998-97	53.5



- Watt's 61.0 sacks rank second among all defensive players and first among linebackers since the start of the 2017 season.

#### NFL SACK LEADERS SINCE 2017

RANK	PLAYER	SACKS
1.	Aaron Donald	63.5
2.	T.J. Watt	61.0
3.	Chandler Jones	56.0
4.	Myles Garrett	54.5
5.	Cameron Jordan	51.0

#### NFL LINEBACKER SACK LEADERS SINCE 2017

RANK	PLAYER	SACKS
1.	T.J. Watt	61.0
2.	Chandler Jones	56.0
3.	Khalil Mack	46.5
4.	Jason Pierre-Paul	41.5
5.	Shaquil Barrett	40.0

- Watt has collected 61.0 sacks over his first five seasons in the NFL, which is the most by a Steelers player in their first five seasons in the League.

#### MOST SACKS BY STEELER IN FIRST FIVE NFL SEASONS

RANK	PLAYER, YEARS	SACKS
1.	T.J. Watt, 2017-21	61.0
2.	LaMarr Woodley, 2007-11	48.0
3.	Joey Porter, 1999-2003	35.5
4.	Bud Dupree, 2015-19	31.5
5.	Chad Brown, 1993-97	30.0

#### FITZPATRICK DOES IT AGAIN

- **Minkah Fitzpatrick** needs one interception-return touchdown to become the fourth player since 2000 to return an interception for a TD in four consecutive seasons, joining Charles Woodson (six seasons), Nate Clements (four) and Aqib Talib (four).
- Fitzpatrick has two career multi-interception games (2018-20).
- Fitzpatrick had six combined interceptions (four), forced fumbles (one) and fumble recoveries (one) in 2020, including three inside the Steelers' red zone.
- Fitzpatrick has nine interceptions, three fumble recoveries and two forced fumbles since being acquired by the Steelers via trade from the Miami Dolphins in Week 3 of 2019.
- Fitzpatrick's four defensive TDs rank tied for sixth in the NFL among active players.

#### NFL ACTIVE DEFENSIVE TOUCHDOWN LEADERS

RANK	PLAYER	TDS
1.	Janoris Jackson	9
2.	Malcolm Jenkins	8
3.	Marcus Peters	7
4.	Eddie Jackson	6
5.	Deion Jones	5
6.	Minkah Fitzpatrick and eight other players	4

- Fitzpatrick's four defensive TDs are tied with Marcus Peters and Eddie Jackson for the most in the NFL since he entered the League in 2018.

#### NFL DEFENSIVE TOUCHDOWN LEADERS SINCE 2018

RANK	PLAYER	TDS
1.	Minkah Fitzpatrick	4
	Eddie Jackson	4
	Marcus Peters	4
4.	Jadeveon Clowney	3
	Troy Hill	3
	Deion Jones	3

- Fitzpatrick's nine interceptions rank tied for eighth in the NFL since 2019.

#### NFL INTERCEPTION LEADERS SINCE 2019

RANK	PLAYER	INTS
1.	J.C. Jackson	19
2.	Xavien Howard	13
3.	Tyrann Mathieu	12
	Justin Simmons	12
5.	Quandre Diggs	11
	Kevin Byard	11
7.	Trevon Diggs	10
8.	Minkah Fitzpatrick and five other players	9

- Fitzpatrick's 13 total takeaways (interceptions and fumble recoveries) rank tied for third in the NFL since 2019.

#### NFL TAKEAWAY (INT AND FR) LEADERS SINCE 2019

RANK	PLAYER	INT.	FR	TOT.
1.	J.C. Jackson	19	2	21
2.	Xavien Howard	13	1	14
3.	Minkah Fitzpatrick	9	4	13
	Justin Simmons	12	1	13
5.	Marcus Peters	9	3	12
	Kevin Byard	11	1	12
	Tyrann Mathieu	12	0	12
	Tre'Davious White	9	3	12
	Quandre Diggs	11	1	12

- Fitzpatrick's 17 combined interceptions (nine), forced fumbles (four) and fumble recoveries (four) rank tied for fifth in the NFL since 2019.

#### NFL COMBINED (INT, FF, FR) LEADERS SINCE 2019

RANK	PLAYER	INT.	FF	FR	TOT.
1.	T.J. Watt	3	13	6	22
2.	Darius Leonard	7	9	5	21
	J.C. Jackson	19	0	2	21
	Marlon Humphrey	5	13	3	21
5.	Minkah Fitzpatrick	9	4	4	17
	Logan Ryan	5	9	3	17

LET MY CAMERON GO

- DT **Cameron Heyward's** 60.5 career sacks are the most by a defensive lineman in franchise history, third-most by an active NFL defensive tackle, sixth-most in franchise history and fifth-most by a Steeler since 1982.

STEELERS DEFENSIVE LINEMAN CAREER SACK LEADERS SINCE 1982

RANK	PLAYER. YEARS	SACKS
1.	Cameron Heyward, 2011-21	60.5
2.	Keith Willis, 1982-91	59.0
3.	Aaron Smith, 1999-2011	44.0
4.	Stephon Tuitt, 2014-20	34.5
5.	Brett Keisel, 2002-14	30.0

STEELERS CAREER SACK LEADERS

RANK	PLAYER. YEARS	SACKS
1.	James Harrison, 2002, 2004-12, 2014-17	80.5
2.	Jason Gildon, 1994-2003	77.0
3.	L.C. Greenwood, 1969-81	73.5
4.	Joe Greene, 1969-81	66.0
5.	T.J. Watt, 2017-21	61.0
6.	Cameron Heyward, 2011-21	60.5
7.	Joey Porter, 1999-2006	60.0
8.	Keith Willis, 1982-91	59.0
9.	LaMarr Woodley, 2007-13	57.0
10.	Greg Lloyd, 1998-97	53.5

ACTIVE NFL SACK LEADERS BY DEFENSIVE TACKLES

RANK	PLAYER	SACKS
1.	Aaron Donald	91.5
2.	Ndamukong Suh	66.5
3.	Cameron Heyward	60.5
4.	Fletcher Cox	55.5
5.	Chris Jones	43.5

- Heyward's 493 tackles are the third-most by an active NFL defensive tackle.

ACTIVE NFL TACKLE LEADERS BY DEFENSIVE TACKLES

RANK	PLAYER	TACKLES
1.	Linval Joseph	628
2.	Ndamukong Suh	575
3.	Cameron Heyward	493
4.	Sheldon Richardson	476
5.	Fletcher Cox	423

- Heyward's 179 tackles lead the NFL among defensive tackles since 2019.

NFL TACKLE LEADERS BY DEFENSIVE TACKLES SINCE 2019

RANK	PLAYER	TACKLES
1.	Cameron Heyward	179
2.	DeForest Buckner	161
3.	Jonathan Allen	160
4.	Grady Jarrett	148
5.	Linval Joseph	147

- Heyward's 15 passes defended lead all defensive tackles in the NFL since 2019.

NFL PASSES DEFENDED LEADERS BY DEFENSIVE TACKLES SINCE 2019

RANK	PLAYER	PDS
1.	Cameron Heyward	15
2.	Sheldon Richardson	9
	Christian Wilkins	9
	Adam Butler	9
5.	Chris Jones	8
	Derrick Brown	8
	Jeffrey Simmons	8

- Heyward's 15.5 sacks rank tied for fifth among defensive tackles in the NFL since 2019.

NFL SACK LEADERS BY DEFENSIVE TACKLES SINCE 2019

RANK	PLAYER	SACKS
1.	Aaron Donald	32.0
2.	DeForest Buckner	21.0
3.	Chris Jones	19.5
4.	Denico Autry	16.0
5.	Cameron Heyward	15.5
	Arik Armstead	15.5

- Heyward's 23 tackles for loss rank third among defensive tackles in the NFL since 2019.

NFL TACKLES FOR LOSS LEADERS BY DEFENSIVE TACKLES SINCE 2019

RANK	PLAYER	TFLS
1.	Aaron Donald	41
2.	DeForest Buckner	25
3.	Cameron Heyward	23
4.	Grady Jarrett	22
	Larry Ogunjobi	22

- The Steelers are 8-0 when Heyward collects at least 2.0 sacks in a game.
- Heyward (2017, '18 and '19) is the only defensive lineman in franchise history with 8.0 or more sacks in at least three seasons.

STEELERS DEFENSIVE LINEMAN SINGLE-SEASON SACK LEADERS

RANK	PLAYER. YEAR	SACKS
1.	Keith Willis, 1983	14.0
2.	Cameron Heyward, 2017	12.0
	Keith Willis, 1986	12.0
4.	Stephon Tuitt, 2020	11.0
5.	Cameron Heyward, 2019	9.0
6.	Ray Seals, 1995	8.5
7.	Cameron Heyward, 2018	8.0
	Aaron Smith, 2004	8.0
	Kimo von Oelhoffen, 2003	8.0
	Aaron Smith, 2001	8.0

BUSH BACK IN THE LINEUP

- LB **Devin Bush**, selected 10th overall in the 2019 NFL Draft, returns after appearing in only five games last season due to a knee injury.
- As a rookie, Bush totaled 109 tackles, four fumble recoveries and two interceptions.
- Bush led the team and NFL rookies in tackles (109) and solo tackles (72), and ranked fourth in both categories in TFLs (nine) in 2019.
- Bush is the only Steelers rookie ever to eclipse 100 tackles.
- Bush returned to the lineup in Week 1 at Buffalo and registered 10 tackles, including six solo stops and one forced fumble.
- Bush recorded sacks in Week 4 at Green Bay and Week 5 vs. Denver. He has 2.0 sacks this season and 4.0 in his NFL career (2019-21).
- Bush has registered seven career takeaways (interceptions, fumble recoveries), which ranks tied for second over a linebacker's first 29 career regular-season games in franchise history.

MOST TAKEAWAYS BY LINEBACKER OVER FIRST 29 REGULAR-SEASON GAMES IN FRANCHISE HISTORY

RANK	PLAYER	TAKEAWAYS
1.	Jack Ham	9
2.	Devin Bush	7
	Chuck Allen	7
4.	LaMarr Woodley	5
5.	Ryan Shazier	4
	Jack Lambert	4
	Lawrence Timmons	4

- Bush has registered five fumble recoveries, which ranks tied for fourth in the NFL since 2019 (despite missing the final 11 games of 2020 with a season-ending injury).

NFL FUMBLE RECOVERIES LEADERS BY SINCE 2019

RANK	PLAYER	FR
1.	Vonn Bell	8
2.	T.J. Watt	6
	Devin White	6
4.	Devin Bush and seven other players tied with	5

WELCOME TO THE SCHOBERT

- The Steelers acquired LB **Joe Schobert**, who ranked fourth in the NFL with 141 tackles last season with Jacksonville, in Aug. 2021. He was one of five linebackers to register at least 100 tackles, multiple sacks and multiple interceptions last season.
- The linebackers with at least 100 tackles, two sacks and two interceptions in 2020 are below.

LINEBACKERS WITH 100+ TACKLES, 2.0+ SACKS, 2+ INT IN 2020

PLAYER	TACKLES	SACKS	INT
Joe Schobert	141	2.5	3
Roquan Smith	139	4	2
Eric Wilson	121	3	3
Foyesade Oluokun	117	3	2
Deion Jones	106	4.5	2

- Schobert has registered at least 100 tackles in each of the last four seasons.
- Schobert has recorded 585 tackles (355 solo), 25 quarterback hits, 28 passes defended, 21 tackles for loss, 11.0 sacks, 10 forced fumbles, nine interceptions and three fumble recoveries in his six-year NFL career.

- Schobert's 569 tackles rank third-best in the NFL since 2017.

MOST TACKLES SINCE 2017

RANK	PLAYER	TACKLES
1.	Bobby Wagner	661
2.	Blake Martinez	615
3.	Joe Schobert	569
4.	Zach Cunningham	535
5.	Demario Davis	534

- Schobert's 10 forced fumbles rank seventh among linebackers in the NFL since 2017.

NFL LINEBACKER FORCED FUMBLE LEADERS SINCE 2017

RANK	PLAYER	FF
1.	T.J. Watt	20
2.	Khalil Mack	15
	Chandler Jones	15
4.	Darius Leonard	13
5.	Lavonte David	12
	Shaquil Barrett	12
7.	Joe Schobert and four other players tied with	10

- His nine interceptions are tied for lead among all linebackers since 2017.

INTERCEPTION LEADERS BY LINEBACKERS SINCE 2017

RANK	PLAYER	INT
1.	Joe Schobert	9
	Darius Leonard	9
3.	Deion Jones	8
4.	Alec Ogletree	7
	Eric Kendricks	7
	Jamie Collins	7

HADEN BREAKING IT UP

- CB **Joe Haden** has registered two career interception returns for touchdowns, including one with the Steelers.
- Haden has 10 interceptions since joining the Steelers in 2017.
- Haden's 33 passes defended rank tied for seventh in the NFL since 2019.

PASSES DEFENDED LEADERS SINCE 2019

RANK	PLAYER	PDS
1.	Carlton Davis	42
2.	James Bradberry	40
3.	J.C. Jackson	36
4.	Marshon Lattimore	35
	Denzel Ward	35
6.	Xavien Howard	34
7.	Joe Haden	33
	Jaire Alexander	33
	Marlon Humphrey	33
10.	Logan Ryan	32
	Tre'Davious White	32
	Justin Simmons	32

- Since entering the NFL in 2010, Haden has recorded 153 career passes defended, which leads the League since 2010 and leads active NFL players.

ACTIVE NFL PASSES DEFENSED CAREER LEADERS

RANK	PLAYER	PDS
1.	Joe Haden	153
2.	Janoris Jenkins	122
3.	Richard Sherman	115
4.	Darius Slay	113
5.	Malcolm Jenkins	109

NFL PASSES DEFENSED LEADERS SINCE 2010

RANK	PLAYER	PDS
1.	Joe Haden	153
2.	Johnathan Joseph	132
3.	Brent Grimes	122
	Janoris Jenkins	122
5.	Tramon Williams	120

- Haden's 153 career passes defended rank tied for seventh in the NFL since 2000.

NFL PASSES DEFENSED LEADERS SINCE 2000

RANK	PLAYER	PDS
1.	Johnathan Joseph	200
2.	Champ Bailey	187
3.	Terence Newman	182
4.	Ronde Barber	179
5.	Charles Woodson	168
6.	Asante Sanuel	164
7.	Joe Haden	153
	Tramon Williams	153
9.	Sheldon Brown	146
	Dominique Rodgers-Cromartie	146

- Since entering the NFL in 2010, Haden has recorded 29 career interceptions, which ranks tied for third among active NFL players.

ACTIVE NFL INTERCEPTION LEADERS

RANK	PLAYER	INT
1.	Richard Sherman	36
2.	Marcus Peters	31
3.	Joe Haden	29
	Devin McCourty	29
5.	Patrick Peterson	28
	Harrison Smith	28

NFL INTERCEPTION LEADERS SINCE 2010

RANK	PLAYER	INT
1.	Richard Sherman	36
2.	Marcus Peters	31
	Reggie Nelson	31
4.	Earl Thomas	30
5.	Joe Haden	29
	Devin McCourty	29

- Haden has registered at least two passes defended in a single game 37 times in his career.
- Haden has registered at least three passes defended in a single game 15 times in his career.
- Haden has recorded at least four passes defended in a single game four times in his career.
- Haden has twice recorded at least five passes defended in a single game in his career.

WIZARD OF BOZ

- Since joining the Steelers in 2015, K **Chris Boswell** is 161-of-182 field goal attempts (88.5%), including 54-of-67 (80.6%) between 40-49 yards.
- Boswell made a franchise record 25 consecutive field goals, which was the longest active streak in the NFL when it ended in Week 11 of 2020 at Jacksonville.

MOST CONSECUTIVE FG IN STEELERS HISTORY

RANK	KICKER, YEARS	CONSECUTIVE FGs
1.	Chris Boswell, 2019-20	25
2.	Shaun Suisham, 2013-14	24
3.	Jeff Reed, 2004-05	22
4.	Gary Anderson, 1994	19
	Jeff Reed, 2007-08	19
6.	Gary Anderson, 1985	18
7.	Norm Johnson, 1997	17
	Chris Boswell, 2016-17	17
9.	Shaun Suisham, 2012-13	16
	Chris Boswell, 2017	16

- Boswell ranks second in field goal percentage (88.5%) among all NFL kickers with at least 180 field goal attempts since 2015.

FG PERCENTAGE LEADERS SINCE 2015 (MIN. 180 ATTEMPTS)

RANK	KICKER	M-A	FG%
1.	Justin Tucker	210-230	91.3
2.	Chris Boswell	161-182	88.5
3.	Robbie Gould	161-183	88.0
4.	Matt Prater	171-202	84.7
5.	Dustin Hopkins	166-197	84.3

- Boswell has connected on 63-of-67 field goal attempts (94.0%), including 20-of-23 (87.0%) between 40-49 yards since 2019.
- Boswell ranks first in field goal percentage (94.0%) among all NFL kickers with at least 65 field goal attempts since 2019.

FG PERCENTAGE LEADERS SINCE 2019 (MIN. 65 ATTEMPTS)

RANK	KICKER	FGM-FGA	FG%
1.	Chris Boswell	63-67	94.0
2.	Justin Tucker	70-75	93.3
3.	Younghoe Koo	74-80	92.5
4.	Harrison Butker	70-77	90.9
5.	Nick Folk	61-68	89.7

- Boswell's 88.5 field goal percentage ranks first in Steelers history among kickers with at least 100 field goal attempts.

STEELERS ALL-TIME FG PERCENTAGE LEADERS (MIN. 100 ATTEMPTS)

RANK	KICKER. YEARS	FGM-FGA	FG%
1.	Chris Boswell, 2015-current	161-182	88.5
2.	Shaun Suisham, 2010-14	124-141	87.9
3.	Norm Johnson, 1995-98	105-127	82.7
4.	Jeff Reed, 2002-10	204-249	81.9
5.	Gary Anderson, 1982-94	309-395	78.2

- Boswell became the third player in team history with at least 150 field goals made in Week 2 of 2021.

STEELERS ALL-TIME FG MADE LEADERS

RANK	KICKER. YEARS	FGM
1.	Gary Anderson, 1982-94	309
2.	Jeff Reed, 2002-10	204
3.	Chris Boswell, 2015-current	161
4.	Roy Gerela, 1971-78	146
5.	Shaun Suisham, 2010-14	124

- Boswell has registered 26 career games with three or more field goals made.
- Boswell has made 32 of his 33 field goal attempts in his regular-season career against Cincinnati. He missed his first career kick against the Bengals in Week 3.
- Boswell has connected on four or more field goals in a single game 10 times in his career.

BOZ IN THE CLUTCH

- K **Chris Boswell** has registered eight career game-winning field goals (last five min. of the fourth quarter or overtimes), which ranks third in franchise history.

MOST GAME-WINNING FG IN LAST 5 MINUTES OF 4TH QUARTER OR OVERTIME (REGULAR AND POSTSEASON) IN FRANCHISE HISTORY

RANK	KICKER. YEARS	FGM
1.	Jeff Reed, 2002-10	11
2.	Gary Anderson, 1982-94	9
3.	Chris Boswell, 2015-current	8
4.	Shaun Suisham, 2010-14	7
5.	Norm Johnson, 1995-98	4

BOSWELL GAME-WINNING FG IN LAST 5 MINUTES OF 4TH QUARTER OR OVERTIME (REGULAR AND POSTSEASON)

YD	DATE	OPP	Q	TIME	PRE	POST	FINAL
18	11/8/2015	vs Oak	4	0:02	35-35	38-35	W, 38-35
35	1/9/2016	at Cin	4	0:14	15-16	18-16	W, 18-16
33	11/12/2017	at Ind	4	0:00	17-17	20-17	W, 20-17
53	11/26/2017	vs GB	4	0:00	28-28	31-28	W, 31-28
38	12/4/2017	at Cin	4	0:00	20-20	23-20	W, 23-20
46	12/10/2017	vs Bal	4	0:42	36-38	39-38	W, 39-38
35	12/30/2018	vs Cin	4	1:56	13-13	16-13	W, 16-13
37	10/17/2021	vs Sea	OT	--	20-20	23-20	W, 23-20 (ot)
40	11/8/2021	vs Chi	4	0:26	26-27	29-27	W, 29-27

- Boswell has now made 10 of 12 career field goals (83.3%) in the final two minutes of regulation and overtime.

BOZ FROM 50-PLUS

- K **Chris Boswell** connected on 54 and 52-yard field goals in Week 9 vs. Chicago and added a 40-yard field goal with 30 seconds remaining in the fourth quarter that gave the Steelers a 29-27 lead. He also added a fumble recovery.
- Boswell is the first player in NFL history to make two 50+ yard field goals, make a game-winning field goal and recover an opponent's fumble all in the same game.
- Boswell connected on a 52-yard field goal in Week 6 vs. Seattle with 1:30 remaining in the fourth quarter that extended the Steelers' lead 20-17.
- Boswell connected on a 56-yard field goal in Week 2 vs. Las Vegas with 3:42 remaining in the fourth quarter that cut the Raiders' lead to 23-17.
- Boswell converted a 52-yard field goal in Week 4 at Green Bay with 5:46 remaining in the second quarter that cut the Packers' lead to 14-10.
- His 56-yard field goal is the longest in Heinz Field history – topping the previous mark of 53 yards by both Boswell vs. Green Bay on Nov. 26, 2017 and Dallas' Dan Bailey vs. Pittsburgh on Nov. 13, 2016 as the longest field goal conversion at the stadium since it opened in 2001.
- The 56-yard kick is the second-longest in team history and is the longest such kick since Nov. 8, 2020 at Dallas Cowboys (Chris Boswell, 59).

LONGEST FG IN FRANCHISE HISTORY

RANK	PLAYER (DATE, OPP.)	FG
1.	Chris Boswell (11/8/20 at Dallas)	59
2.	Chris Boswell (9/19/21 vs. Las Vegas)	56
3.	Gary Anderson (11/25/84 vs. San Diego)	55
	Kris Brown (10/14/01 at Kansas City)	55
5.	Chris Boswell (11/8/21 vs. Chicago)	54
	Gary Anderson (12/8/91 at Houston)	54
7.	Chris Boswell (11/26/17 vs. Green Bay)	53
	Gary Anderson (10/21/84 at Indianapolis)	53
	Jeff Reed (11/8/10 at Cincinnati)	53
	Jeff Reed (9/21/08 at Philadelphia)	53
	Shaun Suisham (11/9/14 at N.Y. Jets)	53

LONGEST FG IN HEINZ FIELD HISTORY

RANK	PLAYER. TEAM (DATE. OPP.)	FG
1.	Chris Boswell, Pittsburgh (9/19/21 vs. Las Vegas)	56
2.	Chris Boswell, Pittsburgh (11/8/21 vs. Chicago)	54
3.	Chris Boswell, Pittsburgh (11/26/17 vs. Green Bay)	53
	Dan Bailey, Dallas (11/13/16 at Pittsburgh)	53
5.	Chris Boswell, Pittsburgh (11/8/21 vs. Chicago)	52
	Chris Boswell, Pittsburgh (10/17/21 vs. Seattle)	52
	Chris Boswell, Pittsburgh (12/10/17 vs. Baltimore)	52
	Jeff Reed, Pittsburgh (9/12/10 vs. Atlanta)	52
	Justin Tucker, Baltimore (10/1/15 at Pittsburgh)	52
10.	Chris Boswell, Pittsburgh (10/18/15 vs. Arizona)	51
	Chris Boswell, Pittsburgh (11/3/19 vs. Indianapolis)	51
	Chris Boswell, Pittsburgh (12/17/17 vs. New England)	51
	Chris Boswell, Pittsburgh (12/6/15 vs. Indianapolis)	51
	Billy Cundiff, Baltimore (11/6/11 at Pittsburgh)	51
	Phil Dawson, Cleveland (12/30/12 at Pittsburgh)	51
	Zane Gonzalez, Cleveland (12/31/17 at Pittsburgh)	51
	Nick Novak, San Diego (12/9/12 at Pittsburgh)	51

- No kicker made a field goal of at least 50 yards in the first nine seasons of Heinz Field (2001-09). In fact, prior to Boswell joining the Steelers in 2015, Heinz Field witnessed just four field goals of at least 50 yards.
- Boswell has 11 field goals of at least 50 yards at Heinz Field in his career.
- Boswell converted four field goals from 50 yards or further in 2017 – the most by a Steelers kicker in a single season.
- Boswell has made 14-of-17 field goal attempts in his NFL career from 50 yards or further, including a franchise-best 59-yard try in Week 9 of 2020 at AT&T Stadium against Dallas and a Heinz Field-best 56-yard try in Week 2 vs. Las Vegas.
- Boswell’s 59-yard field goal in Week 9 at Dallas in 2020 was the longest field goal in franchise history. The previous mark was 55 yards by both Kris Brown (10/14/01 at Kansas City) and Gary Anderson (11/25/84 vs. San Diego).
- Boswell’s 14 field goals made from 50-plus yards are the most in Steelers history (Gary Anderson and Jeff Reed shared the previous franchise record with eight).

HIGHEST 50+ YARD FG PERCENTAGE SINCE 2000 (MIN. 15 50+ FGA)

RANK	PLAYER	FG-FGA	PCT.
1.	Jeff Wilkins	20-24	83.3
2.	Chris Boswell	14-17	82.4
3.	Jason Sanders	14-18	77.8
4.	Stephen Gostkowski	32-43	74.4
5.	Matt Prater	62-84	73.8



STEELERS-BEARS LIONS HISTORY

- Sunday's game will mark the 37th all-time meeting (36th in the regular season) between the Steelers and Lions.
- The Steelers own a one-game advantage in the overall series (18-17-1).
- The two teams have met once in the postseason.
- Pittsburgh won the last meeting in the series: Oct. 29, 2017 (20-15 in Detroit).
- 

INSIDE THE SERIES

CATEGORY	RECORD
Series History	Started in 1934
Overall	Steelers lead, 18-17-1
In Pittsburgh	Steelers lead, 12-3-1
At Detroit	Lions lead, 13-6
Neutral	Lions lead, 1-0
Regular Season	Steelers lead, 18-16-1
In Pittsburgh	Steelers lead, 12-3-1
At Detroit	Lions lead, 13-6
Neutral	n/a
Streak	Steelers won previous five meetings
Last Regular-Season Game	W, 20-15 (Oct. 29, 2017 in Detroit)
Last Postseason Game	L, 17-10 (Jan. 6, 1963 in Miami)

2021 STATS COMPARISON

	STEELERS	LIONS
Total Games	8	8
Total Drives	89	82
Total Drives per Game	11.1	10.3
First downs	153	166
Rushing 1st downs	40	46
Passing 1st downs	96	103
1st downs from penalties	17	17
3rd down eff. (Made-Att-Pct)	44-110-40%	34-99-34%
4th down eff. (Made-Att-Pct)	4-11-36%	8-21-38%
Total Net Yards	2,593	2,569
Avg. Yards per Game	324.1	321.1
Total Plays	513	516
Yards per play	5.1	5.0
Net Yards Rushing	707	745
Rush Attempts	195	183
Yards per rush	3.63	4.07
Net Yards Passing	1886	1824
Sacks-Yards lost	18-100	23-188
Gross Yards	1986	2012
Comp-Att-Pct	196-300-65%	207-310-67%
Yards per pass	6.29	5.88
Interceptions thrown	4	6
Punts (Num-Yds)	34-1494	28-1411
Punts blocked	0	0
Net Punting Avg Yds	38.6	45.4
Gross Punting Avg Yds	43.9	50.4

	STEELERS	LIONS
Total Return Yds (no Kickoffs)	155	118
Punt Returns (Num-Yds)	16-140	11-100
Kickoff Returns (Num-Yds)	17-405	19-445
Int. Returns (Num-Yds)	3-15	4-18
Penalties-Yards	51-374	53-418
Turnovers	8	11
Fumbles lost	4	5
Interceptions thrown	4	6
Total Net Yards	2,593	2,569
Touchdowns	17	14
Rushing	6	6
Passing	10	8
Interceptions	0	0
Kickoff Returns	0	0
Fumble Returns	0	0
Punt Returns	0	0
Defensive/Special Teams TDs	1	0
Extra Points (Made-Att)	14-17	13-14
Kicking (Made-Att)	14-15	9-9
2Pt Conversions (Made-Att)	0-2	4-5
Safeties	0	0
Kickoffs (Num-EZ-TB)	40-25-17	33-14-11
Field Goals (Made-Att)	15-16	11-13
FGs Blocked - PATs Blocked	0-0	0-0
Goal to Go (Made-Att-Pct)	10-12-83%	11-14-79%
Red Zone (Made-Att-Pct)	13-21-62%	11-22-50%

ALL-TIME SERIES RESULTS				
Steelers lead series, 18-17-1 (H: 12-3-1, A: 6-13)				
Date	Site	Week	Game	Result
1934-11-04	A	9	10	L, 40-7
1936-11-08	A	9	10	L, 28-3
1937-10-10	A	6	5	L, 7-3
1938-09-09	A	1	1	L, 16-7
1940-09-22	A	3	3	W, 10-7
1942-11-08	A	9	8	W, 35-7
1943-11-21	H	-	-	W, 35-34
1944-11-5	H	-	-	L, 27-6
1944-11-12	A	-	-	L, 21-7
1946-11-10	A	8	8	L, 17-7
1947-09-21	H	1	1	W, 17-10
1948-11-21	A	10	9	L, 17-14
1949-10-08	H	3	3	W, 14-7
1950-09-24	A	2	2	L, 10-7
1952-11-09	H	7	7	L, 31-6
1953-09-27	A	1	1	L, 38-21
1955-11-13	H	8	8	L, 31-28
1956-12-09	A	11	11	L, 45-7
1959-11-08	H	7	7	T, 10-10
1962-09-16	A	1	1	L, 45-7
1963-1-6	N	-	-	L, 17-10
1966-09-18	H	2	2	W, 17-3
1967-12-03	A	12	12	W, 24-14
1969-09-21	H	1	1	W, 16-13
1973-09-16	H	1	1	W, 24-10
1983-11-24	A	13	13	L, 45-3
1986-12-07	H	14	14	W, 27-17
1989-10-01	A	4	4	W, 23-3
1992-11-15	H	11	10	W, 17-14
1995-09-03	H	1	1	W, 23-20
1998-11-26	A	13	12	L, 19-16
2001-12-23	H	15	14	W, 47-14
2006-01-01	H	17	16	W, 35-21
2009-10-11	A	5	5	W, 28-20
2013-11-17	H	11	10	W, 37-27
2017-10-29	A	8	8	W, 20-15



20

**2017 WEEK 8**  
**Pittsburgh Steelers 20, Detroit Lions 15**  
 64,983 🏈 Ford Field 🏈 Detroit 🏈 Oct 29, 2017



15

Pittsburgh Steelers .....	3	7	10	0	—	20
Detroit Lions .....	3	9	0	3	—	15

**SCORING DRIVES**

TEAM	QTR	TIME	SCORING PLAY	PIT	DET
Steelers	1	12:12	C.Boswell 34 yd. Field Goal (7:59, 2:48)	3	0
Lions	1	07:50	M.Prater 48 yd. Field Goal (8:45, 4:22)	3	3
Lions	2	09:11	M.Prater 37 yd. Field Goal (8:39, 3:33)	3	6
Steelers	2	04:10	L.Bell 5 yd. run (C.Boswell kick) (9:75, 5:01)	10	6
Lions	2	02:14	M.Prater 51 yd. Field Goal (6:42, 1:56)	10	9
Lions	2	00:13	M.Prater 34 yd. Field Goal (8:63, 0:43)	10	12
Steelers	3	09:21	C.Boswell 38 yd. Field Goal (9:28, 4:08)	13	12
Steelers	3	03:01	J.Smith-Schuster 97 yd. pass from B.Roethlisberger (C.Boswell kick) (3:98, 1:24)	20	12
Lions	4	12:54	M.Prater 19 yd. Field Goal (10:74, 5:07)	20	15

**PITTSBURGH STEELERS**

PASSING	ATT	CP	YDS	SK/YD	TD	LG	INT	RTG
Ben Roethlisberger	31	17	317	0/0	1	97T	1	87.7
<b>TOTAL</b>	<b>31</b>	<b>17</b>	<b>317</b>	<b>0/0</b>	<b>1</b>	<b>97T</b>	<b>1</b>	<b>87.7</b>

RUSHING	ATT	YDS	AVG	LG	TD
Le'Veon Bell	25	76	3.0	8	1
James Conner	1	1	1.0	1	0
Ben Roethlisberger	3	-2	-0.7	0	0
<b>TOTAL</b>	<b>29</b>	<b>75</b>	<b>2.6</b>	<b>8</b>	<b>1</b>

RECEIVING	NO	YDS	AVG	LG	TD
JuJu Smith-Schuster	7	193	27.6	97T	1
Antonio Brown	5	70	14.0	40	0
Jesse James	2	42	21.0	32	0
Le'Veon Bell	2	5	2.5	3	0
Justin Hunter	1	7	7.0	7	0
<b>TOTAL</b>	<b>17</b>	<b>317</b>	<b>18.6</b>	<b>97T</b>	<b>1</b>

TOP DEFENSE	TOT	SOLO	AST	SCK	YDS	INT
Artie Burns	9	8	1	0.0	0.0	0
Vince Williams	8	4	4	0.0	0.0	0
Ryan Shazier	7	6	1	0.0	0.0	0

FIELD GOALS	FGM/FGA	PERCENT	RESULTS
Chris Boswell	2-2	100.0	(34, 38)
<b>TOTAL</b>	<b>2-2</b>	<b>100.0</b>	

**DETROIT LIONS**

PASSING	ATT	CP	YDS	SK/YD	TD	LG	INT	RTG
Matthew Stafford	45	27	423	2/12	0	44	0	91.2
<b>TOTAL</b>	<b>45</b>	<b>27</b>	<b>423</b>	<b>2/12</b>	<b>0</b>	<b>44</b>	<b>0</b>	<b>91.3</b>

RUSHING	ATT	YDS	AVG	LG	TD
Ameer Abdullah	11	27	2.5	8	0
Theo Riddick	4	21	5.3	10	0
Dwayne Washington	6	12	2.0	4	0
Matthew Stafford	1	11	11.0	11	0
<b>TOTAL</b>	<b>22</b>	<b>71</b>	<b>3.2</b>	<b>11</b>	<b>0</b>

RECEIVING	NO	YDS	AVG	LG	TD
Golden Tate	7	86	12.3	34	0
Marvin Jones Jr.	6	128	21.3	43	0
TJ Jones	4	88	22.0	34	0
Ameer Abdullah	3	11	3.7	8	0
Eric Ebron	2	58	29.0	44	0
Theo Riddick	2	24	12.0	23	0
Darren Fells	1	12	12.0	12	0
Jamal Agnew	1	12	12.0	12	0
Dwayne Washington	1	4	4.0	4	0
<b>TOTAL</b>	<b>27</b>	<b>423</b>	<b>15.7</b>	<b>44</b>	<b>0</b>

TOP DEFENSE	TOT	SOLO	AST	SCK	YDS	INT
Tavon Wilson	11	6	5	0.0	0.0	0
Jalen Reeves-Maybin	5	4	1	0.0	0.0	0
Nevin Lawson	5	5	0	0.0	0.0	0

FIELD GOALS	FGM/FGA	PERCENT	RESULTS
Matt Prater	5-5	100.0	(48, 37, 51, 34, 19)
<b>TOTAL</b>	<b>5-5</b>	<b>100.0</b>	

**TEAM STATISTICS**

**STEELERS**

**LIONS**

First Downs	17	21
3rd-Down Eff. (Made/Att/Pct)	7/14/50%	2/12/17%
4th-Down Eff. (Made/Att/Pct)	0/0/0%	0/2/0%
Total Net Yards	392	482
Total Plays	60	69
Yards Per Play	6.5	7.0
Rushes/Net Yards	29/75	22/71
Net Passing	317	411
Pass Attempts/Completions	31/17	45/27
Had Intercepted	1	0
Sacked/Yards Lost	0/0	2/12
Punts/Average	4/47.0	3/39.7
Penalties/Yards	5/37	6/57
Fumbles/Lost	1/1	1/1
Possession Time	28:23	31:37

AMERICAN FOOTBALL CONFERENCE												
EAST DIVISION												
TEAM	W	L	T	PCT	PF	PA	NET PTS	HOME	AWAY	CONF	DIV	STREAK
Buffalo Bills	5	3	0	.625	235	118	117	3-1-0	2-2-0	4-3-0	2-0-0	Lost 1
New England Patriots	5	4	0	.556	230	170	60	1-4-0	4-0-0	4-1-0	2-1-0	Won 3
New York Jets	2	6	0	.250	144	251	-107	2-1-0	0-5-0	2-4-0	0-2-0	Lost 1
Miami Dolphins	2	7	0	.222	155	242	-87	1-3-0	1-4-0	2-5-0	1-2-0	Won 1
NORTH DIVISION												
TEAM	W	L	T	PCT	PF	PA	NET PTS	HOME	AWAY	CONF	DIV	STREAK
Baltimore Ravens	6	2	0	.750	221	195	26	4-1-0	2-1-0	4-2-0	0-1-0	Won 1
Pittsburgh Steelers	5	3	0	.625	161	169	-8	3-2-0	2-1-0	3-2-0	1-1-0	Won 4
Cleveland Browns	5	4	0	.556	224	196	28	3-2-0	2-2-0	3-3-0	1-1-0	Won 1
Cincinnati Bengals	5	4	0	.556	236	203	33	2-2-0	3-2-0	3-2-0	2-1-0	Lost 2
SOUTH DIVISION												
TEAM	W	L	T	PCT	PF	PA	NET PTS	HOME	AWAY	CONF	DIV	STREAK
Tennessee Titans	7	2	0	.778	255	211	44	3-1-0	4-1-0	5-1-0	3-0-0	Won 5
Indianapolis Colts	4	5	0	.444	245	213	32	2-3-0	2-2-0	3-3-0	1-2-0	Won 1
Jacksonville Jaguars	2	6	0	.250	132	209	-77	2-3-0	0-3-0	2-4-0	0-2-0	Won 1
Houston Texans	1	8	0	.111	128	258	-130	1-3-0	0-5-0	1-5-0	1-1-0	Lost 8
WEST DIVISION												
TEAM	W	L	T	PCT	PF	PA	NET PTS	HOME	AWAY	CONF	DIV	STREAK
Los Angeles Chargers	5	3	0	.625	199	201	-2	2-2-0	3-1-0	3-2-0	2-0-0	Won 1
Las Vegas Raiders	5	3	0	.625	196	189	7	3-1-0	2-2-0	4-1-0	1-1-0	Lost 1
Denver Broncos	5	4	0	.556	187	153	34	2-2-0	3-2-0	2-4-0	0-1-0	Won 2
Kansas City Chiefs	5	4	0	.556	221	227	-6	3-2-0	2-2-0	1-4-0	0-1-0	Won 2
NATIONAL FOOTBALL CONFERENCE												
EAST DIVISION												
TEAM	W	L	T	PCT	PF	PA	NET PTS	HOME	AWAY	CONF	DIV	STREAK
Dallas Cowboys	6	2	0	.750	241	192	49	3-1-0	3-1-0	4-1-0	2-0-0	Lost 1
New York Giants	3	6	0	.333	179	216	-37	2-3-0	1-3-0	2-4-0	0-2-0	Won 1
Philadelphia Eagles	3	6	0	.333	227	218	9	0-4-0	3-2-0	3-3-0	0-1-0	Lost 1
Washington Football Team	2	6	0	.250	156	227	-71	1-3-0	1-3-0	2-2-0	1-0-0	Lost 4
NORTH DIVISION												
TEAM	W	L	T	PCT	PF	PA	NET PTS	HOME	AWAY	CONF	DIV	STREAK
Green Bay Packers	7	2	0	.778	199	180	19	3-0-0	4-2-0	5-1-0	2-0-0	Lost 1
Minnesota Vikings	3	5	0	.375	194	191	3	2-2-0	1-3-0	3-2-0	1-0-0	Lost 2
Chicago Bears	3	6	0	.333	150	224	-74	2-2-0	1-4-0	1-4-0	1-1-0	Lost 4
Detroit Lions	0	8	0	.000	134	244	-110	0-4-0	0-4-0	0-6-0	0-3-0	Lost 8
SOUTH DIVISION												
TEAM	W	L	T	PCT	PF	PA	NET PTS	HOME	AWAY	CONF	DIV	STREAK
Tampa Bay Buccaneers	6	2	0	.750	260	183	77	4-0-0	2-2-0	4-2-0	1-1-0	Lost 1
New Orleans Saints	5	3	0	.625	201	155	46	2-2-0	3-1-0	4-3-0	1-2-0	Lost 1
Atlanta Falcons	4	4	0	.500	175	220	-45	1-3-0	3-1-0	2-4-0	1-2-0	Won 1
Carolina Panthers	4	5	0	.444	171	183	-12	2-3-0	2-2-0	2-4-0	2-0-0	Lost 1
WEST DIVISION												
TEAM	W	L	T	PCT	PF	PA	NET PTS	HOME	AWAY	CONF	DIV	STREAK
Arizona Cardinals	8	1	0	.889	277	155	122	3-1-0	5-0-0	4-1-0	3-0-0	Won 1
Los Angeles Rams	7	2	0	.778	261	196	65	3-2-0	4-0-0	5-1-0	1-1-0	Lost 1
Seattle Seahawks	3	5	0	.375	181	169	12	1-3-0	2-2-0	1-3-0	1-1-0	Won 1
San Francisco 49ers	3	5	0	.375	185	202	-17	0-4-0	3-1-0	3-4-0	0-3-0	Lost 1

## STEELERS 2021 REGULAR SEASON RECORD WHEN...

CATEGORY	2021 SEASON W-L	CATEGORY	2021 SEASON W-L
STEELERS AT HEINZ FIELD	3-2	IN SEPTEMBER	1-2
STEELERS ON THE ROAD	2-1	IN OCTOBER	3-1
STEELERS ON GRASS	4-3	IN NOVEMBER	1-0
STEELERS ON ARTIFICIAL TURF	1-0	IN DECEMBER	0-0
STEELERS IN DOMES	0-0	IN JANUARY	0-0
STEELERS IN RETRACTABLE ROOF STADIUMS	0-0		
STEELERS OUTDOORS	1-0	ON SUNDAY NIGHT	1-0
STEELERS INDOORS	0-0	ON THURSDAY NIGHT	0-0
HEINZ FIELD ROOF OPEN	0-0	ON MONDAY NIGHT	1-0
HEINZ FIELD ROOF CLOSED	0-0	ON SATURDAY	0-0
STEELERS SCORE FIRST	3-1	DAY GAMES	3-3
OPPONENT SCORES FIRST	2-2	KICKOFF AT 12:00 EST	0-0
STEELERS SCORE ON FIRST POSSESSION	2-1	KICKOFF AT 3:00/3:05/3:15/3:35 EST	0-0
STEELERS SCORE 20 OR MORE POINTS	4-0	NIGHT GAMES	2-0
STEELERS SCORE 19 OR LESS POINTS	1-3		
STEELERS ALLOW 20 OR MORE	2-3	VS. AFC NORTH OVERALL	1-1
STEELERS ALLOW 19 OR LESS POINTS	3-0	VS. AFC NORTH AT HOME	0-1
		VS. AFC NORTH ON THE ROAD	1-0
STEELERS LEAD AFTER 1ST QUARTER	2-1	VS. AFC	3-2
STEELERS TRAIL AFTER 1ST QUARTER	2-2	VS. AFC EAST	1-0
SCORE TIED AFTER 1ST QUARTER	1-0	VS. AFC SOUTH	0-0
STEELERS LEAD AT HALFTIME	3-0	VS. AFC WEST	1-1
STEELERS TRAIL AT HALFTIME	1-3		
SCORE TIED AT HALFTIME	1-0	VS. NFC	2-1
STEELERS LEAD AFTER 3RD QUARTER	3-0	VS. NFC EAST	0-0
STEELERS TRAIL AFTER 3RD QUARTER	2-3	VS. NFC SOUTH	0-0
SCORE TIED AFTER 3RD QUARTER	0-0	VS. NFC NORTH	1-1
GAME GOES TO OVERTIME	1-0	VS. NFC WEST	1-0
STEELERS HAVE + TURNOVER RATIO	3-0		
STEELERS HAVE - TURNOVER RATIO	0-3		
TURNOVER RATIO EVEN	2-0		
STEELERS HAVE 30:00+TOP	4-1		
STEELERS HAVE LESS THAN 30:00 TOP	1-2		
STEELERS HAVE 100-YARD RUSHER	1-0		
STEELERS HAVE 300 NET PASSING YARDS	0-0		
STEELERS HAVE 1 100-YARD RECEIVER	1-2		
STEELERS HAVE 2 100-YARD RECEIVERS	0-0		
STEELERS WIN COIN TOSS	3-0		
STEELERS LOSE COIN TOSS	2-3		

NO.	NAME	POS	HT	WT	DOB	EXP	COLLEGE	HOMETOWN	HOW ACQ
27	Allen, Marcus	LB	6-2	215	8/7/1996	2	Penn State	Silver Spring, MD	D5a '18
29	Ballage, Kalen	RB	6-2	231	12/22/1993	5	Arizona State	Falcon, Colo.	FA '20
72	Banner, Zach	OT	6-8	335	12/25/1993	5	USC	Lakewood, WA	FA '19
9	Boswell, Chris	K	6-2	185	3/16/1991	7	Rice	Fort Worth, TX	FA '15
96	Buggs, Isaiah	DE	6-3	295	8/24/1996	3	Alabama	Ruston, LA	D6b '19
55	Bush, Devin	LB	5-11	234	7/18/1998	3	Michigan	Pembroke Pines, FL	D1 '19
98	Charlton, Taco	DE	6-6	270	11/7/1994	5	Michigan	Pickerington, OH	FA '21
11	Claypool, Chase	WR	6-4	238	7/7/1998	2	Notre Dame	Abbotsford, British Columbia, Canada	D2 '20
69	Dotson, Kevin	OL	6-4	321	9/18/1996	2	Louisiana	Plaquemine, LA	D4b '20
85	Ebron, Eric	TE	6-4	253	4/10/1993	8	North Carolina	Newark, NJ	UFA '20
34	Edmunds, Terrell	S	6-1	217	1/20/1997	4	Virginia Tech	Danville, VA	D1 '18
67	Finney, B.J.	C/G	6-4	318	10/26/1991	6	Kansas State	Wichita, KS	UDFA '15
39	Fitzpatrick, Minkah	S	6-1	207	11/17/1996	4	Alabama	Old Bridge, NJ	TR '19 (MIA)
88	Freiermuth, Pat	TE	6-5	258	10/25/1998	8	Penn State	Merrimac, MA	D2 '21
81	Gentry, Zach	TE	6-8	265	9/10/1996	3	Michigan	Albuquerque, NM	D5 '19
54	Gilbert III, Ulysees	ILB	6-0	230	8/9/1997	3	Akron	Ocala, FL	D6c '19
53	Green, Kendrick	C	6-4	315	12/22/1998	8	Illinois	Peoria, IL	D3 '21
23	Haden, Joe	CB	5-11	195	4/14/1989	12	Florida	Fort Washington, MD	FA '17
71	Haeg, Joe	T	6-6	298	3/11/1993	6	North Dakota State	Lake Shore, MN	UFA '21
22	Harris, Najee	RB	6-1	232	3/9/1998	8	Alabama	Antioch, CA	D1 '21
6	Harvin III, Pressley	P	6-0	255	9/17/1995	8	Georgia Tech	Alcoul, SC	D7b '21
3	Haskins, Dwayne	QB	6-4	230	5/3/1997	3	Ohio State	Highland Park, NJ	FA '21
60	Hassaneau, J.C.	C	6-2	295	9/15/1995	2	Alabama	Woodbury, MN	FA '19
97	Heyward, Cameron	DT	6-5	295	5/6/1989	11	Ohio State	Pittsburgh, PA	D1 '11
56	Highsmith, Alex	LB	6-4	242	8/7/1997	2	Charlotte	Wilmington, NC	D3 '20
45	Johnson, Buddy	LB	6-2	240	2/27/1999	8	Texas A&M	Dallas, TX	D4b '21
18	Johnson, Dontae	WR	5-10	183	7/5/1996	3	Toledo	Ruskin, FL	D3a '19
28	Killebrew, Miles	S	6-2	222	5/10/1993	6	Southern Utah	Henderson, NV	D4 '16
46	Kuntz, Christian	LS	6-1	228	4/13/1994	1	Duquesne	Pittsburgh, PA	FA '20
31	Layne, Justin	CB	6-2	192	1/12/1998	3	Michigan State	Cleveland, OH	D3b '19
92	Loudermilk, Isaiahh	DE	6-7	240	10/10/1997	8	Wisconsin	Howard, KN	D5 '21
35	Maulet, Arthur	CB	5-10	190	7/13/1993	5	Memphis	New Orleans, LA	FA '21
14	McCloud, Ray-Ray	WR	5-9	190	10/15/1996	4	Clemson	Tampa, FL	FA '20
26	McFarland Jr., Anthony	RB	5-8	193	3/4/1999	2	Maryland	Hyattsville, MD	D4a '20
99	Mondeaux, Henry	DE	6-4	280	9/19/1995	2	Oregon	Portland, OR	FA '19
65	Moore Jr., Dan	OT	6-5	315	9/28/1998	8	Texas A&M	Beaumont, TX	D4a '21
21	Norwood, Tre	DB	6-0	194	4/19/1999	8	Oklahoma	Fort Smith, AR	D7a '21
76	Okorofor, Chukwuma	OL	6-6	320	8/8/1997	4	Western Michigan	Southfield, MI	D3b '18
22	Pierre, James	CB	6-2	185	9/16/1996	2	Florida Atlantic	Deerfield Beach, FL	UDFA '20
7	Roethlisberger, Ben	QB	6-5	240	3/2/1982	18	Miami (OH)	Findlay, OH	D1 '04
2	Rudolph, Mason	QB	6-5	235	6/17/1995	4	Oklahoma State	Rock Hill, SC	D3a '18
93	Schobert, Joe	LB	6-1	240	11/6/1993	6	Wisconsin	Waukeusa, Wis.	TR '21 (JAX)
24	Snell Jr., Benny	RB	5-10	224	2/26/1998	3	Kentucky	Columbus, OH	D4 '19
41	Spillane, Robert	LB	6-1	229	12/14/1995	3	Western Michigan	Oak Park, IL	FA '19
20	Sutton, Cameron	CB	5-11	188	2/27/1995	5	Tennessee	Jonesboro, GA	D3a '17
51	Turner, Trai	G	6-3	315	6/14/1993	8	Louisiana State	New Orleans, LA	FA '21
48	Tuszka, Derrek	OLB	6-5	246	7/11/1996	2	North Dakota State	Warner, S.D.	D7b '20
13	Washington, James	WR	5-11	213	4/2/1996	4	Oklahoma State	Stamford, TX	D2 '18
44	Watt, Derek	FB	6-2	234	11/7/1992	6	Wisconsin	Pewaukee, WI	UFA '20
90	Watt, T.J.	LB	6-4	252	10/11/1994	5	Wisconsin	Pewaukee, WI	D1 '17
15	White, Cody	WR	6-3	215	11/28/1998	1	Michigan State	Novi, MI	FA '20
25	Witherspoon, Ahkello	CB	6-2	195	3/21/1995	5	Colorado	Sacramento, CA	TR '21 (SEA)
95	Wormley, Chris	DL	6-5	300	10/25/1993	5	Michigan	Toledo, OH	TR '20 (BAL)

**Injured Reserve (6)**

94	Alualu, Tyson	DE	6-3	304	5/12/1987	11	California	Honolulu, HI	UFA '17
93	Christmas, Demarcus	DT	6-3	302	7/4/1995	1	Florida State	Sarasota, FL	FA '20
73	Davis, Carlos	DT	6-2	320	8/22/1996	2	Nebraska	Blue Springs, MO	D7 '20
5	Dobbs, Joshua	QB	6-3	210	1/26/1995	4	Tennessee	Alpharetta, GA	D4 '17
19	Smith-Schuster, JuJu	WR	6-1	215	11/22/1996	5	USC	Long Beach, CA	D2 '17
91	Tuitt, Stephon	DE	6-6	303	5/23/1993	8	Notre Dame	Miami, FL	D2 '14

**Practice Squad (16)**

61	Archibong, Daniel	DL	6-6	307	9/12/1997	8	Temple	Springfield, Pa.	FA '21
68	Davis, Khalil	DT	6-1	308	8/22/1996	2	Nebraska	Blue Springs, MO	W-21 (TB)
33	Edmunds, Trey	RB	6-2	223	12/30/1994	3	Maryland	Danville, VA	UDFA '18
74	Green, Chaz	T	6-5	318	4/8/1992	6	Florida	Tampa, FL	UFA '21
8	Joseph, Karl	S	5-10	200	9/8/1993	6	West Virginia	Orlando, Fla.	FA '21
4	Lambo, Josh	K	6-0	210	11/19/1990	7	Texas A&M	Lansing, Mich.	FA '17
77	Legue, John	T	6-7	310	4/17/1996	1	Tulane	Alexandria, LA	FA '20
62	Mack, Isaiah	DT	6-1	299	3/19/1996	3	UT Chattanooga	Tunnel Hill, Ga.	FA '21
17	Miller, Anthony	WR	5-11	199	10/9/1994	4	Memphis	Memphis, Tenn.	FA '21
64	Pridgeon, Malcolm	G	6-7	310	1/20/1995	8	Ohio State	Central Islip, N.Y.	FA '21
87	Rader, Kevin	TE	6-4	250	4/26/1995	1	Pittsburgh, PA	Pittsburgh, PA	FA '10
50	Scott, Delontae	LB	5-5	246	1/21/1997	1	SMU	Irving, Texas	FA '19
82	Sims, Steven	WR	5-10	176	3/31/1997	2	Kansas	Houston, TX	FA '21
40	Stephens, Linden	DB	6-0	193	3/21/1995	3	Cincinnati	Euclid, OH	FA '21
37	Stiner, Donovan	S	6-2	210	2/11/1999	8	Florida	Houston, TX	UDFA '21
50	Vaughns, Tyler	WR	6-2	184	6/1/1997	8	USC	Pasadena, CA	FA '21

**Practice Squad Injured (1)**

84	Bussey, Rico	WR	6-2	190	2/25/1998	8	Hawaii	Lawton, OK	UDFA '21
----	--------------	----	-----	-----	-----------	---	--------	------------	----------

**Reserve/Retired (1)**

98	Williams, Vince	LB	6-1	233	12/27/1989	9	Florida State	Davenport, FL	D6b '13
----	-----------------	----	-----	-----	------------	---	---------------	---------------	---------

**COACHING STAFF****HEAD COACH:** Mike Tomlin

**ASSISTANTS:** John Mitchell (Asst. Head Coach); Keith Butler (Defensive Coordinator); Matt Canada (Offensive Coordinator); Danny Smith (Special Teams Coordinator); Teryl Austin (Senior Defensive Assistant/Secondary); Graydon Brown (Secondary); Karl Dunbar (Defensive Line); Eddie Faulkner (Running Backs); Ike Hillard (Wide Receivers); Adrian Klemm (Offensive Line); Denzel Martin (Assistant Outside Linebackers); Chris Morgan (Assistant Offensive Line); Jerry Olsavsky (Inside Linebackers); Alfredo Roberts (Tight Ends); Blaine Stewart (Assistant Wide Receivers); Mike Sullivan (Quarterbacks); Matt Tomsho (Quality Control); Garrett Gionmont (Senior Conditioning Coordinator); Marcel Pastoor (Head Strength & Conditioning Coach); Rodan Delus (Strength & Conditioning Assistant)

NO.	NAME	POS	HT	WT	DOB	EXP	COLLEGE	HOMETOWN	HOW ACQ
2	Rudolph, Mason	QB	6-5	230	6/17/1995	4	Oklahoma State	Rock Hill, SC	D3a '18
3	Haskins, Dwayne	QB	6-4	230	5/31/1997	3	Ohio State	Highland Park, NJ	FA '21
6	Harvin III, Pressley	P	6-0	255	9/17/1998	R	Georgia Tech	Alcúzar, SC	DTb '21
7	Roethlisberger, Ben	QB	6-5	240	3/2/1982	18	Miami (OH)	Findlay, OH	D1 '04
9	Boswell, Chris	K	6-2	185	3/16/1991	7	Rice	Fort Worth, TX	FA '15
11	Claypool, Chase	WR	6-4	238	7/7/1998	2	Notre Dame	Abbotsford, British Columbia, Canada	D2 '20
13	Washington, James	WR	5-11	213	4/2/1996	4	Oklahoma State	Stamford, TX	D2 '18
14	McCloud, Ray-Ray	WR	5-9	190	10/15/1996	4	Clemson	Tampa, FL	FA '20
15	White, Cody	WR	6-3	215	11/28/1998	1	Michigan State	Novi, MI	FA '20
18	Johnson, Dontae	WR	5-10	183	7/5/1996	3	Toledo	Ruskin, FL	D3a '19
20	Sutton, Cameron	CB	5-11	188	2/27/1995	5	Tennessee	Jonesboro, GA	D3a '17
21	Norwood, Tre	DB	6-0	194	4/19/1999	R	Oklahoma	Fort Smith, AR	D7a '21
22	Harris, Najee	RB	6-1	232	3/9/1998	R	Alabama	Antioch, CA	D1 '21
23	Haden, Joe	CB	5-11	195	4/14/1989	12	Florida	Fort Washington, MD	FA '17
24	Snell Jr., Benny	RB	5-10	224	2/26/1998	3	Kentucky	Columbus, OH	D4 '19
25	Wilfreespoon, Ahkello	CB	6-2	195	3/21/1995	5	Colorado	Sacramento, CA	TR '21 (SEA)
26	McClendon Jr., Anthony	CB	5-8	193	3/4/1999	2	Maryland	Hyattsville, MD	D4a '20
27	Allen, Marcus	LB	6-2	215	8/7/1996	2	Penn State	Silver Spring, MD	D5a '18
28	Killebrew, Miles	S	6-2	222	5/10/1993	6	Southern Utah	Henderson, NV	D4 '16
29	Ballage, Kalen	RB	6-2	231	12/22/1995	4	Arizona State	Falcon, Colo.	FA '20
31	Layne, Justin	CB	6-2	192	1/12/1998	3	Michigan State	Cleveland, OH	D3b '19
34	Edmunds, Terrell	S	6-1	217	1/20/1991	9	Virginia Tech	Danville, VA	D1 '18
35	Maulet, Arthur	CB	5-10	190	7/13/1993	5	Memphis	New Orleans, LA	FA '21
39	Fitzpatrick, Minkah	S	6-1	207	11/17/1996	4	Alabama	Old Bridge, NJ	TR '19 (MIA)
41	Spillane, Robert	LB	6-1	229	12/14/1995	3	Western Michigan	Oak Park, IL	FA '19
42	Pierre, James	CB	6-2	185	9/16/1996	2	Florida Atlantic	Deerfield Beach, FL	UDFA '20
44	Watt, Derek	FB	6-2	234	11/7/1992	6	Wisconsin	Pewaukee, WI	UFA '20
45	Johnson, Buddy	LB	6-2	240	2/27/1999	R	Texas A&M	Dallas, TX	D4b '21
46	Kuntz, Christian	LB	6-1	228	4/13/1994	1	Duquesne	Pittsburgh, PA	D7b '20
47	Tuszka, Derek	OLB	6-5	246	3/21/1995	2	North Dakota State	Warner, S.D.	D7b '20
51	Turner, Trai	G	6-3	315	6/14/1993	8	Louisiana State	New Orleans, LA	FA '21
53	Green, Kendrick	C	6-4	315	12/22/1998	R	Illinois	Peoria, IL	D3 '21
54	Gilbert III, Ulysees	ILB	6-0	230	8/9/1997	3	Akron	Ocala, FL	D6c '19
55	Bush, Devin	LB	5-11	234	7/18/1998	3	Michigan	Pembroke Pines, FL	D1 '19
56	Highsmith, Alex	LB	6-4	242	8/7/1997	2	Charlotte	Wilmington, NC	D3 '20
60	Hassenaue, J.C.	C	6-2	295	9/15/1995	2	Alabama	Woodbury, MN	FA '19
65	Moore Jr., Dan	OT	6-5	315	9/28/1998	R	Texas A&M	Beaumont, TX	D4a '21
67	Finney, B.J.	C/G	6-4	318	10/26/1991	6	Kansas State	Wichita, KS	UDFA '15
69	Dotson, Kevin	OL	6-4	321	9/18/1996	2	Louisiana	Plaquemine, LA	D4b '20
71	Haeg, Joe	T	6-6	298	3/1/1993	6	North Dakota State	Lake Shore, MN	UFA '21
72	Banner, Zach	OT	6-8	335	12/25/1993	5	USC	Lakewood, WA	FA '19
76	Okoroafor, Chukwuma	ILB	6-6	320	8/8/1997	4	Western Michigan	Southfield, MI	D3b '18
81	Gentry, Zach	TE	6-8	265	9/10/1995	3	Michigan	Albuquerque, NM	D5 '19
85	Ebron, Eric	TE	6-4	253	4/10/1993	8	North Carolina	Newark, NJ	UFA '20
88	Freiermuth, Pat	TE	6-5	258	10/25/1998	R	Penn State	Merrimac, MA	D2 '21
90	Watt, T.J.	LB	6-4	252	10/11/1994	5	Wisconsin	Pewaukee, WI	D1 '17
92	Loudermilk, Isaiahh	DE	6-7	240	10/10/1997	R	Wisconsin	Howard, KN	D5 '21
93	Schobert, Joe	LB	6-1	240	11/6/1993	6	Wisconsin	Waukesha, Wis.	TR '21 (JAX)
95	Wormley, Chris	DL	6-5	300	10/25/1993	5	Michigan	Toledo, OH	TR '20 (BAL)
96	Buggs, Isaiah	DE	6-3	295	8/24/1996	3	Alabama	Ruston, LA	D6b '19
97	Heyward, Cameron	DT	6-5	295	5/6/1989	11	Ohio State	Pittsburgh, PA	D1 '11
98	Charlton, Taco	DE	6-6	270	11/7/1994	5	Michigan	Pickerington, OH	FA '21
99	Mondeaux, Henry	DE	6-4	280	9/19/1995	2	Oregon	Portland, OR	FA '19

### Practice Squad (16)

4	Lambo, Josh	K	6-0	210	11/19/1990	7	Texas A&M	Lansing, Mich.	FA '17
8	Joseph, Karl	S	5-10	200	9/8/1993	6	West Virginia	Orlando, Fla.	FA '21
17	Miller, Anthony	WR	5-11	199	10/9/1994	4	Memphis	Memphis, Tenn.	FA '21
33	Edmunds, Trey	RB	6-2	223	12/30/1994	3	Maryland	Danville, VA	UDFA '18
37	Stiner, Donovan	S	6-2	210	2/11/1999	3	Florida	Houston, TX	UDFA '21
40	Stephens, Linden	DB	6-0	193	3/21/1995	R	Cincinnati	Euclid, OH	FA '21
50	Scott, Delontae	LB	6-5	246	1/21/1997	1	SMU	Irvine, Texas	FA '20
50	Vaughns, Tyler	WR	6-2	184	6/1/1997	R	USC	Pasadena, CA	FA '21
61	Archibong, Daniel	DL	6-6	307	9/12/1997	R	Temple	Springfield, Pa.	FA '21
62	Mack, Isaiah	DT	6-1	299	3/19/1996	3	UT Chattanooga	Tunnel Hill, Ga.	FA '21
64	Pridgeon, Malcolm	G	6-7	310	1/20/1995	R	Ohio State	Central Islip, N.Y.	FA '21
68	Davis, Khalil	DT	6-1	308	8/22/1996	2	Nebraska	Blue Springs, MO	W-21 (TB)
74	Green, Chaz	T	6-5	318	4/8/1992	6	Florida	Tampa, FL	UFA '21
77	Legue, John	T	6-7	310	4/17/1996	1	Tulane	Alexandria, LA	FA '20
82	Sims, Steven	WR	5-10	176	3/31/1997	2	Kansas	Houston, TX	FA '21
87	Rader, Kevin	TE	6-4	250	4/26/1995	1	Youngstown State	Pittsburgh, PA	FA '19

### Injured Reserve (6)

5	Dobbs, Joshua	QB	6-3	210	1/26/1995	4	Tennessee	Alpharetta, GA	D4 '17
19	Smith-Schuster, JuJu	WR	6-1	215	11/22/1996	5	USC	Long Beach, CA	D2 '17
73	Davis, Carlos	DT	6-2	320	8/22/1996	2	Nebraska	Blue Springs, MO	D7 '20
91	Tuitt, Stephon	DE	6-6	303	5/23/1993	8	Notre Dame	Miami, FL	D2 '14
93	Christmas, Demarcus	DT	6-3	302	7/4/1995	1	Florida State	Sarasota, FL	FA '20
94	Alualu, Tyson	DE	6-3	304	5/12/1987	11	California	Honolulu, HI	UFA '17

### Practice Squad Injured (1)

84	Bussey, Rico	WR	6-2	190	2/25/1998	R	Hawaii	Lawton, OK	UDFA '21
----	--------------	----	-----	-----	-----------	---	--------	------------	----------

### Reserve/Retired (1)

98	Williams, Vince	LB	6-1	233	12/27/1989	9	Florida State	Davenport, FL	D6b '13
----	-----------------	----	-----	-----	------------	---	---------------	---------------	---------

### COACHING STAFF

**HEAD COACH:** Mike Tomlin  
**ASSISTANTS:** John Mitchell (Asst. Head Coach); Keith Butler (Defensive Coordinator); Matt Canada (Offensive Coordinator); Danny Smith (Special Teams Coordinator); Teryl Austin (Senior Defensive Assistant/Secondary); Grady Brown (Secondary); Karl Dunbar (Defensive Line); Eddie Faulkner (Running Backs); Ike Hillard (Wide Receivers); Adrian Klemm (Offensive Line); Denzel Martin (Assistant Outside Linebackers); Chris Morgan (Assistant Offensive Line); Jerry Olsavsky (Inside Linebackers); Alfredo Roberts (Tight Ends); Blaine Stewart (Assistant Wide Receivers); Mike Sullivan (Quarterbacks); Matt Tomsho (Quality Control); Garrett Gieomert (Senior Conditioning Coordinator); Marcel Pastorio (Head Strength & Conditioning Coach); Rodan Delus (Strength & Conditioning Assistant)



## QUARTERBACKS (3)

2 Mason Rudolph .....	QB	3 Dwayne Haskins .....	QB
7 Ben Roethlisberger .....	QB		

## RUNNING BACKS (5)

22 Najee Harris .....	RB	24 Benny Snell Jr. ....	RB
26 Anthony McFarland Jr. ....	RB	29 Kalen Ballage .....	RB
44 Derek Watt .....	FB		

## WIDE RECEIVERS (5)

11 Chase Claypool .....	WR	13 James Washington .....	WR
14 Ray-Ray McCloud .....	WR	15 Cody White .....	WR
18 Diontae Johnson .....	WR		

## TIGHT ENDS (3)

81 Zach Gentry .....	TE	85 Eric Ebron .....	TE
88 Pat Freiermuth .....	TE		

## OFFENSIVE LINE (9)

51 Trai Turner .....	G	53 Kendrick Green .....	C
60 J.C. Hassenauer .....	C	65 Dan Moore Jr. ....	OT
67 B.J. Finney .....	C/G	69 Kevin Dotson .....	OL
71 Joe Haeg .....	T	72 Zach Banner .....	OT
76 Chukwuma Okorafor .....	OL		

## LINEBACKERS (9)

27 Marcus Allen .....	LB	41 Robert Spillane .....	LB
45 Buddy Johnson .....	LB	48 Derrek Tuszka .....	OLB
54 Ulysees Gilbert III .....	ILB	55 Devin Bush .....	LB
56 Alex Highsmith .....	LB	90 T.J. Watt .....	LB
93 Joe Schobert .....	LB		

## DEFENSIVE BACKS (10)

20 Cameron Sutton .....	CB	21 Tre Norwood .....	DB
23 Joe Haden .....	CB	25 Ahkello Witherspoon .....	CB
28 Miles Killebrew .....	S	31 Justin Layne .....	CB
34 Terrell Edmunds .....	S	35 Arthur Maulet .....	CB
39 Minkah Fitzpatrick .....	S	42 James Pierre .....	CB

## DEFENSIVE LINE (6)

92 Isaiahh Loudermilk .....	DE	95 Chris Wormley .....	DL
96 Isaiah Buggs .....	DE	97 Cameron Heyward .....	DT
98 Taco Charlton .....	DE	99 Henry Mondeaux .....	DE

## SPECIALISTS (3)

6 Pressley Harvin III .....	P	9 Chris Boswell .....	K
46 Christian Kuntz .....	LS		

## 2021 PITTSBURGH STEELERS EXPERIENCE (AS OF NOVEMBER 14, 2021)

NO	NAME	POS	HT	WT	DOB	AGE	EXP	COLLEGE	HOMETOWN	HOW ACQ	GP	GS	DPN	INA
EIGHTEENTH SEASON (1)														
7	Ben Roethlisberger	QB	6-5	240	03/02/82	39	18	Miami (OH)	Findlay, OH	D1 '04	8	8	0	0
TWELFTH SEASON (1)														
23	Joe Haden	CB	5-11	195	04/14/89	32	12	Florida	Fort Washington, MD	FA '17	7	7	0	1
ELEVENTH SEASON (1)														
97	Cameron Heyward	DT	6-5	295	05/06/89	32	11	Ohio State	Pittsburgh, PA	D1 '11	8	8	0	0
EIGHTH SEASON (2)														
85	Eric Ebron	TE	6-4	253	04/10/93	28	8	North Carolina	Newark, NJ	UFA '20	6	2	0	2
51	Trai Turner	G	6-3	315	06/14/93	28	8	Louisiana State	New Orleans, LA	FA '21	8	8	0	0
SEVENTH SEASON (1)														
9	Chris Boswell	K	6-2	185	03/16/91	30	7	Rice	Fort Worth, TX	FA '15	8	0	0	0
SIXTH SEASON (5)														
67	B.J. Finney	C/G	6-4	318	10/26/91	30	6	Kansas State	Wichita, KS	UDFA '15	4	0	4	0
44	Derek Watt	FB	6-2	234	11/07/92	29	6	Wisconsin	Pewaukee, WI	UFA '20	8	2	0	0
71	Joe Haeg	T	6-6	298	03/11/93	28	6	North Dakota State	Lake Shore, MN	UFA '21	6	1	2	0
93	Joe Schobert	LB	6-1	240	11/06/93	28	6	Wisconsin	Waukesha, Wis.	TR '21 (JAX)	8	8	0	0
28	Miles Killebrew	S	6-2	222	05/10/93	28	6	Southern Utah	Henderson, NV	D4 '16	8	0	0	0
FIFTH SEASON (7)														
25	Ahkello Witherspoon	CB	6-2	195	03/21/95	26	5	Colorado	Sacramento, CA	TR '21 (SEA)	1	0	0	7
35	Arthur Maulet	CB	5-10	190	07/13/93	28	5	Memphis	New Orleans, LA	FA '21	8	1	0	0
20	Cameron Sutton	CB	5-11	188	02/27/95	26	5	Tennessee	Jonesboro, GA	D3a '17	7	7	0	1
93	Chris Wormley	DL	6-5	300	10/25/93	28	5	Michigan	Toledo, OH	TR '20 (BAL)	8	7	0	0
90	T.J. Watt	LB	6-4	252	10/11/94	27	5	Wisconsin	Pewaukee, WI	D1 '17	7	7	0	1
98	Taco Charlton	DE	6-6	270	11/07/94	27	5	Michigan	Pickerington, OH	FA '21	0	0	0	0
72	Zach Banner	OT	6-8	335	12/25/93	27	5	USC	Lakewood, WA	FA '19	0	0	0	3
FOURTH SEASON (7)														
76	Chukwuma Okorafor	OL	6-6	320	08/08/97	24	4	Western Michigan	Southfield, MI	D3b '18	7	7	0	1
13	James Washington	WR	5-11	213	04/02/96	25	4	Oklahoma State	Stamford, TX	D2 '18	7	1	0	1
29	Kalen Ballage	RB	6-2	231	12/22/95	25	4	Arizona State	Falcon, Colo.	FA '20	8	0	0	0
2	Mason Rudolph	QB	6-5	235	06/17/95	26	4	Oklahoma State	Rock Hill, SC	D3a '18	0	0	8	0
39	Minkah Fitzpatrick	S	6-1	207	11/17/96	24	4	Alabama	Old Bridge, NJ	TR '19 (MIA)	8	8	0	0
14	Ray-Ray McCloud	WR	5-9	190	10/15/96	25	4	Clemson	Tampa, FL	FA '20	8	1	0	0
34	Terrell Edmunds	S	6-1	217	01/20/97	24	4	Virginia Tech	Danville, VA	D1 '18	8	8	0	0
THIRD SEASON (9)														
24	Benny Snell Jr.	RB	5-10	224	02/26/98	23	3	Kentucky	Columbus, OH	D4 '19	8	0	0	0
55	Devin Bush	LB	5-11	234	07/18/98	23	3	Michigan	Pembroke Pines, FL	D1 '19	7	7	0	1
18	Diontae Johnson	WR	5-10	183	07/05/96	25	3	Toledo	Ruskin, FL	D3a '19	7	6	0	1
3	Dwayne Haskins	QB	6-4	230	05/03/97	24	3	Ohio State	Highland Park, NJ	FA '21	0	0	0	8
96	Isaiah Buggs	DE	6-3	295	08/24/96	25	3	Alabama	Ruston, LA	D6b '19	8	5	0	0
31	Justin Layne	CB	6-2	192	01/12/98	23	3	Michigan State	Cleveland, OH	D3b '19	8	0	0	0
41	Robert Spillane	LB	6-1	229	12/14/95	25	3	Western Michigan	Oak Park, IL	FA '19	7	1	0	1
54	Ulysees Gilbert III	ILB	6-0	230	08/09/97	24	3	Akron	Ocala, FL	D6c '19	8	0	0	0
81	Zach Gentry	TE	6-8	265	09/10/96	25	3	Michigan	Albuquerque, NM	D5 '19	8	5	0	0
SECOND SEASON (9)														
56	Alex Highsmith	LB	6-4	242	08/07/97	24	2	Charlotte	Wilmington, NC	D3 '20	7	7	0	1
26	Anthony McFarland Jr.	RB	5-8	193	03/04/99	22	2	Maryland	Hyattsville, MD	D4a '20	1	0	0	1
11	Chase Claypool	WR	6-4	238	07/07/98	23	2	Notre Dame	Abbotsford, British Columbia, Canada	D2 '20	7	6	0	1
48	Derrek Tuszka	OLB	6-5	246	07/11/96	25	2	North Dakota State	Warner, S.D.	D7b '20	6	0	0	0
99	Henry Mondeaux	DE	6-4	280	09/19/95	26	2	Oregon	Portland, OR	FA '19	6	0	0	0
60	J.C. Hassenauer	C	6-2	295	09/15/95	26	2	Alabama	Woodbury, MN	FA '19	8	0	0	0
42	James Pierre	CB	6-2	185	09/16/96	25	2	Florida Atlantic	Deerfield Beach, FL	UDFA '20	8	2	0	0
69	Kevin Dotson	OL	6-4	321	09/18/96	25	2	Louisiana	Plaquemine, LA	D4b '20	8	8	0	0
27	Marcus Allen	LB	6-2	215	08/07/96	25	2	Penn State	Silver Spring, MD	D5a '18	8	0	0	0
FIRST SEASON (2)														
46	Christian Kuntz	LS	6-1	228	04/13/94	27	1	Duquesne	Pittsburgh, PA	FA '20	8	0	0	0
15	Cody White	WR	6-3	215	11/28/98	22	1	Michigan State	Novi, MI	FA '20	6	0	0	0
ROOKIE (8)														
45	Buddy Johnson	LB	6-2	240	02/27/99	22	R	Texas A&M	Dallas, TX	D4b '21	2	0	1	5
65	Dan Moore Jr.	OT	6-5	315	09/28/98	23	R	Texas A&M	Beaumont, TX	D4a '21	8	8	0	0
92	Isaiah L. Loudermilk	DE	6-7	240	10/10/97	24	R	Wisconsin	Howard, KN	D5 '21	7	0	0	1
53	Kendrick Green	C	6-4	315	12/22/98	22	R	Illinois	Peoria, IL	D3 '21	8	8	0	0
22	Najee Harris	RB	6-1	232	03/09/98	23	R	Alabama	Antioch, CA	D1 '21	8	8	0	0
88	Pat Freiermuth	TE	6-5	258	10/25/98	23	R	Penn State	Merrimac, MA	D2 '21	8	4	0	0
6	Pressley Harvin III	P	6-0	255	09/17/98	23	R	Georgia Tech	Alcolu, SC	D7b '21	8	0	0	0
21	Tre Norwood	DB	6-0	194	04/19/99	22	R	Oklahoma	Fort Smith, AR	D7a '21	8	1	0	0

YEAR	DRAFTTEES (27)	FREE AGENTS (14)	COLLEGE FREE AGENTS (2)	TRADES/WAIVERS (3)
2021	RB Najee Harris (1) TE Pat Freiermuth (2) C Kendrick Green (3) OT Dan Moore Jr. (4a) LB Buddy Johnson (4b) DE Isaiahh Loudermilk (5) DB Tre Norwood (7a) P Pressley Harvin III (7b)	RB Kalen Ballage (FA '20) T Joe Haeg (UFA '21) QB Dwayne Haskins (FA '21) CB Arthur Maulet (FA '21) G Trai Turner (FA '21)		LB Joe Schobert (TR '21 JAX)
2020	WR Chase Claypool (2) LB Alex Highsmith (3) OL Kevin Dotson (4)	TE Eric Ebron (UFA '20) LS Christian Kuntz (FA '20) WR Ray-Ray McCloud (FA '20) FB Derek Watt (UFA '20) WR Cody White (FA '20)	CB James Pierre (UDFA '20)	DL Chris Wormley (TR '20 BAL)
2019	LB Devin Bush (1) WR Diontae Johnson (3) CB Justin Layne (3) RB Benny Snell Jr. (4) TE Zach Gentry (5) DE Isaiah Buggs (6) ILB Ulysees Gilbert III (6)	OT Zach Banner (FA '19) C J.C. Hassenauer (FA '19) DE Henry Mondeaux (FA '19) LB Robert Spillane (FA '19)		S Minkah Fitzpatrick (TR '19 MIA)
2018	S Terrell Edmunds (1) OL Chukwuma Okorafor (3) QB Mason Rudolph (3) LB Marcus Allen (5)			
2017	LB T.J. Watt (1) CB Cameron Sutton (3)			
2016	S Miles Killebrew (4)			
2015			C/G B.J. Finney (UDFA '15)	
2011	DT Cameron Heyward (1)			
2004	QB Ben Roethlisberger (1)			

(As of November 9, 2021)

## OFFENSE

<b>WR</b>	13 James Washington	14 Ray-Ray McCloud	
<b>WR</b>	18 Diontae Johnson	15 Cody White	
<b>WR</b>	11 Chase Claypool	15 Cody White	
<b>LT</b>	65 <u>Dan Moore Jr.</u>	71 Joe Haeg	
<b>LG</b>	69 Kevin Dotson		
<b>C</b>	53 <u>Kendrick Green</u>	60 J.C. Hassenauer	
<b>RG</b>	51 Trai Turner	67 B.J. Finney	
<b>RT</b>	76 Chukwuma Okorafor	72 Zach Banner	
<b>TE</b>	85 Eric Ebron	-or- 88 <u>Pat Freiermuth</u>	81 Zach Gentry
<b>QB</b>	7 Ben Roethlisberger	2 Mason Rudolph	3 Dwayne Haskins
<b>RB</b>	22 <u>Najee Harris</u>	24 Benny Snell Jr.	29 Kalen Ballage
			26 Anthony McFarland Jr.
<b>FB</b>	44 Derek Watt		

## DEFENSE

<b>DT</b>	97 Cameron Heyward	92 <u>Isaiah Loundermilk</u>	
<b>DE</b>	95 Chris Wormley	73 Carlos Davis	
<b>NT</b>	96 Isaiah Bugbs	99 Henry Mondeaux	
<b>LOLB</b>	90 T.J. Watt	98 Taco Charlton	48 Derrek Tuszka
<b>LILB</b>	55 Devin Bush	27 Marcus Allen	54 Ulysees Gilbert III
<b>RILB</b>	93 Joe Schobert	41 Robert Spillane	45 <u>Buddy Johnson</u>
<b>ROLB</b>	56 Alex Highsmith	98 Taco Charlton	48 Derrek Tuszka
<b>LCB</b>	23 Joe Haden	31 Justin Layne	25 Ahkello Witherspoon
<b>RCB</b>	20 Cameron Sutton	42 James Pierre	35 Arthur Maulet
<b>SS</b>	34 Terrell Edmunds	28 Miles Killebrew	
<b>FS</b>	39 Minkah Fitzpatrick	21 <u>Tre Norwood</u>	

## SPECIALISTS

<b>K</b>	9 Chris Boswell		
<b>H</b>	6 <u>Pressley Harvin III</u>		
<b>P</b>	6 <u>Pressley Harvin III</u>		
<b>LS</b>	46 Christian Kuntz		
<b>PR</b>	14 Ray-Ray McCloud	18 Diontae Johnson	42 James Pierre
<b>KR</b>	14 Ray-Ray McCloud	24 Benny Snell Jr.	42 James Pierre

## PRONUNCIATION GUIDE

Kalen Ballage .....	bull-ahGE	Chukwuma Okorafor .....	Chuck-WOO-muh oh-KOR-uh-for
Pat Freiermuth .....	Friar-mooth	Ben Roethlisberger .....	Roth-lis-ber-ger
Najee Harris .....	NAH-jee	Joe Schobert .....	SHOW-berT
Miles Killebrew .....	KILLA-brew	Robert Spillane .....	Spuh-LANE
Arthur Maulet .....	mah-LETT	Derrek Tuszka .....	TUSS-kuh
Henry Mondeaux .....	Mahn-doe	Ahkello Witherspoon .....	uh-KELL-oh

DATE	POS.	PLAYER	TRANSACTION	POS.	PLAYER	TRANSACTION
Tue., Nov. 2	LB	Taco Charlton	Promoted to 53-man Roster	K	Josh Lambo	Signed to Practice Squad
	DT	Khalil Davis	Signed to Practice Squad	DL	Chris Slayton	Released from Practice Squad
	LB	Melvin Ingram III	Traded to Kansas City for 2022 sixth-round draft pick			
Sat., Oct. 30	DE	Taco Charlton	Elevated to Active/Inactive Roster			
Sat., Oct. 16	WR	JuJu Smith-Schuster	Reserve/Injured List	OT	Zach Banner	Elevated to Active/Inactive Roster
	WR	JuJu Smith-Schuster	Placed on Reserve/Injured List	LT	Zach Banner	Activated off Reserve/Injured Designated for Return List
Wed., Oct. 13	CB	Linden Stephens	Signed to Practice Squad			
Tue., Oct. 12	NT	Eli Ankou	Released from Practice Squad	WR	Anthony Miller	Signed to Practice Squad
	DT	Isaiah Mack	Signed to Practice Squad			
Sat., Oct. 9	G	Rashaad Coward	Released	WR	Cody White	Promoted to Active Roster
	S	Karl Joseph	Elevated to Active/Inactive Roster			
	NT	Eli Ankou	Signed to Practice Squad			
Mon., Oct. 4	NT	Eli Ankou	Signed to Practice Squad			
Sat., Oct. 2	WR	Cody White	Elevated to Active/Inactive Roster	OT	Chaz Green	Elevated to Active/Inactive Roster
Tue., Sep. 28	LB	Derrek Tuszka	Promoted to Active Roster	LB	Jamir Jones	Released
Sat., Sep. 25	LB	Derrek Tuszka	Elevated to Active/Inactive Roster	WR	Cody White	Elevated to Active/Inactive Roster
Mon., Sep. 20	DL	Tyson Alualu	Placed on Reserve/Injured List	DL	Henry Mondeaux	Promoted to Active Roster
	LB	Taco Charlton	Signed to Practice Squad			
Fri., Sep. 10	LB	T.J. Watt	Signed to five-year contract			
	CB	Angello Witherspoon	Acquired from Seattle for 2023 fifth-round draft pick	DE	Henry Mondeaux	Released
Wed., Sep. 1	WR	Rico Bussey	Signed to Practice Squad	WR	Cody White	Signed Practice Squad
	RB	Trey Edmunds	Signed to Practice Squad	RB	Jaylen Samuels	Signed Practice Squad
	OL	Chaz Green	Signed Practice Squad	OL	John Leglue	Signed Practice Squad
	TE	Kevin Rader	Signed Practice Squad	DB	Mark Gilbert	Signed Practice Squad
	DB	Donovan Stiner	Signed Practice Squad	WR	Steven Sims Sr.	Signed Practice Squad
	OL	Malcolm Pridgeon	Signed Practice Squad	LB	Derrek Tuszka	Signed Practice Squad
	DL	Daniel Archibong	Signed to Practice Squad	S	Karl Joseph	Signed Practice Squad
	OL	Zach Banner	Reserve/Injured List	RB	Anthony McFarland Jr.	Reserve/Injured List
	DE	Stephon Tuitt	Reserve/Injured List	G	Rashaad Coward	Promoted to Active/Inactive Roster
Tue., Aug. 31	OL	B.J. Finney	Promoted to Active/Inactive Roster	DB	Arthur Maulet	Promoted to Active Roster
	WR	Rico Bussey	Released	WR	Cody White	Released
	RB	Trey Edmunds	Released	RB	Jaylen Samuels	Released
	G	Rashaad Coward	Released	OL	B.J. Finney	Released
	OL	Chaz Green	Released	OL	John Leglue	Released
	TE	Kevin Rader	Released	LB	Cassius Marsh	Released
	LB	Quincy Roche	Released	LB	Jamar Watson	Released
	DB	Mark Gilbert	Released	DB	Arthur Maulet	Released
	DB	Donovan Stiner	Released	P	Jordan Berry	Released
	LS	Kameron Canaday	Released	QB	Joshua Dobbs	Reserve/Injured List
	TE	Marcus Baugh	Released	RB	Tony Brooks-James	Released
	CB	Shakur Brown	Released	DL	T.J. Carter	Released
Sat., Aug. 28	WR	Anthony Johnson	Released	CB	Lafayette Pitts	Released
	G	Malcolm Pridgeon	Released	WR	Mathew Sexton	Released
	S	Lamont Wade	Released			
Tue., Aug. 24	S	Antoine Brooks Jr.	Waived/Injured	LB	Calvin Bundance	Released
	RB	Pete Guerriero	Released	OL	Aviante Collins	Released
	WR	Tyler Simmons	Released			
Tue., Aug. 17	K	Sam Sloman	Released	DB	Stephen Denmark	Released
	DL	Abdullah Anderson	Released	OL	Brandon Walton	Released
	WR	Isaiah McKoy	Released			
Sat., Aug. 14	LB	Tegray Scales	Waived	LB	Joe Schobert	Acquired from Jacksonville for a 2022 sixth-round draft pick
Mon., Aug. 9	DL	Calvin Taylor	Waived/Injured	G	Malcolm Pridgeon	Signed
Sun., Aug. 8	RB	Pete Guerriero	Signed			
Fri., Aug. 6	DB	Lafayette Pitts	Signed			
Wed., Aug. 4	OT	Anthony Coyle	Waived/Injured	DB	DeMarkus Acy	Waived/Injured
Tue., Aug. 3	LB	Jarvis Miller	Released	RB	Tony Brooks-James	Signed
Fri., Jul. 30	TE	Dax Raymond	Waived/Injured	TE	Marcus Baugh	Signed
Thu., Jul. 22	LB	Calvin Bundance	Signed			
Wed., Jul. 21	LB	Vince Williams	Retired	C	Kendrick Green	Signed
Tue., Jul. 20	OT	Chaz Green	Signed to one-year contract	LB	Melvin Ingram III	Signed to one-year contract
Thu., Jul. 1	DT	Demarcus Christmas	Waived/Injured	K	Sam Sloman	Signed to one-year contract
Fri., Jun. 25	G	Trai Turner	Signed to one-year contract			
Thu., Jun. 24	G	David DeCastro	Released			
Tue., May. 25	TE	Pat Freiermuth	Signed	RB	Najee Harris	Signed
Tue., May. 18	LB	Buddy Johnson	Signed	OT	Dan Moore Jr.	Signed
Sat., May. 15	P	Pressley Harvin III	Signed	DB	Tre Norwood	Signed
	LB	Quincy Roche	Signed	DE	Isaiahhh Loudemilk	Signed
Fri., May. 7	CB	Trevor Williams	Waived	S	John Battle	Waived
	S	Arthur Maulet	Signed to one-year contract			
Mon., May. 3	P	Corliss Waitman	Waived	TE	Charles Jones	Waived
	CB	DeMarkus Acy	Signed to one-year contract			
Sat., May. 1	LB	Calvin Bundance	Agreed to terms with undrafted rookie free agent	LB	Jamar Watson	Agreed to terms with undrafted rookie free agent
	CB	Mark Gilbert	Agreed to terms with undrafted rookie free agent	CB	Shakur Brown	Agreed to terms with undrafted rookie free agent
	S	Donovan Stiner	Agreed to terms with undrafted rookie free agent	S	Lamont Wade	Agreed to terms with undrafted rookie free agent

	WR	Isaiah McKoy	Agreed to terms with undrafted rookie free agent	WR	Rico Bussey	Agreed to terms with undrafted rookie free agent
	P	Pressley Harvin III	Drafted in the 7th round of the 2021 NFL Draft (254th overall)	S	Tre Norwood	Drafted in the 7th round of the 2021 NFL Draft (245th overall)
	LB	Quincy Roche	Drafted in the 6th round of the 2021 NFL Draft (216th overall)	DE	Isaiah Loudermilk	Drafted in the 5th round of the 2021 NFL Draft (156th overall)
	LB	Buddy Johnson	Drafted in the 4th round of the 2021 NFL Draft (140th overall)	OT	Dan Moore Jr.	Drafted in the 4th round of the 2021 NFL Draft (128th overall)
Fri., Apr. 30	OL	Kendrick Green	Drafted in the 3rd round of the 2021 NFL Draft (87th overall)	TE	Pat Freiermuth	Drafted in the 2nd round of the 2021 NFL Draft (55th overall)
Thu., Apr. 29	QB	Mason Rudolph	Signed to one-year contract extension through 2022	RB	Najee Harris	Drafted in the 1st round of the 2021 NFL Draft (24th overall)
Mon., Apr. 19	QB	Joshua Dobbs	Signed to one-year contract			
Thu., Apr. 15	LB	Vince Williams	Signed to one-year contract			
Fri., Apr. 9	DE	T.J. Carter	Signed			
Wed., Apr. 7	LB	Jamir Jones	Signed			
Thu., Apr. 1	DL	Tyson Alualu	Signed to two-year contract			
Wed., Apr. 31	LB	Jarvis Miller	Signed	WR	Mathew Sexton	Signed
Tue., Mar. 30	OL	Rashaad Coward	Signed to one-year contract	RB	Kalen Ballage	Signed to one-year contract
Mon., Mar. 29	P	Jordan Berry	Signed to one-year contract			
Wed., Mar. 24	LB	Robert Spillane	Signed to one-year contract	OL	Joe Haeg	Signed to one-year contract
	DB	Miles Killebrew	Signed to one-year contract	LB	Cassius Marsh	Signed to one-year contract
Tue., Mar. 23	CB	Steven Nelson	Terminated contract			
Mon., Mar. 22	WR	Tyler Simmons	Signed to one-year contract	DE	Chris Wormley	Signed to two-year contract
Sat., Mar. 20	CB	Cameron Sutton	Signed to two-year contract			
Fri., Mar. 19	WR	JuJu Smith-Schuster	Signed to one-year contract			
Thu., Mar. 18	OL	Zach Banner	Signed to two-year contract			
Tue., Mar. 16	LB	Vince Williams	Terminated contract			
Fri., Mar. 12	OL	B.J. Finney	Signed to one-year contract			
Thu., Mar. 11	WR	Ray-Ray McCloud III	Signed to one-year contract			
Tue., Mar. 9	LB	Marcus Allen	Signed to one-year contract			
Mon., Mar. 8	OL	J.C. Hassenauer	Signed to one-year contract			
Fri., Feb. 12	C	Maurkice Pouncey	Retired			
Tue., Feb. 2	OT	Aviante Collins	Signed Reserve/Future contract			
Fri., Jan. 22	TE	Vance McDonald	Retired			
Thu., Jan. 21	DB	Stephen Denmark	Signed Reserve/Future contract	TE	Charles Jones	Signed Reserve/Future contract
	TE	Dax Raymond	Signed Reserve/Future contract	QB	Dwayne Haskins Jr.	Signed Reserve/Future contract
Fri., Jan. 15	RB	Trey Edmunds	Signed Reserve/Future contract	OT	Jarron Jones	Signed Reserve/Future contract
Thu., Jan. 14	LB	Tegray Scales	Signed Reserve/Future contract	DT	Demarcus Christmas	Signed Reserve/Future contract
	DE	Calvin Taylor	Signed Reserve/Future contract	P	Corliss Waitman	Signed Reserve/Future contract
	LS	Christian Kuntz	Signed Reserve/Future contract	OT	John Leglue	Signed Reserve/Future contract
	CB	Trevor Williams	Signed Reserve/Future contract	WR	Anthony Johnson	Signed Reserve/Future contract
	WR	Cody White	Signed Reserve/Future contract	TE	Kevin Rader	Signed Reserve/Future contract
	T	Anthony Coyle	Signed Reserve/Future contract	T	Brandon Walton	Signed Reserve/Future contract
	S	John Battle	Signed Reserve/Future contract			



27

MARCUS ALLEN

LINEBACKER

HEIGHT: 6-2      BIRTHPLACE Silver Spring, MD  
WEIGHT: 215      HOW ACQUIRED: D5a '18  
COLLEGE: Penn State      NFL EXPERIENCE: 2nd year  
BORN: Aug. 7, 1996 (25)

MARCUS ALLEN'S NFL REGULAR SEASON DEFENSIVE STATISTICS

DATE	TEAM	GP	GS	TK	S	TACKLES					INTERCEPTIONS					O. FUMB					ST				MISC			
						A	TFL	YDS	SK	YDS	QBH	NO	YDS	LG	TD	PD	FF	FR	TD	YDS	TK	S	A	FF	FR	S	A	
2018	Steelers	2	0	2	1	1	0	0	0.0	0.0	0	0	0	0	0	0	0	0	0	0	0	0	0	0	0	0	0	
2019	Steelers	1	0	0	0	0	0	0	0.0	0.0	0	0	0	0	0	0	0	0	0	0	0	0	0	0	0	0	0	
2020	Steelers	14	2	24	14	10	2	3	0.0	0.0	2	0	0	0	0	0	0	0	0	0	6	5	1	0	0	0	0	
2021	Steelers	8	0	0	0	0	0	0	0.0	0.0	0	0	0	0	0	0	0	0	0	0	0	0	0	0	0	0	0	
NFL TOTALS		25	2	26	15	11	2	3	0.0	0.0	2	0	0	0	0	0	0	0	0	0	6	5	1	0	0	0	0	0

MARCUS ALLEN'S NFL POSTSEASON DEFENSIVE STATISTICS

				TACKLES							INTERCEPTIONS					O. FUMB				ST				MISC			
DATE	TEAM	GP	GS	TK	S	A	TFL	YDS	SK	YDS	QBH	NO	YDS	LG	TD	PD	FF	FR	TD	YDS	TK	S	A	FF	FR	S	A
2020	Steelers	1	0	0	0	0	0	0	0.0	0.0	0	0	0	0	0	0	0	0	0	0	0	0	0	0	0	0	0
NFL TOTALS		1	0	0	0	0	0	0	0.0	0.0	0	0	0	0	0	0	0	0	0	0	0	0	0	0	0	0	0

SINGLE-GAME HIGHS: DEFENSIVE

Total Tackles8 at Buffalo Bills, Dec 13, 2020

Special Teams Tackles2 vs. Houston Texans, Sep 27, 2020

Tackles For Loss7 at Cleveland Browns, Jan 03, 2021

1 vs. Baltimore Ravens, Dec 02, 2020

1 at Cleveland Browns, Jan 03, 2021

...2 more at 1.

1 at Buffalo Bills, Dec 13, 2020


2021 GAME-BY-GAME REGULAR-SEASON STATISTICS (STEELERS)

DATE	OPPONENT	P/S	TACKLES							INTERCEPTIONS					O. FUMB			ST				MISC		W/L	SCORE		
			TK	S	A	SK	YDS	TFL	YDS	QBH	NO	YDS	LG	TD	PD	FF	FR	TD	YDS	TK	S	A	FF			FR	S
09/12	at Bills	P	0	0	0	0.0	0.0	0	0	0	0	0	0	0	0	0	0	0	0	0	0	0	0	0	W	23-16	
09/19	Raiders	P	0	0	0	0.0	0.0	0	0	0	0	0	0	0	0	0	0	0	0	0	0	0	0	0	L	17-26	
09/26	Bengals	P	0	0	0	0.0	0.0	0	0	0	0	0	0	0	0	0	0	0	0	0	0	0	0	0	L	10-24	
10/03	at Packers	P	0	0	0	0.0	0.0	0	0	0	0	0	0	0	0	0	0	0	0	0	0	0	0	0	L	17-27	
10/10	Broncos	P	0	0	0	0.0	0.0	0	0	0	0	0	0	0	0	0	0	0	0	0	0	0	0	0	W	27-19	
10/17	Seahawks	P	0	0	0	0.0	0.0	0	0	0	0	0	0	0	0	0	0	0	0	0	0	0	0	0	W	23-20+	
10/31	at Browns	P	0	0	0	0.0	0.0	0	0	0	0	0	0	0	0	0	0	0	0	0	0	0	0	0	W	15-10	
11/08	Bears	P	0	0	0	0.0	0.0	0	0	0	0	0	0	0	0	0	0	0	0	0	0	0	0	0	W	29-27	
2021 TOTALS		8-0	0	0	0	0.0	0.0	0	0	0	0	0	0	0	0	0	0	0	0	0	0	0	0	0	5-3		
+ - Overtime																											

2020 GAME-BY-GAME POSTSEASON STATISTICS (STEELERS)

DATE	OPPONENT	P/S	TACKLES							INTERCEPTIONS					O. FUMB			ST				MISC		W/L	SCORE			
			TK	S	A	SK	YDS	TFL	YDS	QBH	NO	YDS	LG	TD	PD	FF	FR	TD	YDS	TK	S	A	FF			FR	TD	YDS
01/10	Browns	P	0	0	0	0.0	0.0	0	0	0	0	0	0	0	0	0	0	0	0	0	0	0	0	0	0	0	L	37-48
2020 TOTALS		1-0	0	0	0	0.0	0.0	0	0	0	0	0	0	0	0	0	0	0	0	0	0	0	0	0	0	0	0-1	





EST. 1933

29

KALEN BALLAGE

(bull-AHGE)

RUNNING BACK

HEIGHT: 6-2

WEIGHT: 231

COLLEGE: Arizona State

BORN: Dec. 22, 1995 (25)

BIRTHPLACE: Falcon, Colo.

HOW ACQUIRED: FA '20

NFL EXPERIENCE: 4th year

KALEN BALLAGE'S NFL REGULAR SEASON RUSHING/RECEIVING STATISTICS

DATE	TEAM	GP	GS	RUSHING					RECEIVING				
				NO.	YDS.	AVG.	LG	TD	NO.	YDS.	AVG.	LG	TD
2018	Dolphins	12	0	36	191	5.3	75t	1	9	56	6.2	31	0
2019	Dolphins	12	6	74	135	1.8	8	3	14	63	4.5	13	0
2020	Dolphins	0	0	0	0	0.0	0	0	0	0	0.0	0	0
Went from Miami to N.Y. Jets.													
2020	Jets	3	0	3	13	4.3	5	0	9	67	7.4	21	0
Went from N.Y. Jets to L.A. Chargers.													
2020	Chargers	7	2	88	290	3.3	17	3	20	99	5.0	16	0
2020	TOTAL	10	2	91	303	3.3	17	3	29	166	5.7	21	0
2021	Steelers	8	0	7	12	1.7	11	0	1	2	2.0	2	0
NFL TOTALS		42	8	208	641	3.1	75T	7	53	287	5.4	31	0

KALEN BALLAGE'S NFL REGULAR SEASON RETURN STATISTICS

DATE	TEAM	RET.	KICKOFF RETURNS					PUNT RETURNS				
			YDS.	AVG.	LG	TD	NO.	FC	YDS.	AVG.	LG	TD
2018	Dolphins	2	26	13.0	16	0	0	0	0	0.0	0	0
2019	Dolphins	0	0	0.0	0	0	0	0	0	0.0	0	0
2020	Dolphins	0	0	0.0	0	0	0	0	0	0.0	0	0
Went from Miami to N.Y. Jets.												
2020	Jets	0	0	0.0	0	0	0	0	0	0.0	0	0
Went from N.Y. Jets to L.A. Chargers.												
2020	Chargers	0	0	0.0	0	0	0	0	0	0.0	0	0
2020	TOTAL	0	0	0.0	0	0	0	0	0	0.0	0	0
2021	Steelers	0	0	0.0	0	0	0	0	0	0.0	0	0
NFL TOTALS		2	26	13.0	16	0	0	0	0	0.0	0	0

SINGLE-GAME HIGHS: RUSHING/RECEIVING

Rush Attempts	20 at Indianapolis Colts, Nov 10, 2019 18 at Miami Dolphins, Nov 15, 2020	Kickoff Returns	1 at Buffalo Bills, Dec 30, 2018 1 vs. New England Patriots, Dec 09, 2018
Rushing Yards	123 at Minnesota Vikings, Dec 16, 2018 69 at Los Angeles Chargers, Nov 08, 2020	Kickoff Return Yards	16 vs. New England Patriots, Dec 09, 2018 10 at Buffalo Bills, Dec 30, 2018
Longest Runs	75t at Minnesota Vikings, Dec 16, 2018 17 vs. New York Jets, Nov 22, 2020	Longest Kickoff Return	16 vs. New England Patriots, Dec 09, 2018 10 at Buffalo Bills, Dec 30, 2018
Rushing TDs	1 at Kansas City Chiefs, Jan 03, 2021 1 at Las Vegas Raiders, Dec 17, 2020 ...5 more at 1.	Special Teams Tackles	1 vs. New England Patriots, Sep 15, 2019 1 vs. Jacksonville Jaguars, Dec 23, 2018 ...2 more at 1.
Receptions	7 vs. New York Jets, Nov 22, 2020 5 at Miami Dolphins, Nov 15, 2020 ...2 more at 5.	Miscellaneous Tackles	1 at Buffalo Bills, Dec 30, 2018
Receiving Yards	44 at Indianapolis Colts, Sep 27, 2020 39 vs. Jacksonville Jaguars, Dec 23, 2018	Most TDs	1 at Kansas City Chiefs, Jan 03, 2021 1 at Las Vegas Raiders, Dec 17, 2020 ...5 more at 1.
Longest Receptions	31 vs. Jacksonville Jaguars, Dec 23, 2018 21 at Indianapolis Colts, Sep 27, 2020	Rushing Average	10.3 at Minnesota Vikings, Dec 16, 2018 4.9 vs. New England Patriots, Dec 06, 2020
All-Purpose Yards	121 at Minnesota Vikings, Dec 16, 2018 102 at Miami Dolphins, Nov 15, 2020		

100-YARD RUSHING GAMES (1): REGULAR SEASON

DATE	TEAM	ATT.	YDS.	AVG.	LG	TD
12/16/18	at Vikings	12	123	10.3	75t	1

2021 GAME-BY-GAME REGULAR-SEASON STATISTICS (STEELERS)

DATE	OPPONENT	P/S	RUSHING					RECEIVING					W/L	SCORE
			NO.	YDS.	AVG.	LG	TD	NO.	YDS.	AVG.	LG	TD		
09/12	at Bills	P	0	0	0.0	0	0	0	0	0.0	0	0	W	23-16
09/19	Raiders	P	0	0	0.0	0	0	0	0	0.0	0	0	L	17-26
09/26	Bengals	P	0	0	0.0	0	0	0	0	0.0	0	0	L	10-24
10/03	at Packers	P	0	0	0.0	0	0	0	0	0.0	0	0	L	17-27
10/10	Broncos	P	4	0	0.0	3	0	0	0	0.0	0	0	W	27-19
10/17	Seahawks	P	2	15	7.5	11	0	0	0	0.0	0	0	W	23-20+
10/31	at Browns	P	1	-3	-3.0	-3	0	0	0	0.0	0	0	W	15-10
11/08	Bears	P	0	0	0.0	0	0	1	2	2.0	2	0	W	29-27
2021 TOTALS		8-0	7	12	1.7	11	0	1	2	2.0	2	0	5-3	
+ - Overtime														



ZACH BANNER

OFFENSIVE TACKLE

HEIGHT: 6-8 BIRTHPLACE Lakewood, WA  
WEIGHT: 335 HOW ACQUIRED: FA '19  
COLLEGE: USC NFL EXPERIENCE: 5th year  
BORN: Dec. 25, 1993 (27)

ZACH BANNER'S NFL REGULAR SEASON STATISTICS

DATE	TEAM	GP	GS
2017	Browns	8	0
Went from Cleveland to Indianapolis.			
2017	Colts	0	0
2017	TOTAL	8	0
2018	Steelers	0	0
2019	Steelers	14	1
2020	Steelers	1	1
2021	Steelers	0	0
NFL TOTALS		23	2

ZACH BANNER'S NFL POSTSEASON STATISTICS

DATE	TEAM	GP	GS
2020	Steelers	0	0
NFL TOTALS		0	0

2021 GAME-BY-GAME REGULAR-SEASON STATISTICS (STEELERS)

DATE	OPPONENT	P/S		W/L	SCORE
09/12	at Bills		INJURED RESERVE	W	23-16
09/19	Raiders		INJURED RESERVE	L	17-26
09/26	Bengals		INJURED RESERVE	L	10-24
10/03	at Packers		INJURED RESERVE	L	17-27
10/10	Broncos		INJURED RESERVE	W	27-19
10/17	Seahawks		ON INACTIVE LIST	W	23-20+
10/31	at Browns		ON INACTIVE LIST	W	15-10
11/08	Bears		ON INACTIVE LIST	W	29-27
2021 TOTALS		0-0		5-3	

+ - Overtime

2020 GAME-BY-GAME POSTSEASON STATISTICS (STEELERS)

DATE	OPPONENT	P/S		W/L	SCORE
01/10	Browns		DID NOT PLAY	L	37-48
2020 TOTALS		0-0		0-1	



CHRIS BOSWELL KICKER

HEIGHT: 6-2 BIRTHPLACE: Fort Worth, TX  
WEIGHT: 185 HOW ACQUIRED: FA '15  
COLLEGE: Rice NFL EXPERIENCE: 7th year  
BORN: Mar. 16, 1991 (30)

REGULAR SEASON COMPARISON: KICKING - DETROIT LIONS

DATE	OPP	W/L	GP/GS	FGA	FGM	PCT	LONG	XPA	XPM	PTS	1-19	20-29	30-39	40-49	50+	KO	TB
10/29/17	PIT @ DET	W	P	2	2	100%	38	2	2	8	0-0	0-0	1-1	0-0	0-0	5	4
TOTALS		1/0	1/0	2	2	100%	38	2	2	8	0-0	0-0	1-1	0-0	0-0	5	4

CHRIS BOSWELL'S NFL REGULAR SEASON KICKING STATISTICS

DATE	TEAM	GP	FGM	FGA	PCT.	LG	XP	XPA	PCT.	BLK	PTS
2015	Steelers	12	29	32	90.6	51	26	27	96.3	0	113
2016	Steelers	15	21	25	84.0	49	36	36	100.0	1	99
2017	Steelers	16	35	38	92.1	53	37	39	94.9	1	142
2018	Steelers	15	13	20	65.0	50	43	48	89.6	1	82
2019	Steelers	16	29	31	93.5	51	28	28	100.0	0	115
2020	Steelers	13	19	20	95.0	59	34	38	89.5	0	91
2021	Steelers	8	15	16	93.8	56	14	15	93.3	0	59
NFL TOTALS		95	161	182	88.5	59	218	231	94.4	3	701

CHRIS BOSWELL'S NFL POSTSEASON KICKING STATISTICS

DATE	TEAM	GP	FGM	FGA	PCT.	LG	XP	XPA	PCT.	BLK	PTS
2015	Steelers	2	7	7	100.0	47	1	1	100.0	0	22
2016	Steelers	3	8	8	100.0	45	3	5	60.0	0	27
2017	Steelers	1	0	0	0.0	0	6	6	100.0	0	6
2020	Steelers	1	1	1	100.0	49	2	2	100.0	0	5
NFL TOTALS		7	16	16	100.0	49	12	14	85.7	0	60

CHRIS BOSWELL'S NFL REGULAR SEASON FIELD-GOAL ACCURACY STATISTICS

DATE	TEAM	1-19	PCT.	20-29	PCT.	30-39	PCT.	40-49	PCT.	50+	PCT.
2015	Steelers	1-1	100.0	9-9	100.0	8-8	100.0	9-12	75.0	2-2	100.0
2016	Steelers	0-0	0.0	2-2	100.0	8-9	88.9	11-12	91.7	0-2	0.0
2017	Steelers	0-0	0.0	10-10	100.0	12-14	85.7	9-10	90.0	4-4	100.0
2018	Steelers	0-0	0.0	3-3	100.0	4-6	66.7	5-10	50.0	1-1	100.0
2019	Steelers	1-1	100.0	11-11	100.0	7-7	100.0	9-10	90.0	1-2	50.0
2020	Steelers	0-0	0.0	5-5	100.0	6-6	100.0	7-8	87.5	1-1	100.0
2021	Steelers	0-0	0.0	4-4	100.0	2-2	100.0	4-5	80.0	5-5	100.0
NFL TOTALS		2-2	100.0	44-44	100.0	47-52	90.4	54-67	80.6	14-17	82.4

CHRIS BOSWELL'S NFL POSTSEASON FIELD-GOAL ACCURACY STATISTICS

DATE	TEAM	1-19	PCT.	20-29	PCT.	30-39	PCT.	40-49	PCT.	50+	PCT.
2015	Steelers	0-0	0.0	1-1	100.0	4-4	100.0	2-2	100.0	0-0	0.0
2016	Steelers	0-0	0.0	2-2	100.0	3-3	100.0	3-3	100.0	0-0	0.0
2017	Steelers	0-0	0.0	0-0	0.0	0-0	0.0	0-0	0.0	0-0	0.0
2020	Steelers	0-0	0.0	0-0	0.0	0-0	0.0	1-1	100.0	0-0	0.0
NFL TOTALS		0-0	0.0	3-3	100.0	7-7	100.0	6-6	100.0	0-0	0.0

SINGLE-GAME HIGHS: KICKER

Field Goals Made	6 at Cincinnati Bengals, Dec 18, 2016 5 vs. Cincinnati Bengals, Oct 22, 2017	Special Teams Tackles	1 vs. Baltimore Ravens, Oct 06, 2019 1 vs. Cleveland Browns, Oct 28, 2018 ...5 more at 1.
Field Goal Attempts	6 at Cincinnati Bengals, Dec 18, 2016 5 vs. Cincinnati Bengals, Oct 22, 2017 ...1 more at 5.	Longest Field Goals Attempt	55 vs. Dallas Cowboys, Nov 13, 2016 54 vs. Miami Dolphins, Oct 28, 2019 ...1 more at 54.
Longest Field Goals Made	59 at Dallas Cowboys, Nov 08, 2020 56 vs. Las Vegas Raiders, Sep 19, 2021	Kickoff Average	68.0 vs. Kansas City Chiefs, Oct 02, 2016 67.4 vs. Minnesota Vikings, Sep 17, 2017 ...1 more at 67.4.
PATs Made	7 vs. Carolina Panthers, Nov 08, 2018 5 vs. Cleveland Browns, Oct 18, 2020 ...4 more at 5.	Extra Point Attempt Percentage	100.0 vs. Cleveland Browns, Oct 18, 2020 100.0 vs. Philadelphia Eagles, Oct 11, 2020 ...3 more at 100.0.
PAT Attempts	7 vs. Carolina Panthers, Nov 08, 2018 6 vs. Atlanta Falcons, Oct 07, 2018	Field Goal Percentage	100.0 vs. Indianapolis Colts, Nov 03, 2019 100.0 vs. Baltimore Ravens, Dec 10, 2017 ...6 more at 100.0.
Points	18 at Cincinnati Bengals, Dec 18, 2016 17 vs. Cincinnati Bengals, Oct 22, 2017		

SINGLE-GAME HIGHS - POSTSEASON: KICKER

Field Goals Made	6 at Kansas City Chiefs, Jan 15, 2017 4 at Cincinnati Bengals, Jan 09, 2016 3 at Denver Broncos, Jan 17, 2016 1 vs. Cleveland Browns, Jan 10, 2021 1 at New England Patriots, Jan 22, 2017 ...1 more at 1.	PATs Made	6 vs. Jacksonville Jaguars, Jan 14, 2018 3 vs. Miami Dolphins, Jan 08, 2017 2 vs. Cleveland Browns, Jan 10, 2021 1 at Denver Broncos, Jan 17, 2016
Field Goal Attempts	6 at Kansas City Chiefs, Jan 15, 2017 4 at Cincinnati Bengals, Jan 09, 2016 3 at Denver Broncos, Jan 17, 2016 1 vs. Cleveland Browns, Jan 10, 2021 1 at New England Patriots, Jan 22, 2017 ...1 more at 1.	PAT Attempts	6 vs. Jacksonville Jaguars, Jan 14, 2018 4 vs. Miami Dolphins, Jan 08, 2017 2 vs. Cleveland Browns, Jan 10, 2021 1 at New England Patriots, Jan 22, 2017 1 at Denver Broncos, Jan 17, 2016
Longest Field Goals Made	49 vs. Cleveland Browns, Jan 10, 2021 47 at Denver Broncos, Jan 17, 2016 45 at Kansas City Chiefs, Jan 15, 2017 39 at Cincinnati Bengals, Jan 09, 2016 34 vs. Miami Dolphins, Jan 08, 2017	Points	18 at Kansas City Chiefs, Jan 15, 2017 12 at Cincinnati Bengals, Jan 09, 2016 10 at Denver Broncos, Jan 17, 2016 6 vs. Jacksonville Jaguars, Jan 14, 2018 6 vs. Miami Dolphins, Jan 08, 2017

2021 GAME-BY-GAME REGULAR-SEASON STATISTICS (STEELERS)

		FIELD GOALS					EXTRA POINTS						
DATE	OPPONENT		FGM	FGA	PCT	LG	XP	XPA	PCT	BLK	PTS	W/L	SCORE
09/12	at Bills	P	3	3	100.0	45	2	2	100.0	0	11	W	23-16
09/19	Raiders	P	1	1	100.0	56	2	2	100.0	0	5	L	17-26
09/26	Bengals	P	1	2	50.0	26	1	1	100.0	0	4	L	10-24
10/03	at Packers	P	1	1	100.0	52	2	2	100.0	0	5	L	17-27
10/10	Broncos	P	2	2	100.0	48	3	3	100.0	0	9	W	27-19
10/17	Seahawks	P	3	3	100.0	52	2	2	100.0	0	11	W	23-20+
10/31	at Browns	P	1	1	100.0	31	0	0	0.0	0	3	W	15-10
11/08	Bears	P	3	3	100.0	54	2	3	66.7	0	11	W	29-27
2021 TOTALS		8	15	16	93.8	56	14	15	93.3	0	59	5-3	
+ - Overtime													

2020 GAME-BY-GAME POSTSEASON STATISTICS (STEELERS)

		FIELD GOALS					EXTRA POINTS						
DATE	OPPONENT	FGM	FGA	PCT	LG	XP	XPA	PCT	BLK	PTS	W/L	SCORE	
01/10	Browns	P	1	1	100.0	49	2	2	100.0	0	5	L	37-48
2020 TOTALS		1	1	100.0	49	2	2	100.0	0	5	0-1		

2017 GAME-BY-GAME POSTSEASON STATISTICS (STEELERS)

		FIELD GOALS				EXTRA POINTS						
DATE	OPPONENT	FGM	FGA	PCT	LG	XP	XPA	PCT	BLK	PTS	W/L	SCORE
01/14	Jaguars	P	0	0	0.0	0	6	6	100.0	0	L	42-45
2017 TOTALS		1	0	0	0.0	0	6	6	100.0	0	0-1	

2016 GAME-BY-GAME POSTSEASON STATISTICS (STEELERS)

			FIELD GOALS				EXTRA POINTS						
DATE	OPPONENT		FGM	FGA	PCT	LG	XP	XPA	PCT	BLK	PTS	W/L	SCORE
01/08	Dolphins	P	1	1	100.0	34	3	4	75.0	0	6	W	30-12
01/15	at Chiefs	P	6	6	100.0	45	0	0	0.0	0	18	W	18-16
01/22	at Patriots	P	1	1	100.0	23	0	1	0.0	0	3	L	17-36
2016 TOTALS			8	8	100.0	45	3	5	60.0	0	27	2-1	

2015 GAME-BY-GAME POSTSEASON STATISTICS (STEELERS)

		FIELD GOALS					EXTRA POINTS						
DATE	OPPONENT		FGM	FGA	PCT	LG	XP	XPA	PCT	BLK	PTS	W/L	SCORE
01/09	at Bengals	P	4	4	100.0	39	0	0	0.0	0	12	W	18-16
01/17	at Broncos	P	3	3	100.0	47	1	1	100.0	0	10	L	16-23
2015 TOTALS		2	7	7	100.0	47	1	1	100.0	0	22	1-1	



96

ISAIAH BUGGS

DEFENSIVE END

HEIGHT: 6-3

WEIGHT: 295

COLLEGE: Alabama

BORN: Aug 24, 1996 (25)

BIRTHPLACE: Ruston, LA

HOW ACQUIRED: D6b '19

NFL EXPERIENCE: 3rd year

ISAIAH BUGGS' NFL REGULAR SEASON DEFENSIVE STATISTICS

DATE	TEAM	GP	GS	TACKLES								INTERCEPTIONS					O. FUMB			ST			MISC		
				TK	S	A	TFL	YDS	SK	YDS	QBH	NO	YDS	LG	TD	PD	FF	FR	TD	YDS	TK	S	A	FF	FR
2019	Steelers	9	0	3	2	1	0	0	0.0	0.0	0	0	0	0	0	0	0	0	0	0	0	0	0	0	0
2020	Steelers	10	1	11	7	4	0	0	0.0	0.0	1	0	0	0	0	0	0	0	0	0	0	0	0	0	0
2021	Steelers	8	5	11	3	8	2	2	0.0	0.0	0	0	0	0	0	0	0	0	0	0	0	0	0	0	0
NFL TOTALS		27	6	25	12	13	2	2	0.0	0.0	1	0	0	0	0	0	0	0	0	0	0	0	0	0	0

ISAIAH BUGGS' NFL POSTSEASON DEFENSIVE STATISTICS

TACKLES											INTERCEPTIONS				O. FUMB				ST				MISC				
DATE	TEAM	GP	GS	TK	S	A	TFL	YDS	SK	YDS	QBH	NO	YDS	LG	TD	PD	FF	FR	TD	YDS	TK	S	A	FF	FR	S	A
2020	Steelers	0	0	0	0	0	0	0	0.0	0.0	0	0	0	0	0	0	0	0	0	0	0	0	0	0	0	0	0
NFL TOTALS		0	0	0	0	0	0	0	0.0	0.0	0	0	0	0	0	0	0	0	0	0	0	0	0	0	0	0	0

SINGLE-GAME HIGHS: DEFENSIVE

Total Tackles5 at Baltimore Ravens, Nov 01, 2020

Tackles For Loss3 vs. Cincinnati Bengals, Sep 26, 2021

1 at Green Bay Packers, Oct 03, 2021


...1 more at 3.

2021 GAME-BY-GAME REGULAR-SEASON STATISTICS (STEELERS)

DATE	OPPONENT	P/S	TACKLES								INTERCEPTIONS					O. FUMB			ST			MISC							
			TK	S	A	SK	YDS	TFL	YDS	QBH	NO	YDS	LG	TD	PD	FF	FR	TD	YDS	TK	S	A	FF	FR	S	A	W/L	SCORE	
09/12	at Bills	P	1	0	1	0.0	0.0	0	0	0	0	0	0	0	0	0	0	0	0	0	0	0	0	0	0	W	23-16		
09/19	Raiders	P	0	0	0	0.0	0.0	0	0	0	0	0	0	0	0	0	0	0	0	0	0	0	0	0	0	L	17-26		
09/26	Bengals	S	3	1	2	0.0	0.0	0	0	0	0	0	0	0	0	0	0	0	0	0	0	0	0	0	0	L	10-24		
10/03	at Packers	S	2	1	1	0.0	0.0	1	1	0	0	0	0	0	0	0	0	0	0	0	0	0	0	0	0	L	17-27		
10/10	Broncos	P	1	0	1	0.0	0.0	0	0	0	0	0	0	0	0	0	0	0	0	0	0	0	0	0	0	W	27-19		
10/17	Seahawks	S	1	1	0	0.0	0.0	1	1	0	0	0	0	0	0	0	0	0	0	0	0	0	0	0	0	W	23-20+		
10/31	at Browns	S	1	0	1	0.0	0.0	0	0	0	0	0	0	0	0	0	0	0	0	0	0	0	0	0	0	W	15-10		
11/08	Bears	S	2	0	2	0.0	0.0	0	0	0	0	0	0	0	0	0	0	0	0	0	0	0	0	0	0	W	29-27		
2021 TOTALS		8-5	11	3	8	0.0	0.0	2	2	0	0	0	0	0	0	0	0	0	0	0	0	0	0	0	0	5-3			
+ - Overtime																													

2020 GAME-BY-GAME POSTSEASON STATISTICS (STEELERS)

DATE	OPPONENT	P/S	TACKLES							INTERCEPTIONS					O. FUMB			ST			MISC		W/L	SCORE					
			TK	S	A	SK	YDS	TFL	YDS	QBH	NO	YDS	LG	TD	PD	FF	FR	TD	YDS	TK	S	A			FF	FR	S	A	
01/10	Browns		ON INACTIVE LIST																										
2020 TOTALS			0	0	0	0.0	0.0	0	0	0	0	0	0	0	0	0	0	0	0	0	0	0	0	0	0	0	0-1	37-48	



55

DEVIN BUSH

LINEBACKER

HEIGHT: 5-11

WEIGHT: 234

COLLEGE: Michigan

BORN: Jul. 18, 1998 (23)

BIRTHPLACE: Pembroke Pines, FL

HOW ACQUIRED: D1 '19

NFL EXPERIENCE: 3rd year

DEVIN BUSH'S NFL REGULAR SEASON DEFENSIVE STATISTICS

				TACKLES								INTERCEPTIONS				O. FUMB				ST				MISC			
DATE	TEAM	GP	GS	TK	S	A	TFL	YDS	SK	YDS	QBH	NO	YDS	LG	TD	PD	FF	FR	TD	YDS	TK	S	A	FF	FR	S	A
2019	Steelers	16	15	109	72	37	9	17	1.0	9.0	2	2	6	6	0	4	1	4	1	20	0	0	0	0	0	0	0
2020	Steelers	5	5	26	16	10	0	0	1.0	6.5	2	0	0	0	0	3	0	0	0	0	0	0	0	0	0	0	0
2021	Steelers	7	7	33	20	13	2	18	2.0	18.0	4	0	0	0	0	1	1	1	0	0	0	0	0	0	0	0	0
NFL TOTALS		28	27	168	108	60	11	35	4.0	33.5	8	2	6	6	0	8	2	5	1	20	0	0	0	0	0	0	0

DEVIN BUSH'S NFL POSTSEASON DEFENSIVE STATISTICS

		TACKLES									INTERCEPTIONS				O. FUMB				ST				MISC				
DATE	TEAM	GP	GS	TK	S	A	TFL	YDS	SK	YDS	QBH	NO	YDS	LG	TD	PD	FF	FR	TD	YDS	TK	S	A	FF	FR	S	A
2020	Steelers	0	0	0	0	0	0	0	0.0	0.0	0	0	0	0	0	0	0	0	0	0	0	0	0	0	0	0	0
NFL TOTALS		0	0	0	0	0	0	0	0.0	0.0	0	0	0	0	0	0	0	0	0	0	0	0	0	0	0	0	0

SINGLE-GAME HIGHS: DEFENSIVE

- Total Tackles

12 at Baltimore Ravens, Dec 29, 2019

11 at New England Patriots, Sep 08, 2019
- Sacks

1.0 vs. Cincinnati Bengals, Sep 30, 2019

0.5 vs. Cleveland Browns, Oct 18, 2020

...1 more at 0.5.
- Passes Defensed

2 vs. Denver Broncos, Sep 20, 2020

1 vs. Chicago Bears, Nov 08, 2021

...5 more at 1.
- Forced Fumbles

1 at Buffalo Bills, Sep 12, 2021

1 at Cincinnati Bengals, Nov 24, 2019
- Fumble Recoveries

2 at San Francisco 49ers, Sep 22, 2019

1 vs. Seattle Seahawks, Oct 17, 2021

...2 more at 1.
- Tackles For Loss

3 vs. Cincinnati Bengals, Sep 30, 2019

2 vs. Buffalo Bills, Dec 15, 2019
- Interceptions

1 at Los Angeles Chargers, Oct 13, 2019

1 vs. Baltimore Ravens, Oct 06, 2020
- Interception Return Yards

6 at Los Angeles Chargers, Oct 13, 2019
- Longest Opponent's Fumble Return

11 vs. Seattle Seahawks, Sep 15, 2019

9 at Los Angeles Chargers, Oct 13, 2019

2021 GAME-BY-GAME REGULAR-SEASON STATISTICS (STEELERS)

DATE	OPPONENT	P/S	TACKLES							INTERCEPTIONS				O. FUMB				ST				MISC			
			TK	S	A	SK	YDS	TFL	YDS	QBH	NO	YDS	LG	TD	PD	FF	FR	TD	YDS	TK	S	A	FF	FR	S
09/12	at Bills	S	10	6	4	0.0	0.0	0	0	0	0	0	0	0	1	0	0	0	0	0	0	0	0	0	W
09/19	Raiders									ON INACTIVE LIST														L	23-16
09/26	Bengals	S	2	0	2	0.0	0.0	0	0	0	0	0	0	0	0	0	0	0	0	0	0	0	0	0	L
10/03	at Packers	S	6	5	1	1.0	6.0	1	6	2	0	0	0	0	0	0	0	0	0	0	0	0	0	0	L
10/10	Broncos	S	1	1	0	1.0	12.0	1	12	2	0	0	0	0	0	0	0	0	0	0	0	0	0	0	W
10/17	Seahawks	S	6	3	3	0.0	0.0	0	0	0	0	0	0	0	0	1	0	0	0	0	0	0	0	0	W
10/31	at Browns	S	5	3	2	0.0	0.0	0	0	0	0	0	0	0	0	0	0	0	0	0	0	0	0	0	W
11/08	Bears	S	3	2	1	0.0	0.0	0	0	0	0	0	0	1	0	0	0	0	0	0	0	0	0	0	W
2021 TOTALS		7-7	33	20	13	2.0	18.0	2	18	4	0	0	0	0	1	1	1	0	0	0	0	0	0	0	5-3
+ - Overtime																									

2020 GAME-BY-GAME POSTSEASON STATISTICS (STEELERS)

DATE	OPPONENT	P/S	TACKLES							INTERCEPTIONS				O. FUMB			ST				MISC		W/L	SCORE			
			TK	S	A	SK	YDS	TFL	YDS	QBH	NO	YDS	LG	TD	PD	FF	FR	TD	YDS	TK	S	A			FF	FR	S
01/10	Browns		DID NOT PLAY																								
2020 TOTALS			0	0	0	0.0	0.0	0	0	0	0	0	0	0	0	0	0	0	0	0	0	0	0	0	0	L	37-48





TACO CHARLTON

DEFENSIVE END

HEIGHT: 6-6 BIRTHPLACE: Pickerington, OH  
WEIGHT: 270 HOW ACQUIRED: FA '21  
COLLEGE: Michigan NFL EXPERIENCE: 5th year  
BORN: Nov. 7, 1994 (27)

REGULAR SEASON COMPARISON: DEFENSIVE - DETROIT LIONS

DATE	OPP	W/L	GP/GS	TACKLES				SACK	YDS.	INT	TFL	PD	QBH	TD	MISC	
				TOT	SOLO	ASST									FF	FR
9/30/18	DAL vs. DET	W	S	3	2	1		0.0	0.0		1	0	0	0	0	0
TOTALS		1/0	1/1	3	2	1		0.0	0.0	0	1	0	0	0	0	0

TACO CHARLTON'S NFL REGULAR SEASON DEFENSIVE STATISTICS

DATE	TEAM	GP	GS	TACKLES							INTERCEPTIONS				O. FUMB				ST				MISC				
				TK	S	A	TFL	YDS	SK	YDS	QBH	NO	YDS	LG	TD	PD	FF	FR	TD	YDS	TK	S	A	FF	FR	S	A
2017	Cowboys	16	0	19	15	4	3	8	3.0	14.0	11	0	0	0	1	1	0	0	0	0	0	0	0	0	0	0	
2018	Cowboys	11	7	27	13	14	5	18	1.0	13.0	8	0	0	0	1	0	1	0	0	0	0	0	0	0	0	0	
2019	Cowboys	0	0	0	0	0	0	0	0.0	0.0	0	0	0	0	0	0	0	0	0	0	0	0	0	0	0	0	
Went from Dallas to Miami.																											
2019	Dolphins	10	5	21	14	7	3	15	5.0	34.0	5	0	0	0	0	2	0	0	0	0	0	0	0	0	0	0	0
2019	TOTAL	10	5	21	14	7	3	15	5.0	34.0	5	0	0	0	0	2	0	0	0	0	0	0	0	0	0	0	0
2020	Chiefs	7	0	7	4	3	1	1	2.0	6.0	4	0	0	0	1	0	0	0	0	0	0	0	0	0	0	0	0
2021	Chiefs	0	0	0	0	0	0	0	0.0	0.0	0	0	0	0	0	0	0	0	0	0	0	0	0	0	0	0	0
NFL TOTALS		44	12	74	46	28	12	42	11.0	67.0	28	0	0	0	0	2	4	1	0	0	0	0	0	0	0	0	0

TACO CHARLTON'S NFL POSTSEASON DEFENSIVE STATISTICS

TACKLES											INTERCEPTIONS				O. FUMB				ST				MISC				
DATE	TEAM	GP	GS	TK	S	A	TFL	YDS	SK	YDS	QBH	NO	YDS	LG	TD	PD	FF	FR	TD	YDS	TK	S	A	FF	FR	S	A
2018	Cowboys	2	0	0	0	0	0	0	0.0	0.0	0	0	0	0	0	0	0	0	0	0	0	0	0	0	0	0	0
2020	Chiefs	0	0	0	0	0	0	0	0.0	0.0	0	0	0	0	0	0	0	0	0	0	0	0	0	0	0	0	0
NFL TOTALS		2	0	0	0	0	0	0	0.0	0.0	0	0	0	0	0	0	0	0	0	0	0	0	0	0	0	0	0

SINGLE-GAME HIGHS: DEFENSIVE

- Total Tackles6 vs. Los Angeles Chargers, Sep 29, 2019  
5 vs. Tampa Bay Buccaneers, Dec 23, 2018
- Sacks1.0 vs. New England Patriots, Oct 05, 2020  
1.0 at Los Angeles Chargers, Sep 20, 2020  
...9 more at 1.0.
- Passes Defensed1 at Carolina Panthers, Sep 09, 2018  
1 at San Francisco 49ers, Oct 22, 2017
- Forced Fumbles1 vs. New England Patriots, Oct 05, 2020  
1 vs. Philadelphia Eagles, Dec 01, 2019  
...2 more at 1.
- Fumble Recoveries1 vs. New York Giants, Sep 16, 2018
- Tackles For Loss1 at Los Angeles Chargers, Sep 20, 2020  
1 at Buffalo Bills, Oct 20, 2019  
...7 more at 1.

SINGLE-GAME HIGHS - POSTSEASON: DEFENSIVE

- Total Tackles1 at Los Angeles Rams, Jan 12, 2019

2021 GAME-BY-GAME REGULAR SEASON STATISTICS (CHIEFS)

DATE	OPPONENT	P/S	TACKLES							INTERCEPTIONS				O. FUMB			ST			MISC		W/L	SCORE			
			TK	S	A	SK	YDS	TFL	YDS	QBH	NO	YDS	LG	TD	PD	FF	FR	TD	YDS	TK	S			A	FF	FR
09/12	Browns		NOT ON ROSTER																				W	33-29		
09/19	at Ravens		NOT ON ROSTER																				L	35-36		
09/26	Chargers		NOT ON ROSTER																				L	24-30		
10/03	at Eagles		NOT ON ROSTER																				W	42-30		
10/10	Bills		NOT ON ROSTER																				L	20-38		
10/17	at Washington		NOT ON ROSTER																				W	31-13		
10/24	at Titans		NOT ON ROSTER																				L	3-27		
11/01	Giants		NOT ON ROSTER																				W	20-17		
11/07	Packers		NOT ON ROSTER																				W	13-7		
2021 TOTALS			0	0	0	0.0	0.0	0	0	0	0	0	0	0	0	0	0	0	0	0	0	0	0	0	0	5-4

2020 GAME-BY-GAME POSTSEASON STATISTICS (CHIEFS)

DATE	OPPONENT	P/S	TACKLES							INTERCEPTIONS				O. FUMB			ST			MISC		W/L	SCORE			
			TK	S	A	SK	YDS	TFL	YDS	QBH	NO	YDS	LG	TD	PD	FF	FR	TD	YDS	TK	S			A	FF	FR
01/17	Browns		INJURED RESERVE																					W	22-17	
01/24	Bills		INJURED RESERVE																					W	38-24	
02/07	at Buccaneers		INJURED RESERVE																					L	9-31	
2020 TOTALS			0	0	0	0	0	0	0	0	0	0	0	0	0	0	0	0	0	0	0	0	0	0	2-1	

2018 GAME-BY-GAME POSTSEASON STATISTICS (COWBOYS)

			TACKLES								INTERCEPTIONS						O. FUMB			ST			MISC					
DATE	OPPONENT	P/S	TK	S	A	SK	YDS	TFL	YDS	QBH	NO	YDS	LG	TD	PD	FF	FR	TD	YDS	TK	S	A	FF	FR	S	A	W/L	SCORE
01/05	Seahawks	P	0	0	0	0.0	0.0	0	0	0	0	0	0	0	0	0	0	0	0	0	0	0	0	0	0	0	W	24-22
01/12	at Rams	P	0	0	0	0.0	0.0	0	0	0	0	0	0	0	0	0	0	0	0	0	0	0	0	0	0	0	L	22-30
2018 TOTALS			2-0	0	0	0	0.0	0.0	0	0	0	0	0	0	0	0	0	0	0	0	0	0	0	0	0	0	1-1	



CHASE CLAYPOOL

WIDE RECEIVER

HEIGHT: 6-4      BIRTHPLACE Abbotsford, British Columbia, Canada  
WEIGHT: 238      HOW ACQUIRED: D2 '20  
COLLEGE: Notre Dame      NFL EXPERIENCE: 2nd year  
BORN: Jul. 7, 1998 (23)

CHASE CLAYPOOL'S NFL REGULAR SEASON RUSHING/RECEIVING STATISTICS

DATE	TEAM	GP	GS	RECEIVING					RUSHING				
				NO.	YDS.	AVG.	LG	TD	NO.	YDS.	AVG.	LG	TD
2020	Steelers	16	6	62	873	14.1	84t	9	10	16	1.6	8	2
2021	Steelers	7	6	29	433	14.9	59	1	6	51	8.5	25	0
NFL TOTALS		23	12	91	1,306	14.4	84T	10	16	67	4.2	25	2

CHASE CLAYPOOL'S NFL POSTSEASON RUSHING/RECEIVING STATISTICS

DATE	TEAM	GP	GS	RECEIVING					RUSHING				
				NO.	YDS.	AVG.	LG	TD	NO.	YDS.	AVG.	LG	TD
2020	Steelers	1	1	5	59	11.8	29t	2	0	0	0.0	0	0
NFL TOTALS		1	1	5	59	11.8	29T	2	0	0	0.0	0	0

CHASE CLAYPOOL'S NFL REGULAR SEASON RETURN STATISTICS

KICKOFF RETURNS							PUNT RETURNS						
DATE	TEAM	RET.	YDS.	AVG.	LG	TD	NO.	FC	YDS.	AVG.	LG	TD	
2020	Steelers	0	0	0.0	0	0	0	0	0	0.0	0	0	
2021	Steelers	0	0	0.0	0	0	0	0	0	0.0	0	0	
NFL TOTALS		0	0	0.0	0	0	0	0	0	0.0	0	0	

CHASE CLAYPOOL'S NFL POSTSEASON RETURN STATISTICS

KICKOFF RETURNS							PUNT RETURNS						
DATE	TEAM	RET.	YDS.	AVG.	LG	TD	NO.	FC	YDS.	AVG.	LG	TD	
2020	Steelers	0	0	0.0	0	0	0	0	0	0.0	0	0	
NFL TOTALS		0	0	0.0	0	0	0	0	0	0.0	0	0	

SINGLE-GAME HIGHS: RUSHING/RECEIVING

Rush Attempts	3 vs. Philadelphia Eagles, Oct 11, 2020 2 vs. Chicago Bears, Nov 08, 2021 ...3 more at 2.	Longest Receptions	84t vs. Denver Broncos, Sep 20, 2020 59 vs. Denver Broncos, Oct 10, 2021
Rushing Yards	25 at Buffalo Bills, Sep 12, 2021 16 at Cleveland Browns, Oct 31, 2021	Receiving TDs	3 vs. Philadelphia Eagles, Oct 11, 2020 2 vs. Cincinnati Bengals, Nov 15, 2020
Longest Runs	25 at Buffalo Bills, Sep 12, 2021 16 at Cleveland Browns, Oct 31, 2021	All-Purpose Yards	130 vs. Denver Broncos, Oct 10, 2021 116 vs. Philadelphia Eagles, Oct 11, 2020
Rushing TDs	1 vs. Cleveland Browns, Oct 18, 2020 1 vs. Philadelphia Eagles, Oct 11, 2020	Special Teams Tackles	3 vs. Denver Broncos, Sep 20, 2020 1 at Cleveland Browns, Jan 03, 2021 ...2 more at 1.
Receptions	9 vs. Cincinnati Bengals, Sep 26, 2021 8 at Dallas Cowboys, Nov 08, 2020	Most TDs	4 vs. Philadelphia Eagles, Oct 11, 2020 2 vs. Cincinnati Bengals, Nov 15, 2020
Receiving Yards	130 vs. Denver Broncos, Oct 10, 2021 110 vs. Philadelphia Eagles, Oct 11, 2020	Receiving Average	29.3 vs. Denver Broncos, Sep 20, 2020 26.0 vs. Denver Broncos, Oct 10, 2021

SINGLE-GAME HIGHS - POSTSEASON: RECEIVING

Receptions	5 vs. Cleveland Browns, Jan 10, 2021	Receiving TDs	2 vs. Cleveland Browns, Jan 10, 2021
Receiving Yards	59 vs. Cleveland Browns, Jan 10, 2021	All-Purpose Yards	59 vs. Cleveland Browns, Jan 10, 2021
Longest Receptions	29t vs. Cleveland Browns, Jan 10, 2021 15 vs. Cleveland Browns, Jan 10, 2021 7 vs. Cleveland Browns, Jan 10, 2021 7t vs. Cleveland Browns, Jan 10, 2021 1 vs. Cleveland Browns, Jan 10, 2021	Most TDs	2 vs. Cleveland Browns, Jan 10, 2021

100-YARD RECEIVING GAMES (3): REGULAR SEASON

DATE	TEAM	NO.	YDS.	AVG.	LG	TD
10/11/20	EAGLES	7	110	15.7	35t	3
01/03/21	at Browns	5	101	20.2	41	1
10/10/21	BRONCOS	5	130	26.0	59	1

2021 GAME-BY-GAME REGULAR-SEASON STATISTICS (STEELERS)

DATE	OPPONENT	P/S	RECEIVING					RUSHING					W/L	SCORE
			NO.	YDS.	AVG.	LG	TD	NO.	YDS.	AVG.	LG	TD		
09/12	at Bills	P	3	45	15.0	22	0	1	25	25.0	25	0	W	23-16
09/19	Raiders	S	3	70	23.3	52	0	1	-3	-3.0	-3	0	L	17-26
09/26	Bengals	S	9	96	10.7	29	0	0	0	0.0	0	0	L	10-24
10/03	at Packers							ON INACTIVE LIST					L	17-27
10/10	Broncos	S	5	130	26.0	59	1	0	0	0.0	0	0	W	27-19
10/17	Seahawks	S	2	17	8.5	12	0	0	0	0.0	0	0	W	23-20+
10/31	at Browns	S	4	45	11.3	16	0	2	16	8.0	16	0	W	15-10
11/08	Bears	S	3	30	10.0	26	0	2	13	6.5	11	0	W	29-27
2021 TOTALS		7-6	29	433	14.9	59	1	6	51	8.5	25	0	5-3	
+ - Overtime														

2020 GAME-BY-GAME POSTSEASON STATISTICS (STEELERS)

DATE	OPPONENT	P/S	RECEIVING					RUSHING					W/L	SCORE
			NO.	YDS.	AVG.	LG	TD	NO.	YDS.	AVG.	LG	TD		
01/10	Browns	S	5	59	11.8	29	1	0	0	0.0	0	0	L	37-48
2020 TOTALS		1-1	5	59	11.8	29	1	0	0	0.0	0	0	0-1	



69

KEVIN DOTSON

OFFENSIVE LINEMAN

HEIGHT: 6-4

WEIGHT: 321

COLLEGE: Louisiana

BORN: Sep. 18, 1996 (25)

BIRTHPLACE Plaquemine, LA

HOW ACQUIRED: D4b '20

NFL EXPERIENCE: 2nd year

KEVIN DOTSON'S NFL REGULAR SEASON STATISTICS

DATE	TEAM	GP	GS
2020	Steelers	13	4
2021	Steelers	8	8
NFL TOTALS		21	12

KEVIN DOTSON'S NFL POSTSEASON STATISTICS

DATE	TEAM	GP	GS
2020	Steelers	1	0
NFL TOTALS		1	0

2021 GAME-BY-GAME REGULAR-SEASON STATISTICS (STEELERS)

DATE	OPPONENT	P/S	W/L	SCORE
09/12	at Bills	S	W	23-16
09/19	Raiders	S	L	17-26
09/26	Bengals	S	L	10-24
10/03	at Packers	S	L	17-27
10/10	Broncos	S	W	27-19
10/17	Seahawks	S	W	23-20+
10/31	at Browns	S	W	15-10
11/08	Bears	S	W	29-27
2021 TOTALS		8-8	5-3	

+ - Overtime

2020 GAME-BY-GAME POSTSEASON STATISTICS (STEELERS)

DATE	OPPONENT	P/S	W/L	SCORE
01/10	Browns	P	L	37-48
2020 TOTALS		1-0	0-1	



# ERIC EBRON

TIGHT END

HEIGHT: 6-4 BIRTHPLACE: Newark, NJ  
 WEIGHT: 253 HOW ACQUIRED: UFA '20  
 COLLEGE: North Carolina NFL EXPERIENCE: 8th year  
 BORN: Apr. 10, 1993 (28)

## ERIC EBRON'S NFL REGULAR SEASON RUSHING/RECEIVING STATISTICS

DATE	TEAM	GP	GS	RECEIVING				TD	RUSHING				TD
				NO.	YDS.	AVG.	LG		NO.	YDS.	AVG.	LG	
2014	Lions	13	7	25	248	9.9	22	1	0	0	0.0	0	0
2015	Lions	14	8	47	537	11.4	55	5	0	0	0.0	0	0
2016	Lions	13	13	61	711	11.7	61	1	1	1	1.0	1t	1
2017	Lions	16	9	53	574	10.8	44	4	0	0	0.0	0	0
2018	Colts	16	8	66	750	11.4	53t	13	3	-8	-2.7	2t	1
2019	Colts	11	2	31	375	12.1	48t	3	0	0	0.0	0	0
2020	Steelers	15	9	56	558	10.0	27	5	0	0	0.0	0	0
2021	Steelers	6	2	7	47	6.7	19	0	1	1	1.0	1t	1
NFL TOTALS		104	58	346	3,800	11.0	61	32	5	-6	-1.2	2T	3

## ERIC EBRON'S NFL POSTSEASON RUSHING/RECEIVING STATISTICS

DATE	TEAM	GP	GS	RECEIVING				TD	RUSHING				TD
				NO.	YDS.	AVG.	LG		NO.	YDS.	AVG.	LG	
2014	Lions	1	1	3	21	7.0	8	0	0	0	0.0	0	0
2016	Lions	1	1	2	23	11.5	12	0	0	0	0.0	0	0
2018	Colts	2	1	8	77	9.6	21	1	0	0	0.0	0	0
2020	Steelers	1	0	7	62	8.9	17t	1	0	0	0.0	0	0
NFL TOTALS		5	3	20	183	9.2	21	2	0	0	0.0	0	0

## ERIC EBRON'S NFL REGULAR SEASON RETURN STATISTICS

KICKOFF RETURNS							PUNT RETURNS					
DATE	TEAM	RET.	YDS.	AVG.	LG	TD	NO.	FC	YDS.	AVG.	LG	TD
2014	Lions	0	0	0.0	0	0	0	0	0	0.0	0	0
2015	Lions	0	0	0.0	0	0	0	0	0	0.0	0	0
2016	Lions	0	0	0.0	0	0	0	0	0	0.0	0	0
2017	Lions	0	0	0.0	0	0	0	0	0	0.0	0	0
2018	Colts	0	0	0.0	0	0	0	0	0	0.0	0	0
2019	Colts	0	0	0.0	0	0	0	0	0	0.0	0	0
2020	Steelers	0	0	0.0	0	0	0	0	0	0.0	0	0
2021	Steelers	0	0	0.0	0	0	0	0	0	0.0	0	0
NFL TOTALS		0	0	0.0	0	0	0	0	0	0.0	0	0

## ERIC EBRON'S NFL POSTSEASON RETURN STATISTICS

KICKOFF RETURNS							PUNT RETURNS						
DATE	TEAM	RET.	YDS.	AVG.	LG	TD	NO.	FC	YDS.	AVG.	LG	TD	
2014	Lions	0	0	0.0	0	0	0	0	0	0.0	0	0	
2016	Lions	0	0	0.0	0	0	0	0	0	0.0	0	0	
2018	Colts	0	0	0.0	0	0	0	0	0	0.0	0	0	
2020	Steelers	0	0	0.0	0	0	0	0	0	0.0	0	0	
NFL TOTALS		0	0	0.0	0	0	0	0	0	0.0	0	0	

## SINGLE-GAME HIGHS: RUSHING/RECEIVING

Rush Attempts	1 at Jacksonville Jaguars, Dec 02, 2018 1 vs. Jacksonville Jaguars, Nov 11, 2018 ...2 more at 1.	Longest Receptions	61 vs. Jacksonville Jaguars, Nov 20, 2016 55 vs. Minnesota Vikings, Oct 25, 2015 2 vs. Miami Dolphins, Nov 25, 2018 2 vs. Jacksonville Jaguars, Nov 11, 2018 ...1 more at 2.
Rushing Yards	2 vs. Jacksonville Jaguars, Nov 11, 2018 1 vs. Jacksonville Jaguars, Nov 20, 2016	Receiving TDs	105 at New England Patriots, Oct 04, 2018 94 at Tampa Bay Buccaneers, Dec 10, 2017 1 vs. Miami Dolphins, Nov 25, 2018 1 vs. Miami Dolphins, Nov 25, 2018 ...3 more at 1.
Longest Runs	21 vs. Jacksonville Jaguars, Nov 11, 2018 11 vs. Seattle Seahawks, Oct 17, 2021 ...1 more at 1.	All-Purpose Yards	3 vs. Jacksonville Jaguars, Nov 11, 2018 2 vs. Miami Dolphins, Nov 25, 2018 ...1 more at 2.
Rushing TDs	1 vs. Jacksonville Jaguars, Nov 11, 2018 1 vs. Jacksonville Jaguars, Nov 20, 2016	Miscellaneous Tackles	23.3 vs. Jacksonville Jaguars, Nov 20, 2016 23.0 vs. Jacksonville Jaguars, Nov 11, 2018
Receptions	10 at Jacksonville Jaguars, Dec 02, 2018 10 at Tampa Bay Buccaneers, Dec 10, 2017	Most TDs	
Receiving Yards	105 at New England Patriots, Oct 04, 2018 94 at Tampa Bay Buccaneers, Dec 10, 2017	Receiving Average	

SINGLE-GAME HIGHS - POSTSEASON: RECEIVING

Receptions	7 vs. Cleveland Browns, Jan 10, 2021	Receiving TDs	1 vs. Cleveland Browns, Jan 10, 2021
	5 at Kansas City Chiefs, Jan 12, 2019		1 at Houston Texans, Jan 05, 2019
	3 at Houston Texans, Jan 05, 2019		All-Purpose Yards
	3 at Dallas Cowboys, Jan 04, 2015		62 vs. Cleveland Browns, Jan 10, 2021
Receiving Yards	2 at Seattle Seahawks, Jan 07, 2017	Most TDs	51 at Kansas City Chiefs, Jan 12, 2019
	62 vs. Cleveland Browns, Jan 10, 2021		26 at Houston Texans, Jan 05, 2019
	51 at Kansas City Chiefs, Jan 12, 2019		23 at Seattle Seahawks, Jan 07, 2017
	26 at Houston Texans, Jan 05, 2019		21 at Dallas Cowboys, Jan 04, 2015
Longest Receptions	23 at Seattle Seahawks, Jan 07, 2017		1 vs. Cleveland Browns, Jan 10, 2021
	21 at Dallas Cowboys, Jan 04, 2015		1 at Houston Texans, Jan 05, 2019
	21 at Kansas City Chiefs, Jan 12, 2019		
	17t vs. Cleveland Browns, Jan 10, 2021		
	17 at Kansas City Chiefs, Jan 12, 2019		
	15 at Houston Texans, Jan 05, 2019		
	12 at Seattle Seahawks, Jan 07, 2017		

100-YARD RECEIVING GAMES (1): REGULAR SEASON

DATE	TEAM	NO.	YDS.	AVG.	LG	TD
10/04/18	at Patriots	9	105	11.7	28	2

2021 GAME-BY-GAME REGULAR-SEASON STATISTICS (STEELERS)

		RECEIVING					RUSHING							
DATE	OPPONENT	P/S	NO.	YDS.	AVG.	LG	TD	NO.	YDS.	AVG.	LG	TD	W/L	SCORE
09/12	at Bills	S	1	19	19.0	19	0	0	0	0.0	0	0	W	23-16
09/19	Raiders	P	0	0	0.0	0	0	0	0	0.0	0	0	L	17-26
09/26	Bengals	P	0	0	0.0	0	0	0	0	0.0	0	0	L	10-24
10/03	at Packers	S	2	8	4.0	4	0	0	0	0.0	0	0	L	17-27
10/10	Broncos	P	2	10	5.0	5	0	0	0	0.0	0	0	W	27-19
10/17	Seahawks	P	2	10	5.0	6	0	1	1	1.0	1t	1	W	23-20+
10/31	at Browns							ON INACTIVE LIST					W	15-10
11/08	Bears							ON INACTIVE LIST					W	29-27
2021 TOTALS		6-2	7	47	6.7	19	0	1	1	1.0	1T	1	5-3	
+ - Overtime														

2020 GAME-BY-GAME POSTSEASON STATISTICS (STEELERS)

			RECEIVING					RUSHING						
DATE	OPPONENT	P/S	NO.	YDS.	AVG.	LG	TD	NO.	YDS.	AVG.	LG	TD	W/L	SCORE
01/10	Browns	P	7	62	8.9	17t	1	0	0	0.0	0	0	L	37-48
2020 TOTALS		1-0	7	62	8.9	17T	1	0	0	0.0	0	0	0-1	

2018 GAME-BY-GAME POSTSEASON STATISTICS (COLTS)

			RECEIVING					RUSHING						
DATE	OPPONENT	P/S	NO.	YDS.	AVG.	LG	TD	NO.	YDS.	AVG.	LG	TD	W/L	SCORE
01/05	at Texans	S	3	26	8.7	15	1	0	0	0.0	0	0	W	21-7
01/12	at Chiefs	P	5	51	10.2	21	0	0	0	0.0	0	0	L	13-31
2018 TOTALS		2-1	8	77	9.6	21	1	0	0	0.0	0	0	1-1	


2016 GAME-BY-GAME POSTSEASON STATISTICS (LIONS)

		RECEIVING					RUSHING							
DATE	OPPONENT	P/S	NO.	YDS.	AVG.	LG	TD	NO.	YDS.	AVG.	LG	TD	W/L	SCORE
01/07	at Seahawks	S	2	23	11.5	12	0	0	0	0.0	0	0	L	6-26
2016 TOTALS		1-1	2	23	11.5	12	0	0	0	0.0	0	0	0-1	

2014 GAME-BY-GAME POSTSEASON STATISTICS (LIONS)

		RECEIVING					RUSHING							
DATE	OPPONENT	P/S	NO.	YDS.	AVG.	LG	TD	NO.	YDS.	AVG.	LG	TD	W/L	SCORE
01/04	at Cowboys	S	3	21	7.0	8	0	0	0	0.0	0	0	L	20-24
2014 TOTALS		1-1	3	21	7.0	8	0	0	0	0.0	0	0	0-1	





34

TERRELL EDMUNDS

SAFETY

HEIGHT: 6-1  
WEIGHT: 217  
COLLEGE: Virginia Tech  
BORN: Jan. 20, 1997 (24)

BIRTHPLACE: Danville, VA  
HOW ACQUIRED: D1 '18  
NFL EXPERIENCE: 4th year

TERRELL EDMUNDS' NFL REGULAR SEASON DEFENSIVE STATISTICS

DATE	TEAM	GP	GS	TK	S	TACKLES					INTERCEPTIONS					O. FUMB					ST				MISC		
						A	TFL	YDS	SK	YDS	QBH	NO	YDS	LG	TD	PD	FF	FR	TD	YDS	TK	S	A	FF	FR	S	A
2018	Steelers	16	15	73	52	21	1	9	1.0	9.0	3	1	35	35	0	4	0	1	0	0	5	3	2	0	0	0	0
2019	Steelers	16	16	105	71	34	2	7	0.0	0.0	2	0	0	0	0	3	0	0	0	0	0	0	0	0	0	0	
2020	Steelers	15	12	68	46	22	1	11	1.0	11.0	1	2	11	7	0	8	0	0	0	0	0	0	0	0	0	0	
2021	Steelers	8	8	42	31	11	3	2	0.0	0.0	0	1	15	15	0	1	0	0	0	0	0	0	0	0	0	0	
NFL TOTALS		55	51	288	200	88	7	29	2.0	20.0	6	4	61	35	0	16	0	1	0	0	5	3	2	0	0	0	0

TERRELL EDMUNDS' NFL POSTSEASON DEFENSIVE STATISTICS

				TACKLES							INTERCEPTIONS				O. FUMB				ST				MISC					
DATE	TEAM	GP	GS	TK	S	A	TFL	YDS	SK	YDS	QBH	NO	YDS	LG	TD	PD	FF	FR	TD	YDS	TK	S	A	FF	FR	S	A	
2020	Steelers	1	1	6	3	3	1	1	0.0	0.0	0	0	0	0	0	1	0	0	0	0	0	0	0	0	0	0	0	0
NFL TOTALS		1	1	6	3	3	1	1	0.0	0.0	0	0	0	0	0	1	0	0	0	0	0	0	0	0	0	0	0	0

SINGLE-GAME HIGHS: DEFENSIVE

- Total Tackles

11 vs. Buffalo Bills, Dec 15, 2019  
11 vs. Seattle Seahawks, Sep 15, 2019  
1.0 vs. Denver Broncos, Sep 20, 2020  
1.0 vs. Los Angeles Chargers, Dec 02, 2018  
2 at Jacksonville Jaguars, Nov 22, 2020  
2 at Tennessee Titans, Oct 25, 2020  
Fumble Recoveries 1 vs. Baltimore Ravens, Sep 30, 2018
- Tackles For Loss

2 vs. Las Vegas Raiders, Sep 19, 2021  
1 vs. Cincinnati Bengals, Sep 26, 2021  
...4 more at 1.
- Interceptions

2 at Jacksonville Jaguars, Nov 22, 2020  
1 at Tampa Bay Buccaneers, Sep 24, 2018
- Interception Return Yards

35 at Tampa Bay Buccaneers, Sep 24, 2018  
15 vs. Cincinnati Bengals, Sep 26, 2021  
1 vs. Cincinnati Bengals, Dec 30, 2018  
1 vs. Los Angeles Chargers, Dec 02, 2018  
...3 more at 1.
- Special Teams Tackles

SINGLE-GAME HIGHS - POSTSEASON: DEFENSIVE

- Total Tackles

6 vs. Cleveland Browns, Jan 10, 2021  
Passes Defensed 1 vs. Cleveland Browns, Jan 10, 2021
- Tackles For Loss


1 vs. Cleveland Browns, Jan 10, 2021

2021 GAME-BY-GAME REGULAR-SEASON STATISTICS (STEELERS)

DATE	OPPONENT	P/S	TACKLES							INTERCEPTIONS					O. FUMB			ST				MISC		W/L	SCORE		
			TK	S	A	SK	YDS	TFL	YDS	QBH	NO	YDS	LG	TD	PD	FF	FR	TD	YDS	TK	S	A	FF			FR	S
09/12	at Bills	S	5	4	1	0.0	0.0	0	0	0	0	0	0	0	0	0	0	0	0	0	0	0	0	0	W	23-16	
09/19	Raiders	S	6	5	1	0.0	0.0	2	2	0	0	0	0	0	0	0	0	0	0	0	0	0	0	0	L	17-26	
09/26	Bengals	S	5	2	3	0.0	0.0	1	0	1	15	15	0	1	0	0	0	0	0	0	0	0	0	0	L	10-24	
10/03	at Packers	S	7	6	1	0.0	0.0	0	0	0	0	0	0	0	0	0	0	0	0	0	0	0	0	0	L	17-27	
10/10	Broncos	S	7	4	3	0.0	0.0	0	0	0	0	0	0	0	0	0	0	0	0	0	0	0	0	0	W	27-19	
10/17	Seahawks	S	3	2	1	0.0	0.0	0	0	0	0	0	0	0	0	0	0	0	0	0	0	0	0	0	W	23-20+	
10/31	at Browns	S	5	4	1	0.0	0.0	0	0	0	0	0	0	0	0	0	0	0	0	0	0	0	0	0	W	15-10	
11/08	Bears	S	4	4	0	0.0	0.0	0	0	0	0	0	0	0	0	0	0	0	0	0	0	0	0	0	W	29-27	
2021 TOTALS		8-8	42	31	11	0.0	0.0	3	2	0	1	15	15	0	1	0	0	0	0	0	0	0	0	0	5-3		
+ - Overtime																											

2020 GAME-BY-GAME POSTSEASON STATISTICS (STEELERS)

DATE	OPPONENT	P/S	TACKLES							INTERCEPTIONS				O. FUMB				ST				MISC		W/L	SCORE		
			TK	S	A	SK	YDS	TFL	YDS	QBH	NO	YDS	LG	TD	PD	FF	FR	TD	YDS	TK	S	A	FF			FR	S
01/10	Browns	S	6	3	3	0.0	0.0	1	1	0	0	0	0	1	0	0	0	0	0	0	0	0	0	0	0	L	37-48
2020 TOTALS		1-1	6	3	3	0.0	0.0	1	1	0	0	0	0	1	0	0	0	0	0	0	0	0	0	0	0	0-1	



67

**B.J. FINNEY**  
CENTER/GUARD

HEIGHT: 6-4

WEIGHT: 318

COLLEGE: Kansas State

BORN: Oct. 26, 1991 (30)

BIRTHPLACE Wichita, KS

HOW ACQUIRED: UDFA '15

NFL EXPERIENCE: 6th year

B.J. FINNEY'S NFL REGULAR SEASON STATISTICS

DATE	TEAM	GP	GS
2016	Steelers	13	3
2017	Steelers	14	4
2018	Steelers	16	2
2019	Steelers	16	4
2020	Seahawks	6	0
2021	Steelers	4	0
NFL TOTALS		69	13

B.J. FINNEY'S NFL POSTSEASON STATISTICS

DATE	TEAM	GP	GS
2016	Steelers	0	0
2017	Steelers	1	0
NFL TOTALS		1	0

2021 GAME-BY-GAME REGULAR-SEASON STATISTICS (STEELERS)

DATE	OPPONENT	P/S		W/L	SCORE
09/12	at Bills		DID NOT PLAY (NON-INJURY)	W	23-16
09/19	Raiders	P		L	17-26
09/26	Bengals	P		L	10-24
10/03	at Packers	P		L	17-27
10/10	Broncos		DID NOT PLAY (NON-INJURY)	W	27-19
10/17	Seahawks	P		W	23-20+
10/31	at Browns		DID NOT PLAY (NON-INJURY)	W	15-10
11/08	Bears		DID NOT PLAY (NON-INJURY)	W	29-27
2021 TOTALS		4-0		5-3	


+ - Overtime

2017 GAME-BY-GAME POSTSEASON STATISTICS (STEELERS)

DATE	OPPONENT	P/S		W/L	SCORE
01/14	Jaguars	P		L	42-45
2017 TOTALS		1-0		0-1	

2016 GAME-BY-GAME POSTSEASON STATISTICS (STEELERS)

DATE	OPPONENT	P/S		W/L	SCORE
01/08	Dolphins		INACTIVE	W	30-12
01/15	at Chiefs		INACTIVE	W	18-16
01/22	at Patriots		INACTIVE	L	17-36
2016 TOTALS		0-0		2-1	



39

MINKAH FITZPATRICK

SAFETY

HEIGHT: 6-1

BIRTHPLACE Old Bridge, NJ

WEIGHT: 207

HOW ACQUIRED: TR '19 (MIA)

COLLEGE: Alabama

NFL EXPERIENCE: 4th year

BORN: Nov. 17, 1996 (24)



REGULAR SEASON COMPARISON: DEFENSIVE - DETROIT LIONS

DATE	OPP	W/L	GP/GS	TACKLES			ASST	SACK	YDS.	INT	TFL	PD	QBH	TD	MISC		
				TOT	SOLO	TFL									FF	FR	FR
10/21/18	MIA vs. DET	L	P	2	2	0	0	0.0	0.0	0	0	0	0	0	0	0	0
TOTALS		0/1	1/0	2	2	0	0	0.0	0.0	0	0	0	0	0	0	0	0

MINKAH FITZPATRICK'S NFL REGULAR SEASON DEFENSIVE STATISTICS

DATE	TEAM	GP	GS	TK	S	TACKLES				YDS	QBH	INTERCEPTIONS				O. FUMB				ST				MISC			
						A	TFL	SK	YDS			NO	YDS	LG	TD	PD	FF	FR	TD	YDS	TK	S	A	FF	FR	S	A
2018	Dolphins	16	11	79	50	29	2	5	0.0	0.0	0	2	64	50	1	9	0	0	1	1	0	0	0	0	0		
2019	Dolphins	2	2	11	7	4	0	0	0.0	0.0	0	0	0	0	0	1	1	0	0	1	1	0	0	0	0		
Went from Miami to Pittsburgh																											
2019	Steelers	14	14	57	36	21	1	1	0.0	0.0	1	5	130	96	1	9	1	2	1	79	0	0	0	0	0		
2019	TOTAL	16	16	68	43	25	1	1	0.0	0.0	1	5	130	96	1	9	2	3	1	79	1	1	0	0	0		
2020	Steelers	16	16	79	60	19	1	1	0.0	0.0	0	4	77	37	1	11	1	1	0	-1	0	0	0	0	0		
2021	Steelers	8	8	59	42	17	1	1	0.0	0.0	0	0	0	0	0	1	1	0	0	0	0	0	0	0	0		
NFL TOTALS		56	51	285	195	90	5	8	0.0	0.0	1	11	271	96	3	30	4	4	1	78	2	2	0	0	0		

MINKAH FITZPATRICK'S NFL POSTSEASON DEFENSIVE STATISTICS

DATE	TEAM	GP	GS	TACKLES										INTERCEPTIONS				O. FUMB				ST				MISC			
				TK	S	A	TFL	YDS	SK	YDS	QBH	NO	YDS	LG	TD	PD	FF	FR	TD	YDS	TK	S	A	FF	FR	S	A		
2020	Steelers	1	1	6	4	2	0	0	0.0	0.0	0	0	0	0	0	0	0	0	0	0	0	0	0	0					
NFL TOTALS		1	1	6	4	2	0	0	0.0	0.0	0	0	0	0	0	0	0	0	0	0	0	0	0	0					

SINGLE-GAME HIGHS: DEFENSIVE

Total Tackles	10 vs. Denver Broncos, Oct 10, 2021 10 at Buffalo Bills, Sep 12, 2021 ...2 more at 10.	Tackles For Loss	1 vs. Denver Broncos, Oct 10, 2021 1 at Cincinnati Bengals, Dec 21, 2020 ...3 more at 1.
Passes Defensed	2 vs. Baltimore Ravens, Dec 02, 2020 2 at Jacksonville Jaguars, Nov 22, 2020 ...6 more at 2.	Interceptions	2 at Jacksonville Jaguars, Nov 22, 2020 2 vs. Miami Dolphins, Oct 28, 2019
Forced Fumbles	1 vs. Seattle Seahawks, Oct 17, 2021 1 at Baltimore Ravens, Nov 01, 2020 ...2 more at 1.	Interception Return Yards	96 vs. Indianapolis Colts, Nov 03, 2019 50 at Minnesota Vikings, Dec 16, 2018
Fumble Recoveries	1 at Dallas Cowboys, Nov 08, 2020 1 at Cincinnati Bengals, Nov 24, 2019 ...2 more at 1.	Special Teams Tackles	1 vs. Baltimore Ravens, Sep 08, 2019 1 vs. Detroit Lions, Oct 21, 2018

SINGLE-GAME HIGHS - POSTSEASON: DEFENSIVE


Total Tackles	6 vs. Cleveland Browns, Jan 10, 2021
---------------	--------------------------------------

2021 GAME-BY-GAME REGULAR-SEASON STATISTICS (STEELERS)

DATE	OPPONENT	P/S	TACKLES						INTERCEPTIONS					O. FUMB			ST			MISC			W/L	SCORE					
			TK	S	A	SK	YDS	TFL	YDS	QBH	NO	YDS	LG	TD	PD	FF	FR	TD	YDS	TK	S	A			FF	FR	TD	YDS	TK
09/12	at Bills	S	10	6	4	0.0	0.0	0	0	0	0	0	0	0	0	0	0	0	0	0	0	0	0	0	0	0	0	W	23-16
09/19	Raiders	S	6	4	2	0.0	0.0	0	0	0	0	0	0	0	0	0	0	0	0	0	0	0	0	0	0	0	0	L	17-26
09/26	Bengals	S	4	3	1	0.0	0.0	0	0	0	0	0	0	0	0	0	0	0	0	0	0	0	0	0	0	0	0	L	10-24
10/03	at Packers	S	8	6	2	0.0	0.0	0	0	0	0	0	0	0	0	0	0	0	0	0	0	0	0	0	0	0	0	L	17-27
10/10	Broncos	S	10	5	5	0.0	0.0	1	1	0	0	0	0	0	0	0	0	0	0	0	0	0	0	0	0	0	0	W	27-19
10/17	Seahawks	S	9	7	2	0.0	0.0	0	0	0	0	0	0	0	1	0	0	0	0	0	0	0	0	0	0	0	0	W	23-20+
10/31	at Browns	S	4	3	1	0.0	0.0	0	0	0	0	0	1	0	0	0	0	0	0	0	0	0	0	0	0	0	0	W	15-10
11/08	Bears	S	8	8	0	0.0	0.0	0	0	0	0	0	0	0	0	0	0	0	0	0	0	0	0	0	0	0	0	W	29-27
2021 TOTALS		8-8	59	42	17	0.0	0.0	1	1	0	0	0	0	1	1	0	0	0	0	0	0	0	0	0	0	0	0	5-3	
+ - Overtime																													

2020 GAME-BY-GAME POSTSEASON STATISTICS (STEELERS)

DATE	OPPONENT	P/S	TACKLES						INTERCEPTIONS				O. FUMB			ST			MISC		W/L	SCORE				
			TK	S	A	SK	YDS	TFL	YDS	QBH	NO	YDS	LG	TD	PD	FF	FR	TD	YDS	TK			S	A	FF	FR
01/10	Browns	S	6	4	2	0.0	0.0	0	0	0	0	0	0	0	0	0	0	0	0	0	0	0	0	0	L	37-48
2020 TOTALS			1-1	6	4	2	0.0	0.0	0	0	0	0	0	0	0	0	0	0	0	0	0	0	0	0	0-1	



88

PAT FREIERMUTH

(Friar-mooth)

TIGHT END

HEIGHT: 6-5

WEIGHT: 258

COLLEGE: Penn State

BORN: Oct. 25, 1998 (23)

BIRTHPLACE Merrimac, MA

HOW ACQUIRED: D2 '21

NFL EXPERIENCE: R

PAT FREIERMUTH'S NFL REGULAR SEASON RUSHING/RECEIVING STATISTICS

DATE	TEAM	GP	GS	RECEIVING				TD	RUSHING				TD
				NO.	YDS.	AVG.	LG		NO.	YDS.	AVG.	LG	
2021	Steelers	8	4	27	245	9.1	24	4	0	0	0.0	0	0
NFL TOTALS		8	4	27	245	9.1	24	4	0	0	0.0	0	0

PAT FREIERMUTH'S NFL REGULAR SEASON RETURN STATISTICS

		KICKOFF RETURNS					PUNT RETURNS					
DATE	TEAM	RET.	YDS.	AVG.	LG	TD	NO.	FC	YDS.	AVG.	LG	TD
2021	Steelers	0	0	0.0	0	0	0	0	0	0.0	0	0
NFL TOTALS		0	0	0.0	0	0	0	0	0	0.0	0	0

SINGLE-GAME HIGHS: RECEIVING

Receptions	7 vs. Seattle Seahawks, Oct 17, 2021 5 vs. Chicago Bears, Nov 08, 2021	All-Purpose Yards	58 vs. Seattle Seahawks, Oct 17, 2021 44 at Cleveland Browns, Oct 31, 2021
Receiving Yards	58 vs. Seattle Seahawks, Oct 17, 2021 44 at Cleveland Browns, Oct 31, 2021	Most TDs	2 vs. Chicago Bears, Nov 08, 2021 1 at Cleveland Browns, Oct 31, 2021 ...1 more at 1.
Longest Receptions	24 at Buffalo Bills, Sep 12, 2021 22 at Cleveland Browns, Oct 31, 2021	Receiving Average	11.0 at Cleveland Browns, Oct 31, 2021 9.0 vs. Las Vegas Raiders, Sep 19, 2021
Receiving TDs	2 vs. Chicago Bears, Nov 08, 2021 1 at Cleveland Browns, Oct 31, 2021 ...1 more at 1.		

2021 GAME-BY-GAME REGULAR-SEASON STATISTICS (STEELERS)

DATE	OPPONENT	P/S	RECEIVING					RUSHING					W/L	SCORE
			NO.	YDS.	AVG.	LG	TD	NO.	YDS.	AVG.	LG	TD		
09/12	at Bills	S	1	24	24.0	24	0	0	0	0.0	0	0	W	23-16
09/19	Raiders	S	4	36	9.0	14	0	0	0	0.0	0	0	L	17-26
09/26	Bengals	P	3	22	7.3	15	1	0	0	0.0	0	0	L	10-24
10/03	at Packers	S	1	11	11.0	11	0	0	0	0.0	0	0	L	17-27
10/10	Broncos	P	2	7	3.5	4	0	0	0	0.0	0	0	W	27-19
10/17	Seahawks	P	7	58	8.3	12	0	0	0	0.0	0	0	W	23-20+
10/31	at Browns	P	4	44	11.0	22	1	0	0	0.0	0	0	W	15-10
11/08	Bears	S	5	43	8.6	13	2	0	0	0.0	0	0	W	29-27
2021 TOTALS		8-4	27	245	9.1	24	4	0	0	0.0	0	0	5-3	

+ - Overtime



81

# ZACH GENTRY

TIGHT END

HEIGHT: 6-8

BIRTHPLACE: Albuquerque, NM

WEIGHT: 265

HOW ACQUIRED: D5 '19

COLLEGE: Michigan

NFL EXPERIENCE: 3rd year

BORN: Sep. 10, 1996 (25)

ZACH GENTRY'S NFL REGULAR SEASON RUSHING/RECEIVING STATISTICS

DATE	TEAM	GP	GS	RECEIVING				TD	RUSHING				TD
				NO.	YDS.	AVG.	LG		NO.	YDS.	AVG.	LG	
2019	Steelers	4	0	1	4	4.0	4	0	0	0	0.0	0	0
2020	Steelers	2	1	0	0	0.0	0	0	0	0	0.0	0	0
2021	Steelers	8	5	6	60	10.0	24	0	0	0	0.0	0	0
NFL TOTALS		14	6	7	64	9.1	24	0	0	0	0.0	0	0

ZACH GENTRY'S NFL POSTSEASON RUSHING/RECEIVING STATISTICS

DATE	TEAM	GP	GS	RECEIVING				TD	RUSHING				TD
				NO.	YDS.	AVG.	LG		NO.	YDS.	AVG.	LG	
2020	Steelers	0	0	0	0	0.0	0	0	0	0	0.0	0	0
NFL TOTALS		0	0	0	0	0.0	0	0	0	0	0.0	0	0

ZACH GENTRY'S NFL REGULAR SEASON RETURN STATISTICS

DATE	TEAM	RET.	KICKOFF RETURNS				PUNT RETURNS				TD	
			YDS.	AVG.	LG	TD	NO.	FC	YDS.	AVG.	LG	
2019	Steelers	0	0	0.0	0	0	0	0	0	0.0	0	0
2020	Steelers	0	0	0.0	0	0	0	0	0	0.0	0	0
2021	Steelers	0	0	0.0	0	0	0	0	0	0.0	0	0
NFL TOTALS		0	0	0.0	0	0	0	0	0	0.0	0	0

ZACH GENTRY'S NFL POSTSEASON RETURN STATISTICS

DATE	TEAM	RET.	KICKOFF RETURNS				PUNT RETURNS				TD	
			YDS.	AVG.	LG	TD	NO.	FC	YDS.	AVG.	LG	
2020	Steelers	0	0	0.0	0	0	0	0	0	0.0	0	0
NFL TOTALS		0	0	0.0	0	0	0	0	0	0.0	0	0

SINGLE-GAME HIGHS: RECEIVING

Receptions

3 at Cleveland Browns, Oct 31, 2021  
1 vs. Denver Broncos, Oct 10, 2021  
...3 more at 1.

Receiving Yards

13 vs. Denver Broncos, Oct 10, 2021  
10 at Green Bay Packers, Oct 03, 2021

Longest Receptions

24 at Cleveland Browns, Oct 31, 2021  
13 at Cleveland Browns, Oct 31, 2021  
...1 more at 13.

All-Purpose Yards

13 vs. Denver Broncos, Oct 10, 2021  
10 at Green Bay Packers, Oct 03, 2021

Miscellaneous Tackles

1 at San Francisco 49ers, Sep 22, 2019

Receiving Average

13.0 at Cleveland Browns, Oct 31, 2021

2021 GAME-BY-GAME REGULAR-SEASON STATISTICS (STEELERS)

DATE	OPPONENT	P/S	RECEIVING				TD	RUSHING				TD	W/L	SCORE
			NO.	YDS.	AVG.	LG		NO.	YDS.	AVG.	LG			
09/12	at Bills	P	1	-2	-2.0	-2	0	0	0	0.0	0	0	W	23-16
09/19	Raiders	P	0	0	0.0	0	0	0	0	0.0	0	0	L	17-26
09/26	Bengals	S	0	0	0.0	0	0	0	0	0.0	0	0	L	10-24
10/03	at Packers	P	1	10	10.0	10	0	0	0	0.0	0	0	L	17-27
10/10	Broncos	S	1	13	13.0	13	0	0	0	0.0	0	0	W	27-19
10/17	Seahawks	S	0	0	0.0	0	0	0	0	0.0	0	0	W	23-20+
10/31	at Browns	S	3	39	13.0	24	0	0	0	0.0	0	0	W	15-10
11/08	Bears	S	0	0	0.0	0	0	0	0	0.0	0	0	W	29-27
2021 TOTALS		8-5	6	60	10.0	24	0	0	0	0.0	0	0	5-3	

+ - Overtime

2020 GAME-BY-GAME POSTSEASON STATISTICS (STEELERS)

DATE	OPPONENT	P/S	RECEIVING				TD	RUSHING				TD	W/L	SCORE
			NO.	YDS.	AVG.	LG		NO.	YDS.	AVG.	LG			
01/10	Browns												L	37-48
2020 TOTALS		0-0	0	0	0.0	0	0	0	0	0.0	0	0	0-1	

2021 PITTSBURGH STEELERS

73

UPDATED PLAYER BIOS



ULYSEES GILBERT IIIINSIDE LINEBACKER

HEIGHT: 6-0BIRTHPLACE Ocala, FL  
WEIGHT: 230HOW ACQUIRED: D6c '19  
COLLEGE: AkronNFL EXPERIENCE: 3rd year  
BORN: Aug. 9, 1997 (24)

ULYSEES GILBERT III'S NFL REGULAR SEASON DEFENSIVE STATISTICS

DATE	TEAM	GP	GS	TACKLES							INTERCEPTIONS							O. FUMB			ST					MISC	
				TK	S	A	TFL	YDS	SK	YDS	QBH	NO	YDS	LG	TD	PD	FF	FR	TD	YDS	TK	S	A	FF	FR	S	A
2019	Steelers	7	0	0	0	0	0	0	0	0.0	0.0	0	0	0	0	0	0	0	0	0	5	3	2	0	0	0	0
2020	Steelers	4	0	2	2	0	0	0	0	0.0	0.0	0	0	0	0	0	0	0	0	0	3	1	2	0	0	0	0
2021	Steelers	8	0	0	0	0	0	0	0	0.0	0.0	0	0	0	0	0	0	0	0	0	4	2	2	0	0	0	0
NFL TOTALS		19	0	2	2	0	0	0	0	0.0	0.0	0	0	0	0	0	0	0	0	0	12	6	6	0	0	0	0

ULYSEES GILBERT III'S NFL POSTSEASON DEFENSIVE STATISTICS

DATE	TEAM	GP	GS	TACKLES							INTERCEPTIONS							O. FUMB			ST					MISC	
				TK	S	A	TFL	YDS	SK	YDS	QBH	NO	YDS	LG	TD	PD	FF	FR	TD	YDS	TK	S	A	FF	FR	S	A
2020	Steelers	0	0	0	0	0	0	0	0	0.0	0.0	0	0	0	0	0	0	0	0	0	0	0	0	0	0	0	0
NFL TOTALS		0	0	0	0	0	0	0	0	0.0	0.0	0	0	0	0	0	0	0	0	0	0	0	0	0	0	0	0

SINGLE-GAME HIGHS: DEFENSIVE

Total Tackles2 at Buffalo Bills, Dec 13, 2020Special Teams Tackles2 at Buffalo Bills, Dec 13, 2020  
2 vs. Indianapolis Colts, Nov 03, 2019  
...1 more at 2.

2021 GAME-BY-GAME REGULAR-SEASON STATISTICS (STEELERS)

DATE	OPPONENT	P/S	TACKLES							INTERCEPTIONS							O. FUMB			ST					MISC	
			TK	S	A	SK	YDS	TFL	YDS	QBH	NO	YDS	LG	TD	PD	FF	FR	TD	YDS	TK	S	A	FF	FR	S	A
09/12	at Bills	P	0	0	0	0.0	0.0	0	0	0	0	0	0	0	0	0	0	0	0	1	1	0	0	0	0	W
09/19	Raiders	P	0	0	0	0.0	0.0	0	0	0	0	0	0	0	0	0	0	0	0	0	0	0	0	0	0	L
09/26	Bengals	P	0	0	0	0.0	0.0	0	0	0	0	0	0	0	0	0	0	0	0	0	0	0	0	0	0	L
10/03	at Packers	P	0	0	0	0.0	0.0	0	0	0	0	0	0	0	0	0	0	0	0	0	0	0	0	0	0	L
10/10	Broncos	P	0	0	0	0.0	0.0	0	0	0	0	0	0	0	0	0	0	0	0	1	1	0	0	0	0	W
10/17	Seahawks	P	0	0	0	0.0	0.0	0	0	0	0	0	0	0	0	0	0	0	0	1	1	0	0	0	0	W
10/31	at Browns	P	0	0	0	0.0	0.0	0	0	0	0	0	0	0	0	0	0	0	0	0	0	0	0	0	0	W
11/08	Bears	P	0	0	0	0.0	0.0	0	0	0	0	0	0	0	0	0	0	0	0	1	1	0	0	0	0	W
2021 TOTALS		8-0	0	0	0	0.0	0.0	0	0	0	0	0	0	0	0	0	0	0	0	4	2	2	0	0	0	5-3
+ - Overtime																										

2020 GAME-BY-GAME POSTSEASON STATISTICS (STEELERS)

DATE	OPPONENT	P/S	TACKLES							INTERCEPTIONS							O. FUMB			ST					MISC	
			TK	S	A	SK	YDS	TFL	YDS	QBH	NO	YDS	LG	TD	PD	FF	FR	TD	YDS	TK	S	A	FF	FR	S	A
01/10	Browns		DID NOT PLAY																							
2020 TOTALS			0	0	0	0.0	0.0	0	0	0	0	0	0	0	0	0	0	0	0	0	0	0	0	0	0	0-1



53

KENDRICK GREEN

CENTER

HEIGHT: 6-4

BIRTHPLACE Peoria, IL

WEIGHT: 315

HOW ACQUIRED: D3 '21

COLLEGE: Illinois

NFL EXPERIENCE: R

BORN: Dec. 22, 1998 (22)

KENDRICK GREEN'S NFL REGULAR SEASON STATISTICS

DATE	TEAM	GP	GS
2021	Steelers	8	8
NFL TOTALS		8	8

2021 GAME-BY-GAME REGULAR-SEASON STATISTICS (STEELERS)

DATE	OPPONENT	P/S	W/L	SCORE
09/12	at Bills	S	W	23-16
09/19	Raiders	S	L	17-26
09/26	Bengals	S	L	10-24
10/03	at Packers	S	L	17-27
10/10	Broncos	S	W	27-19
10/17	Seahawks	S	W	23-20+
10/31	at Browns	S	W	15-10
11/08	Bears	S	W	29-27
2021 TOTALS		8-8	5-3	
+ - Overtime				



JOE HADEN  
CORNERBACK

HEIGHT: 5-11      BIRTHPLACE: Fort Washington, MD  
WEIGHT: 195      HOW ACQUIRED: FA '17  
COLLEGE: Florida      NFL EXPERIENCE: 12th year  
BORN: Apr. 14, 1989 (32)



REGULAR SEASON COMPARISON: DEFENSIVE - DETROIT LIONS

DATE	OPP	W/L	GP/GS	TACKLES				ASST	SACK	YDS.	INT	TFL	PD	QBH	TD	MISC		
				TOT	SOLO	S	A									FF	FR	FR
10/13/13	CLV vs. DET	L	S	3	3	3	0	0	0.0	0.0	0	0	1	0	0	0	0	0
10/29/17	PIT @ DET	W	S	2	2	2	0	0	0.0	0.0	0	0	1	0	0	0	0	0
TOTALS		1/1	2/2	5	5	0	0	0	0.0	0.0	0	0	2	0	0	0	0	0

JOE HADEN'S NFL REGULAR SEASON DEFENSIVE STATISTICS

DATE	TEAM	GP	GS	TK	S	TACKLES					INTERCEPTIONS					O. FUMB					ST				MISC		
						A	TFL	YDS	SK	YDS	QBH	NO	YDS	LG	TD	PD	FF	FR	TD	YDS	TK	S	A	FF	FR	S	A
2010	Browns	16	7	56	49	7	0	0	1.0	5.0	0	6	101	62	0	18	1	0	0	0	8	8	0	0	0	0	0
2011	Browns	15	15	65	53	12	2	0	1.0	0.0	1	0	0	0	0	19	1	1	0	0	0	0	0	0	0	0	0
2012	Browns	11	11	51	40	11	0	0	0.0	0.0	0	3	64	50	0	11	1	0	0	0	0	0	0	0	0	0	0
2013	Browns	15	15	54	43	11	0	0	0.0	0.0	0	4	57	29	1	20	0	0	0	0	0	0	0	0	0	0	0
2014	Browns	15	15	73	58	15	1	3	0.0	0.0	0	3	0	0	0	20	1	2	0	34	0	0	0	0	0	0	0
2015	Browns	5	5	22	18	4	0	0	0.0	0.0	0	0	0	0	0	2	0	1	0	0	0	0	0	0	0	0	0
2016	Browns	13	13	48	37	11	0	0	0.0	0.0	0	3	9	9	0	11	0	0	0	0	0	0	0	0	0	0	0
2017	Browns	1	1	0	0	0	0	0	0.0	0.0	0	0	0	0	0	0	0	0	0	0	0	0	0	0	0	0	0
Went from Cleveland to Pittsburgh.																											
2017	Steelers	10	10	20	18	2	1	3	1.0	3.0	1	1	1	1	0	7	0	0	0	0	0	0	0	0	0	0	0
2017	TOTAL	11	11	20	18	2	1	3	1.0	3.0	1	1	1	1	0	7	0	0	0	0	0	0	0	0	0	0	0
2018	Steelers	15	15	63	51	12	2	2	0.0	0.0	0	2	0	0	0	12	1	0	0	0	0	0	0	0	0	0	0
2019	Steelers	16	16	65	59	6	3	7	0.0	0.0	0	5	20	16	0	17	1	1	0	3	0	0	0	0	0	0	0
2020	Steelers	14	14	52	44	8	2	1	0.0	0.0	0	2	38	24	1	12	0	0	0	0	0	0	0	0	0	0	0
2021	Steelers	7	7	23	14	9	0	0	0.0	0.0	0	0	0	0	0	4	1	0	0	0	0	0	0	0	0	0	0
NFL TOTALS		153	144	592	484	108	11	16	3.0	8.0	2	29	290	62	2	153	7	5	0	37	8	8	0	0	0	0	0

JOE HADEN'S NFL POSTSEASON DEFENSIVE STATISTICS

DATE	TEAM	GP	GS	TK	S	TACKLES				YDS	QBH	INTERCEPTIONS				O. FUMB				ST				MISC			
						A	TFL	YDS	SK			NO	YDS	LG	TD	PD	FF	FR	TD	YDS	TK	S	A	FF	FR	S	A
2017	Steelers	1	1	4	4	0	0	0	0.0	0.0	0	0	0	0	0	1	0	0	0	0	0	0	0	0	0	0	0
2020	Steelers	0	0	0	0	0	0	0	0.0	0.0	0	0	0	0	0	0	0	0	0	0	0	0	0	0	0	0	0
NFL TOTALS		1	1	4	4	0	0	0	0.0	0.0	0	0	0	0	0	1	0	0	0	0	0	0	0	0	0	0	0

SINGLE-GAME HIGHS: DEFENSIVE

Total Tackles	13 vs. Houston Texans, Nov 16, 2014 12 vs. New England Patriots, Dec 16, 2018	Tackles For Loss	2 vs. Cleveland Browns, Oct 28, 2018 1 vs. Baltimore Ravens, Dec 02, 2020 ...8 more at 1.
Sacks	1.0 vs. Pittsburgh Steelers, Sep 10, 2017 1.0 vs. Cincinnati Bengals, Sep 11, 2011 ...1 more at 1.0.	Interceptions	2 at Arizona Cardinals, Dec 08, 2019 2 vs. Baltimore Ravens, Sep 18, 2016 ...1 more at 2.
Passes Defensed	5 vs. Los Angeles Rams, Nov 10, 2019 5 vs. Cincinnati Bengals, Sep 11, 2011	Interception Return Yards	62 at Pittsburgh Steelers, Oct 17, 2010 50 vs. Philadelphia Eagles, Sep 09, 2012
Forced Fumbles	1 at Buffalo Bills, Sep 12, 2021 1 vs. Los Angeles Rams, Nov 10, 2019 ...5 more at 1.	Special Teams Tackles	2 vs. Cincinnati Bengals, Oct 03, 2010 2 vs. Kansas City Chiefs, Sep 19, 2010
Fumble Recoveries	1 at Baltimore Ravens, Dec 29, 2019 1 vs. Tennessee Titans, Sep 20, 2015 ...3 more at 1.	Longest Opponent's Fumble Return	34 vs. Oakland Raiders, Oct 26, 2014 3 at Baltimore Ravens, Dec 29, 2019

SINGLE-GAME HIGHS - POSTSEASON: DEFENSIVE

Total Tackles	4 vs. Jacksonville Jaguars, Jan 14, 2018	Passes Defensed	1 vs. Jacksonville Jaguars, Jan 14, 2018
---------------	--	-----------------	--



SINGLE-GAME HIGHS: RUSHING/RECEIVING

All-Purpose Yards	107 at Pittsburgh Steelers, Oct 17, 2010	Punt Return Yards	13 vs. Baltimore Ravens, Sep 18, 2016
Kickoff Returns	51 vs. New York Jets, Nov 14, 2010	Longest Punt Return	13 vs. Baltimore Ravens, Sep 18, 2016
Kickoff Return Yards	2 at Pittsburgh Steelers, Oct 17, 2010	Punt Returns	1 vs. Baltimore Ravens, Sep 18, 2016
Longest Kickoff Return	32 vs. New York Jets, Nov 14, 2010	Special Teams Tackles	2 vs. Cincinnati Bengals, Oct 03, 2010
Fair Catches	24 at Pittsburgh Steelers, Oct 17, 2010	Most TDs	1 vs. Baltimore Ravens, Dec 02, 2020
	2 vs. Cincinnati Bengals, Dec 11, 2016		1 at Cincinnati Bengals, Nov 17, 2013
	1 at Dallas Cowboys, Nov 08, 2020		

2021 GAME-BY-GAME REGULAR-SEASON STATISTICS (STEELERS)


			TACKLES								INTERCEPTIONS						O. FUMB				ST				MISC				
DATE	OPPONENT	P/S	TK	S	A	SK	YDS	TFL	YDS	QBH	NO	YDS	LG	TD	PD	FF	FR	TD	YDS	TK	S	A	FF	FR	S	A	W/L	SCORE	
09/12	at Bills	S	5	3	2	0.0	0.0	0	0	0	0	0	0	0	0	1	0	0	0	0	0	0	0	0	0	0	W	23-16	
09/19	Raiders		ON INACTIVE LIST																								L	17-26	
09/26	Bengals	S	2	1	1	0.0	0.0	0	0	0	0	0	0	0	0	0	0	0	0	0	0	0	0	0	0	0	L	10-24	
10/03	at Packers	S	5	2	3	0.0	0.0	0	0	0	0	0	0	0	0	1	0	0	0	0	0	0	0	0	0	0	L	17-27	
10/10	Broncos	S	5	3	2	0.0	0.0	0	0	0	0	0	0	0	0	1	0	0	0	0	0	0	0	0	0	0	W	27-19	
10/17	Seahawks	S	3	2	1	0.0	0.0	0	0	0	0	0	0	0	0	0	0	0	0	0	0	0	0	0	0	0	W	23-20+	
10/31	at Browns	S	2	2	0	0.0	0.0	0	0	0	0	0	0	0	0	1	0	0	0	0	0	0	0	0	0	0	W	15-10	
11/08	Bears	S	1	1	0	0.0	0.0	0	0	0	0	0	0	0	0	1	0	0	0	0	0	0	0	0	0	0	W	29-27	
2021 TOTALS			7-7	23	14	9	0.0	0.0	0	0	0	0	0	0	0	4	1	0	0	0	0	0	0	0	0	0	0	5-3	
+ - Overtime																													

2020 GAME-BY-GAME POSTSEASON STATISTICS (STEELERS)

			TACKLES								INTERCEPTIONS					O. FUMB			ST				MISC						
DATE	OPPONENT	P/S	TK	S	A	SK	YDS	TFL	YDS	QBH	NO	YDS	LG	TD	PD	FF	FR	TD	YDS	TK	S	A	FF	FR	S	A	W/L	SCORE	
01/10	Browns										DID NOT PLAY														L	37-48			
2020 TOTALS			0	0	0	0.0	0.0	0	0	0	0	0	0	0	0	0	0	0	0	0	0	0	0	0	0	0	0	0-1	

2017 GAME-BY-GAME POSTSEASON STATISTICS (STEELERS)

			TACKLES								INTERCEPTIONS				O. FUMB				ST				MISC						
DATE	OPPONENT	P/S	TK	S	A	SK	YDS	TFL	YDS	QBH	NO	YDS	LG	TD	PD	FF	FR	TD	YDS	TK	S	A	FF	FR	S	A	W/L	SCORE	
01/14	Jaguars	S	4	4	0	0.0	0.0	0	0	0	0	0	0	0	1	0	0	0	0	0	0	0	0	0	0	0	L	42-45	
2017 TOTALS			1-1	4	4	0	0.0	0.0	0	0	0	0	0	0	1	0	0	0	0	0	0	0	0	0	0	0	0-1		



71

JOE HAEG

TACKLE

HEIGHT: 6-6

BIRTHPLACE Lake Shore, MN

WEIGHT: 298

HOW ACQUIRED: UFA '21

COLLEGE: North Dakota State

NFL EXPERIENCE: 6th year

BORN: Mar. 11, 1993 (28)

JOE HAEG'S NFL REGULAR SEASON STATISTICS

DATE	TEAM	GP	GS
2016	Colts	15	14
2017	Colts	16	15
2018	Colts	8	6
2019	Colts	16	0
2020	Buccaneers	12	3
2021	Steelers	6	1
NFL TOTALS		73	39

JOE HAEG'S NFL POSTSEASON STATISTICS

DATE	TEAM	GP	GS
2018	Colts	2	0
2020	Buccaneers	4	0
NFL TOTALS		6	0

2021 GAME-BY-GAME REGULAR-SEASON STATISTICS (STEELERS)

DATE	OPPONENT	P/S		W/L	SCORE
09/12	at Bills	P		W	23-16
09/19	Raiders	P		L	17-26
09/26	Bengals	P		L	10-24
10/03	at Packers	S		L	17-27
10/10	Broncos	P		W	27-19
10/17	Seahawks	P		W	23-20+
10/31	at Browns		DID NOT PLAY (NON-INJURY)	W	15-10
11/08	Bears		DID NOT PLAY (NON-INJURY)	W	29-27
2021 TOTALS		6-1		5-3	


+ - Overtime

2020 GAME-BY-GAME POSTSEASON STATISTICS (BUCCANEERS)

DATE	OPPONENT	P/S		W/L	SCORE
01/09	at Washington	P		W	31-23
01/17	at Saints	P		W	30-20
01/24	at Packers	P		W	31-26
02/07	Chiefs	P		W	31-9
2020 TOTALS		4-0		4-0	

2018 GAME-BY-GAME POSTSEASON STATISTICS (COLTS)

DATE	OPPONENT	P/S		W/L	SCORE
01/05	at Texans	P		W	21-7
01/12	at Chiefs	P		L	13-31
2018 TOTALS		2-0		1-1	



22

# NAJEE HARRIS

(NAHjee)

HEIGHT: 6-1      BIRTHPLACE: Antioch, CA

WEIGHT: 232      HOW ACQUIRED: D1 '21

COLLEGE: Alabama      NFL EXPERIENCE: R

BORN: Mar. 9, 1998 (23)

NAJEE HARRIS' NFL REGULAR SEASON RUSHING/RECEIVING STATISTICS

DATE	TEAM	GP	GS	RUSHING					RECEIVING				
				NO.	YDS.	AVG.	LG	TD	NO.	YDS.	AVG.	LG	TD
2021	Steelers	8	8	150	541	3.6	20	4	40	289	7.2	25t	2
NFL TOTALS		8	8	150	541	3.6	20	4	40	289	7.2	25T	2

NAJEE HARRIS' NFL REGULAR SEASON RETURN STATISTICS

KICKOFF RETURNS							PUNT RETURNS					
DATE	TEAM	RET.	YDS.	AVG.	LG	TD	NO.	FC	YDS.	AVG.	LG	TD
2021	Steelers	0	0	0.0	0	0	0	0	0	0.0	0	0
NFL TOTALS		0	0	0.0	0	0	0	0	0	0.0	0	0

SINGLE-GAME HIGHS: RUSHING/RECEIVING

Rush Attempts	26 at Cleveland Browns, Oct 31, 2021 24 vs. Seattle Seahawks, Oct 17, 2021	Longest Receptions	25t vs. Las Vegas Raiders, Sep 19, 2021 21 vs. Cincinnati Bengals, Sep 26, 2021
Rushing Yards	122 vs. Denver Broncos, Oct 10, 2021 91 at Cleveland Browns, Oct 31, 2021	Receiving TDs	1 vs. Seattle Seahawks, Oct 17, 2021 1 vs. Las Vegas Raiders, Sep 19, 2021
Longest Runs	20 vs. Denver Broncos, Oct 10, 2021 20 vs. Cincinnati Bengals, Sep 26, 2021	All-Purpose Yards	142 vs. Denver Broncos, Oct 10, 2021 142 vs. Cincinnati Bengals, Sep 26, 2021
Rushing TDs	1 vs. Chicago Bears, Nov 08, 2021 1 at Cleveland Browns, Oct 31, 2021 ...2 more at 1.	Most TDs	1 vs. Chicago Bears, Nov 08, 2021 1 at Cleveland Browns, Oct 31, 2021 ...4 more at 1.
Receptions	14 vs. Cincinnati Bengals, Sep 26, 2021 6 vs. Seattle Seahawks, Oct 17, 2021 ...1 more at 6.	Rushing Average	5.3 vs. Denver Broncos, Oct 10, 2021 4.1 at Green Bay Packers, Oct 03, 2021
Receiving Yards	102 vs. Cincinnati Bengals, Sep 26, 2021 46 vs. Seattle Seahawks, Oct 17, 2021	Receiving Average	9.7 at Cleveland Browns, Oct 31, 2021 8.6 vs. Las Vegas Raiders, Sep 19, 2021

100-YARD RECEIVING GAMES (1): REGULAR SEASON

DATE	TEAM	NO.	YDS.	AVG.	LG	TD
09/26/21	BENGALS	14	102	7.3	21	0


100-YARD RUSHING GAMES (1): REGULAR SEASON

DATE	TEAM	ATT.	YDS.	AVG.	LG	TD
10/10/21	BRONCOS	23	122	5.3	20	1

2021 GAME-BY-GAME REGULAR-SEASON STATISTICS (STEELERS)

DATE	OPPONENT	P/S	RUSHING					RECEIVING					W/L	SCORE
			NO.	YDS.	AVG.	LG	TD	NO.	YDS.	AVG.	LG	TD		
09/12	at Bills	S	16	45	2.8	18	0	1	4	4.0	4	0	W	23-16
09/19	Raiders	S	10	38	3.8	14	0	5	43	8.6	25t	1	L	17-26
09/26	Bengals	S	14	40	2.9	20	0	14	102	7.3	21	0	L	10-24
10/03	at Packers	S	15	62	4.1	11	1	6	29	4.8	9	0	L	17-27
10/10	Broncos	S	23	122	5.3	20	1	2	20	10.0	14	0	W	27-19
10/17	Seahawks	S	24	81	3.4	10	0	6	46	7.7	12	1	W	23-20+
10/31	at Browns	S	26	91	3.5	11	1	3	29	9.7	20	0	W	15-10
11/08	Bears	S	22	62	2.8	13	1	3	16	5.3	9	0	W	29-27
2021 TOTALS		8-8	150	541	3.6	20	4	40	289	7.2	25T	2	5-3	

+ - Overtime



6

PRESSLEY HARVIN III

PUNTER

HEIGHT: 6-0      BIRTHPLACE: Alcolu, SC

WEIGHT: 255      HOW ACQUIRED: D7b '21

COLLEGE: Georgia Tech      NFL EXPERIENCE: R

BORN: Sep. 17, 1998 (23)

PRESSLEY HARVIN III'S NFL REGULAR SEASON PUNTING STATISTICS


DATE	TEAM	GP	NO.	YDS.	AVG.	OPP. RET.	YDS.	NET YDS.	AVG.	TB	IN20	LG	BK
2021	Steelers	8	34	1,494	43.9	13	83	1,371	40.3	2	14	63	0
NFL TOTALS		8	34	1,494	43.9	13	83	1,371	40.3	2	14	63	0

SINGLE-GAME HIGHS: PUNTER

Punts	7 vs. Seattle Seahawks, Oct 17, 2021	Net Punting Avg	43.8 at Cleveland Browns, Oct 31, 2021
	5 vs. Chicago Bears, Nov 08, 2021		42.8 vs. Las Vegas Raiders, Sep 19, 2021
	...1 more at 5.	Longest Punts	63 vs. Denver Broncos, Oct 10, 2021
Gross Punting Yards	335 vs. Seattle Seahawks, Oct 17, 2021		59 vs. Las Vegas Raiders, Sep 19, 2021
	207 at Buffalo Bills, Sep 12, 2021	Inside the 20	4 vs. Seattle Seahawks, Oct 17, 2021
Gross Punting Avg	49.3 vs. Las Vegas Raiders, Sep 19, 2021		3 vs. Las Vegas Raiders, Sep 19, 2021
	47.9 vs. Seattle Seahawks, Oct 17, 2021		
Net Punting Yards	295 vs. Seattle Seahawks, Oct 17, 2021		
	206 at Buffalo Bills, Sep 12, 2021		

2021 GAME-BY-GAME REGULAR-SEASON STATISTICS (STEELERS)

DATE	OPPONENT		NO.	YDS.	AVG.	OPP. RET.	YDS.	NET YDS.	AVG	TB	IN20	LG	BK	W/L	SCORE
09/12	at Bills	P	5	207	41.4	1	1	206	41.2	0	2	51	0	W	23-16
09/19	Raiders	P	4	197	49.3	2	26	171	42.8	0	3	59	0	L	17-26
09/26	Bengals	P	4	162	40.5	2	9	153	38.3	0	1	50	0	L	10-24
10/03	at Packers	P	3	102	34.0	1	0	102	34.0	0	1	45	0	L	17-27
10/10	Broncos	P	2	119	59.5	2	26	93	46.5	0	0	63	0	W	27-19
10/17	Seahawks	P	7	335	47.9	3	20	295	42.1	1	4	58	0	W	23-20+
10/31	at Browns	P	4	176	44.0	2	1	175	43.8	0	1	56	0	W	15-10
11/08	Bears	P	5	196	39.2	0	0	176	35.2	1	2	46	0	W	29-27
2021 TOTALS			8	34	1,494	43.9	13	83	1,371	40.3	2	14	63	0	5-3
+ - Overtime															



3

DWAYNE HASKINS

QUARTERBACK

HEIGHT: 6-4  
WEIGHT: 230  
COLLEGE: Ohio State  
BORN: May. 3, 1997 (24)

BIRTHPLACE Highland Park, NJ  
HOW ACQUIRED: FA '21  
NFL EXPERIENCE: 3rd year

REGULAR SEASON COMPARISON: PASSING - DETROIT LIONS

DATE	OPP	W/L	GP/GS	C	ATT	YDS.	AVG.	TD	LG	INT	SK	SKYD	RTG
11/24/19	WAS vs. DET	W	S	13	29	156	5.4	0	26	1	3	12	47.5
TOTALS		1/0	1/1	13	29	156	5.4	0	26	1	3	12	--

DWAYNE HASKINS' NFL REGULAR SEASON PASSING STATISTICS

DATE	TEAM	GP	GS	ATT.	CMP.	PCT.	YDS	AVG.	TD	INT.	LG	SK	LST	RATE
2019	Washington	9	7	203	119	58.6	1,365	6.7	7	7	75t	29	204	76.1
2020	Washington	7	6	241	148	61.4	1,439	6.0	5	7	50	20	141	73.0
2021	Steelers	0	0	0	0	0.0	0	0.0	0	0	0	0	0	0.0
TOTALS		16	13	444	267	60.1	2,804	6.3	12	14	75T	49	345	74.4

DWAYNE HASKINS' NFL POSTSEASON PASSING STATISTICS

DATE	TEAM	GP	GS	ATT.	CMP.	PCT.	YDS	AVG.	TD	INT.	LG	SK	LST	RATE
2020	Washington	0	0	0	0	0.0	0	0.0	0	0	0	0	0	0.0
TOTALS		0	0	0	0	0.0	0	0.0	0	0	0	0	0	0.0

DWAYNE HASKINS' NFL REGULAR SEASON RUSHING STATISTICS

DATE	TEAM	NO.	YDS.	AVG.	LG	TD
2019	Washington	20	101	5.1	23	0
2020	Washington	20	46	2.3	19	1
2021	Steelers	0	0	0.0	0	0
TOTALS		40	147	3.7	23	1

DWAYNE HASKINS' NFL POSTSEASON RUSHING STATISTICS

DATE	TEAM	NO.	YDS.	AVG.	LG	TD
2020	Washington	0	0	0.0	0	0
TOTALS		0	0	0.0	0	0

DWAYNE HASKINS' NFL REGULAR SEASON PASSING/RUSHING STATISTICS

PASSING															RUSHING				
DATE	TEAM	GP	GS	ATT.	CMP.	PCT.	YDS	AVG.	TD	INT.	LG	SK	LST	RATE	NO.	YDS.	AVG.	LG	TD
2019	Washington	9	7	203	119	58.6	1,365	6.7	7	7	75t	29	204	76.1	20	101	5.1	23	0
2020	Washington	7	6	241	148	61.4	1,439	6.0	5	7	50	20	141	73.0	20	46	2.3	19	1
2021	Steelers	0	0	0	0	0.0	0	0.0	0	0	0	0	0	0.0	0	0	0.0	0	0
TOTALS		16	13	444	267	60.1	2,804	6.3	12	14	75T	49	345	74.4	40	147	3.7	23	1

DWAYNE HASKINS' NFL POSTSEASON PASSING/RUSHING STATISTICS

				PASSING											RUSHING				
DATE	TEAM	GP	GS	ATT.	CMP.	PCT.	YDS	AVG.	TD	INT.	LG	SK	LST	RATE	NO.	YDS.	AVG.	LG	TD
2020	Washington	0	0	0	0	0.0	0	0.0	0	0	0	0	0	0.0	0	0	0.0	0	0
TOTALS		0	0	0	0	0.0	0	0.0	0	0	0	0	0	0.0	0	0	0.0	0	0

SINGLE-GAME HIGHS: QUARTERBACK

Pass Attempts	55 vs. Seattle Seahawks, Dec 20, 2020	Passer Rating	143.2 vs. New York Giants, Dec 22, 2019
	45 vs. Baltimore Ravens, Oct 04, 2020		121.3 vs. Philadelphia Eagles, Dec 15, 2019
Pass Completions	38 vs. Seattle Seahawks, Dec 20, 2020	Rush Attempts	7 vs. Philadelphia Eagles, Sep 13, 2020
	32 vs. Baltimore Ravens, Oct 04, 2020		4 at San Francisco 49ers, Dec 13, 2020
Yards Passing	314 vs. Baltimore Ravens, Oct 04, 2020		...2 more at 4.
	295 vs. Seattle Seahawks, Dec 20, 2020	Rushing Yards	28 vs. Seattle Seahawks, Dec 20, 2020
TD Passes	2 at Cleveland Browns, Sep 27, 2020		28 vs. Detroit Lions, Nov 24, 2019
	2 vs. New York Giants, Dec 22, 2019	Longest Runs	23 vs. Philadelphia Eagles, Dec 15, 2019
	...2 more at 2.		19 vs. Philadelphia Eagles, Sep 13, 2020
Long Passes	751 vs. Philadelphia Eagles, Dec 15, 2019	Rushing TDs	1 vs. Baltimore Ravens, Oct 04, 2020
	50 vs. Carolina Panthers, Dec 27, 2020		
Completion Percentage	80.0 vs. New York Giants, Dec 22, 2019		
	71.1 vs. Baltimore Ravens, Oct 04, 2020		

300-YARD PASSING GAMES (1): REGULAR SEASON


DATE	TEAM	NO.	YDS.	AVG.	LG	TD
10/04/20	RAVENS	32	314	9.8	40	0

2021 GAME-BY-GAME REGULAR-SEASON STATISTICS (STEELERS)

		PASSING												RUSHING					
DATE	OPPONENT	P/S	ATT	CMP	YDS	PCT	Y/A	Y/C	TD	INT	LG	SK/YD	RATE	ATT	YDS	LG	TD	W/L	SCORE
09/12	at Bills								ON INACTIVE LIST									W	23-16
09/19	Raiders								ON INACTIVE LIST									L	17-26
09/26	Bengals								ON INACTIVE LIST									L	10-24
10/03	at Packers								ON INACTIVE LIST									L	17-27
10/10	Broncos								ON INACTIVE LIST									W	27-19
10/17	Seahawks								ON INACTIVE LIST									W	23-20+
10/31	at Browns								ON INACTIVE LIST									W	15-10
11/08	Bears								ON INACTIVE LIST									W	29-27
2021 TOTALS		0-0	0	0	0	0.0	0.0	0.0	0	0	0	0/0	0.0	0	0	0	0	5-3	
+ - Overtime																			

2020 GAME-BY-GAME POSTSEASON STATISTICS (WASHINGTON)

		PASSING												RUSHING					
DATE	OPPONENT	P/S	ATT	CMP	YDS	PCT	Y/A	Y/C	TD	INT	LG	SK/YD	RATE	ATT	YDS	LG	TD	W/L	SCORE
01/09	Buccaneers								DID NOT PLAY									L	23-31
2020 TOTALS		0-0	0	0	0	0.0	0.0	0.0	0	0	0	0/0	0.0	0	0	0	0	0-1	



EST. 1933

STEELERS NATION

60

J.C. HASSENAUER

CENTER

HEIGHT: 6-2

WEIGHT: 295

COLLEGE: Alabama

BORN: Sep. 15, 1995 (26)

BIRTHPLACE Woodbury, MN

HOW ACQUIRED: FA '19

NFL EXPERIENCE: 2nd year

J.C. HASSENAUER'S NFL REGULAR SEASON STATISTICS

DATE	TEAM	GP	GS
2018	Falcons	0	0
2019	Steelers	0	0
2020	Steelers	15	4
2021	Steelers	8	0
NFL TOTALS		23	4

J.C. HASSENAUER'S NFL POSTSEASON STATISTICS


DATE	TEAM	GP	GS
2020	Steelers	1	0
NFL TOTALS		1	0

2021 GAME-BY-GAME REGULAR-SEASON STATISTICS (STEELERS)

DATE	OPPONENT	P/S	W/L	SCORE
09/12	at Bills	P	W	23-16
09/19	Raiders	P	L	17-26
09/26	Bengals	P	L	10-24
10/03	at Packers	P	L	17-27
10/10	Broncos	P	W	27-19
10/17	Seahawks	P	W	23-20+
10/31	at Browns	P	W	15-10
11/08	Bears	P	W	29-27
2021 TOTALS		8-0	5-3	
+ - Overtime				

2020 GAME-BY-GAME POSTSEASON STATISTICS (STEELERS)

DATE	OPPONENT	P/S	W/L	SCORE
01/10	Browns	P	L	37-48
2020 TOTALS		1-0	0-1	



CAMERON HEYWARD

DEFENSIVE TACKLE

HEIGHT: 6-5 BIRTHPLACE Pittsburgh, PA  
WEIGHT: 295 HOW ACQUIRED: D1 '11  
COLLEGE: Ohio State NFL EXPERIENCE: 11th year  
BORN: May, 6, 1989 (32)



REGULAR SEASON COMPARISON: DEFENSIVE - DETROIT LIONS

DATE	OPP	W/L	GP/GS	TACKLES			SACK	YDS.	INT	TFL	PD	QBH	TD	MISC	
				TOT	SOLO	ASST								FF	FR
11/17/13	PIT vs. DET	W	S	6	5	1	0.0	0.0	0	0	2	0	0	0	0
10/29/17	PIT @ DET	W	S	3	3	0	1.0	11.0	0	2	0	2	0	0	0
TOTALS		2/0	2/2	9	8	1	1.0	11.0	0	2	2	2	0	0	0

CAMERON HEYWARD'S NFL REGULAR SEASON DEFENSIVE STATISTICS

DATE	TEAM	GP	GS	TACKLES								INTERCEPTIONS				O. FUMB				ST				MISC	
				TK	S	A	TFL	YDS	SK	YDS	QBH	NO	YDS	LG	TD	PD	FF	FR	TD	YDS	TK	S	A	FF	FR
2011	Steelers	16	0	11	10	1	0	0	1.0	8.0	3	0	0	0	1	1	0	0	0	0	0	0	0	0	0
2012	Steelers	16	0	20	13	7	2	0	1.5	5.0	3	0	0	0	0	0	0	0	0	0	0	0	0	0	0
2013	Steelers	16	13	59	35	24	7	51	5.0	41.0	10	0	0	0	7	0	1	0	8	0	0	0	0	0	0
2014	Steelers	16	16	53	33	20	11	54	7.5	47.0	16	0	0	0	4	0	0	0	0	0	0	0	0	0	0
2015	Steelers	16	16	54	39	15	15	69	7.0	35.0	13	0	0	0	2	1	0	0	0	0	0	0	0	0	0
2016	Steelers	7	7	21	17	4	4	18	3.0	16.0	5	0	0	0	4	0	1	0	1	0	0	0	0	0	0
2017	Steelers	15	15	45	30	15	16	78	12.0	71.0	22	0	0	0	3	2	1	0	0	0	0	0	0	0	0
2018	Steelers	16	16	51	29	22	10	55	8.0	60.0	18	0	0	0	3	1	1	0	0	0	0	0	0	0	0
2019	Steelers	16	16	83	51	32	11	53	9.0	61.0	23	0	0	0	6	1	1	0	0	0	0	0	0	0	0
2020	Steelers	15	15	54	30	24	7	20	4.0	28.5	19	1	0	0	3	0	0	0	0	0	0	0	0	0	0
2021	Steelers	8	8	42	25	17	5	19	2.5	16.5	8	1	0	0	6	1	1	0	0	0	0	0	0	0	0
NFL TOTALS		157	122	493	312	181	88	417	60.5	389.0	140	2	0	0	39	7	6	0	9	0	0	0	0	0	0

CAMERON HEYWARD'S NFL POSTSEASON DEFENSIVE STATISTICS

				TACKLES								INTERCEPTIONS					O. FUMB				ST			MISC			
DATE	TEAM	GP	GS	TK	S	A	TFL	YDS	SK	YDS	QBH	NO	YDS	LG	TD	PD	FF	FR	TD	YDS	TK	S	A	FF	FR	TD	YDS
2011	Steelers	1	0	4	3	1	0	0	0.0	0.0	0	0	0	0	0	0	0	0	0	0	0	0	0	0	0	0	0
2014	Steelers	1	1	2	2	0	0	0	0.0	0.0	2	0	0	0	0	0	0	0	0	0	0	0	0	0	0	0	0
2015	Steelers	2	2	1	1	0	0	0	1.0	11.0	4	0	0	0	0	0	1	0	0	0	0	0	0	0	0	0	0
2017	Steelers	1	1	1	1	0	1	2	0.0	0.0	0	0	0	0	0	0	0	0	0	0	0	0	0	0	0	0	0
2020	Steelers	1	1	1	1	0	0	0	0.0	0.0	0	0	0	0	0	1	0	0	0	0	0	0	0	0	0	0	0
NFL TOTALS		6	5	9	8	1	1	2	1.0	11.0	6	0	0	0	0	1	1	0	0	0	0	0	0	0	0	0	0

SINGLE-GAME HIGHS: DEFENSIVE

Total Tackles	10 vs. Miami Dolphins, Dec 08, 2013 9 vs. Seattle Seahawks, Oct 17, 2021 ...1 more at 9.	Fumble Recoveries	1 at Buffalo Bills, Sep 12, 2021 1 vs. Cleveland Browns, Dec 01, 2019 ...4 more at 1.
Sacks	3.0 vs. Kansas City Chiefs, Oct 02, 2016 2.5 vs. Cincinnati Bengals, Sep 30, 2019	Tackles For Loss	3 vs. Kansas City Chiefs, Oct 02, 2016 2 vs. Seattle Seahawks, Oct 17, 2021 ...16 more at 2.
Passes Defensed	2 vs. Denver Broncos, Oct 10, 2021 2 at Buffalo Bills, Sep 12, 2021 ...4 more at 2.	Interceptions	1 at New York Giants, Sep 14, 2020 Longest Opponent's Fumble Return
Forced Fumbles	1 at Buffalo Bills, Sep 12, 2021 1 vs. Cincinnati Bengals, Sep 30, 2019 ...5 more at 1.		8 at Cleveland Browns, Nov 24, 2013 1 vs. Cincinnati Bengals, Sep 18, 2016

SINGLE-GAME HIGHS - POSTSEASON: DEFENSIVE

Total Tackles	4 at Denver Broncos, Jan 08, 2012 2 vs. Baltimore Ravens, Jan 03, 2015 1 vs. Cleveland Browns, Jan 10, 2021 1 vs. Jacksonville Jaguars, Jan 14, 2018 1 at Cincinnati Bengals, Jan 09, 2016	Forced Fumbles	1 at Cincinnati Bengals, Jan 09, 2016
Sacks	1.0 at Cincinnati Bengals, Jan 09, 2016	Tackles For Loss	1 vs. Jacksonville Jaguars, Jan 14, 2018
Passes Defensed	1 vs. Cleveland Browns, Jan 10, 2021		

SINGLE-GAME HIGHS: RUSHING/RECEIVING

All-Purpose Yards	11 vs. Baltimore Ravens, Oct 20, 2013 8 at Cleveland Browns, Nov 24, 2013	Kickoff Return Yards	11 vs. Baltimore Ravens, Oct 20, 2013
Kickoff Returns	1 vs. Baltimore Ravens, Oct 20, 2013	Longest Kickoff Return	11 vs. Baltimore Ravens, Oct 20, 2013



2021 GAME-BY-GAME REGULAR-SEASON STATISTICS (STEELERS)

DATE	OPPONENT	P/S	TACKLES							INTERCEPTIONS					O. FUMB			ST			MISC		W/L	SCORE			
			TK	S	A	SK	YDS	TFL	YDS	QBH	NO	YDS	LG	TD	PD	FF	FR	TD	YDS	TK	S	A			FF	FR	S
09/12	at Bills	S	4	2	2	1.0	6.0	1	6	1	0	0	0	0	2	1	1	0	0	0	0	0	0	0	0	W	23-16
09/19	Raiders	S	7	4	3	0.0	0.0	1	0	0	0	0	0	1	0	0	0	0	0	0	0	0	0	0	0	L	17-26
09/26	Bengals	S	5	1	4	0.0	0.0	0	0	0	0	0	0	0	0	0	0	0	0	0	0	0	0	0	0	L	10-24
10/03	at Packers	S	8	5	3	0.0	0.0	1	1	1	0	0	0	0	0	0	0	0	0	0	0	0	0	0	0	L	17-27
10/10	Broncos	S	3	2	1	0.0	0.0	0	0	0	0	0	0	2	0	0	0	0	0	0	0	0	0	0	0	W	27-19
10/17	Seahawks	S	9	6	3	1.0	8.0	2	12	1	0	0	0	0	0	0	0	0	0	0	0	0	0	0	0	W	23-20+
10/31	at Browns	S	4	3	1	0.5	2.5	0	0	2	0	0	0	0	0	0	0	0	0	0	0	0	0	0	0	W	15-10
11/08	Bears	S	2	2	0	0.0	0.0	0	0	3	1	0	0	0	1	0	0	0	0	0	0	0	0	0	0	W	29-27
2021 TOTALS			8-8	42	25	17	2.5	16.5	5	19	8	1	0	0	6	1	1	0	0	0	0	0	0	0	0	5-3	
+ - Overtime																											

+ - Overtime

2020 GAME-BY-GAME POSTSEASON STATISTICS (STEELERS)

DATE	OPPONENT	P/S	TACKLES							INTERCEPTIONS					O. FUMB			ST					MISC		W/L	SCORE	
			TK	S	A	SK	YDS	TFL	YDS	QBH	NO	YDS	LG	TD	PD	FF	FR	TD	YDS	TK	S	A	FF	FR			S
01/10	Browns	S	1	1	0	0.0	0.0	0	0	0	0	0	0	1	0	0	0	0	0	0	0	0	0	0	0	L	37-48
2020 TOTALS		1-1	1	1	0	0.0	0.0	0	0	0	0	0	0	1	0	0	0	0	0	0	0	0	0	0	0	0-1	

2017 GAME-BY-GAME POSTSEASON STATISTICS (STEELERS)

DATE	OPPONENT	P/S	TACKLES								INTERCEPTIONS				O. FUMB			ST				MISC		W/L	SCORE		
			TK	S	A	SK	YDS	TFL	YDS	QBH	NO	YDS	LG	TD	PD	FF	FR	TD	YDS	TK	S	A	FF			FR	S
01/14	Jaguars	S	1	1	0	0.0	0.0	1	2	0	0	0	0	0	0	0	0	0	0	0	0	0	0	0	0	L	42-45
2017 TOTALS		1-1	1	1	0	0.0	0.0	1	2	0	0	0	0	0	0	0	0	0	0	0	0	0	0	0	0	0-1	

2015 GAME-BY-GAME POSTSEASON STATISTICS (STEELERS)

			TACKLES							INTERCEPTIONS					O. FUMB			ST			MISC							
DATE	OPPONENT	P/S	TK	S	A	SK	YDS	TFL	YDS	QBH	NO	YDS	LG	TD	PD	FF	FR	TD	YDS	TK	S	A	FF	FR	S	A	W/L	SCORE
01/09	at Bengals	S	1	1	0	1.0	11.0	0	0	4	0	0	0	0	0	1	0	0	0	0	0	0	0	0	0	0	W	18-16
01/17	at Broncos	S	0	0	0	0.0	0.0	0	0	0	0	0	0	0	0	0	0	0	0	0	0	0	0	0	0	0	L	16-23
2015 TOTALS		2-2	1	1	0	1.0	11.0	0	0	4	0	0	0	0	0	1	0	0	0	0	0	0	0	0	0	0	1-1	


2014 GAME-BY-GAME POSTSEASON STATISTICS (STEELERS)

DATE	OPPONENT	P/S	TACKLES							INTERCEPTIONS				O. FUMB			ST				MISC		W/L	SCORE			
			TK	S	A	SK	YDS	TFL	YDS	QBH	NO	YDS	LG	TD	PD	FF	FR	TD	YDS	TK	S	A			FF	FR	S
01/03	Ravens	S	2	2	0	0.0	0.0	0	0	2	0	0	0	0	0	0	0	0	0	0	0	0	0	0	0	L	17-30
2014 TOTALS		1-1	2	2	0	0.0	0.0	0	0	2	0	0	0	0	0	0	0	0	0	0	0	0	0	0	0	0-1	

2011 GAME-BY-GAME POSTSEASON STATISTICS (STEELERS)

DATE	OPPONENT	P/S	TACKLES							INTERCEPTIONS				O. FUMB			ST				MISC		W/L	SCORE			
			TK	S	A	SK	YDS	TFL	YDS	QBH	NO	YDS	LG	TD	PD	FF	FR	TD	YDS	TK	S	A			FF	FR	S
01/08	at Broncos	P	4	3	1	0.0	0.0	0	0	0	0	0	0	0	0	0	0	0	0	0	0	0	0	0	0	L	23-29+
2011 TOTALS		1-0	4	3	1	0.0	0.0	0	0	0	0	0	0	0	0	0	0	0	0	0	0	0	0	0	0	0-1	

+ - Overtime



ALEX HIGHSMITH

LINEBACKER

HEIGHT: 6-4 BIRTHPLACE: Wilmington, NC  
WEIGHT: 242 HOW ACQUIRED: D3 '20  
COLLEGE: Charlotte NFL EXPERIENCE: 2nd year  
BORN: Aug. 7, 1997 (24)

ALEX HIGHSMITH'S NFL REGULAR SEASON DEFENSIVE STATISTICS

DATE	TEAM	GP	GS	TK	S	TACKLES					INTERCEPTIONS					O. FUMB					ST				MISC	
						A	YDS	SK	YDS	QBH	NO	YDS	LG	TD	PD	FF	FR	TD	YDS	TK	S	A	FF	FR	S	A
2020	Steelers	16	5	42	26	16	5	22	2.0	16.0	6	1	2	2	0	1	0	0	0	6	4	2	0	0	0	
2021	Steelers	7	7	28	12	16	4	14	1.5	15.5	6	0	0	0	0	0	0	0	0	0	0	0	0	0	0	
NFL TOTALS		23	12	70	38	32	9	36	3.5	31.5	12	1	2	2	0	1	0	0	0	6	4	2	0	0	0	

ALEX HIGHSMITH'S NFL POSTSEASON DEFENSIVE STATISTICS

		TACKLES										INTERCEPTIONS						O. FUMB				ST				MISC		
DATE	TEAM	GP	GS	TK	S	A	TFL	YDS	SK	YDS	QBH	NO	YDS	LG	TD	PD	FF	FR	TD	YDS	TK	S	A	FF	FR	S	A	
2020	Steelers	1	1	2	1	1	0	0	0.0	0.0	0	0	0	0	0	0	0	0	0	0	0	0	0	0	0	0	0	0
NFL TOTALS		1	1	2	1	1	0	0	0.0	0.0	0	0	0	0	0	0	0	0	0	0	0	0	0	0	0	0	0	0

SINGLE-GAME HIGHS: DEFENSIVE

- Total Tackles9 at Cleveland Browns, Jan 03, 2021  
7 vs. Seattle Seahawks, Oct 17, 2021  
...1 more at 7.
- Sacks1.5 vs. Seattle Seahawks, Oct 17, 2021  
1.0 at Cleveland Browns, Jan 03, 2021  
...1 more at 1.0.
- Passes Defended1 at Baltimore Ravens, Nov 01, 2020  
2 vs. Seattle Seahawks, Oct 17, 2021  
1 at Cleveland Browns, Oct 31, 2021  
...6 more at 1.
- Interceptions1 at Baltimore Ravens, Nov 01, 2020  
2 at Baltimore Ravens, Nov 01, 2020  
3 vs. Cleveland Browns, Oct 18, 2020  
1 vs. Indianapolis Colts, Dec 27, 2020  
...2 more at 1.
- Interception Return Yards
- Special Teams Tackles

SINGLE-GAME HIGHS - POSTSEASON: DEFENSIVE


- Total Tackles2 vs. Cleveland Browns, Jan 10, 2021

2021 GAME-BY-GAME REGULAR-SEASON STATISTICS (STEELERS)

DATE	OPPONENT	P/S	TACKLES								INTERCEPTIONS				O. FUMB			ST				MISC		W/L	SCORE		
			TK	S	A	SK	YDS	TFL	YDS	QBH	NO	YDS	LG	TD	PD	FF	FR	TD	YDS	TK	S	A	FF			FR	S
09/12	at Bills	S	4	3	1	0.0	0.0	0	0	0	0	0	0	0	0	0	0	0	0	0	0	0	0	0	W	23-16	
09/19	Raiders	S	4	3	1	0.0	0.0	1	4	0	0	0	0	0	0	0	0	0	0	0	0	0	0	0	L	17-26	
09/26	Bengals									ON INACTIVE LIST														L	10-24		
10/03	at Packers	S	5	2	3	0.0	0.0	0	0	0	0	0	0	0	0	0	0	0	0	0	0	0	0	0	L	17-27	
10/10	Broncos	S	1	1	0	0.0	0.0	0	0	0	0	0	0	0	0	0	0	0	0	0	0	0	0	0	W	27-19	
10/17	Seahawks	S	7	2	5	1.5	15.5	2	9	4	0	0	0	0	0	0	0	0	0	0	0	0	0	0	W	23-20+	
10/31	at Browns	S	4	1	3	0.0	0.0	1	1	0	0	0	0	0	0	0	0	0	0	0	0	0	0	0	W	15-10	
11/08	Bears	S	3	0	3	0.0	0.0	0	0	2	0	0	0	0	0	0	0	0	0	0	0	0	0	0	W	29-27	
2021 TOTALS		7-7	28	12	16	1.5	15.5	4	14	6	0	0	0	0	0	0	0	0	0	0	0	0	0	0	5-3		
+ - Overtime																											

2020 GAME-BY-GAME POSTSEASON STATISTICS (STEELERS)

DATE	OPPONENT	P/S	TACKLES							INTERCEPTIONS					O. FUMB			ST				MISC		W/L	SCORE	
			TK	S	A	SK	YDS	TFL	YDS	QBH	NO	YDS	LG	TD	PD	FF	FR	TD	YDS	TK	S	A	FF			FR
01/10	Browns	S	2	1	1	0.0	0.0	0	0	0	0	0	0	0	0	0	0	0	0	0	0	0	0	0	L	37-48
2020 TOTALS		1-1	2	1	1	0.0	0.0	0	0	0	0	0	0	0	0	0	0	0	0	0	0	0	0	0	0-1	



45

Buddy Johnson

LINEBACKER

HEIGHT: 6-2

WEIGHT: 240

COLLEGE: Texas A&M

BORN: Feb. 27, 1999 (22)

BIRTHPLACE: Dallas, TX

HOW ACQUIRED: D4b '21

NFL EXPERIENCE: R

Buddy Johnson's NFL Regular Season Defensive Statistics

				TACKLES							INTERCEPTIONS							O. FUMB			ST				MISC		
DATE	TEAM	GP	GS	TK	S	A	TFL	YDS	SK	YDS	QBH	NO	YDS	LG	TD	PD	FF	FR	TD	YDS	TK	S	A	FF	FR	S	A
2021	Steelers	2	0	0	0	0	0	0	0.0	0.0	0	0	0	0	0	0	0	0	0	0	0	0	0	0	0	0	0
NFL TOTALS		2	0	0	0	0	0	0	0.0	0.0	0	0	0	0	0	0	0	0	0	0	0	0	0	0	0	0	0

2021 Game-by-Game Regular-Season Statistics (Steelers)

DATE	OPPONENT	P/S	TACKLES							INTERCEPTIONS					O. FUMB			ST			MISC			W/L	SCORE			
			TK	S	A	SK	YDS	TFL	YDS	QBH	NO	YDS	LG	TD	PD	FF	FR	TD	YDS	TK	S	A	FF			FR	S	A
09/12	at Bills	P	0	0	0	0.0	0.0	0	0	0	0	0	0	0	0	0	0	0	0	0	0	0	0	0	0	W	23-16	
09/19	Raiders	P	0	0	0	0.0	0.0	0	0	0	0	0	0	0	0	0	0	0	0	0	0	0	0	0	0	L	17-26	
09/26	Bengals									DID NOT PLAY (NON-INJURY)																L	10-24	
10/03	at Packers										ON INACTIVE LIST																L	17-27
10/10	Broncos										ON INACTIVE LIST																W	27-19
10/17	Seahawks										ON INACTIVE LIST																W	23-20+
10/31	at Browns										ON INACTIVE LIST																W	15-10
11/08	Bears										ON INACTIVE LIST																W	29-27
2021 TOTALS		2-0	0	0	0	0.0	0.0	0	0	0	0	0	0	0	0	0	0	0	0	0	0	0	0	0	0	5-3		
+ - Overtime																												



DIONTAE JOHNSON

WIDE RECEIVER

HEIGHT: 5-10      BIRTHPLACE: Ruskin, FL  
WEIGHT: 183      HOW ACQUIRED: D3a '19  
COLLEGE: Toledo      NFL EXPERIENCE: 3rd year  
BORN: Jul. 5, 1996 (25)

DIONTAE JOHNSON'S NFL REGULAR SEASON RUSHING/RECEIVING STATISTICS

DATE	TEAM	GP	GS	RECEIVING					TD	RUSHING					TD
				NO.	YDS.	AVG.	LG			NO.	YDS.	AVG.	LG		
2019	Steelers	16	12	59	680	11.5	45t	5		4	41	10.3	17		0
2020	Steelers	15	13	88	923	10.5	47	7		3	15	5.0	9		0
2021	Steelers	7	6	45	530	11.8	50t	3		3	36	12.0	25		0
NFL TOTALS		38	31	192	2,133	11.1	50T	15		10	92	9.2	25		0

DIONTAE JOHNSON'S NFL POSTSEASON RUSHING/RECEIVING STATISTICS

DATE	TEAM	GP	GS	RECEIVING					TD	RUSHING					TD
				NO.	YDS.	AVG.	LG			NO.	YDS.	AVG.	LG		
2020	Steelers	1	1	11	117	10.6	19	0		0	0	0.0	0		0
NFL TOTALS		1	1	11	117	10.6	19	0		0	0	0.0	0		0

DIONTAE JOHNSON'S NFL REGULAR SEASON RETURN STATISTICS

KICKOFF RETURNS							PUNT RETURNS						
DATE	TEAM	RET.	YDS.	AVG.	LG	TD	NO.	FC	YDS.	AVG.	LG	TD	
2019	Steelers	0	0	0.0	0	0	20	7	248	12.4	85t	1	
2020	Steelers	1	24	24.0	24	0	8	2	58	7.3	18	0	
2021	Steelers	0	0	0.0	0	0	0	0	0	0.0	0	0	
NFL TOTALS		1	24	24.0	24	0	28	9	306	10.9	85T	1	

DIONTAE JOHNSON'S NFL POSTSEASON RETURN STATISTICS

KICKOFF RETURNS							PUNT RETURNS						
DATE	TEAM	RET.	YDS.	AVG.	LG	TD	NO.	FC	YDS.	AVG.	LG	TD	
2020	Steelers	0	0	0.0	0	0	0	0	0	0.0	0	0	
NFL TOTALS		0	0	0.0	0	0	0	0	0	0.0	0	0	

SINGLE-GAME HIGHS: RUSHING/RECEIVING

Rush Attempts	2 vs. Chicago Bears, Nov 08, 2021 1 vs. Seattle Seahawks, Oct 17, 2021 ...7 more at 1.	Longest Kickoff Return	24 vs. Denver Broncos, Sep 20, 2020
Rushing Yards	17 vs. Cleveland Browns, Dec 01, 2019 16 at Arizona Cardinals, Dec 08, 2019	Fair Catches	3 vs. Buffalo Bills, Dec 15, 2019
Longest Runs	25 vs. Seattle Seahawks, Oct 17, 2021 17 vs. Cleveland Browns, Dec 01, 2019	Punt Return Yards	2 at Cincinnati Bengals, Nov 24, 2019 86 at Arizona Cardinals, Dec 08, 2019 40 at New York Jets, Dec 22, 2019
Receptions	12 at Jacksonville Jaguars, Nov 22, 2020 9 vs. Seattle Seahawks, Oct 17, 2021 ...3 more at 9.	Longest Punt Return	85t at Arizona Cardinals, Dec 08, 2019 18 vs. Denver Broncos, Sep 20, 2020
Receiving Yards	116 vs. Cincinnati Bengals, Nov 15, 2020 111 at Jacksonville Jaguars, Nov 22, 2020	Punt Returns	4 at Cincinnati Bengals, Nov 24, 2019 3 at New York Giants, Sep 14, 2020 ...2 more at 3.
Longest Receptions	50 at Cleveland Browns, Oct 31, 2021 50t vs. Denver Broncos, Oct 10, 2021	Punt Return TDs	1 at Arizona Cardinals, Dec 08, 2019
Receiving TDs	2 at Tennessee Titans, Oct 25, 2020 1 at Green Bay Packers, Oct 03, 2021 ...11 more at 1.	Miscellaneous Tackles	1 at Cincinnati Bengals, Dec 21, 2020
All-Purpose Yards	162 at Arizona Cardinals, Dec 08, 2019 141 vs. Denver Broncos, Sep 20, 2020	Most TDs	1 vs. Cleveland Browns, Dec 01, 2019 2 at Tennessee Titans, Oct 25, 2020 2 at Arizona Cardinals, Dec 08, 2019
Kickoff Returns	1 vs. Denver Broncos, Sep 20, 2020	Receiving Average	32.0 at Cleveland Browns, Jan 03, 2021 19.3 vs. Cincinnati Bengals, Nov 15, 2020
Kickoff Return Yards	24 vs. Denver Broncos, Sep 20, 2020	Punt Return Average	13.3 at New York Jets, Dec 22, 2019 7.3 vs. Los Angeles Rams, Nov 10, 2019

SINGLE-GAME HIGHS - POSTSEASON: RECEIVING

Receptions	11 vs. Cleveland Browns, Jan 10, 2021	Longest Receptions	19 vs. Cleveland Browns, Jan 10, 2021
Receiving Yards	117 vs. Cleveland Browns, Jan 10, 2021		15 vs. Cleveland Browns, Jan 10, 2021 15 vs. Cleveland Browns, Jan 10, 2021 15 vs. Cleveland Browns, Jan 10, 2021 12 vs. Cleveland Browns, Jan 10, 2021
		All-Purpose Yards	117 vs. Cleveland Browns, Jan 10, 2021

100-YARD RECEIVING GAMES (3): REGULAR SEASON

DATE	TEAM	NO.	YDS.	AVG.	LG	TD
11/15/20	BENGALS	6	116	19.3	46	1
11/22/20	at Jaguars	12	111	9.3	23	0
09/19/21	RAIDERS	9	105	11.7	41	0

100-YARD RECEIVING GAMES (1): POSTSEASON

DATE	TEAM	NO.	YDS.	AVG.	LG	TD
01/10/21	BROWNS	11	117	10.6	19	0

2021 GAME-BY-GAME REGULAR-SEASON STATISTICS (STEELERS)

			RECEIVING					RUSHING						
DATE	OPPONENT	P/S	NO.	YDS.	AVG.	LG	TD	NO.	YDS.	AVG.	LG	TD	W/L	SCORE
09/12	at Bills	S	5	36	7.2	14	1	0	0	0.0	0	0	W	23-16
09/19	Raiders	S	9	105	11.7	41	0	0	0	0.0	0	0	L	17-26
09/26	Bengals							ON INACTIVE LIST					L	10-24
10/03	at Packers	S	9	92	10.2	45t	1	0	0	0.0	0	0	L	17-27
10/10	Broncos	S	2	72	36.0	50t	1	0	0	0.0	0	0	W	27-19
10/17	Seahawks	S	9	71	7.9	23	0	1	25	25.0	25	0	W	23-20+
10/31	at Browns	S	6	98	16.3	50	0	0	0	0.0	0	0	W	15-10
11/08	Bears	P	5	56	11.2	22	0	2	11	5.5	11	0	W	29-27
2021 TOTALS		7-6	45	530	11.8	50T	3	3	36	12.0	25	0	5-3	
+ - Overtime														

2020 GAME-BY-GAME POSTSEASON STATISTICS (STEELERS)

			RECEIVING					RUSHING						
DATE	OPPONENT	P/S	NO.	YDS.	AVG.	LG	TD	NO.	YDS.	AVG.	LG	TD	W/L	SCORE
01/10	Browns	S	11	117	10.6	19	0	0	0	0.0	0	0	L	37-48
2020 TOTALS		1-1	11	117	10.6	19	0	0	0	0.0	0	0	0-1	



28

# MILES KILLEBREW

(KILLA-brew)

HEIGHT: 6-2

WEIGHT: 222

COLLEGE: Southern Utah

BORN: May 10, 1993 (28)

SAFETY

BIRTHPLACE Henderson, NV

HOW ACQUIRED: D4 '16

NFL EXPERIENCE: 6th year

MILES KILLEBREW'S NFL REGULAR SEASON DEFENSIVE STATISTICS

DATE	TEAM	GP	GS	TACKLES					QBH	INTERCEPTIONS					O. FUMB			ST				MISC				
				TK	S	A	TFL	YDS	SK	YDS	NO	YDS	LG	TD	PD	FF	FR	TD	YDS	TK	S	A	FF	FR	S	A
2016	Lions	16	0	20	15	5	0	0	0.0	0.0	0	1	7	7	0	1	0	0	0	8	8	0	0	0	0	0
2017	Lions	16	3	31	25	6	1	4	0.0	0.0	1	1	35	35t	1	5	1	0	0	7	7	0	0	0	0	0
2018	Lions	16	0	0	0	0	0	0	0.0	0.0	0	0	0	0	0	0	0	0	0	7	5	2	0	0	0	0
2019	Lions	15	1	5	5	0	0	0	0.0	0.0	0	0	0	0	0	0	0	0	0	15	13	2	0	0	0	0
2020	Lions	15	0	0	0	0	0	0	0.0	0.0	0	0	0	0	0	0	0	0	0	12	10	2	0	0	0	0
2021	Steelers	8	0	0	0	0	0	0	0.0	0.0	0	0	0	0	0	0	0	0	0	5	3	2	0	0	0	0
NFL TOTALS		86	4	56	45	11	1	4	0.0	0.0	1	2	42	35T	1	6	1	0	0	54	46	8	0	0	0	0

MILES KILLEBREW'S NFL POSTSEASON DEFENSIVE STATISTICS

DATE	TEAM	GP	GS	TACKLES					QBH	INTERCEPTIONS					O. FUMB			ST				MISC				
				TK	S	A	TFL	YDS	SK	YDS	NO	YDS	LG	TD	PD	FF	FR	TD	YDS	TK	S	A	FF	FR	S	A
2016	Lions	1	0	1	1	0	0	0	0.0	0.0	0	0	0	0	0	0	0	0	0	0	0	0	0	0	0	0
NFL TOTALS		1	0	1	1	0	0	0	0.0	0.0	0	0	0	0	0	0	0	0	0	0	0	0	0	0	0	0

SINGLE-GAME HIGHS: DEFENSIVE

Total Tackles

8 vs. Atlanta Falcons, Sep 24, 2017

Passes Defensed

5 vs. Jacksonville Jaguars, Nov 20, 2016

Forced Fumbles

2 at Minnesota Vikings, Oct 01, 2017

Tackles For Loss

2 vs. Arizona Cardinals, Sep 10, 2017

Interceptions

1 vs. Arizona Cardinals, Sep 10, 2017

Interception Return Yards

1 at New Orleans Saints, Dec 04, 2016

Special Teams Tackles

35 vs. Arizona Cardinals, Sep 10, 2017

7 at New Orleans Saints, Dec 04, 2016

2 at Green Bay Packers, Oct 03, 2021

2 at Jacksonville Jaguars, Oct 18, 2020

...10 more at 2.

SINGLE-GAME HIGHS - POSTSEASON: DEFENSIVE

Total Tackles

1 at Seattle Seahawks, Jan 07, 2017

2021 GAME-BY-GAME REGULAR-SEASON STATISTICS (STEELERS)

DATE	OPPONENT	P/S	TACKLES					QBH	INTERCEPTIONS					O. FUMB			ST				MISC		W/L	SCORE	
			TK	S	A	SK	YDS	TFL	YDS	NO	YDS	LG	TD	PD	FF	FR	TD	YDS	TK	S	A	FF	FR	S	A
09/12	at Bills	P	0	0	0	0.0	0.0	0	0	0	0	0	0	0	0	0	0	0	0	0	0	0	W	23-16	
09/19	Raiders	P	0	0	0	0.0	0.0	0	0	0	0	0	0	0	0	0	0	0	0	0	0	0	L	17-26	
09/26	Bengals	P	0	0	0	0.0	0.0	0	0	0	0	0	0	0	0	0	0	0	0	0	0	0	L	10-24	
10/03	at Packers	P	0	0	0	0.0	0.0	0	0	0	0	0	0	0	0	0	0	0	2	1	1	0	0	L	17-27
10/10	Broncos	P	0	0	0	0.0	0.0	0	0	0	0	0	0	0	0	0	0	0	0	0	0	0	W	27-19	
10/17	Seahawks	P	0	0	0	0.0	0.0	0	0	0	0	0	0	0	0	0	0	0	1	0	1	0	0	W	23-20+
10/31	at Browns	P	0	0	0	0.0	0.0	0	0	0	0	0	0	0	0	0	0	0	2	2	0	0	0	W	15-10
11/08	Bears	P	0	0	0	0.0	0.0	0	0	0	0	0	0	0	0	0	0	0	0	0	0	0	W	29-27	
2021 TOTALS		8-0	0	0	0	0.0	0.0	0	0	0	0	0	0	0	0	0	0	0	5	3	2	0	0	5-3	
+ Over time																									

2016 GAME-BY-GAME POSTSEASON STATISTICS (LIONS)

DATE	OPPONENT	P/S	TACKLES					QBH	INTERCEPTIONS					O. FUMB			ST				MISC		W/L	SCORE	
			TK	S	A	SK	YDS	TFL	YDS	NO	YDS	LG	TD	PD	FF	FR	TD	YDS	TK	S	A	FF	FR	S	A
01/07	at Seahawks	P	1	1	0	0.0	0.0	0	0	0	0	0	0	0	0	0	0	0	0	0	0	0	0	L	6-26
2016 TOTALS		1-0	1	1	0	0.0	0.0	0	0	0	0	0	0	0	0	0	0	0	0	0	0	0	0	0-1	

2021 PITTSBURGH STEELERS

90

UPDATED PLAYER BIOS



46

CHRISTIAN KUNTZ LONG SNAPPER

HEIGHT: 6-1 BIRTHPLACE Pittsburgh, PA  
WEIGHT: 228 HOW ACQUIRED: FA '20  
COLLEGE: Duquesne NFL EXPERIENCE: 1st year  
BORN: Apr. 13, 1994 (27)

CHRISTIAN KUNTZ'S NFL REGULAR SEASON STATISTICS

DATE	TEAM	GP
2021	Steelers	8
NFL TOTALS		8

CHRISTIAN KUNTZ'S NFL REGULAR SEASON DEFENSIVE STATISTICS

TACKLES											INTERCEPTIONS					O. FUMB					ST				MISC		
DATE	TEAM	GP	GS	TK	S	A	TFL	YDS	SK	YDS	QBH	NO	YDS	LG	TD	PD	FF	FR	TD	YDS	TK	S	A	FF	FR	S	A
2021	Steelers	8	0	0	0	0	0	0	0.0	0.0	0	0	0	0	0	0	0	0	0	0	2	2	0	0	0	0	0
NFL TOTALS		8	0	0	0	0	0	0	0.0	0.0	0	0	0	0	0	0	0	0	0	0	2	2	0	0	0	0	0

SINGLE-GAME HIGHS: DEFENSIVE

Special Teams Tackles


1 at Green Bay Packers, Oct 03, 2021

2021 GAME-BY-GAME REGULAR-SEASON STATISTICS (STEELERS)

DATE	OPPONENT		W/L	SCORE
09/12	at Bills	P	W	23-16
09/19	Raiders	P	L	17-26
09/26	Bengals	P	L	10-24
10/03	at Packers	P	L	17-27
10/10	Broncos	P	W	27-19
10/17	Seahawks	P	W	23-20+
10/31	at Browns	P	W	15-10
11/08	Bears	P	W	29-27
2021 TOTALS		8	5-3	
+ - Overtime				

2021 GAME-BY-GAME REGULAR-SEASON STATISTICS (STEELERS)

DATE	OPPONENT	P/S	TACKLES							INTERCEPTIONS					O. FUMB			ST			MISC		W/L	SCORE			
			TK	S	A	SK	YDS	TFL	YDS	QBH	NO	YDS	LG	TD	PD	FF	FR	TD	YDS	TK	S	A			FF	FR	S
09/12	at Bills	P	0	0	0	0.0	0.0	0	0	0	0	0	0	0	0	0	0	0	0	0	0	0	0	0	W	23-16	
09/19	Raiders	P	0	0	0	0.0	0.0	0	0	0	0	0	0	0	0	0	0	0	0	0	0	0	0	0	L	17-26	
09/26	Bengals	P	0	0	0	0.0	0.0	0	0	0	0	0	0	0	0	0	0	0	0	0	0	0	0	0	L	10-24	
10/03	at Packers	P	0	0	0	0.0	0.0	0	0	0	0	0	0	0	0	0	0	0	1	1	0	0	0	0	L	17-27	
10/10	Broncos	P	0	0	0	0.0	0.0	0	0	0	0	0	0	0	0	0	0	0	1	1	0	0	0	0	W	27-19	
10/17	Seahawks	P	0	0	0	0.0	0.0	0	0	0	0	0	0	0	0	0	0	0	0	0	0	0	0	0	W	23-20+	
10/31	at Browns	P	0	0	0	0.0	0.0	0	0	0	0	0	0	0	0	0	0	0	0	0	0	0	0	0	W	15-10	
11/08	Bears	P	0	0	0	0.0	0.0	0	0	0	0	0	0	0	0	0	0	0	0	0	0	0	0	0	W	29-27	
2021 TOTALS		8-0	0	0	0	0.0	0.0	0	0	0	0	0	0	0	0	0	0	0	2	2	0	0	0	0	5-3		
+ - Overtime																											



31

# JUSTIN LAYNE

CORNERBACK

HEIGHT: 6-2      BIRTHPLACE: Cleveland, OH

WEIGHT: 192      HOW ACQUIRED: D3b '19

COLLEGE: Michigan State      NFL EXPERIENCE: 3rd year

BORN: Jan. 12, 1998 (23)

JUSTIN LAYNE'S NFL REGULAR SEASON DEFENSIVE STATISTICS

		TACKLES										INTERCEPTIONS					O. FUMB				ST				MISC				
DATE	TEAM	GP	GS	TK	S	A	TFL	YDS	SK	YDS	QBH	NO	YDS	LG	TD	PD	FF	FR	TD	YDS	TK	S	A	FF	FR	TD	S	A	
2019	Steelers	10	0	0	0	0	0	0	0.0	0.0	0	0	0	0	0	0	0	0	0	0	3	3	0	0	0	0	0	0	0
2020	Steelers	16	0	10	7	3	0	0	0.0	0.0	0	0	0	0	0	0	0	0	0	0	12	6	6	0	0	0	0	0	0
2021	Steelers	8	0	1	1	0	0	0	0.0	0.0	0	0	0	0	0	0	0	0	0	0	7	5	2	0	1	0	0	0	0
NFL TOTALS		34	0	11	8	3	0	0	0.0	0.0	0	0	0	0	0	0	0	0	0	0	22	14	8	0	1	0	0	0	0

JUSTIN LAYNE'S NFL POSTSEASON DEFENSIVE STATISTICS

				TACKLES							INTERCEPTIONS					O. FUMB				ST				MISC				
DATE	TEAM	GP	GS	TK	S	A	TFL	YDS	SK	YDS	QBH	NO	YDS	LG	TD	PD	FF	FR	TD	YDS	TK	S	A	FF	FR	TD	S	A
2020	Steelers	1	0	0	0	0	0	0	0	0.0	0.0	0	0	0	0	0	0	0	0	0	0	0	0	0	0	0	0	0
NFL TOTALS		1	0	0	0	0	0	0	0	0.0	0.0	0	0	0	0	0	0	0	0	0	0	0	0	0	0	0	0	0

SINGLE-GAME HIGHS: DEFENSIVE

Total Tackles	5 vs. Washington, Dec 07, 2020	Special Teams Tackles	4 at Cleveland Browns, Jan 03, 2021
	2 at Baltimore Ravens, Nov 01, 2020		2 vs. Chicago Bears, Nov 08, 2021
			...2 more at 2.

2021 GAME-BY-GAME REGULAR-SEASON STATISTICS (STEELERS)

DATE	OPPONENT	P/S	TACKLES							INTERCEPTIONS					O. FUMB			ST			MISC		W/L/T	SCORE					
			TK	S	A	SK	YDS	TFL	YDS	QBH	NO	YDS	LG	TD	PD	FF	FR	TD	YDS	TK	S	A			FF	FR	TD	S	A
09/12	at Bills	P	0	0	0	0.0	0.0	0	0	0	0	0	0	0	0	0	0	0	1	0	1	0	0	0	0	W	23-16		
09/19	Raiders	P	1	1	0	0.0	0.0	0	0	0	0	0	0	0	0	0	0	0	1	0	1	0	0	0	0	L	17-26		
09/26	Bengals	P	0	0	0	0.0	0.0	0	0	0	0	0	0	0	0	0	0	0	1	1	0	0	0	0	0	L	10-24		
10/03	at Packers	P	0	0	0	0.0	0.0	0	0	0	0	0	0	0	0	0	0	0	0	0	0	0	0	0	0	L	17-27		
10/10	Broncos	P	0	0	0	0.0	0.0	0	0	0	0	0	0	0	0	0	0	0	1	1	0	0	0	0	0	W	27-19		
10/17	Seahawks	P	0	0	0	0.0	0.0	0	0	0	0	0	0	0	0	0	0	0	1	1	0	0	0	0	0	W	23-20+		
10/31	at Browns	P	0	0	0	0.0	0.0	0	0	0	0	0	0	0	0	0	0	0	0	0	0	0	1	0	0	W	15-10		
11/08	Bears	P	0	0	0	0.0	0.0	0	0	0	0	0	0	0	0	0	0	0	2	2	0	0	0	0	0	W	29-27		
2021 TOTALS		8-0	1	1	0	0.0	0.0	0	0	0	0	0	0	0	0	0	0	0	7	5	2	0	1	0	0	5-3			
+ - Overtime																													

2020 GAME-BY-GAME POSTSEASON STATISTICS (STEELERS)

DATE	OPPONENT	P/S	TACKLES							INTERCEPTIONS					O. FUMB			ST			MISC		SCORE					
			TK	S	A	SK	YDS	TFL	YDS	QBH	NO	YDS	LG	TD	PD	FF	FR	TD	YDS	TK	S	A		FF	FR	TD	S	A
01/10	Browns	P	0	0	0	0.0	0.0	0	0	0	0	0	0	0	0	0	0	0	0	0	0	0	0	0	0	0	L	37-48
2020 TOTALS		1-0	0	0	0	0.0	0.0	0	0	0	0	0	0	0	0	0	0	0	0	0	0	0	0	0	0	0	0-1	





92

# ISAIAHH LOUDERMILK

DEFENSIVE END

HEIGHT: 6-7

BIRTHPLACE: Howard, KN

WEIGHT: 240

HOW ACQUIRED: DS '21

COLLEGE: Wisconsin

NFL EXPERIENCE: R

BORN: Oct. 10, 1997 (24)

ISAIAHH LOUDERMILK'S NFL REGULAR SEASON DEFENSIVE STATISTICS

DATE	TEAM	GP	GS	TACKLES							INTERCEPTIONS					O. FUMB			ST				MISC				
				TK	S	A	TFL	YDS	SK	YDS	QBH	NO	YDS	LG	TD	PD	FF	FR	TD	YDS	TK	S	A	FF	FR	S	A
2021	Steelers	7	0	5	4	1	0	0	1.0	0.0	0	0	0	0	0	1	0	0	0	0	0	0	0	0	0	0	0
NFL TOTALS		7	0	5	4	1	0	0	1.0	0.0	0	0	0	0	0	1	0	0	0	0	0	0	0	0	0	0	0

SINGLE-GAME HIGHS: DEFENSIVE

Total Tackles

2 at Cleveland Browns, Oct 31, 2021

1 vs. Seattle Seahawks, Oct 17, 2021

...2 more at 1.


2021 GAME-BY-GAME REGULAR-SEASON STATISTICS (STEELERS)

DATE	OPPONENT	P/S	TACKLES							INTERCEPTIONS					O. FUMB			ST				MISC		W/L	SCORE			
			TK	S	A	SK	YDS	TFL	YDS	QBH	NO	YDS	LG	TD	PD	FF	FR	TD	YDS	TK	S	A	FF	FR	S	A		
09/12	at Bills		1	0	1	0.0	0.0	0	0	0	0	0	0	0	0	0	0	0	0	0	0	0	0	0	0	W	23-16	
09/19	Raiders	P	1	1	0	0.0	0.0	0	0	0	0	0	0	0	0	0	0	0	0	0	0	0	0	0	0	L	17-26	
09/26	Bengals	P	1	1	0	0.0	0.0	0	0	0	0	0	0	0	0	0	0	0	0	0	0	0	0	0	0	L	10-24	
10/03	at Packers	P	0	0	0	0.0	0.0	0	0	0	0	0	0	0	1	0	0	0	0	0	0	0	0	0	0	L	17-27	
10/10	Broncos	P	0	0	0	0.0	0.0	0	0	0	0	0	0	0	0	0	0	0	0	0	0	0	0	0	0	W	27-19	
10/17	Seahawks	P	1	1	0	0.0	0.0	0	0	0	0	0	0	0	0	0	0	0	0	0	0	0	0	0	0	W	23-20+	
10/31	at Browns	P	2	2	0	1.0	0.0	0	0	0	0	0	0	0	0	0	0	0	0	0	0	0	0	0	0	W	15-10	
11/08	Bears	P	0	0	0	0.0	0.0	0	0	0	0	0	0	0	0	0	0	0	0	0	0	0	0	0	0	W	29-27	
2021 TOTALS		7-0	5	4	1	1.0	0.0	0	0	0	0	0	0	0	1	0	0	0	0	0	0	0	0	0	0	5-3		
+ - Overtime																												

2021 PITTSBURGH STEELERS

93

UPDATED PLAYER BIOS



35

ARTHUR MAULET

(mah-LETT)

CORNERBACK

HEIGHT: 5-10

WEIGHT: 190

COLLEGE: Memphis

BORN: Jul. 13, 1993 (28)

BIRTHPLACE: New Orleans, LA

HOW ACQUIRED: FA '21

NFL EXPERIENCE: 5th year

ARTHUR MAULET'S NFL REGULAR SEASON DEFENSIVE STATISTICS

DATE	TEAM	GP	GS	TK	S	TACKLES					YDS	QBH	INTERCEPTIONS					O. FUMB					ST			MISC	
						A	TFL	YDS	SK	NO			YDS	LG	TD	PD	FF	FR	TD	YDS	TK	S	A	FF	FR	S	A
2017	Saints	6	0	0	0	0	0	0	0.0	0.0	0	0	0	0	0	0	0	0	1	1	0	0	0	0	0		
2018	Colts	5	1	9	6	3	0	0	0.0	0.0	0	0	0	0	0	0	0	0	0	0	0	0	0	0	0		
2019	Jets	12	6	37	25	12	5	11	0.0	0.0	0	1	13	13	0	2	0	1	0	1	1	0	0	1	0		
2020	Jets	11	5	23	19	4	0	0	1.0	3.0	1	1	20	20	0	5	0	0	0	6	4	2	0	0	0		
2021	Steelers	8	1	21	17	4	4	10	0.0	0.0	0	0	0	0	1	0	0	0	0	1	1	0	0	0	0		
NFL TOTALS		42	13	90	67	23	9	21	1.0	3.0	1	2	33	20	0	8	0	1	0	7	2	0	1	0	0		

ARTHUR MAULET'S NFL POSTSEASON DEFENSIVE STATISTICS

		TACKLES										INTERCEPTIONS						O. FUMB				ST				MISC	
DATE	TEAM	GP	GS	TK	S	A	TFL	YDS	SK	YDS	QBH	NO	YDS	LG	TD	PD	FF	FR	TD	YDS	TK	S	A	FF	FR	S	A
2017	Saints	2	0	0	0	0	0	0	0.0	0.0	0	0	0	0	0	0	0	0	0	0	0	0	0	0	0	0	0
NFL TOTALS		2	0	0	0	0	0	0	0.0	0.0	0	0	0	0	0	0	0	0	0	0	0	0	0	0	0	0	0

SINGLE-GAME HIGHS: DEFENSIVE

- Total Tackles8 vs. Pittsburgh Steelers, Dec 22, 2019  
7 at Buffalo Bills, Dec 29, 2019  
...1 more at 7.
- Passes Defended3 vs. Cleveland Browns, Dec 27, 2020  
1 vs. Denver Broncos, Oct 10, 2021  
...4 more at 1.
- Tackles For Loss3 vs. Oakland Raiders, Nov 24, 2019  
2 at Green Bay Packers, Oct 03, 2021  
...1 more at 2.
- Interceptions1 vs. Las Vegas Raiders, Dec 06, 2020  
1 at Buffalo Bills, Dec 29, 2019
- Interception Return Yards20 vs. Las Vegas Raiders, Dec 06, 2020  
13 at Buffalo Bills, Dec 29, 2019
- Special Teams Tackles2 at Seattle Seahawks, Dec 13, 2020  
1 at Buffalo Bills, Sep 12, 2021  
...6 more at 1.
- Special Teams Fumble Recoveries1 at New England Patriots, Sep 22, 2019

2021 GAME-BY-GAME REGULAR-SEASON STATISTICS (STEELERS)

DATE	OPPONENT	P/S	TACKLES							INTERCEPTIONS					O. FUMB			ST			MISC		W/L	SCORE			
			TK	S	A	SK	YDS	TFL	YDS	QBH	NO	YDS	LG	TD	PD	FF	FR	TD	YDS	TK	S	A			FF	FR	
09/12	at Bills	P	2	1	1	0.0	0.0	0	0	0	0	0	0	0	0	0	0	1	1	0	0	0	0	0	W	23-16	
09/19	Raiders	P	0	0	0	0.0	0.0	0	0	0	0	0	0	0	0	0	0	0	0	0	0	0	0	0	L	17-26	
09/26	Bengals	P	2	2	0	0.0	0.0	1	2	0	0	0	0	0	0	0	0	0	0	0	0	0	0	0	L	10-24	
10/03	at Packers	P	4	3	1	0.0	0.0	2	5	0	0	0	0	0	0	0	0	0	0	0	0	0	0	0	L	17-27	
10/10	Broncos	S	2	1	1	0.0	0.0	0	0	0	0	0	0	1	0	0	0	0	0	0	0	0	0	0	W	27-19	
10/17	Seahawks	P	3	3	0	0.0	0.0	1	3	0	0	0	0	0	0	0	0	0	0	0	0	0	0	0	W	23-20+	
10/31	at Browns	P	4	3	1	0.0	0.0	0	0	0	0	0	0	0	0	0	0	0	0	0	0	0	0	0	W	15-10	
11/08	Bears	P	4	4	0	0.0	0.0	0	0	0	0	0	0	0	0	0	0	0	0	0	0	0	0	0	W	29-27	
2021 TOTALS		8-1	21	17	4	0.0	0.0	4	10	0	0	0	0	0	1	0	0	0	1	1	0	0	0	0	0	5-3	
+ - Overtime																											

2017 GAME-BY-GAME POSTSEASON STATISTICS (SAINTS)

DATE	OPPONENT	P/S	TACKLES					INTERCEPTIONS					O. FUMB			ST			MISC		W/L	SCORE					
			TK	S	A	SK	YDS	TFL	YDS	QBH	NO	YDS	LG	TD	PD	FF	FR	TD	YDS	TK			S	A	FF	FR	S
01/07	Panthers	P	0	0	0	0.0	0.0	0	0	0	0	0	0	0	0	0	0	0	0	0	0	0	0	0	0	W	31-26
01/14	at Vikings	P	0	0	0	0.0	0.0	0	0	0	0	0	0	0	0	0	0	0	0	0	0	0	0	0	0	L	24-29
2017 TOTALS		2-0	0	0	0	0.0	0.0	0	0	0	0	0	0	0	0	0	0	0	0	0	0	0	0	0	0	1-1	



RAY-RAY MCCLOUD

WIDE RECEIVER

HEIGHT: 5-9

BIRTHPLACE Tampa, FL

WEIGHT: 190

HOW ACQUIRED: FA '20

COLLEGE: Clemson

NFL EXPERIENCE: 4th year

BORN: Oct. 15, 1996 (25)

RAY-RAY MCCLOUD'S NFL REGULAR SEASON RUSHING/RECEIVING STATISTICS

DATE	TEAM	GP	GS	RECEIVING					RUSHING				
				NO.	YDS.	AVG.	LG	TD	NO.	YDS.	AVG.	LG	TD
2018	Bills	10	1	5	36	7.2	16	0	2	4	2.0	7	0
2019	Panthers	6	0	0	0	0.0	0	0	0	0	0.0	0	0
2020	Bills	1	0	0	0	0.0	0	0	0	0	0.0	0	0
Went from Buffalo to Carolina.													
2020	Panthers	0	0	0	0	0.0	0	0	0	0	0.0	0	0
2020	TOTAL	1	0	0	0	0.0	0	0	0	0	0.0	0	0
2021	Steelers	8	1	8	66	8.3	24	0	1	10	10.0	10	0
NFL TOTALS		25	2	13	102	7.8	24	0	3	14	4.7	10	0

RAY-RAY MCCLOUD'S NFL REGULAR SEASON RETURN STATISTICS

DATE	TEAM	RET.	KICKOFF RETURNS					PUNT RETURNS				
			YDS.	AVG.	LG	TD	NO.	FC	YDS.	AVG.	LG	TD
2018	Bills	1	18	18.0	18	0	4	2	20	5.0	13	0
2019	Panthers	8	174	21.8	31	0	10	7	82	8.2	39	0
2020	Bills	0	0	0.0	0	0	0	0	0	0.0	0	0
Went from Buffalo to Carolina.												
2020	Panthers	0	0	0.0	0	0	0	0	0	0.0	0	0
2020	TOTAL	0	0	0.0	0	0	0	0	0	0.0	0	0
2021	Steelers	17	405	23.8	40	0	16	8	140	8.8	19	0
NFL TOTALS		26	597	23.0	40	0	30	17	242	8.1	39	0

SINGLE-GAME HIGHS: RUSHING/RECEIVING

Rush Attempts	2 at Pittsburgh Steelers, Oct 11, 2020 1 at Jacksonville Jaguars, Nov 22, 2020 ...3 more at 1.	Longest Kickoff Return	49 at Pittsburgh Steelers, Sep 20, 2020 40 at Green Bay Packers, Oct 03, 2021 3 vs. Denver Broncos, Oct 10, 2021
Rushing Yards	63 at Pittsburgh Steelers, Oct 11, 2020 10 at Cleveland Browns, Oct 31, 2021	Fair Catches	3 at Pittsburgh Steelers, Dec 07, 2020 ...1 more at 3.
Longest Runs	58 at Pittsburgh Steelers, Oct 11, 2020 10 at Cleveland Browns, Oct 31, 2021	Punt Return Yards	83 at Tennessee Titans, Oct 25, 2020 60 at Pittsburgh Steelers, Nov 15, 2020 57 at Tennessee Titans, Oct 25, 2020
Receptions	4 at Jacksonville Jaguars, Nov 22, 2020 3 vs. Cincinnati Bengals, Sep 26, 2021 ...1 more at 3.	Longest Punt Return	42 at Pittsburgh Steelers, Nov 15, 2020 4 vs. Chicago Bears, Nov 08, 2021 4 vs. Seattle Seahawks, Oct 17, 2021 ...2 more at 4.
Receiving Yards	33 vs. Cincinnati Bengals, Sep 26, 2021 20 at Jacksonville Jaguars, Nov 22, 2020	Punt Returns	4 vs. Chicago Bears, Nov 08, 2021 4 vs. Seattle Seahawks, Oct 17, 2021 ...2 more at 4.
Longest Receptions	24 vs. Cincinnati Bengals, Sep 26, 2021 16 vs. New England Patriots, Oct 29, 2018	Receiving Average	11.0 vs. Cincinnati Bengals, Sep 26, 2021 5.0 at Jacksonville Jaguars, Nov 22, 2020
All-Purpose Yards	123 at Pittsburgh Steelers, Oct 11, 2020 120 vs. Seattle Seahawks, Oct 17, 2021	Punt Return Average	27.7 at Tennessee Titans, Oct 25, 2020 15.0 at Pittsburgh Steelers, Nov 15, 2020
Kickoff Returns	4 vs. Las Vegas Raiders, Sep 19, 2021 4 at Pittsburgh Steelers, Dec 27, 2020	Kickoff Return Average	33.0 at Green Bay Packers, Oct 03, 2021 24.3 vs. Seattle Seahawks, Oct 17, 2021
Kickoff Return Yards	99 at Green Bay Packers, Oct 03, 2021 92 vs. Las Vegas Raiders, Sep 19, 2021		

2021 GAME-BY-GAME REGULAR-SEASON STATISTICS (STEELERS)

DATE	OPPONENT	P/S	RECEIVING					RUSHING					W/L	SCORE
			NO.	YDS.	AVG.	LG	TD	NO.	YDS.	AVG.	LG	TD		
09/12	at Bills	P	0	0	0.0	0	0	0	0	0.0	0	0	W	23-16
09/19	Raiders	P	0	0	0.0	0	0	0	0	0.0	0	0	L	17-26
09/26	Bengals	P	3	33	11.0	24	0	0	0	0.0	0	0	L	10-24
10/03	at Packers	P	1	2	2.0	2	0	0	0	0.0	0	0	L	17-27
10/10	Broncos	P	1	1	1.0	1	0	0	0	0.0	0	0	W	27-19
10/17	Seahawks	P	2	18	9.0	15	0	0	0	0.0	0	0	W	23-20+
10/31	at Browns	S	0	0	0.0	0	0	1	10	10.0	10	0	W	15-10
11/08	Bears	P	1	12	12.0	12	0	0	0	0.0	0	0	W	29-27
2021 TOTALS		8-1	8	66	8.3	24	0	1	10	10.0	10	0	5-3	

+ - Overtime



ANTHONY MCFARLAND JR. RUNNING BACK

HEIGHT: 5-8 BIRTHPLACE Hyattsville, MD  
WEIGHT: 193 HOW ACQUIRED: D4a '20  
COLLEGE: Maryland NFL EXPERIENCE: 2nd year  
BORN: Mar. 4, 1999 (22)

ANTHONY MCFARLAND JR.'S NFL REGULAR SEASON RUSHING/RECEIVING STATISTICS

DATE	TEAM	GP	GS	RUSHING					RECEIVING				
				NO.	YDS.	AVG.	LG	TD	NO.	YDS.	AVG.	LG	TD
2020	Steelers	11	0	33	113	3.4	20	0	6	54	9.0	17	0
2021	Steelers	1	0	1	1	1.0	1	0	0	0	0.0	0	0
NFL TOTALS		12	0	34	114	3.4	20	0	6	54	9.0	17	0

ANTHONY MCFARLAND JR.'S NFL POSTSEASON RUSHING/RECEIVING STATISTICS

DATE	TEAM	GP	GS	RUSHING					RECEIVING				
				NO.	YDS.	AVG.	LG	TD	NO.	YDS.	AVG.	LG	TD
2020	Steelers	0	0	0	0	0.0	0	0	0	0	0.0	0	0
NFL TOTALS		0	0	0	0	0.0	0	0	0	0	0.0	0	0

ANTHONY MCFARLAND JR.'S NFL REGULAR SEASON RETURN STATISTICS

DATE	TEAM	RET.	KICKOFF RETURNS					PUNT RETURNS				
			YDS.	AVG.	LG	TD	NO.	FC	YDS.	AVG.	LG	TD
2020	Steelers	0	0	0.0	0	0	0	0	0	0.0	0	0
2021	Steelers	0	0	0.0	0	0	0	0	0	0.0	0	0
NFL TOTALS		0	0	0.0	0	0	0	0	0	0.0	0	0

ANTHONY MCFARLAND JR.'S NFL POSTSEASON RETURN STATISTICS

DATE	TEAM	RET.	KICKOFF RETURNS					PUNT RETURNS				
			YDS.	AVG.	LG	TD	NO.	FC	YDS.	AVG.	LG	TD
2020	Steelers	0	0	0.0	0	0	0	0	0	0.0	0	0
NFL TOTALS		0	0	0.0	0	0	0	0	0	0.0	0	0

SINGLE-GAME HIGHS: RUSHING/RECEIVING

- Rush Attempts

6 vs. Houston Texans, Sep 27, 2020  
5 at Cleveland Browns, Jan 03, 2021
- Rushing Yards

42 vs. Houston Texans, Sep 27, 2020  
17 at Cleveland Browns, Jan 03, 2021
- Longest Runs

20 vs. Houston Texans, Sep 27, 2020  
11 vs. Houston Texans, Sep 27, 2020
- Receptions

2 at Dallas Cowboys, Nov 08, 2020  
1 at Cincinnati Bengals, Dec 21, 2020  
...3 more at 1.
- Receiving Yards

17 vs. Baltimore Ravens, Dec 02, 2020  
15 at Dallas Cowboys, Nov 08, 2020
- Longest Receptions

17 vs. Baltimore Ravens, Dec 02, 2020  
9 at Cincinnati Bengals, Dec 21, 2020
- All-Purpose Yards

49 vs. Houston Texans, Sep 27, 2020  
26 vs. Baltimore Ravens, Dec 02, 2020

2021 GAME-BY-GAME REGULAR-SEASON STATISTICS (STEELERS)

DATE	OPPONENT	P/S	RUSHING					RECEIVING					W/L	SCORE
			NO.	YDS.	AVG.	LG	TD	NO.	YDS.	AVG.	LG	TD		
09/12	at Bills							INJURED RESERVE					W	23-16
09/19	Raiders							INJURED RESERVE					L	17-26
09/26	Bengals							INJURED RESERVE					L	10-24
10/03	at Packers							INJURED RESERVE					L	17-27
10/10	Broncos							INJURED RESERVE					W	27-19
10/17	Seahawks							INJURED RESERVE - DESIGNATED FOR RETURN					W	23-20+
10/31	at Browns	P	1	1	1.0	1	0	0	0	0.0	0	0	W	15-10
11/08	Bears							ON INACTIVE LIST					W	29-27
2021 TOTALS		1-0	1	1	1.0	1	0	0	0	0.0	0	0	5-3	

+ - Overtime

2020 GAME-BY-GAME POSTSEASON STATISTICS (STEELERS)

DATE	OPPONENT	P/S	RUSHING					RECEIVING					W/L	SCORE
			NO.	YDS.	AVG.	LG	TD	NO.	YDS.	AVG.	LG	TD		
01/10	Browns							ON INACTIVE LIST					L	37-48
2020 TOTALS		0-0	0	0	0.0	0	0	0	0	0.0	0	0	0-1	



99

HENRY MONDEAUX

DEFENSIVE END

(Mahn-doe)

HEIGHT: 6-4

BIRTHPLACE Portland, OR

WEIGHT: 280

HOW ACQUIRED: FA '19

COLLEGE: Oregon

NFL EXPERIENCE: 2nd year

BORN: Sep. 19, 1995 (26)

HENRY MONDEAUX'S NFL REGULAR SEASON DEFENSIVE STATISTICS

DATE	TEAM	GP	GS	TACKLES								INTERCEPTIONS				O. FUMB			ST			MISC			
				TK	S	A	TFL	YDS	SK	YDS	QBH	NO	YDS	LG	TD	PD	FF	FR	TD	YDS	TK	S	A	FF	FR
2019	Steelers	0	0	0	0	0	0	0.0	0.0	0	0	0	0	0	0	0	0	0	0	0	0	0	0	0	0
2020	Steelers	11	0	4	2	2	1	1	0.0	0.0	2	0	0	0	0	0	0	0	1	1	0	0	0	0	0
2021	Steelers	6	0	5	2	3	1	8	1.0	8.0	1	0	0	0	0	0	0	0	0	0	0	0	0	0	0
NFL TOTALS		17	0	9	4	5	2	9	1.0	8.0	3	0	0	0	0	0	0	0	1	1	0	0	0	0	0

HENRY MONDEAUX'S NFL POSTSEASON DEFENSIVE STATISTICS

DATE	TEAM	GP	GS	TACKLES							INTERCEPTIONS				O. FUMB				ST				MISC		
				TK	S	A	TFL	YDS	SK	YDS	QBH	NO	YDS	LG	TD	PD	FF	FR	TD	YDS	TK	S	A	FF	FR
2018	Saints	0	0	0	0	0	0	0.0	0.0	0	0	0	0	0	0	0	0	0	0	0	0	0	0	0	0
2020	Steelers	1	0	0	0	0	0	0.0	0.0	0	0	0	0	0	0	0	0	0	0	0	0	0	0	0	0
NFL TOTALS		1	0	0	0	0	0	0.0	0.0	0	0	0	0	0	0	0	0	0	0	0	0	0	0	0	0

SINGLE-GAME HIGHS: DEFENSIVE

- Total Tackles

2 vs. Chicago Bears, Nov 08, 2021
- Special Teams Tackles

1 vs. Indianapolis Colts, Dec 27, 2020
- Tackles For Loss

2 vs. Baltimore Ravens, Dec 02, 2020

1 at Dallas Cowboys, Nov 08, 2020

2021 GAME-BY-GAME REGULAR-SEASON STATISTICS (STEELERS)

DATE	OPPONENT	P/S	TACKLES							INTERCEPTIONS				O. FUMB			ST			MISC		W/L	SCORE					
			TK	S	A	SK	YDS	TFL	YDS	QBH	NO	YDS	LG	TD	PD	FF	FR	TD	YDS	TK	S			A	FF	FR	S	A
09/12	at Bills		PRACTICE SQUAD DID NOT PLAY																								L	23-16
09/19	Raiders		PRACTICE SQUAD DID NOT PLAY																								L	17-26
09/26	Bengals	P	0	0	0	0.0	0.0	0	0	0	0	0	0	0	0	0	0	0	0	0	0	0	0	0	L	10-24		
10/03	at Packers	P	1	0	1	0.0	0.0	0	0	0	0	0	0	0	0	0	0	0	0	0	0	0	0	0	0	L	17-27	
10/10	Broncos	P	1	1	0	1.0	8.0	1	8	1	0	0	0	0	0	0	0	0	0	0	0	0	0	0	0	W	27-19	
10/17	Seahawks	P	0	0	0	0.0	0.0	0	0	0	0	0	0	0	0	0	0	0	0	0	0	0	0	0	0	W	23-20+	
10/31	at Browns	P	1	0	1	0.0	0.0	0	0	0	0	0	0	0	0	0	0	0	0	0	0	0	0	0	0	W	15-10	
11/08	Bears	P	2	1	1	0.0	0.0	0	0	0	0	0	0	0	0	0	0	0	0	0	0	0	0	0	0	W	29-27	
2021 TOTALS		6-0	5	2	3	1.0	8.0	1	8	1	0	0	0	0	0	0	0	0	0	0	0	0	0	0	0	5-3		
+ - Overtime																												

+ - Overtime

2020 GAME-BY-GAME POSTSEASON STATISTICS (STEELERS)

DATE	OPPONENT	P/S	TACKLES							INTERCEPTIONS				O. FUMB			ST			MISC		W/L	SCORE		
			TK	S	A	SK	YDS	TFL	YDS	QBH	NO	YDS	LG	TD	PD	FF	FR	TD	YDS	TK	S			A	FF
01/10	Browns	P	0	0	0	0.0	0.0	0	0	0	0	0	0	0	0	0	0	0	0	0	0	0	0	L	37-48
2020 TOTALS			1-0	0	0	0.0	0.0	0	0	0	0	0	0	0	0	0	0	0	0	0	0	0	0	0-1	

2018 GAME-BY-GAME POSTSEASON STATISTICS (SAINTS)

DATE	OPPONENT	P/S	TACKLES							INTERCEPTIONS				O. FUMB			ST			MISC		W/L	SCORE			
			TK	S	A	SK	YDS	TFL	YDS	QBH	NO	YDS	LG	TD	PD	FF	FR	TD	YDS	TK	S			A	FF	FR
01/13	Eagles		PRACTICE SQUAD																						W	20-14
01/20	Rams		PRACTICE SQUAD																						L	23-26+
2018 TOTALS			0	0	0	0.0	0.0	0	0	0	0	0	0	0	0	0	0	0	0	0	0	0	0	0	0	1-1

+ - Overtime



DAN MOORE JR. OFFENSIVE TACKLE

HEIGHT: 6-5 BIRTHPLACE: Beaumont, TX  
WEIGHT: 315 HOW ACQUIRED: D4a '21  
COLLEGE: Texas A&M NFL EXPERIENCE: R  
BORN: Sep. 28, 1998 (23)

DAN MOORE JR.'S NFL REGULAR SEASON DEFENSIVE STATISTICS

DATE	TEAM	GP	GS	TACKLES							INTERCEPTIONS					O. FUMB			ST				MISC		
				TK	S	A	TFL	YDS	SK	YDS	QBH	NO	YDS	LG	TD	PD	FF	FR	TD	YDS	TK	S	A	FF	FR
2021	Steelers	8	8	0	0	0	0	0	0.0	0.0	0	0	0	0	0	0	0	0	0	0	0	0	0	0	0
NFL TOTALS		8	8	0	0	0	0	0	0.0	0.0	0	0	0	0	0	0	0	0	0	0	0	0	0	0	0

2021 GAME-BY-GAME REGULAR-SEASON STATISTICS (STEELERS)

DATE	OPPONENT	P/S	TACKLES							INTERCEPTIONS					O. FUMB			ST				MISC		W/L	SCORE		
			TK	S	A	SK	YDS	TFL	YDS	QBH	NO	YDS	LG	TD	PD	FF	FR	TD	YDS	TK	S	A	FF			FR	S
09/12	at Bills	S	0	0	0	0.0	0.0	0	0	0	0	0	0	0	0	0	0	0	0	0	0	0	0	0	W	23-16	
09/19	Raiders	S	0	0	0	0.0	0.0	0	0	0	0	0	0	0	0	0	0	0	0	0	0	0	0	0	L	17-26	
09/26	Bengals	S	0	0	0	0.0	0.0	0	0	0	0	0	0	0	0	0	0	0	0	0	0	0	0	0	L	10-24	
10/03	at Packers	S	0	0	0	0.0	0.0	0	0	0	0	0	0	0	0	0	0	0	0	0	0	0	0	0	L	17-27	
10/10	Broncos	S	0	0	0	0.0	0.0	0	0	0	0	0	0	0	0	0	0	0	0	0	0	0	0	0	W	27-19	
10/17	Seahawks	S	0	0	0	0.0	0.0	0	0	0	0	0	0	0	0	0	0	0	0	0	0	0	0	0	W	23-20+	
10/31	at Browns	S	0	0	0	0.0	0.0	0	0	0	0	0	0	0	0	0	0	0	0	0	0	0	0	0	W	15-10	
11/08	Bears	S	0	0	0	0.0	0.0	0	0	0	0	0	0	0	0	0	0	0	0	0	0	0	0	0	W	29-27	
2021 TOTALS		8-8	0	0	0	0.0	0.0	0	0	0	0	0	0	0	0	0	0	0	0	0	0	0	0	0	5-3		
+- Overtime																											



21

TRE NORWOOD

DEFENSIVE BACK

HEIGHT: 6-0

WEIGHT: 194

COLLEGE: Oklahoma

BORN: Apr. 19, 1999 (22)

BIRTHPLACE: Fort Smith, AR

HOW ACQUIRED: D7a '21

NFL EXPERIENCE: R

TRE NORWOOD'S NFL REGULAR SEASON DEFENSIVE STATISTICS

TACKLES										INTERCEPTIONS						O. FUMB				ST				MISC				
DATE	TEAM	GP	GS	TK	S	A	TFL	YDS	SK	YDS	QBH	NO	YDS	LG	TD	PD	FF	FR	TD	YDS	TK	S	A	FF	FR	S	A	
2021	Steelers	8	1	17	16	1	1	4	0.0	0.0	0	0	0	0	0	1	0	0	0	0	1	1	0	0	0	0	0	0
NFL TOTALS		8	1	17	16	1	1	4	0.0	0.0	0	0	0	0	0	1	0	0	0	0	1	1	0	0	0	0	0	0


SINGLE-GAME HIGHS: DEFENSIVE

- Total Tackles
- 5 at Buffalo Bills, Sep 12, 2021
- Tackles For Loss
- 1 vs. Seattle Seahawks, Oct 17, 2021
- 3 vs. Seattle Seahawks, Oct 17, 2021
- Special Teams Tackles
- 1 at Buffalo Bills, Sep 12, 2021
- ...1 more at 3.

Passes Defensed 1 vs. Seattle Seahawks, Oct 17, 2021

2021 GAME-BY-GAME REGULAR-SEASON STATISTICS (STEELERS)

DATE	OPPONENT	P/S	TACKLES							INTERCEPTIONS					O. FUMB			ST				MISC		W/L	SCORE			
			TK	S	A	SK	YDS	TFL	YDS	QBH	NO	YDS	LG	TD	PD	FF	FR	TD	YDS	TK	S	A	FF			FR	S	A
09/12	at Bills	S	5	4	1	0.0	0.0	0	0	0	0	0	0	0	0	0	0	0	1	1	0	0	0	0	0	W	23-16	
09/19	Raiders	P	1	1	0	0.0	0.0	0	0	0	0	0	0	0	0	0	0	0	0	0	0	0	0	0	0	L	17-26	
09/26	Bengals	P	3	3	0	0.0	0.0	0	0	0	0	0	0	0	0	0	0	0	0	0	0	0	0	0	0	L	10-24	
10/03	at Packers	P	0	0	0	0.0	0.0	0	0	0	0	0	0	0	0	0	0	0	0	0	0	0	0	0	0	L	17-27	
10/10	Broncos	P	2	2	0	0.0	0.0	0	0	0	0	0	0	0	0	0	0	0	0	0	0	0	0	0	0	W	27-19	
10/17	Seahawks	P	3	3	0	0.0	0.0	1	4	0	0	0	0	0	1	0	0	0	0	0	0	0	0	0	0	W	23-20+	
10/31	at Browns	P	2	2	0	0.0	0.0	0	0	0	0	0	0	0	0	0	0	0	0	0	0	0	0	0	0	W	15-10	
11/08	Bears	P	1	1	0	0.0	0.0	0	0	0	0	0	0	0	0	0	0	0	0	0	0	0	0	0	0	W	29-27	
2021 TOTALS			8-1	17	16	1	0.0	0.0	1	4	0	0	0	0	0	0	0	0	1	1	0	0	0	0	0	5-3		
+ - Overtime																												



CHUKWUMA OKORAFOR

(Chuck-WOO-muh oh-KOR-uh-for)

OFFENSIVE LINEMAN

HEIGHT: 6-6      BIRTHPLACE Southfield, MI  
WEIGHT: 320      HOW ACQUIRED: D3b '18  
COLLEGE: Western Michigan      NFL EXPERIENCE: 4th year  
BORN: Aug. 8, 1997 (24)

CHUKWUMA OKORAFOR'S NFL REGULAR SEASON STATISTICS

DATE	TEAM	GP	GS
2018	Steelers	13	3
2019	Steelers	1	1
2020	Steelers	16	15
2021	Steelers	7	7
NFL TOTALS		37	26

CHUKWUMA OKORAFOR'S NFL POSTSEASON STATISTICS

DATE	TEAM	GP	GS
2020	Steelers	1	1
NFL TOTALS		1	1

2021 GAME-BY-GAME REGULAR-SEASON STATISTICS (STEELERS)

DATE	OPPONENT	P/S	W/L	SCORE
09/12	at Bills	S	W	23-16
09/19	Raiders	S	L	17-26
09/26	Bengals	S	L	10-24
10/03	at Packers	ON INACTIVE LIST	L	17-27
10/10	Broncos		W	27-19
10/17	Seahawks		W	23-20+
10/31	at Browns		W	15-10
11/08	Bears		W	29-27
2021 TOTALS		7-7	5-3	
+ - Overtime				

2020 GAME-BY-GAME POSTSEASON STATISTICS (STEELERS)

DATE	OPPONENT	P/S	W/L	SCORE
01/10	Browns	S	L	37-48
2020 TOTALS		1-1	0-1	





JAMES PIERRE

CORNERBACK

HEIGHT: 6-2      BIRTHPLACE Deerfield Beach, FL  
WEIGHT: 185      HOW ACQUIRED: UDFA '20  
COLLEGE: Florida Atlantic      NFL EXPERIENCE: 2nd year  
BORN: Sep. 16, 1996 (25)

JAMES PIERRE'S NFL REGULAR SEASON DEFENSIVE STATISTICS

				TACKLES								INTERCEPTIONS				O. FUMB				ST				MISC				
DATE	TEAM	GP	GS	TK	S	A	TFL	YDS	SK	YDS	QBH	NO	YDS	LG	TD	PD	FF	FR	TD	YDS	TK	S	A	FF	FR	S	A	
2020	Steelers	16	0	1	1	0	1	1	0.0	0.0	0	0	0	0	0	0	0	0	0	0	9	6	3	0	0	0	0	0
2021	Steelers	8	2	23	22	1	0	0	0.0	0.0	0	1	0	0	0	4	1	0	0	0	5	2	3	1	0	0	0	0
NFL TOTALS		24	2	24	23	1	1	1	0.0	0.0	0	1	0	0	0	4	1	0	0	0	14	8	6	1	0	0	0	0

JAMES PIERRE'S NFL POSTSEASON DEFENSIVE STATISTICS

				TACKLES							INTERCEPTIONS					O. FUMB				ST				MISC			
DATE	TEAM	GP	GS	TK	S	A	TFL	YDS	SK	YDS	QBH	NO	YDS	LG	TD	PD	FF	FR	TD	YDS	TK	S	A	FF	FR	S	A
2020	Steelers	1	0	0	0	0	0	0	0.0	0.0	0	0	0	0	0	1	0	0	0	0	2	2	0	0	0	0	0
NFL TOTALS		1	0	0	0	0	0	0	0.0	0.0	0	0	0	0	0	1	0	0	0	0	2	2	0	0	0	0	0

SINGLE-GAME HIGHS: DEFENSIVE

- Total Tackles  
6 vs. Denver Broncos, Oct 10, 2021  
6 vs. Las Vegas Raiders, Sep 19, 2021  
...1 more at 6.
- Passes Defensed  
2 vs. Denver Broncos, Oct 10, 2021  
1 vs. Cincinnati Bengals, Sep 26, 2021  
...1 more at 1.
- Forced Fumbles  
1 vs. Seattle Seahawks, Oct 17, 2021
- Tackles For Loss  
1 at Jacksonville Jaguars, Nov 22, 2020
- Interceptions  
1 vs. Denver Broncos, Oct 10, 2021
- Special Teams Tackles  
2 at Tennessee Titans, Oct 25, 2020  
1 vs. Chicago Bears, Nov 08, 2021  
...11 more at 1.
- Special Teams Forced Fumbles  
1 vs. Chicago Bears, Nov 08, 2021

SINGLE-GAME HIGHS - POSTSEASON: DEFENSIVE

- Passes Defensed  
1 vs. Cleveland Browns, Jan 10, 2021
- Special Teams Tackles  
2 vs. Cleveland Browns, Jan 10, 2021

2021 GAME-BY-GAME REGULAR-SEASON STATISTICS (STEELERS)

DATE	OPPONENT	P/S	TACKLES							INTERCEPTIONS					O. FUMB			ST				MISC		W/L	SCORE			
			TK	S	A	SK	YDS	TFL	YDS	QBH	NO	YDS	LG	TD	PD	FF	FR	TD	YDS	TK	S	A	FF			FR	S	A
09/12	at Bills	P	6	6	0	0.0	0.0	0	0	0	0	0	0	1	0	0	0	0	1	0	1	0	0	0	0	W	23-16	
09/19	Raiders	S	6	6	0	0.0	0.0	0	0	0	0	0	0	0	0	0	0	0	0	1	0	1	0	0	0	L	17-26	
09/26	Bengals	P	0	0	0	0.0	0.0	0	0	0	0	0	0	1	0	0	0	0	1	1	0	0	0	0	0	L	10-24	
10/03	at Packers	P	1	1	0	0.0	0.0	0	0	0	0	0	0	0	0	0	0	0	0	0	0	0	0	0	0	L	17-27	
10/10	Broncos	S	6	6	0	0.0	0.0	0	0	0	0	0	1	0	0	0	0	0	0	0	0	0	0	0	0	W	27-19	
10/17	Seahawks	P	3	2	1	0.0	0.0	0	0	0	0	0	0	0	1	0	0	0	1	0	1	0	0	0	0	W	23-20+	
10/31	at Browns	P	0	0	0	0.0	0.0	0	0	0	0	0	0	0	0	0	0	0	0	0	0	0	0	0	0	W	15-10	
11/08	Bears	P	1	1	0	0.0	0.0	0	0	0	0	0	0	0	0	0	0	0	1	1	0	1	0	0	0	W	29-27	
2021 TOTALS		8-2	23	22	1	0.0	0.0	0	0	0	1	0	0	0	4	1	0	0	0	5	2	3	1	0	0	0	5-3	
+- Overtime																												

+- Overtime

2020 GAME-BY-GAME POSTSEASON STATISTICS (STEELERS)

DATE	OPPONENT	P/S	TACKLES							INTERCEPTIONS					O. FUMB			ST				MISC		W/L	SCORE		
			TK	S	A	SK	YDS	TFL	YDS	QBH	NO	YDS	LG	TD	PD	FF	FR	TD	YDS	TK	S	A	FF			FR	S
01/10	Browns	P	0	0	0	0.0	0.0	0	0	0	0	0	0	1	0	0	0	0	2	2	0	0	0	0	0	L	37-48
2020 TOTALS		1-0	0	0	0	0.0	0.0	0	0	0	0	0	0	1	0	0	0	0	2	2	0	0	0	0	0	0-1	



BEN ROETHLISBERGER

(Roeth-lis-ber-ger)

QUARTERBACK

HEIGHT: 6-5

BIRTHPLACE Findlay, OH

WEIGHT: 240

HOW ACQUIRED: D1 '04

COLLEGE: Miami (OH)

NFL EXPERIENCE: 18th year

BORN: Mar. 2, 1982 (39)



REGULAR SEASON COMPARISON: PASSING - DETROIT LIONS

DATE	OPP	W/L	GP/GS	C	ATT	YDS.	AVG.	TD	LG	INT	SK	SKYD	RTG
11/1/06	PIT vs. DET	W	S	7	16	135	8.4	0	43	2	1	3	34.1
11/11/09	PIT @ DET	W	S	23	30	277	9.2	3	47	1	3	15	123.9
11/17/13	PIT vs. DET	W	S	29	45	367	8.2	4	47	0	1	9	119.4
10/29/17	PIT @ DET	W	S	17	31	317	10.2	1	97	1	0	0	87.7
TOTALS		4/0	4/4	76	122	1,096	9.0	8	97	4	5	27	--

BEN ROETHLISBERGER'S NFL REGULAR SEASON PASSING STATISTICS

DATE	TEAM	GP	GS	ATT.	CMP.	PCT.	YDS	AVG.	TD	INT.	LG	SK	LST	RATE
2004	Steelers	14	13	295	196	66.4	2,621	8.9	17	11	58	30	213	98.1
2005	Steelers	12	12	268	168	62.7	2,385	8.9	17	9	85t	23	129	98.6
2006	Steelers	15	15	469	280	59.7	3,513	7.5	18	23	67t	46	280	75.4
2007	Steelers	15	15	404	264	65.3	3,154	7.8	32	11	83	47	347	104.1
2008	Steelers	16	16	469	281	59.9	3,301	7.0	17	15	65t	46	284	80.1
2009	Steelers	15	15	506	337	66.6	4,328	8.6	26	12	60t	50	348	100.5
2010	Steelers	12	12	389	240	61.7	3,200	8.2	17	5	56t	32	220	97.0
2011	Steelers	15	15	513	324	63.2	4,077	7.9	21	14	95t	40	269	90.1
2012	Steelers	13	13	449	284	63.3	3,265	7.3	26	8	82t	30	182	97.0
2013	Steelers	16	16	584	375	64.2	4,261	7.3	28	14	67	42	282	92.0
2014	Steelers	16	16	608	408	67.1	4,952	8.1	32	9	94t	33	172	103.3
2015	Steelers	12	11	469	319	68.0	3,938	8.4	21	16	69t	20	141	94.5
2016	Steelers	14	14	509	328	64.4	3,819	7.5	29	13	72t	17	141	95.4
2017	Steelers	15	15	561	360	64.2	4,251	7.6	28	14	97t	21	139	93.4
2018	Steelers	16	16	675	452	67.0	5,129	7.6	34	16	97t	24	166	96.5
2019	Steelers	2	2	62	35	56.5	351	5.7	0	1	45	2	7	66.0
2020	Steelers	15	15	608	399	65.6	3,803	6.3	33	10	84t	13	118	94.1
2021	Steelers	8	8	299	196	65.6	1,986	6.6	10	4	59	18	100	90.0
TOTALS		241	239	8,137	5,246	64.5	62,334	7.7	406	205	97T	534	3,538	93.9

BEN ROETHLISBERGER'S NFL POSTSEASON PASSING STATISTICS

DATE	TEAM	GP	GS	ATT.	CMP.	PCT.	YDS	AVG.	TD	INT.	LG	SK	LST	RATE
2004	Steelers	2	2	54	31	57.4	407	7.5	3	5	34	2	11	61.3
2005	Steelers	4	4	93	58	62.4	803	8.6	7	3	54	6	35	101.7
2007	Steelers	1	1	42	29	69.0	337	8.0	2	3	37t	6	40	79.2
2008	Steelers	3	3	89	54	60.7	692	7.8	3	1	65t	8	58	91.6
2010	Steelers	3	3	91	54	59.3	622	6.8	4	4	58	9	48	76.4
2011	Steelers	1	1	40	22	55.0	289	7.2	1	1	33	5	45	75.9
2014	Steelers	1	1	45	31	68.9	334	7.4	1	2	44	5	37	79.3
2015	Steelers	2	2	68	42	61.8	568	8.4	1	0	60	6	55	93.3
2016	Steelers	3	3	96	64	66.7	735	7.7	3	4	62t	2	15	82.6
2017	Steelers	1	1	58	37	63.8	469	8.1	5	1	43t	2	7	110.5
2020	Steelers	1	1	68	47	69.1	501	7.4	4	4	33	0	0	85.5
TOTALS		22	22	744	469	63.0	5,757	7.7	34	28	65T	51	351	86.4

BEN ROETHLISBERGER'S NFL REGULAR SEASON RUSHING STATISTICS

DATE	TEAM	NO.	YDS.	AVG.	LG	TD
2004	Steelers	56	144	2.6	20	1
2005	Steelers	31	69	2.2	13	3
2006	Steelers	32	98	3.1	20	2
2007	Steelers	35	204	5.8	30t	2
2008	Steelers	34	101	3.0	17	2
2009	Steelers	40	82	2.1	15	2
2010	Steelers	34	176	5.2	31	2
2011	Steelers	31	70	2.3	11	0
2012	Steelers	26	92	3.5	14	0
2013	Steelers	27	99	3.7	19	1
2014	Steelers	33	27	0.8	8	0
2015	Steelers	15	29	1.9	13	0
2016	Steelers	16	14	0.9	14	1
2017	Steelers	28	47	1.7	14	0
2018	Steelers	31	98	3.2	18	3
2019	Steelers	1	7	7.0	7	0
2020	Steelers	25	11	0.4	11	0
2021	Steelers	11	6	0.5	8	0
TOTALS		506	1,374	2.7	31	19

BEN ROETHLISBERGER'S NFL POSTSEASON RUSHING STATISTICS

DATE	TEAM	NO.	YDS.	AVG.	LG	TD
2004	Steelers	9	75	8.3	20	0
2005	Steelers	19	37	1.9	10	2
2007	Steelers	4	13	3.3	6	0
2008	Steelers	5	0	0.0	4	0
2010	Steelers	21	63	3.0	18	1
2011	Steelers	3	15	5.0	9	0
2014	Steelers	2	16	8.0	16	0
2015	Steelers	0	0	0.0	0	0
2016	Steelers	8	11	1.4	8	0
2017	Steelers	2	16	8.0	15	0
2020	Steelers	1	0	0.0	0	0
TOTALS		74	246	3.3	20	3

SINGLE-GAME HIGHS: QUARTERBACK

Pass Attempts	66 vs. Baltimore Ravens, Dec 10, 2017 60 vs. Kansas City Chiefs, Sep 16, 2018 44 vs. Baltimore Ravens, Dec 10, 2017	Passer Rating	158.3 vs. Carolina Panthers, Nov 08, 2018 158.3 at St. Louis Rams, Dec 20, 2007 ...2 more at 158.3.
Pass Completions	41 at Denver Broncos, Nov 25, 2018	Rush Attempts	9 at Cincinnati Bengals, Nov 21, 2004 7 vs. Carolina Panthers, Dec 23, 2010 ...1 more at 7.
Yards Passing	522 vs. Indianapolis Colts, Oct 26, 2014 506 vs. Baltimore Ravens, Dec 10, 2017	Rushing Yards	55 vs. Oakland Raiders, Nov 21, 2010 49 vs. Cleveland Browns, Nov 11, 2007
TD Passes	6 vs. Baltimore Ravens, Nov 02, 2014 6 vs. Indianapolis Colts, Oct 26, 2014	Longest Runs	30t vs. Cleveland Browns, Nov 11, 2007 22 vs. New York Jets, Dec 19, 2010
Long Passes	97t at Denver Broncos, Nov 25, 2018 97t at Detroit Lions, Oct 29, 2017	Rushing TDs	1 at Jacksonville Jaguars, Nov 18, 2018 1 at Baltimore Ravens, Nov 04, 2018 ...17 more at 1.
Completion Percentage	88.0 vs. Carolina Panthers, Nov 08, 2018 86.2 at Oakland Raiders, Dec 09, 2018	Rushing Average	5.4 at Cleveland Browns, Nov 14, 2004 1.8 at Cincinnati Bengals, Nov 21, 2004

SINGLE-GAME HIGHS - POSTSEASON: QUARTERBACK

Pass Attempts	68 vs. Cleveland Browns, Jan 10, 2021 58 vs. Jacksonville Jaguars, Jan 14, 2018 47 at New England Patriots, Jan 22, 2017 45 vs. Baltimore Ravens, Jan 03, 2015 42 vs. Jacksonville Jaguars, Jan 05, 2008	Passer Rating	148.7 at Cincinnati Bengals, Jan 08, 2006 124.9 at Denver Broncos, Jan 22, 2006 110.5 vs. Jacksonville Jaguars, Jan 14, 2018 105.3 vs. Miami Dolphins, Jan 08, 2017 101.8 vs. Baltimore Ravens, Jan 15, 2011
Pass Completions	47 vs. Cleveland Browns, Jan 10, 2021 37 vs. Jacksonville Jaguars, Jan 14, 2018 31 at New England Patriots, Jan 22, 2017 31 vs. Baltimore Ravens, Jan 03, 2015 29 vs. Jacksonville Jaguars, Jan 05, 2008	Rush Attempts	11 vs. New York Jets, Jan 23, 2011 7 vs. Seattle Seahawks, Feb 05, 2006 6 vs. Baltimore Ravens, Jan 15, 2011 5 at Indianapolis Colts, Jan 15, 2006 5 vs. New England Patriots, Jan 23, 2005
Yards Passing	501 vs. Cleveland Browns, Jan 10, 2021 469 vs. Jacksonville Jaguars, Jan 14, 2018 339 at Denver Broncos, Jan 17, 2016 337 vs. Jacksonville Jaguars, Jan 05, 2008 334 vs. Baltimore Ravens, Jan 03, 2015	Rushing Yards	45 vs. New England Patriots, Jan 23, 2005 31 at Green Bay Packers, Feb 06, 2011 30 vs. New York Jets, Jan 15, 2005 25 vs. Seattle Seahawks, Feb 05, 2006 21 vs. New York Jets, Jan 23, 2011
TD Passes	5 vs. Jacksonville Jaguars, Jan 14, 2018 4 vs. Cleveland Browns, Jan 10, 2021 3 at Cincinnati Bengals, Jan 08, 2006 2 vs. Miami Dolphins, Jan 08, 2017 2 at Green Bay Packers, Feb 06, 2011 ...5 more at 2.	Longest Runs	20 vs. New York Jets, Jan 15, 2005 18 at Green Bay Packers, Feb 06, 2011 16 vs. Baltimore Ravens, Jan 03, 2015 15 vs. Jacksonville Jaguars, Jan 14, 2018 13 vs. New England Patriots, Jan 23, 2005
Long Passes	65t vs. Baltimore Ravens, Jan 18, 2009 62t vs. Miami Dolphins, Jan 08, 2017 60 at Cincinnati Bengals, Jan 09, 2016 58 at Denver Broncos, Jan 17, 2016 58 vs. Baltimore Ravens, Jan 15, 2011	Rushing TDs	1 vs. New York Jets, Jan 23, 2011 1 vs. Seattle Seahawks, Feb 05, 2006 1 at Denver Broncos, Jan 22, 2006
Completion Percentage	73.7 at Cincinnati Bengals, Jan 08, 2006 72.4 at Denver Broncos, Jan 22, 2006 72.2 vs. Miami Dolphins, Jan 08, 2017 70.0 at Arizona Cardinals, Feb 01, 2009 69.1 vs. Cleveland Browns, Jan 10, 2021		

300-YARD PASSING GAMES (67): REGULAR SEASON

DATE	TEAM	NO.	YDS.	AVG.	LG	TD
12/18/04	at Giants	18	316	17.6	40	1
12/04/05	BENGALS	29	386	13.3	41	3
10/29/06	at Raiders	25	301	12.0	49	1
11/05/06	BRONCOS	38	433	11.4	63	3
10/05/08	at Jaguars	26	309	11.9	48t	3
11/16/08	CHARGERS	31	308	9.9	30	0
12/21/08	at Titans	25	329	13.2	31t	2
09/10/09	TITANS	33	363	11.0	34t	1
10/04/09	CHARGERS	26	333	12.8	35	2
10/18/09	BROWNS	23	417	18.1	52t	2
11/22/09	at Chiefs	32	398	12.4	41	3
12/20/09	PACKERS	29	503	17.3	60t	3
10/24/10	at Dolphins	19	302	15.9	53t	2
11/14/10	PATRIOTS	30	387	12.9	33t	3
12/23/10	PANTHERS	22	320	14.5	43t	1
09/25/11	at Colts	25	364	14.6	81t	1
10/23/11	at Cardinals	26	361	13.9	95t	3
10/30/11	PATRIOTS	36	365	10.1	26	2
11/06/11	RAVENS	20	330	16.5	32	1
12/19/11	at 49ers	25	330	13.2	39	0
09/23/12	at Raiders	36	384	10.7	22t	4
10/11/12	at Titans	24	363	15.1	82t	1
12/16/12	at Cowboys	24	339	14.1	60	2
09/22/13	BEARS	26	406	15.6	45	2
09/29/13	at Vikings	36	383	10.6	36	1
11/03/13	at Patriots	28	400	14.3	42	4
11/17/13	LIONS	29	367	12.7	47t	4
12/08/13	DOLPHINS	23	349	15.2	67	3
09/07/14	BROWNS	23	365	15.9	41	1
09/28/14	BUCCANEERS	29	314	10.8	31	3
10/26/14	COLTS	40	522	13.1	52	6
11/02/14	RAVENS	25	340	13.6	54t	6
11/09/14	at Jets	30	343	11.4	80t	1
11/30/14	SAINTS	32	435	13.6	48	2
12/07/14	at Bengals	25	350	14.0	94t	3
12/14/14	at Falcons	27	360	13.3	44	0
12/28/14	BENGALS	24	317	13.2	63t	2
09/10/15	at Patriots	26	351	13.5	43	1
09/20/15	49ERS	21	369	17.6	59	3
11/08/15	RAIDERS	24	334	13.9	59	2
11/15/15	BROWNS	22	379	17.2	64	3
11/29/15	at Seahawks	36	456	12.7	69t	1
12/06/15	COLTS	24	364	15.2	68t	4
12/20/15	BRONCOS	40	380	9.5	23t	3
01/03/16	at Browns	24	349	14.5	66	3
09/12/16	at Washington	27	300	11.1	42	3
10/02/16	CHIEFS	22	300	13.6	47	5
10/09/16	JETS	34	380	11.2	72t	4
11/13/16	COWBOYS	37	408	11.0	44	3
10/08/17	JAGUARS	33	312	9.5	49	0
10/29/17	at Lions	17	317	18.6	97t	1
11/26/17	PACKERS	33	351	10.6	39	4
12/10/17	RAVENS	44	506	11.5	57	2
09/09/18	at Browns	23	335	14.6	67	1
09/16/18	CHIEFS	39	452	11.6	46	3
09/24/18	at Buccaneers	30	353	11.8	75t	3
10/14/18	at Bengals	32	369	11.5	48	1
11/08/18	PANTHERS	22	328	14.9	75t	5
11/18/18	at Jaguars	27	314	11.6	78t	2
11/25/18	at Broncos	41	462	11.3	97t	1
12/23/18	at Saints	33	380	11.5	49	3
09/20/20	BRONCOS	29	311	10.7	84t	2
11/08/20	at Cowboys	29	306	10.6	42	3
11/15/20	BENGALS	27	333	12.3	46	4
12/07/20	WASHINGTON	33	305	9.2	50t	2
12/27/20	COLTS	34	341	10.0	39t	3
09/26/21	BENGALS	38	318	8.4	29	1

300-YARD PASSING GAMES (6): POSTSEASON

DATE	TEAM	NO.	YDS.	AVG.	LG	TD
01/05/08	JAGUARS	29	337	11.6	37t	2
01/03/15	RAVENS	31	334	10.8	44	1
01/17/16	at Broncos	24	339	14.1	58	0
01/22/17	at Patriots	31	314	10.1	30t	1
01/14/18	JAGUARS	37	469	12.7	43t	5
01/10/21	BROWNS	47	501	10.7	33	4

2021 GAME-BY-GAME REGULAR-SEASON STATISTICS (STEELERS)

DATE	OPPONENT	P/S	PASSING										RUSHING					W/L	SCORE
			ATT	CMP	YDS	PCT	Y/A	Y/C	TD	INT	LG	SK/YD	RATE	ATT	YDS	LG	TD		
09/12	at Bills	S	32	18	188	56.3	5.9	10.4	1	0	24	2/11	83.9	4	5	8	0	W	23-16
09/19	Raiders	S	40	27	295	67.5	7.4	10.9	1	1	52	2/3	87.0	0	0	0	0	L	17-26
09/26	Bengals	S	58	38	318	65.5	5.5	8.4	1	2	29	4/21	70.9	1	5	5	0	L	10-24
10/03	at Packers	S	40	26	232	65.0	5.8	8.9	1	1	45t	2/12	78.3	0	0	0	0	L	17-27
10/10	Broncos	S	25	15	253	60.0	10.1	16.9	2	0	59	1/9	120.9	1	-1	-1	0	W	27-19
10/17	Seahawks	S	40	29	229	72.5	7.7	7.9	1	0	23	1/3	94.7	2	-3	0	0	W	23-20+
10/31	at Browns	S	34	22	266	64.7	7.8	12.1	1	0	50	2/11	98.4	1	0	0	0	W	15-10
11/08	Bears	S	30	21	205	70.0	6.8	9.8	2	0	42	4/30	111.1	2	0	1	0	W	29-27
2021 TOTALS		8-8	299	196	1,986	65.6	6.6	10.1	10	4	59	18/100	90.0	11	6	8	0	5-3	

+ - Overtime

2020 GAME-BY-GAME POSTSEASON STATISTICS (STEELERS)

DATE	OPPONENT	P/S	PASSING										RUSHING					W/L	SCORE
			ATT	CMP	YDS	PCT	Y/A	Y/C	TD	INT	LG	SK/YD	RATE	ATT	YDS	LG	TD		
01/10	Browns	S	68	47	501	69.1	7.4	10.7	4	4	33	0/0	85.5	1	0	0	0	L	37-48
2020 TOTALS		1-1	68	47	501	69.1	7.4	10.7	4	4	33	0/0	85.5	1	0	0	0	0-1	

2017 GAME-BY-GAME POSTSEASON STATISTICS (STEELERS)

DATE	OPPONENT	P/S	PASSING										RUSHING					W/L	SCORE
			ATT	CMP	YDS	PCT	Y/A	Y/C	TD	INT	LG	SK/YD	RATE	ATT	YDS	LG	TD		
01/14	Jaguars	S	58	37	469	63.8	8.1	12.7	5	1	43t	2/7	110.5	2	16	15	0	L	42-45
2017 TOTALS		1-1	58	37	469	63.8	8.1	12.7	5	1	43T	2/7	110.5	2	16	15	0	0-1	

2016 GAME-BY-GAME POSTSEASON STATISTICS (STEELERS)

DATE	OPPONENT	P/S	PASSING										RUSHING					W/L	SCORE
			ATT	CMP	YDS	PCT	Y/A	Y/C	TD	INT	LG	SK/YD	RATE	ATT	YDS	LG	TD		
01/08	Dolphins	S	18	13	197	72.2	10.9	15.2	2	2	62t	1/9	105.3	4	10	8	0	W	30-12
01/15	at Chiefs	S	31	20	224	64.5	7.2	11.2	0	1	52t	1/6	72.5	4	1	4	0	W	18-16
01/22	at Patriots	S	47	31	314	66.0	6.7	10.1	1	1	30t	0/0	83.1	0	0	0	0	L	17-36
2016 TOTALS		3-3	96	64	735	66.7	7.7	11.5	3	4	62T	2/15	82.6	8	11	8	0	2-1	

2015 GAME-BY-GAME POSTSEASON STATISTICS (STEELERS)

DATE	OPPONENT	P/S	PASSING										RUSHING					W/L	SCORE
			ATT	CMP	YDS	PCT	Y/A	Y/C	TD	INT	LG	SK/YD	RATE	ATT	YDS	LG	TD		
01/09	at Bengals	S	31	18	229	58.1	7.4	12.7	1	0	60	3/27	92.0	0	0	0	0	W	18-16
01/17	at Broncos	S	37	24	339	64.9	9.2	14.1	0	0	58	3/28	94.3	0	0	0	0	L	16-23
2015 TOTALS		2-2	68	42	568	61.8	8.4	13.5	1	0	60	6/55	93.3	0	0	0	0	1-1	

2014 GAME-BY-GAME POSTSEASON STATISTICS (STEELERS)

DATE	OPPONENT	P/S	PASSING										RUSHING					W/L	SCORE
			ATT	CMP	YDS	PCT	Y/A	Y/C	TD	INT	LG	SK/YD	RATE	ATT	YDS	LG	TD		
01/03	Ravens	S	45	31	334	68.9	7.4	10.8	1	2	44	5/37	79.3	2	16	16	0	L	17-30
2014 TOTALS		1-1	45	31	334	68.9	7.4	10.8	1	2	44	5/37	79.3	2	16	16	0	0-1	

2011 GAME-BY-GAME POSTSEASON STATISTICS (STEELERS)

DATE	OPPONENT	P/S	PASSING										RUSHING					W/L	SCORE
			ATT	CMP	YDS	PCT	Y/A	Y/C	TD	INT	LG	SK/YD	RATE	ATT	YDS	LG	TD		
01/08	at Broncos	S	40	22	289	55.0	7.2	13.1	1	1	33	5/45	75.9	3	15	9	0	L	23-29+
2011 TOTALS		1-1	40	22	289	55.0	7.2	13.1	1	1	33	5/45	75.9	3	15	9	0	0-1	

+ - Overtime

2010 GAME-BY-GAME POSTSEASON STATISTICS (STEELERS)

DATE	OPPONENT	P/S	PASSING										RUSHING					W/L	SCORE
			ATT	CMP	YDS	PCT	Y/A	Y/C	TD	INT	LG	SK/YD	RATE	ATT	YDS	LG	TD		
01/15	Ravens	S	32	19	226	59.4	7.1	11.9	2	0	58	6/34	101.8	6	11	6	0	W	31-24
01/23	Jets	S	19	10	133	52.6	7.0	13.3	0	2	24	2/12	35.5	11	21	12	1	W	24-19
02/06	at Packers	S	40	25	263	62.5	6.6	10.5	2	2	37	1/2	77.4	4	31	18	0	L	25-31
2010 TOTALS		3-3	91	54	622	59.3	6.8	11.5	4	4	58	9/48	76.4	21	63	18	1	2-1	

2008 GAME-BY-GAME POSTSEASON STATISTICS (STEELERS)

DATE	OPPONENT	P/S	PASSING										RUSHING					W/L	SCORE
			ATT	CMP	YDS	PCT	Y/A	Y/C	TD	INT	LG	SK/YD	RATE	ATT	YDS	LG	TD		
01/11	Chargers	S	26	17	181	65.4	7.0	10.6	1	0	41	1/4	98.4	0	0	0	0	W	35-24
01/18	Ravens	S	33	16	255	48.5	7.7	15.9	1	0	65t	4/32	84.8	2	-2	-1	0	W	23-14
02/01	at Cardinals	S	30	21	256	70.0	8.5	12.2	1	1	40	3/22	93.2	3	2	4	0	W	27-23
2008 TOTALS		3-3	89	54	692	60.7	7.8	12.8	3	1	65T	8/58	91.6	5	0	4	0	3-0	

2007 GAME-BY-GAME POSTSEASON STATISTICS (STEELERS)

DATE	OPPONENT	P/S	PASSING										RUSHING					W/L	SCORE
			ATT	CMP	YDS	PCT	Y/A	Y/C	TD	INT	LG	SK/YD	RATE	ATT	YDS	LG	TD		
01/05	Jaguars	S	42	29	337	69.0	8.0	11.6	2	3	37t	6/40	79.2	4	13	6	0	L	29-31
2007 TOTALS		1-1	42	29	337	69.0	8.0	11.6	2	3	37T	6/40	79.2	4	13	6	0	0-1	


2005 GAME-BY-GAME POSTSEASON STATISTICS (STEELERS)

DATE	OPPONENT	P/S	PASSING										RUSHING					SCORE
			ATT	CMP	YDS	PCT	Y/A	Y/C	TD	INT	LG	SK/YD	RATE	ATT	YDS	LG	TD	
01/08	at Bengals	S	19	14	208	73.7	10.9	14.9	3	0	54	1/6	148.7	4	3	6	0	W 31-17
01/15	at Colts	S	24	14	197	58.3	8.2	14.1	2	1	45	2/14	95.3	5	-3	1	0	W 21-18
01/22	at Broncos	S	29	21	275	72.4	9.5	13.1	2	0	30	2/7	124.9	3	12	6	1	W 34-17
02/05	Seahawks	S	21	9	123	42.9	5.9	13.7	0	2	37	1/8	22.6	7	25	10	1	W 21-10
2005 TOTALS		4-4	93	58	803	62.4	8.6	13.8	7	3	54	6/35	101.7	19	37	10	2	4-0

2004 GAME-BY-GAME POSTSEASON STATISTICS (STEELERS)

DATE	OPPONENT	P/S	PASSING										RUSHING					SCORE
			ATT	CMP	YDS	PCT	Y/A	Y/C	TD	INT	LG	SK/YD	RATE	ATT	YDS	LG	TD	
01/15	Jets	S	30	17	181	56.7	6.0	10.6	1	2	21	1/10	57.8	4	30	20	0	W 20-17+
01/23	Patriots	S	24	14	226	58.3	9.4	16.1	2	3	34	1/1	78.1	5	45	13	0	L 27-41
2004 TOTALS		2-2	54	31	407	57.4	7.5	13.1	3	5	34	2/11	61.3	9	75	20	0	1-1

+ - Overtime



2

MASON RUDOLPH

QUARTERBACK

HEIGHT: 6-5

WEIGHT: 235

COLLEGE: Oklahoma State

BORN: Jun. 17, 1995 (26)

BIRTHPLACE: Rock Hill, SC

HOW ACQUIRED: D3a '18

NFL EXPERIENCE: 4th year

MASON RUDOLPH'S NFL REGULAR SEASON PASSING STATISTICS

DATE	TEAM	GP	GS	ATT.	CMP.	PCT.	YDS	AVG.	TD	INT.	LG	SK	LST	RATE
2018	Steelers	0	0	0	0	0.0	0	0.0	0	0	0	0	0	0.0
2019	Steelers	10	8	283	176	62.2	1,765	6.2	13	9	76t	15	124	82.0
2020	Steelers	5	1	43	25	58.1	324	7.5	2	1	47	1	8	87.7
2021	Steelers	0	0	0	0	0.0	0	0.0	0	0	0	0	0	0.0
TOTALS		15	9	326	201	61.7	2,089	6.4	15	10	76T	16	132	82.7

MASON RUDOLPH'S NFL POSTSEASON PASSING STATISTICS

DATE	TEAM	GP	GS	ATT.	CMP.	PCT.	YDS	AVG.	TD	INT.	LG	SK	LST	RATE
2020	Steelers	0	0	0	0	0.0	0	0.0	0	0	0	0	0	0.0
TOTALS		0	0	0	0	0.0	0	0.0	0	0	0	0	0	0.0

MASON RUDOLPH'S NFL REGULAR SEASON RUSHING STATISTICS

DATE	TEAM	NO.	YDS.	AVG.	LG	TD
2018	Steelers	0	0	0.0	0	0
2019	Steelers	21	42	2.0	13	0
2020	Steelers	7	-6	-0.9	1	0
2021	Steelers	0	0	0.0	0	0
TOTALS		28	36	1.3	13	0

MASON RUDOLPH'S NFL POSTSEASON RUSHING STATISTICS

DATE	TEAM	NO.	YDS.	AVG.	LG	TD
2020	Steelers	0	0	0.0	0	0
TOTALS		0	0	0.0	0	0

MASON RUDOLPH'S NFL REGULAR SEASON PASSING/RUSHING STATISTICS

DATE	TEAM	GP	GS	PASSING											RUSHING				
				ATT.	CMP.	PCT.	YDS	AVG.	TD	INT.	LG	SK	LST	RATE	NO.	YDS.	AVG.	LG	TD
2018	Steelers	0	0	0	0	0.0	0	0.0	0	0	0	0	0	0.0	0	0	0.0	0	0
2019	Steelers	10	8	283	176	62.2	1,765	6.2	13	9	76t	15	124	82.0	21	42	2.0	13	0
2020	Steelers	5	1	43	25	58.1	324	7.5	2	1	47	1	8	87.7	7	-6	-0.9	1	0
2021	Steelers	0	0	0	0	0.0	0	0.0	0	0	0	0	0	0.0	0	0	0.0	0	0
TOTALS		15	9	326	201	61.7	2,089	6.4	15	10	76T	16	132	82.7	28	36	1.3	13	0

MASON RUDOLPH'S NFL POSTSEASON PASSING/RUSHING STATISTICS

DATE	TEAM	GP	GS	PASSING											RUSHING				
				ATT.	CMP.	PCT.	YDS	AVG.	TD	INT.	LG	SK	LST	RATE	NO.	YDS.	AVG.	LG	TD
2020	Steelers	0	0	0	0	0.0	0	0.0	0	0	0	0	0	0.0	0	0	0.0	0	0
TOTALS		0	0	0	0	0.0	0	0.0	0	0	0	0	0	0.0	0	0	0.0	0	0

SINGLE-GAME HIGHS: QUARTERBACK

Pass Attempts	44 at Cleveland Browns, Nov 14, 2019 39 at Cleveland Browns, Jan 03, 2021	Completion Percentage	85.7 vs. Cincinnati Bengals, Sep 30, 2019 74.3 vs. Indianapolis Colts, Nov 03, 2019
Pass Completions	26 vs. Indianapolis Colts, Nov 03, 2019 24 vs. Cincinnati Bengals, Sep 30, 2019	Passer Rating	124.6 vs. Cincinnati Bengals, Sep 30, 2019 104 at New York Jets, Dec 22, 2019
Yards Passing	315 at Cleveland Browns, Jan 03, 2021 251 vs. Miami Dolphins, Oct 28, 2019	Rush Attempts	4 at Cincinnati Bengals, Nov 24, 2019 4 at San Francisco 49ers, Sep 22, 2019
TD Passes	2 at Cleveland Browns, Jan 03, 2021 2 vs. Miami Dolphins, Oct 28, 2019 ...3 more at 2.	Rushing Yards	15 at San Francisco 49ers, Nov 14, 2019 15 at San Francisco 49ers, Sep 22, 2019
Long Passes	76t at San Francisco 49ers, Sep 22, 2019 47 at Cleveland Browns, Jan 03, 2021	Longest Runs	13 at Cleveland Browns, Nov 14, 2019 7 vs. Indianapolis Colts, Nov 03, 2019 ...2 more at 7.

300-YARD PASSING GAMES (1): REGULAR SEASON

DATE	TEAM	NO.	YDS.	AVG.	LG	TD
01/03/21	at Browns	22	315	14.3	47	2


2021 GAME-BY-GAME REGULAR-SEASON STATISTICS (STEELERS)

DATE	OPPONENT	P/S	PASSING											RUSHING				W/L	SCORE
			ATT	CMP	YDS	PCT	Y/A	Y/C	TD	INT	LG	SK/YD	RATE	ATT	YDS	LG	TD		
09/12	at Bills																	W	23-16
09/19	Raiders																	L	17-26
09/26	Bengals																	L	10-24
10/03	at Packers																	L	17-27
10/10	Broncos																	W	27-19
10/17	Seahawks																	W	23-20+
10/31	at Browns																	W	15-10
11/08	Bears																	W	29-27
2021 TOTALS		0-0	0	0	0	0.0	0.0	0.0	0	0	0	0/0	0.0	0	0	0	0	5-3	
+ - Overtime																			

2020 GAME-BY-GAME POSTSEASON STATISTICS (STEELERS)

DATE	OPPONENT	P/S	PASSING											RUSHING				W/L	SCORE
			ATT	CMP	YDS	PCT	Y/A	Y/C	TD	INT	LG	SK/YD	RATE	ATT	YDS	LG	TD		
01/10	Browns																	L	37-48
2020 TOTALS		0-0	0	0	0	0.0	0.0	0.0	0	0	0	0/0	0.0	0	0	0	0	0-1	





93

JOE SCHOBERT

LINEBACKER

(SHOW-ber)

HEIGHT: 6-1

WEIGHT: 240

COLLEGE: Wisconsin

BORN: Nov. 6, 1993 (28)

BIRTHPLACE: Waukesha, Wis.

HOW ACQUIRED: TR '21 (JAX)

NFL EXPERIENCE: 6th year

REGULAR SEASON COMPARISON: DEFENSIVE - DETROIT LIONS

DATE	OPP	W/L	GP/GS	TACKLES			SACK	YDS.	INT	TFL	PD	QBH	TD	MISC	
				TOT	SOLO	ASST								FF	FR
11/12/17	CLV @ DET	L	S	6	5	1	1.0	1.0	0	1	0	1	0	0	0
10/18/20	JAX vs. DET	L	S	10	7	3	0.0	0.0	1	0	1	1	0	0	0
TOTALS		0/2	2/2	16	12	4	1.0	1.0	1	1	1	2	0	0	0

JOE SCHOBERT'S NFL REGULAR SEASON DEFENSIVE STATISTICS


DATE	TEAM	GP	GS	TK	S	TACKLES					INTERCEPTIONS					O. FUMB			ST			MISC				
						A	TFL	YDS	SK	YDS	QBH	NO	YDS	LG	TD	PD	FF	FR	TD	YDS	TK	S	A	FF	FR	S
2016	Browns	16	4	16	11	5	1	0.5	3.0	3	0	0	0	0	1	0	0	0	12	8	4	0	0	0	0	
2017	Browns	16	16	142	85	57	4	6	3.0	18.0	7	1	8	8	0	4	3	0	0	2	2	0	0	0	0	
2018	Browns	13	13	103	57	46	3	13	3.0	20.0	6	1	0	0	6	2	2	0	26	0	0	0	0	0	0	
2019	Browns	16	16	133	89	44	7	32	2.0	19.0	4	4	24	20	0	9	2	1	0	21	0	0	0	0	0	
2020	Jaguars	16	16	141	84	57	6	17	2.5	12.0	6	3	45	43t	1	4	2	0	0	0	0	0	0	0	0	
2021	Steelers	8	8	50	29	21	0	0	0.0	0.0	0	0	0	0	0	4	1	0	0	0	0	0	0	0	0	
NFL TOTALS		85	73	585	355	230	21	69	11.0	72.0	26	9	77	43T	1	28	10	3	0	47	14	10	4	0	0	0

SINGLE-GAME HIGHS: DEFENSIVE

Total Tackles	16 at Baltimore Ravens, Sep 29, 2019 14 at Oakland Raiders, Sep 30, 2018	Tackles For Loss	2 vs. Pittsburgh Steelers, Nov 14, 2019 2 at Baltimore Ravens, Sep 29, 2019
Sacks	1.0 vs. Chicago Bears, Dec 27, 2020 1.0 at Minnesota Vikings, Dec 06, 2020 ...6 more at 1.0.	Interceptions	2 vs. Miami Dolphins, Nov 24, 2019 2 vs. Pittsburgh Steelers, Nov 14, 2019 43 at Minnesota Vikings, Dec 06, 2020
Passes Defensed	4 vs. Miami Dolphins, Nov 24, 2019 4 vs. Pittsburgh Steelers, Nov 14, 2019	Interception Return Yards	20 vs. Pittsburgh Steelers, Nov 14, 2019 20 vs. Pittsburgh Steelers, Nov 14, 2019
Forced Fumbles	1 at Cleveland Browns, Oct 31, 2021 1 vs. Chicago Bears, Dec 27, 2020 ...8 more at 1.	Special Teams Tackles	3 at Buffalo Bills, Dec 18, 2016 2 at Cincinnati Bengals, Oct 23, 2016
Fumble Recoveries	2 vs. Pittsburgh Steelers, Sep 09, 2018 1 vs. Los Angeles Rams, Sep 22, 2019	Longest Opponent's Fumble Return	26 vs. Pittsburgh Steelers, Sep 09, 2018 21 vs. Los Angeles Rams, Sep 22, 2019

2021 GAME-BY-GAME REGULAR-SEASON STATISTICS (STEELERS)

DATE	OPPONENT	P/S	TACKLES						INTERCEPTIONS					O. FUMB			ST			MISC			W/L	SCORE	
			TK	S	A	SK	YDS	TFL	YDS	QBH	NO	YDS	LG	TD	PD	FF	FR	TD	YDS	TK	S	A			FF
09/12	at Bills	S	6	2	4	0.0	0.0	0	0	0	0	0	0	0	0	0	0	0	0	0	0	0	0	W	23-16
09/19	Raiders	S	10	6	4	0.0	0.0	0	0	0	0	0	0	2	0	0	0	0	0	0	0	0	0	L	17-26
09/26	Bengals	S	5	4	1	0.0	0.0	0	0	0	0	0	0	0	0	0	0	0	0	0	0	0	0	L	10-24
10/03	at Packers	S	8	5	3	0.0	0.0	0	0	0	0	0	0	1	0	0	0	0	0	0	0	0	0	L	17-27
10/10	Broncos	S	5	3	2	0.0	0.0	0	0	0	0	0	0	1	0	0	0	0	0	0	0	0	0	W	27-19
10/17	Seahawks	S	2	1	1	0.0	0.0	0	0	0	0	0	0	0	0	0	0	0	0	0	0	0	0	W	23-20+
10/31	at Browns	S	9	6	3	0.0	0.0	0	0	0	0	0	0	0	1	0	0	0	0	0	0	0	0	W	15-10
11/08	Bears	S	5	2	3	0.0	0.0	0	0	0	0	0	0	0	0	0	0	0	0	0	0	0	0	W	29-27
2021 TOTALS		8-8	50	29	21	0.0	0.0	0	0	0	0	0	0	4	1	0	0	0	0	0	0	0	0	5-3	
+ - Overtime																									



# BENNY SNELL JR.

RUNNING BACK

HEIGHT: 5-10

BIRTHPLACE: Columbus, OH

WEIGHT: 224

HOW ACQUIRED: D4 '19

COLLEGE: Kentucky

NFL EXPERIENCE: 3rd year

BORN: Feb. 26, 1998 (23)

BENNY SNELL JR.'S NFL REGULAR SEASON RUSHING/RECEIVING STATISTICS

DATE	TEAM	GP	GS	RUSHING					RECEIVING				
				NO.	YDS.	AVG.	LG	TD	NO.	YDS.	AVG.	LG	TD
2019	Steelers	13	2	108	426	3.9	23	2	3	23	7.7	14	0
2020	Steelers	16	3	111	368	3.3	30	4	10	61	6.1	14	0
2021	Steelers	8	0	10	27	2.7	9	0	1	7	7.0	7	0
NFL TOTALS		37	5	229	821	3.6	30	6	14	91	6.5	14	0

BENNY SNELL JR.'S NFL POSTSEASON RUSHING/RECEIVING STATISTICS

DATE	TEAM	GP	GS	RUSHING					RECEIVING				
				NO.	YDS.	AVG.	LG	TD	NO.	YDS.	AVG.	LG	TD
2020	Steelers	1	0	2	13	6.5	11	0	1	4	4.0	4	0
NFL TOTALS		1	0	2	13	6.5	11	0	1	4	4.0	4	0

BENNY SNELL JR.'S NFL REGULAR SEASON RETURN STATISTICS

DATE	TEAM	RET.	KICKOFF RETURNS				PUNT RETURNS					
			YDS.	AVG.	LG	TD	NO.	FC	YDS.	AVG.	LG	TD
2019	Steelers	1	8	8.0	8	0	0	0	0	0.0	0	0
2020	Steelers	0	0	0.0	0	0	0	0	0	0.0	0	0
2021	Steelers	0	0	0.0	0	0	0	0	0	0.0	0	0
NFL TOTALS		1	8	8.0	8	0	0	0	0	0.0	0	0

BENNY SNELL JR.'S NFL POSTSEASON RETURN STATISTICS

DATE	TEAM	RET.	KICKOFF RETURNS				PUNT RETURNS					
			YDS.	AVG.	LG	TD	NO.	FC	YDS.	AVG.	LG	TD
2020	Steelers	0	0	0.0	0	0	0	0	0	0.0	0	0
NFL TOTALS		0	0	0.0	0	0	0	0	0	0.0	0	0

SINGLE-GAME HIGHS: RUSHING/RECEIVING

Rush Attempts	21 at Cincinnati Bengals, Nov 24, 2019 19 at New York Giants, Sep 14, 2020	Kickoff Returns	1 at Baltimore Ravens, Dec 29, 2019
Rushing Yards	113 at New York Giants, Sep 14, 2020 98 at Cincinnati Bengals, Nov 24, 2019	Kickoff Return Yards	8 at Baltimore Ravens, Dec 29, 2019
Longest Runs	30 at New York Giants, Sep 14, 2020 29 at Cincinnati Bengals, Dec 21, 2020	Longest Kickoff Return	8 at Baltimore Ravens, Dec 29, 2019
Rushing TDs	1 at Cincinnati Bengals, Dec 21, 2020 1 at Jacksonville Jaguars, Nov 22, 2020 ...4 more at 1.	Special Teams Tackles	2 at Buffalo Bills, Dec 13, 2020 1 at Buffalo Bills, Sep 12, 2021 ...7 more at 1.
Receptions	3 at Cincinnati Bengals, Dec 21, 2020 3 vs. Baltimore Ravens, Dec 02, 2020	Miscellaneous Tackles	1 at Cleveland Browns, Jan 03, 2021
Receiving Yards	33 vs. Baltimore Ravens, Dec 02, 2020 23 at Cincinnati Bengals, Dec 21, 2020	Most TDs	1 at Cincinnati Bengals, Dec 21, 2020 1 at Jacksonville Jaguars, Nov 22, 2020 ...3 more at 1.
Longest Receptions	14 at Cincinnati Bengals, Dec 21, 2020 14 at Los Angeles Chargers, Oct 13, 2019	Rushing Average	6.0 at New York Giants, Sep 14, 2020 5.1 at Baltimore Ravens, Dec 29, 2019
All-Purpose Yards	113 at New York Giants, Sep 14, 2020 107 at Cincinnati Bengals, Dec 21, 2020		

SINGLE-GAME HIGHS - POSTSEASON: RUSHING/RECEIVING

Rush Attempts	2 vs. Cleveland Browns, Jan 10, 2021	Receiving Yards	4 vs. Cleveland Browns, Jan 10, 2021
Rushing Yards	13 vs. Cleveland Browns, Jan 10, 2021	Longest Receptions	4 vs. Cleveland Browns, Jan 10, 2021
Longest Runs	11 vs. Cleveland Browns, Jan 10, 2021 2 vs. Cleveland Browns, Jan 10, 2021	All-Purpose Yards	17 vs. Cleveland Browns, Jan 10, 2021
Receptions	1 vs. Cleveland Browns, Jan 10, 2021		

100-YARD RUSHING GAMES (1): REGULAR SEASON


DATE	TEAM	ATT.	YDS.	AVG.	LG	TD
09/14/20	at Giants	19	113	5.9	30	0

2021 GAME-BY-GAME REGULAR-SEASON STATISTICS (STEELERS)

DATE	OPPONENT	P/S	RUSHING					RECEIVING					W/L	SCORE
			NO.	YDS.	AVG.	LG	TD	NO.	YDS.	AVG.	LG	TD		
09/12	at Bills	P	0	0	0.0	0	0	0	0	0.0	0	0	W	23-16
09/19	Raiders	P	2	1	0.5	1	0	0	0	0.0	0	0	L	17-26
09/26	Bengals	P	0	0	0.0	0	0	0	0	0.0	0	0	L	10-24
10/03	at Packers	P	1	0	0.0	0	0	0	0	0.0	0	0	L	17-27
10/10	Broncos	P	5	20	4.0	9	0	0	0	0.0	0	0	W	27-19
10/17	Seahawks	P	0	0	0.0	0	0	0	0	0.0	0	0	W	23-20+
10/31	at Browns	P	0	0	0.0	0	0	1	7	7.0	7	0	W	15-10
11/08	Bears	P	2	6	3.0	5	0	0	0	0.0	0	0	W	29-27
2021 TOTALS		8-0	10	27	2.7	9	0	1	7	7.0	7	0	5-3	
+ - Overtime														

2020 GAME-BY-GAME POSTSEASON STATISTICS (STEELERS)

DATE	OPPONENT	P/S	RUSHING					RECEIVING					W/L	SCORE
			NO.	YDS.	AVG.	LG	TD	NO.	YDS.	AVG.	LG	TD		
01/10	Browns	P	2	13	6.5	11	0	1	4	4.0	4	0	L	37-48
2020 TOTALS		1-0	2	13	6.5	11	0	1	4	4.0	4	0	0-1	



41

ROBERT SPILLANE

(Spill-LANE)

LINEBACKER

HEIGHT: 6-1

WEIGHT: 229

COLLEGE: Western Michigan

BORN: Dec. 14, 1995 (25)

BIRTHPLACE: Oak Park, IL

HOW ACQUIRED: FA '19

NFL EXPERIENCE: 3rd year

ROBERT SPILLANE'S NFL REGULAR SEASON DEFENSIVE STATISTICS

DATE	TEAM	GP	GS	TACKLES							INTERCEPTIONS					O. FUMB			ST				MISC				
				TK	S	A	TFL	YDS	SK	YDS	QBH	NO	YDS	LG	TD	PD	FF	FR	TD	YDS	TK	S	A	FF	FR	S	A
2018	Titans	2	0	0	0	0	0	0	0	0.0	0.0	0	0	0	0	0	0	0	0	0	0	0	0	0	0	0	
2019	Titans	0	0	0	0	0	0	0	0	0.0	0.0	0	0	0	0	0	0	0	0	0	0	0	0	0	0	0	
Went from Tennessee to Pittsburgh.																											
2019	Steelers	8	0	1	1	0	0	0	0	0.0	0.0	0	0	0	0	0	0	0	0	0	10	7	3	0	0	0	0
2019	TOTAL	8	0	1	1	0	0	0	0	0.0	0.0	0	0	0	0	0	0	0	0	0	10	7	3	0	0	0	0
2020	Steelers	12	7	43	37	6	4	21	2.0	15.0	3	1	33	33t	1	4	0	1	0	0	2	2	0	0	0	0	0
2021	Steelers	7	1	15	8	7	1	2	0.0	0.0	0	0	0	0	0	0	0	0	0	0	5	3	2	0	0	0	0
NFL TOTALS		29	8	59	46	13	5	23	2.0	15.0	3	1	33	33T	1	4	0	1	0	0	17	12	5	0	0	0	0

ROBERT SPILLANE'S NFL POSTSEASON DEFENSIVE STATISTICS

				TACKLES							INTERCEPTIONS							O. FUMB				ST				MISC		
DATE	TEAM	GP	GS	TK	S	A	TFL	YDS	SK	YDS	QBH	NO	YDS	LG	TD	PD	FF	FR	TD	YDS	TK	S	A	FF	FR	S	A	
2020	Steelers	1	1	9	6	3	0	0	0.0	0.0	0	0	0	0	0	0	0	0	0	0	0	0	0	0	0	0	0	0
NFL TOTALS		1	1	9	6	3	0	0	0.0	0.0	0	0	0	0	0	0	0	0	0	0	0	0	0	0	0	0	0	0

SINGLE-GAME HIGHS: DEFENSIVE

- Total Tackles11 at Baltimore Ravens, Nov 01, 2020  
10 vs. Las Vegas Raiders, Sep 19, 2021
- Sacks1.0 vs. Washington, Dec 07, 2020  
1.0 vs. Cincinnati Bengals, Nov 15, 2020
- Passes Defensed2 vs. Washington, Dec 07, 2020  
2 at Baltimore Ravens, Nov 01, 2020
- Fumble Recoveries1 at Baltimore Ravens, Nov 01, 2020
- Tackles For Loss1 vs. Las Vegas Raiders, Sep 19, 2021  
1 vs. Washington Football Team, Dec 07, 2020  
...3 more at 1.
- Interceptions1 at Baltimore Ravens, Nov 01, 2020  
Interception Return Yards33 at Baltimore Ravens, Nov 01, 2020  
Special Teams Tackles4 at Cincinnati Bengals, Nov 24, 2019  
2 vs. Las Vegas Raiders, Sep 19, 2021  
...2 more at 2.

SINGLE-GAME HIGHS - POSTSEASON: DEFENSIVE


- Total Tackles9 vs. Cleveland Browns, Jan 10, 2021

2021 GAME-BY-GAME REGULAR-SEASON STATISTICS (STEELERS)

DATE	OPPONENT	P/S	TACKLES							INTERCEPTIONS					O. FUMB			ST				MISC		W/L	SCORE																	
			TK	S	A	SK	YDS	TFL	YDS	QBH	NO	YDS	LG	TD	PD	FF	FR	TD	YDS	TK	S	A	FF			FR	S	A														
09/12	at Bills		ON INACTIVE LIST																																						W	23-16
09/19	Raiders	S	10	7	3	0	0	0	0	1	2	0	0	0	0	0	0	0	0	2	0	2	0	0	0	0	L	17-26														
09/26	Bengals	P	0	0	0	0	0	0	0	0	0	0	0	0	0	0	0	0	0	0	0	0	0	0	0	0	L	10-24														
10/03	at Packers	P	0	0	0	0	0	0	0	0	0	0	0	0	0	0	0	0	1	1	0	0	0	0	0	0	L	17-27														
10/10	Broncos	P	2	1	1	0	0	0	0	0	0	0	0	0	0	0	0	0	0	0	0	0	0	0	0	0	W	27-19														
10/17	Seahawks	P	2	0	2	0	0	0	0	0	0	0	0	0	0	0	0	0	1	1	0	0	0	0	0	0	W	23-20+														
10/31	at Browns	P	1	0	1	0	0	0	0	0	0	0	0	0	0	0	0	0	1	1	0	0	0	0	0	0	W	15-10														
11/08	Bears	P	0	0	0	0	0	0	0	0	0	0	0	0	0	0	0	0	0	0	0	0	0	0	0	0	W	29-27														
2021 TOTALS		7-1	15	8	7	0	0	0	0	1	2	0	0	0	0	0	0	0	0	5	3	2	0	0	0	0	5-3															
+ - Overtime																																										

2020 GAME-BY-GAME POSTSEASON STATISTICS (STEELERS)

			TACKLES							INTERCEPTIONS					O. FUMB			ST			MISC							
DATE	OPPONENT	P/S	TK	S	A	SK	YDS	TFL	YDS	QBH	NO	YDS	LG	TD	PD	FF	FR	TD	YDS	TK	S	A	FF	FR	S	A	W/L	SCORE
01/10	Browns	S	9	6	3	0	0	0	0	0	0	0	0	0	0	0	0	0	0	0	0	0	0	0	0	0	L	37-48
2020 TOTALS			1-1	9	6	3	0	0	0	0	0	0	0	0	0	0	0	0	0	0	0	0	0	0	0	0	0-1	



20

CAMERON SUTTON

CORNERBACK

HEIGHT: 5-11      BIRTHPLACE Jonesboro, GA  
WEIGHT: 188      HOW ACQUIRED: D3a '17  
COLLEGE: Tennessee      NFL EXPERIENCE: 5th year  
BORN: Feb. 27, 1995 (26)

CAMERON SUTTON'S NFL REGULAR SEASON DEFENSIVE STATISTICS

DATE	TEAM	GP	GS	TACKLES										INTERCEPTIONS					O. FUMB				ST			MISC		
				TK	S	A	TFL	YDS	SK	YDS	QBH	NO	YDS	LG	TD	PD	FF	FR	TD	YDS	TK	S	A	FF	FR	TD	YDS	TK
2017	Steelers	5	1	5	4	1	0	0	0.0	0.0	0	0	0	0	0	1	0	0	0	0	0	0	0	0	0	0	0	0
2018	Steelers	15	1	19	18	1	0	0	0.0	0.0	0	2	1	0	0	3	0	0	0	0	3	2	1	1	0	0	0	0
2019	Steelers	16	0	16	13	3	2	2	1.0	1.0	1	1	26	26	0	5	0	0	0	0	0	0	0	0	0	0	0	
2020	Steelers	16	6	29	26	3	1	4	1.0	0.0	0	1	0	0	0	8	1	0	0	0	1	1	0	0	0	0	0	
2021	Steelers	7	7	20	18	2	3	11	0.0	0.0	0	0	0	0	0	3	0	0	0	0	0	0	0	0	0	0	0	
NFL TOTALS		59	15	89	79	10	6	17	2.0	1.0	3	3	26	26	0	20	3	1	0	0	4	3	1	1	0	0	0	

CAMERON SUTTON'S NFL POSTSEASON DEFENSIVE STATISTICS

TACKLES										INTERCEPTIONS					O. FUMB					ST				MISC						
DATE	TEAM	GP	GS	TK	S	A	TFL	YDS	SK	YDS	QBH	NO	YDS	LG	TD	PD	FF	FR	TD	YDS	TK	S	A	FF	FR	TD	YDS	TK	S	A
2017	Steelers	1	0	0	0	0	0	0	0	0.0	0.0	0	0	0	0	0	0	0	0	0	0	0	0	0	0	0	0	0	0	0
2020	Steelers	1	1	2	2	0	0	0	0	0.0	0.0	0	0	0	0	1	0	0	0	0	0	0	0	0	0	0	0	0	0	0
NFL TOTALS		2	1	2	2	0	0	0	0	0.0	0.0	0	0	0	0	1	0	0	0	0	0	0	0	0	0	0	0	0	0	0

SINGLE-GAME HIGHS: DEFENSIVE

Total Tackles	5 at Buffalo Bills, Sep 12, 2021	Tackles For Loss	2 at Buffalo Bills, Sep 12, 2021
	5 at Cincinnati Bengals, Oct 14, 2018		1 at Cleveland Browns, Oct 31, 2021
Sacks	1.0 vs. Cleveland Browns, Oct 18, 2020		...3 more at 1.
	1.0 vs. Cleveland Browns, Dec 01, 2019	Interceptions	1 vs. Cleveland Browns, Oct 18, 2020
Passes Defensed	3 at Los Angeles Chargers, Oct 13, 2019		1 at Los Angeles Chargers, Oct 13, 2019
	2 at Buffalo Bills, Sep 12, 2021		...1 more at 1.
	...3 more at 2.	Interception Return Yards	26 at Los Angeles Chargers, Oct 13, 2019
Forced Fumbles	1 vs. Cincinnati Bengals, Nov 15, 2020	Special Teams Tackles	1 at Dallas Cowboys, Nov 08, 2020
	1 at Dallas Cowboys, Nov 08, 2020		1 vs. Cincinnati Bengals, Dec 30, 2018
	...1 more at 1.		...2 more at 1.
Fumble Recoveries	1 at Buffalo Bills, Dec 13, 2020	Special Teams Forced Fumbles	1 vs. Kansas City Chiefs, Sep 16, 2018

SINGLE-GAME HIGHS - POSTSEASON: DEFENSIVE

Total Tackles	2 vs. Cleveland Browns, Jan 10, 2021	Passes Defensed	1 vs. Cleveland Browns, Jan 10, 2021
---------------	--------------------------------------	-----------------	--------------------------------------

2021 GAME-BY-GAME REGULAR-SEASON STATISTICS (STEELERS)

DATE	OPPONENT	P/S	TACKLES							INTERCEPTIONS					O. FUMB			ST			MISC															
			TK	S	A	SK	YDS	TFL	YDS	QBH	NO	YDS	LG	TD	PD	FF	FR	TD	YDS	TK	S	A	FF	FR	TD	YDS	TK	S	A	FF	FR	TD	YDS			
09/12	at Bills	S	5	5	0	0.0	0.0	2	9	0	0	0	0	0	2	0	0	0	0	0	0	0	0	0	0	0	0	0	0	0	0	W	23-16			
09/19	Raiders	S	3	2	1	0.0	0.0	0	0	0	0	0	0	0	0	0	0	0	0	0	0	0	0	0	0	0	0	0	0	0	L	17-26				
09/26	Bengals	S	2	2	0	0.0	0.0	0	0	0	0	0	0	0	0	0	0	0	0	0	0	0	0	0	0	0	0	0	0	0	L	10-24				
10/03	at Packers	S	1	1	0	0.0	0.0	0	0	0	0	0	0	0	1	0	0	0	0	0	0	0	0	0	0	0	0	0	0	0	L	17-27				
10/10	Broncos		ON INACTIVE LIST																																W	27-19
10/17	Seahawks	S	3	2	1	0.0	0.0	0	0	0	0	0	0	0	0	0	0	0	0	0	0	0	0	0	0	0	0	0	0	0	W	23-20+				
10/31	at Browns	S	3	3	0	0.0	0.0	1	2	0	0	0	0	0	0	0	0	0	0	0	0	0	0	0	0	0	0	0	0	0	W	15-10				
11/08	Bears	S	3	3	0	0.0	0.0	0	0	0	0	0	0	0	0	0	0	0	0	0	0	0	0	0	0	0	0	0	0	0	W	29-27				
2021 TOTALS		7-7	20	18	2	0.0	0.0	3	11	0	0	0	0	0	3	0	0	0	0	0	0	0	0	0	0	0	0	0	0	0	5-3					
+ - Overtime																																				

2020 GAME-BY-GAME POSTSEASON STATISTICS (STEELERS)

DATE	OPPONENT	P/S	TACKLES							INTERCEPTIONS					O. FUMB			ST			MISC			SCORE										
			TK	S	A	SK	YDS	TFL	YDS	QBH	NO	YDS	LG	TD	PD	FF	FR	TD	YDS	TK	S	A	FF		FR	TD	YDS	TK	S	A	FF	FR	TD	YDS
01/10	Browns	S	2	2	0	0.0	0.0	0	0	0	0	0	0	1	0	0	0	0	0	0	0	0	0	0	0	0	0	0	0	0	0	L	37-48	
2020 TOTALS			1-1	2	2	0	0.0	0.0	0	0	0	0	0	0	0	0	0	0	0	0	0	0	0	0	0	0	0	0	0	0	0	0	0-1	

2017 GAME-BY-GAME POSTSEASON STATISTICS (STEELERS)

DATE	OPPONENT	P/S	TACKLES							INTERCEPTIONS					O. FUMB			ST			MISC												
			TK	S	A	SK	YDS	TFL	YDS	QBH	NO	YDS	LG	TD	PD	FF	FR	TD	YDS	TK	S	A	FF	FR	TD	YDS	TK	S	A	FF	FR	TD	YDS
01/14	Jaguars	P	0	0	0	0.0	0.0	0	0	0	0	0	0	0	0	0	0	0	0	0	0	0	0	0	0	0	0	0	0	0	0	L	42-45
2017 TOTALS			1-0	0	0	0	0.0	0.0	0	0	0	0	0	0	0	0	0	0	0	0	0	0	0	0	0	0	0	0	0	0	0	0-1	



TRAI TURNER

GUARD

HEIGHT: 6-3 BIRTHPLACE New Orleans, LA  
WEIGHT: 315 HOW ACQUIRED: FA '21  
COLLEGE: Louisiana State NFL EXPERIENCE: 8th year  
BORN: Jun. 14, 1993 (28)



TRAI TURNER'S NFL REGULAR SEASON STATISTICS

DATE	TEAM	GP	GS
2014	Panthers	13	9
2015	Panthers	16	16
2016	Panthers	16	16
2017	Panthers	13	13
2018	Panthers	13	13
2019	Panthers	13	13
2020	Chargers	9	9
2021	Steelers	8	8
NFL TOTALS		101	97

TRAI TURNER'S NFL POSTSEASON STATISTICS

DATE	TEAM	GP	GS
2014	Panthers	2	2
2015	Panthers	3	3
2017	Panthers	1	1
NFL TOTALS		6	6

2021 GAME-BY-GAME REGULAR-SEASON STATISTICS (STEELERS)

DATE	OPPONENT	P/S	W/L	SCORE
09/12	at Bills	S	W	23-16
09/19	Raiders	S	L	17-26
09/26	Bengals	S	L	10-24
10/03	at Packers	S	L	17-27
10/10	Broncos	S	W	27-19
10/17	Seahawks	S	W	23-20+
10/31	at Browns	S	W	15-10
11/08	Bears	S	W	29-27
2021 TOTALS		8-8	5-3	

+ - Overtime

2017 GAME-BY-GAME POSTSEASON STATISTICS (PANTHERS)


DATE	OPPONENT	P/S	W/L	SCORE
01/07	at Saints	S	L	26-31
2017 TOTALS		1-1	0-1	

2015 GAME-BY-GAME POSTSEASON STATISTICS (PANTHERS)

DATE	OPPONENT	P/S	W/L	SCORE
01/17	Seahawks	S	W	31-24
01/24	Cardinals	S	W	49-15
02/07	at Broncos	S	L	10-24
2015 TOTALS		3-3	2-1	

2014 GAME-BY-GAME POSTSEASON STATISTICS (PANTHERS)

DATE	OPPONENT	P/S	W/L	SCORE
01/03	Cardinals	S	W	27-16
01/10	at Seahawks	S	L	17-31
2014 TOTALS		2-2	1-1	



48

DERREK TUSZKA

(TUSZ-kuh)

OUTSIDE LINEBACKER

HEIGHT: 6-5

WEIGHT: 246

COLLEGE: North Dakota State

BORN: Jul. 11, 1996 (25)

BIRTHPLACE Warner, S.D.

HOW ACQUIRED: D7b '20

NFL EXPERIENCE: 2nd year

DERREK TUSZKA'S NFL REGULAR SEASON DEFENSIVE STATISTICS


DATE	TEAM	GP	GS	TACKLES							INTERCEPTIONS					O. FUMB				ST				MISC	
				TK	S	A	TFL	YDS	SK	YDS	QBH	NO	YDS	LG	TD	PD	FF	FR	TD	YDS	TK	S	A	FF	FR
2020	Broncos	9	0	2	1	1	1	15	0.0	0.0	0	0	0	0	0	0	0	0	4	3	1	0	0	0	0
2021	Steelers	6	0	3	2	1	0	0	0.0	0.0	0	0	0	0	0	0	0	0	1	1	0	0	0	0	0
NFL TOTALS		15	0	5	3	2	1	15	0.0	0.0	0	0	0	0	0	0	0	0	5	4	1	0	0	0	0

SINGLE-GAME HIGHS: DEFENSIVE

Total Tackles	2 vs. Cincinnati Bengals, Sep 26, 2021	Special Teams Tackles	1 vs. Buffalo Bills, Dec 19, 2020
	1 vs. Las Vegas Raiders, Jan 03, 2021		1 at Carolina Panthers, Dec 13, 2020
Tackles For Loss	1 at New England Patriots, Oct 18, 2020		...2 more at 1.

2021 GAME-BY-GAME REGULAR-SEASON STATISTICS (STEELERS)

DATE	OPPONENT	P/S	TACKLES							INTERCEPTIONS					O. FUMB				ST				MISC		W/L	SCORE											
			TK	S	A	SK	YDS	TFL	YDS	QBH	NO	YDS	LG	TD	PD	FF	FR	TD	YDS	TK	S	A	FF	FR			S	A									
09/12	at Bills									PRACTICE SQUAD																									W	23-16	
09/19	Raiders									PRACTICE SQUAD																										L	17-26
09/26	Bengals									PRACTICE SQUAD																										L	10-24
10/03	at Packers	P	0	0	0	0.0	0.0	0	0	0	0	0	0	0	0	0	0	0	0	0	0	0	0	0	0	0	L	17-27									
10/10	Broncos	P	0	0	0	0.0	0.0	0	0	0	0	0	0	0	0	0	0	0	0	1	1	0	0	0	0	0	W	27-19									
10/17	Seahawks	P	0	0	0	0.0	0.0	0	0	0	0	0	0	0	0	0	0	0	0	0	0	0	0	0	0	0	W	23-20+									
10/31	at Browns	P	1	1	0	0.0	0.0	0	0	0	0	0	0	0	0	0	0	0	0	0	0	0	0	0	0	0	W	15-10									
11/08	Bears	P	0	0	0	0.0	0.0	0	0	0	0	0	0	0	0	0	0	0	0	0	0	0	0	0	0	0	W	29-27									
2021 TOTALS		5-0	1	1	0	0.0	0.0	0	0	0	0	0	0	0	0	0	0	0	0	1	1	0	0	0	0	0	5-3										
+ - Overtime																																					



13

# JAMES WASHINGTON

WIDE RECEIVER

HEIGHT: 5-11

BIRTHPLACE: Stamford, TX

WEIGHT: 213

HOW ACQUIRED: D2 '18

COLLEGE: Oklahoma State

NFL EXPERIENCE: 4th year

BORN: Apr. 2, 1996 (25)

JAMES WASHINGTON'S NFL REGULAR SEASON RUSHING/RECEIVING STATISTICS

DATE	TEAM	GP	GS	RECEIVING					RUSHING				
				NO.	YDS.	AVG.	LG	TD	NO.	YDS.	AVG.	LG	TD
2018	Steelers	14	6	16	217	13.6	47	1	0	0	0.0	0	0
2019	Steelers	15	10	44	735	16.7	79T	3	0	0	0.0	0	0
2020	Steelers	16	7	30	392	13.1	50t	5	0	0	0.0	0	0
2021	Steelers	7	1	12	154	12.8	42	0	2	13	6.5	12	0
NFL TOTALS		52	24	102	1,498	14.7	79T	9	2	13	6.5	12	0

JAMES WASHINGTON'S NFL POSTSEASON RUSHING/RECEIVING STATISTICS

DATE	TEAM	GP	GS	RECEIVING					RUSHING				
				NO.	YDS.	AVG.	LG	TD	NO.	YDS.	AVG.	LG	TD
2020	Steelers	1	0	5	72	14.4	27	0	0	0	0.0	0	0
NFL TOTALS		1	0	5	72	14.4	27	0	0	0	0.0	0	0

JAMES WASHINGTON'S NFL REGULAR SEASON RETURN STATISTICS

DATE	TEAM	KICKOFF RETURNS					PUNT RETURNS					
		RET.	YDS.	AVG.	LG	TD	NO.	FC	YDS.	AVG.	LG	TD
2018	Steelers	0	0	0.0	0	0	0	0	0	0.0	0	0
2019	Steelers	0	0	0.0	0	0	0	0	0	0.0	0	0
2020	Steelers	0	0	0.0	0	0	0	0	0	0.0	0	0
2021	Steelers	0	0	0.0	0	0	0	0	0	0.0	0	0
NFL TOTALS		0	0	0.0	0	0	0	0	0	0.0	0	0

JAMES WASHINGTON'S NFL POSTSEASON RETURN STATISTICS

DATE	TEAM	KICKOFF RETURNS					PUNT RETURNS					
		RET.	YDS.	AVG.	LG	TD	NO.	FC	YDS.	AVG.	LG	TD
2020	Steelers	0	0	0.0	0	0	0	0	0	0.0	0	0
NFL TOTALS		0	0	0.0	0	0	0	0	0	0.0	0	0

SINGLE-GAME HIGHS: RUSHING/RECEIVING


Rush Attempts	2 vs. Chicago Bears, Nov 08, 2021	Receiving TDs	1 at Buffalo Bills, Dec 13, 2020
Rushing Yards	13 vs. Chicago Bears, Nov 08, 2021		1 vs. Washington, Dec 07, 2020
Longest Runs	12 vs. Chicago Bears, Nov 08, 2021 1 vs. Chicago Bears, Nov 08, 2021		...7 more at 1.
Receptions	6 vs. Los Angeles Rams, Nov 10, 2019 5 vs. Houston Texans, Sep 27, 2020 ...2 more at 5.	All-Purpose Yards	111 vs. Cleveland Browns, Dec 01, 2019 98 at Cincinnati Bengals, Nov 24, 2019
Receiving Yards	111 vs. Cleveland Browns, Dec 01, 2019 98 at Cincinnati Bengals, Nov 24, 2019	Special Teams Tackles	1 at Baltimore Ravens, Nov 04, 2018
Longest Receptions	79t at Cincinnati Bengals, Nov 24, 2019 50t vs. Washington Football Team, Dec 07, 2020	Miscellaneous Tackles	1 at Buffalo Bills, Dec 13, 2020 1 vs. Buffalo Bills, Dec 15, 2019 ...1 more at 1.
		Most TDs	1 at Buffalo Bills, Dec 13, 2020 1 vs. Washington, Dec 07, 2020 ...7 more at 1.
		Receiving Average	32.7 at Cincinnati Bengals, Nov 24, 2019 27.8 vs. Cleveland Browns, Dec 01, 2019

SINGLE-GAME HIGHS - POSTSEASON: RECEIVING

Receptions	5 vs. Cleveland Browns, Jan 10, 2021	Longest Receptions	27 vs. Cleveland Browns, Jan 10, 2021
Receiving Yards	72 vs. Cleveland Browns, Jan 10, 2021		17 vs. Cleveland Browns, Jan 10, 2021
			14 vs. Cleveland Browns, Jan 10, 2021
			10 vs. Cleveland Browns, Jan 10, 2021
			4 vs. Cleveland Browns, Jan 10, 2021
		All-Purpose Yards	72 vs. Cleveland Browns, Jan 10, 2021

100-YARD RECEIVING GAMES (1): REGULAR SEASON

DATE	TEAM	NO.	YDS.	AVG.	LG	TD
12/01/19	BROWNS	4	111	27.8	44	1

 2021 PITTSBURGH STEELERS

116

UPDATED PLAYER BIOS



2021 GAME-BY-GAME REGULAR-SEASON STATISTICS (STEELERS)

DATE	OPPONENT	P/S	RECEIVING					RUSHING					W/L	SCORE
			NO.	YDS.	AVG.	LG	TD	NO.	YDS.	AVG.	LG	TD		
09/12	at Bills	P	2	10	5.0	9	0	0	0	0.0	0	0	W	23-16
09/19	Raiders	P	0	0	0.0	0	0	0	0	0.0	0	0	L	17-26
09/26	Bengals	S	3	20	6.7	8	0	0	0	0.0	0	0	L	10-24
10/03	at Packers	P	4	69	17.3	30	0	0	0	0.0	0	0	L	17-27
10/10	Broncos							ON INACTIVE LIST					W	27-19
10/17	Seahawks	P	1	9	9.0	9	0	0	0	0.0	0	0	W	23-20+
10/31	at Browns	P	1	4	4.0	4	0	0	0	0.0	0	0	W	15-10
11/08	Bears	P	1	42	42.0	42	0	2	13	6.5	12	0	W	29-27
2021 TOTALS		7-1	12	154	12.8	42	0	2	13	6.5	12	0	5-3	
+ - Overtime														

2020 GAME-BY-GAME POSTSEASON STATISTICS (STEELERS)

DATE	OPPONENT	P/S	RECEIVING					RUSHING					W/L	SCORE
			NO.	YDS.	AVG.	LG	TD	NO.	YDS.	AVG.	LG	TD		
01/10	Browns	P	5	72	14.4	27	0	0	0	0.0	0	0	L	37-48
2020 TOTALS		1-0	5	72	14.4	27	0	0	0	0.0	0	0	0-1	



44

DEREK WATT

FULLBACK

HEIGHT: 6-2 BIRTHPLACE Pewaukee, WI  
WEIGHT: 234 HOW ACQUIRED: UFA '20  
COLLEGE: Wisconsin NFL EXPERIENCE: 6th year  
BORN: Nov. 7, 1992 (29)

REGULAR SEASON COMPARISON: RECEIVING - DETROIT LIONS

DATE	OPP	W/L	GP/GS	REC	YDS.	AVG.	TD	LG	TGTS	YAC
9/15/19	LAC @ DET	L	P	1	3	3.0	0	3	2	0
TOTALS		0/1	1/0	1	3	3.0	0	3	2	0

DEREK WATT'S NFL REGULAR SEASON RUSHING/RECEIVING STATISTICS

DATE	TEAM	GP	GS	RUSHING					RECEIVING				
				NO.	YDS.	AVG.	LG	TD	NO.	YDS.	AVG.	LG	TD
2016	Chargers	16	2	2	4	2.0	2	0	4	83	20.8	53	0
2017	Chargers	16	4	6	24	4.0	17	0	2	35	17.5	23	0
2018	Chargers	16	5	4	11	2.8	8	1	1	2	2.0	2	0
2019	Chargers	16	2	7	10	1.4	3	1	3	32	10.7	21	0
2020	Steelers	12	0	0	0	0.0	0	0	0	0	0.0	0	0
2021	Steelers	8	2	0	0	0.0	0	0	2	6	3.0	3	0
NFL TOTALS		84	15	19	49	2.6	17	1	12	158	13.2	53	0

DEREK WATT'S NFL POSTSEASON RUSHING/RECEIVING STATISTICS

DATE	TEAM	GP	GS	RUSHING					RECEIVING				
				NO.	YDS.	AVG.	LG	TD	NO.	YDS.	AVG.	LG	TD
2018	Chargers	2	0	0	0	0.0	0	0	1	1	1.0	1	0
2020	Steelers	1	0	2	2	1.0	2	0	0	0	0.0	0	0
NFL TOTALS		3	0	2	2	1.0	2	0	1	1	1.0	1	0

DEREK WATT'S NFL REGULAR SEASON RETURN STATISTICS

KICKOFF RETURNS							PUNT RETURNS						
DATE	TEAM	RET.	YDS.	AVG.	LG	TD	NO.	FC	YDS.	AVG.	LG	TD	
2016	Chargers	0	0	0.0	0	0	0	0	0	0.0	0	0	
2017	Chargers	0	0	0.0	0	0	0	0	0	0.0	0	0	
2018	Chargers	0	0	0.0	0	0	0	0	0	0.0	0	0	
2019	Chargers	0	0	0.0	0	0	0	0	0	0.0	0	0	
2020	Steelers	0	0	0.0	0	0	0	0	0	0.0	0	0	
2021	Steelers	0	0	0.0	0	0	0	0	0	0.0	0	0	
NFL TOTALS		0	0	0.0	0	0	0	0	0	0.0	0	0	

DEREK WATT'S NFL POSTSEASON RETURN STATISTICS

KICKOFF RETURNS							PUNT RETURNS						
DATE	TEAM	RET.	YDS.	AVG.	LG	TD	NO.	FC	YDS.	AVG.	LG	TD	
2018	Chargers	0	0	0.0	0	0	0	0	0	0.0	0	0	
2020	Steelers	0	0	0.0	0	0	0	0	0	0.0	0	0	
NFL TOTALS		0	0	0.0	0	0	0	0	0	0.0	0	0	

SINGLE-GAME HIGHS: RUSHING/RECEIVING

Rush Attempts 2 at Jacksonville Jaguars, Dec 08, 2019  
2 vs. Indianapolis Colts, Sep 08, 2019  
...2 more at 2.  
Rushing Yards 17 vs. Buffalo Bills, Nov 19, 2017  
8 at Denver Broncos, Dec 30, 2018  
Longest Runs 17 vs. Buffalo Bills, Nov 19, 2017  
8 at Denver Broncos, Dec 30, 2018  
Rushing TDs 1 at Jacksonville Jaguars, Dec 08, 2019  
Receptions 1 vs. Denver Broncos, Oct 06, 2019  
1 at Miami Dolphins, Sep 29, 2019  
...8 more at 1.  
Receiving Yards 53 at Denver Broncos, Oct 30, 2016  
23 at New York Jets, Dec 24, 2017

Longest Receptions 53 at Denver Broncos, Oct 30, 2016  
23 at New York Jets, Dec 24, 2017  
All-Purpose Yards 53 at Denver Broncos, Oct 30, 2016  
26 at New York Jets, Dec 24, 2017  
Special Teams Tackles 5 at Oakland Raiders, Nov 07, 2019  
2 vs. Seattle Seahawks, Oct 17, 2021  
...4 more at 2.  
Miscellaneous Tackles 1 at Oakland Raiders, Oct 09, 2016  
Most TDs 1 at Jacksonville Jaguars, Dec 08, 2019

SINGLE-GAME HIGHS - POSTSEASON: RUSHING/RECEIVING

Rush Attempts	2 vs. Cleveland Browns, Jan 10, 2021	Receiving Yards	1 at Baltimore Ravens, Jan 06, 2019
Rushing Yards	2 vs. Cleveland Browns, Jan 10, 2021	Longest Receptions	1 at Baltimore Ravens, Jan 06, 2019
Longest Runs	2 vs. Cleveland Browns, Jan 10, 2021	All-Purpose Yards	2 vs. Cleveland Browns, Jan 10, 2021
Receptions	1 at Baltimore Ravens, Jan 06, 2019		1 at Baltimore Ravens, Jan 06, 2019
		Special Teams Tackles	1 vs. Cleveland Browns, Jan 10, 2021

2021 GAME-BY-GAME REGULAR-SEASON STATISTICS (STEELERS)


DATE	OPPONENT	P/S	RUSHING					RECEIVING					W/L	SCORE
			NO.	YDS.	AVG.	LG	TD	NO.	YDS.	AVG.	LG	TD		
09/12	at Bills	P	0	0	0.0	0	0	0	0	0.0	0	0	W	23-16
09/19	Raiders	P	0	0	0.0	0	0	0	0	0.0	0	0	L	17-26
09/26	Bengals	P	0	0	0.0	0	0	1	3	3.0	3	0	L	10-24
10/03	at Packers	P	0	0	0.0	0	0	0	0	0.0	0	0	L	17-27
10/10	Broncos	P	0	0	0.0	0	0	0	0	0.0	0	0	W	27-19
10/17	Seahawks	S	0	0	0.0	0	0	0	0	0.0	0	0	W	23-20+
10/31	at Browns	P	0	0	0.0	0	0	0	0	0.0	0	0	W	15-10
11/08	Bears	S	0	0	0.0	0	0	1	3	3.0	3	0	W	29-27
2021 TOTALS		8-2	0	0	0.0	0	0	2	6	3.0	3	0	5-3	
+ - Overtime														

2020 GAME-BY-GAME POSTSEASON STATISTICS (STEELERS)

DATE	OPPONENT	P/S	RUSHING					RECEIVING					W/L	SCORE
			NO.	YDS.	AVG.	LG	TD	NO.	YDS.	AVG.	LG	TD		
01/10	Browns	P	2	2	1.0	2	0	0	0	0.0	0	0	L	37-48
2020 TOTALS		1-0	2	2	1.0	2	0	0	0	0.0	0	0	0-1	

2018 GAME-BY-GAME POSTSEASON STATISTICS (CHARGERS)

DATE	OPPONENT	P/S	RUSHING					RECEIVING					W/L	SCORE
			NO.	YDS.	AVG.	LG	TD	NO.	YDS.	AVG.	LG	TD		
01/06	at Ravens	P	0	0	0.0	0	0	1	1	1.0	1	0	W	23-17
01/13	at Patriots	P	0	0	0.0	0	0	0	0	0.0	0	0	L	28-41
2018 TOTALS		2-0	0	0	0.0	0	0	1	1	1.0	1	0	1-1	






# T.J. WATT

LINEBACKER

HEIGHT: 6-4  
 WEIGHT: 252  
 COLLEGE: Wisconsin  
 BORN: Oct. 11, 1994 (27)

BIRTHPLACE Pewaukee, WI  
 HOW ACQUIRED: D1 '17  
 NFL EXPERIENCE: 5th year

'20
 '19
 '20
 '18
 '19
 '20

## REGULAR SEASON COMPARISON: DEFENSIVE - DETROIT LIONS

		TACKLES										MISC			
DATE	OPP	W/L	GP/GS	TOT	SOLO	ASST	SACK	YDS.	INT	TFL	PD	QBH	TD	FF	FR
10/29/17	PIT @ DET	W	S	2	1	1	0.0	0.0	0	0	1	0	0	0	0
TOTALS		1/0	1/1	2	1	1	0.0	0.0	0	0	1	0	0	0	0

### T.J. WATT'S NFL REGULAR SEASON DEFENSIVE STATISTICS

17/04/15													INTERPOSING				O.R.U.M.B				S.T				MISC		
DATE	TEAM	GP	GS	TK	S	A	TL	YDS	SK	YDS	QBH	NO	YDS	LG	TD	PD	FF	FR	TD	YDS	TK	S	A	FF	FR	TD	YDS
2017	Steelers	15	15	52	39	13	10	42	7	36	13	1	17	17	0	7	1	0	0	0	2	1	1	0	0	0	0
2018	Steelers	16	16	68	50	18	12	63	13.0	87.0	21	0	0	0	3	6	0	0	0	0	0	0	0	0	0	0	
2019	Steelers	16	16	55	35	20	14	56	14.5	104.0	36	2	7	7	8	8	4	0	0	0	0	0	0	0	0	0	
2020	Steelers	15	15	53	43	10	23	119	15.0	112.5	41	1	0	0	7	2	0	0	0	0	0	0	0	0	0	0	
2021	Steelers	7	7	34	26	8	11	47	11.5	50.5	18	0	0	0	4	3	2	0	0	0	0	0	0	0	0	0	
NFL TOTALS		69	69	262	193	69	70	327	61.0	390.0	129	4	24	17	0	29	20	0	0	0	2	1	1	0	0	0	0

### T.J. WATT'S NFL POSTSEASON DEFENSIVE STATISTICS

[illegible]

### SINGLE-GAME HIGHS: DEFENSIVE

Total Tackles	10 at Cleveland Browns, Sep 09, 2018 8 vs. Atlanta Falcons, Oct 07, 2018 ...1 more at 8.	Tackles For Loss	4 at Cleveland Browns, Sep 09, 2018 3 vs. Chicago Bears, Nov 08, 2021 ...7 more at 3.
Sacks	3.0 vs. Chicago Bears, Nov 08, 2021 3.0 vs. Atlanta Falcons, Oct 07, 2018 ...1 more at 3.0.	Interceptions	1 at New York Giants, Sep 14, 2020 1 at Arizona Cardinals, Dec 08, 2019 ...2 more at 1.
Passes Defensed	3 vs. Seattle Seahawks, Oct 17, 2021 3 at Dallas Cowboys, Nov 08, 2020	Interception Return Yards	17 at Cleveland Browns, Sep 10, 2017 7 at San Francisco 49ers, Sep 22, 2019
Forced Fumbles	2 vs. Miami Dolphins, Oct 28, 2019 2 vs. Cincinnati Bengals, Dec 30, 2018 ...1 more at 2.	Special Teams Tackles	1 vs. Tennessee Titans, Nov 16, 2017 1 at Cleveland Browns, Sep 10, 2017
Fumble Recoveries	1 at Cleveland Browns, Oct 31, 2021 1 at Green Bay Packers, Oct 03, 2021 ...4 more at 1.		

#### SINGLE-GAME HIGHS - POSTSEASON: DEFENSIVE

Total Tackles	3 vs. Cleveland Browns, Jan 10, 2021	Tackles For Loss	1 vs. Cleveland Browns, Jan 10, 2021
	2 vs. Jacksonville Jaguars, Jan 14, 2018		
Passes Defensed	1 vs. Cleveland Browns, Jan 10, 2021		
	1 vs. Jacksonville Jaguars, Jan 14, 2018		

## 2021 GAME-BY-GAME REGULAR-SEASON STATISTICS (STEELERS)

[illegible]

+ - Overtime

2020 GAME-BY-GAME POSTSEASON STATISTICS (STEELERS)

			TACKLES								INTERCEPTIONS					O. FUMB			ST			MISC						
DATE	OPPONENT	P/S	TK	S	A	SK	YDS	TFL	YDS	QBH	NO	YDS	LG	TD	PD	FF	FR	TD	YDS	TK	S	A	FF	FR	S	A	W/L	SCORE
01/10	Browns	S	3	2	1	0.0	0.0	1	1	0	0	0	0	0	1	0	0	0	0	0	0	0	0	0	0	0	L	37-48
2020 TOTALS		1-1	3	2	1	0.0	0.0	1	1	0	0	0	0	0	1	0	0	0	0	0	0	0	0	0	0	0	0-1	

2017 GAME-BY-GAME POSTSEASON STATISTICS (STEELERS)

			TACKLES								INTERCEPTIONS					O. FUMB				ST				MISC				
DATE	OPPONENT	P/S	TK	S	A	SK	YDS	TFL	YDS	QBH	NO	YDS	LG	TD	PD	FF	FR	TD	YDS	TK	S	A	FF	FR	S	A	W/L	SCORE
01/14	Jaguars	S	2	1	1	0.0	0.0	0	0	2	0	0	0	0	1	0	0	0	0	0	0	0	0	0	0	0	L	42-45
2017 TOTALS			1-1	2	1	1	0.0	0.0	0	0	2	0	0	0	0	1	0	0	0	0	0	0	0	0	0	0	0-1	



15

# CODY WHITE

WIDE RECEIVER

HEIGHT: 6-3

BIRTHPLACE Novi, MI

WEIGHT: 215

HOW ACQUIRED: FA '20

COLLEGE: Michigan State

NFL EXPERIENCE: 1st year

BORN: Nov. 28, 1998 (22)

CODY WHITE'S NFL REGULAR SEASON RUSHING/RECEIVING STATISTICS

DATE	TEAM	GP	GS	RECEIVING					RUSHING				
				NO.	YDS.	AVG.	LG	TD	NO.	YDS.	AVG.	LG	TD
2021	Steelers	6	0	2	17	8.5	11	0	0	0	0.0	0	0
NFL TOTALS		6	0	2	17	8.5	11	0	0	0	0.0	0	0

CODY WHITE'S NFL POSTSEASON RUSHING/RECEIVING STATISTICS

DATE	TEAM	GP	GS	RECEIVING					RUSHING				
				NO.	YDS.	AVG.	LG	TD	NO.	YDS.	AVG.	LG	TD
2020	Steelers	0	0	0	0	0.0	0	0	0	0	0.0	0	0
NFL TOTALS		0	0	0	0	0.0	0	0	0	0	0.0	0	0

CODY WHITE'S NFL REGULAR SEASON RETURN STATISTICS

DATE	TEAM	RET.	KICKOFF RETURNS					PUNT RETURNS				
			YDS.	AVG.	LG	TD	NO.	FC	YDS.	AVG.	LG	TD
2021	Steelers	0	0	0.0	0	0	0	0	0	0.0	0	0
NFL TOTALS		0	0	0.0	0	0	0	0	0	0.0	0	0

CODY WHITE'S NFL POSTSEASON RETURN STATISTICS

DATE	TEAM	RET.	KICKOFF RETURNS					PUNT RETURNS				
			YDS.	AVG.	LG	TD	NO.	FC	YDS.	AVG.	LG	TD
2020	Steelers	0	0	0.0	0	0	0	0	0	0.0	0	0
NFL TOTALS		0	0	0.0	0	0	0	0	0	0.0	0	0

SINGLE-GAME HIGHS: RECEIVING

Receptions2 vs. Cincinnati Bengals, Sep 26, 2021

Receiving Yards17 vs. Cincinnati Bengals, Sep 26, 2021

Longest Receptions11 vs. Cincinnati Bengals, Sep 26, 2021

All-Purpose Yards17 vs. Cincinnati Bengals, Sep 26, 2021

Special Teams Tackles2 vs. Chicago Bears, Nov 08, 2021

2021 GAME-BY-GAME REGULAR-SEASON STATISTICS (STEELERS)

DATE	OPPONENT	P/S	RECEIVING					RUSHING					W/L	SCORE
			NO.	YDS.	AVG.	LG	TD	NO.	YDS.	AVG.	LG	TD		
09/12	at Bills												W	23-16
09/19	Raiders												L	17-26
09/26	Bengals	P	2	17	8.5	11	0	0	0	0.0	0	0	L	10-24
10/03	at Packers	P	0	0	0.0	0	0	0	0	0.0	0	0	L	17-27
10/10	Broncos	P	0	0	0.0	0	0	0	0	0.0	0	0	W	27-19
10/17	Seahawks	P	0	0	0.0	0	0	0	0	0.0	0	0	W	23-20+
10/31	at Browns	P	0	0	0.0	0	0	0	0	0.0	0	0	W	15-10
11/08	Bears	P	0	0	0.0	0	0	0	0	0.0	0	0	W	29-27
2021 TOTALS		6-0	2	17	8.5	11	0	0	0	0.0	0	0	5-3	
+ - Overtime														

2020 GAME-BY-GAME POSTSEASON STATISTICS (STEELERS)

DATE	OPPONENT	P/S	RECEIVING					RUSHING					W/L	SCORE
			NO.	YDS.	AVG.	LG	TD	NO.	YDS.	AVG.	LG	TD		
01/10	Browns												L	37-48
2020 TOTALS		0-0	0	0	0.0	0	0	0	0	0.0	0	0	0-1	

2021 PITTSBURGH STEELERS

122

UPDATED PLAYER BIOS



AHKELLO WITHERSPOON CORNERBACK

(uh-KELL-oh)  
HEIGHT: 6-2 BIRTHPLACE: Sacramento, CA  
WEIGHT: 195 HOW ACQUIRED: TR '21 (SEA)  
COLLEGE: Colorado NFL EXPERIENCE: 5th year  
BORN: Mar. 21, 1995 (26)

REGULAR SEASON COMPARISON: DEFENSIVE - DETROIT LIONS

DATE	OPP	W/L	GP/GS	TACKLES				ASST	SACK	YDS.	INT	TFL	PD	QBH	TD	MISC		
				TOT	SOLO	TFL	YDS									FF	FR	FR
9/16/18	SF vs. DET	W	S	4	3			1	0.0	0.0		0	0	0	0	0	0	0
TOTALS		1/0	1/1	4	3			1	0.0	0.0	0	0	0	0	0	0	0	0

AHKELLO WITHERSPOON'S NFL REGULAR SEASON DEFENSIVE STATISTICS

DATE	TEAM	GP	GS	TK	S	TACKLES					QBH	INTERCEPTIONS				O. FUMB				ST				MISC	
						A	TFL	SK	YDS	NO		YDS	LG	TD	PD	FF	FR	TD	YDS	TK	S	A	FF	FR	S
2017	49ers	12	9	32	28	4	0	0	0.0	0.0	0	2	42	23	0	7	1	0	0	0	0	0	0	0	0
2018	49ers	14	12	37	30	7	0	0	0.0	0.0	0	0	0	0	4	0	0	0	0	0	0	1	0	0	
2019	49ers	10	8	28	24	4	1	2	0.0	0.0	0	1	25	25t	1	9	0	0	0	0	0	0	0	0	
2020	49ers	11	4	19	16	3	1	1	0.0	0.0	0	1	0	0	4	0	0	0	1	1	0	0	0	0	
2021	Steelers	1	0	0	0	0	0	0	0.0	0.0	0	0	0	0	0	0	0	0	0	0	0	0	0	0	
NFL TOTALS		48	33	116	98	18	2	3	0.0	0.0	0	4	67	25T	1	24	1	0	0	1	1	0	0	1	0

AHKELLO WITHERSPOON'S NFL POSTSEASON DEFENSIVE STATISTICS

		TACKLES										INTERCEPTIONS					O. FUMB				ST				MISC		
DATE	TEAM	GP	GS	TK	S	A	TFL	YDS	SK	YDS	QBH	NO	YDS	LG	TD	PD	FF	FR	TD	YDS	TK	S	A	FF	FR	S	A
2019	49ers	3	1	1	1	0	0	0.0	0.0	0.0	0	0	0	0	0	0	0	0	0	0	3	1	2	0	0	0	0
NFL TOTALS		3	1	1	1	0	0	0.0	0.0	0.0	0	0	0	0	0	0	0	0	0	0	3	1	2	0	0	0	0

SINGLE-GAME HIGHS: DEFENSIVE

Total Tackles	7 at Arizona Cardinals, Dec 26, 2020 5 at New York Jets, Sep 20, 2020 ...4 more at 5.	Interceptions	1 at Arizona Cardinals, Dec 26, 2020 1 at Tampa Bay Buccaneers, Sep 08, 2019 ...2 more at 1.
Passes Defensed	3 at Tampa Bay Buccaneers, Sep 08, 2019 2 at Dallas Cowboys, Dec 20, 2020 ...3 more at 2.	Interception Return Yards	25 at Tampa Bay Buccaneers, Sep 08, 2019 23 vs. Jacksonville Jaguars, Dec 24, 2017 1 at New England Patriots, Oct 25, 2020
Forced Fumbles	1 at Los Angeles Rams, Dec 31, 2017	Special Teams Tackles	1 at Minnesota Vikings, Sep 09, 2018
Tackles For Loss	1 at Arizona Cardinals, Dec 26, 2020 1 vs. Pittsburgh Steelers, Sep 22, 2019	Special Teams Fumble Recoveries	1 at Minnesota Vikings, Sep 09, 2018

SINGLE-GAME HIGHS - POSTSEASON: DEFENSIVE

Total Tackles	1 vs. Minnesota Vikings, Jan 11, 2020	Special Teams Tackles	2 vs. Green Bay Packers, Jan 19, 2020 1 at Kansas City Chiefs, Feb 02, 2020
---------------	---------------------------------------	-----------------------	--

2021 GAME-BY-GAME REGULAR-SEASON STATISTICS (STEELERS)

DATE	OPPONENT	P/S	TACKLES						INTERCEPTIONS				O. FUMB		ST			MISC		W/L	SCORE												
			TK	S	A	SK	YDS	TFL	YDS	QBH	NO	YDS	LG	TD	PD	FF	FR	TD	YDS			TK	S	A	FF	FR	S	A					
09/12	at Bills	P								ON INACTIVE LIST																						W	23-16
09/19	Raiders		0	0	0	0.0	0.0	0	0	0	0	0	0	0	0	0	0	0	0	0	0	0	0	0	0	L	17-26						
09/26	Bengals									ON INACTIVE LIST																						L	10-24
10/03	at Packers									ON INACTIVE LIST																						L	17-27
10/10	Broncos									ON INACTIVE LIST																						W	27-19
10/17	Seahawks									ON INACTIVE LIST																						W	23-20+
10/31	at Browns									ON INACTIVE LIST																						W	15-10
11/08	Bears									ON INACTIVE LIST																						W	29-27
2021 TOTALS			1-0	0	0	0	0.0	0.0	0	0	0	0	0	0	0	0	0	0	0	0	0	0	0	0	5-3								
+ - Overtime																																	

2019 GAME-BY-GAME POSTSEASON STATISTICS (49ERS)

DATE	OPPONENT	P/S	TACKLES							INTERCEPTIONS				O. FUMB			ST			MISC		W/L	SCORE			
			TK	S	A	SK	YDS	TFL	YDS	QBH	NO	YDS	LG	TD	PD	FF	FR	TD	YDS	TK	S			A	FF	FR
01/11	Vikings	S	1	1	0	0.0	0.0	0	0	0	0	0	0	0	0	0	0	0	0	0	0	0	0	0	W	27-10
01/19	Packers	P	0	0	0	0.0	0.0	0	0	0	0	0	0	0	0	0	0	0	2	1	1	0	0	0	W	37-20
02/02	at Chiefs	P	0	0	0	0.0	0.0	0	0	0	0	0	0	0	0	0	0	0	1	1	1	0	0	0	L	20-31
2019 TOTALS		3-1	1	1	0	0.0	0.0	0	0	0	0	0	0	0	0	0	0	0	3	1	2	0	0	0	2-1	



CHRIS WORMLEY  
DEFENSIVE LINEMAN

HEIGHT: 6-5      BIRTHPLACE: Toledo, OH  
WEIGHT: 300      HOW ACQUIRED: TR '20 (BAL)  
COLLEGE: Michigan      NFL EXPERIENCE: 5th year  
BORN: Oct. 25, 1993 (28)

CHRIS WORMLEY'S NFL REGULAR SEASON DEFENSIVE STATISTICS

DATE	TEAM	GP	GS	TACKLES										INTERCEPTIONS					O. FUMB					ST				MISC	
				TK	S	A	TFL	YDS	SK	YDS	QBH	NO	YDS	LG	TD	PD	FF	FR	TD	YDS	TK	S	A	FF	FR	S	A		
2017	Ravens	7	2	5	5	0	0	0	0.0	0.0	1	0	0	0	0	0	0	0	0	0	0	0	0	0	0				
2018	Ravens	16	6	16	13	3	2	7	1.0	6.0	2	0	0	0	5	0	0	0	0	0	0	0	0	0	0				
2019	Ravens	16	7	33	16	2	9	1.5	7.0	6	0	0	0	0	2	0	0	0	0	0	0	0	0	0	0				
2020	Steelers	13	1	8	3	5	1	9	1.0	9.0	3	0	0	0	0	0	0	0	0	0	0	0	0	0	0				
2021	Steelers	8	7	21	11	10	1	5	1.5	12.5	2	0	0	0	2	1	0	0	0	0	0	0	0	0	0				
NFL TOTALS		60	23	83	49	34	6	30	5.0	34.5	14	0	0	0	9	1	0	0	0	0	0	0	0	0	0				

CHRIS WORMLEY'S NFL POSTSEASON DEFENSIVE STATISTICS

				TACKLES							INTERCEPTIONS					O. FUMB				ST				MISC			
DATE	TEAM	GP	GS	TK	S	A	TFL	YDS	SK	YDS	QBH	NO	YDS	LG	TD	PD	FF	FR	TD	YDS	TK	S	A	FF	FR	S	A
2018	Ravens	1	0	2	2	0	0	0.0	0.0	0.0	0	0	0	0	0	0	0	0	0	0	0	0	0	0	0	0	0
2019	Ravens	1	1	3	2	1	0	0	0.0	0.0	0	0	0	0	0	0	0	0	0	0	0	0	0	0	0	0	0
2020	Steelers	1	0	0	0	0	0	0	0.0	0.0	0	0	0	0	0	0	0	0	0	0	0	0	0	0	0	0	0
NFL TOTALS		3	1	5	4	1	0	0	0.0	0.0	0	0	0	0	0	0	0	0	0	0	0	0	0	0	0	0	0

SINGLE-GAME HIGHS: DEFENSIVE

- Total Tackles5 vs. Seattle Seahawks, Oct 17, 2021  
4 at Cleveland Browns, Oct 31, 2021  
...6 more at 4.
- Sacks1.0 at Cleveland Browns, Oct 31, 2021  
1.0 at Cleveland Browns, Jan 03, 2021  
...2 more at 1.0.
- Passes Defended2 vs. Buffalo Bills, Sep 09, 2018  
1 vs. Seattle Seahawks, Oct 17, 2021  
...6 more at 1.
- Forced Fumbles1 at Green Bay Packers, Oct 03, 2021  
2 at Cincinnati Bengals, Nov 10, 2019  
1 at Cleveland Browns, Oct 31, 2021  
...3 more at 1.
- Tackles For Loss

SINGLE-GAME HIGHS - POSTSEASON: DEFENSIVE

- Total Tackles3 vs. Tennessee Titans, Jan 11, 2020  
2 vs. Los Angeles Chargers, Jan 06, 2019

2021 GAME-BY-GAME REGULAR-SEASON STATISTICS (STEELERS)

DATE	OPPONENT	P/S	TACKLES							INTERCEPTIONS					O. FUMB			ST					MISC					
			TK	S	A	SK	YDS	TFL	YDS	QBH	NO	YDS	LG	TD	PD	FF	FR	TD	YDS	TK	S	A	FF	FR	S	A	W/L	SCORE
09/12	at Bills	P	1	0	1	0.0	0.0	0	0	0	0	0	0	0	0	0	0	0	0	0	0	0	0	0	0	W	23-16	
09/19	Raiders	S	1	1	0	0.0	0.0	0	0	0	0	0	0	1	0	0	0	0	0	0	0	0	0	0	0	L	17-26	
09/26	Bengals	S	4	2	2	0.0	0.0	0	0	0	0	0	0	0	0	0	0	0	0	0	0	0	0	0	0	L	10-24	
10/03	at Packers	S	4	3	1	0.0	0.0	0	0	0	0	0	0	0	1	0	0	0	0	0	0	0	0	0	0	L	17-27	
10/10	Broncos	S	1	1	0	0.0	0.0	0	0	0	0	0	0	0	0	0	0	0	0	0	0	0	0	0	0	W	27-19	
10/17	Seahawks	S	5	2	3	0.5	7.5	0	0	1	0	0	0	1	0	0	0	0	0	0	0	0	0	0	0	W	23-20+	
10/31	at Browns	S	4	2	2	1.0	5.0	1	5	1	0	0	0	0	0	0	0	0	0	0	0	0	0	0	0	W	15-10	
11/08	Bears	S	1	0	1	0.0	0.0	0	0	0	0	0	0	0	0	0	0	0	0	0	0	0	0	0	0	W	29-27	
2021 TOTALS		8-7	21	11	10	1.5	12.5	1	5	2	0	0	0	0	2	1	0	0	0	0	0	0	0	0	0	5-3		
+ - Overtime																												

2020 GAME-BY-GAME POSTSEASON STATISTICS (STEELERS)

DATE	OPPONENT	P/S	TACKLES							INTERCEPTIONS					O. FUMB			ST				MISC		W/L	SCORE		
			TK	S	A	SK	YDS	TFL	YDS	QBH	NO	YDS	LG	TD	PD	FF	FR	TD	YDS	TK	S	A	FF			FR	S
01/10	Browns	P	0	0	0	0.0	0.0	0	0	0	0	0	0	0	0	0	0	0	0	0	0	0	0	0	0	L	37-48
2020 TOTALS		1-0	0	0	0	0.0	0.0	0	0	0	0	0	0	0	0	0	0	0	0	0	0	0	0	0	0	0-1	

2019 GAME-BY-GAME POSTSEASON STATISTICS (RAVENS)

DATE	OPPONENT	P/S	TACKLES							INTERCEPTIONS					O. FUMB			ST				MISC		W/L	SCORE	
			TK	S	A	SK	YDS	TFL	YDS	QBH	NO	YDS	LG	TD	PD	FF	FR	TD	YDS	TK	S	A	FF			FR
01/11	Titans	S	3	2	1	0.0	0.0	0	0	0	0	0	0	0	0	0	0	0	0	0	0	0	0	0	L	12-28
2019 TOTALS		1-1	3	2	1	0.0	0.0	0	0	0	0	0	0	0	0	0	0	0	0	0	0	0	0	0	0-1	



2018 GAME-BY-GAME POSTSEASON STATISTICS (RAVENS)

			TACKLES								INTERCEPTIONS					O. FUMB				ST				MISC				
DATE	OPPONENT	P/S	TK	S	A	SK	YDS	TFL	YDS	QBH	NO	YDS	LG	TD	PD	FF	FR	TD	YDS	TK	S	A	FF	FR	S	A	W/L	SCORE
01/06	Chargers	P	2	2	0	0.0	0.0	0	0	0	0	0	0	0	0	0	0	0	0	0	0	0	0	0	0	0	L	17-23
2018 TOTALS		1-0	2	2	0	0.0	0.0	0	0	0	0	0	0	0	0	0	0	0	0	0	0	0	0	0	0	0	0-1	

PITTSBURGH STEELERS / REGULAR SEASON WEEK 17 / THROUGH SUNDAY, JANUARY 3, 2021

WON 5, LOST 3				MIKE TOMLIN (8 GAMES)				RUSHING				NO.				YDS				AVG				LONG				TD							
09/12	W	23-16	at Buffalo	69,787				N. Harris	150	541	3.6	20	4																						
09/19	L	17-26	Las Vegas	63,707				C. Claypool	6	51	8.5	25	0																						
09/26	L	10-24	Cincinnati	58,076				D. Johnson	3	36	12.0	25	0																						
10/03	L	17-27	at Green Bay	78,281				B. Snell Jr.	10	27	2.7	9	0																						
10/10	W	27-19	Denver	59,841				J. Washington	2	13	6.5	12	0																						
10/17	W	23:20 (OT)	Seattle	60,821				K. Ballage	7	12	1.7	11	0																						
10/21	W	15-10	at Cleveland	67,431				R. McCloud	1	10	10.0	10	0																						
11/08	W	29-27	Chicago	60,788				J. Smith-Schuster	3	9	3.0	31	1																						
								B. Roethlisberger	11	6	0.5	8	0																						
								A. McFarland Jr.	1	1	1.0	1	0																						
								E. Ebron	1	1	1.0	11	1																						
								TEAM	195	707	3.6	25	6																						
								OPPONENTS	201	878	4.4	49	4																						
								RECEIVING				TAR				NO.				YDS				AVG				LONG				TD			
								D. Johnson	69	45	530	11.8	50t	3																					
								C. Claypool	52	29	433	14.9	59	1																					
								N. Harris	52	40	289	7.2	25t	2																					
								P. Friermuth	33	27	245	9.1	24	4																					
								J. Smith-Schuster	28	15	129	8.6	24	0																					
								J. Washington	18	12	154	12.8	42	0																					
								E. Ebron	13	7	47	6.7	19	0																					
								R. McCloud	10	8	66	8.3	24	0																					
								Z. Gentry	9	6	60	10.0	24	0																					
								C. White	3	2	17	8.5	11	0																					
								B. Snell Jr.	3	1	7	7.0	7	0																					
								D. Watt	2	2	6	3.0	3	0																					
								K. Ballage	2	1	2	2.0	2	0																					
								K. Rader	1	1	1	1.0	1	0																					
								TEAM	295	196	1,986	10.1	59	10																					
								OPPONENTS	264	176	2,085	11.8	61t	12																					
								INTERCEPTIONS				NO.				YDS				AVG				LONG				TD							
								T. Edmunds	1	15	15.0	15	0																						
								C. Heyward	1	0	0.0	0	0																						
								J. Pierre	1	0	0.0	0	0																						
								TEAM	3	15	5.0	15	0																						
								OPPONENTS	4	31	7.8	18	0																						
								FUMBLES				FUM				LST				FF				REC				TD							
								B. Roethlisberger	5	3	0	1	0																						
								R. McCloud	3	1	0	1	0																						
								J. Layne	0	0	0	0	1	0																					
								C. Okorafor	0	0	0	0	1	0																					
								TEAM	8	4	0	4	0																						
								OPPONENTS	12	5	0	3	0																						
								PUNTING				NO.				YDS				AVG				NET				TB				BK			
								P. Harvin III	34	1,494	43.9	40.3	2	14	63	0																			
								TEAM	34	1,494	43.9	40.3	2	14	63	0																			
								OPPONENTS	36	1,677	46.6	39.4	4	16	65	1																			
								PUNT RETURNS				RET				FC				YDS				AVG				LONG				TD			
								R. McCloud	16	8	140	8.8	19	0																					
								TEAM	16	8	140	8.8	19	0																					
								OPPONENTS	13	7	83	6.4	16	0																					
								KICKOFF RETURNS				NO.				YDS				AVG				LONG				TD							
								R. McCloud	17	405	23.8	40	0																						
								TEAM	17	405	23.8	40	0																						
								OPPONENTS	22	547	24.9	75	0																						
								FIELD GOALS				1-19				20-29				30-39				40-49				50+							
								C. Boswell	0	0	0	0	0	0																					
								TEAM	0	0	0	0	0	0																					
								OPPONENTS	0	0	0	0	0	0																					

2021 REGULAR SEASON PITTSBURGH STEELERS DEFENSIVE STATS (THROUGH WEEK 9)											
POS.	PLAYER	TKL.	AST.	TOTAL	TFL	SACKS/YDS.	PR	FR	FF	INT./YDS.	PD
S	M. Fitzpatrick	42	17	59	1	0.0/0.0	0	0	1	0/0	1
LB	J. Schobert	29	21	50	0	0.0/0.0	0	0	1	0/0	4
S	T. Edmunds	31	11	42	3	0.0/0.0	0	0	0	1/15	1
DT	C. Heyward	25	17	42	5	2.5/16.5	8	1	1	1/0	6
LB	T. Watt	26	8	34	11	11.5/50.5	18	2	3	0/0	4
LB	D. Bush	20	13	33	2	2.0/18.0	4	1	1	0/0	1
LB	A. Highsmith	12	16	28	4	1.5/15.5	6	0	0	0/0	0
CB	J. Pierre	22	1	23	0	0.0/0.0	0	0	1	1/0	4
CB	J. Haden	14	9	23	0	0.0/0.0	0	0	1	0/0	4
CB	A. Maulet	17	4	21	4	0.0/0.0	0	0	0	0/0	1
DL	C. Wormley	11	10	21	1	1.5/12.5	2	0	1	0/0	2
CB	C. Sutton	18	2	20	3	0.0/0.0	0	0	0	0/0	3
DB	T. Norwood	16	1	17	1	0.0/0.0	0	0	0	0/0	1
LB	R. Spillane	8	7	15	1	0.0/0.0	0	0	0	0/0	0
DE	I. Buggs	3	8	11	2	0.0/0.0	0	0	0	0/0	0
LB	M. Ingram III	5	5	10	2	1.0/8.0	6	0	0	0/0	1
DE	I. Loudermilk	4	1	5	0	1.0/0.0	0	0	0	0/0	1
DE	T. Alualu	2	3	5	0	0.0/0.0	1	0	0	0/0	0
DE	H. Mondeaux	2	3	5	1	1.0/8.0	1	0	0	0/0	0
DE	T. Charlton	2	1	3	0	0.0/0.0	0	0	0	0/0	0
OLB	D. Tuszka	2	1	3	0	0.0/0.0	0	0	0	0/0	0
DT	C. Davis	1	0	1	0	0.0/0.0	0	0	0	0/0	0
OLB	J. Jones	1	0	1	0	0.0/0.0	1	0	0	0/0	0
CB	J. Layne	1	0	1	0	0.0/0.0	0	0	0	0/0	0
STEELERS TOTALS		314	159	473	41	22.0/129.0	47	4	10	3/15	34
OPP. TOTALS		332	172	504	33	17.0/97.0	40	3	4	4/31	34

Ast.=Assist, TFL=Tackle for a Loss, PR=Pressures, Int.=Interception, FR=Fumble Recovery, FF=Forced Fumble, PD=Pass Defense

2021 STEELERS SPECIAL TEAMS					DEFENSIVE STATS BY RANK									
POS.	PLAYER	TKL.	AST.	COMB.	SACKS		INTERCEPTIONS		TACKLES FOR LOSS		PASSES DEFENSED		PRESSURES	
					PLAYER	NO.	PLAYER	NO.	PLAYER	NO.	PLAYER	NO.	PLAYER	NO.
FB	Watt, Derek	6	1	7	T. Watt	11.5	T. Edmunds	1	T. Watt	11	C. Heyward	6	T. Watt	18
CB	Layne, Justin	5	2	7	C. Heyward	2.5	C. Heyward	1	C. Heyward	5	J. Haden	4	C. Heyward	8
S	Killebrew, Miles	3	2	5	D. Bush	2.0	J. Pierre	1	A. Highsmith	4	J. Pierre	4	A. Highsmith	6
LB	Spillane, Robert	3	2	5	A. Highsmith	1.5			A. Maulet	4	J. Schobert	4	M. Ingram III	6
CB	Pierre, James	2	3	5	C. Wormley	1.5			T. Edmunds	3	T. Watt	4	D. Bush	4
ILB	Gilbert III, Ulysees	2	2	4	M. Ingram III	1.0			C. Sutton	3	C. Sutton	3	C. Wormley	2
OLB	Jones, Jamir	2	0	2	I. Loudermilk	1.0			I. Buggs	2	C. Wormley	2	T. Alualu	1
LS	Kuntz, Christian	2	0	2	H. Mondeaux	1.0			D. Bush	2	D. Bush	1	J. Jones	1
RB	Snell Jr., Benny	1	1	2					M. Ingram III	2	T. Edmunds	1	H. Mondeaux	1
WR	White, Cody	1	1	2					M. Fitzpatrick	1	M. Fitzpatrick	1		
CB	Maulet, Arthur	1	0	1					H. Mondeaux	1	M. Ingram III	1		
DB	Norwood, Tre	1	0	1					T. Norwood	1	I. Loudermilk	1		
OLB	Tuszka, Derrek	1	0	1					R. Spillane	1	A. Maulet	1		
TOTALS		30	14	44					C. Wormley	1	T. Norwood	1		

(AS OF NOV 9, 2021, 11:06 AM PST)									2021 : REGULAR SEASON								
PLAYER	TACKLES	SOLO	ASSISTS	FOR FUMBLES	FUMBLE REC	BLKD FG	BLKD PAT	BLKD PUNT									
Justin Layne	7	5	2	0	1	0	0	0									
Derek Watt	7	6	1	0	0	0	0	0									
Miles Killebrew	5	3	2	0	0	0	0	1									
James Pierre	5	2	3	1	0	0	0	0									
Robert Spillane	5	3	2	0	0	0	0	0									
Ulysees Gilbert III	4	2	2	0	0	0	0	0									
Jamir Jones	2	2	0	0	0	0	0	0									
Christian Kuntz	2	2	0	0	0	0	0	0									
Benny Snell Jr.	2	1	1	0	0	0	0	0									
Cody White	2	1	1	0	0	0	0	0									
Arthur Maulet	1	1	0	0	0	0	0	0									
Tre Norwood	1	1	0	0	0	0	0	0									
Derrek Tuszka	1	1	0	0	0	0	0	0									
Chris Boswell	0	0	0	0	1	0	0	0									

2021 REGULAR SEASON														
OFFENSE														
DATE	OPPONENT	WR	LT	LG	C	RG	RT	TE	RB	QB	WR	WR	TE	FB
9/12	at Buffalo	J. Smith-Schuster	D. Moore Jr.	K. Dotson	K. Green	T. Turner	C. Okorafor	P. Freiermuth	N. Harris	B. Roethlisberger	D. Johnson	--	E. Ebron	--
9/19	Las Vegas	J. Smith-Schuster	D. Moore Jr.	K. Dotson	K. Green	T. Turner	C. Okorafor	P. Freiermuth	N. Harris	B. Roethlisberger	D. Johnson	C. Claypool	--	--
9/26	Cincinnati	J. Smith-Schuster	D. Moore Jr.	K. Dotson	K. Green	T. Turner	C. Okorafor	Z. Gentry	N. Harris	B. Roethlisberger	C. Claypool	J. Washington	--	--
10/3	at Green Bay	J. Smith-Schuster	D. Moore Jr.	K. Dotson	K. Green	T. Turner	J. Haeg	P. Freiermuth	N. Harris	B. Roethlisberger	D. Johnson	--	E. Ebron	--
10/10	Denver	J. Smith-Schuster	D. Moore Jr.	K. Dotson	K. Green	T. Turner	C. Okorafor	Z. Gentry	N. Harris	B. Roethlisberger	D. Johnson	C. Claypool	--	--
10/17	Seattle	--	D. Moore Jr.	K. Dotson	K. Green	T. Turner	C. Okorafor	Z. Gentry	N. Harris	B. Roethlisberger	D. Johnson	C. Claypool	--	D. Watt
10/31	at Cleveland	R. McCloud	D. Moore Jr.	K. Dotson	K. Green	T. Turner	C. Okorafor	Z. Gentry	N. Harris	B. Roethlisberger	D. Johnson	C. Claypool	--	--
11/8	Chicago	--	D. Moore Jr.	K. Dotson	K. Green	T. Turner	C. Okorafor	P. Freiermuth	N. Harris	B. Roethlisberger	--	C. Claypool	Z. Gentry	D. Watt
11/14	Detroit	--	--	--	--	--	--	--	--	--	--	--	--	--
11/21	at L.A. Chargers	--	--	--	--	--	--	--	--	--	--	--	--	--
11/28	at Cincinnati	--	--	--	--	--	--	--	--	--	--	--	--	--
12/5	Baltimore	--	--	--	--	--	--	--	--	--	--	--	--	--
12/9	at Minnesota	--	--	--	--	--	--	--	--	--	--	--	--	--
12/19	Tennessee	--	--	--	--	--	--	--	--	--	--	--	--	--
12/26	at Kansas City	--	--	--	--	--	--	--	--	--	--	--	--	--
1/3	Cleveland	--	--	--	--	--	--	--	--	--	--	--	--	--
1/9	at Baltimore	--	--	--	--	--	--	--	--	--	--	--	--	--

2021 REGULAR SEASON														
DEFENSE														
DATE	OPPONENT	DT	NT	DL	LOLB	LILB	RILB	ROLB	LCB	FS	SS	RCB	NICKEL	
9/12	at Buffalo	C. Heyward	T. Alualu	--	T. Watt	D. Bush	J. Schobert	A. Highsmith	J. Haden	M. Fitzpatrick	T. Edmunds	C. Sutton	T. Norwood	
9/19	Las Vegas	C. Heyward	T. Alualu	C. Wormley	T. Watt	R. Spillane	J. Schobert	A. Highsmith	J. Pierre	M. Fitzpatrick	T. Edmunds	C. Sutton	--	
9/26	Cincinnati	C. Heyward	I. Buggs	C. Wormley	J. Jones	D. Bush	J. Schobert	M. Ingram III	J. Haden	M. Fitzpatrick	T. Edmunds	C. Sutton	--	
10/3	at Green Bay	C. Heyward	I. Buggs	C. Wormley	T. Watt	D. Bush	J. Schobert	A. Highsmith	J. Haden	M. Fitzpatrick	T. Edmunds	C. Sutton	--	
10/10	Denver	C. Heyward	--	C. Wormley	T. Watt	D. Bush	J. Schobert	A. Highsmith	J. Haden	M. Fitzpatrick	T. Edmunds	J. Pierre	A. Maullet	
10/17	Seattle	C. Heyward	I. Buggs	C. Wormley	T. Watt	D. Bush	J. Schobert	A. Highsmith	J. Haden	M. Fitzpatrick	T. Edmunds	C. Sutton	--	
10/31	at Cleveland	C. Heyward	I. Buggs	C. Wormley	T. Watt	D. Bush	J. Schobert	A. Highsmith	J. Haden	M. Fitzpatrick	T. Edmunds	C. Sutton	--	
11/8	Chicago	C. Heyward	I. Buggs	C. Wormley	T. Watt	D. Bush	J. Schobert	A. Highsmith	J. Haden	M. Fitzpatrick	T. Edmunds	C. Sutton	--	
11/14	Detroit	--	--	--	--	--	--	--	--	--	--	--	--	
11/21	at L.A. Chargers	--	--	--	--	--	--	--	--	--	--	--	--	
11/28	at Cincinnati	--	--	--	--	--	--	--	--	--	--	--	--	
12/5	Baltimore	--	--	--	--	--	--	--	--	--	--	--	--	
12/9	at Minnesota	--	--	--	--	--	--	--	--	--	--	--	--	
12/19	Tennessee	--	--	--	--	--	--	--	--	--	--	--	--	
12/26	at Kansas City	--	--	--	--	--	--	--	--	--	--	--	--	
1/3	Cleveland	--	--	--	--	--	--	--	--	--	--	--	--	
1/9	at Baltimore	--	--	--	--	--	--	--	--	--	--	--	--	

Rookies underlined.

LEGEND:  
CAPS=Starter, P=Player was a substitution, X=Did Not Play (Non-injury), SI=On Inactive List, NOT=Not on Roster, PSI=Practice Squad Injured, PS=Practice Squad, IR=Injured Reserve, IRD=Injured Reserve - Designated For Return, NOTT=Not on any Team, RET=Reserve/Retired, =With Other Team

INDIVIDUAL SINGLE-GAME HIGHS			OPPONENT	DATE
<b>RUSHING</b>				
Rushing Yards	122	Najee Harris	vs. Broncos	10/10
Rushing Attempts	26	Najee Harris	at Browns	10/31
Rushing Average	5.3	Najee Harris	vs. Broncos	10/10
Rushing Touchdowns	1	Najee Harris	vs. Bears	11/08
		Najee Harris	at Browns	10/31
		Eric Ebron	vs. Seahawks	10/17
		Najee Harris	vs. Broncos	10/10
		Najee Harris	at Packers	10/03
		JuJu Smith-Schuster	vs. Raiders	09/19
<b>RECEIVING</b>				
Pass Receptions	14	Najee Harris	vs. Bengals	09/26
Receiving Yards	130	Chase Claypool	vs. Broncos	10/10
Touchdown Receptions	2	Pat Freiermuth	vs. Bears	11/08
<b>PASSING</b>				
Passes Attempted	58	Ben Roethlisberger	vs. Bengals	09/26
Passes Completed	38	Ben Roethlisberger	vs. Bengals	09/26
Completion Percentage	72.5	Ben Roethlisberger	vs. Seahawks	10/17
Passing Yards	318	Ben Roethlisberger	vs. Bengals	09/26
Yards Per Attempt	10.1	Ben Roethlisberger	vs. Broncos	10/10
Touchdown Passes	2	Ben Roethlisberger	vs. Bears	11/08
		Ben Roethlisberger	vs. Broncos	10/10
Interceptions Thrown	2	Ben Roethlisberger	vs. Bengals	09/26
<b>PUNT RETURNS</b>				
Punt Returns	4	Ray-Ray McCloud	vs. Bears	11/08
		Ray-Ray McCloud	vs. Seahawks	10/17
Punt Return Yards	29	Ray-Ray McCloud	at Browns	10/31
		Ray-Ray McCloud	vs. Seahawks	10/17
<b>KICKOFF RETURNS</b>				
Kickoff Returns	4	Ray-Ray McCloud	vs. Raiders	09/19
Kickoff Return Yards	99	Ray-Ray McCloud	at Packers	10/03
<b>PUNTS</b>				
Punts	7	Pressley Harvin III	vs. Seahawks	10/17
Punts Inside the 20	4	Pressley Harvin III	vs. Seahawks	10/17
Punting Average	59.5	Pressley Harvin III	vs. Broncos	10/10
<b>INTERCEPTIONS</b>				
Interceptions Made	1	Cameron Heyward	vs. Bears	11/08
		James Pierre	vs. Broncos	10/10
		Terrell Edmunds	vs. Bengals	09/26
INT Return Yards	15	Terrell Edmunds	vs. Bengals	09/26
<b>TACKLES</b>				
Tackles	10	Minkah Fitzpatrick	vs. Broncos	10/10
		Joe Schobert	vs. Raiders	09/19
		Robert Spillane	vs. Raiders	09/19
		Devin Bush	at Bills	09/12
		Minkah Fitzpatrick	at Bills	09/12
Sacks	3.0	T.J. Watt	vs. Bears	11/08
<b>SCORING</b>				
Touchdowns	2	Pat Freiermuth	vs. Bears	11/08
Field Goals Attempted	3	Chris Boswell	vs. Bears	11/08
		Chris Boswell	vs. Seahawks	10/17
		Chris Boswell	at Bills	09/12
Field Goals Made	3	Chris Boswell	vs. Bears	11/08
		Chris Boswell	vs. Seahawks	10/17
		Chris Boswell	at Bills	09/12
<b>MISC. YARDS</b>				
Yards From Scrimmage	142	Najee Harris	vs. Broncos	10/10
		Najee Harris	vs. Bengals	09/26
Combined Net Yards	142	Najee Harris	vs. Broncos	10/10
		Najee Harris	vs. Bengals	09/26

LONGEST PLAYS			OPPONENT	DATE
<b>RUSHING</b>				
Run From Scrimmage	25	Diontae Johnson	vs. Seahawks	10/17
		Chase Claypool	at Bills	09/12
Touchdown Run	10	Najee Harris	vs. Bears	11/08
<b>RECEIVING</b>				
Pass Reception	59	Chase Claypool	vs. Broncos	10/10
Touchdown Reception	50	Diontae Johnson	vs. Broncos	10/10
<b>PASSING</b>				
Passing Long	59	Ben Roethlisberger	vs. Broncos	10/10
Touchdown Pass Long	50	Ben Roethlisberger	vs. Broncos	10/10
<b>RETURNS</b>				
Punt Return	19	Ray-Ray McCloud	at Browns	10/31
Kickoff Return	40	Ray-Ray McCloud	at Packers	10/03
Interception Return	15	Terrell Edmunds	vs. Bengals	09/26
<b>KICKING</b>				
Punt	63	Pressley Harvin III	vs. Broncos	10/10
Field Goal	56	Chris Boswell	vs. Raiders	09/19
Field Goal Attempt	56	Chris Boswell	vs. Raiders	09/19

OPPONENT SINGLE-GAME HIGHS			OPPONENT	DATE
RUSHING				
Rushing Yards	101	Alex Collins	vs. Seahawks	10/17
Rushing Attempts	20	Alex Collins	vs. Seahawks	10/17
Rushing Average	7.6	Javorionne Williams	vs. Broncos	10/10
Rushing Touchdowns	1	Darnell Mooney	vs. Bears	11/08
		D'Ernest Johnson	at Browns	10/31
		Alex Collins	vs. Seahawks	10/17
		Aaron Rodgers	at Packers	10/03
RECEIVING				
Pass Receptions	9	Stefon Diggs	at Bills	09/12
Receiving Yards	120	Courtland Sutton	vs. Broncos	10/10
Touchdown Receptions	2	Randall Cobb	at Packers	10/03
		Ja'Marr Chase	vs. Bengals	09/26
PASSING				
Passes Attempted	51	Josh Allen	at Bills	09/12
Passes Completed	30	Joe Burrow	at Bills	09/12
Completion Percentage	77.7	Joe Burrow	vs. Bengals	09/26
Passing Yards	382	Derek Carr	vs. Raiders	09/19
Yards Per Attempt	10.3	Derek Carr	vs. Raiders	09/19
Touchdown Passes	3	Joe Burrow	vs. Bengals	09/26
Interceptions Thrown	1	Justin Fields	vs. Bears	11/08
		Teddy Bridgewater	vs. Broncos	10/10
		Joe Burrow	vs. Bengals	09/26
PUNT RETURNS				
Punt Returns	2	Demetric Felton	at Browns	10/31
		Freddie Swain	vs. Seahawks	10/17
		Diontae Spencer	vs. Broncos	10/10
		Darius Phillips	vs. Bengals	09/26
		Hunter Renfrow	vs. Raiders	09/19
Punt Return Yards	26	Diontae Spencer	vs. Broncos	10/10
		Hunter Renfrow	vs. Raiders	09/19
KICKOFF RETURNS				
Kickoff Returns	6	Jakeem Grant Sr.	vs. Bears	11/08
Kickoff Return Yards	143	Isaiah McKenzie	at Bills	09/12
PUNTS				
Punts	8	Michael Dickson	vs. Seahawks	10/17
Punts Inside the 20	4	Sam Martin	vs. Broncos	10/10
Punting Average	49.3	Jamie Gillan	at Browns	10/31
INTERCEPTIONS				
Interceptions Made	2	Logan Wilson	vs. Bengals	09/26
INT Return Yards	18	Trayvon Mullen Jr.	vs. Raiders	09/19
TACKLES				
Tackles	14	Jordyn Brooks	vs. Seahawks	10/17
		Bobby Wagner	vs. Seahawks	10/17
		Logan Wilson	vs. Bengals	09/26
Sacks	2.0	Solomon Thomas	vs. Raiders	09/19
SCORING				
Touchdowns	2	Darnell Mooney	vs. Bears	11/08
		Randall Cobb	at Packers	10/03
		Ja'Marr Chase	vs. Bengals	09/26
Field Goals Attempted	4	Daniel Carlson	vs. Raiders	09/19
Field Goals Made	4	Daniel Carlson	vs. Raiders	09/19
MISC. YARDS				
Yards From Scrimmage	120	Courtland Sutton	vs. Broncos	10/10
Combined Net Yards	147	DeeJay Dallas	vs. Seahawks	10/17
OPPONENTS LONGEST PLAYS			OPPONENT	DATE
RUSHING				
Run From Scrimmage	49	Javorionne Williams	vs. Broncos	10/10
Touchdown Run	15	Darnell Mooney	vs. Bears	11/08
RECEIVING				
Pass Reception	61	Henry Ruggs III	vs. Raiders	09/19
Touchdown Reception	61	Henry Ruggs III	vs. Raiders	09/19
PASSING				
Passing Long	61	Derek Carr	vs. Raiders	09/19
Touchdown Pass Long	61	Derek Carr	vs. Raiders	09/19
RETURNS				
Longest Opponent's Fumble Return	25	DeAndre Houston-Carson	vs. Bears	11/08
Punt Return	16	Darius Phillips	vs. Bengals	09/26
		Hunter Renfrow	vs. Raiders	09/19
Kickoff Return	75	Isaiah McKenzie	at Bills	09/12
Interception Return	18	Trayvon Mullen Jr.	vs. Raiders	09/19
KICKING				
Punt	65	Michael Dickson	vs. Seahawks	10/17
Field Goal	46	Daniel Carlson	vs. Raiders	09/19
Field Goal Attempt	65	Cairo Santos	vs. Bears	11/08



## 2021 REGULAR SEASON

## WEEK 1: STEELERS 23, BILLS 16

SEPTEMBER 12, 2021

STEELERS													BILLS												
#	RECD	LOST	POSS	OBTAINED	BEGAN	PLAYS	YDS	PEN	NET	1ST	ENDED	GIVEN UP	#	RECD	LOST	POSS	OBTAINED	BEGAN	PLAYS	YDS	PEN	NET	1ST	ENDED	GIVEN UP
1	13:30	10:35	2:55	Kickoff	PIT 25	5	22	0	22	1	PIT 47	Punt	1	15:00	13:30	1:30	Kickoff	PIT 24	4	5	0	5	0	PIT 19	Field Goal
2	05:05	03:50	1:15	Punt	PIT 20	3	5	-12	-7	0	PIT 13	Punt	2	10:35	05:05	5:30	Punt	BUF 12	10	53	-20	33	3	BUF 45	Punt
3	02:41	14:01	3:40	Punt	PIT 13	6	25	0	25	1	PIT 38	Punt	3	03:50	02:41	1:09	Punt	BUF 37	3	9	0	9	0	BUF 46	Punt
4	10:58	09:32	1:26	Punt	PIT 7	3	2	-4	-2	0	PIT 5	Punt	4	14:01	10:58	3:03	Punt	BUF 23	7	34	0	34	2	PIT 43	Punt
5	08:38	06:01	2:37	Fumble	PIT 45	4	0	0	0	1	PIT 45	Punt	5	09:32	08:38	0:54	Punt	PIT 35	3	-8	0	-8	0	PIT 38	Fumble
6	00:22	00:00	0:22	Kickoff	PIT 25	1	-1	0	-1	0	PIT 25	End Half	6	06:01	00:22	5:39	Punt	BUF 9	13	96	-5	91	5	PIT 3	Touchdown
7	15:00	10:23	4:37	Kickoff	PIT 25	10	64	5	69	4	BUF 6	Field Goal	7	10:23	05:48	4:35	Kickoff	BUF 25	12	40	0	40	3	PIT 35	Downs
8	05:48	01:47	4:01	Downs	PIT 36	11	62	0	62	3	BUF 2	Field Goal	8	01:47	03:42	3:05	Kickoff	BUF 25	8	27	0	27	2	PIT 41	Downs
9	13:42	11:19	2:23	Downs	PIT 48	4	26	26	52	3	BUF 5	Touchdown	9	11:19	09:45	1:34	Kickoff	BUF 25	3	-2	0	-2	0	BUF 23	Blocked Punt
10	05:23	02:42	2:41	Kickoff	PIT 25	9	49	-1	48	3	BUF 27	Field Goal	10	09:45	05:23	4:22	Kickoff	BUF 26	9	67	0	67	3	PIT 7	Field Goal
11	00:46	00:00	0:46	Kickoff	BUF 45	2	-2	0	-2	0	BUF 46	End Game	11	02:42	00:46	1:56	Kickoff	BUF 36	10	50	-10	40	4	PIT 24	Field Goal

## WEEK 2: STEELERS 17, RAIDERS 26

SEPTEMBER 19, 2021

STEELERS													RAIDERS												
#	RECD	LOST	POSS	OBTAINED	BEGAN	PLAYS	YDS	PEN	NET	1ST	ENDED	GIVEN UP	#	RECD	LOST	POSS	OBTAINED	BEGAN	PLAYS	YDS	PEN	NET	1ST	ENDED	GIVEN UP
1	15:00	11:27	3:33	Kickoff	PIT 32	6	14	0	14	1	PIT 46	Punt	1	11:27	08:15	3:12	Punt	LV 16	6	19	0	19	1	LV 35	Punt
2	08:15	05:44	2:31	Punt	PIT 8	5	14	0	14	1	PIT 22	Interception	2	05:44	03:10	2:34	Interception	PIT 39	5	17	-5	12	1	PIT 27	Field Goal
3	03:10	13:32	4:38	Kickoff	PIT 22	10	50	-10	40	2	LV 38	Downs	3	13:32	09:34	3:58	Downs	LV 38	8	27	20	47	2	PIT 15	Field Goal
4	09:34	06:25	3:09	Kickoff	PIT 25	7	75	0	75	4	LV 3	Touchdown	4	06:25	00:02	6:23	Kickoff	LV 25	13	73	-20	53	5	PIT 22	Field Goal
5	00:02	00:00	0:02	Kickoff		0	0	0	0	0		End Half	5	15:00	12:15	2:45	Kickoff	LV 25	6	22	0	22	1	LV 47	Punt
6	12:15	09:11	3:04	Punt	PIT 13	6	20	0	20	1	PIT 33	Punt	6	09:11	05:02	4:09	Punt	LV 18	7	82	0	82	4	PIT 9	Touchdown
7	05:02	01:43	3:19	Kickoff	PIT 17	6	28	10	38	3	LV 45	Punt	7	01:43	12:56	3:47	Punt	LV 3	7	47	0	47	3	PIT 46	Punt
8	12:56	11:15	1:41	Punt	PIT 20	5	80	0	80	2	LV 25	Touchdown	8	11:15	09:35	1:40	Kickoff	LV 25	5	75	0	75	2	LV 39	Touchdown
9	09:35	08:23	1:12	Kickoff	PIT 25	3	0	0	0	0	PIT 34	Punt	9	08:23	05:51	2:32	Punt	LV 24	4	14	0	14	1	LV 38	Punt
10	05:51	03:42	2:09	Punt	PIT 32	8	30	0	30	2	LV 38	Field Goal	10	03:42	00:20	3:22	Kickoff	LV 27	7	46	0	46	2	PIT 27	Field Goal
11	00:20	00:00	0:20	Kickoff	PIT 25	1	11	0	11	1	PIT 25	End Game													

## WEEK 3: STEELERS 10, BENGALS 24

SEPTEMBER 26, 2021

STEELERS													BENGALS												
#	RECD	LOST	POSS	OBTAINED	BEGAN	PLAYS	YDS	PEN	NET	1ST	ENDED	GIVEN UP	#	RECD	LOST	POSS	OBTAINED	BEGAN	PLAYS	YDS	PEN	NET	1ST	ENDED	GIVEN UP
1	15:00	13:00	2:00	Kickoff	PIT 25	3	9	-5	4	0	PIT 29	Punt	1	13:00	10:48	2:12	Punt	CIN 42	3	14	-10	4	0	CIN 46	Punt
2	10:48	08:31	2:17	Punt	PIT 20	3	3	-16	-13	0	PIT 7	Punt	2	08:31	07:37	0:54	Punt	CIN 36	2	6	0	6	0	CIN 42	Interception
3	07:37	06:45	0:52	Interception	PIT 44	3	2	-5	-3	0	PIT 41	Interception	3	06:45	02:54	3:51	Interception	PIT 42	6	47	-5	42	2	PIT 17	Touchdown
4	02:54	12:24	5:30	Kickoff	PIT 25	8	11	18	29	2	CIN 46	Punt	4	12:24	09:36	2:48	Punt	CIN 19	4	30	0	30	1	CIN 49	Punt
5	09:36	01:04	8:32	Punt	PIT 14	15	96	-10	86	7	CIN 4	Touchdown	5	01:04	00:37	0:27	Kickoff	CIN 25	3	60	15	75	3	PIT 34	Touchdown
6	00:37	00:15	0:22	Kickoff	PIT 25	3	2	0	2	0	PIT 27	Punt	6	00:15	00:00	0:15	Punt	CIN 33	1	-2	-10	-12	0	CIN 23	End Half
7	08:47	07:51	0:56	Kickoff	PIT 25	3	6	0	6	0	PIT 31	Interception	7	15:00	08:47	6:13	Kickoff	CIN 20	10	70	-15	55	4	PIT 25	Field Goal
8	06:18	04:22	1:56	Kickoff	PIT 24	7	37	15	52	3	CIN 24	Missed FG	8	07:51	06:18	1:33	Interception	PIT 19	3	19	0	19	2	PIT 9	Touchdown
9	02:12	08:09	9:03	Punt	PIT 4	18	95	-7	88	5	CIN 8	Field Goal	9	04:22	02:12	2:10	Missed FG	CIN 32	3	6	0	6	0	CIN 38	Punt
10	06:25	03:02	3:23	Punt	PIT 15	12	73	0	73	4	CIN 11	Downs	10	08:09	06:25	1:44	Kickoff	CIN 29	3	12	-5	7	0	CIN 36	Punt
11	01:54	01:23	0:31	Punt	PIT 27	4	8	0	8	0	PIT 35	Downs	11	03:02	01:54	1:08	Downs	CIN 12	3	8	0	8	0	CIN 20	Punt
													12	01:23	00:00	1:23	Downs	PIT 35	2	-2	0	-2	0	PIT 36	End Game

## WEEK 4: STEELERS 17, PACKERS 27

OCTOBER 3, 2021

STEELERS													PACKERS												
#	RECD	LOST	POSS	OBTAINED	BEGAN	PLAYS	YDS	PEN	NET	1ST	ENDED	GIVEN UP	#	RECD	LOST	POSS	OBTAINED	BEGAN	PLAYS	YDS	PEN	NET	1ST	ENDED	GIVEN UP
1	15:00	10:04	4:56	Kickoff	PIT 25	8	75	0	75	3	GB 45	Touchdown	1	10:04	04:10	5:54	Kickoff	GB 22	8	38	0	38	2	PIT 40	Punt
2	04:10	03:13	0:57	Punt	PIT 4	3	5	0	5	0	PIT 9	Punt	2	03:13	13:22	4:51	Punt	GB 36	13	64	0	64	5	PIT 4	Touchdown
3	13:22	12:28	0:54	Kickoff	PIT 25	3	-2	0	-2	0	PIT 29	Fumble	3	12:28	10:55	1:33	Fumble	PIT 23	4	33	-10	23	1	PIT 23	Touchdown
4	10:55	05:41	5:14	Kickoff	PIT 25	10	51	-10	41	3	GB 34	Field Goal	4	05:41	00:55	5:36	Kickoff	GB 16	13	71	5	76	5	PIT 8	Field Goal
5	00:05	00:00	0:05	Kickoff		0	0	0	0	0		End Half	5	15:00	09:31	5:29	Kickoff	GB 25	12	58	6	64	4	PIT 11	Field Goal
6	09:31	07:01	2:30	Kickoff	PIT 8	5	12	0	12	1	PIT 20	Punt	6	07:01	04:46	2:15	Punt	PIT 40	4	40	0	40	3	PIT 1	Touchdown
7	04:46	02:33	2:13	Kickoff	PIT 36	7	31	0	31	2	GB 32	Downs	7	02:33	01:41	0:52	Downs	GB 33	2	29	0	29	1	PIT 39	Fumble
8	01:41	14:14	2:27	Fumble	PIT 35	6	28	-5	23	2	GB 42	Punt	8	14:14	12:35	1:39	Punt	GB 5	3	1	0	1	0	GB 6	Punt
9	12:35	10:05	2:30	Punt	PIT 37	7	18	0	18	1	GB 47	Downs	9	10:05	06:57	3:08	Downs	GB 45	7	20	0	20	1	PIT 35	Downs
10	06:57	04:04	2:53	Downs	PIT 35	8	60	5	65	5	GB 1	Touchdown	10	04:04	01:51	2:13	Kickoff	GB 25	6	15	0	15	1	PIT 3	Touchdown
11	01:51	01:11	0:40	Punt	PIT 29	2	4	0	4	0	PIT 33	Interception	11	01:11	00:00	1:11	Interception	GB 42	2	-2	0	-2	0	GB 41	End Game

## WEEK 5: STEELERS 27, BRONCOS 19

OCTOBER 10, 2021

STEELERS													BRONCOS												
#	RECD	LOST	POSS	OBTAINED	BEGAN	PLAYS	YDS	PEN	NET	1ST ENDED	GIVEN UP		#	RECD	LOST	POSS	OBTAINED	BEGAN	PLAYS	YDS	PEN	NET	1ST ENDED	GIVEN UP	
1	15:00	12:02	2:58	Kickoff	PIT 15	6	85	0	85	2	PIT 47	Touchdown	1	12:02	09:55	2:07	Kickoff	DEN 25	3	11	-5	6	0	DEN 31	Punt
2	09:55	03:57	5:58	Punt	PIT 17	10	28	-5	23	3	PIT 49	Fumble	2	03:57	01:43	2:14	Fumble	PIT 29	4	8	0	8	0	PIT 21	Field Goal
3	01:43	12:42	4:01	Kickoff	PIT 25	9	45	0	45	3	DEN 30	Field Goal	3	12:42	11:44	0:58	Kickoff	DEN 22	3	8	0	8	0	DEN 30	Punt
4	11:44	10:04	1:40	Punt	PIT 9	3	8	0	8	0	PIT 17	Punt	4	10:04	05:47	4:17	Punt	DEN 40	7	54	-5	49	1	PIT 11	Field Goal
5	05:47	02:12	3:35	Kickoff	PIT 25	6	63	12	75	3	DEN 1	Touchdown	5	02:12	01:31	0:41	Kickoff	DEN 25	5	26	0	26	2	PIT 49	Punt
6	01:31	00:00	1:31	Punt	PIT 10	4	19	-5	14	1	PIT 26	End Half	6	15:00	09:57	5:03	Kickoff	DEN 15	8	38	0	38	3	PIT 47	Punt
7	09:57	02:41	7:16	Punt	PIT 14	14	81	5	86	5	DEN 18	Touchdown	7	02:41	10:15	7:26	Kickoff	DEN 25	14	85	-10	75	5	PIT 2	Touchdown
8	10:15	07:40	2:35	Kickoff	PIT 18	3	14	-10	4	0	PIT 22	Punt	8	07:40	05:46	1:54	Punt	DEN 28	5	72	0	72	3	PIT 39	Touchdown
9	05:46	02:29	3:17	Kickoff	PIT 25	7	49	0	49	2	DEN 26	Field Goal	9	02:29	00:11	2:18	Kickoff	DEN 25	11	72	0	72	3	PIT 3	Interception
10	00:11	00:00	0:11	Interception	PIT 20	1	-1	0	-1	0	PIT 20	End Game													

## WEEK 6: STEELERS 23, SEAHAWKS 20

OCTOBER 17, 2021

STEELERS													SEAHAWKS												
#	RECD	LOST	POSS	OBTAINED	BEGAN	PLAYS	YDS	PEN	NET	1ST	ENDED	GIVEN UP	#	RECD	LOST	POSS	OBTAINED	BEGAN	PLAYS	YDS	PEN	NET	1ST	ENDED	GIVEN UP
1	15:00	12:19	2:41	Kickoff	PIT 37	3	13	-5	8	0	PIT 45	Punt	1	12:19	10:14	2:05	Punt	SEA 10	3	8	0	8	0	SEA 18	Punt
2	10:14	08:04	2:10	Punt	PIT 31	5	18	0	18	1	PIT 49	Punt	2	08:04	04:55	3:09	Punt	SEA 16	7	51	-10	41	2	PIT 43	Punt
3	04:55	00:35	4:20	Punt	PIT 20	6	25	-10	15	1	PIT 35	Punt	3	00:35	14:11	1:24	Punt	SEA 21	3	9	0	9	0	SEA 30	Punt
4	14:11	10:01	4:10	Punt	PIT 46	8	54	0	54	4	SEA 5	Touchdown	4	10:01	08:03	1:58	Kickoff	SEA 31	4	6	0	6	1	SEA 37	Punt
5	08:03	01:04	6:59	Punt	PIT 16	14	64	20	84	7	SEA 1	Touchdown	5	01:04	00:36	0:28	Kickoff	SEA 25	3	-8	0	-8	0	SEA 17	Punt
6	00:36	00:11	0:25	Punt	PIT 41	3	3	0	3	0	PIT 44	Punt	6	00:11	00:00	0:11	Punt	SEA 20	1	-1	0	-1	0	SEA 20	End Half
7	09:55	05:46	4:09	Kickoff	PIT 25	9	76	-10	66	3	SEA 9	Field Goal	7	15:00	09:55	5:05	Kickoff	SEA 25	10	72	3	75	6	PIT 2	Touchdown
8	03:02	01:25	1:37	Kickoff	PIT 23	3	3	0	3	0	PIT 26	Punt	8	05:46	03:02	2:44	Kickoff	SEA 40	6	60	0	60	3	PIT 1	Touchdown
9	12:59	11:32	1:27	Kickoff	PIT 17	3	18	0	18	2	PIT 38	Fumble	9	01:25	12:59	3:26	Punt	SEA 42	8	36	0	36	2	PIT 22	Field Goal
10	09:45	07:29	2:16	Punt	PIT 20	5	15	0	15	1	PIT 35	Punt	10	11:32	09:45	1:47	Fumble	PIT 35	3	6	-10	-4	0	PIT 39	Punt
11	05:19	01:30	3:49	Punt	PIT 26	9	50	-10	40	3	SEA 34	Field Goal	11	07:29	05:19	2:10	Punt	SEA 18	3	5	0	5	0	SEA 23	Punt
12	06:31	04:27	2:04	Punt	PIT 20	3	9	0	9	0	PIT 29	Punt	12	01:30	00:00	1:30	Kickoff	SEA 25	9	50	0	50	3	PIT 25	Field Goal
13	04:16	02:50	1:26	Fumble	SEA 16	3	-3	0	-3	0	SEA 19	Field Goal	13	10:00	06:31	3:29	Kickoff	SEA 27	5	15	0	15	1	SEA 42	Punt
													14	04:27	04:16	0:11	Punt	SEA 15	1	0	0	0	0	SEA 15	Fumble

## WEEK 8: STEELERS 15, BROWNS 10

OCTOBER 31, 2021

STEELERS													BROWNS												
#	RECD	LOST	POSS	OBTAINED	BEGAN	PLAYS	YDS	PEN	NET	1ST ENDED	GIVEN UP		#	RECD	LOST	POSS	OBTAINED	BEGAN	PLAYS	YDS	PEN	NET	1ST ENDED	GIVEN UP	
1	08:09	04:19	3:50	Kickoff	PIT 25	7	27	-5	22	2	PIT 47	Punt	1	15:00	08:09	6:51	Kickoff	CLE 25	13	63	0	63	4	PIT 12	Field Goal
2	14:54	09:18	5:36	Downs	PIT 40	10	57	-10	47	2	CLE 13	Field Goal	2	04:19	14:54	4:25	Punt	CLE 15	8	50	-5	45	2	PIT 39	Downs
3	08:30	07:16	1:14	Punt	PIT 23	3	0	0	0	0	PIT 23	Punt	3	09:18	08:30	0:48	Kickoff	CLE 25	3	0	0	0	0	CLE 25	Punt
4	06:07	01:38	4:29	Punt	PIT 37	12	53	0	53	4	CLE 10	Downs	4	07:16	06:07	1:09	Punt	CLE 22	3	-5	0	-5	0	CLE 17	Punt
5	00:21	00:00	0:21	Punt	PIT 35	1	0	0	0	0	PIT 35	End Half	5	01:38	00:21	0:17	Downs	CLE 10	5	24	0	24	1	CLE 34	Punt
6	15:00	13:55	1:05	Kickoff	PIT 27	3	5	0	5	0	PIT 32	Punt	6	13:55	09:36	4:19	Punt	CLE 14	8	81	5	86	6	PIT 10	Touchdown
7	09:36	03:39	5:57	Kickoff	PIT 22	12	78	0	78	5	CLE 8	Touchdown	7	03:39	01:42	1:57	Kickoff	CLE 40	3	9	-5	4	0	CLE 44	Punt
8	01:42	11:04	5:38	Punt	PIT 17	13	88	-5	83	7	CLE 2	Touchdown	8	11:04	06:04	5:00	Kickoff	CLE 20	8	59	0	59	3	PIT 32	Fumble
9	06:04	04:22	1:42	Fumble	PIT 20	3	8	-5	3	0	PIT 23	Punt	9	04:22	01:53	2:29	Punt	CLE 39	8	25	10	35	3	PIT 26	Downs
10	01:53	00:00	1:53	Downs	PIT 26	6	54	-5	49	1	CLE 25	Downs													

## WEEK 9: STEELERS 29, BEARS 27

NOVEMBER 8, 2021

STEELERS													BEARS												
#	RECD	LOST	POSS	OBTAINED	BEGAN	PLAYS	YDS	PEN	NET	1ST ENDED	GIVEN UP		#	RECD	LOST	POSS	OBTAINED	BEGAN	PLAYS	YDS	PEN	NET	1ST ENDED	GIVEN UP	
1	13:02	09:42	3:20	Punt	PIT 41	6	54	5	59	4	CHI 10	Touchdown	1	15:00	13:02	1:58	Kickoff	CHI 22	3	8	0	8	0	CHI 30	Punt
2	07:40	04:29	3:11	Punt	PIT 42	6	8	0	8	1	PIT 48	Punt	2	09:42	07:40	2:02	Kickoff	CHI 11	3	14	-10	4	0	CHI 15	Punt
3	02:03	13:22	3:41	Interception	CHI 36	9	31	5	36	3	CHI 4	Touchdown	3	04:29	02:03	2:26	Punt	CHI 12	5	30	0	30	2	CHI 42	Interception
4	11:49	09:12	2:37	Punt	PIT 17	4	12	-9	3	0	PIT 20	Punt	4	13:22	11:49	1:33	Kickoff	CHI 25	3	7	0	7	0	CHI 32	Punt
5	06:44	04:47	1:57	Punt	PIT 9	3	9	0	9	0	PIT 18	Punt	5	09:12	06:44	2:28	Punt	CHI 48	4	17	-12	1	0	PIT 40	Punt
6	00:15	00:00	0:15	Kickoff	PIT 25	1	-1	0	-1	0	PIT 25	End Half	6	04:47	00:15	4:32	Punt	CHI 36	12	51	1	52	3	PIT 12	Field Goal
7	15:00	12:42	2:18	Kickoff	PIT 30	3	7	15	22	1	CHI 48	Punt	7	12:42	07:43	4:59	Punt	CHI 7	10	104	-15	89	4	PIT 4	Field Goal
8	07:43	02:08	5:35	Kickoff	PIT 25	9	75	0	75	4	CHI 10	Touchdown	8	02:08	14:17	2:51	Kickoff	CHI 18	6	82	0	82	4	PIT 15	Touchdown
9	14:17	11:54	2:23	Kickoff	PIT 25	4	9	30	39	1	CHI 36	Field Goal	9	11:54	11:47	0:07	Kickoff		0	0	0	0	0		Fumble
10	11:47	07:58	3:49	Fumble	CHI 42	6	-2	5	3	1	CHI 39	Punt	10	07:58	06:31	1:27	Punt	CHI 20	3	3	0	3	0	CHI 23	Punt
11	06:31	02:52	3:39	Kickoff	PIT 25	11	26	15	41	3	CHI 34	Field Goal	11	02:52	01:46	1:06	Kickoff	CHI 25	7	75	0	75	3	PIT 16	Touchdown
12	01:46	00:26	1:20	Kickoff	PIT 25	7	52	0	52	2	CHI 23	Field Goal	12	00:26	00:00	0:26	Kickoff	CHI 25	5	23	5	28	3	PIT 47	Missed FG

2021 REGULAR SEASON																	
		STEELERS								OPPONENT							
		FIRST HALF				SECOND HALF				FIRST HALF				SECOND HALF			
DATE	OPPONENT	PLAYS	YDS	TIME	RESULT	PLAYS	YDS	TIME	RESULT	PLAYS	YDS	TIME	RESULT	PLAYS	YDS	TIME	RESULT
09/12	at Bills	5	22	2:55	Punt	10	69	4:37	FG	4	5	1:30	FG	12	40	4:35	Downs
09/19	Raiders	6	14	3:33	Punt	6	20	3:04	Punt	6	19	3:12	Punt	6	22	2:45	Punt
09/26	Bengals	3	4	2:00	Punt	3	6	0:56	INT	3	4	2:12	Punt	10	55	6:13	FG
10/03	at Packers	8	75	4:56	TD	5	12	2:30	Punt	8	38	5:54	Punt	12	64	5:29	FG
10/10	Broncos	6	85	2:58	TD	14	86	7:16	TD	3	6	2:07	Punt	8	38	5:03	Punt
10/17	Seahawks	3	8	2:41	Punt	9	66	4:09	FG	3	8	2:05	Punt	10	75	5:05	TD
10/31	at Browns	7	22	3:50	Punt	3	5	1:05	Punt	13	63	6:51	FG	8	86	4:19	TD
11/08	Bears	6	59	3:20	TD	3	22	2:18	Punt	3	8	1:58	Punt	10	89	4:59	FG
11/14	Lions	--	--	--	--	--	--	--	--	--	--	--	--	--	--	--	--
11/21	at Chargers	--	--	--	--	--	--	--	--	--	--	--	--	--	--	--	--
11/28	at Bengals	--	--	--	--	--	--	--	--	--	--	--	--	--	--	--	--
12/05	Ravens	--	--	--	--	--	--	--	--	--	--	--	--	--	--	--	--
12/09	at Vikings	--	--	--	--	--	--	--	--	--	--	--	--	--	--	--	--
12/19	Titans	--	--	--	--	--	--	--	--	--	--	--	--	--	--	--	--
12/26	at Chiefs	--	--	--	--	--	--	--	--	--	--	--	--	--	--	--	--
01/03	Browns	--	--	--	--	--	--	--	--	--	--	--	--	--	--	--	--
01/09	at Ravens	--	--	--	--	--	--	--	--	--	--	--	--	--	--	--	--

STEELERS		(AS OF NOV 9, 2021, 11:06 AM PST)																			2021 : REGULAR SEASON			
DATE	OPPONENT	STARTING QB	POSS	TD	PAT	2-PT	M-2PT	FG	MFG	BK-FG	PUNT	INT	FUM	SAF	DWNS	HF	GM	PTS	TD%	SCORE%	PTS/POSS			
9/12	at Buffalo	B. Roethlisberger	11	1	2	0	0	3	3	0	0	5	0	0	0	0	1	16	9.1	36.4	1.45			
9/19	Las Vegas	B. Roethlisberger	11	2	2	0	0	1	1	0	0	4	1	0	0	1	1	17	18.2	27.3	1.55			
9/26	Cincinnati	B. Roethlisberger	11	1	1	0	0	1	2	1	0	4	2	0	0	2	0	10	9.1	18.2	0.91			
10/3	at Green Bay	B. Roethlisberger	11	2	2	0	0	1	1	0	0	3	1	1	0	2	1	0	17	18.2	27.3	1.55		
10/10	Denver	B. Roethlisberger	10	3	3	0	0	2	2	0	0	2	0	1	0	0	1	27	30.0	50.0	2.70			
10/17	Seattle	B. Roethlisberger	13	2	2	0	0	3	3	0	0	7	0	1	0	0	0	23	15.4	38.5	1.77			
10/31	at Cleveland	B. Roethlisberger	10	2	0	2	0	1	1	0	0	4	0	0	0	2	1	0	15	20.0	30.0	1.50		
11/8	Chicago	B. Roethlisberger	12	3	3	0	0	3	3	0	0	5	0	1	0	0	1	0	29	25.0	50.0	2.42		
11/14	Detroit	--	--	--	--	--	--	--	--	--	--	--	--	--	--	--	--	--	--	--	--	--		
11/21	at L.A. Chargers	--	--	--	--	--	--	--	--	--	--	--	--	--	--	--	--	--	--	--	--	--		
11/28	at Cincinnati	--	--	--	--	--	--	--	--	--	--	--	--	--	--	--	--	--	--	--	--	--		
12/5	Baltimore	--	--	--	--	--	--	--	--	--	--	--	--	--	--	--	--	--	--	--	--	--		
12/9	at Minnesota	--	--	--	--	--	--	--	--	--	--	--	--	--	--	--	--	--	--	--	--	--		
12/19	Tennessee	--	--	--	--	--	--	--	--	--	--	--	--	--	--	--	--	--	--	--	--	--		
12/26	at Kansas City	--	--	--	--	--	--	--	--	--	--	--	--	--	--	--	--	--	--	--	--	--		
1/3	Cleveland	--	--	--	--	--	--	--	--	--	--	--	--	--	--	--	--	--	--	--	--	--		
1/9	at Baltimore	--	--	--	--	--	--	--	--	--	--	--	--	--	--	--	--	--	--	--	--	--		

## STEELERS 2021 REGULAR SEASON SCORING DRIVES

DATE	OPPONENT	ACQUIRED	DRIVE START	PLAYS	YARDS	Q/TIME	FIRST DOWNS	SCORING PLAY	PIT	OPP
09/12	at Buffalo	Kickoff	PIT 25	10	69	Q3/4:37	4	C. Boswell: 24-yard FG	3	10
		Downs	PIT 36	11	62	Q3/4:01	3	C. Boswell: 20-yard FG	6	10
		Downs	PIT 48	4	52	Q4/2:23	3	D. Johnson: 5-yard pass from B. Roethlisberger	13	10
		Kickoff	PIT 25	9	48	Q4/2:41	3	C. Boswell: 45-yard FG	23	13
09/19	Las Vegas	Kickoff	PIT 25	7	75	Q2/3:09	4	J. Smith-Schuster: 3-yard run	7	6
		Punt	PIT 20	5	80	Q4/1:41	2	N. Harris: 25-yard pass from B. Roethlisberger	14	16
		Punt	PIT 32	8	30	Q4/2:09	2	C. Boswell: 56-yard FG	17	23
09/26	Cincinnati	Punt	PIT 14	15	86	Q2/8:32	7	P. Freiermuth: 4-yard pass from B. Roethlisberger	7	7
		Punt	PIT 4	18	88	Q3/9:03	5	Q4: C. Boswell: 26-yard FG	10	24
10/03	at Green Bay	Kickoff	PIT 25	8	75	Q1/4:56	3	D. Johnson: 45-yard pass from B. Roethlisberger	7	0
		Downs	PIT 25	10	41	Q2/5:14	3	C. Boswell: 52-yard FG	10	14
		Downs	PIT 35	8	65	Q4/2:53	5	N. Harris: 1-yard run	17	27
10/10	Denver	Kickoff	PIT 15	6	85	Q1/2:58	2	D. Johnson: 50-yard pass from B. Roethlisberger	7	0
		Kickoff	PIT 25	9	45	Q1/4:01	3	Q2: C. Boswell: 48-yard FG	10	3
		Kickoff	PIT 25	6	75	Q2/3:35	3	N. Harris: 1-yard run	17	6
		Punt	PIT 14	14	86	Q3/7:16	5	C. Claypool: 18-yard pass from B. Roethlisberger	24	6
		Kickoff	PIT 25	7	49	Q4/3:17	2	C. Boswell: 43-yard FG	27	19
		Kickoff	PIT 25	7	49	Q4/3:17	2	C. Boswell: 43-yard FG	27	19
10/17	Seattle	Punt	PIT 46	8	54	Q2/4:10	4	N. Harris: 5-yard pass from B. Roethlisberger	7	0
		Punt	PIT 16	14	84	Q2/6:59	7	E. Ebron: 1-yard run	14	0
		Kickoff	PIT 25	9	66	Q3/4:09	3	C. Boswell: 27-yard FG	17	7
		Punt	PIT 26	9	40	Q4/3:49	3	C. Boswell: 52-yard FG	20	17
		Fumble	SEA 16	3	-3	Q1/1:26	0	C. Boswell: 37-yard FG	23	20
		Fumble	SEA 16	3	-3	Q1/1:26	0	C. Boswell: 37-yard FG	23	20
10/31	at Cleveland	Downs	PIT 40	10	47	Q2/5:36	2	C. Boswell: 31-yard FG	3	3
		Kickoff	PIT 22	12	78	Q3/5:57	5	N. Harris: 8-yard run	9	10
		Punt	PIT 17	13	83	Q3/5:38	7	Q4: P. Freiermuth: 2-yard pass from B. Roethlisberger	15	10
11/08	Chicago	Punt	PIT 41	6	59	Q1/3:20	4	N. Harris: 10-yard run	7	0
		Interception	CHI 36	9	36	Q1/3:41	3	Q2: P. Freiermuth: 4-yard pass from B. Roethlisberger	14	0
		Kickoff	PIT 25	9	75	Q3/5:35	4	P. Freiermuth: 10-yard pass from B. Roethlisberger	20	6
		Kickoff	PIT 25	4	39	Q4/2:23	1	C. Boswell: 54-yard FG	23	13
		Kickoff	PIT 25	11	41	Q4/3:39	3	C. Boswell: 52-yard FG	26	20
		Kickoff	PIT 25	7	52	Q4/1:20	2	C. Boswell: 40-yard FG	29	27
11/14	Detroit	--	--	--	--	--	--	--	--	--
11/21	at L.A. Chargers	--	--	--	--	--	--	--	--	--
11/28	at Cincinnati	--	--	--	--	--	--	--	--	--
12/05	Baltimore	--	--	--	--	--	--	--	--	--
12/09	at Minnesota	--	--	--	--	--	--	--	--	--
12/19	Tennessee	--	--	--	--	--	--	--	--	--
12/26	at Kansas City	--	--	--	--	--	--	--	--	--
01/03	Cleveland	--	--	--	--	--	--	--	--	--
01/09	at Baltimore	--	--	--	--	--	--	--	--	--
AVG				9.0	60.1	4:11	3.5			
TOTALS				279	1,862	130:08	107			

## STEELERS OPPONENTS 2021 REGULAR SEASON SCORING DRIVES

DATE	OPPONENT	ACQUIRED	DRIVE START	PLAYS	YARDS	Q/TIME	FIRST DOWNS	SCORING PLAY	PIT	OPP
09/12	at Buffalo	Kickoff	PIT 24	4	5	Q1/1:30	0	T. Bass: 37-yard FG	0	3
		Punt	BUF 9	13	91	Q2/5:39	5	G. Davis: 3-yard pass from J. Allen	0	10
		Kickoff	BUF 26	9	67	Q4/4:22	3	T. Bass: 25-yard FG	20	13
		Kickoff	BUF 36	10	40	Q4/1:56	4	T. Bass: 42-yard FG	23	16
09/19	Las Vegas	Interception	PIT 39	5	12	Q1/2:34	1	D. Carlson: 46-yard FG	0	3
		Downs	LV 38	8	47	Q2/3:58	2	D. Carlson: 33-yard FG	0	6
		Kickoff	LV 25	13	53	Q2/6:23	5	D. Carlson: 41-yard FG	7	9
		Punt	LV 18	7	82	Q3/4:09	4	F. Moreau: 9-yard pass from D. Carr	7	16
		Kickoff	LV 25	5	75	Q4/1:40	2	H. Ruggs III: 61-yard pass from D. Carr	14	23
		Kickoff	LV 27	7	46	Q4/3:22	2	D. Carlson: 45-yard FG	17	26
09/26	Cincinnati	Interception	PIT 42	6	42	Q1/3:51	2	T. Boyd: 17-yard pass from J. Burrow	0	7
		Interception	CIN 25	3	75	Q2/0:27	3	J. Chase: 34-yard pass from J. Burrow	7	14
		Kickoff	CIN 20	10	55	Q3/6:13	4	E. McPherson: 43-yard FG	7	17
		Interception	PIT 19	3	19	Q3/1:33	2	J. Chase: 9-yard pass from J. Burrow	7	24
10/03	at Green Bay	Punt	GB 36	13	64	Q1/4:51	5	Q2: A. Rodgers: 4-yard run	7	7
		Fumble	PIT 23	4	23	Q2/1:33	1	R. Cobb: 23-yard pass from A. Rodgers	7	14
		Kickoff	GB 16	13	76	Q2/5:36	5	M. Crosby: 26-yard FG	10	17
		Kickoff	GB 25	12	64	Q3/5:29	4	M. Crosby: 29-yard FG	10	20
		Punt	PIT 40	4	40	Q3/2:15	3	R. Cobb: 1-yard pass from A. Rodgers	10	27
10/10	Denver	Fumble	PIT 29	4	8	Q1/2:14	0	B. McManus: 39-yard FG	7	3
		Punt	DEN 40	7	49	Q2/4:17	1	B. McManus: 29-yard FG	10	6
		Kickoff	DEN 25	14	75	Q3/7:26	5	Q4: K. Hinton: 2-yard pass from T. Bridgewater	24	13
		Punt	DEN 28	5	72	Q4/1:54	3	C. Sutton: 39-yard pass from T. Bridgewater	24	19
10/17	Seattle	Kickoff	SEA 25	10	75	Q3/5:05	6	A. Collins: 2-yard run	14	7
		Kickoff	SEA 40	6	60	Q3/2:44	3	W. Dissly: 1-yard pass from G. Smith	17	14
		Punt	SEA 42	8	36	Q3/3:26	2	Q4: J. Myers: 40-yard FG	17	17
		Kickoff	SEA 25	9	50	Q4/1:30	3	J. Myers: 43-yard FG	20	20
10/31	at Cleveland	Kickoff	CLE 25	13	63	Q1/6:51	4	C. McLaughlin: 30-yard FG	0	3
		Punt	CLE 14	8	86	Q3/4:19	6	D. Johnson: 10-yard run	3	10
11/08	Chicago	Punt	CHI 36	12	52	Q2/4:32	3	C. Santos: 30-yard FG	14	3
		Punt	CHI 7	10	89	Q3/4:59	4	C. Santos: 22-yard FG	14	6
		Kickoff	CHI 18	6	82	Q3/2:51	4	Q4: D. Mooney: 15-yard run	20	13
		Kickoff	CHI 25	7	75	Q4/1:06	3	D. Mooney: 16-yard pass from J. Fields	26	27
11/14	Detroit	--	--	--	--	--	--	--	--	--
11/21	at L.A. Chargers	--	--	--	--	--	--	--	--	--
11/28	at Cincinnati	--	--	--	--	--	--	--	--	--
12/05	Baltimore	--	--	--	--	--	--	--	--	--

12/09	at Minnesota	--	--	--	--	--	--	--	--	--
12/19	Tennessee	--	--	--	--	--	--	--	--	--
12/26	at Kansas City	--	--	--	--	--	--	--	--	--
01/03	Cleveland	--	--	--	--	--	--	--	--	--
01/09	at Baltimore	--	--	--	--	--	--	--	--	--
AVG				8.1	56.0	3:39		3.2		
TOTALS				268	1,848	120:35		104		

STEELERS						(AS OF NOV 9, 2021, 11:06 AM PST)			2021 : REGULAR SEASON		
PLAYS			NET YARDS			TIME					
DATE	OPPONENT	PLAYS	DATE	OPPONENT	NET YARDS	DATE	OPPONENT	TIME			
9/26	Cincinnati	18 (field goal)	9/26	Cincinnati	88 (field goal) [PEN: -7, GROSS: 95]	9/26	Cincinnati	9:03 (field goal)			
10/10	Denver	14 (touchdown)	10/10	Denver	86 (touchdown) [PEN: 5, GROSS: 81]	10/10	Denver	7:16 (touchdown)			
10/17	Seattle	14 (touchdown)	10/17	Seattle	84 (touchdown) [PEN: 20, GROSS: 64]	10/17	Seattle	6:59 (touchdown)			
10/31	at Cleveland	13 (touchdown)	10/31	at Cleveland	83 (touchdown) [PEN: -5, GROSS: 88]	10/31	at Cleveland	5:57 (touchdown)			
11/8	Chicago	11 (field goal)	9/19	Las Vegas	80 (touchdown) [PEN: 0, GROSS: 80]	11/8	Chicago	5:35 (touchdown)			
9/12	at Buffalo	11 (field goal)	10/3	at Green Bay	75 (touchdown) [PEN: 0, GROSS: 75]	10/3	at Green Bay	5:14 (field goal)			
10/3	at Green Bay	10 (field goal)	11/8	Chicago	75 (touchdown) [PEN: 0, GROSS: 75]	9/19	Las Vegas	4:38 (downs)			
9/19	Las Vegas	10 (downs)	9/12	at Buffalo	69 (field goal) [PEN: 5, GROSS: 64]	9/12	at Buffalo	4:37 (field goal)			
11/14	Detroit	--	11/14	Detroit	--	11/14	Detroit	--			
11/21	at L. A. Chargers	--	11/21	at L. A. Chargers	--	11/21	at L. A. Chargers	--			
11/28	at Cincinnati	--	11/28	at Cincinnati	--	11/28	at Cincinnati	--			
12/5	Baltimore	--	12/5	Baltimore	--	12/5	Baltimore	--			
12/9	at Minnesota	--	12/9	at Minnesota	--	12/9	at Minnesota	--			
12/19	Tennessee	--	12/19	Tennessee	--	12/19	Tennessee	--			
12/26	at Kansas City	--	12/26	at Kansas City	--	12/26	at Kansas City	--			
1/3	Cleveland	--	1/3	Cleveland	--	1/3	Cleveland	--			
1/9	at Baltimore	--	1/9	at Baltimore	--	1/9	at Baltimore	--			

DATE	OPPONENT	OFFENSE	DEFENSE
09/12	at Buffalo	FG - 24 yards FG - 20 yards TD - Pass	FG - 37 yards TD - Pass FG - 25 yards FG - 42 yards
09/19	Las Vegas	TD - Run	FG - 33 yards FG - 41 yards TD - Pass
09/26	Cincinnati	TD - Pass FG - 26 yards Downs	TD - Pass TD - Pass
10/03	at Green Bay	TD - Run	TD - Run FG - 26 yards FG - 29 yards TD - Pass
10/10	Denver	TD - Run TD - Pass	FG - 29 yards TD - Pass Interception
10/17	Seattle	TD - Pass TD - Run FG - 27 yards FG - 37 yards	TD - Run TD - Pass FG - 40 yards
10/31	at Cleveland	FG - 31 yards Downs TD - Run TD - Pass	FG - 30 yards TD - Run
11/08	Chicago	TD - Run TD - Pass TD - Pass	FG - 30 yards FG - 22 yards TD - Run TD - Pass
11/14	Detroit	--	--
11/21	at L.A. Chargers	--	--
11/28	at Cincinnati	--	--
12/05	Baltimore	--	--
12/09	at Minnesota	--	--
12/19	Tennessee	--	--
12/26	at Kansas City	--	--
01/03	Cleveland	--	--
01/09	at Baltimore	--	--

OFFENSE DEFENSE		
Inside the 20	21	25
Scores	19	24
Touchdowns	13	12
Field Goals	6	12
Total Points in 20	106	120
Fumbles	0	0
Interceptions	0	1
Missed Field Goals	0	0
Lost on Downs	2	0
End of Half/Game	0	0
TDs Outside	3	4
Red-Zone Percentage	61.9	48.0



STEELERS 2021 REGULAR SEASON INSIDE 20 EFFICIENCY

STEELERS																			
Date	Opponent	Pos	TD	PAT	2-Pt.	Miss PAT	FG	FGA	Blk/ MFG	INT	Fum	Dwns	Half	Game	Pts	TD%	Score Pct.	Pts/Poss	
09/12	at Buffalo	3	1	1	0	0	2	2	0	0	0	0	0	0	13	33.3	100.0	4.3	
09/19	Las Vegas	1	1	1	0	0	0	0	0	0	0	0	0	0	7	100.0	100.0	7.0	
09/26	Cincinnati	3	1	1	0	0	1	1	0	0	0	1	0	0	10	33.3	66.7	3.3	
10/03	at Green Bay	1	1	1	0	0	0	0	0	0	0	0	0	0	7	100.0	100.0	7.0	
10/10	Denver	2	2	2	0	0	0	0	0	0	0	0	0	0	14	100.0	100.0	7.0	
10/17	Seattle	4	2	2	0	0	2	2	0	0	0	0	0	0	20	50.0	100.0	5.0	
10/31	at Cleveland	4	2	0	0	0	1	1	0	0	0	1	0	0	15	50.0	75.0	3.8	
11/08	Chicago	3	3	2	0	1	0	0	0	0	0	0	0	0	20	100.0	100.0	6.7	
11/14	Detroit	--	--	--	--	--	--	--	--	--	--	--	--	--	--	--	--	--	
11/21	at L.A. Chargers	--	--	--	--	--	--	--	--	--	--	--	--	--	--	--	--	--	
11/28	at Cincinnati	--	--	--	--	--	--	--	--	--	--	--	--	--	--	--	--	--	
12/05	Baltimore	--	--	--	--	--	--	--	--	--	--	--	--	--	--	--	--	--	
12/09	at Minnesota	--	--	--	--	--	--	--	--	--	--	--	--	--	--	--	--	--	
12/19	Tennessee	--	--	--	--	--	--	--	--	--	--	--	--	--	--	--	--	--	
12/26	at Kansas City	--	--	--	--	--	--	--	--	--	--	--	--	--	--	--	--	--	
01/03	Cleveland	--	--	--	--	--	--	--	--	--	--	--	--	--	--	--	--	--	
01/09	at Baltimore	--	--	--	--	--	--	--	--	--	--	--	--	--	--	--	--	--	
TOTALS		21	13	10	0	1	6	6	0	0	0	2	0	0	106	61.9	90.5	5.0	

OPPONENT 2021 REGULAR SEASON INSIDE 20 EFFICIENCY

OPPONENT																		
Date	Opponent	Pos	TD	PAT	2-Pt.	Miss PAT	FG	FGA	Blk/ MFG	INT	Fum	Dwns	Drive Ends			Score	Pts/Poss	
													Half	Game	Pts	TD%	Pct.	
09/12	at Buffalo	4	1	1	0	0	3	3	0	0	0	0	0	0	16	25.0	100.0	
09/19	Las Vegas	3	1	1	0	0	2	2	0	0	0	0	0	0	13	33.3	100.0	
09/26	Cincinnati	2	2	2	0	0	0	0	0	0	0	0	0	0	14	100.0	100.0	
10/03	at Green Bay	4	2	2	0	0	2	2	0	0	0	0	0	0	20	50.0	100.0	
10/10	Denver	3	1	1	0	0	1	1	0	1	0	0	0	0	10	33.3	66.7	
10/17	Seattle	3	2	2	0	0	1	1	0	0	0	0	0	0	17	66.7	100.0	
10/31	at Cleveland	2	1	1	0	0	1	1	0	0	0	0	0	0	10	50.0	100.0	
11/08	Chicago	4	2	2	0	0	2	2	0	0	0	0	0	0	20	50.0	100.0	
11/14	Detroit	--	--	--	--	--	--	--	--	--	--	--	--	--	--	--	--	
11/21	at L.A. Chargers	--	--	--	--	--	--	--	--	--	--	--	--	--	--	--	--	
11/28	at Cincinnati	--	--	--	--	--	--	--	--	--	--	--	--	--	--	--	--	
12/05	Baltimore	--	--	--	--	--	--	--	--	--	--	--	--	--	--	--	--	
12/09	at Minnesota	--	--	--	--	--	--	--	--	--	--	--	--	--	--	--	--	
12/19	Tennessee	--	--	--	--	--	--	--	--	--	--	--	--	--	--	--	--	
12/26	at Kansas City	--	--	--	--	--	--	--	--	--	--	--	--	--	--	--	--	
01/03	Cleveland	--	--	--	--	--	--	--	--	--	--	--	--	--	--	--	--	
01/09	at Baltimore	--	--	--	--	--	--	--	--	--	--	--	--	--	--	--	--	
TOTALS		25	12	12	0	0	12	12	0	1	0	0	0	0	120	48.0	96.0	

STEELERS 2021 REGULAR SEASON YARDS GAINED BY DOWN																									
STEELERS													OPPONENT												
		1ST DOWN			2ND DOWN			3RD DOWN			4TH DOWN			1ST DOWN			2ND DOWN			3RD DOWN			4TH DOWN		
Date	Opponent	Att	Yds	Avg	Att	Yds	Avg	Att	Yds	Avg	Att	Yds	Avg	Att	Yds	Avg	Att	Yds	Avg	Att	Yds	Avg	Att	Yds	Avg
09/12	at Buffalo	24	96	4.0	19	105	5.5	12	51	4.3	0	0	0.0	31	135	4.4	27	151	5.6	18	78	4.3	3	7	2.3
09/19	Las Vegas	23	91	4.0	20	130	6.5	12	110	9.2	1	0	0.0	30	189	6.3	20	114	5.7	13	120	9.2	1	2	2.0
09/26	Cincinnati	31	106	3.4	25	136	5.4	19	108	5.7	2	-1	-0.5	21	164	7.8	12	33	2.8	9	71	7.9	0	0	0.0
10/03	at Green Bay	25	111	4.4	20	121	6.1	11	49	4.5	2	1	0.5	31	134	4.3	25	150	6.0	15	83	5.5	1	0	0.0
10/10	Denver	26	90	3.5	23	179	7.8	12	122	10.2	0	0	0.0	24	143	6.0	18	87	4.8	12	112	9.3	4	32	8.0
10/17	Seattle	33	165	5.0	24	102	4.3	14	78	5.6	0	0	0.0	30	126	4.2	22	150	6.8	12	33	2.8	0	0	0.0
10/31	at Cleveland	30	150	5.0	22	151	6.9	13	73	5.6	3	3	1.0	26	135	5.2	20	110	5.5	10	62	6.2	2	-1	-0.5
11/08	Chicago	26	144	5.5	21	73	3.5	17	67	3.9	2	3	1.5	29	242	8.3	17	87	5.1	12	85	7.1	0	0	0.0
11/14	Detroit	--	--	--	--	--	--	--	--	--	--	--	--	--	--	--	--	--	--	--	--	--	--	--	--
11/21	at L.A. Chargers	--	--	--	--	--	--	--	--	--	--	--	--	--	--	--	--	--	--	--	--	--	--	--	--
11/28	at Cincinnati	--	--	--	--	--	--	--	--	--	--	--	--	--	--	--	--	--	--	--	--	--	--	--	--
12/05	Baltimore	--	--	--	--	--	--	--	--	--	--	--	--	--	--	--	--	--	--	--	--	--	--	--	--
12/09	at Minnesota	--	--	--	--	--	--	--	--	--	--	--	--	--	--	--	--	--	--	--	--	--	--	--	--
12/19	Tennessee	--	--	--	--	--	--	--	--	--	--	--	--	--	--	--	--	--	--	--	--	--	--	--	--
12/26	at Kansas City	--	--	--	--	--	--	--	--	--	--	--	--	--	--	--	--	--	--	--	--	--	--	--	--
01/03	Cleveland	--	--	--	--	--	--	--	--	--	--	--	--	--	--	--	--	--	--	--	--	--	--	--	--
01/09	at Baltimore	--	--	--	--	--	--	--	--	--	--	--	--	--	--	--	--	--	--	--	--	--	--	--	--
TOTALS		218	953	4.4	174	997	5.7	110	658	6.0	10	6	0.6	222	1,268	5.7	161	882	5.5	101	644	6.4	11	40	3.6

## STEELERS 2021 REGULAR SEASON THIRD DOWN EFFICIENCY

STEELERS												
Date	Opponent	3rd & 1	3rd & 2	3rd & 3	3rd & 4	3rd & 5	3rd & 6	3rd & 7	3rd & 8	3rd & 9	3rd & 10+	Total
09/12	at Buffalo	1/1	1/1	0/0	1/4	0/1	0/1	0/0	1/1	0/0	0/3	4/12
09/19	Las Vegas	0/0	1/1	0/0	0/1	1/1	0/1	0/0	2/2	0/1	1/5	5/12
09/26	Cincinnati	0/0	3/4	0/0	2/3	2/2	0/2	0/0	0/0	0/0	2/8	9/19
10/03	at Green Bay	1/1	1/1	1/1	1/3	0/2	0/1	0/0	0/1	0/0	0/1	4/11
10/10	Denver	1/1	2/3	2/2	0/0	0/1	0/0	1/2	0/0	0/0	1/3	7/12
10/17	Seattle	1/1	1/1	1/1	1/2	0/0	0/1	0/1	0/1	0/2	1/4	5/14
10/31	at Cleveland	0/0	1/2	0/0	0/0	2/3	0/0	0/0	0/2	1/1	0/5	4/13
11/08	Chicago	2/5	0/2	0/1	1/1	0/0	0/0	2/2	1/2	0/0	0/4	6/17
11/14	Detroit	--	--	--	--	--	--	--	--	--	--	--
11/21	at L.A. Chargers	--	--	--	--	--	--	--	--	--	--	--
11/28	at Cincinnati	--	--	--	--	--	--	--	--	--	--	--
12/05	Baltimore	--	--	--	--	--	--	--	--	--	--	--
12/09	at Minnesota	--	--	--	--	--	--	--	--	--	--	--
12/19	Tennessee	--	--	--	--	--	--	--	--	--	--	--
12/26	at Kansas City	--	--	--	--	--	--	--	--	--	--	--
01/03	Cleveland	--	--	--	--	--	--	--	--	--	--	--
01/09	at Baltimore	--	--	--	--	--	--	--	--	--	--	--
TOTALS		6/9	10/15	4/5	6/14	5/10	0/6	3/5	4/9	1/4	5/33	44/110
		66.7%	66.7%	80.0%	42.9%	50.0%	0.0%	60.0%	44.4%	25.0%	15.2%	40.0%
		3RD & 1-3: 20 / 29 = 69.0%			3RD & 4-6: 11 / 30 = 36.7%			3RD & 7-10+: 13 / 51 = 25.5%				

## OPPONENT 2021 REGULAR SEASON THIRD DOWN EFFICIENCY

OPPONENT												
Date	Opponent	3rd & 1	3rd & 2	3rd & 3	3rd & 4	3rd & 5	3rd & 6	3rd & 7	3rd & 8	3rd & 9	3rd & 10+	Total
09/12	at Buffalo	1/2	0/0	3/5	0/0	1/3	0/1	0/0	1/2	1/1	1/4	8/18
09/19	Las Vegas	1/1	0/1	1/3	1/1	0/0	0/1	0/1	0/0	1/3	1/2	5/13
09/26	Cincinnati	0/1	1/1	1/1	0/0	0/0	0/0	0/0	1/2	0/0	0/4	3/9
10/03	at Green Bay	3/3	0/0	1/2	1/3	0/0	1/1	1/1	0/0	1/2	1/3	9/15
10/10	Denver	1/1	0/2	0/1	0/0	1/1	0/0	0/1	0/0	0/1	0/5	2/12
10/17	Seattle	1/2	0/1	0/0	0/2	0/1	0/0	1/1	1/1	0/0	0/4	3/12
10/31	at Cleveland	0/0	0/1	0/0	1/1	0/0	2/2	0/1	0/0	0/0	0/5	3/10
11/08	Chicago	1/2	2/2	0/0	0/0	0/2	0/0	0/0	1/1	0/1	0/4	4/12
11/14	Detroit	--	--	--	--	--	--	--	--	--	--	--
11/21	at L.A. Chargers	--	--	--	--	--	--	--	--	--	--	--
11/28	at Cincinnati	--	--	--	--	--	--	--	--	--	--	--
12/05	Baltimore	--	--	--	--	--	--	--	--	--	--	--
12/09	at Minnesota	--	--	--	--	--	--	--	--	--	--	--
12/19	Tennessee	--	--	--	--	--	--	--	--	--	--	--
12/26	at Kansas City	--	--	--	--	--	--	--	--	--	--	--
01/03	Cleveland	--	--	--	--	--	--	--	--	--	--	--
01/09	at Baltimore	--	--	--	--	--	--	--	--	--	--	--
TOTALS		8/12	3/8	6/12	3/7	2/7	3/5	2/5	4/6	3/8	3/31	37/101
		66.7%	37.5%	50.0%	42.9%	28.6%	60.0%	40.0%	66.7%	37.5%	9.7%	36.6%
		3RD & 1-3: 17 / 32 = 53.1%			3RD & 4-6: 8 / 19 = 42.1%			3RD & 7-10+: 12 / 50 = 24.0%				

2021 REGULAR SEASON FOURTH DOWN EFFICIENCY													
STEELERS								OPPONENT					
Date	Opponent	4th & 1	4th & 2	4th & 3	4th & 4	4th & 5+	Total	4th & 1	4th & 2	4th & 3	4th & 4	4th & 5+	Total
09/12	at Buffalo	0 / 0	0 / 0	0 / 0	0 / 0	0 / 0	0 / 0	0 / 1	0 / 0	0 / 0	0 / 0	1 / 2	1 / 3
09/19	Las Vegas	0 / 0	0 / 0	0 / 0	0 / 1	0 / 0	0 / 1	1 / 1	0 / 0	0 / 0	0 / 0	0 / 0	1 / 1
09/26	Cincinnati	0 / 0	0 / 1	0 / 0	0 / 0	0 / 1	0 / 2	0 / 0	0 / 0	0 / 0	0 / 0	0 / 0	0 / 0
10/03	at Green Bay	0 / 0	0 / 0	0 / 0	0 / 1	0 / 1	0 / 2	0 / 0	0 / 0	0 / 0	0 / 1	0 / 0	0 / 1
10/10	Denver	0 / 0	0 / 0	0 / 0	0 / 0	0 / 0	0 / 0	0 / 0	2 / 2	0 / 1	0 / 0	1 / 1	3 / 4
10/17	Seattle	0 / 0	0 / 0	0 / 0	0 / 0	0 / 0	0 / 0	0 / 0	0 / 0	0 / 0	0 / 0	0 / 0	0 / 0
10/31	at Cleveland	1 / 1	1 / 1	0 / 0	0 / 0	0 / 2	2 / 4	0 / 1	0 / 0	0 / 0	0 / 0	0 / 1	0 / 2
11/08	Chicago	2 / 2	0 / 0	0 / 0	0 / 0	0 / 0	2 / 2	0 / 0	0 / 0	0 / 0	0 / 0	0 / 0	0 / 0
11/14	Detroit	--	--	--	--	--	--	--	--	--	--	--	--
11/21	at L.A. Chargers	--	--	--	--	--	--	--	--	--	--	--	--
11/28	at Cincinnati	--	--	--	--	--	--	--	--	--	--	--	--
12/05	Baltimore	--	--	--	--	--	--	--	--	--	--	--	--
12/09	at Minnesota	--	--	--	--	--	--	--	--	--	--	--	--
12/19	Tennessee	--	--	--	--	--	--	--	--	--	--	--	--
12/26	at Kansas City	--	--	--	--	--	--	--	--	--	--	--	--
01/03	Cleveland	--	--	--	--	--	--	--	--	--	--	--	--
01/09	at Baltimore	--	--	--	--	--	--	--	--	--	--	--	--
TOTALS		3 / 3	1 / 2	0 / 0	0 / 2	0 / 4	4 / 11	1 / 3	2 / 2	0 / 1	0 / 1	2 / 4	5 / 11
		100.0%	50.0%	0.0%	0.0%	0.0%	36.4%	33.3%	100.0%	0.0%	0.0%	50.0%	45.5%

## STEELERS 2021 REGULAR SEASON - BIG PLAYS: RUSH 10+, RECEPTIONS 20+, RETURNS 30+

## BIG PLAYS

## MIN. RUNS 10; RECEPTIONS 20; RETURNS 30 YARDS

Date	Opp	Gain	Player	Qtr	Result
09/10	DEN	59	Ben Roethlisberger to Chase Claypool	2	TD
09/19	LV	52	Ben Roethlisberger to Chase Claypool	4	TD
10/03	DEN	50t	Ben Roethlisberger to Diontae Johnson	1	TD
10/31	at CLE	50	Ben Roethlisberger to Diontae Johnson	4	Downs
10/10	at GB	45	Ben Roethlisberger to Diontae Johnson	1	TD
11/08	CHI	42	Ben Roethlisberger to James Washington	3	TD
09/19	LV	41	Ben Roethlisberger to Diontae Johnson	2	Downs
10/03	at GB	40	Ray-Ray McCool	3	Downs
10/03	at GB	38	Ray-Ray McCool	2	Half
10/17	SEA	37	Ray-Ray McCool	1	Punt
10/03	at GB	36	Ben Roethlisberger to James Washington	4	TD
09/26	CIN	29	Ben Roethlisberger to Chase Claypool	4	Downs
11/08	CHI	26	Ben Roethlisberger to Chase Claypool	1	TD
09/12	at BUF	25	Chase Claypool	3	FG
09/19	LV	25t	Ben Roethlisberger to Najee Harris	4	TD
10/17	SEA	25	Diontae Johnson	2	TD
09/12	at BUF	24	Ben Roethlisberger to Pat Freiermuth	3	FG
09/12	at BUF	24	Ben Roethlisberger to JuJu Smith-Schuster	1	TD
09/26	CIN	24	Ben Roethlisberger to Ray-Ray McCool	4	FG
10/31	at CLE	24	Ben Roethlisberger to Zach Gentry	4	TD
10/10	DEN	23	Ben Roethlisberger to Chase Claypool	1	TD
10/17	SEA	23	Ben Roethlisberger to Diontae Johnson	3	FG
09/12	at BUF	22	Ben Roethlisberger to Chase Claypool	3	FG
10/10	DEN	22	Ben Roethlisberger to Chase Claypool	4	FG
09/12	at CLE	22	Ben Roethlisberger to Pat Freiermuth	3	TD
11/08	CHI	22	Ben Roethlisberger to Diontae Johnson	4	FG
09/26	CIN	21	Ben Roethlisberger to Najee Harris	2	Miss FG
09/26	CIN	20	Najee Harris	2	FG
10/10	DEN	20	Najee Harris	2	FG
10/31	at CLE	20	Ben Roethlisberger to Najee Harris	3	TD
09/12	at BUF	18	Najee Harris	4	TD
10/10	DEN	18	Najee Harris	3	TD
10/31	at CLE	16	Chase Claypool	2	Downs
09/19	LV	16	Najee Harris	1	INT
10/10	DEN	14	Najee Harris	2	TD
11/08	CHI	13	Najee Harris	2	Half
11/08	CHI	13	Najee Harris	4	FG
11/08	CHI	12	James Washington	1	TD
10/03	at GB	11	Najee Harris	3	Downs
10/17	SEA	11	Kalen Ballage	4	Fumble
10/31	at CLE	11	Najee Harris	2	Downs
11/08	CHI	11	Diontae Johnson	3	TD
11/08	CHI	11	Chase Claypool	3	TD
10/03	at GB	10	Najee Harris	4	TD
10/17	SEA	10	Najee Harris	4	Fumble
10/17	SEA	10	Najee Harris	4	FG
10/31	at CLE	10	Ray-Ray McCool	2	FG
11/08	CHI	10t	Najee Harris	1	TD

## BIG RUN PLAYS

## MIN. 10 YARDS

Date	Opp	Gain	Player	Qtr	Result
09/12	at BUF	25	Chase Claypool	3	FG
10/17	SEA	20	Diontae Johnson	2	TD
09/26	CIN	20	Najee Harris	2	TD
10/10	DEN	20	Najee Harris	2	FG
10/10	DEN	18	Najee Harris	2	FG
10/10	DEN	18	Najee Harris	3	TD
10/31	at CLE	16	Chase Claypool	2	Downs

## BIG PLAYS

## MIN. RUNS 10; RECEPTIONS 20; RETURNS 30 YARDS

Date	Opp	Gain	Player	Qtr	Result
09/12	at BUF	75	Isaiah McKenzie	1	FG
09/19	LV	61t	Derek Carr to Henry Ruggs III	4	TD
11/08	CHI	50	Justin Fields to Marquise Goodwin	3	FG
10/10	DEN	49	Javonte Williams	4	TD
10/17	SEA	41	Geno Smith to Gerald Everett	2	TD
10/10	DEN	39t	Teddy Bridgewater to Courtland Sutton	4	TD
11/08	CHI	38	Justin Fields to Allen Robinson II	4	TD
10/17	SEA	38	Deshaun Watson	3	TD
09/12	at BUF	37	Josh Allen to Gabriel Davis	2	TD
09/26	CIN	34	Joe Burrow to Ja'Marr Chase	2	TD
10/17	SEA	34	Deshaun Watson	2	Punt
11/08	CHI	32	Ja'Kobe Grant Sr.	4	Fumble
09/19	LV	30	Derek Carr to Henry Ruggs III	3	TD
09/26	CIN	30	Brandon Wilson	4	Punt
10/03	at GB	28	Aaron Rodgers to Allen Lazard	3	Fumble
11/08	CHI	28	Justin Fields to Jimmy Graham	4	TD
09/26	CIN	27	Joe Mixon	2	Punt
10/17	SEA	27	Geno Smith to Travis Homer	1	Punt
10/03	at GB	26	Aaron Rodgers to Aaron Jones	3	FG
10/17	SEA	26	Travis Homer	2	FG
09/12	at BUF	25	Devin Singletary	4	FG
09/19	LV	25	Derek Carr to Foster Moreau	2	FG
09/19	LV	25	Derek Carr to Darren Waller	4	FG
10/03	at GB	25	Aaron Rodgers to Randall Cobb	1	FG
10/03	at GB	25	A.J. Dillon	3	TD
10/10	DEN	25	Teddy Bridgewater to Courtland Sutton	4	TD
11/08	CHI	25	Justin Fields to Cole Kmet	2	Punt
10/31	at CLE	24	Baker Mayfield to David Njoku	4	Fumble
09/19	LV	23	Derek Carr to Hunter Renfrow	3	TD
10/03	at GB	23	Aaron Rodgers to Randall Cobb	2	TD
10/10	DEN	23	Teddy Bridgewater to Tim Patrick	4	INT
10/03	DEN	23	Teddy Bridgewater to Kendall Hinton	4	INT
10/10	at GB	21	Aaron Rodgers to Davante Adams	3	Punt
10/17	SEA	21	Alex Collins	3	TD
10/17	SEA	21	Geno Smith to Tyler Lockett	5	Punt
10/31	at CLE	21	Nick Chubb	3	TD
10/31	at CLE	21	Baker Mayfield to Harrison Bryant	3	TD
11/08	CHI	21	David Montgomery	1	INT
11/08	CHI	21	Justin Fields to Cole Kmet	2	FG
10/10	DEN	20	Justin Fields to Darrell Mooney	3	TD
09/12	at BUF	15	Devin Singletary	4	FG
10/03	at GB	15	Aaron Jones	2	FG
11/08	CHI	15t	Darrell Mooney	2	FG
10/17	SEA	14	Alex Collins	2	FG
10/31	at CLE	14	Nick Chubb	1	FG
09/19	LV	13	Peyton Barber	4	FG
10/31	at CLE	12	Nick Chubb	2	Downs
11/08	CHI	12	David Montgomery	3	TD
09/19	LV	11	Josh Allen	3	Downs
09/19	LV	11	Peyton Barber	4	Punt
09/26	CIN	11	Joe Mixon	3	FG
09/26	CIN	11	Joe Mixon	4	TD
10/10	DEN	11	Teddy Bridgewater	4	TD
10/17	SEA	11	Alex Collins	2	FG
10/31	at CLE	11	D'Ernest Johnson	2	Punt

09/19	LV	14	Najee Harris	1	INT
09/19	LV	14	Najee Harris	2	TD
10/10	DEN	13	Najee Harris	2	Half
11/08	CHI	13	Najee Harris	4	FG
11/08	CHI	12	James Washington	1	TD
10/03	at GB	11	Najee Harris	3	Downs
10/17	SEA	11	Kalen Ballage	4	Fumble
10/31	at CLE	11	Najee Harris	2	TD
11/08	CHI	11	Diontae Johnson	3	TD
11/08	CHI	11	Chase Claypool	3	TD
10/03	at GB	10	Najee Harris	1	TD
10/17	SEA	10	Najee Harris	4	Fumble
10/31	at CLE	10	Ray-Ray McCool	2	FG
11/08	CHI	10t	Najee Harris	1	TD

## BIG PASS PLAYS

## MIN. 20 YARDS

Date	Opp	Gain	Player	Qtr	Result
10/10	DEN	59	Ben Roethlisberger to Chase Claypool	2	TD
09/19	LV	52	Ben Roethlisberger to Chase Claypool	4	TD
10/10	DEN	50	Ben Roethlisberger to Diontae Johnson	1	TD
09/19	at CLE	50	Ben Roethlisberger to Diontae Johnson	4	Downs
10/03	at GB	45t	Ben Roethlisberger to Diontae Johnson	1	TD
11/08	CHI	42	Ben Roethlisberger to James Washington	3	TD
09/19	LV	41	Ben Roethlisberger to Diontae Johnson	2	TD
10/03	at GB	30	Ben Roethlisberger to James Washington	4	TD
09/26	CIN	29	Ben Roethlisberger to Chase Claypool	4	Downs
11/08	CHI	26	Ben Roethlisberger to Chase Claypool	1	TD
09/19	LV	25t	Ben Roethlisberger to Najee Harris	4	TD
09/12	at BUF	24	Ben Roethlisberger to Pat Freiermuth	3	FG
09/12	at BUF	24	Ben Roethlisberger to JuJu Smith-Schuster	4	FG
09/26	CIN	24	Ben Roethlisberger to Ray-Ray McCool	4	FG
10/31	at CLE	24	Ben Roethlisberger to Zach Gentry	4	TD
10/10	DEN	23	Ben Roethlisberger to Chase Claypool	1	TD
10/17	SEA	23	Ben Roethlisberger to Diontae Johnson	3	FG
09/12	at BUF	22	Ben Roethlisberger to Chase Claypool	3	FG
10/10	DEN	22	Ben Roethlisberger to Chase Claypool	4	TD
10/31	at CLE	22	Ben Roethlisberger to Pat Freiermuth	3	TD
11/08	CHI	22	Ben Roethlisberger to Diontae Johnson	4	FG
09/26	CIN	21	Ben Roethlisberger to Najee Harris	2	Miss FG
10/31	at CLE	20	Ben Roethlisberger to Najee Harris	3	TD

## BIG PUNT RETURN PLAYS

## MIN. 30 YARDS

Date	Opp	Gain	Player	Qtr	Result
10/17	SEA	37	Ray-Ray McCool	1	Punt

- result within the same drive

10/10	DEN	10	Javonte Williams	4	TD
10/17	SEA	10	Deshaun Watson	4	Punt
10/31	at CLE	10	D'Ernest Johnson	3	TD
11/08	CHI	10	David Montgomery	3	FG

## BIG RUN PLAYS

## MIN. 10 YARDS

Date	Opp	Gain	Player	Qtr	Result
10/10	DEN	49	Javonte Williams	2	FG
09/26	CIN	27	Joe Mixon	2	Punt
10/17	SEA	26	Travis Homer	2	FG
09/12	at BUF	25	Devin Singletary	4	FG
10/03	at GB	25	A.J. Dillon	3	TD
10/17	SEA	21	Alex Collins	2	FG
10/31	at CLE	21	Nick Chubb	3	TD
11/08	CHI	21	David Montgomery	1	INT
09/12	at BUF	15	Devin Singletary	4	FG
10/03	at GB	15	Aaron Jones	2	FG
11/08	CHI	15t	Darrell Mooney	2	FG
10/17	SEA	14	Alex Collins	2	FG
10/31	at CLE	14	Nick Chubb	1	FG
09/19	LV	13	Peyton Barber	4	FG
10/31	at CLE	12	Nick Chubb	4	Downs
11/08	CHI	12	David Montgomery	1	TD
09/12	at BUF	11	Josh Allen	3	Downs
09/19	LV	11	Peyton Barber	4	Punt
09/26	CIN	11	Joe Mixon	3	FG
09/26	CIN	11	Joe Mixon	4	TD
10/10	DEN	11	Teddy Bridgewater	4	TD
10/17	SEA	11	Alex Collins	2	TD
10/31	at CLE	11	D'Ernest Johnson	2	TD
10/10	DEN	10	Javonte Williams	4	TD
10/17	SEA	10	Deshaun Watson	4	Punt
10/31	at CLE	10	Deshaun Watson	2	TD
11/08	CHI	10	David Montgomery	3	FG

## BIG PASS PLAYS

## MIN. 20 YARDS

Date	Opp	Gain	Player	Qtr	Result
09/19	LV	61t	Derek Carr to Henry Ruggs III	4	TD
11/08	CHI	50	Justin Fields to Marquise Goodwin	3	FG
10/17	SEA	41	Geno Smith to Gerald Everett	2	TD
10/10	DEN	39t	Teddy Bridgewater to Courtland Sutton	4	TD
11/08	CHI	38	Justin Fields to Allen Robinson II	4	TD
09/12	at BUF	37	Josh Allen to Gabriel Davis	2	TD
09/26	CIN	34	Joe Burrow to Ja'Marr Chase	2	TD
09/19	LV	30	Derek Carr to Henry Ruggs III	3	TD
10/03	at GB	28	Aaron Rodgers to Allen Lazard	3	Fumble
11/08	CHI	28	Justin Fields to Jimmy Graham	4	TD
09/12	at BUF	27	Geno Smith to Travis Homer	2	Punt
10/03	at GB	26	Aaron Rodgers to Aaron Jones	3	FG
09/19	LV	25	Derek Carr to Foster Moreau	2	FG
09/19	LV	25	Derek Carr to Darren Waller	4	FG
10/03	at GB	25	Aaron Rodgers to Randall Cobb	1	FG
10/10	DEN	25	Teddy Bridgewater to Courtland Sutton	4	TD
11/08	CHI	25	Justin Fields to Cole Kmet	2	Punt
10/31	at CLE	24	Baker Mayfield to David Njoku	4	Fumble
09/19	LV	23	Derek Carr to Hunter Renfrow	3	TD

10/03	at GB	23t	Aaron Rodgers to Randall Cobb	2	TD
10/10	DEN	23	Teddy Bridgewater to Tim Patrick	4t	INT
10/10	DEN	23	Teddy Bridgewater to Kendall Hinton	4t	INT
10/03	at GB	21	Aaron Rodgers to Davante Adams	1	Punt
10/17	SEA	21	Geno Smith to Tyler Lockett	5	Punt
10/31	at CLE	21	Baker Mayfield to Harrison Bryant	3	TD
11/08	CHI	21	Justin Fields to Cole Kmet	2	FG
11/08	CHI	20	Justin Fields to Damell Mooney	3t	TD

BIG PUNT RETURN PLAYS

MIN. 30 YARDS

Date	Opp	Gain	Player	Qtr	Result
10/17	SEA	34	Dee-Jay Dallas	2	Punt
09/26	CIN	30	Brandon Wilson	4	Punt

BIG INTERCEPTION RETURN PLAYS

MIN. 30 YARDS

Date	Opp	Gain	Player	Qtr	Result
11/08	CHI	32	Jakeem Grant Sr.	4	Fumble
* - result within the same drive					

		RUSHES				RECEPTIONS				RETURNS			
DATE	OPPONENT	GAIN	PLAYER	QTR	RESULT	GAIN	PLAYER	QTR	RESULT	GAIN	PLAYER	QTR	RESULT
09/12	at Buffalo	25	Chase Claypool	3	FG	22	Chase Claypool	3	FG				
		18	Najee Harris	4	TD	24	Pat Freiermuth	3	FG				
						24	JuJu Smith-Schuster	4	FG				
09/19	Las Vegas	14	Najee Harris	1	INT	41	Diontae Johnson	2	TD				
		14	Najee Harris	2	TD	52	Chase Claypool	4	TD				
						25t	Najee Harris	4	TD				
09/26	Cincinnati	20	Najee Harris	2	TD	21	Najee Harris	3	Miss FG				
						24	Ray-Ray McCloud	4	FG				
						29	Chase Claypool	4	Downs				
10/03	at Green Bay	10	Najee Harris	1	TD	45t	Diontae Johnson	1	TD	38	Ray-Ray McCloud (KR)	2	Half
		11	Najee Harris	3	Downs	30	James Washington	4	TD	40	Ray-Ray McCloud (KR)	3	Downs
10/10	Denver	20	Najee Harris	2	FG	23	Chase Claypool	1	TD				
		13	Najee Harris	2	Half	50t	Diontae Johnson	1	TD				
		18	Najee Harris	3	TD	59	Chase Claypool	2	TD				
						22	Diontae Johnson	4	FG				
10/17	Seattle	25	Diontae Johnson	2	TD	23	Diontae Johnson	3	FG	37	Ray-Ray McCloud (KR)	1	Punt
		10	Najee Harris	4	Fumble								
		11	Kalen Ballage	4	Fumble								
		10	Najee Harris	4	FG								
10/31	at Cleveland	10	Ray-Ray McCloud	2	FG	22	Pat Freiermuth	3	TD				
		11	Najee Harris	2	Downs	20	Najee Harris	3	TD				
		16	Chase Claypool	2	Downs	24	Zach Gentry	4	TD				
						50	Diontae Johnson	4	Downs				
11/08	Chicago	12	James Washington	1	TD	26	Chase Claypool	1	TD				
		10t	Najee Harris	1	TD	42	James Washington	3	TD				
		11	Diontae Johnson	3	TD	22	Diontae Johnson	4	FG				
		11	Chase Claypool	3	TD								
		13	Najee Harris	4	FG								
11/14	Detroit	--	--	--	--	--	--	--	--	--	--	--	--
11/21	at L.A. Chargers	--	--	--	--	--	--	--	--	--	--	--	--
11/28	at Cincinnati	--	--	--	--	--	--	--	--	--	--	--	--
12/05	Baltimore	--	--	--	--	--	--	--	--	--	--	--	--
12/09	at Minnesota	--	--	--	--	--	--	--	--	--	--	--	--
12/19	Tennessee	--	--	--	--	--	--	--	--	--	--	--	--
12/26	at Kansas City	--	--	--	--	--	--	--	--	--	--	--	--
01/03	Cleveland	--	--	--	--	--	--	--	--	--	--	--	--
01/09	at Baltimore	--	--	--	--	--	--	--	--	--	--	--	--

\* - result within the same drive

DATE	OPPONENT	RUSHES				RECEPTIONS				RETURNS			
		GAIN	PLAYER	QTR	RESULT	GAIN	PLAYER	QTR	RESULT	GAIN	PLAYER	QTR	RESULT
09/12	at Buffalo	11 15 25	Josh Allen Devin Singletary Devin Singletary	3 4' 4	Downs FG FG	37	Gabriel Davis	2	TD	75	Isaiah McKenzie (KR)	1	FG
09/19	Las Vegas	11 13	Peyton Barber Peyton Barber	4 4	Punt FG	25 23 30 61t 25	Foster Moreau Hunter Renfrow Henry Ruggs III Henry Ruggs III Darren Waller	2 3' 3' 4 4	FG TD TD TD FG				
09/26	Cincinnati	27 11 11	Joe Mixon Joe Mixon Joe Mixon	2 3' 3	Punt FG FG	34t	Ja'Marr Chase	2	TD	30	Brandon Wilson (KR)	4	Punt
10/03	at Green Bay	15 25	Aaron Jones AJ Dillon	2 3	FG TD	21 23t 25 26 28	Davante Adams Randall Cobb Randall Cobb Aaron Jones Allen Lazard	1 2 3' 3' 3	Punt TD FG FG Fumble				
10/10	Denver	49 10 11	Javonte Williams Javonte Williams Teddy Bridgewater	2 4' 4	FG TD TD	25 39t 23 23	Courtland Sutton Courtland Sutton Tim Patrick Kendall Hinton	4 4 4' 4	TD TD INT INT				
10/17	Seattle	11 21 14 26 10	Alex Collins Alex Collins Alex Collins Travis Homer DeeJay Dallas	3' 3' 3' 3' 4	TD TD FG FG Punt	27 41 21	Travis Homer Gerald Everett Tyler Lockett	1 3 5	Punt TD Punt	34 38	DeeJay Dallas (KR) DeeJay Dallas (KR)	2 3	Punt TD
10/31	at Cleveland	14 11 21 10t 12	Nick Chubb D'Ernest Johnson Nick Chubb D'Ernest Johnson Nick Chubb	1 2 3' 3' 4	FG Punt TD TD Downs	21 24	Harrison Bryant David Njoku	3 4	TD Fumble				
11/08	Chicago	21 10 12 15t	David Montgomery David Montgomery David Montgomery Darnell Mooney	1 3 3' 4	INT FG TD TD	25 21 50 20 28 39	Cole Kmet Cole Kmet Marquise Goodwin Darnell Mooney Jimmy Graham Allen Robinson II	2 2 3 3' 4' 4	Punt FG FG TD TD TD	32	Jakeem Grant Sr. (KR)	4	Fumble
11/14	Detroit	--	--	--	--	--	--	--	--	--	--	--	--
11/21	at L.A. Chargers	--	--	--	--	--	--	--	--	--	--	--	--
11/28	at Cincinnati	--	--	--	--	--	--	--	--	--	--	--	--
12/05	Baltimore	--	--	--	--	--	--	--	--	--	--	--	--
12/09	at Minnesota	--	--	--	--	--	--	--	--	--	--	--	--
12/19	Tennessee	--	--	--	--	--	--	--	--	--	--	--	--
12/26	at Kansas City	--	--	--	--	--	--	--	--	--	--	--	--
01/03	Cleveland	--	--	--	--	--	--	--	--	--	--	--	--
01/09	at Baltimore	--	--	--	--	--	--	--	--	--	--	--	--

\* -- result within the same drive



2021 REGULAR SEASON - 30+ YARD KICKOFF/10+ YARD PUNT/10+ YARD BLOCKED KICK RETURNS/20+ YARD INTERCEPTION/10+ YARD FUMBLE													
DATE	OPPONENT	QTR RETURN		STEELERS PLAYER	YDS.	DOWN	RESULT	QTR RETURN		OPP. PLAYER	YDS.	DOWN	RESULT
09/12	at Buffalo			NONE				1	KO	Isaiah McKenzie	75	BUF 35	Punt
09/19	Las Vegas	4	Punt	Ray-Ray McCloud	15	PIT 32	Field Goal	3	Punt	Hunter Renfrow	10	LV 18	Touchdown
								4	Punt	Hunter Renfrow	16	LV 24	Punt
09/26	Cincinnati	1	Punt	Ray-Ray McCloud	14	PIT 20	Punt	1	Punt	Darius Phillips	16	CIN 42	Punt
								4	KO	Brandon Wilson	30	PIT 15	Downs
10/03	at Green Bay	1	KO	Ray-Ray McCloud	38	50	Field Goal			NONE			
		3	KO	Ray-Ray McCloud	40	GB 33	Fumble						
		4	Punt	Ray-Ray McCloud	14	PIT 29	Interception						
10/10	Denver			NONE				1	FUM	Alexander Johnson	10	PIT 29	Field Goal
								2	Punt	Diontae Spencer	13	DEN 40	Field Goal
								4	Punt	Diontae Spencer	13	DEN 28	Touchdown
10/17	Seattle	1	KO	Ray-Ray McCloud	37	SEA 10	Punt	1	Punt	Freddie Swain	14	SEA 21	Punt
		4	Punt	Ray-Ray McCloud	14	PIT 26	Field Goal	2	KO	DeeJay Dallas	34	PIT 16	Touchdown
								3	KO	DeeJay Dallas	38	SEA 35	Punt
10/31	at Cleveland	2	Punt	Ray-Ray McCloud	10	PIT 37	Downs			NONE			
		2	Punt	Ray-Ray McCloud	19	PIT 35	End Half						
11/08	Chicago	1	Punt	Ray-Ray McCloud	14	PIT 41	Touchdown	4	KO	Jakeem Grant Sr.	32	CHI 42	Punt
								4	FUM	DeAndre Houston-Carson	25T	CHI 35	Field Goal
11/14		--	--	--	--	--	--	--	--	--	--	--	--
11/21		--	--	--	--	--	--	--	--	--	--	--	--
11/28		--	--	--	--	--	--	--	--	--	--	--	--
12/05		--	--	--	--	--	--	--	--	--	--	--	--
12/09		--	--	--	--	--	--	--	--	--	--	--	--
12/19		--	--	--	--	--	--	--	--	--	--	--	--
12/26		--	--	--	--	--	--	--	--	--	--	--	--
01/03		--	--	--	--	--	--	--	--	--	--	--	--
01/09		--	--	--	--	--	--	--	--	--	--	--	--
TOTALS		10 - 215 (21.5), 0 TDS					13 - 326 (25.1), 1 TDS						

2021 REGULAR SEASON PITTSBURGH STEELERS DEFENSIVE SUMMARIES  
(THROUGH WEEK 9)

SEPTEMBER 12, 2021  
STEELERS @ BUFFALO BILLS  
W 23-16

TOP TACKLERS		SACKS		INTS		FORCED FUMBLES		RECOVERED FUMBLES	
PLAYER	NO.	PLAYER	NO.	PLAYER	NO.	PLAYER	NO.	PLAYER	NO.
D. Bush	10	T. Watt	2.0			D. Bush	1	C. Heyward	1
M. Fitzpatrick	10	C. Heyward	1.0			J. Haden	1		
J. Pierre	6					C. Heyward	1		
J. Schobert	6					T. Watt	1		
T. Alualu	5								
T. Edmunds	5								
J. Haden	5								
T. Norwood	5								
C. Sutton	5								
C. Heyward	4								
A. Highsmith	4								
T. Watt	3								
A. Maulet	2								
I. Buggs	1								
C. Davis	1								
M. Ingram III	1								
C. Wormley	1								

SEPTEMBER 19, 2021  
STEELERS VS. LAS VEGAS RAIDERS  
L 26-17

TOP TACKLERS		SACKS		INTS		FORCED FUMBLES		RECOVERED FUMBLES	
PLAYER	NO.	PLAYER	NO.	PLAYER	NO.	PLAYER	NO.	PLAYER	NO.
J. Schobert	10	M. Ingram III	1.0			T. Watt	1		
R. Spillane	10	T. Watt	1.0						
C. Heyward	7								
T. Edmunds	6								
M. Fitzpatrick	6								
J. Pierre	6								
A. Highsmith	4								
M. Ingram III	4								
T. Watt	4								
C. Sutton	3								
J. Jones	1								
J. Layne	1								
I. Loudermilk	1								
T. Norwood	1								
C. Wormley	1								

SEPTEMBER 26, 2021  
STEELERS VS. CINCINNATI BENGALS  
L 24-10

TOP TACKLERS		SACKS		INTS		FORCED FUMBLES		RECOVERED FUMBLES	
PLAYER	NO.	PLAYER	NO.	PLAYER	NO.	PLAYER	NO.	PLAYER	NO.
T. Edmunds	5			T. Edmunds	1				
C. Heyward	5								
J. Schobert	5								
M. Fitzpatrick	4								
C. Wormley	4								
I. Buggs	3								
M. Ingram III	3								
T. Norwood	3								
D. Bush	2								
J. Haden	2								
A. Maulet	2								
C. Sutton	2								
D. Tuszka	2								
I. Loudermilk	1								

OCTOBER 3, 2021  
STEELERS @ GREEN BAY PACKERS  
L 27-17

TOP TACKLERS		SACKS		INTS		FORCED FUMBLES		RECOVERED FUMBLES	
PLAYER	NO.	PLAYER	NO.	PLAYER	NO.	PLAYER	NO.	PLAYER	NO.
M. Fitzpatrick	8	T. Watt	2.0			C. Wormley	1	T. Watt	1
C. Heyward	8	D. Bush	1.0						
J. Schobert	8								
T. Edmunds	7								
D. Bush	6								
J. Haden	5								
A. Highsmith	5								
A. Maulet	4								
T. Watt	4								
C. Wormley	4								
I. Buggs	2								
M. Ingram III	1								
H. Mondeaux	1								
J. Pierre	1								
C. Sutton	1								

OCTOBER 10, 2021  
STEELERS VS. DENVER BRONCOS  
W 27-19

TOP TACKLERS		SACKS		INTS		FORCED FUMBLES		RECOVERED FUMBLES	
PLAYER	NO.	PLAYER	NO.	PLAYER	NO.	PLAYER	NO.	PLAYER	NO.
M. Fitzpatrick	10	D. Bush	1.0	J. Pierre	1				
T. Edmunds	7	H. Mondeaux	1.0						
J. Pierre	6								
J. Haden	5								
J. Schobert	5								
C. Heyward	3								
T. Watt	3								
A. Maulet	2								
T. Norwood	2								
R. Spillane	2								
I. Buggs	1								
D. Bush	1								
A. Highsmith	1								
M. Ingram III	1								
H. Mondeaux	1								
C. Wormley	1								

OCTOBER 17, 2021  
STEELERS VS. SEATTLE SEAHAWKS  
W 23-20 (OT)

TOP TACKLERS		SACKS		INTS		FORCED FUMBLES		RECOVERED FUMBLES	
PLAYER	NO.	PLAYER	NO.	PLAYER	NO.	PLAYER	NO.	PLAYER	NO.
M. Fitzpatrick	9	T. Watt	2.0			M. Fitzpatrick	1	D. Bush	1
C. Heyward	9	A. Highsmith	1.5			J. Pierre	1		
A. Highsmith	7	C. Heyward	1.0			T. Watt	1		
T. Watt	7	C. Wormley	0.5						
D. Bush	6								
C. Wormley	5								
T. Edmunds	3								
J. Haden	3								
A. Maulet	3								
T. Norwood	3								
J. Pierre	3								
C. Sutton	3								
J. Schobert	2								
R. Spillane	2								
I. Buggs	1								
I. Loudermilk	1								

OCTOBER 31, 2021  
STEELERS @ CLEVELAND BROWNS  
W 15-10

TOP TACKLERS		SACKS		INTS		FORCED FUMBLES		RECOVERED FUMBLES	
PLAYER	NO.	PLAYER	NO.	PLAYER	NO.	PLAYER	NO.	PLAYER	NO.
J. Schobert	9	T. Watt	1.5			J. Schobert	1	T. Watt	1
T. Watt	6	I. Loudermilk	1.0						
D. Bush	5	C. Wormley	1.0						
T. Edmunds	5	C. Heyward	0.5						
M. Fitzpatrick	4								
C. Heyward	4								
A. Highsmith	4								
A. Maulet	4								
C. Wormley	4								
C. Sutton	3								
J. Haden	2								
I. Loudermilk	2								
T. Norwood	2								
I. Buggs	1								
H. Mondeaux	1								
R. Spillane	1								
D. Tuszka	1								

NOVEMBER 8, 2021  
STEELERS VS. CHICAGO BEARS  
W 29-27

TOP TACKLERS		SACKS		INTS		FORCED FUMBLES		RECOVERED FUMBLES	
PLAYER	NO.	PLAYER	NO.	PLAYER	NO.	PLAYER	NO.	PLAYER	NO.
M. Fitzpatrick	8	T. Watt	3.0	C. Heyward	1				
T. Watt	7								
J. Schobert	5								
T. Edmunds	4								
A. Maulet	4								
D. Bush	3								
T. Charlton	3								
A. Highsmith	3								
C. Sutton	3								
I. Buggs	2								
C. Heyward	2								
H. Mondeaux	2								
J. Haden	1								
T. Norwood	1								
J. Pierre	1								
C. Wormley	1								

(AS OF NOV 9, 2021, 11:06 AM PST)											2021 : REGULAR SEASON						
DATE	OPPONENT	TT	SOLO	ASST	SACKS	SACK YDS	INTS	INT YDS	PD	DTD	DS	TFL	QBH	FF	FR		
9/12	at Buffalo	74	49	25	3	16.0	0	0.0	6	1	0	5	8	4	1		
9/19	Las Vegas	65	45	20	2	9.0	0	0.0	4	0	0	6	5	1	0		
9/26	Cincinnati	43	25	18	0	0.0	1	15.0	2	0	0	2	0	0	0		
10/3	at Green Bay	65	44	21	3	12.0	0	0.0	4	0	0	7	7	1	1		
10/10	Denver	51	34	17	2	20.0	1	0.0	7	0	0	4	5	0	0		
10/17	Seattle	67	43	24	5	44.0	0	0.0	5	0	0	10	8	3	1		
10/31	at Cleveland	58	39	19	4	15.0	0	0.0	2	0	0	4	6	1	1		
11/8	Chicago	50	35	15	3	13.0	1	0.0	4	0	0	3	8	0	0		
11/14	Detroit	--	--	--	--	--	--	--	--	--	--	--	--	--	--		
11/21	at L.A. Chargers	--	--	--	--	--	--	--	--	--	--	--	--	--	--		
11/28	at Cincinnati	--	--	--	--	--	--	--	--	--	--	--	--	--	--		
12/5	Baltimore	--	--	--	--	--	--	--	--	--	--	--	--	--	--		
12/9	at Minnesota	--	--	--	--	--	--	--	--	--	--	--	--	--	--		
12/19	Tennessee	--	--	--	--	--	--	--	--	--	--	--	--	--	--		
12/26	at Kansas City	--	--	--	--	--	--	--	--	--	--	--	--	--	--		
1/3	Cleveland	--	--	--	--	--	--	--	--	--	--	--	--	--	--		
1/9	at Baltimore	--	--	--	--	--	--	--	--	--	--	--	--	--	--		

AMERICAN FOOTBALL CONFERENCE						
	OFFENSE			DEFENSE		
	TOTAL	RUSH	PASS	TOTAL	RUSH	PASS
Baltimore Ravens .....	2	2	7	7	2	11
Buffalo Bills .....	8	8	5	*1	*1	*1
Cincinnati Bengals .....	5	10	3	10	8	13
Cleveland Browns .....	3	*1	12	3	3	6
Denver Broncos .....	9	5	9	6	6	5
Houston Texans .....	16	14	15	15	15	10
Indianapolis Colts .....	4	4	8	13	9	14
Jacksonville Jaguars .....	13	9	16	8	4	8
Kansas City Chiefs .....	*1	6	*1	14	14	12
Las Vegas Raiders .....	7	12	2	2	13	3
Los Angeles Chargers .....	11	11	4	5	16	2
Miami Dolphins .....	12	15	11	16	11	16
New England Patriots .....	10	7	6	9	10	7
New York Jets .....	14	16	10	11	12	9
<b>Pittsburgh Steelers .....</b>	<b>15</b>	<b>13</b>	<b>14</b>	<b>4</b>	<b>5</b>	<b>4</b>
Tennessee Titans .....	6	3	13	12	7	15

NATIONAL FOOTBALL CONFERENCE						
	OFFENSE			DEFENSE		
	TOTAL	RUSH	PASS	TOTAL	RUSH	PASS
Arizona Cardinals .....	2	3	3	6	8	3
Atlanta Falcons .....	12	16	7	5	6	5
Carolina Panthers .....	10	6	11	*1	9	*1
Chicago Bears .....	14	*1 T	16	13	16	8
Dallas Cowboys .....	3	4	4	8	3	11
Detroit Lions .....	13	15	13	9	12	6
Green Bay Packers .....	8	7	9	7	7	4
Los Angeles Rams .....	*1	10	*1	12	5	14
Minnesota Vikings .....	6	5	6	10	14	7
New Orleans Saints .....	15	8	15	4	*1	12
New York Giants .....	7	12	5	16	15	15
Philadelphia Eagles .....	5	*1 T	10	14	13	10
San Francisco 49ers .....	9	11	8	3	11	2
Seattle Seahawks .....	16	13	14	15	10	13
Tampa Bay Buccaneers .....	4	14	2	2	2	9
Washington Football Team .....	11	9	12	11	4	16

NATIONAL FOOTBALL LEAGUE						
	OFFENSE			DEFENSE		
	TOTAL	RUSH	PASS	TOTAL	RUSH	PASS
Arizona Cardinals .....	2	7	5	11	19	6
Atlanta Falcons .....	23	31	16	10	16	8
Baltimore Ravens .....	5	2	12	15	4	26
Buffalo Bills .....	12	16	9	*1	3	*1
Carolina Panthers .....	21	12	25	2	20	3
Chicago Bears .....	29	5 T	32	22	30	14
Cincinnati Bengals .....	9	21	6	25	13	29
Cleveland Browns .....	6	*1	21	7	5	13
Dallas Cowboys .....	4	8	7	14	6	18
Denver Broncos .....	14	9	14	13	10	12
Detroit Lions .....	28	26	28	17	25	9
Green Bay Packers .....	19	13	18	T	17	7
Houston Texans .....	30	29	27	31	31	24
Indianapolis Colts .....	8	4	13	28	14	30
Jacksonville Jaguars .....	25	20	29	16	8	19
Kansas City Chiefs .....	3	10	3	30	28	28
Las Vegas Raiders .....	11	27	4	5	24	5
Los Angeles Chargers .....	17	24	8	9	32	2
Los Angeles Rams .....	*1	18	*1	21	11	23
Miami Dolphins .....	24	30	20	32	18	32
Minnesota Vikings .....	16	11	15	19	27	11
New England Patriots .....	15	15	10	18	15	16
New Orleans Saints .....	31	14	31	6	*1	20
New York Giants .....	18	22	11	29	29	25
New York Jets .....	26	32	18	T	26	23
Philadelphia Eagles .....	13	5 T	23	T	23	26
<b>Pittsburgh Steelers .....</b>	<b>27</b>	<b>28</b>	<b>23</b>	<b>T</b>	<b>8</b>	<b>9</b>
San Francisco 49ers .....	20	19	17	4	22	4
Seattle Seahawks .....	32	23	30	24	21	21
Tampa Bay Buccaneers .....	7	25	2	3	2	15
Tennessee Titans .....	10	3	22	27	12	31
Washington Football Team .....	22	17	26	20	7	27

\* = NFL leader | T = Tied for position

2021 REGULAR SEASON																			
NFL										AFC									
		OFFENSE				DEFENSE						OFFENSE				DEFENSE			
DATE	OPPONENT	TOTAL	RUSH	PASS	*POINTS SCORED	TOTAL	RUSH	PASS	*POINTS SCORED	DATE	OPPONENT	TOTAL	RUSH	PASS	*POINTS SCORED	TOTAL	RUSH	PASS	*POINTS SCORED
09/12	at Buffalo	T-29	23	28	18	13	18	T-14	T-7	09/12	at Buffalo	T-14	13	15	8	5	9	T-6	T-2
09/19	Las Vegas	28	32	18	T-24	22	10	29	9	09/19	Las Vegas	15	16	8	T-11	12	5	15	5
09/26	Cincinnati	25	32	13	28	13	10	20	12	09/26	Cincinnati	13	16	6	14	7	6	12	7
10/03	at Green Bay	27	32	16	T-28	16	11	19	13	10/03	at Green Bay	13	16	6	T-13	9	7	11	8
10/10	Denver	27	31	19	27	16	9	19	10	10/10	Denver	13	15	7	12	7	5	10	5
10/17	Seattle	25	29	17	25	12	T-9	15	12	10/17	Seattle	12	13	8	12	5	T-6	7	7
[bye]	-	27	29	15	26	13	12	15	12	[bye]	-	13	13	8	12	6	8	7	6
10/31	at Cleveland	24	28	16	26	11	12	13	7	10/31	at Cleveland	13	12	8	12	4	7	6	4
11/08	Chicago	25	28	17	23	14	15	15	T-8	11/08	Chicago	14	13	9	12	6	10	7	4
11/14	Detroit	--	--	--	--	--	--	--	--	11/14	Detroit	--	--	--	--	--	--	--	--
11/21	@ L.A. Chargers	--	--	--	--	--	--	--	--	11/21	@ L.A. Chargers	--	--	--	--	--	--	--	--
11/28	@ Cincinnati	--	--	--	--	--	--	--	--	11/28	@ Cincinnati	--	--	--	--	--	--	--	--
12/05	Baltimore	--	--	--	--	--	--	--	--	12/05	Baltimore	--	--	--	--	--	--	--	--
12/09	@ Minnesota	--	--	--	--	--	--	--	--	12/09	@ Minnesota	--	--	--	--	--	--	--	--
12/19	Tennessee	--	--	--	--	--	--	--	--	12/19	Tennessee	--	--	--	--	--	--	--	--
12/26	@ Kansas City	--	--	--	--	--	--	--	--	12/26	@ Kansas City	--	--	--	--	--	--	--	--
01/03	Cleveland	--	--	--	--	--	--	--	--	01/03	Cleveland	--	--	--	--	--	--	--	--
01/09	@ Baltimore	--	--	--	--	--	--	--	--	01/09	@ Baltimore	--	--	--	--	--	--	--	--

\*Points per game


 2021 PITTSBURGH STEELERS
 155
GAME-BY-GAME OFFENSE

2021 REGULAR SEASON STEELERS GAME-BY-GAME DEFENSE																	
	09/12	09/19	09/26	10/03	10/10	10/17	10/31	11/08	11/14	11/21	11/28	12/05	12/09	12/19	12/26	01/03	01/09
	@ BUF	LV	CIN	@ GB	DEN	SEA	@ CLE	CHI	DET	@ LAC	@ CIN	BAL	@ MIN	TEN	KC	CLE	@ BAL
FIRST DOWNS																	Totals
Total	22	22	12	23	17	18	19	20									153
Rushing	8	4	4	9	3	8	7	7									50
Passing	13	17	7	13	14	9	10	11									94
Penalty	1	1	1	1	0	1	2	2									9
THIRD DOWNS																	
Attempts	18	13	9	15	12	12	10	12									101
Converted	8	5	3	9	2	3	3	4									37
Percentage	44.4%	38.5%	33.3%	60.0%	16.7%	25.0%	30.0%	33.3%									36.6%
FOURTH DOWNS																	
Attempts	3	1	0	1	4	0	2	0									11
Converted	1	1	0	0	3	0	0	0									5
Percentage	33.3%	100.0%	0	0.0%	75.0%	0	0.0%	0									45.5%
TOT. OFFENSE																	
Net Yards	371	425	268	367	374	309	306	414									2,834
Plays	79	64	42	72	58	64	58	58									495
Avg./Play	4.7	6.6	6.4	5.1	6.4	4.8	5.3	7.1									5.7
RUSHING																	
Net Yards	117	52	96	131	106	144	96	136									878
Rush. Att.	25	25	24	33	18	27	23	26									201
Avg./Att.	4.7	2.1	4.0	4.0	5.9	5.3	4.2	5.2									4.4
PASSING																	
Net Yards	254	373	172	236	268	165	210	278									1,956
Attempts	51	37	18	36	38	32	31	29									272
Completions	30	28	14	20	24	23	20	17									176
Intercepted	0	0	1	0	1	0	0	1									3
Gross Yards	270	382	172	248	288	209	225	291									2,085
Sacked	3.0	2.0	0.0	3.0	2.0	5.0	4.0	3.0									22.0
Yards Lost	16	9	0	12	20	44	15	13									129
ADVANCES																	
Rushes	25	25	24	33	18	27	23	26									201
Completions	30	28	14	20	24	23	20	17									176
Totals	55	53	38	53	42	50	43	43									377
Total Drives	11	10	12	11	9	14	9	12									88
PENALTIES																	
Number	8	5	10	3	7	6	5	12									56
Yards	81	40	89	25	67	45	30	115									492
FUMBLES																	
Number	4	2	0	1	0	3	1	1									12
Lost	1	0	0	1	0	1	1	1									5
PUNTING																	
Yards	137	190	241	138	176	364	197	234									1,677
Punts	4	4	5	3	4	8	4	5									37
Net Avg.	22.4	37.3	45.4	41.3	44.0	36.9	42.0	41.2									39.4
Gross Avg.	34.3	47.5	48.2	46.0	44.0	45.5	49.3	46.8									45.3
SCORING																	
Points	16	26	24	27	19	20	10	27									169
Q1	3	3	7	0	3	0	3	0									19
Q2	7	6	7	17	3	0	0	3									43
Q3	0	7	10	10	0	14	7	3									51
Q4	6	10	0	0	13	6	0	21									56
OT	0	0	0	0	0	0	0	0									0
TD Rushing	0	0	0	1	0	1	1	1									4
TD Passing	1	2	3	2	2	1	0	1									12
TD KO Returns	0	0	0	0	0	0	0	0									0
TD Punt Returns	0	0	0	0	0	0	0	0									0
TD Sp. Teams	0	0	0	0	0	0	0	1									1
TD Def. Returns	0	0	0	0	0	0	0	0									0
FG Attempts	3	4	1	2	2	2	1	3									18
FG Made	3	4	1	2	2	2	1	2									17
Safety	0	0	0	0	0	0	0	0									0
2-Pt Attempts	0	0	0	0	1	0	0	0									1
2-Pt Made	0	0	0	0	0	0	0	0									0
Time of Possession	33:17	34:22	24:38	34:41	26:58	29:37	28:15	25:55									237:43



## 2021 REGULAR SEASON - DEFENSIVE TAKEAWAYS

DATE	OPPONENT	TAKEAWAY	QTR.	SCORE	YD-LINE	RESULT
09/12	at Buffalo	C. Heyward FR (T. Watt FF)	2	0-3	PIT-45	Punt
09/19	Las Vegas	None				
09/26	Cincinnati	T. Edmunds INT (J. Burrow)	1	0-0	PIT-29	INT
10/03	at Green Bay	T. Watt FR (C. Wormley FF)	3	10-27	PIT-35	Punt
10/10	Denver	J. Pierre INT (T. Bridgewater: touchback)	4	27-19	PIT-(-8)	EOG
10/17	Seattle	D. Bush FR (T. Watt FF)	5	20-20	SEA-16	FG
10/31	at Cleveland	T. Watt FR (J. Schobert FF)	4	15-10	PIT-20	Punt
11/08	Chicago	C. Heyward INT (J. Fields)	1	7-0	CHI-36	TD
11/14	Detroit	--	--	--	--	--
11/21	at L.A. Chargers	--	--	--	--	--
11/28	at Cincinnati	--	--	--	--	--
12/05	Baltimore	--	--	--	--	--
12/09	at Minnesota	--	--	--	--	--
12/19	Tennessee	--	--	--	--	--
12/26	at Kansas City	--	--	--	--	--
01/03	Cleveland	--	--	--	--	--
01/09	at Baltimore	--	--	--	--	--

## 2021 REGULAR SEASON - OFFENSIVE GIVEAWAYS

DATE	OPPONENT	TAKEAWAY	QTR.	SCORE	YD-LINE	RESULT
09/12	at Buffalo	None				
09/19	Las Vegas	B. Roethlisberger INT (T. Mullen Jr.)	1	0-0	LV-43	FG
09/26	Cincinnati	B. Roethlisberger INT (L. Wilson)	1	0-0	PIT-42	TD
		B. Roethlisberger INT (L. Wilson)	3	7-17	PIT-32	TD
10/03	at Green Bay	B. Roethlisberger fumble (K. Keke FF; K. Clark FR)	2	7-7	PIT-23	TD
		B. Roethlisberger INT (E. Stokes)	4	17-27	GB-42	EOG
10/10	Denver	B. Roethlisberger fumble (M. Reed FF; A. Johnson FR)	1	7-0	PIT-39	FG
10/17	Seattle	B. Roethlisberger fumble (K. Hyder Jr. FR)	4	17-17	PIT-35	Punt
10/31	at Cleveland	None				
11/08	Chicago	None				
11/14	Detroit	--	--	--	--	--
11/21	at L.A. Chargers	--	--	--	--	--
11/28	at Cincinnati	--	--	--	--	--
12/05	Baltimore	--	--	--	--	--
12/09	at Minnesota	--	--	--	--	--
12/19	Tennessee	--	--	--	--	--
12/26	at Kansas City	--	--	--	--	--
01/03	Cleveland	--	--	--	--	--
01/09	at Baltimore	--	--	--	--	--

## 2021 REGULAR SEASON - SPECIAL TEAMS/MISC TAKEAWAYS

DATE	OPPONENT	TAKEAWAY	QTR.	SCORE	YD-LINE	RESULT
11/08	Chicago	C. Boswell FR (J. Pierre FF)	4	23-13	CHI-42	Punt

## 2021 REGULAR SEASON - SPECIAL TEAMS/MISC GIVEAWAYS

DATE	OPPONENT	TAKEAWAY	QTR.	SCORE	YD-LINE	RESULT
11/08	Chicago	R. McCloud fumble (J. Iyegbuniwe FF; D. Houston-Carson FR)	4	23-20	PIT-25	TD

## 2021 REGULAR SEASON - TURNOVERS

<b>Offense:</b>	7 Giveaways 27 Points (3 TD, 2 FG)	<b>Ratio</b> 0 (8 takes, 8 gives)
<b>Defense:</b>	7 Takeaways 10 Points (1 TD, 1 FG)	
<b>Special Teams:</b>	1 Giveaway 7 Points (1 TD, 0 FG) 1 Takeaway 0 Points (0 TD, 0 FG)	<b>Points Off Turnovers Ratio</b> -24 (10 scored, 34 allowed)

		FORCED TURNOVERS			TURNOVERS CONVERTED					OUTCOME	
DATE	OPPONENT	FUM	INTS	TOTAL	TD	FG	PTS.	PTS. PCT.	TD PCT.	NET DIFF.	RESULT
09/12	Pittsburgh	1	0	1	0	0	0	0.0	0.0	+1	W
	at Buffalo	0	0	0	0	0	0	0.0	0.0	-1	L
09/19	Pittsburgh	0	0	0	0	0	0	0.0	0.0	-1	L
	Las Vegas	0	1	1	0	1	3	100.0	0.0	+1	W
09/26	Pittsburgh	0	1	1	0	0	0	0.0	0.0	-1	L
	Cincinnati	0	2	2	2	0	14	100.0	100.0	+1	W
10/03	Pittsburgh	1	0	1	0	0	0	0.0	0.0	-1	L
	at Green Bay	1	1	2	1	0	7	50.0	100.0	+1	W
10/10	Pittsburgh	0	1	1	0	0	0	0.0	0.0	0	W
	Denver	1	0	1	0	1	3	100.0	0.0	0	L
10/17	Pittsburgh	1	0	1	0	1	3	100.0	0.0	0	W
	Seattle	1	0	1	0	0	0	0.0	0.0	0	L
10/31	Pittsburgh	1	0	1	0	0	0	0.0	0.0	+1	W
	at Cleveland	0	0	0	0	0	0	0.0	0.0	-1	L
11/08	Pittsburgh	1	1	2	1	0	7	50.0	100.0	+1	W
	Chicago	1	0	1	1	0	7	100.0	100.0	-1	L
11/14	Detroit	--	--	--	--	--	--	--	--	--	--
11/21	at L.A. Chargers	--	--	--	--	--	--	--	--	--	--
11/28	at Cincinnati	--	--	--	--	--	--	--	--	--	--
12/05	Baltimore	--	--	--	--	--	--	--	--	--	--
12/09	at Minnesota	--	--	--	--	--	--	--	--	--	--
12/19	Tennessee	--	--	--	--	--	--	--	--	--	--
12/26	at Kansas City	--	--	--	--	--	--	--	--	--	--
01/03	Cleveland	--	--	--	--	--	--	--	--	--	--
01/09	at Baltimore	--	--	--	--	--	--	--	--	--	--
	STEELERS	5	3	8	1	1	10	25.0	50.0	0	5-3
	OPPONENTS	4	4	8	4	2	34	75.0	66.7	0	3-5

2021 REGULAR SEASON INDIVIDUAL GAME-BY-GAME STATS														
PASSING:		CHRIS BOSWELL												
DATE	OPP.	ATT	CMP	YDS	CMP%	Y/A	Y/C	TD	TD%	INT	INT%	LG	SK/YD	RATE
09/12	at Buffalo	0	0	0	0.0%	0.0	0.0	0	0.0%	0	0.0%	--	0/0	0.0
09/19	Las Vegas	0	0	0	0.0%	0.0	0.0	0	0.0%	0	0.0%	--	0/0	0.0
09/26	Cincinnati	0	0	0	0.0%	0.0	0.0	0	0.0%	0	0.0%	--	0/0	0.0
10/03	at Green Bay	0	0	0	0.0%	0.0	0.0	0	0.0%	0	0.0%	--	0/0	0.0
10/10	Denver	0	0	0	0.0%	0.0	0.0	0	0.0%	0	0.0%	--	0/0	0.0
10/17	Seattle	0	0	0	0.0%	0.0	0.0	0	0.0%	0	0.0%	--	0/0	0.0
10/31	at Cleveland	1	0	0	0.0%	0.0	0.0	0	0.0%	0	0.0%	--	0/0	39.6
11/08	Chicago	0	0	0	0.0%	0.0	0.0	0	0.0%	0	0.0%	--	0/0	0.0
11/14	Detroit													
11/21	at L.A. Chargers													
11/28	at Cincinnati													
12/05	Baltimore													
12/09	at Minnesota													
12/19	Tennessee													
12/26	at Kansas City													
01/03	Cleveland													
01/09	at Baltimore													
TOTALS		1	0	0	0.0%	0.0	0.0	0	0.0%	0	0.0%	0	0/0	39.6

PASSING:		JOSHUA DOBBS												
DATE	OPP.	ATT	CMP	YDS	CMP%	Y/A	Y/C	TD	TD%	INT	INT%	LG	SK/YD	RATE
09/12	at Buffalo													
09/19	Las Vegas													
09/26	Cincinnati													
10/03	at Green Bay													
10/10	Denver													
10/17	Seattle													
10/31	at Cleveland													
11/08	Chicago													
11/14	Detroit													
11/21	at L.A. Chargers													
11/28	at Cincinnati													
12/05	Baltimore													
12/09	at Minnesota													
12/19	Tennessee													
12/26	at Kansas City													
01/03	Cleveland													
01/09	at Baltimore													
TOTALS		0	0	0	0.0%	0.0	0.0	0	0.0%	0	0.0%	--	0/0	0.0

PASSING:		DWAYNE HASKINS												
DATE	OPP.	ATT	CMP	YDS	CMP%	Y/A	Y/C	TD	TD%	INT	INT%	LG	SK/YD	RATE
09/12	at Buffalo													
09/19	Las Vegas													
09/26	Cincinnati													
10/03	at Green Bay													
10/10	Denver													
10/17	Seattle													
10/31	at Cleveland													
11/08	Chicago													
11/14	Detroit													
11/21	at L.A. Chargers													
11/28	at Cincinnati													
12/05	Baltimore													
12/09	at Minnesota													
12/19	Tennessee													
12/26	at Kansas City													
01/03	Cleveland													
01/09	at Baltimore													
TOTALS		0	0	0	0.0%	0.0	0.0	0	0.0%	0	0.0%	--	0/0	0.0

PASSING:		BEN ROETHLISBERGER												
DATE	OPP.	ATT	CMP	YDS	CMP%	Y/A	Y/C	TD	TD%	INT	INT%	LG	SK/YD	RATE
09/12	at Buffalo	32	18	188	56.3%	5.9	10.4	1	3.1%	0	0.0%	24	2/11	83.9
09/19	Las Vegas	40	27	295	67.5%	7.4	10.9	1	2.5%	1	2.5%	52	2/3	87.0
09/26	Cincinnati	58	38	318	65.5%	5.5	8.4	1	1.7%	2	3.4%	29	4/21	70.9
10/03	at Green Bay	40	26	232	65.0%	5.8	8.9	1	2.5%	1	2.5%	45t	2/12	78.3
10/10	Denver	25	15	253	60.0%	10.1	16.9	2	8.0%	0	0.0%	59	1/9	120.9
10/17	Seattle	40	29	229	72.5%	5.7	7.9	1	2.5%	0	0.0%	23	1/3	94.7
10/31	at Cleveland	34	22	266	64.7%	7.8	12.1	1	2.9%	0	0.0%	50	2/11	98.4
11/08	Chicago	30	21	205	70.0%	6.8	9.8	2	6.7%	0	0.0%	42	4/30	111.1
11/14	Detroit													
11/21	at L.A. Chargers													
11/28	at Cincinnati													
12/05	Baltimore													
12/09	at Minnesota													
12/19	Tennessee													
12/26	at Kansas City													
01/03	Cleveland													
01/09	at Baltimore													
TOTALS		299	196	1,986	65.6%	6.6	10.1	10	3.3%	4	1.3%	59	18/100	90.0

PASSING:		MASON RUDOLPH												
DATE	OPP.	ATT	CMP	YDS	CMP%	Y/A	Y/C	TD	TD%	INT	INT%	LG	SK/YD	RATE
09/12	at Buffalo						DID NOT PLAY (NON-INJURY)							
09/19	Las Vegas						DID NOT PLAY (NON-INJURY)							
09/26	Cincinnati						DID NOT PLAY (NON-INJURY)							
10/03	at Green Bay						DID NOT PLAY (NON-INJURY)							
10/10	Denver						DID NOT PLAY (NON-INJURY)							
10/17	Seattle						DID NOT PLAY (NON-INJURY)							
10/31	at Cleveland						DID NOT PLAY (NON-INJURY)							
11/08	Chicago						DID NOT PLAY (NON-INJURY)							
11/14	Detroit													
11/21	at L.A. Chargers													
11/28	at Cincinnati													
12/05	Baltimore													
12/09	at Minnesota													
12/19	Tennessee													
12/26	at Kansas City													
01/03	Cleveland													
01/09	at Baltimore													
TOTALS		0	0	0	0.0%	0.0	0.0	0	0.0%	0	0.0%	--	0/0	0.0

2021 REGULAR SEASON INDIVIDUAL GAME-BY-GAME STATS																
RUSHING:		KALEN BALLAGE					CHASE CLAYPOOL					ERIC EBRON				
DATE	OPP.	NO.	YDS	AVG	LG	TD	NO.	YDS	AVG	LG	TD	NO.	YDS	AVG	LG	TD
09/12	at Buffalo	0	0	0.0	--	0	1	25	25.0	25	0	0	0	0.0	--	0
09/19	Las Vegas	0	0	0.0	--	0	1	-3	-3.0	-3	0	0	0	0.0	--	0
09/26	Cincinnati	0	0	0.0	--	0	0	0	0.0	--	0	0	0	0.0	--	0
10/03	at Green Bay	0	0	0.0	--	0	ON INACTIVE LIST					0	0	0.0	--	0
10/10	Denver	4	0	0.0	3	0	0	0	0.0	--	0	0	0	0.0	--	0
10/17	Seattle	2	15	7.5	11	0	0	0	0.0	--	0	1	1	1.0	1t	1
10/31	at Cleveland	1	-3	-3.0	-3	0	2	16	8.0	16	0	ON INACTIVE LIST				
11/08	Chicago	0	0	0.0	--	0	2	13	6.5	11	0	ON INACTIVE LIST				
11/14	Detroit															
11/21	at L.A. Chargers															
11/28	at Cincinnati															
12/05	Baltimore															
12/09	at Minnesota															
12/19	Tennessee															
12/26	at Kansas City															
01/03	Cleveland															
01/09	at Baltimore															
TOTALS		7	12	1.7	11	0	6	51	8.5	25	0	1	1	1.0	1T	1

RUSHING:		NAJEE HARRIS					DIONTAE JOHNSON					RAY-RAY MCCLLOUD				
DATE	OPP	NO.	YDS	AVG	LG	TD	NO.	YDS	AVG	LG	TD	NO.	YDS	AVG	LG	TD
09/12	at Buffalo	16	45	2.8	18	0	0	0	0.0	--	0	0	0	0.0	--	0
09/19	Las Vegas	10	38	3.8	14	0	0	0	0.0	--	0	0	0	0.0	--	0
09/26	Cincinnati	14	40	2.9	20	0	ON INACTIVE LIST					0	0	0.0	--	0
10/03	at Green Bay	15	62	4.1	11	1	0	0	0.0	--	0	0	0	0.0	--	0
10/10	Denver	23	122	5.3	20	1	0	0	0.0	--	0	0	0	0.0	--	0
10/17	Seattle	24	81	3.4	10	0	1	25	25.0	25	0	0	0	0.0	--	0
10/31	at Cleveland	26	91	3.5	11	1	0	0	0.0	--	0	1	10	10.0	10	0
11/08	Chicago	22	62	2.8	13	1	2	11	5.5	11	0	0	0	0.0	--	0
11/14	Detroit															
11/21	at L.A. Chargers															
11/28	at Cincinnati															
12/05	Baltimore															
12/09	at Minnesota															
12/19	Tennessee															
12/26	at Kansas City															
01/03	Cleveland															
01/09	at Baltimore															
TOTALS		150	541	3.6	20	4	3	36	12.0	25	0	1	10	10.0	10	0

RUSHING:		ANTHONY MCFARLAND JR.					BEN ROETHLISBERGER					JUJU SMITH-SCHUSTER				
DATE	OPP	NO.	YDS	AVG	LG	TD	NO.	YDS	AVG	LG	TD	NO.	YDS	AVG	LG	TD
09/12	at Buffalo	INJURED RESERVE					4	5	1.3	8	0	0	0	0.0	--	0
09/19	Las Vegas	INJURED RESERVE					0	0	0.0	--	0	1	3	3.0	3t	1
09/26	Cincinnati	INJURED RESERVE					1	5	5.0	5	0	0	0	0.0	--	0
10/03	at Green Bay	INJURED RESERVE					0	0	0.0	--	0	0	0	0.0	--	0
10/10	Denver	INJURED RESERVE					1	-1	-1.0	-1	0	2	6	3.0	3	0
10/17	Seattle	INJURED RESERVE - DESIGNATED FOR RETURN					2	-3	-1.5	--	0	INJURED RESERVE				
10/31	at Cleveland	1	1	1.0	1	0	1	0	0.0	--	0	INJURED RESERVE				
11/08	Chicago	ON INACTIVE LIST					2	0	0.0	1	0	INJURED RESERVE				
11/14	Detroit															
11/21	at L.A. Chargers															
11/28	at Cincinnati															
12/05	Baltimore															
12/09	at Minnesota															
12/19	Tennessee															
12/26	at Kansas City															
01/03	Cleveland															
01/09	at Baltimore															
TOTALS		1	1	1.0	1	0	11	6	0.5	8	0	3	9	3.0	3T	1

RUSHING:		BENNY SNELL JR.					JAMES WASHINGTON				
DATE	OPP	NO.	YDS	AVG	LG	TD	NO.	YDS	AVG	LG	TD
09/12	at Buffalo	0	0	0.0	--	0	0	0	0.0	--	0
09/19	Las Vegas	2	1	0.5	1	0	0	0	0.0	--	0
09/26	Cincinnati	0	0	0.0	--	0	0	0	0.0	--	0
10/03	at Green Bay	1	0	0.0	--	0	0	0	0.0	--	0
10/10	Denver	5	20	4.0	9	0	ON INACTIVE LIST				
10/17	Seattle	0	0	0.0	--	0	0	0	0.0	--	0
10/31	at Cleveland	0	0	0.0	--	0	0	0	0.0	--	0
11/08	Chicago	2	6	3.0	5	0	2	13	6.5	12	0
11/14	Detroit										
11/21	at L.A. Chargers										
11/28	at Cincinnati										
12/05	Baltimore										
12/09	at Minnesota										
12/19	Tennessee										
12/26	at Kansas City										
01/03	Cleveland										
01/09	at Baltimore										
TOTALS		10	27	2.7	9	0	2	13	6.5	12	0

2021 REGULAR SEASON INDIVIDUAL GAME-BY-GAME STATS																
RECEIVING:		KALEN BALLAGE					CHASE CLAYPOOL					ERIC EBRON				
DATE	OPP	NO.	YDS	AVG	LG	TD	NO.	YDS	AVG	LG	TD	NO.	YDS	AVG	LG	TD
09/12	at Buffalo	0	0	0.0	--	0	3	45	15.0	22	0	1	19	19.0	19	0
09/19	Las Vegas	0	0	0.0	--	0	3	70	23.3	52	0	0	0	0.0	--	0
09/26	Cincinnati	0	0	0.0	--	0	9	96	10.7	29	0	0	0	0.0	--	0
10/03	at Green Bay	0	0	0.0	--	0	ON INACTIVE LIST					2	8	4.0	4	0
10/10	Denver	0	0	0.0	--	0	5	130	26.0	59	1	2	10	5.0	5	0
10/17	Seattle	0	0	0.0	--	0	2	17	8.5	12	0	2	10	5.0	6	0
10/31	at Cleveland	0	0	0.0	--	0	4	45	11.3	16	0	ON INACTIVE LIST				
11/08	Chicago	1	2	2.0	2	0	3	30	10.0	26	0	ON INACTIVE LIST				
11/14	Detroit															
11/21	at L.A. Chargers															
11/28	at Cincinnati															
12/05	Baltimore															
12/09	at Minnesota															
12/19	Tennessee															
12/26	at Kansas City															
01/03	Cleveland															
01/09	at Baltimore															
TOTALS		1	2	2.0	2	0	29	433	14.9	59	1	7	47	6.7	19	0

RECEIVING:		PAT FREIERMUTH					ZACH GENTRY					NAJEE HARRIS				
DATE	OPP	NO.	YDS	AVG	LG	TD	NO.	YDS	AVG	LG	TD	NO.	YDS	AVG	LG	TD
09/12	at Buffalo	1	24	24.0	24	0	1	-2	-2.0	-2	0	1	4	4.0	4	0
09/19	Las Vegas	4	36	9.0	14	0	0	0	0.0	--	0	5	43	8.6	25t	1
09/26	Cincinnati	3	22	7.3	15	1	0	0	0.0	--	0	14	102	7.3	21	0
10/03	at Green Bay	1	11	11.0	11	0	1	10	10.0	10	0	6	29	4.8	9	0
10/10	Denver	2	7	3.5	4	0	1	13	13.0	13	0	2	20	10.0	14	0
10/17	Seattle	7	58	8.3	12	0	0	0	0.0	--	0	6	46	7.7	12	1
10/31	at Cleveland	4	44	11.0	22	1	3	39	13.0	24	0	3	29	9.7	20	0
11/08	Chicago	5	43	8.6	13	2	0	0	0.0	--	0	3	16	5.3	9	0
11/14	Detroit															
11/21	at L.A. Chargers															
11/28	at Cincinnati															
12/05	Baltimore															
12/09	at Minnesota															
12/19	Tennessee															
12/26	at Kansas City															
01/03	Cleveland															
01/09	at Baltimore															
TOTALS		27	245	9.1	24	4	6	60	10.0	24	0	40	289	7.2	25T	2

RECEIVING:		DIONTAE JOHNSON					RAY-RAY MCCLOUD					JUJU SMITH-SCHUSTER				
DATE	OPP	NO.	YDS	AVG	LG	TD	NO.	YDS	AVG	LG	TD	NO.	YDS	AVG	LG	TD
09/12	at Buffalo	5	36	7.2	14	1	0	0	0.0	--	0	4	52	13.0	24	0
09/19	Las Vegas	9	105	11.7	41	0	0	0	0.0	--	0	6	41	6.8	17	0
09/26	Cincinnati	ON INACTIVE LIST					3	33	11.0	24	0	3	25	8.3	16	0
10/03	at Green Bay	9	92	10.2	45t	1	1	2	2.0	2	0	2	11	5.5	9	0
10/10	Denver	2	72	36.0	50t	1	1	1	1.0	1	0	0	0	0.0	--	0
10/17	Seattle	9	71	7.9	23	0	2	18	9.0	15	0	INJURED RESERVE				
10/31	at Cleveland	6	98	16.3	50	0	0	0	0.0	--	0	INJURED RESERVE				
11/08	Chicago	5	56	11.2	22	0	1	12	12.0	12	0	INJURED RESERVE				
11/14	Detroit															
11/21	at L.A. Chargers															
11/28	at Cincinnati															
12/05	Baltimore															
12/09	at Minnesota															
12/19	Tennessee															
12/26	at Kansas City															
01/03	Cleveland															
01/09	at Baltimore															
TOTALS		45	530	11.8	50T	3	8	66	8.3	24	0	15	129	8.6	24	0

RECEIVING:		BENNY SNELL JR.					JAMES WASHINGTON					DEREK WATT				
DATE	OPP	NO.	YDS	AVG	LG	TD	NO.	YDS	AVG	LG	TD	NO.	YDS	AVG	LG	TD
09/12	at Buffalo	0	0	0.0	--	0	2	10	5.0	9	0	0	0	0.0	--	0
09/19	Las Vegas	0	0	0.0	--	0	0	0	0.0	--	0	0	0	0.0	--	0
09/26	Cincinnati	0	0	0.0	--	0	3	20	6.7	8	0	1	3	3.0	3	0
10/03	at Green Bay	0	0	0.0	--	0	4	69	17.3	30	0	0	0	0.0	--	0
10/10	Denver	0	0	0.0	--	0	ON INACTIVE LIST					0	0	0.0	--	0
10/17	Seattle	0	0	0.0	--	0	1	9	9.0	9	0	0	0	0.0	--	0
10/31	at Cleveland	1	7	7.0	7	0	1	4	4.0	4	0	0	0	0.0	--	0
11/08	Chicago	0	0	0.0	--	0	1	42	42.0	42	0	1	3	3.0	3	0
11/14	Detroit															
11/21	at L.A. Chargers															
11/28	at Cincinnati															
12/05	Baltimore															
12/09	at Minnesota															
12/19	Tennessee															
12/26	at Kansas City															
01/03	Cleveland															
01/09	at Baltimore															
TOTALS		1	7	7.0	7	0	12	154	12.8	42	0	2	6	3.0	3	0

RECEIVING:		CODY WHITE				
DATE	OPP.	NO.	YDS	AVG	LG	TD
09/12	at Buffalo	PRACTICE SQUAD				
09/19	Las Vegas	PRACTICE SQUAD				
09/26	Cincinnati	2	17	8.5	11	0
10/03	at Green Bay	0	0	0.0	--	0
10/10	Denver	0	0	0.0	--	0
10/17	Seattle	0	0	0.0	--	0
10/31	at Cleveland	0	0	0.0	--	0
11/08	Chicago	0	0	0.0	--	0
11/14	Detroit					
11/21	at L. A. Chargers					
11/28	at Cincinnati					
12/05	Baltimore					
12/09	at Minnesota					
12/19	Tennessee					
12/26	at Kansas City					
01/03	Cleveland					
01/09	at Baltimore					
TOTALS		2	17	8.5	11	0

2021 REGULAR SEASON INDIVIDUAL DEFENSIVE GAME-BY-GAME STATS																																												
		TYSON AUALU												ISAIAH BUGGS										DEVIN BUSH																				
DATE	OPP.	S	A	TK	TFL	TFLY	SK	SKY	INT	FR	FF	PR	PD	S	A	TK	TFL	TFLY	SK	SKY	INT	FR	FF	PR	PD	S	A	TK	TFL	TFLY	SK	SKY	INT	FR	FF	PR	PD							
09/12	at Buffalo	2	3	5	0	0	0.0	0.0	0	0	0	1	0	0	1	1	0	0	0.0	0.0	0	0	0	0	0	0	6	4	10	0	0	0.0	0.0	0	0	1	0	0						
09/19	Las Vegas	INJURED RESERVE												0	0	0	0	0	0.0	0	0	0	0	0	0	ON INACTIVE LIST																		
09/26	Cincinnati	INJURED RESERVE												1	2	3	0	0	0.0	0	0	0	0	0	0	0	2	2	0	0	0.0	0.0	0	0	0	0	0	0	0	0	0	0		
10/03	at Green Bay	INJURED RESERVE												1	1	2	1	1	0.0	0	0	0	0	0	0	5	1	6	1	6	1.0	6.0	0	0	0	0	0	2	0	0	0	0		
10/10	Denver	INJURED RESERVE												0	1	1	0	0	0.0	0	0	0	0	0	0	1	0	1	1	12	1.0	12.0	0	0	0	0	0	2	0	0	0	0		
10/17	Seattle	INJURED RESERVE												1	0	1	1	1	0.0	0	0	0	0	0	0	3	3	6	0	0	0.0	0.0	0	1	0	0	0	0	0	0	0	0	0	
10/31	at Cleveland	INJURED RESERVE												0	1	1	0	0	0.0	0	0	0	0	0	0	3	2	5	0	0	0.0	0.0	0	0	0	0	0	0	0	0	0	0	0	0
11/08	Chicago	INJURED RESERVE												0	2	2	0	0	0.0	0.0	0	0	0	0	0	2	1	3	0	0	0.0	0.0	0	0	0	0	0	0	1	0	0	0	0	
11/14	Detroit																																											
11/21	at L.A. Chargers																																											
11/28	at Cincinnati																																											
12/05	Baltimore																																											
12/09	at Minnesota																																											
12/19	Tennessee																																											
12/26	at Kansas City																																											
01/03	Cleveland																																											
01/09	at Baltimore																																											
TOTALS		2	3	5	0	0	0.0	0.0	0	0	0	1	0	3	8	11	2	2	0.0	0.0	0	0	0	0	0	20	13	33	2	18	2.0	18.0	0	1	1	4	1							

		CARLOS DAVIS												TERRELL EDMUNDS												MINKAH FITZPATRICK																						
DATE	OPP.	S	A	TK	TFL	TFLY	SK	SKY	INT	FR	FF	PR	PD	S	A	TK	TFL	TFLY	SK	SKY	INT	FR	FF	PR	PD	S	A	TK	TFL	TFLY	SK	SKY	INT	FR	FF	PR	PD											
09/12	at Buffalo	1	0	1	0	0	0	0.0	0.0	0	0	0	0	4	1	5	0	0	0.0	0.0	0	0	0	0	0	6	4	10	0	0	0.0	0.0	0	0	0	0	0	0										
09/19	Las Vegas	ON INACTIVE LIST												5	1	6	2	2	0.0	0.0	0	0	0	0	0	4	2	6	0	0	0.0	0.0	0	0	0	0	0	0	0	0	0	0	0					
09/26	Cincinnati	ON INACTIVE LIST												2	3	5	1	0	0.0	0.0	1	0	0	0	1	3	1	4	0	0	0.0	0.0	0	0	0	0	0	0	0	0	0	0	0					
10/03	at Green Bay	ON INACTIVE LIST												6	1	7	0	0	0.0	0.0	0	0	0	0	0	6	2	8	0	0	0.0	0.0	0	0	0	0	0	0	0	0	0	0	0	0				
10/10	Denver	ON INACTIVE LIST												4	3	7	0	0	0.0	0.0	0	0	0	0	0	5	5	10	1	1	0.0	0.0	0	0	0	0	0	0	0	0	0	0	0	0				
10/17	Seattle	ON INACTIVE LIST												2	1	3	0	0	0.0	0.0	0	0	0	0	0	7	2	9	0	0	0.0	0.0	0	0	1	0	0	0	0	0	0	0	0	0				
10/31	at Cleveland	INJURED RESERVE												4	1	5	0	0	0.0	0.0	0	0	0	0	0	3	1	4	0	0	0.0	0.0	0	0	0	0	0	0	0	0	0	0	0	0	0	0	0	
11/08	Chicago	INJURED RESERVE												4	0	4	0	0	0.0	0.0	0	0	0	0	0	8	0	8	0	0	0.0	0.0	0	0	0	0	0	0	0	0	0	0	0	0	0	0	0	0
11/14	Detroit																																															
11/21	at L.A. Chargers																																															
11/28	at Cincinnati																																															
12/05	Baltimore																																															
12/09	at Minnesota																																															
12/19	Tennessee																																															
12/26	at Kansas City																																															
01/03	Cleveland																																															
01/09	at Baltimore																																															
TOTALS		1	0	1	0	0	0	0.0	0.0	0	0	0	0	31	11	42	3	2	0.0	0.0	1	0	0	0	1	42	17	59	1	1	0.0	0.0	0	0	1	0	1											

		JOE HADEN												CAMERON HEYWARD												ALEX HIGHSMITH																
DATE	OPP.	S	A	TK	TFL	TFLY	SK	SKY	INT	FR	FF	PR	PD	S	A	TK	TFL	TFLY	SK	SKY	INT	FR	FF	PR	PD	S	A	TK	TFL	TFLY	SK	SKY	INT	FR	FF	PR	PD					
09/12	at Buffalo	3	2	5	0	0	0	0.0	0	0	0	1	0	0	2	2	4	1	6	1.0	6.0	0	1	1	1	2	3	1	4	0	0	0.0	0.0	0	0	0	0	0	0			
09/19	Las Vegas	ON INACTIVE LIST												4	3	7	1	0	0.0	0.0	0	0	0	0	1	3	1	4	1	4	0.0	0.0	0	0	0	0	0	0	0	0	0	0
09/26	Cincinnati	1	1	2	0	0	0	0.0	0	0	0	0	0	1	4	5	0	0	0.0	0.0	0	0	0	0	0	ON INACTIVE LIST																
10/03	at Green Bay	2	3	5	0	0	0	0.0	0	0	0	0	0	1	5	3	8	1	1	0.0	0.0	0	0	0	1	0	2	3	5	0	0	0.0	0.0	0	0	0	0	0	0			
10/10	Denver	3	2	5	0	0	0	0.0	0	0	0	0	1	2	1	3	0	0	0.0	0.0	0	0	0	0	2	1	0	1	0	0	0.0	0.0	0	0	0	0	0	0				
10/17	Seattle	2	1	3	0	0	0	0.0	0	0	0	0	0	6	3	9	2	12	1.0	8.0	0	0	0	1	0	2	5	7	2	9	1.5	15.5	0	0	0	0	4	0				
10/31	at Cleveland	2	0	2	0	0	0	0.0	0	0	0	0	1	3	1	4	0	0	0.5	2.5	0	0	0	2	0	1	3	4	1	1	0.0	0.0	0	0	0	0	0	0				
11/08	Chicago	1	0	1	0	0	0	0.0	0	0	0	0	1	2	0	2	0	0	0.0	0.0	1	0	0	3	1	0	3	3	0	0	0.0	0.0	0	0	0	0	2	0				
11/14	Detroit																																									
11/21	at L.A. Chargers																																									
11/28	at Cincinnati																																									
12/05	Baltimore																																									
12/09	at Minnesota																																									
12/19	Tennessee																																									
12/26	at Kansas City																																									
01/03	Cleveland																																									
01/09	at Baltimore																																									
TOTALS		14	9	23	0	0	0	0.0	0.0	0	0	1	0	4	25	17	42	5	19	2.5	16.5	1	1	1	8	6	12	16	28	4	14	1.5	15.5	0	0	0	6	0				



DATE	OPP.	ISAIAHH LOUDERMILK										ARTHUR MAULET										HENRY MONDEAUX																					
		S	A	TK	TFL	TFLY	SK	SKY	INT	FR	FF	PR	PD	S	A	TK	TFL	TFLY	SK	SKY	INT	FR	FF	PR	PD	S	A	TK	TFL	TFLY	SK	SKY	INT	FR	FF	PR	PD						
09/12	at Buffalo	ON INACTIVE LIST																				1	1	2	0	0	0.0	0	0	0	0	0	0	PRACTICE SQUAD									
09/19	Las Vegas	0	1	1	0	0	0.0	0	0	0	0	0	0	0	0	0	0	0.0	0	0	0	0	0	0	0	DID NOT PLAY																	
09/26	Cincinnati	1	0	1	0	0	0.0	0	0	0	0	0	2	0	2	1	2	0.0	0	0	0	0	0	0	0	0	0	0	0	0.0	0	0	0	0	0	0	0						
10/03	at Green Bay	0	0	0	0	0	0.0	0	0	0	0	0	1	3	1	4	2	5	0.0	0	0	0	0	0	0	0	1	1	0	0	0.0	0	0	0	0	0	0						
10/10	Denver	0	0	0	0	0	0.0	0	0	0	0	0	1	1	2	0	0	0.0	0	0	0	0	0	1	1	0	1	8	1.0	8.0	0	0	0	0	1	0							
10/17	Seattle	1	0	1	0	0	0.0	0	0	0	0	0	3	0	3	1	3	0.0	0	0	0	0	0	0	0	0	0	0	0	0.0	0	0	0	0	0	0							
10/31	at Cleveland	2	0	2	0	0	1.0	0	0	0	0	0	3	1	4	0	0	0.0	0	0	0	0	0	0	0	1	1	0	0	0.0	0	0	0	0	0	0							
11/08	Chicago	0	0	0	0	0	0.0	0	0	0	0	0	4	0	4	0	0	0.0	0	0	0	0	0	0	1	1	2	0	0	0.0	0	0	0	0	0	0							
11/14	Detroit																																										
11/21	at L.A. Chargers																																										
11/28	at Cincinnati																																										
12/05	Baltimore																																										
12/09	at Minnesota																																										
12/19	Tennessee																																										
12/26	at Kansas City																																										
01/03	Cleveland																																										
01/09	at Baltimore																																										
TOTALS		4	1	5	0	0	1.0	0.0	0	0	0	0	1	17	4	21	4	10	0.0	0.0	0	0	0	0	1	2	3	5	1	8	1.0	8.0	0	0	0	1	0						

DATE	OPP.	TRE NORWOOD										JAMES PIERRE										JOE SCHOBERT															
		S	A	TK	TFL	SK	SKY	INT	FR	FF	PR	PD	S	A	TK	TFL	SK	SKY	INT	FR	FF	PR	PD	S	A	TK	TFL	SK	SKY	INT	FR	FF	PR	PD			
09/12	at Buffalo	4	1	5	0	0	0.0	0.0	0	0	0	0	6	0	6	0	0	0.0	0.0	0	0	0	0	1	2	4	6	0	0	0.0	0.0	0	0	0	0	0	
09/19	Las Vegas	1	0	1	0	0	0.0	0.0	0	0	0	0	6	0	6	0	0	0.0	0.0	0	0	0	0	0	6	4	10	0	0	0.0	0.0	0	0	0	0	2	
09/26	Cincinnati	3	0	3	0	0	0.0	0.0	0	0	0	0	0	0	0	0	0	0.0	0.0	0	0	0	0	1	4	1	5	0	0	0.0	0.0	0	0	0	0	0	
10/03	at Green Bay	0	0	0	0	0	0.0	0.0	0	0	0	0	1	0	1	0	0	0.0	0.0	0	0	0	0	0	5	3	8	0	0	0.0	0.0	0	0	0	1		
10/10	Denver	2	0	2	0	0	0.0	0.0	0	0	0	0	6	0	6	0	0	0.0	0.0	1	0	0	0	2	3	2	5	0	0	0.0	0.0	0	0	0	0	1	
10/17	Seattle	3	0	3	1	4	0.0	0.0	0	0	0	1	2	1	3	0	0	0.0	0.0	0	0	1	0	0	1	1	2	0	0	0.0	0.0	0	0	0	0	0	
10/31	at Cleveland	2	0	2	0	0	0.0	0.0	0	0	0	0	0	0	0	0	0	0.0	0.0	0	0	0	0	0	6	3	9	0	0	0.0	0.0	0	0	1	0	0	
11/08	Chicago	1	0	1	0	0	0.0	0.0	0	0	0	0	1	0	1	0	0	0.0	0.0	0	0	0	0	0	2	3	5	0	0	0.0	0.0	0	0	0	0	0	
11/14	Detroit																																				
11/21	at L.A. Chargers																																				
11/28	at Cincinnati																																				
12/05	Baltimore																																				
12/09	at Minnesota																																				
12/19	Tennessee																																				
12/26	at Kansas City																																				
01/03	Cleveland																																				
01/09	at Baltimore																																				
TOTALS		16	1	17	1	4	0.0	0.0	0	0	0	0	1	22	1	23	0	0	0.0	0.0	1	0	1	0	4	29	21	50	0	0	0.0	0.0	0	0	1	0	4

DATE	OPP.	ROBERT SPILLANE										CAMERON SUTTON										DERREK TUSZKA																					
		S	A	TK	TFL	SK	SKY	INT	FR	FF	PR	PD	S	A	TK	TFL	SK	SKY	INT	FR	FF	PR	PD	S	A	TK	TFL	SK	SKY	INT	FR	FF	PR	PD									
09/12	at Buffalo	ON INACTIVE LIST																				5	0	5	2	9	0.0	0	0	0	0	0	2	PRACTICE SQUAD									
09/19	Las Vegas	7	3	10	1	2	0.0	0	0	0	0	0	0	2	1	3	0	0	0.0	0	0	0	0	0	PRACTICE SQUAD																		
09/26	Cincinnati	0	0	0	0	0	0.0	0	0	0	0	0	0	2	0	2	0	0	0.0	0	0	0	0	0	PRACTICE SQUAD																		
10/03	at Green Bay	0	0	0	0	0	0.0	0	0	0	0	0	0	1	0	1	0	0	0.0	0	0	0	0	1	0	0	0	0	0.0	0	0	0	0	0									
10/10	Denver	1	1	2	0	0	0.0	0	0	0	0	0		ON INACTIVE LIST																													
10/17	Seattle	0	2	2	0	0	0.0	0	0	0	0	0	2	1	3	0	0	0.0	0	0	0	0	0	0	0	0	0	0	0.0	0	0	0	0	0									
10/31	at Cleveland	0	1	1	0	0	0.0	0	0	0	0	0	3	0	3	1	2	0.0	0	0	0	0	0	0	1	0	1	0	0.0	0	0	0	0	0									
11/08	Chicago	0	0	0	0	0	0.0	0	0	0	0	0	3	0	3	0	0	0.0	0	0	0	0	0	0	0	0	0	0	0.0	0	0	0	0	0									
11/14	Detroit																																										
11/21	at L.A. Chargers																																										
11/28	at Cincinnati																																										
12/05	Baltimore																																										
12/09	at Minnesota																																										
12/19	Tennessee																																										
12/26	at Kansas City																																										
01/03	Cleveland																																										
01/09	at Baltimore																																										
TOTALS		8	7	15	1	2	0.0	0.0	0	0	0	0	0	0	18	2	20	3	11	0.0	0.0	0	0	0	0	3	1	0	1	0	0	0.0	0.0	0	0	0	0						

2021 REGULAR SEASON INDIVIDUAL GAME-BY-GAME STATS																					
FUMBLE RETURNS:		CHRIS BOSWELL					DEVIN BUSH					CAMERON HEYWARD					T.J. WATT				
DATE	OPP.	NO.	YDS	AVG	LG	TD	NO.	YDS	AVG	LG	TD	NO.	YDS	AVG	LG	TD	NO.	YDS	AVG	LG	TD
09/12	at Buffalo	0	0	0.0	--	0	0	0	0.0	--	0	1	0	0.0	--	0	0	0	0.0	--	0
09/19	Las Vegas	0	0	0.0	--	0	ON INACTIVE LIST					0	0	0.0	--	0	0	0	0.0	--	0
09/26	Cincinnati	0	0	0.0	--	0	0	0	0.0	--	0	0	0	0.0	--	0	ON INACTIVE LIST				
10/03	at Green Bay	0	0	0.0	--	0	0	0	0.0	--	0	0	0	0.0	--	0	1	0	0.0	--	0
10/10	Denver	0	0	0.0	--	0	0	0	0.0	--	0	0	0	0.0	--	0	0	0	0.0	--	0
10/17	Seattle	0	0	0.0	--	0	1	0	0.0	--	0	0	0	0.0	--	0	0	0	0.0	--	0
10/31	at Cleveland	0	0	0.0	--	0	0	0	0.0	--	0	0	0	0.0	--	0	1	0	0.0	--	0
11/08	Chicago	1	0	0.0	--	0	0	0	0.0	--	0	0	0	0.0	--	0	0	0	0.0	--	0
11/14	Detroit																				
11/21	at L.A. Chargers																				
11/28	at Cincinnati																				
12/05	Baltimore																				
12/09	at Minnesota																				
12/19	Tennessee																				
12/26	at Kansas City																				
01/03	Cleveland																				
01/09	at Baltimore																				
TOTALS		1	0	0.0	0	0	1	0	0.0	0	0	1	0	0.0	0	0	2	0	0.0	0	0

2021 REGULAR SEASON INDIVIDUAL GAME-BY-GAME STATS																
INTERCEPTION RETURNS:		TERRELL EDMUNDS					CAMERON HEYWARD					JAMES PIERRE				
DATE	OPP.	NO.	YDS	AVG	LG	TD	NO.	YDS	AVG	LG	TD	NO.	YDS	AVG	LG	TD
09/12	at Buffalo	0	0	0.0	--	0	0	0	0.0	--	0	0	0	0.0	--	0
09/19	Las Vegas	0	0	0.0	--	0	0	0	0.0	--	0	0	0	0.0	--	0
09/26	Cincinnati	1	15	15.0	15	0	0	0	0.0	--	0	0	0	0.0	--	0
10/03	at Green Bay	0	0	0.0	--	0	0	0	0.0	--	0	0	0	0.0	--	0
10/10	Denver	0	0	0.0	--	0	0	0	0.0	--	0	1	0	0.0	--	0
10/17	Seattle	0	0	0.0	--	0	0	0	0.0	--	0	0	0	0.0	--	0
10/31	at Cleveland	0	0	0.0	--	0	0	0	0.0	--	0	0	0	0.0	--	0
11/08	Chicago	0	0	0.0	--	0	1	0	0.0	--	0	0	0	0.0	--	0
11/14	Detroit															
11/21	at L.A. Chargers															
11/28	at Cincinnati															
12/05	Baltimore															
12/09	at Minnesota															
12/19	Tennessee															
12/26	at Kansas City															
01/03	Cleveland															
01/09	at Baltimore															
TOTALS		1	15	15.0	15	0	1	0	0.0	0	0	1	0	0.0	0	0

2021 REGULAR SEASON INDIVIDUAL SPECIAL TEAMS GAME-BY-GAME STATS													
		CHRIS BOSWELL			ULYSEES GILBERT III			JAMIR JONES			MILES KILLEBREW		
DATE	OPP.	TKL	AST	TOT	TKL	AST	TOT	TKL	AST	TOT	TKL	AST	TOT
09/12	at Buffalo	0	0	0	1	0	1	0	0	0	0	0	0
09/19	Las Vegas	0	0	0	0	0	0	1	0	1	0	0	0
09/26	Cincinnati	0	0	0	0	0	0	1	0	1	0	0	0
10/03	at Green Bay	0	0	0	0	0	0	NOT ON ROSTER			1	1	2
10/10	Denver	0	0	0	0	1	1	NOT ON ROSTER			0	0	0
10/17	Seattle	0	0	0	0	1	1	NOT ON ROSTER			0	1	1
10/31	at Cleveland	0	0	0	0	0	0	NOT ON ROSTER			2	0	2
11/08	Chicago	0	0	0	1	0	1	NOT ON ROSTER			0	0	0
11/14	Detroit												
11/21	at L.A. Chargers												
11/28	at Cincinnati												
12/05	Baltimore												
12/09	at Minnesota												
12/19	Tennessee												
12/26	at Kansas City												
01/03	Cleveland												
01/09	at Baltimore												
TOTALS		0	0	0	2	2	4	2	0	2	3	2	5

DATE OPP.		CHRISTIAN KUNTZ			JUSTIN LAYNE			ARTHUR MAULET			TRE NORWOOD		
		TKL	AST	TOT	TKL	AST	TOT	TKL	AST	TOT	TKL	AST	TOT
09/12	at Buffalo	0	0	0	0	1	1	1	0	1	1	0	1
09/19	Las Vegas	0	0	0	0	1	1	0	0	0	0	0	0
09/26	Cincinnati	0	0	0	1	0	1	0	0	0	0	0	0
10/03	at Green Bay	1	0	1	0	0	0	0	0	0	0	0	0
10/10	Denver	1	0	1	1	0	1	0	0	0	0	0	0
10/17	Seattle	0	0	0	1	0	1	0	0	0	0	0	0
10/31	at Cleveland	0	0	0	0	0	0	0	0	0	0	0	0
11/08	Chicago	0	0	0	2	0	2	0	0	0	0	0	0
11/14	Detroit												
11/21	at L.A. Chargers												
11/28	at Cincinnati												
12/05	Baltimore												
12/09	at Minnesota												
12/19	Tennessee												
12/26	at Kansas City												
01/03	Cleveland												
01/09	at Baltimore												
TOTALS		2	0	2	5	2	7	1	0	1	1	0	1

DATE OPP.		JAMES PIERRE			BENNY SNELL JR.			ROBERT SPILLANE			DERREK TUSZKA		
		TKL	AST	TOT	TKL	AST	TOT	TKL	AST	TOT	TKL	AST	TOT
09/12	at Buffalo	0	1	1	0	1	1	ON INACTIVE LIST			PRACTICE SQUAD		
09/19	Las Vegas	0	1	1	0	0	0	0	2	2	PRACTICE SQUAD		
09/26	Cincinnati	1	0	1	0	0	0	0	0	0	PRACTICE SQUAD		
10/03	at Green Bay	0	0	0	0	0	0	1	0	1	0	0	0
10/10	Denver	0	0	0	0	0	0	0	0	0	1	0	1
10/17	Seattle	0	1	1	1	0	1	1	0	1	0	0	0
10/31	at Cleveland	0	0	0	0	0	0	1	0	1	0	0	0
11/08	Chicago	1	0	1	0	0	0	0	0	0	0	0	0
11/14	Detroit												
11/21	at L.A. Chargers												
11/28	at Cincinnati												
12/05	Baltimore												
12/09	at Minnesota												
12/19	Tennessee												
12/26	at Kansas City												
01/03	Cleveland												
01/09	at Baltimore												
TOTALS		2	3	5	1	1	2	3	2	5	1	0	1

DATE OPP.		DEREK WATT			CODY WHITE		
		TKL	AST	TOT	TKL	AST	TOT
09/12	at Buffalo	1	0	1	PRACTICE SQUAD		
09/19	Las Vegas	0	0	0	PRACTICE SQUAD		
09/26	Cincinnati	1	0	1	0	0	0
10/03	at Green Bay	1	0	1	0	0	0
10/10	Denver	0	1	1	0	0	0
10/17	Seattle	2	0	2	0	0	0
10/31	at Cleveland	0	0	0	0	0	0
11/08	Chicago	1	0	1	1	1	2
11/14	Detroit						
11/21	at L.A. Chargers						
11/28	at Cincinnati						
12/05	Baltimore						
12/09	at Minnesota						
12/19	Tennessee						
12/26	at Kansas City						
01/03	Cleveland						
01/09	at Baltimore						
TOTALS		6	1	7	1	1	2

2021 REGULAR SEASON INDIVIDUAL GAME-BY-GAME STATS								
PASSING:		PRESSLEY HARVIN III						
DATE	OPP	NO.	YDS	AVG	TB	IN 20	LG	NET
09/12	at Buffalo	5	207	41.4	0	2	51	41.2
09/19	Las Vegas	4	197	49.3	0	3	59	42.8
09/26	Cincinnati	4	162	40.5	0	1	50	38.3
10/03	at Green Bay	3	102	34.0	0	1	45	34.0
10/10	Denver	2	119	59.5	0	0	63	46.5
10/17	Seattle	7	335	47.9	1	4	58	42.1
10/31	at Cleveland	4	176	44.0	0	1	56	43.8
11/08	Chicago	5	196	39.2	1	2	46	35.2
11/14	Detroit							
11/21	at L.A. Chargers							
11/28	at Cincinnati							
12/05	Baltimore							
12/09	at Minnesota							
12/19	Tennessee							
12/26	at Kansas City							
01/03	Cleveland							
01/09	at Baltimore							
TOTALS		34	1,494	43.9	2	14	63	40.3

2021 REGULAR SEASON INDIVIDUAL GAME-BY-GAME STATS											
FIELD GOALS:		CHRIS BOSWELL									
DATE	OPP.	0-19	20-29	30-39	40-49	50+	TOTAL	FGM	FGA	PCT	L6
09/12	at Buffalo	0/0	2/2	0/0	1/1	0/0	3/3	3	3	100.0%	45
09/19	Las Vegas	0/0	0/0	0/0	0/0	1/1	1/1	1	1	100.0%	56
09/26	Cincinnati	0/0	1/1	0/0	0/1	0/0	1/2	1	2	50.0%	26
10/03	at Green Bay	0/0	0/0	0/0	0/0	1/1	1/1	1	1	100.0%	52
10/10	Denver	0/0	0/0	0/0	2/2	0/0	2/2	2	2	100.0%	48
10/17	Seattle	0/0	1/1	1/1	0/0	1/1	3/3	3	3	100.0%	52
10/31	at Cleveland	0/0	0/0	1/1	0/0	0/0	1/1	1	1	100.0%	31
11/08	Chicago	0/0	0/0	0/0	1/1	2/2	3/3	3	3	100.0%	54
11/14	Detroit										
11/21	at L.A. Chargers										
11/28	at Cincinnati										
12/05	Baltimore										
12/09	at Minnesota										
12/19	Tennessee										
12/26	at Kansas City										
01/03	Cleveland										
01/09	at Baltimore										
TOTALS		0/0	4/4	2/2	4/5	5/5	15/16	15	16	93.8%	56

2021 REGULAR SEASON INDIVIDUAL GAME-BY-GAME STATS						
KICKOFF RETURNS:		RAY-RAY MCCLOUD				
DATE	OPP.	NO.	YDS	AVG	LG	FC
09/12	at Buffalo	0	0	0.0	--	0
09/19	Las Vegas	4	92	23.0	28	0
09/26	Cincinnati	1	22	22.0	22	0
10/03	at Green Bay	3	99	33.0	40	0
10/10	Denver	2	35	17.5	20	0
10/17	Seattle	3	73	24.3	37	0
10/31	at Cleveland	2	44	22.0	25	0
11/08	Chicago	2	40	20.0	21	0
11/14	Detroit					
11/21	at L.A. Chargers					
11/28	at Cincinnati					
12/05	Baltimore					
12/09	at Minnesota					
12/19	Tennessee					
12/26	at Kansas City					
01/03	Cleveland					
01/09	at Baltimore					
TOTALS		17	405	23.8	40	0

2021 REGULAR SEASON INDIVIDUAL GAME-BY-GAME STATS						
PUNT RETURNS:		RAY-RAY MCCLOUD				
DATE	OPP.	NO.	YDS	AVG	LG	TD
09/12	at Buffalo	1	5	5.0	5	0
09/19	Las Vegas	2	21	10.5	15	0
09/26	Cincinnati	1	14	14.0	14	0
10/03	at Green Bay	1	14	14.0	14	0
10/10	Denver	1	0	0.0	--	0
10/17	Seattle	4	29	7.3	14	0
10/31	at Cleveland	2	29	14.5	19	0
11/08	Chicago	4	28	7.0	14	0
11/14	Detroit					
11/21	at L.A. Chargers					
11/28	at Cincinnati					
12/05	Baltimore					
12/09	at Minnesota					
12/19	Tennessee					
12/26	at Kansas City					
01/03	Cleveland					
01/09	at Baltimore					
TOTALS		16	140	8.8	19	0





27

WEEK 9

Chicago Bears 27, Pittsburgh Steelers 29  
60,788 Heinz Field Nov 8, 2021



29

Chicago Bears	0	3	3	21	—	27
Pittsburgh Steelers	7	7	6	9	—	29

SCORING DRIVES

TEAM	QTR	TIME	SCORING PLAY	CHI	PIT
Steelers	1	09:42	N.Harris 10 yd. run (C.Boswell kick) (6-59, 3:20)	0	7
Steelers	2	13:22	P.Freiermuth 4 yd. pass from B.Roethlisberger (C.Boswell kick) (9-36, 3:41)	0	14
Bears	2	00:15	C.Santos 30 yd. Field Goal (12-52, 4:32)	3	14
Bears	3	07:43	C.Santos 22 yd. Field Goal (10-89, 4:59)	6	14
Steelers	3	02:08	P.Freiermuth 10 yd. pass from B.Roethlisberger (kick failed, wl) (9-75, 5:35)	6	20
Bears	4	14:17	D.Mooney 15 yd. run (C.Santos kick) (6-82, 2:51)	13	20
Steelers	4	11:54	C.Boswell 54 yd. Field Goal (4-39, 2:23)	13	23
Bears	4	06:31	D.Houston-Carson 25 yd. fumble return (C.Santos kick)	20	23
Steelers	4	02:52	C.Boswell 52 yd. Field Goal (11-41, 3:39)	20	26
Bears	4	01:46	D.Mooney 16 yd. pass from J.Fields (C.Santos kick) (7-75, 1:06)	26	26
Steelers	4	00:26	C.Boswell 40 yd. Field Goal (7-52, 1:20)	27	29

CHICAGO BEARS

PASSING	ATT	CP	YDS	SK/YD	TD	LG	INT	RTG
Justin Fields	29	17	291	3/13	1	50	1	89.9
TOTAL	29	17	291	3/13	1	50	1	89.9

RUSHING	ATT	YDS	AVG	LG	TD
David Montgomery	13	63	4.8	21	0
Justin Fields	8	45	5.6	8	0
Darnell Mooney	1	15	15.0	15t	1
Khalil Herbert	4	13	3.3	8	0
TOTAL	26	136	5.2	21	1

RECEIVING	NO	YDS	AVG	LG	TD
Cole Kmet	6	87	14.5	25	0
Allen Robinson II	4	68	17.0	39	0
Darnell Mooney	3	41	13.7	20	1
David Montgomery	2	17	8.5	11	0
Marquise Goodwin	1	50	50.0	50	0
Jimmy Graham	1	28	28.0	28	0
TOTAL	17	291	17.1	50	1

TOP DEFENSE	TOT	SOLO	AST	SCK	YDS	INT
Roquan Smith	12	6	6	1.0	9.0	0
Danny Trevathan	7	3	4	0.0	0.0	0
Cassius Marsh	5	3	2	1.0	7.0	0

FIELD GOALS	FGM/FGA	PERCENT	RESULTS
Cairo Santos	2-3	66.7	30G, 22G, 65SH
TOTAL	2-3	66.7	

PITTSBURGH STEELERS

PASSING	ATT	CP	YDS	SK/YD	TD	LG	INT	RTG
Ben Roethlisberger	30	21	205	4/30	2	42	0	111.1
TOTAL	30	21	205	4/30	2	42	0	111.1

RUSHING	ATT	YDS	AVG	LG	TD
Najee Harris	22	62	2.8	13	1
Chase Claypool	2	13	6.5	11	0
James Washington	2	13	6.5	12	0
Diontae Johnson	2	11	5.5	11	0
Benny Snell Jr.	2	6	3.0	5	0
Ben Roethlisberger	2	0	0.0	1	0
TOTAL	32	105	3.3	13	1

RECEIVING	NO	YDS	AVG	LG	TD
Diontae Johnson	5	56	11.2	22	0
Pat Freiermuth	5	43	8.6	13	2
Chase Claypool	3	30	10.0	26	0
Najee Harris	3	16	5.3	9	0
James Washington	1	42	42.0	42	0
Ray-Ray McCloud	1	12	12.0	12	0
Derek Watt	1	3	3.0	3	0
Kalen Ballage	1	2	2.0	2	0
Kevin Rader	1	1	1.0	1	0
TOTAL	21	205	9.8	42	2

TOP DEFENSE	TOT	SOLO	AST	SCK	YDS	INT
Minkah Fitzpatrick	8	8	0	0.0	0.0	0
T.J. Watt	7	4	3	3.0	13.0	0
Joe Schobert	5	2	3	0.0	0.0	0

FIELD GOALS	FGM/FGA	PERCENT	RESULTS
Chris Boswell	3-3	100.0	54G, 52G, 40G
TOTAL	3-3	100.0	

TEAM STATISTICS

BEARS

STEELERS

First Downs	20	20
3rd-Down Eff. (Made/Att/Pct)	4/12/33%	6/17/35%
4th-Down Eff. (Made/Att/Pct)	0/0/0%	2/2/100%
Total Net Yards	414	280
Total Plays	58	66
Yards Per Play	7.1	4.2
Rushes/Net Yards	26/136	32/105
Net Passing	278	175
Pass Attempts/Completions	29/17	30/21
Had Intercepted	1	0
Sacked/Yards Lost	3/13	4/30
Punts/Average	5/46.8	5/39.2
Penalties/Yards	12/115	5/30
Fumbles/Lost	1/1	1/1
Possession Time	25:55	34:05



WEEK 8  
Pittsburgh Steelers 15, Cleveland Browns 10  
67,431 FirstEnergy Stadium Oct 31, 2021



Pittsburgh Steelers	0	3	6	6	—	15
Cleveland Browns	3	0	7	0	—	10

SCORING DRIVES

TEAM	QTR	TIME	SCORING PLAY	PIT	CLE
Browns	1	08:09	C.McLaughlin 30 yd. Field Goal (13-63, 6:51)	0	3
Steelers	2	09:18	C.Boswell 31 yd. Field Goal (10-47, 5:36)	3	3
Browns	3	09:36	D.Johnson 10 yd. run (C.McLaughlin kick) (8-86, 4:19)	3	10
Steelers	3	03:39	N.Harris 8 yd. run (pass failed) (12-78, 5:57)	9	10
Steelers	4	11:04	P.Freiermuth 2 yd. pass from B.Roethlisberger (pass failed) (13-83, 5:38)	15	10

PITTSBURGH STEELERS

PASSING	ATT	CP	YDS	SK/YD	TD	LG	INT	RTG
Ben Roethlisberger	34	22	266	2/11	1	50	0	98.4
Chris Boswell	1	0	0	0/0	0	0	0	39.6
TOTAL	35	22	266	2/11	1	50	0	95.7

RUSHING	ATT	YDS	AVG	LG	TD
Najee Harris	26	91	3.5	11	1
Chase Claypool	2	16	8.0	16	0
Ray-Ray McCloud	1	10	10.0	10	0
Anthony McFarland Jr.	1	1	1.0	1	0
Ben Roethlisberger	1	0	0.0	0	0
Kalen Ballage	1	-3	-3.0	-3	0
TOTAL	32	115	3.6	16	1

RECEIVING	NO	YDS	AVG	LG	TD
Diontae Johnson	6	98	16.3	50	0
Chase Claypool	4	45	11.3	16	0
Pat Freiermuth	4	44	11.0	22	1
Zach Gentry	3	39	13.0	24	0
Najee Harris	3	29	9.7	20	0
Benny Snell Jr.	1	7	7.0	7	0
James Washington	1	4	4.0	4	0
TOTAL	22	266	12.1	50	1

TOP DEFENSE	TOT	SOLO	AST	SCK	YDS	INT
Joe Schobert	9	6	3	0.0	0.0	0
T.J. Watt	6	4	2	1.5	7.5	0
Devin Bush	5	3	2	0.0	0.0	0

FIELD GOALS	FGM/FGA	PERCENT	RESULTS
Chris Boswell	1-1	100.0	31G
TOTAL	1-1	100.0	

CLEVELAND BROWNS

PASSING	ATT	CP	YDS	SK/YD	TD	LG	INT	RTG
Baker Mayfield	31	20	225	4/15	0	24	0	86.1
TOTAL	31	20	225	4/15	0	24	0	86.1

RUSHING	ATT	YDS	AVG	LG	TD
Nick Chubb	16	61	3.8	21	0
D'Ernest Johnson	4	22	5.5	11	1
Baker Mayfield	1	5	5.0	5	0
Jarvis Landry	1	5	5.0	5	0
Demetric Felton	1	3	3.0	3	0
TOTAL	23	96	4.2	21	1

RECEIVING	NO	YDS	AVG	LG	TD
Jarvis Landry	5	65	13.0	19	0
Austin Hooper	4	26	6.5	8	0
David Njoku	3	39	13.0	24	0
Harrison Bryant	2	33	16.5	21	0
Rashard Higgins	2	27	13.5	16	0
Demetric Felton	1	14	14.0	14	0
Nick Chubb	1	8	8.0	8	0
D'Ernest Johnson	1	7	7.0	7	0
Odell Beckham Jr.	1	6	6.0	6	0
TOTAL	20	225	11.3	24	0

TOP DEFENSE	TOT	SOLO	AST	SCK	YDS	INT
Malcolm Smith	10	9	1	0.0	0.0	0
Anthony Walker Jr.	8	2	6	0.0	0.0	0
Mack Wilson Sr.	7	5	2	0.0	0.0	0

FIELD GOALS	FGM/FGA	PERCENT	RESULTS
Chase McLaughlin	1-1	100.0	30G
TOTAL	1-1	100.0	

TEAM STATISTICS	STEELERS	BROWNS
First Downs	21	19
3rd-Down Eff. (Made/Att/Pct)	4/13/31%	3/10/30%
4th-Down Eff. (Made/Att/Pct)	2/4/50%	0/2/0%
Total Net Yards	370	306
Total Plays	69	58
Yards Per Play	5.4	5.3
Rushes/Net Yards	32/115	23/96
Net Passing	255	210
Pass Attempts/Completions	35/22	31/20
Had Intercepted	0	0
Sacked/Yards Lost	2/11	4/15
Punts/Average	4/44.0	4/49.3
Penalties/Yards	8/65	5/30
Fumbles/Lost	1/0	1/1
Possession Time	31:45	28:15



WEEK 6  
Seattle Seahawks 20, Pittsburgh Steelers 23 (OT)  
60,821 🇺🇸 Heinz Field 🇺🇸 Oct 17, 2021



Seattle Seahawks	0	0	14	6	0	—	20
Pittsburgh Steelers	0	14	3	3	3	—	23

SCORING DRIVES

TEAM	QTR	TIME	SCORING PLAY	SEA	PIT
Steelers	2	10:01	N.Harris 5 yd. pass from B.Roethlisberger (C.Boswell kick) (8-54, 4:10)	0	7
Steelers	2	01:04	E.Ebron 1 yd. run (C.Boswell kick) (14-84, 6:59)	0	14
Seahawks	3	09:55	A.Collins 2 yd. run (J.Myers kick) (10-75, 5:05)	7	14
Steelers	3	05:46	C.Boswell 27 yd. Field Goal (9-66, 4:09)	7	17
Seahawks	3	03:02	W.Dissly 1 yd. pass from G.Smith (J.Myers kick) (6-60, 2:44)	14	17
Seahawks	4	12:59	J.Myers 40 yd. Field Goal (8-36, 3:26)	17	17
Steelers	4	01:30	C.Boswell 52 yd. Field Goal (9-40, 3:49)	17	20
Seahawks	4	00:00	J.Myers 43 yd. Field Goal (9-50, 1:30)	20	20
Steelers	OT	02:50	C.Boswell 37 yd. Field Goal (3-3, 1:26)	20	23

SEATTLE SEAHAWKS

PASSING	ATT	CP	YDS	SK/YD	TD	LG	INT	RTG
Geno Smith	32	23	209	5/44	1	41	0	99.6
TOTAL	32	23	209	5/44	1	41	0	99.6

RUSHING	ATT	YDS	AVG	LG	TD
Alex Collins	20	101	5.1	21	1
Travis Homer	2	27	13.5	26	0
DeeJay Dallas	4	17	4.3	10	0
Geno Smith	1	-1	-1.0	-1	0
TOTAL	27	144	5.3	26	1

RECEIVING	NO	YDS	AVG	LG	TD
DK Metcalf	6	58	9.7	14	0
DeeJay Dallas	5	33	6.6	10	0
Gerald Everett	2	40	20.0	41	0
Tyler Lockett	2	35	17.5	21	0
Will Dissly	2	8	4.0	7	1
Freddie Swain	2	-4	-2.0	0	0
Travis Homer	1	27	27.0	27	0
Penny Hart	1	12	12.0	12	0
Phillip Dorsett II	1	3	3.0	3	0
Alex Collins	1	-3	-3.0	-3	0
TOTAL	23	209	9.1	41	1

TOP DEFENSE	TOT	SOLO	AST	SCK	YDS	INT
Bobby Wagner	14	8	6	0.0	0.0	0
Jordyn Brooks	14	7	7	0.0	0.0	0
D.J. Reed	9	7	2	0.0	0.0	0

FIELD GOALS	FGM/FGA	PERCENT	RESULTS
Jason Myers	2-2	100.0	40G, 43G
TOTAL	2-2	100.0	

PITTSBURGH STEELERS

PASSING	ATT	CP	YDS	SK/YD	TD	LG	INT	RTG
Ben Roethlisberger	40	29	229	1/3	1	23	0	94.7
TOTAL	40	29	229	1/3	1	23	0	94.7

RUSHING	ATT	YDS	AVG	LG	TD
Najee Harris	24	81	3.4	10	0
Diontae Johnson	1	25	25.0	25	0
Kalen Ballage	2	15	7.5	11	0
Eric Ebron	1	1	1.0	1t	1
Ben Roethlisberger	2	-3	-1.5	0	0
TOTAL	30	119	4.0	25	1

RECEIVING	NO	YDS	AVG	LG	TD
Diontae Johnson	9	71	7.9	23	0
Pat Freiermuth	7	58	8.3	12	0
Najee Harris	6	46	7.7	12	1
Ray-Ray McCloud	2	18	9.0	15	0
Chase Claypool	2	17	8.5	12	0
Eric Ebron	2	10	5.0	6	0
James Washington	1	9	9.0	9	0
TOTAL	29	229	7.9	23	1

TOP DEFENSE	TOT	SOLO	AST	SCK	YDS	INT
Cameron Heyward	9	6	3	1.0	8.0	0
Minkah Fitzpatrick	9	7	2	0.0	0.0	0
Alex Highsmith	7	2	5	1.5	15.5	0

FIELD GOALS	FGM/FGA	PERCENT	RESULTS
Chris Boswell	3-3	100.0	27G, 52G, 37G
TOTAL	3-3	100.0	

TEAM STATISTICS

SEAHAWKS

STEELERS

First Downs	18	22
3rd-Down Eff. (Made/Att/Pct)	3/12/25%	5/14/36%
4th-Down Eff. (Made/Att/Pct)	0/0/0%	0/0/0%
Total Net Yards	309	345
Total Plays	64	71
Yards Per Play	4.8	4.9
Rushes/Net Yards	27/144	30/119
Net Passing	165	226
Pass Attempts/Completions	32/23	40/29
Had Intercepted	0	0
Sacked/Yards Lost	5/44	1/3
Punts/Average	8/45.5	7/47.9
Penalties/Yards	6/45	5/38
Fumbles/Lost	3/1	1/1
Possession Time	29:37	37:33



WEEK 5  
Denver Broncos 19, Pittsburgh Steelers 27  
59,841 🇺🇸 Heinz Field 🇺🇸 Oct 10, 2021



Denver Broncos .....	3	3	0	13	—	19
Pittsburgh Steelers .....	7	10	7	3	—	27

SCORING DRIVES

TEAM	QTR	TIME	SCORING PLAY	DEN	PIT
Steelers	1	12:02	D.Johnson 50 yd. pass from B.Roethlisberger (C.Boswell kick) (6-85, 2:58)	0	7
Broncos	1	01:43	B.McManus 39 yd. Field Goal (4-8, 2:14)	3	7
Steelers	2	12:42	C.Boswell 48 yd. Field Goal (9-45, 4:01)	3	10
Broncos	2	05:47	B.McManus 29 yd. Field Goal (7-49, 4:17)	6	10
Steelers	2	02:12	N.Harris 1 yd. run (C.Boswell kick) (6-75, 3:35)	6	17
Steelers	3	02:41	C.Claypool 18 yd. pass from B.Roethlisberger (C.Boswell kick) (14-86, 7:16)	6	24
Broncos	4	10:15	K.Hinton 2 yd. pass from T.Bridgewater (B.McManus kick) (14-75, 7:26)	13	24
Broncos	4	05:46	C.Sutton 39 yd. pass from T.Bridgewater (pass failed) (5-72, 1:54)	19	24
Steelers	4	02:29	C.Boswell 43 yd. Field Goal (7-49, 3:17)	19	27

DENVER BRONCOS

PASSING	ATT	CP	YDS	SK/YD	TD	LG	INT	RTG
Teddy Bridgewater	38	24	288	2/20	2	39T	1	92.9
TOTAL	38	24	288	2/20	2	39T	1	92.9

RUSHING	ATT	YDS	AVG	LG	TD
Javonte Williams	8	61	7.6	49	0
Melvin Gordon III	9	34	3.8	8	0
Teddy Bridgewater	1	11	11.0	11	0
TOTAL	18	106	5.9	49	0

RECEIVING	NO	YDS	AVG	LG	TD
Courtland Sutton	7	120	17.1	39T	1
Tim Patrick	7	89	12.7	23	0
Javonte Williams	3	25	8.3	10	0
Noah Fant	3	20	6.7	9	0
Kendall Hinton	2	25	12.5	23	1
Melvin Gordon III	2	9	4.5	6	0
TOTAL	24	288	12.0	39T	2

TOP DEFENSE	TOT	SOLO	AST	SCK	YDS	INT
Alexander Johnson	8	5	3	0.0	0.0	0
Justin Simmons	8	5	3	0.0	0.0	0
Kareem Jackson	7	6	1	0.0	0.0	0

FIELD GOALS	FGM/FGA	PERCENT	RESULTS
Brandon McManus	2-2	100.0	39G, 29G
TOTAL	2-2	100.0	

PITTSBURGH STEELERS

PASSING	ATT	CP	YDS	SK/YD	TD	LG	INT	RTG
Ben Roethlisberger	25	15	253	1/9	2	59	0	120.9
TOTAL	25	15	253	1/9	2	59	0	120.9

RUSHING	ATT	YDS	AVG	LG	TD
Najee Harris	23	122	5.3	20	1
Benny Snell Jr.	5	20	4.0	9	0
JuJu Smith-Schuster	2	6	3.0	3	0
Kalen Ballage	4	0	0.0	3	0
Ben Roethlisberger	1	-1	-1.0	-1	0
TOTAL	35	147	4.2	20	1

RECEIVING	NO	YDS	AVG	LG	TD
Chase Claypool	5	130	26.0	59	1
Diontae Johnson	2	72	36.0	50T	1
Najee Harris	2	20	10.0	14	0
Eric Ebron	2	10	5.0	5	0
Pat Freiermuth	2	7	3.5	4	0
Zach Gentry	1	13	13.0	13	0
Ray-Ray McCloud	1	1	1.0	1	0
TOTAL	15	253	16.9	59	2

TOP DEFENSE	TOT	SOLO	AST	SCK	YDS	INT
Minkah Fitzpatrick	10	5	5	0.0	0.0	0
Terrell Edmunds	7	4	3	0.0	0.0	0
James Pierre	6	6	0	0.0	0.0	1

FIELD GOALS	FGM/FGA	PERCENT	RESULTS
Chris Boswell	2-2	100.0	48G, 43G
TOTAL	2-2	100.0	

TEAM STATISTICS

BRONCOS

STEELERS

First Downs	17	19
3rd-Down Eff. (Made/Att/Pct)	2/12/17%	7/12/58%
4th-Down Eff. (Made/Att/Pct)	3/4/75%	0/0/0%
Total Net Yards	374	391
Total Plays	58	61
Yards Per Play	6.4	6.4
Rushes/Net Yards	18/106	35/147
Net Passing	268	244
Pass Attempts/Completions	38/24	25/15
Had Intercepted	1	0
Sacked/Yards Lost	2/20	1/9
Punts/Average	4/44.0	2/59.5
Penalties/Yards	7/67	8/59
Fumbles/Lost	0/0	1/1
Possession Time	26:58	33:02



17

WEEK 4  
Pittsburgh Steelers 17, Green Bay Packers 27  
78,281 🌐 Lambeau Field 🌐 Oct 3, 2021



27

Pittsburgh Steelers .....	7	3	0	7	—	17
Green Bay Packers .....	0	17	10	0	—	27

SCORING DRIVES

TEAM	QTR	TIME	SCORING PLAY	PIT	GB
Steelers	1	10:04	D.Johnson 45 yd. pass from B.Roethlisberger (C.Boswell kick) (8-75, 4:56)	7	0
Packers	2	13:22	Aa.Rodgers 4 yd. run (M.Crosby kick) (13-64, 4:51)	7	7
Packers	2	10:55	R.Cobb 23 yd. pass from Aa.Rodgers (M.Crosby kick) (4-23, 1:33)	7	14
Steelers	2	05:41	C.Boswell 52 yd. Field Goal (10-41, 5:14)	10	14
Packers	2	00:05	M.Crosby 26 yd. Field Goal (13-76, 5:36)	10	17
Packers	3	09:31	M.Crosby 29 yd. Field Goal (12-64, 5:29)	10	20
Packers	3	04:46	R.Cobb 1 yd. pass from Aa.Rodgers (M.Crosby kick) (4-40, 2:15)	10	27
Steelers	4	04:04	N.Harris 1 yd. run (C.Boswell kick) (8-65, 2:53)	17	27

PITTSBURGH STEELERS

PASSING	ATT	CP	YDS	SK/YD	TD	LG	INT	RTG
Ben Roethlisberger	40	26	232	2/12	1	45t	1	78.3
TOTAL	40	26	232	2/12	1	45T	1	78.3

RUSHING	ATT	YDS	AVG	LG	TD
Najee Harris	15	62	4.1	11	1
Benny Snell Jr.	1	0	0.0	0	0
TOTAL	16	62	3.9	11	1

RECEIVING	NO	YDS	AVG	LG	TD
Diontae Johnson	9	92	10.2	45t	1
Najee Harris	6	29	4.8	9	0
James Washington	4	69	17.3	30	0
JuJu Smith-Schuster	2	11	5.5	9	0
Eric Ebron	2	8	4.0	4	0
Pat Freiermuth	1	11	11.0	11	0
Zach Gentry	1	10	10.0	10	0
Ray-Ray McCloud	1	2	2.0	2	0
TOTAL	26	232	8.9	45T	1

TOP DEFENSE	TOT	SOLO	AST	SCK	YDS	INT
Cameron Heyward	8	5	3	0.0	0.0	0
Joe Schobert	8	5	3	0.0	0.0	0
Minkah Fitzpatrick	8	6	2	0.0	0.0	0

FIELD GOALS	FGM/FGA	PERCENT	RESULTS
Chris Boswell	1-1	100.0	52G
TOTAL	1-1	100.0	

GREEN BAY PACKERS

PASSING	ATT	CP	YDS	SK/YD	TD	LG	INT	RTG
Aaron Rodgers	36	20	248	3/12	2	28	0	95.6
TOTAL	36	20	248	3/12	2	28	0	95.6

RUSHING	ATT	YDS	AVG	LG	TD
AJ Dillon	15	81	5.4	25	0
Aaron Jones	15	48	3.2	15	0
Aaron Rodgers	3	2	0.7	4t	1
TOTAL	33	131	4.0	25	1

RECEIVING	NO	YDS	AVG	LG	TD
Davante Adams	6	64	10.7	21	0
Randall Cobb	5	69	13.8	25	2
Aaron Jones	3	51	17.0	26	0
Allen Lazard	2	33	16.5	28	0
Robert Tonyan	2	8	4.0	6	0
AJ Dillon	1	16	16.0	16	0
Marcedes Lewis	1	7	7.0	7	0
TOTAL	20	248	12.4	28	2

TOP DEFENSE	TOT	SOLO	AST	SCK	YDS	INT
De'Vondre Campbell	9	5	4	0.0	0.0	0
Eric Stokes	8	8	0	0.0	0.0	1
Oren Burks	6	3	3	0.0	0.0	0

FIELD GOALS	FGM/FGA	PERCENT	RESULTS
Mason Crosby	2-2	100.0	26G, 29G
TOTAL	2-2	100.0	

TEAM STATISTICS

STEELERS

PACKERS

First Downs	17	23
3rd-Down Eff. (Made/Att/Pct)	4/11/36%	9/15/60%
4th-Down Eff. (Made/Att/Pct)	0/2/0%	0/1/0%
Total Net Yards	282	367
Total Plays	58	72
Yards Per Play	4.9	5.1
Rushes/Net Yards	16/62	33/131
Net Passing	220	236
Pass Attempts/Completions	40/26	36/20
Had Intercepted	1	0
Sacked/Yards Lost	2/12	3/12
Punts/Average	3/34.0	3/46.0
Penalties/Yards	5/34	3/25
Fumbles/Lost	1/1	1/1
Possession Time	25:19	34:41



WEEK 3  
Cincinnati Bengals 24, Pittsburgh Steelers 10  
58,076 Heinz Field Sep 26, 2021



Cincinnati Bengals .....	7	7	10	0	—	24
Pittsburgh Steelers .....	0	7	0	3	—	10

SCORING DRIVES

TEAM	QTR	TIME	SCORING PLAY	CIN	PIT
Bengals	1	02:54	T.Boyd 17 yd. pass from J.Burrow (E.McPherson kick) (6-42, 3:51)	7	0
Steelers	2	01:04	P.Freiermuth 4 yd. pass from B.Roethlisberger (C.Boswell kick) (15-86, 8:32)	7	7
Bengals	2	00:37	J.Chase 34 yd. pass from J.Burrow (E.McPherson kick) (3-75, 0:27)	14	7
Bengals	3	08:47	E.McPherson 43 yd. Field Goal (10-55, 6:13)	17	7
Bengals	3	06:18	J.Chase 9 yd. pass from J.Burrow (E.McPherson kick) (3-19, 1:33)	24	7
Steelers	4	08:09	C.Boswell 26 yd. Field Goal (18-88, 9:03)	24	10

CINCINNATI BENGALS

PASSING	ATT	CP	YDS	SK/YD	TD	LG	INT	RTG
Joe Burrow	18	14	172	0/0	3	34t	1	122.9
TOTAL	18	14	172	0/0	3	34T	1	122.9

RUSHING	ATT	YDS	AVG	LG	TD
Joe Mixon	18	90	5.0	27	0
Joe Burrow	5	7	1.4	8	0
Samaje Perine	1	-1	-1.0	-1	0
TOTAL	24	96	4.0	27	0

RECEIVING	NO	YDS	AVG	LG	TD
Ja'Marr Chase	4	65	16.3	34t	2
Tyler Boyd	4	36	9.0	17t	1
Chris Evans	2	26	13.0	14	0
Mike Thomas	1	19	19.0	19	0
Auden Tate	1	14	14.0	14	0
Samaje Perine	1	8	8.0	8	0
Joe Mixon	1	4	4.0	4	0
TOTAL	14	172	12.3	34T	3

TOP DEFENSE	TOT	SOLO	AST	SCK	YDS	INT
Logan Wilson	14	6	8	0.0	0.0	2
Jessie Bates III	9	6	3	0.0	0.0	0
Eli Apple	8	4	4	0.0	0.0	0

FIELD GOALS	FGM/FGA	PERCENT	RESULTS
Evan McPherson	1-1	100.0	43G
TOTAL	1-1	100.0	

PITTSBURGH STEELERS

PASSING	ATT	CP	YDS	SK/YD	TD	LG	INT	RTG
Ben Roethlisberger	58	38	318	4/21	1	29	2	70.9
TOTAL	58	38	318	4/21	1	29	2	70.9

RUSHING	ATT	YDS	AVG	LG	TD
Najee Harris	14	40	2.9	20	0
Ben Roethlisberger	1	5	5.0	5	0
TOTAL	15	45	3.0	20	0

RECEIVING	NO	YDS	AVG	LG	TD
Najee Harris	14	102	7.3	21	0
Chase Claypool	9	96	10.7	29	0
Ray-Ray McCloud	3	33	11.0	24	0
JuJu Smith-Schuster	3	25	8.3	16	0
Pat Freiermuth	3	22	7.3	15	1
James Washington	3	20	6.7	8	0
Cody White	2	17	8.5	11	0
Derek Watt	1	3	3.0	3	0
TOTAL	38	318	8.4	29	1

TOP DEFENSE	TOT	SOLO	AST	SCK	YDS	INT
Cameron Heyward	5	1	4	0.0	0.0	0
Joe Schobert	5	4	1	0.0	0.0	0
Terrell Edmunds	5	2	3	0.0	0.0	1

FIELD GOALS	FGM/FGA	PERCENT	RESULTS
Chris Boswell	1-2	50.0	42WL, 26G
TOTAL	1-2	50.0	

TEAM STATISTICS

BENGALS

STEELERS

First Downs	12	21
3rd-Down Eff. (Made/Att/Pct)	3/9/33%	9/19/47%
4th-Down Eff. (Made/Att/Pct)	0/0/0%	0/2/0%
Total Net Yards	268	342
Total Plays	42	77
Yards Per Play	6.4	4.4
Rushes/Net Yards	24/96	15/45
Net Passing	172	297
Pass Attempts/Completions	18/14	58/38
Had Intercepted	1	2
Sacked/Yards Lost	0/0	4/21
Punts/Average	5/48.2	4/40.5
Penalties/Yards	10/89	10/73
Fumbles/Lost	0/0	1/0
Possession Time	24:38	35:22



26

WEEK 2  
Las Vegas Raiders 26, Pittsburgh Steelers 17  
63,707 🇺🇸 Heinz Field 🇺🇸 Sep 19, 2021



17

Las Vegas Raiders .....	3	6	7	10	—	26
Pittsburgh Steelers .....	0	7	0	10	—	17

SCORING DRIVES

TEAM	QTR	TIME	SCORING PLAY	LV	PIT
Raiders	1	03:10	D.Carson 46 yd. Field Goal (5-12, 2:34)	3	0
Raiders	2	09:34	D.Carson 33 yd. Field Goal (8-47, 3:58)	6	0
Steelers	2	06:25	J.Smith-Schuster 3 yd. run (C.Boswell kick) (7-75, 3:09)	6	7
Raiders	2	00:02	D.Carson 41 yd. Field Goal (13-53, 6:23)	9	7
Raiders	3	05:02	F.Moreau 9 yd. pass from D.Carr (D.Carson kick) (7-82, 4:09)	16	7
Steelers	4	11:15	N.Harris 25 yd. pass from B.Roethlisberger (C.Boswell kick) (5-80, 1:41)	16	14
Raiders	4	09:35	H.Ruggs 61 yd. pass from D.Carr (D.Carson kick) (5-75, 1:40)	23	14
Steelers	4	03:42	C.Boswell 56 yd. Field Goal (8-30, 2:09)	23	17
Raiders	4	00:20	D.Carson 45 yd. Field Goal (7-46, 3:22)	26	17

LAS VEGAS RAIDERS

PASSING	ATT	CP	YDS	SK/YD	TD	LG	INT	RTG
Derek Carr	37	28	382	2/9	2	61T	0	126.2
TOTAL	37	28	382	2/9	2	61T	0	126.2

RUSHING	ATT	YDS	AVG	LG	TD
Peyton Barber	13	32	2.5	13	0
Kenyan Drake	7	9	1.3	5	0
Derek Carr	4	9	2.3	5	0
Henry Ruggs III	1	2	2.0	2	0
TOTAL	25	52	2.1	13	0

RECEIVING	NO	YDS	AVG	LG	TD
Henry Ruggs III	5	113	22.6	61T	1
Darren Waller	5	65	13.0	25	0
Hunter Renfrow	5	57	11.4	23	0
Kenyan Drake	5	46	9.2	13	0
Bryan Moreau	3	40	13.3	18	0
Foster Moreau	2	34	17.0	25	1
Derek Carrier	2	13	6.5	9	0
Willie Snead IV	1	14	14.0	14	0
TOTAL	28	382	13.6	61T	2

TOP DEFENSE	TOT	SOLO	AST	SCK	YDS	INT
Denzel Perryman	12	6	6	0.0	0.0	0
Johnathan Abram	7	5	2	0.0	0.0	0
Trayvon Mullen Jr.	7	6	1	0.0	0.0	1

FIELD GOALS	FGM/FGA PERCENT	RESULTS
Daniel Carlson	4-4 100.0	46G, 33G, 41G, 45G
TOTAL	4-4 100.0	

PITTSBURGH STEELERS

PASSING	ATT	CP	YDS	SK/YD	TD	LG	INT	RTG
Ben Roethlisberger	40	27	295	2/3	1	52	1	87.0
TOTAL	40	27	295	2/3	1	52	1	87.0

RUSHING	ATT	YDS	AVG	LG	TD
Najee Harris	10	38	3.8	14	0
JuJu Smith-Schuster	1	3	3.0	3t	1
Benny Snell Jr.	2	1	0.5	1	0
Chase Claypool	1	-3	-3.0	-3	0
TOTAL	14	39	2.8	14	1

RECEIVING	NO	YDS	AVG	LG	TD
Diontae Johnson	9	105	11.7	41	0
JuJu Smith-Schuster	6	41	6.8	17	0
Najee Harris	5	43	8.6	25t	1
Pat Freiermuth	4	36	9.0	14	0
Chase Claypool	3	70	23.3	52	0
TOTAL	27	295	10.9	52	1

TOP DEFENSE	TOT	SOLO	AST	SCK	YDS	INT
Joe Schobert	10	6	4	0.0	0.0	0
Robert Spillane	10	7	3	0.0	0.0	0
Cameron Heyward	7	4	3	0.0	0.0	0

FIELD GOALS	FGM/FGA	PERCENT	RESULTS
Chris Boswell	1-1	100.0	56G
TOTAL	1-1	100.0	

TEAM STATISTICS

RAIDERS

STEELERS

First Downs	22	17
3rd-Down Eff. (Made/Att/Pct)	5/13/38%	5/12/42%
4th-Down Eff. (Made/Att/Pct)	1/1/100%	0/1/0%
Total Net Yards	425	331
Total Plays	64	56
Yards Per Play	6.6	5.9
Rushes/Net Yards	25/52	14/39
Net Passing	373	292
Pass Attempts/Completions	37/28	40/27
Had Intercepted	0	1
Sacked/Yards Lost	2/9	2/3
Punts/Average	4/47.5	4/49.3
Penalties/Yards	5/40	5/43
Fumbles/Lost	2/0	1/0
Possession Time	34:22	25:38



WEEK 1  
Pittsburgh Steelers 23, Buffalo Bills 16  
69,787 🌈 Highmark Stadium 🌈 Sep 12, 2021



Pittsburgh Steelers .....	0	0	6	17	—	23
Buffalo Bills .....	3	7	0	6	—	16

SCORING DRIVES

TEAM	QTR	TIME	SCORING PLAY	PIT	BUF
Bills	1	13:30	T.Bass 37 yd. Field Goal (4-5, 1:30)	0	3
Bills	2	00:22	G.Davis 3 yd. pass from J.Allen (T.Bass kick) (13-91, 5:39)	0	10
Steelers	3	10:23	C.Boswell 24 yd. Field Goal (10-69, 4:37)	3	10
Steelers	3	01:47	C.Boswell 20 yd. Field Goal (11-62, 4:01)	6	10
Steelers	4	11:19	D.Johnson 5 yd. pass from B.Roethlisberger (C.Boswell kick) (4-52, 2:23)	13	10
Steelers	4	09:45	U.Gilbert 9 yd. return of blocked punt (C.Boswell kick)	20	10
Bills	4	05:23	T.Bass 25 yd. Field Goal (9-67, 4:22)	20	13
Steelers	4	02:42	C.Boswell 45 yd. Field Goal (9-48, 2:41)	23	13
Bills	4	00:46	T.Bass 42 yd. Field Goal (10-40, 1:56)	23	16

PITTSBURGH STEELERS

PASSING	ATT	CP	YDS	SK/YD	TD	LG	INT	RTG
Ben Roethlisberger	32	18	188	2/11	1	24	0	83.9
TOTAL	32	18	188	2/11	1	24	0	83.9

RUSHING	ATT	YDS	AVG	LG	TD
Najee Harris	16	45	2.8	18	0
Chase Claypool	1	25	25.0	25	0
Ben Roethlisberger	4	5	1.3	8	0
TOTAL	21	75	3.6	25	0

RECEIVING	NO	YDS	AVG	LG	TD
Diontae Johnson	5	36	7.2	14	1
JuJu Smith-Schuster	4	52	13.0	24	0
Chase Claypool	3	45	15.0	22	0
James Washington	2	10	5.0	9	0
Pat Freiermuth	1	24	24.0	24	0
Eric Ebron	1	19	19.0	19	0
Najee Harris	1	4	4.0	4	0
Zach Gentry	1	-2	-2.0	-2	0
TOTAL	18	188	10.4	24	1

TOP DEFENSE	TOT	SOLO	AST	SCK	YDS	INT
Devin Bush	10	6	4	0.0	0.0	0
Minkah Fitzpatrick	10	6	4	0.0	0.0	0
James Pierre	6	6	0	0.0	0.0	0

FIELD GOALS	FGM/FGA	PERCENT	RESULTS
Chris Boswell	3-3	100.0	24G, 20G, 45G
TOTAL	3-3	100.0	

BUFFALO BILLS

PASSING	ATT	CP	YDS	SK/YD	TD	LG	INT	RTG
Josh Allen	51	30	270	3/16	1	37	0	79.7
TOTAL	51	30	270	3/16	1	37	0	79.7

RUSHING	ATT	YDS	AVG	LG	TD
Devin Singletary	11	72	6.5	25	0
Josh Allen	9	44	4.9	11	0
Matt Breida	4	4	1.0	7	0
Isaiah McKenzie	1	-3	-3.0	-3	0
TOTAL	25	117	4.7	25	0

RECEIVING	NO	YDS	AVG	LG	TD
Stefon Diggs	9	69	7.7	13	0
Cole Beasley	8	60	7.5	12	0
Emmanuel Sanders	4	52	13.0	16	0
Dawson Knox	4	41	10.3	13	0
Devin Singletary	3	8	2.7	5	0
Gabriel Davis	2	40	20.0	37	1
TOTAL	30	270	9.0	37	1

TOP DEFENSE	TOT	SOLO	AST	SCK	YDS	INT
Taron Johnson	7	7	0	0.0	0.0	0
Jordan Poyer	6	5	1	1.0	10.0	0
Micah Hyde	6	5	1	0.0	0.0	0

FIELD GOALS	FGM/FGA	PERCENT	RESULTS
Tyler Bass	3-3	100.0	37G, 25G, 42G
TOTAL	3-3	100.0	

TEAM STATISTICS	STEELERS	BILLS
First Downs	16	22
3rd-Down Eff. (Made/Att/Pct)	4/12/33%	8/18/44%
4th-Down Eff. (Made/Att/Pct)	0/0/0%	1/3/33%
Total Net Yards	252	371
Total Plays	55	79
Yards Per Play	4.6	4.7
Rushes/Net Yards	21/75	25/117
Net Passing	177	254
Pass Attempts/Completions	32/18	51/30
Had Intercepted	0	0
Sacked/Yards Lost	2/11	3/16
Punts/Average	5/41.4	4/34.3
Penalties/Yards	5/32	8/81
Fumbles/Lost	1/0	4/1
Possession Time	26:43	33:17



## THE LAST TIME THE STEELERS/OPPONENT...

**Overtime Game Won**

By Steelers – Pittsburgh 23, Seattle 20, 10/17/21  
By Opponent – Chicago 23, Pittsburgh 17, 9/24/17

**Tie Game**

Home – Pittsburgh 34, Atlanta 34, 11/10/02  
Away – Pittsburgh 21, at Cleveland 21, 9/9/18

**Shutout**

By Steelers – Pittsburgh 27, St. Louis 0, 12/24/11  
By Opponent – Jacksonville 9, Pittsburgh 0, 9/18/06

**Kickoff Returned for a TD**

By Steelers – **JuJu Smith Schuster** (96 yards) vs. Cleveland, 12/31/17  
By Opponent – Jacoby Jones (108 yards) vs. Baltimore, 11/2/14

**Punt Returned for a TD**

By Steelers – **Diontae Johnson** (85 yards) vs. Arizona, 12/8/19  
By Opponent – Desmond King II vs. LA Chargers, 12/12/18

**Intercepted Pass Returned for a TD**

By Steelers – **Joe Haden** (14 yards) vs. Baltimore, 12/2/20  
By Opponent – Taron Johnson (51 yards) at Buffalo, 12/13/20

**Fumble Returned for a TD**

By Steelers – **Minkah Fitzpatrick** (43 yards) vs. L.A. Rams, 11/10/19  
By Opponent – DeAndre Houston-Carson (25 yards) at Pittsburgh, 11/8/21

**Blocked Punt**

By Steelers – **Miles Killebrew** at Buffalo, 9/12/21  
By Opponent – Javorius Allen at Baltimore, 11/6/16

**Blocked Punt for a TD**

By Steelers – **Ulysees Gilbert III** (8 yards) at Buffalo, 9/12/21  
By Opponent – Chris Moore (14 yards) at Baltimore, 11/6/16

**Blocked Field Goal**

By Steelers – J.J. Fort at New Orleans, 12/23/18  
By Opponent – Justin Simmons at Denver, 11/25/18

**Blocked Field Goal for a TD**

By Steelers – Bob O'Neill (73 yards) vs. Chicago Cards, 10/13/57  
By Opponent – Chris Moore (14 yards) at Baltimore, 11/6/16

**Blocked PAT**

By Steelers – **Cameron Heyward** vs. Indianapolis, 11/3/19  
By Opponent – Tyrone Crawford at Dallas, 11/8/20

**Safety Scored**

By Steelers – vs. Denver (Sam Martin tackled in endzone by **Derek Watt**), 9/20/20  
By Opponent – at Baltimore Ravens (Devin Hodges called for intentional grounding in the endzone), 12/29/19



Minkah Fitzpatrick Intercepted Pass for a TD 10/7/18 vs. Atlanta

**Two 100-Yard Rushers in Same Game**

By Steelers – at Carolina (Le'Veon Bell 147, LeGarrette Blount 118), 9/21/14  
By Opponent – None

**200 Yards Rushing**

By Steelers – Le'Veon Bell (236 yards) at Buffalo, 12/11/16  
By Opponent – Jay Ajayi (204 yards) at Miami, 10/16/16

**300 Yards Passing**

By Steelers – **Ben Roethlisberger** (315 yards) vs. Cincinnati, 9/26/21  
By Opponent – Drew Brees (326 yards) at New Orleans, 12/23/18

**400 Yards Passing**

By Steelers – **Ben Roethlisberger** (402 yards) at Denver, 11/25/18  
By Opponent – Ryan Fitzpatrick (411 yards) at Tampa Bay, 9/24/18

**500 Yards Passing**

By Steelers – **Ben Roethlisberger** (506 yards) vs. Baltimore, 12/10/17  
By Opponent – None

**200 Yards Receiving**

By Steelers – Markus Wheaton (201 yards) at Seattle, 11/29/15  
By Opponent – A.J. Green (224 yards) at Cincinnati, 12/7/14

**Four TD Passes**

By Steelers – **Ben Roethlisberger** vs. Cincinnati, 11/15/20  
By Opponent – Derek Carr vs. Oakland, 11/8/15

**Five TD Passes**

By Steelers – **Ben Roethlisberger** vs. Carolina, 11/8/18  
By Opponent – Russell Wilson at Seattle, 11/29/15

**Six TD Passes**

By Steelers – **Ben Roethlisberger** vs. Baltimore, 11/2/14  
By Opponent – Patrick Mahomes vs. Kansas City, 9/16/18

**Three TD Receptions**

By Steelers – Chase Claypool vs. Philadelphia, 10/11/20  
By Opponent – Doug Baldwin at Seattle, 11/29/15

**Four TD Receptions**

By Steelers – Roy Jefferson vs. Atlanta, 11/3/68  
By Opponent – Don Beebe at Buffalo, 9/8/91

**Three TDs Rushing**

By Steelers – Le'Veon Bell at Buffalo, 12/11/16  
By Opponent – Arlen Harris vs. St. Louis, 10/26/03

**Four Field Goals**

By Steelers – **Chris Boswell** vs. Indianapolis, 11/3/19  
By Opponent – Justin Tucker vs. Baltimore, 9/30/18

**Five Field Goals**

By Steelers – **Chris Boswell** at Cincinnati, 10/22/17  
By Opponent – Matt Prater at Detroit, 10/29/17

**Six Field Goals**

By Steelers – **Chris Boswell** at Cincinnati, 12/18/16  
By Opponent – Todd Peterson vs. Seattle, 9/26/99

**Three Interceptions**

By Steelers – Darren Perry at Cleveland, 9/11/94  
By Opponent – Dick Anderson (4) at Miami, 12/3/73

**Four Interceptions**

By Steelers – Jack Butler vs. Washington, 12/13/53  
By Opponent – Dick Anderson at Miami, 12/3/73

THE LAST TIME THE STEELERS/OPPONENT...	
Three Sacks	By Steelers – <b>T.J. Watt</b> vs. Chicago, 11/8/21 By Opponent – Terrell Suggs at Baltimore, 9/11/11
Four Sacks	By Steelers – Joey Porter at Tampa Bay, 10/21/01 By Opponent – Alfred Williams vs. Cincinnati, 10/16/94
Five Sacks	By Steelers – Joe Greene at Houston, 12/10/72 By Opponent – None
Gained 500 Yards of Total Offense	By Steelers – 527 (75 rushing, 452 passing) at Denver, 11/25/18 By Opponent – 610 (197 rushing, 413 passing) at New England, 11/3/13
Limited Team to Under 100 Yards of Total Offense	By Steelers – 98 (81 rushing, 17 passing), 10/29/06 at Oakland By Opponent – 53 (36 rushing, 17 passing), 9/10/89 vs. Cleveland
Three Interceptions (TEAM)	By Steelers – at Arizona, 12/8/19 By Opponent – at Tennessee, 10/25/20
Four Interceptions (TEAM)	By Steelers – at Jacksonville, 11/22/20 By Opponent – vs. Buffalo, 12/15/19
Five Interceptions (TEAM)	By Steelers: 12/5/93 vs. New England By Opponent: 10/8/17 vs. Jacksonville
Five Takeaways (TEAM)	By Steelers – (5) at San Francisco (2 INT, 3 FUM), 9/22/19 By Opponent – (5) vs. Buffalo (4 INT, 1 FUM), 12/15/19
Six Takeaways (TEAM)	By Steelers – (7) at Tennessee (3 INT, 4 FUM), 9/19/10 By Opponent – (6) at Cleveland (4 INT, 2 FUM), 9/9/18
Two 100-Yard Receivers in Same Game	By Steelers – at New Orleans (Brown 185, <b>Smith-Schuster 115</b> ), 12/23/18 By Opponent – vs. Kansas City (Kelce 109, Watkins 100), 9/16/18
100 Yards Rushing	By Steelers – at Pittsburgh (32-105), 11/8/21 By Opponent – vs. Seattle (27-144), 10/17/21
200 Yards Rushing	By Steelers: at Buffalo (42-240), 12/11/16 By Opponent: at Baltimore (47-265), 11/1/20
100-Yard Rusher and 100-Yard Receiver	By Steelers – vs. Denver ( <b>Harris 122, Claypool 130</b> ), 11/28/19 By Opponent – at Baltimore (Dobbins 113, Snead 106), 11/1/20
100-Yard Rusher and Two 100-Yard Receivers	By Steelers – at Cincinnati (Conner 111, <b>Smith-Schuster 111</b> , Brown 105), 10/7/18 By Opponent – at New England (Ridley 115, Gronkowski 143, Dobson 130), 11/3/13
100-Yard Rusher, 300-Yard Passer and 100-Yard Receiver	By Steelers – at Cleveland (Conner 135, <b>Roethlisberger 335, Smith-Schuster 119</b> ), 9/9/18 By Opponent – vs. Dallas (Elliott 114, Prescott 319, Bryant 116), 11/13/16
100-Yard Rusher, 300-Yard Passer and Two 100-Yard Receivers	By Steelers – at Cincinnati (Conner 111, <b>Smith-Schuster 111</b> , Brown 105, <b>Roethlisberger 369</b> ), 10/14/18 By Opponent – at New England (Ridley 115, Brady 432, Gronkowski 143, Dobson 130), 11/3/13
100-Yard Rusher and 300-Yard Passer	By Steelers – vs. Indianapolis (D. Williams 134, <b>Roethlisberger 364</b> ), 12/6/15 By Opponent – at New England (Ridley 115, Brady 432), 11/3/13
100-Yard Receiver and 300-Yard Passer	By Steelers – vs. Cincinnati ( <b>Harris 116, Roethlisberger 318</b> ), 9/26/21 By Opponent – vs. Las Vegas (Ruggs 113, Carr 382), 9/19/21
Two 100-Yard Receivers and 300-Yard Passer	By Steelers – at New Orleans (Brown 185, <b>Smith-Schuster 115, Roethlisberger 462</b> ), 12/23/18 By Opponent – vs. Kansas City (Kelce 109, Watkins 100, Mahomes 326), 9/16/18
100-Yard Rusher, 100-Yard Receiver, 200-Yard Receiver and 400-Yard Passer	By Steelers: vs. Atlanta (Zereoue 123, Burress 253, Ward 139, Maddox 473), 11/10/02 By Opponent – None
100-Yard Rusher, Two 100-Yard Receivers and 400-Yard Passer	By Steelers: vs. Atlanta (Zereoue 123, Burress 253, Ward 139, Maddox 473), 11/10/02 By Opponent: at New England (Ridley 115, Gronkowski 143, Dobson 130, Brady 432), 11/3/13
Three 100-Yard Receivers and 300-Yard Passer	By Steelers: vs. Chicago Cardinals (Orr 205, McClairn 139, Tracy 106, Layne 409), 12/13/58 By Opponent – at St. Louis (D. Williams 114, Conrad 133, Smith 105, Hart 353), 11/10/68
Three Rushing Touchdowns	By Steelers – vs. Cleveland (Connor 1, Claypool 1, Snell 1), 10/18/20 By Opponent – at New Orleans (Kamara 2, Ingram 1), 12/23/18
Four Rushing Touchdowns	By Steelers – Detroit (Bettis 3, <b>Roethlisberger 1</b> ), 1/1/06 By Opponent – at San Diego (McGee 2, Anderson 1, Spencer 1), 12/8/85
Five Rushing Touchdowns	By Steelers – at Kansas City (Bettis 2, Stewart 2, Pegram 1), 11/3/96 By Opponent – at Cleveland (Hanulak 3, Morrison 1, Reynolds 1), 12/12/54
Three Touchdown Passes	By Steelers – vs. Indianapolis ( <b>Roethlisberger 3</b> ), 12/27/20 By Opponent – at Tampa Bay (Fitzpatrick 3), 9/29/18
Four Touchdown Passes	By Steelers – vs. Cincinnati (Roethlisberger 4), 11/15/20 By Opponent – at Oakland (Carr 4), 11/18/15
Five Touchdown Passes	By Steelers – vs. Carolina ( <b>Roethlisberger 5</b> ), 11/8/18 By Opponent – at Seattle (Wilson 5), 11/29/15
Six Touchdown Passes	By Steelers – vs. Baltimore ( <b>Roethlisberger 6</b> ), 11/2/14 By Opponent – vs. Kansas City (Mahomes 6), 9/16/18

## THE LAST TIME THE STEELERS/OPPONENT...

**Six Sacks**

By Steelers – at Jacksonville (6-40), 11/18/18  
 By Opponent – vs. Baltimore (6-34), 11/20/05

**Seven or more Sacks**

By Steelers – vs. Denver Broncos (7-61), 9/20/20  
 By Opponent – at Cleveland (8-60), 12/20/09

**Two Opponent Fumble Recoveries**

By Steelers – vs. Cincinnati (B. Snell 1, S. Nelson 1), 11/15/20  
 By Opponent – at New Orleans (Okafor 1, Davis 1), 12/23/18

**Three Opponent Fumble Recoveries**

By Steelers – at San Francisco (**D. Bush 2, T. Watt 1**), 9/22/19  
 By Opponent – at Cleveland (Schobert 2, Peppers 1), 9/9/18

**Shutout on Road**

By Steelers – at Cleveland (41-0), 12/24/05  
 By Opponent – at Baltimore (0-27), 11/26/06

**Shutout at Home**

By Steelers – vs. St. Louis (27-0), 12/24/11  
 By Opponent – vs. Baltimore (0-16), 9/3/00

**Overtime Win away from Pittsburgh**

By Steelers – at Buffalo (19-16), 11/28/10  
 By Opponent – at Dallas (27-24), 12/16/12

**Overtime Win in Pittsburgh**

By Steelers – vs. Seattle (23-20), 10/17/21  
 By Opponent – vs. Baltimore (23-20), 10/1/15

**40 Points**

By Steelers – vs. Atlanta (41-17), 10/17/18  
 By Opponent – vs. Kansas city (42-37), 9/16/18

**50 Points**

By Steelers – vs. Carolina (52-21), 11/8/18  
 By Opponent – at New England (55-31), 11/3/13

**Two-Point Conversion**

By Steelers – at Buffalo (Roethlisberger - Ebron pass),  
 12/13/20  
 By Opponent – vs. Denver (Driskel-Fant pass), 9/20/20

**Missed Point-After-Touchdown Attempt**

By Steelers – vs. Chicago (**Chris Boswell** missed kick),  
 11/8/21  
 By Opponent – at Buffalo (Tyler Bass missed wide right),  
 12/13/20