



Steelers

2021 WILD CARD WEEKEND

PITTSBURGH STEELERS at KANSAS CITY CHIEFS

Sunday, Jan. 16

GEHA Field at Arrowhead Stadium

PITTSBURGH STEELERS COMMUNICATIONS

Burt Lauten - Director of Communications
 Michael Bertsch - Communications Manager
 Angela Tegnella - Communications Coordinator
 MacKaiya Cherry - Communications Assistant/Social Media



UPMC ROONEY
SPORTS COMPLEX

PITTSBURGH STEELERS

3400 South Water Street • Pittsburgh, PA 15203
 412-432-7820

PITTSBURGH STEELERS GAME RELEASE WILD CARD WEEKEND

KANSAS CITY CHIEFS

GAME INFORMATION

	Sunday, January 16 8:20 p.m. ET		Arrowhead Stadium Kansas City, MO Capacity 79,451 // Natural Grass
	NBC Locally WPXI-TV		Al Michaels (play-by-play) Cris Collinsworth (analysis) Michele Tafoya (sideline)
	Steelers Radio Network (48 affiliates) 102.5 WDVE-FM (Pittsburgh) 970 WBGG-AM (Pittsburgh)		Bill Hillgrove (play-by-play) Craig Woffley (analysis) Missi Matthews (sideline) Max Starks (sideline)
	Westwood Radio (National)		Kevin Harlan (play-by-play) Trent Green (analysis) Olivia Harlan-Dekker (sideline)

THE SERIES

All-Time	Steelers lead, 23-13	Last: Chiefs Win, 36-10 (Dec. 26, 2021)
Home	Steelers lead, 11-5	Last: Chiefs Win, 42-37 (Sept. 16, 2018)
Away	Steelers lead, 12-8	Last: Chiefs Win, 36-10 (Dec. 26, 2021)

THE COACHES

	Head Coach	At Franchise	Overall	vs. Opp
Steelers	Mike Tomlin	154-85-2 (15)	154-85-2 (15)	5-4
Chiefs	Andy Reid	103-42 (9)	233-135-1 (23)	5-5

COMMUNICATIONS STAFF

Director of Communications	Burt Lauten	lautenb@steelers.nfl.com 412-432-7821
Communications Manager	Michael Bertsch	bertschm@steelers.nfl.com 412-432-7822
Communications Coordinator	Angela Tegnella	tegnellaa@steelers.nfl.com 412-432-7820
Communications Assistant/Social Media	MacKaiya Cherry	cherrym@steelers.nfl.com 412-432-7893

2021 REGULAR-SEASON SCHEDULE (9-7-1)

Day	Date	Opponent	TV	Time/Result
Sun.	Sept. 12	at Buffalo		W, 23-16
Sun.	Sept. 19	Las Vegas		L, 26-17
Sun.	Sept. 26	Cincinnati		L, 24-10
Sun.	Oct. 3	at Green Bay		L, 27-17
Sun.	Oct. 10	Denver		W, 27-19
Sun.	Oct. 17	Seattle		W, 23-20 (ot)

BYE WEEK

Sun.	Oct. 31	at Cleveland		W, 15-10
Mon.	Nov. 8	Chicago		W, 29-27
Sun.	Nov. 14	Detroit		T, 16-16 (ot)
Sun.	Nov. 21	at L.A. Chargers		L, 41-37
Sun.	Nov. 28	at Cincinnati		L, 41-10
Sun.	Dec. 5	Baltimore		W, 20-19
Thur.	Dec. 9	at Minnesota		L, 36-28
Sun.	Dec. 19	Tennessee		W, 19-13
Sun.	Dec. 26	at Kansas City		L, 36-10
Mon.	Jan. 3	Cleveland		W, 26-14
Sun.	Jan. 9	at Baltimore*		W, 16-13 (ot)

*Sunday night games in Weeks 5-17 subject to change; Week 18 game TBD

NOTE: All times are Eastern

Home games in **BOLD**

2021 POSTSEASON SCHEDULE

Day	Date	Opponent	TV	Time/Result
Sun.	Jan. 16	at Kansas City		8:20 p.m. ET
Sat./Sun.	Jan. 22/23	Divisional Playoff Games		
Sun.	Jan. 30	Conference Championships		
Sun.	Feb. 13	Super Bowl LVI (Los Angeles, CA)		

WHAT'S INSIDE

3	Covering The Steelers	56-58	Series History	167	Big Plays (GBG)	192-193	Offense/Defense (GBG)
4	Countdown To Kickoff	59	NFL Standings	168	Opp. Big Plays (GBG)	194-195	Turnover Chart
5-8	Steelers in the Playoffs	60	Steelers Record When	169	Big Returns/Opp. Big Returns	196-197	Ind. GBG (Passing)
8-15	Team Notes	61-64	Roster Information	170-173	Drive Charts	198-199	Ind. GBG (Rushing)
16	Tomlin's Record When	65	How the Steelers Were Built	174	Opening Drives	200-201	Ind. GBG (Receiving)
17-20	Tomlin Notes	66	Depth Chart	175	Drive Production (GBG)	202-204	Ind. GBG (Defense)
19-20	Team Offense Notes	67-68	Transactions	176-177	Scoring Drives	205	Ind. GBG (Fumble Returns)
21	Ben By The Numbers	69-156	Updated Player Bios	178	Longest Drives	206	Ind. GBG (Int. Returns)
22	Ben Moving On Up	157-158	Results/Individual Statistics	179-180	Red-Zone Efficiency	207-208	Ind. GBG (Special Teams)
23-31	Ben Roethlisberger Notes	159	Special Teams Tackles	181	Yards Gained by Down	209	Ind. GBG (Punting)
31-36	Individual Offense Notes	160	Game-by-Game Starters	182	Third Down Efficiency/Opp.	210	Ind. GBG (Field Goals)
36-39	Team Defense Notes	161	Participation	183	Fourth Down Efficiency/Opp.	211	Ind. GBG (Kickoff Returns)
40	Watt To Look For	162-163	Individual Game Highs	184-188	Defensive Summaries	212	Ind. GBG (Punt Returns)
41-47	T.J. Watt Notes	164	Big Yardage Games	189	Defensive Stats (GBG)	213-229	Game Summaries
47-52	Individual Defense Notes	165	Big Pass Plays (20+)	190	Team Rankings	230-232	The Last Time (Playoffs)
52-55	Special Team Notes	166	Big Run Plays (10+)	191	Week-by-Week NFL Rankings	233-283	Playoff Record Book

COUNTDOWN TO KICKOFF

1988	The Steelers either lead the NFL or tied for the League lead in sacks dating back to the start of every season since 1988.
1,667	RB Najee Harris's 1,667 yards from scrimmage are the most by a rookie running back in franchise history. His 74 receptions are the most by a rookie in franchise history.
381	RB Najee Harris' 381 touches without a fumble is the most by a rookie running back without a fumble since Edgerin James had 431 in 1999 and fifth-most in League history.
300+	Pittsburgh has allowed just four 300-yard passers since the start of the 2019 season, which is the fewest in the NFL over the span. The quarterbacks to throw for 300 yards against the Steelers over their last 46 games, include Justin Herbert (2021, Week 11 at L.A. Chargers), Derek Carr (2021, Week 2 vs. Las Vegas), Tom Brady (2019, Week 1 at New England) and Philip Rivers (2019, Week 6 at L.A. Chargers).
289	Pittsburgh has registered an NFL-best 289 tackles for loss since the start of the 2019 season. The Steelers led the NFL with 103 tackles for loss in 2020, which were the most by the franchise and tied for third in the NFL since 2008.
200+	Baltimore QB Tyler Huntley threw for just 141 yards in Week 18. Pittsburgh has limited 25 opponents to 200 passing yards or less since 2019, which is the fourth-most in the NFL over the span.
169	Pittsburgh has scored 169 points in the fourth quarter this season, which is the most in the NFL in 2021 and most in franchise history. The Steelers own a 60-point scoring margin (169-109) in the fourth quarter this season, which is the third-largest in the NFL in 2021 and second-largest by the franchise since 2000.
136	Mike Tomlin and QB Ben Roethlisberger have teamed up for 136 regular-season wins, which is the second-most by a head coach-quarterback pairing in NFL history.
87	Pittsburgh has registered 87 takeaways since the start of the 2019 season, which is the second-most in the NFL in that span. The Steelers have forced multiple turnovers in 29 games in the same span, which leads the League.
68.0	DT Cameron Heyward's 68.0 career sacks are the most by a Steelers' defensive lineman since 1982, third-most by an active NFL defensive tackle, fifth-most in franchise history and fourth-most by a Steeler since 1982.
62	Pittsburgh registered 62 starts by rookie players through in 2021, which is the third-most in the NFL. The Steelers' 62 starts by rookie players are the most by the Steelers since at least 1991.
60	TE Pat Freiermuth's 60 receptions are the most by a rookie tight end in franchise history and fifth-most by a rookie tight end in NFL history.
57	Pittsburgh has registered 57 starts on offense alone from rookies in 2021, which is the most in the NFL. The Steelers' 57 starts by rookie offensive players are the most by the Steelers since at least 1991.
16	S Minkah Fitzpatrick's 16 takeaways (interceptions, fumble recoveries) are tied for the third-most in the NFL since the start of the 2019 season.
17	K Chris Boswell has made 17 of 21 field goal attempts in his NFL career from 50 yards or further. His 17 field goals made from 50+ yards are the most in franchise history.
11	K Chris Boswell has made 11 of 13 career field goals (84.6%) in the final two minutes of regulation and overtime.
10+	The Steelers have won four games when trailing at halftime by 10 or more points since the start of 2020, which is the most in the NFL. Pittsburgh has also won eight games when trailing by 10 or more points since the start of 2020, which is the most in the NFL.
10	LB Joe Schobert has 10 interceptions since 2017, which is the second-most in the League among linebackers.

COUNTDOWN TO KICKOFF

9	K Chris Boswell has connected on 15 of his last 17 field goals of 50+ yards. He made nine straight field goals of 50+ yards before his miss from 56 yards in Week 15 vs. Tennessee. Boswell's previous miss of a field goal of 50+ yards was in Week 7 of 2019 (vs. Miami, Oct. 28).
8	RB Najee Harris has already registered three 100-yard rushing games and one 100-yard receiving game. He is the first rookie running back in franchise history and eighth in NFL history to register three or more 100-yard rushing games, and a 100-yard receiving game, in the same season (last, Roy Helu Jr., Washington Football Team, 2011).
7.0+	DT Cameron Heyward has now registered at least 7.0 or more sacks in a season six different times in his career, which is tied for the eighth-most by a defensive tackle since 1982.
8	K Chris Boswell made eight field goals of 50 yards or longer in 2021 – the most by a Steelers kicker in a single season. His eight 50+-yard field goals are the second most in the NFL this season and tied for the fifth-most in a season since 2000.
8	The Steelers have won eight games when trailing at the end of the third quarter since the start of 2020, which is the most in the NFL. Pittsburgh's .447 winning percentage when trailing at the end of the third quarter is the second-highest in the NFL since the start of 2020.
7	With Pittsburgh's 19-13 victory over Tennessee in Week 15, in which the Steelers trailed, 13-3, at halftime, Pittsburgh has now won seven games when trailing at intermission since the start of 2020, which is tied for the most in the NFL.
7	TE Pat Freiermuth's seven TD receptions in 2021 nearly equal the rest of the entire rookie TE class (nine) and are tied for the most by a rookie tight end in franchise history. His seven TD receptions are tied for the fourth-most by a rookie tight end in NFL history.
5	Pittsburgh led the NFL with 55.0 sacks in 2021. The Steelers led the League in sacks in each of the last five seasons (2017-21). The Steelers are the first team in NFL history to lead the NFL in sacks in four straight seasons, let alone five.
5+	WR Diontae Johnson has recorded five or more catches in 12 straight games, which is the second-longest active streak in the NFL. His streak of 12 consecutive games with five or more catches is the third-longest streak in franchise history.
4+	Pittsburgh has started four or more rookies in 10 games in 2021, which is the second-most in the NFL. The Steelers started four or more rookies in a game just five times over the previous 30 seasons (1991-2020).
4TH	With the 29-27 victory over Chicago in Week 9, head coach Mike Tomlin became the 20th head coach in NFL history to reach 150 career wins. He reached the 150-win plateau in the fourth-fewest games (232 games) in League history.
2ND	LB Joe Schobert has registered at least 100 tackles in each of the last five seasons. His 633 tackles are the second-most in the NFL since the start of the 2017 season.
2ND	Since joining the Steelers in 2015, K Chris Boswell is 182-of-206 field goal attempts (88.3%). He ranks second in field goal percentage among all NFL kickers with at least 200 field goal attempts since 2015.
1	K Chris Boswell is one of two kickers in the NFL this season with three or more field goals made in a single quarter (and both came in the fourth quarter, Week 9 vs. Chicago, and Week 15 vs. Tennessee). He is the first kicker in the NFL with three or more field goals made in multiple fourth quarters in the same season since Cairo Santos (Kansas City) in Week 2 and Week of 2016.
1	RB Najee Harris led NFL rookie running backs in carries (307), rushing yards (1,200), rushing TDs (seven), total TDs (10), first downs by rush (62), touches (381), targets (94), receptions (74), receiving yards (467), total first downs gained (84) and yards from scrimmage (1,667).



SECOND TIME AROUND

- Pittsburgh will face Kansas City for the second time in the 2021 season (Week 16, L, 36-10 at GEHA Field at Arrowhead Stadium).
- Pittsburgh is 10-14 all-time against a non-divisional opponent in the second matchup of the season in such games.

DATE	OPPONENT	RESULT	ROUND
9/17/72	vs. Oakland Raiders	W, 34-28	Regular Season
12/23/72	vs. Oakland Raiders	W, 13-7	Divisional Playoff
11/11/73	at Oakland Raiders	W, 17-9	Regular Season
12/22/73	at Oakland Raiders	L, 33-14	Divisional Playoff
9/29/74	vs. Oakland Raiders	L, 17-0	Regular Season
12/29/74	at Oakland Raiders	W, 24-13	AFC Championship
9/12/76	at Oakland Raiders	L, 31-28	Regular Season
12/26/76	at Oakland Raiders	L, 24-7	AFC Championship
11/6/77	at Denver Broncos	L, 21-7	Regular Season
12/24/77	at Denver Broncos	L, 34-21	Divisional Playoff
12/16/78	at Denver Broncos	W, 21-17	Regular Season
12/30/78	vs. Denver Broncos	W, 33-10	Divisional Playoff
10/7/84	vs. Miami Dolphins	L, 31-7	Regular Season
1/6/85	at Miami Dolphins	L, 45-28	AFC Championship
11/5/89	at Denver Broncos	L, 34-7	Regular Season
1/7/90	at Denver Broncos	L, 24-23	Divisional Playoff
11/8/92	at Buffalo Bills	L, 28-20	Regular Season
1/9/93	vs. Buffalo Bills	L, 24-3	Divisional Playoff
12/24/94	at San Diego Chargers	L, 37-34	Regular Season
1/15/95	vs. San Diego Chargers	L, 17-13	AFC Championship
12/7/97	vs. Denver Broncos	W, 35-24	Regular Season
1/11/98	vs. Denver Broncos	L, 24-21	AFC Championship
12/13/97	at New England Patriots	W, 24-21 (OT)	Regular Season
1/3/98	vs. New England Patriots	W, 7-6	Divisional Playoff
11/17/02	at Tennessee Titans	L, 31-23	Regular Season
1/11/03	at Tennessee Titans	L, 34-31 (OT)	Divisional Playoff
10/31/04	vs. New England Patriots	W, 34-20	Regular Season
1/23/05	vs. New England Patriots	L, 41-27	AFC Championship
12/12/04	vs. New York Jets	W, 17-6	Regular Season
1/15/05	vs. New York Jets	W, 20-17 (OT)	Divisional Playoff

11/28/05	at Indianapolis Colts	L, 26-7	Regular Season
1/15/06	at Indianapolis Colts	W, 21-18	Divisional Playoff
12/16/07	vs. Jacksonville Jaguars	L, 29-22	Regular Season
1/5/08	vs. Jacksonville Jaguars	L, 31-29	AFC Wild Card
11/16/08	vs. San Diego Chargers	W, 11-10	Regular Season
1/11/09	vs. San Diego Chargers	W, 35-24	Divisional Playoff
12/19/10	vs. New York Jets	L, 22-17	Regular Season
1/23/11	vs. New York Jets	W, 24-19	AFC Championship
12/20/15	vs. Denver Broncos	W, 34-27	Regular Season
1/17/16	at Denver Broncos	L, 23-16	Divisional Playoff
10/16/16	at Miami Dolphins	L, 30-15	Regular Season
1/8/17	vs. Miami Dolphins	W, 30-12	AFC Wild Card
10/2/16	vs. Kansas City Chiefs	W, 43-14	Regular Season
1/15/17	at Kansas City Chiefs	W, 18-16	Divisional Playoff
10/23/16	vs. New England Patriots	L, 27-16	Regular Season
1/22/17	at New England Patriots	L, 36-17	AFC Championship
10/8/17	vs. Jacksonville Jaguars	L, 30-9	Regular Season
1/14/18	vs. Jacksonville Jaguars	L, 45-42	Divisional Playoff
12/26/21	at Kansas City Chiefs	L, 36-10	Regular Season
1/16/22	at Kansas City Chiefs		Wild Card

STEELERS IN THE PLAYOFFS

- Pittsburgh will make its 32nd playoff appearance in franchise history when they open the 2021 postseason at GEHA Field at Arrowhead Stadium on Sunday, Jan. 16.
- The Steelers own a 36-26 (.581) record in the playoffs in franchise history.
- Pittsburgh has played in 62 playoff games in franchise history, which is the second-most in NFL history.

MOST PLAYOFF GAMES IN NFL HISTORY

RANK	TEAM	GAMES
1.	Dallas Cowboys	63
2.	Pittsburgh Steelers	62
3.	Green Bay Packers	60
4.	New England Patriots	58
5.	San Francisco 49ers	53
6.	Minnesota Vikings	51
7.	New York Giants	49
	Los Angeles Rams	49
9.	Indianapolis Colts	48
10.	Philadelphia Eagles	46

- Pittsburgh's 36 playoff victories in franchise history are tied with Green Bay for the second-most in League history.

MOST PLAYOFF WINS IN NFL HISTORY

RANK	TEAM	WINS
1.	New England Patriots	37
2.	Pittsburgh Steelers	36
	Green Bay Packers	36
4.	Dallas Cowboys	35
5.	San Francisco 49ers	32

- Pittsburgh's .581 playoff winning percentage in franchise history is the fourth-highest in League history.

HIGHEST PLAYOFF WIN PERCENTAGE IN NFL HISTORY (MIN. 30 GAMES)

RANK	TEAM	W	L	WIN PCT.
1.	New England Patriots	37	21	.638
2.	San Francisco 49ers	32	21	.604
3.	Green Bay Packers	36	24	.600
4.	Pittsburgh Steelers	36	26	.581
5.	Las Vegas Raiders	25	19	.568

STEELERS VS. TEAMS: PLAYOFFS

TEAM	RECORD	WIN PCT.
Baltimore/Indianapolis Colts	5-0	1.000
Cincinnati Bengals	2-0	1.000
New York Jets	2-0	1.000
Arizona Cardinals**	1-0	1.000
Los Angeles Rams**	1-0	1.000
Minnesota Vikings**	1-0	1.000
Seattle Seahawks**	1-0	1.000
Baltimore Ravens	3-1	.750
Houston Oilers/Tennessee Titans	3-1	.750
Cleveland Browns	2-1	.667
Buffalo Bills	2-1	.667
Dallas Cowboys**	2-1	.667
Kansas City Chiefs	1-1	.500
Miami Dolphins	2-2	.500
Oakland/Los Angeles Raiders	3-3	.500
Denver Broncos	3-5	.375
San Diego Chargers	1-2	.333
New England Patriots	1-4	.200
Green Bay Packers**	0-1	.000
Detroit Lions	0-1	.000
Philadelphia Eagles*	0-1	.000
Jacksonville Jaguars	0-2	.000
Total	36-26	.581

* 1947 Eastern Division playoff game

** Super Bowl opponent

STEELERS IN THE WILD CARD

- The Steelers make their 13th appearance in an NFL Wild Card playoff in franchise history when they open the 2021 postseason at GEHA Field at Arrowhead Stadium on Sunday, Jan. 16.
- Pittsburgh owns a 6-6 (.500) record in the Wild Card round.
- The Steelers last played a Wild Card game in 2020 when they lost to Cleveland, 16-13.
- Pittsburgh is 3-2 (.600) in road Wild Card games.

DATE	OPPONENT	RESULT
1/10/21	vs. Cleveland Browns	L, 48-37
1/8/17	vs. Miami Dolphins	W, 30-12
1/9/16	at Cincinnati Bengals	W, 18-16
1/3/15	vs. Baltimore Ravens	L, 30-17
1/8/12	at Denver Broncos	L, 29-23
1/5/08	vs. Jacksonville Jaguars	L, 31-29
1/8/06	at Cincinnati Bengals	W, 31-17
1/5/03	vs. Cleveland Browns	W, 36-33
12/29/96	vs. Indianapolis Colts	W, 42-14
1/8/94	at Kansas City Chiefs	L, 24-27 (OT)
12/31/89	at Houston Oilers	W, 26-23
1/9/83	vs. San Diego Chargers	L, 31-28
Total		6-6 (.500)

STEELERS PLAYOFF OT GAMES

- Pittsburgh's last overtime playoff game - a loss at Denver in a 2011 Wild Card - was the team's fifth overtime postseason game in franchise history.
- The Steelers are 2-3 in those contests (1-3 on the road), with all games being decided by six points (except for the Broncos game). All three of the Steelers' overtime losses have come on the road.

DATE	OPPONENT	RESULT	ROUND
12/31/89	at Houston Oilers	W, 26-23	Wild Card
1/8/94	at Kansas City Chiefs	L, 27-24	Wild Card
1/11/03	at Tennessee Titans	L, 34-31	Divisional
1/15/05	vs. New York Jets	W, 20-17	Divisional
1/8/12	at Denver Broncos	L, 29-23	Wild Card

STEELERS IN THE DIVISIONAL ROUND

- Pittsburgh owns a 16-10 (.615) record in its 26 Divisional Playoff games:

DATE	OPPONENT	RESULT
1/14/18	vs. Jacksonville Jaguars	L, 45-42
1/15/17	at Kansas City Chiefs	W, 18-6
1/17/16	at Denver Broncos	L, 23-16
1/15/11	vs. Baltimore Ravens	W, 31-24
1/11/09	vs. San Diego Chargers	W, 35-24
1/15/06	at Indianapolis Colts	W, 21-18
1/15/05	vs. New York Jets	W, 20-17 (OT)
1/11/03	at Tennessee Titans	L, 34-31 (OT)
1/20/02	vs. Baltimore Ravens	W, 27-10
1/3/98	vs. New England Patriots	W, 7-6
1/5/97	at New England Patriots	L, 28-3
1/6/96	vs. Buffalo Bills	W, 40-21
1/7/95	vs. Cleveland Browns	W, 29-9
1/9/93	vs. Buffalo Bills	L, 24-3
1/7/90	at Denver Broncos	L, 24-23
12/30/84	at Denver Broncos	W, 24-17
1/1/84	at Los Angeles Raiders	L, 38-10
12/30/79	vs. Miami Dolphins	W, 34-14
12/30/78	vs. Denver Broncos	W, 33-10
12/24/77	at Denver Broncos	L, 34-21
12/19/76	at Baltimore Colts	W, 40-14
12/27/75	vs. Baltimore Colts	W, 28-10
12/22/74	vs. Buffalo Bills	W, 32-14
12/22/73	at Oakland Raiders	L, 33-14
12/23/72	vs. Oakland Raiders	W, 13-7
12/21/47	vs. Philadelphia Eagles	L, 21-0
Total		16-10 (.615)

STEELERS IN THE AFC CHAMPIONSHIP

- The Steelers made their 16th appearance in an AFC Championship Playoff game when they fell to the New England Patriots, 36-17, on Sunday, Jan. 22, 2017, at Gillette Stadium.
- Pittsburgh has an 8-8 (.500) record in its 16 AFC Championship games.

DATE	OPPONENT	RESULT
12/31/72	vs. Miami Dolphins	L, 21-17
12/29/74	at Oakland Raiders	W, 24-13
1/4/76	vs. Oakland Raiders	W, 16-10
12/26/76	at Oakland Raiders	L, 24-7
1/7/79	vs. Houston Oilers	W, 34-5
1/6/80	vs. Houston Oilers	W, 27-13
1/6/85	at Miami Dolphins	L, 45-28
1/15/95	vs. San Diego Chargers	L, 17-13
1/14/96	vs. Indianapolis Colts	W, 20-16
1/11/98	vs. Denver Broncos	L, 24-21
1/27/02	vs. New England Patriots	L, 24-17
1/23/05	vs. New England Patriots	L, 41-27
1/22/06	at Denver Broncos	W, 34-17
1/18/09	vs. Baltimore Ravens	W, 23-14

1/23/11	vs. New York Jets	W, 24-18
1/22/17	at New England Patriots	L, 36-17
Total		8-8 (.500)

STEELERS SUPER BOWL HISTORY

- The Steelers are 36-26 (.581) in the postseason, including a 21-12 record at home, 9-12 mark on the road and 6-2 record at neutral sites (Super Bowls IX, X, XIII, XIV, XXX, XL, XLIII and XLV).
- Pittsburgh has played in the Super Bowl three times since 2005 and the team's eight trips to the Super Bowl are tied for the second most in NFL history with the Dallas Cowboys and Denver Broncos (New England: 10). The Steelers' six wins in the Super Bowl are tied for the most in league history.

DATE	OPPONENT	RESULT	SITE
1/12/75	Minnesota Vikings	W, 16-6	New Orleans, La.
1/18/76	Dallas Cowboys	W, 21-17	Miami, Fla.
1/21/79	Dallas Cowboys	W, 35-31	Miami, Fla.
1/20/80	Los Angeles Rams	W, 31-19	Pasadena, Calif.
1/28/96	Dallas Cowboys	L, 27-17	Tempe, Ariz.
2/5/06	Seattle Seahawks	W, 21-10	Detroit, Mich.
2/1/09	Arizona Cardinals	W, 27-23	Tampa, Fla.
2/6/11	Green Bay Packers	L, 31-25	Arlington, Texas
Total		6-2 (.750)	

TOMLIN IN THE PLAYOFFS

- Mike Tomlin is only the second coach in NFL history to reach two Super Bowls in his first four seasons as a head coach (Joe Gibbs - Washington Redskins).
- The Steelers are 8-8 (.500) during the Tomlin era in the postseason, with four of the seven losses being by six points or less.
- Tomlin is the youngest coach in NFL history to win a Super Bowl.
- The following is a look at the youngest head coaches in Super Bowl history.

SEASON	HEAD COACH	TEAM	YEAR. DAYS
2008	Mike Tomlin	Pittsburgh	36, 323*
1995	Bill Cowher	Pittsburgh	38, 265
1968	Don Shula	Baltimore	39, 8
2002	Jon Gruden	Tampa Bay	39, 162
1967	John Rauch	Oakland	40, 147
* Age on Feb. 1, 2009			

- Mike Tomlin became just the seventh coach in NFL history to win a Super Bowl within his first two seasons as head coach.
- The following is a look at the eight coaches who have won a Super Bowl within their first two seasons.

YEAR	HEAD COACH	TEAM	SEASON
2017	Doug Pederson	Philadelphia Eagles	2nd
2008	Mike Tomlin	Pittsburgh Steelers	2nd
2000	Brian Billick	Baltimore Ravens	2nd
1995	Barry Switzer	Dallas Cowboys	2nd
1989	George Siefert	San Francisco 49ers	1st
1982	Joe Gibbs	Washington Redskins	2nd
1980	Tom Flores	Oakland Raiders	2nd
1971	Don McCafferty	Baltimore Colts	2nd

WINNINGEST ACTIVE COACHES: POSTSEASON

RANK	COACH	YRS	GMS	W	L	WIN %
1.	Bill Belichick	18	43	31	12	.721
2.	Bruce Arians	3	7	5	2	.714
3.	Kyle Shanahan	1	3	2	1	.667
4.	John Harbaugh	9	19	11	8	.579
5.	Mike McCarthy	9	18	10	8	.556
6.	Andy Reid	16	32	17	15	.531
7.	Sean Payton	9	17	9	8	.529
8.	Pete Carroll	11	21	11	10	.524
9.	Mike Tomlin	9	16	8	8	.500
	Mike Vrabel	2	4	2	2	.500
	Sean McVay	3	6	3	3	.500
	Matt LaFleur	2	4	2	2	.500
	Kevin Stefanski	1	2	1	1	.500
14.	Sean McDermott	3	5	2	3	.400
15.	Ron Rivera	5	8	3	5	.375
16.	Frank Reich	2	3	1	2	.333
	Kliff Kingsbury	-	-	-	-	-
	Zac Taylor	-	-	-	-	-
	Rich Bisaccia	-	-	-	-	-
	Nick Sirianni	-	-	-	-	-

MISCELLANEOUS STEELERS POSTSEASON NOTES

- In 2005, the Steelers became the first No. 6 seed in NFL history to win the Super Bowl. Since then three other Wild Card teams have gone on to win the Super Bowl ('20 Tampa Bay, fifth seed; '10 Green Bay, sixth seed; '07 Giants, fifth seed).
- Pittsburgh is 9-12 (.429) all-time on the road in the postseason, including winning five of their previous eight.
- Pittsburgh's nine playoff road victories in franchise history are tied for the fourth-most in League history.

MOST PLAYOFF ROAD WINS IN NFL HISTORY

RANK	TEAM	WINS
1.	Green Bay Packers	12
2.	Baltimore Ravens	11
	Tennessee Titans	11
4.	Pittsburgh Steelers	9
	Indianapolis Colts	9
	Dallas Cowboys	9
	L.A. Rams	9

- Pittsburgh's .429 playoff road winning percentage in franchise history is the second-highest in League history.

HIGHEST PLAYOFF WIN PERCENTAGE IN NFL HISTORY (MIN. 15 GAMES)

RANK	TEAM	W	L	WIN PCT.
1.	Baltimore Ravens	11	7	.611
2.	Pittsburgh Steelers	9	12	.429
3.	Tennessee Titans	11	15	.423
4.	New England Patriots	8	11	.421
5.	Green Bay Packers	12	17	.414

- The Steelers won the AFC Central title a team-record six consecutive seasons from 1974-79. They also won four consecutive division titles from 1994-97.
- The Steelers won a team-record seven consecutive postseason games, including two Super Bowls (IX and X), from Dec. 22, 1974 through Dec. 19, 1976. They won six consecutive postseason games from Dec. 30, 1978 through Jan. 20, 1980, including victories in Super Bowls XIII and XIV.
- The Steelers have been shut out only once in the postseason, during the 1947 Eastern Division Playoff game, Dec. 21, 1947, versus the Philadelphia Eagles. The Steelers and Eagles finished that season with 8-4 records and tied for first place in the Eastern Division. In those days, there was only one NFL Championship Game, so the two Pennsylvania neighbors squared off for the right to face the Chicago Cardinals in the Championship Game. The Eagles won, 21-0, but lost in the Championship Game, 28-21, to the Cardinals, the same franchise the Steelers faced in Super Bowl XLIII.
- The Steelers record for fewest points allowed in a playoff game is five, during a 34-5 win in the 1978 AFC Championship Game versus the Houston Oilers at Three Rivers Stadium, on Jan. 7, 1979. The Steelers allowed a team-high 48 points during a 48-37 AFC Wild Card home loss to the Cleveland Browns on Jan. 3, 2021.
- Pittsburgh has faced 22 different teams in the postseason and has a winning record against 12 of those opponents. The Steelers have split their postseason contests with three teams and have a losing record versus seven teams.

STEEL(ERS) ONE AT ARROWHEAD

- Sunday's game will be the 20th all-time matchup between the Steelers and Chiefs in Kansas City. The Steelers own a 12-7 (.632) all-time mark at Arrowhead Stadium.
- Pittsburgh is one of two teams in the NFL with a winning all-time record at Arrowhead Stadium (min. 10 games).
- Pittsburgh's 12 all-time victories at Kansas City are the fourth-most in NFL history and most of any non-divisional opponent.

MOST ROAD VICTORIES AT KANSAS CITY IN NFL HISTORY

RANK	TEAM	WINS
1.	L.A. Chargers	22
2.	Denver Broncos	20
	Las Vegas Raiders	20
4.	Pittsburgh Steelers	12
5.	Indianapolis Colts	10

- The Steelers' .667 all-time winning percentage at Arrowhead Stadium is tied for the highest in NFL history.

HIGHEST ROAD WINNING PERCENTAGE AT KANSAS CITY IN NFL HISTORY (MIN. 10 GAMES)

RANK	TEAM	RECORD	WIN PCT.
1.	Pittsburgh Steelers	12-6	.667
	Indianapolis Colts	10-5	.667
3.	Tennessee Titans	9-9	.500
	Cincinnati Bengals	7-7	.500
5.	Buffalo Bills	8-9	.471

CELEBRATING THE NEW YEAR

- Pittsburgh owns an all-time record of 36-22 (.621) in the month of January since the 1970 NFL-AFL merger.
- The Steelers' 36 victories in the month of January are the second-most in the NFL over the span.
- Pittsburgh's .621 winning percentage in the month of January is the second-highest in the NFL over the span.

MOST JANUARY WINS SINCE 1970 NFL-AFL MERGER

RANK	TEAM	WINS
1.	New England Patriots	38
2.	Pittsburgh Steelers	36
3.	San Francisco 49ers	35
4.	Green Bay Packers	31
5.	Dallas Cowboys	29

HIGHEST JANUARY WINNING PERCENTAGE SINCE 1970 NFL-AFL MERGER

RANK	TEAM	W	L	T	WIN PCT.
1.	New England Patriots	38	19	0	.667
2.	Pittsburgh Steelers	36	22	0	.621
3.	San Francisco 49ers	35	22	0	.614
4.	Washington Football Team	25	16	0	.610
5.	Green Bay Packers	31	24	0	.564

- Pittsburgh owns a record of 14-8 (.636) under head coach **Mike Tomlin** in the month of January (since 2007).
- The Steelers' 14 victories in the month of January are tied for the fourth-most in the NFL over the span.
- Pittsburgh's .636 winning percentage in the month of January is the fourth-highest in the NFL over the span (min. 15 games).

MOST JANUARY WINS SINCE 2007

RANK	TEAM	WINS
1.	New England Patriots	20
2.	Green Bay Packers	17
3.	Seattle Seahawks	16
4.	Pittsburgh Steelers	14
	Baltimore Ravens	14

HIGHEST JANUARY WINNING PERCENTAGE SINCE 2007 (MIN. 15 GAMES)

RANK	TEAM	W	L	T	WIN PCT.
1.	San Francisco 49ers	13	4	0	.765
2.	New England Patriots	20	9	0	.690
3.	Pittsburgh Steelers	14	8	0	.636
4.	N.Y. Giants	10	6	0	.625
5.	Seattle Seahawks	16	10	0	.615

STATS OF THE WEIRD

- Pittsburgh is the first team since the St. Louis Cardinals in Week 4 of 1987 to win a football game despite the following: registered less than 200 yards of total offense, opponent racked up over 39 minutes in time of possession and opponent ran for 200 or more yards.
- When those circumstances occur in an NFL game, teams are 58-2 (.967).
- Miami was the last team in the League to register fewer yards of total offense in a victory (145 in Week 8 of 2020).
- Pittsburgh's victory snapped a streak of 11 consecutive losses for NFL teams with 168 yards of total offense or less.
- Dating back to 2000, and entering Week 15, teams were 235-28 when holding their opponent to 168 yards of total offense or less.
- The Steelers' 168 yards of total offense are their fewest in a victory since Week 2 of 2010 when Pittsburgh managed just 127 total yards in a victory over Tennessee, 19-11.
- The 168 total yards are tied for the fourth-fewest in victory in franchise history.

FEWEST YARDS OF TOTAL OFFENSE IN VICTORY IN FRANCHISE HISTORY

RANK	OPP. DATE	YARDS
1.	vs. Houston Oilers, 9/16/1990	123
2.	at Tennessee, 9/19/2010	127
3.	vs. Cincinnati, 11/19/1978	154
4.	vs. Tennessee, 12/19/2021	168
	at Cleveland, 11/23/2003	168
	at Cincinnati, 10/10/1983	168

- Pittsburgh managed to possess the ball for just 20:52 in its Week 15 victory over Tennessee. The Steelers have not possessed the ball for less time in a victory dating back to at least 1991.
- The previous low for time of possession in a victory was Week 11 of 2018 when Pittsburgh possessed the ball for just 22:20 in a 20-16 win at Jacksonville.
- Only one team in the NFL dating back to the start of the 2019 season possessed the ball for less than 20:52 and won: Seattle defeated Minnesota in Week 5 of 2020 (20:32).
- Pittsburgh is the first team since at least 1940 to win a game despite amassing less than 170 total yards, 35 rush yards and surrendering more than 200 rush yards.

DON'T LEAVE EARLY

- Pittsburgh has played 11 games in 2021 decided by one score (eight points or less), which is tied for the third-most in the NFL.
- The Steelers own a 8-2-1 (.773) record in one-score games in 2021.
- Pittsburgh's eight victories in one-score games are the most in the NFL.

MOST VICTORIES IN ONE-SCORE GAMES IN 2021

RANK	TEAM	WINS
1.	Pittsburgh Steelers	8
2.	Atlanta Falcons	7
	Las Vegas Raiders	7
4.	Five different teams tied with	6

- The Steelers' .773 winning percentage in one-score games is the fourth-highest in the NFL (min. five games).

HIGHEST WINNING PERCENTAGE IN ONE-SCORE GAMES IN 2021 (MIN. FIVE GAMES)

RANK	TEAM	RECORD	WIN PCT.
1.	Tampa Bay Buccaneers	6-0	1.000
2.	Atlanta Falcons	7-2	.778
	Las Vegas Raiders	7-2	.778
4.	Pittsburgh Steelers	8-2-1	.773
5.	Tennessee Titans	6-2	.750

- Pittsburgh's eight victories in one-score games are tied for the most in franchise history.

MOST VICTORIES IN ONE-SCORE GAMES IN FRANCHISE HISTORY

RANK	YEAR	WINS
1.	2021	8
	2017	8
3.	2020	7
4.	Nine different Steeler teams tied with	6

- The Steelers’ .773 winning percentage in one-score games is the sixth-highest in franchise history (min. five games).

HIGHEST WINNING PERCENTAGE IN ONE-SCORE GAMES IN FRANCHISE HISTORY (MIN. FIVE GAMES)

RANK	TEAM	RECORD	WIN PCT.
1.	2004	6-0	.1000
2.	1993	4-1	.800
	1977	4-1	.800
	2017	8-2	.800
5.	2020	7-2	.778
6.	2021	8-2-1	.773

- Pittsburgh’s 15 victories in one-score games are the most in the NFL since the start of the 2020 season.

MOST VICTORIES IN ONE-SCORE GAMES SINCE 2020

RANK	TEAM	WINS
1.	Pittsburgh Steelers	15
2.	Kansas City Chiefs	13
	Tennessee Titans	13
4.	Minnesota Vikings	12
	Cleveland Browns	12
	Las Vegas Raiders	12

- The Steelers’ .775 winning percentage in one-score games is the highest in the NFL (min. 10 games) since the start of the 2020 season.

HIGHEST WINNING PERCENTAGE IN ONE-SCORE GAMES SINCE 2020 (MIN. 10 GAMES)

RANK	TEAM	RECORD	WIN PCT.
1.	Pittsburgh Steelers	15-4-1	.775
2.	Kansas City Chiefs	13-4	.765
	Tennessee Titans	13-4	.765
4.	Tampa Bay Buccaneers	9-3	.750
5.	Green Bay Packers	10-5	.667
	Las Vegas Raiders	12-6	.667

HALFTIME GOT YOU DOWN

- Pittsburgh rallied from a 10-0 halftime deficit in Week 1 at Buffalo for a 23-16 win. According to the NFL Media Research Department and the Elias Sports Bureau, the Steelers became just the second team in NFL history to win a Week 1 game after trailing by at least ten points and being shutout at the half.
- Teams had previously been 1-104-1 in such situations.
- Pittsburgh has won seven games when trailing at halftime since the start of the 2020 season, which is the second-most in the NFL over the span.

MOST VICTORIES WHEN TRAILING AT HALFTIME SINCE 2020

RANK	TEAM	WINS
1.	Kansas City Chiefs	8
2.	Pittsburgh Steelers	7
3.	Tennessee Titans	6
	Tampa Bay Buccaneers	6
5.	Eight teams tied with	4

- Pittsburgh’s .412 winning percentage when trailing at halftime is the third-highest in the NFL since the start of the 2020 season.

BEST WIN PERCENTAGE WHEN TRAILING AT HALFTIME SINCE 2020

RANK	TEAM	RECORD	WIN PCT.
1.	Kansas City Chiefs	8-4	.667
2.	Tennessee Titans	6-7	.462
3.	Pittsburgh Steelers	7-10	.412
4.	Tampa Bay Buccaneers	6-9	.400
5.	Green Bay Packers	3-5	.375

- Pittsburgh has registered 36 regular-season victories when trailing at halftime since QB **Ben Roethlisberger** entered the NFL in 2004, which is tied for the third-most in the League over that span.

MOST VICTORIES WHEN TRAILING AT HALFTIME SINCE 2004

RANK	TEAM	WINS
1.	Indianapolis Colts	37
	Seattle Seahawks	37
3.	Pittsburgh Steelers	36
	Green Bay Packers	36
	Miami Dolphins	36

- Pittsburgh has won four games in which it trailed by 10 or more points at halftime since the start of the 2020 season, which is the most in the League.

MOST VICTORIES WHEN TRAILING BY 10+ POINTS AT HALFTIME SINCE 2020

RANK	TEAM	WINS
1.	Pittsburgh Steelers	4
2.	Tampa Bay Buccaneers	3
3.	Washington Football Team	2
	Tennessee Titans	2
	Cincinnati Bengals	2

- Pittsburgh’s .500 winning percentage in games in which it trailed by 10 or more points at halftime is the highest in the NFL since the start of the 2020 season.

BEST WIN PERCENTAGE WHEN TRAILING BY 10+ POINTS AT HALFTIME SINCE 2020

RANK	TEAM	RECORD	WIN PCT.
1.	Pittsburgh Steelers	4-4	.500
2.	Tampa Bay Buccaneers	3-4	.429
3.	Seattle Seahawks	1-2	.333
4.	Tennessee Titans	2-6	.250
	Arizona Cardinals	1-3	.250

- Pittsburgh has registered 10 regular-season victories in which it trailed by 10 or more points at halftime since QB **Ben Roethlisberger** entered the NFL in 2004, which is tied for the second-most in the League over that span.

MOST VICTORIES WHEN TRAILING BY 10+ POINTS AT HALFTIME SINCE 2004

RANK	TEAM	WINS
1.	Indianapolis Colts	11
2.	Pittsburgh Steelers	10
	Denver Broncos	10
4.	Chicago Bears	9
5.	Three teams tied with	8

- Pittsburgh has won five games in which it trailed by 10 or more points in the second half since the start of the 2020 season, which is the most in the League.

MOST VICTORIES WHEN TRAILING BY 10+ POINTS IN SECOND HALF SINCE 2020

RANK	TEAM	WINS
1.	Pittsburgh Steelers	5
2.	Tennessee Titans	4
	Tampa Bay Buccaneers	4
4.	Baltimore Ravens	3
	Chicago Bears	3

- Pittsburgh's .357 winning percentage in games in which it trailed by 10 or more points in the second half is the second-highest in the NFL since the start of the 2020 season.

BEST WIN PERCENTAGE WHEN TRAILING BY 10+ POINTS IN SECOND HALF SINCE 2020

RANK	TEAM	RECORD	WIN PCT.
1.	Tampa Bay Buccaneers	4-6	.400
2.	Pittsburgh Steelers	5-9	.357
3.	Tennessee Titans	4-8	.333
4.	Kansas City Chiefs	2-5	.286
5.	Baltimore Ravens	3-8	.273

- Pittsburgh has registered 19 regular-season victories in which it trailed by 10 or more points in the second half since QB **Ben Roethlisberger** entered the NFL in 2004, which is the second-most in the League over that span.

MOST VICTORIES WHEN TRAILING BY 10+ POINTS IN THE SECOND HALF SINCE 2004

RANK	TEAM	WINS
1.	Indianapolis Colts	20
2.	Pittsburgh Steelers	19
3.	Denver Broncos	16
4.	L.A. Chargers	15
5.	Four teams tied with	14

- Pittsburgh has registered 11 regular-season road victories when trailing in the second half by 10 or more points since QB **Ben Roethlisberger** entered the NFL in 2004, which is tied for the most in the League over that span.

MOST ROAD VICTORIES WHEN TRAILING BY 10+ POINTS IN THE SECOND HALF SINCE 2004

RANK	TEAM	WINS
1.	Pittsburgh Steelers	11
	L.A. Chargers	11
3.	Indianapolis Colts	10
4.	Kansas City Chiefs	9
	Tennessee Titans	9
	Dallas Cowboys	9

- The Steelers have won six games in which they trailed by 10 or more points since the start of the 2020 season, which is tied for the most in the NFL over the span.

MOST VICTORIES WHEN TRAILING BY 10+ POINTS SINCE 2020

RANK	TEAM	WINS
1.	Pittsburgh Steelers	6
	Tampa Bay Buccaneers	6
3.	Tennessee Titans	5
4.	Seven teams tied with	4

- Pittsburgh has registered 28 regular-season victories when trailing by 10 or more points since QB **Ben Roethlisberger** entered the NFL in 2004, which is the most in the League over that span.

MOST VICTORIES WHEN TRAILING BY 10+ POINTS SINCE 2004

RANK	TEAM	WINS
1.	Pittsburgh Steelers	28
2.	Indianapolis Colts	26
	New England Patriots	26
	Chicago Bears	26
5.	Denver Broncos	25
	New Orleans Saints	25

FOURTH QUARTER IS WINNING TIME

- The Steelers have won eight games when trailing at the end of the third quarter since the start of the 2020 season, which is the most in the NFL over the span.

MOST VICTORIES WHEN TRAILING AFTER 3RD QUARTER SINCE 2020

RANK	TEAM	WINS
1.	Pittsburgh Steelers	8
2.	Tennessee Titans	5
	L.A. Chargers	5
	Chicago Bears	5
5.	Five teams tied with	4

- Pittsburgh's .447 winning percentage when trailing at the end of the third quarter is the second-highest in the NFL since the start of the 2020 season.

BEST WIN PERCENTAGE WHEN TRAILING AT HALFTIME SINCE 2020

RANK	TEAM	RECORD	WIN PCT.
1.	Kansas City Chiefs	4-3	.571
2.	Pittsburgh Steelers	8-10-1	.447
3.	Tennessee Titans	5-9	.357
4.	Tampa Bay Buccaneers	4-8	.333
	L.A. Chargers	5-10	.333

- Pittsburgh has registered 32 regular-season victories when trailing after three quarters since QB **Ben Roethlisberger** entered the NFL in 2004, which is the most in the League over that span.

MOST VICTORIES WHEN TRAILING AFTER THREE QUARTERS SINCE 2004

RANK	TEAM	WINS
1.	Pittsburgh Steelers	32
2.	Indianapolis Colts	30
3.	L.A. Chargers	28
	Chicago Bears	28
5.	Tennessee Titans	27
	Arizona Cardinals	27
	Dallas Cowboys	27

- Pittsburgh has registered 19 regular-season road victories when trailing after three quarters since QB **Ben Roethlisberger** entered the NFL in 2004, which is the second-most in the League over that span.

MOST ROAD VICTORIES WHEN TRAILING AFTER THREE QUARTERS SINCE 2004

RANK	TEAM	WINS
1.	L.A. Chargers	21
2.	Pittsburgh Steelers	19
3.	Chicago Bears	17
4.	Indianapolis Colts	16
	Dallas Cowboys	16

STEELERS YOUNG GUNS

- Pittsburgh registered 62 starts by rookie in 2021, which was the most in the NFL.

MOST GAMES STARTED BY ROOKIES IN 2021

RANK	TEAM	STARTS
1.	N.Y. Jets	76
2.	Detroit Lions	66
3.	Pittsburgh Steelers	62
4.	Miami Dolphins	53
5.	Atlanta Falcons	49

- The Steelers' 62 starts by rookie players are the most by the Steelers since at least 1991.

MOST GAMES STARTED ON OFFENSE BY STEELERS ROOKIES SINCE 1991

RANK	YEAR	STARTS
1.	2021	62
2.	2016	42
3.	2013	36
4.	2019	35
5.	2001	33

- Pittsburgh has registered 57 starts on offense alone from rookies in 2021, which was the most in the NFL.

MOST GAMES STARTED ON OFFENSE BY ROOKIES IN 2021

RANK	TEAM	STARTS
1.	Pittsburgh Steelers	57
2.	N.Y. Jets	46
3.	Philadelphia Eagles	36
4.	Kansas City Chiefs	35
	Detroit Lions	35

- The Steelers' 57 starts by rookie offensive players are the most by the Steelers since at least 1991.

MOST GAMES STARTED ON OFFENSE BY STEELERS ROOKIES SINCE 1991

RANK	YEAR	STARTS
1.	2021	57
2.	2000	28
3.	2012	26
4.	1995	24
5.	1991	22

- Pittsburgh and Kansas City were the only teams in the NFL to have multiple rookies start on the offensive line in each of their first 16 games this season.

MOST GAMES STARTED BY ROOKIE OFFENSIVE LINEMEN IN 2021

RANK	TEAM	STARTS
1.	Kansas City Chiefs	34
2.	Pittsburgh Steelers	31
3.	Green Bay Packers	22
4.	Detroit Lions	20
5.	Atlanta Falcons	17
	Las Vegas Raiders	17

- The Steelers' 31 starts by rookie offensive linemen is the most by the Steelers since at least 1991.

MOST GAMES STARTED ROOKIE OFFENSIVE LINEMEN SINCE 1991

RANK	YEAR	STARTS
1.	2021	30
2.	2010	16
3.	2012	14
	2002	14
5.	1998	13
	2011	13

- Pittsburgh started four or more rookies in 10 games in 2021, which was the third-most in the NFL.

MOST GAMES WITH 4+ ROOKIE STARTERS IN 2021

RANK	TEAM	GAMES
1.	N.Y. Jets	14
2.	Detroit Lions	11
3.	Pittsburgh Steelers	10
4.	Atlanta Falcons	6
5.	Denver Broncos	5
	Miami Dolphins	5

- The Steelers started four or more rookies in a game just five times over the previous 30 seasons (1991-2020).

MOST GAMES WITH 4+ ROOKIE STARTERS IN SINGLE-SEASON SINCE 1991

RANK	YEAR	GAMES
1.	2021	10
2.	2019	1
	2016	1
	2013	1
	2012	1
	1991	1

- Pittsburgh started five rookies at Buffalo in Week 1, including C **Kendrick Green**, TE **Pat Freiermuth**, LT **Dan Moore Jr.**, RB **Najee Harris** and DB **Tre Norwood**. It marked the first time since at least 1991 that the Steelers have started as many as five rookies in a game.
- Pittsburgh has not started four or more rookies in a season opener since at least 1991.
- Pittsburgh started four rookies on offense, including Green, Freiermuth, Moore Jr. and Harris, for just the second time in any game since at least 1991. It marked the first time since Dec. 30, 2012 vs. Cleveland, that the Steelers started at least four rookies on offense (Kelvin Beachum, RT; David DeCastro, RG; Will Johnson, FB; Dave Paulson, TE).
- Moore Jr. is believed to be the first Steelers rookie to start at left tackle since the 1970 AFL-NFL merger.
- The Steelers were the only team in the NFL to start a rookie at left tackle (Moore Jr.) and center (Green) in the season opener.
- Green was one of two rookie centers to start, while Moore Jr. was one of three rookies to start at left tackle in the season opener.

ON THE BRINK OF NFL HISTORY

- Pittsburgh fell behind 29-0 in Week 14 at Minnesota. It marked the 1,616th time in League history that an NFL team fell behind by 29 or more points in a regular-season game (none came back to win).
- The Steelers are the only team out of the 1,616 that had the ball on offense with a chance to tie or win on the game's final play.
- Pittsburgh trailed, 27-10, entering the fourth quarter in Week 11 at L.A. Chargers.
- While the Steelers ultimately lost, 41-37, Pittsburgh did take the lead, 37-34, in the fourth quarter.
- The dropped to 0-135 in regular-season franchise history (0-142 including the playoffs) when trailing by 17 or more points entering the fourth quarter.
- Pittsburgh is now 0-231 in regular-season franchise history (0-242 including the playoffs) when trailing by 17 or more points at any point in the fourth quarter.
- Of those 242 games, the only other one besides Week 11 where the Steelers took the lead afterward was on Jan. 5, 2008, in a playoff game against the Jacksonville (trailing by 18 after three quarters, went up by one and then lost on a FG in the final minute).

WALKOFF WIN/OVERTIME

- Pittsburgh upended Baltimore in Week 18 after K **Chris Boswell** connected on a 36-yard field goal in overtime to win the game, 16-13.
- The Steelers improved to 26-21-4 (.549) in overtime games in team history (14-4-2, .750, at home and 12-17-2, .419 on the road).
- Pittsburgh is 7-3-2 (.667) in overtime games at Heinz Field.
- The Steelers' overtime record is 11-13-3 (.463) in since 2000.
- Pittsburgh defeated Seattle in Week 6 after K **Chris Boswell** connected on a 37-yard field goal in overtime to win the game, 23-20.
- Pittsburgh and Detroit tied, 16-16, in Week 10.

KINGS OF THE AFC

- With its 16-13 victory at Baltimore in Week 18, Pittsburgh improved its record in regular-season games against the AFC to 377-237-2 (.614) since the 1970 AFL-NFL merger.
- The Steelers' 377 regular-season victories against the AFC since the 1970 AFL-NFL merger are the most among AFC teams.
- Pittsburgh is the only team with at least 370 regular-season victories against the AFC since the 1970 AFL-NFL merger.
- The Steelers' .614 regular-season winning percentage against the AFC since the 1970 AFL-NFL merger is the highest among AFC teams.

MOST REGULAR-SEASON WINS VS. AFC SINCE 1970 AFL-NFL MERGER

RANK	TEAM	WINS
1.	Pittsburgh Steelers	377
2.	New England Patriots	360
3.	Denver Broncos	345
4.	Miami Dolphins	344
5.	Indianapolis Colts	317
	Kansas City Chiefs	317

BEST REGULAR-SEASON WIN PERCENTAGE VS. AFC SINCE 1970 AFL-NFL MERGER

RANK	TEAM	RECORD	WIN PCT.
1.	Pittsburgh Steelers	377-237-2	.614
2.	New England Patriots	360-258	.583
3.	Denver Broncos	345-261-4	.569
4.	Miami Dolphins	344-269-2	.561
5.	Baltimore Ravens	172-142	.548

- Pittsburgh is 220-87 (.717) in regular-season home games against the AFC since the 1970 AFL-NFL merger.
- The Steelers' 220 regular-season home victories against the AFC since the 1970 AFL-NFL merger are the most among AFC teams.

MOST REGULAR-SEASON HOME WINS VS. AFC SINCE 1970 AFL-NFL MERGER

RANK	TEAM	WINS
1.	Pittsburgh Steelers	220
2.	New England Patriots	209
3.	Denver Broncos	204
4.	Miami Dolphins	199
5.	Kansas City Chiefs	184

- Pittsburgh's .717 regular-season home winning percentage against the AFC since the 1970 AFL-NFL merger is the highest among AFC teams.

BEST REGULAR-SEASON HOME WIN PERCENTAGE VS. AFC SINCE 1970 AFL-NFL MERGER

RANK	TEAM	RECORD	WIN PCT.
1.	Pittsburgh Steelers	220-87	.717
2.	Denver Broncos	204-97-4	.677
3.	New England Patriots	209-100	.676
4.	Baltimore Ravens	105-53	.665
5.	Miami Dolphins	199-108-1	.648

- Pittsburgh is 157-150-2 (.511) in regular-season road games against the AFC since the 1970 AFL-NFL merger.
- The Steelers' 157 regular-season road victories against the AFC since the 1970 AFL-NFL merger are the most among AFC teams.
- Pittsburgh's .511 regular-season road winning percentage against the AFC since the 1970 AFL-NFL merger is the highest among AFC teams.

MOST REGULAR-SEASON ROAD WINS VS. AFC SINCE 1970 AFL-NFL MERGER

RANK	TEAM	WINS
1.	Pittsburgh Steelers	157
2.	New England Patriots	151
3.	Indianapolis Colts	146
4.	Miami Dolphins	145
5.	Denver Broncos	141

BEST REGULAR-SEASON ROAD WIN PERCENTAGE VS. AFC SINCE 1970 AFL-NFL MERGER

RANK	TEAM	RECORD	WIN PCT.
1.	Pittsburgh Steelers	157-150-2	.511
2.	New England Patriots	151-158	.489
3.	Miami Dolphins	145-161-1	.474
4.	Indianapolis Colts	146-165	.469
5.	Denver Broncos	141-164	.462

WINNING ERA OF FREE AGENCY

- Pittsburgh has the third-best regular-season record in the NFL during the free agency era (since 1993) with a 292-170-3 (.631) mark.
- The Steelers are one of three teams (New England, 313; Green Bay, 297) with at least 275 regular-season wins since 1993.

MOST REGULAR-SEASON WINS IN THE FREE AGENCY ERA

RANK	TEAM	WINS
1.	New England Patriots	313
2.	Green Bay Packers	297
3.	Pittsburgh Steelers	292
4.	Indianapolis Colts	266
5.	Denver Broncos	263
	Kansas City Chiefs	263

BEST REGULAR-SEASON WIN PERCENTAGE IN THE FREE AGENCY ERA

RANK	TEAM	RECORD	WIN PCT.
1.	New England Patriots	313-152	.673
2.	Green Bay Packers	297-166-2	.641
3.	Pittsburgh Steelers	292-170-3	.631
4.	Indianapolis Colts	266-199	.572
5.	Denver Broncos	263-202	.566
	Kansas City Chiefs	263-202	.566

- Pittsburgh's 166 regular-season home victories during the free agency era (since 1993) are the third-most in the League.

MOST REGULAR-SEASON HOME WINS IN THE FREE AGENCY ERA

RANK	TEAM	WINS
1.	Green Bay Packers	177
2.	New England Patriots	173
3.	Pittsburgh Steelers	166
4.	Minnesota Vikings	154
5.	Denver Broncos	153

- Pittsburgh's .717 regular-season home winning percentage during the free agency era (since 1993) is the third-highest in the League.

BEST REGULAR-SEASON HOME RECORD IN THE FREE AGENCY ERA

RANK	TEAM	RECORD	WIN PCT.
1.	Green Bay Packers	177-53-2	.767
2.	New England Patriots	173-60	.742
3.	Pittsburgh Steelers	166-65-2	.717
4.	Baltimore Ravens	143-65-1	.687
5.	Minnesota Vikings	154-78	.664

- Pittsburgh's 126 regular-season road victories during the free agency era (since 1993) are the second-most in the League.

MOST REGULAR-SEASON ROAD WINS IN THE FREE AGENCY ERA

RANK	TEAM	WINS
1.	New England Patriots	140
2.	Pittsburgh Steelers	126
3.	Green Bay Packers	120
4.	New Orleans Saints	119
5.	Indianapolis Colts	117
	Philadelphia Eagles	117

- Pittsburgh's .545 regular-season road winning percentage during the free agency era (since 1993) is the second-highest in the League.

BEST REGULAR-SEASON ROAD RECORD IN THE FREE AGENCY ERA

RANK	TEAM	RECORD	WIN PCT.
1.	New England Patriots	140-92	.603
2.	Pittsburgh Steelers	126-105-1	.545
3.	Green Bay Packers	120-113	.515
4.	New Orleans Saints	119-114	.511
5.	Philadelphia Eagles	117-114-2	.506

SINCE THE 1970 AFL-NFL MERGER

- Pittsburgh recorded its 495th regular-season win since the 1970 AFL-NFL merger in Week 18 of 2021 at Baltimore. The Steelers became the first NFL team since the merger to reach 495 wins.
- The Steelers are 495-310-4 (.614) during the regular season since 1970.
- The Steelers are the only team with at least 475 regular-season wins since the 1970 AFL-NFL merger.
- Pittsburgh's 495 victories since the 1970 AFL-NFL merger are the most in the League.

MOST REGULAR-SEASON WINS SINCE 1970 AFL-NFL MERGER

RANK	TEAM	WINS
1.	Pittsburgh Steelers	495
2.	Dallas Cowboys	471
3.	New England Patriots	466
4.	Miami Dolphins	461
5.	Denver Broncos	456

- Pittsburgh's .614 winning percentage since the 1970 AFL-NFL merger is the highest in the League.

BEST REGULAR-SEASON WIN PERCENTAGE SINCE 1970 AFL-NFL MERGER

RANK	TEAM	RECORD	WIN PCT.
1.	Pittsburgh Steelers	495-310-4	.614
2.	Dallas Cowboys	471-338	.582
3.	New England Patriots	466-343	.576
4.	Miami Dolphins	461-346-2	.571
5.	Denver Broncos	456-347-6	.568

- The Steelers own the best regular-season home record in the NFL with a 291-112-2 mark (.721) since 1970.
- The Steelers are the only team with at least 275 regular-season home wins since the 1970 AFL-NFL merger.
- Pittsburgh's 291 regular-season home victories since the 1970 AFL-NFL merger are the most in the League.

MOST REGULAR-SEASON HOME WINS SINCE 1970 AFL-NFL MERGER

RANK	TEAM	WINS
1.	Pittsburgh Steelers	291
2.	Denver Broncos	272
3.	Minnesota Vikings	269
4.	New England Patriots	264
	Miami Dolphins	264

- Pittsburgh's .721 regular-season home winning percentage since the 1970 AFL-NFL merger is the highest in the League.

BEST REGULAR-SEASON HOME WIN PERCENTAGE SINCE 1970 AFL-NFL MERGER

RANK	TEAM	RECORD	WIN PCT.
1.	Pittsburgh Steelers	291-112-2	.721
2.	Baltimore Ravens	143-65-1	.687
3.	Denver Broncos	272-130-4	.676
4.	Minnesota Vikings	269-135-1	.665
5.	Green Bay Packers	261-16-7	.655

- The Steelers own the second-best regular-season road record in the NFL with a 204-198-2 mark (.507) since 1970.
- The Steelers are one of four teams (Dallas, 209; New England, 202; San Francisco 202) with at least 200 regular-season road wins since the 1970 AFL-NFL merger.
- Pittsburgh's 204 regular-season road victories since the 1970 AFL-NFL merger are the second-most in the League.

MOST REGULAR-SEASON ROAD WINS SINCE 1970 AFL-NFL MERGER

RANK	TEAM	WINS
1.	Dallas Cowboys	209
2.	Pittsburgh Steelers	204
3.	New England Patriots	202
	San Francisco 49ers	202
5.	Miami Dolphins	197

- Pittsburgh's .507 regular-season road winning percentage since the 1970 AFL-NFL merger is the second-highest in the League.

BEST REGULAR-SEASON ROAD WIN PERCENTAGE SINCE 1970 AFL-NFL MERGER

RANK	TEAM	RECORD	WIN PCT.
1.	Dallas Cowboys	209-196	.515
2.	Pittsburgh Steelers	204-198-2	.506
3.	New England Patriots	202-202	.500
	San Francisco 49ers	201-202-1	.500
5.	Miami Dolphins	197-207-1	.488

THE STANDARD IS THE STANDARD

- Pittsburgh has recorded 18 consecutive seasons with a .500 record or better, which is the longest active streak in the NFL and the longest streak in team history (previous record was 13, 1972-1984).

MOST ACTIVE CONSECUTIVE NON-LOSING SEASONS

RANK	TEAM	SEASONS	YEARS
1.	Pittsburgh Steelers	18	2004-21
2.	Kansas City Chiefs	9	2013-21
3.	Tennessee Titans	6	2016-21
4.	L.A. Rams	5	2017-21

MOST CONSECUTIVE NON-LOSING SEASONS SINCE 1970 AFL-NFL MERGER

RANK	TEAM	SEASONS	YEARS
1.	New England Patriots	19	2001-19
2.	Pittsburgh Steelers	18	2004-21
3.	San Francisco 49ers	16	1983-98
	Dallas Cowboys	16	1970-85
5.	Miami Dolphins	15	1989-2003
6.	Pittsburgh Steelers	13	1972-84
	Green Bay Packers	13	1992-2004

- Steelers QB **Ben Roethlisberger** (2004-21) has played on a team with a .500 record or better in each of his 18 seasons in the NFL, which is an NFL record for an individual player.
- C Frank Winters (1987-2002; Cleveland, N.Y. Giants, Kansas City and Green Bay) held the previous League record with 16 seasons. G Gene Hickerson (1958-60, 1962-73; Cleveland) and LB James Harrison (2002-17; Pittsburgh, Cincinnati and New England) had 15.

TOMLIN'S RECORD WHEN

Overall	154	85	2
Home	88	32	1
Away	66	53	1
In overtime	7	7	2
Grass	123	61	2
Turf	31	24	0
Indoors	11	6	0
Outdoors	143	79	2
AFC	115	64	1
AFC North	62	27	1
AFC East	15	15	0
AFC South	23	7	0
AFC West	15	15	0
NFC	39	21	1
NFC North	9	6	1
NFC East	10	6	0
NFC South	8	4	0
NFC West	12	5	0
Playoffs	8	8	0
Wild Card	2	4	0
Divisional	3	2	0
Title Game	2	1	0
Super Bowl	1	1	0
On Sunday Night Football	18	13	0
On Monday Night Football	18	3	0
On Thursday Night Football	8	8	0
On Saturday	1	0	0
On Sunday at 1 pm ET	81	34	2
On Sunday at 4:25 pm ET	26	26	1
In September	27	23	1
In October	40	15	0
In November	39	21	1
In December	41	25	0
In January	7	1	0
Coming off a loss	53	29	0
Coming off a win	92	49	1
Coming off a tie	0	2	0
Opponent Coming off a loss	68	43	1
Opponent Coming off a win	76	37	0
Opponent Coming off a tie	1	0	0
Coming off a Bye	11	4	0
Opponent coming off a Bye	9	5	1
Scoring first	93	34	2
Opponent scores first	61	51	0
Leading at any point	152	52	2
Trailing at any point	91	84	1
Leading at halftime	109	20	1
Tied at halftime	12	9	1
Trailing at halftime	33	56	0
Decided by 3 points or fewer	32	27	2
Decided by 7 points or fewer	75	53	2
Decided by 8 pts or fewer	82	54	2
*Opp. Missed Playoffs	92	48	2
*Opp. Lost Wild Card	23	12	0
*Opp. Lost Divisional Playoff	26	10	0
*Opp. Lost Title Game	8	7	0
*Opp. Lost Super Bowl	3	2	0

TOMLIN'S RECORD WHEN

*Opp. Won Super Bowl	2	6	0
Leading after three quarters	118	16	1
Tied after three quarters	10	8	0
Trailing after three quarters	26	61	1
Scoring 40+ points	11	0	0
Scoring 30-39 points	37	8	0
Scoring 20-29 points	78	27	1
Scoring 0-19 points	28	50	1
Allowing 40+ points	0	5	0
Allowing 30-39 points	5	22	0
Allowing 20-29 points	44	43	1
Allowing 0-19 Points	105	15	1
3 days rest	7	7	0
4 days rest	1	1	0
5 days rest	11	8	1
6 days rest	87	54	0
7 days rest	15	2	0
9 days rest	12	3	0
10 days rest	1	1	0
12 days rest	0	1	0
13 days rest	9	3	0
14 days rest	2	0	0
Opp. 3 days rest	7	7	0
Opp. 5 days rest	8	8	0
Opp. 6 days rest	99	52	0
Opp. 7 days rest	16	3	0
Opp. 9 days rest	4	4	0
Opp. 10 days rest	2	1	0
Opp. 13 days rest	8	5	1
Opp. 14 days rest	1	0	0
Outrushing opponent	107	22	0
Getting outrushed	45	64	2
Rushing Yards tied	1	0	0
Passing for more yards	47	34	1
Passing for fewer yards	107	51	1
Outgaining opponent	119	40	2
Outgained by opponent	35	45	0
Clear	132	73	1
Rain	19	9	1
Snow	3	3	0
Below 32-degrees	15	8	0
Above 32-degrees	139	77	2
Winning time of possession	116	36	2
Losing time of possession	38	49	0
Scoring a defensive TD	28	2	0
Allowing a defensive TD	7	12	0
Scoring a special teams TD	11	0	0
Allowing a special teams TD	6	7	0
Fewer penalty yards	83	50	1
More penalty yards	71	35	1
Winning turnover battle	86	13	0
Losing turnover battle	26	54	2
Tied turnover battled	42	18	0
-1 Turnovers	26	52	1
-2 Turnovers	6	30	1
-3 Turnovers	3	19	2
-4 Turnovers	0	11	1

TOMLIN'S RECORD WHEN

-5 Turnovers	0	3	1
-6 Turnovers	0	2	0
-7 Turnovers	0	2	0
+1 Turnovers	84	13	0
+2 Turnovers	46	2	0
+3 Turnovers	17	1	0
+4 Turnovers	7	0	0
+5 Turnovers	1	0	0
+6 Turnovers	1	0	0
100-yard rusher	53	8	2
100-yard receiver	62	40	1
200-yard passer	119	63	2
200-yard rusher	2	0	0
200-yard receiver	2	1	0
300-yard passer	38	26	1
400-yard passer	4	7	0
500-yard passer	3	0	0
Opp. 100-yard rusher	13	22	2
Opp. 100-yard receiver	41	29	1
Opp. 200-yard passer	89	53	0
Opp. 200-yard rusher	0	2	0
Opp. 200-yard receiver	2	0	0
Opp. 300-yard passer	20	19	0
Opp. 400-yard passer	4	1	0
Opp. 500-yard passer	0	0	0
Arizona Cardinals	3	1	0
Atlanta Falcons	3	0	0
Baltimore Ravens	16	14	0
Buffalo Bills	5	2	0
Carolina Panthers	3	0	0
Chicago Bears	1	3	0
Cincinnati Bengals	22	8	0
Cleveland Browns	24	5	1
Dallas Cowboys	2	2	0
Denver Broncos	4	3	0
Detroit Lions	3	0	1
Green Bay Packers	3	1	0
Houston Texans	4	1	0
Indianapolis Colts	7	1	0
Jacksonville Jaguars	5	2	0
Kansas City Chiefs	5	4	0
Las Vegas Raiders	2	5	0
L.A. Chargers	4	3	0
L.A. Rams	4	0	0
Miami Dolphins	4	2	0
Minnesota Vikings	2	2	0
New England Patriots	3	7	0
New Orleans Saints	0	3	0
N.Y. Giants	3	1	0
N.Y. Jets	3	4	0
Philadelphia Eagles	2	2	0
San Francisco 49ers	2	2	0
Seattle Seahawks	3	2	0
Tampa Bay Buccaneers	2	1	0
Tennessee Titans	7	3	0
Washington Football Team	3	1	0

MOST CONSECUTIVE NON-LOSING SEASONS (PLAYER)

RANK	PLAYER	SEASONS
1.	Ben Roethlisberger	18 (2004-21)
2.	Frank Winters	16 (1987-2002)
3.	Gene Hickerson	15 (1958-60, 1962-73)
	James Harrison	15 (2002-17)

- Steelers QB **Ben Roethlisberger** (2004-21) registered his 15th winning season, which is tied with NFL Hall of Famers Brett Favre and Peyton Manning for second-most winning seasons in League history.

MOST CONSECUTIVE NON-LOSING SEASONS (PLAYER)

RANK	PLAYER	SEASONS
1.	Tom Brady	21 (2001-07, 2008-21)
2.	Ben Roethlisberger	15 (2004-21)
	Brett Favre	15 (1992-98, 2000-04, 2007, 2009)
	Peyton Manning	15 (1999-2000, 2002-15)

STEELERS 2021 TEAM CAPTAINS

- The Steelers selected three players to serve as team captains for the 2021 season determined by a vote of their teammates.
- QB **Ben Roethlisberger** was selected to serve as offensive captain, DT **Cameron Heyward** was picked to serve as defensive captain and FB **Derek Watt** was chosen to serve as the special teams captain.
- Roethlisberger was selected as an offensive captain for the 13th time in his career (2008-09, 2011-21). This marks Heyward's seventh consecutive year as a captain (2015-21).
- Watt was named captain for the first time in his career.

TOMLIN AMONG THE BEST

- Mike Tomlin** has led Pittsburgh to a 154-85-2 (.643) record in the regular season since becoming the team's head coach in 2007.
- Tomlin ranks tied for 11th in NFL history with a regular-season record of 69 games over .500.

MOST GAMES ABOVE .500 BY HEAD COACH IN NFL HISTORY

RANK	COACH	GAMES > .500
8.	Marty Schottenheimer, 1984-2006	74
9.	John Madden, 1969-1978	71
10.	Tony Dungy, 1996-2008	70
11.	Mike Tomlin, 2007-2021	69
	George Allen, 1966-1977	69

- Tomlin, Bill Belichick, Andy Reid and Marty Schottenheimer are the only coaches in NFL history with career records of 60 or more games over .500 not in the Pro Football Hall of Fame.
- Tomlin's 154 regular-season victories are the second best in the NFL since 2007.

NFL HEAD COACH RECORDS SINCE 2007

RANK	COACH	RECORD	PLAYOFF APPS.	SUPER BOWL APPS.
1.	Bill Belichick	179-62	15	4
2.	Mike Tomlin	154-85-2	10	2
3.	Andy Reid	153-87-1	12	2
4.	Sean Payton	142-83	8	1
5.	John Harbaugh	137-88	9	1

- His 154 regular-season victories are the third-most among active coaches in the NFL.

MOST REGULAR-SEASON WINS BY AN ACTIVE NFL HEAD COACH

RANK	COACH	WINS
1.	Bill Belichick	290
2.	Andy Reid	233
3.	Mike Tomlin	154
4.	Pete Carroll	152
	Sean Payton	152

- Tomlin's 154 regular-season victories are tied for the 18th-most in NFL history.

MOST REGULAR-SEASON WINS BY HEAD COACH IN NFL HISTORY

RANK	COACH	WINS
16.	Mike Holmgren	161
17.	Bud Grant	158
18.	Mike Tomlin	154
	Joe Gibbs	154
20.	Pete Carroll	152
	Sean Payton	152

- Tomlin's .643 regular-season win percentage is the 10th-highest in NFL history (minimum 100 games).

HEAD COACH WIN PERCENTAGE IN NFL HISTORY (MIN. 100 GAMES)

RANK	COACH	WIN PCT.
1.	John Madden	.759
2.	Vince Lombardi	.738
3.	George Allen	.712
4.	Blanton Collier	.691
5.	George Halas	.682
6.	Don Shula	.677
7.	Bill Belichick	.670
8.	Tony Dungy	.668
9.	George Seifert	.648
10.	Mike Tomlin	.643

- Tomlin's .643 regular-season win percentage is the second-highest among active NFL head coaches (minimum 100 games).

ACTIVE HEAD COACH WINNING PERCENTAGE (MIN. 100 GAMES)

RANK	COACH	W	L	T	WIN PCT.
1.	Bill Belichick	290	143	0	.670
2.	Mike Tomlin	154	85	2	.643
3.	Andy Reid	233	135	1	.633
4.	Sean Payton	152	89	0	.631
5.	John Harbaugh	137	88	0	.609

TOMLIN T-150 COACH

- Mike Tomlin** is the 20th head coach in NFL history to reach 150 career wins.
- Tomlin registered 150 career victories in the fourth-fewest game in League history.

FEWEST GAMES COACHED TO 150 CAREER VICTORIES

RANK	PLAYER	GAMES
1.	Don Shula	204
2.	George Halas	223
3.	Curly Lambeau	228
4.	Mike Tomlin	232
5.	Bud Grant	239

TOMLIN VS. AFC

- During his career, **Mike Tomlin's** regular-season record against the AFC is 115-64-1 (.642).
- Tomlin's 115 regular-season victories against the AFC rank are tied for the sixth-most in NFL history.

MOST REGULAR-SEASON WINS VS. AFC BY HEAD COACH IN NFL HISTORY

RANK	COACH	WINS
1.	Bill Belichick	217
2.	Don Shula	190
3.	Chuck Noll	147
4.	Marty Schottenheimer	142
5.	Mike Shanahan	116
6.	Bill Cowher	115
	Mike Tomlin	115
8.	Marv Levy	112
9.	Chuck Knox	109
10.	Andy Reid	108

- Tomlin's .642 regular-season winning percentage against the AFC is the fifth-highest in NFL history.

BEST REGULAR-SEASON WIN PERCENTAGE VS. AFC BY HEAD COACH IN NFL HISTORY (MIN. 100 GAMES)

RANK	COACH	WIN PCT.
1.	Tony Dungy	.731
2.	John Madden	.724
3.	Bill Belichick	.670
4.	Andy Reid	.662
5.	Mike Tomlin	.642
6.	Don Shula	.631
7.	Bill Cowher	.628
8.	John Harbaugh	.601
9.	Marty Schottenheimer	.599
10.	Chuck Noll	.583

- Pittsburgh's 115 regular-season victories against the AFC under Tomlin are the second-most among AFC teams since 2007.

MOST REGULAR-SEASON WINS VS. AFC SINCE 2007

RANK	TEAM	WINS
1.	New England Patriots	135
2.	Pittsburgh Steelers	115
3.	Indianapolis Colts	105
4.	Baltimore Ravens	103
5.	L.A. Chargers	95

- Pittsburgh's .642 regular-season winning percentage against the AFC under Tomlin is the second-highest among AFC teams since 2007.

BEST REGULAR-SEASON WIN PERCENTAGE VS. AFC SINCE 2007

RANK	TEAM	W	L	T	WIN PCT.
1.	New England Patriots	135	45	0	.750
2.	Pittsburgh Steelers	115	64	1	.642
3.	Indianapolis Colts	105	75	0	.583
4.	Baltimore Ravens	103	77	0	.572
5.	L.A. Chargers	95	85	0	.528
	Kansas City Chiefs	95	85	0	.528

- Pittsburgh's 50 regular-season road victories against the AFC under Tomlin are the second-most among AFC teams since 2007.

MOST REGULAR-SEASON ROAD WINS VS. AFC SINCE 2007

RANK	TEAM	WINS
1.	New England Patriots	57
2.	Pittsburgh Steelers	50
3.	Kansas City Chiefs	48
4.	Indianapolis Colts	46
5.	L.A. Chargers	44

- Pittsburgh's .561 regular-season road winning percentage against the AFC under Tomlin is the second-highest among AFC teams since 2007.

BEST REGULAR-SEASON ROAD WIN PERCENTAGE VS. AFC SINCE 2007

RANK	TEAM	W	L	T	WIN PCT.
1.	New England Patriots	57	33	0	.633
2.	Pittsburgh Steelers	50	39	1	.561
3.	Kansas City Chiefs	48	42	0	.533
4.	Indianapolis Colts	46	44	0	.511
5.	L.A. Chargers	44	46	0	.489

- Including the postseason, Tomlin has a .631 winning percentage (122-71-1) against the AFC during his first 14 years.

WIN NO. 140

- Mike Tomlin** earned his 140th regular-season win with the Steelers in the 28-24 victory at Baltimore in Week 8 of 2020.
- The game was Tomlin's 215th of his regular-season tenure, tying him with Curly Lambeau for the third-fewest games by an NFL head coach to secure 140 wins.

FEWEST NFL GAMES COACHED TO 140 WINS

RANK	HEAD COACH	TEAMS	GAMES
1.	Don Shula	Baltimore-Miami	185
2.	George Halas	Chicago	210
3.	Mike Tomlin	Pittsburgh	215
	Curly Lambeau	Green Bay	215
5.	Joe Gibbs	Washington	216

AMONG COACHES IN FIRST 15 YEARS

- **Mike Tomlin** earned his 154th regular-season victory in Week 18 at Baltimore, and has accumulated a 154-85-2 regular-season record in his first 15 seasons as a head coach in the NFL (2007-21).
- Tomlin's 154 career regular-season victories are tied Pro Football Hall of Famer Don Shula (1963-77) for the most in a coach's first 15 career seasons.

MOST WINS AMONG NFL HEAD COACHES DURING FIRST 15 SEASONS

RANK	HEAD COACH	YEARS	WINS
1.	Mike Tomlin	2007-21	154
	Don Shula	1963-77	154
3.	Sean Payton	2006-21	152*
4.	Bill Cowher	1992-2006	149
5.	Bill Belichick	1991-95, 2000-09	148

*Does not include 2012 suspended season in 15 seasons count

- Tomlin's .643 career regular-season winning percentage is the seventh-highest by a head coach in his first 15 career seasons.

BEST WIN PERCENTAGE AMONG NFL HEAD COACHES DURING FIRST 15 SEASONS

RANK	HEAD COACH	YEARS	WIN PCT.
1.	George Halas	1920-29, 1933-37	.762
2.	Don Shula	1963-77	.751
3.	Curly Lambeau	1921-35	.693
4.	Steve Owen	1930-44	.667
5.	Paul Brown	1946-60	.648
6.	Bud Grant	1967-81	.647
7.	Mike Tomlin	2007-21	.643
8.	Sean Payton	2006-21	.631*
9.	Marty Schottenheimer	1984-98	.630
10.	Chuck Knox	1973-87	.628

*Does not include 2012 suspended season in 15 seasons count

AMONG COACHES IN FIRST 14 YEARS

- **Mike Tomlin** earned his 145th regular-season victory in Week 16 vs. Indianapolis in 2020, and accumulated a 145-78-1 regular-season record in his first 14 seasons as a head coach in the NFL (2007-20).
- Tomlin's 145 career regular-season victories are the most by a head coach in his first 14 career seasons, surpassing Pro Football Hall of Famer Don Shula (144 regular-season victories from 1963-76).

MOST WINS AMONG NFL HEAD COACHES DURING FIRST 14 SEASONS

RANK	HEAD COACH	YEARS	WINS
1.	Mike Tomlin	2007-20	145
2.	Don Shula	1963-76	144
3.	Sean Payton	2006-20	142
4.	Bill Cowher	1992-2005	141
5.	Joe Gibbs	1981-92, 2004-05	140

TOMLIN IN 15

- In his first 15 seasons as the head coach of the Steelers, **Mike Tomlin** has an extensive list of accomplishments.
- Tomlin's 154 regular-season wins in his first 15 seasons rank as the most wins in team history for any coach in his first 15 campaigns, and his two Super Bowl appearances rank second in the franchise for a coach in his first 15 seasons.
- Tomlin's 10 postseason berths rank tied for first in a coach's first 15 seasons with the Steelers and his seven division titles rank tied for second.

STEELERS HEAD COACHES RECORD THROUGH 15 SEASONS

RANK	HEAD COACH	RECORD	YEARS
1.	Mike Tomlin	154-85-1 (.643)	2007-21
2.	Bill Cowher	149-90-1 (.623)	1992-2006
3.	Chuck Noll	133-81-1 (.621)	1969-1983

RANK	HEAD COACH	SUPER BOWL APP.	SUPER BOWL WINS
1.	Chuck Noll	4 (1974, '75, '78, '79)	4 (1974, '75, '78, '79)
2.	Mike Tomlin	2 (2008, '10)	1 (2008)
	Bill Cowher	2 (1995, 2006)	1 (2006)

RANK	HEAD COACH	PLAYOFF APP.	YEARS
1.	Mike Tomlin	10	2007-08, '10-11, '14-17, '20-'21
	Bill Cowher	10	1992-97, 2001-02, '04-'05
	Chuck Noll	10	1972-79, 1982-83

RANK	HEAD COACH	DIVISION TITLES	YEARS
1.	Bill Cowher	8 (AFC Central/North)	1992, '94-97, 2001, '02, '04
2.	Mike Tomlin	7 (AFC North)	2007-08, '10, '14, '16-17, '20
	Chuck Noll	7 (AFC Central)	1972, '74-79

FOURTH QUARTER EXPLOSION

- Pittsburgh has scored 169 points in the fourth quarter this season, which is the second-most in the NFL.

MOST FOURTH-QUARTER POINTS IN 2021

RANK	TEAM	PTS
1.	L.A. Chargers	181
2.	Pittsburgh Steelers	169
3.	New England Patriots	165
4.	New Orleans Saints	162
5.	Buffalo Bills	151

- Pittsburgh's 169 points in the fourth quarter this season are the most fourth-quarter points in franchise history.

MOST FOURTH-QUARTER POINTS IN FRANCHISE HISTORY

RANK	YEAR	PTS
1.	2021	169
2.	2014	152
3.	2014	145
	2016	145
5.	2020	132

- Pittsburgh owns a 60-point scoring margin (169-109) in the fourth quarter this season, which is the third-best in the NFL.

LARGEST FOURTH-QUARTER SCORING MARGIN IN 2021

RANK	TEAM	MARGIN
1.	New England Patriots	+94
2.	New Orleans Saints	+76
3.	Pittsburgh Steelers	+60
4.	Buffalo Bills	+57
5.	Tampa Bay Buccaneers	+52

- The Steelers' 60-point scoring margin (169-109) in the fourth quarter this season is the second-largest by the franchise since 2000.

LARGEST STEELERS FOURTH-QUARTER SCORING MARGIN SINCE 2000

RANK	TEAM	MARGIN
1.	2007	+70
2.	2021	+60
3.	2020	+55
4.	2014	+53
5.	2004	+48

- Thirteen teams have scored 17 or more points in the fourth quarter on 21 different occasions in 2021.
- Pittsburgh has scored 17 or more points in the fourth quarter in four different games in 2021 (Week 1 at Buffalo, Week 11 at L.A. Chargers, Week 13 vs. Baltimore and Week 14 at Minnesota).
- The Steelers did not score 17 or more points in a single fourth over the previous three seasons (2018-20).

MOST FOURTH-QUARTERS WITH 17+ POINTS IN 2021

RANK	TEAM	GAMES
1.	Pittsburgh Steelers	4
2.	New Orleans Saints	3
	Tampa Bay Buccaneers	2
	L.A. Chargers	2
	Buffalo Bills	2

- Pittsburgh has scored 17 or more points in the fourth quarter against Baltimore four times in franchise history (Week 13, 2021; Week 14, 2017; Week 16, 2016; Week 9, 2014).
- Pittsburgh's 27 fourth-quarter points vs. Los Angeles in Week 11 are the third-most in the fourth quarter in franchise history. The record for most fourth-quarter points is 28, set on two occasions (Week 10 of 1952 vs. N.Y. Giants; Week 15 of 1986 at N.Y. Jets).

MOST FOURTH-QUARTER POINTS IN THE NFL IN 2021

RANK	TEAM. OPP. DATE	PTS
1.	Pittsburgh Steelers (at L.A. Chargers, 11/21)	27
2.	L.A. Chargers (vs. Cleveland Browns, 10/10)	26
3.	New Orleans Saints (vs. Atlanta Falcons, 11/7)	22
	New Orleans Saints (at Philadelphia Eagles, 11/21)	22
	Houston Texans (L.A. Rams, 10/31)	22

- The franchise record for points in any quarter is 28, accomplished five times in Steelers' history. The Steelers' 27 fourth-quarter points vs. Los Angeles in Week 11 are tied for the sixth-most in any quarter in franchise history.
- Pittsburgh's 27 fourth-quarter points vs. Los Angeles in Week 11 are the second-most in the fourth quarter of a road game and second-most in any quarter of a road game in franchise history.

MOST POINTS IN 4TH QUARTER IN FRANCHISE HISTORY

RANK	OPP. DATE	PTS
1.	at N.Y. Jets, 12/13/1986	28
	vs. N.Y. Giants, 11/30/1952	28
3.	at L.A. Chargers, 11/21/2021	27
4.	at Cincinnati, 12/7/2014	25
5.	vs. Tennessee, 11/1/1998	24

MOST POINTS IN ANY QUARTER IN FRANCHISE HISTORY

RANK	OPP. DATE (QUARTER)	PTS
1.	vs. Indianapolis, 10/26/2014 (2nd)	28
	vs. Cincinnati, 12/4/2011 (2nd)	28
	at N.Y. Jets, 12/13/1986 (4th)	28
	vs. Chicago Cardinals, 12/13/1959 (2nd)	28
	vs. N.Y. Giants, 11/30/1952 (4th)	28
6.	at L.A. Chargers, 11/21/2021 (4th)	27
	vs. Cleveland, 10/17/1954 (2nd)	27

TOMLIN-BEN

- **Mike Tomlin** and QB **Ben Roethlisberger** recorded their 136th regular-season win together in Week 18 at Baltimore, surpassing Sean Payton and Drew Brees for the second-most wins by a head coach-quarterback tandem in NFL history.
- Tomlin and Roethlisberger recorded their 108th regular-season win together in Week 5 of 2018 against Atlanta, breaking a tie with Chuck Noll and Terry Bradshaw for the most wins by a head coach-quarterback tandem in franchise history.
- Tomlin and Roethlisberger picked up their 117th regular-season victory in Week 2 of 2020 against Denver, breaking a tie with Don Shula and Dan Marino for the third-most wins by a head coach-quarterback tandem in NFL history.

MOST REGULAR-SEASON WINS BY A HEAD COACH-QUARTERBACK IN NFL HISTORY

RANK	DUO	WINS
1.	Bill Belichick-Tom Brady	219
2.	Mike Tomlin-Ben Roethlisberger	136
3.	Sean Payton-Drew Brees	135
4.	Don Shula-Dan Marino	116
5.	Chuck Noll-Terry Bradshaw	107

BEN BY THE NUMBERS

64.088	With 244 yards passing in Week 18 at Baltimore, Roethlisberger ranks fifth on the all-time NFL passing yards list (64,088).
3,000	Roethlisberger has thrown for 3,000+ yards in 15 of his 18 seasons in the NFL. Only Tom Brady (19), Brett Favre (18), Drew Brees (16) and Peyton Manning (16) have more in NFL history.
400	With his 45-yard TD pass to WR Dionte Johnson in Week 4 at Green Bay, Roethlisberger became the eighth quarterback in NFL history to surpass 400 career regular-season passing TDs.
400	Roethlisberger has thrown for 400 or more yards in 14 games (regular-season and postseason), which is a franchise record and fourth in NFL history.
249	Roethlisberger has played in 249 regular-season games for the Steelers, which is a franchise record. His 249 regular-season games played at quarterback are the sixth-most in NFL history. Roethlisberger's 249 regular-season games played at quarterback with one franchise are the third-most in the League.
247	Roethlisberger has started 247 regular-season games for the Steelers, which is a franchise record. His 247 regular-season games started at quarterback are the fifth-most in NFL history. Roethlisberger's 247 regular-season games started at quarterback with one franchise are the third-most in the League.
165-81-1	Roethlisberger's regular-season record as a starting quarterback is 165-81-1 (.670), which is the sixth-highest win percentage in NFL history (min. 150 starts) and most wins in franchise history for a starting signal caller.
165	Roethlisberger's 165 regular-season wins as a starting quarterback are the fifth-most in NFL history.
158.3	Roethlisberger has posted a perfect passer rating of 158.3 or better in four games during his NFL regular-season career (min. 10 attempts/game) - the most all-time.
134	Roethlisberger has registered 134 career multi-TD pass games (regular-season and postseason), which is a franchise record, eighth in NFL history and seventh in League history with one franchise.
125.0	Roethlisberger has recorded a passer rating of 125.0 or higher 30 times in his NFL regular-season career (minimum 20 attempts), most recently in Week 5 of 2020 against the Philadelphia Eagles (125.4), which is the eighth-most in NFL history.
119	Roethlisberger has thrown 119 TD passes in the fourth quarter and overtime in his regular-season career, which is a franchise record and third in NFL history.
100.0	Roethlisberger has registered a passer rating of 100.0 or higher in 107 career games (regular-season and postseason), which is a franchise record, seventh in NFL history and tied for fourth in League history with one franchise.
92	Pittsburgh is 92-15 (.860) when Roethlisberger has registered a passer rating of 100.0 or higher.
92	Roethlisberger owns an 92-31 (.748) regular-season career record as a starting quarterback at Heinz Field. His 92 home victories are the sixth-most in NFL history. His .748 home winning percentage is the sixth-highest in League history (min. 100 home starts).
92	Roethlisberger has registered 92 victories at Heinz Field, which ranks third all-time at a venue behind Tom Brady (116 at Gillette Stadium) and John Elway (95 at Mile High Stadium).
74	Roethlisberger has registered 74 games with 300 or more yards passing (regular-season and postseason), which is a franchise record and seventh in NFL history.
67	Roethlisberger has 67 career completions (regular-season and postseason) of 50+ yards, which is the sixth-most in NFL history.

BEN BY THE NUMBERS

58	Roethlisberger is 59-33-1 (.640) in regular-season games decided by six points or less with him under center. His 59 regular-season victories in games decided by six points or less with him under center are the most in NFL history. Roethlisberger's .640 winning percentage in games decided by six points or less with him under center is the second-highest in NFL history (min. 50 starts).
53	Roethlisberger has now thrown a TD pass to 53 different players (including RB Najee Harris and TE Pat Freiermuth in 2021) over his regular-season NFL career.
53	Roethlisberger has rallied the Steelers from a tie or deficit in the fourth quarter 53 times in his career, which is a franchise record and tied for second in NFL history.
40	Roethlisberger has led the Steelers to an offensive scoring drive in the 4th quarter with the team trailing by one score to either tie or take the lead 40 times in his career, which is a franchise record and third in NFL history.
35	Roethlisberger has recorded 35 career TD passes of 50 or more yards, which is a franchise record and ranks sixth in NFL history.
25+	Roethlisberger has thrown 25 or more TD passes nine times over his 17-year career. The nine 25+ passing TD seasons rank seventh since the 1970 AFL-NFL merger.
23	Roethlisberger has thrown 23 TDs in the last two minutes of a regular-season game, which ranks second since 2000.
20+	The Steelers have scored at least 20 points in 97 of the 123 games at home with Roethlisberger as the starter.
15	Roethlisberger threw at least 15 TD passes in each of his first 15 NFL seasons, the most consecutive seasons with 15 or more scoring tosses to start an NFL career. He added his 17th season with at least 15 TD passes in 2021.
11	Roethlisberger has thrown 20 or more TD passes during his NFL career in 11 seasons - a franchise record - including eight consecutive seasons prior to 2019 (2007, 2009, 2011-18, 2020).
10	Roethlisberger has 10 career completions of 80 yards or longer.
8	Roethlisberger ranks in the top eight in NFL history in games (6th, 249), starts (5th, 247), pass yards (5th, 64,088), pass completions (5th, 5,440), pass attempts (5th, 8,443) and TD passes (8th, 418).
9	Roethlisberger has nine career TD passes of 80 yards or longer, which is tied with Brett Favre for the most in NFL history.
8TH	Roethlisberger is the eighth quarterback in NFL history to surpass 400 career passing TDs, including the regular-season and postseason (449).
8TH	Roethlisberger has registered three or more passing TDs in 59 career games (regular-season and postseason), which is a franchise record, eighth in NFL history and eighth in League history with one franchise.
3RD	With a win at Cleveland in Week 8, Roethlisberger registered his 160th career win in his 238th career start, becoming the third-fastest quarterback to reach 160 wins in NFL history.
3RD	Roethlisberger has thrown 236 TD passes at Heinz Field, which is the third-most all-time at a particular venue in NFL history behind Drew Brees (281 at Mercedes-Benz Superdome) and Tom Brady (258 at Gillette Stadium).
2	Roethlisberger is one of two quarterbacks to record at least 24 regular-season wins against multiple opponents since the 1970 AFL-NFL merger (25, Cleveland; 24, Cincinnati).
1ST	Roethlisberger is the first quarterback in NFL history with 500 passing yards in three career games (Week 8 2014, Week 15 2009 and Week 14 2017).

MOVING ON UP

QB Ben Roethlisberger leads the Steelers in nearly all major career statistics. The following is where Roethlisberger ranks in Steelers history in several key categories:

Single-Season TD Passes (2018)	34	1st
Single-Season Passing Yards (2018)	5,129	1st
Career Passing TDs (regular season)	418	1st
Single-Season Completions (2018)	452	1st
Single-Season Pass Attempts (2018)	675	1st
Single-Season Completion Pct. (2015)	68.0	1st
Single-Season Passer Rating (2007)	104.1	1st
3,000-Yard Passing Seasons (2006-18, 2020-21)	15	1st
Consecutive 3,000-Yard Passing Seasons (2006-18)	13	1st
Single-Game Completion Pct. (9/7/08 vs. Houston)	92.9	1st
Seasons w/ 250+ Completions (2006-09, '11-18, 2020-21)	14	1st
Seasons w/ Completion Pct. of 60.0+ (2004, '05, '07, '09-'18, 2020-21)	15	1st
Seasons w/ Passer Rating of 90.0+ (2004, '05, '07, '09-'18, 2020)	14	1st
Completions in Single Game (12/10/17 vs. Baltimore)	44	1st
Attempts in Single Game (12/10/17 vs. Baltimore)	66	1st
Passing Yards in Single Game (10/26/14 vs. Indianapolis)	522	1st
Career Completions	5,440	1st
Career Attempts	8,443	1st
Career Passing Yards	64,088	1st
Career Completion Pct.	64.3	1st
Career Passing Yards/Attempts	7.60	1st
Career QB Rating	93.5	1st
Career 300-yard Passing Games (reg and postseason)	74	1st
Career Games w/ 30+ Completions (reg and postseason)	37	1st
Career Games w/ 100.0+ Passer Rating (reg and postseason)	107	1st
Career Perfect Passer Rating Games (158.3) **	4	1st
Career QB Rating in 4th Qtr./Overtime *	94.4	1st
Career Touchdown Passes in 4th Quarter/Overtime	119	1st
Career Touchdown Passes in Final 2 mins./game *	23	1st
Consecutive Reg. Gms. w/ At Least One TD Pass (2012-Week 1 of 2014)	30	1st
Games Played by Rookie QB (2004)	14	1st
Passing Attempts by Rookie QB (2004)	295	1st
Pass Completions by Rookie QB (2004)	196	1st
Passing Yards by Rookie QB (2004)	2,621	1st
Passing TDs by Rookie QB (2004)	17	1st
Rushing Attempts by Rookie QB (2004)	56	1st
Rushing Yards by Rookie QB (2004)	144	1st
Completion Pct. by Rookie QB (2004) **	66.4	1st
Passer Rating by Rookie QB (2004) **	98.1	1st
Comp. %/Single Game by Rookie QB (10/17/04 vs. Dal.) **	84.0	1st
Consecutive Wins to Start Career (2004) **	13	1st
Total Wins by Rookie QB (2004) **	13	1st
Passing TDs in Single Game (10/26/14 vs. Ind. and 11/2/14 vs. Bal.)	6	1st
Single-Game TD Passes at Heinz Field (10/26/14 vs. Ind. and 11/2/14 vs. Bal.)	6	1st
Passing TDs in Back-to-Back Games **	12	1st
Total Wins When Throwing for 300-plus Yards	38	1st
Seasons w/ 25+ Passing TDs (2007, '09, '12-14, '16-18, '20)	9	1st
Career Wins (Regular Season)	165	1st
Career TD Passes (indoors)	41	1st
Career Touchdown Passes in Dec./Jan.	120	1st
Single-Game TD Passes on MNF (11/5/07 vs. Bal.) **	5	T-1st
Consecutive Passes Completed (11/26/07 vs. Miami)	15	T-1st
Career Winning Pct.	.670	2nd
Career Rushing Yards (by QB)	1,378	3rd
Career Rushing Touchdowns (by QB)	20	3rd

* Since 1991 ** NFL Record



STARTING IN STYLE

- QB **Ben Roethlisberger** owns a 165-81-1 (.670) regular-season record as a starting quarterback.
- His 165 regular-season victories as a starting quarterback are a franchise record and the fifth-most in NFL history.
- His .670 regular-season winning percentage as a starting quarterback is the second-highest in franchise history and sixth-highest in NFL history (min. 150 games started).

BEST STARTING RECORD AMONG QUARTERBACKS IN NFL HISTORY (MIN. 150 GAMES STARTED)

RANK	PLAYER	W	L	T	PCT.
1.	Tom Brady	243	73	0	.769
2.	Joe Montana	117	47	0	.713
3.	Peyton Manning	186	79	0	.702
4.	Terry Bradshaw	107	51	0	.677
	Aaron Rodgers	139	66	1	.677
6.	Ben Roethlisberger	165	81	1	.670
7.	Russell Wilson	104	53	1	.661
8.	John Elway	148	82	1	.643
9.	Jim Kelly	101	59	0	.631
10.	Brett Favre	186	112	0	.624

- Roethlisberger earned 117 wins in his first 175 regular-season starts, which is the second-most by an NFL QB in NFL history through 175 starts (Tom Brady, 136).
- Roethlisberger made his 150th career regular-season start in Week 8 vs. Indianapolis in 2014 to become the fourth quarterback in NFL history to record 100 wins in their first 150 regular-season starts (Tom Brady, 116; Joe Montana, 108; Terry Bradshaw, 102).
- Roethlisberger registered his 90th career win in his 135th career start, becoming the fifth-fastest quarterback who began their career in the Super Bowl era to reach 90 wins.
- Roethlisberger earned his 130th win as a starting quarterback in his 192nd start in Week 10 of 2017 at Indianapolis to mark the third-fewest starts in NFL history to win 130 games (Tom Brady, 168; Peyton Manning, 189).

THIRD-FASTEST TO NO. 160

- With a win at Cleveland in Week 8, QB **Ben Roethlisberger** became the fifth quarterback in NFL history to record 160 regular-season wins as a starter.
- Roethlisberger joined Peyton Manning, Brett Favre, Drew Brees and Tom Brady as the only quarterbacks in NFL history with at least 160 regular-season wins as a starting quarterback.
- Roethlisberger registered his 160th career win in his 238th career start, becoming the third-fastest quarterback to reach 160 wins in NFL history.

FEWEST STARTS TO 160 CAREER VICTORIES

RANK	PLAYER	STARTS
1.	Tom Brady	206
2.	Peyton Manning	230
3.	Ben Roethlisberger	238
4.	Brett Favre	253
5.	Drew Brees	270

WINNING NO. 150

- QB **Ben Roethlisberger** became the fifth quarterback in NFL history to record 150 regular-season wins as a starter during the Steelers' Week 7 win against Tennessee (27-24) in 2020.
- Roethlisberger joined Peyton Manning, Brett Favre, Drew Brees and Tom Brady as the only quarterbacks in NFL history with at least 150 regular-season wins as a starting quarterback.

MOST REGULAR-SEASON WINS AS A STARTING QUARTERBACK

RANK	PLAYER	WINS
1.	Tom Brady	243
2.	Brett Favre	186
	Peyton Manning	186
4.	Drew Brees	172
5.	Ben Roethlisberger	165
6.	John Elway	148
7.	Dan Marino	147
8.	Aaron Rodgers	139
9.	Philip Rivers	134
10.	Fran Tarkenton	124

BIG BEN TAKES ON THE AFC

- QB **Ben Roethlisberger** is 122-60-1 (.669) as a starter in the regular season against AFC opponents during his career.
- Roethlisberger's 122 victories against AFC opponents are the third-most by any quarterback in NFL history.

MOST AFC VICTORIES AS STARTING QB

RANK	PLAYER	WINS
1.	Tom Brady	171
2.	Peyton Manning	140
3.	Ben Roethlisberger	122
4.	John Elway	118
5.	Dan Marino	110

- Roethlisberger's .669 winning percentage against AFC opponents is the third-highest by any quarterback in NFL history (min. 100 starts).

BEST AFC WIN PERCENTAGE AS STARTING QB (MIN. 100 STARTS)

RANK	PLAYER	W	L	T	PCT.
1.	Tom Brady	171	50	0	.774
2.	Peyton Manning	140	58	0	.707
3.	Ben Roethlisberger	122	60	1	.669
4.	John Elway	118	60	0	.663
5.	Terry Bradshaw	81	43	0	.653

CONTROLLING THE NORTH

- QB **Ben Roethlisberger** is 66-21-1 (.756) as a starter in the regular season against AFC North opponents during his career, including a 4-2 mark in 2021.
- Roethlisberger's 66 victories against the AFC North are the most by any quarterback in NFL history.

MOST AFC NORTH VICTORIES AS STARTING QB

RANK	PLAYER	WINS
1.	Ben Roethlisberger	65
2.	Joe Flacco	36
3.	Tom Brady	28
4.	Carson Palmer	26
5.	Andy Dalton	25

- Roethlisberger's 66 intradivision victories against the AFC North are the sixth-most by any quarterback in NFL history.

MOST INTRADIVISION VICTORIES AS STARTING QB

RANK	PLAYER	WINS
1.	Tom Brady	94
2.	Brett Favre	86
3.	Peyton Manning	75
4.	John Elway	70
5.	Dan Marino	69
6.	Ben Roethlisberger	66
7.	Drew Brees	65
8.	Aaron Rodgers	55
9.	Jim Kelly	52
10.	Roger Staubach	51

- Roethlisberger has finished with a .500 or above record against AFC North opponents during the regular season in 16 of his 18 NFL seasons, including winning at least five games in five campaigns.

ROETHLISBERGER VS. AFC NORTH AS A STARTER

SEASON	RECORD	SEASON	RECORD
2021	4-2	2012	2-1
2020	4-1	2011	4-2
2019	-	2010	5-0
2018	4-1-1	2009	2-3
2017	5-0	2008	6-0
2016	4-1	2007	5-0
2015	2-2	2006	3-3
2014	4-2	2005	3-1
2013	4-2	2004	5-0
2012	2-1		

- In his 90 career games versus division opponents, Roethlisberger has posted a perfect passer rating once (11/5/07 vs. Baltimore) and 31 times has recorded a passer rating of over 100.0.
- The following is a look at his career statistics against the AFC North.

ROETHLISBERGER STATISTICS VS. AFC NORTH

CATEGORY	STATISTIC
Record	66-21-1 (as a starting QB)
Completion Pct. (Comp.-Att.)	62.2 (1,876-3,015)
Passing Yards	21,933
Passing Touchdowns	133
Interceptions	82
Passer Rating	87.6

- The following is a look at Roethlisberger's career statistics against AFC North opponents as a starter at home compared to the road.

ROETHLISBERGER STATISTICS VS. AFC NORTH (HOME/AWAY)

CATEGORY	HOME	AWAY
Record	35-9	31-12-1
Completion Pct. (Comp.-Att.)	62.8 (933-1,485)	61.6 (943-1,530)
Passing Yards	11,215	10,718
Passing Touchdowns	77	56
Interceptions	44	38
Passer Rating	90.8	84.5

BEN AMONG THE ALL-TIME BEST

- QB Ben Roethlisberger ranks in the top eight in NFL history in games (sixth, 249), starts (fifth, 247), pass yards (fifth, 64,088), pass completions (fifth, 5,440), pass attempts (fifth, 8,443) and TD passes (eighth, 418).
- Roethlisberger ranks in the top six in NFL history with one franchise in games (third, 249), starts (third, 247), pass yards (third, 64,088), pass completions (third, 5,440), pass attempts (fifth, 8,443) and TD passes (sixth, 418).
- Roethlisberger also ranks in the top 10 in NFL history in pass yards/attempt (sixth, 7.59, min. 5,000 pass attempts) and passer rating (seventh, 93.5, min. 5,000 pass attempts).

MOST PASSING YARDS IN NFL HISTORY

RANK	PLAYER	YDS
1.	Tom Brady	84,520
2.	Drew Brees	80,358
3.	Peyton Manning	71,940
4.	Brett Favre	71,838
5.	Ben Roethlisberger	64,088
6.	Philip Rivers	63,440
7.	Dan Marino	61,361
8.	Matt Ryan	59,735
9.	Eli Manning	57,023
10.	Aaron Rodgers	55,360

MOST PASSING YARDS WITH ONE FRANCHISE IN NFL HISTORY

RANK	PLAYER. TEAM	YDS
1.	Tom Brady, New England	74,571
2.	Drew Brees, New Orleans	68,010
3.	Ben Roethlisberger, Pittsburgh	64,088
4.	Brett Favre, Green Bay	61,655
5.	Dan Marino, Miami	61,361
6.	Philip Rivers, L.A. Chargers	59,271
7.	Matt Ryan, Atlanta	59,735
8.	Eli Manning, N.Y. Giants	57,023
9.	Aaron Rodgers, Green Bay	55,360
10.	Peyton Manning, Indianapolis	54,828

MOST TOUCHDOWN PASSES IN NFL HISTORY

RANK	PLAYER	TDS
1.	Tom Brady	624
2.	Drew Brees	571
3.	Peyton Manning	539
4.	Brett Favre	508
5.	Aaron Rodgers	449
6.	Philip Rivers	421
7.	Dan Marino	420
8.	Ben Roethlisberger	418
9.	Matt Ryan	367
10.	Eli Manning	366

MOST TOUCHDOWN PASSES WITH ONE FRANCHISE IN NFL HISTORY

RANK	PLAYER. TEAM	TDS
1.	Tom Brady, New England	541
2.	Drew Brees, New Orleans	491
3.	Aaron Rodgers, Green Bay	449
4.	Brett Favre, Green Bay	442
5.	Dan Marino, Miami	420
6.	Ben Roethlisberger, Pittsburgh	418
7.	Peyton Manning, Indianapolis	399
8.	Philip Rivers, L.A. Chargers	397
9.	Matt Ryan, Atlanta	367
10.	Eli Manning, N.Y. Giants	366

MOST PASS COMPLETIONS IN NFL HISTORY

RANK	PLAYER	CMP
1.	Tom Brady	7,263
2.	Drew Brees	7,142
3.	Brett Favre	6,300
4.	Peyton Manning	6,125
5.	Ben Roethlisberger	5,440
6.	Philip Rivers	5,277
7.	Matt Ryan	5,242
8.	Dan Marino	4,967
9.	Eli Manning	4,895
10.	Aaron Rodgers	4,651

MOST PASS COMPLETIONS WITH ONE FRANCHISE IN NFL HISTORY

RANK	PLAYER. TEAM	CMP
1.	Tom Brady, New England	6,377
2.	Drew Brees, New Orleans	6,017
3.	Ben Roethlisberger, Pittsburgh	5,440
4.	Brett Favre, Green Bay	5,377
5.	Matt Ryan, Atlanta	5,242
6.	Dan Marino, Miami	4,967
7.	Philip Rivers, L.A. Chargers	4,908
8.	Eli Manning, N.Y. Giants	4,895
9.	Peyton Manning, Indianapolis	4,682
10.	Aaron Rodgers, Green Bay	4,651

MOST PASS ATTEMPTS IN NFL HISTORY

RANK	PLAYER	ATT
1.	Tom Brady	11,317
2.	Drew Brees	10,551
3.	Brett Favre	10,169
4.	Peyton Manning	9,381
5.	Ben Roethlisberger	8,443
6.	Dan Marino	8,358
7.	Philip Rivers	8,134
8.	Eli Manning	8,120
9.	Matt Ryan	8,003
10.	John Elway	7,250

MOST PASS ATTEMPTS WITH ONE FRANCHISE IN NFL HISTORY

RANK	PLAYER. TEAM	ATT
1.	Tom Brady, New England	9,988
2.	Brett Favre, Green Bay	8,754
3.	Drew Brees, New Orleans	8,742
4.	Ben Roethlisberger, Pittsburgh	8,443
5.	Dan Marino, Miami	8,358
6.	Eli Manning, N.Y. Giants	8,120
7.	Matt Ryan, Atlanta	8,003
8.	Philip Rivers, L.A. Chargers	7,591
9.	John Elway, Denver	7,250
10.	Peyton Manning, Indianapolis	7,211

MOST GAMES PLAYED BY QB IN NFL HISTORY

RANK	PLAYER	GP
1.	Tom Brady	317
2.	Brett Favre	302
3.	Drew Brees	287
4.	Peyton Manning	266
5.	Earl Morrall	255
6.	Ben Roethlisberger	249
7.	Fran Tarkenton	246
8.	Philip Rivers	244
9.	Dan Marino	242
10.	Eli Manning	236

MOST GAMES PLAYED BY QB WITH ONE TEAM IN NFL HISTORY

RANK	PLAYER. TEAM	GP
1.	Tom Brady, New England Patriots	285
2.	Brett Favre, Green Bay Packers	255
3.	Ben Roethlisberger, Pittsburgh Steelers	249
4.	Dan Marino, Miami Dolphins	242
5.	Eli Manning, N.Y. Giants	236

MOST GAMES STARTED BY QB IN NFL HISTORY

RANK	PLAYER	GS
1.	Tom Brady	315
2.	Brett Favre	298
3.	Drew Brees	286
4.	Peyton Manning	265
5.	Ben Roethlisberger	247
6.	Dan Marino	240
	Philip Rivers	240
8.	Fran Tarkenton	239
9.	Eli Manning	234
10.	John Elway	231

MOST GAMES STARTED BY QB WITH ONE TEAM IN NFL HISTORY

RANK	PLAYER	GS
1.	Tom Brady, New England Patriots	283
2.	Brett Favre, Green Bay Packers	253
3.	Ben Roethlisberger, Pittsburgh Steelers	247
4.	Dan Marino, Miami Dolphins	240
5.	Eli Manning, N.Y. Giants	234

HIGHEST PASSING YARDS PER ATTEMPT LEADERS IN NFL HISTORY
(MIN. 5,000 ATT.)

RANK	PLAYER	YDS/ATT.
1.	Philip Rivers	7.80
2.	Aaron Rodgers	7.78
3.	Dan Fouts	7.68
4.	Peyton Manning	7.67
5.	Drew Brees	7.62
6.	Ben Roethlisberger	7.59
7.	Joe Montana	7.52
8.	Tom Brady	7.47
9.	Matt Ryan	7.46
10.	Dan Marino	7.34

HIGHEST PASSER RATING IN NFL HISTORY (MIN. 5,000 ATT.)

RANK	PLAYER	RTG.
1.	Aaron Rodgers	104.5
2.	Drew Brees	98.7
3.	Tom Brady	97.6
4.	Peyton Manning	96.4
5.	Philip Rivers	95.2
6.	Matt Ryan	94.2
7.	Ben Roethlisberger	93.5
8.	Joe Montana	92.3
9.	Matthew Stafford	91.1
10.	Carson Palmer	87.9

BIG BEN, BIG COMEBACKS

- In Pittsburgh’s 16-13 victory at Baltimore in Week 18, when the Ravens took a four-point lead (10-6) into the fourth quarter, QB **Ben Roethlisberger** rallied the Steelers from a tie or deficit in the fourth quarter for the 53rd time in his career and the seventh time in 2021 (Week 1 at Buffalo, Week 6 vs. Seattle, Week 8 at Cleveland, Week 9 vs. Chicago, Week 13 vs. Baltimore, Week 15 vs. Tennessee and Week 18 at Baltimore), which is a franchise record and tied for second in NFL history.

MOST GAMEWINNING DRIVES IN NFL HISTORY

RANK	PLAYER	GWD
1.	Peyton Manning	54
2.	Ben Roethlisberger	53
	Drew Brees	53
	Tom Brady	53
5.	Dan Marino	47

- Roethlisberger has rallied the Steelers from a tie or deficit in the fourth quarter seven times in 2021 (Week 1 at Buffalo, Week 6 vs. Seattle, Week 8 at Cleveland, Week 9 vs. Chicago, Week 13 vs. Baltimore, Week 15 vs. Tennessee and Week 18 at Baltimore), which is tied for the second-most in single-season NFL history.

MOST GAMEWINNING DRIVES IN 2021

RANK	PLAYER	GWD
1.	Ben Roethlisberger	7
2.	Justin Herbert	5
	Tom Brady	5
	Derek Carr	5
5.	Lamar Jackson	4
	Taylor Heinicke	4
	Matt Ryan	4
	Ryan Tannehill	4
	Matthew Stafford	4

MOST GAMEWINNING DRIVES IN SINGLE-SEASON SINCE 1970 NFL-AFL MERGER

RANK	PLAYER, YEAR	GWD
1.	Matthew Stafford, 2016	8
2.	Ben Roethlisberger, 2021	7
	Drew Brees, 2018	7
	Derek Carr, 2016	7
	Jake Delhomme, 2003	7
	Andrew Luck, 2012	7
	Don Majkowski, 1989	7
	Peyton Manning, 1999	7
	Peyton Manning, 2009	7
	Jake Plummer, 1998	7
	Brian Sipe, 1979	7

MOST GAMEWINNING DRIVES SINCE 2020

RANK	PLAYER	GWD
1.	Ben Roethlisberger	11
2.	Ryan Tannehill	10
	Derek Carr	10
4.	Justin Herbert	8
	Tom Brady	8
	Matt Stafford	8

- Roethlisberger has led the Steelers to an offensive scoring drive in the fourth quarter with the team trailing by one score to either tie or take the lead five times in 2021 (Week 6 vs. Seattle, Week 8 at Cleveland, Week 9 vs. Chicago, Week 13 vs. Baltimore and Week 15 vs. Tennessee) and 40 times in his career, which is a franchise record and third in NFL history.

MOST 4TH QUARTER COMEBACKS IN NFL HISTORY

RANK	PLAYER	4QC
1.	Peyton Manning	43
2.	Tom Brady	42
3.	Ben Roethlisberger	40
4.	Drew Brees	36
5.	Johnny Unitas	34
	Matthew Stafford	34

MOST 4TH QUARTER COMEBACKS IN SINGLE-SEASON SINCE 1970 NFL-AFL MERGER

RANK	PLAYER, YEAR	4QC
1.	Matthew Stafford, 2016	8
2.	Derek Carr, 2016	7
	Peyton Manning, 2009	7
4.	Drew Brees, 2018	6
	Ed Brown, 1963	6
	John Elway, 1985	6
	Peyton Manning, 1999	6
	Dan Marino, 1992	6
	Dan Pastorini, 1978	6
t-10.	Ben Roethlisberger, 2021	5

MOST 4TH QUARTER COMEBACKS IN 2021

RANK	PLAYER	4QC
1.	Ben Roethlisberger	5
	Justin Herbert	5
3.	Lamar Jackson	4
4.	Tom Brady	3
	Derek Carr	3
	Taylor Heinicke	3
	Patrick Mahomes	3
	Matt Ryan	3
	Matthew Stafford	3
	Ryan Tannehill	3

MOST 4TH QUARTER COMEBACKS SINCE 2020

RANK	PLAYER	4QC
1.	Ben Roethlisberger	9
2.	Ryan Tannehill	8
3.	Patrick Mahomes	6
	Justin Herbert	6
	Tom Brady	6
	Matthew Stafford	6
	Derek Carr	6

- Roethlisberger picked up his 59th regular-season victory and sixth in 2021 (Week 6 vs. Seattle, Week 8 at Cleveland, Week 9 vs. Chicago, Week 13 vs. Baltimore, Week 15 vs. Tennessee and Week 18 at Baltimore) in games decided by six points or less.
- Roethlisberger's six victories in games decided by six points or less in 2021 are tied for the most in the NFL.

MOST QB VICTORIES IN GAMES DECIDED BY SIX POINTS OR LESS IN 2021

RANK	PLAYER	WINS
1.	Ben Roethlisberger	6
	Derek Carr	6
3.	Tom Brady	5
	Aaron Rodgers	5
	Lamar Jackson	5
	Ryan Tannehill	5
	Taylor Heinicke	5
	Justin Herbert	5

- Pittsburgh improved to 59-33-1 (.640) in regular-season games decided by six points or less with him under center.
- Roethlisberger's 59 regular-season victories in games decided by six points or less with him under center are the most in NFL history.

MOST QB VICTORIES IN REGULAR-SEASON GAMES DECIDED BY SIX POINTS OR LESS

RANK	PLAYER	WINS
1.	Ben Roethlisberger	59
2.	Drew Brees	57
	Tom Brady	57
4.	Peyton Manning	56
5.	Brett Favre	55
	John Elway	55

- Roethlisberger's .640 regular-season win percentage in games decided by six points or less with him under center is the second-highest in NFL history.

HIGHEST QB WIN PERCENTAGE IN REGULAR-SEASON GAMES DECIDED BY SIX POINTS OR LESS (MIN. 50 GAMES STARTED)

RANK	PLAYER	PCT.
1.	Tom Brady	57-25 (.695)
2.	Ben Roethlisberger	59-33-1 (.640)
3.	Ryan Tannehill	34-20 (.630)
4.	Jim Kelly	38-23 (.623)
5.	Peyton Manning	56-34 (.622)

THROWING TO PAY DIRT

- Roethlisberger has thrown 20 or more TD passes 12 times over his 18-year career. The 12 20+ TD passing seasons are tied for the eighth-most since the 1970 AFL-NFL merger.

20+ TD PASS SEASONS

RANK	PLAYER	SEASONS
1.	Tom Brady	19
2.	Drew Brees	17
3.	Peyton Manning	16
4.	Brett Favre	15
	Philip Rivers	15
6.	Dan Marino	13
	Matt Ryan	13
8.	Ben Roethlisberger	12
	Aaron Rodgers	12
	Eli Manning	12

- Roethlisberger has thrown 25 or more TD passes nine times over his 18-year career. The nine 25+ TD passing seasons are tied for the seventh-most since the 1970 AFL-NFL merger.

25+ TD PASS SEASONS

RANK	PLAYER	SEASONS
1.	Peyton Manning	16
	Tom Brady	16
3.	Drew Brees	14
4.	Aaron Rodgers	12
5.	Brett Favre	11
	Philip Rivers	11
7.	Ben Roethlisberger	9
	Matt Ryan	9
9.	Russell Wilson	8
10.	Kirk Cousins	7
	Dan Marino	7
	Tony Romo	7
	Eli Manning	7

- Roethlisberger has thrown 30 or more TD passes four times over his 18-year career. The four 30+ TD passing seasons are tied for the eighth-most since the 1970 AFL-NFL merger.

30+ TD PASS SEASONS

RANK	PLAYER	SEASONS
1.	Drew Brees	10
2.	Peyton Manning	9
	Brett Favre	9
	Tom Brady	9
5.	Aaron Rodgers	8
6.	Philip Rivers	6
7.	Russell Wilson	5
8.	Ben Roethlisberger	4
	Dan Marino	4
	Tony Romo	4

- Roethlisberger has thrown for 3,000+ yards in 15 of his 18 seasons in the NFL. Only Tom Brady (19), Brett Favre (18), Drew Brees (16) and Peyton Manning (16) have more 3,000-yard passing seasons in NFL history.

3,000-YARD PASSING SEASONS

RANK	PLAYER	SEASONS
1.	Tom Brady	19
2.	Brett Favre	18
3.	Drew Brees	16
	Peyton Manning	16
5.	Ben Roethlisberger	15
	Philip Rivers	15
7.	Eli Manning	14
8.	Dan Marino	13
	Matt Ryan	13
10.	John Elway	12
	Aaron Rodgers	12

EIGHT CAREER 450-YARD PASSING GAMES

- Roethlisberger has eight career games (regular-season and postseason) with at least 450 passing yards - the most by any player in NFL history.

RANK	PLAYER	450-YARD GAMES
1.	Ben Roethlisberger	8
2.	Dak Prescott	5
	Drew Brees	5
4.	Dan Marino	4
	Peyton Manning	4
	Tom Brady	4

FIRST TO 500x3

- QB Ben Roethlisberger became the first player in NFL history to register three regular-season 500-yard passing games during Week 14's 39-38 victory over Baltimore in 2017.

ROETHLISBERGER'S 500-YARD PASSING GAMES

GAME	A	C	PCT.	YDS	TD	INT	RAT.
Green Bay (12/20/09)	46	29	63.0	503	3	0	121.9
Indianapolis (10/26/14)	49	40	81.6	522	6	0	150.6
Baltimore (12/10/17)	44	66	66.7	506	2	0	99.7

BIG BEN, BIG GAMES

- QB **Ben Roethlisberger** has registered 74 games with 300 or more yards passing (regular-season and postseason), which is a franchise record and seventh in NFL history.

MOST 300-YARD PASS GAMES IN NFL HISTORY

RANK	PLAYER	GAMES
1.	Drew Brees	131
2.	Tom Brady	125
3.	Peyton Manning	102
4.	Aaron Rodgers	77
5.	Philip Rivers	76
	Matt Ryan	76
7.	Ben Roethlisberger	74
8.	Dan Marino	67
9.	Brett Favre	66
10.	Kurt Warner	58
	Matthew Stafford	58

- Roethlisberger has registered 134 career multi-TD pass games (regular-season and postseason), which is a franchise record, eighth in NFL history and seventh in League history with one franchise.

MOST MULTI-TD PASS GAMES IN NFL HISTORY

RANK	PLAYER	GAMES
1.	Tom Brady	225
2.	Drew Brees	186
3.	Peyton Manning	175
4.	Brett Favre	174
5.	Aaron Rodgers	157
6.	Philip Rivers	147
7.	Dan Marino	137
8.	Ben Roethlisberger	134
9.	Matt Ryan	120
10.	Eli Manning	114

MOST MULTI-TD PASS GAMES WITH ONE FRANCHISE IN NFL HISTORY

RANK	PLAYER	GAMES
1.	Tom Brady, New England	196
2.	Drew Brees, New Orleans	160
3.	Aaron Rodgers, Green Bay	157
4.	Brett Favre, Green Bay	155
5.	Philip Rivers, San Diego Chargers	139
6.	Dan Marino, Miami Dolphins	137
7.	Ben Roethlisberger, Pittsburgh Steelers	134
8.	Peyton Manning, Indianapolis	129
9.	Matt Ryan, Atlanta Falcons	120
10.	Eli Manning, N.Y. Giants	114

- QB **Ben Roethlisberger** has registered three or more passing TDs in 59 career games (regular-season and postseason), which is a franchise record, eighth in NFL history and eighth in League history with one franchise.

MOST 3+ TD PASS GAMES IN NFL HISTORY

RANK	PLAYER	GAMES
1.	Tom Brady	114
2.	Drew Brees	102
3.	Peyton Manning	99
4.	Aaron Rodgers	89
5.	Brett Favre	78
6.	Dan Marino	67
7.	Philip Rivers	64
8.	Ben Roethlisberger	59
9.	Matthew Stafford	52
10.	Eli Manning	51

MOST 3+ TD PASS GAMES WITH ONE FRANCHISE IN NFL HISTORY

RANK	PLAYER	GAMES
1.	Tom Brady, New England	97
2.	Drew Brees, New Orleans	94
3.	Aaron Rodgers, Green Bay	89
4.	Peyton Manning, Indianapolis	69
5.	Brett Favre, Green Bay	68
6.	Dan Marino, Miami Dolphins	67
7.	Philip Rivers, San Diego Chargers	61
8.	Ben Roethlisberger, Pittsburgh Steelers	59
9.	Eli Manning, N.Y. Giants	51
10.	Matt Ryan, Atlanta Falcons	50

- QB **Ben Roethlisberger** has registered a passer rating of 100.0 or higher in 107 career games (regular-season and postseason), which is a franchise record, seventh in NFL history and tied for fourth in League history with one franchise.

MOST GAMES WITH 100.0+ PASSER RATING IN NFL HISTORY

RANK	PLAYER	GAMES
1.	Tom Brady	170
2.	Drew Brees	149
3.	Aaron Rodgers	127
4.	Peyton Manning	118
	Brett Favre	118
6.	Philip Rivers	115
7.	Ben Roethlisberger	107
8.	Matt Ryan	98
9.	Russell Wilson	92
10.	Joe Montana	82

MOST GAMES WITH 100.0+ PASSER RATING WITH ONE FRANCHISE IN NFL HISTORY

RANK	PLAYER	GAMES
1.	Tom Brady, New England	148
2.	Drew Brees, New Orleans	131
3.	Aaron Rodgers, Green Bay	127
4.	Ben Roethlisberger, Pittsburgh Steelers	107
	Philip Rivers, San Diego Chargers	107
6.	Brett Favre, Green Bay	100
7.	Matt Ryan, Atlanta Falcons	98
8.	Russell Wilson, Seattle Seahawks	92
9.	Peyton Manning, Indianapolis Colts	87
10.	Dan Marino, Miami Dolphins	72

BIG BEN ON THIRD DOWN

- In his 249 career games, QB **Ben Roethlisberger** has been the one of the best passers in the NFL at moving the chains on third down. He has completed 1,435 passes on 2,317 attempts (61.9 pct.) for 18,032 yards and 135 TDs with 70 interceptions (93.0 passer rating).
- Roethlisberger ranks third in NFL history in passing first downs on third down (1,049), third in third-down completions, third in third-down pass yards, third in third-down attempts and sixth in third-down TD passes.
- Roethlisberger also ranks fourth in pass yards/attempt (7.78, min. 5,000 pass attempts) and fifth in passer rating (93.0, min. 5,000 pass attempts).
- Roethlisberger has 141 passing first downs on third down over the past two seasons, which is the second-most in the NFL.

THIRD DOWN PASSING FIRST DOWNS SINCE 2020

RANK	PLAYER	PASSING FIRST DOWNS
1.	Justin Herbert	152
2.	Ben Roethlisberger	141
3.	Patrick Mahomes	140
4.	Tom Brady	137
5.	Matt Ryan	136

BIG BEN IN THE FOURTH QUARTER, OVERTIME

- In his 249 career games, QB **Ben Roethlisberger** has been the one of the best passers in the NFL in the fourth quarter and overtime. He has completed 1,421 passes on 2,196 attempts (64.7 pct.) for 16,860 yards and 120 TDs with 62 interceptions (94.4 passer rating).

CATEGORY	STAT	NFL RANK (LEADER)
Completions	1,421	3rd (Drew Brees, 1,812)
Attempts	2,196	4th (Drew Brees, 2,782)
Completion Pct.	64.7	3rd (Drew Brees, 65.1)
Yards	16,860	3rd (Drew Brees, 20,687)
Yards/Attempt	7.68	2nd (Aaron Rodgers, 7.86)
TDs	120	3rd (Tom Brady, 148)
Passer Rating	94.4	3rd (Aaron Rodgers, 102.1)
*min. 5,000 pass attempts		

THE 5,000 AND 60,000 CLUB

- QB **Ben Roethlisberger** became the seventh quarterback in NFL history – first in team history – to reach 60,000 career passing yards in regular-season games.
- Roethlisberger accomplished the feat in Week 15 of 2020 at Cincinnati.
- Roethlisberger also became the sixth quarterback in NFL history to complete at least 5,000 pass attempts (also in the Cincinnati game).

- Roethlisberger, Peyton Manning and Tom Brady are the only quarterbacks in NFL history that have thrown for 60,000 yards and won at least two Super Bowls.

BEN GOING OVER 90

- QB **Ben Roethlisberger** threw his fourth career TD of 94+ yards in Week 12 at Denver in 2018, becoming the first quarterback in NFL history with four TD passes of 94+ yards and the only in NFL history with four TD throws of 90+ yards.
- Roethlisberger's 97-yard connections, (Oct. 29, 2017 at Detroit and Nov. 25, 2018 at Denver) with WR **JuJu Smith-Schuster** are the longest passing plays in franchise history and tie as the longest offensive play in franchise record books.

135 IN FIRST 200

- QB **Ben Roethlisberger** earned 135 regular-season wins in his first 200 career starts, which is the third-most wins by a quarterback in NFL history in their first 200 starts.

MOST REGULAR-SEASON WINS AS A STARTING QB IN FIRST 200 STARTS

RANK	PLAYER	WINS
1.	Tom Brady	155
2.	Peyton Manning	136
3.	Ben Roethlisberger	135
4.	Brett Favre	132
5.	Dan Marino	125

TOP OF THE STEELERS CHARTS

- QB **Ben Roethlisberger** holds nearly every passing record in Pittsburgh Steelers franchise history.
- Roethlisberger's 64,088 passing yards, 418 passing TDs and 5,440 completions are tops in the team's record books.

STEELERS ALL-TIME PASSING YARDAGE LEADERS

RANK	PLAYER. YEARS	CMP-ATT	YDS
1.	Ben Roethlisberger, 2004-21	5,440-8,443	64,088
2.	Terry Bradshaw, 1970-83	2,025-3,901	27,989
3.	Kordell Stewart, 1995-2002	1,190-2,107	13,328

STEELERS ALL-TIME PASSING TDS LEADERS

RANK	PLAYER. YEARS	GP	TDs
1.	Ben Roethlisberger, 2004-21	249	418
2.	Terry Bradshaw, 1970-83	168	212
3.	Kordell Stewart, 1995-2002	113	70

STEELERS ALL-TIME PASS COMPLETIONS LEADERS

RANK	PLAYER. YEARS	GP	CMP
1.	Ben Roethlisberger, 2004-21	249	5,440
2.	Terry Bradshaw, 1970-83	168	2,025
3.	Kordell Stewart, 1995-2002	113	1,190

BEN'S CAREER GAME

- QB **Ben Roethlisberger** set single-game Steelers franchise records in a 51-34 win over Indianapolis in Week 8 of 2014 with 40 pass completions, 522 passing yards and six passing TDs.
- Roethlisberger's 522 passing yards is tied for the fifth-most in an NFL game.

MOST SINGLE-GAME PASSING YARDS IN NFL HISTORY

RANK	PLAYER	YDS
1.	Norm Van Brocklin, L.A. Rams, 9/28/1951	554
2.	Matt Schaub, Atlanta, 11/18/2012	527
	Warren Moon, Houston Oilers, 12/16/1990	527
4.	Joe Burrow, Cincinnati, 12/26/2021	525
5.	Ben Roethlisberger, Pittsburgh, 10/26/2014	522
	Boomer Esiason, Cincinnati, 11/10/1996	522

15 IN FIRST 15

- QB **Ben Roethlisberger** threw three TDs in Week 11 of 2017 vs. Tennessee to increase his season total to 16, which broke a tie with Peyton Manning to set the longest streak of 15 TD campaigns to start an NFL career.
- In Week 9 of 2018, Roethlisberger threw a scoring pass to WR Antonio Brown, giving him 15 TD passes on the season. It marked the 15th consecutive year to open his NFL career with at least 15 TD passes.

MOST CONSECUTIVE SEASONS WITH 15+ TD PASSES TO OPEN NFL CAREER

RANK	PLAYER. YEARS	SEASONS
1.	Ben Roethlisberger, 2004-18	15
2.	Peyton Manning, 1998-2010	13
3.	Jim Kelly, 1986-95	10
4.	Dan Marino, 1983-92	10
5.	Fran Tarkenton, 1961-70	10

NAJEE HARRIS (ING) OPPOSING DEFENSES

- RB **Najee Harris** led NFL rookie running backs in carries (307), rushing yards (1,200), rushing TDs (seven), total TDs (10), first downs by rush (62), touches (381), targets (94), receptions (74), receiving yards (467), total first downs gained (84) and yards from scrimmage (1,667).
- Harris led the NFL in touches (381), and did not fumble. No player in the League has as many touches without a fumble in 2021.

MOST TOUCHES BY RUNNING BACK WITHOUT A FUMBLE IN 2021

RANK	PLAYER	TOUCHES
1.	Najee Harris	381
2.	Alvin Kamara	287
3.	Eli Mitchell	226
4.	Darrel Williams	191
5.	Devontae Booker	185

- Harris’ 381 touches without a fumble is the most by a rookie running back without a fumble since Edgerrin James had 431 in 1999 and fifth-most in League history.

MOST TOUCHES BY ROOKIE RUNNING BACK WITHOUT A FUMBLE SINCE 1970 AFL-NFL MERGER

RANK	PLAYER. YEAR	TOUCHES
1.	Eric Dickerson, 1983	441
2.	Edgerrin James, 1999	431
3.	Curtis Martin, 1995	398
4.	George Rogers, 1981	394
5.	Najee Harris, 2021	381
6.	Curt Warner, 1983	377
7.	Ottis Anderson, 1979	372
8.	Marshall Faulk, 1994	366
9.	Billy Simms, 1980	364
10.	Eddie George, 1996	358
	Joe Cribbs, 1980	358

- Harris’ 381 touches are the most by a rookie running back since Edgerrin James had 431 in 1999 and sixth-most in League history.

MOST TOUCHES BY ROOKIE RUNNING BACK IN SINGLE-SEASON NFL HISTORY

RANK	PLAYER. YEAR	TOUCHES
1.	Eric Dickerson, 1983	441
2.	Edgerrin James, 1999	431
3.	Curtis Martin, 1995	398
	LaDainian Tomlinson, 2001	398
5.	George Rogers, 1981	394
6.	Najee Harris, 2021	381
7.	Matt Forte, 2008	379
8.	Curt Warner, 1983	377
9.	Ottis Anderson, 1979	372
10.	Doug Martin, 2012	368

- Harris ranked among the top five running backs in carries (second), rushing yards (fourth), first downs by rush (third), touches (first), targets (t-first), receptions (first), receiving yards (third), total first downs gained (t-second) and yards from scrimmage (second).
- His 1,200 rushing yards are the most by a rookie running back in franchise history.
- Harris registered the 25th 1,000-yard rushing season in franchise history.
- Harris is the first rookie since Le’Veon Bell in 2017 and second rookie in franchise history to rush for 1,000 yards in a season.
- Harris is the eighth running back in franchise history to rush for 1,000 yards in a season.
- Harris is the 66th rookie in NFL history to rush for 1,000 yards in a season.

MOST RUSHING YARDS BY ROOKIE RUNNING BACK IN FRANCHISE HISTORY

RANK	PLAYER	YDS
1.	Najee Harris, 2021	1,200
2.	Franco Harris, 1972	1,055
3.	Le’Veon Bell, 2013	860
4.	Bam Morris, 1994	836
5.	Tim Worley, 1989	770

- His 1,667 yards from scrimmage are the most by a rookie running in franchise history.

MOST YARDS FROM SCRIMMAGE BY ROOKIE RUNNING BACK IN FRANCHISE HISTORY

RANK	PLAYER	YDS
1.	Najee Harris, 2021	1,667
2.	Le'Veon Bell, 2013	1,259
3.	Franco Harris, 1972	1,235
4.	Bam Morris, 1994	1,040
5.	Tim Worley, 1989	883

- His 1,667 yards from scrimmage are the ninth-most in franchise history.

MOST YARDS FROM SCRIMMAGE IN FRANCHISE HISTORY

RANK	PLAYER	YDS
1.	Le'Veon Bell, 2014	2,215
2.	Barry Foster, 1992	2,034
3.	Le'Veon Bell, 2017	1,946
4.	Le'Veon Bell, 2016	1,884
5.	Antonio Brown, 2015	1,862
6.	Jerome Bettis, 1997	1,775
7.	Willie Parker, 2006	1,716
8.	Antonio Brown, 2014	1,711
9.	Najee Harris, 2021	1,667
10.	Jerome Bettis, 1996	1,563

- His 70 receptions are the most by a rookie running back in franchise history.

MOST RECEPTIONS BY ROOKIE RUNNING BACK IN FRANCHISE HISTORY

RANK	PLAYER	REC.
1.	Najee Harris, 2021	74
2.	Le'Veon Bell, 2013	45
3.	Rich Erenberg, 1984	38
4.	Jaylen Samuels, 2018	26
5.	Bam Morris, 1994	22

- His 74 receptions are the most by a rookie in franchise history.

MOST RECEPTIONS BY ROOKIE IN FRANCHISE HISTORY

RANK	PLAYER	REC.
1.	Najee Harris, 2021	74
2.	Chase Claypool, 2020	62
3.	Troy Edwards, 1999	61
4.	Pat Freiermuth, 2021	60
5.	Diontae Johnson, 2019	59

- His 74 receptions are the seventh-most by a rookie running back in NFL history.

MOST RECEPTIONS BY ROOKIE RUNNING BACK IN NFL HISTORY

RANK	PLAYER	REC.
1.	Saquon Barkley, N.Y. Giants (2018)	91
2.	Reggie Bush, New Orleans Saints (2006)	88
3.	Earl Cooper, San Francisco 49ers (1980)	83
4.	Alvin Kamara, New Orleans Saints (2017)	81
5.	Christian McCaffrey, Carolina Panthers (2017)	80
6.	Terry Kirby, Miami Dolphins (1993)	75
7.	Najee Harris, Pittsburgh Steelers (2021)	74
8.	Mike Alstott, Tampa Bay Buccaneers	65
9.	Nyheim Hines, Indianapolis Colts (2018)	63
	Matt Forte, Chicago Bears (2008)	63

- His 467 receiving yards are the most by a rookie running back in franchise history.

MOST RECEIVING YARDS BY ROOKIE RUNNING IN FRANCHISE HISTORY

RANK	PLAYER	REC. YDS
1.	Najee Harris, 2021	467
2.	Le'Veon Bell, 2013	399
3.	Rich Erenberg, 1984	358
4.	Bam Morris, 1994	204
5.	Jaylen Samuels, 2018	199

- His three receiving TDs are tied for the most by a rookie running back in franchise history.

MOST RECEIVING TDS BY ROOKIE RUNNING IN FRANCHISE HISTORY

RANK	PLAYER	REC. TDS
1.	Najee Harris, 2021	3
2.	Jaylen Samuels, 2018	3
3.	Eight players tied with	1

- Harris rushed for a career-high 188 yards on 28 carries, including a 37-yard TD run with 0:51 remaining in the fourth quarter that extended the Steelers lead, 26-14, in Week 17 vs. Cleveland.
- His 188 yards rushing are the most for a rookie this season in the NFL and most by a Steelers rookie in franchise history.
- His 188 yards rushing are the eighth-most in franchise history and most by a Steelers running back since Le'Veon Bell rushed for a franchise-record 236 yards on Dec. 11, 2016, at Buffalo.

MOST RUSH YARDS IN SINGLE-GAME FRANCHISE HISTORY

RANK	PLAYER (DATE, OPP.)	YARDS
1.	Le'Veon Bell (12/11/16 at Buffalo)	236
2.	Willie Parker (12/7/06 vs. Cleveland)	223
3.	John Fuqua (12/20/70 at Philadelphia)	218
4.	Willie Parker (11/12/06 vs. New Orleans)	213
5.	Le'Veon Bell (11/17/14 at Tennessee)	204
6.	John Henry Johnson (10/10/64 at Cleveland)	200
7.	Barry Foster (9/13/92 vs. N.Y. Jets)	190
8.	Najee Harris (1/3/22 vs. Cleveland)	188
9.	Le'Veon Bell (12/7/14 at Cincinnati)	185
10.	John Henry Johnson (12/11/60 vs. Philadelphia)	182

- Harris registered three 100-yard rushing games and 100-yard receiving game in 2021.
- Harris was the first NFL rookie running back to register three or more 100-yard rushing games, and a 100-yard receiving game, in the same season since Washington's Roy Helu Jr. in 2011.
- Harris was the first rookie running back in franchise history and eighth in NFL history to register three or more 100-yard rushing games, and a 100-yard receiving game, in the same season since 1949.
- Harris joined Helu Jr., Tampa Bay's Warrick Dunn (1997), Indianapolis' Marshall Faulk (1994), Dallas' Emmitt Smith (1990), Kansas City's Joe Delaney (1981), San Diego Chargers' Don Woods (1974) and Chicago's Gale Sayers (1965).

THREE OR MORE 100-YARD RUSHING GAMES AND 100-YARD RECEIVING GAME IN ROOKIE SEASON BY RUNNING BACK SINCE 1949

PLAYER	100-YD RUSH	100-YD REC.	YEAR
Najee Harris, PIT	3	1	2021
Roy Helu Jr., WFT	3	1	2011
Warrick Dunn, TB	5	1	1997
Marshall Faulk, IND	4	1	1994
Emmitt Smith, DAL	3	1	1990
Joe Delaney, KC	5	1	1981
Don Woods, SD	7	1	1974
Gale Sayers, CHI	3	1	1965

- Harris rushed for 105 yards on 26 carries and added four catches for 28 yards vs. Detroit in Week 10.
- Harris rushed 23 times for 122 yards (5.3 yards/rush) and one TD vs. Denver in Week 5. His 122 yards rushing were the most by a Steeler since James Conner vs. Miami in Week 8 of 2019 (145).
- Harris was the second rookie in franchise history to register three or more 100-yard rushing games in a season and first since Franco Harris had a franchise-record seven in 1972.

MOST 100-YD RUSHING GAMES BY ROOKIE RUNNING BACK IN FRANCHISE HISTORY

RANK	PLAYER, YEAR	GAMES
1.	Franco Harris, 1972	7
2.	Najee Harris, 2021	3
3.	Bam Morris, 1994	2
	Tim Worley, 1989	2
5.	Five players tied with	1

- Harris' seven rushing TDs were tied for the third-most by a rookie running back in franchise history.

MOST RUSH TDS BY ROOKIE RUNNING BACK IN FRANCHISE HISTORY

RANK	PLAYER, YEAR	TDS
1.	Franco Harris, 1972	10
2.	Le'Veon Bell, 2013	8
3.	Najee Harris, 2021	7
	Bam Morris, 1994	7
5.	Tim Worley, 1989	5

- His 10 scrimmage TDs were the second-most by a rookie running back in franchise history.

MOST SCRIMMAGE TDS BY ROOKIE RUNNING BACK IN FRANCHISE HISTORY

RANK	PLAYER, YEAR	TDS
1.	Franco Harris, 1972	11
2.	Najee Harris, 2021	10
3.	Le'Veon Bell, 2013	8
4.	Bam Morris, 1994	7
5.	Tim Worley, 1989	5

- Harris' 10 scrimmage TDs were tied for the third-most by a rookie in franchise history.

MOST SCRIMMAGE TDS BY ROOKIE IN FRANCHISE HISTORY

RANK	PLAYER, YEAR	TDS
1.	Chase Claypool, 2020	11
	Franco Harris, 1972	11
3.	Najee Harris, 2021	10
	Louis Lipps, 1984	10
5.	Le'Veon Bell, 2013	8
	Martavis Bryant, 2014	8

- Harris registered the first 100-yard rushing game for a Steeler since James Conner had 101 yards vs. Cleveland in Week 6 of 2020.
- Harris caught 14 passes for 102 yards and rushed for 40 yards on 14 carries vs. Cincinnati in Week 3.
- His 14 receptions are the most in franchise history by a running back and tied for the third-most in Steelers history by any player.

MOST RECEPTIONS BY RUNNING BACK IN SINGLE-GAME FRANCHISE HISTORY

RANK	PLAYER	REC.
1.	Najee Harris vs. Cincinnati, 9/26/2021	14
2.	Jaylen Samuels vs. Indianapolis, 11/3/2019	13
3.	Le'Veon Bell vs. Green Bay, 11/26/2017	12
4.	Franco Harris vs. Cincinnati, 9/19/1982	11
5.	Le'Veon Bell vs. New England, 10/23/2016	10
	Le'Veon Bell vs. Jacksonville, 10/8/2017	10

MOST RECEPTIONS IN SINGLE-GAME FRANCHISE HISTORY

RANK	PLAYER	REC.
1.	Antonio Brown vs. Oakland, 11/8/2015	17
2.	Antonio Brown vs. Denver, 12/20/2015	16
3.	Najee Harris vs. Cincinnati, 9/26/2021	14
	Antonio Brown vs. Dallas, 11/13/2016	14
	Antonio Brown at New Orleans, 12/23/2018	14
	Courtney Hawkins vs. Tennessee, 11/1/1998	14

- His 14 receptions are tied for the seventh-most in League history by a running back.

MOST RECEPTIONS IN SINGLE-GAME NFL HISTORY

RANK	PLAYER	REC.
1.	Clark Gaines vs. San Francisco, 9/21/1980	17
2.	William Andrews vs. Pittsburgh, 11/15/1981	15
	Austin Ekeler vs. Denver, 10/6/2019	15
	Alvin Kamara at Atlanta, 9/23/2018	15
	Christian McCaffrey at Indianapolis, 12/22/2019	15
	Ricky Young vs. New England, 12/16/1979	15
t-7.	Najee Harris vs. Cincinnati, 9/26/2021	14

- Harris' 14 catches are tied with Saquon Barkley (September 16, 2018) and Roy Helu (November 6, 2011) for the most receptions by a rookie running back in single-game NFL history.

MOST RECEPTIONS BY ROOKIE RUNNING BACK IN SINGLE-GAME NFL HISTORY

RANK	PLAYER	REC.
1.	Najee Harris vs. Cincinnati, 9/26/2021	14
	Saquon Barkley at Dallas, 9/16/2018	14
	Roy Helu vs. San Francisco, 9/26/2011	14
4.	LaDainian Tomlinson vs. Arizona, 11/25/2001	13
5.	Four players tied with	12

- Harris registered the sixth 100-yard receiving game by a running back in franchise history. It marked the first 100-yard receiving game by a running back since Le'Veon Bell vs. Cincinnati on Dec. 4, 2017.
- Harris is the fourth running back in franchise history to post a 100-yard receiving game.

MOST RECEIVING YARDS BY RUNNING BACK IN SINGLE-GAME FRANCHISE HISTORY

RANK	PLAYER	YDS
1.	Le'Veon Bell vs. New Orleans, 11/30/2014	159
2.	French Fuqua vs. Cleveland, 11/29/1970	116
3.	Le'Veon Bell at Cincinnati, 12/4/2017	106
4.	Isaac Redman at Tennessee, 10/11/2012	105
5.	Najee Harris vs. Cincinnati, 9/26/2021	102

FREIERMUTH, FLYING HIGH

- TE **Pat Freiermuth** led NFL rookie tight ends in TD receptions (seven), and ranked second in targets (79), receptions (60), receiving yards (497), yards after the catch (247) and first downs gained (34).
- His seven TD receptions nearly exceeded the rest of the entire rookie TE class (nine).
- His seven TD receptions are tied for the most by a rookie tight end in franchise history.

MOST TD RECEPTIONS BY ROOKIE TE IN FRANCHISE HISTORY

RANK	PLAYER	TDS
1.	Pat Freiermuth, 2021	7
	Eric Green, 1990	7
3.	Heath Miller, 2005	6
4.	Dennis Hughes, 1970	3
	Matt Spaeth, 2007	3
	Mark Bruener, 1995	3

- His seven TD receptions are tied for the fourth-most by a rookie tight end in NFL history.

MOST TD RECEPTIONS BY ROOKIE TE IN NFL HISTORY

RANK	PLAYER	TDS
1.	Rob Gronkowski, New England (2010)	10
2.	Junior Miller, Atlanta (1980)	9
3.	Hunter Henry, San Diego (2016)	8
4.	Pat Freiermuth, Pittsburgh (2021)	7
	Heath Miller, Pittsburgh (2005)	7
	Joseph Fauria, Detroit (2013)	7
	Raymond Chester, Oakland (1970)	7

- His 60 receptions are the most by a rookie tight end in franchise history.

MOST RECEPTIONS BY ROOKIE TE IN FRANCHISE HISTORY

RANK	PLAYER	REC.
1.	Pat Freiermuth, 2021	60
2.	Heath Miller, 2005	39
3.	Eric Green, 1990	34
4.	Marc Bruener, 1995	26
5.	Dennis Hughes, 1970	24

- His 60 receptions are the fourth-most by a rookie in franchise history.

MOST RECEPTIONS BY ROOKIE IN FRANCHISE HISTORY

RANK	PLAYER	REC.
1.	Najee Harris, 2021	74
2.	Chase Claypool, 2020	62
3.	Troy Edwards, 2019	61
4.	Pat Freiermuth, 2021	60
5.	Diontae Johnson, 2019	59

- Freiermuth is the fourth rookie in franchise history with 60 or more receptions in a season.
- Freiermuth is the fifth rookie tight end in NFL history with 60 or more receptions in a season.

- His 60 receptions are the fifth-most by a rookie tight end in NFL history.

MOST RECEPTIONS BY ROOKIE TE IN NFL HISTORY

RANK	PLAYER	REC.
1.	Keith Jackson, Philadelphia (1988)	81
2.	Jeremy Shockey, N.Y. Giants (2002)	74
3.	Kyle Pitts, Atlanta (2021)	68
4.	Evan Engram, N.Y. Giants (2017)	64
5.	Pat Freiermuth, Pittsburgh (2021)	60
6.	Charle Young, Philadelphia (1973)	55
	John Carlson, Seattle (2008)	55
8.	Timothy Wright, Tampa Bay (2013)	54
	Cameron Cleeland, New Orleans (1998)	54
10.	Jermain Gresham, Cincinnati (2010)	52

- His 497 receiving yards are the most by a rookie tight end in franchise history.

MOST RECEIVING YARDS BY ROOKIE TE IN FRANCHISE HISTORY

RANK	PLAYER, YEAR	YDS.
1.	Pat Freiermuth, 2021	497
2.	Heith Miller, 2005	459
3.	Eric Green, 1990	387
4.	Dennis Hughes, 1970	332
5.	John McMakin, 1972	277

- Freiermuth caught a 15-yard TD pass from QB Ben Roethlisberger with 4:14 remaining in the fourth quarter that cut the Steelers' deficit to 36-26 in Week 14 at Minnesota.
- Freiermuth caught five passes for 43 yards, including a pair of TD receptions, in the Week 9 victory over Chicago.
- Freiermuth is the eighth tight end in the League with two TD catches in a game since 2011.
- Freiermuth is the first Steelers rookie tight end with two TD catches in a game since Heath Miller vs. Baltimore in Week 8 of 2005.
- Freiermuth is the fifth Steelers rookie TE with two or more TD catches in a game.

MOST TD RECEPTIONS BY ROOKIE TE IN SINGLE-GAME FRANCHISE HISTORY

RANK	PLAYER	TDs
1.	Eric Green at Denver, 10/14/1990	3
2.	Pat Freiermuth vs. Chicago, 11/8/2021	2
	Dennis Hughes vs. Cincinnati, 11/2/1970	2
	Eric Green vs. San Diego Chargers, 10/7/1990	2
	Heath Miller vs. Baltimore, 10/31/2005	2

JOHNSON LEADS WIDE RECEIVER CORP

- WR Diontae Johnson led the Steelers in targets (169), receptions (107), receiving yards (1,161), yards after the catch (527), TD receptions (eight) and first downs by reception (59).
- Johnson ranked among the top-10 wideouts in the NFL in targets (t-second), receptions (t-fifth), receiving yards (10th) and yards after the catch (eighth).

CATEGORY	STAT	NFL RANK (LEADER)
Targets	169	t-2nd (Cooper Kupp, 191)
Receptions	107	t-5th (Cooper Kupp, 145)
Yards after the catch	527	8th (Cooper Kupp, 846)
Receiving Yards	1,161	10th (Cooper Kupp, 1,947)

- Johnson registered the ninth 100-reception season in franchise history.
- Johnson is the fourth wide receiver in franchise history with 100 receptions in a season.
- Johnson's 107 receptions are the sixth-most in single-season franchise history.

MOST RECEPTIONS IN SINGLE-SEASON IN FRANCHISE HISTORY

RANK	PLAYER, YEAR	REC.
1.	Antonio Brown, 2015	136
2.	Antonio Brown, 2014	129
3.	Hines Ward, 2002	112
4.	JuJu Smith-Schuster, 2018	111
5.	Diontae Johnson, 2021	107
6.	Antonio Brown, 2013	110
7.	Antonio Brown, 2016	106
8.	Antonio Brown, 2018	104
9.	Antonio Brown, 2017	101
10.	JuJu Smith-Schuster, 2020	97

- Johnson registered his first career 1,000-yard receiving season in 2021. He recorded the 31st 1,000-yard receiving season in franchise history. Johnson is the 13th player in franchise history to register a 1,000-yard receiving season.
- Johnson caught eight passes for 105 yards and two TDs in the Week 13 victory over Baltimore. He hauled in a 29-yard TD pass with 14:08 remaining in the fourth quarter that cut the Steelers' deficit to 10-9. Johnson then added a five-yard TD pass with 1:48 remaining in the fourth quarter that gave the Steelers a 20-13 lead.
- Johnson was the fourth Steelers' wideout with multiple TD grabs in the fourth quarter of a game in franchise history and first since Antonio Brown in Week 13 of 2014 vs. New Orleans.

MOST FOURTH-QUARTER TD RECEPTIONS IN SINGLE-GAME FRANCHISE HISTORY

RANK	PLAYER	TDs
1.	Diontae Johnson vs. Baltimore, 12/5/2021	2
	Vance McDonald vs. Seattle, 9/15/2019	2
	Antonio Brown vs. New Orleans, 11/30/2014	2
	Mike Wallace vs. New England, 11/14/2010	2

- Johnson has registered 75+ yards receiving in eight games in 2021, which is tied for the fifth-most in the NFL.
- Pittsburgh has limited 26 opponents below a 60.0 completion percentage since 2019, which leads the NFL over the span.

MOST 75+ YARD RECEIVING GAMES IN 2021

RANK	PLAYER	GAMES
1.	Cooper Kupp, L.A. Rams	16
2.	Davante Adams, Green Bay Packers	11
	Justin Jefferson, Minnesota Vikings	11
4.	Keenan Allen, L.A. Chargers	9
5.	Diontae Johnson, Pittsburgh Steelers	8
	Tyreek Hill, Kansas City Chiefs	8
	Ja'Marr Chase, Cincinnati Bengals	8
	Mike Evans, Tampa Bay Buccaneers	8
	Deebo Samuel, San Francisco 49ers	8

- Johnson has recorded five or more catches in 12 straight games, which is the second-longest active streak in the NFL.

LONGEST ACTIVE NFL STREAK WITH 5+ RECEPTIONS

RANK	PLAYER	GAMES
1.	Cooper Kupp, L.A. Rams	21
2.	Diontae Johnson, Pittsburgh Steelers	12
3.	Davante Adams, Green Bay Packers	10
4.	Amon-Ra St. Brown, Detroit Lions	6
5.	Mark Andrews, Baltimore Ravens	5
	Zay Jones, Las Vegas Raiders	5
	Zach Ertz, Arizona Cardinals	5

- Johnson has recorded five or more catches in 12 straight games, which is the third-longest streak in franchise history.

LONGEST STREAK WITH 5+ RECEPTIONS IN FRANCHISE HISTORY

RANK	PLAYER	GAMES
1.	Antonio Brown, 2013-15	36
2.	Antonio Brown, 2018	13
3.	Diontae Johnson, 2021	12
4.	Antonio Brown, 2015-16	11
5.	Hines Ward, 2002	8

STEELERS GROUND THE PASSING GAME

- Baltimore QB Tyler Huntley completed just 51.6% of his passes (16-of-31) in Week 18. The Steelers have limited 18 opponents below a 60.0 completion percentage since 2020, which is tied for the most in the NFL over the span.

MOST GAMES WITH 60.0 OR LESS OPPONENT COMPLETION PERCENTAGE SINCE 2020

RANK	TEAM	GAMES
1.	Pittsburgh Steelers	18
	Buffalo Bills	18
3.	New Orleans Saints	16
4.	Kansas City Chiefs	13
5.	Arizona Cardinals	12

MOST GAMES WITH 60.0 OR LESS OPPONENT COMPLETION PERCENTAGE SINCE 2019

RANK	TEAM	GAMES
1.	Pittsburgh Steelers	26
2.	New Orleans Saints	23
	Buffalo Bills	23
4.	New England Patriots	21
5.	Green Bay Packers	20

- Baltimore QB Tyler Huntley threw for just 141 yards in Week 18. Pittsburgh has limited 25 opponents to 200 passing yards or less since 2019, which is the fourth-most in the NFL over the span.

MOST GAMES OF 200 PASSING YARDS ALLOWED OR LESS SINCE 2019

RANK	TEAM	GAMES
1.	New England Patriots	28
2.	San Francisco 49ers	27
	Buffalo Bills	27
4.	Pittsburgh Steelers	25
5.	L.A. Chargers	24

- Pittsburgh has limited 14 opponents to 200 passing yards or less since 2020, which is tied for the fifth-most in the NFL over the span.

MOST GAMES OF 200 PASSING YARDS ALLOWED OR LESS SINCE 2020

RANK	TEAM	GAMES
1.	New England Patriots	18
	Buffalo Bills	18
3.	San Francisco 49ers	17
4.	Carolina Panthers	16
t-5.	Pittsburgh Steelers	14

- Pittsburgh has allowed 300 or more passing yards in a game just twice since the start of the 2020 season, which is tied for the fewest in the NFL over the span. The quarterbacks to throw for 300 yards against the Steelers over their last 29 games, include Justin Herbert (Week 11, at Los Angeles, 2021) and Derek Carr (Week 2, vs. Las Vegas, 2021).

FEWEST 300-YARD+ PASSING YARDS ALLOWED SINCE 2020

RANK	TEAM	GAMES
1.	Pittsburgh Steelers	2
	Green Bay Packers	2
3.	New Orleans Saints	3
	Arizona Cardinals	3

- Pittsburgh has allowed just four 300-yard passers since the start of the 2019 season, which is the fewest in the NFL over the span. The quarterbacks to throw for 300 yards against the Steelers over their last 48 games, include Justin Herbert (2021, Week 11 at L.A. Chargers), Derek Carr (2021, Week 2 vs. Las Vegas), Tom Brady (2019, Week 1 at New England) and Philip Rivers (2019, Week 6 at L.A. Chargers).

FEWEST 300-YARD+ PASSING YARDS ALLOWED SINCE 2019

RANK	TEAM	GAMES
1.	Pittsburgh Steelers	4
2.	Green Bay Packers	5
	New England Patriots	5
	New Orleans Saints	5
	Chicago Bears	5

- Pittsburgh limited the Lions to 77 net yards passing in Week 10, which is the fewest net passing yards by a Steelers' opponent in 2021 and fewest since Week 17 of 2018 when Cincinnati managed just 71 net yards passing.

300: RISE OF AN EMPIRE

- Cleveland managed just 232 yards of total offense in Week 17. The Steelers have held 22 opponents to 306 total yards or less since the start of the 2019 season, which is tied for the third-most in the NFL over the span.

MOST GAMES OF 306 YARDS ALLOWED OR LESS SINCE 2019

RANK	TEAM	GAMES
1.	San Francisco 49ers	27
	Buffalo Bills	27
3.	Pittsburgh Steelers	22
	New England Patriots	22
5.	Chicago Bears	21
	New Orleans Saints	21

STEELERS TAKEAWAYS

- Pittsburgh has registered 87 takeaways since the start of the 2019 season, which is the second-most in the NFL over the span.

NFL MOST TAKEAWAYS SINCE 2019

RANK	TEAM	TAKEAWAYS
1.	New England Patriots	88
2.	Pittsburgh Steelers	87
3.	Tampa Bay Buccaneers	82
4.	Indianapolis Colts	81
5.	Buffalo Bills	79

- Pittsburgh has registered 49 takeaways since the start of the 2020 season, which is tied for the ninth-most in the NFL over the span.

NFL MOST TAKEAWAYS SINCE 2020

RANK	TEAM	TAKEAWAYS
1.	Indianapolis Colts	58
2.	Buffalo Bills	56
	Dallas Cowboys	56
4.	Tampa Bay Buccaneers	54
	Miami Dolphins	54
6.	New England Patriots	52
7.	Kansas City Chiefs	51
	New Orleans Saints	51
9.	Pittsburgh Steelers	49
10.	Arizona Cardinals	48

- The Steelers have forced a turnover in 40 games since the start of the 2019 season, which is tied for the third-most in the NFL over the span.

NFL MOST GAMES WITH AT LEAST ONE TAKEAWAY SINCE 2019

RANK	TEAM	GAMES
1.	Tampa Bay Buccaneers	43
2.	Minnesota Vikings	41
3.	Pittsburgh Steelers	40
	Indianapolis Colts	40
	New England Patriots	40
	Seattle Seahawks	40

- The Steelers have forced multiple turnovers in 29 games since the start of the 2019 season, which leads the NFL over the span.

NFL MOST GAMES WITH MULTIPLE TAKEAWAYS SINCE 2019

RANK	TEAM	GAMES
1.	Pittsburgh Steelers	29
2.	Indianapolis Colts	27
3.	Tampa Bay Buccaneers	24
4.	L.A. Rams	23
	Dallas Cowboys	23
	New England Patriots	23

- Pittsburgh has forced three or more turnovers in 11 different games since the start of the 2019 season, which is tied for the third-most in the NFL over the span.

MOST GAMES WITH THREE TAKEAWAYS SINCE 2019

RANK	TEAM	GAMES
1.	New England Patriots	14
2.	New Orleans Saints	13
3.	Pittsburgh Steelers	11
	Dallas Cowboys	11
5.	Indianapolis Colts	10
	Arizona Cardinals	10
	Green Bay Packers	10
	Tennessee Titans	10
	Seattle Seahawks	10

- Pittsburgh has forced four or more turnovers in six different games since the start of the 2019 season, which is the fourth-most in the NFL over the span.

MOST GAMES WITH FOUR TAKEAWAYS SINCE 2019

RANK	TEAM	GAMES
1.	New England Patriots	8
2.	Buffalo Bills	7
	Dallas Cowboys	7
4.	Pittsburgh Steelers	6
5.	San Francisco 49ers	5
	Tampa Bay Buccaneers	5

- Pittsburgh has recorded 51 interceptions since the start of the 2019 season, which is the second-most in the NFL over the span.

NFL MOST INTERCEPTIONS SINCE 2019

RANK	TEAM	INT
1.	New England Patriots	66
2.	Pittsburgh Steelers	51
3.	Indianapolis Colts	49
	New Orleans Saints	49
5.	Buffalo Bills	48
	Minnesota Vikings	48

- Pittsburgh has recovered 33 opponent fumbles since the start of the 2019 season, which the second-most in the NFL over the span.

NFL MOST FUMBLE RECOVERIES SINCE 2019

RANK	TEAM	FR
1.	Tampa Bay Buccaneers	37
2.	Pittsburgh Steelers	33
3.	Indianapolis Colts	30
	Baltimore Ravens	30
	Arizona Cardinals	30

- Pittsburgh has registered 47 forced fumbles since the start of the 2019 season, which is the fourth-most in the NFL over the span.

NFL MOST FORCED FUMBLES SINCE 2019

RANK	TEAM	FF
1.	San Francisco 49ers	54
2.	Arizona Cardinals	51
3.	Tampa Bay Buccaneers	50
4.	Pittsburgh Steelers	47
5.	Baltimore Ravens	45

STACKING UP SACKS

- Pittsburgh's NFL record streak of 75 consecutive regular-season games with a sack came to an end in Week 3 vs. Cincinnati.
- The Steelers' streak started on Nov. 6, 2016 at Baltimore.
- Pittsburgh's previous game that did not include a defensive sack came on Oct. 23, 2016 vs. New England.

STEELERS LONGEST STREAK OF CONSECUTIVE GAMES WITH AT LEAST 1 SACK

RANK	DATES	STRK
1.	Nov. 6, 2016 - Sept. 19, 2021	75
2.	Nov. 3, 2008 - Nov. 8, 2010	33
3.	Jan. 2, 2005 - Nov. 19, 2006	27
4.	Dec. 21, 1997 - Nov. 14, 1999	26
	Sept. 13, 1992 - Nov. 28, 1993	26

- The previous NFL record for consecutive games with at least 1.0 sack was 69 games by Tampa Bay (Oct. 10, 1999 to Nov. 9, 2003). Head coach **Mike Tomlin** was on the Buccaneers staff during the final three seasons of the streak.

LONGEST STREAK OF CONSECUTIVE GAMES WITH AT LEAST 1 SACK IN NFL HISTORY

RANK	TEAM (YEARS)	GAMES
1.	Pittsburgh Steelers (2016-2021)	75
2.	Tampa Bay Buccaneers (1999-2003)	69
3.	New Orleans Saints (1994-98)	60
	Washington Football Team (1984-87)	60
5.	Arizona Cardinals (2015-19)	59

- The Steelers have registered a sack in 89 of their last 91 games, dating back to Nov. 6, 2016 at Baltimore.
- Pittsburgh has recorded a sack in 220 of **Mike Tomlin's** 241 career games as head coach.
- Pittsburgh has registered at least 3.0 sacks in 21 games since the start of the 2020 season, which is tied for the most in the NFL over the span.

MOST GAMES WITH 3.0 SACKS SINCE 2020

RANK	TEAM	GAMES
1.	Pittsburgh Steelers	21
	L.A. Rams	21
3.	Arizona Cardinals	18
	Tampa Bay Buccaneers	18
	New Orleans Saints	18

- The Steelers have registered at least 3.0 sacks in 31 games since the start of the 2019 season, which is tied for the most in the NFL over the span.

MOST GAMES WITH 3.0 SACKS SINCE 2019

RANK	TEAM	GAMES
1.	Pittsburgh Steelers	31
	L.A. Rams	31
3.	Tampa Bay Buccaneers	26
	New Orleans Saints	26
5.	Washington Football Team	25

- Pittsburgh has recorded at least 4.0 sacks in 14 games since the start of the 2020 season, which is the most in the NFL over the span.

MOST GAMES WITH 4.0 SACKS SINCE 2020

RANK	TEAM	GAMES
1.	Pittsburgh Steelers	14
2.	L.A. Rams	12
3.	Washington Football Team	10
	Tampa Bay Buccaneers	10
	Chicago Bears	10

- Pittsburgh has recorded at least 4.0 sacks in 23 games since the start of the 2019, which is the most in the NFL over the span.

MOST GAMES WITH 4.0 SACKS SINCE 2019

RANK	TEAM	GAMES
1.	Pittsburgh Steelers	23
2.	L.A. Rams	17
3.	Washington Football Team	15
	Tampa Bay Buccaneers	15
5.	Chicago Bears	14

- Pittsburgh has registered at least 5.0 sacks in seven games since the start of the 2020 season, which is tied for the most in the NFL over the span.

MOST GAMES WITH 5.0 SACKS SINCE 2020

RANK	TEAM	GAMES
1.	Pittsburgh Steelers	7
	Tampa Bay Buccaneers	7
	L.A. Rams	7
4.	Miami Dolphins	6
5.	Arizona Cardinals	5
	Baltimore Ravens	5
	Buffalo Bills	5

- The Steelers have also registered 5.0 or more sacks in 12 games since the start of the 2019 season, which is tied for the most in the NFL over the span.

MOST GAMES WITH 5.0 SACKS SINCE 2019

RANK	TEAM	GAMES
1.	Pittsburgh Steelers	12
	Tampa Bay Buccaneers	12
	L.A. Rams	12
4.	New Orleans Saints	8
5.	Six teams tied with	7

BLITZBURGH

- Pittsburgh led the NFL with 55.0 sacks in 2021. The Steelers led the League in sacks in each of the previous four seasons (2017-20). The Steelers are the first team in NFL history to lead the NFL in sacks in four straight seasons, let alone five.
- The Steelers either lead the NFL or tied for the League lead in sacks dating back to the start of every season since 1988.

MOST SACKS DATING BACK TO START OF EVERY SEASON SINCE 1988

YEAR	SACKS	NFL RANK	SECOND IN NFL
2021	55	1st	Minnesota, 51
2020-	111	1st	L.A. Rams, 103
2019-	165	1st	L.A. Rams, 153
2018-	217	1st	L.A. Rams, 194
2017-	273	1st	L.A. Rams, 242
2016-	311	1st	L.A. Rams, 273
2015-	359	1st	L.A. Rams, 314
2014-	392	1st	L.A. Rams, 354
2013-	426	1st	L.A. Rams, 407
2012-	463	1st	L.A. Rams, 459
2011-	498	t-1st	L.A. Rams, 498
2010-	546	1st	L.A. Rams, 541
2009-	593	1st	L.A. Rams, 566
2008-	644	1st	L.A. Rams, 596
2007-	680	1st	Minnesota, 631
2006-	719	1st	L.A. Rams, 661
2005-	766	1st	L.A. Rams, 702
2004-	807	1st	L.A. Rams, 736
2003-	842	1st	L.A. Rams, 778
2002-	892	1st	Philadelphia, 818
2001-	947	1st	Philadelphia, 863
2000-	986	1st	Philadelphia, 913
1999-	1,025	1st	L.A. Rams, 968
1998-	1,066	1st	L.A. Rams, 1,018
1997-	1,114	1st	L.A. Rams, 1,056
1996-	1,165	1st	L.A. Rams, 1,088
1995-	1,207	1st	L.A. Rams, 1,124
1994-	1,262	1st	Philadelphia, 1,165
1993-	1,304	1st	Philadelphia, 1,201
1992-	1,340	1st	Philadelphia, 1,256
1991-	1,378	1st	Philadelphia, 1,311
1990-	1,412	1st	Philadelphia, 1,356
1989-	1,443	1st	Philadelphia, 1,418
1988-	1,462	1st	Philadelphia, 1,460

- Pittsburgh registered 9.0 sacks in Week 17 vs. Cleveland, which is the most since Oct. 21, 2001 at Tampa Bay when the Steelers had a franchise-tying record 10 and tied for the fifth-most in franchise history.

MOST STEELERS SACKS IN SINGLE-GAME SINCE 1982

RANK	OPP. DATE	SACKS
1.	at Cincinnati, 11/29/1992	10.0
	at Tampa Bay, 10/21/2001	10.0
	at Arizona, 11/30/1997	10.0
	vs. Cincinnati, 10/13/1996	10.0
5.	vs. Cleveland, 1/3/2022	9.0
	at Cincinnati, 10/13/1996	9.0

- Pittsburgh has recorded 50+ sacks in each of the last five seasons (2017-21).
- The Steelers are the first team in the NFL to record 50 or more sacks in five consecutive seasons since the Washington, Chicago and Dallas (1983-87).
- Pittsburgh is the fourth team to accomplish the feat since sacks became an official statistic in 1982.
- The five-year streak with 50 or more sacks is tied for the longest in NFL history.

NFL MOST CONSECUTIVE 50-SACK SEASONS SINCE 1982

RANK	TEAM	SEASONS
1.	Pittsburgh Steelers (2017-21)	5
	Washington (1983-87)	5
	Chicago Bears (1983-87)	5
	Dallas Cowboys (1983-87)	5
5.	N.Y. Giants (1985-88)	4
	Philadelphia Eagles (1984-87)	4
	San Francisco 49ers (1983-86)	4
	L.A. Raiders (1983-86)	4

- The Steelers have eclipsed the 50-sack plateau 11 times since sacks became an official statistic in 1982. No NFL team has registered more 50-sack seasons over that span.

NFL MOST 50-SACK SEASONS SINCE 1982

RANK	TEAM	SEASONS
1.	Pittsburgh Steelers	11
2.	Philadelphia Eagles	10
3.	New Orleans Saints	9
	L.A. Rams	9
5.	N.Y. Giants	7

STEELERS DOMINATE THE LINE OF SCRIMMAGE

- Pittsburgh led the NFL with 103 tackles for loss in 2020, which was the most ever by the franchise and tied for the third-most in the League since 2008.
- The Steelers lead the NFL in tackles for loss dating back to the start of every season since 2017.

MOST TFL DATING BACK TO THE START OF EVERY SEASON SINCE 2017

YEAR	TFL	NFL RANK	SECOND IN NFL
2020-	197	1st	Tampa Bay, 172
2019-	289	1st	Buffalo, 263
2018-	369	1st	Arizona, 359
2017-	469	1st	Arizona, 450

- Pittsburgh recorded 10 tackles for loss vs. Cleveland in Week 17, which is tied for the 10th-most in franchise history.
- The Steelers have recorded at least 10 tackles for loss in four different games since the start of the 2020 season, which leads the NFL over the span (no other team in the League has more than two).

MOST GAMES WITH 10+ TFL SINCE 2020

RANK	TEAM	GAMES
1.	Pittsburgh Steelers	4
2.	Tampa Bay Buccaneers	2
3.	Nine teams tied with	1

- The Steelers have recorded at least 10 tackles for loss in six different games since the start of the 2019 season, which leads the NFL over the span (no other team in the League has more than three).

MOST GAMES WITH 10+ TFL SINCE 2019

RANK	TEAM	GAMES
1.	Pittsburgh Steelers	6
2.	N.Y. Jets	3
3.	Seven teams tied with	2

- The Steelers have recorded at least nine tackles for loss in six different games since the start of the 2020 season, which leads the NFL over the span.

MOST GAMES WITH 9+ TFL SINCE 2020

RANK	TEAM	GAMES
1.	Pittsburgh Steelers	6
2.	San Francisco 49ers	5
3.	Tampa Bay Buccaneers	4
	New Orleans Saints	4
5.	Buffalo Bills	3

- The Steelers have recorded at least nine tackles for loss in 10 different games since the start of the 2019 season, which leads the NFL over the span.

MOST GAMES WITH 9+ TFL SINCE 2019

RANK	TEAM	GAMES
1.	Pittsburgh Steelers	10
2.	San Francisco 49ers	8
3.	Tampa Bay Buccaneers	7
4.	New Orleans Saints	6
5.	Philadelphia Eagles	5
	N.Y. Jets	5
	Buffalo Bills	5

- The Steelers have recorded at least six tackles for loss in 19 different games since the start of the 2020 season, which leads the NFL over the span.

MOST GAMES WITH 6+ TFL SINCE 2020

RANK	TEAM	GAMES
1.	Pittsburgh Steelers	19
2.	New Orleans Saints	16
3.	Tampa Bay Buccaneers	15
4.	Seattle Seahawks	14
	San Francisco 49ers	14

- Pittsburgh has recorded six or more tackles for loss in 27 different games since the start of the 2019 season, which leads the NFL over the span.

WATT TO LOOK FOR

150	Watt has registered 150 QB hits since entering the NFL in 2017, which is the most in the League over the span. His 150 QB hits are the second-most over a player's first 77 career regular-season games in NFL history.
81	Watt has registered 81 tackles for loss since entering the NFL in 2017, which is the second-most in the League over the span. His 81 TFL are the third-most over a player's first 77 career regular-season games in NFL history.
70	Watt, appearing in his 70th career game, registered one sack in Week 10 against Detroit. His 62 career sacks surpassed Pro Football Hall of Famer Derrick Thomas (61 sacks) and his brother J.J. Watt (61) for the second-most sacks by a player in his first 70 career games since 1982, when the individual sack became an official statistic. Only Pro Football Hall of Famer Reggie White (79 sacks) had more.
70	Watt reached the 70.0 sack plateau in his 76th career game, which is the third-fewest games to that total in NFL history. Reggie White reached the milestone in 57 games, while J.J. Watt did in 75 games.
72.0	Since entering the NFL in 2017, Watt has recorded 72.0 sacks, which leads the League over the span. His 72.0 sacks are the second-most over a player's first 77 career regular-season games in NFL history.
60.0	Watt eclipsed the 60.0 sack plateau in his 69th career game, which is the fourth-fewest games to that total since 1982.
50.0	Watt eclipsed the 50.0 sack plateau in his 63rd career game, which is tied with Bruce Smith for 11th-fastest to 50 or more sacks in the NFL since 1982.
52.0	Watt's 52.0 sacks lead the NFL since the start of the 2019 season.
50.0	Watt has recorded 50.0 sacks in 40 career games at Heinz Field. He has collected at least half a sack in 27 of the last 30 home games. No player (Derrick Thomas had 46.5) has registered more sacks over the first 40 career home games in NFL history.
44	Watt's 44 tackles for loss lead the NFL since 2020.
33	Watt has sacked 33 different quarterbacks in his career, including 19 more than once.
37.5	Watt's 37.5 sacks lead the NFL since 2020.
25	Watt's 25 combined interceptions (three), forced fumbles (14) and fumble recoveries (seven) are tied for the second-most in the NFL since the start of the 2019 season.
22.5	Watt's 22.5 sacks led the NFL in 2021, despite missing two full games and portions of four others.
22	Watt has registered 22 forced fumbles since entering the NFL in 2017, which is the most in the League over the span. His 22 career forced fumbles are the most by a Steeler since at least 1994. Watt's 22 career forced fumbles are tied for the third-most over a player's first 77 career regular-season games (tied for second among linebackers).
22.0+	Watt was the fifth player to reach 22.0 sacks in a single season since 1982, when the individual sack became an official NFL statistic. His 22.5 sacks not only led the NFL in 2021, but it also tied for the most in NFL history (Michael Strahan, N.Y. Giants, 22.5).
20	Watt has registered 20 multi-sack games in his career, including 3.0 or more in five different games.
15.0	Watt has now registered 15 or more sacks in back-to-back seasons. He's the 11th player since 1982, when the individual sack became an official statistic, to accomplish the feat and first since his brother, J.J. Watt, in 2014-15.
14	Watt's 15 forced fumbles are the most in the NFL since the start of the 2019 season.
14	Watt is the first player in franchise history with 14.0 or more sacks in multiple seasons. He is the 14th player in NFL history with at least 14.5 sacks in back-to-back seasons, and just the sixth since 1993.

WATT TO LOOK FOR

13.0	Watt, who has registered at least 13.0 sacks in four of his five seasons in the NFL, is already tied for the fourth-most 13.0 or more sack seasons in League history.
9	Watt had nine games with at least 1.5 sacks this season (most in NFL). He joined Reggie White (1987 – NFL Defensive Player of the Year) as the only players to have nine games with 1.5+ sacks in a season.
7TH	Watt registered 22.5 sacks, 21 tackles for loss and 39 quarterback hits this season -- all of which lead the NFL. He is the seventh player to lead the NFL in sacks, tackles for loss and quarterback hits in the same season since 2006 when quarterback hits became an officially recognized statistic. Four of the previous six players went on to capture NFL Defensive Player of the Year
7	Watt's seven fumble recoveries are the second-most in the NFL since the start of the 2019 season.
4TH	Watt's 72.0 sacks are the fourth-most in franchise history, behind L.C. Greenwood (73.5), Jason Gildon (77.0) and James Harrison (80.5).
3RD	Watt (72.0) is the third player since 1982 to record at least 70 sacks over his first five seasons, joining Reggie White (81) and J.J. Watt (74.5).
4	Watt has joined Pro Football Hall of Famer Reggie White (four) as the only players to record at least 13 sacks in four of their first five seasons since 1982, when the individual sack became an official NFL statistic. He recorded 13 sacks in 2018, 14.5 sacks in 2019, 15.0 sacks in 2020 and 16.0 sacks in 2021.
3RD	Watt is the third player in NFL history with at least 14.5 sacks in three consecutive seasons, joining Jared Allen (2007-09) and Reggie White (1986-88).
2ND	Watt is the second player since 1982, when the individual sack became an official statistic, to record at least 13 in four consecutive seasons, joining Reggie White, who did it twice (1985-88 and 1990-93).
2ND	Watt was the second player in the NFL to register at least three tackles for loss, three passes defended, 2.0 sacks and one forced fumble in the same game since 2005 (Week 6 vs. Seattle).
1.50	Watt's average of 1.50 sacks per game (min. 12 games) is the second-highest in single-season NFL history.
1.50	Watt leads the NFL in 2021 with 1.50 sacks per game (min. 12 games).
3RD	Watt joined Reggie White (1987-88) and Mark Gastineau (1983-84) as the only players to lead the NFL in sacks in back-to-back seasons.
1ST	Watt has collected 72.0 sacks over his first five seasons in the NFL, which is the most by a Steeler player in their first five seasons in the League.
1	Since entering the NFL in 2017, Watt leads the League in sacks (72.0), QB hits (150) and forced fumbles (22). He has also registered 81 tackles for loss, which is the second-most over the span.
1	Watt registered seven tackles, three tackles for loss, three passes defended, 2.0 sacks, two QB hits and one forced fumble vs. Seattle in Week 6. He was the first NFL player to have 2.0 or more sacks and a forced fumble in OT since sacks were first tracked for defenders beginning in 1982.
1	Watt is the only active player in the NFL with at least 13.0 sacks in each of the last four seasons.
0.94	Watt is off to a record-setting pace for sacks to open his NFL career. He has averaged 0.94 sacks/game since entering the League back in 2017, which is the best in NFL history (min. 70 games started).

MOST GAMES WITH 6+ TFL SINCE 2019

RANK	TEAM	GAMES
1.	Pittsburgh Steelers	27
2.	Tampa Bay Buccaneers	24
3.	Arizona Cardinals	21
	New Orleans Saints	21
	Buffalo Bills	21
	San Francisco 49ers	21

TAKE DOWN FOR WATT

- LB **T.J. Watt** joined Reggie White (1987-88) and Mark Gastineau (1983-84) as the only players to lead the NFL in sacks in back-to-back seasons.
- Watt's sack total has increased in each season of his NFL career.

WATT'S SACKS BY SEASON

YEAR	SACKS
2021	22.5
2020	15.0
2019	14.5
2018	13.0
2017	7.0

- Watt had nine games with at least 1.5 sacks this season (most in NFL). He joined Reggie White (1987 – NFL Defensive Player of the Year) as the only players to have nine games with 1.5+ sacks in a season.
- Pittsburgh was 8-2-1 in games in which Watt had 1.0+ sack and 1-5 in games he didn't record a sack.
- Watt had 12.5 sacks in the second half and overtime this season (most in NFL).

MOST SACKS IN SECOND HALF/OVERTIME IN 2021

RANK	PLAYER	SACKS
1.	T.J. Watt	12.5
2.	Trey Hendrickson	10.5
3.	Nick Bosa	10.0
4.	Myles Garrett	9.0
5.	Aaron Donald	8.5

- Since 2000, only four players have more sacks in the second half and overtime than Watt.

MOST SACKS IN SECOND HALF/OVERTIME SINCE 2000

RANK	PLAYER, YEAR	SACKS
1.	Aaron Donald, 2018	13.5
	J.J. Watt, 2015	13.5
	Von Miller, 2012	13.5
4.	Justin Houston, 2014	13.0
5.	T.J. Watt, 2021	12.5
	Elvis Dumervil, 2009	12.5

- Watt was the fifth player to reach 22.0 sacks in a single season since 1982, when the individual sack became an official NFL statistic. His 22.5 sacks not only led the NFL in 2021, but it also tied for the most in NFL history (Michael Strahan, N.Y. Giants, 22.5).

NFL SINGLE-SEASON SACK LEADERS

RANK	PLAYER, YEAR	SACKS
1.	T.J. Watt, 2021	22.5
	Michael Strahan, 2001	22.5
3.	Jared Allen, 2011	22.0
	Mark Gastineau, 1984	22.0
	Justin Houston, 2014	22.0
6.	Chris Doleman, 1989	21.0
	Reggie White, 1987	21.0
8.	Aaron Donald, 2018	20.5
	Lawrence Taylor, 1986	20.5
	J.J. Watt, 2012	20.5
	J.J. Watt, 2014	20.5

- Watt was the 12th player (13th season) to reach 20.0 sacks in a single season since 1982, when the individual sack became an official NFL statistic.
- Watt's 22.5 sacks lead the NFL in 2021, despite missing two full games and portions of four others.

NFL SACK LEADERS IN 2021

RANK	PLAYER	SACKS
1.	T.J. Watt	22.5
2.	Robert Quinn	18.5
3.	Myles Garrett	16.0
4.	Nick Bosa	15.5
5.	Trey Hendrickson	14.0

- Watt led the NFL in 2021 with 1.50 sacks per game (min. 12 games).

SACKS/GAME LEADERS IN 2021 (MIN. 12 GAMES)

RANK	PLAYER	SACKS/GM
1.	T.J. Watt	1.50
2.	Robert Quinn	1.16
3.	Myles Garrett	0.94
	Nick Bosa	0.91
5.	Trey Hendrickson	0.88

- Watt's average of 1.50 sacks per game is the second-highest in single season NFL history (min. 12 games).

SINGLE-SEASON SACKS/GAME LEADERS NFL HISTORY (MIN. 12 GAMES)

RANK	PLAYER, YEAR	SACKS/GM
1.	Reggie White, 1987	1.75
2.	T.J. Watt, 2021	1.50
3.	Shawne Merriman, 2006	1.42
4.	Michael Strahan, 2001	1.41
5.	Justin Houston, 2014	1.38
	Mark Gastineau, 1984	1.38
	Jared Allen, 2011	1.38

- Watt registered 22.5 sacks, 21 tackles for loss and 39 quarterback hits this season -- all of which lead the NFL.
- Watt is the seventh player to lead the NFL in sacks, tackles for loss and quarterback hits in the same season since 2006 when quarterback hits became an officially recognized statistic.

- Four of the previous six players went on to capture NFL Defensive Player of the Year.

LED THE NFL IN SACKS, TACKLES FOR LOSS AND QUARTERBACK HITS

YEAR	PLAYER	SACKS	TFL	QB HITS
2021	T.J. Watt	22.5	21	39
2018	Aaron Donald	20.5	25	41
2017	Chandler Jones	17.0	28	33
2015	J.J. Watt	17.5	29	50
2014	J.J. Watt	20.5	29	51
2012	J.J. Watt	20.5	39	43
2008	DeMarcus Ware	20.0	27	30
NFL Defensive Player of the Year				

- Watt has recorded at least 1.5 sacks in 20 career games.
- Watt has registered at least 2.0 sacks in 16 career games.
- Watt has recorded at least 3.0 sacks in five career games.
- Watt registered five tackles, including a career-high 4.0 sacks, three tackles for loss, two passes defended and five QB hits in Week 17 vs. Cleveland.

MOST SACKS IN SINGLE-GAME FRANCHISE HISTORY

RANK	PLAYER	SACKS
1.	Joe Greene (12/10/72 at Houston)	5.0
2.	Chad Brown (10/13/96 vs. Cincinnati)	4.5
	L.C. Greenwood (11/25/79 vs. Cleveland)	4.5
4.	T.J. Watt (1/3/22 vs. Cleveland)	4.0
	Joey Porter (10/14/01 at Tampa Bay)	4.0
	Jerrold Williams (12/22/91 vs. Cleveland)	4.0
	Edmund Nelson (9/16/84 vs. L.A. Rams)	4.0
8.	T.J. Watt (12/5/21 vs. Baltimore)	3.5
	James Harrison (11/5/07 vs. Baltimore)	3.5
	Keith Willis (10/23/83 at Seattle)	3.5

- Watt reached the 70.0 sack plateau in his 76th career game, which is the third-fewest games to that total in NFL history.

FEWEST GAMES TO 70 SACKS IN NFL CAREER - SINCE 1982

RANK	PLAYER	GP	DATE
1.	Reggie White	57	12/18/1988 Phi at Dal
2.	J.J. Watt	75	11/29/2015 Hou vs NO
3.	T.J. Watt	76	1/3/2022 Pit vs Cle
4.	Derrick Thomas	82	9/18/1994 KC at Atl
5.	Von Miller	83	11/27/2016 Den vs KC
	Bruce Smith	83	11/26/1990 Buf at Hou
7.	DeMarcus Ware	84	10/10/2010 Dal vs Ten
8.	Richard Dent	86	11/13/1988 Chi at Was
9.	Leslie O'Neal	87	9/12/1993 SD at Den
	Andre Tippett	87	11/13/1988 NE at NYJ

- Watt eclipsed the 60.0 sack plateau in his 69th career game, which is the fourth-fewest games to that total in NFL history.

FEWEST GAMES TO 60 SACKS IN NFL CAREER - SINCE 1982

RANK	PLAYER	GP	DATE
1.	Reggie White	50	10/30/1988 Phi vs Atl
2.	J.J. Watt	66	9/20/2015 Hou at Car
3.	Derrick Thomas	67	10/3/1993 KC vs Oak
4.	T.J. Watt	69	11/8/2021 Pit vs Chi
5.	Von Miller	72	1/3/2016 Den vs SD
6.	DeMarcus Ware	73	11/15/2009 Dal at GB
	Justin Houston	73	12/4/2016 KC at Atl
8.	Andre Tippett	74	11/15/1987 NE vs Dal
9.	Richard Dent	75	12/27/1987 Chi vs LAR
	Bruce Smith	75	9/24/1990 Buf at NYJ

- Watt eclipsed the 50.0 sack plateau in his 63rd career game, which ranks tied with Bruce Smith for 11th-fastest to 50 or more sacks in the NFL since 1982.

FEWEST GAMES TO 50 SACKS IN NFL CAREER - SINCE 1982

RANK	PLAYER	GP	DATE
1.	Reggie White	40	12/20/1987 Phi at NYJ
2.	Derrick Thomas	54	10/18/1992 KC at Dal
3.	Myles Garrett	57	10/17/2021 Ari at Cle
4.	Von Miller	58	9/17/2015 Den at KC
5.	Justin Houston	61	9/17/2015 KC vs Den
	J.J. Watt	61	12/7/2014 Hou at Jax
	Dwight Freeney	61	12/18/2005 Ind vs SD
8.	Aldon Smith	62	9/27/2020 Dal at Sea
	DeMarcus Ware	62	12/14/2008 Dal vs NYG
	Tim Harris	62	9/16/1990 GB vs Chi
11.	T.J. Watt	63	9/12/2021 Pit at BUF
	Bruce Smith	63	10/22/1989 Buf vs NYJ

- Watt is off to a record-setting pace for sacks to open his NFL career. He has averaged 0.94 sacks/game since entering the League back in 2017, which is the best in NFL history (min. 70 games started).

SACKS PER GAME LEADERS IN NFL HISTORY (MIN. 70 GAMES STARTED)

RANK	PLAYER	SACKS/GM
1.	T.J. Watt	0.94
2.	Reggie White	0.85
3.	Mark Gastineau	0.83
4.	Lawrence Taylor	0.79
5.	DeMarcus Ware	0.78
6.	Aaron Donald	0.77
	Chandler Jones	0.77
	Dexter Manley	0.77
	Von Miller	0.77
10.	J.J. Watt	0.76

- Watt has sacked Cleveland QB Baker Mayfield 8.5 times in his career, more than he's sacked any other quarterback. Watt has brought down 33 different passers in his career, including 19 more than once.

Below is a look at his career regular-season sacks by quarterback:

SACKS	PLAYER	MOST RECENT
8.5	Baker Mayfield	vs. Cleveland, Jan. 3, 2022
5.5	Lamar Jackson	vs. Baltimore, Dec. 5, 2021
3.5	Jeff Driskel	vs. Denver, Sept. 20, 2020
3.0	Jared Goff	vs. Detroit, Nov. 14, 2021
3.0	Justin Fields	vs. Chicago, Nov. 8, 2021
3.0	Philip Rivers	vs. Indianapolis, Dec. 27, 2020
3.0	Blake Bortles	at Jacksonville, Nov. 18, 2018
3.0	Matt Ryan	vs. Atlanta, Oct. 7, 2018
3.0	Tyrod Taylor	at Cleveland, Sept. 9, 2018
3.0	DeShone Kizer	vs. Cleveland, Dec. 31, 2017
2.5	Ryan Tannehill	vs. Tennessee, Dec. 19, 2021
2.5	Robert Griffin III	vs. Baltimore, Dec. 2, 2020
2.5	Andy Dalton	vs. Cincinnati, Sept. 30, 2019
2.0	Geno Smith	vs. Seattle, Oct. 17, 2021
2.0	Aaron Rodgers	at Green Bay, Oct. 3, 2021
2.0	Ryan Finley	at Cincinnati, Dec. 21, 2020
2.0	Joe Burrow	vs. Cincinnati, Nov. 15, 2020
2.0	Ryan Fitzpatrick	vs. Miami, Oct. 28, 2019
1.5	Brian Hoyer	vs. Indianapolis, Nov. 3, 2019
1.0	Tyler Huntley	at Baltimore, Jan. 9, 2021
1.0	Derek Carr	vs. Las Vegas, Sept. 19, 2021
1.0	Alex Smith	vs. Washington, Dec. 7, 2020
1.0	Carson Wentz	vs. Philadelphia, Oct. 11, 2020
1.0	Deshaun Watson	vs. Houston, Sept. 27, 2020
1.0	Sam Darnold	at N.Y. Jets, Dec. 22, 2019
1.0	Russell Wilson	vs. Seattle, Sept. 15, 2019
1.0	Drew Brees	at New Orleans, Dec. 23, 2018
1.0	Tom Brady	vs. New England, Dec. 16, 2018
1.0	Cam Newton	at Carolina, Nov. 8, 2018
1.0	Joe Flacco	vs. Baltimore, Dec. 10, 2017
1.0	Brett Hundley	vs. Green Bay, Nov. 26, 2017
0.5	Garrett Gilbert	at Dallas, Nov. 8, 2020
0.5	Josh Allen	vs. Buffalo, Dec. 15, 2019

Watt's 72.0 career sacks are the second-most over a player's first 77 career regular-season games in NFL history.

MOST SACKS IN NFL HISTORY OVER FIRST 77 REGULAR-SEASON GAMES

RANK	PLAYER	SACKS
1.	Reggie White	87.0
2.	T.J. Watt	72.0
3.	J.J. Watt	70.5
4.	Von Miller	66.5
5.	Derrick Thomas	66.0

Watt's 72.0 career sacks are the most by a linebacker over his first 77 career regular-season games in NFL history.

MOST SACKS BY LINEBACKER IN NFL HISTORY OVER FIRST 77 REGULAR-SEASON GAMES

RANK	PLAYER	SACKS
1.	T.J. Watt	72.0
2.	Von Miller	66.5
3.	Derrick Thomas	66.0
4.	Andre Tippett	64.0
5.	Justin Houston	63.0

Watt's 37.5 sacks lead the NFL since the start of the 2020 season.

NFL SACK LEADERS SINCE 2020

RANK	PLAYER	SACKS
1.	T.J. Watt	37.5
2.	Myles Garrett	28.0
3.	Trey Hendrickson	27.5
4.	Aaron Donald	26.0
5.	Haason Reddick	23.5

Watt's 52.0 sacks lead the NFL since the start of the 2019 season.

NFL SACK LEADERS SINCE 2019

RANK	PLAYER	SACKS
1.	T.J. Watt	52.0
2.	Aaron Donald	38.5
3.	Myles Garrett	38.0
4.	Shaquill Barrett	37.5
5.	Cameron Jordan	35.5

Watt's 65.0 sacks lead the NFL since the start of the 2018 season.

NFL SACK LEADERS SINCE 2018

RANK	PLAYER	SACKS
1.	T.J. Watt	65.0
2.	Aaron Donald	59.0
3.	Myles Garrett	51.5
4.	Cameron Jordan	47.5
5.	Chandler Jones	43.5

Watt's 72.0 career sacks lead the NFL since the start of the 2017 season.

NFL SACK LEADERS SINCE 2017

RANK	PLAYER	SACKS
1.	T.J. Watt	72.0
2.	Aaron Donald	70.0
3.	Chandler Jones	60.5
	Cameron Jordan	60.5
5.	Myles Garrett	58.5

- Watt ranks in the top five for the most sacks over a two, three and four-year span in NFL history.

YEARS	SACKS	NFL RANK (LEADER)
2020-21 (two-year)	37.5	5th (Cooper Kupp, 191)
2019-21 (three-year)	52.0	t-3rd (Cooper Kupp, 145)
2018-21 (four-year)	65.0	5th (Cooper Kupp, 846)

- Watt is the second player since 1982, when the individual sack became an official statistic, to record at least 13.0 in four straight seasons, joining Reggie White, who did it twice (1985-88 and 1990-93).
- Watt is the first player in franchise history with 14.0 or more sacks in three or more seasons.
- Watt is the third player in NFL history with at least 14.5 sacks in three consecutive seasons, joining Jared Allen (2007-09) and Reggie White (1986-88).
- Watt's 22.5 sacks in 2021, which are a single-season high for him, not only lead the NFL but are the most in single-season franchise history (James Harrison, 16.0, 2008). His previous single-season high in sacks was 15.0 in 2020.
- Watt's 15.0 sacks in 2020 rank tied for third in single-season franchise history. His 14.5 sacks in 2019 rank fifth and his 13.0 sacks in 2018 rank tied for 10th in a season by a Steelers' defender since the statistic became official in 1982.
- Watt is the only player in franchise history with 13.0 sacks or more in multiple seasons.

STEELERS SINGLE-SEASON SACK LEADERS

RANK	PLAYER. YEAR	SACKS
1.	T.J. Watt, 2021	22.5
2.	James Harrison, 2008	16.0
3.	T.J. Watt, 2020	15.0
	Mike Merriweather, 1984	15.0
5.	T.J. Watt, 2019	14.5
6.	Kevin Greene, 1994	14.0
	Keith Willis, 1983	14.0
8.	LaMarr Woodley, 2009	13.5
	Jason Gildon, 2000	13.5
10.	T.J. Watt, 2018	13.0
	Chad Brown, 1996	13.0
NFL Defensive Player of the Year		

- Watt, who has registered at least 13.0 sacks in four of his five seasons in the NFL, is already tied for the fourth-most 13.0 or more sack seasons in League history.

MOST SEASONS WITH 13.0+ SACKS IN NFL HISTORY

RANK	PLAYER	SEASONS
1.	Reggie White	9
2.	Bruce Smith	7
3.	Kevin Greene	6
4.	T.J. Watt	4
	Nine other players tied with	4

- Watt's 72.0 sacks are the fourth-most in franchise history.

STEELERS CAREER SACK LEADERS

RANK	PLAYER. YEARS	SACKS
1.	James Harrison, 2002, 2004-12, 2014-17	80.5
2.	Jason Gildon, 1994-2003	77.0
3.	L.C. Greenwood, 1969-81	73.5
4.	T.J. Watt, 2017-21	72.0
5.	Cameron Heyward, 2011-21	68.0
6.	Joe Greene, 1969-81	66.0
7.	Joey Porter, 1999-2006	60.0
8.	Keith Willis, 1982-91	59.0
9.	LaMarr Woodley, 2007-13	57.0
10.	Greg Lloyd, 1998-97	53.5

- Watt has collected 72.0 sacks over his first five seasons in the NFL, which is the most by a Steelers player in their first five seasons in the League.

MOST SACKS BY STEELER IN FIRST FIVE NFL SEASONS

RANK	PLAYER. YEARS	SACKS
1.	T.J. Watt, 2017-21	72.0
2.	LaMarr Woodley, 2007-11	48.0
3.	Joey Porter, 1999-2003	35.5
4.	Bud Dupree, 2015-19	31.5
5.	Chad Brown, 1993-97	30.0

- Watt (72.0) is the third player since 1982 to record at least 70 sacks over his first five seasons, joining Reggie White (81) and J.J. Watt (74.5).

MOST SACKS IN FIRST FIVE SEASONS IN NFL HISTORY

RANK	PLAYER. YEARS	SACKS
1.	Reggie White, 1985-1989	81.0
2.	J.J. Watt, 2011-15	74.5
3.	T.J. Watt, 2017-21	72.0
4.	Derrick Thomas, 1989-93	66.0
5.	DeMarcus Ware, 2005-09	64.5

- Watt (four seasons) has joined Pro Football Hall of Famers Reggie White (four) as the only players to record at least 13 sacks in four of their first five seasons since 1982, when the individual sack became an official NFL statistic. Watt recorded 13 sacks in 2018, 14.5 sacks in 2019, 15.0 sacks in 2020 and 16.0 sacks in 2021.

NFL PLAYERS WITH FOUR OR MORE 13.0+ SACK SEASONS IN FIRST FIVE YEARS

PLAYER	YEARS
Reggie White	4 (1985-88)
T.J. Watt	4 (2018-21)
NFL Hall of Famer	

- Watt is the only active player in the NFL with at least 13.0 sacks in each of the last four seasons.

NFL PLAYERS WITH FOUR STRAIGHT 13.0+ SACK SEASONS

PLAYER	YEARS
Reggie White	4 (1990-93)
Reggie White	4 (1985-88)
T.J. Watt	4 (2018-21)
NFL Hall of Famer	

- Watt registered six tackles, six QB hits (tied career high), 3.5 sacks, three tackles for loss and one forced fumble in Week 13's victory over Baltimore.
- Watt recorded five tackles, two for loss, two quarterback hits and 1.0 sack in Week 10 vs. Detroit.
- Watt registered seven tackles, three for loss, three QB hits, 3.0 sacks and one pass defended in Week 9 vs. Chicago.
- Watt registered six tackles, three quarterback hits, 1.5 sacks, one tackle for loss and one fumble recovery at Cleveland in Week 8.
- Watt registered seven tackles, three tackles for loss, three passes defended, 2.0 sacks, two QB hits and one forced fumble in the Week 6 overtime victory over Seattle.
- Watt is the first NFL player to have 2.0 or more sacks and a forced fumble in OT since sacks were first tracked for defenders beginning in 1982.
- Watt is the second player in the NFL to register at least three tackles for loss, three passes defended, 2.0 sacks and one forced fumble in the same game since 2005.

PLAYERS WITH 4 SACKS, 3 TFL AND 2 PD IN GAME SINCE 2005

PLAYER
T.J. Watt, Pittsburgh vs. Cleveland (Jan. 3, 2022)
Justin Houston, Kansas City at Philadelphia (Sept. 19, 2013)
Shaun Phillips, San Diego vs. Arizona (Oct. 3, 2010)

PLAYERS WITH 3 TFL, 3 PDS, 2.0 SACKS, 1 FF IN GAME SINCE 2005

PLAYER
T.J. Watt, Pittsburgh vs. Seattle (Oct. 17, 2021)
Justin Houston, Kansas City at Philadelphia (Sept. 19, 2013)

- Watt is the fourth player in the NFL to register at least three passes defended, 2.0 sacks and one forced fumble in the same game since 2005.

PLAYERS WITH 3 PDS, 2.0 SACKS, 1 FF IN GAME SINCE 2005

PLAYER
T.J. Watt, Pittsburgh vs. Seattle (Oct. 17, 2021)
Anthony Lanier, Washington Football Team vs. Arizona (Dec. 17, 2017)
Alex Brown, Chicago at Tampa Bay (Nov. 27, 2005)
Justin Houston, Kansas City at Philadelphia (Sept. 19, 2003)

- Watt has recorded 50.0 sacks in 40 career games at Heinz Field. He has collected at least half a sack in 27 of the last 30 home games.
- No player (Derrick Thomas had 45.5) has registered more sacks over the first 40 career home games in NFL history.

MOST SACKS IN NFL HISTORY OVER FIRST 40 CAREER HOME GAMES

RANK	PLAYER	SACKS
1.	T.J. Watt	50.0
2.	Derrick Thomas	45.5
3.	Reggie White	43.0
4.	J.J. Watt	39.0
5.	Dwight Freeney	36.0

T.J. (S)WATT THE QUARTERBACK

- LB **T.J. Watt's** has registered 150 QB hits since entering the NFL in 2017, which is the most in the League over the span.

NFL QUARTERBACK HIT LEADERS SINCE 2017

RANK	PLAYER	QB HITS
1.	T.J. Watt	150
2.	Aaron Donald	145
3.	Matt Judon	118
4.	Myles Garrett	116
5.	Cameron Jordan	112

- Watt's 39 QB hits lead the NFL since the start of the 2021 season.

NFL QUARTERBACK HIT LEADERS IN 2021

RANK	PLAYER	QB HITS
1.	T.J. Watt	39
2.	Myles Garrett	33
3.	Nick Bosa	32
4.	Micah Parsons	30
	Jonathan Allen	30
	Maxx Crosby	30

- Watt's 80 QB hits lead the NFL since the start of the 2020 season.

NFL QUARTERBACK HIT LEADERS SINCE 2020

RANK	PLAYER	QB HITS
1.	T.J. Watt	80
2.	Aaron Donald	53
3.	Trey Hendrickson	52
4.	Myles Garrett	51
5.	Joey Bosa	47

- Watt's 116 QB hits lead the NFL since the start of the 2019 season.

NFL QUARTERBACK HIT LEADERS SINCE 2019

RANK	PLAYER	QB HITS
1.	T.J. Watt	116
2.	Matt Judon	79
3.	Joey Bosa	78
4.	Aaron Donald	77
5.	Shaquil Barrett	75

- Watt's 137 QB hits lead the NFL since the start of the 2018 season.

NFL QUARTERBACK HIT LEADERS SINCE 2018

RANK	PLAYER	QB HITS
1.	T.J. Watt	137
2.	Aaron Donald	118
3.	Matt Judon	99
4.	Myles Garrett	98
5.	Chris Jones	94

- Watt's 150 QB hits are the second-most over a player's first 77 career regular-season games in NFL history.

MOST QB HITS IN NFL HISTORY OVER FIRST 77 REGULAR-SEASON GAMES

RANK	PLAYER	QB HITS
1.	J.J. Watt	201
2.	T.J. Watt	150
3.	Aaron Donald	145
4.	Von Miller	132
5.	Joey Bosa	129

- Watt's 150 QB hits are the most by a linebacker over his first 77 career regular-season games in NFL history.

MOST QB HITS BY LINEBACKER IN NFL HISTORY OVER FIRST 77 REGULAR-SEASON GAMES

RANK	PLAYER	QB HITS
1.	T.J. Watt	150
2.	Von Miller	132
3.	Cameron Wake	116
4.	Clay Matthews	114
5.	Matt Judon	104

T.J. WATT KNOWS THE TFL

- LB T.J. Watt's has registered 81 tackles for loss since entering the NFL in 2017, which is the second-most in the League.

NFL TFL LEADERS SINCE 2017

RANK	PLAYER	TFLS
1.	Aaron Donald	93
2.	T.J. Watt	81
3.	Cameron Jordan	74
4.	Chandler Jones	66
5.	Matt Judon	64

- Watt's 21 tackles for loss lead the NFL in 2021.

NFL TFL LEADERS IN 2021

RANK	PLAYER	TFL
1.	T.J. Watt	21
	Nick Bosa	21
3.	Micah Parsons	20
4.	Aaron Donald	19
	Von Miller	19

- Watt's 44 tackles for loss lead the NFL since the start of the 2020 season.

NFL TFL LEADERS SINCE 2020

RANK	PLAYER	TFL
1.	T.J. Watt	44
2.	Aaron Donald	33
3.	Roquan Smith	30
4.	Haason Reddick	27
	Myles Garrett	27
	Maxx Crosby	27

- Watt's 58 tackles for loss lead the NFL since the start of the 2019 season.

NFL TFL LEADERS SINCE 2019

RANK	PLAYER	TFLS
1.	T.J. Watt	58
2.	Aaron Donald	53
3.	Maxx Crosby	43
4.	Shaquil Barrett	41
5.	Cameron Jordan	39

- Watt's 71 tackles for loss are the second-most in NFL since the start of the 2018 season.

NFL TFL LEADERS SINCE 2018

RANK	PLAYER	TFLS
1.	Aaron Donald	78
2.	T.J. Watt	71
3.	Cameron Jordan	57
4.	Myles Garrett	50
5.	Shaquil Barrett	47
	Matt Judon	47

- Watt's 81 TFL are the fifth-most over a player's first 77 career regular-season games in NFL history.

MOST TFL IN NFL HISTORY OVER FIRST 77 REGULAR-SEASON GAMES

RANK	PLAYER	TFL
1.	J.J. Watt	129
2.	Aaron Donald	96
3.	Von Miller	85
4.	Lavonte David	83
5.	T.J. Watt	81

- Watt's 81 TFL are the third-most by a linebacker over his first 77 career regular-season games in NFL history.

MOST TFL BY LINEBACKER IN NFL HISTORY OVER FIRST 77 REGULAR-SEASON GAMES

RANK	PLAYER	TFL
1.	Von Miller	85
2.	Lavonte David	83
3.	T.J. Watt	81
4.	Khalil Mack	80
5.	Justin Houston	77

WATT WRESTLES AWAY THE FOOTBALL

- LB **T.J. Watt's** has registered 22 forced fumbles since entering the NFL in 2017, which is the most in the League.

NFL FORCED FUMBLE LEADERS SINCE 2017

RANK	PLAYER	FF
1.	T.J. Watt	22
2.	Aaron Donald	19
	Chandler Jones	19
4.	Darius Leonard	17
5.	Yannick Ngakoue	16

- Watt's 22 career forced fumbles are the most by a Steelers player since 1994.

STEELERS FORCED FUMBLE LEADERS SINCE 1994

RANK	PLAYER	GP	FF
1.	James Harrison	177	32
2.	T.J. Watt	77	22
3.	Joey Porter	122	18
	Jason Gildon	158	18
5.	Levon Kirkland	144	14

- Watt's 22 career forced fumbles are tied for the third-most over a player's first 77 career regular-season games.

MOST FORCED FUMBLES IN NFL HISTORY OVER FIRST 77 REGULAR-SEASON GAMES

RANK	PLAYER	FF
1.	Dwight Freeney	27
2.	Robert Mathis	24
3.	T.J. Watt	22
	John Abraham	22
5.	DeMarcus Ware	21

- His 22 career forced fumbles are tied for the second-most by a linebacker over his first 77 career regular-season games.

MOST FORCED FUMBLES BY LINEBACKER IN NFL HISTORY OVER FIRST 77 REGULAR-SEASON GAMES

RANK	PLAYER	FF
1.	Robert Mathis	24
2.	T.J. Watt	22
	John Abraham	22
4.	DeMarcus Ware	21
5.	Robert Quinn	18
	Tamba Hali	18

- Watt's 15 forced fumbles are the most in the NFL since the start of the 2019 season.

NFL FORCED FUMBLE LEADERS SINCE 2019

RANK	PLAYER	FF
1.	T.J. Watt	15
2.	Chandler Jones	14
3.	Darius Leonard	13
4.	Marlon Humphrey	11
	Shaquil Barrett	11

- Watt's seven fumble recoveries are the second-most in the NFL since the start of the 2019 season.

NFL FUMBLE RECOVERIES LEADERS BY SINCE 2019

RANK	PLAYER	FR
1.	Vonn Bell	8
2.	T.J. Watt	7
3.	Devin White	6
	Justin Houston	6
5.	Devin Bush, Minkah Fitzpatrick and seven other players tied with	5

- Watt's 25 combined interceptions (three), forced fumbles (15) and fumble recoveries (seven) are tied for the second-most in the NFL since the start of the 2019 season.

NFL COMBINED (INT, FF, FR) LEADERS SINCE 2019

RANK	PLAYER	INT.	FF	FR	TOT.
1.	Darius Leonard	9	13	5	27
2.	T.J. Watt	3	15	7	25
	J.C. Jackson	22	1	2	25
4.	Xavien Howard	16	3	2	21
5.	Minkah Fitzpatrick	11	4	5	20

LET MY CAMERON GO

- DT **Cameron Heyward** registered his 10th sack of the season in Week 18 at Baltimore, which secured his second career (had 12.0 in 2017) double-digit sack season.
- Heyward is the only defensive lineman in franchise history with 9.0 or more sacks in at least four seasons.

STEELERS DEFENSIVE LINEMAN SINGLE-SEASON SACK LEADERS

RANK	PLAYER, YEAR	SACKS
1.	Keith Willis, 1983	14.0
2.	Cameron Heyward, 2017	12.0
	Keith Willis, 1986	12.0
4.	Stephon Tuitt, 2020	11.0
5.	Cameron Heyward, 2021	10.0
6.	Cameron Heyward, 2019	9.0
7.	Ray Seals, 1995	8.5
8.	Cameron Heyward, 2018	8.0
	Aaron Smith, 2004	8.0
	Kimo von Oelhoffen, 2003	8.0
	Aaron Smith, 2001	8.0

- Heyward registered his ninth sack of the year in Week 18 vs. Cleveland.
- Heyward's six seasons of 7.0 or more sacks are tied for the eighth-most by a defensive tackle since 1982.
- Heyward's 98 tackles for loss are the third-most by an active NFL defensive tackle.

MOST 7.0+ SACK SEASONS BY DEFENSIVE TACKLE SINCE 1982

RANK	PLAYER, YEARS	SEASONS
1.	John Randle	12
2.	Steve McMichael	9
3.	Aaron Donald	8
4.	Calais Campbell	7
	Warren Sapp	7
	Henry Thomas	7
	Trevor Pryce	7
8.	Cameron Heyward	6
	Geno Atkins	6
	Ray Childress	6
	Justin Smith	6

- DT **Cameron Heyward's** 68.0 career sacks are the most by a Steelers' defensive lineman since 1982, third-most by an active NFL defensive tackle, fifth-most in franchise history and fourth-most by a Steeler since 1982.

STEELERS DEFENSIVE LINEMAN CAREER SACK LEADERS SINCE 1982

RANK	PLAYER, YEARS	SACKS
1.	Cameron Heyward, 2011-21	68.0
2.	Keith Willis, 1982-91	59.0
3.	Aaron Smith, 1999-2011	44.0
4.	Stephon Tuitt, 2014-20	34.5
5.	Brett Keisel, 2002-14	30.0

STEELERS CAREER SACK LEADERS

RANK	PLAYER, YEARS	SACKS
1.	James Harrison, 2002, 2004-12, 2014-17	80.5
2.	Jason Gildon, 1994-2003	77.0
3.	L.C. Greenwood, 1969-81	73.5
4.	T.J. Watt, 2017-21	72.0
5.	Cameron Heyward, 2011-21	68.0
6.	Joe Greene, 1969-81	66.0
7.	Joey Porter, 1999-2006	60.0
8.	Keith Willis, 1982-91	59.0
9.	LaMarr Woodley, 2007-13	57.0
10.	Greg Lloyd, 1998-97	53.5

ACTIVE NFL SACK LEADERS BY DEFENSIVE TACKLES

RANK	PLAYER	SACKS
1.	Aaron Donald	98.0
2.	Ndamukong Suh	70.5
3.	Cameron Heyward	68.0
4.	Fletcher Cox	58.0
5.	Chris Jones	49.5

ACTIVE NFL TFL LEADERS BY DEFENSIVE TACKLES

RANK	PLAYER	TFL
1.	Aaron Donald	150
2.	Ndamukong Suh	130
3.	Cameron Heyward	98
4.	Fletcher Cox	78
5.	Akiem Hicks	73

- Heyward's 540 tackles are the third-most by an active NFL defensive tackle.

ACTIVE NFL TACKLE LEADERS BY DEFENSIVE TACKLES

RANK	PLAYER	TACKLES
1.	Linval Joseph	644
2.	Ndamukong Suh	590
3.	Cameron Heyward	540
4.	Sheldon Richardson	500
5.	Fletcher Cox	443

- Heyward's 42 passes defended lead active NFL defensive tackles.

ACTIVE NFL PASSES DEFENDED LEADERS BY DEFENSIVE TACKLES

RANK	PLAYER	PDS
1.	Cameron Heyward	42
2.	Ndamukong Suh	38
3.	Malik Jackson	29
	Chris Jones	29
5.	Denico Autry	23

- Heyward's 226 tackles lead the NFL among defensive tackles since the start of the 2019 season.

NFL TACKLE LEADERS BY DEFENSIVE TACKLES SINCE 2019

RANK	PLAYER	TACKLES
1.	Cameron Heyward	226
2.	Jonathan Allen	193
3.	Christian Wilkins	192
4.	DeForest Buckner	187
5.	Grady Jarrett	180

- Heyward's 18 passes defended lead all defensive tackles in the NFL since the start of the 2019 season.

NFL PASSES DEFENDED LEADERS BY DEFENSIVE TACKLES SINCE 2019

RANK	PLAYER	PDS
1.	Cameron Heyward	18
2.	Chris Jones	13
3.	Jeffrey Simmons	12
4.	Sheldon Richardson	11
	Christian Wilkins	11

- Heyward’s 23.0 sacks are the fourth-most among defensive tackles in the NFL since the start of the 2019 season.

NFL SACK LEADERS BY DEFENSIVE TACKLES SINCE 2019

RANK	PLAYER	SACKS
1.	Aaron Donald	38.5
2.	Chris Jones	25.5
3.	DeForest Buckner	24.0
4.	Cameron Heyward	23.0
5.	Denico Autry	20.0

- Heyward’s 33 tackles for loss are the second-most among defensive tackles in the NFL since the start of the 2019 season.

NFL TACKLES FOR LOSS LEADERS BY DEFENSIVE TACKLES SINCE 2019

RANK	PLAYER	TFLS
1.	Aaron Donald	53
2.	Cameron Heyward	33
3.	DeForest Buckner	29
4.	Larry Ogunjobi	27
5.	Arik Armstead	24

- Heyward’s nine passes defended lead all defensive tackles in 2021.

NFL PASSES DEFENDED LEADERS BY DEFENSIVE TACKLES IN 2021

RANK	PLAYER	PDS
1.	Cameron Heyward	9
2.	Jeffrey Simmons	6
	Denico Autry	6
4.	Chris Jones	5
5.	Malik Jackson	4
	Derrick Brown	4
	Aaron Donald	4
	Sheldon Richardson	4
	Christian Wilkins	4

- Heyward registered five tackles, 2.0 sacks, two TFLs, and two quarterback hits in Week 10 vs. Detroit.
- The Steelers are 8-0-1 when Heyward collects at least 2.0 sacks in a game.

FITZPATRICK DOES IT AGAIN

- **5 Minkah Fitzpatrick** led the Steelers in total tackles (124), solo stops (84) and passes defended (tied, 9).
- His 124 tackles this season are not only a career high but also led all defensive backs in the NFL in 2021.

NFL TACKLE LEADERS BY DEFENSIVE BACKS IN 2021

RANK	PLAYER	TACKLES
1.	Minkah Fitzpatrick	124
2.	Jalen Thompson	121
3.	Logan Ryan	117
	Derwin James	117
5.	Johnathan Abram	116

- His 124 tackles are tied for the fifth-most by a defensive back in a single season since 2016.

NFL TACKLE LEADERS BY DEFENSIVE BACKS SINCE 2016

RANK	PLAYER. YEAR	TACKLES
1.	Budda Baker, 2019	147
2.	Eric Reid, 2019	130
3.	Johnathan Cyprien, 2016	127
4.	Landon Collins, 2016	125
5.	Minkah Fitzpatrick, 2021	124
	Jordan Poyer, 2020	124

- Fitzpatrick has two career multi-interception games (2018-20).
- Fitzpatrick’s four defensive TDs rank tied for sixth in the NFL among active players.

NFL ACTIVE DEFENSIVE TOUCHDOWN LEADERS

RANK	PLAYER	TDS
1.	Janoris Jackson	9
2.	Malcolm Jenkins	8
3.	Marcus Peters	7
4.	Eddie Jackson	6
5.	Deion Jones	5
6.	Minkah Fitzpatrick and nine other players	4

- Fitzpatrick’s four defensive TDs are tied with Darius Slay, Marcus Peters and Eddie Jackson for the most in the NFL since he entered the League in 2018.

NFL DEFENSIVE TOUCHDOWN LEADERS SINCE 2018

RANK	PLAYER	TDS
1.	Minkah Fitzpatrick	4
	Eddie Jackson	4
	Marcus Peters	4
	Darius Slay	4
5.	Jadeveon Clowney	3
	Troy Hill	3
	Deion Jones	3
	Kyle Van Noy	3
	Daniel Sorensen	3

- Fitzpatrick’s 11 interceptions are tied for the seventh-most in the NFL since the start of the 2019 season.

NFL INTERCEPTION LEADERS SINCE 2019

RANK	PLAYER	INTS
1.	J.C. Jackson	22
2.	Xavien Howard	16
3.	Justin Simmons	14
	Trevon Diggs	14
5.	Tyrann Mathieu	13
	Quandre Diggs	13
7.	Minkah Fitzpatrick	11
	Kevin Byard	11
9.	Tre'Davious White	10
	Kenny Moore II	10
	Devin McCourty	10
	James Bradberry	10

- Fitzpatrick's 16 total takeaways (interceptions and fumble recoveries) are tied for the third-most in the NFL since the start of the 2019 season.

NFL TAKEAWAY (INT AND FR) LEADERS SINCE 2019

RANK	PLAYER	INT.	FR	TOT.
1.	J.C. Jackson	22	2	24
2.	Xavien Howard	16	2	18
3.	Minkah Fitzpatrick	11	5	16
	Tyrann Mathieu	13	3	16
5.	Justin Simmons	14	1	15

- Fitzpatrick's 20 combined interceptions (11), forced fumbles (four) and fumble recoveries (five) are the fifth-most in the NFL since the start of the 2019 season.

NFL COMBINED (INT, FF, FR) LEADERS SINCE 2019

RANK	PLAYER	INT.	FF	FR	TOT.
1.	Darius Leonard	9	13	5	27
2.	T.J. Watt	3	15	7	25
	J.C. Jackson	22	1	2	25
4.	Xavien Howard	16	3	2	21
5.	Minkah Fitzpatrick	11	4	5	20

WELCOME TO THE SCHOBERT

- The Steelers acquired LB **Joe Schobert**, who ranked fourth in the NFL with 141 tackles last season with Jacksonville, in Aug. 2021. He was one of five linebackers to register at least 100 tackles, multiple sacks and multiple interceptions last season.
- The linebackers with at least 100 tackles, two sacks and two interceptions in 2020 are below.

LINEBACKERS WITH 100+ TACKLES, 2.0+ SACKS, 2+ INT IN 2020

PLAYER	TACKLES	SACKS	INT
Joe Schobert	141	2.5	3
Roquan Smith	139	4	2
Eric Wilson	121	3	3
Foyesade Oluokun	117	3	2
Deion Jones	106	4.5	2

- Schobert is one of three players in the NFL to register at least 100 tackles in each of the last five seasons.

LONGEST ACTIVE STREAKS OF 100+ TACKLE SEASONS

RANK	PLAYER	SEASONS
1.	Bobby Wagner	10
2.	Eric Kendricks	6
3.	Joe Schobert	5
4.	Darius Leonard	4
	Roquan Smith	4
	Fred Warner	4

- Schobert has recorded 661 tackles (396 solo), 27 quarterback hits, 30 passes defensed, 23 tackles for loss, 11.0 sacks, 10 forced fumbles, 10 interceptions and three fumble recoveries in his six-year NFL career.
- Schobert's 633 tackles are the second-most in the NFL since the start of the 2017 season.

MOST TACKLES SINCE 2017

RANK	PLAYER	TACKLES
1.	Bobby Wagner	738
2.	Joe Schobert	633
3.	Blake Martinez	617
4.	Zach Cunningham	596
5.	Eric Kendricks	581

- Schobert tallied 10 tackles, including one for loss, in Week 16 at Kansas City. He has registered at least 10 tackles in a game 25 times since 2017, which is tied for the fourth-most in the NFL.

MOST 10+ TACKLE GAMES SINCE 2017

RANK	PLAYER	GAMES
1.	Bobby Wagner	36
2.	Blake Martinez	32
3.	Roquan Smith	26
4.	Joe Schobert	25
	Darius Leonard	25
	Zach Cunningham	25

- Schobert's 10 forced fumbles are tied for the ninth-most among linebackers in the NFL since the start of the 2017 season.

NFL LINEBACKER FORCED FUMBLE LEADERS SINCE 2017

RANK	PLAYER	FF
1.	T.J. Watt	22
2.	Chandler Jones	19
3.	Darius Leonard	17
4.	Khalil Mack	15
5.	Lavonte David	14
6.	Shaquil Barrett	13
	Robert Quinn	13
8.	Hasson Reddick	11
9.	Joe Schobert and three other players tied with	10

- His 10 interceptions are the second-most among linebackers since the start of the 2017 season.

INTERCEPTION LEADERS BY LINEBACKERS SINCE 2017

RANK	PLAYER	INT
1.	Darius Leonard	11
2.	Joe Schobert	10
3.	Deion Jones	8
	Eric Kendricks	8
5.	Alec Ogletree	7
	Jamie Collins	7

HADEN BREAKING IT UP

- CB **Joe Haden** has registered two career interception returns for touchdowns, including one with the Steelers.
- Haden has 10 interceptions since joining the Steelers in 2017.
- Haden's 35 passes defended are tied for the ninth-most in the NFL since the start of the 2019 season.

PASSES DEFENDED LEADERS SINCE 2019

RANK	PLAYER	PDS
1.	Carlton Davis	48
	James Bradberry	47
	J.C. Jackson	47
4.	Marshon Lattimore	44
5.	Xavien Howard	40
6.	Denzel Ward	39
7.	Marlon Humphrey	38
8.	Justin Simmons	36
9.	Joe Haden	35
	Trevon Diggs	35
	Logan Ryan	35

- Since entering the NFL in 2010, Haden has recorded 155 career passes defended, which leads the League since 2010 and leads active NFL players.

ACTIVE NFL PASSES DEFENDED CAREER LEADERS

RANK	PLAYER	PDS
1.	Joe Haden	155
2.	Janoris Jenkins	125
3.	Darius Slay	119
4.	Richard Sherman	116
5.	Malcolm Jenkins	110

NFL PASSES DEFENDED LEADERS SINCE 2010

RANK	PLAYER	PDS
1.	Joe Haden	155
2.	Johnathan Joseph	132
3.	Janoris Jenkins	125
4.	Brent Grimes	122
5.	Tramon Williams	120

- Haden's 155 career passes defended are the seventh-most in the NFL since 2000.

NFL PASSES DEFENDED LEADERS SINCE 2000

RANK	PLAYER	PDS
1.	Johnathan Joseph	200
2.	Champ Bailey	187
3.	Terence Newman	182
4.	Ronde Barber	179
5.	Charles Woodson	168
6.	Asante Samuel	164
7.	Joe Haden	155
8.	Tramon Williams	153
9.	Sheldon Brown	146
	Dominique Rodgers-Cromartie	146

- Since entering the NFL in 2010, Haden has recorded 29 career interceptions, which is tied for the fourth-most among active players and tied for the sixth-most in the NFL over the span.

ACTIVE NFL INTERCEPTION LEADERS

RANK	PLAYER	INT
1.	Richard Sherman	37
2.	Marcus Peters	31
	Devin McCourty	31
4.	Joe Haden	29
	Harrison Smith	29

NFL INTERCEPTION LEADERS SINCE 2010

RANK	PLAYER	INT
1.	Richard Sherman	37
2.	Marcus Peters	31
	Reggie Nelson	31
	Devin McCourty	31
5.	Earl Thomas	30
6.	Joe Haden	29
	Harrison Smith	29
	Patrick Peterson	29

- Haden has registered at least two passes defended in a single game 37 times in his career.
- Haden has registered at least three passes defended in a single game 15 times in his career.
- Haden has recorded at least four passes defended in a single game four times in his career.
- Haden has twice recorded at least five passes defended in a single game in his career.

WIZARD OF BOZ

- K Chris Boswell is 36-of-40 on field goal attempts (90.0%), including 19-of-22 (86.4%) on field goal attempts of 40 yards or longer in 2021.
- His 36 field goals made are not only tied for the second-most in the NFL this season but they are the most in single-season franchise history (bested his previous mark of 35 field goals made in 2017).

NFL FIELD GOALS MADE LEADERS IN 2021

RANK	PLAYER	FGM
1.	Daniel Carlson	40
2.	Chris Boswell	36
	Nick Folk	36
4.	Justin Tucker	35
5.	Greg Joseph	33

MOST FIELD GOALS MADE IN SINGLE-SEASON STEELERS HISTORY

RANK	PLAYER	FGM
1.	Chris Boswell, 2021	36
2.	Chris Boswell, 2017	35
3.	Norm Johnson, 1995	34
4.	Gary Anderson, 1985	33
5.	Shaun Suisham, 2013	30
	Kris Brown, 2001	30

- Since joining the Steelers in 2015, K Chris Boswell is 182-of-206 on field goal attempts (88.3%), including 78-of-96 (81.3%) on field goal attempts of 40 yards or longer.

- Boswell made a franchise record 25 consecutive field goals, which was the longest active streak in the NFL when it ended in Week 11 of 2020 at Jacksonville.
- Boswell's streak of 20 consecutive field goals made was snapped in Week 14 at Minnesota. His 20 consecutive field goals made is the fourth-longest in franchise history.

MOST CONSECUTIVE FG IN STEELERS HISTORY

RANK	KICKER. YEARS	CONSECUTIVE FGs
1.	Chris Boswell, 2019-20	25
2.	Shaun Suisham, 2013-14	24
3.	Jeff Reed, 2004-05	22
4.	Chris Boswell, 2021	20
5.	Gary Anderson, 1994	19
	Jeff Reed, 2007-08	19
7.	Gary Anderson, 1985	18
8.	Chris Boswell, 2016-17	17
	Norm Johnson, 1997	17
10.	Chris Boswell, 2017	16
	Shaun Suisham, 2012-13	16

- Boswell ranks second in field goal percentage (88.3%) among all NFL kickers with at least 200 field goal attempts since the start of the 2015 season.

FG PERCENTAGE LEADERS SINCE 2015 (MIN. 200 ATTEMPTS)

RANK	KICKER	M-A	FG%
1.	Justin Tucker	229-250	91.6
2.	Chris Boswell	182-206	88.3
3.	Robbie Gould	177-201	88.1
4.	Dustin Hopkins	181-214	84.6
5.	Matt Prater	188-223	84.3

- Boswell has connected on 84-of-91 field goal attempts (92.3%), including 37-of-43 (86.0%) on field goal attempts of 40 yards or longer, since the start of the 2019 season.
- Boswell ranks third in field goal percentage (92.3%) among all NFL kickers with at least 90 field goal attempts.

FG PERCENTAGE LEADERS SINCE 2019 (MIN. 90 ATTEMPTS)

RANK	KICKER	FGM-FGA	FG%
1.	Justin Tucker	89-95	93.7
2.	Younghoe Koo	87-94	92.6
3.	Chris Boswell	84-91	92.3
4.	Harrison Butker	82-91	90.1
5.	Daniel Carlson	92-104	88.5

- Boswell's 88.3 field goal percentage is the highest in Steelers history among kickers with at least 100 field goal attempts.

STEELERS ALL-TIME FG PERCENTAGE LEADERS (MIN. 100 ATTEMPTS)

RANK	KICKER. YEARS	FGM-FGA	FG%
1.	Chris Boswell, 2015-current	183-206	88.3
2.	Shaun Suisham, 2010-14	124-141	87.9
3.	Norm Johnson, 1995-98	105-127	82.7
4.	Jeff Reed, 2002-10	204-249	81.9
5.	Gary Anderson, 1982-94	309-395	78.2

- Boswell became the third player in team history with at least 150 field goals made in Week 2 of 2021.

STEELERS ALL-TIME FG MADE LEADERS

RANK	KICKER. YEARS	FGM
1.	Gary Anderson, 1982-94	309
2.	Jeff Reed, 2002-10	204
3.	Chris Boswell, 2015-current	183
4.	Roy Gerela, 1971-78	146
5.	Shaun Suisham, 2010-14	124

- Boswell has registered 31 career games with three or more field goals made.
- Boswell has made 33 of his 34 field goal attempts in his regular-season career against Cincinnati. He missed his first career kick against the Bengals in Week 3.
- Boswell has connected on four or more field goals in a single game 12 times in his career.

BOZ IN THE CLUTCH

- **K Chris Boswell** is one of two kickers in the NFL in 2021 with three or more field goals made in a single quarter (and both came in the fourth quarter, Week 9 vs. Chicago, and Week 15 vs. Tennessee).
- Boswell is the first kicker in the NFL with three or more field goals made in multiple fourth quarters in the same season since Cairo Santos (Kansas City) in Week 2 and Week of 2016.
- Boswell has registered nine career game-winning field goals (last five min. of the fourth quarter or overtimes), which ranks tied for second in franchise history.

MOST GAME-WINNING FG IN LAST 5 MINUTES OF 4TH QUARTER OR OVERTIME (REGULAR AND POSTSEASON) IN FRANCHISE HISTORY

RANK	KICKER. YEARS	FGM
1.	Jeff Reed, 2002-10	11
2.	Chris Boswell, 2015-current	9
	Gary Anderson, 1982-94	9
4.	Shaun Suisham, 2010-14	7
5.	Norm Johnson, 1995-98	4

BOSWELL GAME-WINNING FG IN LAST 5 MINUTES OF 4TH QUARTER OR OVERTIME (REGULAR AND POSTSEASON)

YD	DATE	OPP	Q	TIME	PRE	POST	FINAL
18	11/8/2015	vs Oak	4	0:02	35-35	38-35	W, 38-35
35	1/9/2016	at Cin	4	0:14	15-16	18-16	W, 18-16
33	11/12/2017	at Ind	4	0:00	17-17	20-17	W, 20-17
53	11/26/2017	vs GB	4	0:00	28-28	31-28	W, 31-28
38	12/4/2017	at Cin	4	0:00	20-20	23-20	W, 23-20
46	12/10/2017	vs Bal	4	0:42	36-38	39-38	W, 39-38
35	12/30/2018	vs Cin	4	1:56	13-13	16-13	W, 16-13
37	10/17/2021	vs Sea	OT	--	20-20	23-20	W, 23-20 (ot)
40	11/8/2021	vs Chi	4	0:26	26-27	29-27	W, 29-27
36	12/9/2021	at BAL	OT	1:56	13-13	16-13	W, 16-13

- Boswell has now made 11 of 13 career field goals (84.6%) in the final two minutes of regulation and overtime.

BOZ FROM 50-PLUS

- **K Chris Boswell** has connected on 15 of his last 17 field goals of 50+ yards, including 10 of his last 11. He missed a 56-yard field at halftime expired in Week 15 vs. Tennessee, which snapped his streak of nine consecutive made field goals of 50+ yards.

- Boswell's nine straight made field goals of 50+ yards was the longest such streak in franchise history.

MOST CONSECUTIVE FG MADE FROM 50+ YARDS IN STEELERS HISTORY

RANK	KICKER. SPAN	STREAK
1.	Chris Boswell, 11/03/2019 - 12/5/2021	9
2.	Chris Boswell, 11/16/2017 - 11/08/2018	5
3.	Jeff Reed, 12/01/2002 - 10/17/2004	4
4.	Kris Brown, 11/12/2000 - 10/14/2001	3

- Boswell's nine straight made field goals of 50+ yards was tied for the 10th-longest such streak in the NFL since the start of the 1983 season.

MOST CONSECUTIVE FG MADE FROM 50+ YARDS SINCE 1983

RANK	KICKER. TEAM (SPAN)	STREAK
1.	Stephen Hauschka, Sea-Buf (9/20/2015-11/19/2017)	13
2.	Robbie Gould, Chi (11/18/2010 - 10/10/2013)	12
	Blair Walsh, Min (09/09/2012 - 09/29/2013)	12
	Justin Tucker, Bal (12/27/2015 - 12/18/2016)	12
	Matt Prater, Det (01/03/2016 - 09/24/2017)	12
5.	Younghoe Koo, Atl (12/08/2019 - 10/31/2021)	11
	Tony Zendejas, Hou-LAN (11/13/1988 - 10/31/1993)	11
7.	Jason Hanson, Det (11/22/2007 - 11/08/2009)	10
	Jason Sanders, Mia (10 12/01/2019 - 11/29/2020)	10
	Ryan Longwell, Min (09/14/2008 - 10/23/2011)	10
10.	Chris Boswell, Pit (11/03/2019 - 12/5/2021)	9
	Adam Vinatieri, Ind (10/04/2015 - 10/09/2016)	9
	Justin Tucker, Bal (10/15/2017 - 11/18/2018)	9
	Matt Bryant, Atl (11/11/2010 - 11/10/2013)	9
	Matt Bryant, Atl (11/05/2017 - 11/18/2018)	9
15.	Morten Andersen, Atl (10/01/1995 - 10/20/1996)	8
	Phil Dawson, SF (11/10/2013 - 10/13/2014)	8
	Robbie Gould, Chi-SF (12/20/2015 - 11/12/2018)	8
	Harrison Butker, KC (12/01/2019 - 10/17/2021)	8
	Brandon McManus, Den (09/27/2020 - 12/06/2020)	8
	Stephen Gostkowski, NE (12/01/2013 - 11/15/2015)	8
*indicates active streak		

- Boswell has made 17-of-21 (81.0%) field goal attempts in his NFL career from 50 yards or further, including a franchise-best 59-yard try in Week 9 of 2020 at AT&T Stadium against Dallas and a Heinz Field-best 56-yard try in Week 2 vs. Las Vegas.
- No kicker made a field goal of at least 50 yards in the first nine seasons of Heinz Field (2001-09). In fact, prior to Boswell joining the Steelers in 2015, Heinz Field witnessed just four field goals of at least 50 yards.
- Boswell has 14 field goals of at least 50 yards at Heinz Field in his career.
- Boswell's 17 field goals made from 50-plus yards are the most in Steelers history (Gary Anderson and Jeff Reed shared the previous franchise record with eight).

HIGHEST 50+ YARD FG PERCENTAGE FRANCHISE HISTORY (MIN. 15 50+ FGA)

RANK	PLAYER	FG-FGA	PCT.
1.	Chris Boswell	17-21	81.0
2.	Jeff Reed	8-17	47.1
3.	Gary Anderson	8-27	29.6

HIGHEST 50+ YARD FG PERCENTAGE DURING SUPER BOWL ERA (MIN. 20 50+ FGA)

RANK	PLAYER	FG-FGA	PCT.
1.	Chris Boswell	17-21	81.0
2.	Stephen Gostkowski	33-43	76.7
3.	Matt Prater	66-89	74.2
4.	Tony Zendejas	17-23	73.9
5.	Justin Tucker	48-66	72.7

- Boswell connected on 54 and 52-yard field goals in Week 9 vs. Chicago and added a 40-yard field goal with 30 seconds remaining in the fourth quarter that gave the Steelers a 29-27 lead. He also added a fumble recovery.
- Boswell is the first player in NFL history to make two 50+ yard field goals, make a game-winning field goal and recover an opponent's fumble all in the same game.
- Boswell connected on a 56-yard field goal in Week 2 vs. Las Vegas with 3:42 remaining in the fourth quarter that cut the Raiders' lead to 23-17.
- His 56-yard field goal is the longest in Heinz Field history – topping the previous mark of 53 yards by both Boswell vs. Green Bay on Nov. 26, 2017 and Dallas' Dan Bailey vs. Pittsburgh on Nov. 13, 2016 as the longest field goal conversion at the stadium since it opened in 2001.
- The 56-yard kick is the second-longest in team history and is the longest such kick since Nov. 8, 2020 at Dallas Cowboys (Chris Boswell, 59).

LONGEST FG IN FRANCHISE HISTORY

RANK	PLAYER (DATE, OPP.)	FG
1.	Chris Boswell (11/8/20 at Dallas)	59
2.	Chris Boswell (9/19/21 vs. Las Vegas)	56
3.	Gary Anderson (11/25/84 vs. San Diego)	55
	Kris Brown (10/14/01 at Kansas City)	55
5.	Chris Boswell (11/8/21 vs. Chicago)	54
	Gary Anderson (12/8/91 at Houston)	54
7.	Chris Boswell (12/5/21 vs. Baltimore)	53
	Chris Boswell (11/26/17 vs. Green Bay)	53
	Gary Anderson (10/21/84 at Indianapolis)	53
	Jeff Reed (11/8/10 at Cincinnati)	53
	Jeff Reed (9/21/08 at Philadelphia)	53
	Shaun Suisham (11/9/14 at N.Y. Jets)	53

LONGEST FG IN HEINZ FIELD HISTORY

RANK	PLAYER. TEAM (DATE, OPP.)	FG
1.	Chris Boswell, Pittsburgh (9/19/21 vs. Las Vegas)	56
2.	Chris Boswell, Pittsburgh (11/8/21 vs. Chicago)	54
3.	Chris Boswell, Pittsburgh (12/5/21 vs. Baltimore)	53
	Chris Boswell, Pittsburgh (11/26/17 vs. Green Bay)	53
	Dan Bailey, Dallas (11/13/16 at Pittsburgh)	53
6.	Chris Boswell, Pittsburgh (11/8/21 vs. Chicago)	52
	Chris Boswell, Pittsburgh (10/17/21 vs. Seattle)	52
	Chris Boswell, Pittsburgh (12/10/17 vs. Baltimore)	52
	Jeff Reed, Pittsburgh (9/12/10 vs. Atlanta)	52
	Justin Tucker, Baltimore (10/1/15 at Pittsburgh)	52

- Boswell made eight field goals of 50 yards or longer in 2021 – the most by a Steelers kicker in a single season. His eight 50+-yard field goals are the second most in the NFL this season.

MOST 50+ YARD FIELD GOALS IN 2021

RANK	KICKER	FGM
1.	Evan McPherson	9
2.	Chris Boswell	8
3.	Harrison Butker	7
	Greg Joseph	7
	Graham Gano	7
	Matt Prater	7

MOST 50+ YARD FIELD GOALS IN SINGLE-SEASON STEELERS HISTORY

RANK	KICKER. YEAR	FGM
1.	Chris Boswell, 2021	8
2.	Chris Boswell, 2017	4
3.	Chris Boswell, 2015	2
	Kris Brown, 2001	2
	Jeff Reed, 2010	2
	Jeff Reed, 2004	2

- His eight 50+-yard field goals are tied for the fifth-most in a single season since 2000.

MOST 50+ YARD FIELD GOALS SINCE 2000

RANK	KICKER. YEAR	FGM
1.	Brandon McManus, 2020	10
	Justin Tucker, 2016	10
	Blaire Walsh, 2012	10
4.	Evan McPherson	9
t-5.	Chris Boswell	8

- Boswell's 59-yard field goal in Week 9 at Dallas in 2020 was the longest field goal in franchise history. The previous mark was 55 yards by both Kris Brown (10/14/01 at Kansas City) and Gary Anderson (11/25/84 vs. San Diego).

MILES KILLING IT ON SPECIAL TEAMS

- **S Miles Killebrew** registered his second blocked punt of the season, which leads the NFL, in Week 11 at Los Angeles.
- Killebrew is the first Steelers player to block multiple punts in the same season since 1960.

STEELERS-CHIEFS SERIES HISTORY

- Sunday's game will mark the 37th overall meeting and third in the postseason series between the Steelers and Chiefs.
- The Steelers own an 10-game advantage in the overall series (23-13) and 10-game lead in the regular-season series (22-12).
- The two teams have met twice in the postseason where the series is tied, 1-1.
- Sunday's game will be the 20th overall matchup between the Steelers and Chiefs in Kansas City, where Pittsburgh has won 12 of the previous 19 games.
- The Steelers own a 12-7 (.632) all-time mark at Arrowhead Stadium, including the playoffs.
- Pittsburgh is one of two teams in the NFL with a winning all-time record at Arrowhead Stadium (min. 10 games).
- Pittsburgh's 12 all-time victories at Kansas City are the fourth-most in NFL history and most of any non-divisional opponent.
- The Steelers' .632 all-time winning percentage at Arrowhead Stadium is the second highest in NFL history.
- Kansas City won the last meeting in the series: Dec. 26, 2021 (36-10 in Kansas City).

INSIDE THE SERIES

CATEGORY	RECORD
Series History	Started in 1970
Overall	Steelers lead, 23-13
In Pittsburgh	Steelers lead, 11-5
At Kansas City	Steelers lead, 12-8
Neutral	-
Overall Regular-Season	Steelers lead, 22-12
In Pittsburgh	Steelers lead, 11-5
At Kansas City	Steelers lead, 11-7
Neutral	-
Overall Postseason	Series tied, 1-1
In Pittsburgh	-
At Kansas City	Series tied, 1-1
Neutral	-
Streak	Chiefs won the previous two meetings
Last Regular-Season Game	L, 36-10 (Dec. 26, 2021 in Kansas City)
Last Postseason Game	W, 18-16 (Jan. 15, 2017 in Kansas City)

2021 STATS COMPARISON

	STEELERS	CHIEFS
Total Games	17	17
Total Drives	202	170
Total Drives per Game	11.9	10.0
First downs	323	419
Rushing 1st downs	85	119
Passing 1st downs	204	267
1st downs from penalties	34	33
3rd down eff. (Made-Att-Pct)	93-239-39%	107-205-52%
4th down eff. (Made-Att-Pct)	10-21-48%	10-15-67%
Total Net Yards	5,361	6,746
Avg. Yards per Game	315.4	396.8
Total Plays	1,113	1,134
Yards per play	4.8	5.9
Net Yards Rushing	1583	1955
Rush Attempts	411	431
Yards per rush	3.85	4.54
Net Yards Passing	3778	4791
Sacks-Yards lost	38-239	28-146
Gross Yards	4017	4937
Comp-Att-Pct	425-664-64%	448-675-66%
Yards per pass	5.69	7.10
Interceptions thrown	11	13
Punts (Num-Yds)	77-3347	40-1868
Punts blocked	0	0
Net Punting Avg Yds	37.6	39.5
Gross Punting Avg Yds	43.5	46.7

	STEELERS	CHIEFS
Total Return Yds (no Kickoffs)	475	388
Punt Returns (Num-Yds)	40-370	19-228
Kickoff Returns (Num-Yds)	38-849	30-702
Int. Returns (Num-Yds)	13-105	15-160
Penalties-Yards	106-831	111-925
Turnovers	20	25
Fumbles lost	9	12
Interceptions thrown	11	13
Total Net Yards	5,361	6,746
Touchdowns	34	57
Rushing	10	16
Passing	23	37
Interceptions	0	2
Kickoff Returns	0	0
Fumble Returns	0	2
Punt Returns	0	0
Defensive/Special Teams TDs	1	4
Extra Points (Made-Att)	29-34	52-56
Kicking (Made-Att)	27-29	50-53
2Pt Conversions (Made-Att)	2-5	2-3
Safeties	0	0
Kickoffs (Num-EZ-TB)	88-55-40	101-75-66
Field Goals (Made-Att)	36-40	28-32
FGs Blocked - PATs Blocked	0-0	0-0
Goal to Go (Made-Att-Pct)	18-24-75%	34-42-81%
Red Zone (Made-Att-Pct)	27-50-54%	41-68-60%

ALL-TIME SERIES RESULTS				
Steelers lead, 23-13 (H: 11-5, A: 12-8, N: 0-0)				
Date	Site	Wk	Gm	Result
1970-11-15	H	9	9	L, 14-31
1971-10-18	A	5	5	L, 16-38
1972-11-12	H	9	9	W, 16-7
1974-10-13	A	5	5	W, 34-24
1975-11-16	H	9	9	W, 28-3
1976-11-07	A	9	9	W, 45-0
1978-10-29	H	9	9	W, 27-24
1979-11-11	A	11	11	W, 30-3
1980-12-14	H	15	15	W, 21-16
1981-09-06	H	1	1	L, 33-37
1982-12-05	H	13	5	W, 35-14
1984-09-02	H	1	1	L, 27-37
1985-11-10	A	10	10	W, 36-28

ALL-TIME SERIES RESULTS				
Steelers lead, 23-13 (H: 11-5, A: 12-8, N: 0-0)				
Date	Site	Wk	Gm	Result
1986-12-21	H	16	16	L, 19-24
1987-11-08	A	9	8	W, 17-16
1988-11-27	H	13	13	W, 16-10
1989-10-29	H	8	8	W, 23-17
1992-10-25	A	8	7	W, 27-3
1994-01-08	A	19	17	L, 10-13 OT
1996-10-07	A	6	5	W, 17-7
1997-11-03	A	10	9	L, 10-13
1998-10-26	A	8	7	W, 20-13
1999-12-18	A	15	14	L, 19-35
2001-10-14	A	5	4	W, 20-17
2003-09-14	A	2	2	L, 20-41
2006-10-15	H	6	5	W, 45-7

ALL-TIME SERIES RESULTS				
Steelers lead, 23-13 (H: 11-5, A: 12-8, N: 0-0)				
Date	Site	Wk	Gm	Result
2009-11-22	A	11	10	L, 24-27 OT
2011-11-27	A	12	11	W, 13-9
2012-11-12	H	10	9	W, 16-13 OT
2014-12-21	H	16	15	W, 20-12
2015-10-25	A	7	7	L, 13-23
2016-10-02	H	4	4	W, 43-14
2017-01-15	A	19	18	W, 18-16
2017-10-15	A	6	6	W, 19-3
2018-09-16	H	2	2	L, 42-37
2021-12-26	A	16	15	L, 36-10
indicates playoff game				



2021 WEEK 16
Pittsburgh Steelers 10, Kansas City Chiefs 36
73,371 Arrowhead Stadium Dec 26, 2021



Pittsburgh Steelers	0	0	3	7	—	10
Kansas City Chiefs	14	9	7	6	—	36

SCORING DRIVES

TEAM	QTR	TIME	SCORING PLAY	PIT	KC
Chiefs	1	04:07	C.Edwards-Helaire 1 yd. run (E.Fry kick) (14-73, 8:10)	0	7
Chiefs	1	01:05	B.Pringle 5 yd. pass from P.Mahomes (E.Fry kick) (6-49, 2:54)	0	14
Chiefs	2	08:45	E.Fry 44 yd. Field Goal (10-54, 5:01)	0	17
Chiefs	2	02:13	M.Hardman 8 yd. pass from P.Mahomes (kick failed, wl) (6-74, 2:50)	0	23
Chiefs	3	08:53	B.Pringle 16 yd. pass from P.Mahomes (E.Fry kick) (7-51, 3:51)	0	30
Steelers	3	03:34	C.Boswell 34 yd. Field Goal (15-54, 5:19)	3	30
Chiefs	4	11:57	E.Fry 34 yd. Field Goal (12-59, 6:37)	3	33
Chiefs	4	09:41	E.Fry 30 yd. Field Goal (4-5, 2:02)	3	36
Steelers	4	02:54	D.Johnson 15 yd. pass from B.Roethlisberger (C.Boswell kick) (17-85, 6:47)	10	36

PITTSBURGH STEELERS

PASSING	ATT	CP	YDS	SK/YD	TD	LG	INT	RTG
Ben Roethlisberger	35	23	159	2/21	1	24	1	73.4
Mason Rudolph	8	5	35	0/0	0	12	0	72.4
TOTAL	43	28	194	2/21	1	24	1	73.2

RUSHING	ATT	YDS	AVG	LG	TD
Najee Harris	19	93	4.9	21	0
Benny Snell Jr.	5	20	4.0	8	0
Mason Rudolph	1	17	17.0	17	0
TOTAL	25	130	5.2	21	0

RECEIVING	NO	YDS	AVG	LG	TD
Diontae Johnson	6	51	8.5	18	1
Najee Harris	5	17	3.4	6	0
Chase Claypool	4	41	10.3	24	0
Zach Gentry	4	31	7.8	12	0
Ray-Ray McCloud	4	25	6.3	17	0
Cody White	3	16	5.3	6	0
Kevin Rader	1	7	7.0	7	0
Benny Snell Jr.	1	6	6.0	6	0
TOTAL	28	194	6.9	24	1

TOP DEFENSE	TOT	SOLO	AST	SCK	YDS	INT
Robert Spillane	13	5	8	0.0	0.0	0
Minkah Fitzpatrick	12	5	7	0.0	0.0	0
Joe Schobert	10	4	6	0.0	0.0	0

FIELD GOALS	FGM/FGA	PERCENT	RESULTS
Chris Boswell	1-2	50.0	(36, 34)
TOTAL	1-2	50.0	

KANSAS CITY CHIEFS

PASSING	ATT	CP	YDS	SK/YD	TD	LG	INT	RTG
Patrick Mahomes	30	23	258	2/4	3	50	0	135.1
TOTAL	30	23	258	2/4	3	50	0	135.1

RUSHING	ATT	YDS	AVG	LG	TD
Darrel Williams	11	55	5.0	12	0
Derrick Gore	12	43	3.6	10	0
Clyde Edwards-Helaire	9	27	3.0	7	1
Michael Burton	1	2	2.0	2	0
Chad Henne	2	0	0.0	0	0
TOTAL	35	127	3.6	12	1

RECEIVING	NO	YDS	AVG	LG	TD
Byron Pringle	6	75	12.5	22	2
Derrick Gore	3	61	20.3	50	0
Mecole Hardman	3	31	10.3	14	1
Darrel Williams	3	30	10.0	18	0
Tyreek Hill	2	19	9.5	10	0
Demarcus Robinson	2	15	7.5	9	0
Noah Gray	2	12	6.0	7	0
Blake Bell	1	11	11.0	11	0
Clyde Edwards-Helaire	1	4	4.0	4	0
TOTAL	23	258	11.2	50	3

TOP DEFENSE	TOT	SOLO	AST	SCK	YDS	INT
Ben Niemann	7	6	1	0.0	0.0	0
Dicaprio Bootle	7	5	2	0.0	0.0	0
Juan Thornhill	7	4	3	0.0	0.0	0

FIELD GOALS	FGM/FGA	PERCENT	RESULTS
Elliott Fry	3-4	75.0	(44, 39, 34, 30)
TOTAL	3-4	75.0	

Team Statistics

First Downs	20	25
3rd-Down Eff. (Made/Att/Pct)	5/13/38%	4/11/36%
4th-Down Eff. (Made/Att/Pct)	2/3/67%	1/1/100%
Total Net Yards	303	381
Total Plays	70	67
Yards Per Play	4.3	5.7
Rushes/Net Yards	25/130	35/127
Net Passing	173	254
Pass Attempts/Completions	43/28	30/23
Had Intercepted	1	0
Sacked/Yards Lost	2/21	2/4
Punts/Average	2/60.5	2/45.5
Penalties/Yards	5/40	5/41
Fumbles/Lost	2/2	3/0
Possession Time	25:18	34:42

Steelers

Chiefs

AMERICAN FOOTBALL CONFERENCE												
EAST DIVISION												
TEAM	W	L	T	PCT	PF	PA	NET PTS	HOME	AWAY	CONF	DIV	STREAK
Buffalo Bills	11	6	0	.647	483	289	194	6-3-0	5-3-0	7-5-0	5-1-0	Won 4
New England Patriots	10	7	0	.588	462	303	159	4-5-0	6-2-0	8-4-0	3-3-0	Lost 1
Miami Dolphins	9	8	0	.529	341	373	-32	6-3-0	3-5-0	6-6-0	4-2-0	Won 1
New York Jets	4	13	0	.235	310	504	-194	3-6-0	1-7-0	4-8-0	0-6-0	Lost 2
NORTH DIVISION												
TEAM	W	L	T	PCT	PF	PA	NET PTS	HOME	AWAY	CONF	DIV	STREAK
Cincinnati Bengals	10	7	0	.588	460	376	84	5-4-0	5-3-0	8-4-0	4-2-0	Lost 1
Pittsburgh Steelers	9	7	1	.559	343	398	-55	6-2-1	3-5-0	7-5-0	4-2-0	Won 2
Cleveland Browns	8	9	0	.471	349	371	-22	6-3-0	2-6-0	5-7-0	3-3-0	Won 1
Baltimore Ravens	8	9	0	.471	387	392	-5	5-4-0	3-5-0	5-7-0	1-5-0	Lost 6
SOUTH DIVISION												
TEAM	W	L	T	PCT	PF	PA	NET PTS	HOME	AWAY	CONF	DIV	STREAK
Tennessee Titans	12	5	0	.706	419	354	65	7-2-0	5-3-0	8-4-0	5-1-0	Won 3
Indianapolis Colts	9	8	0	.529	451	365	86	4-5-0	5-3-0	7-5-0	3-3-0	Lost 2
Houston Texans	4	13	0	.235	280	452	-172	2-7-0	2-6-0	4-8-0	3-3-0	Lost 2
Jacksonville Jaguars	3	14	0	.176	253	457	-204	3-6-0	0-8-0	3-9-0	1-5-0	Won 1
WEST DIVISION												
TEAM	W	L	T	PCT	PF	PA	NET PTS	HOME	AWAY	CONF	DIV	STREAK
Kansas City Chiefs	12	5	0	.706	480	364	116	7-2-0	5-3-0	7-5-0	5-1-0	Won 1
Las Vegas Raiders	10	7	0	.588	374	439	-65	5-4-0	5-3-0	8-4-0	3-3-0	Won 4
Los Angeles Chargers	9	8	0	.529	474	459	15	5-4-0	4-4-0	6-6-0	3-3-0	Lost 1
Denver Broncos	7	10	0	.412	335	322	13	4-5-0	3-5-0	3-9-0	1-5-0	Lost 4
NATIONAL FOOTBALL CONFERENCE												
EAST DIVISION												
TEAM	W	L	T	PCT	PF	PA	NET PTS	HOME	AWAY	CONF	DIV	STREAK
Dallas Cowboys	12	5	0	.706	530	358	172	5-3-0	7-2-0	10-2-0	6-0-0	Won 1
Philadelphia Eagles	9	8	0	.529	444	385	59	3-5-0	6-3-0	7-5-0	3-3-0	Lost 1
Washington Football Team	7	10	0	.412	335	434	-99	3-5-0	4-5-0	6-6-0	2-4-0	Won 1
New York Giants	4	13	0	.235	258	416	-158	3-5-0	1-8-0	3-9-0	1-5-0	Lost 6
NORTH DIVISION												
TEAM	W	L	T	PCT	PF	PA	NET PTS	HOME	AWAY	CONF	DIV	STREAK
Green Bay Packers	13	4	0	.765	450	371	79	8-0-0	5-4-0	9-3-0	4-2-0	Lost 1
Minnesota Vikings	8	9	0	.471	425	426	-1	5-3-0	3-6-0	6-6-0	4-2-0	Won 1
Chicago Bears	6	11	0	.353	311	407	-96	3-5-0	3-6-0	4-8-0	2-4-0	Lost 1
Detroit Lions	3	13	1	.206	325	467	-142	3-5-0	0-8-1	3-9-0	2-4-0	Won 1
SOUTH DIVISION												
TEAM	W	L	T	PCT	PF	PA	NET PTS	HOME	AWAY	CONF	DIV	STREAK
Tampa Bay Buccaneers	13	4	0	.765	511	353	158	7-1-0	6-3-0	8-4-0	4-2-0	Won 3
New Orleans Saints	9	8	0	.529	364	335	29	3-5-0	6-3-0	7-5-0	4-2-0	Won 2
Atlanta Falcons	7	10	0	.412	313	459	-146	2-6-0	5-4-0	4-8-0	2-4-0	Lost 2
Carolina Panthers	5	12	0	.294	304	404	-100	2-6-0	3-6-0	3-9-0	2-4-0	Lost 7
WEST DIVISION												
TEAM	W	L	T	PCT	PF	PA	NET PTS	HOME	AWAY	CONF	DIV	STREAK
Los Angeles Rams	12	5	0	.706	460	372	88	5-3-0	7-2-0	8-4-0	3-3-0	Lost 1
Arizona Cardinals	11	6	0	.647	449	366	83	3-5-0	8-1-0	7-5-0	4-2-0	Lost 1
San Francisco 49ers	10	7	0	.588	427	365	62	4-4-0	6-3-0	7-5-0	2-4-0	Won 2
Seattle Seahawks	7	10	0	.412	395	366	29	3-5-0	4-5-0	4-8-0	3-3-0	Won 2

Steelers 2021 Regular Season Record When...			
Category	2021 Season W-L	Category	2021 Season W-L
Steelers at Heinz Field	6-2	In September	1-2
Steelers on the Road	3-5	In October	3-1
Steelers on Grass	8-4	In November	1-2
Steelers on Artificial Turf	1-3	In December	2-2
Steelers in Domes	0-0	In January	2-0
Steelers in Retractable Roof Stadiums	0-0		
Steelers Outdoors	2-0	On Sunday Night	1-1
Steelers Indoors	0-0	On Thursday Night	0-1
Heinz Field Roof Open	0-0	On Monday Night	2-0
Heinz Field Roof Closed	0-0	On Saturday	0-0
Steelers Score First	5-2	Day Games	6-5
Opponent Scores First	4-5	Kickoff at 12:00 EST	0-0
Steelers Score on First Possession	2-2	Kickoff at 3:00/3:05/3:15/3:35 EST	0-0
Steelers Score 20 or More Points	6-2	Night Games	3-2
Steelers Score 19 or Less Points	3-5		
Steelers Allow 20 or More	2-7	vs. AFC North Overall	4-2
Steelers Allow 19 or Less Points	7-0	vs. AFC North at Home	2-1
		vs. AFC North on the Road	2-1
Steelers Lead after 1st Quarter	3-1	vs. AFC	7-5
Steelers Trail after 1st Quarter	3-6	vs. AFC East	1-0
Score Tied after 1st Quarter	3-0	vs. AFC South	1-0
Steelers Lead at Halftime	4-0	vs. AFC West	1-3
Steelers Trail at Halftime	3-7		
Score Tied at Halftime	2-0	vs. NFC	2-2
Steelers Lead after 3rd Quarter	4-0	vs. NFC East	0-0
Steelers Trail after 3rd Quarter	5-7	vs. NFC South	0-0
Score Tied after 3rd Quarter	0-0	vs. NFC North	1-2
Game Goes to Overtime	2-0	vs. NFC West	1-0
Steelers Have + Turnover Ratio	7-2		
Steelers Have - Turnover Ratio	0-5		
Turnover Ratio Even	2-0		
Steelers Have 30:00+ Top	6-1		
Steelers Have Less than 30:00 Top	3-6		
Steelers Have 100-Yard Rusher	2-0		
Steelers Have 300 Net Passing Yards	0-0		
Steelers Have 1 100-Yard Receiver	2-3		
Steelers Have 2 100-Yard Receivers	0-0		
Steelers Win Coin Toss	4-2		
Steelers Lose Coin Toss	5-5		

NO.	NAME	POS	HT	WT	DOB	EXP	COLLEGE	HOMETOWN	HOW ACQ
57	Adams Sr., Montravius	DT	6-4	304	7/24/1995	5	Auburn		FA '21
27	Allen, Marcus	LB	6-2	215	8/7/1996	2	Penn State	Silver Spring, MD	D5a '18
22	Ballage, Kalen	RB	6-2	231	12/22/1995	4	Arizona State	Falcon, Colo.	FA '20
72	Banner, Zach	DT	6-8	335	12/25/1993	5	USC	Lakewood, WA	FA '19
9	Boswell, Chris	K	6-2	185	3/16/1991	7	Rice	Fort Worth, TX	FA '15
55	Bush, Devin	LB	5-11	234	7/18/1998	3	Michigan	Pembroke Pines, FL	D1 '19
98	Charlton, Taco	DE	6-6	270	11/7/1994	5	Michigan	Pickerington, OH	FA '21
11	Claypool, Chase	WR	6-4	238	7/7/1998	2	Notre Dame	Abbotsford, British Columbia, Canada	D2 '20
73	Davis, Carlos	DT	6-2	320	8/22/1996	2	Nebraska	Blue Springs, MO	D7 '20
34	Edmunds, Terrell	S	6-1	217	1/20/1997	4	Virginia Tech	Danville, VA	D1 '18
39	Fitzpatrick, Minkah	S	6-1	207	11/17/1996	4	Alabama	Old Bridge, NJ	TR '19 (MIA)
88	Freiermuth, Pat	TE	6-5	258	10/25/1998	R	Penn State	Merrimac, MA	D2 '21
21	Gentry, Zach	TE	6-8	265	9/10/1996	3	Michigan	Albuquerque, NM	D5 '19
54	Gilbert III, Ulysees	ILB	6-4	230	8/9/1997	3	Akron	Ocala, FL	D6c '19
53	Green, Kendrick	C	6-4	315	12/22/1998	R	Illinois	Peoria, IL	D3 '21
23	Haden, Joe	CB	5-11	195	4/14/1989	12	Florida	Fort Washington, MD	FA '17
71	Haeg, Joe	T	6-6	298	3/11/1993	6	North Dakota State	Lake Shore, MN	UFA '21
22	Harris, Najee	RB	6-1	232	3/9/1998	R	Alabama	Antioch, CA	D1 '21
6	Harvin III, Pressley	P	6-0	255	9/17/1998	R	Georgia Tech	Alcolu, SC	D7b '21
3	Haskins, Dwayne	QB	6-4	230	5/3/1997	3	Ohio State	Highland Park, NJ	FA '21
60	Hassenaue, J.C.	C	6-2	295	9/15/1995	2	Alabama	Woodbury, MN	FA '19
97	Heyward, Cameron	DT	6-5	295	8/6/1989	11	Ohio State	Pittsburgh, PA	D1 '11
56	Highsmith, Alex	LB	6-4	242	5/7/1991	2	Charlotte	Wilmington, NC	D3 '20
18	Johnson, Dontae	WR	5-10	183	7/5/1996	3	Toledo	Ruskin, FL	D3a '19
28	Killebrew, Miles	S	6-2	222	5/10/1993	6	Southern Utah	Henderson, NV	D4 '16
46	Kuntz, Christian	LS	6-1	228	4/13/1994	1	Duquesne	Pittsburgh, PA	FA '20
31	Layne, Justin	CB	6-2	192	1/12/1998	3	Michigan State	Cleveland, OH	D3b '19
77	Leglue, John	OL	6-7	310	4/17/1996	1	Tulane	Alexandria, LA	FA '20
92	Loudemilk, Isaiahh	DE	6-7	240	10/10/1997	R	Wisconsin	Howard, KN	D5 '21
35	Mauet, Arthur	CB	5-10	190	7/13/1993	5	Memphis	New Orleans, LA	FA '21
14	McCloud, Ray-Ray	WR	5-9	190	10/15/1996	4	Clemson	Tampa, FL	FA '20
26	McFarland Jr., Anthony	RB	5-8	193	3/4/1999	2	Maryland	Hyattsville, MD	D4a '20
99	Mondeaux, Henry	DE	6-4	280	9/19/1995	2	Oregon	Portland, OR	FA '19
65	Moore Jr., Dan	OT	6-5	315	9/28/1998	R	Texas A&M	Beaumont, TX	D4a '21
21	Norwood, Tre	DB	6-0	194	4/19/1999	R	Oklahoma	Fort Smith, AR	D7a '21
76	Okoroafor, Chukwuma	OL	6-6	320	8/8/1997	4	Western Michigan	Southfield, MI	D3b '18
42	Pierre, James	CB	6-2	185	9/16/1996	2	Florida Atlantic	Deerfield Beach, FL	UDFA '20
87	Rader, Kevin	TE	6-4	250	4/26/1995	1	Youngstown State	Pittsburgh, PA	FA '19
7	Roethlisberger, Ben	QB	6-5	240	3/2/1982	18	Miami (OH)	Findlay, OH	D1 '04
2	Rudolph, Mason	QB	6-5	235	6/17/1995	4	Oklahoma State	Rock Hill, SC	D3a '18
30	Scales, Teyray	LB	6-0	227	5/10/1996	1	Indiana	Cincinnati, OH	FA '20
93	Schobert, Joe	LB	6-1	240	11/6/1993	6	Wisconsin	Waukesha, Wis.	TR '21 (JAX)
24	Snell Jr., Benny	RB	5-10	224	2/26/1998	3	Kentucky	Columbus, OH	D4 '19
41	Spillane, Robert	LB	6-1	229	12/14/1995	3	Western Michigan	Oak Park, IL	FA '19
20	Sutton, Cameron	CB	5-11	188	2/27/1995	5	Tennessee	Jonesboro, GA	D3a '17
51	Turner, Trai	G	6-3	315	6/14/1993	8	Louisiana State	New Orleans, LA	FA '21
48	Tuszka, Detrek	OLB	6-5	246	7/11/1996	2	North Dakota State	Warner, S.D.	D7b '20
10	Waltman, Corliss	P	6-2	210	12/31/1969	R	South Alabama		UDFA '20
44	Watt, Derek	FB	6-2	234	11/7/1992	6	Wisconsin	Pewaukee, WI	UFA '20
90	Watt, T.J.	LB	6-4	252	10/11/1994	5	Wisconsin	Pewaukee, WI	D1 '17
15	White, Cody	WR	6-3	215	11/28/1998	1	Michigan State	Novi, MI	FA '20
25	Witherspoon, Ahkello	CB	6-2	195	3/21/1995	5	Colorado	Sacramento, CA	TR '21 (SEA)
95	Wormley, Chris	DL	6-5	300	10/25/1993	5	Michigan	Toledo, OH	TR '20 (BAL)
Injured Reserve (8)									
94	Alualu, Tyson	DE	6-3	304	5/12/1987	11	California	Honolulu, HI	UFA '17
93	Christmas, Demarcus	DT	6-3	302	7/4/1995	1	Florida State	Sarasota, FL	FA '20
5	Dobbs, Joshua	QB	6-3	210	1/26/1995	4	Tennessee	Alpharetta, GA	D4 '17
85	Ebron, Eric	TE	6-4	253	4/10/1993	8	North Carolina	Newark, NJ	UFA '20
67	Finney, B.J.	C/G	6-4	318	10/26/1991	6	Kansas State	Wichita, KS	UDFA '15
45	Johnson, Buddy	LB	6-2	240	2/27/1999	R	Texas A&M	Dallas, TX	D4b '21
19	Smith-Schuster, JuJu	WR	6-1	215	11/22/1996	5	USC	Long Beach, CA	D2 '17
91	Tuitt, Stephen	DE	6-6	303	5/23/1993	8	Notre Dame	Miami, FL	D2 '14
Injured Reserve - Designated For Return (1)									
69	Dotson, Kevin	OL	6-4	321	9/18/1996	2	Louisiana	Plaquemine, LA	D4b '20
Practice Squad (16)									
61	Archibong, Daniel	DL	6-6	307	9/12/1997	R	Temple	Springfield, Pa.	FA '21
79	Coward, Rashad	OL	6-5	319	11/6/1994	4	Old Dominion	Brooklyn, NY	FA '21
68	Davis, Khalil	DT	6-1	308	8/22/1996	2	Nebraska	Blue Springs, MO	W-21 (TB)
33	Edmunds, Trey	RB	6-2	223	12/30/1994	3	Maryland	Danville, VA	UDFA '18
62	Gilliam, Nate	G	6-4	310	7/6/1997	1	Wake Forest	Knoxville, Tenn.	FA '20
74	Green, Chaz	T	6-5	318	4/8/1992	6	Florida	Tampa, FL	UFA '21
8	Joseph, Karl	S	5-10	200	9/8/1993	6	West Virginia	Orlando, Fla.	FA '21
17	Miller, Anthony	WR	5-11	199	10/9/1994	4	Memphis	Memphis, Tenn.	FA '21
64	Pridgen, Malcolm	G	6-7	310	1/20/1995	R	Ohio State	Central Islip, N.Y.	FA '21
50	Scott, Delontae	LB	6-5	246	12/21/1997	R	SMU	Irving, Texas	FA '20
38	Simon, John	LB	6-2	260	10/14/1990	9	Ohio State	Youngstown, Ohio	FA '21
82	Sims, Steven	WR	5-10	176	3/31/1997	2	Kansas	Houston, TX	FA '21
40	Stephens, Linden	DB	6-0	193	3/21/1995	3	Cincinnati	Euclid, OH	FA '21
89	Sternberger, Jace	TE	6-4	251	6/26/1996	3	Texas A&M	Kingfisher, Okla.	D3-19
37	Stiner, Donovan	S	6-2	210	2/11/1999	R	Florida	Houston, TX	UDFA '21
80	Vaughns, Tyler	WR	6-2	184	6/1/1997	R	USC	Pasadena, CA	FA '21
Reserve/COVID-19 (1)									
13	Washington, James	WR	5-11	213	4/2/1996	4	Oklahoma State	Stamford, TX	D2 '18
Reserve/Retired (1)									
96	Williams, Vince	LB	6-1	233	12/27/1989	9	Florida State	Davenport, FL	D6b '13

COACHING STAFF

HEAD COACH: Mike Tomlin

ASSISTANTS: John Mitchell (Asst. Head Coach); Keith Butler (Defensive Coordinator); Matt Canada (Offensive Coordinator); Danny Smith (Special Teams Coordinator); Teryl Austin (Senior Defensive Assistant/Secondary); Grady Brown (Secondary); Karl Dunbar (Running Backs); Ike Hillard (Wide Receivers); Denzel Martin (Assistant Outside Linebackers); Chris Morgan (Assistant Offensive Line); Jerry Kearney (Inside Linebackers); Alfred Roberts (Tight Ends); Blaine Stewart (Assistant Wide Receivers); Mike Sullivan (Quarterbacks); Matt Tomasho (Quality Control); Garrett Giermont (Senior Conditioning Coordinator); Marcel Pastoor (Head Strength & Conditioning Coach); Rodain Delus (Strength & Conditioning Assistant)

NO.	NAME	POS	HT	WT	DOB	EXP	COLLEGE	HOMETOWN	HOW ACQ
2	Rudolph, Mason	QB	6-5	235	6/17/1995	4	Oklahoma State	Rock Hill, SC	D3a '18
3	Haskins, Dwayne	QB	6-4	230	5/2/1997	3	Ohio State	Highland Park, NJ	FA '21
7	Harvin III, Presley	P	6-0	255	9/17/1998	8	Georgia Tech	Alcoul, SC	D7b '21
6	Roethlisberger, Ben	QB	6-5	240	3/2/1982	18	Miami (OH)	Findlay, OH	D1 '04
9	Boswell, Chris	K	6-2	185	3/16/1991	7	Rice	Fort Worth, TX	FA '15
10	Waltman, Corliss	P	6-2	210	12/31/1969	8	South Alabama		UDFA '20
11	Claypool, Chase	WR	6-4	238	7/7/1998	2	Notre Dame	Abbotsford, British Columbia, Canada	D2 '20
14	McCloud, Ray-Ray	WR	5-9	190	10/15/1996	4	Clemson	Tampa, FL	FA '20
15	White, Cody	WR	6-3	215	11/28/1998	1	Michigan State	Novi, MI	FA '20
18	Johnson, Dontae	WR	5-10	183	7/5/1996	3	Toledo	Ruskin, FL	D3a '19
20	Sutton, Cameron	CB	5-11	188	2/27/1995	5	Tennessee	Jonesboro, GA	D3a '17
21	Nowrooz, Tere	DB	6-0	194	4/19/1999	R	Oklahoma	Fort Smith, AR	D7a '21
22	Harris, Najee	RB	6-1	232	3/9/1998	8	Alabama	Antioch, CA	D1 '21
24	Haden, Joe	CB	5-11	195	4/14/1989	12	Florida	Fort Washington, MD	FA '17
24	Snell Jr., Benny	RB	5-10	224	2/26/1998	3	Kentucky	Columbus, OH	D4 '19
25	Witherspoon, Ahkello	CB	6-2	195	3/21/1995	5	Colorado	Sacramento, CA	TR '21 (SEA)
26	McFarland Jr., Anthony	RB	5-8	193	3/4/1999	2	Maryland	Hyattsville, MD	D4a '20
27	Allen, Marcus	LB	6-2	215	8/7/1996	2	Penn State	Silver Spring, MD	D5a '18
28	Killebrew, Miles	S	6-2	222	5/10/1993	6	Southern Utah	Henderson, NV	D4 '16
29	Ballage, Kalen	RB	6-2	231	12/22/1995	4	Arizona State	Falcon, Colo.	FA '20
30	Scales, Tegray	LB	6-0	227	5/10/1996	1	Indiana	Cincinnati, OH	FA '20
31	Layne, Justin	CB	6-2	192	1/12/1998	3	Michigan State	Cleveland, OH	D3b '19
34	Edmunds, Terrell	S	6-1	217	1/20/1997	4	Virginia Tech	Danville, VA	D1 '18
35	Mauler, Arthur	CB	5-10	190	7/13/1993	5	Memphis	New Orleans, LA	FA '21
39	Fitzpatrick, Minkah	S	6-1	207	11/17/1996	4	Alabama	Old Bridge, NJ	TR '19 (MIA)
41	Spillane, Robert	LB	6-1	229	12/14/1995	3	Western Michigan	Oak Park, IL	FA '19
42	Pierre, James	CB	6-2	185	9/16/1996	2	Florida Atlantic	Deerfield Beach, FL	UDFA '20
44	Watt, Derek	FB	6-2	234	11/7/1992	6	Wisconsin	Pewaukee, WI	UFA '20
46	Kuntz, Christian	LS	6-1	228	4/13/1994	1	Duquesne	Pittsburgh, PA	FA '20
48	Tuszka, Derek	OLB	6-5	246	7/11/1996	2	North Dakota State	Warner, S.D.	D7b '20
51	Turner, Trai	G	6-3	315	6/14/1993	8	Louisiana State	New Orleans, LA	FA '21
53	Green, Kendrick	C	6-4	315	12/22/1998	R	Illinois	Peoria, IL	D3 '21
54	Gilbert III, Ulysees	ILB	6-0	230	8/9/1997	3	Akron	Ocala, FL	D6c '19
55	Bush, Devin	LB	5-11	234	7/18/1998	3	Michigan	Pembroke Pines, FL	D1 '19
56	Highsmith, Alex	LB	6-4	242	8/7/1997	2	Charlotte	Wilmington, NC	D3 '20
57	Adams Sr., Montravius	DT	6-4	304	7/24/1995	5	Auburn		FA '21
60	Hassanauer, J.C.	C	6-2	295	9/15/1995	2	Alabama	Woodbury, MN	FA '19
65	Moore Jr., Dan	OT	6-5	315	9/28/1998	R	Texas A&M	Beaumont, TX	D4a '21
71	Haeg, Joe	T	6-6	298	3/11/1993	6	North Dakota State	Lake Shore, MN	UFA '21
72	Banner, Zach	OT	6-8	335	12/25/1993	5	USC	Lakewood, WA	FA '19
73	Davis, Carlos	DT	6-2	320	8/22/1996	2	Nebraska	Blue Springs, MO	D7 '20
76	Okorafor, Chukwuma	OL	6-6	320	8/8/1997	4	Western Michigan	Southfield, MI	D3b '18
77	Legue, John	OL	6-7	310	4/17/1996	1	Tulane	Alexandria, LA	FA '20
81	Gender, Zach	TE	6-8	265	9/10/1996	3	Michigan	Albuquerque, NM	D5 '19
87	Rantry, Kevin	TE	6-4	250	4/26/1995	1	Youngstown State	Pittsburgh, PA	FA '19
88	Freiermuth, Pat	TE	6-5	258	10/25/1998	R	Penn State	Merrimack, MA	D2 '21
90	Watt, T.J.	LB	6-4	252	10/11/1994	5	Wisconsin	Pewaukee, WI	D1 '17
92	Loudermilk, Isaiahh	DE	6-7	240	10/10/1997	8	Wisconsin	Howard, KN	D5 '21
93	Schobert, Joe	LB	6-1	240	11/6/1993	6	Wisconsin	Waukesha, Wis.	TR '21 (JAX)
95	Wormley, Chris	DL	6-5	300	10/25/1993	5	Michigan	Toledo, OH	TR '20 (BAL)
97	Heyward, Cameron	DT	6-5	295	5/6/1989	11	Ohio State	Pittsburgh, PA	D1 '11
98	Charlton, Taco	DE	6-6	270	11/7/1994	5	Michigan	Pickerington, OH	FA '21
99	Mondeaux, Henry	DE	6-4	280	9/19/1995	2	Oregon	Portland, OR	FA '19

Practice Squad (16)

8	Joseph, Karl	S	5-10	200	9/8/1993	6	West Virginia	Orlando, Fla.	FA '21
17	Miller, Anthony	WR	5-11	199	10/9/1994	4	Memphis	Memphis, Tenn.	FA '21
13	Edmunds, Trey	RB	6-2	223	12/30/1994	3	Maryland	Danville, VA	UDFA '18
37	Stiner, Donovan	S	6-2	210	2/11/1999	R	Florida	Houston, TX	UDFA '21
38	Simon, John	LB	6-2	260	10/14/1990	9	Ohio State	Youngstown, Ohio	FA '21
40	Stephens, Linden	DB	6-0	193	3/21/1995	3	Cincinnati	Euclid, OH	FA '21
50	Scott, Delontae	LB	6-5	246	1/21/1997	1	SMU	Irving, Texas	FA '20
61	Archibong, Daniel	OL	6-6	307	9/12/1997	R	Temple	Springfield, Pa.	FA '21
62	Gilliam, Nate	G	6-4	310	7/6/1997	1	Wake Forest	Knoxville, Tenn.	FA '20
64	Pridgeon, Malcolm	C	6-7	310	1/20/1995	R	Ohio State	Central Islip, N.Y.	FA '21
68	Davis, Khalil	DT	6-1	308	8/22/1996	2	Nebraska	Blue Springs, MO	W-21 (TB)
74	Green, Chaz	T	6-5	318	4/8/1992	6	Florida	Tampa, FL	UFA '21
79	Coward, Rashad	OL	6-5	319	11/6/1994	4	Old Dominion	Brooklyn, NY	FA '21
80	Vaughns, Tyler	WR	6-2	184	6/1/1997	R	USC	Pasadena, CA	FA '21
82	Sims, Steven	WR	5-10	176	3/31/1997	2	Kansas	Houston, TX	FA '21
89	Sternberger, Jace	TE	6-4	251	6/26/1996	3	Texas A&M	Kingsfisher, Okla.	D3-19

Injured Reserve - Designated For Return (1)

69	Dotson, Kevin	OL	6-4	321	9/18/1996	2	Louisiana	Plaquemine, LA	D4b '20
----	---------------	----	-----	-----	-----------	---	-----------	----------------	---------

Injured Reserve (8)

5	Dobbs, Joshua	QB	6-3	210	1/26/1995	4	Tennessee	Alpharetta, GA	D4 '17
19	Smith-Schuster, JuJu	WR	6-1	215	11/22/1996	5	USC	Long Beach, CA	D2 '17
45	Johnson, Buddy	LB	6-2	240	2/27/1999	R	Texas A&M	Dallas, TX	D4b '21
67	Finney, B.J.	C/G	6-4	318	10/26/1991	8	Kansas State	Wichita, KS	UDFA '15
85	Ebron, Eric	TE	6-4	253	4/10/1993	8	North Carolina	Newark, NJ	UFA '20
91	Tuitt, Stephen	DE	6-6	303	5/23/1993	8	Notre Dame	Miami, FL	D2 '14
93	Christmas, Demarcus	DT	6-3	302	7/4/1995	1	Florida State	Sarasota, FL	FA '20
94	Alualu, Tyson	DE	6-3	304	5/12/1987	11	California	Honolulu, HI	UFA '17

Reserve/COVID-19 (1)

13	Washington, James	WR	5-11	213	4/2/1996	4	Oklahoma State	Stamford, TX	D2 '18
----	-------------------	----	------	-----	----------	---	----------------	--------------	--------

COACHING STAFF

HEAD COACH: Mike Tomlin
ASSISTANTS: John Mitchell (Asst. Head Coach); Keith Butler (Defensive Coordinator); Matt Canada (Offensive Coordinator); Danny Smith (Special Teams Coordinator); Teryl Austin (Senior Defensive Assistant/Secondary); Grady Brown (Secondary); Karl Dunbar (Defensive Line); Eddie Faulner (Running Backs); Ike Hillard (Wide Receivers); Denzel Martin (Assistant Outside Linebackers); Chris Morgan (Assistant Offensive Line); Jerry Olsavsky (Inside Linebackers); Alfredo Roberts (Tight Ends); Blaine Stewart (Assistant Wide Receivers); Mike Sullivan (Quarterbacks); Matt Tomsho (Quality Control); Garrett Gieмонт (Senior Conditioning Coordinator); Marcel Pastoor (Head Strength & Conditioning Coach); Rodain Delus (Strength & Conditioning Assistant)

QUARTERBACKS (3)

2 Mason Rudolph	QB	3 Dwayne Haskins	QB
7 Ben Roethlisberger	QB		

RUNNING BACKS (5)

22 Najee Harris	RB	24 Benny Snell Jr.	RB
26 Anthony McFarland Jr.	RB	29 Kalen Ballage	RB
44 Derek Watt	FB		

WIDE RECEIVERS (4)

11 Chase Claypool	WR	14 Ray-Ray McCloud	WR
15 Cody White	WR	18 Diontae Johnson	WR

TIGHT ENDS (3)

81 Zach Gentry	TE	87 Kevin Rader	TE
88 Pat Freiermuth	TE		

OFFENSIVE LINE (8)

51 Trai Turner	G	53 Kendrick Green	C
60 J.C. Hassenauer	C	65 Dan Moore Jr.	OT
71 Joe Haeg	T	72 Zach Banner	OT
76 Chukwuma Okorafor	OL	77 John Leglue	OL

LINEBACKERS (9)

27 Marcus Allen	LB	30 Tegrays Scales	LB
41 Robert Spillane	LB	48 Derrek Tuszka	OLB
54 Ulysees Gilbert III	ILB	55 Devin Bush	LB
56 Alex Highsmith	LB	90 T.J. Watt	LB
93 Joe Schobert	LB		

DEFENSIVE BACKS (10)

20 Cameron Sutton	CB	21 Tre Norwood	DB
23 Joe Haden	CB	25 Ahkello Witherspoon	CB
28 Miles Killebrew	S	31 Justin Layne	CB
34 Terrell Edmunds	S	35 Arthur Maulet	CB
39 Minkah Fitzpatrick	S	42 James Pierre	CB

DEFENSIVE LINE (7)

57 Montravius Adams Sr.	DT	73 Carlos Davis	DT
92 Isaiahh Loudermilk	DE	95 Chris Wormley	DL
97 Cameron Heyward	DT	98 Taco Charlton	DE
99 Henry Mondeaux	DE		

SPECIALISTS (4)

6 Pressley Harvin III	P	9 Chris Boswell	K
10 Corliss Waitman	P	46 Christian Kuntz	LS

2021 PITTSBURGH STEELERS EXPERIENCE (AS OF JANUARY 16, 2022)

NO	NAME	POS	HT	WT	DOB	AGE	EXP	COLLEGE	HOMETOWN	HOW ACQ	GP	GS	DPN	INA
7	Ben Roethlisberger	QB	6-5	240	03/02/82	39	18	Miami (OH)	Findlay, OH	D1 '04	0	0	0	0
TWELFTH SEASON (1)														
23	Joe Haden	CB	5-11	195	04/14/89	32	12	Florida	Fort Washington, MD	FA '17	0	0	0	0
ELEVENTH SEASON (2)														
97	Cameron Heyward	DT	6-5	295	05/06/89	32	11	Ohio State	Pittsburgh, PA	D1 '11	0	0	0	0
94	Tyson Alualu	DE	6-3	304	05/12/87	34	11	California	Honolulu, HI	UFA '17	0	0	0	0
NINTH SEASON (1)														
38	John Simon	LB	6-2	260	10/14/90	31	9	Ohio State	Youngstown, Ohio	FA-21	0	0	0	0
EIGHTH SEASON (3)														
85	Eric Ebron	TE	6-4	253	04/10/93	28	8	North Carolina	Newark, NJ	UFA '20	0	0	0	0
91	Stephon Tuitt	DE	6-6	303	05/23/93	28	8	Notre Dame	Miami, FL	D2 '14	0	0	0	0
51	Trai Turner	G	6-3	315	06/14/93	28	8	Louisiana State	New Orleans, LA	FA '21	0	0	0	0
SEVENTH SEASON (1)														
9	Chris Boswell	K	6-2	185	03/16/91	30	7	Rice	Fort Worth, TX	FA '15	0	0	0	0
SIXTH SEASON (7)														
67	B.J. Finney	C/G	6-4	318	10/26/91	30	6	Kansas State	Wichita, KS	UDFA '15	0	0	0	0
74	Chaz Green	T	6-5	318	04/08/92	29	6	Florida	Tampa, FL	UFA '21	0	0	0	0
44	Derek Watt	FB	6-2	234	11/07/92	29	6	Wisconsin	Pewaukee, WI	UFA '20	0	0	0	0
71	Joe Haag	T	6-6	298	03/11/93	28	6	North Dakota State	Lake Shore, MN	UFA '21	0	0	0	0
93	Joe Schobert	LB	6-1	240	11/06/93	28	6	Wisconsin	Waukesha, Wis.	TR '21 (JAX)	0	0	0	0
8	Karl Joseph	S	5-10	200	09/08/93	28	6	West Virginia	Orlando, Fla.	FA '21	0	0	0	0
28	Miles Killebrew	S	6-2	222	05/10/93	28	6	Southern Utah	Henderson, NV	D4 '16	0	0	0	0
FIFTH SEASON (9)														
25	Akhello Witherspoon	CB	6-2	195	03/21/95	26	5	Colorado	Sacramento, CA	TR '21 (SEA)	0	0	0	0
35	Arthur Maulet	CB	5-10	190	07/13/93	28	5	Memphis	New Orleans, LA	FA '21	0	0	0	0
20	Cameron Sutton	CB	5-11	188	02/27/95	26	5	Tennessee	Jonesboro, GA	D3a '17	0	0	0	0
55	Chris Wormley	DL	6-5	300	10/25/93	28	5	Michigan	Toledo, OH	TR '20 (BAL)	0	0	0	0
19	Julu Smith-Schuster	WR	6-1	215	11/22/96	25	5	USC	Long Beach, CA	D2 '17	0	0	0	0
57	Montrevious Adams Sr.	DT	6-4	304	07/24/95	26	5	Auburn	FA '21	0	0	0	0	
90	T.J. Watt	LB	6-4	252	10/11/94	27	5	Wisconsin	Pewaukee, WI	D1 '17	0	0	0	0
98	Taco Charlton	DE	6-6	270	11/07/94	27	5	Michigan	Pickerington, OH	FA '21	0	0	0	0
72	Zach Banner	OT	6-8	335	12/25/93	28	5	USC	Lakewood, WA	FA '19	0	0	0	0
FOURTH SEASON (10)														
17	Anthony Miller	WR	5-11	199	10/09/94	27	4	Memphis	Memphis, Tenn.	FA '21	0	0	0	0
76	Chukwuma Okorafor	OL	6-6	320	08/08/97	24	4	Western Michigan	Southfield, MI	D3b '18	0	0	0	0
13	James Washington	WR	5-11	213	04/02/96	25	4	Oklahoma State	Stamford, TX	D2 '18	0	0	0	0
5	Joshua Dobbs	QB	6-3	210	01/26/95	26	4	Tennessee	Alpharetta, GA	D4 '17	0	0	0	0
29	Kalen Ballage	RB	6-2	231	12/22/95	26	4	Arizona State	Falcon, Colo.	FA '20	0	0	0	0
2	Mason Rudolph	QB	6-5	235	06/17/95	26	4	Oklahoma State	Rock Hill, SC	D3a '18	0	0	0	0
39	Minkah Fitzpatrick	S	6-1	207	11/17/96	25	4	Alabama	Old Bridge, NJ	TR '19 (MIA)	0	0	0	0
79	Rashaad Coward	OL	6-5	319	11/06/94	27	4	Old Dominion	Brooklyn, NY	FA '21	0	0	0	0
14	Ray-Ray McCloud	WR	5-9	190	10/15/96	25	4	Clemson	Tampa, FL	FA '20	0	0	0	0
34	Terrrell Edmunds	S	5-8	217	01/20/97	24	4	Virginia Tech	Danville, VA	D1 '18	0	0	0	0
THIRD SEASON (11)														
24	Benny Snell Jr.	RB	5-10	224	02/26/98	23	3	Kentucky	Columbus, OH	D4 '19	0	0	0	0
55	Devion Bush	LB	5-11	234	07/18/98	23	3	Michigan	Pembroke Pines, FL	D1 '19	0	0	0	0
18	Diontae Johnson	WR	5-10	203	07/05/96	25	3	Toledo	Ruskin, FL	D3a '19	0	0	0	0
3	Dwayne Haskins	QB	6-4	230	05/03/97	24	3	Ohio State	Highland Park, NJ	FA '21	0	0	0	0
89	Jace Sternberger	TE	6-4	251	06/26/96	25	3	Texas A&M	Kingfisher, Okla.	D3-19	0	0	0	0
31	Justin Layne	CB	6-2	192	01/12/98	23	3	Michigan State	Cleveland, OH	D3b '19	0	0	0	0
40	Linden Stephens	DB	6-0	193	03/21/95	26	3	Cincinnati	Euclid, OH	FA '21	0	0	0	0
41	Robert Spillane	LB	6-1	229	12/14/95	26	3	Western Michigan	Oak Park, IL	FA '19	0	0	0	0
33	Trey Edmunds	RB	6-2	223	12/30/94	27	3	Maryland	Danville, VA	UDFA '18	0	0	0	0
54	Ulysees Gilbert III	ILB	6-0	230	08/09/97	24	3	Akron	Ocala, FL	D6c '19	0	0	0	0
81	Zach Gentry	TE	6-8	265	09/10/96	25	3	Michigan	Albuquerque, NM	D5 '19	0	0	0	0
SECOND SEASON (12)														
56	Alex Highsmith	LB	6-4	242	08/07/97	24	2	Charlotte	Wilmington, NC	D3 '20	0	0	0	0
26	Anthony McFarland Jr.	RB	5-8	183	03/04/99	22	2	Maryland	Hyattsville, MD	D4a '20	0	0	0	0
73	Carlos Davis	DT	6-2	320	08/22/96	25	2	Nebraska	Blue Springs, MO	D7 '20	0	0	0	0
11	Chase Claypool	WR	6-4	238	07/07/98	23	2	Notre Dame	Abbotsford, British Columbia, Canada	D2 '20	0	0	0	0
FIRST SEASON (8)														
48	Derrek Tuszka	OLB	6-5	246	07/11/96	25	2	North Dakota State	Warner, S.D.	D7b '20	0	0	0	0
99	Henry Mondeaux	DE	6-4	280	09/19/95	26	2	Oregon	Portland, OR	FA '19	0	0	0	0
60	J.C. Hassenaue	C	6-2	295	09/15/95	26	2	Alabama	Woodbury, MN	FA '19	0	0	0	0
42	James Pierre	CB	6-2	185	09/16/96	25	2	Florida Atlantic	Deerfield Beach, FL	UDFA '20	0	0	0	0
69	Kevin Dotson	OL	6-4	321	09/18/96	25	2	Louisiana	Plaquemine, LA	D4b '20	0	0	0	0
68	Khalil Davis	DT	6-1	308	08/22/96	25	2	Nebraska	Blue Springs, MO	W-21 (TB)	0	0	0	0
27	Marcus Allen	LB	6-2	215	08/07/96	25	2	Penn State	Silver Spring, MD	D5a '18	0	0	0	0
86	Steven Sims	WR	5-10	176	03/31/97	24	2	Kansas	Houston, TX	FA '21	0	0	0	0
ROOKIE (13)														
46	Christian Kuntz	LS	6-1	228	04/13/94	27	1	Duquesne	Pittsburgh, PA	FA '20	0	0	0	0
53	Cody White	WR	6-3	215	11/28/98	23	1	Michigan State	Novi, MI	FA '20	0	0	0	0
50	Deiontae Scott	LB	6-5	246	01/21/97	24	1	SMU	Irving, Texas	FA '20	0	0	0	0
93	Demarcus Christmas	DT	6-3	302	07/04/95	26	1	Florida State	Sarasota, FL	FA '20	0	0	0	0
77	John Legue	OL	6-7	310	04/17/96	25	1	Tulane	Alexandria, LA	FA '20	0	0	0	0
87	Kevin Rader	TE	6-4	250	04/26/95	26	1	Youngstown State	Pittsburgh, PA	FA '19	0	0	0	0
62	Nate Gilliam	G	6-4	310	07/06/97	24	1	Wake Forest	Knoxville, Tenn.	FA '20	0	0	0	0
30	Tegray Scales	LB	6-0	227	05/10/96	25	1	Indiana	Cincinnati, OH	FA '20	0	0	0	0

YEAR	DRAFTTEES (26)	FREE AGENTS (21)	COLLEGE FREE AGENTS (1)	TRADES/WAIVERS (4)
2021	RB Najee Harris (1) TE Pat Freiermuth (2) C Kendrick Green (3) OT Dan Moore Jr. (4a) DE Isaiahh Loudermilk (5) DB Tre Norwood (7a) P Pressley Harvin III (7b)	DT Montravius Adams Sr. (FA '21) RB Kalen Ballage (FA '20) T Joe Haeg (UFA '21) QB Dwayne Haskins (FA '21) CB Arthur Maulet (FA '21) G Trai Turner (FA '21) OLB Derrek Tuszka (D7b '20)		LB Joe Schobert (TR '21 JAX) CB Ahkello Witherspoon (TR '21 SEA)
2020	WR Chase Claypool (2) LB Alex Highsmith (3) RB Anthony McFarland Jr. (4) DT Carlos Davis (7)	DE Taco Charlton (FA '21) LS Christian Kuntz (FA '20) OL John Leglue (FA '20) WR Ray-Ray McCloud (FA '20) LB Tegray Scales (FA '20) FB Derek Watt (UFA '20) WR Cody White (FA '20)	CB James Pierre (UDFA '20)	DL Chris Wormley (TR '20 BAL)
2019	LB Devin Bush (1) WR Diontae Johnson (3) CB Justin Layne (3) RB Benny Snell Jr. (4) TE Zach Gentry (5) ILB Ulysees Gilbert III (6)	OT Zach Banner (FA '19) C J.C. Hassenauer (FA '19) DE Henry Mondeaux (FA '19) TE Kevin Rader (FA '19) LB Robert Spillane (FA '19)		S Minkah Fitzpatrick (TR '19 MIA)
2018	S Terrell Edmunds (1) OL Chukwuma Okorafor (3) QB Mason Rudolph (3) LB Marcus Allen (5)			
2017	LB T.J. Watt (1) CB Cameron Sutton (3)	CB Joe Haden (FA '17)		
2016	S Miles Killebrew (4)			
2015		K Chris Boswell (FA '15)		
2011	DT Cameron Heyward (1)			
2004	QB Ben Roethlisberger (1)			

(As of January 11, 2022)			
OFFENSE			
WR	13 James Washington	14 Ray-Ray McCloud	
WR	18 Diontae Johnson	15 Cody White	
WR	11 Chase Claypool	15 Cody White	
LT	65 <u>Dan Moore Jr.</u>	71 Joe Haeg	
LG	77 John Leglue	60 J.C. Hassenauer	
C	53 <u>Kendrick Green</u>	60 J.C. Hassenauer	77 John Leglue
RG	51 Trai Turner	67 B.J. Finney	
RT	76 Chukwuma Okorafor	72 Zach Banner	
TE	88 <u>Pat Freiermuth</u>	81 Zach Gentry	87 Kevin Rader
QB	7 Ben Roethlisberger	2 Mason Rudolph	3 Dwayne Haskins
RB	22 <u>Najee Harris</u>	24 Benny Snell Jr.	29 Kalen Ballage
			26 Anthony McFarland Jr.
FB	44 Derek Watt		

DEFENSE			
DT	97 Cameron Heyward	92 <u>Isaiah Loder</u>	
DE	95 Chris Wormley	57 Montravius Adams Sr.	
NT	99 Henry Mondeaux	96 Isaiah Buggs	
LOLB	90 T.J. Watt	98 Taco Charlton	48 Derrek Tuszka
LILB	55 Devin Bush	27 Marcus Allen	54 Ulysees Gilbert III
RILB	93 Joe Schobert	41 Robert Spillane	30 Tegray Scales
ROLB	56 Alex Highsmith	98 Taco Charlton	48 Derrek Tuszka
LCB	23 Joe Haden	31 Justin Layne	25 Ahkello Witherspoon
RCB	20 Cameron Sutton	42 James Pierre	35 Arthur Maulet
SS	34 Terrell Edmunds	28 Miles Killebrew	
FS	39 Minkah Fitzpatrick	21 <u>Tre Norwood</u>	

SPECIALISTS			
K	9 Chris Boswell		
H	6 <u>Pressley Harvin III</u>	10 Corliss Waitman	
P	6 <u>Pressley Harvin III</u>	10 Corliss Waitman	
LS	46 Christian Kuntz		
PR	14 Ray-Ray McCloud	18 Diontae Johnson	42 James Pierre
KR	14 Ray-Ray McCloud	24 Benny Snell Jr.	42 James Pierre

PRONUNCIATION GUIDE			
Kalen Ballage	bull-ahGE	Chukwuma Okorafor	Chuck-WOO-muh oh-KOR-uh-for
Pat Freiermuth	Friar-smooth	Ben Roethlisberger	Roth-lis-ber-ger
Najee Harris	NAH-jee	Joe Schobert	SHOW-bert
Miles Killebrew	KILLA-brew	Robert Spillane	Spuh-LANE
John Leglue	Leg-LOU	Derrek Tuszka	TUSS-kuh
Arthur Maulet	mah-LETT	Ahkello Witherspoon	uh-KELL-oh
Henry Mondeaux	Mahn-doe		

DATE	POS.	PLAYER	TRANSACTION	POS.	PLAYER	TRANSACTION
12/31	LB	Joe Schobert	Placed on Reserve/COVID 19 List	DL	Chris Wormley	Placed on Reserve/COVID 19 List
	DL	Daniel Archibong	Placed on Practice Squad/COVID 19 List			
12/30	LB	Marcus Allen	Activated from the Reserve/COVID List	DB	Arthur Maulet	Placed on Reserve/COVID 19 List
	WR	Darius Shepherd	Signed to Practice Squad			
12/29	WR	Rico Bussey	Restored to the Practice Squad	WR	Tyler Vaughns	Placed on Practice Squad/COVID 19 List
12/28	G	Malcolm Pridgeon	Activated from the Practice Squad/COVID List	G	Nate Gilliam	Released from Practice Squad
	WR	Damion Willis	Signed to Practice Squad			
12/27	WR	Anthony Miller	Placed on Practice Squad/COVID 19 List	S	Karl Joseph	Placed on Practice Squad/COVID 19 List
12/25	P	Corliss Waitman	Signed to the 53-man roster	P	Cameron Nizialek	Signed to Practice Squad
		Cameron Nizialek	Elevated to Active/Inactive Roster	G	Rashaad Coward	Elevated to Active/Inactive Roster as COVID-19 Replacements
	RB	Trey Edmunds	Elevated to Active/Inactive Roster as COVID-19 Replacements	LB	John Simon	Elevated to Active/Inactive Roster as COVID-19 Replacements
	C	J.C. Hassenauer	Activated from Reserve/Injured List	WR	Steven Sims Sr.	Placed on Practice Squad/COVID 19 List
12/23	RB	Anthony McFarland Jr.	Placed on Reserve/COVID 19 List	DL	Isaiah Buggs	Placed on Reserve/COVID 19 List
12/22	LB	Devin Bush	Placed on Reserve/COVID 19 List	LB	Marcus Allen	Placed on Reserve/COVID 19 List
	T	Zach Banner	Placed on Reserve/COVID 19 List			
12/21	G	Nate Gilliam	Signed to Practice Squad			
12/20	DB	Isaiah Johnson	Released from Practice Squad	DB	Linden Stephens	Activated from the Practice Squad/COVID list
	G	Malcolm Pridgeon	Placed on Practice Squad/COVID 19 List			
12/18	G	Rashaad Coward	Elevated to Active/Inactive Roster			
12/15	G	B.J. Finney	Placed on Reserve/Injured List			
12/14	DB	Isaiah Johnson	Signed to Practice Squad			
12/13	T	Joe Haeg	Activated from the Reserve/COVID list	LB	John Simon	Signed to Practice Squad
	K	Sam Sloman	Released from Practice Squad	DB	Linden Stephens	Placed on Practice Squad/COVID 19 List
12/10	LS	Rex Sunahara	Released from Practice Squad	K	Drue Chrisman	Released from Practice Squad
	DB	Linden Stephens	Signed to Practice Squad	WR	Tyler Vaughns	Signed to Practice Squad
12/9	T	Chaz Green	Elevated to the Active/Inactive Roster	G	Rashaad Coward	Elevated to the Active/Inactive Roster
12/8	P	Drue Chrisman	Signed to Practice Squad	LS	Rex Sunahara	Signed to Practice Squad
	DB	Linden Stephens	Released from Practice Squad	WR	Tyler Vaughns	Released from Practice Squad
12/6	LB	Robert Spillane	Activated from the Reserve/COVID list			
12/4	LB	T.J. Watt	Activated from the Reserve/COVID list	DT	Carlos Davis	Activated from the Reserve/Injured list
	OL	Chaz Green	Elevated to the Active/Inactive Roster as a COVID-19 replacement			
12/2	LB	Robert Spillane	Placed on Reserve/COVID 19 List			
12/1	WR	Ray-Ray McCloud III	Activated from the Reserve/COVID list	OT	Joe Haeg	Placed on Reserve/COVID 19 List
11/30	DT	Montravius Adams	Signed to the 53-man roster			
11/29	LB	T.J. Watt	Placed on Reserve/COVID 19 List			
11/27	T	John Legue	Promoted to 53-man Roster	DL	Daniel Archibong	Elevated to the Active/Inactive Roster
	WR	Anthony Miller	Elevated to the Active/Inactive Roster	K	Sam Sloman	Signed to Practice Squad
	G	J.C. Hassenauer	Placed on Reserve/Injured List	TE	Eric Ebron	Placed on Reserve/Injured List
11/25	S	Minkah Fitzpatrick	Activated from the Reserve/COVID-19 List			
11/23	TE	Kevin Rader	Promoted to 53-man Roster	G	Rashaad Coward	Signed to Practice Squad
	TE	Jace Sternberger	Signed to Practice Squad	WR	Ray-Ray McCloud III	Placed on Reserve/COVID-19 List
11/20	QB	Ben Roethlisberger	Activated from the Reserve/COVID-19 List	S	Karl Joseph	Elevated to the Active/Inactive Roster as a COVID-19 replacement
	DL	Daniel Archibong	Elevated to the Active/Inactive Roster	LB	Delontae Scott	Elevated to the Active/Inactive Roster
	G	Kevin Dotson	Placed on Reserve/Injured List			
11/15	S	Minkah Fitzpatrick	Placed on Reserve/COVID-19 List	QB	James Morgan	Signed to Practice Squad
	NT	Isaiah Mack	Released from Practice Squad			
11/14	QB	Ben Roethlisberger	Placed on Reserve/COVID-19 List			
11/13	WR	Steven Sims Sr.	Elevated to the Active/Inactive Roster			
11/11	LB	Jacob Tuioti-Mariner	Signed to Practice Squad			
11/9	K	Josh Lambo	Released from Practice Squad			
11/8	TE	Kevin Rader	Elevated to the Active/Inactive Roster	K	Josh Lambo	Signed to Practice Squad
11/2	LB	Taco Charlton	Promoted to 53-man Roster	DL	Chris Slayton	Released from Practice Squad
	DT	Khalil Davis	Signed to Practice Squad			
	LB	Melvin Ingram III	Traded to Kansas City for 2022 sixth-round draft pick			
10/30	DE	Taco Charlton	Elevated to Active/Inactive Roster			
10/16	WR	Juliu Smith-Schuster	Reserve/Injured List	OT	Zach Banner	Elevated to Active/Inactive Roster
	WR	Juliu Smith-Schuster	Placed on Reserve/Injured List	LT	Zach Banner	Activated off Reserve/Injured Designated for Return List
10/13	CB	Linden Stephens	Signed to Practice Squad			
10/12	NT	Eli Ankou	Released from Practice Squad	WR	Anthony Miller	Signed to Practice Squad
10/11	DT	Isaiah Mack	Signed to Practice Squad			
10/9	G	Rashaad Coward	Released	WR	Cody White	Promoted to Active Roster
	S	Karl Joseph	Elevated to Active/Inactive Roster			
10/4	NT	Eli Ankou	Signed to Practice Squad			
10/2	WR	Cody White	Elevated to Active/Inactive Roster	OT	Chaz Green	Elevated to Active/Inactive Roster
9/28	LB	Derrek Tuszka	Promoted to Active Roster	LB	Jamir Jones	Released
9/25	LB	Derrek Tuszka	Elevated to Active/Inactive Roster	WR	Cody White	Elevated to Active/Inactive Roster
9/20	DL	Tyson Alualu	Placed on Reserve/Injured List	DL	Henry Mondeaux	Promoted to Active Roster
	LB	Taco Charlton	Signed to Practice Squad			
9/10	LB	T.J. Watt	Signed to five-year contract			
9/3	CB	Ahkello Witherspoon	Acquired from Seattle for 2023 fifth-round draft pick	DE	Henry Mondeaux	Released
9/1	WR	Rico Bussey	Signed to Practice Squad	WR	Cody White	Signed Practice Squad
	RB	Trey Edmunds	Signed to Practice Squad	RB	Jaylen Samuels	Signed Practice Squad
	OL	Chaz Green	Signed Practice Squad	OL	John Legue	Signed Practice Squad
	TE	Kevin Rader	Signed Practice Squad	DB	Mark Gilbert	Signed Practice Squad
	DB	Donovan Stiner	Signed Practice Squad	WR	Steven Sims Sr.	Signed Practice Squad
	OL	Malcolm Pridgeon	Signed Practice Squad	LB	Derrek Tuszka	Signed Practice Squad
	DL	Daniel Archibong	Signed to Practice Squad	S	Karl Joseph	Signed Practice Squad
	OL	Zach Banner	Reserve/Injured List	RB	Anthony McFarland Jr.	Reserve/Injured List
	DE	Stephon Tuitt	Reserve/Injured List	G	Rashaad Coward	Promoted to Active/Inactive Roster
	OL	B.J. Finney	Promoted to Active/Inactive Roster	DB	Arthur Maulet	Promoted to Active Roster
8/31	WR	Rico Bussey	Released	WR	Cody White	Released

RB	Trey Edmunds	Released	RB	Jaylen Samuels	Released
G	Rashaad Coward	Released	OL	B.J. Finney	Released
OL	Chaz Green	Released	OL	John Leglue	Released
TE	Kevin Rader	Released	LB	Cassius Marsh	Released
LB	Quincy Roche	Released	LB	Jamar Watson	Released
DB	Mark Gilbert	Released	DB	Arthur Maulet	Released
DB	Donovan Stiner	Released	P	Jordan Berry	Released
LS	Kameron Canaday	Released	QB	Joshua Dobbs	Reserve/Injured List
8/28	TE Marcus Baugh	Released	RB	Tony Brooks-James	Released
CB	Shakur Brown	Released	DL	T.J. Carter	Released
WR	Anthony Johnson	Released	CB	Lafayette Pitts	Released
G	Malcolm Pridgeon	Released	WR	Mathew Sexton	Released
S	Lamont Wade	Released			
8/24	S Antoine Brooks Jr.	Waived/Injured	LB	Calvin Bundance	Released
RB	Pete Guerriero	Released	OL	Aviante Collins	Released
WR	Tyler Simmons	Released			
8/17	K Sam Sloman	Released	DB	Stephen Denmark	Released
DL	Abdullah Anderson	Released	OL	Brandon Walton	Released
WR	Isaiah McKoy	Released			
8/14	LB Tegray Scales	Waived	LB	Joe Schobert	Acquired from Jacksonville for a 2022 sixth-round draft pick
8/9	DL Calvin Taylor	Waived/Injured	G	Malcolm Pridgeon	Signed
8/8	RB Pete Guerriero	Signed			
8/6	DB Lafayette Pitts	Signed			
8/4	OT Anthony Coyle	Waived/Injured	DB	DeMarkus Acy	Waived/Injured
8/3	LB Jarvis Miller	Released	RB	Tony Brooks-James	Signed
7/30	TE Dax Raymond	Waived/Injured	TE	Marcus Baugh	Signed
7/22	LB Calvin Bundance	Signed			
7/21	LB Vince Williams	Retired	C	Kendrick Green	Signed
7/20	OT Chaz Green	Signed to one-year contract	LB	Melvin Ingram III	Signed to one-year contract
7/1	DT Demarcus Christmas	Waived/Injured	K	Sam Sloman	Signed to one-year contract
6/25	G Trai Turner	Signed to one-year contract			
6/24	G David DeCastro	Released			
5/25	TE Pat Freiermuth	Signed	RB	Najee Harris	Signed
5/18	LB Buddy Johnson	Signed	OT	Dan Moore Jr.	Signed
5/15	P Pressley Harvin III	Signed	DB	Tre Norwood	Signed
LB	Quincy Roche	Signed	DE	Isaiah Luderemilk	Signed
5/7	CB Trevor Williams	Waived	S	John Battle	Waived
S	Arthur Maulet	Signed to one-year contract			
5/3	P Corliss Waitman	Waived	TE	Charles Jones	Waived
CB	DeMarkus Acy	Signed to one-year contract			
5/1	LB Calvin Bundance	Agreed to terms with undrafted rookie free agent	LB	Jamar Watson	Agreed to terms with undrafted rookie free agent
CB	Mark Gilbert	Agreed to terms with undrafted rookie free agent	CB	Shakur Brown	Agreed to terms with undrafted rookie free agent
S	Donovan Stiner	Agreed to terms with undrafted rookie free agent	S	Lamont Wade	Agreed to terms with undrafted rookie free agent
WR	Isaiah McKoy	Agreed to terms with undrafted rookie free agent	WR	Rico Bussey	Agreed to terms with undrafted rookie free agent
P	Pressley Harvin III	Drafted in the 7th round of the 2021 NFL Draft (254th overall)	S	Tre Norwood	Drafted in the 7th round of the 2021 NFL Draft (245th overall)
LB	Quincy Roche	Drafted in the 6th round of the 2021 NFL Draft (216th overall)	DE	Isaiah Luderemilk	Drafted in the 5th round of the 2021 NFL Draft (156th overall)
LB	Buddy Johnson	Drafted in the 4th round of the 2021 NFL Draft (140th overall)	OT	Dan Moore Jr.	Drafted in the 4th round of the 2021 NFL Draft (128th overall)
4/30	OL Kendrick Green	Drafted in the 3rd round of the 2021 NFL Draft (87th overall)	TE	Pat Freiermuth	Drafted in the 5th round of the 2021 NFL Draft (55th overall)
4/29	QB Mason Rudolph	Signed to one-year contract extension through 2022	RB	Najee Harris	Drafted in the 1st round of the 2021 NFL Draft (24th overall)
4/19	QB Joshua Dobbs	Signed to one-year contract			
4/15	LB Vince Williams	Signed to one-year contract			
4/9	DE T.J. Carter	Signed			
4/7	LB Jamir Jones	Signed			
4/1	DL Tyson Alualu	Signed to two-year contract			
3/31	LB Jarvis Miller	Signed	WR	Mathew Sexton	Signed
3/30	OL Rashaad Coward	Signed to one-year contract	RB	Kalen Ballage	Signed to one-year contract
3/29	P Jordan Berry	Signed to one-year contract			
3/24	LB Robert Spillane	Signed to one-year contract	OL	Joe Haeg	Signed to one-year contract
DB	Miles Killebrew	Signed to one-year contract	LB	Cassius Marsh	Signed to one-year contract
3/23	CB Steven Nelson	Terminated contract			
3/22	WR Tyler Simmons	Signed to one-year contract	DE	Chris Wormley	Signed to two-year contract
3/20	CB Cameron Sutton	Signed to two-year contract			
3/19	WR JuJu Smith-Schuster	Signed to one-year contract			
3/18	OL Zach Banner	Signed to two-year contract			
3/16	LB Vince Williams	Terminated contract			
3/12	OL B.J. Finney	Signed to one-year contract			
3/11	WR Ray-Ray McCloud III	Signed to one-year contract			
3/9	LB Marcus Allen	Signed to one-year contract			
3/8	OL J.C. Hassenauer	Signed to one-year contract			
2/12	C Maurkice Pouncey	Retired			
2/2	OT Aviante Collins	Signed Reserve/Future contract			
1/22	TE Vance McDonald	Retired			
1/21	DB Stephen Denmark	Signed Reserve/Future contract	TE	Charles Jones	Signed Reserve/Future contract
TE	Dax Raymond	Signed Reserve/Future contract	QB	Dwayne Haskins Jr.	Signed Reserve/Future contract
1/15	RB Trey Edmunds	Signed Reserve/Future contract	OT	Jarron Jones	Signed Reserve/Future contract
1/14	LB Tegray Scales	Signed Reserve/Future contract	DT	Demarcus Christmas	Signed Reserve/Future contract
DE	Calvin Taylor	Signed Reserve/Future contract	P	Corliss Waitman	Signed Reserve/Future contract
LS	Christian Kuntz	Signed Reserve/Future contract	OT	John Leglue	Signed Reserve/Future contract
CB	Trevor Williams	Signed Reserve/Future contract	WR	Anthony Johnson	Signed Reserve/Future contract
WR	Cody White	Signed Reserve/Future contract	TE	Kevin Rader	Signed Reserve/Future contract
T	Anthony Coyle	Signed Reserve/Future contract	T	Brandon Walton	Signed Reserve/Future contract
S	John Battle	Signed Reserve/Future contract			



MONTRAVIUS ADAMS SR. DEFENSIVE TACKLE

HEIGHT: 6-4

WEIGHT: 304

COLLEGE: Auburn

BORN: Jul. 24, 1995 (26)

HOW ACQUIRED: FA '21

NFL EXPERIENCE: 5th year

REGULAR SEASON COMPARISON: DEFENSIVE - KANSAS CITY CHIEFS

DATE	OPP	W/L	GP/PS	TOT	TACKLES SOLO	ASST	SACK	YDS.	INT	TFL	PD	QBH	TD	MISC FF	FR
10/27/19	GB @ KC	W	P		0	0	0	0.0	0	0	1	0	0	0	0
TOTALS		0/1	1/0	2	2	0	0.0	0.0	0	0	0	1	0	0	0

MONTRAVIUS ADAMS SR.'S NFL REGULAR SEASON DEFENSIVE STATISTICS

DATE	TEAM	GP	GS	TK	S	A	TACKLES			INTERCEPTIONS					O. FUMB			ST			MISC		
							TFL	YDS	SK	YDS	QBH	NO	YDS	LG	TD	PD	FF	FR	TD	YDS	TK	S	A
2017	Packers	7	0	2	1	1	0	0	0.0	0.0	1	0	0	0	0	0	0	0	0	0	0	0	0
2018	Packers	16	1	20	11	9	1	2	1.5	3.5	0	0	0	0	1	0	0	0	0	0	0	0	0
2019	Packers	14	2	11	4	7	0	0	0.0	0.0	2	0	0	0	3	1	0	0	0	0	0	0	0
2020	Packers	8	0	11	6	5	2	1	0.0	0.0	0	0	0	0	0	0	0	0	0	0	0	0	0
2021	Patriots	0	0	0	0	0	0	0	0.0	0.0	0	0	0	0	0	0	0	0	0	0	0	0	0
2021	Saints	5	1	7	1	6	Went from New England to New Orleans.																
							1	2	0.0	0.0	0	0	0	0	0	1	0	0	0	0	0	0	0
2021	Steelers	5	3	8	6	2	Went from New Orleans to Pittsburgh.																
							1	3	0.0	0.0	3	0	0	0	0	1	0	0	0	0	0	0	0
2021	TOTAL	10	4	15	7	8	2	5	0.0	0.0	3	0	0	0	2	0	0	0	0	0	0	0	0
NFL TOTALS		55	7	59	29	30	5	8	1.5	3.5	6	0	0	0	5	1	1	0	0	0	0	0	0

MONTRAVIUS ADAMS SR.'S NFL POSTSEASON DEFENSIVE STATISTICS

TACKLES													INTERCEPTIONS				O. FUMB				ST				MISC			
DATE	TEAM	GP	GS	TK	S	A	TFL	YDS	SK	YDS	QBH	NO	YDS	LG	TD	PD	FF	FR	TD	YDS	TK	S	A	FF	FR	S	A	
2019	Packers	2	0	0	0	0	0	0	0.0	0.0	0	1	0	0	0	0	0	0	0	0	0	0	0	0	0	0	0	0
2020	Packers	0	0	0	0	0	0	0	0.0	0.0	0	0	0	0	0	0	0	0	0	0	0	0	0	0	0	0	0	0
NFL TOTALS		2	0	0	0	0	0	0	0.0	0.0	1	1	0	0	0	0	0	0	0	0	0	0	0	0	0	0	0	0

SINGLE-GAME HIGHS: DEFENSIVE

Total Tackles	7 vs. Detroit Lions, Dec 30, 2018	Forced Fumbles	1 at Chicago Bears, Dec 16, 2018
Sacks	5 at Los Angeles Chargers, Nov 03, 2019	Fumble Recoveries	1 vs. Carolina Panthers, Nov 10, 2019
Passes Defensed	1.0 vs. Miami Dolphins, Nov 11, 2018	Tackles For Loss	2 at New York Jets, Dec 23, 2018
	0.5 at Chicago Bears, Dec 16, 2018		2 at Chicago Bears, Dec 16, 2018
	1 vs. Carolina Panthers, Nov 10, 2019		
	1 at Kansas City Chiefs, Oct 27, 2019		
	...1 more at 1.		

2021 GAME-BY-GAME REGULAR-SEASON STATISTICS (PATRIOTS/SAINTS/STEELERS)

DATE	OPPONENT	P/S	TACKLES								INTERCEPTIONS					O. FUMB			ST			MISC			W/L	SCORE	
			TK	S	A	SK	YDS	TFL	YDS	QBH	NO	YDS	LG	TD	PD	FF	FR	TD	YDS	TK	S	A	FF	FR			S
09/12	Dolphins																									L	16-17
														</													

+ - Overtime

2020 GAME-BY-GAME REGULAR-SEASON STATISTICS (PACKERS)

DATE	OPPONENT	P/S	TACKLES							INTERCEPTIONS				O. FUMB			ST			MISC		W/L	SCORE					
			TK	S	A	SK	YDS	TFL	YDS	QBH	NO	YDS	LG	TD	PD	FF	FR	TD	YDS	TK	S			A	FF	FR	S	A
09/13	at Vikings									GAME INACTIVE/INJURY																W	43-34	
09/20	Lions	P	1	0	1	0.0	0.0	0	0	0	0	0	0	0	0	0	0	0	0	0	0	0	0	0	0	0	W	42-21
09/27	at Saints	P	1	0	1	0.0	0.0	0	0	0	0	0	0	0	0	0	0	0	0	0	0	0	0	0	0	0	W	37-30
10/05	Falcons	P	1	0	1	0.0	0.0	0	0	0	0	0	0	0	0	0	0	0	0	0	0	0	0	0	0	0	W	30-16
10/18	at Buccaneers	P	4	3	1	0.0	0.0	1	0	0	0	0	0	0	0	0	0	0	0	0	0	0	0	0	0	0	L	10-38
10/25	at Texans	P	1	0	1	0.0	0.0	0	0	0	0	0	0	0	0	0	0	0	0	0	0	0	0	0	0	0	W	35-20
11/01	Vikings	P	0	0	0	0.0	0.0	0	0	0	0	0	0	0	0	0	0	0	0	0	0	0	0	0	0	0	L	22-28
11/05	at 49ers	P	2	2	0	0.0	0.0	1	1	0	0	0	0	0	0	0	0	0	0	0	0	0	0	0	0	0	W	34-17
11/15	Jaguars	P	1	1	0	0.0	0.0	0	0	0	0	0	0	0	0	0	0	0	0	0	0	0	0	0	0	0	W	24-20
11/22	at Colts									GAME INACTIVE/INJURY																L	31-34+	
11/29	Bears									INJURED RESERVE																W	41-25	
12/06	Eagles									INJURED RESERVE																W	30-16	
12/13	at Lions									INJURED RESERVE																W	31-24	
12/19	Panthers									INJURED RESERVE																W	24-16	
12/27	Titans									INJURED RESERVE																W	40-14	
01/03	at Bears									INJURED RESERVE																W	35-16	
2020 TOTALS			8-0	11	6	5	0.0	0.0	2	1	0	0	0	0	0	0	0	0	0	0	0	0	0	0	0	0	13-3	
+- Overtime																												

2019 GAME-BY-GAME REGULAR-SEASON STATISTICS (PACKERS)

DATE	OPPONENT	P/S	TACKLES								INTERCEPTIONS				O. FUMB				ST				MISC		W/L	SCORE		
			TK	S	A	SK	YDS	TFL	YDS	QBH	NO	YDS	LG	TD	PD	FF	FR	TD	YDS	TK	S	A	FF	FR			S	A
09/05	at Bears	S	1	1	0	0.0	0.0	0	0	0	0	0	0	0	0	0	0	0	0	0	0	0	0	0	0	W	10-3	
09/15	Vikings	S	1	0	1	0.0	0.0	0	0	0	0	0	0	0	0	0	0	0	0	0	0	0	0	0	0	W	21-16	
09/22	Broncos										GAME INACTIVE/INJURY																W	27-16
09/26	Eagles										GAME INACTIVE/INJURY																L	27-34
10/06	at Cowboys	P	0	0	0	0.0	0.0	0	0	0	0	0	0	0	0	0	0	0	0	0	0	0	0	0	0	W	34-24	
10/14	Lions	P	0	0	0	0.0	0.0	0	0	0	0	0	0	1	0	0	0	0	0	0	0	0	0	0	0	W	23-22	
10/20	Raiders	P	2	1	1	0.0	0.0	0	0	0	0	0	0	0	0	0	0	0	0	0	0	0	0	0	0	W	42-24	
10/27	at Chiefs	P	0	0	0	0.0	0.0	0	0	0	0	0	0	1	0	0	0	0	0	0	0	0	0	0	0	W	31-24	
11/03	at Chargers	P	3	1	2	0.0	0.0	0	0	0	0	0	0	0	0	0	0	0	0	0	0	0	0	0	0	L	11-26	
11/10	Panthers	P	2	1	1	0.0	0.0	0	0	0	0	0	0	1	0	1	0	0	0	0	0	0	0	0	0	W	24-16	
11/24	at 49ers	P	1	0	1	0.0	0.0	0	0	0	0	0	0	0	0	0	0	0	0	0	0	0	0	0	0	L	8-37	
12/01	at Giants	P	1	0	1	0.0	0.0	0	0	0	0	0	0	0	0	0	0	0	0	0	0	0	0	0	0	W	31-13	
12/08	Washington	P	0	0	0	0.0	0.0	0	0	0	0	0	0	0	0	0	0	0	0	0	0	0	0	0	0	W	20-15	
12/15	Bears	P	0	0	0	0.0	0.0	0	0	0	0	0	0	0	0	0	0	0	0	0	0	0	0	0	0	W	21-13	
12/23	at Vikings	P	0	0	0	0.0	0.0	0	0	0	0	0	0	0	0	0	0	0	0	0	0	0	0	0	0	W	23-10	
12/29	at Lions	P	0	0	0	0.0	0.0	0	0	0	0	0	0	0	0	0	0	0	0	0	0	0	0	0	0	W	23-20	
2019 TOTALS			14-2	11	4	7	0.0	0.0	0	0	0	0	0	0	0	0	0	0	0	0	0	0	0	0	0	13-3		

2018 GAME-BY-GAME REGULAR-SEASON STATISTICS (PACKERS)

DATE	OPPONENT	P/S	TACKLES								INTERCEPTIONS				O. FUMB				ST				MISC		W/L	SCORE		
			TK	S	A	SK	YDS	TFL	YDS	QBH	NO	YDS	LG	TD	PD	FF	FR	TD	YDS	TK	S	A	FF	FR			S	A
09/09	Bears	P	1	1	0	0.0	0.0	0	0	0	0	0	0	0	0	0	0	0	0	0	0	0	0	0	0	W	24-23	
09/16	Vikings	P	0	0	0	0.0	0.0	0	0	0	0	0	0	0	0	0	0	0	0	0	0	0	0	0	0	T	29-29	
09/23	at Washington	P	0	0	0	0.0	0.0	0	0	0	0	0	0	0	0	0	0	0	0	0	0	0	0	0	0	L	17-31	
09/30	Bills	P	0	0	0	0.0	0.0	0	0	0	0	0	0	0	0	0	0	0	0	0	0	0	0	0	0	W	22-0	
10/07	at Lions	P	0	0	0	0.0	0.0	0	0	0	0	0	0	0	0	0	0	0	0	0	0	0	0	0	0	L	23-31	
10/15	49ers	P	0	0	0	0.0	0.0	0	0	0	0	0	0	0	0	0	0	0	0	0	0	0	0	0	0	W	33-30	
10/28	at Rams	P	1	0	1	0.0	0.0	0	0	0	0	0	0	0	0	0	0	0	0	0	0	0	0	0	0	L	27-29	
11/04	at Patriots	P	0	0	0	0.0	0.0	0	0	0	0	0	0	0	0	0	0	0	0	0	0	0	0	0	0	L	17-31	
11/11	Dolphins	P	1	1	0	1.0	2.0	1	2	1	0	0	0	0	0	0	0	0	0	0	0	0	0	0	0	W	31-12	
11/15	at Seahawks	P	0	0	0	0.0	0.0	0	0	0	0	0	0	0	0	0	0	0	0	0	0	0	0	0	0	L	24-27	
11/25	at Vikings	P	3	2	1	0.0	0.0	0	0	0	0	0	0	0	0	0	0	0	0	0	0	0	0	0	0	L	17-24	
12/02	Cardinals	P	1	1	0	0.0	0.0	0	0	0	0	0	0	0	0	0	0	0	0	0	0	0	0	0	0	L	17-20	
12/09	Falcons	P	1	1	0	0.0	0.0	0	0	0	0	0	0	0	0	0	0	0	0	0	0	0	0	0	0	W	34-20	
12/16	at Bears	P	3	2	1	0.5	1.5	0	0	1	0	0	0	0	1	0	0	0	0	0	0	0	0	0	0	L	17-24	
12/23	at Jets	S	2	0	2	0.0	0.0	0	0	0	0	0	0	0	0	0	0	0	0	0	0	0	0	0	0	W	44-38+	
12/30	Lions	P	7	3	4	0.0	0.0	0	0	0	0	0	0	0	0	0	0	0	0	0	0	0	0	0	0	L	0-31	
2018 TOTALS		16-1	20	11	9	1.5	3.5	1	2	2	0	0	0	0	0	1	0	0	0	0	0	0	0	0	0	6-9-1		
+ Overtime																												

2017 GAME-BY-GAME REGULAR-SEASON STATISTICS (PACKERS)

DATE	OPPONENT	P/S	TACKLES	
------	----------	-----	---------	--

2020 GAME-BY-GAME POSTSEASON STATISTICS (PACKERS)

			TACKLES								INTERCEPTIONS					O. FUMB				ST				MISC					
DATE	OPPONENT	P/S	TK	S	A	SK	YDS	TFL	YDS	QBH	NO	YDS	LG	TD	PD	FF	FR	TD	YDS	TK	S	A	FF	FR	S	A	W/L	SCORE	
01/16	Rams																										W	32-18	
01/24	Buccaneers																										L	26-31	
2020 TOTALS			0	0	0	0.0	0.0	0	0	0	0	0	0	0	0	0	0	0	0	0	0	0	0	0	0	0	1-1		

2019 GAME-BY-GAME POSTSEASON STATISTICS (PACKERS)

			TACKLES								INTERCEPTIONS						O. FUMB			ST			MISC					
DATE	OPPONENT	P/S	TK	S	A	SK	YDS	TFL	YDS	QBH	NO	YDS	LG	TD	PD	FF	FR	TD	YDS	TK	S	A	FF	FR	S	A	W/L	SCORE
01/12	Seahawks	P	0	0	0	0.0	0.0	0	0	1	0	0	0	0	0	0	0	0	0	0	0	0	0	0	0	0	W	28-23
01/19	at 49ers	P	0	0	0	0.0	0.0	0	0	0	0	0	0	0	0	0	0	0	0	0	0	0	0	0	0	0	L	20-37
2019 TOTALS			2-0	0	0	0.0	0.0	0	0	1	0	0	0	0	0	0	0	0	0	0	0	0	0	0	0	0	1-1	



MARCUS ALLEN LINEBACKER

HEIGHT: 6-2 BIRTHPLACE Silver Spring, MD
WEIGHT: 215 HOW ACQUIRED: D5a '18
COLLEGE: Penn State NFL EXPERIENCE: 2nd year
BORN: Aug. 7, 1996 (25)

MARCUS ALLEN'S NFL REGULAR SEASON DEFENSIVE STATISTICS

DATE	TEAM	GP	GS	TACKLES							INTERCEPTIONS				O. FUMB				ST				MISC			
				TK	S	A	TFL	YDS	SK	YDS	QBH	NO	YDS	LG	TD	PD	FF	FR	TD	YDS	TK	S	A	FF	FR	S
2018	Steelers	2	0	2	1	1	0	0	0.0	0.0	0	0	0	0	0	0	0	0	0	0	0	0	0	0	0	0
2019	Steelers	1	0	0	0	0	0	0	0.0	0.0	0	0	0	0	0	0	0	0	0	0	0	0	0	0	0	0
2020	Steelers	14	2	24	14	10	2	3	0.0	0.0	2	0	0	0	0	0	0	0	0	0	6	5	1	0	0	0
2021	Steelers	16	1	7	3	4	0	0	0.0	0.0	0	0	0	0	0	0	0	0	0	0	6	3	3	0	0	0
NFL TOTALS		33	3	33	18	15	2	3	0.0	0.0	2	0	0	0	0	0	0	0	0	0	12	8	4	0	0	0

MARCUS ALLEN'S NFL POSTSEASON DEFENSIVE STATISTICS

				TACKLES							INTERCEPTIONS							O. FUMB				ST				MISC	
DATE	TEAM	GP	GS	TK	S	A	TFL	YDS	SK	YDS	QBH	NO	YDS	LG	TD	PD	FF	FR	TD	YDS	TK	S	A	FF	FR	S	A
2020	Steelers	1	0	0	0	0	0	0	0.0	0.0	0	0	0	0	0	0	0	0	0	0	0	0	0	0	0	0	0
NFL TOTALS		1	0	0	0	0	0	0	0.0	0.0	0	0	0	0	0	0	0	0	0	0	0	0	0	0	0	0	0

SINGLE-GAME HIGHS: DEFENSIVE

- Total Tackles

8 at Buffalo Bills, Dec 13, 2020
- Special Teams Tackles

3 at Baltimore Ravens, Jan 09, 2022
- Tackles For Loss

1 at Cleveland Browns, Jan 03, 2021
- 2 vs. Houston Texans, Sep 27, 2020

1 at Buffalo Bills, Dec 13, 2020


2021 GAME-BY-GAME REGULAR-SEASON STATISTICS (STEELERS)

DATE	OPPONENT	P/S	TACKLES							INTERCEPTIONS					O. FUMB			ST				MISC		W/L	SCORE			
			TK	S	A	SK	YDS	TFL	YDS	QBH	NO	YDS	LG	TD	PD	FF	FR	TD	YDS	TK	S	A	FF			FR	S	A
09/12	at Bills	P	0	0	0	0.0	0.0	0	0	0	0	0	0	0	0	0	0	0	0	0	0	0	0	0	0	W	23-16	
09/19	Raiders	P	0	0	0	0.0	0.0	0	0	0	0	0	0	0	0	0	0	0	0	0	0	0	0	0	0	L	17-26	
09/26	Bengals	P	0	0	0	0.0	0.0	0	0	0	0	0	0	0	0	0	0	0	0	0	0	0	0	0	0	L	10-24	
10/03	at Packers	P	0	0	0	0.0	0.0	0	0	0	0	0	0	0	0	0	0	0	0	0	0	0	0	0	0	L	17-27	
10/10	Broncos	P	0	0	0	0.0	0.0	0	0	0	0	0	0	0	0	0	0	0	0	0	0	0	0	0	0	W	27-19	
10/17	Seahawks	P	0	0	0	0.0	0.0	0	0	0	0	0	0	0	0	0	0	0	0	0	0	0	0	0	0	W	23-20+	
10/31	at Browns	P	0	0	0	0.0	0.0	0	0	0	0	0	0	0	0	0	0	0	0	0	0	0	0	0	0	W	15-10	
11/08	Bears	P	0	0	0	0.0	0.0	0	0	0	0	0	0	0	0	0	0	0	0	0	0	0	0	0	0	W	29-27	
11/14	Lions	P	0	0	0	0.0	0.0	0	0	0	0	0	0	0	0	0	0	1	1	0	0	0	0	0	0	T	16-16	
11/21	at Chargers	P	0	0	0	0.0	0.0	0	0	0	0	0	0	0	0	0	0	1	1	0	0	0	0	0	0	L	37-41	
11/28	at Bengals	P	0	0	0	0.0	0.0	0	0	0	0	0	0	0	0	0	0	0	0	0	0	0	0	0	0	L	10-41	
12/05	Ravens	P	0	0	0	0.0	0.0	0	0	0	0	0	0	0	0	0	0	0	0	0	0	0	0	0	0	W	20-19	
12/09	at Vikings	P	1	0	1	0.0	0.0	0	0	0	0	0	0	0	0	0	0	0	0	0	0	0	0	0	0	L	28-36	
12/19	Titans	P	1	1	0	0.0	0.0	0	0	0	0	0	0	0	0	0	0	0	0	0	0	0	0	0	0	W	19-13	
12/26	at Chiefs										RESERVE/COVID-19																L	10-36
01/03	Browns	S	4	2	2	0.0	0.0	0	0	0	0	0	0	0	0	0	0	1	0	1	0	0	0	0	0	W	26-14	
01/09	at Ravens	P	1	0	1	0.0	0.0	0	0	0	0	0	0	0	0	0	0	3	1	2	0	0	0	0	0	W	16-13+	
2021 TOTALS		16-1	7	3	4	0.0	0.0	0	0	0	0	0	0	0	0	0	0	6	3	3	0	0	0	0	0	0	9-7-1	
+- Overtime																												

+ - Overtime

2020 GAME-BY-GAME POSTSEASON STATISTICS (STEELERS)

DATE	OPPONENT	P/S	TACKLES							INTERCEPTIONS							O. FUMB			ST				MISC		W/L	SCORE
			TK	S	A	SK	YDS	TFL	YDS	QBH	NO	YDS	LG	TD	PD	FF	FR	TD	YDS	TK	S	A	FF	FR	S		
01/10	Browns	P	0	0	0	0.0	0.0	0	0	0	0	0	0	0	0	0	0	0	0	0	0	0	0	0	0	L	37-48
2020 TOTALS		1-0	0	0	0	0.0	0.0	0	0	0	0	0	0	0	0	0	0	0	0	0	0	0	0	0	0	0-1	



29

KALEN BALLAGE

(bull-AHGE)

HEIGHT: 6-2 BIRTHPLACE: Falcon, Colo.
WEIGHT: 231 HOW ACQUIRED: FA '20
COLLEGE: Arizona State NFL EXPERIENCE: 4th year
BORN: Dec. 22, 1995 (26)

KALEN BALLAGE'S NFL REGULAR SEASON RUSHING/RECEIVING STATISTICS

DATE	TEAM	GP	GS	RUSHING					RECEIVING				
				NO.	YDS.	AVG.	LG	TD	NO.	YDS.	AVG.	LG	TD
2018	Dolphins	12	0	36	191	5.3	75t	1	9	56	6.2	31	0
2019	Dolphins	12	6	74	135	1.8	8	3	14	63	4.5	13	0
2020	Dolphins	0	0	0	0	0.0	0	0	0	0	0.0	0	0
Went from Miami to N.Y. Jets.													
2020	Jets	3	0	3	13	4.3	5	0	9	67	7.4	21	0
Went from N.Y. Jets to L.A. Chargers.													
2020	Chargers	7	2	88	290	3.3	17	3	20	99	5.0	16	0
2020	TOTAL	10	2	91	303	3.3	17	3	29	166	5.7	21	0
2021	Steelers	17	0	12	36	3.0	13	0	2	8	4.0	6	0
NFL TOTALS		51	8	213	665	3.1	75T	7	54	293	5.4	31	0

KALEN BALLAGE'S NFL REGULAR SEASON RETURN STATISTICS

KICKOFF RETURNS													PUNT RETURNS					
DATE	TEAM	RET.	YDS.	AVG.	LG	TD	NO.	FC	YDS.	AVG.	LG	TD						
2018	Dolphins	2	26	13.0	16	0	0	0	0	0.0	0	0						
2019	Dolphins	0	0	0.0	0	0	0	0	0	0.0	0	0						
2020	Dolphins	0	0	0.0	0	0	0	0	0	0.0	0	0						
Went from Miami to N.Y. Jets.																		
2020	Jets	0	0	0.0	0	0	0	0	0	0.0	0	0						
Went from N.Y. Jets to L.A. Chargers.																		
2020	Chargers	0	0	0.0	0	0	0	0	0	0.0	0	0						
2020	TOTAL	0	0	0.0	0	0	0	0	0	0.0	0	0						
2021	Steelers	0	0	0.0	0	0	0	0	0	0.0	0	0						
NFL TOTALS		2	26	13.0	16	0	0	0	0	0.0	0	0						

SINGLE-GAME HIGHS: RUSHING/RECEIVING


Rush Attempts	20 at Indianapolis Colts, Nov 10, 2019 18 at Miami Dolphins, Nov 15, 2020	Kickoff Returns	1 at Buffalo Bills, Dec 30, 2018 1 vs. New England Patriots, Dec 09, 2018
Rushing Yards	123 at Minnesota Vikings, Dec 16, 2018 69 at Los Angeles Chargers, Nov 08, 2020	Kickoff Return Yards	16 vs. New England Patriots, Dec 09, 2018 10 at Buffalo Bills, Dec 30, 2018
Longest Runs	75t at Minnesota Vikings, Dec 16, 2018 17 vs. New York Jets, Nov 22, 2020	Longest Kickoff Return	16 vs. New England Patriots, Dec 09, 2018 10 at Buffalo Bills, Dec 30, 2018
Rushing TDs	1 at Kansas City Chiefs, Jan 03, 2021 1 at Las Vegas Raiders, Dec 17, 2020 ...5 more at 1.	Special Teams Tackles	1 vs. New England Patriots, Sep 15, 2019 1 vs. Jacksonville Jaguars, Dec 23, 2018 ...2 more at 1.
Receptions	7 vs. New York Jets, Nov 22, 2020 5 at Miami Dolphins, Nov 15, 2020 ...2 more at 5.	Miscellaneous Tackles	1 at Buffalo Bills, Dec 30, 2018 1 at Kansas City Chiefs, Jan 03, 2021
Receiving Yards	44 at Indianapolis Colts, Sep 27, 2020 39 vs. Jacksonville Jaguars, Dec 23, 2018	Most TDs	1 at Las Vegas Raiders, Dec 17, 2020 ...5 more at 1.
Longest Receptions	31 vs. Jacksonville Jaguars, Dec 23, 2018 21 at Indianapolis Colts, Sep 27, 2020	Rushing Average	10.3 at Minnesota Vikings, Dec 16, 2018 4.9 vs. New England Patriots, Dec 06, 2020
All-Purpose Yards	121 at Minnesota Vikings, Dec 16, 2018 102 at Miami Dolphins, Nov 15, 2020	Receiving Average	8.8 at Indianapolis Colts, Sep 27, 2020 6.8 at Miami Dolphins, Nov 15, 2020

100-YARD RUSHING GAMES (1): REGULAR SEASON

DATE	TEAM	ATT.	YDS.	AVG.	LG	TD
12/16/18	at Vikings	12	123	10.3	75t	1

2021 GAME-BY-GAME REGULAR-SEASON STATISTICS (STEELERS)

DATE	OPPONENT	P/S	RUSHING					RECEIVING					W/L/T	SCORE
			NO.	YDS.	AVG.	LG	TD	NO.	YDS.	AVG.	LG	TD		
09/12	at Bills	P	0	0	0.0	0	0	0	0	0.0	0	0	W	23-16
09/19	Raiders	P	0	0	0.0	0	0	0	0	0.0	0	0	L	17-26
09/26	Bengals	P	0	0	0.0	0	0	0	0	0.0	0	0	L	10-24
10/03	at Packers	P	0	0	0.0	0	0	0	0	0.0	0	0	L	17-27
10/10	Broncos	P	4	0	0.0	3	0	0	0	0.0	0	0	W	27-19
10/17	Seahawks	P	2	15	7.5	11	0	0	0	0.0	0	0	W	23-20+
10/31	at Browns	P	1	-3	-3.0	-3	0	0	0	0.0	0	0	W	15-10
11/08	Bears	P	0	0	0.0	0	0	1	2	2.0	2	0	W	29-27
11/14	Lions	P	0	0	0.0	0	0	0	0	0.0	0	0	T	16-16
11/21	at Chargers	P	1	3	3.0	3	0	0	0	0.0	0	0	L	37-41
11/28	at Bengals	P	3	21	7.0	13	0	1	6	6.0	6	0	L	10-41
12/05	Ravens	P	0	0	0.0	0	0	0	0	0.0	0	0	W	20-19
12/09	at Vikings	P	0	0	0.0	0	0	0	0	0.0	0	0	L	28-36
12/19	Titans	P	0	0	0.0	0	0	0	0	0.0	0	0	W	19-13
12/26	at Chiefs	P	0	0	0.0	0	0	0	0	0.0	0	0	L	10-36
01/03	Browns	P	0	0	0.0	0	0	0	0	0.0	0	0	W	26-14
01/09	at Ravens	P	1	0	0.0	0	0	0	0	0.0	0	0	W	16-13+
2021 TOTALS		17-0	12	36	3.0	13	0	2	8	4.0	6	0	9-7-1	
+ - Overtime														



72

ZACH BANNER

OFFENSIVE TACKLE

HEIGHT: 6-8

WEIGHT: 335

COLLEGE: USC

BORN: Dec. 25, 1993 (28)

BIRTHPLACE Lakewood, WA

HOW ACQUIRED: FA '19

NFL EXPERIENCE: 5th year

ZACH BANNER'S NFL REGULAR SEASON STATISTICS

DATE	TEAM	GP	GS
2017	Browns	8	0
Went from Cleveland to Indianapolis.			
2017	Colts	0	0
2017	TOTAL	8	0
2018	Steelers	0	0
2019	Steelers	14	1
2020	Steelers	1	1
2021	Steelers	7	0
NFL TOTALS		30	2

ZACH BANNER'S NFL POSTSEASON STATISTICS


DATE	TEAM	GP	GS
2020	Steelers	0	0
NFL TOTALS		0	0

2021 GAME-BY-GAME REGULAR-SEASON STATISTICS (STEELERS)

DATE	OPPONENT	P/S		W/L/T	SCORE
09/12	at Bills		INJURED RESERVE	W	23-16
09/19	Raiders		INJURED RESERVE	L	17-26
09/26	Bengals		INJURED RESERVE	L	10-24
10/03	at Packers		INJURED RESERVE	L	17-27
10/10	Broncos		INJURED RESERVE	W	27-19
10/17	Seahawks		ON INACTIVE LIST	W	23-20+
10/31	at Browns		ON INACTIVE LIST	W	15-10
11/08	Bears		ON INACTIVE LIST	W	29-27
11/14	Lions	P		T	16-16
11/21	at Chargers	P		L	37-41
11/28	at Bengals	P		L	10-41
12/05	Ravens	P		W	20-19
12/09	at Vikings	P		L	28-36
12/19	Titans	P		W	19-13
12/26	at Chiefs		RESERVE/COVID-19	L	10-36
01/03	Browns		RESERVE/COVID-19	W	26-14
01/09	at Ravens	P		W	16-13+
2021 TOTALS		7-0		9-7-1	
+ - Overtime					

2020 GAME-BY-GAME POSTSEASON STATISTICS (STEELERS)

DATE	OPPONENT	P/S		W/L	SCORE
01/10	Browns		DID NOT PLAY	L	37-48
2020 TOTALS		0-0		0-1	



9

CHRIS BOSWELL

KICKER

HEIGHT: 6-2 BIRTHPLACE: Fort Worth, TX

WEIGHT: 185 HOW ACQUIRED: FA '15

COLLEGE: Rice NFL EXPERIENCE: 7th year

BORN: Mar. 16, 1991 (30)

REGULAR SEASON COMPARISON: KICKING - KANSAS CITY CHIEFS

DATE	OPP	W/L	GP/GS	FGM	FGA	PCT	LONG	XPM	XPA	PTS	1-19	20-29	30-39	40-49	50+	KO	TB
10/25/15	PIT @ KC	L	P	2	2	100%	36	1	1	7	0-0	0-0	1-1	0-0	0-0	4	1
10/15/17	PIT @ KC	W	P	1	1	100%	24	2	2	5	0-0	1-1	0-0	0-0	0-0	4	2
9/16/18	PIT vs. KC	L	P	0	1	0%	0	3	4	3	0-0	0-0	0-0	0-1	0-0	6	6
12/26/21	PIT @ KC	L	P	1	2	50%	34	1	1	4	0-0	0-0	0-1	0-0	0-0	3	2
10/2/16	PIT vs. KC	W	P	0	0	0%	0	5	5	5	0-0	0-0	0-0	0-0	0-0	7	2
TOTALS		2/3	5/0	4	6	66.7%	36	12	13	24	0-0	1-1	1-2	0-1	0-0	24	13

POSTSEASON COMPARISON: KICKING - KANSAS CITY CHIEFS

DATE	OPP	W/L	GP/GS	FGM	FGA	PCT	LONG	XPM	XPA	PTS	1-19	20-29	30-39	40-49	50+	KO	TB
1/15/17	PIT @ KC	W	P	6	6	100%	45	0	0	0	0-0	0-0	0-0	1-1	0-0	7	2
TOTALS		1/0	1/0	6	6	100%	45	0	0	0	0-0	0-0	0-0	1-1	0-0	7	2

CHRIS BOSWELL'S NFL REGULAR SEASON KICKING STATISTICS

DATE	TEAM	GP	FGM	FGA	PCT.	LG	XP	XPA	PCT.	BLK	PTS
2015	Steelers	12	29	32	90.6	51	26	27	96.3	0	113
2016	Steelers	15	21	25	84.0	49	36	36	100.0	1	99
2017	Steelers	16	35	38	92.1	53	37	39	94.9	1	142
2018	Steelers	15	13	20	65.0	50	43	48	89.6	1	82
2019	Steelers	16	29	31	93.5	51	28	28	100.0	0	115
2020	Steelers	13	19	20	95.0	59	34	38	89.5	0	91
2021	Steelers	17	36	40	90.0	56	27	29	93.1	0	135
NFL TOTALS		104	182	206	88.3	59	231	245	94.3	3	777

CHRIS BOSWELL'S NFL POSTSEASON KICKING STATISTICS

DATE	TEAM	GP	FGM	FGA	PCT.	LG	XP	XPA	PCT.	BLK	PTS
2015	Steelers	2	7	7	100.0	47	1	1	100.0	0	22
2016	Steelers	3	8	8	100.0	45	3	5	60.0	0	27
2017	Steelers	1	0	0	0.0	0	6	6	100.0	0	6
2020	Steelers	1	1	1	100.0	49	2	2	100.0	0	5
NFL TOTALS		7	16	16	100.0	49	12	14	85.7	0	60

CHRIS BOSWELL'S NFL REGULAR SEASON FIELD-GOAL ACCURACY STATISTICS

DATE	TEAM	1-19	PCT.	20-29	PCT.	30-39	PCT.	40-49	PCT.	50+	PCT.
2015	Steelers	1-1	100.0	9-9	100.0	8-8	100.0	9-12	75.0	2-2	100.0
2016	Steelers	0-0	0.0	2-2	100.0	8-9	88.9	11-12	91.7	0-2	0.0
2017	Steelers	0-0	0.0	10-10	100.0	12-14	85.7	9-10	90.0	4-4	100.0
2018	Steelers	0-0	0.0	3-3	100.0	4-6	66.7	5-10	50.0	1-1	100.0
2019	Steelers	1-1	100.0	11-11	100.0	7-7	100.0	9-10	90.0	1-2	50.0
2020	Steelers	0-0	0.0	5-5	100.0	6-6	100.0	7-8	87.5	1-1	100.0
2021	Steelers	0-0	0.0	9-9	100.0	8-9	88.9	11-13	84.6	8-9	88.9
NFL TOTALS		2-2	100.0	49-49	100.0	53-59	89.8	61-75	81.3	17-21	81.0

CHRIS BOSWELL'S NFL POSTSEASON FIELD-GOAL ACCURACY STATISTICS

DATE	TEAM	1-19	PCT.	20-29	PCT.	30-39	PCT.	40-49	PCT.	50+	PCT.
2015	Steelers	0-0	0.0	1-1	100.0	4-4	100.0	2-2	100.0	0-0	0.0
2016	Steelers	0-0	0.0	2-2	100.0	3-3	100.0	3-3	100.0	0-0	0.0
2017	Steelers	0-0	0.0	0-0	0.0	0-0	0.0	0-0	0.0	0-0	0.0
2020	Steelers	0-0	0.0	0-0	0.0	0-0	0.0	1-1	100.0	0-0	0.0
NFL TOTALS		0-0	0.0	3-3	100.0	7-7	100.0	6-6	100.0	0-0	0.0

SINGLE-GAME HIGHS: KICKER

Field Goals Made	6 at Cincinnati Bengals, Dec 18, 2016 5 vs. Cincinnati Bengals, Oct 22, 2017	Special Teams Tackles	1 vs. Baltimore Ravens, Oct 06, 2019 1 vs. Cleveland Browns, Oct 28, 2018 ...5 more at 1.
Field Goal Attempts	6 at Cincinnati Bengals, Dec 18, 2016 5 vs. Tennessee Titans, Dec 19, 2021 ...2 more at 5.	Longest Field Goals Attempt	56 vs. Tennessee Titans, Dec 19, 2021 55 vs. Dallas Cowboys, Nov 13, 2016
Longest Field Goals Made	59 at Dallas Cowboys, Nov 08, 2020 56 vs. Las Vegas Raiders, Sep 19, 2021	Kickoff Average	68.0 vs. Kansas City Chiefs, Oct 02, 2016 67.4 vs. Minnesota Vikings, Sep 17, 2017 ...1 more at 67.4.
PATs Made	7 vs. Carolina Panthers, Nov 08, 2018 5 vs. Cleveland Browns, Oct 18, 2020 ...4 more at 5.	Extra Point Attempt Percentage	100.0 vs. Cleveland Browns, Oct 18, 2020 100.0 vs. Philadelphia Eagles, Oct 11, 2020 ...3 more at 100.0.
PAT Attempts	7 vs. Carolina Panthers, Nov 08, 2018 6 vs. Atlanta Falcons, Oct 07, 2018	Field Goal Percentage	100.0 vs. Cleveland Browns, Jan 03, 2022 100.0 vs. Indianapolis Colts, Nov 03, 2019 ...7 more at 100.0.
Points	18 at Cincinnati Bengals, Dec 18, 2016 17 vs. Cincinnati Bengals, Oct 22, 2017		

SINGLE-GAME HIGHS - POSTSEASON: KICKER

Field Goals Made	6 at Kansas City Chiefs, Jan 15, 2017 4 at Cincinnati Bengals, Jan 09, 2016 3 at Denver Broncos, Jan 17, 2016 1 vs. Cleveland Browns, Jan 10, 2021 1 at New England Patriots, Jan 22, 2017 ...1 more at 1.	PATs Made	6 vs. Jacksonville Jaguars, Jan 14, 2018 3 vs. Miami Dolphins, Jan 08, 2017 2 vs. Cleveland Browns, Jan 10, 2021 1 at Denver Broncos, Jan 17, 2016
Field Goal Attempts	6 at Kansas City Chiefs, Jan 15, 2017 4 at Cincinnati Bengals, Jan 09, 2016 3 at Denver Broncos, Jan 17, 2016 1 vs. Cleveland Browns, Jan 10, 2021 1 at New England Patriots, Jan 22, 2017 ...1 more at 1.	PAT Attempts	6 vs. Jacksonville Jaguars, Jan 14, 2018 4 vs. Miami Dolphins, Jan 08, 2017 2 vs. Cleveland Browns, Jan 10, 2021 1 at New England Patriots, Jan 22, 2017 1 at Denver Broncos, Jan 17, 2016
Longest Field Goals Made	49 vs. Cleveland Browns, Jan 10, 2021 47 at Denver Broncos, Jan 17, 2016 45 at Kansas City Chiefs, Jan 15, 2017 39 at Cincinnati Bengals, Jan 09, 2016 34 vs. Miami Dolphins, Jan 08, 2017	Points	18 at Kansas City Chiefs, Jan 15, 2017 12 at Cincinnati Bengals, Jan 09, 2016 10 at Denver Broncos, Jan 17, 2016 6 vs. Jacksonville Jaguars, Jan 14, 2018 6 vs. Miami Dolphins, Jan 08, 2017

2021 GAME-BY-GAME REGULAR-SEASON STATISTICS (STEELERS)

		FIELD GOALS				EXTRA POINTS							
DATE	OPPONENT		FGM	FGA	PCT	LG	XP	XPA	PCT	BLK	PTS	W/L/T	SCORE
09/12	at Bills	P	3	3	100.0	45	2	2	100.0	0	11	W	23-16
09/19	Raiders	P	1	1	100.0	56	2	2	100.0	0	5	L	17-26
09/26	Bengals	P	1	2	50.0	26	1	1	100.0	0	4	L	10-24
10/03	at Packers	P	1	1	100.0	52	2	2	100.0	0	5	L	17-27
10/10	Broncos	P	2	2	100.0	48	3	3	100.0	0	9	W	27-19
10/17	Seahawks	P	3	3	100.0	52	2	2	100.0	0	11	W	23-20+
10/31	at Browns	P	1	1	100.0	31	0	0	0.0	0	3	W	15-10
11/08	Bears	P	3	3	100.0	54	2	3	66.7	0	11	W	29-27
11/14	Lions	P	3	3	100.0	51	1	1	100.0	0	10	T	16-16
11/21	at Chargers	P	3	3	100.0	45	4	4	100.0	0	13	L	37-41
11/28	at Bengals	P	1	1	100.0	40	1	1	100.0	0	4	L	10-41
12/05	Ravens	P	2	2	100.0	53	0	1	0.0	0	6	W	20-19
12/09	at Vikings	P	0	1	0.0	0	2	2	100.0	0	2	L	28-36
12/19	Titans	P	4	5	80.0	48	1	1	100.0	0	13	W	19-13
12/26	at Chiefs	P	1	2	50.0	34	1	1	100.0	0	4	L	10-36
01/03	Browns	P	4	4	100.0	50	2	2	100.0	0	14	W	26-14
01/09	at Ravens	P	3	3	100.0	40	1	1	100.0	0	10	W	16-13+
2021 TOTALS		17	36	40	90.0	56	27	29	93.1	0	135	9-7-1	
+ - Overtime													

2020 GAME-BY-GAME POSTSEASON STATISTICS (STEELERS)

		FIELD GOALS				EXTRA POINTS							
DATE	OPPONENT	FGM	FGA	PCT	LG	XP	XPA	PCT	BLK	PTS	W/L	SCORE	
01/10	Browns	P	1	1	100.0	49	2	2	100.0	0	5	L	37-48
2020 TOTALS		1	1	1	100.0	49	2	2	100.0	0	5	0-1	

2017 GAME-BY-GAME POSTSEASON STATISTICS (STEELERS)


		FIELD GOALS				EXTRA POINTS							
DATE	OPPONENT	FGM	FGA	PCT	LG	XP	XPA	PCT	BLK	PTS	W/L	SCORE	
01/14	Jaguars	P	0	0	0.0	0	6	6	100.0	0	6	L	42-45
2017 TOTALS		1	0	0	0.0	0	6	6	100.0	0	6	0-1	

2016 GAME-BY-GAME POSTSEASON STATISTICS (STEELERS)

			FIELD GOALS				EXTRA POINTS						
DATE	OPPONENT		FGM	FGA	PCT	LG	XP	XPA	PCT	BLK	PTS	W/L	SCORE
01/08	Dolphins	P	1	1	100.0	34	3	4	75.0	0	6	W	30-12
01/15	at Chiefs	P	6	6	100.0	45	0	0	0.0	0	18	W	18-16
01/22	at Patriots	P	1	1	100.0	23	0	1	0.0	0	3	L	17-36
2016 TOTALS		3	8	8	100.0	45	3	5	60.0	0	27	2-1	

2015 GAME-BY-GAME POSTSEASON STATISTICS (STEELERS)

			FIELD GOALS				EXTRA POINTS						SCORE
DATE	OPPONENT		FGM	FGA	PCT	LG	XP	XPA	PCT	BLK	PTS	W/L	
01/09	at Bengals	P	4	4	100.0	39	0	0	0.0	0	12	W	18-16
01/17	at Broncos	P	3	3	100.0	47	1	1	100.0	0	10	L	16-23
2015 TOTALS		2	7	7	100.0	47	1	1	100.0	0	22	1-1	



55

DEVIN BUSH

LINEBACKER

HEIGHT: 5-11

WEIGHT: 234

COLLEGE: Michigan

BORN: Jul. 18, 1998 (23)

BIRTHPLACE: Pembroke Pines, FL

HOW ACQUIRED: D1 '19

NFL EXPERIENCE: 3rd year

DEVIN BUSH'S NFL REGULAR SEASON DEFENSIVE STATISTICS

DATE	TEAM	GP	GS	TK	S	TACKLES					INTERCEPTIONS					O. FUMB					ST				MISC	
						TFL	YDS	SK	YDS	QBH	NO	YDS	LG	TD	PD	FF	FR	TD	YDS	TK	S	A	FF	FR	S	A
2019	Steelers	16	15	109	72	37	9	17	1.0	9.0	2	2	6	6	0	4	1	4	1	20	0	0	0	0	0	0
2020	Steelers	5	5	26	16	10	0	0	1.0	6.5	2	0	0	0	0	3	0	0	0	0	0	0	0	0	0	
2021	Steelers	14	14	70	41	29	2	18	2.0	18.0	4	0	0	0	0	4	1	1	0	0	0	0	0	0	0	
NFL TOTALS		35	34	205	129	76	11	35	4.0	33.5	8	2	6	6	0	11	2	5	1	20	0	0	0	0	0	0

DEVIN BUSH'S NFL POSTSEASON DEFENSIVE STATISTICS

		TACKLES										INTERCEPTIONS				O. FUMB				ST				MISC				
DATE	TEAM	GP	GS	TK	S	A	TFL	YDS	SK	YDS	QBH	NO	YDS	LG	TD	PD	FF	FR	TD	YDS	TK	S	A	FF	FR	S	A	
2020	Steelers	0	0	0	0	0	0	0	0.0	0.0	0	0	0	0	0	0	0	0	0	0	0	0	0	0	0	0	0	0
NFL TOTALS		0	0	0	0	0	0	0	0.0	0.0	0	0	0	0	0	0	0	0	0	0	0	0	0	0	0	0	0	0

SINGLE-GAME HIGHS: DEFENSIVE


Total Tackles	12 at Baltimore Ravens, Dec 29, 2019 11 at New England Patriots, Sep 08, 2019	Tackles For Loss	3 vs. Cincinnati Bengals, Sep 30, 2019 2 vs. Buffalo Bills, Dec 15, 2019
Sacks	1.0 vs. Cincinnati Bengals, Sep 30, 2019 0.5 vs. Cleveland Browns, Oct 18, 2020 ...1 more at 0.5.	Interceptions	1 at Los Angeles Chargers, Oct 13, 2019 1 vs. Baltimore Ravens, Oct 06, 2019
Passes Defensed	2 at Minnesota Vikings, Dec 09, 2021 2 vs. Denver Broncos, Sep 20, 2020	Interception Return Yards	6 at Los Angeles Chargers, Oct 13, 2019
Forced Fumbles	1 at Buffalo Bills, Sep 12, 2021 1 at Cincinnati Bengals, Nov 24, 2019	Longest Opponent's Fumble Return	11 vs. Seattle Seahawks, Sep 15, 2019 9 at Los Angeles Chargers, Oct 13, 2019
Fumble Recoveries	2 at San Francisco 49ers, Sep 22, 2019 1 vs. Seattle Seahawks, Oct 17, 2021 ...2 more at 1.		

2021 GAME-BY-GAME REGULAR-SEASON STATISTICS (STEELERS)

DATE	OPPONENT	P/S	TACKLES								INTERCEPTIONS					O. FUMB			ST				MISC		W/L	SCORE	
			TK	S	A	SK	YDS	TFL	YDS	QBH	NO	YDS	LG	TD	PD	FF	FR	TD	YDS	TK	S	A	FF	FR			S
09/12	at Bills	S	10	6	4	0.0	0.0	0	0	0	0	0	0	0	1	0	0	0	0	0	0	0	0	0	0	W	23-16
09/19	Raiders		ON INACTIVE LIST																						L	17-26	
09/26	Bengals	S	2	0	2	0.0	0.0	0	0	0	0	0	0	0	0	0	0	0	0	0	0	0	0	0	0	L	10-24
10/03	at Packers	S	6	5	1	1.0	6.0	1	6	2	0	0	0	0	0	0	0	0	0	0	0	0	0	0	0	L	17-27
10/10	Broncos	S	1	1	0	1.0	12.0	1	12	2	0	0	0	0	0	0	0	0	0	0	0	0	0	0	0	W	27-19
10/17	Seahawks	S	6	3	3	0.0	0.0	0	0	0	0	0	0	0	0	1	0	0	0	0	0	0	0	0	0	W	23-20+
10/31	at Browns	S	5	3	2	0.0	0.0	0	0	0	0	0	0	0	0	0	0	0	0	0	0	0	0	0	0	W	15-10
11/08	Bears	S	3	2	1	0.0	0.0	0	0	0	0	0	0	0	0	0	0	0	0	0	0	0	0	0	0	W	15-27
11/14	Lions	S	9	5	4	0.0	0.0	0	0	0	0	0	0	0	0	0	0	0	0	0	0	0	0	0	0	T	16-16
11/21	at Chargers	S	4	4	0	0.0	0.0	0	0	0	0	0	0	0	0	0	0	0	0	0	0	0	0	0	0	L	37-41
11/28	at Bengals	S	5	2	3	0.0	0.0	0	0	0	0	0	0	0	0	0	0	0	0	0	0	0	0	0	0	L	10-41
12/05	Ravens	S	2	2	0	0.0	0.0	0	0	0	0	0	0	0	0	0	0	0	0	0	0	0	0	0	0	W	20-19
12/09	at Vikings	S	8	3	5	0.0	0.0	0	0	0	0	0	0	2	0	0	0	0	0	0	0	0	0	0	0	L	28-36
12/19	Titans	S	5	3	2	0.0	0.0	0	0	0	0	0	0	1	0	0	0	0	0	0	0	0	0	0	0	W	19-13
12/26	at Chiefs		RESERVE/COVID-19																						L	10-36	
01/03	Browns		RESERVE/COVID-19																						W	26-14	
01/09	at Ravens	S	4	2	2	0.0	0.0	0	0	0	0	0	0	0	0	0	0	0	0	0	0	0	0	0	0	W	16-13+
2021 TOTALS		14-14	70	41	29	2.0	18.0	2	18	4	0	0	0	0	4	1	1	0	0	0	0	0	0	0	9-7-1		
+ - Overtime																											

2020 GAME-BY-GAME POSTSEASON STATISTICS (STEELERS)

DATE	OPPONENT	P/S	TACKLES							INTERCEPTIONS					O. FUMB			ST				MISC		W/L	SCORE	
			TK	S	A	SK	YDS	TFL	YDS	QBH	NO	YDS	LG	TD	PD	FF	FR	TD	YDS	TK	S	A	FF			FR
01/10	Browns		DID NOT PLAY																			L	37-48			
2020 TOTALS			0	0	0	0.0	0.0	0	0	0	0	0	0	0	0	0	0	0	0	0	0	0	0	0	0-1	



98

TACO CHARLTON

DEFENSIVE END

HEIGHT: 6-6

BIRTHPLACE: Pickerington, OH

WEIGHT: 270

HOW ACQUIRED: FA '21

COLLEGE: Michigan

NFL EXPERIENCE: 5th year

BORN: Nov. 7, 1994 (27)

REGULAR SEASON COMPARISON: DEFENSIVE - KANSAS CITY CHIEFS

DATE	OPP	W/L	GP/GS	TACKLES				ASST	SACK	YDS.	INT	TFL	PD	QBH	TD	MISC		
				TOT	SOLO											FF	FR	FR
11/5/17	DAL vs. KC	W	P			1		0	1.0	3.0		1	0			0	0	0
12/26/21	PIT @ KC	L	P			1	0	1	0.0	0.0	0	0	0	0	0	0	0	0
TOTALS		1/1	2/0	2	1			1	1.0	3.0	0	1	0	1	0	0	0	0

TACO CHARLTON'S NFL REGULAR SEASON DEFENSIVE STATISTICS

DATE	TEAM	GP	GS	TACKLES							INTERCEPTIONS					O. FUMB			ST			MISC					
				TK	S	A	TFL	YDS	SK	YDS	QBH	NO	YDS	LG	TD	PD	FF	FR	TD	YDS	TK	S	A	FF	FR	S	A
2017	Cowboys	16	0	19	15	4	3	8	3.0	14.0	11	0	0	0	1	1	0	0	0	0	0	0	0	0	0	0	0
2018	Cowboys	11	7	27	13	14	5	18	1.0	13.0	8	0	0	0	1	0	1	0	0	0	0	0	0	0	0	0	
2019	Cowboys	0	0	0	0	0	0	0	0.0	0.0	0	0	0	0	0	0	0	0	0	0	0	0	0	0	0	0	
Went from Dallas to Miami.																											
2019	Dolphins	10	5	21	14	7	3	15	5.0	34.0	5	0	0	0	0	2	0	0	0	0	0	0	0	0	0	0	0
2019	TOTAL	10	5	21	14	7	3	15	5.0	34.0	5	0	0	0	0	2	0	0	0	0	0	0	0	0	0	0	0
2020	Chiefs	7	0	7	4	3	1	1	2.0	6.0	4	0	0	0	0	1	0	0	0	0	0	0	0	0	0	0	0
2021	Steelers	11	2	18	7	11	0	0	0.5	2.0	2	0	0	0	0	1	0	0	0	0	0	0	0	0	0	0	0
NFL TOTALS		55	14	92	53	39	12	42	11.5	69.0	30	0	0	0	0	3	4	1	0	0	0	0	0	0	0	0	0

TACO CHARLTON'S NFL POSTSEASON DEFENSIVE STATISTICS

DATE	TEAM	GP	GS	TACKLES							INTERCEPTIONS					O. FUMB			ST			MISC					
				TK	S	A	TFL	YDS	SK	YDS	QBH	NO	YDS	LG	TD	PD	FF	FR	TD	YDS	TK	S	A	FF	FR	S	A
2018	Cowboys	2	0	0	0	0	0	0	0.0	0.0	0	0	0	0	0	0	0	0	0	0	0	0	0	0	0	0	0
2020	Chiefs	0	0	0	0	0	0	0	0.0	0.0	0	0	0	0	0	0	0	0	0	0	0	0	0	0	0	0	0
NFL TOTALS		2	0	0	0	0	0	0	0.0	0.0	0	0	0	0	0	0	0	0	0	0	0	0	0	0	0	0	0

SINGLE-GAME HIGHS: DEFENSIVE

Total Tackles

6 vs. Los Angeles Chargers, Sep 29, 2019

5 vs. Tampa Bay Buccaneers, Dec 23, 2018

Sacks

1.0 vs. New England Patriots, Oct 05, 2020

1.0 at Los Angeles Chargers, Sep 20, 2020

...9 more at 1.0.

Passes Defensed

1 vs. Tennessee Titans, Dec 19, 2021

1 at Carolina Panthers, Sep 09, 2018

...1 more at 1.

Forced Fumbles

1 vs. New England Patriots, Oct 05, 2020

1 vs. Philadelphia Eagles, Dec 01, 2019

...2 more at 1.

Fumble Recoveries

1 vs. New York Giants, Sep 16, 2018

Tackles For Loss

1 at Los Angeles Chargers, Sep 20, 2020

1 at Buffalo Bills, Oct 20, 2019

...7 more at 1.

SINGLE-GAME HIGHS - POSTSEASON: DEFENSIVE

Total Tackles

1 at Los Angeles Rams, Jan 12, 2019

2021 GAME-BY-GAME REGULAR-SEASON STATISTICS (STEELERS)

DATE	OPPONENT	P/S	TACKLES							INTERCEPTIONS					O. FUMB			ST			MISC			W/L	SCORE		
			TK	S	A	SK	YDS	TFL	YDS	QBH	NO	YDS	LG	TD	PD	FF	FR	TD	YDS	TK	S	A	FF	FR	S	A	
09/12	at Bills										NOT ON ROSTER														W	23-16	
09/19	Raiders										NOT ON ROSTER														L	17-26	
09/26	Bengals										PRACTICE SQUAD														L	10-24	
10/03	at Packers										PRACTICE SQUAD														L	17-27	
10/10	Broncos										PRACTICE SQUAD														W	27-19	
10/17	Seahawks										PRACTICE SQUAD														W	23-20+	
10/31	at Browns										PRACTICE SQUAD														W	15-10	
11/08	Bears	P	3	2	1	0.0	0.0	0	0	0	0	0	0	0	0	0	0	0	0	0	0	0	0	0	W	29-27	
11/14	Lions	P	3	1	2	0.0	0.0	0	0	0	0	0	0	0	0	0	0	0	0	0	0	0	0	0	T	16-16	
11/21	at Chargers	S	2	1	1	0.5	2.0	0	0	1	0	0	0	0	0	0	0	0	0	0	0	0	0	0	L	37-41	
11/28	at Bengals	S	2	1	1	0.0	0.0	0	0	0	0	0	0	0	0	0	0	0	0	0	0	0	0	0	L	10-41	
12/05	Ravens	P	1	0	1	0.0	0.0	0	0	0	0	0	0	0	0	0	0	0	0	0	0	0	0	0	W	20-19	
12/09	at Vikings	P	4	2	2	0.0	0.0	0	0	1	0	0	0	0	0	0	0	0	0	0	0	0	0	0	L	28-36	
12/19	Titans	P	2	0	2	0.0	0.0	0	0	0	0	0	0	0	1	0	0	0	0	0	0	0	0	0	W	19-13	
12/26	at Chiefs	P	1	0	1	0.0	0.0	0	0	0	0	0	0	0	0	0	0	0	0	0	0	0	0	0	L	10-36	
01/03	Browns	P	0	0	0	0.0	0.0	0	0	0	0	0	0	0	0	0	0	0	0	0	0	0	0	0	W	26-14	
01/09	at Ravens	P	0	0	0	0.0	0.0	0	0	0	0	0	0	0	0	0	0	0	0	0	0	0	0	0	W	16-13+	
2021 TOTALS		10-2	18	7	11	0.5	2.0	0	0	2	0	0	0	0	1	0	0	0	0	0	0	0	0	0	9-7-1		
+ Over-time																											

2021 PITTSBURGH STEELERS

80


UPDATED PLAYER BIOS

2020 GAME-BY-GAME POSTSEASON STATISTICS (CHIEFS)

			TACKLES							INTERCEPTIONS				O. FUMB				ST				MISC						
DATE	OPPONENT	P/S	TK	S	A	SK	YDS	TFL	YDS	QBH	NO	YDS	LG	TD	PD	FF	FR	TD	YDS	TK	S	A	FF	FR	S	A	W/L	SCORE
01/17	Browns																									W	22-17	
01/24	Bills																									W	38-24	
02/07	at Buccaneers																									L	9-31	
2020 TOTALS			0	0	0	0.0	0.0	0	0	0	0	0	0	0	0	0	0	0	0	0	0	0	0	0	0	0	2-1	

2018 GAME-BY-GAME POSTSEASON STATISTICS (COWBOYS)

DATE	OPPONENT	P/S	TACKLES							INTERCEPTIONS					O. FUMB			ST			MISC		W/L	SCORE			
			TK	S	A	SK	YDS	TFL	YDS	QBH	NO	YDS	LG	TD	PD	FF	FR	TD	YDS	TK	S	A			FF	FR	S
01/05	Seahawks	P	0	0	0	0.0	0.0	0	0	0	0	0	0	0	0	0	0	0	0	0	0	0	0	0	0	W	24-22
01/12	at Rams	P	0	0	0	0.0	0.0	0	0	0	0	0	0	0	0	0	0	0	0	0	0	0	0	0	0	L	22-30
2018 TOTALS			2-0	0	0	0	0.0	0.0	0	0	0	0	0	0	0	0	0	0	0	0	0	0	0	0	0	1-1	



11

CHASE CLAYPOOL

WIDE RECEIVER

HEIGHT: 6-4

BIRTHPLACE: Abbotsford, British Columbia, Canada

WEIGHT: 238

HOW ACQUIRED: D2 '20

COLLEGE: Notre Dame

NFL EXPERIENCE: 2nd year

BORN: Jul. 7, 1998 (23)

REGULAR SEASON COMPARISON: RECEIVING - KANSAS CITY CHIEFS

DATE	OPP	W/L	GP/GS	REC	YDS.	AVG.	TD	LG	TGTS	YAC
12/26/21	PIT @ KC	L	S	4	41	10.3	0	24	6	-1
TOTALS		0/1	1/1	4	41	10.3	0	24	6	-1

CHASE CLAYPOOL'S NFL REGULAR SEASON RUSHING/RECEIVING STATISTICS

RECEIVING												RUSHING				
DATE	TEAM	GP	GS	NO.	YDS.	AVG.	LG	TD	NO.	YDS.	AVG.	LG	TD			
2020	Steelers	16	6	62	873	14.1	84t	9	10	16	1.6	8	2			
2021	Steelers	15	13	59	860	14.6	59	2	14	96	6.9	25	0			
NFL TOTALS		31	19	121	1,733	14.3	84T	11	24	112	4.7	25	2			

CHASE CLAYPOOL'S NFL POSTSEASON RUSHING/RECEIVING STATISTICS

RECEIVING												RUSHING				
DATE	TEAM	GP	GS	NO.	YDS.	AVG.	LG	TD	NO.	YDS.	AVG.	LG	TD			
2020	Steelers	1	1	5	59	11.8	29t	2	0	0	0.0	0	0			
NFL TOTALS		1	1	5	59	11.8	29T	2	0	0	0.0	0	0			

CHASE CLAYPOOL'S NFL REGULAR SEASON RETURN STATISTICS

KICKOFF RETURNS									PUNT RETURNS				
DATE	TEAM	RET.	YDS.	AVG.	LG	TD	NO.	FC	YDS.	AVG.	LG	TD	
2020	Steelers	0	0	0.0	0	0	0	0	0	0.0	0	0	
2021	Steelers	0	0	0.0	0	0	0	0	0	0.0	0	0	
NFL TOTALS		0	0	0.0	0	0	0	0	0	0.0	0	0	

CHASE CLAYPOOL'S NFL POSTSEASON RETURN STATISTICS

KICKOFF RETURNS									PUNT RETURNS				
DATE	TEAM	RET.	YDS.	AVG.	LG	TD	NO.	FC	YDS.	AVG.	LG	TD	
2020	Steelers	0	0	0.0	0	0	0	0	0	0.0	0	0	
NFL TOTALS		0	0	0.0	0	0	0	0	0	0.0	0	0	

SINGLE-GAME HIGHS: RUSHING/RECEIVING

Rush Attempts	3 at Baltimore Ravens, Jan 09, 2022 3 vs. Philadelphia Eagles, Oct 11, 2020	Longest Receptions	84t vs. Denver Broncos, Sep 20, 2020 59 vs. Denver Broncos, Oct 10, 2021
Rushing Yards	33 at Baltimore Ravens, Jan 09, 2022 25 at Buffalo Bills, Sep 12, 2021	Receiving TDs	3 vs. Philadelphia Eagles, Oct 11, 2020 2 vs. Cincinnati Bengals, Nov 15, 2020
Longest Runs	25 at Buffalo Bills, Sep 12, 2021 17 at Baltimore Ravens, Jan 09, 2022	All-Purpose Yards	130 vs. Denver Broncos, Oct 10, 2021 116 vs. Philadelphia Eagles, Oct 11, 2020
Rushing TDs	1 vs. Cleveland Browns, Oct 18, 2020 1 vs. Philadelphia Eagles, Oct 11, 2020	Special Teams Tackles	3 vs. Denver Broncos, Sep 20, 2020 1 at Cleveland Browns, Jan 03, 2021
Receptions	9 vs. Cincinnati Bengals, Sep 26, 2021 8 at Minnesota Vikings, Dec 09, 2021	Most TDs	4 vs. Philadelphia Eagles, Oct 11, 2020 2 vs. Cincinnati Bengals, Nov 15, 2020
Receiving Yards	130 vs. Denver Broncos, Oct 10, 2021 110 vs. Philadelphia Eagles, Oct 11, 2020	Receiving Average	29.3 vs. Denver Broncos, Sep 20, 2020 27.3 at Cincinnati Bengals, Nov 28, 2021

SINGLE-GAME HIGHS - POSTSEASON: RECEIVING

Receptions	5 vs. Cleveland Browns, Jan 10, 2021	Receiving TDs	2 vs. Cleveland Browns, Jan 10, 2021
Receiving Yards	59 vs. Cleveland Browns, Jan 10, 2021	All-Purpose Yards	59 vs. Cleveland Browns, Jan 10, 2021
Longest Receptions	29t vs. Cleveland Browns, Jan 10, 2021 15 vs. Cleveland Browns, Jan 10, 2021 7 vs. Cleveland Browns, Jan 10, 2021 7t vs. Cleveland Browns, Jan 10, 2021 1 vs. Cleveland Browns, Jan 10, 2021	Most TDs	2 vs. Cleveland Browns, Jan 10, 2021

2021 PITTSBURGH STEELERS

82

UPDATED PLAYER BIOS

100-YARD RECEIVING GAMES (3): REGULAR SEASON

DATE	TEAM	NO.	YDS.	AVG.	LG	TD
10/11/20	EAGLES	7	110	15.7	35t	3
01/03/21	at Browns	5	101	20.2	41	1
10/10/21	BRONCOS	5	130	26.0	59	1

2021 GAME-BY-GAME REGULAR-SEASON STATISTICS (STEELERS)

DATE	OPPONENT	P/S	RECEIVING					RUSHING					W/L/T	SCORE	
			NO.	YDS.	AVG.	LG	TD	NO.	YDS.	AVG.	LG	TD			
09/12	at Bills	P	3	45	15.0	22	0	1	25	25.0	25	0	W	23-16	
09/19	Raiders	S	3	70	23.3	52	0	1	-3	-3.0	-3	0	L	17-26	
09/26	Bengals	S	9	96	10.7	29	0	0	0	0.0	0	0	L	10-24	
10/03	at Packers		ON INACTIVE LIST											L	17-27
10/10	Broncos	S	5	130	26.0	59	1	0	0	0.0	0	0	W	27-19	
10/17	Seahawks	S	2	17	8.5	12	0	0	0	0.0	0	0	W	23-20+	
10/31	at Browns	S	4	45	11.3	16	0	2	16	8.0	16	0	W	15-10	
11/08	Bears	S	3	30	10.0	26	0	2	13	6.5	11	0	W	29-27	
11/14	Lions		ON INACTIVE LIST											T	16-16
11/21	at Chargers	S	5	93	18.6	37	0	2	1	0.5	3	0	L	37-41	
11/28	at Bengals	S	3	82	27.3	41	0	0	0	0.0	0	0	L	10-41	
12/05	Ravens	P	2	52	26.0	40	0	1	2	2.0	2	0	W	20-19	
12/09	at Vikings	S	8	93	11.6	38	0	1	2	2.0	2	0	L	28-36	
12/19	Titans	S	0	12	0.0	12	0	1	7	7.0	7	0	W	19-13	
12/26	at Chiefs	S	4	41	10.3	24	0	0	0	0.0	0	0	L	10-36	
01/03	Browns	S	3	17	5.7	8	0	0	0	0.0	0	0	W	26-14	
01/09	at Ravens	S	5	37	7.4	10	1	3	33	11.0	17	0	W	16-13+	
2021 TOTALS		15-13	59	860	14.6	59	2	14	96	6.9	25	0	9-7-1		
+ - Overtime															

2020 GAME-BY-GAME POSTSEASON STATISTICS (STEELERS)

DATE	OPPONENT	P/S	RECEIVING					RUSHING					W/L	SCORE
			NO.	YDS.	AVG.	LG	TD	NO.	YDS.	AVG.	LG	TD		
01/10	Browns	S	5	59	11.8	29t	2	0	0	0.0	0	0	L	37-48
2020 TOTALS			1-1	5	59	11.8	29T	2	0	0	0.0	0	0-1	



73

CARLOS DAVIS

DEFENSIVE TACKLE

HEIGHT: 6-2

WEIGHT: 320

COLLEGE: Nebraska

BORN: Aug. 22, 1996 (25)

BIRTHPLACE: Blue Springs, MO

HOW ACQUIRED: D7 '20

NFL EXPERIENCE: 2nd year

REGULAR SEASON COMPARISON: DEFENSIVE - KANSAS CITY CHIEFS

DATE	OPP	W/L	GP/GS	TACKLES				ASST	SACK	YDS.	INT	TFL	PD	QBH	TD	MISC		
				TOT	SOLO											FF	FR	FR
12/26/21	PIT @ KC	L	P	3	1			2	0.0	0.0	0	1	0	0	0	0	0	0
TOTALS		0/1	1/0	3	1			2	0.0	0.0	0	1	0	0	0	0	0	0

CARLOS DAVIS' NFL REGULAR SEASON DEFENSIVE STATISTICS

DATE	TEAM	GP	GS	TACKLES								INTERCEPTIONS				O. FUMB			ST			MISC			
				TK	S	A	TFL	YDS	SK	YDS	QBH	NO	YDS	LG	TD	PD	FF	FR	TD	YDS	TK	S	A	FF	FR
2020	Steelers	7	0	6	4	2	1	4	0.0	0.0	0	0	0	0	0	0	0	0	0	0	0	0	0	0	0
2021	Steelers	4	0	5	3	2	1	0	0.0	0.0	0	0	0	0	0	0	0	0	0	0	0	0	0	0	0
NFL TOTALS		11	0	11	7	4	2	4	0.0	0.0	0	0	0	0	0	0	0	0	0	0	0	0	0	0	0

CARLOS DAVIS' NFL POSTSEASON DEFENSIVE STATISTICS

				TACKLES							INTERCEPTIONS					O. FUMB				ST				MISC				
DATE	TEAM	GP	GS	TK	S	A	TFL	YDS	SK	YDS	QBH	NO	YDS	LG	TD	PD	FF	FR	TD	YDS	TK	S	A	FF	FR	TD	S	A
2020	Steelers	1	0	0	0	0	0	0	0.0	0.0	0	0	0	0	0	0	0	0	0	0	0	0	0	0	0	0	0	0
NFL TOTALS		1	0	0	0	0	0	0	0.0	0.0	0	0	0	0	0	0	0	0	0	0	0	0	0	0	0	0	0	0

SINGLE-GAME HIGHS: DEFENSIVE

Total Tackles	3 at Kansas City Chiefs, Dec 26, 2021 2 vs. Indianapolis Colts, Dec 27, 2020 ...1 more at 2.	Tackles For Loss	1 at Kansas City Chiefs, Dec 26, 2021 1 at Dallas Cowboys, Nov 08, 2020
---------------	--	------------------	--

2021 GAME-BY-GAME REGULAR-SEASON STATISTICS (STEELERS)

DATE	OPPONENT	P/S	TACKLES				YDS	QBH	INTERCEPTIONS				O. FUMB			ST			MISC			W/L	SCORE
			TK	S	A	SK			NO	YDS	LG	TD	PD	FF	FR	TD	YDS	TK	S	A	FF	FR	
09/12	at Bills	P	1	1	0	0.0	0.0	0	0	0	0	0	0	0	0	0	0	0	0	0	0	W	23-16
09/19	Raiders								ON INACTIVE LIST													L	17-26
09/26	Bengals								ON INACTIVE LIST													L	10-24
10/03	at Packers								ON INACTIVE LIST													L	17-27
10/10	Broncos								ON INACTIVE LIST													W	27-19
10/17	Seahawks								ON INACTIVE LIST													W	23-20+
10/31	at Browns								INJURED RESERVE													W	15-10
11/08	Bears								INJURED RESERVE													W	29-27
11/14	Lions								INJURED RESERVE													T	16-16
11/21	at Chargers								INJURED RESERVE													L	37-41
11/28	at Bengals								INJURED RESERVE													L	10-41
12/05	Ravens								ON INACTIVE LIST													W	20-19
12/09	at Vikings								INACTIVE													L	28-36
12/19	Titans	P	1	1	0	0.0	0.0	0	0	0	0	0	0	0	0	0	0	0	0	0	0	W	19-13
12/26	at Chiefs	P	3	1	2	0.0	0.0	1	0	0	0	0	0	0	0	0	0	0	0	0	0	L	10-36
01/03	Browns	P	0	0	0	0.0	0.0	0	0	0	0	0	0	0	0	0	0	0	0	0	0	W	26-14
01/09	at Ravens								ON INACTIVE LIST													W	16-13+
2021 TOTALS		4-0	5	3	2	0.0	0.0	1	0	0	0	0	0	0	0	0	0	0	0	0	0	9-7-1	
+ - Overtime																							

2020 GAME-BY-GAME POSTSEASON STATISTICS (STEELERS)

			TACKLES							INTERCEPTIONS				O. FUMB			ST			MISC											
DATE	OPPONENT	P/S	TK	S	A	SK	YDS	TFL	YDS	QBH	NO	YDS	LG	TD	PD	FF	FR	TD	YDS	TK	S	A	FF	FR	TD	YDS	TK	S	A	W/L	SCORE
01/10	Browns	P	0	0	0	0.0	0.0	0	0	0	0	0	0	0	0	0	0	0	0	0	0	0	0	0	0	0	0	0	0	L	37-48
2020 TOTALS			1-0	0	0	0.0	0.0	0	0	0	0	0	0	0	0	0	0	0	0	0	0	0	0	0	0	0	0	0	0	0-1	



TERRELL EDMUNDS

SAFETY

HEIGHT: 6-1 BIRTHPLACE: Danville, VA
 WEIGHT: 217 HOW ACQUIRED: D1 '18
 COLLEGE: Virginia Tech NFL EXPERIENCE: 4th year
 BORN: Jan. 20, 1997 (24)

REGULAR SEASON COMPARISON: DEFENSIVE - KANSAS CITY CHIEFS

DATE	OPP	W/L	GP/GS	TOT	TACKLES SOLO	ASST	SACK	YDS.	INT	TFL	PD	QBH	TD	MISC FF	FR
9/16/18	PIT vs. KC	L	P	3	3	3	0	0.0	0.0	0	0	0	0	0	0
12/26/21	PIT @ KC	L	S	5	2	3	0	0.0	0.0	0	0	0	0	0	0
TOTALS		0/2	2/1	8	5	3	0	0.0	0.0	0	0	0	0	0	0

TERRELL EDMUNDS' NFL REGULAR SEASON DEFENSIVE STATISTICS

DATE	TEAM	GP	GS	TK	S	TACKLES					INTERCEPTIONS					O. FUMB					ST			FR		MISC	
						A	TFL	YDS	SK	YDS	QBH	NO	YDS	LG	TD	PD	FF	TFL	YDS	TK	S	A	FF	FR	S	A	
2018	Steelers	16	15	73	52	21	1	9	1.0	9.0	3	1	35	35	0	4	0	1	0	0	5	3	2	0	0	0	0
2019	Steelers	16	16	105	71	34	2	7	0.0	0.0	2	0	0	0	3	0	0	0	0	0	0	0	0	0	0	0	
2020	Steelers	15	12	68	46	22	1	11	1.0	11.0	1	2	11	7	0	8	0	0	0	0	0	0	0	0	0	0	
2021	Steelers	17	17	89	63	26	8	29	1.0	13.0	1	2	15	15	0	6	0	0	0	0	0	0	0	0	0	0	
NFL TOTALS		64	60	335	232	103	12	56	3.0	33.0	7	5	61	35	0	21	0	1	0	0	5	3	2	0	0	0	0

TERRELL EDMUNDS' NFL POSTSEASON DEFENSIVE STATISTICS

		TACKLES										INTERCEPTIONS					O. FUMB				ST				MISC		
DATE	TEAM	GP	GS	TK	S	A	TFL	YDS	SK	YDS	QBH	NO	YDS	LG	TD	PD	FF	FR	TD	YDS	TK	S	A	FF	FR	S	A
2020	Steelers	1	1	6	3	3	1	1	0.0	0.0	0	0	0	0	0	1	0	0	0	0	0	0	0	0	0	0	0
NFL TOTALS		1	1	6	3	3	1	1	0.0	0.0	0	0	0	0	0	1	0	0	0	0	0	0	0	0	0	0	0

SINGLE-GAME HIGHS: DEFENSIVE

Total Tackles	11 vs. Buffalo Bills, Dec 15, 2019	Tackles For Loss	2 vs. Tennessee Titans, Dec 19, 2021
	11 vs. Seattle Seahawks, Sep 15, 2019		2 vs. Detroit Lions, Nov 14, 2021
Sacks	1.0 vs. Detroit Lions, Nov 14, 2021		...1 more at 2.
	1.0 vs. Denver Broncos, Sep 20, 2020	Interceptions	2 at Jacksonville Jaguars, Nov 22, 2020
	...1 more at 1.0.		1 at Baltimore Ravens, Jan 09, 2022
Passes Defensed	3 at Baltimore Ravens, Jan 09, 2022		...2 more at 1.
	2 at Jacksonville Jaguars, Nov 22, 2020	Interception Return Yards	35 at Tampa Bay Buccaneers, Sep 24, 2018
	...1 more at 2.		15 vs. Cincinnati Bengals, Sep 26, 2021
Fumble Recoveries	1 vs. Baltimore Ravens, Sep 30, 2018	Special Teams Tackles	1 vs. Cincinnati Bengals, Dec 30, 2018
			1 vs. Los Angeles Chargers, Dec 02, 2018
			...3 more at 1.

SINGLE-GAME HIGHS - POSTSEASON: DEFENSIVE

Total Tackles	6 vs. Cleveland Browns, Jan 10, 2021	Tackles For Loss	1 vs. Cleveland Browns, Jan 10, 2021
Passes Defensed	1 vs. Cleveland Browns, Jan 10, 2021		

2021 GAME-BY-GAME REGULAR-SEASON STATISTICS (STEELERS)

DATE	OPPONENT	P/S	TACKLES								INTERCEPTIONS				O. FUMB			ST			MISC		W/L	SCORE			
			TK	S	A	SK	YDS	TFL	YDS	QBH	NO	YDS	LG	TD	PD	FF	FR	TD	YDS	TK	S	A			FF	FR	S
09/12	at Bills	S	5	4	1	0.0	0.0	0	0	0	0	0	0	0	0	0	0	0	0	0	0	0	0	0	W	23-16	
09/19	Raiders	S	6	5	1	0.0	0.0	2	2	0	0	0	0	0	0	0	0	0	0	0	0	0	0	0	L	17-26	
09/26	Bengals	S	5	2	3	0.0	0.0	1	0	1	15	15	0	1	0	0	0	0	0	0	0	0	0	0	L	10-24	
10/03	at Packers	S	7	6	1	0.0	0.0	0	0	0	0	0	0	0	0	0	0	0	0	0	0	0	0	0	L	17-27	
10/10	Broncos	S	7	4	3	0.0	0.0	0	0	0	0	0	0	0	0	0	0	0	0	0	0	0	0	0	W	27-19	
10/17	Seahawks	S	3	2	1	0.0	0.0	0	0	0	0	0	0	0	0	0	0	0	0	0	0	0	0	0	W	23-20+	
10/31	at Browns	S	5	4	1	0.0	0.0	0	0	0	0	0	0	0	0	0	0	0	0	0	0	0	0	0	W	15-10	
11/08	Bears	S	4	4	0	0.0	0.0	0	0	0	0	0	0	0	0	0	0	0	0	0	0	0	0	0	W	29-27	
11/14	Lions	S	5	4	1	1.0	13.0	2	16	1	0	0	0	1	0	0	0	0	0	0	0	0	0	0	T	16-16	
11/21	at Chargers	S	4	3	1	0.0	0.0	0	0	0	0	0	0	0	0	0	0	0	0	0	0	0	0	0	L	37-41	
11/28	at Bengals	S	6	5	0	0.0	0.0	1	4	0	0	0	0	0	0	0	0	0	0	0	0	0	0	0	L	10-41	
12/05	Ravens	S	4	3	1	0.0	0.0	0	0	0	0	0	0	0	0	0	0	0	0	0	0	0	0	0	W	20-19	
12/09	at Vikings	S	5	4	1	0.0	0.0	0	0	0	0	0	0	1	0	0	0	0	0	0	0	0	0	0	L	28-36	
12/19	Titans	S	10	7	3	0.0	0.0	2	7	0	0	0	0	0	0	0	0	0	0	0	0	0	0	0	W	19-13	
12/26	at Chiefs	S	5	2	3	0.0	0.0	0	0	0	0	0	0	0	0	0	0	0	0	0	0	0	0	0	L	10-36	
01/03	Browns	S	5	1	4	0.0	0.0	0	0	0	0	0	0	0	0	0	0	0	0	0	0	0	0	0	W	26-14	
01/09	at Ravens	S	3	3	0	0.0	0.0	0	0	0	1	0	0	0	3	0	0	0	0	0	0	0	0	0	W	16-13+	
2021 TOTALS		17-17	89	63	26	1.0	13.0	8	29	1	2	15	15	0	6	0	0	0	0	0	0	0	0	0	0	9-7-1	
+ Overtime																											

2020 GAME-BY-GAME POSTSEASON STATISTICS (STEELERS)

			TACKLES								INTERCEPTIONS					O. FUMB				ST				MISC				
DATE	OPPONENT	P/S	TK	S	A	SK	YDS	TFL	YDS	QBH	NO	YDS	LG	TD	PD	FF	FR	TD	YDS	TK	S	A	FF	FR	S	A	W/L	SCORE
01/10	Browns	S	6	3	3	0.0	0.0	1	1	0	0	0	0	0	1	0	0	0	0	0	0	0	0	0	0	0	L	37-48
2020 TOTALS		1-1	6	3	3	0.0	0.0	1	1	0	0	0	0	0	1	0	0	0	0	0	0	0	0	0	0	0	0-1	



MINKAH FITZPATRICK

SAFETY

HEIGHT: 6-1 BIRTHPLACE: Old Bridge, NJ

WEIGHT: 207 HOW ACQUIRED: TR '19 (MIA)

COLLEGE: Alabama NFL EXPERIENCE: 4th year

BORN: Nov. 17, 1996 (25)



'19 '20 '19 '20

REGULAR SEASON COMPARISON: DEFENSIVE - KANSAS CITY CHIEFS

DATE	OPP	W/L	GP/GS	TOT	TACKLES SOLO	ASST	SACK	YDS.	INT	TFL	PD	QBH	TD	MISC FF	FR
12/26/21	PIT @ KC	L	S	12	5	7	0.0	0.0	0	0	1	0	0	0	0
TOTALS		0/1	1/1	12	5	7	0.0	0.0	0	0	1	0	0	0	0

MINKAH FITZPATRICK'S NFL REGULAR SEASON DEFENSIVE STATISTICS

DATE	TEAM	GP	GS	TK	S	A	TFL	YDS	SK	YDS	QBH	NO	YDS	LG	TD	PD	FF	FR	TD	YDS	TK	S	A	FF	FR	S	A
2018	Dolphins	16	11	79	50	29	2	5	0.0	0.0	0	2	64	50t	1	9	0	0	0	0	1	1	0	0	0	0	0
2019	Dolphins	2	2	11	7	4	0	0	0.0	0.0	0	0	0	0	0	1	1	0	0	0	1	1	0	0	0	0	0
Went from Miami to Pittsburgh.																											
2019	Steelers	14	14	57	36	21	1	1	0.0	0.0	1	5	130	96t	1	9	1	2	1	79	0	1	0	0	0	0	0
2019	TOTAL	16	16	68	43	25	1	1	0.0	0.0	1	5	130	96t	1	9	2	3	1	79	1	1	0	0	0	0	0
2020	Steelers	16	16	79	60	19	1	1	0.0	0.0	0	4	77	37	1	11	1	1	0	-1	0	0	0	0	0	0	0
2021	Steelers	16	16	124	84	40	1	1	0.0	0.0	0	2	18	18	0	7	1	1	0	-1	0	0	0	0	0	0	0
NFL TOTALS		64	59	350	237	113	5	8	0.0	0.0	1	13	289	96t	3	36	4	5	1	77	2	2	0	0	0	0	0

MINKAH FITZPATRICK'S NFL POSTSEASON DEFENSIVE STATISTICS

DATE	TEAM	GP	GS	TK	S	A	TFL	YDS	SK	YDS	QBH	NO	YDS	LG	TD	PD	FF	FR	TD	YDS	TK	S	A	FF	FR	S	A
2020	Steelers	1	1	6	4	2	0	0	0.0	0.0	0	0	0	0	0	0	0	0	0	0	0	0	0	0	0	0	0
NFL TOTALS		1	1	6	4	2	0	0	0.0	0.0	0	0	0	0	0	0	0	0	0	0	0	0	0	0	0	0	0

SINGLE-GAME HIGHS: DEFENSIVE

Total Tackles	14 vs. Tennessee Titans, Dec 19, 2021 12 at Kansas City Chiefs, Dec 26, 2021	Tackles For Loss	1 vs. Denver Broncos, Oct 10, 2021 1 at Cincinnati Bengals, Dec 21, 2020 ...3 more at 1.
Passes Defensed	2 vs. Baltimore Ravens, Dec 02, 2020 2 at Jacksonville Jaguars, Nov 22, 2020 ...6 more at 2.	Interceptions	2 at Jacksonville Jaguars, Nov 22, 2020 2 vs. Miami Dolphins, Oct 28, 2019
Forced Fumbles	1 vs. Seattle Seahawks, Oct 17, 2021 1 at Baltimore Ravens, Nov 01, 2020 ...2 more at 1.	Interception Return Yards	96 vs. Indianapolis Colts, Nov 03, 2019 50 at Minnesota Vikings, Dec 16, 2018
Fumble Recoveries	1 vs. Tennessee Titans, Dec 19, 2021 1 at Dallas Cowboys, Nov 08, 2020 ...3 more at 1.	Special Teams Tackles	1 vs. Baltimore Ravens, Sep 08, 2019 1 vs. Detroit Lions, Oct 21, 2018

SINGLE-GAME HIGHS - POSTSEASON: DEFENSIVE


Total Tackles	6 vs. Cleveland Browns, Jan 10, 2021
---------------	--------------------------------------

2021 GAME-BY-GAME REGULAR-SEASON STATISTICS (STEELERS)

DATE	OPPONENT	P/S	TACKLES						INTERCEPTIONS				O. FUMB.				ST				MISC		W/L	SCORE				
			TK	S	A	SK	YDS	TFL	YDS	QBH	NO	YDS	LG	TD	PD	FF	FR	TD	YDS	TK	S	A			FF	FR	S	A
09/12	at Bills	S	10	6	4	0.0	0.0	0	0	0	0	0	0	0	0	0	0	0	0	0	0	0	0	0	W	23-16		
09/19	Raiders	S	6	4	2	0.0	0.0	0	0	0	0	0	0	0	0	0	0	0	0	0	0	0	0	0	L	17-26		
09/26	Bengals	S	4	3	1	0.0	0.0	0	0	0	0	0	0	0	0	0	0	0	0	0	0	0	0	0	L	10-24		
10/03	at Packers	S	8	6	2	0.0	0.0	0	0	0	0	0	0	0	0	0	0	0	0	0	0	0	0	0	L	17-27		
10/10	Broncos	S	10	5	5	0.0	0.0	1	1	0	0	0	0	0	0	0	0	0	0	0	0	0	0	0	W	27-19		
10/17	Seahawks	S	9	7	2	0.0	0.0	0	0	0	0	0	0	0	1	0	0	0	0	0	0	0	0	0	W	23-20+		
10/31	at Browns	S	4	3	1	0.0	0.0	0	0	0	0	0	0	1	0	0	0	0	0	0	0	0	0	0	W	15-10		
11/08	Bears	S	8	8	0	0.0	0.0	0	0	0	0	0	0	0	0	0	0	0	0	0	0	0	0	0	W	29-27		
11/14	Lions	S	5	2	3	0.0	0.0	0	0	0	0	0	0	0	0	0	0	0	0	0	0	0	0	0	T	16-16		
11/21	at Chargers									RESERVE/COVID-19																	L	37-41
11/28	at Bengals	S	9	5	4	0.0	0.0	0	0	0	1	18	18	0	1	0	0	0	0	0	0	0	0	0	0	L	10-41	
12/05	Ravens	S	9	7	2	0.0	0.0	0	0	0	1	0	0	0	1	0	0	0	0	0	0	0	0	0	0	W	20-19	
12/09	at Vikings	S	6	3	3	0.0	0.0	0	0	0	0	0	0	0	0	0	0	0	0	0	0	0	0	0	0	L	28-36	
12/19	Titans	S	14	12	2	0.0	0.0	0	0	0	0	0	0	0	0	1	0	0	-1	0	0	0	0	0	0	W	19-13	
12/26	at Chiefs	S	12	5	7	0.0	0.0	0	0	0	0	0	0	0	1	0	0	0	0	0	0	0	0	0	0	L	10-36	
01/03	Browns	S	4	3	1	0.0	0.0	0	0	0	0	0	0	0	1	0	0	0	0	0	0	0	0	0	0	W	26-14	
01/09	at Ravens	S	6	5	1	0.0	0.0	0	0	0	0	0	0	0	1	0	0	0	0	0	0	0	0	0	0	W	16-13+	
2021 TOTALS		16-16	124	84	40	0.0	0.0	1	1	0	2	18	18	0	7	1	1	0	-1	0	0	0	0	0	0	9-7-1		
±: Overtime																												

2020 GAME-BY-GAME POSTSEASON STATISTICS (STEELERS)

			TACKLES								INTERCEPTIONS							O. FUMB				ST				MISC				
DATE	OPPONENT	P/S	TK	S	A	SK	YDS	TFL	YDS	QBH	NO	YDS	LG	TD	PD	FF	FR	TD	YDS	TK	S	A	FF	FR	S	A	W/L	SCORE		
01/10	Browns	S	6	4	2	0.0	0.0	0	0	0	0	0	0	0	0	0	0	0	0	0	0	0	0	0	0	0	L	37-48		
2020 TOTALS		1-1	6	4	2	0.0	0.0	0	0	0	0	0	0	0	0	0	0	0	0	0	0	0	0	0	0	0	0-1			



88

PAT FREIERMUTH

(Friar-mooth)

TIGHT END

HEIGHT: 6-5

WEIGHT: 258

COLLEGE: Penn State

BORN: Oct. 25, 1998 (23)

BIRTHPLACE Merrimac, MA

HOW ACQUIRED: D2 '21

NFL EXPERIENCE: R

PAT FREIERMUTH'S NFL REGULAR SEASON RUSHING/RECEIVING STATISTICS

DATE	TEAM	GP	GS	RECEIVING				TD	RUSHING				TD
				NO.	YDS.	AVG.	LG		NO.	YDS.	AVG.	LG	
2021	Steelers	16	9	60	497	8.3	24	7	0	0	0.0	0	0
NFL TOTALS		16	9	60	497	8.3	24	7	0	0	0.0	0	0

PAT FREIERMUTH'S NFL REGULAR SEASON RETURN STATISTICS

DATE	TEAM	KICKOFF RETURNS				PUNT RETURNS				TD
		RET.	YDS.	AVG.	LG	NO.	FC	YDS.	AVG.	
2021	Steelers	0	0	0.0	0	0	0	0	0.0	0
NFL TOTALS		0	0	0.0	0	0	0	0	0.0	0

SINGLE-GAME HIGHS: RECEIVING

Receptions	7 vs. Seattle Seahawks, Oct 17, 2021 6 at Baltimore Ravens, Jan 09, 2022	All-Purpose Yards	58 vs. Seattle Seahawks, Oct 17, 2021 53 at Baltimore Ravens, Jan 09, 2022
Receiving Yards	58 vs. Seattle Seahawks, Oct 17, 2021 53 at Baltimore Ravens, Jan 09, 2022	Most TDs	2 vs. Chicago Bears, Nov 08, 2021 1 at Minnesota Vikings, Dec 09, 2021 ...4 more at 1.
Longest Receptions	24 at Buffalo Bills, Sep 12, 2021 22 at Cleveland Browns, Oct 31, 2021 2 vs. Chicago Bears, Nov 08, 2021 1 at Minnesota Vikings, Dec 09, 2021 ...4 more at 1.	Receiving Average	11.0 at Cleveland Browns, Oct 31, 2021 10.0 at Cincinnati Bengals, Nov 28, 2021

2021 GAME-BY-GAME REGULAR-SEASON STATISTICS (STEELERS)

DATE	OPPONENT	P/S	RECEIVING					RUSHING					W/L/T	SCORE
			NO.	YDS.	AVG.	LG	TD	NO.	YDS.	AVG.	LG	TD		
09/12	at Bills	S	1	24	24.0	24	0	0	0	0.0	0	0	W	23-16
09/19	Raiders	S	4	36	9.0	14	0	0	0	0.0	0	0	L	17-26
09/26	Bengals	P	3	22	7.3	15	1	0	0	0.0	0	0	L	10-24
10/03	at Packers	S	1	11	11.0	11	0	0	0	0.0	0	0	L	17-27
10/10	Broncos	P	2	7	3.5	4	0	0	0	0.0	0	0	W	27-19
10/17	Seahawks	P	7	58	8.3	12	0	0	0	0.0	0	0	W	23-20
10/31	at Browns	P	4	44	11.0	22	1	0	0	0.0	0	0	W	15-10
11/08	Bears	S	5	43	8.6	13	2	0	0	0.0	0	0	W	29-27
11/14	Lions	S	5	31	6.2	10	0	0	0	0.0	0	0	T	16-16
11/21	at Chargers	S	4	11	2.8	5t	1	0	0	0.0	0	0	L	37-41
11/28	at Bengals	S	4	40	10.0	15t	1	0	0	0.0	0	0	L	10-41
12/05	Ravens	S	3	26	8.7	17	0	0	0	0.0	0	0	W	20-19
12/09	at Vikings	P	2	32	16.0	17	1	0	0	0.0	0	0	L	28-36
12/19	Titans	S	4	37	9.3	14	0	0	0	0.0	0	0	W	19-13
12/26	at Chiefs							ON INACTIVE LIST					L	10-36
01/03	Browns	P	5	22	4.4	12	0	0	0	0.0	0	0	W	26-14
01/09	at Ravens	P	6	53	8.8	14	0	0	0	0.0	0	0	W	16-13+
2021 TOTALS		16-9	60	497	8.3	24	7	0	0	0.0	0	0	9-7-1	

+ - Overtime



81

ZACH GENTRY

TIGHT END

HEIGHT: 6-8

BIRTHPLACE: Albuquerque, NM

WEIGHT: 265

HOW ACQUIRED: D5 '19

COLLEGE: Michigan

NFL EXPERIENCE: 3rd year

BORN: Sep. 10, 1996 (25)

REGULAR SEASON COMPARISON: RECEIVING - KANSAS CITY CHIEFS

DATE	OPP	W/L	GP/GS	REC	YDS.	AVG.	TD	LG	TGTS	YAC
12/26/21	PIT @ KC	L	S	4	31	7.8	0	12	4	15
TOTALS		0/1	1/1	4	31	7.8	0	12	4	15

ZACH GENTRY'S NFL REGULAR SEASON RUSHING/RECEIVING STATISTICS

DATE	TEAM	GP	GS	RECEIVING					RUSHING				
				NO.	YDS.	AVG.	LG	TD	NO.	YDS.	AVG.	LG	TD
2019	Steelers	4	0	1	4	4.0	4	0	0	0	0.0	0	0
2020	Steelers	2	1	0	0	0.0	0	0	0	0	0.0	0	0
2021	Steelers	17	12	19	167	8.8	25	0	0	0	0.0	0	0
NFL TOTALS		23	13	20	171	8.6	25	0	0	0	0.0	0	0

ZACH GENTRY'S NFL POSTSEASON RUSHING/RECEIVING STATISTICS

DATE	TEAM	GP	GS	RECEIVING					RUSHING				
				NO.	YDS.	AVG.	LG	TD	NO.	YDS.	AVG.	LG	TD
2020	Steelers	0	0	0	0	0.0	0	0	0	0	0.0	0	0
NFL TOTALS		0	0	0	0	0.0	0	0	0	0	0.0	0	0

ZACH GENTRY'S NFL REGULAR SEASON RETURN STATISTICS

DATE	TEAM	RET.	KICKOFF RETURNS					PUNT RETURNS					
			YDS.	AVG.	LG	TD		NO.	FC	YDS.	AVG.	LG	TD
2019	Steelers	0	0	0.0	0	0		0	0	0	0.0	0	0
2020	Steelers	0	0	0.0	0	0		0	0	0	0.0	0	0
2021	Steelers	0	0	0.0	0	0		0	0	0	0.0	0	0
NFL TOTALS		0	0	0.0	0	0		0	0	0	0.0	0	0

ZACH GENTRY'S NFL POSTSEASON RETURN STATISTICS

DATE	TEAM	RET.	KICKOFF RETURNS					PUNT RETURNS					
			YDS.	AVG.	LG	TD		NO.	FC	YDS.	AVG.	LG	TD
2020	Steelers	0	0	0.0	0	0		0	0	0	0.0	0	0
NFL TOTALS		0	0	0.0	0	0		0	0	0	0.0	0	0

SINGLE-GAME HIGHS: RECEIVING

Receptions	4 at Baltimore Ravens, Jan 09, 2022 4 at Kansas City Chiefs, Dec 26, 2021	All-Purpose Yards	39 at Baltimore Ravens, Jan 09, 2022 39 at Cleveland Browns, Oct 31, 2021
Receiving Yards	39 at Baltimore Ravens, Jan 09, 2022 39 at Cleveland Browns, Oct 31, 2021	Miscellaneous Tackles	1 at San Francisco 49ers, Sep 22, 2019
Longest Receptions	25 at Baltimore Ravens, Jan 09, 2022 24 at Cleveland Browns, Oct 31, 2021	Receiving Average	13.0 at Cleveland Browns, Oct 31, 2021 9.8 at Baltimore Ravens, Jan 09, 2022

2021 PITTSBURGH STEELERS

90

UPDATED PLAYER BIOS

2021 GAME-BY-GAME REGULAR-SEASON STATISTICS (STEELERS)

DATE	OPPONENT	P/S	RECEIVING					RUSHING					W/L/T	SCORE
			NO.	YDS.	AVG.	LG	TD	NO.	YDS.	AVG.	LG	TD		
09/12	at Bills	P	1	-2	-2.0	-2	0	0	0	0.0	0	0	W	23-16
09/19	Raiders	P	0	0	0.0	0	0	0	0	0.0	0	0	L	17-26
09/26	Bengals	S	0	0	0.0	0	0	0	0	0.0	0	0	L	10-24
10/03	at Packers	P	1	10	10.0	10	0	0	0	0.0	0	0	L	17-27
10/10	Broncos	S	1	13	13.0	13	0	0	0	0.0	0	0	W	27-19
10/17	Seahawks	S	0	0	0.0	0	0	0	0	0.0	0	0	W	23-20+
10/31	at Browns	S	3	39	13.0	24	0	0	0	0.0	0	0	W	15-10
11/08	Bears	S	0	0	0.0	0	0	0	0	0.0	0	0	W	29-27
11/14	Lions	P	0	0	0.0	0	0	0	0	0.0	0	0	T	16-16
11/21	at Chargers	P	0	0	0.0	0	0	0	0	0.0	0	0	L	37-41
11/28	at Bengals	S	1	10	10.0	10	0	0	0	0.0	0	0	L	10-41
12/05	Ravens	S	2	10	5.0	5	0	0	0	0.0	0	0	W	20-19
12/09	at Vikings	S	0	0	0.0	0	0	0	0	0.0	0	0	L	28-36
12/19	Titans	S	1	17	17.0	17	0	0	0	0.0	0	0	W	19-13
12/26	at Chiefs	S	4	31	7.8	12	0	0	0	0.0	0	0	L	10-36
01/03	Browns	S	1	0	0.0	0	0	0	0	0.0	0	0	W	26-14
01/09	at Ravens	S	4	39	9.8	25	0	0	0	0.0	0	0	W	16-13+
2021 TOTALS		17-12	19	167	8.8	25	0	0	0	0.0	0	0	9-7-1	
+ - Overtime														

2020 GAME-BY-GAME POSTSEASON STATISTICS (STEELERS)

			RECEIVING					RUSHING							
DATE	OPPONENT	P/S	NO.	YDS.	AVG.	LG	TD	NO.	YDS.	AVG.	LG	TD	W/L	SCORE	
01/10	Browns		DID NOT PLAY											L	37-48
2020 TOTALS		0-0	0	0	0.0	0	0	0	0	0.0	0	0	0-1		



ULYSEES GILBERT III

INSIDE LINEBACKER

HEIGHT: 6-0
BIRTHPLACE: Ocala, FL
WEIGHT: 230
HOW ACQUIRED: D6c '19
COLLEGE: Akron
NFL EXPERIENCE: 3rd year
BORN: Aug. 9, 1997 (24)

REGULAR SEASON COMPARISON: DEFENSIVE - KANSAS CITY CHIEFS

DATE	OPP	W/L	GP/GS	TACKLES				ASST	SACK	YDS.	INT	TFL	PD	QBH	TD	MISC		
				TOT	SOLO											FF	FR	
12/26/21	PIT @ KC	L	P	1	1			0	0.0	0.0	0	0	0	0	0	0	0	0
TOTALS		0/1	1/0	1	1			0	0.0	0.0	0	0	0	0	0	0	0	0

ULYSEES GILBERT III'S NFL REGULAR SEASON DEFENSIVE STATISTICS

TACKLES														INTERCEPTIONS				O. FUMB				ST				MISC			
DATE	TEAM	GP	GS	TK	S	A	TFL	YDS	SK	YDS	QBH	NO	YDS	LG	TD	PD	FF	FR	TD	YDS	TK	S	A	FF	FR	S	A		
2019	Steelers	7	0	0	0	0	0	0	0.0	0.0	0	0	0	0	0	0	0	0	0	0	5	3	2	0	0	0	0		
2020	Steelers	4	0	2	2	0	0	0	0.0	0.0	0	0	0	0	0	0	0	0	0	0	3	1	2	0	0	0	0		
2021	Steelers	17	0	2	2	0	0	0	0.0	0.0	0	0	0	0	0	0	0	0	0	0	13	9	4	0	0	0	0		
NFL TOTALS		28	0	4	4	0	0	0	0.0	0.0	0	0	0	0	0	0	0	0	0	0	21	13	8	0	0	0	0		

ULYSEES GILBERT III'S NFL POSTSEASON DEFENSIVE STATISTICS

				TACKLES							INTERCEPTIONS					O. FUMB				ST				MISC				
DATE	TEAM	GP	GS	TK	S	A	TFL	YDS	SK	YDS	QBH	NO	YDS	LG	TD	PD	FF	FR	TD	YDS	TK	S	A	FF	FR	TD	S	A
2020	Steelers	0	0	0	0	0	0	0	0.0	0.0	0	0	0	0	0	0	0	0	0	0	0	0	0	0	0	0	0	0
NFL TOTALS		0	0	0	0	0	0	0	0.0	0.0	0	0	0	0	0	0	0	0	0	0	0	0	0	0	0	0	0	0

SINGLE-GAME HIGHS: DEFENSIVE

Total Tackles 2 at Buffalo Bills, Dec 13, 2020
1 vs. Cleveland Browns, Jan 03, 2022
...1 more at 1.

Special Teams Tackles 3 vs. Cleveland Browns, Jan 03, 2022
2 at Baltimore Ravens, Jan 09, 2022
...3 more at 2.

2021 GAME-BY-GAME REGULAR-SEASON STATISTICS (STEELERS)

DATE	OPPONENT	P/S	TACKLES								INTERCEPTIONS				O. FUMB				ST				MISC		W/L	SCORE	
			TK	S	A	SK	YDS	TFL	YDS	QBH	NO	YDS	LG	TD	PD	FF	FR	TD	YDS	TK	S	A	FF	FR			S
09/12	at Bills	P	0	0	0	0.0	0.0	0	0	0	0	0	0	0	0	0	0	0	1	1	0	0	0	0	0	W	23-16
09/19	Raiders	P	0	0	0	0.0	0.0	0	0	0	0	0	0	0	0	0	0	0	0	0	0	0	0	0	0	L	17-26
09/26	Bengals	P	0	0	0	0.0	0.0	0	0	0	0	0	0	0	0	0	0	0	0	0	0	0	0	0	0	L	10-24
10/03	at Packers	P	0	0	0	0.0	0.0	0	0	0	0	0	0	0	0	0	0	0	0	0	0	0	0	0	0	L	17-27
10/10	Broncos	P	0	0	0	0.0	0.0	0	0	0	0	0	0	0	0	0	0	0	1	0	1	0	0	0	0	W	27-19
10/17	Seahawks	P	0	0	0	0.0	0.0	0	0	0	0	0	0	0	0	0	0	0	1	0	1	0	0	0	0	W	23-20+
10/31	at Browns	P	0	0	0	0.0	0.0	0	0	0	0	0	0	0	0	0	0	0	0	0	0	0	0	0	0	W	15-10
11/08	Bears	P	0	0	0	0.0	0.0	0	0	0	0	0	0	0	0	0	0	0	1	1	0	0	0	0	0	W	29-27
11/14	Lions	P	0	0	0	0.0	0.0	0	0	0	0	0	0	0	0	0	0	0	0	0	0	0	0	0	0	T	16-16
11/21	at Chargers	P	0	0	0	0.0	0.0	0	0	0	0	0	0	0	0	0	0	0	0	0	0	0	0	0	0	L	37-41
11/28	at Bengals	P	0	0	0	0.0	0.0	0	0	0	0	0	0	0	0	0	0	0	0	0	0	0	0	0	0	L	10-41
12/05	Ravens	P	0	0	0	0.0	0.0	0	0	0	0	0	0	0	0	0	0	0	0	0	0	0	0	0	0	W	20-19
12/09	at Vikings	P	0	0	0	0.0	0.0	0	0	0	0	0	0	0	0	0	0	0	1	1	0	0	0	0	0	L	28-36
12/19	Titans	P	0	0	0	0.0	0.0	0	0	0	0	0	0	0	0	0	0	0	1	1	0	0	0	0	0	W	19-13
12/26	at Chiefs	P	1	1	0	0.0	0.0	0	0	0	0	0	0	0	0	0	0	0	1	1	0	0	0	0	0	L	10-36
01/03	Browns	P	1	1	0	0.0	0.0	0	0	0	0	0	0	0	0	0	0	0	3	3	0	0	0	0	0	W	26-14
01/09	at Ravens	P	0	0	0	0.0	0.0	0	0	0	0	0	0	0	0	0	0	0	2	1	1	0	0	0	0	W	16-13+
2021 TOTALS		17-0	2	2	0	0.0	0.0	0	0	0	0	0	0	0	0	0	0	0	13	9	4	0	0	0	0	9-7-1	
+ - Overtime																											

2020 GAME-BY-GAME POSTSEASON STATISTICS (STEELERS)

DATE	OPPONENT	P/S	TACKLES							INTERCEPTIONS					O. FUMB			ST			MISC		W/L	SCORE				
			TK	S	A	SK	YDS	TFL	YDS	QBH	NO	YDS	LG	TD	PD	FF	FR	TD	YDS	TK	S	A			FF	FR	S	A
			DID NOT PLAY																									
01/10	Browns																								L	37-48		
2020 TOTALS			0	0	0	0.0	0.0	0	0	0	0	0	0	0	0	0	0	0	0	0	0	0	0	0	0	0-1		



53

KENDRICK GREEN

CENTER

HEIGHT: 6-4

WEIGHT: 315

COLLEGE: Illinois

BORN: Dec. 22, 1998 (23)

BIRTHPLACE Peoria, IL

HOW ACQUIRED: D3 '21

NFL EXPERIENCE: R

KENDRICK GREEN'S NFL REGULAR SEASON STATISTICS

DATE	TEAM	GP	GS
2021	Steelers	15	15
NFL TOTALS		15	15

2021 GAME-BY-GAME REGULAR-SEASON STATISTICS (STEELERS)

DATE	OPPONENT	P/S	W/L/T	SCORE
09/12	at Bills	S	W	23-16
09/19	Raiders	S	L	17-26
09/26	Bengals	S	L	10-24
10/03	at Packers	S	L	17-27
10/10	Broncos	S	W	27-19
10/17	Seahawks	S	W	23-20+
10/31	at Browns	S	W	15-10
11/08	Bears	S	W	29-27
11/14	Lions	S	T	16-16
11/21	at Chargers	S	L	37-41
11/28	at Bengals	S	L	10-41
12/05	Ravens	S	W	20-19
12/09	at Vikings	S	L	28-36
12/19	Titans	S	W	19-13
12/26	at Chiefs	S	L	10-36
01/03	Browns		W	26-14
01/09	at Ravens		W	16-13+
2021 TOTALS		15-15	9-7-1	

+ - Overtime



JOE HADEN
CORNERBACK

HEIGHT: 5-11 BIRTHPLACE: Fort Washington, MD
WEIGHT: 195 HOW ACQUIRED: FA '17
COLLEGE: Florida NFL EXPERIENCE: 12th year
BORN: Apr. 14, 1989 (32)



REGULAR SEASON COMPARISON: DEFENSIVE - KANSAS CITY CHIEFS

DATE	OPP	W/L	GP/GS	TACKLES			SACK	YDS.	INT	TFL	PD	QBH	TD	MISC		
				TOT	SOLO	ASST								FF	FR	FR
9/19/10	CLV vs. KC	L	P	5	2	1	0.0	0.0	0	0	0	0	0	0	0	0
12/9/12	CLV vs. KC	W	S	4	3	1	0.0	0.0	0	0	0	0	0	0	0	0
10/27/13	CLV @ KC	L	S	3	3	0	0.0	0.0	0	0	2	0	0	0	0	0
10/15/17	PIT @ KC	W	S	3	3	0	0.0	0.0	0	0	1	0	0	0	0	0
12/26/21	PIT @ KC	L	S	4	3	1	0.0	0.0	0	0	0	0	0	0	0	0
TOTALS		2/3	5/4	16	13	3	0.0	0.0	0	0	3	0	0	0	0	0

JOE HADEN'S NFL REGULAR SEASON DEFENSIVE STATISTICS

DATE	TEAM	GP	GS	TK	S	TACKLES					INTERCEPTIONS					O. FUMB			ST			MISC				
						A	TFL	YDS	SK	YDS	QBH	NO	YDS	LG	TD	PD	FF	FR	TD	YDS	TK	S	A	FF	FR	S
2010	Browns	16	7	56	49	7	0	0	1.0	5.0	0	6	101	62	0	18	1	0	0	8	8	0	0	0	0	
2011	Browns	15	15	65	53	12	2	0	1.0	0.0	1	0	0	0	0	19	1	1	0	0	0	0	0	0	0	
2012	Browns	11	11	51	40	11	0	0	0.0	0.0	0	3	64	50	0	11	1	0	0	0	0	0	0	0	0	
2013	Browns	15	15	54	43	11	0	0	0.0	0.0	0	4	57	29	1	20	0	0	0	0	0	0	0	0	0	
2014	Browns	15	15	73	58	15	1	3	0.0	0.0	0	3	0	0	20	1	2	0	34	0	0	0	0	0	0	
2015	Browns	5	5	22	18	4	0	0	0.0	0.0	0	0	0	0	2	0	1	0	0	0	0	0	0	0	0	
2016	Browns	13	13	48	37	11	0	0	0.0	0.0	0	3	9	9	0	11	0	0	0	0	0	0	0	0	0	
2017	Browns	1	1	0	0	0	0	0	0.0	0.0	0	0	0	0	0	0	0	0	0	0	0	0	0	0	0	
Went from Cleveland to Pittsburgh.																										
2017	Steelers	10	10	20	18	2	1	3	1.0	3.0	1	1	1	1	0	7	0	0	0	0	0	0	0	0	0	0
2017	TOTAL	11	11	20	18	2	1	3	1.0	3.0	1	1	1	1	0	7	0	0	0	0	0	0	0	0	0	0
2018	Steelers	15	15	63	51	12	2	2	0.0	0.0	0	2	0	0	0	12	1	0	0	0	0	0	0	0	0	0
2019	Steelers	16	16	65	59	6	3	7	0.0	0.0	0	5	20	16	0	17	1	1	0	3	0	0	0	0	0	0
2020	Steelers	14	14	52	44	8	2	1	0.0	0.0	0	2	38	24	1	12	0	0	0	0	0	0	0	0	0	0
2021	Steelers	12	11	37	26	11	0	0	0.0	0.0	0	0	0	0	0	6	1	1	0	0	0	0	0	0	0	0
NFL TOTALS		158	148	606	496	110	11	16	3.0	8.0	2	29	290	62	2	155	7	6	0	37	8	8	0	0	0	0

JOE HADEN'S NFL POSTSEASON DEFENSIVE STATISTICS

DATE	TEAM	GP	GS	TK	S	TACKLES					YDS	QBH	INTERCEPTIONS				O. FUMB				ST				MISC			
						A	TFL	YDS	SK	NO			YDS	LG	TD	PD	FF	FR	TD	YDS	TK	S	A	FF	FR	S	A	FF
2017	Steelers	1	1	4	4	0	0	0	0.0	0.0	0	0	0	0	0	1	0	0	0	0	0	0	0	0	0	0	0	
2020	Steelers	0	0	0	0	0	0	0	0.0	0.0	0	0	0	0	0	0	0	0	0	0	0	0	0	0	0	0		
NFL TOTALS		1	1	4	4	0	0	0	0.0	0.0	0	0	0	0	0	1	0	0	0	0	0	0	0	0	0	0	0	

SINGLE-GAME HIGHS: DEFENSIVE

Total Tackles	13 vs. Houston Texans, Nov 16, 2014 12 vs. New England Patriots, Dec 16, 2018	Tackles For Loss	2 vs. Cleveland Browns, Oct 28, 2018 1 vs. Baltimore Ravens, Dec 02, 2020 ...8 more at 1.
Sacks	1.0 vs. Pittsburgh Steelers, Sep 10, 2017 1.0 vs. Cincinnati Bengals, Sep 11, 2011 ...1 more at 1.0.	Interceptions	2 at Arizona Cardinals, Dec 08, 2019 2 vs. Baltimore Ravens, Sep 18, 2016 ...1 more at 2.
Passes Defensed	5 vs. Los Angeles Rams, Nov 10, 2019 5 vs. Cincinnati Bengals, Sep 11, 2011	Interception Return Yards	62 at Pittsburgh Steelers, Oct 17, 2010 50 vs. Philadelphia Eagles, Sep 09, 2012
Forced Fumbles	1 at Buffalo Bills, Sep 12, 2021 1 vs. Los Angeles Rams, Nov 10, 2019 ...5 more at 1.	Special Teams Tackles	2 vs. Cincinnati Bengals, Oct 03, 2010 2 vs. Kansas City Chiefs, Sep 19, 2010
Fumble Recoveries	1 vs. Tennessee Titans, Dec 19, 2021 1 at Baltimore Ravens, Dec 29, 2019 ...4 more at 1.	Longest Opponent's Fumble Return	34 vs. Oakland Raiders, Oct 26, 2014 3 at Baltimore Ravens, Dec 29, 2019

SINGLE-GAME HIGHS - POSTSEASON: DEFENSIVE

Total Tackles	4 vs. Jacksonville Jaguars, Jan 14, 2018	Passes Defensed	1 vs. Jacksonville Jaguars, Jan 14, 2018
---------------	--	-----------------	--

SINGLE-GAME HIGHS: RUSHING/RECEIVING

All-Purpose Yards	107 at Pittsburgh Steelers, Oct 17, 2010
Kickoff Returns	51 vs. New York Jets, Nov 14, 2010
Kickoff Return Yards	2 vs. New York Jets, Nov 14, 2010
Longest Kickoff Return	2 at Pittsburgh Steelers, Oct 17, 2010
Fair Catches	51 vs. New York Jets, Nov 14, 2010
	45 at Pittsburgh Steelers, Oct 17, 2010
	32 vs. New York Jets, Nov 14, 2010
	24 at Pittsburgh Steelers, Oct 17, 2010
	2 vs. Cincinnati Bengals, Dec 11, 2016
	1 at Dallas Cowboys, Nov 08, 2020

Punt Return Yards	13 vs. Baltimore Ravens, Sep 18, 2016
Longest Punt Return	5 vs. New England Patriots, Oct 09, 2016
Punt Returns	13 vs. Baltimore Ravens, Sep 18, 2016
Special Teams Tackles	5 vs. New England Patriots, Oct 09, 2016
Most TDs	1 vs. Baltimore Ravens, Sep 18, 2016
	2 vs. Cincinnati Bengals, Oct 03, 2010
	2 vs. Kansas City Chiefs, Sep 19, 2010
	1 vs. Baltimore Ravens, Dec 02, 2020
	1 at Cincinnati Bengals, Nov 17, 2013

2021 GAME-BY-GAME REGULAR-SEASON STATISTICS (STEELERS)


DATE	OPPONENT	P/S	TACKLES							INTERCEPTIONS					O. FUMB				ST				MISC		W/L	SCORE			
			TK	S	A	SK	YDS	TFL	YDS	QBH	NO	YDS	LG	TD	PD	FF	FR	TD	YDS	TK	S	A	FF	FR			S	A	
09/12	at Bills	S	5	3	2	0.0	0.0	0	0	0	0	0	0	0	1	0	0	0	0	0	0	0	0	0	0	W	23-16		
09/19	Raiders		ON INACTIVE LIST																									L	17-26
09/26	Bengals	S	2	1	1	0.0	0.0	0	0	0	0	0	0	0	0	0	0	0	0	0	0	0	0	0	0	L	10-24		
10/03	at Packers	S	5	2	3	0.0	0.0	0	0	0	0	0	0	1	0	0	0	0	0	0	0	0	0	0	0	L	17-27		
10/10	Broncos	S	5	3	2	0.0	0.0	0	0	0	0	0	0	1	0	0	0	0	0	0	0	0	0	0	0	W	27-19		
10/17	Seahawks	S	3	2	1	0.0	0.0	0	0	0	0	0	0	0	0	0	0	0	0	0	0	0	0	0	0	W	23-20+		
10/31	at Browns	S	2	2	0	0.0	0.0	0	0	0	0	0	0	1	0	0	0	0	0	0	0	0	0	0	0	W	15-10		
11/08	Bears	S	1	1	0	0.0	0.0	0	0	0	0	0	0	1	0	0	0	0	0	0	0	0	0	0	0	W	29-27		
11/14	Lions	S	1	1	0	0.0	0.0	0	0	0	0	0	0	1	0	0	0	0	0	0	0	0	0	0	0	T	16-16		
11/21	at Chargers		ON INACTIVE LIST																									L	37-41
11/28	at Bengals		ON INACTIVE LIST																									L	10-41
12/05	Ravens		ON INACTIVE LIST																									W	20-19
12/09	at Vikings		ON INACTIVE LIST																									L	28-36
12/19	Titans	S	2	2	0	0.0	0.0	0	0	0	0	0	0	0	0	1	0	0	0	0	0	0	0	0	0	W	19-13		
12/26	at Chiefs	S	4	3	1	0.0	0.0	0	0	0	0	0	0	0	0	0	0	0	0	0	0	0	0	0	0	L	10-36		
01/03	Browns	S	4	3	1	0.0	0.0	0	0	0	0	0	0	1	0	0	0	0	0	0	0	0	0	0	0	W	26-14		
01/09	at Ravens	P	3	3	0	0.0	0.0	0	0	0	0	0	0	0	0	0	0	0	0	0	0	0	0	0	0	W	16-13+		
2021 TOTALS	12-11		37	26	11	0.0	0.0	0	0	0	0	0	0	6	1	1	0	0	0	0	0	0	0	0	0	9-7-1			
+ - Overtime																													

2020 GAME-BY-GAME POSTSEASON STATISTICS (STEELERS)

DATE	OPPONENT	P/S	TACKLES							INTERCEPTIONS				O. FUMB			ST				MISC		W/L	SCORE					
			TK	S	A	SK	YDS	TFL	YDS	QBH	NO	YDS	LG	TD	PD	FF	FR	TD	YDS	TK	S	A			FF	FR	S	A	
01/10	Browns		DID NOT PLAY																									L	37-48
2020 TOTALS			0	0	0	0.0	0.0	0	0	0	0	0	0	0	0	0	0	0	0	0	0	0	0	0	0	0-1			

2017 GAME-BY-GAME POSTSEASON STATISTICS (STEELERS)

			TACKLES							INTERCEPTIONS					O. FUMB			ST			MISC								
DATE	OPPONENT	P/S	TK	S	A	SK	YDS	TFL	YDS	QBH	NO	YDS	LG	TD	PD	FF	FR	TD	YDS	TK	S	A	FF	FR	S	A	W/L	SCORE	
01/14	Jaguars	S	4	4	0	0.0	0.0	0	0	0	0	0	0	0	1	0	0	0	0	0	0	0	0	0	0	0	L	42-45	
2017 TOTALS			1-1	4	4	0	0.0	0.0	0	0	0	0	0	0	0	1	0	0	0	0	0	0	0	0	0	0	0	0-1	



71

JOE HAEG

TACKLE

HEIGHT: 6-6

WEIGHT: 298

COLLEGE: North Dakota State

BORN: Mar. 11, 1993 (28)

BIRTHPLACE Lake Shore, MN

HOW ACQUIRED: UFA '21

NFL EXPERIENCE: 6th year

JOE HAEG'S NFL REGULAR SEASON STATISTICS

DATE	TEAM	GP	GS
2016	Colts	15	14
2017	Colts	16	15
2018	Colts	8	6
2019	Colts	16	0
2020	Buccaneers	12	3
2021	Steelers	12	2
NFL TOTALS		79	40

JOE HAEG'S NFL POSTSEASON STATISTICS

DATE	TEAM	GP	GS
2018	Colts	2	0
2020	Buccaneers	4	0
NFL TOTALS		6	0

2021 GAME-BY-GAME REGULAR-SEASON STATISTICS (STEELERS)

DATE	OPPONENT	P/S		W/L/T	SCORE
09/12	at Bills	P		W	23-16
09/19	Raiders	P		L	17-26
09/26	Bengals	P		L	10-24
10/03	at Packers	S		L	17-27
10/10	Broncos	P		W	27-19
10/17	Seahawks	P		W	23-20+
10/31	at Browns		DID NOT PLAY (NON-INJURY)	W	15-10
11/08	Bears		DID NOT PLAY (NON-INJURY)	W	29-27
11/14	Lions	P		T	16-16
11/21	at Chargers	P		L	37-41
11/28	at Bengals		DID NOT PLAY (NON-INJURY)	L	10-41
12/05	Ravens		RESERVE/COVID-19	W	20-19
12/09	at Vikings		RESERVE/COVID-19	L	28-36
12/19	Titans	P		W	19-13
12/26	at Chiefs	P		L	10-36
01/03	Browns	P		W	26-14
01/09	at Ravens	S		W	16-13+
2021 TOTALS		12-2		9-7-1	
+ - Overtime					

2020 GAME-BY-GAME POSTSEASON STATISTICS (BUCCANEERS)

DATE	OPPONENT	P/S		W/L	SCORE
01/09	at Washington	P		W	31-23
01/17	at Saints	P		W	30-20
01/24	at Packers	P		W	31-26
02/07	Chiefs	P		W	31-9
2020 TOTALS		4-0		4-0	

2018 GAME-BY-GAME POSTSEASON STATISTICS (COLTS)

DATE	OPPONENT	P/S		W/L	SCORE
01/05	at Texans	P		W	21-7
01/12	at Chiefs	P		L	13-31
2018 TOTALS		2-0		1-1	



NAJEE HARRIS

(NAHJee)

RUNNING BACK

HEIGHT: 6-1

BIRTHPLACE Antioch, CA

WEIGHT: 232

HOW ACQUIRED: D1 '21

COLLEGE: Alabama

NFL EXPERIENCE: R

BORN: Mar. 9, 1998 (23)

REGULAR SEASON COMPARISON: RECEIVING - KANSAS CITY CHIEFS

DATE	OPP	W/L	GP/GS	REC	YDS.	AVG.	TD	LG	TGTS	YAC
12/26/21	PIT @ KC	L	S	5	17	3.4	0	6	7	24
TOTALS		0/1	1/1	5	17	3.4	0	6	7	24

NAJEE HARRIS' NFL REGULAR SEASON RUSHING/RECEIVING STATISTICS

RUSHING										RECEIVING				
DATE	TEAM	GP	GS	NO.	YDS.	AVG.	LG	TD		NO.	YDS.	AVG.	LG	TD
2021	Steelers	17	17	307	1,200	3.9	37t	7		74	467	6.3	25t	3
NFL TOTALS		17	17	307	1,200	3.9	37T	7		74	467	6.3	25T	3

NAJEE HARRIS' NFL REGULAR SEASON RETURN STATISTICS

KICKOFF RETURNS							PUNT RETURNS						
DATE	TEAM	RET.	YDS.	AVG.	LG	TD		NO.	FC	YDS.	AVG.	LG	TD
2021	Steelers	0	0	0.0	0	0		0	0	0	0.0	0	0
NFL TOTALS		0	0	0.0	0	0		0	0	0	0.0	0	0

SINGLE-GAME HIGHS: RUSHING/RECEIVING

Rush Attempts	28 vs. Cleveland Browns, Jan 03, 2022 26 vs. Detroit Lions, Nov 14, 2021 ...1 more at 26.	Longest Receptions	25t vs. Las Vegas Raiders, Sep 19, 2021 21 vs. Cincinnati Bengals, Sep 26, 2021
Rushing Yards	188 vs. Cleveland Browns, Jan 03, 2022 122 vs. Denver Broncos, Oct 10, 2021	Receiving TDs	1 vs. Seattle Seahawks, Oct 17, 2021 1 vs. Las Vegas Raiders, Sep 19, 2021
Longest Runs	37t vs. Cleveland Browns, Jan 03, 2022 30 vs. Cleveland Browns, Jan 03, 2022	All-Purpose Yards	206 vs. Cleveland Browns, Jan 03, 2022 142 vs. Denver Broncos, Oct 10, 2021 ...1 more at 142.
Rushing TDs	1 vs. Cleveland Browns, Jan 03, 2022 1 at Minnesota Vikings, Dec 09, 2021 ...5 more at 1.	Most TDs	2 at Minnesota Vikings, Dec 09, 2021 1 vs. Cleveland Browns, Jan 03, 2022 ...7 more at 1.
Receptions	14 vs. Cincinnati Bengals, Sep 26, 2021 6 vs. Seattle Seahawks, Oct 17, 2021 ...1 more at 6.	Rushing Average	6.7 vs. Cleveland Browns, Jan 03, 2022 5.3 vs. Denver Broncos, Oct 10, 2021
Receiving Yards	102 vs. Cincinnati Bengals, Sep 26, 2021 46 vs. Seattle Seahawks, Oct 17, 2021	Receiving Average	9.7 at Cleveland Browns, Oct 31, 2021 8.6 vs. Las Vegas Raiders, Sep 19, 2021

100-YARD RECEIVING GAMES (1): REGULAR SEASON


DATE	TEAM	NO.	YDS.	AVG.	LG	TD
09/26/21	BENGALS	14	102	7.3	21	0

100-YARD RUSHING GAMES (3): REGULAR SEASON

DATE	TEAM	ATT.	YDS.	AVG.	LG	TD
10/10/21	BRONCOS	23	122	5.3	20	1
11/14/21	LIONS	26	105	4.0	12	0
01/03/22	BROWNS	28	188	6.7	37t	1

2021 GAME-BY-GAME REGULAR-SEASON STATISTICS (STEELERS)

DATE	OPPONENT	P/S	RUSHING					RECEIVING					W/L/T	SCORE
			NO.	YDS.	AVG.	LG	TD	NO.	YDS.	AVG.	LG	TD		
09/12	at Bills	S	16	45	2.8	18	0	1	4	4.0	4	0	W	23-16
09/19	Raiders	S	10	38	3.8	14	0	5	43	8.6	25t	1	L	17-26
09/26	Bengals	S	14	40	2.9	20	0	14	102	7.3	21	0	L	10-24
10/03	at Packers	S	15	62	4.1	11	1	6	29	4.8	9	0	L	17-27
10/10	Broncos	S	23	122	5.3	20	1	2	20	10.0	14	0	W	27-19
10/17	Seahawks	S	24	81	3.4	10	0	6	46	7.7	12	1	W	23-20+
10/31	at Browns	S	26	91	3.5	11	1	3	29	9.7	20	0	W	15-10
11/08	Bears	S	22	62	2.8	13	1	3	16	5.3	9	0	W	29-27
11/14	Lions	S	26	105	4.0	12	0	4	28	7.0	10	0	T	16-16
11/21	at Chargers	S	12	39	3.3	12	1	5	20	4.0	7	0	L	37-41
11/28	at Bengals	S	8	23	2.9	5	0	3	14	4.7	12	0	L	10-41
12/05	Ravens	S	21	71	3.4	13	0	5	36	7.2	18	0	W	20-19
12/09	at Vikings	S	20	94	4.7	23	1	3	10	3.3	6	1	L	28-36
12/19	Titans	S	12	18	1.5	7	0	2	8	4.0	5	0	W	19-13
12/26	at Chiefs	S	19	93	4.9	21	0	5	17	3.4	6	0	L	10-36
01/03	Browns	S	28	188	6.7	37t	1	3	18	6.0	13	0	W	26-14
01/09	at Ravens	S	11	28	2.5	15	0	4	27	6.8	11	0	W	16-13+
2021 TOTALS		17-17	307	1,200	3.9	37T	7	74	467	6.3	25T	3	9-7-1	
+ - Overtime														



6

PRESSLEY HARVIN III

PUNTER

HEIGHT: 6-0

BIRTHPLACE Alcolu, SC

WEIGHT: 255

HOW ACQUIRED: D7b '21

COLLEGE: Georgia Tech

NFL EXPERIENCE: R

BORN: Sep. 17, 1998 (23)

PRESSLEY HARVIN III'S NFL REGULAR SEASON PUNTING STATISTICS

DATE	TEAM	GP	NO.	YDS.	AVG.	OPP. RET.	YDS.	NET YDS.	AVG.	TB	IN20	LG	BK
2021	Steelers	15	70	2,982	42.6	27	261	2,661	38.0	3	25	64	0
NFL TOTALS		15	70	2,982	42.6	27	261	2,661	38.0	3	25	64	0

SINGLE-GAME HIGHS: PUNTER

Punts	8 at Baltimore Ravens, Jan 09, 2022	Net Punting Avg	43.8 at Cleveland Browns, Oct 31, 2021
	7 vs. Seattle Seahawks, Oct 17, 2021		42.8 vs. Las Vegas Raiders, Sep 19, 2021
Gross Punting Yards	335 vs. Seattle Seahawks, Oct 17, 2021	Longest Punts	64 vs. Baltimore Ravens, Dec 05, 2021
	298 at Baltimore Ravens, Jan 09, 2022		63 vs. Denver Broncos, Oct 10, 2021
Gross Punting Avg	59.5 vs. Denver Broncos, Oct 10, 2021	Inside the 20	4 vs. Seattle Seahawks, Oct 17, 2021
	49.3 vs. Las Vegas Raiders, Sep 19, 2021		3 at Baltimore Ravens, Jan 09, 2022
Net Punting Yards	298 at Baltimore Ravens, Jan 09, 2022		...2 more at 3.
	295 vs. Seattle Seahawks, Oct 17, 2021		

2021 GAME-BY-GAME REGULAR-SEASON STATISTICS (STEELERS)

DATE	OPPONENT		NO.	YDS.	AVG.	OPP. RET.	YDS.	NET YDS.	AVG	TB	IN20	LG	BK	W/L/T	SCORE
09/12	at Bills	P	5	207	41.4	1	1	206	41.2	0	2	51	0	W	23-16
09/19	Raiders	P	4	197	49.3	2	26	171	42.8	0	3	59	0	L	17-26
09/26	Bengals	P	4	162	40.5	2	9	153	38.3	0	1	50	0	L	10-24
10/03	at Packers	P	3	102	34.0	1	0	102	34.0	0	1	45	0	L	17-27
10/10	Broncos	P	2	119	59.5	2	26	93	46.5	0	0	63	0	W	27-19
10/17	Seahawks	P	7	335	47.9	3	20	295	42.1	1	4	58	0	W	23-20+
10/31	at Browns	P	4	176	44.0	2	1	175	43.8	0	1	56	0	W	15-10
11/08	Bears	P	5	196	39.2	0	0	176	35.2	1	2	46	0	W	29-27
11/14	Lions	P	6	280	46.7	3	71	189	31.5	1	3	61	0	T	16-16
11/21	at Chargers	P	1	46	46.0	1	-1	47	47.0	0	0	46	0	L	37-41
11/28	at Bengals	P	5	190	38.0	2	17	173	34.6	0	2	42	0	L	10-41
12/05	Ravens	P	5	217	43.4	2	12	205	41.0	0	1	64	0	W	20-19
12/09	at Vikings	P	6	258	43.0	3	31	227	37.8	0	1	49	0	L	28-36
12/19	Titans	P	5	199	39.8	2	48	151	30.2	0	1	51	0	W	19-13
12/26	at Chiefs							ON INACTIVE LIST						L	10-36
01/03	Browns							ON INACTIVE LIST						W	26-14
01/09	at Ravens	P	8	298	37.3	1	0	298	37.3	0	3	49	0	W	16-13+
2021 TOTALS			15	70	2,982	42.6	27	261	2,661	38.0	3	25	64	0	9-7-1
+ - Overtime															

2021 PITTSBURGH STEELERS

99

UPDATED PLAYER BIOS



DWAYNE HASKINS
QUARTERBACK

HEIGHT: 6-4 BIRTHPLACE Highland Park, NJ
WEIGHT: 230 HOW ACQUIRED: FA '21
COLLEGE: Ohio State NFL EXPERIENCE: 3rd year
BORN: May. 3, 1997 (24)

DWAYNE HASKINS' NFL REGULAR SEASON PASSING STATISTICS

DATE	TEAM	GP	GS	ATT.	CMP.	PCT.	YDS	AVG.	TD	INT.	LG	SK	LST	RATE
2019	Washington	9	7	203	119	58.6	1,365	6.7	7	7	75t	29	204	76.1
2020	Washington	7	6	241	148	61.4	1,439	6.0	5	7	50	20	141	73.0
2021	Steelers	0	0	0	0	0.0	0	0.0	0	0	0	0	0	0.0
TOTALS		16	13	444	267	60.1	2,804	6.3	12	14	75T	49	345	74.4

DWAYNE HASKINS' NFL POSTSEASON PASSING STATISTICS

DATE	TEAM	GP	GS	ATT.	CMP.	PCT.	YDS	AVG.	TD	INT.	LG	SK	LST	RATE
2020	Washington	0	0	0	0	0.0	0	0.0	0	0	0	0	0	0.0
TOTALS		0	0	0	0	0.0	0	0.0	0	0	0	0	0	0.0

DWAYNE HASKINS' NFL REGULAR SEASON RUSHING STATISTICS

DATE	TEAM	NO.	YDS.	AVG.	LG	TD
2019	Washington	20	101	5.1	23	0
2020	Washington	20	46	2.3	19	1
2021	Steelers	0	0	0.0	0	0
TOTALS		40	147	3.7	23	1

DWAYNE HASKINS' NFL POSTSEASON RUSHING STATISTICS

DATE	TEAM	NO.	YDS.	AVG.	LG	TD
2020	Washington	0	0	0.0	0	0
TOTALS		0	0	0.0	0	0

DWAYNE HASKINS' NFL REGULAR SEASON PASSING/RUSHING STATISTICS

PASSING															RUSHING				
DATE	TEAM	GP	GS	ATT.	CMP.	PCT.	YDS	AVG.	TD	INT.	LG	SK	LST	RATE	NO.	YDS.	AVG.	LG	TD
2019	Washington	9	7	203	119	58.6	1,365	6.7	7	7	75t	29	204	76.1	20	101	5.1	23	0
2020	Washington	7	6	241	148	61.4	1,439	6.0	5	7	50	20	141	73.0	20	46	2.3	19	1
2021	Steelers	0	0	0	0	0.0	0	0.0	0	0	0	0	0	0.0	0	0	0.0	0	0
TOTALS		16	13	444	267	60.1	2,804	6.3	12	14	75T	49	345	74.4	40	147	3.7	23	1

DWAYNE HASKINS' NFL POSTSEASON PASSING/RUSHING STATISTICS

PASSING															RUSHING				
DATE	TEAM	GP	GS	ATT.	CMP.	PCT.	YDS	AVG.	TD	INT.	LG	SK	LST	RATE	NO.	YDS.	AVG.	LG	TD
2020	Washington	0	0	0	0	0.0	0	0.0	0	0	0	0	0	0.0	0	0	0.0	0	0
TOTALS		0	0	0	0	0.0	0	0.0	0	0	0	0	0	0.0	0	0	0.0	0	0

SINGLE-GAME HIGHS: QUARTERBACK

Pass Attempts 55 vs. Seattle Seahawks, Dec 20, 2020
45 vs. Baltimore Ravens, Oct 04, 2020
Pass Completions 38 vs. Seattle Seahawks, Dec 20, 2020
32 vs. Baltimore Ravens, Oct 04, 2020
Yards Passing 314 vs. Baltimore Ravens, Oct 04, 2020
295 vs. Seattle Seahawks, Dec 20, 2020
TD Passes 2 at Cleveland Browns, Sep 27, 2020
2 vs. New York Giants, Dec 22, 2019
...2 more at 2.
Long Passes 75t vs. Philadelphia Eagles, Dec 15, 2019
50 vs. Carolina Panthers, Dec 27, 2020
Completion Percentage 80.0 vs. New York Giants, Dec 22, 2019
71.1 vs. Baltimore Ravens, Oct 04, 2020

Passer Rating 143.2 vs. New York Giants, Dec 22, 2019
121.3 vs. Philadelphia Eagles, Dec 15, 2019
Rush Attempts 7 vs. Philadelphia Eagles, Sep 13, 2020
4 at San Francisco 49ers, Dec 13, 2020
...2 more at 4.
Rushing Yards 28 vs. Seattle Seahawks, Dec 20, 2020
28 vs. Detroit Lions, Nov 24, 2019
Longest Runs 23 vs. Philadelphia Eagles, Dec 15, 2019
19 vs. Philadelphia Eagles, Sep 13, 2020
Rushing TDs 1 vs. Baltimore Ravens, Oct 04, 2020

300-YARD PASSING GAMES (1): REGULAR SEASON


DATE	TEAM	NO.	YDS.	AVG.	LG	TD
10/04/20	RAVENS	32	314	9.8	40	0

2021 GAME-BY-GAME REGULAR-SEASON STATISTICS (STEELERS)

DATE	OPPONENT	P/S	PASSING											RUSHING				W/L/T	SCORE
			ATT	CMP	YDS	PCT	Y/A	Y/C	TD	INT	LG	SK/YD	RATE	ATT	YDS	LG	TD		
09/12	at Bills								ON INACTIVE LIST									W	23-16
09/19	Raiders								ON INACTIVE LIST									L	17-26
09/26	Bengals								ON INACTIVE LIST									L	10-24
10/03	at Packers								ON INACTIVE LIST									L	17-27
10/10	Broncos								ON INACTIVE LIST									W	27-19
10/17	Seahawks								ON INACTIVE LIST									W	23-20+
10/31	at Browns								ON INACTIVE LIST									W	15-10
11/08	Bears								ON INACTIVE LIST									W	29-27
11/14	Lions								DID NOT PLAY (NON-INJURY)									T	16-16
11/21	at Chargers								ON INACTIVE LIST									L	37-41
11/28	at Bengals								ON INACTIVE LIST									L	10-41
12/05	Ravens								ON INACTIVE LIST									W	20-19
12/09	at Vikings								INACTIVE									L	28-36
12/19	Titans								ON INACTIVE LIST									W	19-13
12/26	at Chiefs								ON INACTIVE LIST									L	10-36
01/03	Browns								ON INACTIVE LIST									W	26-14
01/09	at Ravens								ON INACTIVE LIST									W	16-13+
2021 TOTALS		0-0	0	0	0	0.0	0.0	0.0	0	0	0	0/0	0.0	0	0	0	0	9-7-1	
+ - Overtime																			

2020 GAME-BY-GAME POSTSEASON STATISTICS (WASHINGTON)

DATE	OPPONENT	P/S	PASSING											RUSHING				W/L	SCORE
			ATT	CMP	YDS	PCT	Y/A	Y/C	TD	INT	LG	SK/YD	RATE	ATT	YDS	LG	TD		
01/09	Buccaneers								DID NOT PLAY									L	23-31
2020 TOTALS		0-0	0	0	0	0.0	0.0	0.0	0	0	0	0/0	0.0	0	0	0	0	0-1	



EST. 1933

STEELERS NATION

60

J.C. HASSENAUER

CENTER

HEIGHT: 6-2

WEIGHT: 295

COLLEGE: Alabama

BORN: Sep. 15, 1995 (26)

BIRTHPLACE: Woodbury, MN

HOW ACQUIRED: FA '19

NFL EXPERIENCE: 2nd year

J.C. HASSENAUER'S NFL REGULAR SEASON STATISTICS

DATE	TEAM	GP	GS
2018	Falcons	0	0
2019	Steelers	0	0
2020	Steelers	15	4
2021	Steelers	13	3
NFL TOTALS		28	7

J.C. HASSENAUER'S NFL POSTSEASON STATISTICS


DATE	TEAM	GP	GS
2020	Steelers	1	0
NFL TOTALS		1	0

2021 GAME-BY-GAME REGULAR-SEASON STATISTICS (STEELERS)

DATE	OPPONENT	P/S	W/L/T	SCORE
09/12	at Bills	P	W	23-16
09/19	Raiders	P	L	17-26
09/26	Bengals	P	L	10-24
10/03	at Packers	P	L	17-27
10/10	Broncos	P	W	27-19
10/17	Seahawks	P	W	23-20+
10/31	at Browns	P	W	15-10
11/08	Bears	P	W	29-27
11/14	Lions	P	T	16-16
11/21	at Chargers	S	L	37-41
11/28	at Bengals		L	10-41
12/05	Ravens		W	20-19
12/09	at Vikings		L	28-36
12/19	Titans		W	19-13
12/26	at Chiefs	P	L	10-36
01/03	Browns	S	W	26-14
01/09	at Ravens	S	W	16-13+
2021 TOTALS		13-3	9-7-1	
+ - Overtime				

2020 GAME-BY-GAME POSTSEASON STATISTICS (STEELERS)

DATE	OPPONENT	P/S	W/L	SCORE
01/10	Browns	P	L	37-48
2020 TOTALS		1-0	0-1	



CAMERON HEYWARD

DEFENSIVE TACKLE

HEIGHT: 6-5 BIRTHPLACE Pittsburgh, PA
 WEIGHT: 295 HOW ACQUIRED: D1 '11
 COLLEGE: Ohio State NFL EXPERIENCE: 11th year
 BORN: May. 6, 1989 (32)



REGULAR SEASON COMPARISON: DEFENSIVE - KANSAS CITY CHIEFS

DATE	OPP	W/L	GP/GS	TACKLES			SACK	YDS.	INT	TFL	PD	QBH	TD	MISC		
				TOT	SOLO	ASST								FF	FR	FR
11/27/11	PIT @ KC	W	P	2	2	0	0.0	0.0	0	0	0	0	0	0	0	0
12/21/14	PIT vs. KC	W	S	4	2	2	1.5	10.0	0	1	0	3	0	0	0	0
10/25/15	PIT @ KC	L	S	4	3	1	1.0	5.0	0	1	0	1	0	0	0	0
10/2/16	PIT vs. KC	W	S	7	7	0	3.0	16.0	0	3	2	3	0	0	0	0
10/15/17	PIT @ KC	W	S	2	2	0	0.0	0.0	0	0	0	1	0	0	0	0
9/16/18	PIT vs. KC	L	S	3	3	0	0.0	0.0	0	0	0	2	0	1	0	0
12/26/21	PIT @ KC	L	S	6	3	3	1.0	4.0	0	1	0	1	0	0	0	0
TOTALS		4/3	7/6	28	22	6	6.5	35.0	0	6	2	11	0	1	0	0

CAMERON HEYWARD'S NFL REGULAR SEASON DEFENSIVE STATISTICS

DATE	TEAM	GP	GS	TK	S	TACKLES					YDS	QBH	INTERCEPTIONS				O. FUMB				ST				MISC	
						A	TFL	YDS	SK	NO			YDS	LG	TD	PD	FF	FR	TD	YDS	TK	S	A	FF	FR	S
2011	Steelers	16	0	11	10	1	0	0	1.0	8.0	3	0	0	0	1	1	0	0	0	0	0	0	0	0	0	
2012	Steelers	16	0	20	13	7	2	0	1.5	5.0	3	0	0	0	0	0	0	0	0	0	0	0	0	0	0	
2013	Steelers	16	13	59	35	24	7	51	5.0	41.0	10	0	0	0	7	0	1	0	8	0	0	0	0	0	0	
2014	Steelers	16	16	53	33	20	11	54	7.5	47.0	16	0	0	0	4	0	0	0	0	0	0	0	0	0	0	
2015	Steelers	16	16	54	39	15	15	69	7.0	35.0	13	0	0	0	2	1	0	0	0	0	0	0	0	0	0	
2016	Steelers	7	7	21	17	4	4	18	3.0	16.0	5	0	0	0	4	0	1	0	1	0	0	0	0	0	0	
2017	Steelers	15	15	45	30	15	16	78	12.0	71.0	22	0	0	0	3	2	1	0	0	0	0	0	0	0	0	
2018	Steelers	16	16	51	29	22	10	55	8.0	60.0	18	0	0	0	3	1	1	0	0	0	0	0	0	0	0	
2019	Steelers	16	16	83	51	32	11	53	9.0	61.0	23	0	0	0	6	1	1	0	0	0	0	0	0	0	0	
2020	Steelers	15	15	54	30	24	7	20	4.0	28.5	19	1	0	0	3	0	0	0	0	0	0	0	0	0	0	
2021	Steelers	17	17	89	54	35	15	58	10.0	55.5	17	1	0	0	9	1	1	0	0	0	0	0	0	0	0	
NFL TOTALS		166	131	540	341	199	98	456	68.0	428.0	149	2	0	0	42	7	6	0	9	0	0	0	0	0	0	

CAMERON HEYWARD'S NFL POSTSEASON DEFENSIVE STATISTICS

DATE	TEAM	GP	GS	TACKLES								INTERCEPTIONS				O. FUMB				ST				MISC		
				TK	S	A	TFL	YDS	SK	YDS	QBH	NO	YDS	LG	TD	PD	FF	FR	TD	YDS	TK	S	A	FF	FR	S
2011	Steelers	1	0	4	3	1	0	0	0.0	0.0	0	0	0	0	0	0	0	0	0	0	0	0	0	0	0	
2014	Steelers	1	1	2	2	0	0	0	0.0	0.0	2	0	0	0	0	0	0	0	0	0	0	0	0	0	0	
2015	Steelers	2	2	1	1	0	0	0	1.0	11.0	4	0	0	0	0	1	0	0	0	0	0	0	0	0	0	
2017	Steelers	1	1	1	1	0	1	2	0.0	0.0	0	0	0	0	0	0	0	0	0	0	0	0	0	0	0	
2020	Steelers	1	1	1	1	0	0	0	0.0	0.0	0	0	0	0	1	0	0	0	0	0	0	0	0	0	0	
NFL TOTALS		6	5	9	8	1	1	2	1.0	11.0	6	0	0	0	1	1	0	0	0	0	0	0	0	0	0	0

SINGLE-GAME HIGHS: DEFENSIVE

Total Tackles	10 vs. Miami Dolphins, Dec 08, 2013 9 vs. Seattle Seahawks, Oct 17, 2021 ...1 more at 9.	Fumble Recoveries	1 at Buffalo Bills, Sep 12, 2021 1 vs. Cleveland Browns, Dec 01, 2019 ...4 more at 1.
Sacks	3.0 vs. Kansas City Chiefs, Oct 02, 2016 2.5 vs. Cincinnati Bengals, Sep 30, 2019	Tackles For Loss	3 vs. Kansas City Chiefs, Oct 02, 2016 2 at Baltimore Ravens, Jan 09, 2022 ...19 more at 2.
Passes Defensed	2 vs. Cleveland Browns, Jan 03, 2022 2 vs. Denver Broncos, Oct 10, 2021 ...5 more at 2.	Interceptions	1 at New York Giants, Sep 14, 2020
Forced Fumbles	1 at Buffalo Bills, Sep 12, 2021 1 vs. Cincinnati Bengals, Sep 30, 2019 ...5 more at 1.	Longest Opponent's Fumble Return	8 at Cleveland Browns, Nov 24, 2013 1 vs. Cincinnati Bengals, Sep 18, 2016

SINGLE-GAME HIGHS - POSTSEASON: DEFENSIVE

Total Tackles	4 at Denver Broncos, Jan 08, 2012 2 vs. Baltimore Ravens, Jan 03, 2015 1 vs. Cleveland Browns, Jan 10, 2021 1 vs. Jacksonville Jaguars, Jan 14, 2018 1 at Cincinnati Bengals, Jan 09, 2016	Forced Fumbles	1 at Cincinnati Bengals, Jan 09, 2016
Sacks	1.0 at Cincinnati Bengals, Jan 09, 2016	Tackles For Loss	1 vs. Jacksonville Jaguars, Jan 14, 2018
Passes Defensed	1 vs. Cleveland Browns, Jan 10, 2021		

SINGLE-GAME HIGHS: RUSHING/RECEIVING

All-Purpose Yards 11 vs. Baltimore Ravens, Oct 20, 2013
8 at Cleveland Browns, Nov 24, 2013
Kickoff Returns 1 vs. Baltimore Ravens, Oct 20, 2013

Kickoff Return Yards 11 vs. Baltimore Ravens, Oct 20, 2013
Longest Kickoff Return 11 vs. Baltimore Ravens, Oct 20, 2013

2021 GAME-BY-GAME REGULAR-SEASON STATISTICS (STEELERS)

DATE	OPPONENT	P/S	TACKLES								INTERCEPTIONS				O. FUMB			ST			MISC		W/L	SCORE					
			TK	S	A	SK	YDS	TFL	YDS	QBH	NO	YDS	LG	TD	PD	FF	FR	TD	YDS	TK	S	A			FF	FR	S	A	
09/12	at Bills	S	4	2	2	1.0	6.0	1	6	1	0	0	0	0	2	1	1	0	0	0	0	0	0	0	0	W	23-16		
09/19	Raiders	S	7	4	3	0.0	0.0	1	0	0	0	0	0	0	1	0	0	0	0	0	0	0	0	0	0	L	17-26		
09/26	Bengals	S	5	1	4	0.0	0.0	0	0	0	0	0	0	0	0	0	0	0	0	0	0	0	0	0	0	L	10-24		
10/03	at Packers	S	8	5	3	0.0	0.0	1	1	1	0	0	0	0	0	0	0	0	0	0	0	0	0	0	0	L	17-27		
10/10	Broncos	S	3	2	1	0.0	0.0	0	0	0	0	0	0	0	2	0	0	0	0	0	0	0	0	0	0	W	27-19		
10/17	Seahawks	S	9	6	3	1.0	8.0	2	12	1	0	0	0	0	0	0	0	0	0	0	0	0	0	0	0	W	23-20+		
10/31	at Browns	S	4	3	1	0.5	2.5	0	0	2	0	0	0	0	0	0	0	0	0	0	0	0	0	0	0	W	15-10		
11/08	Bears	S	2	2	0	0.0	0.0	0	0	3	1	0	0	0	0	0	0	0	0	0	0	0	0	0	0	W	29-27		
11/14	Lions	S	5	3	2	2.0	18.0	2	18	2	0	0	0	0	0	0	0	0	0	0	0	0	0	0	0	T	16-16		
11/21	at Chargers	S	2	2	0	0.0	0.0	0	0	0	0	0	0	0	1	0	0	0	0	0	0	0	0	0	0	L	37-41		
11/28	at Bengals	S	8	3	5	1.0	6.0	1	6	1	0	0	0	0	0	0	0	0	0	0	0	0	0	0	0	L	10-41		
12/05	Ravens	S	4	3	1	1.0	3.0	2	5	1	0	0	0	0	0	0	0	0	0	0	0	0	0	0	0	W	20-19		
12/09	at Vikings	S	6	3	3	0.0	0.0	1	2	0	0	0	0	0	0	0	0	0	0	0	0	0	0	0	0	L	28-36		
12/19	Titans	S	6	2	4	0.5	5.0	0	0	1	0	0	0	0	0	0	0	0	0	0	0	0	0	0	0	W	19-13		
12/26	at Chiefs	S	6	3	3	1.0	4.0	1	4	1	0	0	0	0	0	0	0	0	0	0	0	0	0	0	0	L	10-36		
01/03	Browns	S	4	4	0	1.0	1.0	1	1	2	0	0	0	0	2	0	0	0	0	0	0	0	0	0	0	W	26-14		
01/09	at Ravens	S	6	6	0	1.0	2.0	2	3	1	0	0	0	0	0	0	0	0	0	0	0	0	0	0	0	W	16-13+		
2021 TOTALS		17-17	89	54	35	10.0	55.5	15	58	17	1	0	0	0	9	1	1	0	0	0	0	0	0	0	0	0	9-7-1		
+ - Overtime																													

2020 GAME-BY-GAME POSTSEASON STATISTICS (STEELERS)

DATE	OPPONENT	P/S	TACKLES							INTERCEPTIONS				O. FUMB			ST			MISC		W/L	SCORE				
			TK	S	A	SK	YDS	TFL	YDS	QBH	NO	YDS	LG	TD	PD	FF	FR	TD	YDS	TK	S			A	FF	FR	S
01/10	Browns	S	1	1	0	0.0	0.0	0	0	0	0	0	0	1	0	0	0	0	0	0	0	0	0	0	0	L	37-48
2020 TOTALS			1-1	1	1	0	0.0	0.0	0	0	0	0	0	1	0	0	0	0	0	0	0	0	0	0	0	0-1	

2017 GAME-BY-GAME POSTSEASON STATISTICS (STEELERS)

DATE	OPPONENT	P/S	TACKLES							INTERCEPTIONS				O. FUMB			ST			MISC		W/L	SCORE				
			TK	S	A	SK	YDS	TFL	YDS	QBH	NO	YDS	LG	TD	PD	FF	FR	TD	YDS	TK	S			A	FF	FR	S
01/14	Jaguars	S	1	1	0	0.0	0.0	1	2	0	0	0	0	0	0	0	0	0	0	0	0	0	0	0	0	L	42-45
2017 TOTALS			1-1	1	1	0	0.0	0.0	1	2	0	0	0	0	0	0	0	0	0	0	0	0	0	0	0	0-1	

2015 GAME-BY-GAME POSTSEASON STATISTICS (STEELERS)


DATE	OPPONENT	P/S	TACKLES							INTERCEPTIONS				O. FUMB			ST			MISC		W/L	SCORE				
			TK	S	A	SK	YDS	TFL	YDS	QBH	NO	YDS	LG	TD	PD	FF	FR	TD	YDS	TK	S			A	FF	FR	S
01/09	at Bengals	S	1	1	0	1.0	11.0	0	0	4	0	0	0	0	0	1	0	0	0	0	0	0	0	0	0	W	18-16
01/17	at Broncos	S	0	0	0	0.0	0.0	0	0	0	0	0	0	0	0	0	0	0	0	0	0	0	0	0	0	L	16-23
2015 TOTALS			2-2	1	1	0	1.0	11.0	0	0	4	0	0	0	0	1	0	0	0	0	0	0	0	0	0	1-1	

2014 GAME-BY-GAME POSTSEASON STATISTICS (STEELERS)

DATE	OPPONENT	P/S	TACKLES							INTERCEPTIONS				O. FUMB			ST			MISC		W/L	SCORE				
			TK	S	A	SK	YDS	TFL	YDS	QBH	NO	YDS	LG	TD	PD	FF	FR	TD	YDS	TK	S			A	FF	FR	S
01/03	Ravens	S	2	2	0	0.0	0.0	0	0	2	0	0	0	0	0	0	0	0	0	0	0	0	0	0	0	L	17-30
2014 TOTALS			1-1	2	2	0	0.0	0.0	0	0	2	0	0	0	0	0	0	0	0	0	0	0	0	0	0	0-1	

2011 GAME-BY-GAME POSTSEASON STATISTICS (STEELERS)

DATE	OPPONENT	P/S	TACKLES							INTERCEPTIONS				O. FUMB			ST			MISC		W/L	SCORE				
			TK	S	A	SK	YDS	TFL	YDS	QBH	NO	YDS	LG	TD	PD	FF	FR	TD	YDS	TK	S			A	FF	FR	S
01/08	at Broncos	P	4	3	1	0.0	0.0	0	0	0	0	0	0	0	0	0	0	0	0	0	0	0	0	0	0	L	23-29+
2011 TOTALS			1-0	4	3	1	0.0	0.0	0	0	0	0	0	0	0	0	0	0	0	0	0	0	0	0	0	0-1	
+ - Overtime																											



ALEX HIGHSMITH

LINEBACKER

HEIGHT: 6-4 BIRTHPLACE: Wilmington, NC
WEIGHT: 242 HOW ACQUIRED: D3 '20
COLLEGE: Charlotte NFL EXPERIENCE: 2nd year
BORN: Aug. 7, 1997 (24)

REGULAR SEASON COMPARISON: DEFENSIVE - KANSAS CITY CHIEFS

DATE	OPP	W/L	GP/GS	TACKLES					SACK	YDS.	INT	TFL	PD	QBH	TD	MISC		
				TOT	SOLO	ASST										FF	FR	FR
12/26/21	PIT @ KC	L	S	5	2	3			1.0	0.0	0	0	0	0	1	0	1	0
TOTALS		0/1	1/1	5	2	3			1.0	0.0	0	0	0	0	1	0	1	0

ALEX HIGHSMITH'S NFL REGULAR SEASON DEFENSIVE STATISTICS

DATE	TEAM	GP	GS	TACKLES							INTERCEPTIONS					O. FUMB			ST			MISC				
				TK	S	A	TFL	YDS	SK	YDS	QBH	NO	YDS	LG	TD	PD	FF	FR	TD	YDS	TK	S	A	FF	FR	S
2020	Steelers	16	5	42	26	16	5	22	2.0	16.0	6	1	2	2	0	1	0	0	0	6	4	2	0	0	0	0
2021	Steelers	16	16	74	46	28	15	54	6.0	35.5	15	0	0	0	0	1	0	0	0	0	0	0	0	0	0	
NFL TOTALS		32	21	116	72	44	20	76	8.0	51.5	21	1	2	2	0	1	1	0	0	6	4	2	0	0	0	0

ALEX HIGHSMITH'S NFL POSTSEASON DEFENSIVE STATISTICS

TACKLES										INTERCEPTIONS					O. FUMB					ST				MISC			
DATE	TEAM	GP	GS	TK	S	A	TFL	YDS	SK	YDS	QBH	NO	YDS	LG	TD	PD	FF	FR	TD	YDS	TK	S	A	FF	FR	S	A
2020	Steelers	1	1	2	1	1	0	0	0.0	0.0	0	0	0	0	0	0	0	0	0	0	0	0	0	0	0	0	0
NFL TOTALS		1	1	2	1	1	0	0	0.0	0.0	0	0	0	0	0	0	0	0	0	0	0	0	0	0	0	0	0

SINGLE-GAME HIGHS: DEFENSIVE

- Total Tackles

11 vs. Detroit Lions, Nov 14, 2021
9 at Cleveland Browns, Jan 03, 2021
- Sacks

2.0 vs. Cleveland Browns, Jan 03, 2022
1.5 at Los Angeles Chargers, Nov 21, 2021
...1 more at 1.5.
- Passes Defensed

1 at Baltimore Ravens, Nov 01, 2020
- Forced Fumbles

1 at Kansas City Chiefs, Dec 26, 2021
- Tackles For Loss

3 vs. Cleveland Browns, Jan 03, 2022
2 vs. Baltimore Ravens, Dec 05, 2021
...3 more at 2.
- Interceptions

1 at Baltimore Ravens, Nov 01, 2020
- Interception Return Yards

2 at Baltimore Ravens, Nov 01, 2020
- Special Teams Tackles

3 vs. Cleveland Browns, Oct 18, 2020
1 vs. Indianapolis Colts, Dec 27, 2020
...2 more at 1.

SINGLE-GAME HIGHS - POSTSEASON: DEFENSIVE

- Total Tackles

2 vs. Cleveland Browns, Jan 10, 2021

2021 GAME-BY-GAME REGULAR-SEASON STATISTICS (STEELERS)

DATE	OPPONENT	P/S	TACKLES								INTERCEPTIONS				O. FUMB			ST			MISC			W/L	SCORE		
			TK	S	A	SK	YDS	TFL	YDS	QBH	NO	YDS	LG	TD	PD	FF	FR	TD	YDS	TK	S	A	FF			FR	TD
09/12	at Bills	S	4	3	1	0.0	0.0	0	0	0	0	0	0	0	0	0	0	0	0	0	0	0	0	0	W	23-16	
09/19	Raiders	S	4	3	1	0.0	0.0	1	4	0	0	0	0	0	0	0	0	0	0	0	0	0	0	0	L	17-26	
09/26	Bengals									ON INACTIVE LIST																L	10-24
10/03	at Packers	S	5	2	3	0.0	0.0	0	0	0	0	0	0	0	0	0	0	0	0	0	0	0	0	0	L	17-27	
10/10	Broncos	S	1	1	0	0.0	0.0	0	0	0	0	0	0	0	0	0	0	0	0	0	0	0	0	0	W	27-19	
10/17	Seahawks	S	7	2	5	1.5	15.5	2	9	4	0	0	0	0	0	0	0	0	0	0	0	0	0	0	W	23-20+	
10/31	at Browns	S	4	1	3	0.0	0.0	1	1	0	0	0	0	0	0	0	0	0	0	0	0	0	0	0	W	15-10	
11/08	Bears	S	3	0	3	0.0	0.0	0	0	2	0	0	0	0	0	0	0	0	0	0	0	0	0	0	W	29-27	
11/14	Lions	S	11	8	3	0.0	0.0	2	9	1	0	0	0	0	0	0	0	0	0	0	0	0	0	0	T	16-16	
11/21	at Chargers	S	6	3	3	1.5	6.0	1	4	3	0	0	0	0	0	0	0	0	0	0	0	0	0	0	L	37-41	
11/28	at Bengals	S	5	3	2	0.0	0.0	2	8	0	0	0	0	0	0	0	0	0	0	0	0	0	0	0	L	10-41	
12/05	Ravens	S	3	3	0	0.0	0.0	2	3	0	0	0	0	0	0	0	0	0	0	0	0	0	0	0	W	20-19	
12/09	at Vikings	S	1	1	0	0.0	0.0	1	0	0	0	0	0	0	0	0	0	0	0	0	0	0	0	0	L	28-36	
12/19	Titans	S	4	4	0	0.0	0.0	0	0	1	0	0	0	0	0	0	0	0	0	0	0	0	0	0	W	19-13	
12/26	at Chiefs	S	5	2	3	1.0	0.0	0	0	1	0	0	0	0	1	0	0	0	0	0	0	0	0	0	L	10-36	
01/03	Browns	S	7	7	0	2.0	14.0	3	16	2	0	0	0	0	0	0	0	0	0	0	0	0	0	0	W	26-14	
01/09	at Ravens	S	4	3	1	0.0	0.0	0	0	1	0	0	0	0	0	0	0	0	0	0	0	0	0	0	W	16-13+	
2021 TOTALS		16-16	74	46	28	6.0	35.5	15	54	15	0	0	0	0	0	1	0	0	0	0	0	0	0	0	9-7-1		
+- Overtime																											

2020 GAME-BY-GAME POSTSEASON STATISTICS (STEELERS)

DATE	OPPONENT	P/S	TACKLES							INTERCEPTIONS				O. FUMB			ST			MISC			W/L	SCORE			
			TK	S	A	SK	YDS	TFL	YDS	QBH	NO	YDS	LG	TD	PD	FF	FR	TD	YDS	TK	S	A			FF	FR	TD
01/10	Browns	S	2	1	1	0.0	0.0	0	0	0	0	0	0	0	0	0	0	0	0	0	0	0	0	0	0	L	37-48
2020 TOTALS			1-1	2	1	1	0.0	0.0	0	0	0	0	0	0	0	0	0	0	0	0	0	0	0	0	0	0-1	



18

DIONTAE JOHNSON

WIDE RECEIVER

HEIGHT: 5-10 BIRTHPLACE: Ruskin, FL
WEIGHT: 183 HOW ACQUIRED: D3a '19
COLLEGE: Toledo NFL EXPERIENCE: 3rd year
BORN: Jul. 5, 1996 (25)

REGULAR SEASON COMPARISON: RECEIVING - KANSAS CITY CHIEFS

DATE	OPP	W/L	GP/GS	REC	YDS.	AVG.	TD	LG	TGTS	YAC
12/26/21	PIT @ KC	L	S	6	51	8.5	1	18	9	30
TOTALS		0/1	1/1	6	51	8.5	1	18	9	30

DIONTAE JOHNSON'S NFL REGULAR SEASON RUSHING/RECEIVING STATISTICS

DATE	TEAM	GP	GS	RECEIVING					RUSHING				
				NO.	YDS.	AVG.	LG	TD	NO.	YDS.	AVG.	LG	TD
2019	Steelers	16	12	59	680	11.5	45t	5	4	41	10.3	17	0
2020	Steelers	15	13	88	923	10.5	47	7	3	15	5.0	9	0
2021	Steelers	16	14	107	1,161	10.9	50t	8	5	53	10.6	25	0
NFL TOTALS		47	39	254	2,764	10.9	50T	20	12	109	9.1	25	0

DIONTAE JOHNSON'S NFL POSTSEASON RUSHING/RECEIVING STATISTICS

DATE	TEAM	GP	GS	RECEIVING					RUSHING				
				NO.	YDS.	AVG.	LG	TD	NO.	YDS.	AVG.	LG	TD
2020	Steelers	1	1	11	117	10.6	19	0	0	0	0.0	0	0
NFL TOTALS		1	1	11	117	10.6	19	0	0	0	0.0	0	0

DIONTAE JOHNSON'S NFL REGULAR SEASON RETURN STATISTICS

KICKOFF RETURNS							PUNT RETURNS						
DATE	TEAM	RET.	YDS.	AVG.	LG	TD	NO.	FC	YDS.	AVG.	LG	TD	
2019	Steelers	0	0	0.0	0	0	20	7	248	12.4	85t	1	
2020	Steelers	1	24	24.0	24	0	8	2	58	7.3	18	0	
2021	Steelers	0	0	0.0	0	0	0	0	0	0.0	0	0	
NFL TOTALS		1	24	24.0	24	0	28	9	306	10.9	85T	1	

DIONTAE JOHNSON'S NFL POSTSEASON RETURN STATISTICS

KICKOFF RETURNS							PUNT RETURNS						
DATE	TEAM	RET.	YDS.	AVG.	LG	TD	NO.	FC	YDS.	AVG.	LG	TD	
2020	Steelers	0	0	0.0	0	0	0	0	0	0.0	0	0	
NFL TOTALS		0	0	0.0	0	0	0	0	0	0.0	0	0	

SINGLE-GAME HIGHS: RUSHING/RECEIVING

Rush Attempts	2 vs. Chicago Bears, Nov 08, 2021 1 vs. Seattle Seahawks, Oct 17, 2021 ...7 more at 1.	Longest Kickoff Return	24 vs. Denver Broncos, Sep 20, 2020 3 vs. Buffalo Bills, Dec 15, 2019
Rushing Yards	17 vs. Cleveland Browns, Dec 01, 2019 16 at Arizona Cardinals, Dec 08, 2019	Fair Catches	2 at Cincinnati Bengals, Nov 24, 2019
Longest Runs	25 vs. Seattle Seahawks, Oct 17, 2021 17 vs. Cleveland Browns, Dec 01, 2019	Punt Return Yards	86 at Arizona Cardinals, Dec 08, 2019 40 at New York Jets, Dec 22, 2019
Receptions	12 at Jacksonville Jaguars, Nov 22, 2020 9 at Cincinnati Bengals, Nov 28, 2021 ...4 more at 9.	Longest Punt Return	85t at Arizona Cardinals, Dec 08, 2019 18 vs. Denver Broncos, Sep 20, 2020
Receiving Yards	116 vs. Cincinnati Bengals, Nov 15, 2020 111 at Jacksonville Jaguars, Nov 22, 2020	Punt Returns	4 at Cincinnati Bengals, Nov 24, 2019 3 at New York Giants, Sep 14, 2020 ...2 more at 3.
Longest Receptions	50 at Cleveland Browns, Oct 31, 2021 50t vs. Denver Broncos, Oct 10, 2021	Punt Return TDs	1 at Arizona Cardinals, Dec 08, 2019 1 at Cincinnati Bengals, Dec 21, 2020
Receiving TDs	2 vs. Baltimore Ravens, Dec 05, 2021 2 at Tennessee Titans, Oct 25, 2020	Miscellaneous Tackles	1 vs. Cleveland Browns, Dec 01, 2019 2 vs. Baltimore Ravens, Dec 05, 2021 2 at Tennessee Titans, Oct 25, 2020 ...1 more at 2.
All-Purpose Yards	162 at Arizona Cardinals, Dec 08, 2019 141 vs. Denver Broncos, Sep 20, 2020	Most TDs	32.0 at Cleveland Browns, Jan 03, 2021 19.3 vs. Cincinnati Bengals, Nov 15, 2020
Kickoff Returns	1 vs. Denver Broncos, Sep 20, 2020	Receiving Average	13.3 at New York Jets, Dec 22, 2019
Kickoff Return Yards	24 vs. Denver Broncos, Sep 20, 2020	Punt Return Average	7.3 vs. Los Angeles Rams, Nov 10, 2019

SINGLE-GAME HIGHS - POSTSEASON: RECEIVING

Receptions	11 vs. Cleveland Browns, Jan 10, 2021	Longest Receptions	19 vs. Cleveland Browns, Jan 10, 2021
Receiving Yards	117 vs. Cleveland Browns, Jan 10, 2021		15 vs. Cleveland Browns, Jan 10, 2021
			15 vs. Cleveland Browns, Jan 10, 2021
			15 vs. Cleveland Browns, Jan 10, 2021
			12 vs. Cleveland Browns, Jan 10, 2021
		All-Purpose Yards	117 vs. Cleveland Browns, Jan 10, 2021

100-YARD RECEIVING GAMES (5): REGULAR SEASON

DATE	TEAM	NO.	YDS.	AVG.	LG	TD
11/15/20	BENGALS	6	116	19.3	46	1
11/22/20	at Jaguars	12	111	9.3	23	0
09/19/21	RAIDERS	9	105	11.7	41	0
11/21/21	at Chargers	7	101	14.4	32	1
12/05/21	RAVENS	8	105	13.1	29t	2

100-YARD RECEIVING GAMES (1): POSTSEASON

DATE	TEAM	NO.	YDS.	AVG.	LG	TD
01/10/21	BROWNS	11	117	10.6	19	0

2021 GAME-BY-GAME REGULAR-SEASON STATISTICS (STEELERS)

		RECEIVING						RUSHING							
DATE	OPPONENT	P/S	NO.	YDS.	AVG.	LG	TD	NO.	YDS.	AVG.	LG	TD	W/L/T	SCORE	
09/12	at Bills	S	5	36	7.2	14	1	0	0	0.0	0	0	W	23-16	
09/19	Raiders	S	9	105	11.7	41	0	0	0	0.0	0	0	L	17-26	
09/26	Bengals							ON INACTIVE LIST						L	10-24
10/03	at Packers	S	9	92	10.2	45t	1	0	0	0.0	0	0	L	17-27	
10/10	Broncos	S	2	72	36.0	50t	1	0	0	0.0	0	0	W	27-19	
10/17	Seahawks	S	9	71	7.9	23	0	1	25	25.0	25	0	W	23-20+	
10/31	at Browns	S	6	98	16.3	50	0	0	0	0.0	0	0	W	15-10	
11/08	Bears	P	5	56	11.2	22	0	2	11	5.5	11	0	W	29-27	
11/14	Lions	S	7	83	11.9	36	0	0	0	0.0	0	0	T	16-16	
11/21	at Chargers	S	7	101	14.4	32	1	0	0	0.0	0	0	L	37-41	
11/28	at Bengals	S	9	95	10.6	16	0	0	0	0.0	0	0	L	10-41	
12/05	Ravens	S	8	105	13.1	29t	2	0	0	0.0	0	0	W	20-19	
12/09	at Vikings	S	5	76	15.2	37	0	1	7	7.0	7	0	L	28-36	
12/19	Titans	S	5	38	7.6	16	0	1	10	10.0	10	0	W	19-13	
12/26	at Chiefs	S	6	51	8.5	18	1	0	0	0.0	0	0	L	10-36	
01/03	Browns	S	8	31	3.9	10	1	0	0	0.0	0	0	W	26-14	
01/09	at Ravens	P	7	51	7.3	16	0	0	0	0.0	0	0	W	16-13+	
2021 TOTALS		16-14	107	1,161	10.9	50T	8	5	53	10.6	25	0	9-7-1		
+ - Overtime															

2020 GAME-BY-GAME POSTSEASON STATISTICS (STEELERS)

			RECEIVING					RUSHING						
DATE	OPPONENT	P/S	NO.	YDS.	AVG.	LG	TD	NO.	YDS.	AVG.	LG	TD	W/L	SCORE
01/10	Browns	S	11	117	10.6	19	0	0	0	0.0	0	0	L	37-48
2020 TOTALS		1-1	11	117	10.6	19	0	0	0	0.0	0	0	0-1	



28

MILES KILLEBREW

(KILLA-brew)

SAFETY

HEIGHT: 6-2 BIRTHPLACE Henderson, NV
WEIGHT: 222 HOW ACQUIRED: D4 '16
COLLEGE: Southern Utah NFL EXPERIENCE: 6th year
BORN: May 10, 1993 (28)

MILES KILLEBREW'S NFL REGULAR SEASON DEFENSIVE STATISTICS

DATE	TEAM	GP	GS	TACKLES								INTERCEPTIONS				O. FUMB				ST				MISC		
				TK	S	A	TFL	YDS	SK	YDS	QBH	NO	YDS	LG	TD	PD	FF	FR	TD	YDS	TK	S	A	FF	FR	S
2016	Lions	16	0	20	15	5	0	0.0	0.0	0	1	7	7	0	1	0	0	0	0	8	8	0	0	0	0	0
2017	Lions	16	3	31	25	6	1	4.0	0.0	1	1	35	35t	1	5	1	0	0	0	7	7	0	0	0	0	0
2018	Lions	16	0	0	0	0	0	0.0	0.0	0	0	0	0	0	0	0	0	0	0	7	5	2	0	0	0	0
2019	Lions	15	1	5	5	0	0	0.0	0.0	0	0	0	0	0	0	0	0	0	0	15	13	2	0	0	0	0
2020	Lions	15	0	0	0	0	0	0.0	0.0	0	0	0	0	0	0	0	0	0	0	12	10	2	0	0	0	0
2021	Steelers	17	0	6	5	1	1	0.0	0.0	0	0	0	0	0	0	0	0	0	0	7	4	3	0	0	0	0
NFL TOTALS		95	4	62	50	12	2	4.0	0.0	1	2	42	35T	1	6	1	0	0	0	56	47	9	0	0	0	0

MILES KILLEBREW'S NFL POSTSEASON DEFENSIVE STATISTICS

		TACKLES										INTERCEPTIONS						O. FUMB				ST				MISC		
DATE	TEAM	GP	GS	TK	S	A	TFL	YDS	SK	YDS	QBH	NO	YDS	LG	TD	PD	FF	FR	TD	YDS	TK	S	A	FF	FR	S	A	
2016	Lions	1	0	1	1	0	0	0	0.0	0.0	0	0	0	0	0	0	0	0	0	0	0	0	0	0	0	0	0	0
NFL TOTALS		1	0	1	1	0	0	0	0.0	0.0	0	0	0	0	0	0	0	0	0	0	0	0	0	0	0	0	0	0

SINGLE-GAME HIGHS: DEFENSIVE

- Total Tackles8 vs. Atlanta Falcons, Sep 24, 2017
5 vs. Jacksonville Jaguars, Nov 20, 2016
- Interceptions1 vs. Arizona Cardinals, Sep 10, 2017
1 at New Orleans Saints, Dec 04, 2016
- Passes Defensed2 at Minnesota Vikings, Oct 01, 2017
2 vs. Arizona Cardinals, Sep 10, 2017
- Interception Return Yards35 vs. Arizona Cardinals, Sep 10, 2017
7 at New Orleans Saints, Dec 04, 2016
- Forced Fumbles1 at New Orleans Saints, Oct 15, 2017
- Special Teams Tackles2 at Cleveland Browns, Oct 31, 2021
2 at Green Bay Packers, Oct 03, 2021
- Tackles For Loss1 at Minnesota Vikings, Dec 09, 2021
1 vs. Arizona Cardinals, Sep 10, 2017
- ...11 more at 2.

SINGLE-GAME HIGHS - POSTSEASON: DEFENSIVE


- Total Tackles1 at Seattle Seahawks, Jan 07, 2017

2021 GAME-BY-GAME REGULAR-SEASON STATISTICS (STEELERS)

DATE	OPPONENT	P/S	TACKLES							INTERCEPTIONS					O. FUMB			ST				MISC		W/L	SCORE		
			TK	S	A	SK	YDS	TFL	YDS	QBH	NO	YDS	LG	TD	PD	FF	FR	TD	YDS	TK	S	A	FF			FR	S
09/12	at Bills	P	0	0	0.0	0.0	0	0	0	0	0	0	0	0	0	0	0	0	0	0	0	0	0	0	W	23-16	
09/19	Raiders	P	0	0	0.0	0.0	0	0	0	0	0	0	0	0	0	0	0	0	0	0	0	0	0	0	L	17-26	
09/26	Bengals	P	0	0	0.0	0.0	0	0	0	0	0	0	0	0	0	0	0	0	0	0	0	0	0	0	L	10-24	
10/03	at Packers	P	0	0	0.0	0.0	0	0	0	0	0	0	0	0	0	0	0	0	2	1	1	0	0	0	L	17-27	
10/10	Broncos	P	0	0	0.0	0.0	0	0	0	0	0	0	0	0	0	0	0	0	0	0	0	0	0	0	W	27-19	
10/17	Seahawks	P	0	0	0.0	0.0	0	0	0	0	0	0	0	0	0	0	0	0	1	0	1	0	0	0	W	23-20+	
10/31	at Browns	P	0	0	0.0	0.0	0	0	0	0	0	0	0	0	0	0	0	0	2	2	0	0	0	0	W	15-10	
11/08	Bears	P	0	0	0.0	0.0	0	0	0	0	0	0	0	0	0	0	0	0	0	0	0	0	0	0	W	29-27	
11/14	Lions	P	1	1	0.0	0.0	0	0	0	0	0	0	0	0	0	0	0	0	0	0	0	0	0	0	T	16-16	
11/21	at Chargers	P	0	0	0.0	0.0	0	0	0	0	0	0	0	0	0	0	0	0	1	1	0	0	0	0	L	37-41	
11/28	at Bengals	P	0	0	0.0	0.0	0	0	0	0	0	0	0	0	0	0	0	0	0	0	0	0	0	0	L	10-41	
12/05	Ravens	P	0	0	0.0	0.0	0	0	0	0	0	0	0	0	0	0	0	0	1	0	1	0	0	0	W	20-19	
12/09	at Vikings	P	2	2	0.0	0.0	1	0	0	0	0	0	0	0	0	0	0	0	0	0	0	0	0	0	L	28-36	
12/19	Titans	P	1	1	0.0	0.0	0	0	0	0	0	0	0	0	0	0	0	0	0	0	0	0	0	0	W	19-13	
12/26	at Chiefs	P	0	0	0.0	0.0	0	0	0	0	0	0	0	0	0	0	0	0	0	0	0	0	0	0	L	10-36	
01/03	Browns	P	0	0	0.0	0.0	0	0	0	0	0	0	0	0	0	0	0	0	0	0	0	0	0	0	W	26-14	
01/09	at Ravens	P	2	1	1	0.0	0	0	0	0	0	0	0	0	0	0	0	0	0	0	0	0	0	0	W	16-13+	
2021 TOTALS			17-0		6	5	1	0.0	0.0	1	0	0	0	0	0	0	0	0	7	4	3	0	0	0	9-7-1		
+- Overtime																											

2016 GAME-BY-GAME POSTSEASON STATISTICS (LIONS)

DATE	OPPONENT	P/S	TACKLES						INTERCEPTIONS				O. FUMB			ST			MISC		W/L	SCORE				
			TK	S	A	SK	YDS	TFL	YDS	QBH	NO	YDS	LG	TD	PD	FF	FR	TD	YDS	TK			S	A	FF	FR
01/07	at Seahawks	P	1	1	0	0.0	0.0	0	0	0	0	0	0	0	0	0	0	0	0	0	0	0	0	0	L	6-26
2016 TOTALS			1-0	1	1	0	0.0	0.0	0	0	0	0	0	0	0	0	0	0	0	0	0	0	0	0	0-1	



46

CHRISTIAN KUNTZ

LONG SNAPPER

HEIGHT: 6-1

BIRTHPLACE Pittsburgh, PA

WEIGHT: 228

HOW ACQUIRED: FA '20

COLLEGE: Duquesne

NFL EXPERIENCE: 1st year

BORN: Apr. 13, 1994 (27)

CHRISTIAN KUNTZ'S NFL REGULAR SEASON STATISTICS

DATE	TEAM	GP
2021	Steelers	17
NFL TOTALS		17

CHRISTIAN KUNTZ'S NFL REGULAR SEASON DEFENSIVE STATISTICS

DATE	TEAM	GP	GS	TACKLES					YDS	QBH	INTERCEPTIONS					O. FUMB					ST					MISC.				
				TK	S	A	TFL	YDS	SK		NO	YDS	LG	TD	PD	FF	FR	TD	YDS	TK	S	A	FF	FR	S	A	FF	FR	S	A
2021	Steelers	17	0	0	0	0	0	0	0.0	0.0	0	0	0	0	0	0	0	0	0	2	2	0	0	0	0	0	0	0	0	0
NFL TOTALS		17	0	0	0	0	0	0	0.0	0.0	0	0	0	0	0	0	0	0	0	2	2	0	0	0	0	0	0	0	0	0

SINGLE-GAME HIGHS: DEFENSIVE

Special Teams Tackles


1 at Green Bay Packers, Oct 03, 2021

2021 GAME-BY-GAME REGULAR-SEASON STATISTICS (STEELERS)

DATE	OPPONENT		W/L/T	SCORE
09/12	at Bills	P	W	23-16
09/19	Raiders	P	L	17-26
09/26	Bengals	P	L	10-24
10/03	at Packers	P	L	17-27
10/10	Broncos	P	W	27-19
10/17	Seahawks	P	W	23-20+
10/31	at Browns	P	W	15-10
11/08	Bears	P	W	29-27
11/14	Lions	P	T	16-16
11/21	at Chargers	P	L	37-41
11/28	at Bengals	P	L	10-41
12/05	Ravens	P	W	20-19
12/09	at Vikings	P	L	28-36
12/19	Titans	P	W	19-13
12/26	at Chiefs	P	L	10-36
01/03	Browns	P	W	26-14
01/09	at Ravens	P	W	16-13+
2021 TOTALS		17		9-7-1
+ - Overtime				

2021 GAME-BY-GAME REGULAR-SEASON STATISTICS (STEELERS)

DATE	OPPONENT	P/S	TACKLES							INTERCEPTIONS					O. FUMB			ST			MISC			W/L	SCORE							
			TK	S	A	SK	YDS	TFL	YDS	QBH	NO	YDS	LG	TD	PD	FF	FR	TD	YDS	TK	S	A	FF			FR	S	A	FF	FR	S	A
09/12	at Bills	P	0	0	0	0.0	0.0	0	0	0	0	0	0	0	0	0	0	0	0	0	0	0	0	0	0	0	0	0	W	23-16		
09/19	Raiders	P	0	0	0	0.0	0.0	0	0	0	0	0	0	0	0	0	0	0	0	0	0	0	0	0	0	0	0	0	L	17-26		
09/26	Bengals	P	0	0	0	0.0	0.0	0	0	0	0	0	0	0	0	0	0	0	0	0	0	0	0	0	0	0	0	0	L	10-24		
10/03	at Packers	P	0	0	0	0.0	0.0	0	0	0	0	0	0	0	0	0	0	0	1	1	0	0	0	0	0	0	0	0	L	17-27		
10/10	Broncos	P	0	0	0	0.0	0.0	0	0	0	0	0	0	0	0	0	0	0	1	1	0	0	0	0	0	0	0	0	W	27-19		
10/17	Seahawks	P	0	0	0	0.0	0.0	0	0	0	0	0	0	0	0	0	0	0	0	0	0	0	0	0	0	0	0	0	W	23-20+		
10/31	at Browns	P	0	0	0	0.0	0.0	0	0	0	0	0	0	0	0	0	0	0	0	0	0	0	0	0	0	0	0	0	W	15-10		
11/08	Bears	P	0	0	0	0.0	0.0	0	0	0	0	0	0	0	0	0	0	0	0	0	0	0	0	0	0	0	0	0	W	29-27		
11/14	Lions	P	0	0	0	0.0	0.0	0	0	0	0	0	0	0	0	0	0	0	0	0	0	0	0	0	0	0	0	0	T	16-16		
11/21	at Chargers	P	0	0	0	0.0	0.0	0	0	0	0	0	0	0	0	0	0	0	0	0	0	0	0	0	0	0	0	0	L	37-41		
11/28	at Bengals	P	0	0	0	0.0	0.0	0	0	0	0	0	0	0	0	0	0	0	0	0	0	0	0	0	0	0	0	0	L	10-41		
12/05	Ravens	P	0	0	0	0.0	0.0	0	0	0	0	0	0	0	0	0	0	0	0	0	0	0	0	0	0	0	0	0	W	20-19		
12/09	at Vikings	P	0	0	0	0.0	0.0	0	0	0	0	0	0	0	0	0	0	0	0	0	0	0	0	0	0	0	0	0	L	28-36		
12/19	Titans	P	0	0	0	0.0	0.0	0	0	0	0	0	0	0	0	0	0	0	0	0	0	0	0	0	0	0	0	0	W	19-13		
12/26	at Chiefs	P	0	0	0	0.0	0.0	0	0	0	0	0	0	0	0	0	0	0	0	0	0	0	0	0	0	0	0	0	L	10-36		
01/03	Browns	P	0	0	0	0.0	0.0	0	0	0	0	0	0	0	0	0	0	0	0	0	0	0	0	0	0	0	0	0	W	26-14		
01/09	at Ravens	P	0	0	0	0.0	0.0	0	0	0	0	0	0	0	0	0	0	0	0	0	0	0	0	0	0	0	0	0	W	16-13+		
2021 TOTALS		17-0	0	0	0	0.0	0.0	0	0	0	0	0	0	0	0	0	0	0	2	2	0	0	0	0	0	0	0	0				
+ - Overtime																																



31

JUSTIN LAYNE

CORNERBACK

HEIGHT: 6-2
WEIGHT: 192
COLLEGE: Michigan State
BORN: Jan. 12, 1998 (23)

BIRTHPLACE: Cleveland, OH
HOW ACQUIRED: D3b '19
NFL EXPERIENCE: 3rd year

JUSTIN LAYNE'S NFL REGULAR SEASON DEFENSIVE STATISTICS

DATE	TEAM	GP	GS	TACKLES							INTERCEPTIONS					O. FUMB				ST				MISC	
				TK	S	A	TFL	YDS	SK	YDS	QBH	NO	YDS	LG	TD	PD	FF	FRI	TD	YDS	TK	S	A	FF	FR
2019	Steelers	10	0	0	0	0	0	0.0	0.0	0	0	0	0	0	0	0	0	0	3	3	0	0	0	0	0
2020	Steelers	16	0	10	7	3	0	0	0.0	0.0	0	0	0	0	0	0	0	0	12	6	6	0	0	0	0
2021	Steelers	17	0	4	3	1	0	0	0.0	0.0	0	0	0	0	0	0	0	0	12	9	3	0	1	0	0
NFL TOTALS		43	0	14	10	4	0	0	0.0	0.0	0	0	0	0	0	0	0	0	27	18	9	0	1	0	0

JUSTIN LAYNE'S NFL POSTSEASON DEFENSIVE STATISTICS

DATE	TEAM	GP	GS	TACKLES							INTERCEPTIONS				O. FUMB				ST				MISC		
				TK	S	A	TFL	YDS	SK	YDS	QBH	NO	YDS	LG	TD	PD	FF	FR	TD	YDS	TK	S	A	FF	FR
2020	Steelers	1	0	0	0	0	0	0	0.0	0.0	0	0	0	0	0	0	0	0	0	0	0	0	0	0	0
NFL TOTALS		1	0	0	0	0	0	0	0.0	0.0	0	0	0	0	0	0	0	0	0	0	0	0	0	0	0

SINGLE-GAME HIGHS: DEFENSIVE

- Total Tackles5 vs. Washington Football Team, Dec 07, 2020
2 vs. Baltimore Ravens, Dec 05, 2021
...1 more at 2.
- Special Teams Tackles4 at Cleveland Browns, Jan 03, 2021
2 vs. Cleveland Browns, Jan 03, 2022
...3 more at 2.


2021 GAME-BY-GAME REGULAR-SEASON STATISTICS (STEELERS)

DATE	OPPONENT	P/S	TACKLES							INTERCEPTIONS					O. FUMB			ST			MISC						
			TK	S	A	SK	YDS	TFL	YDS	QBH	NO	YDS	LG	TD	PD	FF	FR	TD	YDS	TK	S	A	FF	FR	S	A	W/L/T
09/12	at Bills	P	0	0	0	0.0	0.0	0	0	0	0	0	0	0	0	0	0	0	1	0	1	0	0	0	0	W	23-16
09/19	Raiders	P	1	1	0	0.0	0.0	0	0	0	0	0	0	0	0	0	0	0	1	0	1	0	0	0	0	L	17-26
09/26	Bengals	P	0	0	0	0.0	0.0	0	0	0	0	0	0	0	0	0	0	0	1	1	0	0	0	0	0	L	10-24
10/03	at Packers	P	0	0	0	0.0	0.0	0	0	0	0	0	0	0	0	0	0	0	0	0	0	0	0	0	0	L	17-27
10/10	Broncos	P	0	0	0	0.0	0.0	0	0	0	0	0	0	0	0	0	0	0	1	1	0	0	0	0	0	W	27-19
10/17	Seahawks	P	0	0	0	0.0	0.0	0	0	0	0	0	0	0	0	0	0	0	1	1	0	0	0	0	0	W	23-20+
10/31	at Browns	P	0	0	0	0.0	0.0	0	0	0	0	0	0	0	0	0	0	0	0	0	0	1	0	0	0	W	15-10
11/08	Bears	P	0	0	0	0.0	0.0	0	0	0	0	0	0	0	0	0	0	0	2	2	0	0	0	0	0	W	29-27
11/14	Lions	P	0	0	0	0.0	0.0	0	0	0	0	0	0	0	0	0	0	0	1	1	0	0	0	0	0	T	16-16
11/21	at Chargers	P	0	0	0	0.0	0.0	0	0	0	0	0	0	0	0	0	0	0	0	0	0	0	0	0	0	L	37-41
11/28	at Bengals	P	0	0	0	0.0	0.0	0	0	0	0	0	0	0	0	0	0	0	1	1	0	0	0	0	0	L	10-41
12/05	Ravens	P	2	2	0	0.0	0.0	0	0	0	0	0	0	0	0	0	0	0	0	0	0	0	0	0	0	W	20-19
12/09	at Vikings	P	1	0	1	0.0	0.0	0	0	0	0	0	0	0	0	0	0	0	0	0	0	0	0	0	0	L	28-36
12/19	Titans	P	0	0	0	0.0	0.0	0	0	0	0	0	0	0	0	0	0	0	1	1	0	0	0	0	0	W	19-13
12/26	at Chiefs	P	0	0	0	0.0	0.0	0	0	0	0	0	0	0	0	0	0	0	0	0	0	0	0	0	0	L	10-36
01/03	Browns	P	0	0	0	0.0	0.0	0	0	0	0	0	0	0	0	0	0	0	2	1	1	0	0	0	0	W	26-14
01/09	at Ravens	P	0	0	0	0.0	0.0	0	0	0	0	0	0	0	0	0	0	0	0	0	0	0	0	0	0	W	16-13+
2021 TOTALS		17-0	4	3	1	0.0	0.0	0	0	0	0	0	0	0	0	0	0	0	12	9	3	0	1	0	0	9-7-1	
+ - Overtime																											

+ - Overtime

2020 GAME-BY-GAME POSTSEASON STATISTICS (STEELERS)

DATE	OPPONENT	P/S	TACKLES							INTERCEPTIONS					O. FUMB			ST			MISC		W/L	SCORE		
			TK	S	A	SK	YDS	TFL	YDS	QBH	NO	YDS	LG	TD	PD	FF	FR	TD	YDS	TK	S	A			FF	FR
01/10	Browns	P	0	0	0	0.0	0.0	0	0	0	0	0	0	0	0	0	0	0	0	0	0	0	0	0	L	37-48
2020 TOTALS			1-0	0	0	0.0	0.0	0	0	0	0	0	0	0	0	0	0	0	0	0	0	0	0	0	0-1	



77

JOHN LEGUE

(Leg-LOU)

HEIGHT: 6-7
WEIGHT: 310
COLLEGE: Tulane
BORN: Apr. 17, 1996 (25)

OFFENSIVE LINEMAN
BIRTHPLACE: Alexandria, LA
HOW ACQUIRED: FA '20
NFL EXPERIENCE: 1st year

JOHN LEGUE'S NFL REGULAR SEASON STATISTICS

DATE	TEAM	GP	GS
2019	Saints	0	0
Went from New Orleans to Green Bay.			
2019	Packers	0	0
2019	TOTAL	0	0
2021	Steelers	6	5
NFL TOTALS		6	5

JOHN LEGUE'S NFL POSTSEASON STATISTICS

DATE	TEAM	GP	GS
2019	Packers	0	0
NFL TOTALS		0	0

2021 GAME-BY-GAME REGULAR-SEASON STATISTICS (STEELERS)

DATE	OPPONENT	P/S		W/L/T	SCORE
09/12	at Bills		PRACTICE SQUAD	W	23-16
09/19	Raiders		PRACTICE SQUAD	L	17-26
09/26	Bengals		PRACTICE SQUAD	L	10-24
10/03	at Packers		PRACTICE SQUAD	L	17-27
10/10	Broncos		PRACTICE SQUAD	W	27-19
10/17	Seahawks		PRACTICE SQUAD	W	23-20+
10/31	at Browns		PRACTICE SQUAD	W	15-10
11/08	Bears		PRACTICE SQUAD	W	29-27
11/14	Lions		PRACTICE SQUAD	T	16-16
11/21	at Chargers		PRACTICE SQUAD	L	37-41
11/28	at Bengals		DID NOT PLAY (NON-INJURY)	L	10-41
12/05	Ravens	P		W	20-19
12/09	at Vikings	S		L	28-36
12/19	Titans	S		W	19-13
12/26	at Chiefs	S		L	10-36
01/03	Browns	S		W	26-14
01/09	at Ravens	S		W	16-13+
2021 TOTALS		6-5		9-7-1	
+ - Overtime					

2019 GAME-BY-GAME POSTSEASON STATISTICS (PACKERS)

DATE	OPPONENT	P/S		W/L	SCORE
01/12	Seahawks		INACTIVE	W	28-23
01/19	at 49ers		INACTIVE	L	20-37
2019 TOTALS		0-0		1-1	



ISAIAHH LOUDERMILK

DEFENSIVE END

HEIGHT: 6-7 BIRTHPLACE: Howard, KN
WEIGHT: 240 HOW ACQUIRED: DS '21
COLLEGE: Wisconsin NFL EXPERIENCE: R
BORN: Oct. 10, 1997 (24)

REGULAR SEASON COMPARISON: DEFENSIVE - KANSAS CITY CHIEFS

DATE	OPP	W/L	GP/GS	TACKLES				ASST	SACK	YDS.	INT	TFL	PD	QBH	TD	MISC		
				TOT	SOLO	TFL	YDS									FF	FR	FR
12/26/21	PIT @ KC	L	S	6	3			3	0.0	0.0	0	0	0	0	0	0	0	0
TOTALS		0/1	1/1	6	3			3	0.0	0.0	0	0	0	0	0	0	0	0

ISAIAHH LOUDERMILK'S NFL REGULAR SEASON DEFENSIVE STATISTICS

DATE	TEAM	GP	GS	TACKLES							INTERCEPTIONS					O. FUMB				ST				MISC	
				TK	S	A	TFL	YDS	SK	YDS	QBH	NO	YDS	LG	TD	PD	FF	FR	TD	YDS	TK	S	A	FF	FR
2021	Steelers	15	2	23	16	7	0	0	1.0	0.0	0	0	0	0	3	0	0	0	0	0	0	0	0	0	0
NFL TOTALS		15	2	23	16	7	0	0	1.0	0.0	0	0	0	0	3	0	0	0	0	0	0	0	0	0	0


SINGLE-GAME HIGHS: DEFENSIVE

Total Tackles 6 at Kansas City Chiefs, Dec 26, 2021
4 vs. Tennessee Titans, Dec 19, 2021

Passes Defensed 1 vs. Cleveland Browns, Jan 03, 2022
1 at Cincinnati Bengals, Nov 28, 2021
...1 more at 1.

2021 GAME-BY-GAME REGULAR-SEASON STATISTICS (STEELERS)

DATE	OPPONENT	P/S	TACKLES							INTERCEPTIONS				O. FUMB			ST			MISC		W/L	SCORE											
			TK	S	A	SK	YDS	TFL	YDS	QBH	NO	YDS	LG	TD	PD	FF	FR	TD	YDS	TK	S			A	FF	FR	S	A						
09/12	at Bills									ON INACTIVE LIST																							W	23-16
09/19	Raiders	P	1	0	1	0.0	0.0	0	0	0	0	0	0	0	0	0	0	0	0	0	0	0	0	0	0	L	17-26							
09/26	Bengals	P	1	1	0	0.0	0.0	0	0	0	0	0	0	0	0	0	0	0	0	0	0	0	0	0	0	L	10-24							
10/03	at Packers	P	0	0	0	0.0	0.0	0	0	0	0	0	0	1	0	0	0	0	0	0	0	0	0	0	0	L	17-27							
10/10	Broncos	P	0	0	0	0.0	0.0	0	0	0	0	0	0	0	0	0	0	0	0	0	0	0	0	0	0	W	27-19							
10/17	Seahawks	P	1	1	0	0.0	0.0	0	0	0	0	0	0	0	0	0	0	0	0	0	0	0	0	0	0	W	23-20+							
10/31	at Browns	P	2	2	0	1.0	0.0	0	0	0	0	0	0	0	0	0	0	0	0	0	0	0	0	0	0	W	15-10							
11/08	Bears	P	0	0	0	0.0	0.0	0	0	0	0	0	0	0	0	0	0	0	0	0	0	0	0	0	0	W	29-27							
11/14	Lions	P	2	2	0	0.0	0.0	0	0	0	0	0	0	0	0	0	0	0	0	0	0	0	0	0	0	T	16-16							
11/21	at Chargers									ON INACTIVE LIST																							L	37-41
11/28	at Bengals	P	1	0	1	0.0	0.0	0	0	0	0	0	0	1	0	0	0	0	0	0	0	0	0	0	0	L	10-41							
12/05	Ravens	P	1	1	0	0.0	0.0	0	0	0	0	0	0	0	0	0	0	0	0	0	0	0	0	0	0	W	20-19							
12/09	at Vikings	P	2	1	1	0.0	0.0	0	0	0	0	0	0	0	0	0	0	0	0	0	0	0	0	0	0	L	28-36							
12/19	Titans	P	4	4	0	0.0	0.0	0	0	0	0	0	0	0	0	0	0	0	0	0	0	0	0	0	0	W	19-13							
12/26	at Chiefs	S	6	3	3	0.0	0.0	0	0	0	0	0	0	0	0	0	0	0	0	0	0	0	0	0	0	L	10-36							
01/03	Browns	S	1	0	1	0.0	0.0	0	0	0	0	0	0	1	0	0	0	0	0	0	0	0	0	0	0	W	26-14							
01/09	at Ravens	P	1	1	0	0.0	0.0	0	0	0	0	0	0	0	0	0	0	0	0	0	0	0	0	0	0	W	16-13+							
2021 TOTALS		15-2	23	16	7	1.0	0.0	0	0	0	0	0	0	3	0	0	0	0	0	0	0	0	0	0	0	9-7-1								
+ - Overtime																																		



EST. 1933

STEELERS NATION

35

ARTHUR MAULET

(mah-LETT)

CORNERBACK

HEIGHT: 5-10

WEIGHT: 190

COLLEGE: Memphis

BORN: Jul. 13, 1993 (28)

BIRTHPLACE: New Orleans, LA

HOW ACQUIRED: FA '21

NFL EXPERIENCE: 5th year

REGULAR SEASON COMPARISON: DEFENSIVE - KANSAS CITY CHIEFS

DATE	OPP	W/L	GP/GS	TACKLES					SACK	YDS.	INT	TFL	PD	QBH	TD	MISC		
				TOT	SOLO	ASST										FF	FR	FR
12/26/21	PIT @ KC	L	S	4	3	1			0.0	0.0	0	0	0	0	0	0	0	0
TOTALS		0/1	1/1	4	3	1			0.0	0.0	0	0	0	0	0	0	0	0

ARTHUR MAULET'S NFL REGULAR SEASON DEFENSIVE STATISTICS

DATE	TEAM	GP	GS	TK	S	TACKLES					QBH	INTERCEPTIONS					O. FUMB					ST			MISC		
						A	TFL	YDS	SK	YDS		NO	YDS	LG	TD	FF	FR	TD	YDS	TK	S	A	FF	FR	S	A	
2017	Saints	6	0	0	0	0	0	0.0	0.0	0.0	0	0	0	0	0	0	0	0	0	1	1	0	0	0	0	0	
2018	Colts	5	1	9	6	3	0	0.0	0.0	0.0	0	0	0	0	0	0	0	0	0	0	0	0	0	0	0	0	
2019	Jets	12	6	37	25	12	5	11	0.0	0.0	0	1	13	13	0	2	0	1	0	1	1	0	0	1	0	0	
2020	Jets	11	5	23	19	4	0	0	1.0	3.0	1	1	20	20	0	5	0	0	0	6	4	2	0	0	0	0	
2021	Steelers	16	2	46	37	9	5	15	0.0	0.0	2	0	0	0	1	1	0	0	0	1	1	0	0	0	0	0	
NFL TOTALS		50	14	115	87	28	10	26	1.0	3.0	3	2	33	20	0	8	1	0	1	0	9	7	2	0	1	0	0

ARTHUR MAULET'S NFL POSTSEASON DEFENSIVE STATISTICS

		TACKLES										INTERCEPTIONS					O. FUMB				ST			MISC			
DATE	TEAM	GP	GS	TK	S	A	TFL	YDS	SK	YDS	QBH	NO	YDS	LG	TD	PD	FF	FR	TD	YDS	TK	S	A	FF	FR	S	A
2017	Saints	2	0	0	0	0	0	0	0.0	0.0	0	0	0	0	0	0	0	0	0	0	0	0	0	0	0	0	0
NFL TOTALS		2	0	0	0	0	0	0	0.0	0.0	0	0	0	0	0	0	0	0	0	0	0	0	0	0	0	0	0

SINGLE-GAME HIGHS: DEFENSIVE

Total Tackles	8 vs. Pittsburgh Steelers, Dec 22, 2019 7 at Buffalo Bills, Dec 29, 2019 ...1 more at 7.	Interceptions	1 vs. Las Vegas Raiders, Dec 06, 2020 1 at Buffalo Bills, Dec 29, 2019
Passes Defensed	3 vs. Cleveland Browns, Dec 27, 2020 1 vs. Denver Broncos, Oct 10, 2021 ...4 more at 1.	Interception Return Yards	20 vs. Las Vegas Raiders, Dec 06, 2020 13 at Buffalo Bills, Dec 29, 2019 2 at Seattle Seahawks, Dec 13, 2020
Forced Fumbles	1 vs. Tennessee Titans, Dec 19, 2021	Special Teams Tackles	1 at Buffalo Bills, Sep 12, 2021 ...6 more at 1.
Tackles For Loss	3 vs. Oakland Raiders, Nov 24, 2019 2 at Green Bay Packers, Oct 03, 2021 ...1 more at 2.	Special Teams Fumble Recoveries	1 at New England Patriots, Sep 22, 2019


2021 GAME-BY-GAME REGULAR-SEASON STATISTICS (STEELERS)

DATE	OPPONENT	P/S	TACKLES								INTERCEPTIONS					O. FUMB				ST				MISC			W/L	SCORE	
			TK	S	A	SK	TFL	YDS	QBH	NO	YDS	LG	TD	PD	FF	FR	TD	YDS	TK	S	A	FF	FR	S	A				
09/12	at Bills	P	2	1	1	0.0	0.0	0	0	0	0	0	0	0	0	0	0	1	1	0	0	0	0	0	W	23-16			
09/19	Raiders	P	0	0	0	0.0	0.0	0	0	0	0	0	0	0	0	0	0	0	0	0	0	0	0	0	L	17-26			
09/26	Bengals	P	2	2	0	0.0	0.0	1	2	0	0	0	0	0	0	0	0	0	0	0	0	0	0	0	L	10-24			
10/03	at Packers	P	4	3	1	0.0	0.0	2	5	0	0	0	0	0	0	0	0	0	0	0	0	0	0	0	L	17-27			
10/10	Broncos	S	2	1	1	0.0	0.0	0	0	0	0	0	1	0	0	0	0	0	0	0	0	0	0	0	W	27-19			
10/17	Seahawks	P	3	3	0	0.0	0.0	1	3	0	0	0	0	0	0	0	0	0	0	0	0	0	0	0	W	23-20+			
10/31	at Browns	P	4	3	1	0.0	0.0	0	0	0	0	0	0	0	0	0	0	0	0	0	0	0	0	0	W	15-10			
11/08	Bears	P	4	4	0	0.0	0.0	0	0	0	0	0	0	0	0	0	0	0	0	0	0	0	0	0	W	29-27			
11/14	Lions	P	0	0	0	0.0	0.0	0	0	0	0	0	0	0	0	0	0	0	0	0	0	0	0	0	T	16-16			
11/21	at Chargers	P	3	3	0	0.0	0.0	0	0	1	0	0	0	0	0	0	0	0	0	0	0	0	0	0	L	37-41			
11/28	at Bengals	P	6	3	3	0.0	0.0	0	0	0	0	0	0	0	0	0	0	0	0	0	0	0	0	0	L	10-41			
12/05	Ravens	P	2	1	1	0.0	0.0	0	0	0	0	0	0	0	0	0	0	0	0	0	0	0	0	0	W	20-19			
12/09	at Vikings	P	1	1	0	0.0	0.0	0	0	0	0	0	0	0	0	0	0	0	0	0	0	0	0	0	L	28-36			
12/19	Titans	P	5	5	0	0.0	0.0	0	0	0	0	0	0	1	0	0	0	0	0	0	0	0	0	0	W	19-13			
12/26	at Chiefs	S	4	3	1	0.0	0.0	0	0	0	0	0	0	0	0	0	0	0	0	0	0	0	0	0	L	10-36			
01/03	Browns									RESERVE/COVID-19																		W	26-14
01/09	at Ravens	P	4	4	0	0.0	0.0	1	5	1	0	0	0	0	0	0	0	0	0	0	0	0	0	0	W	16-13+			
2021 TOTALS		16-2	46	37	9	0.0	0.0	5	15	2	0	0	0	0	1	1	0	0	0	1	1	0	0	0	9-7-1				
+ = Overtime																													

+/- Overtime

2017 GAME-BY-GAME POSTSEASON STATISTICS (SAINTS)

			TACKLES								INTERCEPTIONS						O. FUMB			ST			MISC					
DATE	OPPONENT	P/S	TK	S	A	SK	YDS	TFL	YDS	QBH	NO	YDS	LG	TD	PD	FF	FR	TD	YDS	TK	S	A	FF	FR	S	A	W/L	SCORE
01/07	Panthers	P	0	0	0	0.0	0.0	0	0	0	0	0	0	0	0	0	0	0	0	0	0	0	0	0	0	0	W	31-26
01/14	at Vikings	P	0	0	0	0.0	0.0	0	0	0	0	0	0	0	0	0	0	0	0	0	0	0	0	0	0	0	L	24-29
2017 TOTALS		2-0	0	0	0	0.0	0.0	0	0	0	0	0	0	0	0	0	0	0	0	0	0	0	0	0	0	0	1-1	



14

RAY-RAY MCCLOUD

WIDE RECEIVER

HEIGHT: 5-9

WEIGHT: 190

COLLEGE: Clemson

BORN: Oct. 15, 1996 (25)

BIRTHPLACE Tampa, FL

HOW ACQUIRED: FA '20

NFL EXPERIENCE: 4th year

REGULAR SEASON COMPARISON: RECEIVING - KANSAS CITY CHIEFS

DATE	OPP	W/L	GP/GS	REC	YDS.	AVG.	TD	LG	TGTS	YAC
12/26/21	PIT @ KC	L	S	4	25	6.3	0	17	8	12
TOTALS		0/1	1/1	4	25	6.3	0	17	8	12

RAY-RAY MCCLOUD'S NFL REGULAR SEASON RUSHING/RECEIVING STATISTICS

DATE	TEAM	GP	GS	RECEIVING					RUSHING				
				NO.	YDS.	AVG.	LG	TD	NO.	YDS.	AVG.	LG	TD
2018	Bills	10	1	5	36	7.2	16	0	2	4	2.0	7	0
2019	Panthers	6	0	0	0	0.0	0	0	0	0	0.0	0	0
2020	Steelers	16	2	20	77	3.9	13	0	4	65	16.3	58	0
2021	Steelers	16	5	39	277	7.1	24	0	2	15	7.5	10	0
NFL TOTALS		48	8	64	390	6.1	24	0	8	84	10.5	58	0

RAY-RAY MCCLOUD'S NFL REGULAR SEASON RETURN STATISTICS

DATE	TEAM	RET.	KICKOFF RETURNS					PUNT RETURNS					
			YDS.	AVG.	LG	TD		NO.	FC	YDS.	AVG.	LG	TD
2018	Bills	1	18	18.0	18	0		4	2	20	5.0	13	0
2019	Panthers	8	174	21.8	31	0		10	7	82	8.2	39	0
2020	Steelers	28	646	23.1	49	0		29	19	298	10.3	57	0
2021	Steelers	35	776	22.2	40	0		38	12	367	9.7	23	0
NFL TOTALS		72	1,614	22.4	49	0		81	40	767	9.5	57	0

SINGLE-GAME HIGHS: RUSHING/RECEIVING

Rush Attempts	2 at Pittsburgh Steelers, Oct 11, 2020 1 at Jacksonville Jaguars, Nov 22, 2020 ...3 more at 1.	Longest Kickoff Return	49 vs. Denver Broncos, Sep 20, 2020 40 at Green Bay Packers, Oct 03, 2021
Rushing Yards	63 vs. Philadelphia Eagles, Oct 11, 2020 10 at Cleveland Browns, Oct 31, 2021	Fair Catches	3 vs. Denver Broncos, Oct 10, 2021 3 vs. Washington Football Team, Dec 07, 2020 ...1 more at 3.
Longest Runs	58 vs. Philadelphia Eagles, Oct 11, 2020 10 at Cleveland Browns, Oct 31, 2021	Punt Return Yards	83 at Tennessee Titans, Oct 25, 2020 60 vs. Cincinnati Bengals, Nov 15, 2020
Receptions	9 vs. Detroit Lions, Nov 14, 2021 6 at Minnesota Vikings, Dec 09, 2021	Longest Punt Return	57 at Tennessee Titans, Oct 25, 2020 42 vs. Cincinnati Bengals, Nov 15, 2020
Receiving Yards	63 vs. Detroit Lions, Nov 14, 2021 37 at Baltimore Ravens, Jan 09, 2022	Punt Returns	6 vs. Detroit Lions, Nov 14, 2021 5 vs. Cleveland Browns, Jan 03, 2022
Longest Receptions	24 vs. Cincinnati Bengals, Sep 26, 2021 20 at Baltimore Ravens, Jan 09, 2022	Receiving Average	11.0 vs. Cincinnati Bengals, Sep 26, 2021 9.3 at Baltimore Ravens, Jan 09, 2022
All-Purpose Yards	152 vs. Detroit Lions, Nov 14, 2021 132 at Baltimore Ravens, Jan 09, 2022	Punt Return Average	27.7 at Tennessee Titans, Oct 25, 2020 15.0 vs. Cincinnati Bengals, Nov 15, 2020
Kickoff Returns	4 vs. Las Vegas Raiders, Sep 19, 2021 4 vs. Indianapolis Colts, Dec 27, 2020	Kickoff Return Average	33.0 at Green Bay Packers, Oct 03, 2021 24.3 vs. Seattle Seahawks, Oct 17, 2021
Kickoff Return Yards	99 at Green Bay Packers, Oct 03, 2021 92 vs. Las Vegas Raiders, Sep 19, 2021		


2021 PITTSBURGH STEELERS

115

UPDATED PLAYER BIOS

2021 GAME-BY-GAME REGULAR-SEASON STATISTICS (STEELERS)

DATE	OPPONENT	P/S	RECEIVING					RUSHING					W/L/T	SCORE
			NO.	YDS.	AVG.	LG	TD	NO.	YDS.	AVG.	LG	TD		
09/12	at Bills	P	0	0	0.0	0	0	0	0	0.0	0	0	W	23-16
09/19	Raiders	P	0	0	0.0	0	0	0	0	0.0	0	0	L	17-26
09/26	Bengals	P	3	33	11.0	24	0	0	0	0.0	0	0	L	10-24
10/03	at Packers	P	1	2	2.0	2	0	0	0	0.0	0	0	L	17-27
10/10	Broncos	P	1	1	1.0	1	0	0	0	0.0	0	0	W	27-19
10/17	Seahawks	P	2	18	9.0	15	0	0	0	0.0	0	0	W	23-20+
10/31	at Browns	S	0	0	0.0	0	0	1	10	10.0	10	0	W	15-10
11/08	Bears	P	1	12	12.0	12	0	0	0	0.0	0	0	W	29-27
11/14	Lions	S	9	63	7.0	17	0	0	0	0.0	0	0	T	16-16
11/21	at Chargers	P	2	12	6.0	8	0	1	5	5.0	5	0	L	37-41
11/28	at Bengals							RESERVE/COVID-19					L	10-41
12/05	Ravens	P	1	7	7.0	7	0	0	0	0.0	0	0	W	20-19
12/09	at Vikings	S	6	32	5.3	10	0	0	0	0.0	0	0	L	28-36
12/19	Titans	P	1	0	0.0	0	0	0	0	0.0	0	0	W	19-13
12/26	at Chiefs	S	4	25	6.3	17	0	0	0	0.0	0	0	L	10-36
01/03	Browns	S	4	35	8.8	12	0	0	0	0.0	0	0	W	26-14
01/09	at Ravens	P	4	37	9.3	20	0	0	0	0.0	0	0	W	16-13+
2021 TOTALS		16-5	39	277	7.1	24	0	2	15	7.5	10	0	9-7-1	
+ - Overtime														



26

ANTHONY MCFARLAND JR. RUNNING BACK

HEIGHT: 5-8

WEIGHT: 193

COLLEGE: Maryland

BORN: Mar. 4, 1999 (22)

BIRTHPLACE Hyattsville, MD

HOW ACQUIRED: D4a '20

NFL EXPERIENCE: 2nd year

ANTHONY MCFARLAND JR.'S NFL REGULAR SEASON RUSHING/RECEIVING STATISTICS

DATE	TEAM	GP	GS	RUSHING					RECEIVING				
				NO.	YDS.	AVG.	LG	TD	NO.	YDS.	AVG.	LG	TD
2020	Steelers	11	0	33	113	3.4	20	0	6	54	9.0	17	0
2021	Steelers	2	0	3	3	1.0	3	0	1	11	11.0	11	0
NFL TOTALS		13	0	36	116	3.2	20	0	7	65	9.3	17	0

ANTHONY MCFARLAND JR.'S NFL POSTSEASON RUSHING/RECEIVING STATISTICS

DATE	TEAM	GP	GS	RUSHING					RECEIVING				
				NO.	YDS.	AVG.	LG	TD	NO.	YDS.	AVG.	LG	TD
2020	Steelers	0	0	0	0	0.0	0	0	0	0	0.0	0	0
NFL TOTALS		0	0	0	0	0.0	0	0	0	0	0.0	0	0

ANTHONY MCFARLAND JR.'S NFL REGULAR SEASON RETURN STATISTICS

DATE	TEAM	RET.	KICKOFF RETURNS				PUNT RETURNS					
			YDS.	AVG.	LG	TD	NO.	FC	YDS.	AVG.	LG	TD
2020	Steelers	0	0	0.0	0	0	0	0	0	0.0	0	0
2021	Steelers	3	73	24.3	25	0	0	0	0	0.0	0	0
NFL TOTALS		3	73	24.3	25	0	0	0	0	0.0	0	0

ANTHONY MCFARLAND JR.'S NFL POSTSEASON RETURN STATISTICS

DATE	TEAM	RET.	KICKOFF RETURNS				PUNT RETURNS					
			YDS.	AVG.	LG	TD	NO.	FC	YDS.	AVG.	LG	TD
2020	Steelers	0	0	0.0	0	0	0	0	0	0.0	0	0
NFL TOTALS		0	0	0.0	0	0	0	0	0	0.0	0	0

SINGLE-GAME HIGHS: RUSHING/RECEIVING

Rush Attempts

6 vs. Houston Texans, Sep 27, 2020
5 at Cleveland Browns, Jan 03, 2021

Rushing Yards

42 vs. Houston Texans, Sep 27, 2020
17 at Cleveland Browns, Jan 03, 2021

Longest Runs

20 vs. Houston Texans, Sep 27, 2020
11 vs. Houston Texans, Sep 27, 2020

Receptions

2 at Dallas Cowboys, Nov 08, 2020
1 at Cincinnati Bengals, Dec 21, 2020
...3 more at 1.

Receiving Yards

17 vs. Baltimore Ravens, Dec 02, 2020
15 at Dallas Cowboys, Nov 08, 2020

Longest Receptions

17 vs. Baltimore Ravens, Dec 02, 2020
11 at Cincinnati Bengals, Nov 28, 2021

All-Purpose Yards

75 at Cincinnati Bengals, Nov 28, 2021
49 vs. Houston Texans, Sep 27, 2020

Kickoff Returns

3 at Cincinnati Bengals, Nov 28, 2021

Kickoff Return Yards

73 at Cincinnati Bengals, Nov 28, 2021

Longest Kickoff Return

25 at Cincinnati Bengals, Nov 28, 2021
24 at Cincinnati Bengals, Nov 28, 2021
...1 more at 24.

Kickoff Return Average

24.3 at Cincinnati Bengals, Nov 28, 2021

2021 PITTSBURGH STEELERS

117

UPDATED PLAYER BIOS

2021 GAME-BY-GAME REGULAR-SEASON STATISTICS (STEELERS)


DATE	OPPONENT	P/S	RUSHING					RECEIVING					W/L/T	SCORE
			NO.	YDS.	AVG.	LG	TD	NO.	YDS.	AVG.	LG	TD		
09/12	at Bills												W	23-16
09/19	Raiders												L	17-26
09/26	Bengals												L	10-24
10/03	at Packers												L	17-27
10/10	Broncos												W	27-19
10/17	Seahawks												W	23-20+
10/31	at Browns	P	1	1	1.0	1	0	0	0	0.0	0	0	W	15-10
11/08	Bears												W	29-27
11/14	Lions												T	16-16
11/21	at Chargers												L	37-41
11/28	at Bengals	P	2	2	1.0	3	0	1	11	11.0	11	0	L	10-41
12/05	Ravens												W	20-19
12/09	at Vikings												L	28-36
12/19	Titans												W	19-13
12/26	at Chiefs												L	10-36
01/03	Browns												W	26-14
01/09	at Ravens												W	16-13+
2021 TOTALS		2-0	3	3	1.0	3	0	1	11	11.0	11	0	9-7-1	
+ - Overtime														

2020 GAME-BY-GAME POSTSEASON STATISTICS (STEELERS)

DATE	OPPONENT	P/S	RUSHING					RECEIVING					W/L	SCORE
			NO.	YDS.	AVG.	LG	TD	NO.	YDS.	AVG.	LG	TD		
01/10	Browns												L	37-48
ON INACTIVE LIST														
2020 TOTALS		0-0	0	0	0.0	0	0	0	0	0.0	0	0	0-1	

2018 GAME-BY-GAME POSTSEASON STATISTICS (SAINTS)

			TACKLES								INTERCEPTIONS						O. FUMB				ST				MISC			
DATE	OPPONENT	P/S	TK	S	A	SK	YDS	TFL	YDS	QBH	NO	YDS	LG	TD	PD	FF	FR	TD	YDS	TK	S	A	FF	FR	S	A	W/L	SCORE
01/13	Eagles																										W	20-14
01/20	Rams																										L	23-26+
2018 TOTALS			0	0	0	0.0	0.0	0	0	0	0	0	0	0	0	0	0	0	0	0	0	0	0	0	0	0	1-1	
+- Overtime																												



65

DAN MOORE JR.

OFFENSIVE TACKLE

HEIGHT: 6-5

WEIGHT: 315

COLLEGE: Texas A&M

BORN: Sep. 28, 1998 (23)

BIRTHPLACE: Beaumont, TX

HOW ACQUIRED: D4a '21

NFL EXPERIENCE: R

DAN MOORE JR.'S NFL REGULAR SEASON STATISTICS

DATE	TEAM	GP	GS
2021	Steelers	16	16
NFL TOTALS		16	16

2021 GAME-BY-GAME REGULAR-SEASON STATISTICS (STEELERS)

DATE	OPPONENT	P/S	W/L/T	SCORE
09/12	at Bills	S	W	23-16
09/19	Raiders	S	L	17-26
09/26	Bengals	S	L	10-24
10/03	at Packers	S	L	17-27
10/10	Broncos	S	W	27-19
10/17	Seahawks	S	W	23-20+
10/31	at Browns	S	W	15-10
11/08	Bears	S	W	29-27
11/14	Lions	S	T	16-16
11/21	at Chargers	S	L	37-41
11/28	at Bengals	S	L	10-41
12/05	Ravens	S	W	20-19
12/09	at Vikings	S	L	28-36
12/19	Titans	S	W	19-13
12/26	at Chiefs	S	L	10-36
01/03	Browns	S	W	26-14
01/09	at Ravens		W	16-13+
2021 TOTALS		16-16	9-7-1	
+ - Overtime				

ON INACTIVE LIST



TRE NORWOOD

DEFENSIVE BACK

HEIGHT: 6-0 BIRTHPLACE: Fort Smith, AR
WEIGHT: 194 HOW ACQUIRED: D7a '21
COLLEGE: Oklahoma NFL EXPERIENCE: R
BORN: Apr. 19, 1999 (22)

REGULAR SEASON COMPARISON: DEFENSIVE - KANSAS CITY CHIEFS

DATE	OPP	W/L	GP/PS	TACKLES				ASST	SACK	YDS.	INT	TFL	PD	QBH	TD	MISC		
				TOT	SOLO	1	1									FF	FR	FR
12/26/21	PIT @ KC	L		1	1			0	0.0	0.0	0	0	0	0	0	0	0	0
TOTALS		0/1	1/0	1	1			0	0.0	0.0	0	0	0	0	0	0	0	0

TRE NORWOOD'S NFL REGULAR SEASON DEFENSIVE STATISTICS

TACKLES										INTERCEPTIONS						O. FUMB				ST				MISC			
DATE	TEAM	GP	GS	TK	S	A	TFL	YDS	SK	YDS	QBH	NO	YDS	LG	TD	PD	FF	FR	TD	YDS	TK	S	A	FF	FR	S	A
2021	Steelers	17	3	35	30	5	2	4	0.0	0.0	0	1	0	0	0	4	0	0	0	0	3	2	1	0	0	0	0
NFL TOTALS		17	3	35	30	5	2	4	0.0	0.0	0	1	0	0	0	4	0	0	0	0	3	2	1	0	0	0	0


SINGLE-GAME HIGHS: DEFENSIVE

- Total Tackles7 at Los Angeles Chargers, Nov 21, 2021Interceptions1 vs. Cleveland Browns, Jan 03, 2022
- Passes Defended2 vs. Detroit Lions, Nov 14, 2021Special Teams Tackles1 vs. Baltimore Ravens, Dec 05, 2021
- Tackles For Loss1 vs. Cleveland Browns, Jan 03, 20221 at Buffalo Bills, Sep 12, 2021
- ...1 more at 1.
- Tackles For Loss1 vs. Seattle Seahawks, Oct 17, 2021

2021 GAME-BY-GAME REGULAR-SEASON STATISTICS (STEELERS)

DATE	OPPONENT	P/S	TACKLES								INTERCEPTIONS				O. FUMB				ST				MISC					
			TK	S	A	SK	YDS	TFL	YDS	QBH	NO	YDS	LG	TD	PD	FF	FR	TD	YDS	TK	S	A	FF	FR	S	A	W/L	SCORE
09/12	at Bills	S	5	4	1	0.0	0.0	0	0	0	0	0	0	0	0	0	0	0	1	1	0	0	0	0	0	W	23-16	
09/19	Raiders	P	1	1	0	0.0	0.0	0	0	0	0	0	0	0	0	0	0	0	0	0	0	0	0	0	0	L	17-26	
09/26	Bengals	P	3	3	0	0.0	0.0	0	0	0	0	0	0	0	0	0	0	0	0	0	0	0	0	0	0	L	10-24	
10/03	at Packers	P	0	0	0	0.0	0.0	0	0	0	0	0	0	0	0	0	0	0	0	0	0	0	0	0	0	L	17-27	
10/10	Broncos	P	2	2	0	0.0	0.0	0	0	0	0	0	0	0	0	0	0	0	0	0	0	0	0	0	0	W	27-19	
10/17	Seahawks	P	3	3	0	0.0	0.0	1	4	0	0	0	0	1	0	0	0	0	0	0	0	0	0	0	0	W	23-20+	
10/31	at Browns	P	2	2	0	0.0	0.0	0	0	0	0	0	0	0	0	0	0	0	0	0	0	0	0	0	0	W	15-10	
11/08	Bears	P	1	1	0	0.0	0.0	0	0	0	0	0	0	0	0	0	0	0	0	0	0	0	0	0	0	W	29-27	
11/14	Lions	S	1	1	0	0.0	0.0	0	0	0	0	0	0	2	0	0	0	0	0	0	0	0	0	0	0	T	16-16	
11/21	at Chargers	S	7	6	1	0.0	0.0	0	0	0	0	0	0	0	0	0	0	0	0	0	0	0	0	0	0	L	37-41	
11/28	at Bengals	P	1	1	0	0.0	0.0	1	0	0	0	0	0	0	0	0	0	0	0	0	0	0	0	0	0	L	10-41	
12/05	Ravens	P	3	1	2	0.0	0.0	0	0	0	0	0	0	0	0	0	0	0	1	0	1	0	0	0	0	W	20-19	
12/09	at Vikings	P	1	1	0	0.0	0.0	0	0	0	0	0	0	0	0	0	0	0	0	0	0	0	0	0	0	L	28-36	
12/19	Titans	P	1	1	0	0.0	0.0	0	0	0	0	0	0	0	0	0	0	0	0	0	0	0	0	0	0	W	19-13	
12/26	at Chiefs	P	1	1	0	0.0	0.0	0	0	0	0	0	0	0	0	0	0	0	0	0	0	0	0	0	0	L	10-36	
01/03	Browns	P	3	2	1	0.0	0.0	0	0	0	1	0	0	1	0	0	0	0	0	0	0	0	0	0	0	W	26-14	
01/09	at Ravens	P	0	0	0	0.0	0.0	0	0	0	0	0	0	0	0	0	0	0	1	1	0	0	0	0	0	W	16-13+	
2021 TOTALS		17-3	35	30	5	0.0	0.0	2	4	0	1	0	0	4	0	0	0	0	3	2	1	0	0	0	0	9-7-1		
+ = Overtime																												

+ - Overtime



76

CHUKWUMA OKORAFOR

(Chuck-WOO-muh oh-KOR-uh-for)

HEIGHT: 6-6 BIRTHPLACE Southfield, MI
WEIGHT: 320 HOW ACQUIRED: D3b '18
COLLEGE: Western Michigan NFL EXPERIENCE: 4th year
BORN: Aug. 8, 1997 (24)

CHUKWUMA OKORAFOR'S NFL REGULAR SEASON STATISTICS

DATE	TEAM	GP	GS
2018	Steelers	13	3
2019	Steelers	1	1
2020	Steelers	16	15
2021	Steelers	16	16
NFL TOTALS		46	35

CHUKWUMA OKORAFOR'S NFL POSTSEASON STATISTICS

DATE	TEAM	GP	GS
2020	Steelers	1	1
NFL TOTALS		1	1

2021 GAME-BY-GAME REGULAR-SEASON STATISTICS (STEELERS)

DATE	OPPONENT	P/S	W/L/T	SCORE
09/12	at Bills	S	W	23-16
09/19	Raiders	S	L	17-26
09/26	Bengals	S	L	10-24
10/03	at Packers	ON INACTIVE LIST	L	17-27
10/10	Broncos		W	27-19
10/17	Seahawks		W	23-20+
10/31	at Browns		W	15-10
11/08	Bears		W	29-27
11/14	Lions		T	16-16
11/21	at Chargers		L	37-41
11/28	at Bengals		L	10-41
12/05	Ravens		W	20-19
12/09	at Vikings		L	28-36
12/19	Titans		W	19-13
12/26	at Chiefs		L	10-36
01/03	Browns		W	26-14
01/09	at Ravens		W	16-13+
2021 TOTALS		16-16	9-7-1	
+ - Overtime				

2020 GAME-BY-GAME POSTSEASON STATISTICS (STEELERS)

DATE	OPPONENT	P/S	W/L	SCORE
01/10	Browns	S	L	37-48
2020 TOTALS		1-1	0-1	



JAMES PIERRE

CORNERBACK

HEIGHT: 6-2 BIRTHPLACE: Deerfield Beach, FL
WEIGHT: 185 HOW ACQUIRED: UDFA '20
COLLEGE: Florida Atlantic NFL EXPERIENCE: 2nd year
BORN: Sep. 16, 1996 (25)

JAMES PIERRE'S NFL REGULAR SEASON DEFENSIVE STATISTICS

DATE	TEAM	GP	GS	TACKLES							INTERCEPTIONS					O. FUMB					ST				MISC	
				TK	S	A	TFL	YDS	SK	YDS	QBH	NO	YDS	LG	TD	PD	FF	FR	TD	YDS	TK	S	A	FF	FR	S
2020	Steelers	16	0	1	1	1	0.0	0.0	0	0	0	0	0	0	0	0	0	9	6	3	0	0	0	0		
2021	Steelers	17	4	37	34	3	0	0	0.0	0	1	0	0	4	1	0	0	0	10	3	7	2	0	0	0	
NFL TOTALS		33	4	38	35	3	1	1	0.0	0	1	0	0	4	1	0	0	0	19	9	10	2	0	0	0	

JAMES PIERRE'S NFL POSTSEASON DEFENSIVE STATISTICS

		TACKLES										INTERCEPTIONS							O. FUMB				ST				MISC	
DATE	TEAM	GP	GS	TK	S	A	TFL	YDS	SK	YDS	QBH	NO	YDS	LG	TD	PD	FF	FR	TD	YDS	TK	S	A	FF	FR	S	A	
2020	Steelers	1	0	0	0	0	0	0	0.0	0.0	0	0	0	0	0	1	0	0	0	0	2	2	0	0	0	0	0	0
NFL TOTALS		1	0	0	0	0	0	0	0.0	0.0	0	0	0	0	0	1	0	0	0	0	2	2	0	0	0	0	0	0

SINGLE-GAME HIGHS: DEFENSIVE

- Total Tackles 6 vs. Denver Broncos, Oct 10, 2021
6 vs. Las Vegas Raiders, Sep 19, 2021
...1 more at 6.
- Passes Defensed 2 vs. Denver Broncos, Oct 10, 2021
1 vs. Cincinnati Bengals, Sep 26, 2021
...1 more at 1.
- Forced Fumbles 1 vs. Seattle Seahawks, Oct 17, 2021
- Tackles For Loss 1 at Jacksonville Jaguars, Nov 22, 2020
- Interceptions 1 vs. Denver Broncos, Oct 10, 2021
- Special Teams Tackles 2 vs. Detroit Lions, Nov 14, 2021
2 at Tennessee Titans, Oct 25, 2020
- Special Teams Forced Fumbles 1 vs. Chicago Bears, Nov 08, 2021

SINGLE-GAME HIGHS - POSTSEASON: DEFENSIVE

- Passes Defensed 1 vs. Cleveland Browns, Jan 10, 2021
- Special Teams Tackles 2 vs. Cleveland Browns, Jan 10, 2021

2021 GAME-BY-GAME REGULAR SEASON STATISTICS (STEELERS)

DATE	OPPONENT	P/S	TACKLES							INTERCEPTIONS					O. FUMB			ST			MISC		W/L	SCORE			
			TK	S	A	SK	YDS	TFL	YDS	QBH	NO	YDS	LG	TD	PD	FF	FR	TD	YDS	TK	S	A			FF	FR	S
09/12	at Bills	P	6	6	0	0.0	0.0	0	0	0	0	0	0	1	0	0	0	0	1	0	1	0	0	0	0	W	23-16
09/19	Raiders	S	6	6	0	0.0	0.0	0	0	0	0	0	0	0	0	0	0	0	1	0	1	0	0	0	0	L	17-26
09/26	Bengals	P	0	0	0	0.0	0.0	0	0	0	0	0	0	1	0	0	0	0	1	1	0	0	0	0	0	L	10-24
10/03	at Packers	P	1	1	0	0.0	0.0	0	0	0	0	0	0	0	0	0	0	0	0	0	0	0	0	0	0	L	17-27
10/10	Broncos	S	6	6	0	0.0	0.0	0	0	0	1	0	0	2	0	0	0	0	0	0	0	0	0	0	0	W	27-19
10/17	Seahawks	P	3	2	1	0.0	0.0	0	0	0	0	0	0	0	1	0	0	0	1	0	1	0	0	0	0	W	23-20+
10/31	at Browns	P	0	0	0	0.0	0.0	0	0	0	0	0	0	0	0	0	0	0	0	0	0	0	0	0	0	W	15-10
11/08	Bears	P	1	1	0	0.0	0.0	0	0	0	0	0	0	0	0	0	0	0	1	1	0	0	0	0	0	W	29-27
11/14	Lions	P	5	4	1	0.0	0.0	0	0	0	0	0	0	0	0	0	0	0	2	0	2	0	0	0	0	T	16-16
11/21	at Chargers	S	5	5	0	0.0	0.0	0	0	0	0	0	0	0	0	0	0	0	0	0	0	0	0	0	0	L	37-41
11/28	at Bengals	S	4	3	1	0.0	0.0	0	0	0	0	0	0	0	0	0	0	0	0	0	0	0	0	0	0	L	10-41
12/05	Ravens	P	0	0	0	0.0	0.0	0	0	0	0	0	0	0	0	0	0	0	1	0	1	0	0	0	0	W	20-19
12/09	at Vikings	P	0	0	0	0.0	0.0	0	0	0	0	0	0	0	0	0	0	0	0	0	0	0	0	0	0	L	28-36
12/19	Titans	P	0	0	0	0.0	0.0	0	0	0	0	0	0	0	0	0	0	0	1	1	0	1	0	0	0	W	19-13
12/26	at Chiefs	P	0	0	0	0.0	0.0	0	0	0	0	0	0	0	0	0	0	0	0	0	0	0	0	0	0	L	10-36
01/03	Browns	P	0	0	0	0.0	0.0	0	0	0	0	0	0	0	0	0	0	0	0	0	0	0	0	0	0	W	26-14
01/09	at Ravens	P	0	0	0	0.0	0.0	0	0	0	0	0	0	0	0	0	0	0	1	0	1	0	0	0	0	W	16-13+
2021 TOTALS		17-4	37	34	3	0.0	0.0	0	0	0	1	0	0	4	1	0	0	0	10	3	7	2	0	0	0	9-7-1	
+/- Overtime																											

2020 GAME-BY-GAME POSTSEASON STATISTICS (STEELERS)

		TACKLES								INTERCEPTIONS				O. FUMB			ST			MISC									
DATE	OPPONENT	P/S	TK	S	A	SK	YDS	TFL	YDS	QBH	NO	YDS	LG	TD	PD	FF	FR	TD	YDS	TK	S	A	FF	FR	S	A	W/L	SCORE	
01/10	Browns	P	0	0	0	0.0	0.0	0	0	0	0	0	0	0	1	0	0	0	0	2	2	0	0	0	0	0	L	37-48	
2020 TOTALS		1-0	0	0	0	0.0	0.0	0	0	0	0	0	0	0	1	0	0	0	0	2	2	0	0	0	0	0	0-1		



KEVIN RADER

TIGHT END

HEIGHT: 6-4 BIRTHPLACE Pittsburgh, PA
 WEIGHT: 250 HOW ACQUIRED: FA '19
 COLLEGE: Youngstown State NFL EXPERIENCE: 1st year
 BORN: Apr. 26, 1995 (26)

REGULAR SEASON COMPARISON: RECEIVING - KANSAS CITY CHIEFS

DATE	OPP	W/L	GP/GS	REC	YDS.	AVG.	TD	LG	TGTS	YAC
12/26/21	PIT @ KC	L	P	1	7	7.0	0	7	2	1
TOTALS		0/1	1/0	1	7	7.0	0	7	2	1

KEVIN RADER'S NFL REGULAR SEASON RUSHING/RECEIVING STATISTICS

DATE	TEAM	GP	GS	RECEIVING					RUSHING				
				NO.	YDS.	AVG.	LG	TD	NO.	YDS.	AVG.	LG	TD
2018	Packers	0	0	0	0	0.0	0	0	0	0	0.0	0	0
2019	Packers	0	0	0	0	0.0	0	0	0	0	0.0	0	0
Went from Green Bay to Pittsburgh.													
2019	Steelers	0	0	0	0	0.0	0	0	0	0	0.0	0	0
2019	TOTAL	0	0	0	0	0.0	0	0	0	0	0.0	0	0
2020	Steelers	1	1	0	0	0.0	0	0	0	0	0.0	0	0
Went from Pittsburgh to Green Bay.													
2020	Packers	0	0	0	0	0.0	0	0	0	0	0.0	0	0
2020	TOTAL	1	1	0	0	0.0	0	0	0	0	0.0	0	0
2021	Steelers	6	1	2	8	4.0	7	0	0	0	0.0	0	0
NFL TOTALS		7	2	2	8	4.0	7	0	0	0	0.0	0	0

KEVIN RADER'S NFL POSTSEASON RUSHING/RECEIVING STATISTICS

DATE	TEAM	GP	GS	RECEIVING					RUSHING				
				NO.	YDS.	AVG.	LG	TD	NO.	YDS.	AVG.	LG	TD
2019	Packers	0	0	0	0	0.0	0	0	0	0	0.0	0	0
2020	Steelers	1	0	0	0	0.0	0	0	0	0	0.0	0	0
NFL TOTALS		1	0	0	0	0.0	0	0	0	0	0.0	0	0

KEVIN RADER'S NFL REGULAR SEASON RETURN STATISTICS

DATE	TEAM	RET.	KICKOFF RETURNS					PUNT RETURNS				
			YDS.	AVG.	LG	TD	NO.	FC	YDS.	AVG.	LG	TD
2018	Packers	0	0	0.0	0	0	0	0	0	0.0	0	0
2019	Packers	0	0	0.0	0	0	0	0	0	0.0	0	0
Went from Green Bay to Pittsburgh.												
2019	Steelers	0	0	0.0	0	0	0	0	0	0.0	0	0
2019	TOTAL	0	0	0.0	0	0	0	0	0	0.0	0	0
2020	Steelers	0	0	0.0	0	0	0	0	0	0.0	0	0
Went from Pittsburgh to Green Bay.												
2020	Packers	0	0	0.0	0	0	0	0	0	0.0	0	0
2020	TOTAL	0	0	0.0	0	0	0	0	0	0.0	0	0
2021	Steelers	0	0	0.0	0	0	0	0	0	0.0	0	0
NFL TOTALS		0	0	0.0	0	0	0	0	0	0.0	0	0

KEVIN RADER'S NFL POSTSEASON RETURN STATISTICS

DATE	TEAM	RET.	KICKOFF RETURNS					PUNT RETURNS				
			YDS.	AVG.	LG	TD	NO.	FC	YDS.	AVG.	LG	TD
2019	Packers	0	0	0.0	0	0	0	0	0	0.0	0	0
2020	Steelers	0	0	0.0	0	0	0	0	0	0.0	0	0
NFL TOTALS		0	0	0.0	0	0	0	0	0	0.0	0	0

SINGLE-GAME HIGHS: RECEIVING

Longest Receptions 7 at Kansas City Chiefs, Dec 26, 2021
 1 vs. Chicago Bears, Nov 08, 2021

Special Teams Tackles 3 vs. Cleveland Browns, Jan 03, 2022
 3 at Cleveland Browns, Jan 03, 2021

2021 GAME-BY-GAME REGULAR-SEASON STATISTICS (STEELERS)


			RECEIVING					RUSHING					W/L/T	SCORE
DATE	OPPONENT	P/S	NO.	YDS.	AVG.	LG	TD	NO.	YDS.	AVG.	LG	TD		
09/12	at Bills						PRACTICE SQUAD						W	23-16
09/19	Raiders						PRACTICE SQUAD						L	17-26
09/26	Bengals						PRACTICE SQUAD						L	10-24
10/03	at Packers						PRACTICE SQUAD						L	17-27
10/10	Broncos						PRACTICE SQUAD						W	27-19
10/17	Seahawks						PRACTICE SQUAD						W	23-20+
10/31	at Browns						PRACTICE SQUAD						W	15-10
11/08	Bears						PRACTICE SQUAD						W	29-27
11/14	Lions						PRACTICE SQUAD						T	16-16
11/21	at Chargers						PRACTICE SQUAD						L	37-41
11/28	at Bengals						ON INACTIVE LIST						L	10-41
12/05	Ravens	P	0	0	0.0	0	0	0	0	0.0	0	0	W	20-19
12/09	at Vikings	P	0	0	0.0	0	0	0	0	0.0	0	0	L	28-36
12/19	Titans						ON INACTIVE LIST						W	19-13
12/26	at Chiefs	P	1	7	7.0	7	0	0	0	0.0	0	0	L	10-36
01/03	Browns	P	0	0	0.0	0	0	0	0	0.0	0	0	W	26-14
01/09	at Ravens	S	0	0	0.0	0	0	0	0	0.0	0	0	W	16-13+
2021 TOTALS		5-1	1	7	7.0	7	0	0	0	0.0	0	0	9-7-1	
+ - Overtime														

2020 GAME-BY-GAME POSTSEASON STATISTICS (STEELERS)

			RECEIVING					RUSHING					W/L	SCORE
DATE	OPPONENT	P/S	NO.	YDS.	AVG.	LG	TD	NO.	YDS.	AVG.	LG	TD		
01/10	Browns	P	0	0	0.0	0	0	0	0	0.0	0	0	L	37-48
2020 TOTALS		1-0	0	0	0.0	0	0	0	0	0.0	0	0	0-1	

2019 GAME-BY-GAME POSTSEASON STATISTICS (PACKERS)

			RECEIVING					RUSHING					W/L	SCORE
DATE	OPPONENT	P/S	NO.	YDS.	AVG.	LG	TD	NO.	YDS.	AVG.	LG	TD		
01/12	Seahawks						NOT ON ROSTER						W	28-23
01/19	at 49ers						NOT ON ROSTER						L	20-37
2019 TOTALS		0-0	0	0	0.0	0	0	0	0	0.0	0	0	1-1	



7

EST. 1933

STEELERS NATION

Hardtail Towel

EST. 1933

STEELERS NATION

Hardtail Towel

BEN ROETHLISBERGER

(Roeth-lis-ber-ger)

QUARTERBACK

HEIGHT: 6-5

WEIGHT: 240


COLLEGE: Miami (OH)

BORN: Mar. 2, 1982 (39)

BIRTHPLACE Findlay, OH

HOW ACQUIRED: D1 '04

NFL EXPERIENCE: 18th year


07 '11 '13 '14 '15 '16 '17 '05 '08

REGULAR SEASON COMPARISON: PASSING - KANSAS CITY CHIEFS

DATE	OPP	W/L	GP/GS	C	ATT	YDS.	AVG.	TD	LG	INT	SK	SKYD	RTG
10/15/06	PIT vs. KC	W	S	16	19	238	12.5	2	50	0	1	6	153.8
11/22/09	PIT @ KC	L	S	32	42	398	9.5	3	41	2	2	13	109.0
11/27/11	PIT @ KC	W	S	21	31	193	6.2	1	34	1	1	11	81.8
11/12/12	PIT vs. KC	W	S	9	18	84	4.7	1	20	0	1	3	81.7
12/21/14	PIT vs. KC	W	S	18	25	220	8.8	1	44	0	1	6	112.1
10/2/16	PIT vs. KC	W	S	22	27	300	11.1	5	47	0	2	13	152.5
10/15/17	PIT @ KC	W	S	17	25	252	10.1	1	51	1	1	7	97.4
9/16/18	PIT vs. KC	L	S	39	60	452	7.5	3	46	0	1	10	104.3
12/26/21	PIT @ KC	L	S	23	35	159	4.5	1	24	1	2	21	73.4
TOTALS		6/3	9/9	197	282	2,296	8.1	18	51	5	12	90	--

POSTSEASON COMPARISON: PASSING - KANSAS CITY CHIEFS

DATE	OPP	W/L	GP/GS	C	ATT	YDS.	AVG.	TD	LG	INT	SK	SKYD	RTG
1/15/17	PIT @ KC	W	S	20	31	224	7.2	0	52	1	1	6	72.5
TOTALS		1/0	1/1	20	31	224	7.2	0	52	1	1	6	--

BEN ROETHLISBERGER'S NFL REGULAR SEASON PASSING STATISTICS

DATE	TEAM	GP	GS	ATT.	CMP.	PCT.	YDS	AVG.	TD	INT.	LG	SK	LST	RATE
2004	Steelers	14	13	295	196	66.4	2,621	8.9	17	11	58	30	213	98.1
2005	Steelers	12	12	268	168	62.7	2,385	8.9	17	9	85t	23	129	98.6
2006	Steelers	15	15	469	280	59.7	3,513	7.5	18	23	67t	46	280	75.4
2007	Steelers	15	15	404	264	65.3	3,154	7.8	32	11	83	47	347	104.1
2008	Steelers	16	16	469	281	59.9	3,301	7.0	17	15	65t	46	284	80.1
2009	Steelers	15	15	506	337	66.6	4,328	8.6	26	12	60t	50	348	100.5
2010	Steelers	12	12	389	240	61.7	3,200	8.2	17	5	56t	32	220	97.0
2011	Steelers	15	15	513	324	63.2	4,077	7.9	21	14	95t	40	269	90.1
2012	Steelers	13	13	449	284	63.3	3,265	7.3	26	8	82t	30	182	97.0
2013	Steelers	16	16	584	375	64.2	4,261	7.3	28	14	67	42	282	92.0
2014	Steelers	16	16	608	408	67.1	4,952	8.1	32	9	94t	33	172	103.3
2015	Steelers	12	11	469	319	68.0	3,938	8.4	21	16	69t	20	141	94.5
2016	Steelers	14	14	509	328	64.4	3,819	7.5	29	13	72t	17	141	95.4
2017	Steelers	15	15	561	360	64.2	4,251	7.6	28	14	97t	21	139	93.4
2018	Steelers	16	16	675	452	67.0	5,129	7.6	34	16	97t	24	166	96.5
2019	Steelers	2	2	62	35	56.5	351	5.7	0	1	45	2	7	66.0
2020	Steelers	15	15	608	399	65.6	3,803	6.3	33	10	84t	13	118	94.1
2021	Steelers	16	16	605	390	64.5	3,740	6.2	22	10	59	38	239	86.8
TOTALS		249	247	8,443	5,440	64.4	64,088	7.6	418	211	97T	554	3,677	93.5

BEN ROETHLISBERGER'S NFL POSTSEASON PASSING STATISTICS

DATE	TEAM	GP	GS	ATT.	CMP.	PCT.	YDS	AVG.	TD	INT.	LG	SK	LST	RATE
2004	Steelers	2	2	54	31	57.4	407	7.5	3	5	34	2	11	61.3
2005	Steelers	4	4	93	58	62.4	803	8.6	7	3	54	6	35	101.7
2007	Steelers	1	1	42	29	69.0	337	8.0	2	3	37t	6	40	79.2
2008	Steelers	3	3	89	54	60.7	692	7.8	3	1	65t	8	58	91.6
2010	Steelers	3	3	91	54	59.3	622	6.8	4	4	58	9	48	76.4
2011	Steelers	1	1	40	22	55.0	289	7.2	1	1	33	5	45	75.9
2014	Steelers	1	1	45	31	68.9	334	7.4	1	2	44	5	37	79.3
2015	Steelers	2	2	68	42	61.8	568	8.4	1	0	60	6	55	93.3
2016	Steelers	3	3	96	64	66.7	735	7.7	3	4	62t	2	15	82.6
2017	Steelers	1	1	58	37	63.8	469	8.1	5	1	43t	2	7	110.5
2020	Steelers	1	1	68	47	69.1	501	7.4	4	4	33	0	0	85.5
TOTALS		22	22	744	469	63.0	5,757	7.7	34	28	65T	51	351	86.4

BEN ROETHLISBERGER'S NFL REGULAR SEASON RUSHING STATISTICS

DATE	TEAM	NO.	YDS.	AVG.	LG	TD
2004	Steelers	56	144	2.6	20	1
2005	Steelers	31	69	2.2	13	3
2006	Steelers	32	98	3.1	20	2
2007	Steelers	35	204	5.8	30t	2
2008	Steelers	34	101	3.0	17	2
2009	Steelers	40	82	2.1	15	2
2010	Steelers	34	176	5.2	31	2
2011	Steelers	31	70	2.3	11	0
2012	Steelers	26	92	3.5	14	0
2013	Steelers	27	99	3.7	19	1
2014	Steelers	33	27	0.8	8	0
2015	Steelers	15	29	1.9	13	0
2016	Steelers	16	14	0.9	14	1
2017	Steelers	28	47	1.7	14	0
2018	Steelers	31	98	3.2	18	3
2019	Steelers	1	7	7.0	7	0
2020	Steelers	25	11	0.4	11	0
2021	Steelers	20	5	0.3	8	1
TOTALS		515	1,373	2.7	31	20

BEN ROETHLISBERGER'S NFL POSTSEASON RUSHING STATISTICS

DATE	TEAM	NO.	YDS.	AVG.	LG	TD
2004	Steelers	9	75	8.3	20	0
2005	Steelers	19	37	1.9	10	2
2007	Steelers	4	13	3.3	6	0
2008	Steelers	5	0	0.0	4	0
2010	Steelers	21	63	3.0	18	1
2011	Steelers	3	15	5.0	9	0
2014	Steelers	2	16	8.0	16	0
2015	Steelers	0	0	0.0	0	0
2016	Steelers	8	11	1.4	8	0
2017	Steelers	2	16	8.0	15	0
2020	Steelers	1	0	0.0	0	0
TOTALS		74	246	3.3	20	3

SINGLE-GAME HIGHS: QUARTERBACK

Pass Attempts	66 vs. Baltimore Ravens, Dec 10, 2017 60 vs. Kansas City Chiefs, Sep 16, 2018 44 vs. Baltimore Ravens, Dec 10, 2017	Passer Rating	158.3 vs. Carolina Panthers, Nov 08, 2018 158.3 at St. Louis Rams, Dec 20, 2007 ...1 more at 158.3.
Pass Completions	41 at Denver Broncos, Nov 25, 2018	Rush Attempts	9 at Cincinnati Bengals, Nov 21, 2004 7 vs. Carolina Panthers, Dec 23, 2010 ...1 more at 7.
Yards Passing	522 vs. Indianapolis Colts, Oct 26, 2014 506 vs. Baltimore Ravens, Dec 10, 2017	Rushing Yards	55 vs. Oakland Raiders, Nov 21, 2010 49 vs. Cleveland Browns, Nov 11, 2007
TD Passes	6 vs. Baltimore Ravens, Nov 02, 2014 6 vs. Indianapolis Colts, Oct 26, 2014	Longest Runs	30t vs. Cleveland Browns, Nov 11, 2007 22 vs. New York Jets, Dec 19, 2010
Long Passes	97t at Denver Broncos, Nov 25, 2018 97t at Detroit Lions, Oct 29, 2017	Rushing TDs	1 vs. Tennessee Titans, Dec 19, 2021 1 at Jacksonville Jaguars, Nov 18, 2018 ...18 more at 1.
Completion Percentage	88.0 vs. Carolina Panthers, Nov 08, 2018 86.2 at Oakland Raiders, Dec 09, 2018	Rushing Average	5.4 at Cleveland Browns, Nov 14, 2004 1.8 at Cincinnati Bengals, Nov 21, 2004

SINGLE-GAME HIGHS - POSTSEASON: QUARTERBACK

Pass Attempts	68 vs. Cleveland Browns, Jan 10, 2021 58 vs. Jacksonville Jaguars, Jan 14, 2018 47 at New England Patriots, Jan 22, 2017 45 vs. Baltimore Ravens, Jan 03, 2015 42 vs. Jacksonville Jaguars, Jan 05, 2008	Passer Rating	148.7 at Cincinnati Bengals, Jan 08, 2006 124.9 at Denver Broncos, Jan 22, 2006 110.5 vs. Jacksonville Jaguars, Jan 14, 2018 105.3 vs. Miami Dolphins, Jan 08, 2017 101.8 vs. Baltimore Ravens, Jan 15, 2011
Pass Completions	47 vs. Cleveland Browns, Jan 10, 2021 37 vs. Jacksonville Jaguars, Jan 14, 2018 31 at New England Patriots, Jan 22, 2017 31 vs. Baltimore Ravens, Jan 03, 2015 29 vs. Jacksonville Jaguars, Jan 05, 2008	Rush Attempts	11 vs. New York Jets, Jan 23, 2011 7 vs. Seattle Seahawks, Feb 05, 2006 6 vs. Baltimore Ravens, Jan 15, 2011 5 at Indianapolis Colts, Jan 15, 2006 5 vs. New England Patriots, Jan 23, 2005
Yards Passing	501 vs. Cleveland Browns, Jan 10, 2021 469 vs. Jacksonville Jaguars, Jan 14, 2018 339 at Denver Broncos, Jan 17, 2016 337 vs. Jacksonville Jaguars, Jan 05, 2008 334 vs. Baltimore Ravens, Jan 03, 2015	Rushing Yards	45 vs. New England Patriots, Jan 23, 2005 31 at Green Bay Packers, Feb 06, 2011 30 vs. New York Jets, Jan 15, 2005 25 vs. Seattle Seahawks, Feb 05, 2006 21 vs. New York Jets, Jan 23, 2011
TD Passes	5 vs. Jacksonville Jaguars, Jan 14, 2018 4 vs. Cleveland Browns, Jan 10, 2021 3 at Cincinnati Bengals, Jan 08, 2006 2 vs. Miami Dolphins, Jan 08, 2017 2 at Green Bay Packers, Feb 06, 2011 ...5 more at 2.	Longest Runs	20 vs. New York Jets, Jan 15, 2005 18 at Green Bay Packers, Feb 06, 2011 16 vs. Baltimore Ravens, Jan 03, 2015 15 vs. Jacksonville Jaguars, Jan 14, 2018 13 vs. New England Patriots, Jan 23, 2005
Long Passes	65t vs. Baltimore Ravens, Jan 18, 2009 62t vs. Miami Dolphins, Jan 08, 2017 60 at Cincinnati Bengals, Jan 09, 2016 58 at Denver Broncos, Jan 17, 2016 58 vs. Baltimore Ravens, Jan 15, 2011	Rushing TDs	1 vs. New York Jets, Jan 23, 2011 1 vs. Seattle Seahawks, Feb 05, 2006 1 at Denver Broncos, Jan 22, 2006
Completion Percentage	73.7 at Cincinnati Bengals, Jan 08, 2006 72.4 at Denver Broncos, Jan 22, 2006 72.2 vs. Miami Dolphins, Jan 08, 2017 70.0 at Arizona Cardinals, Feb 01, 2009 69.1 vs. Cleveland Browns, Jan 10, 2021		

300-YARD PASSING GAMES (68): REGULAR SEASON

DATE	TEAM	NO.	YDS.	AVG.	LG	TD
12/18/04	at Giants	18	316	17.6	40	1
12/04/05	BENGALS	29	386	13.3	41	3
10/29/06	at Raiders	25	301	12.0	49	1
11/05/06	BRONCOS	38	433	11.4	63	3
10/05/08	at Jaguars	26	309	11.9	48t	3
11/16/08	CHARGERS	31	308	9.9	30	0
12/21/08	at Titans	25	329	13.2	31t	2
09/10/09	TITANS	33	363	11.0	34t	1
10/04/09	CHARGERS	26	333	12.8	35	2
10/18/09	BROWNS	23	417	18.1	52t	2
11/22/09	at Chiefs	32	398	12.4	41	3
12/20/09	PACKERS	29	503	17.3	60t	3
10/24/10	at Dolphins	19	302	15.9	53t	2
11/14/10	PATRIOTS	30	387	12.9	33t	3
12/23/10	PANTHERS	22	320	14.5	43t	1
09/25/11	at Colts	25	364	14.6	81t	1
10/23/11	at Cardinals	26	361	13.9	95t	3
10/30/11	PATRIOTS	36	365	10.1	26	2
11/06/11	RAVENS	20	330	16.5	32	1
12/19/11	at 49ers	25	330	13.2	39	0
09/23/12	at Raiders	36	384	10.7	22t	4
10/11/12	at Titans	24	363	15.1	82t	1
12/16/12	at Cowboys	24	339	14.1	60	2
09/22/13	BEARS	26	406	15.6	45	2
09/29/13	at Vikings	36	383	10.6	36	1
11/03/13	at Patriots	28	400	14.3	42	4
11/17/13	LIONS	29	367	12.7	47t	4
12/08/13	DOLPHINS	23	349	15.2	67	3
09/07/14	BROWNS	23	365	15.9	41	1
09/28/14	BUCCANEERS	29	314	10.8	31	3
10/26/14	COLTS	40	522	13.1	52	6
11/02/14	RAVENS	25	340	13.6	54t	6
11/09/14	at Jets	30	343	11.4	80t	1
11/30/14	SAINTS	32	435	13.6	48	2
12/07/14	at Bengals	25	350	14.0	94t	3
12/14/14	at Falcons	27	360	13.3	44	0
12/28/14	BENGALS	24	317	13.2	63t	2
09/10/15	at Patriots	26	351	13.5	43	1
09/20/15	49ERS	21	369	17.6	59	3
11/08/15	RAIDERS	24	334	13.9	59	2
11/15/15	BROWNS	22	379	17.2	64	3
11/29/15	at Seahawks	36	456	12.7	69t	1
12/06/15	COLTS	24	364	15.2	68t	4
12/20/15	BRONCOS	40	380	9.5	23t	3
01/03/16	at Browns	24	349	14.5	66	3
09/12/16	at Washington	27	300	11.1	42	3
10/02/16	CHIEFS	22	300	13.6	47	5
10/09/16	JETS	34	380	11.2	72t	4
11/13/16	COWBOYS	37	408	11.0	44	3
10/08/17	JAGUARS	33	312	9.5	49	0
10/29/17	at Lions	17	317	18.6	97t	1
11/26/17	PACKERS	33	351	10.6	39	4
12/10/17	RAVENS	44	506	11.5	57	2
09/09/18	at Browns	23	335	14.6	67	1
09/16/18	CHIEFS	39	452	11.6	46	3
09/24/18	at Buccaneers	30	353	11.8	75t	3
10/14/18	at Bengals	32	369	11.5	48	1
11/08/18	PANTHERS	22	328	14.9	75t	5
11/18/18	at Jaguars	27	314	11.6	78t	2
11/25/18	at Broncos	41	462	11.3	97t	1
12/23/18	at Saints	33	380	11.5	49	3
09/20/20	BRONCOS	29	311	10.7	84t	2
11/08/20	at Cowboys	29	306	10.6	42	3
11/15/20	BENGALS	27	333	12.3	46	4
12/07/20	WASHINGTON	33	305	9.2	50t	2
12/27/20	COLTS	34	341	10.0	39t	3
09/26/21	BENGALS	38	318	8.4	29	1
12/09/21	at Vikings	28	308	11.0	38	3

300-YARD PASSING GAMES (6): POSTSEASON

DATE	TEAM	NO.	YDS.	AVG.	LG	TD
01/05/08	JAGUARS	29	337	11.6	37t	2
01/03/15	RAVENS	31	334	10.8	44	1
01/17/16	at Broncos	24	339	14.1	58	0
01/22/17	at Patriots	31	314	10.1	30t	1
01/14/18	JAGUARS	37	469	12.7	43t	5
01/10/21	BROWNS	47	501	10.7	33	4

2021 GAME-BY-GAME REGULAR-SEASON STATISTICS (STEELERS)

DATE	OPPONENT	P/S	PASSING											RUSHING					W/L/T	SCORE
			ATT	CMP	YDS	PCT	Y/A	Y/C	TD	INT	LG	SK/YD	RATE	ATT	YDS	LG	TD			
09/12	at Bills	S	32	18	188	56.3	5.9	10.4	1	0	24	2/11	83.9	4	5	8	0	W	23-16	
09/19	Raiders	S	40	27	295	67.5	7.4	10.9	1	1	52	2/3	87.0	0	0	0	0	L	17-26	
09/26	Bengals	S	58	38	318	65.5	5.5	8.4	1	2	29	4/21	70.9	1	5	5	0	L	10-24	
10/03	at Packers	S	40	26	232	65.0	5.8	8.9	1	1	45t	2/12	78.3	0	0	0	0	L	17-27	
10/10	Broncos	S	25	15	253	60.0	10.1	16.9	2	0	59	1/9	120.9	1	-1	-1	0	W	27-19	
10/17	Seahawks	S	40	29	229	72.5	7.7	7.9	1	0	23	1/3	94.7	2	-3	0	0	W	23-20+	
10/31	at Browns	S	34	22	266	64.7	7.8	12.1	1	0	50	2/11	98.4	1	0	0	0	W	15-10	
11/08	Bears	S	30	21	205	70.0	6.8	9.8	2	0	42	4/30	111.1	2	0	1	0	W	29-27	
11/14	Lions		RESERVE/COVID-19															T	16-16	
11/21	at Chargers	S	44	28	273	63.6	6.2	9.8	3	0	37	3/28	103.7	0	0	0	0	L	37-41	
11/28	at Bengals	S	41	24	263	58.5	6.4	11.0	1	2	41	3/13	65.4	0	0	0	0	L	10-41	
12/05	Ravens	S	31	21	236	67.7	7.6	11.2	2	0	40	1/0	111.8	1	-1	-1	0	W	20-19	
12/09	at Vikings	S	40	28	308	70.0	7.7	11.0	3	1	38	5/39	107.1	1	5	5	0	L	28-36	
12/19	Titans	S	25	16	148	64.0	5.9	9.3	0	0	19	3/15	80.1	3	0	1t	1	W	19-13	
12/26	at Chiefs	S	35	23	159	65.7	4.5	6.9	1	1	24	2/21	73.4	0	0	0	0	L	10-36	
01/03	Browns	S	46	24	123	52.2	2.7	5.1	1	1	13	2/14	56.2	1	-1	-1	0	W	26-14	
01/09	at Ravens	S	44	30	244	68.2	5.5	8.1	1	1	25	1/9	80.1	3	-4	-1	0	W	16-13+	
2021 TOTALS			16-16	605	390	3,740	64.5	6.2	9.6	22	10	59	38/239	86.8	20	5	8	1	9-7-1	
+ Overtime																				

+ - Overtime

2020 GAME-BY-GAME POSTSEASON STATISTICS (STEELERS)

DATE	OPPONENT	P/S	PASSING											RUSHING					W/L	SCORE
			ATT	CMP	YDS	PCT	Y/A	Y/C	TD	INT	LG	SK/YD	RATE	ATT	YDS	LG	TD			
01/10	Browns	S	68	47	501	69.1	7.4	10.7	4	4	33	0/0	85.5	1	0	0	0	L	37-48	
2020 TOTALS		1-1	68	47	501	69.1	7.4	10.7	4	4	33	0/0	85.5	1	0	0	0	0-1		

2017 GAME-BY-GAME POSTSEASON STATISTICS (STEELERS)

DATE	OPPONENT	P/S	PASSING											RUSHING					W/L	SCORE
			ATT	CMP	YDS	PCT	Y/A	Y/C	TD	INT	LG	SK/YD	RATE	ATT	YDS	LG	TD			
01/14	Jaguars	S	58	37	469	63.8	8.1	12.7	5	1	43t	2/7	110.5	2	16	15	0	L	42-45	
2017 TOTALS			1-1	58	37	469	63.8	8.1	12.7	5	1	43T	2/7	110.5	2	16	15	0	0-1	

2016 GAME-BY-GAME POSTSEASON STATISTICS (STEELERS)

			PASSING											RUSHING						
DATE	OPPONENT	P/S	ATT	CMP	YDS	PCT	Y/A	Y/C	TD	INT	LG	SK/YD	RATE	ATT	YDS	LG	TD	W/L	SCORE	
01/08	Dolphins	S	18	13	197	72.2	10.9	15.2	2	2	62t	1/9	105.3	4	10	8	0	W	30-12	
01/15	at Chiefs	S	31	20	224	64.5	7.2	11.2	0	1	52	1/6	72.5	4	1	4	0	W	18-16	
01/22	at Patriots	S	47	31	314	66.0	6.7	10.1	1	1	30t	0/0	83.1	0	0	0	0	L	17-36	
2016 TOTALS			3-3	96	64	735	66.7	7.7	11.5	3	4	62T	2/15	82.6	8	11	8	0	2-1	

2015 GAME-BY-GAME POSTSEASON STATISTICS (STEELERS)

			PASSING											RUSHING						
DATE	OPPONENT	P/S	ATT	CMP	YDS	PCT	Y/A	Y/C	TD	INT	LG	SK/YD	RATE	ATT	YDS	LG	TD	W/L	SCORE	
01/09	at Bengals	S	31	18	229	58.1	7.4	12.7	1	0	60	3/27	92.0	0	0	0	0	W	18-16	
01/17	at Broncos	S	37	24	339	64.9	9.2	14.1	0	0	58	3/28	94.3	0	0	0	0	L	16-23	
2015 TOTALS		2-2	68	42	568	61.8	8.4	13.5	1	0	60	6/55	93.3	0	0	0	0	1-1		

2014 GAME-BY-GAME POSTSEASON STATISTICS (STEELERS)

DATE	OPPONENT	P/S	PASSING											RUSHING					W/L	SCORE
			ATT	CMP	YDS	PCT	Y/A	Y/C	TD	INT	LG	SK/YD	RATE	ATT	YDS	LG	TD			
01/03	Ravens	S	45	31	334	68.9	7.4	10.8	1	2	44	5/37	79.3	2	16	16	0	L	17-30	
2014 TOTALS			1-1	45	31	334	68.9	7.4	10.8	1	2	44	5/37	79.3	2	16	16	0	0-1	

2011 GAME-BY-GAME POSTSEASON STATISTICS (STEELERS)

			PASSING											RUSHING						
DATE	OPPONENT	P/S	ATT	CMP	YDS	PCT	Y/A	Y/C	TD	INT	LG	SK/YD	RATE	ATT	YDS	LG	TD	W/L	SCORE	
01/08	at Broncos	S	40	22	289	55.0	7.2	13.1	1	1	33	5/45	75.9	3	15	9	0	L	23-29+	
2011 TOTALS		1-1	40	22	289	55.0	7.2	13.1	1	1	33	5/45	75.9	3	15	9	0	0-1		
+ Overtime																				

+ - Overtime

2010 GAME-BY-GAME POSTSEASON STATISTICS (STEELERS)

			PASSING											RUSHING						
DATE	OPPONENT	P/S	ATT	CMP	YDS	PCT	Y/A	Y/C	TD	INT	LG	SK/YD	RATE	ATT	YDS	LG	TD	W/L	SCORE	
01/15	Ravens	S	32	19	226	59.4	7.1	11.9	2	0	58	6/34	101.8	6	11	6	0	W	31-24	
01/23	Jets	S	19	10	133	52.6	7.0	13.3	0	2	24	2/12	35.5	11	21	12	1	W	24-19	
02/06	at Packers	S	40	25	263	62.5	6.6	10.5	2	2	37	1/2	77.4	4	31	18	0	L	25-31	
2010 TOTALS			3-3	91	54	622	59.3	6.8	11.5	4	4	58	9/48	76.4	21	63	18	1	2-1	

2008 GAME-BY-GAME POSTSEASON STATISTICS (STEELERS)

			PASSING											RUSHING						
DATE	OPPONENT	P/S	ATT	CMP	YDS	PCT	Y/A	Y/C	TD	INT	LG	SK/YD	RATE	ATT	YDS	LG	TD	W/L	SCORE	
01/11	Chargers	S	26	17	181	65.4	7.0	10.6	1	0	41	1/4	98.4	0	0	0	0	W	35-24	
01/18	Ravens	S	33	16	255	48.5	7.7	15.9	1	0	65t	4/32	84.8	2	-2	-1	0	W	23-14	
02/01	at Cardinals	S	30	21	256	70.0	8.5	12.2	1	1	40	3/22	93.2	3	2	4	0	W	27-23	
2008 TOTALS			3-3	89	54	692	60.7	7.8	12.8	3	1	65T	8/58	91.6	5	0	4	0	3-0	

2007 GAME-BY-GAME POSTSEASON STATISTICS (STEELERS)

DATE	OPPONENT	P/S	PASSING										RUSHING					W/L	SCORE
			ATT	CMP	YDS	PCT	Y/A	Y/C	TD	INT	LG	SK/YD	RATE	ATT	YDS	LG	TD		
01/05	Jaguars	S	42	29	337	69.0	8.0	11.6	2	3	37t	6/40	79.2	4	13	6	0	L	29-31
2007 TOTALS		1-1	42	29	337	69.0	8.0	11.6	2	3	37T	6/40	79.2	4	13	6	0	0-1	


2005 GAME-BY-GAME POSTSEASON STATISTICS (STEELERS)

DATE	OPPONENT	P/S	PASSING										RUSHING					W/L	SCORE
			ATT	CMP	YDS	PCT	Y/A	Y/C	TD	INT	LG	SK/YD	RATE	ATT	YDS	LG	TD		
01/08	at Bengals	S	19	14	208	73.7	10.9	14.9	3	0	54	1/6	148.7	4	3	6	0	W	31-17
01/15	at Colts	S	24	14	197	58.3	8.2	14.1	2	1	45	2/14	95.3	5	-3	1	0	W	21-18
01/22	at Broncos	S	29	21	275	72.4	9.5	13.1	2	0	30	2/7	124.9	3	12	6	1	W	34-17
02/05	Seahawks	S	21	9	123	42.9	5.9	13.7	0	2	37	1/8	22.6	7	25	10	1	W	21-10
2005 TOTALS		4-4	93	58	803	62.4	8.6	13.8	7	3	54	6/35	101.7	19	37	10	2	4-0	

2004 GAME-BY-GAME POSTSEASON STATISTICS (STEELERS)

DATE	OPPONENT	P/S	PASSING										RUSHING					W/L	SCORE
			ATT	CMP	YDS	PCT	Y/A	Y/C	TD	INT	LG	SK/YD	RATE	ATT	YDS	LG	TD		
01/15	Jets	S	30	17	181	56.7	6.0	10.6	1	2	21	1/10	57.8	4	30	20	0	W	20-17+
01/23	Patriots	S	24	14	226	58.3	9.4	16.1	2	3	34	1/1	78.1	5	45	13	0	L	27-41
2004 TOTALS		2-2	54	31	407	57.4	7.5	13.1	3	5	34	2/11	61.3	9	75	20	0	1-1	

+ - Overtime



2

MASON RUDOLPH

QUARTERBACK

HEIGHT: 6-5

BIRTHPLACE: Rock Hill, SC

WEIGHT: 235

HOW ACQUIRED: D3a '18

COLLEGE: Oklahoma State

NFL EXPERIENCE: 4th year

BORN: Jun. 17, 1995 (26)

REGULAR SEASON COMPARISON: PASSING - KANSAS CITY CHIEFS

DATE	OPP	W/L	GP/GS	C	ATT	YDS.	AVG.	TD	LG	INT	SK	SKYD	RTG
12/26/21	PIT @ KC	L	P	5	8	35	4.4	0	12	0	0	0	72.4
TOTALS		0/1	1/0	5	8	35	4.4	0	12	0	0	0	--

MASON RUDOLPH'S NFL REGULAR SEASON PASSING STATISTICS

DATE	TEAM	GP	GS	ATT.	CMP.	PCT.	YDS	AVG.	TD	INT.	LG	SK	LST	RATE
2018	Steelers	0	0	0	0	0.0	0	0.0	0	0	0	0	0	0.0
2019	Steelers	10	8	283	176	62.2	1,765	6.2	13	9	76t	15	124	82.0
2020	Steelers	5	1	43	25	58.1	324	7.5	2	1	47	1	8	87.7
2021	Steelers	2	1	58	35	60.3	277	4.8	1	1	36	0	0	70.8
TOTALS		17	10	384	236	61.5	2,366	6.2	16	11	76T	16	132	80.9

MASON RUDOLPH'S NFL POSTSEASON PASSING STATISTICS

DATE	TEAM	GP	GS	ATT.	CMP.	PCT.	YDS	AVG.	TD	INT.	LG	SK	LST	RATE
2020	Steelers	0	0	0	0	0.0	0	0.0	0	0	0	0	0	0.0
TOTALS		0	0	0	0	0.0	0	0.0	0	0	0	0	0	0.0

MASON RUDOLPH'S NFL REGULAR SEASON RUSHING STATISTICS

DATE	TEAM	NO.	YDS.	AVG.	LG	TD
2018	Steelers	0	0	0.0	0	0
2019	Steelers	21	42	2.0	13	0
2020	Steelers	7	-6	-0.9	1	0
2021	Steelers	5	53	10.6	26	0
TOTALS		33	89	2.7	26	0

MASON RUDOLPH'S NFL POSTSEASON RUSHING STATISTICS

DATE	TEAM	NO.	YDS.	AVG.	LG	TD
2020	Steelers	0	0	0.0	0	0
TOTALS		0	0	0.0	0	0

MASON RUDOLPH'S NFL REGULAR SEASON PASSING/RUSHING STATISTICS

PASSING															RUSHING				
DATE	TEAM	GP	GS	ATT.	CMP.	PCT.	YDS	AVG.	TD	INT.	LG	SK	LST	RATE	NO.	YDS.	AVG.	LG	TD
2018	Steelers	0	0	0	0	0.0	0	0.0	0	0	0	0	0	0.0	0	0	0.0	0	0
2019	Steelers	10	8	283	176	62.2	1,765	6.2	13	9	76t	15	124	82.0	21	42	2.0	13	0
2020	Steelers	5	1	43	25	58.1	324	7.5	2	1	47	1	8	87.7	7	-6	-0.9	1	0
2021	Steelers	2	1	58	35	60.3	277	4.8	1	1	36	0	0	70.8	5	53	10.6	26	0
TOTALS		17	10	384	236	61.5	2,366	6.2	16	11	76t	16	132	80.9	33	89	2.7	26	0

MASON RUDOLPH'S NFL POSTSEASON PASSING/RUSHING STATISTICS

				PASSING											RUSHING				
DATE	TEAM	GP	GS	ATT.	CMP.	PCT.	YDS	AVG.	TD	INT.	LG	SK	LST	RATE	NO.	YDS.	AVG.	LG	TD
2020	Steelers	0	0	0	0	0.0	0	0.0	0	0	0	0	0	0.0	0	0	0.0	0	0
TOTALS		0	0	0	0	0.0	0	0.0	0	0	0	0	0	0.0	0	0	0.0	0	0

SINGLE-GAME HIGHS: QUARTERBACK

Pass Attempts	50 vs. Detroit Lions, Nov 14, 2021	Completion Percentage	85.7 vs. Cincinnati Bengals, Sep 30, 2019
	44 at Cleveland Browns, Nov 14, 2019		74.3 vs. Indianapolis Colts, Nov 03, 2019
Pass Completions	30 vs. Detroit Lions, Nov 14, 2021	Passer Rating	124.6 vs. Cincinnati Bengals, Sep 30, 2019
	26 vs. Indianapolis Colts, Nov 03, 2019		104 at New York Jets, Dec 22, 2019
Yards Passing	315 at Cleveland Browns, Jan 03, 2021	Rush Attempts	4 vs. Detroit Lions, Nov 14, 2021
	251 vs. Miami Dolphins, Oct 28, 2019		4 at Cincinnati Bengals, Nov 24, 2019
TD Passes	2 at Cleveland Browns, Jan 03, 2021		...1 more at 4.
	2 vs. Miami Dolphins, Oct 28, 2019	Rushing Yards	36 vs. Detroit Lions, Nov 14, 2021
	...3 more at 2.		15 at Cleveland Browns, Nov 14, 2019
Long Passes	76t at San Francisco 49ers, Sep 22, 2019		...1 more at 15.
	47 at Cleveland Browns, Jan 03, 2021	Longest Runs	26 vs. Detroit Lions, Nov 14, 2021
			17 at Kansas City Chiefs, Dec 26, 2021

300-YARD PASSING GAMES (1): REGULAR SEASON

DATE	TEAM	NO.	YDS.	AVG.	LG	TD
01/03/21	at Browns	22	315	14.3	47	2

2021 GAME-BY-GAME REGULAR-SEASON STATISTICS (STEELERS)

		PASSING												RUSHING					
DATE	OPPONENT	P/S	ATT	CMP	YDS	PCT	Y/A	Y/C	TD	INT	LG	SK/YD	RATE	ATT	YDS	LG	TD	W/L/T	SCORE
09/12	at Bills																	W	23-16
09/19	Raiders																	L	17-26
09/26	Bengals																	L	10-24
10/03	at Packers																	L	17-27
10/10	Broncos																	W	27-19
10/17	Seahawks																	W	23-20+
10/31	at Browns																	W	15-10
11/08	Bears																	W	29-27
11/14	Lions	S	50	30	242	60.0	4.8	8.1	1	1	36	0/0	70.6	4	36	26	0	T	16-16
11/21	at Chargers																	L	37-41
11/28	at Bengals																	L	10-41
12/05	Ravens																	W	20-19
12/09	at Vikings																	L	28-36
12/19	Titans																	W	19-13
12/26	at Chiefs	P	8	5	35	62.5	4.4	7.0	0	0	12	0/0	72.4	1	17	17	0	L	10-36
01/03	Browns																	W	26-14
01/09	at Ravens																	W	16-13+
2021 TOTALS		2-1	58	35	277	60.3	4.8	7.9	1	1	36	0/0	70.8	5	53	26	0	9-7-1	
+ - Overtime																			

2020 GAME-BY-GAME POSTSEASON STATISTICS (STEELERS)

		PASSING												RUSHING					
DATE	OPPONENT	P/S	ATT	CMP	YDS	PCT	Y/A	Y/C	TD	INT	LG	SK/YD	RATE	ATT	YDS	LG	TD	W/L	SCORE
01/10	Browns																	L	37-48
2020 TOTALS		0-0	0	0	0	0.0	0.0	0.0	0	0	0	0/0	0.0	0	0	0	0	0-1	



30

TEGRAY SCALES

LINEBACKER

HEIGHT: 6-0

WEIGHT: 227

COLLEGE: Indiana

BORN: May 10, 1996 (25)

BIRTHPLACE Cincinnati, OH

HOW ACQUIRED: FA '20

NFL EXPERIENCE: 1st year

TEGRAY SCALES' NFL REGULAR SEASON DEFENSIVE STATISTICS

DATE	TEAM	GP	GS	TACKLES										INTERCEPTIONS				O. FUMB				ST				MISC	
				TK	S	A	TFL	YDS	SK	YDS	QBH	NO	YDS	LG	TD	PD	FF	FR	TD	YDS	TK	S	A	FF	FR	S	A
2018	Rams	0	0	0	0	0	0	0	0.0	0.0	0	0	0	0	0	0	0	0	0	0	0	0	0	0	0		
Went from L.A. Rams to Indianapolis.																											
2018	Colts	0	0	0	0	0	0	0	0.0	0.0	0	0	0	0	0	0	0	0	0	0	0	0	0	0	0		
2018	TOTAL	0	0	0	0	0	0	0	0.0	0.0	0	0	0	0	0	0	0	0	0	0	0	0	0	0	0		
2020	Steelers	4	0	0	0	0	0	0	0.0	0.0	0	0	0	0	0	0	0	0	0	0	0	0	0	0	0		
NFL TOTALS		4	0	0	0	0	0	0	0.0	0.0	0	0	0	0	0	0	0	0	0	0	0	0	0	0	0		

TEGRAY SCALES' NFL POSTSEASON DEFENSIVE STATISTICS

		TACKLES										INTERCEPTIONS				O. FUMB				ST				MISC			
DATE	TEAM	GP	GS	TK	S	A	TFL	YDS	SK	YDS	QBH	NO	YDS	LG	TD	PD	FF	FR	TD	YDS	TK	S	A	FF	FR	S	A
2020	Steelers	0	0	0	0	0	0	0	0.0	0.0	0	0	0	0	0	0	0	0	0	0	0	0	0	0	0	0	0
NFL TOTALS		0	0	0	0	0	0	0	0.0	0.0	0	0	0	0	0	0	0	0	0	0	0	0	0	0	0	0	0

2021 GAME-BY-GAME REGULAR-SEASON STATISTICS (STEELERS/BROWNS)

DATE	OPPONENT	P/S	TACKLES							INTERCEPTIONS				O. FUMB			ST			MISC		W/L	SCORE		
			TK	S	A	SK	YDS	TFL	YDS	QBH	NO	YDS	LG	TD	PD	FF	FR	TD	YDS	TK	S			A	FF
09/12	at Bills										NOT ON ANY TEAM													W	23-16
09/19	Raiders										NOT ON ANY TEAM													L	17-26
09/26	Bengals										NOT ON ANY TEAM													L	10-24
10/03	at Packers										NOT ON ANY TEAM													L	17-27
10/10	Broncos										NOT ON ANY TEAM													W	27-19
10/17	Seahawks										NOT ON ANY TEAM													W	23-20+
10/21	Broncos										Went from Steelers to Browns .													W	17-14
											NOT ON ROSTER														
											Went from Browns to Steelers .														
10/31	at Browns										NOT ON ROSTER													W	15-10
11/08	Bears										NOT ON ANY TEAM													W	29-27
11/14	Lions										NOT ON ANY TEAM													T	16-16
11/21	at Chargers										NOT ON ANY TEAM													L	37-41
11/28	at Bengals										NOT ON ANY TEAM													L	10-41
12/05	Ravens										NOT ON ANY TEAM													W	20-19
12/09	at Vikings										NOT ON ANY TEAM													L	28-36
12/19	Titans										NOT ON ANY TEAM													W	19-13
12/26	at Chiefs										NOT ON ANY TEAM													L	10-36
01/03	Browns	P	0	0	0	0.0	0.0	0	0	0	0	0	0	0	0	0	0	0	0	0	0	0	0	0	0
01/09	at Ravens										ON INACTIVE LIST													W	26-14
01/09	at Ravens										ON INACTIVE LIST													W	16-13+
2021 TOTALS			1-0	0	0	0	0.0	0.0	0	0	0	0	0	0	0	0	0	0	0	0	0	0	0	0	10-7-1
+ - Overtime																									

2020 GAME-BY-GAME REGULAR-SEASON STATISTICS (STEELERS)


DATE	OPPONENT	P/S	TACKLES							INTERCEPTIONS				O. FUMB			ST				MISC		W/L	SCORE	
			TK	S	A	SK	YDS	TFL	YDS	QBH	NO	YDS	LG	TD	PD	FF	FR	TD	YDS	TK	S	A			FF
12/13	at Bills	P	0	0	0	0.0	0.0	0	0	0	0	0	0	0	0	0	0	0	0	0	0	0	0	0	0
12/21	at Bengals	P	0	0	0	0.0	0.0	0	0	0	0	0	0	0	0	0	0	0	0	0	0	0	0	0	0
12/27	Colts	P	0	0	0	0.0	0.0	0	0	0	0	0	0	0	0	0	0	0	0	0	0	0	0	0	0
01/03	at Browns	P	0	0	0	0.0	0.0	0	0	0	0	0	0	0	0	0	0	0	0	0	0	0	0	0	0
2020 TOTALS			4-0	0	0	0	0.0	0.0	0	0	0	0	0	0	0	0	0	0	0	0	0	0	0	0	1-3

2018 GAME-BY-GAME REGULAR-SEASON STATISTICS (RAMS/COLTS)

DATE	OPPONENT	P/S	TACKLES							INTERCEPTIONS					O. FUMB				ST				MISC		W/L	SCORE	
			TK	S	A	SK	YDS	TFL	YDS	QBH	NO	YDS	LG	TD	PD	FF	FR	TD	YDS	TK	S	A	FF	FR			S
09/10	at Raiders																									W	33-13
09/16	Cardinals																									W	34-0
09/23	Chargers																									W	35-23
09/27	Vikings																									W	38-31
10/07	at Seahawks																									W	33-31
10/14	at Broncos																									W	23-20
10/21	at 49ers																									W	39-10
10/28	Packers																									W	29-27
11/04	at Saints																									L	35-45
11/11	Seahawks																									W	36-31

2020 GAME-BY-GAME POSTSEASON STATISTICS (STEELERS)

DATE	OPPONENT	P/S	TACKLES							INTERCEPTIONS					O. FUMB			ST					MISC		W/L	SCORE							
			TK	S	A	SK	YDS	TFL	YDS	QBH	NO	YDS	LG	TD	PD	FF	FR	TD	YDS	TK	S	A	FF	FR			S	A					
01/10	Browns		DID NOT PLAY																													L	37-48
2020 TOTALS			0	0	0	0.0	0.0	0	0	0	0	0	0	0	0	0	0	0	0	0	0	0	0	0	0	0-1							



JOE SCHOBERT

(SHOW-*bert*)

LINEBACKER

HEIGHT: 6-1 BIRTHPLACE Waukesha, Wis.

WEIGHT: 240 HOW ACQUIRED: TR '21 (JAX)

COLLEGE: Wisconsin NFL EXPERIENCE: 6th year

BORN: Nov. 6, 1993 (28)

REGULAR SEASON COMPARISON: DEFENSIVE - KANSAS CITY CHIEFS

DATE	OPP	W/L	GP/GS	TOT	TACKLES SOLO	ASST	SACK	YDS.	INT	TFL	PD	QBH	TD	MISC FF	FR
12/26/21	PIT @ KC	L	S	10	4	6	0.0	0.0	0	1	0	0	0	0	0
TOTALS		0/1	1/1	10	4	6	0.0	0.0	0	1	0	0	0	0	0

JOE SCHOBERT'S NFL REGULAR SEASON DEFENSIVE STATISTICS

DATE	TEAM	GP	GS	TK	S	TACKLES				INTERCEPTIONS								O. FUMB.				ST				MISC	
						A	FL	YDS	SK	YDS	QBH	NO	YDS	LG	TD	PD	FF	FR	TD	YDS	TK	S	A	FF	FR	MISC	S
2016	Browns	16	4	16	11	5	1	0.5	3.0	3	0	0	0	0	1	0	0	0	12	8	4	0	0	0	0		
2017	Browns	16	16	142	85	57	4	6	3.0	18.0	7	1	8	8	0	4	3	0	0	2	2	0	0	0	0		
2018	Browns	13	13	103	57	46	3	13	3.0	20.0	6	1	0	0	0	6	2	2	0	26	0	0	0	0	0		
2019	Browns	16	16	133	89	44	7	32	2.0	19.0	4	4	24	20	0	9	2	1	0	21	0	0	0	0	0		
2020	Jaguars	16	16	141	84	57	6	17	2.5	12.0	6	3	45	43	1	4	2	0	0	0	0	0	0	0	0		
2021	Steelers	16	16	112	70	42	2	1	0.0	0.0	1	1	23	23	0	6	1	0	0	0	0	0	0	0	0		
NFL TOTALS		93	81	647	396	251	23	70	11.0	72.0	27	10	100	43	1	30	10	3	0	47	14	10	4	0	0	0	

SINGLE-GAME HIGHS: DEFENSIVE

Total Tackles	16 at Baltimore Ravens, Sep 29, 2019 14 at Oakland Raiders, Sep 30, 2018	Tackles For Loss	2 vs. Pittsburgh Steelers, Nov 14, 2019 2 at Baltimore Ravens, Sep 29, 2019 ...1 more at 2.
Sacks	1.0 vs. Chicago Bears, Dec 27, 2020 1.0 at Minnesota Vikings, Dec 06, 2020 ...6 more at 1.0.	Interceptions	2 vs. Miami Dolphins, Nov 24, 2019 2 vs. Pittsburgh Steelers, Nov 14, 2019 43 at Minnesota Vikings, Dec 06, 2020
Passes Defensed	4 vs. Miami Dolphins, Nov 24, 2019 4 vs. Pittsburgh Steelers, Nov 14, 2019	Interception Return Yards	23 vs. Tennessee Titans, Dec 19, 2021 3 at Buffalo Bills, Dec 18, 2016 2 at Cincinnati Bengals, Oct 23, 2016
Forced Fumbles	1 at Cleveland Browns, Oct 31, 2021 1 vs. Chicago Bears, Dec 27, 2020 ...8 more at 1.	Special Teams Tackles	26 vs. Pittsburgh Steelers, Sep 09, 2018 21 vs. Los Angeles Rams, Sep 22, 2019
Fumble Recoveries	2 vs. Pittsburgh Steelers, Sep 09, 2018 1 vs. Los Angeles Rams, Sep 22, 2019		

2021 GAME-BY-GAME REGULAR-SEASON STATISTICS (STEELERS)

DATE	OPPONENT	P/S	TACKLES								INTERCEPTIONS				O. FUMB				ST				MISC													
			TK	S	A	SK	YDS	TFL	YDS	QBH	NO	YDS	LG	TD	PD	FF	FR	TD	YDS	TK	S	A	FF	FR	TD	YDS	TK	S	A	W/L	SCORE					
09/12	at Bills	S	6	2	4	0.0	0.0	0	0	0	0	0	0	0	0	0	0	0	0	0	0	0	0	0	0	0	0	W	23-16							
09/19	Raiders	S	10	6	4	0.0	0.0	0	0	0	0	0	0	2	0	0	0	0	0	0	0	0	0	0	0	0	0	L	17-26							
09/26	Bengals	S	5	4	1	0.0	0.0	0	0	0	0	0	0	0	0	0	0	0	0	0	0	0	0	0	0	0	0	L	10-24							
10/03	at Packers	S	8	5	3	0.0	0.0	0	0	0	0	0	0	1	0	0	0	0	0	0	0	0	0	0	0	0	0	L	17-27							
10/10	Broncos	S	5	3	2	0.0	0.0	0	0	0	0	0	0	1	0	0	0	0	0	0	0	0	0	0	0	0	0	W	27-19							
10/17	Seahawks	S	2	1	1	0.0	0.0	0	0	0	0	0	0	0	0	0	0	0	0	0	0	0	0	0	0	0	0	W	23-20+							
10/31	at Browns	S	9	6	3	0.0	0.0	0	0	0	0	0	0	0	1	0	0	0	0	0	0	0	0	0	0	0	0	W	15-10							
11/08	Bears	S	5	2	3	0.0	0.0	0	0	0	0	0	0	0	0	0	0	0	0	0	0	0	0	0	0	0	0	W	29-27							
11/14	Lions	S	13	8	5	0.0	0.0	1	0	0	0	0	0	0	0	0	0	0	0	0	0	0	0	0	0	0	0	T	16-16							
11/21	at Chargers	S	4	3	1	0.0	0.0	0	0	0	0	0	0	0	0	0	0	0	0	0	0	0	0	0	0	0	0	L	37-41							
11/28	at Bengals	S	10	8	2	0.0	0.0	0	0	0	0	0	0	0	0	0	0	0	0	0	0	0	0	0	0	0	0	L	10-41							
12/05	Ravens	S	7	6	1	0.0	0.0	0	0	0	0	0	0	1	0	0	0	0	0	0	0	0	0	0	0	0	0	W	20-19							
12/09	at Vikings	S	7	4	3	0.0	0.0	0	0	0	0	0	0	0	0	0	0	0	0	0	0	0	0	0	0	0	0	L	28-36							
12/19	Titans	S	7	4	3	0.0	0.0	0	0	1	1	23	23	0	1	0	0	0	0	0	0	0	0	0	0	0	0	W	19-13							
12/26	at Chiefs	S	10	4	6	0.0	0.0	1	1	0	0	0	0	0	0	0	0	0	0	0	0	0	0	0	0	0	0	L	10-36							
01/03	Browns										RESERVE/COVID-19																								W	26-14
01/09	at Ravens	S	4	4	0	0.0	0.0	0	0	0	0	0	0	0	0	0	0	0	0	0	0	0	0	0	0	0	0	0	W	16-13+						
2021 TOTALS			16-16	112	70	42	0.0	0.0	2	1	1	1	23	23	0	6	1	0	0	0	0	0	0	0	0	0	0	0	9-7-1							
±: Overtime																																				

+ - Overtime



BENNY SNELL JR. RUNNING BACK

HEIGHT: 5-10 BIRTHPLACE: Columbus, OH
WEIGHT: 224 HOW ACQUIRED: D4 '19
COLLEGE: Kentucky NFL EXPERIENCE: 3rd year
BORN: Feb. 26, 1998 (23)

REGULAR SEASON COMPARISON: RECEIVING - KANSAS CITY CHIEFS

DATE	OPP	W/L	GP/GS	REC	YDS.	AVG.	TD	LG	TGTS	YAC
12/26/21	PIT @ KC	L	P	1	6	6.0	0	6	1	10
TOTALS		0/1	1/0	1	6	6.0	0	6	1	10

BENNY SNELL JR.'S NFL REGULAR SEASON RUSHING/RECEIVING STATISTICS

RUSHING										RECEIVING				
DATE	TEAM	GP	GS	NO.	YDS.	AVG.	LG	TD		NO.	YDS.	AVG.	LG	TD
2019	Steelers	13	2	108	426	3.9	23	2		3	23	7.7	14	0
2020	Steelers	16	3	111	368	3.3	30	4		10	61	6.1	14	0
2021	Steelers	17	0	36	98	2.7	9	0		2	13	6.5	7	0
NFL TOTALS		46	5	255	892	3.5	30	6		15	97	6.5	14	0

BENNY SNELL JR.'S NFL POSTSEASON RUSHING/RECEIVING STATISTICS

RUSHING										RECEIVING				
DATE	TEAM	GP	GS	NO.	YDS.	AVG.	LG	TD		NO.	YDS.	AVG.	LG	TD
2020	Steelers	1	0	2	13	6.5	11	0		1	4	4.0	4	0
NFL TOTALS		1	0	2	13	6.5	11	0		1	4	4.0	4	0

BENNY SNELL JR.'S NFL REGULAR SEASON RETURN STATISTICS

KICKOFF RETURNS										PUNT RETURNS				
DATE	TEAM	RET.	YDS.	AVG.	LG	TD		NO.	FC	YDS.	AVG.	LG	TD	
2019	Steelers	1	8	8.0	8	0		0	0	0	0.0	0	0	
2020	Steelers	0	0	0.0	0	0		0	0	0	0.0	0	0	
2021	Steelers	0	0	0.0	0	0		0	0	0	0.0	0	0	
NFL TOTALS		1	8	8.0	8	0		0	0	0	0.0	0	0	

BENNY SNELL JR.'S NFL POSTSEASON RETURN STATISTICS

KICKOFF RETURNS										PUNT RETURNS				
DATE	TEAM	RET.	YDS.	AVG.	LG	TD		NO.	FC	YDS.	AVG.	LG	TD	
2020	Steelers	0	0	0.0	0	0		0	0	0	0.0	0	0	
NFL TOTALS		0	0	0.0	0	0		0	0	0	0.0	0	0	

SINGLE-GAME HIGHS: RUSHING/RECEIVING

Rush Attempts 21 at Cincinnati Bengals, Nov 24, 2019
19 at New York Giants, Sep 14, 2020
Rushing Yards 113 at New York Giants, Sep 14, 2020
98 at Cincinnati Bengals, Nov 24, 2019
Longest Runs 30 at New York Giants, Sep 14, 2020
29 at Cincinnati Bengals, Dec 21, 2020
Rushing TDs 1 at Cincinnati Bengals, Dec 21, 2020
1 at Jacksonville Jaguars, Nov 22, 2020
...4 more at 1.
Receptions 3 at Cincinnati Bengals, Dec 21, 2020
3 vs. Baltimore Ravens, Dec 02, 2020
Receiving Yards 33 vs. Baltimore Ravens, Dec 02, 2020
23 at Cincinnati Bengals, Dec 21, 2020
Longest Receptions 14 at Cincinnati Bengals, Dec 21, 2020
14 at Los Angeles Chargers, Oct 13, 2019
All-Purpose Yards 113 at New York Giants, Sep 14, 2020
107 at Cincinnati Bengals, Dec 21, 2020

Kickoff Returns 1 at Baltimore Ravens, Dec 29, 2019
Kickoff Return Yards 8 at Baltimore Ravens, Dec 29, 2019
Longest Kickoff Return 8 at Baltimore Ravens, Dec 29, 2019
Special Teams Tackles 2 vs. Cleveland Browns, Jan 03, 2022
2 at Buffalo Bills, Dec 13, 2020
Miscellaneous Tackles 1 at Cleveland Browns, Jan 03, 2021
Most TDs 1 at Cincinnati Bengals, Dec 21, 2020
1 at Jacksonville Jaguars, Nov 22, 2020
...3 more at 1.
Rushing Average 6.0 at New York Giants, Sep 14, 2020
5.1 at Baltimore Ravens, Dec 29, 2019

SINGLE-GAME HIGHS - POSTSEASON: RUSHING/RECEIVING

Rush Attempts	2 vs. Cleveland Browns, Jan 10, 2021	Receiving Yards	4 vs. Cleveland Browns, Jan 10, 2021
Rushing Yards	13 vs. Cleveland Browns, Jan 10, 2021	Longest Receptions	4 vs. Cleveland Browns, Jan 10, 2021
Longest Runs	11 vs. Cleveland Browns, Jan 10, 2021	All-Purpose Yards	17 vs. Cleveland Browns, Jan 10, 2021
Receptions	1 vs. Cleveland Browns, Jan 10, 2021		

100-YARD RUSHING GAMES (1): REGULAR SEASON


DATE	TEAM	ATT.	YDS.	AVG.	LG	TD
09/14/20	at Giants	19	113	5.9	30	0

2021 GAME-BY-GAME REGULAR-SEASON STATISTICS (STEELERS)

DATE	OPPONENT	P/S	RUSHING					RECEIVING					W/L/T	SCORE
			NO.	YDS.	AVG.	LG	TD	NO.	YDS.	AVG.	LG	TD		
09/12	at Bills	P	0	0	0.0	0	0	0	0	0.0	0	0	W	23-16
09/19	Raiders	P	2	1	0.5	1	0	0	0	0.0	0	0	L	17-26
09/26	Bengals	P	0	0	0.0	0	0	0	0	0.0	0	0	L	10-24
10/03	at Packers	P	1	0	0.0	0	0	0	0	0.0	0	0	L	17-27
10/10	Broncos	P	5	20	4.0	9	0	0	0	0.0	0	0	W	27-19
10/17	Seahawks	P	0	0	0.0	0	0	0	0	0.0	0	0	W	23-20+
10/31	at Browns	P	0	0	0.0	0	0	1	7	7.0	7	0	W	15-10
11/08	Bears	P	2	6	3.0	5	0	0	0	0.0	0	0	W	29-27
11/14	Lions	P	1	4	4.0	4	0	0	0	0.0	0	0	T	16-16
11/21	at Chargers	P	2	7	3.5	4	0	0	0	0.0	0	0	L	37-41
11/28	at Bengals	P	2	5	2.5	4	0	0	0	0.0	0	0	L	10-41
12/05	Ravens	P	2	13	6.5	8	0	0	0	0.0	0	0	W	20-19
12/09	at Vikings	P	1	-2	-2.0	-2	0	0	0	0.0	0	0	L	28-36
12/19	Titans	P	0	0	0.0	0	0	0	0	0.0	0	0	W	19-13
12/26	at Chiefs	P	5	20	4.0	8	0	1	6	6.0	6	0	L	10-36
01/03	Browns	P	1	2	2.0	2	0	0	0	0.0	0	0	W	26-14
01/09	at Ravens	P	12	22	1.8	9	0	0	0	0.0	0	0	W	16-13+
2021 TOTALS			17-0	36	98	2.7	9	0	2	13	6.5	7	0	9-7-1
+ - Overtime														

2020 GAME-BY-GAME POSTSEASON STATISTICS (STEELERS)

DATE	OPPONENT	P/S	RUSHING					RECEIVING					W/L	SCORE
			NO.	YDS.	AVG.	LG	TD	NO.	YDS.	AVG.	LG	TD		
01/10	Browns	P	2	13	6.5	11	0	1	4	4.0	4	0	L	37-48
2020 TOTALS			1-0	2	13	6.5	11	0	1	4	4.0	4	0	0-1



ROBERT SPILLANE

(Spuh-LANE)

LINEBACKER

HEIGHT: 6-1

WEIGHT: 229

COLLEGE: Western Michigan

BORN: Dec. 14, 1995 (26)

BIRTHPLACE: Oak Park, IL

HOW ACQUIRED: FA '19

NFL EXPERIENCE: 3rd year

REGULAR SEASON COMPARISON: DEFENSIVE - KANSAS CITY CHIEFS

DATE	OPP	W/L	GP/GS	TOT	TACKLES			ASST	SACK	YDS.	INT	TFL	PD	QBH	TD	MISC		
					SOLO	ASS	SK									FF	FR	FR
12/26/21	PIT @ KC	L	S	13	5			8	0.0	0.0	0	0	0	0	0	0	0	0
TOTALS		0/1	1/1	13	5			8	0.0	0.0	0	0	0	0	0	0	0	0

ROBERT SPILLANE'S NFL REGULAR SEASON DEFENSIVE STATISTICS

DATE	TEAM	GP	GS	TACKLES							INTERCEPTIONS				O. FUMB				ST			MISC			
				TK	S	A	TFL	YDS	SK	YDS	QBH	NO	YDS	LG	TD	FF	FR	TD	YDS	TK	S	A	FF	FR	
2018	Titans	2	0	0	0	0	0	0	0	0.0	0.0	0	0	0	0	0	0	0	0	0	0	0	0	0	
2019	Titans	0	0	0	0	0	0	0	0	0.0	0.0	0	0	0	0	0	0	0	0	0	0	0	0	0	
Went from Tennessee to Pittsburgh.																									
2019	Steelers	8	0	1	1	0	0	0	0	0.0	0.0	0	0	0	0	0	0	0	10	7	3	0	0	0	0
2019	TOTAL	8	0	1	1	0	0	0	0	0.0	0.0	0	0	0	0	0	0	0	10	7	3	0	0	0	0
2020	Steelers	12	7	43	37	6	4	21	2.0	15.0	3	1	33	33t	1	4	1	0	0	2	2	0	0	0	0
2021	Steelers	14	4	45	23	22	2	4	0.0	0.0	0	0	0	0	0	0	0	0	0	11	6	5	0	0	0
NFL TOTALS		36	11	89	61	28	6	25	2.0	15.0	3	1	33	33T	1	4	1	0	0	23	15	8	0	0	0

ROBERT SPILLANE'S NFL POSTSEASON DEFENSIVE STATISTICS

DATE	TEAM	GP	GS	TACKLES							INTERCEPTIONS				O. FUMB				ST			MISC			
				TK	S	A	TFL	YDS	SK	YDS	QBH	NO	YDS	LG	TD	PD	FF	FR	TD	YDS	TK	S	A	FF	FR
2020	Steelers	1	1	9	6	3	0	0	0.0	0.0	0	0	0	0	0	0	0	0	0	0	0	0	0	0	0
NFL TOTALS		1	1	9	6	3	0	0	0.0	0.0	0	0	0	0	0	0	0	0	0	0	0	0	0	0	0

SINGLE-GAME HIGHS: DEFENSIVE

Total Tackles	13 at Kansas City Chiefs, Dec 26, 2021	Tackles For Loss	1 vs. Las Vegas Raiders, Sep 19, 2021
	11 at Baltimore Ravens, Nov 01, 2020		1 vs. Washington Football Team, Dec 07, 2020
Sacks	1.0 vs. Washington, Dec 07, 2020		...3 more at 1.
	1.0 vs. Cincinnati Bengals, Nov 15, 2020	Interceptions	1 at Baltimore Ravens, Nov 01, 2020
Passes Defensed	2 vs. Washington, Dec 07, 2020	Interception Return Yards	33 at Baltimore Ravens, Nov 01, 2020
	2 at Baltimore Ravens, Nov 01, 2020	Special Teams Tackles	4 at Cincinnati Bengals, Nov 24, 2019
Fumble Recoveries	1 at Baltimore Ravens, Nov 01, 2020		2 at Los Angeles Chargers, Nov 21, 2021
			...4 more at 2.

SINGLE-GAME HIGHS - POSTSEASON: DEFENSIVE

Total Tackles	9 vs. Cleveland Browns, Jan 10, 2021
---------------	--------------------------------------

2021 GAME-BY-GAME REGULAR-SEASON STATISTICS (STEELERS)

DATE	OPPONENT	P/S	TACKLES							INTERCEPTIONS					O. FUMB			ST			MISC		W/L	SCORE			
			TK	S	A	SK	YDS	TFL	YDS	QBH	NO	YDS	LG	TD	PD	FF	FR	TD	YDS	TK	S	A			FF	FR	S
09/12	at Bills									ON INACTIVE LIST															W	23-16	
09/19	Raiders	S	10	7	3	0.0	0.0	1	2	0	0	0	0	0	0	0	0	0	2	0	2	0	0	0	0	L	17-26
09/26	Bengals	P	0	0	0	0.0	0.0	0	0	0	0	0	0	0	0	0	0	0	0	0	0	0	0	0	0	L	10-24
10/03	at Packers	P	0	0	0	0.0	0.0	0	0	0	0	0	0	0	0	0	0	0	1	1	0	0	0	0	0	L	17-27
10/10	Broncos	P	2	1	1	0.0	0.0	0	0	0	0	0	0	0	0	0	0	0	0	0	0	0	0	0	0	W	27-19
10/17	Seahawks	P	2	0	2	0.0	0.0	0	0	0	0	0	0	0	0	0	0	0	1	1	0	0	0	0	0	W	23-20+
10/31	at Browns	P	1	0	1	0.0	0.0	0	0	0	0	0	0	0	0	0	0	0	1	1	0	0	0	0	0	W	15-10
11/08	Bears	P	0	0	0	0.0	0.0	0	0	0	0	0	0	0	0	0	0	0	0	0	0	0	0	0	0	W	29-27
11/14	Lions	P	0	0	0	0.0	0.0	0	0	0	0	0	0	0	0	0	0	0	2	1	1	0	0	0	0	T	16-16
11/21	at Chargers	P	1	1	0	0.0	0.0	0	0	0	0	0	0	0	0	0	0	0	2	1	1	0	0	0	0	L	37-41
11/28	at Bengals	P	1	1	0	0.0	0.0	0	0	0	0	0	0	0	0	0	0	0	0	0	0	0	0	0	0	L	10-41
12/05	Ravens									RESERVE/COVID-19															W	20-19	
12/09	at Vikings									INACTIVE															L	28-36	
12/19	Titans	P	3	1	2	0.0	0.0	0	0	0	0	0	0	0	0	0	0	0	1	0	1	0	0	0	0	W	19-13
12/26	at Chiefs	S	13	5	8	0.0	0.0	0	0	0	0	0	0	0	0	0	0	0	0	0	0	0	0	0	0	L	10-36
01/03	Browns	S	8	4	4	0.0	0.0	1	2	0	0	0	0	0	0	0	0	0	0	0	0	0	0	0	0	W	26-14
01/09	at Ravens	S	4	3	1	0.0	0.0	0	0	0	0	0	0	0	0	0	0	0	1	1	0	0	0	0	0	W	16-13+
2021 TOTALS		14-4	45	23	22	0.0	0.0	2	4	0	0	0	0	0	0	0	0	0	11	6	5	0	0	0	0	9-7-1	
+ - Overtime																											

2020 GAME-BY-GAME POSTSEASON STATISTICS (STEELERS)

			TACKLES								INTERCEPTIONS					O. FUMB				ST				MISC				
DATE	OPPONENT	P/S	TK	S	A	SK	YDS	TFL	YDS	QBH	NO	YDS	LG	TD	PD	FF	FR	TD	YDS	TK	S	A	FF	FR	S	A	W/L	SCORE
01/10	Browns	S	9	6	3	0.0	0.0	0	0	0	0	0	0	0	0	0	0	0	0	0	0	0	0	0	0	0	L	37-48
2020 TOTALS		1-1	9	6	3	0.0	0.0	0	0	0	0	0	0	0	0	0	0	0	0	0	0	0	0	0	0	0	0-1	



20

CAMERON SUTTON

CORNERBACK

HEIGHT: 5-11 BIRTHPLACE Jonesboro, GA
WEIGHT: 188 HOW ACQUIRED: D3a '17
COLLEGE: Tennessee NFL EXPERIENCE: 5th year
BORN: Feb. 27, 1995 (26)

REGULAR SEASON COMPARISON: DEFENSIVE - KANSAS CITY CHIEFS

DATE	OPP	W/L	GP/GS	TACKLES				ASST	SACK	YDS.	INT	TFL	PD	QBH	TD	MISC		FR
				TOT	SOLO	TFL	YDS									FF	FF	
9/16/18	PIT vs. KC	L	S	2	2			0	0.0	0.0	0	0	0	0	0	0	0	0
TOTALS		0/1	1/1	2	2			0	0.0	0.0	0	0	0	0	0	0	0	0

CAMERON SUTTON'S NFL REGULAR SEASON DEFENSIVE STATISTICS

DATE	TEAM	GP	GS	TK	S	TACKLES					INTERCEPTIONS					O. FUMB					ST				MISC		
						A	TFL	YDS	SK	YDS	QBH	NO	YDS	LG	TD	PD	FF	FR	TD	YDS	TK	S	A	FF	FR	S	A
2017	Steelers	5	1	5	4	1	0	0	0.0	0.0	0	0	0	0	0	1	0	0	0	0	0	0	0	0	0	0	
2018	Steelers	15	1	19	18	1	0	0	0.0	0.0	2	1	0	0	0	3	0	0	0	0	3	2	1	1	0	0	0
2019	Steelers	16	0	16	13	3	2	2	1.0	1.0	1	1	26	26	0	5	0	0	0	0	0	0	0	0	0	0	
2020	Steelers	16	6	29	26	3	1	4	1.0	0.0	0	1	0	0	0	8	3	1	0	0	1	1	0	0	0	0	
2021	Steelers	16	16	52	44	8	4	13	0.0	0.0	0	2	4	4	0	6	1	0	0	0	0	0	0	0	0	0	
NFL TOTALS		68	24	121	105	16	7	19	2.0	1.0	3	5	30	26	0	23	4	1	0	0	4	3	1	1	0	0	0

CAMERON SUTTON'S NFL POSTSEASON DEFENSIVE STATISTICS

DATE	TEAM	GP	GS	TK	S	TACKLES					YDS	QBH	INTERCEPTIONS				O. FUMB				ST				MISC	
						A	TFL	YDS	SK	YDS			NO	YDS	LG	TD	PD	FF	FR	TD	YDS	TK	S	A	FF	FR
2017	Steelers	1	0	0	0	0	0	0	0	0.0	0.0	0	0	0	0	0	0	0	0	0	0	0	0	0	0	0
2020	Steelers	1	1	2	2	0	0	0	0	0.0	0.0	0	0	0	0	1	0	0	0	0	0	0	0	0	0	0
NFL TOTALS		2	1	2	2	0	0	0	0	0.0	0.0	0	0	0	0	1	0	0	0	0	0	0	0	0	0	0

SINGLE-GAME HIGHS: DEFENSIVE

Total Tackles	10 at Los Angeles Chargers, Nov 21, 2021 5 at Baltimore Ravens, Jan 09, 2022 ...2 more at 5.	Tackles For Loss	2 at Buffalo Bills, Sep 12, 2021 1 at Los Angeles Chargers, Nov 21, 2021 ...4 more at 1.
Sacks	1.0 vs. Cleveland Browns, Oct 18, 2020 1.0 vs. Cleveland Browns, Dec 01, 2019	Interceptions	1 at Baltimore Ravens, Jan 09, 2022 1 at Los Angeles Chargers, Nov 21, 2021 ...3 more at 1.
Passes Defensed	3 at Los Angeles Chargers, Oct 13, 2019 2 at Buffalo Bills, Sep 12, 2021 ...3 more at 2.	Interception Return Yards	26 at Los Angeles Chargers, Oct 13, 2019 4 at Los Angeles Chargers, Nov 21, 2021
Forced Fumbles	1 vs. Tennessee Titans, Dec 19, 2021 1 vs. Cincinnati Bengals, Nov 15, 2020 ...2 more at 1.	Special Teams Tackles	1 at Dallas Cowboys, Nov 08, 2020 1 vs. Cincinnati Bengals, Dec 30, 2018 ...2 more at 1.
Fumble Recoveries	1 at Buffalo Bills, Dec 13, 2020	Special Teams Forced Fumbles	1 vs. Kansas City Chiefs, Sep 16, 2018

SINGLE-GAME HIGHS - POSTSEASON: DEFENSIVE

Total Tackles	2 vs. Cleveland Browns, Jan 10, 2021	Passes Defensed	1 vs. Cleveland Browns, Jan 10, 2021
---------------	--------------------------------------	-----------------	--------------------------------------

2021 GAME-BY-GAME REGULAR-SEASON STATISTICS (STEELERS)

DATE	OPPONENT	P/S	TACKLES							INTERCEPTIONS							O. FUMB			ST			MISC		W/L	SCORE		
			TK	S	A	SK	YDS	TFL	YDS	QBH	NO	YDS	LG	TD	PD	FF	FR	TD	YDS	TK	S	A	FF	FR			S	A
09/12	at Bills	S	5	5	0	0.0	0.0	2	9	0	0	0	0	0	2	0	0	0	0	0	0	0	0	0	0	W	23-16	
09/19	Raiders	S	3	2	1	0.0	0.0	0	0	0	0	0	0	0	0	0	0	0	0	0	0	0	0	0	0	L	17-26	
09/26	Bengals	S	2	2	0	0.0	0.0	0	0	0	0	0	0	0	0	0	0	0	0	0	0	0	0	0	0	L	10-24	
10/03	at Packers	S	1	1	0	0.0	0.0	0	0	0	0	0	0	0	1	0	0	0	0	0	0	0	0	0	0	L	17-27	
10/10	Broncos		ON INACTIVE LIST																							W	27-19	
10/17	Seahawks	S	3	2	1	0.0	0.0	0	0	0	0	0	0	0	0	0	0	0	0	0	0	0	0	0	0	W	23-20+	
10/31	at Browns	S	3	3	0	0.0	0.0	1	2	0	0	0	0	0	0	0	0	0	0	0	0	0	0	0	0	W	15-10	
11/08	Bears	S	3	3	0	0.0	0.0	0	0	0	0	0	0	0	0	0	0	0	0	0	0	0	0	0	0	W	29-27	
11/14	Lions	S	0	0	0	0.0	0.0	0	0	0	0	0	0	0	0	0	0	0	0	0	0	0	0	0	0	T	16-16	
11/21	at Chargers	S	10	7	3	0.0	0.0	2	2	0	1	4	4	0	1	0	0	0	0	0	0	0	0	0	0	0	L	37-41
11/28	at Bengals	S	4	3	1	0.0	0.0	0	0	0	0	0	0	0	0	0	0	0	0	0	0	0	0	0	0	L	10-41	
12/05	Ravens	S	4	4	0	0.0	0.0	0	0	0	0	0	0	0	0	0	0	0	0	0	0	0	0	0	0	W	20-19	
12/09	at Vikings	S	4	4	0	0.0	0.0	0	0	0	0	0	0	0	1	0	0	0	0	0	0	0	0	0	0	L	28-36	
12/19	Titans	S	3	2	1	0.0	0.0	0	0	0	0	0	0	0	0	1	0	0	0	0	0	0	0	0	0	W	19-13	
12/26	at Chiefs	S	0	0	0	0.0	0.0	0	0	0	0	0	0	0	0	0	0	0	0	0	0	0	0	0	0	L	10-36	
01/03	Browns	S	2	1	1	0.0	0.0	0	0	0	0	0	0	0	0	0	0	0	0	0	0	0	0	0	0	W	26-14	
01/09	at Ravens	S	5	5	0	0.0	0.0	0	0	0	1	0	0	0	1	0	0	0	0	0	0	0	0	0	0	W	16-13+	
2021 TOTALS		16-16	52	44	8	0.0	0.0	4	13	0	2	4	4	0	6	1	0	0	0	0	0	0	0	0	0	9-7-1		
+ - Overtime																												

2020 GAME-BY-GAME POSTSEASON STATISTICS (STEELERS)

DATE	OPPONENT	P/S	TACKLES							INTERCEPTIONS					O. FUMB			ST				MISC		W/L	SCORE	
			TK	S	A	SK	YDS	TFL	YDS	QBH	NO	YDS	LG	TD	PD	FF	FR	TD	YDS	TK	S	A	FF			FR
01/10	Browns	S	2	2	0	0.0	0.0	0	0	0	0	0	0	1	0	0	0	0	0	0	0	0	0	0	L	37-48
2020 TOTALS		1-1	2	2	0	0.0	0.0	0	0	0	0	0	0	1	0	0	0	0	0	0	0	0	0	0	0-1	

2017 GAME-BY-GAME POSTSEASON STATISTICS (STEELERS)

		TACKLES								INTERCEPTIONS				O. FUMB			ST			MISC								
DATE	OPPONENT	P/S	TK	S	A	SK	YDS	TFL	YDS	QBH	NO	YDS	LG	TD	PD	FF	FR	TD	YDS	TK	S	A	FF	FR	S	A	W/L	SCORE
01/14	Jaguars	P	0	0	0	0.0	0.0	0	0	0	0	0	0	0	0	0	0	0	0	0	0	0	0	0	0	0	L	42-45
2017 TOTALS		1-0	0	0	0	0.0	0.0	0	0	0	0	0	0	0	0	0	0	0	0	0	0	0	0	0	0	0	0-1	



51

TRAI TURNER

GUARD

HEIGHT: 6-3

WEIGHT: 315

COLLEGE: Louisiana State

BORN: Jun. 14, 1993 (28)

BIRTHPLACE New Orleans, LA

HOW ACQUIRED: FA '21

NFL EXPERIENCE: 8th year

15

16

17

18

19

TRAI TURNER'S NFL REGULAR SEASON STATISTICS

DATE	TEAM	GP	GS
2014	Panthers	13	9
2015	Panthers	16	16
2016	Panthers	16	16
2017	Panthers	13	13
2018	Panthers	13	13
2019	Panthers	13	13
2020	Chargers	9	9
2021	Steelers	17	17
NFL TOTALS		110	106

TRAI TURNER'S NFL POSTSEASON STATISTICS

DATE	TEAM	GP	GS
2014	Panthers	2	2
2015	Panthers	3	3
2017	Panthers	1	1
NFL TOTALS		6	6

2021 GAME-BY-GAME REGULAR-SEASON STATISTICS (STEELERS)

DATE	OPPONENT	P/S	W/L/T	SCORE
09/12	at Bills	S	W	23-16
09/19	Raiders	S	L	17-26
09/26	Bengals	S	L	10-24
10/03	at Packers	S	L	17-27
10/10	Broncos	S	W	27-19
10/17	Seahawks	S	W	23-20+
10/31	at Browns	S	W	15-10
11/08	Bears	S	W	29-27
11/14	Lions	S	T	16-16
11/21	at Chargers	S	L	37-41
11/28	at Bengals	S	L	10-41
12/05	Ravens	S	W	20-19
12/09	at Vikings	S	L	28-36
12/19	Titans	S	W	19-13
12/26	at Chiefs	S	L	10-36
01/03	Browns	S	W	26-14
01/09	at Ravens	S	W	16-13+
2021 TOTALS		17-17	9-7-1	

+ - Overtime

2017 GAME-BY-GAME POSTSEASON STATISTICS (PANTHERS)


DATE	OPPONENT	P/S	W/L	SCORE
01/07	at Saints	S	L	26-31
2017 TOTALS		1-1	0-1	

2015 GAME-BY-GAME POSTSEASON STATISTICS (PANTHERS)

DATE	OPPONENT	P/S	W/L	SCORE
01/17	Seahawks	S	W	31-24
01/24	Cardinals	S	W	49-15
02/07	at Broncos	S	L	10-24
2015 TOTALS		3-3	2-1	

2014 GAME-BY-GAME POSTSEASON STATISTICS (PANTHERS)

DATE	OPPONENT	P/S	W/L	SCORE
01/03	Cardinals	S	W	27-16
01/10	at Seahawks	S	L	17-31
2014 TOTALS		2-2	1-1	



48

DERREK TUSZKA

(TUS-suh)

OUTSIDE LINEBACKER

HEIGHT: 6-5

WEIGHT: 246

COLLEGE: North Dakota State

BORN: Jul. 11, 1996 (25)

BIRTHPLACE: Warner, S.D.

HOW ACQUIRED: D7b '20

NFL EXPERIENCE: 2nd year

REGULAR SEASON COMPARISON: DEFENSIVE - KANSAS CITY CHIEFS

DATE	OPP	W/L	GP	P	TACKLES				ASST	SACK	YDS.	INT	TFL	PD	QBH	TD	MISC		
					TOT	SOLO											FF		FR
12/26/21	PIT @ KC	L	1		1	0			1	0.0	0.0	0	0	0	0	0	0	0	0
TOTALS		0/1	1/0		1	0			1	0.0	0.0	0	0	0	0	0	0	0	0

DERREK TUSZKA'S NFL REGULAR SEASON DEFENSIVE STATISTICS


TACKLES										INTERCEPTIONS						O. FUMB				ST				MISC				
DATE	TEAM	GP	GS	TK	S	A	TFL	YDS	SK	YDS	QBH	NO	YDS	LG	TD	PD	FF	FR	TD	YDS	TK	S	A	FF	FR	S	A	
2020	Broncos	9	0	2	1	1	1	15	0.0	0.0	0	0	0	0	0	0	0	0	0	0	4	3	1	0	0	0	0	0
2021	Steelers	15	0	16	7	9	1	5	2.0	13.0	2	0	0	0	0	0	1	0	0	0	2	2	0	0	0	0	0	0
NFL TOTALS		24	0	18	8	10	2	20	2.0	13.0	2	0	0	0	0	0	1	0	0	0	6	5	1	0	0	0	0	0

SINGLE-GAME HIGHS: DEFENSIVE

Total Tackles	3 vs. Tennessee Titans, Dec 19, 2021	Tackles For Loss	1 vs. Cleveland Browns, Jan 03, 2022
	2 vs. Cleveland Browns, Jan 03, 2022		1 vs. Buffalo Bills, Dec 19, 2020
	...4 more at 2.		1 at Carolina Panthers, Dec 13, 2020
Sacks	1.0 vs. Cleveland Browns, Jan 03, 2022	Special Teams Tackles	...2 more at 1.
	1.0 vs. Tennessee Titans, Dec 19, 2021		
Forced Fumbles	1 vs. Tennessee Titans, Dec 19, 2021		

2021 GAME-BY-GAME REGULAR-SEASON STATISTICS (STEELERS)

DATE	OPPONENT	P/S	TACKLES							INTERCEPTIONS				O. FUMB				ST				MISC		W/L	SCORE		
			TK	S	A	SK	YDS	TFL	YDS	QBH	NO	YDS	LG	TD	PD	FF	FR	TD	YDS	TK	S	A	FF			FR	S
09/12	at Bills										PRACTICE SQUAD														W	23-16	
09/19	Raiders										PRACTICE SQUAD														L	17-26	
09/26	Bengals										PRACTICE SQUAD														L	10-24	
10/03	at Packers	P	0	0	0	0.0	0.0	0	0	0	0	0	0	0	0	0	0	0	0	0	0	0	0	0	L	17-27	
10/10	Broncos	P	0	0	0	0.0	0.0	0	0	0	0	0	0	0	0	0	0	0	1	1	0	0	0	0	W	27-19	
10/17	Seahawks	P	0	0	0	0.0	0.0	0	0	0	0	0	0	0	0	0	0	0	0	0	0	0	0	0	W	23-20+	
10/31	at Browns	P	1	1	0	0.0	0.0	0	0	0	0	0	0	0	0	0	0	0	0	0	0	0	0	0	W	15-10	
11/08	Bears	P	0	0	0	0.0	0.0	0	0	0	0	0	0	0	0	0	0	0	0	0	0	0	0	0	W	29-27	
11/14	Lions	P	0	0	0	0.0	0.0	0	0	0	0	0	0	0	0	0	0	0	0	0	0	0	0	0	T	16-16	
11/21	at Chargers	P	1	1	0	0.0	0.0	0	0	0	0	0	0	0	0	0	0	0	0	0	0	0	0	0	L	37-41	
11/28	at Bengals	P	2	0	2	0.0	0.0	0	0	1	0	0	0	0	0	0	0	0	0	0	0	0	0	0	L	10-41	
12/05	Ravens	P	2	1	1	0.0	0.0	0	0	0	0	0	0	0	0	0	0	0	0	0	0	0	0	0	W	20-19	
12/09	at Vikings	P	2	0	2	0.0	0.0	0	0	0	0	0	0	0	0	0	0	0	0	0	0	0	0	0	L	28-36	
12/19	Titans	P	3	1	2	1.0	8.0	0	0	0	0	0	0	0	0	1	0	0	0	0	0	0	0	0	W	19-13	
12/26	at Chiefs	P	1	0	1	0.0	0.0	0	0	0	0	0	0	0	0	0	0	0	1	1	0	0	0	0	L	10-36	
01/03	Browns	P	2	2	0	1.0	5.0	1	5	1	0	0	0	0	0	0	0	0	0	0	0	0	0	0	W	26-14	
01/09	at Ravens	P	0	0	0	0.0	0.0	0	0	0	0	0	0	0	0	0	0	0	0	0	0	0	0	0	W	16-13+	
2021 TOTALS			14-0	14	6	8	2.0	13.0	1	5	2	0	0	0	0	1	0	0	0	2	2	0	0	0	0	9-7-1	
+ - Overtime																											



10

CORLISS WAITMAN

PUNTER

HEIGHT: 6-2

WEIGHT: 210

COLLEGE: South Alabama

BORN: Dec. 31, 1969 (52)

HOW ACQUIRED: UDFA '20

NFL EXPERIENCE: R

REGULAR SEASON COMPARISON: PUNTING - KANSAS CITY CHIEFS

DATE	OPP	W/L	GP/GS	NO.	YDS.	AVG.	TB	LG	LG
12/26/21	PIT @ KC	L	0	2	121	60.5	1	0	63
TOTALS		0/1	1/1	2	121	60.5	1	0	63

SINGLE-GAME HIGHS: PUNTER


Punts	5 at Pittsburgh Steelers, Jan 03, 2022	Net Punting Yards	215 at Pittsburgh Steelers, Jan 03, 2022
	2 at Kansas City Chiefs, Dec 26, 2021		83 at Kansas City Chiefs, Dec 26, 2021
Gross Punting Yards	244 at Pittsburgh Steelers, Jan 03, 2022	Net Punting Avg	43.0 at Pittsburgh Steelers, Jan 03, 2022
	121 at Kansas City Chiefs, Dec 26, 2021		41.5 at Kansas City Chiefs, Dec 26, 2021
Gross Punting Avg	48.8 at Pittsburgh Steelers, Jan 03, 2022	Longest Punts	63 at Kansas City Chiefs, Dec 26, 2021

2020 GAME-BY-GAME REGULAR-SEASON STATISTICS (STEELERS)

DATE	OPPONENT	NO.	YDS.	AVG.	OPP. RET.	YDS.	NET YDS.	AVG	TB	IN20	LG	BK	W/L	SCORE
09/14	at Giants					PRACTICE SQUAD							W	26-16
09/27	Texans					PRACTICE SQUAD							W	28-21
10/11	Eagles					PRACTICE SQUAD							W	38-29
10/18	Browns					PRACTICE SQUAD							W	38-7
10/25	at Titans					PRACTICE SQUAD							W	27-24
11/01	at Ravens					PRACTICE SQUAD							W	28-24
11/08	at Cowboys					PRACTICE SQUAD							W	24-19
11/15	Bengals					PRACTICE SQUAD							W	36-10
11/22	at Jaguars					PRACTICE SQUAD							W	27-3
12/02	Ravens					PRACTICE SQUAD							W	19-14
12/07	Washington					PRACTICE SQUAD							L	17-23
12/13	at Bills					PRACTICE SQUAD							L	15-26
12/21	at Bengals					PRACTICE SQUAD							L	17-27
12/27	Colts					PRACTICE SQUAD							W	28-24
01/03	at Browns					PRACTICE SQUAD							L	22-24
2020 TOTALS		0	0	0	0.0	0	0	0.0	0	0	0	0	11-4	

2020 GAME-BY-GAME POSTSEASON STATISTICS (STEELERS)

DATE	OPPONENT	NO.	YDS.	AVG.	OPP. RET.	YDS.	NET YDS.	AVG	TB	IN20	LG	BK	W/L	SCORE
01/10	Browns					PRACTICE SQUAD							L	37-48
2020 TOTALS		0	0	0	0.0	0	0	0.0	0	0	0	0	0-1	



44

DEREK WATT

FULLBACK

HEIGHT: 6-2
WEIGHT: 234
COLLEGE: Wisconsin
BORN: Nov. 7, 1992 (29)

BIRTHPLACE Pewaukee, WI
HOW ACQUIRED: UFA '20
NFL EXPERIENCE: 6th year

DEREK WATT'S NFL REGULAR SEASON RUSHING/RECEIVING STATISTICS													
RUSHING													
DATE	TEAM	GP	GS	NO.	YDS.	AVG.	LG	TD	RECEIVING				
				NO.	YDS.	AVG.	LG	TD	NO.	YDS.	AVG.	LG	TD
2016	Chargers	16	2	2	4	2.0	2	0	4	83	20.8	53	0
2017	Chargers	16	4	6	24	4.0	17	0	2	35	17.5	23	0
2018	Chargers	16	5	4	11	2.8	8	0	1	2	2.0	2	0
2019	Chargers	16	2	7	10	1.4	3	1	3	32	10.7	21	0
2020	Steelers	12	0	0	0	0.0	0	0	0	0	0.0	0	0
2021	Steelers	17	4	1	1	1.0	1	0	3	15	5.0	9	0
NFL TOTALS		93	17	20	50	2.5	17	1	13	167	12.8	53	0

DEREK WATT'S NFL POSTSEASON RUSHING/RECEIVING STATISTICS													
RUSHING													
DATE	TEAM	GP	GS	NO.	YDS.	AVG.	LG	TD	RECEIVING				
				NO.	YDS.	AVG.	LG	TD	NO.	YDS.	AVG.	LG	TD
2018	Chargers	2	0	0	0	0.0	0	0	1	1	1.0	1	0
2020	Steelers	1	0	2	2	1.0	2	0	0	0	0.0	0	0
NFL TOTALS		3	0	2	2	1.0	2	0	1	1	1.0	1	0

DEREK WATT'S NFL REGULAR SEASON RETURN STATISTICS												
KICKOFF RETURNS							PUNT RETURNS					
DATE	TEAM	RET.	YDS.	AVG.	LG	TD	NO.	FC	YDS.	AVG.	LG	TD
2016	Chargers	0	0	0.0	0	0	0	0	0	0.0	0	0
2017	Chargers	0	0	0.0	0	0	0	0	0	0.0	0	0
2018	Chargers	0	0	0.0	0	0	0	0	0	0.0	0	0
2019	Chargers	0	0	0.0	0	0	0	0	0	0.0	0	0
2020	Steelers	0	0	0.0	0	0	0	0	0	0.0	0	0
2021	Steelers	0	0	0.0	0	0	0	0	0	0.0	0	0
NFL TOTALS		0	0	0.0	0	0	0	0	0	0.0	0	0

DEREK WATT'S NFL POSTSEASON RETURN STATISTICS												
KICKOFF RETURNS							PUNT RETURNS					
DATE	TEAM	RET.	YDS.	AVG.	LG	TD	NO.	FC	YDS.	AVG.	LG	TD
2018	Chargers	0	0	0.0	0	0	0	0	0	0.0	0	0
2020	Steelers	0	0	0.0	0	0	0	0	0	0.0	0	0
NFL TOTALS		0	0	0.0	0	0	0	0	0	0.0	0	0

SINGLE-GAME HIGHS: RUSHING/RECEIVING

Rush Attempts	2 at Jacksonville Jaguars, Dec 08, 2019 2 vs. Indianapolis Colts, Sep 08, 2019 ...2 more at 2.	Longest Receptions	53 at Denver Broncos, Oct 30, 2016 23 at New York Jets, Dec 24, 2017
Rushing Yards	17 vs. Buffalo Bills, Nov 19, 2017 8 at Denver Broncos, Dec 30, 2018	All-Purpose Yards	53 at Denver Broncos, Oct 30, 2016 26 at New York Jets, Dec 24, 2017
Longest Runs	17 vs. Buffalo Bills, Nov 19, 2017 8 at Denver Broncos, Dec 30, 2018	Special Teams Tackles	5 at Oakland Raiders, Nov 07, 2019 3 vs. Cleveland Browns, Jan 03, 2022
Rushing TDs	1 at Jacksonville Jaguars, Dec 08, 2019	Miscellaneous Tackles	1 at Oakland Raiders, Oct 09, 2016
Receptions	1 vs. Denver Broncos, Oct 06, 2019 1 at Miami Dolphins, Sep 29, 2019 ...8 more at 1.	Most TDs	1 at Jacksonville Jaguars, Dec 08, 2019
Receiving Yards	53 at Denver Broncos, Oct 30, 2016 23 at New York Jets, Dec 24, 2017		

SINGLE-GAME HIGHS - POSTSEASON: RUSHING/RECEIVING

Rush Attempts	2 vs. Cleveland Browns, Jan 10, 2021	Receiving Yards	1 at Baltimore Ravens, Jan 06, 2019
Rushing Yards	2 vs. Cleveland Browns, Jan 10, 2021	Longest Receptions	1 at Baltimore Ravens, Jan 06, 2019
Longest Runs	2 vs. Cleveland Browns, Jan 10, 2021	All-Purpose Yards	2 vs. Cleveland Browns, Jan 10, 2021
Receptions	1 at Baltimore Ravens, Jan 06, 2019		1 at Baltimore Ravens, Jan 06, 2019
		Special Teams Tackles	1 vs. Cleveland Browns, Jan 10, 2021

2021 GAME-BY-GAME REGULAR-SEASON STATISTICS (STEELERS)

DATE	OPPONENT	P/S	RUSHING					RECEIVING					W/L/T	SCORE
			NO.	YDS.	AVG.	LG	TD	NO.	YDS.	AVG.	LG	TD		
09/12	at Bills	P	0	0	0.0	0	0	0	0	0.0	0	0	W	23-16
09/19	Raiders	P	0	0	0.0	0	0	0	0	0.0	0	0	L	17-26
09/26	Bengals	P	0	0	0.0	0	0	1	3	3.0	3	0	L	10-24
10/03	at Packers	P	0	0	0.0	0	0	0	0	0.0	0	0	L	17-27
10/10	Broncos	P	0	0	0.0	0	0	0	0	0.0	0	0	W	27-19
10/17	Seahawks	S	0	0	0.0	0	0	0	0	0.0	0	0	W	23-20+
10/31	at Browns	P	0	0	0.0	0	0	0	0	0.0	0	0	W	15-10
11/08	Bears	S	0	0	0.0	0	0	1	3	3.0	3	0	W	29-27
11/14	Lions	P	0	0	0.0	0	0	1	9	9.0	9	0	T	16-16
11/21	at Chargers	P	0	0	0.0	0	0	0	0	0.0	0	0	L	37-41
11/28	at Bengals	P	0	0	0.0	0	0	0	0	0.0	0	0	L	10-41
12/05	Ravens	S	0	0	0.0	0	0	0	0	0.0	0	0	W	20-19
12/09	at Vikings	P	0	0	0.0	0	0	0	0	0.0	0	0	L	28-36
12/19	Titans	P	0	0	0.0	0	0	0	0	0.0	0	0	W	19-13
12/26	at Chiefs	P	0	0	0.0	0	0	0	0	0.0	0	0	L	10-36
01/03	Browns	P	1	1	1.0	1	0	0	0	0.0	0	0	W	26-14
01/09	at Ravens	S	0	0	0.0	0	0	0	0	0.0	0	0	W	16-13+
2021 TOTALS		17-4	1	1	1.0	1	0	3	15	5.0	9	0	9-7-1	
+ - Overtime														

2020 GAME-BY-GAME POSTSEASON STATISTICS (STEELERS)

DATE	OPPONENT	P/S	RUSHING					RECEIVING					W/L	SCORE
			NO.	YDS.	AVG.	LG	TD	NO.	YDS.	AVG.	LG	TD		
01/10	Browns	P	2	2	1.0	2	0	0	0	0.0	0	0	L	37-48
2020 TOTALS		1-0	2	2	1.0	2	0	0	0	0.0	0	0	0-1	

2018 GAME-BY-GAME POSTSEASON STATISTICS (CHARGERS)

DATE	OPPONENT	P/S	RUSHING					RECEIVING					W/L	SCORE
			NO.	YDS.	AVG.	LG	TD	NO.	YDS.	AVG.	LG	TD		
01/06	at Ravens	P	0	0	0.0	0	0	1	1	1.0	1	0	W	23-17
01/13	at Patriots	P	0	0	0.0	0	0	0	0	0.0	0	0	L	28-41
2018 TOTALS		2-0	0	0	0.0	0	0	1	1	1.0	1	0	1-1	



T.J. WATT'S NFL REGULAR SEASON DEFENSIVE STATISTICS

T.J. WATT'S NFL POSTSEASON DEFENSIVE STATISTICS

SINGLE-GAME HIGHS: DEFENSIVE

SINGLE-GAME HIGHS - POSTSEASON: DEFENSIVE

Total Tackles	3 vs. Cleveland Browns, Jan 10, 2021	Tackles For Loss	1 vs. Cleveland Browns, Jan 10, 2021
	2 vs. Jacksonville Jaguars, Jan 14, 2018		
Passes Defensed	1 vs. Cleveland Browns, Jan 10, 2021		
	1 vs. Jacksonville Jaguars, Jan 14, 2018		

2021 GAME-BY-GAME REGULAR-SEASON STATISTICS (STEELERS)

DATE	OPPONENT	P/S	TACKLES								INTERCEPTIONS					O. FUMB			ST				MISC		W/L	SCORE			
			TK	S	A	SK	YDS	TFL	YDS	QBH	NO	YDS	LG	TD	PD	FF	FR	TD	YDS	TK	S	A	FF	FR			S	A	
09/12	at Bills	S	3	3	0	2.0	10.0	1	5	5	0	0	0	0	0	1	0	0	0	0	0	0	0	0	0	W	23-16		
09/19	Raiders	S	4	3	1	1.0	1.0	0	0	1	0	0	0	0	0	1	0	0	0	0	0	0	0	0	0	L	17-26		
09/26	Bengals										ON INACTIVE LIST																L	10-24	
10/03	at Packers	S	4	3	1	2.0	6.0	2	6	2	0	0	0	0	0	0	1	0	0	0	0	0	0	0	0	L	17-27		
10/10	Broncos	S	3	3	0	0.0	0.0	1	4	2	0	0	0	0	0	0	0	0	0	0	0	0	0	0	0	W	27-19		
10/17	Seahawks	S	7	6	1	2.0	13.0	3	14	2	0	0	0	0	3	1	0	0	0	0	0	0	0	0	0	W	23-20+		
10/31	at Browns	S	6	4	2	1.5	7.5	1	5	3	0	0	0	0	0	0	1	0	0	0	0	0	0	0	0	W	15-10		
11/08	Bears	S	7	4	3	3.0	13.0	3	13	3	0	0	0	0	1	0	0	0	0	0	0	0	0	0	0	W	29-27		
11/14	Lions	S	5	3	2	1.0	6.0	2	7	2	0	0	0	0	0	0	0	0	0	0	0	0	0	0	0	T	16-16		
11/21	at Chargers										ON INACTIVE LIST																L	37-41	
11/28	at Bengals	S	2	1	1	0.0	0.0	0	0	0	0	0	0	0	0	0	0	0	0	0	0	0	0	0	0	L	10-41		
12/05	Ravens	S	6	5	1	3.5	12.0	3	8	6	0	0	0	0	0	1	0	0	0	0	0	0	0	0	0	W	20-19		
12/09	at Vikings	S	1	0	1	0.0	0.0	0	0	1	0	0	0	0	0	0	0	0	0	0	0	0	0	0	0	L	28-36		
12/19	Titans	S	5	4	1	1.5	15.0	1	10	4	0	0	0	0	0	0	1	0	0	0	0	0	0	0	0	W	19-13		
12/26	at Chiefs	S	1	1	0	0.0	0.0	0	0	0	0	0	0	0	0	0	0	0	0	0	0	0	0	0	0	L	10-36		
01/03	Browns	S	5	5	0	4.0	25.0	3	25	5	0	0	0	0	2	0	0	0	0	0	0	0	0	0	0	W	26-14		
01/09	at Ravens	S	5	3	2	1.0	3.0	1	3	3	0	0	0	0	1	1	0	0	0	0	0	0	0	0	0	W	16-13+		
2021 TOTALS		15-15	64	48	16	22.5	111.5	21	100	39	0	0	0	0	7	5	3	0	0	0	0	0	0	0	0	9-7-1			
+ - Overtime																													

2020 GAME-BY-GAME POSTSEASON STATISTICS (STEELERS)

DATE	OPPONENT	P/S	TACKLES							INTERCEPTIONS					O. FUMB			ST			MISC		W/L	SCORE			
			TK	S	A	SK	YDS	TFL	YDS	QBH	NO	YDS	LG	TD	PD	FF	FR	TD	YDS	TK	S	A			FF	FR	S
01/10	Browns	S	3	2	1	0.0	0.0	1	1	0	0	0	0	1	0	0	0	0	0	0	0	0	0	0	0	L	37-48
2020 TOTALS			1-1	3	2	1	0.0	0.0	1	1	0	0	0	0	1	0	0	0	0	0	0	0	0	0	0	0-1	

2017 GAME-BY-GAME POSTSEASON STATISTICS (STEELERS)

DATE	OPPONENT	P/S	TACKLES							INTERCEPTIONS					O. FUMB			ST				MISC		W/L	SCORE		
			TK	S	A	SK	YDS	TFL	YDS	QBH	NO	YDS	LG	TD	PD	FF	FR	TD	YDS	TK	S	A	FF			FR	S
01/14	Jaguars	S	2	1	1	0.0	0.0	0	0	2	0	0	0	0	1	0	0	0	0	0	0	0	0	0	0	L	42-45
2017 TOTALS			1-1	2	1	1	0.0	0.0	0	0	2	0	0	0	1	0	0	0	0	0	0	0	0	0	0	0-1	



15

CODY WHITE

WIDE RECEIVER

HEIGHT: 6-3 BIRTHPLACE Novi, MI
WEIGHT: 215 HOW ACQUIRED: FA '20
COLLEGE: Michigan State NFL EXPERIENCE: 1st year
BORN: Nov. 28, 1998 (23)

REGULAR SEASON COMPARISON: RECEIVING - KANSAS CITY CHIEFS

DATE	OPP	W/L	GP/GS	REC	YDS.	AVG.	TD	LG	TGTS	YAC
12/26/21	PIT @ KC	L	P	3	16	5.3	0	6	3	10
TOTALS		0/1	1/0	3	16	5.3	0	6	3	10

CODY WHITE'S NFL REGULAR SEASON RUSHING/RECEIVING STATISTICS

DATE	TEAM	GP	GS	RECEIVING					RUSHING				
				NO.	YDS.	AVG.	LG	TD	NO.	YDS.	AVG.	LG	TD
2021	Steelers	15	0	5	33	6.6	11	0	0	0	0.0	0	0
NFL TOTALS		15	0	5	33	6.6	11	0	0	0	0.0	0	0

CODY WHITE'S NFL POSTSEASON RUSHING/RECEIVING STATISTICS

DATE	TEAM	GP	GS	RECEIVING					RUSHING				
				NO.	YDS.	AVG.	LG	TD	NO.	YDS.	AVG.	LG	TD
2020	Steelers	0	0	0	0	0.0	0	0	0	0	0.0	0	0
NFL TOTALS		0	0	0	0	0.0	0	0	0	0	0.0	0	0

CODY WHITE'S NFL REGULAR SEASON RETURN STATISTICS

DATE	TEAM	RET.	KICKOFF RETURNS					PUNT RETURNS				
			YDS.	AVG.	LG	TD	NO.	FC	YDS.	AVG.	LG	TD
2021	Steelers	0	0	0.0	0	0	0	0	0	0.0	0	0
NFL TOTALS		0	0	0.0	0	0	0	0	0	0.0	0	0

CODY WHITE'S NFL POSTSEASON RETURN STATISTICS

DATE	TEAM	RET.	KICKOFF RETURNS					PUNT RETURNS				
			YDS.	AVG.	LG	TD	NO.	FC	YDS.	AVG.	LG	TD
2020	Steelers	0	0	0.0	0	0	0	0	0	0.0	0	0
NFL TOTALS		0	0	0.0	0	0	0	0	0	0.0	0	0

SINGLE-GAME HIGHS: RECEIVING

Receptions	3 at Kansas City Chiefs, Dec 26, 2021 2 vs. Cincinnati Bengals, Sep 26, 2021	All-Purpose Yards	17 vs. Cincinnati Bengals, Sep 26, 2021 16 at Kansas City Chiefs, Dec 26, 2021
Receiving Yards	17 vs. Cincinnati Bengals, Sep 26, 2021 16 at Kansas City Chiefs, Dec 26, 2021	Special Teams Tackles	2 vs. Chicago Bears, Nov 08, 2021 1 vs. Baltimore Ravens, Dec 05, 2021 ...1 more at 1.
Longest Receptions	11 vs. Cincinnati Bengals, Sep 26, 2021 6 at Kansas City Chiefs, Dec 26, 2021 ...2 more at 6.	Receiving Average	5.3 at Kansas City Chiefs, Dec 26, 2021

2021 GAME-BY-GAME REGULAR-SEASON STATISTICS (STEELERS)

DATE	OPPONENT	P/S	RECEIVING					RUSHING					W/L/T	SCORE
			NO.	YDS.	AVG.	LG	TD	NO.	YDS.	AVG.	LG	TD		
09/12	at Bills							PRACTICE SQUAD					W	23-16
09/19	Raiders							PRACTICE SQUAD					L	17-26
09/26	Bengals	P	2	17	8.5	11	0	0	0	0.0	0	0	L	10-24
10/03	at Packers	P	0	0	0.0	0	0	0	0	0.0	0	0	L	17-27
10/10	Broncos	P	0	0	0.0	0	0	0	0	0.0	0	0	W	27-19
10/17	Seahawks	P	0	0	0.0	0	0	0	0	0.0	0	0	W	23-20+
10/31	at Browns	P	0	0	0.0	0	0	0	0	0.0	0	0	W	15-10
11/08	Bears	P	0	0	0.0	0	0	0	0	0.0	0	0	W	29-27
11/14	Lions	P	0	0	0.0	0	0	0	0	0.0	0	0	T	16-16
11/21	at Chargers	P	0	0	0.0	0	0	0	0	0.0	0	0	L	37-41
11/28	at Bengals	P	0	0	0.0	0	0	0	0	0.0	0	0	L	10-41
12/05	Ravens	P	0	0	0.0	0	0	0	0	0.0	0	0	W	20-19
12/09	at Vikings	P	0	0	0.0	0	0	0	0	0.0	0	0	L	28-36
12/19	Titans	P	0	0	0.0	0	0	0	0	0.0	0	0	W	19-13
12/26	at Chiefs	P	3	16	5.3	6	0	0	0	0.0	0	0	L	10-36
01/03	Browns	P	0	0	0.0	0	0	0	0	0.0	0	0	W	26-14
01/09	at Ravens	P	0	0	0.0	0	0	0	0	0.0	0	0	W	16-13+
2021 TOTALS		15-0	5	33	6.6	11	0	0	0	0.0	0	0	9-7-1	
+ - Overtime														

2020 GAME-BY-GAME POSTSEASON STATISTICS (STEELERS)

DATE	OPPONENT	P/S	RECEIVING					RUSHING					W/L	SCORE
			NO.	YDS.	AVG.	LG	TD	NO.	YDS.	AVG.	LG	TD		
01/10	Browns							DID NOT PLAY					L	37-48
2020 TOTALS		0-0	0	0	0.0	0	0	0	0	0.0	0	0	0-1	



AHKELLO WITHERSPOON

CORNERBACK

(uh-KELL-oh)

HEIGHT: 6-2

BIRTHPLACE: Sacramento, CA

WEIGHT: 195

HOW ACQUIRED: TR '21 (SEA)

COLLEGE: Colorado

NFL EXPERIENCE: 5th year

BORN: Mar. 21, 1995 (26)

REGULAR SEASON COMPARISON: DEFENSIVE - KANSAS CITY CHIEFS

DATE	OPP	W/L	GP/PS	TACKLES			SACK	YDS.	INT	TFL	PD	QBH	TD	MISC		
				TOT	SOLO	ASST								FF	FR	FR
9/23/18	SF @ KC	L	P	5	5	0	0.0	0.0	0	0	0	0	0	0	0	0
12/26/21	PIT @ KC	L	P	0	0	0	0.0	0.0	0	0	1	0	0	0	0	0
TOTALS		0/2	2/0	5	5	0	0.0	0.0	0	0	1	0	0	0	0	0

AHKELLO WITHERSPOON'S NFL REGULAR SEASON DEFENSIVE STATISTICS

DATE	TEAM	GP	GS	TK	S	TACKLES				QBH	INTERCEPTIONS				O. FUMB				ST			MISC			
						A	TFL	SK	YDS		NO	YDS	LG	TD	PD	FF	FR	TD	YDS	TK	S	A	FF	FR	S
2017	49ers	12	9	32	28	4	0	0	0.0	0.0	0	2	42	23	0	7	1	0	0	0	0	0	0	0	
2018	49ers	14	12	37	30	7	0	0	0.0	0.0	0	0	0	0	0	4	0	0	0	0	0	1	0	0	
2019	49ers	10	8	28	24	4	1	2	0.0	0.0	0	1	25	25t	1	9	0	0	0	0	0	0	0	0	
2020	49ers	11	4	19	16	3	1	1	0.0	0.0	0	1	0	0	0	4	0	0	0	1	1	0	0	0	
2021	Steelers	9	2	15	14	1	1	1	0.0	0.0	0	3	45	41	0	9	0	0	0	0	0	0	0	0	
NFL TOTALS		56	35	131	112	19	3	4	0.0	0.0	0	7	112	41	1	33	1	0	0	0	1	1	0	0	0

AHKELLO WITHERSPOON'S NFL POSTSEASON DEFENSIVE STATISTICS

		TACKLES										INTERCEPTIONS					O. FUMB				ST			MISC			
DATE	TEAM	GP	GS	TK	S	A	TFL	YDS	SK	YDS	QBH	NO	YDS	LG	TD	PD	FF	FR	TD	YDS	TK	S	A	FF	FR	S	A
2019	49ers	3	1	1	1	0	0	0.0	0.0	0	0	0	0	0	0	0	0	0	0	0	3	1	2	0	0	0	0
	NFL TOTALS	3	1	1	1	0	0	0.0	0.0	0	0	0	0	0	0	0	0	0	0	0	3	1	2	0	0	0	0

SINGLE-GAME HIGHS: DEFENSIVE

Total Tackles	7 at Arizona Cardinals, Dec 26, 2020 5 vs. Baltimore Ravens, Dec 05, 2021 ...5 more at 5.	Interceptions	2 at Minnesota Vikings, Dec 09, 2021 1 at Arizona Cardinals, Dec 26, 2020 ...3 more at 1.
Passes Defended	3 vs. Cleveland Browns, Jan 03, 2022 3 at Minnesota Vikings, Dec 09, 2021 ...1 more at 3.	Interception Return Yards	45 at Minnesota Vikings, Dec 09, 2021 25 at Tampa Bay Buccaneers, Sep 08, 2019 1 at New England Patriots, Oct 25, 2020
Forced Fumbles	1 at Los Angeles Rams, Dec 31, 2017 1 at Cincinnati Bengals, Nov 28, 2021	Special Teams Tackles	1 at New England Patriots, Oct 25, 2020
Tackles For Loss	1 at Arizona Cardinals, Dec 26, 2020 ...1 more at 1.	Special Teams Fumble Recoveries	1 at Minnesota Vikings, Sep 09, 2018

SINGLE-GAME HIGHS - POSTSEASON: DEFENSIVE

Total Tackles	1 vs. Minnesota Vikings, Jan 11, 2020	Special Teams Tackles	2 vs. Green Bay Packers, Jan 19, 2020 1 at Kansas City Chiefs, Feb 02, 2020
---------------	---------------------------------------	-----------------------	--

2021 GAME-BY-GAME REGULAR-SEASON STATISTICS (STEELERS)

DATE	OPPONENT	P/S	TACKLES							INTERCEPTIONS					O. FUMB			ST			MISC			W/L	SCORE								
			TK	S	A	SK	YDS	TFL	YDS	QBH	NO	YDS	LG	TD	PD	FF	FR	TD	YDS	TK	S	A	FF			FR	S	A					
09/12	at Bills	P								ON INACTIVE LIST																						W	23-16
09/19	Raiders		0	0	0	0.0	0.0	0	0	0	0	0	0	0	0	0	0	0	0	0	0	0	0	0	0	L	17-26						
09/26	Bengals									ON INACTIVE LIST																						L	10-24
10/03	at Packers									ON INACTIVE LIST																						L	17-27
10/10	Broncos								ON INACTIVE LIST																						W	27-19	
10/17	Seahawks								ON INACTIVE LIST																						W	23-20+	
10/31	at Browns								ON INACTIVE LIST																						W	15-10	
11/08	Bears								ON INACTIVE LIST																						W	29-27	
11/14	Lions								ON INACTIVE LIST																						T	16-16	
11/21	at Chargers	P	2	2	0	0.0	0.0	0	0	0	0	0	0	0	0	0	0	0	0	0	0	0	0	0	L	37-41							
11/28	at Bengals	P	1	1	0	0.0	0.0	1	1	0	0	0	0	1	0	0	0	0	0	0	0	0	0	L	10-41								
12/05	Ravens	P	5	5	0	0.0	0.0	0	0	0	0	0	0	1	0	0	0	0	0	0	0	0	0	W	20-19								
12/09	at Vikings	P	4	4	0	0.0	0.0	0	0	2	45	41	0	3	0	0	0	0	0	0	0	0	0	L	28-36								
12/19	Titans	S	2	2	0	0.0	0.0	0	0	0	0	0	0	0	0	0	0	0	0	0	0	0	0	W	19-13								
12/26	at Chiefs	P	0	0	0	0.0	0.0	0	0	0	0	0	0	1	0	0	0	0	0	0	0	0	0	L	10-36								
01/03	Browns	P	0	0	0	0.0	0.0	0	0	1	0	0	0	3	0	0	0	0	0	0	0	0	0	W	26-14								
01/09	at Ravens	S	1	0	1	0.0	0.0	0	0	0	0	0	0	0	0	0	0	0	0	0	0	0	0	W	16-13+								
2021 TOTALS			9-2	15	14	1	0.0	0.0	1	1	0	3	45	41	0	9	0	0	0	0	0	0	0	9-7-1									
+ - Overtime																																	

2019 GAME-BY-GAME POSTSEASON STATISTICS (49ERS)

			TACKLES							INTERCEPTIONS							O. FUMB				ST					MISC		SCORE
DATE	OPPONENT	P/S	TK	S	A	SK	YDS	TFL	YDS	QBH	NO	YDS	LG	TD	PD	FF	FR	TD	YDS	TK	S	A	FF	FR	S	A	W/L	
01/11	Vikings	S	1	1	0	0.0	0.0	0	0	0	0	0	0	0	0	0	0	0	0	0	0	0	0	0	0	0	W	27-10
01/19	Packers	P	0	0	0	0.0	0.0	0	0	0	0	0	0	0	0	0	0	0	0	2	1	1	0	0	0	0	W	37-20
02/02	at Chiefs	P	0	0	0	0.0	0.0	0	0	0	0	0	0	0	0	0	0	0	0	1	0	1	0	0	0	0	L	20-31
2019 TOTALS		3-1	1	1	0	0.0	0.0	0	0	0	0	0	0	0	0	0	0	0	0	3	1	2	0	0	0	0	2-1	



CHRIS WORMLEY

DEFENSIVE LINEMAN

HEIGHT: 6-5 BIRTHPLACE: Toledo, OH
 WEIGHT: 300 HOW ACQUIRED: TR '20 (BAL)
 COLLEGE: Michigan NFL EXPERIENCE: 5th year
 BORN: Oct. 25, 1993 (28)

REGULAR SEASON COMPARISON: DEFENSIVE - KANSAS CITY CHIEFS

DATE	OPP	W/L	GP/GS	TOT	TACKLES SOLO	ASST	SACK	YDS.	INT	TFL	PD	QBH	TD	MISC FF	FR
9/22/19	BLT @ KC	L	P	0	0	0	0.0	0.0	0	0	0	1	0	0	0
TOTALS		0/1	1/0	0	0	0	0.0	0.0	0	0	0	1	0	0	0

CHRIS WORMLEY'S NFL REGULAR SEASON DEFENSIVE STATISTICS

DATE	TEAM	GP	GS	TK	S	A	TFL	YDS	SK	YDS	QBH	NO	YDS	LG	TD	PD	FF	FR	TD	YDS	TK	S	A	FF	FR	S	A	MISC
2017	Ravens	7	2	5	5	0	0	0.0	0.0	1	0	0	0	0	0	0	0	0	0	0	0	0	0	0	0	0	0	0
2018	Ravens	16	6	16	13	3	2	7	1.0	6.0	2	0	0	0	5	0	0	0	0	0	0	0	0	0	0	0	0	0
2019	Ravens	16	7	33	17	16	2	9	1.5	7.0	6	0	0	0	2	0	0	0	0	0	0	0	0	0	0	0	0	0
2020	Steelers	13	1	8	3	5	1	9	1.0	9.0	3	0	0	0	0	0	0	0	0	0	0	0	0	0	0	0	0	0
2021	Steelers	15	14	50	30	20	6	47	7.0	55.5	10	0	0	0	0	3	1	0	0	0	0	0	0	0	0	0	0	0
NFL TOTALS		67	30	112	68	44	11	72	10.5	77.5	22	0	0	0	0	10	1	0	0	0	0	0	0	0	0	0	0	0

CHRIS WORMLEY'S NFL POSTSEASON DEFENSIVE STATISTICS

DATE	TEAM	GP	GS	TK	S	A	TFL	YDS	SK	YDS	QBH	NO	YDS	LG	TD	PD	FF	FR	TD	YDS	TK	S	A	FF	FR	S	A	MISC
2018	Ravens	1	0	2	2	0	0	0.0	0.0	0	0	0	0	0	0	0	0	0	0	0	0	0	0	0	0	0	0	0
2019	Ravens	1	1	3	2	1	0	0	0.0	0.0	0	0	0	0	0	0	0	0	0	0	0	0	0	0	0	0	0	0
2020	Steelers	1	0	0	0	0	0	0.0	0.0	0	0	0	0	0	0	0	0	0	0	0	0	0	0	0	0	0	0	0
NFL TOTALS		3	1	5	4	1	0	0	0.0	0.0	0	0	0	0	0	0	0	0	0	0	0	0	0	0	0	0	0	0

SINGLE-GAME HIGHS: DEFENSIVE

Total Tackles 6 at Baltimore Ravens, Jan 09, 2022
 5 vs. Tennessee Titans, Dec 19, 2021
 ...2 more at 5.
Sacks 2.5 vs. Baltimore Ravens, Dec 05, 2021
 1.0 at Baltimore Ravens, Jan 09, 2022
 ...6 more at 1.0.
Passes Defensed 2 vs. Buffalo Bills, Sep 09, 2018
 1 at Baltimore Ravens, Jan 09, 2022
 ...7 more at 1.

Forced Fumbles 1 at Green Bay Packers, Oct 03, 2021
Tackles For Loss 2 vs. Baltimore Ravens, Dec 05, 2021
 2 at Cincinnati Bengals, Nov 10, 2019

SINGLE-GAME HIGHS - POSTSEASON: DEFENSIVE

Total Tackles 3 vs. Tennessee Titans, Jan 11, 2020
 2 vs. Los Angeles Chargers, Jan 06, 2019

2021 GAME-BY-GAME REGULAR-SEASON STATISTICS (STEELERS)

DATE	OPPONENT	P/S	TACKLES								INTERCEPTIONS				O. FUMB.				ST				MISC							
			TK	S	A	SK	YDS	TFL	YDS	QBH	NO	YDS	LG	TD	PD	FF	FR	TD	YDS	TK	S	A	FF	FR	S	A	W/L	SCORE		
09/12	at Bills	P	1	0	1	0.0	0.0	0	0	0	0	0	0	0	0	0	0	0	0	0	0	0	0	0	0	W	23-16			
09/19	Raiders	S	1	1	0	0.0	0.0	0	0	0	0	0	0	1	0	0	0	0	0	0	0	0	0	0	0	L	17-26			
09/26	Bengals	S	4	2	2	0.0	0.0	0	0	0	0	0	0	0	0	0	0	0	0	0	0	0	0	0	0	L	10-24			
10/03	at Packers	S	4	3	1	0.0	0.0	0	0	0	0	0	0	0	1	0	0	0	0	0	0	0	0	0	0	L	17-27			
10/10	Broncos	S	1	1	0	0.0	0.0	0	0	0	0	0	0	0	0	0	0	0	0	0	0	0	0	0	0	W	27-19			
10/17	Seahawks	S	5	2	3	0.5	7.5	0	0	1	0	0	0	0	1	0	0	0	0	0	0	0	0	0	0	W	23-20+			
10/31	at Browns	S	4	2	2	1.0	5.0	1	5	1	0	0	0	0	0	0	0	0	0	0	0	0	0	0	0	W	15-10			
11/08	Bears	S	1	0	1	0.0	0.0	0	0	0	0	0	0	0	0	0	0	0	0	0	0	0	0	0	0	W	29-27			
11/14	Lions	S	3	2	1	0.0	0.0	0	0	0	0	0	0	0	0	0	0	0	0	0	0	0	0	0	0	T	16-16			
11/21	at Chargers	S	4	3	1	0.0	0.0	0	0	0	0	0	0	0	0	0	0	0	0	0	0	0	0	0	0	L	37-41			
11/28	at Bengals	S	4	2	2	1.0	12.0	1	12	1	0	0	0	0	0	0	0	0	0	0	0	0	0	0	0	L	10-41			
12/05	Ravens	S	5	3	2	2.5	19.0	2	18	3	0	0	0	0	0	0	0	0	0	0	0	0	0	0	0	W	20-19			
12/09	at Vikings	S	2	1	1	0.0	0.0	0	0	2	0	0	0	0	0	0	0	0	0	0	0	0	0	0	0	L	28-36			
12/19	Titans	S	5	4	1	1.0	8.0	1	8	1	0	0	0	0	0	0	0	0	0	0	0	0	0	0	0	W	19-13			
12/26	at Chiefs										DID NOT PLAY (NON-INJURY)																		L	10-36
01/03	Browns										RESERVE/COVID-19																		W	26-14
01/09	at Ravens	S	6	4	2	1.0	4.0	1	4	1	0	0	0	0	1	0	0	0	0	0	0	0	0	0	0	W	16-13+			
2021 TOTALS		15-14	50	30	20	7.0	55.5	6	47	10	0	0	0	0	3	1	0	0	0	0	0	0	0	0	0	9-7-1				
+ Overtime																														

2020 GAME-BY-GAME POSTSEASON STATISTICS (STEELERS)

			TACKLES								INTERCEPTIONS					O. FUMB			ST				MISC					
DATE	OPPONENT	P/S	TK	S	A	SK	YDS	TFL	YDS	QBH	NO	YDS	LG	TD	PD	FF	FR	TD	YDS	TK	S	A	FF	FR	S	A	W/L	SCORE
01/10	Browns	P	0	0	0	0.0	0.0	0	0	0	0	0	0	0	0	0	0	0	0	0	0	0	0	0	0	0	L	37-48
2020 TOTALS		1-0	0	0	0	0.0	0.0	0	0	0	0	0	0	0	0	0	0	0	0	0	0	0	0	0	0	0	0-1	

2019 GAME-BY-GAME POSTSEASON STATISTICS (RAVENS)

			TACKLES								INTERCEPTIONS						O. FUMB				ST				MISC			
DATE	OPPONENT	P/S	TK	S	A	SK	YDS	TFL	YDS	QBH	NO	YDS	LG	TD	PD	FF	FR	TD	YDS	TK	S	A	FF	FR	S	A	W/L	SCORE
01/11	Titans	S	3	2	1	0.0	0.0	0	0	0	0	0	0	0	0	0	0	0	0	0	0	0	0	0	0	0	L	12-28
2019 TOTALS			1-1	3	2	1	0.0	0.0	0	0	0	0	0	0	0	0	0	0	0	0	0	0	0	0	0	0	0-1	

2018 GAME-BY-GAME POSTSEASON STATISTICS (RAVENS)

			TACKLES								INTERCEPTIONS					O. FUMB				ST				MISC				
DATE	OPPONENT	P/S	TK	S	A	SK	YDS	TFL	YDS	QBH	NO	YDS	LG	TD	PD	FF	FR	TD	YDS	TK	S	A	FF	FR	S	A	W/L	SCORE
01/06	Chargers	P	2	2	0	0.0	0.0	0	0	0	0	0	0	0	0	0	0	0	0	0	0	0	0	0	0	0	L	17-23
2018 TOTALS			1	2	2	0	0.0	0.0	0	0	0	0	0	0	0	0	0	0	0	0	0	0	0	0	0	0	0-1	

PITTSBURGH STEELERS / REGULAR SEASON WEEK 17 / THROUGH SUNDAY, JANUARY 3, 2021

WON 9, LOST 7, TIED 1					MIKE TOMLIN (17 GAMES)		RUSHING					RECEIVING				
						NO.	YDS	AVG	LONG	TD	TAR	NO.	YDS	AVG	LONG	TD
09/12	W	23:16	at Buffalo	69,787	N. Harris	307	1,200	3.9	37†	7						
09/19	L	17:26	Las Vegas	63,707	B. Snell Jr.	36	98	2.7	9	0						
09/19	L	10:24	Cincinnati	58,075	C. Claypool	14	96	6.9	25	0						
10/03	L	17:27	at Green Bay	78,281	D. Johnson	5	53	10.6	25	0						
10/10	W	27:19	Denver	59,841	M. Rudolph	5	53	10.6	26	0						
10/17	W	23:20 (OT)	Seattle	60,821	K. Ballage	12	36	3.0	13	0						
10/31	W	15:10	at Cleveland	67,431	R. McCloud	2	13	6.5	10	0						
11/08	W	29:27	Chicago	60,788	J. Washington	2	15	7.5	12	0						
11/14	T	16:16 (OT)	Detroit	58,716	J. Smith-Schuster	3	9	3.0	3†	1						
11/21	L	37:41	at L.A. Chargers	70,240	B. Roethlisberger	20	5	0.3	8	1						
11/28	L	10:41	at Cincinnati	63,238	A. McFarland Jr.	3	3	1.0	3	0						
12/05	W	20:19	Baltimore	59,303	D. Watt	1	1	1.0	1	0						
12/09	L	28:36	at Minnesota	59,518	E. Ebron	1	1	1.0	1†	1						
12/19	W	19:13	Tennessee	66,721	TEAM	411	1,583	3.9	37†	17						
12/26	L	10:36	at Kansas City	72,371	OPPONENTS	498	2,483	5.0	49†	10						
01/03	W	26:14	Cleveland	63,624	R. Johnson	169	107	1,161	10.9	50†						
01/09	W	16:13 (OT)	at Baltimore	70,453	D. DeShazo	1	1	1.0	1	0						

2021 TEAM STATISTICS

	PIT	OPP.	R. Ruffin	P. Freeman	79	60	497	8.3	24	7
FIRST DOWNS	323	354	R. McCloud	R. McCloud	66	39	277	7.1	24	0
Rushing	85	144	J. Washington	J. Washington	44	24	285	11.9	42	2
Passing	204	186	J. Smith-Schuster	J. Smith-Schuster	28	15	129	8.6	24	0
Penalty	24	24	Z. Gentry	Z. Gentry	25	19	167	8.8	25	0
Third Down-Made/Att	93/239	86/222	E. Elor	E. Elor	12	18	12	84	7.0	19
Third Down Efficiency	38.9%	37.1%	K. Kallage	K. Kallage	7	2	8	4.0	6	1
Fourth Down-Made/Att	10/21	13/24	C. White	C. White	6	5	33	6.6	11	0
Fourth Down Efficiency	47.6%	54.2%	B. Snell Jr.	B. Snell Jr.	4	2	13	6.5	7	0
TOTAL NET YARDS	5,361	6,139	D. Watt	D. Watt	3	3	15	5.0	9	0
Avg. Per Game	315.4	361.1	K. Rader	K. Rader	3	2	8	4.0	7	0
Total Plays	1,113	1,116	A. McFarland Jr.	A. McFarland Jr.	1	1	11	11.0	11	0
Avg. Per Play	4.8	5.5	A. Miller	A. Miller	1	1	2	2.0	2	0
NET YARDS RUSHING	1,583	2,483	TEAM	TEAM	653	425	4,017	9.5	59	23
Avg. Per Game	93.1	146.1	OPPONENTS	OPPONENTS	550	355	3,977	11.2	621	24
Total Rushes	411	498								
Avg. Per Rush	3.9	5.0								
NET YARDS PASSING	3,778	3,656	I. INTERCEPTIONS	I. INTERCEPTIONS	NO.	YDS	AVG	LONG	TD	
Avg. Per Game	222.2	215.1	A. Witherspoon	A. Witherspoon	3	45	15.0	41	0	
Sacked/Yards Lost	38/239	55/321	M. Fitzpatrick	M. Fitzpatrick	2	18	9.0	18	0	
Gross Yards	4,017	3,977	T. Edmunds	T. Edmunds	2	15	7.5	15	0	
Attempts/Completions	664/425	563/355	C. Sutton	C. Sutton	2	4	2.0	4	0	
Pct. of Completion	64.0%	63.1%	J. Schobert	J. Schobert	1	23	23.0	23	0	
Had Intercepted	11	13	C. Heyward	C. Heyward	1	0	0.0	0	0	
PUNTS/AVERAGE	77/43.5	76/45.7	T. Norwood	T. Norwood	1	0	0.0	0	0	
Net Punting Average	38.4	38.5	J. Pierre	J. Pierre	1	0	0.0	0	0	
PUNT RETURN/AVG.	40/9.3	32/9.6	TEAM	TEAM	105	105	8.1	44	0	
KICKOFF RETURN/AVG.	38/22.3	46/23.9	OPPONENTS	OPPONENTS	12	133	11.1	50	1	
INTERCEPTION RETURN/AVG.	13/8.1	11/12.1	F. FUMBLES	FUM	LST	PF	REC	TD		
PENALTIES/YARDS	106/831	123/1017	B. Roethlisberger	B. Roethlisberger	17	1	0	5	0	
FUMBLES/BALL LOST	19/9	23/9	D. Johnson	D. Johnson	2	2	0	0	0	
TOUCHDOWNS	34	43	P. Freeman	P. Freeman	1	1	0	0	0	
Rushing	10	17	R. McCloud	R. McCloud	4	1	0	2	0	
Passing	23	24	K. Green	K. Green	1	0	0	0	0	
Returns	1	2	J. Layne	J. Layne	0	0	0	0	1	
EXTRA POINTS/ATTEMPTS	27/29	38/41	N. Harris	N. Harris	0	0	0	0	1	
TWO POINT CONVERSION/ATT.	2/5	0/2	C. Okorafor	C. Okorafor	0	0	0	0	1	
FIELD GOAL ATTEMPTS	36/40	34/38	TEAM	TEAM	19	9	0	10	0	
AVG. TIME OF POSSESSION	29:13	30:47	OPPONENTS	OPPONENTS	23	9	0	7	0	

* SCORE BY PERIODS

TEAM OPPONENTS															
	37	77	54	169	6	343									
	66	123	100	109	0	398									
							P. Harvin III	70	2,982	42.6	38.0	3	25	64	0
							C. Wainman	7	365	52.1	42.6	1	1	63	0
							TEAM	77	3,347	43.5	38.4	4	24	64	0
							P. HUNT	76	3,473	45.5	38.5	7	25	65	0
SCORING															
TD	R	PA	RT	K-PAT	FG	2PT	S	PTS							
0	0	0	0	27/29	36/40	0	0	135							
N. Harris	7	3	3	0/0	0/0	0	0	60							
D. Johnson	8	0	8	0	0/0	0	1	50							
P. Friermuth	7	0	7	0	0/0	0	1	44							
C. Claypool	2	1	2	0	0/0	0/0	0	12							
E. Ebron	2	1	1	0	0/0	0/0	0	12							
J. Washington	2	0	2	0	0/0	0/0	0	12							
U. Gilbert III	1	0	1	0	0/0	0/0	0	6							
B. Roethlisberger	1	1	0	0	0/0	0/0	0	6							
J. Smith-Schuster	1	0	0	0	0/0	0/0	0	6							
							TEAM	34	10	23	1	279	36.4	0	
OPPONENTS															
TD	R	PA	RT	K-PAT	FG	2PT	S	PTS							
43	17	24	2	38/41	34/38	0	0	398							
							P. HUNT	76	3,473	45.5	38.5	7	25	65	0
P. HUNT RETURNS															
TD	RET	FC	YDS	AVG	LONG	TD									
0	8	12	367	9.7	23	0									
0	2	0	3	1.5	3	0									
							TEAM	40	12	370	9.3	23	0		
							OPPONENTS	32	19	308	9.6	55	0		
K. KICKOFF RETURNS															
NO.	YDS	AVG	LONG	TD											
0	35	77.6	22.2	0											
0	3	73	24.3	25											
							A. McFarland Jr.	3	73	24.3	25	0			
							TEAM	38	849	22.3	40	0			
							OPPONENTS	46	1,100	23.9	75	0			

C. Boswell	0/0	9/9	8/9	11/13	8/9
TEAM	0/0	9/9	8/9	11/13	8/9
OPPONENTS	0/0	10/10	12/13	11/12	1/3

206, 236, 516) (366, 366, 456) (406) (536, 436) (49WL) (366, 56SH, 286, 466, 486) (36WL, 346) (226, 306, 506, 486) (286, 406, 366)

OPP: (376, 256, 426) (466, 336, 416, 456) (436) (266, 296) (396, 296) (406, 436) (306) (306, 226, 65SH) (206, 46SH) (306, 416) (516, 516) (356, 286) (53WL, 386, 426, 256) (266, 326) (446, 39WL, 346, 306) (246, 466)

2-Pt Conv: D. Johnson 1, P. Freiermuth 1, TM 2-5, OPP 0-2

SACKS: T. Watt 22.5, C. Heyward 10.0, C. Wormley 7.0, A. Highsmith 6.0, D. Tuszka 2.0, H. Mondeaux 2.0, D. Bush 2.0, J. Loudermilk 1.0, T. Edmunds 1.0, M. Ingram III 1.0, T. Charlton 0.5, **TM** 55.0, **OPP** 37.0

FUM/LOST: B. Roethlisberger 11/5, R. McCloud 4/1, D. Johnson 2/2, P. Freiermuth 1/1, K. Green 1/0, **TM** 19/9, **OPP** 23

PASSING	ATT	CMP	YDS	CMP%	YDS/ATT	TD	TP%	INT	INT%	LONG	SACK	LOST	RATING
B. Roethlisberger	605	390	3,740	64.5	6.2	22	3.6	10	1.7	59	38.0	239	86.8
M. Rudolph	58	35	277	60.3	4.8	1	1.7	1	1.7	36	0.0	0	70.8
C. Boswell	1	0	0	0.0	0.0	0	0.0	0	0.0	0	0.0	0	39.6
TEAM	664	425	4,017	64.0	6.0	23	3.5	11	1.7	59	38	239	85.3
OPPONENTS	563	355	3,977	63.1	7.1	24	4.3	13	2.3	621	55	321	88.7

2021 REGULAR SEASON PITTSBURGH STEELERS DEFENSIVE STATS (THROUGH WEEK 18)											
POS.	PLAYER	TKL.	AST.	TOTAL	TFL	SACKS/YDS.	PR	FR	FF	INT./YDS.	PD
S	M. Fitzpatrick	84	40	124	1	0.0/0.0	0	1	1	2/18	7
LB	J. Schobert	70	42	112	2	0.0/0.0	1	0	1	1/23	6
S	T. Edmunds	63	26	89	8	1.0/13.0	1	0	0	2/15	6
DT	C. Heyward	54	35	89	15	10.0/55.5	17	1	1	1/0	9
LB	A. Highsmith	46	28	74	15	6.0/35.5	15	0	1	0/0	0
LB	D. Bush	41	29	70	2	2.0/18.0	4	1	1	0/0	4
LB	T. Watt	48	16	64	21	22.5/111.5	39	3	5	0/0	7
CB	C. Sutton	44	8	52	4	0.0/0.0	0	0	1	2/4	6
DL	C. Wormley	30	20	50	6	7.0/55.5	10	0	1	0/0	3
CB	A. Maulet	37	9	46	5	0.0/0.0	2	0	1	0/0	1
LB	R. Spillane	23	22	45	2	0.0/0.0	0	0	0	0/0	0
CB	J. Pierre	34	3	37	0	0.0/0.0	0	0	1	1/0	4
CB	J. Haden	26	11	37	0	0.0/0.0	0	1	1	0/0	6
DB	T. Norwood	30	5	35	2	0.0/0.0	0	0	0	1/0	4
DE	I. Loudermilk	16	7	23	0	1.0/0.0	0	0	0	0/0	3
DE	T. Charlton	7	11	18	0	0.5/2.0	2	0	0	0/0	1
DE	I. Buggs	5	12	17	2	0.0/0.0	0	0	0	0/0	1
OLB	D. Tuszka	7	9	16	1	2.0/13.0	2	0	1	0/0	0
DE	H. Mondeaux	6	10	16	2	2.0/9.0	2	1	0	0/0	0
CB	A. Witherspoon	14	1	15	1	0.0/0.0	0	0	0	3/45	9
LB	M. Ingram III	5	5	10	2	1.0/8.0	6	0	0	0/0	1
DT	M. Adams Sr.	6	2	8	1	0.0/0.0	3	0	0	0/0	1
LB	M. Allen	3	4	7	0	0.0/0.0	0	0	0	0/0	0
S	M. Killebrew	5	1	6	1	0.0/0.0	0	0	0	0/0	0
DT	C. Davis	3	2	5	1	0.0/0.0	0	0	0	0/0	0
DE	T. Alualu	2	3	5	0	0.0/0.0	1	0	0	0/0	0
CB	J. Layne	3	1	4	0	0.0/0.0	0	0	0	0/0	0
ILB	U. Gilbert III	2	0	2	0	0.0/0.0	0	0	0	0/0	0
S	K. Joseph	1	1	2	0	0.0/0.0	0	0	0	0/0	1
DL	D. Archibong	0	2	2	0	0.0/0.0	0	0	0	0/0	0
OLB	J. Jones	1	0	1	0	0.0/0.0	1	0	0	0/0	0
STEELERS TOTALS		716	365	1,081	94	55.0/321.0	106	8	16	13/105	80
OPP. TOTALS		690	388	1,078	71	37.0/236.0	74	8	11	11/133	82

Ast. – Assist, TFL – Tackle for a Loss, PR – Pressures, Int. – Interception, FR – Fumble Recovery, FF – Forced Fumble, PD – Pass Defense

2021 STEELERS SPECIAL TEAMS			
POS.	PLAYER	TKL.	AST. COMB.
FB	Watt, Derek	10	4 14
ILB	Gilbert III, Ulysees	9	4 13
CB	Layne, Justin	9	3 12
LB	Spillane, Robert	6	5 11
CB	Pierre, James	3	7 10
S	Killebrew, Miles	4	3 7
RB	Snell Jr., Benny	3	4 7
LB	Allen, Marcus	3	3 6
WR	White, Cody	2	2 4
DB	Norwood, Tre	2	1 3
TE	Rader, Kevin	2	1 3
LB	Johnson, Buddy	2	0 2
OLB	Jones, Jamir	2	0 2
LS	Kuntz, Christian	2	0 2
OLB	Tuszka, Derrek	2	0 2
P	Harvin III, Pressley	1	0 1
CB	Maulet, Arthur	1	0 1
TOTALS		63	37 100

DEFENSIVE STATS BY RANK									
SACKS		INTERCEPTIONS		TACKLES FOR LOSS		PASSES DEFENSED		PRESSURES	
PLAYER	NO.	PLAYER	NO.	PLAYER	NO.	PLAYER	NO.	PLAYER	NO.
T. Watt	22.5	A. Witherspoon	3	T. Watt	21	C. Heyward	9	T. Watt	39
C. Heyward	10.0	T. Edmunds	2	C. Heyward	15	A. Witherspoon	9	C. Heyward	17
C. Wormley	7.0	M. Fitzpatrick	2	A. Highsmith	15	M. Fitzpatrick	7	A. Highsmith	15
A. Highsmith	6.0	C. Sutton	2	T. Edmunds	8	T. Watt	7	C. Wormley	10
D. Bush	2.0	C. Heyward	1	C. Wormley	6	T. Edmunds	6	M. Ingram III	6
H. Mondeaux	2.0	T. Norwood	1	A. Maulet	5	J. Haden	6	D. Bush	4
D. Tuszka	2.0	J. Pierre	1	C. Sutton	4	J. Schobert	6	M. Adams Sr.	3
T. Edmunds	1.0	J. Schobert	1	I. Buggs	2	C. Sutton	6	T. Charlton	2
M. Ingram III	1.0			D. Bush	2	D. Bush	4	A. Maulet	2
I. Loudermilk	1.0			M. Ingram III	2	T. Norwood	4	H. Mondeaux	2
T. Charlton	0.5			H. Mondeaux	2	J. Pierre	4	D. Tuszka	2
				T. Norwood	2	I. Loudermilk	3	T. Alualu	1
				J. Schobert	2	C. Wormley	3	T. Edmunds	1
				R. Spillane	2	M. Adams Sr.	1	J. Jones	1
				M. Adams Sr.	1	I. Buggs	1	J. Schobert	1
				C. Davis	1	T. Charlton	1		
				M. Fitzpatrick	1	M. Ingram III	1		
				M. Killebrew	1	K. Joseph	1		
				D. Tuszka	1	A. Maulet	1		
				A. Witherspoon	1				

(AS OF JAN 11, 2022, 11:47 AM PST)						2021 : REGULAR SEASON		
PLAYER	TACKLES	SOLO	ASSISTS	FOR FUMBLES	FUMBLE REC	BLKD FG	BLKD PAT	BLKD PUNT
Derek Watt	14	10	4	0	0	0	0	0
Ulysees Gilbert III	13	9	4	0	0	0	0	0
Justin Layne	12	9	3	0	1	0	0	0
Robert Spillane	11	6	5	0	0	0	0	0
James Pierre	10	3	7	2	0	0	0	0
Miles Killebrew	7	4	3	0	0	0	0	2
Benny Snell Jr.	7	3	4	0	0	0	0	0
Marcus Allen	6	3	3	0	0	0	0	0
Cody White	4	2	2	0	0	0	0	0
Tre Norwood	3	2	1	0	0	0	0	0
Kevin Rader	3	2	1	0	0	0	0	0
Buddy Johnson	2	2	0	0	0	0	0	0
Jamir Jones	2	2	0	0	0	0	0	0
Christian Kuntz	2	2	0	0	0	0	0	0
Derrek Tuszka	2	2	0	0	0	0	0	0
Pressley Harvin III	1	1	0	0	0	0	0	0
Arthur Maulet	1	1	0	0	0	0	0	0
Chris Boswell	0	0	0	0	1	0	0	0
Ray-Ray McCloud	0	0	0	0	1	0	0	0
2021 TOTALS	100	63	37	2	3	0	0	2

2021 REGULAR SEASON																
OFFENSE																
DATE	OPPONENT	WR	LT	LG	C	RG	RT	TE	RB	QB	WR	WR	TE	FB		
9/12	at Buffalo	J. Smith-Schuster	D. Moore Jr.	K. Dotson	K. Green	T. Turner	C. Okorator	P. Freiermuth	N. Harris	B. Roethlisberger	D. Johnson	--	E. Ebron	--		
9/19	Las Vegas	J. Smith-Schuster	D. Moore Jr.	K. Dotson	K. Green	T. Turner	C. Okorator	P. Freiermuth	N. Harris	B. Roethlisberger	D. Johnson	C. Claypool	--	--		
9/26	Cincinnati	J. Smith-Schuster	D. Moore Jr.	K. Dotson	K. Green	T. Turner	C. Okorator	Z. Gentry	N. Harris	B. Roethlisberger	C. Claypool	J. Washington	--	--		
10/3	at Green Bay	J. Smith-Schuster	D. Moore Jr.	K. Dotson	K. Green	T. Turner	J. Haeg	P. Freiermuth	N. Harris	B. Roethlisberger	D. Johnson	--	E. Ebron	--		
10/10	Denver	J. Smith-Schuster	D. Moore Jr.	K. Dotson	K. Green	T. Turner	C. Okorator	Z. Gentry	N. Harris	B. Roethlisberger	D. Johnson	C. Claypool	--	--		
10/17	Seattle	--	D. Moore Jr.	K. Dotson	K. Green	T. Turner	C. Okorator	Z. Gentry	N. Harris	B. Roethlisberger	D. Johnson	C. Claypool	--	D. Watt		
10/31	at Cleveland	R. McCloud	D. Moore Jr.	K. Dotson	K. Green	T. Turner	C. Okorator	Z. Gentry	N. Harris	B. Roethlisberger	D. Johnson	C. Claypool	--	--		
11/8	Chicago	--	D. Moore Jr.	K. Dotson	K. Green	T. Turner	C. Okorator	P. Freiermuth	N. Harris	B. Roethlisberger	--	C. Claypool	Z. Gentry	D. Watt		
11/14	Detroit	R. McCloud	D. Moore Jr.	K. Dotson	K. Green	T. Turner	C. Okorator	P. Freiermuth	N. Harris	M. Rudolph	D. Johnson	J. Washington	--	--		
11/21	at L.A. Chargers	--	D. Moore Jr.	J. Hassenaauer	K. Green	T. Turner	C. Okorator	P. Freiermuth	N. Harris	B. Roethlisberger	D. Johnson	C. Claypool	E. Ebron	--		
11/28	at Cincinnati	--	D. Moore Jr.	B. Finney	K. Green	T. Turner	C. Okorator	P. Freiermuth	N. Harris	B. Roethlisberger	D. Johnson	C. Claypool	Z. Gentry	D. Watt		
12/5	Baltimore	D. Johnson	D. Moore Jr.	B. Finney	K. Green	T. Turner	C. Okorator	P. Freiermuth	N. Harris	B. Roethlisberger	--	--	Z. Gentry	D. Watt		
12/9	at Minnesota	R. McCloud	D. Moore Jr.	J. Legue	K. Green	T. Turner	C. Okorator	Z. Gentry	N. Harris	B. Roethlisberger	D. Johnson	C. Claypool	--	--		
12/19	Tennessee	D. Johnson	D. Moore Jr.	J. Legue	K. Green	T. Turner	C. Okorator	P. Freiermuth	N. Harris	B. Roethlisberger	--	C. Claypool	Z. Gentry	--		
12/26	at Kansas City	R. McCloud	D. Moore Jr.	J. Legue	K. Green	T. Turner	C. Okorator	Z. Gentry	N. Harris	B. Roethlisberger	D. Johnson	C. Claypool	--	--		
1/3	Cleveland	R. McCloud	D. Moore Jr.	J. Legue	J. Hassenaauer	T. Turner	C. Okorator	Z. Gentry	N. Harris	B. Roethlisberger	D. Johnson	C. Claypool	--	--		
1/9	at Baltimore	C. Claypool	J. Haeg	J. Legue	J. Hassenaauer	T. Turner	C. Okorator	K. Rader	N. Harris	B. Roethlisberger	--	--	Z. Gentry	D. Watt		

2021 REGULAR SEASON																
DEFENSE																
DATE	OPPONENT	DT	NT	DL	LOLB	LILB	RLE	ROLB	LCB	FS	SS	RCB	NICKEL			
9/12	at Buffalo	C. Heyward	T. Alualu	--	T. Watt	D. Bush	J. Schobert	A. Highsmith	J. Haden	M. Fitzpatrick	T. Edmunds	C. Sutton	T. Norwood			
9/19	Las Vegas	C. Heyward	T. Alualu	C. Wormley	T. Watt	R. Spillane	J. Schobert	A. Highsmith	J. Pierre	M. Fitzpatrick	T. Edmunds	C. Sutton	--			
9/26	Cincinnati	C. Heyward	I. Buggs	C. Wormley	J. Jones	D. Bush	J. Schobert	M. Ingram III	J. Haden	M. Fitzpatrick	T. Edmunds	C. Sutton	--			
10/3	at Green Bay	C. Heyward	I. Buggs	C. Wormley	T. Watt	D. Bush	J. Schobert	A. Highsmith	J. Haden	M. Fitzpatrick	T. Edmunds	C. Sutton	--			
10/10	Denver	C. Heyward	--	C. Wormley	T. Watt	D. Bush	J. Schobert	A. Highsmith	J. Haden	M. Fitzpatrick	T. Edmunds	J. Pierre	A. Maullet			
10/17	Seattle	C. Heyward	I. Buggs	C. Wormley	T. Watt	D. Bush	J. Schobert	A. Highsmith	J. Haden	M. Fitzpatrick	T. Edmunds	C. Sutton	--			
10/31	at Cleveland	C. Heyward	I. Buggs	C. Wormley	T. Watt	D. Bush	J. Schobert	A. Highsmith	J. Haden	M. Fitzpatrick	T. Edmunds	C. Sutton	--			
11/8	Chicago	C. Heyward	I. Buggs	C. Wormley	T. Watt	D. Bush	J. Schobert	A. Highsmith	J. Haden	M. Fitzpatrick	T. Edmunds	C. Sutton	--			
11/14	Detroit	C. Heyward	--	C. Wormley	T. Watt	D. Bush	J. Schobert	A. Highsmith	J. Haden	M. Fitzpatrick	T. Edmunds	C. Sutton	T. Norwood			
11/21	at L.A. Chargers	C. Heyward	I. Buggs	C. Wormley	T. Charlton	D. Bush	J. Schobert	A. Highsmith	J. Pierre	T. Norwood	T. Edmunds	C. Sutton	--			
11/28	at Cincinnati	C. Heyward	H. Mondeaux	C. Wormley	T. Watt	D. Bush	J. Schobert	A. Highsmith	J. Pierre	M. Fitzpatrick	T. Edmunds	C. Sutton	--			
12/5	Baltimore	C. Heyward	M. Adams Sr.	C. Wormley	T. Watt	D. Bush	J. Schobert	A. Highsmith	A. Witherspoon	M. Fitzpatrick	T. Edmunds	C. Sutton	--			
12/9	at Minnesota	C. Heyward	M. Adams Sr.	C. Wormley	T. Watt	D. Bush	J. Schobert	A. Highsmith	A. Witherspoon	M. Fitzpatrick	T. Edmunds	C. Sutton	--			
12/19	Tennessee	C. Heyward	H. Mondeaux	C. Wormley	T. Watt	D. Bush	J. Schobert	A. Highsmith	J. Haden	M. Fitzpatrick	T. Edmunds	C. Sutton	--			
12/26	at Kansas City	C. Heyward	L. Loudermilk	--	T. Watt	R. Spillane	J. Schobert	A. Highsmith	J. Haden	M. Fitzpatrick	T. Edmunds	C. Sutton	A. Maullet			
1/3	Cleveland	C. Heyward	M. Adams Sr.	L. Loudermilk	T. Watt	R. Spillane	M. Allen	A. Highsmith	J. Haden	M. Fitzpatrick	T. Edmunds	C. Sutton	--			
1/9	at Baltimore	C. Heyward	M. Adams Sr.	C. Wormley	T. Watt	D. Bush	R. Spillane	A. Highsmith	A. Witherspoon	M. Fitzpatrick	T. Edmunds	C. Sutton	--			

Rookies underlined.

2021 REGULAR SEASON PITTSBURGH STEELERS PLAYER PARTICIPATION																						
	@ BUF	LV	CIN	@ GB	DEN	SEA	@ CLE	CHI	DET	@ LAC	@ CIN	BAL	@ MIN	TEN	@ KC	CLE	@ BAL	GP	GS	DNP	IN	
PLAYERS	9/12	9/19	9/26	10/3	10/10	10/17	10/31	11/8	11/14	11/21	11/28	12/5	12/9	12/19	12/26	1/3	1/9	GP	GS	DNP	IN	
Montravius Adams Sr.	A	A	A	A	A	A	A	A	A	A	A	DE	P	R/C19	P	DE	DE	5/55	3/7	0	0	
Marcus Allen	P	P	P	P	P	P	P	P	P	P	P	P	P	P	P	R/C19	LILB	P	16/33	1/3	0	
Tyson Alualu	NT	NT	IR	IR	IR	IR	IR	IR	IR	IR	IR	IR	IR	IR	IR	IR	IR	2/174	2/11	0	0	
Daniel Archibong	PS	PS	PS	PS	PS	PS	PS	PS	PS	P	P	PS	PS	PS	PS	PS/C19	PS	2/2	0/0	0	0	
Kalen Ballage	P	P	P	P	P	P	P	P	P	P	P	P	P	P	P	P	P	17/51	0/8	0	0	
Zach Banner	IR	IR	IR	IR	IR	SI	SI	SI	P	P	P	P	P	P	R/C19	R/C19	P	7/30	0/2	0	3	
Chris Boswell	P	P	P	P	P	P	P	P	P	P	P	P	P	P	P	P	P	17/104	0/0	0	0	
Isaiah Buggs	P	P	NT	NT	P	NT	NT	NT	P	NT	SI	SI	SI	SI	R/C19	SI	Active	10/29	6/7	0	5	
Devin Bush	LILB	SI	LILB	LILB	LILB	LILB	LILB	LILB	LILB	LILB	LILB	LILB	LILB	LILB	R/C19	R/C19	LILB	14/35	14/34	0	1	
Taco Charlton	NOT	NOT	PS	PS	PS	PS	P	P	L	L	L	L	L	L	P	P	P	11/55	2/14	0	0	
Demarcus Christmas	IR	IR	IR	IR	IR	IR	IR	IR	IR	IR	IR	IR	IR	IR	IR	IR	IR	0/0	0/0	0	0	
Chase Claypool	P	WR	WR	SI	WR	WR	WR	WR	SI	WR	WR	P	WR	WR	WR	WR	WR	15/31	13/19	0	2	
Carlos Davis	P	SI	SI	SI	SI	SI	IR	IR	IR	IR	IR	SI	SI	P	P	P	SI	4/11	0/0	0	8	
Joshua Dobbs	IR	IR	IR	IR	IR	IR	IR	IR	IR	IR	IR	IR	IR	IR	IR	IR	IR	0/6	0/0	0	0	
Kevin Dotson	LG	LG	LG	LG	LG	LG	LG	LG	Active	IR	IR	IR	IR	IR	IRD	IRD	IRD	9/22	9/13	0	0	
Eric Ebron	TE	P	P	TE	P	P	P	SI	SI	P	TE	IR	IR	IR	IR	IR	IR	8/106	3/59	0	2	
Terrell Edmunds	SS	SS	SS	SS	SS	SS	SS	SS	SS	SS	SS	SS	SS	SS	SS	SS	SS	17/64	17/60	0	0	
Trey Edmunds	PS	PS	PS	PS	PS	PS	PS	PS	PS	PS	PS	PS	PS	PS	P	P	PS	2/37	0/0	0	0	
B.J. Finney	X	P	P	P	X	P	X	X	SI	P	RG	LG	SI	IR	IR	IR	IR	7/72	2/15	4	2	
Minkah Fitzpatrick	FS	FS	FS	FS	FS	FS	FS	FS	FS	R/C19	FS	FS	FS	FS	FS	FS	FS	16/64	16/59	0	0	
Pat Freiermuth	TE	TE	P	TE	P	P	P	TE	TE	TE	TE	P	TE	TE	P	TE	SI	16/16	9/9	0	1	
Zach Gentry	P	P	TE	P	TE	TE	TE	TE	P	P	TE	TE	TE	TE	TE	TE	TE	17/23	12/13	0	0	
Ulysees Gilbert III	P	P	P	P	P	P	P	P	P	P	P	P	P	P	P	P	P	17/28	0/0	0	0	
Chaz Green	PS	PS	PS	P	PS	PS	PS	PS	PS	PS	PS	P	X	PS	PS	PS	PS	2/39	0/8	1	0	
Kendrick Green	C	C	C	C	C	C	C	C	C	C	C	C	C	C	C	C	X	15/15	15/15	2	0	
Joe Haden	L	CB	SI	L	CB	L	CB	L	CB	L	CB	L	CB	SI	SI	L	CB	12/158	11/148	0	5	
Joe Hageg	P	P	P	LT	P	P	X	X	P	P	X	R/C19	R/C19	P	P	P	P	12/79	2/40	3	0	
Najee Harris	RB	RB	RB	RB	RB	RB	RB	RB	RB	RB	RB	RB	RB	RB	RB	RB	RB	17/17	17/17	0	0	
Presley Harvin III	P	P	P	P	P	P	P	P	P	P	P	P	P	P	P	P	P	15/15	0/0	0	2	
Dwayne Haskins	SI	SI	SI	SI	SI	SI	SI	SI	X	SI	SI	SI	SI	SI	SI	SI	SI	0/16	0/13	1	16	
J.C. Hassenauer	P	P	P	P	P	P	P	P	C	IR	IR	IR	IR	IR	P	LG	LG	13/28	3/7	0	0	
Cameron Heyard	DT	DT	DT	DT	DT	DT	DT	DT	DT	DT	DT	DT	DT	DT	DT	DT	DT	17/166	17/131	0	0	
Alex Highsmith	ROLB	ROLB	SI	ROLB	ROLB	ROLB	ROLB	ROLB	ROLB	ROLB	ROLB	ROLB	ROLB	ROLB	ROLB	ROLB	ROLB	16/32	16/21	0	1	
Buddy Johnson	P	P	X	SI	SI	SI	SI	SI	SI	SI	SI	P	P	SI	SI	SI	IR	4/4	0/0	1	11	
Diontae Johnson	WR	WR	SI	WR	WR	WR	P	WR	WR	WR	WR	WR	WR	WR	WR	WR	WR	16/47	14/39	0	1	
Karl Joseph	PS	PS	PS	PS	P	PS	PS	PS	PS	P	PS	PS	PS	PS	PS	PS	PS	2/65	0/49	0	0	
Miles Killebrew	P	P	P	P	P	P	P	P	P	P	P	P	P	P	P	P	P	17/95	0/4	0	0	
Christian Kuntz	P	P	P	P	P	P	P	P	P	P	P	P	P	P	P	P	P	17/17	0/0	0	0	
Justin Layne	P	P	P	P	P	P	P	P	P	P	P	P	P	P	P	P	P	17/43	0/0	0	0	
John Legue	PS	PS	PS	PS	PS	PS	PS	PS	PS	PS	X	P	LG	LG	LG	LG	LG	6/6	5/5	1	0	
Isaiah Loudermilk	SI	P	P	P	P	P	P	P	P	P	P	P	P	P	P	DT	DT	15/15	2/2	0	2	
Arthur Mautel	P	P	P	P	R	CB	P	P	P	P	P	P	P	P	P	R	CB	16/50	2/14	0	0	
Ray-Ray McCloud	P	P	P	P	P	P	WR	P	WR	P	R/C19	P	WR	P	WR	WR	WR	16/48	5/8	0	0	
Anthony McFarland Jr.	IR	IR	IR	IR	IR	IRD	P	SI	SI	P	SI	SI	P	SI	SI	R/C19	R/C19	SI	2/13	0/0	7	
Henry Mondeaux	PS	Active	P	P	P	P	P	P	P	P	NT	P	P	P	NT	P	P	15/26	2/2	0	0	
Dan Moore Jr.	LT	LT	LT	LT	LT	LT	LT	LT	LT	LT	LT	LT	LT	LT	LT	LT	LT	16/16	16/16	0	1	
Tre Norwood	FS	P	P	P	P	P	P	P	FS	FS	P	P	P	P	P	P	P	17/17	3/3	0	0	
Chukwuma Okorafor	RT	RT	RT	SI	RT	RT	RT	RT	RT	RT	RT	RT	RT	RT	RT	RT	RT	16/46	16/35	0	1	
James Pierre	P	R	CB	P	R	CB	P	P	P	R	CB	P	P	P	P	P	P	17/33	4/4	0	0	
Malcolm Pridgeon	PS	PS	PS	PS	PS	PS	PS	PS	PS	PS	PS	PS	PS	PS	PS	PS/C19	PS	0/0	0/0	0	0	
Kevin Rader	PS	PS	PS	PS	PS	PS	PS	P	PS	PS	SI	P	P	P	P	P	TE	6/7	1/2	0	2	
Ben Roethlisberger	QB	QB	QB	QB	QB	QB	QB	QB	R/C19	QB	QB	QB	QB	QB	QB	QB	QB	16/249	16/247	0	0	
Mason Rudolph	X	X	X	X	X	X	X	X	QB	X	X	X	X	X	X	X	X	2/17	1/10	15	0	
Tegray Scales	NOTT	NOTT	NOTT	NOTT	NOTT	NOTT	NOTT	NOTT	NOTT	NOTT	NOTT	NOTT	NOTT	NOTT	NOTT	NOTT	NOTT	SI	1/5	0/0	1	
Joe Schobert	RILB	RILB	RILB	RILB	RILB	RILB	RILB	RILB	RILB	RILB	RILB	RILB	RILB	RILB	RILB	R/C19	RILB	16/93	16/81	0	0	
Delontae Scott	PS	PS	PS	PS	PS	PS	PS	PS	PS	PS	PS	PS	PS	PS	PS	PS	PS	1/1	0/0	0	0	
John Simon	A	A	A	A	A	A	A	A	A	A	A	A	A	Active	Active	Active	Active	0/16	0/0	0	0	
John Simon	A	A	A	A	A	A	A	A	A	A	A	A	A	P	P	P	P	1/100	0/52	0	0	
Steven Sims	PS	PS	PS	PS	PS	PS	PS	PS	P	PS	PS	PS	PS	PS	PS	PS/C19	PS/C19	1/29	0/4	0	0	
Sam Sloman	NOT	NOT	NOT	NOT	NOT	NOT	NOT	NOT	NOT	NOT	NOT	PS	PS	PS	A	A	A	PS	0/7	0/0	0	0
JuJu Smith-Schuster	WR	WR	WR	WR	WR	IR	IR	IR	IR	IR	IR	IR	IR	IR	IR	IR	IR	5/63	5/51	0	0	
Benny Snell Jr.	P	P	P	P	P	P	P	P	P	P	P	P	P	P	P	P	P	17/46	0/5	0	0	
Robert Spillane	SI	RILB	P	P	P	P	P	P	P	P	P	P	R/C19	SI	P	RILB	RILB	14/36	4/11	0	2	
Donovan Stiner	PS	PS	PS	PS	P	PS	PS	PS	PS	PS	PS	PS	PS	PS	PS	PS	PS	0/0	0/0	0	0	
Cameron Sutton	R	CB	R	CB	R	CB	R	CB	R	CB	R	CB	R	CB	R	CB	R	16/68	16/24	0	1	
Stephon Tuitt	IR	IR	IR	IR	IR	IR	IR	IR	IR	IR	IR	IR	IR	IR	IR	IR	IR	0/91	0/79	0	0	
Trai Turner	RG	RG	RG	RG	RG	RG	RG	RG	RG	RG	RG	RG	RG	RG	RG	RG	RG	17/110	17/106	0	0	
Derrek Tuszka	PS	PS	P	P	P	P	P	P	P	P	P	P	P	P	P	P	P	15/24	0/0	0	0	
James Washington	P	P	WR	P	SI	P	P	P	WR	P	P	P	P	P	P	P	P	15/60	2/25	0	1	
Derek Watt	P	P	P	P	P	P	P	P	P	P	P	P	P	P	P	P	P	17/93	4/17	0	0	
T.J. Watt	L	LB	L	LB	L	LB	L	LB	L	LB	L	LB	L	LB	L	LB	L	15/77	15/77	0	2	
Cody White	PS	PS	P	P	P	P	P	P	P	P	P	P	P	P	P	P	P	15/15	0/0	0	0	
Vince Williams	RET	RET	RET	RET	RET	RET	RET	RET	RET	RET	RET	RET	RET	RET	RET	RET	RET	0/121	0/69	0	0	
Akhello Witherspoon	SI	P	SI	SI	SI	SI	SI	SI	SI	P	P	P	P	P	P	P	P	9/56	2/35	0	8	
Chris Wormley	P	DE	DE	DE	DE	DE	DE	DE	DE	DE	DE	DE	DE	DE	X	R/C19	DE	15/67	14/30	1	0	

LEGEND:
 CAPS-Starter, P-Player was a substitution, X-Did Not Play (No-injury), SI-On Inactive List, NT-Not on Roster, IR-Injured Reserve, R/C19-Reserve/COVID-19, PS-Practice Squad, IRD-Injured Reserve - Designated For Return, NOTT-Not on any Team, RET-Reserve/Retired, PS/C19-Practice Squad/COVID-19, *-With Other Team

INDIVIDUAL SINGLE-GAME HIGHS			OPPONENT	DATE
RUSHING				
Rushing Yards	188	Najee Harris	vs. Browns	01/03
Rushing Attempts	28	Najee Harris	vs. Browns	01/03
Rushing Average	6.7	Najee Harris	vs. Browns	01/03
Rushing Touchdowns	1	Ben Roethlisberger	vs. Browns	01/03
		Ben Roethlisberger	vs. Titans	12/19
		Najee Harris	at Vikings	12/09
		Najee Harris	at Chargers	11/21
		Najee Harris	vs. Bears	11/08
		Najee Harris	at Browns	10/31
		Eric Ebron	vs. Seahawks	10/17
		Najee Harris	vs. Broncos	10/10
		Najee Harris	at Packers	10/03
		JuJu Smith-Schuster	vs. Raiders	09/19
RECEIVING				
Pass Receptions	14	Najee Harris	vs. Bengals	09/26
Receiving Yards	130	Chase Claypool	vs. Broncos	10/10
Touchdown Receptions	2	Diontae Johnson	vs. Ravens	12/05
		Pat Freiermuth	vs. Bears	11/08
PASSING				
Passes Attempted	58	Ben Roethlisberger	vs. Bengals	09/26
Passes Completed	38	Ben Roethlisberger	vs. Bengals	09/26
Completion Percentage	72.5	Ben Roethlisberger	vs. Seahawks	10/17
Passing Yards	318	Ben Roethlisberger	vs. Bengals	09/26
Yards Per Attempt	10.1	Ben Roethlisberger	vs. Broncos	10/10
Touchdown Passes	3	Ben Roethlisberger	at Vikings	12/09
		Ben Roethlisberger	at Chargers	11/21
Interceptions Thrown	2	Ben Roethlisberger	at Bengals	11/28
		Ben Roethlisberger	vs. Bengals	09/26
PUNT RETURNS				
Punt Returns	6	Ray-Ray McCloud	vs. Lions	11/14
Punt Return Yards	54	Ray-Ray McCloud	vs. Lions	11/14
KICKOFF RETURNS				
Kickoff Returns	4	Ray-Ray McCloud	vs. Raiders	09/19
Kickoff Return Yards	99	Ray-Ray McCloud	at Packers	10/03
PUNTS				
Punts	8	Pressley Harvin III	at Ravens	01/09
Punts Inside the 20	4	Pressley Harvin III	vs. Seahawks	10/17
Punting Average	60.5	Corliss Waltman	at Chiefs	12/26
INTERCEPTIONS				
Interceptions Made	2	Ahkello Witherspoon	at Vikings	12/09
INT Return Yards	45	Ahkello Witherspoon	at Vikings	12/09
TACKLES				
Tackles	14	Minkah Fitzpatrick	vs. Titans	12/19
Sacks	4.0	T.J. Watt	vs. Browns	01/03
SCORING				
Touchdowns	2	Najee Harris	at Vikings	12/09
		Diontae Johnson	vs. Ravens	12/05
		Pat Freiermuth	vs. Bears	11/08
Field Goals Attempted	5	Chris Boswell	vs. Titans	12/19
Field Goals Made	4	Chris Boswell	vs. Browns	01/03
		Chris Boswell	vs. Titans	12/19
MISC. YARDS				
Yards From Scrimmage	206	Najee Harris	vs. Browns	01/03
Combined Net Yards	206	Najee Harris	vs. Browns	01/03
LONGEST PLAYS			OPPONENT	DATE
RUSHING				
Run From Scrimmage	37	Najee Harris	vs. Browns	01/03
Touchdown Run	37	Najee Harris	vs. Browns	01/03
RECEIVING				
Pass Reception	59	Chase Claypool	vs. Broncos	10/10
Touchdown Reception	50	Diontae Johnson	vs. Broncos	10/10
PASSING				
Passing Long	59	Ben Roethlisberger	vs. Broncos	10/10
Touchdown Pass Long	50	Ben Roethlisberger	vs. Broncos	10/10
RETURNS				
Punt Return	23	Ray-Ray McCloud	at Ravens	01/09
Kickoff Return	40	Ray-Ray McCloud	at Packers	10/03
Interception Return	41	Ahkello Witherspoon	at Vikings	12/09
KICKING				
Punt	64	Pressley Harvin III	vs. Ravens	12/05
Field Goal	56	Chris Boswell	vs. Raiders	09/19
Field Goal Attempt	56	Chris Boswell	vs. Titans	12/19
		Chris Boswell	vs. Raiders	09/19

OPPONENT SINGLE-GAME HIGHS			OPPONENT	DATE
RUSHING				
Rushing Yards	205	Dalvin Cook	at Vikings	12/09
Rushing Attempts	33	D'Andre Swift	vs. Lions	11/14
Rushing Average	10.0	Justin Herbert	at Chargers	11/21
Rushing Touchdowns	2	Dalvin Cook	at Vikings	12/09
		Joe Mixon	at Bengals	11/28
		Austin Ekeler	at Chargers	11/21
RECEIVING				
Pass Receptions	9	Keenan Allen	at Chargers	11/21
		Stefon Diggs	at Bills	09/12
Receiving Yards	120	Courtland Sutton	vs. Broncos	10/10
Touchdown Receptions	2	Byron Pringle	at Chiefs	12/26
		Austin Ekeler	at Chargers	11/21
		Randall Cobb	at Packers	10/03
		Ja'Marr Chase	vs. Bengals	09/26
PASSING				
Passes Attempted	51	Josh Allen	at Bills	09/12
Passes Completed	30	Justin Herbert	at Chargers	11/21
		Josh Allen	at Bills	09/12
Completion Percentage	83.3	Joe Burrow	at Bengals	11/28
Passing Yards	382	Justin Herbert	at Chargers	11/21
		Derek Carr	vs. Raiders	09/19
Yards Per Attempt	10.3	Derek Carr	vs. Raiders	09/19
Touchdown Passes	3	Patrick Mahomes	at Chiefs	12/26
		Justin Herbert	at Chargers	11/21
		Joe Burrow	vs. Bengals	09/26
Interceptions Thrown	2	Tyler Huntley	at Ravens	01/09
		Baker Mayfield	vs. Browns	01/03
		Kirk Cousins	at Vikings	12/09
PUNT RETURNS				
Punt Returns	4	Donovan Peoples-Jones	vs. Browns	01/03
Punt Return Yards	71	Kalif Raymond	vs. Lions	11/14
KICKOFF RETURNS				
Kickoff Returns	6	Jakeem Grant Sr.	vs. Bears	11/08
Kickoff Return Yards	143	Isaiah McKenzie	at Bills	09/12
PUNTS				
Punts	10	Jack Fox	vs. Lions	11/14
Punts Inside the 20	4	Sam Martin	vs. Broncos	10/10
Punting Average	50.8	Sam Koch	vs. Ravens	12/05
INTERCEPTIONS				
Interceptions Made	2	Logan Wilson	vs. Bengals	09/26
INT Return Yards	50	Eli Apple	at Bengals	11/28
TACKLES				
Tackles	14	Jordyn Brooks	vs. Seahawks	10/17
		Bobby Wagner	vs. Seahawks	10/17
		Logan Wilson	vs. Bengals	09/26
Sacks	2.0	Jadeveon Clowney	vs. Browns	01/03
		Solomon Thomas	vs. Raiders	09/19
SCORING				
Touchdowns	4	Austin Ekeler	at Chargers	11/21
Field Goals Attempted	4	Elliott Fry	at Chiefs	12/26
		Greg Joseph	at Vikings	12/09
		Daniel Carlson	vs. Raiders	09/19
Field Goals Made	4	Daniel Carlson	vs. Raiders	09/19
MISC. YARDS				
Yards From Scrimmage	222	Dalvin Cook	at Vikings	12/09
Combined Net Yards	222	Dalvin Cook	at Vikings	12/09
OPPONENTS LONGEST PLAYS			OPPONENT	DATE
RUSHING				
Run From Scrimmage	49	Javonte Williams	vs. Broncos	10/10
Touchdown Run	46	Lataavius Murray	at Ravens	01/09
RECEIVING				
Pass Reception	62	K.J. Osborn	at Vikings	12/09
Touchdown Reception	62	K.J. Osborn	at Vikings	12/09
PASSING				
Passing Long	62	Kirk Cousins	at Vikings	12/09
Touchdown Pass Long	62	Kirk Cousins	at Vikings	12/09
RETURNS				
Longest Opponent's Fumble Return	25	DeAndre Houston-Carson	vs. Bears	11/08
Punt Return	55	Chester Rogers	vs. Titans	12/19
Kickoff Return	75	Isaiah McKenzie	at Bills	09/12
Interception Return	50	Eli Apple	at Bengals	11/28
Longest INT Return for TD	24	Mike Hilton	at Bengals	11/28
KICKING				
Punt	65	Michael Dickson	vs. Seahawks	10/17
Field Goal	51	Evan McPherson	at Bengals	11/28
Field Goal Attempt	65	Cairo Santos	vs. Bears	11/08

2021 REGULAR SEASON BIG YARDAGE GAMES

100-YARD PASS RECEIVERS							
DATE	OPPONENT	PLAYER	REC.	YDS.	AVG.	LG	TD
9/19	vs. Raiders	Diontae Johnson	9	105	11.7	41	0
9/26	vs. Bengals	Najee Harris	14	102	7.3	21	0
10/10	vs. Broncos	Chase Claypool	5	130	26.0	59	1
11/21	at Chargers	Diontae Johnson	7	101	14.4	32	1
12/5	vs. Ravens	Diontae Johnson	8	105	13.1	29T	2

100-YARD RUSHERS

DATE	OPPONENT	PLAYER	ATT.	YDS.	AVG.	LG	TD
10/10	vs. Broncos	Najee Harris	23	122	5.3	20	1
11/14	vs. Lions	Najee Harris	26	105	4.0	12	0
1/3	vs. Browns	Najee Harris	28	188	6.7	37T	1

300-YARD PASSERS

DATE	OPPONENT	PLAYER	ATT.	YDS.	COMP.	LG	TD
9/26	vs. Bengals	Ben Roethlisberger	58	318	38	29	1
12/9	at Vikings	Ben Roethlisberger	40	308	28	38	3

2021 OPPONENTS BIG YARDAGE GAMES

100-YARD PASS RECEIVERS							
DATE	OPPONENT	PLAYER	REC.	YDS.	AVG.	LG	TD
9/19	vs. Raiders	Henry Ruggs III	5	113	22.6	61T	1
10/10	vs. Broncos	Courtland Sutton	7	120	17.1	39T	1
11/21	at Chargers	Keenan Allen	9	112	12.4	30	0
11/28	at Bengals	Tee Higgins	6	114	19.0	32T	1

100-YARD RUSHERS

DATE	OPPONENT	PLAYER	ATT.	YDS.	AVG.	LG	TD
10/17	vs. Seahawks	Alex Collins	20	101	5.1	21	1
11/14	vs. Lions	D'Andre Swift	33	130	3.9	21	0
11/28	at Bengals	Joe Mixon	28	165	5.9	32	2
12/9	at Vikings	Dalvin Cook	27	205	7.6	30	2
12/19	vs. Titans	D'Onta Foreman	22	108	4.9	20	0
1/9	at Ravens	Latavius Murray	16	150	9.4	46T	1

300-YARD PASSERS

DATE	OPPONENT	PLAYER	ATT.	YDS.	COMP.	LG	TD
9/19	vs. Raiders	Derek Carr	37	382	28	61T	2
11/21	at Chargers	Justin Herbert	41	382	30	53T	3

2021 REGULAR SEASON - BIG PASS PLAYS (20+ YARDS)												
DATE	OPPONENT	QTR	STEELERS PLAYER	YDS.	DOWN	RESULT	QTR	OPP. PLAYER	YDS.	DOWN	RESULT	
09/12	at Buffalo	3	B. Roethlisberger -> C. Claypool	22	1-10-BUF 34	Field Goal	2	J. Allen -> G. Davis	37	3-5-BUF 27	Touchdown	
		3	B. Roethlisberger -> P. Freiermuth	24	2-10-PIT 47	Field Goal						
		4	B. Roethlisberger -> J. Smith-Schuster	24	2-7-PIT 33	Field Goal						
09/19	Las Vegas	2	B. Roethlisberger -> D. Johnson	41	3-8-LV 46	Touchdown	2	D. Carr -> F. Moreau	25	1-10-LV 48	Field Goal	
		4	B. Roethlisberger -> C. Claypool	52	2-7-PIT 23	Touchdown	3	D. Carr -> H. Renfrow	23	3-9-LV 37	Touchdown	
		4	B. Roethlisberger -> N. Harris	25T	3-10-LV 25	Touchdown	3	D. Carr -> H. Ruggs III	30	2-9-PIT 39	Touchdown	
							4	D. Carr -> H. Ruggs III	61T	3-10-LV 39	Touchdown	
							4	D. Carr -> D. Waller	25	2-7-LV 30	Field Goal	
09/26	Cincinnati	3	B. Roethlisberger -> N. Harris	21	2-9-PIT 40	Missed FG	2	J. Burrow -> J. Chase	34T	1-10-PIT 34	Touchdown	
		4	B. Roethlisberger -> R. McCloud	24	3-5-PIT 24	Field Goal						
		4	B. Roethlisberger -> C. Claypool	29	2-5-PIT 48	Downs						
10/03	at Green Bay	1	B. Roethlisberger -> D. Johnson	45T	3-4-GB 45	Touchdown	1	A. Rodgers -> D. Adams	21	2-7-GB 38	Punt	
		4	B. Roethlisberger -> J. Washington	30	2-10-GB 39	Touchdown	2	A. Rodgers -> R. Cobb	23T	3-10-PIT 23	Touchdown	
							3	A. Rodgers -> R. Cobb	25	3-7-GB 28	Field Goal	
							3	A. Rodgers -> A. Jones	26	2-10-PIT 37	Field Goal	
10/10	Denver						3	A. Rodgers -> A. Lazard	28	1-10-GB 33	Fumble	
		1	B. Roethlisberger -> C. Claypool	23	3-1-PIT 24	Touchdown	4	T. Bridgewater -> C. Sutton	25	4-2-PIT 28	Touchdown	
		1	B. Roethlisberger -> D. Johnson	50T	3-7-50	Touchdown	4	T. Bridgewater -> C. Sutton	39T	1-10-PIT 39	Touchdown	
		2	B. Roethlisberger -> C. Claypool	59	2-7-PIT 28	Touchdown	4	T. Bridgewater -> T. Patrick	23	2-10-DEN 25	Interception	
		4	B. Roethlisberger -> D. Johnson	22	2-8-PIT 27	Field Goal	4	T. Bridgewater -> K. Hinton	23	3-5-PIT 32	Interception	
10/17	Seattle	3	B. Roethlisberger -> D. Johnson	23	1-10-SEA 40	Field Goal	1	G. Smith -> T. Homer	27	3-8-SEA 18	Punt	
							3	G. Smith -> G. Everett	41	2-7-PIT 43	Touchdown	
							5	G. Smith -> T. Lockett	21	2-9-SEA 28	Punt	
10/31	at Cleveland	3	B. Roethlisberger -> P. Freiermuth	22	2-9-CLE 34	Touchdown	3	B. Mayfield -> H. Bryant	21	1-10-PIT 43	Touchdown	
		3	B. Roethlisberger -> N. Harris	20	2-7-PIT 33	Touchdown	4	B. Mayfield -> D. Njoku	24	1-10-CLE 20	Fumble	
		4	B. Roethlisberger -> Z. Gentry	24	1-20-CLE 40	Touchdown						
		4	B. Roethlisberger -> D. Johnson	50	2-8-PIT 28	Downs						
11/08	Chicago	1	B. Roethlisberger -> C. Claypool	26	3-7-PIT 49	Touchdown	2	J. Fields -> C. Kmet	25	1-10-CHI 48	Punt	
		3	B. Roethlisberger -> J. Washington	42	1-10-PIT 25	Touchdown	2	J. Fields -> C. Kmet	21	2-2-PIT 31	Field Goal	
		4	B. Roethlisberger -> D. Johnson	22	1-5-PIT 46	Field Goal	3	J. Fields -> M. Goodwin	50	1-10-CHI 36	Field Goal	
							3	J. Fields -> D. Mooney	20	2-5-CHI 35	Touchdown	
11/14	Detroit						4	J. Fields -> J. Graham	28	2-8-PIT 43	Touchdown	
							4	J. Fields -> A. Robinson II	39	3-2-CHI 45	Touchdown	
		2	M. Rudolph -> D. Johnson	20	3-8-PIT 27	Field Goal	5	J. Goff -> A. St. Brown	30	1-10-DET 26	Punt	
		5	M. Rudolph -> D. Johnson	36	2-8-PIT 19	Fumble	5	J. Goff -> K. Raymond:12 -> D. Swift:2	22	1-10-DET 38	Punt	
11/21	at L.A. Chargers	2	B. Roethlisberger -> C. Claypool	37	1-10-LAC 42	Downs	1	J. Herbert -> M. Williams	22	3-14-LAC 23	Touchdown	
		2	B. Roethlisberger -> D. Johnson	22	2-10-PIT 48	Touchdown	3	J. Herbert -> K. Allen	30	3-13-LAC 27	Touchdown	
		3	B. Roethlisberger -> C. Claypool	28	3-2-PIT 33	Field Goal	4	J. Herbert -> M. Williams	53T	1-10-LAC 47	Touchdown	
		4	B. Roethlisberger -> D. Johnson	32	3-5-PIT 41	Touchdown						
11/28	at Cincinnati	1	B. Roethlisberger -> C. Claypool	41	1-10-PIT 25	Field Goal	2	J. Burrow -> T. Higgins	32T	1-10-PIT 32	Touchdown	
		4	B. Roethlisberger -> C. Claypool	30	3-10-PIT 23	Punt						
12/05	Baltimore	4	B. Roethlisberger -> C. Claypool	40	3-1-PIT 31	Touchdown	2	L. Jackson -> M. Andrews	29	3-6-PIT 32	Touchdown	
		4	B. Roethlisberger -> D. Johnson	29T	1-10-BAL 29	Touchdown	4	L. Jackson -> M. Brown	22	3-14-BAL 36	Touchdown	
		4	B. Roethlisberger -> D. Johnson	25	2-9-PIT 26	Field Goal						
12/09	at Minnesota	3	B. Roethlisberger -> J. Washington	29	1-10-PIT 36	Touchdown	2	K. Cousins -> J. Jefferson	22	1-10-MIN 22	Touchdown	
		4	B. Roethlisberger -> D. Johnson	37	2-8-PIT 33	Touchdown	4	K. Cousins -> K. Osborn	62T	1-10-MIN 38	Touchdown	
		4	B. Roethlisberger -> J. Washington	30T	1-10-MIN 30	Touchdown						
		4	B. Roethlisberger -> C. Claypool	38	2-4-PIT 10	End Game						
12/19	Tennessee		NONE					NONE				
12/26	at Kansas City	2	B. Roethlisberger -> C. Claypool	24	3-8-PIT 48	Missed FG	2	P. Mahomes -> D. Gore	50	2-7-KC 39	Touchdown	
							4	P. Mahomes -> B. Pringle	22	2-6-PIT 35	Field Goal	
01/03	Cleveland		NONE				1	B. Mayfield -> J. Landry	20	2-12-CLE 25	Punt	
							2	B. Mayfield -> D. Peoples-Jones	22	3-11-CLE 31	Punt	
							3	B. Mayfield -> D. Peoples-Jones	39	1-10-PIT 48	Touchdown	
							4	B. Mayfield -> A. Hooper	21	2-15-CLE 25	Punt	
01/09	at Baltimore	2	B. Roethlisberger -> Z. Gentry	25	2-9-PIT 30	Punt	2	T. Huntley -> M. Andrews	28	1-10-BAL 30	Punt	
		4	B. Roethlisberger -> R. McCloud	20	3-9-BAL 39	Touchdown						

TOTALS 41 - 1,263 (30.8), 5 TDs

44 - 1,311 (29.8), 7 TDs

2021 REGULAR SEASON - BIG RUN PLAYS (10+ YARDS)											
DATE	OPPONENT	QTR	STEELERS PLAYER	YDS.	DOWN	RESULT	QTR	OPP. PLAYER	YDS.	DOWN	RESULT
09/12	at Buffalo	3	Chase Claypool	25	2-10-BUF 29	Field Goal	3	Josh Allen	11	3-8-BUF 39	Downs
		4	Najee Harris	18	1-10-BUF 23	Touchdown	4	Devin Singletary	15	2-4-50	Field Goal
							4	Devin Singletary	25	1-10-PIT 35	Field Goal
09/19	Las Vegas	1	Najee Harris	14	2-10-PIT 8	Interception	4	Peyton Barber	11	1-10-LV 24	Punt
		2	Najee Harris	14	1-10-PIT 38	Touchdown	4	Peyton Barber	13	1-10-PIT 45	Field Goal
09/26	Cincinnati	2	Najee Harris	20	1-17-PIT 29	Touchdown	2	Joe Mixon	27	1-10-CIN 19	Punt
							3	Joe Mixon	11	1-10-CIN 20	Field Goal
							3	Joe Mixon	11	1-10-CIN 45	Field Goal
10/03	at Green Bay	1	Najee Harris	10	2-7-PIT 28	Touchdown	2	Aaron Jones	15	1-10-GB 16	Field Goal
		3	Najee Harris	11	2-7-PIT 39	Downs	3	AJ Dillon	25	2-7-PIT 26	Touchdown
10/10	Denver	2	Najee Harris	20	2-5-DEN 47	Field Goal	2	Javonte Williams	49	3-1-DEN 49	Field Goal
		2	Najee Harris	13	2-12-PIT 8	End Half	4	Javonte Williams	10	1-10-PIT 46	Touchdown
		3	Najee Harris	18	2-5-PIT 19	Touchdown	4	Teddy Bridgewater	11	2-13-PIT 13	Touchdown
10/17	Seattle	2	Diontae Johnson	25	2-9-SEA 42	Touchdown	3	Alex Collins	11	2-5-SEA 30	Touchdown
		4	Najee Harris	10	1-10-PIT 17	Fumble	3	Alex Collins	21	1-10-SEA 41	Touchdown
		4	Kalen Ballage	11	1-10-PIT 27	Fumble	3	Alex Collins	14	1-10-SEA 42	Field Goal
		4	Najee Harris	10	1-10-PIT 49	Field Goal	3	Travis Homer	26	3-7-PIT 41	Field Goal
							4	DeeJay Dallas	10	1-20-PIT 45	Punt
10/31	at Cleveland	2	Ray-Ray McCloud	10	1-10-CLE 18	Field Goal	1	Nick Chubb	14	2-4-CLE 31	Field Goal
		2	Najee Harris	11	2-7-PIT 40	Downs	2	D'Ernest Johnson	11	3-15-CLE 23	Punt
		2	Chase Claypool	16	1-10-CLE 39	Downs	3	Nick Chubb	21	1-10-CLE 14	Touchdown
							3	D'Ernest Johnson	10T	2-10-PIT 10	Touchdown
							4	Nick Chubb	12	1-10-CLE 39	Downs
11/08	Chicago	1	James Washington	12	2-7-CHI 22	Touchdown	1	David Montgomery	21	1-10-CHI 12	Interception
		1	Najee Harris	10T	1-10-CHI 10	Touchdown	3	David Montgomery	10	1-10-CHI 26	Field Goal
		3	Diontae Johnson	11	2-12-CHI 35	Touchdown	3	David Montgomery	12	1-10-CHI 18	Touchdown
		3	Chase Claypool	11	1-10-CHI 23	Touchdown	4	Darnell Mooney	15T	1-10-PIT 15	Touchdown
		4	Najee Harris	13	1-10-PIT 25	Field Goal					
11/14	Detroit	1	Najee Harris	11	1-10-DET 22	Touchdown	2	Jermar Jefferson	28T	1-10-PIT 28	Touchdown
		2	Najee Harris	12	2-7-DET 19	Field Goal	2	D'Andre Swift	15	1-10-DET 31	Field Goal
		3	Mason Rudolph	26	1-10-PIT 26	Field Goal	2	D'Andre Swift	10	4-1-PIT 45	Field Goal
		3	Mason Rudolph	11	3-6-DET 16	Field Goal	2	D'Andre Swift	21	3-3-PIT 28	Field Goal
							3	D'Andre Swift	16	1-10-DET 15	Touchdown
							3	D'Andre Swift	12	3-9-DET 32	Touchdown
							3	Godwin Igwebuike	14	1-10-DET 44	Touchdown
11/21	at L.A. Chargers						3	Godwin Igwebuike	42T	1-10-PIT 42	Touchdown
		2	Najee Harris	12	1-10-PIT 36	Touchdown	2	Austin Ekeler	10	1-10-LAC 2	Touchdown
							2	Justin Herbert	18	3-6-LAC 28	Touchdown
							2	Justin Herbert	18	1-10-PIT 42	Touchdown
							3	Austin Ekeler	12	1-10-PIT 29	Touchdown
							3	Justin Herbert	13	3-5-PIT 43	Field Goal
							4	Justin Herbert	36	3-5-PIT 47	Touchdown
11/28	at Cincinnati	4	Kalen Ballage	13	2-4-PIT 42	End Game	1	Joe Mixon	25	2-5-CIN 30	Touchdown
							3	Joe Mixon	32	1-10-CIN 35	Touchdown
							4	Chris Evans	13	3-8-CIN 9	Punt
12/05	Baltimore	4	Najee Harris	13	2-1-BAL 47	Touchdown	1	Lamar Jackson	12	2-9-BAL 40	Interception
							1	Devonta Freeman	18	2-10-PIT 32	Interception
							3	Lamar Jackson	13	2-12-PIT 31	Field Goal
12/09	at Minnesota	3	Najee Harris	23	2-6-PIT 19	Interception	1	Dalvin Cook	20	1-10-MIN 38	Missed FG
		3	Najee Harris	11	1-10-MIN 22	Touchdown	1	Dalvin Cook	30	2-10-MIN 39	Touchdown
		3	Najee Harris	13	1-10-MIN 42	Touchdown	1	Alexander Mattison	14	1-10-PIT 31	Touchdown
							1	Dalvin Cook	16	2-7-PIT 36	Field Goal
							2	Dalvin Cook	15	1-10-MIN 44	Touchdown
							2	Dalvin Cook	29T	1-10-PIT 29	Touchdown
							3	Dalvin Cook	14	2-3-PIT 23	Field Goal
12/19	Tennessee						4	Kirk Cousins	11	3-5-MIN 44	Interception
		1	Diontae Johnson	10	1-10-PIT 28	Punt	3	D'Onta Foreman	12	2-1-TEN 34	Punt
							3	Dontrell Hilliard	10	2-7-TEN 23	Punt
							4	Dontrell Hilliard	15	1-10-TEN 25	Interception
							4	Ryan Tannehill	11	1-10-TEN 25	Fumble
12/26	at Kansas City						4	D'Onta Foreman	20	1-10-TEN 25	Downs
		2	Najee Harris	21	1-10-PIT 25	Missed FG	2	Darrel Williams	12	1-10-KC 35	Field Goal
		4	Najee Harris	11	2-8-KC 32	Touchdown	3	Derrick Gore	10	1-10-KC 25	Field Goal
01/03	Cleveland										
		2	Najee Harris	14	2-10-CLE 43	Field Goal	4	Nick Chubb	32	1-10-CLE 27	Downs
		3	Najee Harris	30	2-10-PIT 22	Field Goal	4	Baker Mayfield	14	3-10-CLE 41	Touchdown
		4	Najee Harris	10	1-10-PIT 43	Field Goal					
01/09	at Baltimore										
		4	Najee Harris	37T	3-2-CLE 37	Touchdown					
		3	Chase Claypool	14	1-10-PIT 40	Field Goal	1	Devonta Freeman	22	1-10-BAL 25	Downs
		4	Chase Claypool	17	2-8-PIT 22	Punt	2	Tyler Huntley	18	1-10-PIT 40	Field Goal
		5	Najee Harris	15	2-10-BAL 31	Field Goal	3	Latavious Murray	10	1-10-BAL 44	Touchdown
							3	Latavious Murray	46T	1-10-PIT 46	Touchdown
							3	Latavious Murray	22	1-10-BAL 25	Interception
					3	Latavious Murray	27	1-10-BAL 47	Interception		
					4	Tyler Huntley	21	1-10-BAL 43	Field Goal		
					5	Latavious Murray	11	1-10-BAL 24	Punt		

TOTALS 43 - 654 (15.2), 2 TDS

72 - 1,282 (17.8), 6 TDS

		RUSHES				RECEPTIONS				RETURNS			
DATE	OPPONENT	GAIN	PLAYER	QTR	RESULT	GAIN	PLAYER	QTR	RESULT	GAIN	PLAYER	QTR	RESULT
09/12	at Buffalo	25	Chase Claypool	3	FG	22	Chase Claypool	3	FG				
		18	Najee Harris	4	TD	24	Pat Freiermuth	3	FG				
						24	JuJu Smith-Schuster	4	FG				
09/19	Las Vegas	14	Najee Harris	1	INT	41	Diontae Johnson	2	TD				
		14	Najee Harris	2	TD	52	Chase Claypool	4'	TD				
						25t	Najee Harris	4	TD				
09/26	Cincinnati	20	Najee Harris	2	TD	21	Najee Harris	3	Miss FG				
						24	Ray-Ray McCloud	4	FG				
						29	Chase Claypool	4	Downs				
10/03	at Green Bay	10	Najee Harris	1	TD	45t	Diontae Johnson	1	TD	38	Ray-Ray McCloud (KR)	2	Half
		11	Najee Harris	3	Downs	30	James Washington	4	TD	40	Ray-Ray McCloud (KR)	3	Downs
10/10	Denver	20	Najee Harris	2	FG	23	Chase Claypool	1'	TD				
		13	Najee Harris	2	Half	50t	Diontae Johnson	1'	TD				
		18	Najee Harris	3	TD	59	Chase Claypool	2	TD				
						22	Diontae Johnson	4	FG				
10/17	Seattle	25	Diontae Johnson	2	TD	23	Diontae Johnson	3	FG	37	Ray-Ray McCloud (KR)	1	Punt
		10	Najee Harris	4'	Fumble								
		11	Kalen Ballage	4'	Fumble								
		10	Najee Harris	4	FG								
10/31	at Cleveland	10	Ray-Ray McCloud	2	FG	22	Pat Freiermuth	3	TD				
		11	Najee Harris	2'	Downs	20	Najee Harris	3'	TD				
		16	Chase Claypool	2	Downs	24	Zach Gentry	4'	TD				
						50	Diontae Johnson	4	Downs				
11/08	Chicago	12	James Washington	1'	TD	26	Chase Claypool	1	TD				
		10t	Najee Harris	1'	TD	42	James Washington	3	TD				
		11	Diontae Johnson	3'	TD	22	Diontae Johnson	4	FG				
		11	Chase Claypool	3'	TD								
		13	Najee Harris	4	FG								
11/14	Detroit	11	Najee Harris	1	TD	20	Diontae Johnson	2	FG				
		12	Najee Harris	2	FG	36	Diontae Johnson	5	Fumble				
		26	Mason Rudolph	3'	FG								
		11	Mason Rudolph	3	FG								
11/21	at L.A. Chargers	12	Najee Harris	2	TD	37	Chase Claypool	2	Downs	30	Ray-Ray McCloud (KR)	2	TD
						22	Diontae Johnson	2	TD	33	Ray-Ray McCloud (KR)	2	Half
						28	Chase Claypool	3	FG				
						32	Diontae Johnson	4	TD				
11/28	at Cincinnati	13	Kalen Ballage	4	Game	41	Chase Claypool	1	FG				
						30	Chase Claypool	4	Punt				
12/05	Baltimore	13	Najee Harris	4	TD	40	Chase Claypool	4'	TD				
						29t	Diontae Johnson	4'	TD				
						25	Diontae Johnson	4	FG				
12/09	at Minnesota	23	Najee Harris	3	INT	29	James Washington	3	TD	41	Ahkello Witherspoon (INT)	4	INT
		11	Najee Harris	3	TD	37	Diontae Johnson	4'	TD				
		13	Najee Harris	3	TD	30t	James Washington	4'	TD				
						38	Chase Claypool	4	Game				
12/19	Tennessee	10	Diontae Johnson	1	Punt								
12/26	at Kansas City	21	Najee Harris	2	Miss FG	24	Chase Claypool	2	Miss FG				
		11	Najee Harris	4	TD								
		17	Mason Rudolph	4	Game								
01/03	Cleveland	14	Najee Harris	2	FG								
		30	Najee Harris	3	FG								
		10	Najee Harris	4	FG								
		37t	Najee Harris	4	TD								
01/09	at Baltimore	14	Chase Claypool	3	FG	25	Zach Gentry	2	Punt	32	Ray-Ray McCloud (KR)	1	Punt
		17	Chase Claypool	4	Punt	20	Ray-Ray McCloud	4	TD				
		15	Najee Harris	5	FG								

* - result within the same drive

STEELERS OPPONENTS 2021 REGULAR SEASON - BIG PLAYS: RUSH 10+, RECEPTIONS 20+, RETURNS 30+														
		RUSHES				RECEPTIONS				RETURNS				
DATE	OPPONENT	GAIN	PLAYER	QTR	RESULT	GAIN	PLAYER	QTR	RESULT	GAI N	PLAYER	QT R	RESULT	
09/12	at Buffalo	11 15 25	Josh Allen Devin Singletary Devin Singletary	3 4 4	Downs FG FG	37	Gabriel Davis	2	TD	75	Isaiah McKenzie (KR)	1	FG	
09/19	Las Vegas	11 13	Peyton Barber Peyton Barber	4 4	Punt FG	25 23 30 61t 25	Foster Moreau Hunter Renfrow Henry Ruggs III Henry Ruggs III Darren Waller	2 3' 3' 4 4	FG TD TD TD FG					
09/26	Cincinnati	27 11 11	Joe Mixon Joe Mixon Joe Mixon	2 3 3	Punt FG FG	34t	Ja'Marr Chase	2	TD	30	Brandon Wilson (KR)	4	Punt	
10/03	at Green Bay	15 25	Aaron Jones AJ Dillon	2 3	FG TD	21 23t 25 26 28	Davante Adams Randall Cobb Randall Cobb Aaron Jones Allen Lazard	1 2 3 3' 3	Punt TD FG FG Fumble					
10/10	Denver	49 10 11	Javonte Williams Javonte Williams Teddy Bridgewater	2 4 4	FG TD TD	25 39t 23 23	Courtland Sutton Courtland Sutton Tim Patrick Kendall Hinton	4 4 4 4	TD TD INT INT					
10/17	Seattle	21 11 14 26 10	Alex Collins Alex Collins Alex Collins Travis Homer DeeJay Dallas	3' 3' 3' 3' 4	TD TD FG FG Punt	27 41 21	Travis Homer Gerald Everett Tyler Lockett	1 3 5	Punt TD Punt	34 38	DeeJay Dallas (KR) DeeJay Dallas (KR)	2 3	Punt TD	
10/31	at Cleveland	14 11 21 10t 12	Nick Chubb D'Ernest Johnson Nick Chubb D'Ernest Johnson Nick Chubb	1 2 3' 3' 4	FG Punt TD TD Downs	21 24	Harrison Bryant David Njoku	3 4	TD Fumble					
11/08	Chicago	21 10 12 15t	David Montgomery David Montgomery David Montgomery Darnell Mooney	1 3 3' 4	INT FG TD TD	25 21 50 20 28 39	Cole Kmet Cole Kmet Marquise Goodwin Darnell Mooney Jimmy Graham Allen Robinson II	2 2 3 3' 4' 4	Punt FG FG TD TD TD	32	Jakeem Grant Sr. (KR)	4	Fumble	
11/14	Detroit	28t 15	Jermar Jefferson D'Andre Swift	2 2'	TD FG	30 22	Amon-Ra St. Brown Kalif Raymond:12 -> D'Andre Swift:2	5 5	Punt Game	48	Kalif Raymond (PR)	2	Punt	
11/21	at L.A. Chargers	10 18 18 12 13 14 42t	Austin Ekeler Justin Herbert Justin Herbert Austin Ekeler Justin Herbert Godwin Igwebuike Godwin Igwebuike	2' 2' 2' 3' 3' 3' 3	TD TD TD TD FG TD TD	22 30 53t	Mike Williams Keenan Allen Mike Williams	1 3 4	TD TD TD					
11/28	at Cincinnati	25 32 13	Joe Mixon Joe Mixon Chris Evans	1 3 4	TD TD Punt	32t	Tee Higgins	2	TD	50	Eli Apple (INT)	1	INT	
12/05	Baltimore	12 18 13	Lamar Jackson Devonta Freeman Lamar Jackson	1' 1' 3	INT INT FG	29 22	Mark Andrews Marquise Brown	2 4	TD TD	35	Devin Duvernay (KR)	4	FG	
12/09	at Minnesota	20 30 14 16 15 29t 14 11	Dalvin Cook Dalvin Cook Alexander Mattison Dalvin Cook Dalvin Cook Dalvin Cook Dalvin Cook Kirk Cousins	1 1' 1' 1 2' 2' 3 4	Miss FG TD TD FG TD TD FG INT	22 62t	Justin Jefferson K.J. Osborn	2 4	TD TD					
12/19	Tennessee	12 10 15 11 20	D'Onta Foreman Dontrell Hilliard Dontrell Hilliard Ryan Tannehill D'Onta Foreman	3 3 4 4 4	Punt Punt INT Fumble Downs					55	Chester Rogers (PR)	1	Punt	
12/26	at Kansas City	12 10	Darrel Williams Derrick Gore	2 3	FG FG	50 22	Derrick Gore Byron Pringle	2 4	TD FG					
01/03	Cleveland	32 14	Nick Chubb Baker Mayfield	1 4	Downs TD	20 22 39 21	Jarvis Landry Donovan Peoples-Jones Donovan Peoples-Jones Austin Hooper	1 2 3 4	Punt TD Punt Punt					
01/09	at Baltimore	22 18 10 46t 22 21 11	Devonta Freeman Tyler Huntley Latavius Murray Latavius Murray Latavius Murray Tyler Huntley Latavius Murray	1 2 3' 3' 3' 4 5	Downs FG TD TD INT FG Punt	28	Mark Andrews	2	Punt					

* - result within the same drive

2021 REGULAR SEASON - 30+ YARD KICKOFF/10+ YARD PUNT/10+ YARD BLOCKED KICK RETURNS/20+ YARD INTERCEPTION/10+ YARD FUMBLE													
DATE	OPPONENT	QTR	RETURN	STEELERS PLAYER	YDS.	DOWN	RESULT	QTR	RETURN	OPP. PLAYER	YDS.	DOWN	RESULT
09/12	at Buffalo			NONE				1	KO	Isaiah McKenzie	75	BUF 35	Punt
09/19	Las Vegas	4	Punt	Ray-Ray McCloud	15	PIT 32	Field Goal	3	Punt	Hunter Renfrow	10	LV 18	Touchdown
								4	Punt	Hunter Renfrow	16	LV 24	Punt
09/26	Cincinnati	1	Punt	Ray-Ray McCloud	14	PIT 20	Punt	1	Punt	Darius Phillips	16	CIN 42	Punt
								4	KO	Brandon Wilson	30	PIT 15	Downs
10/03	at Green Bay	1	KO	Ray-Ray McCloud	38	50	Field Goal			NONE			
		3	KO	Ray-Ray McCloud	40	GB 33	Fumble						
		4	Punt	Ray-Ray McCloud	14	PIT 29	Interception						
10/10	Denver			NONE				1	FUM	Alexander Johnson	10	PIT 29	Field Goal
								2	Punt	Diontae Spencer	13	DEN 40	Field Goal
								4	Punt	Diontae Spencer	13	DEN 28	Touchdown
10/17	Seattle	1	KO	Ray-Ray McCloud	37	SEA 10	Punt	1	Punt	Freddie Swain	14	SEA 21	Punt
		4	Punt	Ray-Ray McCloud	14	PIT 26	Field Goal	2	KO	DeeJay Dallas	34	PIT 16	Touchdown
								3	KO	DeeJay Dallas	38	SEA 35	Punt
10/31	at Cleveland	2	Punt	Ray-Ray McCloud	10	PIT 37	Downs			NONE			
		2	Punt	Ray-Ray McCloud	19	PIT 35	End Half						
11/08	Chicago	1	Punt	Ray-Ray McCloud	14	PIT 41	Touchdown	4	KO	Jakeem Grant Sr.	32	CHI 42	Punt
								4	FUM	DeAndre Houston-Carson	25T	CHI 35	Field Goal
11/14	Detroit	1	Punt	Ray-Ray McCloud	13	PIT 40	Punt	2	Punt	Kalif Raymond	48	PIT 39	Touchdown
		1	Punt	Ray-Ray McCloud	13	PIT 28	Interception	5	Punt	Kalif Raymond	18	DET 45	Punt
		4	Punt	Ray-Ray McCloud	13	PIT 29	Punt						
		4	Punt	Ray-Ray McCloud	10	PIT 22	End Half						
11/21	at L.A. Chargers	2	KO	Ray-Ray McCloud	30	PIT 35	Field Goal			NONE			
		1	KO	Ray-Ray McCloud	33	50	Touchdown						
11/28	at Cincinnati			NONE				1	INT	Eli Apple	50	PIT 5	Field Goal
								2	INT	Mike Hilton	24T	CIN 35	End Half
								3	Punt	Darius Phillips	17	CIN 33	Punt
12/05	Baltimore	1	Punt	Ray-Ray McCloud	14	PIT 27	Punt	2	Punt	Devin Duvernay	12	BAL 27	Punt
								4	KO	Devin Duvernay	35	BAL 35	Field Goal
12/09	at Minnesota	4	INT	Akhello Witherspoon	41	MIN 21	Touchdown	1	Punt	Dede Westbrook	16	MIN 43	Field Goal
								3	Punt	Dede Westbrook	15	PIT 34	Field Goal
12/19	Tennessee	1	Punt	Ray-Ray McCloud	17	PIT 35	Punt	1	Punt	Chester Rogers	55	PIT 25	Touchdown
		3	Punt	Ray-Ray McCloud	11	PIT 23	Punt						
		3	Punt	Ray-Ray McCloud	11	PIT 37	Touchdown						
		4	INT	Joe Schobert	23	TEN 31	Field Goal						
12/26	at Kansas City	4	Punt	Ray-Ray McCloud	20	PIT 39	End Game	1	Punt	Mecole Hardman	18	KC 27	Touchdown
								4	FUM	Jarran Reed	10	PIT 7	Field Goal
01/03	Cleveland	2	Punt	Ray-Ray McCloud	15	PIT 37	Punt			NONE			
		2	Punt	Ray-Ray McCloud	10	PIT 19	Interception						
		4	Punt	Ray-Ray McCloud	14	CLE 37	Field Goal						
01/09	at Baltimore	1	KO	Ray-Ray McCloud	32	BAL 20	Fumble			NONE			
		4	Punt	Ray-Ray McCloud	23	50	Touchdown						
TOTALS		28 - 558 (19.9), 0 TDS						25 - 644 (25.8), 2 TDS					

WEEK 6: STEELERS 23, SEAHAWKS 20

OCTOBER 17, 2021

STEELERS													SEAHAWKS												
#	RECD	LOST	POSS	OBTAINED	BEGAN	PLAYS	YDS	PEN	NET	1ST	ENDED	GIVEN UP	#	RECD	LOST	POSS	OBTAINED	BEGAN	PLAYS	YDS	PEN	NET	1ST	ENDED	GIVEN UP
1	15:00	12:19	2:41	Kickoff	PIT 37	3	13	-5	8	0	PIT 45	Punt	1	12:19	10:14	2:05	Punt	SEA 10	3	8	0	8	0	SEA 18	Punt
2	10:14	08:04	2:10	Punt	PIT 31	3	18	0	18	1	PIT 49	Punt	2	08:04	04:35	3:09	Punt	SEA 16	7	51	-10	41	2	PIT 43	Punt
3	04:55	00:35	4:20	Punt	PIT 20	6	25	-10	15	1	PIT 35	Punt	3	00:35	14:11	1:24	Punt	SEA 21	3	9	0	9	0	SEA 30	Punt
4	14:11	10:07	4:10	Punt	PIT 46	8	54	0	54	4	SEA 5	Touchdown	4	10:01	08:03	1:58	Kickoff	SEA 31	4	6	0	6	1	SEA 37	Punt
5	08:03	01:04	6:59	Punt	PIT 16	14	64	20	84	7	SEA 1	Touchdown	5	01:04	00:36	0:28	Kickoff	SEA 25	3	-8	0	-8	0	SEA 17	Punt
6	00:36	00:11	0:25	Punt	PIT 41	3	3	0	3	0	PIT 44	Punt	6	00:11	00:00	0:11	Punt	SEA 20	1	-1	0	-1	0	SEA 20	End Half
7	09:55	05:46	4:09	Kickoff	PIT 25	9	76	-10	66	3	SEA 9	Field Goal	7	15:00	09:55	5:05	Kickoff	SEA 25	10	72	3	75	6	PIT 2	Touchdown
8	03:02	01:25	1:37	Kickoff	PIT 23	3	3	0	3	0	PIT 26	Punt	8	05:46	03:02	2:44	Kickoff	SEA 40	6	60	0	60	3	PIT 1	Touchdown
9	12:59	11:32	1:27	Kickoff	PIT 17	3	18	0	18	2	PIT 38	Fumble	9	01:25	12:59	3:26	Punt	SEA 42	8	36	0	36	2	PIT 22	Field Goal
10	09:45	07:29	2:16	Punt	PIT 20	5	15	0	15	1	PIT 35	Punt	10	11:32	09:45	1:47	Fumble	PIT 35	3	6	-10	-4	0	PIT 39	Punt
11	05:19	01:30	3:49	Punt	PIT 26	9	50	-10	40	3	SEA 34	Field Goal	11	07:29	05:19	2:10	Punt	SEA 18	3	5	0	5	0	SEA 23	Punt
12	06:31	04:27	2:04	Punt	PIT 20	3	9	0	9	0	PIT 29	Punt	12	01:30	00:00	1:30	Kickoff	SEA 25	9	50	0	50	3	PIT 25	Field Goal
13	04:16	02:50	1:26	Fumble	SEA 16	3	-3	0	-3	0	SEA 19	Field Goal	13	10:00	06:31	3:29	Kickoff	SEA 27	5	15	0	15	1	SEA 42	Punt
													14	04:27	04:16	0:11	Punt	SEA 15	1	0	0	0	0	SEA 15	Fumble

WEEK 8: STEELERS 15, BROWNS 10

OCTOBER 31, 2021

STEELERS													BROWNS												
#	RECD	LOST	POSS	OBTAINED	BEGAN	PLAYS	YDS	PEN	NET	1ST	ENDED	GIVEN UP	#	RECD	LOST	POSS	OBTAINED	BEGAN	PLAYS	YDS	PEN	NET	1ST	ENDED	GIVEN UP
1	08:09	04:19	3:50	Kickoff	PIT 25	7	27	5	22	2	PIT 47	Punt	1	15:00	08:09	6:51	Kickoff	CLE 25	13	63	0	63	4	PIT 12	Field Goal
2	14:54	09:18	5:36	Downs	PIT 40	10	57	-10	47	2	CLE 13	Field Goal	2	04:19	14:54	4:25	Punt	CLE 15	8	50	-5	45	2	PIT 39	Downs
3	08:30	07:16	1:14	Punt	PIT 23	3	0	0	0	0	PIT 23	Punt	3	09:18	08:30	0:48	Kickoff	CLE 25	3	0	0	0	0	CLE 25	Punt
4	06:07	03:28	4:29	Punt	PIT 37	12	53	0	53	4	CLE 10	Downs	4	07:16	06:07	1:09	Punt	CLE 22	3	-5	0	-5	0	CLE 17	Punt
5	00:21	00:00	0:21	Punt	PIT 35	1	0	0	0	0	PIT 35	End Half	5	01:38	00:21	1:17	Downs	CLE 10	5	24	0	24	1	CLE 34	Punt
6	15:00	13:55	1:05	Kickoff	PIT 27	3	5	0	5	0	PIT 32	Punt	6	13:55	09:36	4:19	Punt	CLE 14	8	81	5	86	6	PIT 10	Touchdown
7	09:36	03:39	5:57	Kickoff	PIT 22	12	78	0	78	5	CLE 8	Touchdown	7	03:39	01:42	1:57	Punt	CLE 40	3	9	-5	4	0	CLE 44	Punt
8	01:42	11:04	5:38	Punt	PIT 17	13	88	-5	83	7	CLE 2	Touchdown	8	11:04	06:04	5:00	Punt	CLE 20	8	59	0	59	3	PIT 32	Fumble
9	06:04	04:22	1:42	Fumble	PIT 20	3	8	-5	3	0	PIT 23	Punt	9	04:22	01:53	2:29	Punt	CLE 39	8	25	10	35	3	PIT 26	Downs
10	01:53	00:00	1:53	Downs	PIT 26	6	54	-5	49	1	CLE 25	Downs													

WEEK 9: STEELERS 29, BEARS 27

NOVEMBER 8, 2021

STEELERS													BEARS												
#	RECD	LOST	POSS	OBTAINED	BEGAN	PLAYS	YDS	PEN	NET	1ST	ENDED	GIVEN UP	#	RECD	LOST	POSS	OBTAINED	BEGAN	PLAYS	YDS	PEN	NET	1ST	ENDED	GIVEN UP
1	13:02	09:42	3:20	Punt	PIT 41	6	54	5	59	4	CHI 10	Touchdown	1	15:00	13:02	1:58	Kickoff	CHI 22	3	8	0	8	0	CHI 30	Punt
2	07:40	04:29	3:11	Punt	PIT 42	6	31	0	8	1	PIT 48	Punt	2	09:42	07:40	2:02	Kickoff	CHI 11	3	14	-10	4	0	CHI 15	Punt
3	02:03	13:22	3:41	Interception	CHI 36	9	8	5	36	3	CHI 4	Touchdown	3	04:29	02:03	2:26	Punt	CHI 12	5	30	0	30	2	CHI 42	Interception
4	11:49	09:12	2:37	Punt	PIT 17	4	12	-9	3	0	PIT 20	Punt	4	13:22	11:49	1:33	Kickoff	CHI 25	3	7	0	7	0	CHI 32	Punt
5	06:44	04:47	1:57	Punt	PIT 9	3	9	0	9	0	PIT 18	Punt	5	09:12	06:44	2:28	Punt	CHI 48	4	17	-5	12	1	PIT 40	Punt
6	00:15	00:00	0:15	Kickoff	PIT 25	1	-1	0	-1	0	PIT 25	End Half	6	04:47	00:15	4:32	Punt	CHI 36	12	51	1	52	3	PIT 12	Field Goal
7	15:00	12:42	2:18	Kickoff	PIT 30	3	7	15	22	1	CHI 48	Punt	7	12:42	07:43	4:59	Punt	CHI 7	10	104	-15	89	4	PIT 4	Field Goal
8	07:43	02:08	5:35	Kickoff	PIT 25	9	75	0	75	4	CHI 10	Touchdown	8	02:08	14:17	2:51	Kickoff	CHI 18	6	82	0	82	4	PIT 15	Touchdown
9	14:17	11:54	2:23	Kickoff	PIT 25	4	9	30	39	1	CHI 36	Field Goal	9	11:54	11:47	0:07	Kickoff	0	0	0	0	0	0	0	Fumble
10	11:47	07:58	3:49	Fumble	CHI 42	6	-2	5	3	1	CHI 39	Punt	10	07:58	06:31	1:27	Punt	CHI 20	3	3	0	3	0	CHI 23	Punt
11	06:31	02:52	3:39	Kickoff	PIT 25	11	26	15	41	3	CHI 34	Field Goal	11	02:52	01:46	1:06	Kickoff	CHI 25	7	75	0	75	3	PIT 16	Touchdown
12	01:46	00:26	1:20	Kickoff	PIT 25	7	52	0	52	2	CHI 23	Field Goal	12	00:26	00:00	0:26	Kickoff	CHI 25	5	23	5	28	3	PIT 47	Missed FG

WEEK 10: STEELERS 16, LIONS 16

NOVEMBER 14, 2021

STEELERS													LIONS												
#	RECD	LOST	POSS	OBTAINED	BEGAN	PLAYS	YDS	PEN	NET	1ST	ENDED	GIVEN UP	#	RECD	LOST	POSS	OBTAINED	BEGAN	PLAYS	YDS	PEN	NET	1ST	ENDED	GIVEN UP
1	15:00	09:40	5:20	Kickoff	PIT 17	10	54	29	83	5	DET 9	Touchdown	1	09:40	08:01	1:39	Kickoff	DET 16	3	10	-5	5	0	DET 21	Punt
2	08:01	06:37	1:24	Punt	PIT 40	3	6	0	6	0	PIT 46	Punt	2	06:37	04:27	2:10	Punt	DET 15	3	9	0	9	0	DET 24	Punt
3	04:27	01:39	2:48	Punt	PIT 28	6	27	0	27	2	DET 45	Interception	3	01:39	00:20	1:19	Interception	DET 48	3	0	0	0	0	DET 48	Punt
4	00:20	14:11	0:09	Punt	PIT 20	3	6	0	6	0	PIT 26	Punt	4	14:11	12:43	1:28	Punt	PIT 39	3	39	0	39	2	PIT 28	Touchdown
5	12:43	04:22	8:21	Kickoff	PIT 25	13	78	-15	73	4	DET 2	Field Goal	5	04:22	00:00	4:22	Kickoff	PIT 31	12	67	0	67	3	PIT 2	Field Goal
6	12:09	08:26	3:43	Kickoff	PIT 26	13	54	15	69	4	DET 5	Field Goal	6	15:00	12:09	2:51	Kickoff	DET 15	6	85	0	85	4	PIT 42	Touchdown
7	04:32	01:48	2:44	Punt	PIT 20	6	21	0	21	1	PIT 41	Punt	7	08:26	04:32	3:54	Kickoff	DET 33	6	28	0	28	1	PIT 39	Punt
8	14:52	11:31	3:21	Punt	PIT 21	6	27	-10	17	1	DET 33	Field Goal	8	01:48	14:52	1:56	Punt	DET 18	3	0	-5	-5	0	DET 13	Punt
9	07:09	04:27	2:42	Punt	PIT 29	5	19	0	19	1	PIT 48	Punt	9	11:31	07:09	4:22	Kickoff	DET 25	7	6	4	10	1	DET 35	Punt
10	03:22	02:22	1:00	Punt	DET 48	3	3	0	3	0	DET 45	Punt	10	04:27	03:22	1:05	Punt	DET 13	3	-11	0	-11	0	DET 2	Punt
11	00:19	00:00	0:19	Punt	PIT 22	1	-1	0	-1	0	PIT 22	End Half	11	02:22	00:19	2:03	Punt	DET 20	8	25	0	25	2	DET 45	Punt
12	07:32	06:42	0:50	Punt	PIT 17	2	38	0	38	0	PIT 19	Fumble	12	10:00	07:32	2:28	Kickoff	DET 26	4	24	0	24	1	PIT 41	Punt
13	04:03	02:25	1:38	Missed FG	PIT 38	3	-15	0	-15	0	PIT 23	Punt	13	06:42	04:03	2:39	Fumble	DET 45	5	15	10	25	2	PIT 30	Missed FG
14	01:37	00:08	1:29	Punt	PIT 11	10	51	0	51	4	DET 39	Fumble	14	02:25	01:37	0:48	Punt	DET 45	3	-13	0	-13	0	DET 32	Punt
													15	00:08	00:00	0:08	Fumble	DET 38	1	22	0	22	1	DET 38	End Game

WEEK 11: STEELERS 3

WEEK 12: STEELERS 10, BENGALS 41

NOVEMBER 28, 2021

STEELERS													BENGALS												
#	RECD	LOST	POSS	OBTAINED	BEGAN	PLAYS	YDS	PEN	NET	1ST	ENDED	GIVEN UP	#	RECD	LOST	POSS	OBTAINED	BEGAN	PLAYS	YDS	PEN	NET	1ST	ENDED	GIVEN UP
1	09:29	07:56	1:33	Kickoff	PIT 23	3	14	0	14	1	PIT 37	Interception	1	15:00	09:29	5:31	Kickoff	CIN 25	10	71	4	75	5	PIT 8	Touchdown
2	06:01	02:17	3:44	Kickoff	PIT 25	8	53	0	53	2	CIN 22	Field Goal	2	07:56	06:01	1:55	Interception	PIT 5	4	-8	0	-8	0	PIT 13	Field Goal
3	14:15	10:18	2:57	Kickoff	PIT 25	7	28	0	28	2	CIN 47	Punt	3	02:17	14:15	3:02	Kickoff	CIN 25	6	75	0	75	4	PIT 32	Touchdown
4	02:43	01:48	0:55	Kickoff	PIT 25	3	9	0	9	0	PIT 34	Punt	4	10:18	02:43	7:35	Punt	CIN 16	14	78	6	84	6	PIT 1	Touchdown
5	00:37	00:30	0:07	Interception	PIT 21	1	0	0	0	0	PIT 21	Interception	5	01:48	00:37	1:11	Punt	CIN 29	6	45	-10	35	3	PIT 36	Interception
6	00:30	00:00	0:30	Kickoff	PIT 30	2	-9	0	-9	0	PIT 30	End Half	6	12:11	08:27	3:44	Punt	CIN 33	5	8	0	8	1	CIN 41	Punt
7	15:00	12:11	2:49	Kickoff	PIT 25	6	17	0	17	1	PIT 42	Punt	7	06:23	02:35	3:48	Fumble	PIT 45	8	12	0	12	1	PIT 33	Field Goal
8	08:27	06:23	2:04	Punt	PIT 18	5	27	0	27	2	PIT 45	Fumble	8	01:07	13:10	2:57	Punt	CIN 35	5	65	0	65	4	PIT 1	Touchdown
9	02:35	01:07	1:28	Kickoff	PIT 25	3	2	0	2	0	PIT 27	Punt	9	10:36	06:11	4:25	Punt	CIN 7	6	23	-3	20	1	CIN 27	Punt
10	13:10	10:36	2:34	Kickoff	PIT 23	6	43	-15	28	1	CIN 49	Punt	10	02:59	01:47	1:12	Kickoff	CIN 10	3	1	0	1	0	CIN 11	Punt
11	06:11	02:59	3:12	Punt	PIT 31	9	69	0	69	4	CIN 15	Touchdown													
12	01:47	00:00	1:47	Punt	PIT 36	7	48	0	48	3	CIN 27	End Game													

WEEK 13: STEELERS 20, RAVENS 19

DECEMBER 5, 2021

STEELERS													RAVENS												
#	RECD	LOST	POSS	OBTAINED	BEGAN	PLAYS	YDS	PEN	NET	1ST	ENDED	GIVEN UP	#	RECD	LOST	POSS	OBTAINED	BEGAN	PLAYS	YDS	PEN	NET	1ST	ENDED	GIVEN UP
1	08:30	06:55	1:35	Interception	PIT 20	3	9	0	9	0	PIT 29	Punt	1	15:00	08:30	6:30	Kickoff	BAL 25	11	75	-10	65	4	PIT 10	Interception
2	05:17	04:04	1:13	Punt	PIT 27	3	8	0	8	0	PIT 35	Punt	2	06:55	05:17	1:38	Punt	BAL 33	3	-1	0	-1	0	PIT 32	Punt
3	08:37	06:16	2:21	Kickoff	PIT 18	4	24	0	24	1	PIT 42	Punt	3	04:04	08:37	10:27	Punt	BAL 1	16	94	5	99	7	PIT 3	Touchdown
4	01:48	00:27	1:21	Punt	PIT 13	9	52	0	52	3	BAL 35	Field Goal	4	06:16	01:48	4:28	Punt	BAL 27	6	15	0	15	2	BAL 47	Punt
5	15:00	12:44	2:16	Kickoff	PIT 10	6	11	-10	1	1	PIT 11	Punt	5	00:27	00:00	0:27	Kickoff	BAL 25	3	8	-10	-2	0	BAL 23	End Half
6	07:24	03:36	3:48	Kickoff	PIT 20	8	31	0	31	2	BAL 49	Punt	6	12:44	07:24	5:20	Punt	BAL 42	10	46	-5	41	3	PIT 17	Field Goal
7	00:39	14:01	1:38	Punt	PIT 22	4	78	0	78	2	BAL 29	Touchdown	7	03:36	00:39	2:57	Punt	BAL 24	6	19	-5	14	1	BAL 38	Punt
8	11:51	07:18	4:33	Kickoff	PIT 25	10	50	0	50	3	BAL 25	Field Goal	8	14:01	11:51	2:10	Kickoff	BAL 38	5	10	-41	51	1	PIT 11	Field Goal
9	06:21	01:48	4:33	Punt	PIT 31	11	59	10	69	5	BAL 5	Touchdown	9	07:18	06:21	0:57	Kickoff	BAL 25	3	-5	0	-5	0	BAL 20	Punt
10	00:12	00:00	0:12	Kickoff	BAL 45	1	-1	0	-1	0	BAL 45	End Game	10	01:48	00:12	1:36	Kickoff	BAL 40	8	65	-5	60	4	PIT 6	Touchdown

WEEK 14: STEELERS 28, VIKINGS 36

DECEMBER 9, 2021

STEELERS													VIKINGS												
#	RECD	LOST	POSS	OBTAINED	BEGAN	PLAYS	YDS	PEN	NET	1ST	ENDED	GIVEN UP	#	RECD	LOST	POSS	OBTAINED	BEGAN	PLAYS	YDS	PEN	NET	1ST	ENDED	GIVEN UP
1	11:43	05:32	6:11	Missed FG	PIT 43	11	36	-10	26	3	MIN 31	Missed FG	1	15:00	11:43	3:17	Kickoff	MIN 25	7	45	-5	40	2	PIT 35	Missed FG
2	03:31	01:45	1:46	Kickoff	PIT 25	3	8	0	8	0	PIT 33	Punt	2	05:32	03:31	2:01	Missed FG	MIN 39	5	61	0	61	3	PIT 14	Touchdown
3	14:43	13:01	1:42	Kickoff	PIT 25	3	-6	0	-6	0	PIT 19	Punt	3	01:45	14:43	2:02	Punt	MIN 43	7	37	0	37	2	PIT 20	Field Goal
4	09:55	07:39	2:16	Kickoff	PIT 19	3	-4	-4	0	0	PIT 15	Punt	4	13:01	09:55	3:06	Punt	MIN 22	5	88	-10	78	4	PIT 29	Touchdown
5	02:20	01:35	0:45	Kickoff	PIT 25	5	9	5	14	1	PIT 39	Punt	5	07:39	02:20	5:19	Punt	MIN 40	12	60	0	60	4	PIT 7	Touchdown
6	00:44	00:00	0:44	Punt	PIT 33	2	23	-5	18	1	PIT 34	End Half	6	01:35	00:44	0:51	Punt	MIN 12	3	9	0	9	0	MIN 21	Punt
7	15:00	12:25	2:35	Kickoff	PIT 12	3	-4	0	-4	0	PIT 8	Punt	7	12:25	09:36	2:49	Punt	PIT 34	7	10	0	10	1	PIT 24	Field Goal
8	09:36	08:22	1:14	Kickoff	PIT 15	3	27	0	27	1	PIT 42	Interception	8	08:22	06:15	2:07	Interception	PIT 30	6	18	5	23	2	PIT 7	Field Goal
9	06:15	02:11	0:44	Kickoff	PIT 25	10	65	10	75	5	MIN 3	Touchdown	9	02:11	02:03	0:08	Kickoff	MIN 25	1	0	0	0	0	MIN 25	Interception
10	02:03	14:49	2:14	Interception	MIN 42	7	30	12	42	4	MIN 1	Touchdown	10	14:49	13:17	1:32	Kickoff	MIN 25	3	3	0	3	0	MIN 28	Punt
11	13:17	12:11	1:06	Punt	PIT 31	3	69	0	69	2	MIN 30	Touchdown	11	12:11	10:51	1:20	Kickoff	MIN 25	3	75	0	75	2	MIN 38	Touchdown
12	10:51	08:56	1:55	Kickoff	PIT 25	3	7	-5	2	0	PIT 27	Punt	12	08:56	04:58	3:58	Punt	MIN 39	6	22	0	22	1	PIT 39	Interception
13	04:58	04:14	0:44	Interception	MIN 21	2	21	0	21	1	MIN 15	Touchdown	13	04:14	02:16	1:58	Kickoff	MIN 25	6	30	-10	20	1	MIN 45	Punt
14	02:16	00:00	2:16	Punt	PIT 4	12	94	-10	84	4	MIN 12	End Game													

WEEK 15: STEELERS 19, TITANS 13

DECEMBER 19, 2021

STEELERS													TITANS												
#	RECD	LOST	POSS	OBTAINED	BEGAN	PLAYS	YDS	PEN	NET	1ST	ENDED	GIVEN UP	#	RECD	LOST	POSS	OBTAINED	BEGAN	PLAYS	YDS	PEN	NET	1ST	ENDED	GIVEN UP
1	15:00	13:23	1:37	Kickoff	PIT 25	4	18	0	18	1	PIT 43	Punt	1	13:23	11:16	2:07	Punt	TEN 30	3	2	0	2	0	TEN 32	Punt
2	11:16	10:10	1:06	Punt	PIT 35	3	4	0	4	0	PIT 39	Punt	2	10:10	07:41	2:29	Punt	PIT 25	6	25	0	25	3	PIT 1	Touchdown
3	07:41	06:07	1:34	Kickoff	PIT 25	3	-4	0	-4	0	PIT 21	Punt	3	06:07	01:13	4:54	Punt	TEN 47	11	40	5	45	3	PIT 8	Field Goal
4	01:13	14:18	1:55	Kickoff	PIT 28	4	22	-5	17	1	PIT 45	Punt	4	14:18	12:46	1:32	Punt	TEN 15	3	13	0	13	0	TEN 20	Fumble
5	12:46	10:35	2:11	Fumble	TEN 36	5	23	-5	18	1	TEN 18	Field Goal	5	10:35	00:18	10:17	Kickoff	TEN 22	19	79	-15	64	6	PIT 14	Field Goal
6	00:18	00:00	0:18	Kickoff	PIT 22	4	40	0	40	2	TEN 38	Missed FG	6	15:00	11:26	3:34	Kickoff	TEN 25	5	24	0	24	1	TEN 49	Punt
7	11:26	10:10	1:16	Punt	PIT 23	3	-4	5	-1	0	PIT 24	Punt	7	10:10	07:07	3:03	Punt	TEN 20	5	0	0	0	1	TEN 20	Punt
8	07:07	03:08	3:59	Punt	PIT 37	8	39	24	63	5	TEN 1	Touchdown	8	03:08	00:50	2:18	Kickoff	TEN 25	6	16	0	16	1	TEN 42	Fumble
9	00:50	13:24	2:26	Fumble	TEN 41	7	22	9	31	2	TEN 10	Field Goal	9	13:24	09:16	4:08	Kickoff	TEN 25	7	43	-10	33	2	PIT 42	Interception
10	09:16	07:20	1:56	Interception	TEN 31	4	4	0	4	0	TEN 27	Field Goal	10	07:20	06:36	0:44	Kickoff	TEN 25	2	10	0	10	1	TEN 36	Fumble
11	06:36	04:29	2:07	Fumble	TEN 35	4	5	0	5	0	TEN 30	Field Goal	11	04:29	00:27	4:02	Kickoff	TEN 25	13	65	0	65	4	PIT 16	Downs
12	00:27	00:00	0:27	Downs	PIT 10	1	-1	0	-1	0	PIT 10	End Game													

WEEK 16: STEELERS 10, CHIEFS 36

DECEMBER 26, 2021

STEELERS													CHIEFS												
#	RECD	LOST	POSS	OBTAINED	BEGAN	PLAYS	YDS	PEN	NET	1ST	ENDED	GIVEN UP	#	RECD	LOST	POSS	OBTAINED	BEGAN	PLAYS	YDS	PEN	NET	1ST	ENDED	GIVEN UP
1	15:00	12:17	2:43	Kickoff	PIT 25	5	8	0	8	1	PIT 33	Punt	1	12:17	04:07	8:10	Punt	KIC 27	14	68	5	73	7	PIT 5	Touchdown
2	04:07	03:59	0:08	Kickoff	PIT 25	1	0	0	0	0	PIT 33	Punt Interception	2	03:59	01:05	2:54	Punt Interception	KIC 49	6	44	5	49	3	PIT 5	Touchdown
3	01:05	13:46	12:19	Kickoff	PIT 20	5	17	0	17	1	PIT 37	Punt	3	13:46	08:45	5:01	Punt	KC 20	10	54	0	54	3	PIT 26	Field Goal
4	08:45	05:03	3:42	Kickoff	PIT 25	9	57	0	57	3	KC 18	Missed FG	4	05:03	02:13	2:50	Missed FG	KC 26	6	74	0	74	3	PIT 31	Touchdown
5	02:13	01:23	0:50	Kickoff	PIT 25	4	6	0	6	0	PIT 34	Downs	5	01:23	00:18	1:05	Downs	PIT 31	6	15	5	10	1	PIT 21	Missed FG
6	00:18	00:00	0:18	Missed FG	PIT 29	3	21	0	21	1	PIT 44	Half	6	01:00	13:26	1:34	Kickoff	KC 25	3	9	5	4	0	KC 29	Touchdown
7	13:26	12:44	0:42	Punt	PIT 30	2	10	0	10	0	PIT 38	Fumble	7	12:44	09:32	3:51	Fumble	KC 49	7	51	0	51	4	PIT 21	Touchdown
8	09:32	08:50	0:42	Punt	PIT 31	5	59	0	59	0	PIT 34	Field Goal	8	08:34	11:57	6:37	Kickoff	KC 25	12	59	0	59	4	PIT 16	Field Goal
9	11:57	11:43	0:14	Punt	PIT 30	1	-13	0	-13	0	PIT 38	Fumble	9	11:43	09:41	2:02	Fumble	PIT 7	4	5	0	5	0	PIT 12	Field Goal
10	09:41	02:54	6:47	Kickoff	PIT 15	17	85	0	85	6	KC 15	Touchdown	10	02:54	02:16	0:38	Kickoff	KC 25	3	6	0	6	0	KC 31	Punt
11	02:16	00:00	2:16	Punt	PIT 39	10	54	0	54	4	KC 19	End Game													

WEEK 17: STEELERS 26, BROWNS 14

JANUARY 3, 2022

STEELERS

#	RECD	LOST	POSS	OBTAINED	BEGAN	PLAYS	YDS	PEN	NET	1ST	ENDED	GIVEN UP
1	15:00	12:14	2:46	Kickoff	PIT 25	5	14	0	14	1	PIT 39	Punt
2	10:43	07:57	2:46	Punt	PIT 20	5	15	-5	10	1	PIT 30	Punt
3	05:28	00:43	4:45	Downs	PIT 38	10	26	0	26	2	CLE 36	Downs
4	14:53	10:39	4:14	Punt	PIT 34	10	46	20	66	5	CLE 5	Touchdown
5	09:46	07:09	2:37	Punt	PIT 37	3	7	0	7	0	PIT 44	Punt
6	07:03	03:02	4:01	Interception	CLE 43	11	39	0	39	3	CLE 4	Field Goal
7	00:34	00:00	0:34	Punt	PIT 19	6	15	15	30	2	PIT 49	Interception
8	12:36	08:20	4:16	Punt	PIT 22	11	61	5	66	3	CLE 12	Field Goal
9	05:06	02:58	2:08	Punt	PIT 5	3	-1	0	-1	0	PIT 4	Punt
10	00:56	00:02	0:54	Kickoff	PIT 25	3	1	0	1	0	PIT 26	Punt
11	13:36	09:46	3:50	Punt	PIT 43	8	25	0	25	2	CLE 32	Field Goal
12	07:23	05:48	1:35	Punt	CLE 37	4	7	0	7	0	CLE 30	Field Goal
13	01:10	00:51	0:19	Kickoff	CLE 45	3	45	0	45	1	CLE 37	Touchdown
14	00:10	00:00	0:10	Interception	CLE 37	1	-1	0	-1	0	CLE 37	End Game

BROWNS

#	RECD	LOST	POSS	OBTAINED	BEGAN	PLAYS	YDS	PEN	NET	1ST	ENDED	GIVEN UP
1	12:14	10:43	1:31	Punt	CLE 27	5	18	0	18	1	CLE 45	Punt
2	07:57	05:28	2:29	Punt	CLE 27	5	40	-5	35	1	PIT 38	Downs
3	00:43	14:53	0:50	Downs	CLE 36	3	-6	0	-6	0	CLE 30	Punt
4	10:39	09:46	0:53	Kickoff	CLE 24	3	1	0	1	0	CLE 25	Punt
5	07:09	07:03	0:06	Punt	CLE 26	1	0	0	0	0	CLE 26	Interception
6	03:02	00:34	2:28	Kickoff	CLE 21	9	38	-5	33	2	PIT 46	Punt
7	15:00	12:36	2:24	Kickoff	CLE 35	3	6	0	6	0	CLE 41	Punt
8	08:20	05:06	3:14	Kickoff	CLE 26	5	17	0	17	1	CLE 43	Punt
9	02:58	00:56	2:02	Punt	PIT 48	4	48	0	48	2	PIT 3	Touchdown
10	00:02	13:36	1:26	Punt	CLE 30	5	16	-10	6	1	CLE 36	Punt
11	09:46	07:23	2:23	Kickoff	CLE 25	3	-3	-17	-20	0	CLE 5	Punt
12	05:48	01:10	4:38	Kickoff	CLE 24	17	50	26	76	7	PIT 1	Touchdown
13	00:51	00:10	0:41	Kickoff	CLE 20	4	7	0	7	0	CLE 27	Interception

WEEK 18: STEELERS 16, RAVENS 13

JANUARY 9, 2022

STEELERS

	RECD	LOST	POSS	OBTAINED	BEGAN	PLAYS	YDS	PEN	NET	1ST	ENDED	GIVEN UP
1	15:00	12:43	2:17	Kickoff	PIT 38	3	6	0	6	0	PIT 44	Punt
2	09:57	06:06	3:51	Fumble	BAL 39	7	34	-5	29	2	BAL 10	Field Goal
3	03:56	01:34	2:22	Interception	PIT 34	4	11	0	11	1	PIT 45	Interception
4	14:14	12:20	1:54	Downs	PIT 45	3	1	0	1	0	PIT 46	Punt
5	11:26	08:46	2:40	Punt	PIT 29	5	29	0	29	1	BAL 42	Punt
6	05:34	04:29	1:05	Punt	PIT 19	3	2	0	2	0	PIT 21	Punt
7	02:35	01:46	0:49	Punt	PIT 7	3	0	0	0	0	PIT 7	Punt
8	00:11	00:00	0:11	Kickoff	PIT 26	1	-1	0	-1	0	PIT 26	End Half
9	12:32	07:41	4:51	Kickoff	PIT 28	8	50	0	50	3	BAL 22	Field Goal
10	05:34	04:06	1:28	Punt	PIT 35	3	-6	0	-6	0	PIT 29	Punt
11	14:53	09:55	4:58	Interception	PIT 20	8	45	-15	30	2	PIT 43	Punt
12	08:07	02:54	5:13	Punt	10	60	-10	50	4	BAL 6	Touchdown	
13	01:13	00:38	0:35	Kickoff	PIT 25	4	19	0	19	1	PIT 44	Punt
14	00:07	00:00	0:07	Punt	PIT 31	1	-1	0	-1	0	PIT 31	End Half
15	06:24	01:56	4:28	Punt	PIT 17	15	65	0	65	5	BAL 18	Field Goal

RAVENS

#	RECD	LOST	POSS	OBTAINED	BEGAN	PLAYS	YDS	PEN	NET	1ST	ENDED	GIVEN UP
1	12:43	09:57	2:46	Punt	BAL 20	5	19	0	19	1	BAL 46	Fumble
2	06:06	03:56	2:10	Kickoff	BAL 31	4	15	-5	10	1	BAL 41	Interception
3	01:34	14:14	2:20	Interception	BAL 25	5	30	0	30	1	PIT 45	Downs
4	12:20	11:26	0:54	Punt	BAL 20	3	3	0	3	0	BAL 23	Punt
5	08:46	05:34	3:12	Punt	BAL 16	7	25	0	25	2	BAL 41	Punt
6	04:29	02:35	1:54	Punt	BAL 30	4	27	0	27	1	PIT 43	Punt
7	01:46	00:11	1:35	Punt	PIT 40	8	31	3	34	3	PIT 6	Field Goal
8	15:00	12:32	2:28	Kickoff	BAL 32	5	68	0	68	3	PIT 46	Touchdown
9	07:41	05:34	2:07	Kickoff	BAL 34	3	8	0	8	0	BAL 42	Punt
10	04:06	14:53	4:13	Punt	BAL 25	8	64	0	64	3	PIT 11	Interception
11	09:55	08:07	1:48	Punt	BAL 14	3	9	0	9	0	BAL 23	Punt
12	02:54	01:13	1:41	Kickoff	BAL 32	7	40	0	40	2	PIT 28	Field Goal
13	00:38	00:07	0:31	Punt	BAL 18	4	12	0	12	1	BAL 30	Punt
14	10:00	06:24	3:36	Kickoff	BAL 24	7	23	0	23	2	BAL 47	Punt

2021 REGULAR SEASON																	
		STEELERS								OPPONENT							
		FIRST HALF				SECOND HALF				FIRST HALF				SECOND HALF			
DATE	OPPONENT	PLAYS	YDS	TIME	RESULT	PLAYS	YDS	TIME	RESULT	PLAYS	YDS	TIME	RESULT	PLAYS	YDS	TIME	RESULT
09/12	at Bills	5	22	2:55	Punt	10	69	4:37	FG	4	5	1:30	FG	12	40	4:35	Downs
09/19	Raiders	6	14	3:33	Punt	6	20	3:04	Punt	6	19	3:12	Punt	6	22	2:45	Punt
09/26	Bengals	3	4	2:00	Punt	3	6	0:56	INT	3	4	2:12	Punt	10	55	6:13	FG
10/03	at Packers	8	75	4:56	TD	5	12	2:30	Punt	8	38	5:54	Punt	12	64	5:29	FG
10/10	Broncos	6	85	2:58	TD	14	86	7:16	TD	3	6	2:07	Punt	8	38	5:03	Punt
10/17	Seahawks	3	8	2:41	Punt	9	66	4:09	FG	3	8	2:05	Punt	10	75	5:05	TD
10/31	at Browns	7	22	3:50	Punt	3	5	1:05	Punt	13	63	6:51	FG	8	86	4:19	TD
11/08	Bears	6	59	3:20	TD	3	22	2:18	Punt	3	8	1:58	Punt	10	89	4:59	FG
11/14	Lions	10	83	5:20	TD	13	69	3:43	FG	3	5	1:39	Punt	6	85	2:51	TD
11/21	at Chargers	13	57	6:31	FG	3	2	1:42	Punt	12	73	6:20	TD	6	70	3:10	TD
11/28	at Bengals	3	14	1:33	INT	6	17	2:49	Punt	10	75	5:31	TD	5	8	3:44	Punt
12/05	Ravens	3	9	1:35	Punt	6	1	2:16	Punt	11	65	6:30	INT	10	41	5:20	FG
12/09	at Vikings	11	26	6:11	Miss FG	3	-4	2:35	Punt	7	40	3:17	Miss FG	7	10	2:49	FG
12/19	Titans	4	18	1:37	Punt	3	1	1:16	Punt	3	2	2:07	Punt	5	24	3:34	Punt
12/26	at Chiefs	5	8	2:43	Punt	2	10	0:42	FUM	14	73	8:10	TD	3	4	1:34	Punt
01/03	Browns	5	14	2:46	Punt	11	66	4:16	FG	5	18	1:31	Punt	3	6	2:24	Punt
01/09	at Ravens	3	6	2:17	Punt	8	50	4:51	FG	5	19	2:46	FUM	5	68	2:28	TD

STEELERS

DATE	OPPONENT	STARTING QB	POSS	TO	PAT	2-PTM	2-PT	FG	FGA	MG	68K	FG	PUNT	INT	FUM	SA	FD	WNS	HE	GM	PTS	TD	% SCORE	PTS/POSS
9/12	at Buffalo	Roethlisberger	11	1	2	0	0	3	3	0	0	5	0	0	0	1	1	16	9.1	36.4		1.45		
9/19	Las Vegas	Roethlisberger	11	2	2	0	0	1	1	0	0	4	1	0	0	1	1	17	18.2	27.3		1.55		
9/26	Cincinnati	Roethlisberger	11	1	1	0	0	1	2	1	0	4	2	0	0	2	0	10	9.1	18.2		0.91		
10/3	at Green Bay	Roethlisberger	11	2	2	0	0	1	1	0	0	3	1	1	0	2	1	17	18.2	27.3		1.55		
10/10	Denver	Roethlisberger	10	3	3	0	0	2	2	0	0	2	0	1	0	0	1	27	30.0	50.0		2.70		
10/17	Seattle	Roethlisberger	13	2	2	0	0	3	3	0	0	7	0	1	0	0	0	23	15.4	38.5		1.77		
10/31	at Cleveland	Roethlisberger	10	2	0	2	0	1	1	0	0	4	0	0	0	2	1	0	15	20.0	30.0		1.50	
11/8	Chicago	Roethlisberger	12	3	2	0	0	3	3	0	0	5	0	1	0	0	1	29	25.0	50.0		2.42		
11/14	Detroit	Rudolph	14	1	1	0	0	3	3	0	0	6	1	2	0	0	1	16	7.1	28.6		1.14		
11/21	at L.A. Chargers	Roethlisberger	11	4	4	0	0	3	3	0	0	1	0	0	0	2	1	0	37	36.4	63.6		3.36	
11/28	at Cincinnati	Roethlisberger	12	1	1	0	0	1	1	0	0	5	2	1	0	0	1	1	10	8.3	16.7		0.83	
12/5	Baltimore	Roethlisberger	10	2	1	1	1	2	2	0	0	5	0	0	0	0	0	1	20	20.0	40.0		2.00	
12/9	at Minnesota	Roethlisberger	14	4	3	2	1	0	1	1	0	6	1	0	0	0	1	1	28	28.6	28.6		2.00	
12/19	Tennessee	Roethlisberger	12	1	1	0	0	4	5	1	0	5	0	0	0	0	0	1	19	8.3	41.7		1.58	
12/26	at Kansas City	Roethlisberger	11	1	1	0	0	1	2	1	0	2	1	2	0	1	1	10	9.1	18.2		0.91		
1/3	Cleveland	Roethlisberger	14	2	2	0	0	4	4	0	0	5	1	0	0	1	0	1	26	14.3	42.9		1.86	
1/9	at Baltimore	Roethlisberger	15	1	1	0	0	3	3	0	0	8	1	0	0	0	2	0	16	6.7	26.7		1.07	
2021 TOTALS			202	33	29	5	2	36	40	4	0	77	11	9	0	11	13	9	336	16.3	34.2		1.66	

STEELERS 2021 REGULAR SEASON SCORING DRIVES												
DATE	OPPONENT	ACQUIRED	DRIVE START	PLAYS	YARDS	Q/TIME	FIRST DOWNS	SCORING PLAY	PIT	OPP		
09/12	at Buffalo	Kickoff	PIT 25	10	69	Q3:4:37	4	C. Boswell: 24-yard FG	3	10		
		Downs	PIT 36	11	62	Q3:4:01	3	C. Boswell: 20-yard FG	6	10		
		Downs	PIT 48	4	52	Q4:2:23	3	D. Johnson: 5-yard pass from B. Roethlisberger	13	10		
		Kickoff	PIT 25	9	48	Q4:2:41	3	C. Boswell: 45-yard FG	23	13		
09/19	Las Vegas	Kickoff	PIT 25	7	75	Q2:3:09	4	J. Smith-Schuster: 3-yard run	7	6		
		Punt	PIT 20	5	80	Q4:1:41	2	N. Harris: 25-yard pass from B. Roethlisberger	14	16		
		Punt	PIT 32	8	30	Q4:2:09	2	C. Boswell: 56-yard FG	17	23		
09/26	Cincinnati	Punt	PIT 14	15	86	Q2:8:32	7	P. Freiermuth: 4-yard pass from B. Roethlisberger	7	7		
		Punt	PIT 4	18	88	Q3:9:03	5	Q4: C. Boswell: 26-yard FG	10	24		
10/03	at Green Bay	Kickoff	PIT 25	8	75	Q1:4:56	3	D. Johnson: 45-yard pass from B. Roethlisberger	7	0		
		Kickoff	PIT 25	10	41	Q2:5:14	3	C. Boswell: 52-yard FG	10	14		
		Downs	PIT 35	8	65	Q4:2:53	5	N. Harris: 1-yard run	17	27		
10/10	Denver	Kickoff	PIT 15	6	85	Q1:2:58	2	D. Johnson: 50-yard pass from B. Roethlisberger	7	0		
		Kickoff	PIT 25	9	45	Q1:4:01	3	Q2: C. Boswell: 48-yard FG	10	3		
		Kickoff	PIT 25	6	75	Q2:3:35	3	N. Harris: 1-yard run	17	6		
		Punt	PIT 14	14	86	Q3:7:16	5	C. Claypool: 18-yard pass from B. Roethlisberger	24	6		
		Kickoff	PIT 25	7	49	Q4:3:17	2	C. Boswell: 43-yard FG	27	19		
10/17	Seattle	Punt	PIT 46	8	54	Q2:4:10	4	N. Harris: 5-yard pass from B. Roethlisberger	7	0		
		Punt	PIT 16	14	84	Q2:6:59	7	E. Ebron: 1-yard run	14	0		
		Kickoff	PIT 25	9	66	Q3:4:09	3	C. Boswell: 27-yard FG	17	7		
		Punt	PIT 26	9	40	Q4:3:49	3	C. Boswell: 52-yard FG	20	17		
		Fumble	SEA 16	3	-3	OT:1:26	0	C. Boswell: 37-yard FG	23	20		
10/31	at Cleveland	Downs	PIT 40	10	47	Q2:5:36	2	C. Boswell: 31-yard FG	3	3		
		Kickoff	PIT 22	12	78	Q3:5:57	5	N. Harris: 8-yard run	9	10		
		Punt	PIT 17	13	83	Q3:5:38	7	Q4: P. Freiermuth: 2-yard pass from B. Roethlisberger	15	10		
11/08	Chicago	Punt	PIT 41	6	59	Q1:3:20	4	N. Harris: 10-yard run	7	0		
		Interception	CHI 36	9	36	Q1:3:41	3	Q2: P. Freiermuth: 4-yard pass from B. Roethlisberger	14	0		
		Kickoff	PIT 25	9	75	Q3:5:35	4	P. Freiermuth: 10-yard pass from B. Roethlisberger	20	6		
		Kickoff	PIT 25	4	39	Q4:2:23	1	C. Boswell: 54-yard FG	23	13		
		Kickoff	PIT 25	11	41	Q4:3:39	3	C. Boswell: 52-yard FG	26	20		
		Kickoff	PIT 25	7	52	Q4:1:20	2	C. Boswell: 40-yard FG	29	27		
11/14	Detroit	Kickoff	PIT 17	10	83	Q1:5:20	5	J. Washington: 9-yard pass from M. Rudolph	7	0		
		Kickoff	PIT 25	13	73	Q2:8:21	4	C. Boswell: 20-yard FG	10	7		
		Kickoff	PIT 26	13	69	Q3:3:43	4	C. Boswell: 23-yard FG	13	16		
		Punt	50 yard line	6	17	Q4:3:21	1	C. Boswell: 51-yard FG	16	16		
11/21	at L.A. Chargers	Kickoff	PIT 25	13	57	Q1:6:31	4	C. Boswell: 36-yard FG	3	0		
		Kickoff	PIT 36	7	64	Q2:2:33	4	D. Johnson: 10-yard pass from B. Roethlisberger	10	14		
		Kickoff	PIT 25	10	57	Q3:4:30	2	Q4: C. Boswell: 36-yard FG	13	27		
		Blocked Punt	LAC 3	4	3	Q4:0:58	2	N. Harris: 1-yard run	20	27		
		Kickoff	PIT 25	9	75	Q4:3:59	4	E. Ebron: 5-yard pass from B. Roethlisberger	27	34		
		Interception	LAC 11	2	11	Q4:0:13	2	P. Freiermuth: 5-yard pass from B. Roethlisberger	34	34		
		Downs	LAC 34	4	7	Q4:0:19	0	C. Boswell: 45-yard FG	37	34		
11/28	at Cincinnati	Kickoff	PIT 25	8	53	Q1:3:44	2	C. Boswell: 40-yard FG	3	10		
		Punt	PIT 31	9	69	Q4:3:12	4	P. Freiermuth: 15-yard pass from B. Roethlisberger	10	41		
12/05	Baltimore	Punt	PIT 13	9	52	Q2:1:21	3	C. Boswell: 53-yard FG	3	7		
		Punt	PIT 22	4	78	Q3:1:38	2	Q4: D. Johnson: 29-yard pass from B. Roethlisberger	9	10		
		Kickoff	PIT 25	10	50	Q4:3:33	3	C. Boswell: 43-yard FG	12	13		
		Punt	PIT 31	11	69	Q4:4:33	5	D. Johnson: 5-yard pass from B. Roethlisberger	20	13		
12/09	at Minnesota	Kickoff	PIT 25	10	75	Q3:4:04	5	N. Harris: 3-yard pass from B. Roethlisberger	7	29		
		Interception	MIN 42	7	42	Q3:2:14	4	Q4: N. Harris: 1-yard run	14	29		
		Punt	PIT 31	3	69	Q4:1:06	2	J. Washington: 30-yard pass from B. Roethlisberger	20	29		
		Interception	MIN 21	2	21	Q4:0:44	1	P. Freiermuth: 15-yard pass from B. Roethlisberger	28	36		
12/19	Tennessee	Fumble	TEN 36	5	18	Q2:2:11	1	C. Boswell: 36-yard FG	3	10		
		Punt	PIT 37	8	63	Q3:5:59	5	B. Roethlisberger: 1-yard run	10	13		
		Fumble	TEN 41	7	31	Q3:2:26	2	Q4: C. Boswell: 28-yard FG	13	13		
		Interception	TEN 31	4	4	Q4:1:56	0	C. Boswell: 46-yard FG	16	13		
		Fumble	TEN 35	4	5	Q4:2:07	0	C. Boswell: 48-yard FG	19	13		
12/26	at Kansas City	Kickoff	PIT 30	15	54	Q3:5:19	4	C. Boswell: 34-yard FG	3	30		
		Kickoff	PIT 15	17	85	Q4:6:47	6	D. Johnson: 15-yard pass from B. Roethlisberger	10	36		
01/03	Cleveland	Punt	PIT 34	10	66	Q2:4:14	5	D. Johnson: 5-yard pass from B. Roethlisberger	7	0		
		Interception	CLE 43	11	39	Q2:4:01	3	C. Boswell: 22-yard FG	10	0		
		Punt	PIT 22	11	66	Q3:4:16	3	C. Boswell: 30-yard FG	13	0		
		Punt	PIT 43	8	25	Q4:3:50	2	C. Boswell: 50-yard FG	16	7		
		Punt	CLE 37	4	7	Q4:1:35	0	C. Boswell: 48-yard FG	19	7		
		Kickoff	CLE 45	3	45	Q4:0:19	1	N. Harris: 37-yard run	26	14		
01/09	at Baltimore	Fumble	BAL 39	7	29	Q1:3:51	2	C. Boswell: 28-yard FG	3	0		
		Kickoff	PIT 28	8	50	Q3:4:51	3	C. Boswell: 40-yard FG	6	10		
		Punt	50 yard line	10	50	Q4:5:13	4	C. Claypool: 6-yard pass from B. Roethlisberger	13	10		
		Punt	PIT 17	15	65	OT:4:28	5	C. Boswell: 36-yard FG	16	13		
AVG				8.6	53.0	3:44	3.1					

STEELERS OPPONENTS 2021 REGULAR SEASON SCORING DRIVES												
DATE	OPPONENT	ACQUIRED	DRIVE START	PLAYS	YARDS	Q/TIME	FIRST DOWNS	SCORING PLAY	PIT	OPP		
09/12	at Buffalo	Kickoff	PIT 24	4	5	Q1:11:30	0	T. Bass: 37-yard FG	0	3		
		Punt	BUF 9	13	91	Q2:5:39	5	G. Davis: 3-yard pass from J. Allen	0	10		
		Kickoff	BUF 26	9	67	Q4:4:22	3	T. Bass: 25-yard FG	20	13		
		Kickoff	BUF 36	10	40	Q4:1:56	4	T. Bass: 42-yard FG	23	16		
09/19	Las Vegas	Interception	PIT 39	5	12	Q1:2:34	1	D. Carlson: 46-yard FG	0	3		
		Downs	LV 38	8	47	Q2:3:58	2	D. Carlson: 33-yard FG	0	6		
		Kickoff	LV 25	13	53	Q2:6:23	5	D. Carlson: 41-yard FG	7	9		
		Punt	LV 18	7	82	Q3:4:09	4	F. Moreau: 9-yard pass from D. Carr	7	16		
		Kickoff	LV 25	5	75	Q4:1:40	2	H. Ruggs III: 61-yard pass from D. Carr	14	23		
		Kickoff	LV 27	7	46	Q4:3:22	2	D. Carlson: 45-yard FG	17	26		

09/26	Cincinnati	Interception	PIT 42	6	42	Q13:51	2	T. Boyd: 17-yard pass from J. Burrow	0	7
		Kickoff	CIN 25	3	75	Q2:07:27	3	J. Chase: 34-yard pass from J. Burrow	7	14
		Kickoff	CIN 20	10	55	Q3:16:13	4	E. McPherson: 43-yard FG	7	17
		Interception	PIT 19	3	19	Q3:11:33	2	J. Chase: 9-yard pass from J. Burrow	7	24
10/03	at Green Bay	Punt	GB 36	13	64	Q14:51	5	Q2: A. Rodgers: 4-yard run	7	7
		Fumble	PIT 23	4	23	Q2:11:33	1	R. Cobb: 23-yard pass from A. Rodgers	7	14
		Kickoff	GB 16	13	76	Q2:15:36	5	M. Crosby: 26-yard FG	10	17
		Kickoff	GB 25	12	64	Q3:15:29	4	M. Crosby: 29-yard FG	10	20
10/10	Denver	Punt	PIT 40	4	40	Q3:21:15	3	R. Cobb: 1-yard pass from A. Rodgers	10	27
		Fumble	PIT 29	4	8	Q1:21:14	0	B. McManus: 39-yard FG	7	3
		Punt	DEN 40	7	49	Q2:14:17	1	B. McManus: 29-yard FG	10	6
		Kickoff	DEN 25	14	75	Q3:17:26	5	Q4: K. Hinton: 2-yard pass from T. Bridgewater	24	13
10/17	Seattle	Punt	DEN 28	5	72	Q4:11:54	3	C. Sutton: 39-yard pass from T. Bridgewater	24	19
		Kickoff	SEA 25	10	75	Q3:15:05	6	A. Collins: 2-yard run	14	7
		Kickoff	SEA 40	6	60	Q3:21:44	3	W. Dissly: 1-yard pass from G. Smith	17	14
		Punt	SEA 42	8	36	Q3:13:26	2	Q4: J. Myers: 40-yard FG	17	17
10/31	at Cleveland	Kickoff	SEA 25	9	50	Q4:11:30	3	J. Myers: 43-yard FG	20	20
		Kickoff	CLE 25	13	63	Q1:16:51	4	C. McLaughlin: 30-yard FG	0	3
		Punt	CLE 14	8	86	Q3:14:19	6	D. Johnson: 10-yard run	3	10
		11/08	Chicago	Punt	CHI 36	12	52	Q2:14:32	3	C. Santos: 30-yard FG
Punt	CHI 7			10	89	Q3:14:59	4	C. Santos: 22-yard FG	14	6
Kickoff	CHI 18			6	82	Q3:21:51	4	Q4: D. Mooney: 15-yard run	20	13
Kickoff	CHI 25			7	75	Q4:11:06	3	D. Mooney: 16-yard pass from J. Fields	26	27
11/14	Detroit	Punt	PIT 39	3	39	Q2:21:28	2	J. Jefferson: 28-yard run	7	7
		Kickoff	DET 31	12	67	Q2:14:22	3	R. Santos: 20-yard FG	10	10
		Kickoff	DET 15	6	85	Q3:21:51	4	G. Igwebuike: 42-yard run	10	16
11/21	at L.A. Chargers	Kickoff	LAC 27	12	73	Q1:16:20	6	A. Ekeler: 6-yard run	3	7
		Downs	LAC 2	12	98	Q2:16:54	7	A. Ekeler: 10-yard pass from J. Herbert	3	14
		Kickoff	LAC 25	8	63	Q2:11:07	5	D. Hopkins: 30-yard FG	10	17
		Kickoff	LAC 30	6	70	Q3:13:10	4	A. Ekeler: 17-yard pass from J. Herbert	10	24
		Punt	LAC 26	11	51	Q3:16:28	4	D. Hopkins: 41-yard FG	10	27
		Kickoff	LAC 25	7	75	Q4:12:47	5	A. Ekeler: 5-yard run	20	34
		Kickoff	LAC 25	3	75	Q4:11:15	2	M. Williams: 53-yard pass from J. Herbert	37	41
11/28	at Cincinnati	Kickoff	CIN 25	10	75	Q1:15:31	5	J. Burrow: 8-yard run	0	7
		Interception	PIT 5	4	-8	Q1:11:55	0	E. McPherson: 31-yard FG	0	10
		Kickoff	CIN 25	6	75	Q1:13:02	4	Q2: T. Higgins: 32-yard pass from J. Burrow	3	17
		Punt	CIN 16	14	84	Q2:17:35	6	J. Mixon: 1-yard run	3	24
		Fumble	PIT 45	8	12	Q3:13:48	1	E. McPherson: 51-yard FG	3	34
		Punt	CIN 35	5	65	Q3:21:57	4	Q4: J. Mixon: 1-yard run	3	41
12/05	Baltimore	Punt	BAL 1	16	99	Q1:10:27	7	Q2: D. Freeman: 3-yard run	0	7
		Punt	BAL 42	10	41	Q3:15:20	3	J. Tucker: 35-yard FG	3	10
		Kickoff	BAL 38	5	51	Q4:12:10	1	J. Tucker: 28-yard FG	9	13
		Kickoff	BAL 40	8	60	Q4:11:36	4	S. Watkins: 6-yard pass from L. Jackson	20	19
12/09	at Minnesota	Missed FG	MIN 39	5	61	Q1:21:01	3	J. Jefferson: 14-yard pass from K. Cousins	0	6
		Punt	MIN 43	7	37	Q1:21:02	2	Q2: G. Joseph: 38-yard FG	0	9
		Punt	MIN 22	5	78	Q2:13:06	4	D. Cook: 29-yard run	0	16
		Punt	MIN 40	12	60	Q2:15:19	4	D. Cook: 7-yard run	0	23
		Punt	PIT 34	7	10	Q3:12:49	1	G. Joseph: 42-yard FG	0	26
		Interception	PIT 30	6	23	Q3:12:07	2	G. Joseph: 25-yard FG	0	29
		Kickoff	MIN 25	3	75	Q4:11:20	2	K. Osborn: 62-yard pass from K. Cousins	20	36
12/19	Tennessee	Punt	PIT 25	6	25	Q1:12:29	3	R. Tannehill: 1-yard run	0	7
		Punt	TEN 47	11	45	Q1:14:54	3	R. Bullock: 26-yard FG	0	10
		Kickoff	TEN 22	19	64	Q2:10:17	6	R. Bullock: 32-yard FG	3	13
12/26	at Kansas City	Punt	KC 27	14	73	Q1:18:10	7	C. Edwards-Helaire: 1-yard run	0	7
		Interception	PIT 49	6	49	Q1:12:54	3	B. Pringle: 5-yard pass from P. Mahomes	0	14
		Punt	KC 20	10	54	Q2:15:01	3	E. Fry: 44-yard FG	0	17
		Missed FG	KC 26	6	74	Q2:15:20	3	M. Hardman: 8-yard pass from P. Mahomes	0	23
		Fumble	KC 49	7	51	Q3:13:51	4	B. Pringle: 16-yard pass from P. Mahomes	0	30
		Kickoff	KC 25	12	59	Q3:16:37	4	Q4: E. Fry: 34-yard FG	3	33
		Fumble	PIT 7	4	-5	Q4:12:02	0	E. Fry: 30-yard FG	3	36
01/03	Cleveland	Punt	PIT 48	4	48	Q3:12:02	2	D. Njoku: 3-yard pass from B. Mayfield	13	7
		Kickoff	CLE 24	17	76	Q4:14:38	7	H. Bryant: 1-yard pass from B. Mayfield	19	14
01/09	at Baltimore	Punt	PIT 40	8	34	Q2:11:35	3	J. Tucker: 24-yard FG	3	3
		Kickoff	BAL 32	5	68	Q3:12:28	3	L. Murray: 46-yard run	3	10
		Kickoff	BAL 32	7	40	Q4:11:41	2	J. Tucker: 46-yard FG	13	13
AVG				8.2	56.0	3:45	3.4			

STEELERS			(AS OF JAN 11, 2022, 11:47 AM PST)			2021 : REGULAR SEASON		
PLAYS			NET YARDS			TIME		
DATE	OPPONENT	PLAYS	DATE	OPPONENT	NET YARDS	DATE	OPPONENT	TIME
9/26	Cincinnati	18 (field goal)	9/26	Cincinnati	88 (field goal) [PEN: -7, GROSS: 95]	9/26	Cincinnati	9:03 (field goal)
12/26	at Kansas City	17 (touchdown)	10/10	Denver	86 (touchdown) [PEN: 5, GROSS: 81]	11/14	Detroit	8:21 (field goal)
1/9	at Baltimore	15 (field goal)	12/26	at Kansas City	85 (touchdown) [PEN: 0, GROSS: 85]	10/10	Denver	7:16 (touchdown)
10/17	Seattle	14 (touchdown)	10/17	Seattle	84 (touchdown) [PEN: 20, GROSS: 64]	10/17	Seattle	6:59 (touchdown)
10/10	Denver	14 (touchdown)	12/9	at Minnesota	84 (end of game) [PEN: -10, GROSS: 94]	12/26	at Kansas City	6:47 (touchdown)
11/21	at L.A. Chargers	13 (field goal)	10/31	at Cleveland	83 (touchdown) [PEN: -5, GROSS: 88]	11/21	at L.A. Chargers	6:33 (downs)
11/14	Detroit	13 (field goal)	11/14	Detroit	83 (touchdown) [PEN: 29, GROSS: 54]	12/9	at Minnesota	6:11 (missed fg)
11/14	Detroit	13 (field goal)	9/19	Las Vegas	80 (touchdown) [PEN: 0, GROSS: 80]	10/31	at Cleveland	5:57 (touchdown)
10/31	at Cleveland	13 (touchdown)	12/5	Baltimore	78 (touchdown) [PEN: 0, GROSS: 78]	11/8	Chicago	5:35 (touchdown)
12/9	at Minnesota	12 (end of game)	10/3	at Green Bay	75 (touchdown) [PEN: 0, GROSS: 75]	10/3	at Green Bay	5:14 (field goal)
12/5	Baltimore	11 (touchdown)	11/8	Chicago	75 (touchdown) [PEN: 0, GROSS: 75]	1/9	at Baltimore	5:13 (touchdown)
11/8	Chicago	11 (field goal)	11/21	at L.A. Chargers	75 (touchdown) [PEN: 0, GROSS: 75]	1/3	Cleveland	4:45 (downs)
9/12	at Buffalo	11 (field goal)	11/28	at Cincinnati	69 (touchdown) [PEN: 0, GROSS: 69]	9/19	Las Vegas	4:38 (downs)
1/3	Cleveland	11 (field goal)	9/12	at Buffalo	69 (field goal) [PEN: 5, GROSS: 64]	9/12	at Buffalo	4:37 (field goal)
1/3	Cleveland	11 (field goal)	1/3	Cleveland	66 (field goal) [PEN: 5, GROSS: 61]	12/5	Baltimore	4:33 (touchdown)
10/3	at Green Bay	10 (field goal)	1/3	Cleveland	66 (touchdown) [PEN: 20, GROSS: 46]	12/19	Tennessee	3:59 (touchdown)
9/19	Las Vegas	10 (downs)	1/9	at Baltimore	63 (field goal) [PEN: 0, GROSS: 65]	11/28	at Cincinnati	3:57 (punt)
11/28	at Cincinnati	9 (touchdown)	12/19	Tennessee	63 (touchdown) [PEN: 24, GROSS: 39]	--	--	--
12/19	Tennessee	8 (touchdown)	--	--	--	--	--	--

DATE	OPPONENT	OFFENSE	DEFENSE
09/12	at Buffalo	FG - 24 yards FG - 20 yards TD - Pass	FG - 37 yards TD - Pass FG - 25 yards FG - 42 yards
09/19	Las Vegas	TD - Run	FG - 33 yards FG - 41 yards TD - Pass
09/26	Cincinnati	TD - Pass FG - 26 yards Downs	TD - Pass TD - Pass
10/03	at Green Bay	TD - Run	TD - Run FG - 26 yards FG - 29 yards TD - Pass
10/10	Denver	TD - Run TD - Pass	FG - 29 yards TD - Pass Interception
10/17	Seattle	TD - Pass TD - Run FG - 27 yards FG - 37 yards	TD - Run TD - Pass FG - 40 yards
10/31	at Cleveland	FG - 31 yards Downs TD - Run TD - Pass	FG - 30 yards TD - Run
11/08	Chicago	TD - Run TD - Pass TD - Pass	FG - 30 yards FG - 22 yards TD - Run TD - Pass
11/14	Detroit	TD - Pass FG - 20 yards FG - 23 yards	FG - 20 yards
11/21	at L.A. Chargers	FG - 36 yards Downs TD - Pass FG - 36 yards TD - Run TD - Pass TD - Pass	TD - Run TD - Pass FG - 30 yards TD - Pass FG - 41 yards TD - Run End of Game
11/28	at Cincinnati	TD - Pass	TD - Run FG - 31 yards TD - Run TD - Run
12/05	Baltimore	TD - Pass	Interception TD - Run FG - 35 yards FG - 28 yards TD - Pass
12/09	at Minnesota	TD - Pass TD - Run TD - Pass End of Game	TD - Pass TD - Run FG - 25 yards
12/19	Tennessee	FG - 36 yards TD - Run FG - 28 yards	TD - Run FG - 26 yards FG - 32 yards Downs
12/26	at Kansas City	Missed FG FG - 34 yards TD - Pass End of Game	TD - Run TD - Pass TD - Pass TD - Pass FG - 34 yards FG - 30 yards
01/03	Cleveland	TD - Pass FG - 22 yards FG - 30 yards	TD - Pass TD - Pass
01/09	at Baltimore	FG - 28 yards TD - Pass FG - 36 yards	FG - 24 yards Interception

OFFENSE DEFENSE		
Inside the 20	50	59
Scores	44	54
Touchdowns	27	30
Field Goals	17	24
Total Points in 20	239	279
Fumbles	0	0
Interceptions	0	3
Missed Field Goals	1	0
Lost on Downs	3	1
End of Half/Game	2	1
TDs Outside	6	11
Red-Zone Percentage	54.0	50.8

STEELERS 2021 REGULAR SEASON INSIDE 20 EFFICIENCY																		
STEELERS																		
Date	Opponent	Pos	TD	PAT	2-Pt.	Miss PAT	FG	FGA	Blk/ MFG	INT	Fum	Dwns	Half	Drive Ends Game	Pts	TD%	Score Pct.	Pts/Poss
09/12	at Buffalo	3	1	1	0	0	2	2	0	0	0	0	0	0	13	33.3	100.0	4.3
09/19	Las Vegas	1	1	1	0	0	0	0	0	0	0	0	0	0	7	100.0	100.0	7.0
09/26	Cincinnati	3	1	1	0	0	1	1	0	0	0	1	0	0	10	33.3	66.7	3.3
10/03	at Green Bay	1	1	1	0	0	0	0	0	0	0	0	0	0	7	100.0	100.0	7.0
10/10	Denver	2	2	2	0	0	0	0	0	0	0	0	0	0	14	100.0	100.0	7.0
10/17	Seattle	4	2	2	0	0	2	2	0	0	0	0	0	0	20	50.0	100.0	5.0
10/31	at Cleveland	4	2	0	0	0	1	1	0	0	0	1	0	0	15	50.0	75.0	3.8
11/08	Chicago	3	3	2	0	1	0	0	0	0	0	0	0	0	20	100.0	100.0	6.7
11/14	Detroit	3	1	1	0	0	2	2	0	0	0	0	0	0	13	33.3	100.0	4.3
11/21	at L.A. Chargers	7	4	4	0	0	2	2	0	0	0	1	0	0	34	57.1	85.7	4.9
11/28	at Cincinnati	1	1	1	0	0	0	0	0	0	0	0	0	0	7	100.0	100.0	7.0
12/05	Baltimore	1	1	0	1	0	0	0	0	0	0	0	0	0	8	100.0	100.0	8.0
12/09	at Minnesota	4	3	2	1	0	0	0	0	0	0	0	0	1	22	75.0	75.0	5.5
12/19	Tennessee	3	1	1	0	0	2	2	0	0	0	0	0	0	13	33.3	100.0	4.3
12/26	at Kansas City	4	1	1	0	0	1	2	1	0	0	0	0	1	10	25.0	50.0	2.5
01/03	Cleveland	3	1	1	0	0	2	2	0	0	0	0	0	0	13	33.3	100.0	4.3
01/09	at Baltimore	3	1	1	0	0	2	2	0	0	0	0	0	0	13	33.3	100.0	4.3
TOTALS		50	27	22	2	1	17	18	1	0	0	3	0	2	239	54.0	88.0	4.8

OPPONENT 2021 REGULAR SEASON INSIDE 20 EFFICIENCY																		
OPPONENT																		
Date	Opponent	Pos	TD	PAT	2-Pt.	Miss PAT	FG	FGA	Blk/ MFG	INT	Fum	Dwns	Half	Drive Ends Game	Pts	TD%	Score Pct.	Pts/Poss
09/12	at Buffalo	4	1	1	0	0	3	3	0	0	0	0	0	0	16	25.0	100.0	4.0
09/19	Las Vegas	3	1	1	0	0	2	2	0	0	0	0	0	0	13	33.3	100.0	4.3
09/26	Cincinnati	2	2	2	0	0	0	0	0	0	0	0	0	0	14	100.0	100.0	7.0
10/03	at Green Bay	4	2	2	0	0	2	2	0	0	0	0	0	0	20	50.0	100.0	5.0
10/10	Denver	3	1	1	0	0	1	1	0	1	0	0	0	0	10	33.3	66.7	3.3
10/17	Seattle	3	2	2	0	0	1	1	0	0	0	0	0	0	17	66.7	100.0	5.7
10/31	at Cleveland	2	1	1	0	0	1	1	0	0	0	0	0	0	10	50.0	100.0	5.0
11/08	Chicago	4	2	2	0	0	2	2	0	0	0	0	0	0	20	50.0	100.0	5.0
11/14	Detroit	1	0	0	0	0	1	1	0	0	0	0	0	0	3	0.0	100.0	3.0
11/21	at L.A. Chargers	7	4	4	0	0	2	2	0	0	0	0	0	1	34	57.1	85.7	4.9
11/28	at Cincinnati	4	3	3	0	0	1	1	0	0	0	0	0	0	24	75.0	100.0	6.0
12/05	Baltimore	5	2	1	0	0	2	2	0	1	0	0	0	0	19	40.0	80.0	3.8
12/09	at Minnesota	3	2	1	0	1	1	1	0	0	0	0	0	0	16	66.7	100.0	5.3
12/19	Tennessee	4	1	1	0	0	2	2	0	0	0	1	0	0	13	25.0	75.0	3.3
12/26	at Kansas City	6	4	3	0	1	2	2	0	0	0	0	0	0	33	66.7	100.0	5.5
01/03	Cleveland	2	2	2	0	0	0	0	0	0	0	0	0	0	14	100.0	100.0	7.0
01/09	at Baltimore	2	0	0	0	0	1	1	0	1	0	0	0	0	3	0.0	50.0	1.5
TOTALS		59	30	27	0	2	24	24	0	3	0	1	0	1	279	50.8	91.5	4.7

STEELERS 2021 REGULAR SEASON YARDS GAINED BY DOWN																									
		STEELERS												OPPONENT											
		1ST DOWN			2ND DOWN			3RD DOWN			4TH DOWN			1ST DOWN			2ND DOWN			3RD DOWN			4TH DOWN		
Date	Opponent	Att	Yds	Avg	Att	Yds	Avg	Att	Yds	Avg	Att	Yds	Avg	Att	Yds	Avg	Att	Yds	Avg	Att	Yds	Avg	Att	Yds	Avg
09/12	at Buffalo	24	96	4.0	19	105	5.5	12	51	4.3	0	0	0.0	31	135	4.4	27	151	5.6	18	78	4.3	3	7	2.3
09/19	Las Vegas	23	91	4.0	20	130	6.5	12	110	9.2	1	0	0.0	30	189	6.3	20	114	5.7	13	120	9.2	1	2	2.0
09/26	Cincinnati	31	106	3.4	25	136	5.4	19	108	5.7	2	-1	-0.5	21	164	7.8	12	33	2.8	9	71	7.9	0	0	0.0
10/03	at Green Bay	25	111	4.4	20	121	6.1	11	49	4.5	2	1	0.5	31	134	4.3	25	150	6.0	15	83	5.5	1	0	0.0
10/10	Denver	26	90	3.5	23	179	7.8	12	122	10.2	0	0	0.0	24	143	6.0	18	87	4.8	12	112	9.3	4	32	8.0
10/17	Seattle	33	165	5.0	24	102	4.3	14	78	5.6	0	0	0.0	30	126	4.2	22	150	6.8	12	33	2.8	0	0	0.0
10/31	at Cleveland	30	150	5.0	22	151	6.9	13	73	5.6	3	3	1.0	26	135	5.2	20	110	5.5	10	62	6.2	2	-1	-0.5
11/08	Chicago	26	144	5.5	21	73	3.5	17	67	3.9	2	3	1.5	29	242	8.3	17	87	5.1	12	85	7.1	0	0	0.0
11/14	Detroit	35	127	3.6	29	169	5.8	17	91	5.4	0	0	0.0	28	179	6.4	20	37	1.9	18	78	4.3	3	12	4.0
11/21	at L.A. Chargers	27	110	4.1	21	97	4.6	15	93	6.2	2	0	0.0	35	288	8.2	21	94	4.5	12	151	12.6	1	0	0.0
11/28	at Cincinnati	26	127	4.9	20	73	3.7	13	101	7.8	0	0	0.0	31	232	7.5	22	80	3.6	11	56	5.1	1	2	2.0
12/05	Baltimore	25	141	5.6	20	110	5.5	12	70	5.8	0	0	0.0	30	90	3.0	23	114	5.0	16	122	7.6	0	0	0.0
12/09	at Minnesota	31	156	5.0	23	185	8.0	13	20	1.5	2	14	7.0	30	240	8.0	22	145	6.6	14	70	5.0	1	3	3.0
12/19	Tennessee	21	105	5.0	13	42	3.2	11	21	1.9	0	0	0.0	32	139	4.3	26	101	3.9	18	71	3.9	2	7	3.5
12/26	at Kansas City	29	93	3.2	25	154	6.2	13	49	3.8	3	18	6.0	31	161	5.2	24	164	6.8	11	54	4.9	1	2	2.0
01/03	Cleveland	31	73	2.4	28	134	4.8	18	91	5.1	2	1	0.5	26	111	4.3	21	71	3.4	17	35	2.1	3	15	5.0
01/09	at Baltimore	33	95	2.9	24	115	4.8	17	94	5.5	1	10	10.0	33	263	8.0	22	77	3.5	14	39	2.8	1	2	2.0
TOTALS		476	1,980	4.2	377	2,076	5.5	239	1,288	5.4	20	49	2.5	498	2,971	6.0	362	1,765	4.9	232	1,320	5.7	24	83	3.5

STEELERS 2021 REGULAR SEASON THIRD DOWN EFFICIENCY

STEELERS												
Date	Opponent	3rd & 1	3rd & 2	3rd & 3	3rd & 4	3rd & 5	3rd & 6	3rd & 7	3rd & 8	3rd & 9	3rd & 10+	Total
09/12	at Buffalo	1/1	1/1	0/0	1/4	0/1	0/1	0/0	1/1	0/0	0/3	4/12
09/19	Las Vegas	0/0	1/1	0/0	0/1	1/1	0/1	0/0	2/2	0/1	1/5	5/12
09/26	Cincinnati	0/0	3/4	0/0	2/3	2/2	0/2	0/0	0/0	0/0	2/8	9/19
10/03	at Green Bay	1/1	1/1	1/1	1/3	0/2	0/1	0/0	0/1	0/0	0/1	4/11
10/10	Denver	1/1	2/3	2/2	0/0	0/1	0/0	1/2	0/0	0/0	1/3	7/12
10/17	Seattle	1/1	1/1	1/1	1/2	0/0	0/1	0/1	0/1	0/2	1/4	5/14
10/31	at Cleveland	0/0	1/2	0/0	0/0	2/3	0/0	0/0	0/2	1/1	0/5	4/13
11/08	Chicago	2/5	0/2	0/1	1/1	0/0	0/0	2/2	1/2	0/0	0/4	6/17
11/14	Detroit	1/1	0/0	1/2	1/3	0/2	1/1	0/1	2/3	1/1	0/3	7/17
11/21	at L.A. Chargers	0/0	3/4	2/3	0/1	2/4	1/1	0/0	0/1	0/0	0/1	8/15
11/28	at Cincinnati	0/1	2/2	0/0	0/0	0/0	1/2	2/3	0/0	1/1	1/4	7/13
12/05	Baltimore	2/3	2/3	0/0	0/0	1/1	0/0	0/0	0/2	0/0	0/3	5/12
12/09	at Minnesota	1/3	2/2	0/0	1/2	0/0	0/1	0/1	0/0	0/0	0/4	4/13
12/19	Tennessee	2/2	0/0	0/0	0/1	0/1	0/1	0/1	0/1	0/1	0/3	2/11
12/26	at Kansas City	1/1	0/0	0/0	2/6	0/0	1/1	0/1	1/1	0/0	0/3	5/13
01/03	Cleveland	0/0	2/3	1/3	0/1	0/0	0/1	2/2	0/1	0/2	0/5	5/18
01/09	at Baltimore	1/2	0/0	0/0	0/1	0/0	2/2	1/3	0/3	2/2	0/4	6/17
TOTALS		14/22	21/29	8/13	10/29	8/18	6/16	8/17	7/21	5/11	6/63	93/239
		63.6%	72.4%	61.5%	34.5%	44.4%	37.5%	47.1%	33.3%	45.5%	9.5%	38.9%
		3RD & 1-3: 43 / 64 = 67.2%			3RD & 4-6: 24 / 63 = 38.1%			3RD & 7-10+: 26 / 112 = 23.2%				

OPPONENT 2021 REGULAR SEASON THIRD DOWN EFFICIENCY

OPPONENT												
Date	Opponent	3rd & 1	3rd & 2	3rd & 3	3rd & 4	3rd & 5	3rd & 6	3rd & 7	3rd & 8	3rd & 9	3rd & 10+	Total
09/12	at Buffalo	1/2	0/0	3/5	0/0	1/3	0/1	0/0	1/2	1/1	1/4	8/18
09/19	Las Vegas	1/1	0/1	1/3	1/1	0/0	0/1	0/1	0/0	1/3	1/2	5/13
09/26	Cincinnati	0/1	1/1	1/1	0/0	0/0	0/0	0/0	1/2	0/0	0/4	3/9
10/03	at Green Bay	3/3	0/0	1/2	1/3	0/0	1/1	1/1	0/0	1/2	1/3	9/15
10/10	Denver	1/1	0/2	0/1	0/0	1/1	0/0	0/1	0/0	0/1	0/5	2/12
10/17	Seattle	1/2	0/1	0/0	0/2	0/1	0/0	1/1	1/1	0/0	0/4	3/12
10/31	at Cleveland	0/0	0/1	0/0	1/1	0/0	2/2	0/1	0/0	0/0	0/5	3/10
11/08	Chicago	1/2	2/2	0/0	0/0	0/2	0/0	0/0	1/1	0/1	0/4	4/12
11/14	Detroit	1/1	0/0	1/1	0/1	0/1	1/2	0/1	0/1	1/1	0/9	4/18
11/21	at L.A. Chargers	0/0	1/1	1/2	0/1	2/3	1/1	0/0	0/0	0/0	2/4	7/12
11/28	at Cincinnati	2/3	0/0	0/0	0/0	1/2	0/0	0/0	1/1	0/1	1/4	5/11
12/05	Baltimore	0/0	0/0	0/0	0/2	1/1	1/2	1/1	1/1	0/1	4/8	8/16
12/09	at Minnesota	1/2	1/1	0/0	0/1	1/1	0/0	0/2	0/1	1/1	1/5	5/14
12/19	Tennessee	4/4	0/0	0/1	1/2	0/1	0/2	1/1	1/1	0/1	1/5	8/18
12/26	at Kansas City	1/1	2/2	0/0	0/0	0/1	0/2	1/2	0/0	0/1	0/2	4/11
01/03	Cleveland	1/1	0/1	1/3	0/0	0/0	0/1	0/2	1/1	0/1	2/7	5/17
01/09	at Baltimore	0/1	1/3	0/0	0/1	1/1	1/2	0/1	0/2	0/1	0/2	3/14
TOTALS		18/25	8/16	9/19	4/15	8/18	7/17	5/15	8/14	5/16	14/77	86/232
		72.0%	50.0%	47.4%	26.7%	44.4%	41.2%	33.3%	57.1%	31.3%	18.2%	37.1%
		3RD & 1-3: 35 / 60 = 58.3%			3RD & 4-6: 19 / 50 = 38.0%			3RD & 7-10+: 32 / 122 = 26.2%				

2021 REGULAR SEASON FOURTH DOWN EFFICIENCY													
STEELERS							OPPONENT						
Date	Opponent	4th & 1	4th & 2	4th & 3	4th & 4	4th & 5+	Total	4th & 1	4th & 2	4th & 3	4th & 4	4th & 5+	Total
09/12	at Buffalo	0 / 0	0 / 0	0 / 0	0 / 0	0 / 0	0 / 0	0 / 1	0 / 0	0 / 0	0 / 0	1 / 2	1 / 3
09/19	Las Vegas	0 / 0	0 / 0	0 / 0	0 / 1	0 / 0	0 / 1	1 / 1	0 / 0	0 / 0	0 / 0	0 / 0	1 / 1
09/26	Cincinnati	0 / 0	0 / 1	0 / 0	0 / 0	0 / 1	0 / 2	0 / 0	0 / 0	0 / 0	0 / 0	0 / 0	0 / 0
10/03	at Green Bay	0 / 0	0 / 0	0 / 0	0 / 1	0 / 1	0 / 2	0 / 0	0 / 0	0 / 0	0 / 1	0 / 0	0 / 1
10/10	Denver	0 / 0	0 / 0	0 / 0	0 / 0	0 / 0	0 / 0	0 / 0	2 / 2	0 / 1	0 / 0	1 / 1	3 / 4
10/17	Seattle	0 / 0	0 / 0	0 / 0	0 / 0	0 / 0	0 / 0	0 / 0	0 / 0	0 / 0	0 / 0	0 / 0	0 / 0
10/31	at Cleveland	1 / 1	1 / 1	0 / 0	0 / 0	0 / 2	2 / 4	0 / 1	0 / 0	0 / 0	0 / 0	0 / 1	0 / 2
11/08	Chicago	2 / 2	0 / 0	0 / 0	0 / 0	0 / 0	2 / 2	0 / 0	0 / 0	0 / 0	0 / 0	0 / 0	0 / 0
11/14	Detroit	0 / 0	0 / 0	0 / 0	0 / 0	0 / 0	0 / 0	2 / 2	0 / 0	0 / 0	0 / 0	0 / 0	2 / 2
11/21	at L.A. Chargers	0 / 0	0 / 1	0 / 0	0 / 0	0 / 1	0 / 2	0 / 1	0 / 0	0 / 0	0 / 0	0 / 0	0 / 1
11/28	at Cincinnati	0 / 0	0 / 0	0 / 0	0 / 0	0 / 0	0 / 0	1 / 1	0 / 0	0 / 0	0 / 0	0 / 0	1 / 1
12/05	Baltimore	0 / 0	0 / 0	0 / 0	0 / 0	0 / 0	0 / 0	0 / 0	0 / 0	0 / 0	0 / 0	0 / 0	0 / 0
12/09	at Minnesota	1 / 1	0 / 0	0 / 0	1 / 1	0 / 0	2 / 2	1 / 1	0 / 0	0 / 0	0 / 0	0 / 0	1 / 1
12/19	Tennessee	0 / 0	0 / 0	0 / 0	0 / 0	0 / 0	0 / 0	1 / 1	0 / 0	0 / 0	0 / 0	0 / 1	1 / 2
12/26	at Kansas City	0 / 1	1 / 1	0 / 0	1 / 1	0 / 0	2 / 3	1 / 1	0 / 0	0 / 0	0 / 0	0 / 0	1 / 1
01/03	Cleveland	1 / 1	0 / 0	0 / 0	0 / 0	0 / 1	1 / 2	0 / 0	1 / 1	0 / 1	0 / 0	0 / 1	1 / 3
01/09	at Baltimore	0 / 0	0 / 0	0 / 0	0 / 0	1 / 1	1 / 1	1 / 1	0 / 1	0 / 0	0 / 0	0 / 0	1 / 2
TOTALS		5 / 6	2 / 4	0 / 0	2 / 4	1 / 7	10 / 21	8 / 11	3 / 4	0 / 2	0 / 1	2 / 6	13 / 24
		83.3%	50.0%	0.0%	50.0%	14.3%	47.6%	72.7%	75.0%	0.0%	0.0%	33.3%	54.2%

2021 REGULAR SEASON PITTSBURGH STEELERS DEFENSIVE SUMMARIES
(THROUGH WEEK 18)

SEPTEMBER 12, 2021
STEELERS @ BUFFALO BILLS
W 23-16

TOP TACKLERS		SACKS		INTS		FORCED FUMBLES		RECOVERED FUMBLES	
PLAYER	NO.	PLAYER	NO.	PLAYER	NO.	PLAYER	NO.	PLAYER	NO.
D. Bush	10	T. Watt	2.0			D. Bush	1	C. Heyward	1
M. Fitzpatrick	10	C. Heyward	1.0			J. Haden	1		
J. Pierre	6					C. Heyward	1		
J. Schobert	6					T. Watt	1		
T. Alualu	5								
T. Edmunds	5								
J. Haden	5								
T. Norwood	5								
C. Sutton	5								
C. Heyward	4								
A. Highsmith	4								
T. Watt	3								
A. Maulet	2								
I. Buggs	1								
C. Davis	1								
M. Ingram III	1								
C. Wormley	1								

SEPTEMBER 19, 2021
STEELERS VS. LAS VEGAS RAIDERS
L 26-17

TOP TACKLERS		SACKS		INTS		FORCED FUMBLES		RECOVERED FUMBLES	
PLAYER	NO.	PLAYER	NO.	PLAYER	NO.	PLAYER	NO.	PLAYER	NO.
J. Schobert	10	M. Ingram III	1.0			T. Watt	1		
R. Spillane	10	T. Watt	1.0						
C. Heyward	7								
T. Edmunds	6								
M. Fitzpatrick	6								
J. Pierre	6								
A. Highsmith	4								
M. Ingram III	4								
T. Watt	4								
C. Sutton	3								
J. Jones	1								
J. Layne	1								
I. Loudermilk	1								
T. Norwood	1								
C. Wormley	1								

SEPTEMBER 26, 2021
STEELERS VS. CINCINNATI BENGALS
L 24-10

TOP TACKLERS		SACKS		INTS		FORCED FUMBLES		RECOVERED FUMBLES	
PLAYER	NO.	PLAYER	NO.	PLAYER	NO.	PLAYER	NO.	PLAYER	NO.
T. Edmunds	5			T. Edmunds	1				
C. Heyward	5								
J. Schobert	5								
M. Fitzpatrick	4								
C. Wormley	4								
I. Buggs	3								
M. Ingram III	3								
T. Norwood	3								
D. Bush	2								
J. Haden	2								
A. Maulet	2								
C. Sutton	2								
D. Tuszka	2								
I. Loudermilk	1								

OCTOBER 3, 2021
STEELERS @ GREEN BAY PACKERS
L 27-17

TOP TACKLERS		SACKS		INTS		FORCED FUMBLES		RECOVERED FUMBLES	
PLAYER	NO.	PLAYER	NO.	PLAYER	NO.	PLAYER	NO.	PLAYER	NO.
M. Fitzpatrick	8	T. Watt	2.0			C. Wormley	1	T. Watt	1
C. Heyward	8	D. Bush	1.0						
J. Schobert	8								
T. Edmunds	7								
D. Bush	6								
J. Haden	5								
A. Highsmith	5								
A. Maulet	4								
T. Watt	4								
C. Wormley	4								
I. Buggs	2								
M. Ingram III	1								
H. Mondeaux	1								
J. Pierre	1								
C. Sutton	1								

OCTOBER 10, 2021
STEELERS VS. DENVER BRONCOS
W 27-19

TOP TACKLERS		SACKS		INTS		FORCED FUMBLES		RECOVERED FUMBLES	
PLAYER	NO.	PLAYER	NO.	PLAYER	NO.	PLAYER	NO.	PLAYER	NO.
M. Fitzpatrick	10	D. Bush	1.0	J. Pierre	1				
T. Edmunds	7	H. Mondeaux	1.0						
J. Pierre	6								
J. Haden	5								
J. Schobert	5								
C. Heyward	3								
T. Watt	3								
A. Maulet	2								
T. Norwood	2								
R. Spillane	2								
I. Buggs	1								
D. Bush	1								
A. Highsmith	1								
M. Ingram III	1								
H. Mondeaux	1								
C. Wormley	1								

OCTOBER 17, 2021
STEELERS VS. SEATTLE SEAHAWKS
W 23-20 (OT)

TOP TACKLERS		SACKS		INTS		FORCED FUMBLES		RECOVERED FUMBLES	
PLAYER	NO.	PLAYER	NO.	PLAYER	NO.	PLAYER	NO.	PLAYER	NO.
M. Fitzpatrick	9	T. Watt	2.0			M. Fitzpatrick	1	D. Bush	1
C. Heyward	9	A. Highsmith	1.5			J. Pierre	1		
A. Highsmith	7	C. Heyward	1.0			T. Watt	1		
T. Watt	7	C. Wormley	0.5						
D. Bush	6								
C. Wormley	5								
T. Edmunds	3								
J. Haden	3								
A. Maulet	3								
T. Norwood	3								
J. Pierre	3								
C. Sutton	3								
J. Schobert	2								
R. Spillane	2								
I. Buggs	1								
I. Loudermilk	1								

OCTOBER 31, 2021
STEELERS @ CLEVELAND BROWNS
W 15-10

TOP TACKLERS		SACKS		INTS		FORCED FUMBLES		RECOVERED FUMBLES	
PLAYER	NO.	PLAYER	NO.	PLAYER	NO.	PLAYER	NO.	PLAYER	NO.
J. Schobert	9	T. Watt	1.5			J. Schobert	1	T. Watt	1
T. Watt	6	I. Loudermilk	1.0						
D. Bush	5	C. Wormley	1.0						
T. Edmunds	5	C. Heyward	0.5						
M. Fitzpatrick	4								
C. Heyward	4								
A. Highsmith	4								
A. Maulet	4								
C. Wormley	4								
C. Sutton	3								
J. Haden	2								
I. Loudermilk	2								
T. Norwood	2								
I. Buggs	1								
H. Mondeaux	1								
R. Spillane	1								
D. Tuszka	1								

NOVEMBER 8, 2021
STEELERS VS. CHICAGO BEARS
W 29-27

TOP TACKLERS		SACKS		INTS		FORCED FUMBLES		RECOVERED FUMBLES	
PLAYER	NO.	PLAYER	NO.	PLAYER	NO.	PLAYER	NO.	PLAYER	NO.
M. Fitzpatrick	8	T. Watt	3.0	C. Heyward	1				
T. Watt	7								
J. Schobert	5								
T. Edmunds	4								
A. Maulet	4								
D. Bush	3								
T. Charlton	3								
A. Highsmith	3								
C. Sutton	3								
I. Buggs	2								
C. Heyward	2								
H. Mondeaux	2								
J. Haden	1								
T. Norwood	1								
J. Pierre	1								
C. Wormley	1								

NOVEMBER 14, 2021
STEELERS VS. DETROIT LIONS
T 16-16 (OT)

TOP TACKLERS		SACKS		INTS		FORCED FUMBLES		RECOVERED FUMBLES	
PLAYER	NO.	PLAYER	NO.	PLAYER	NO.	PLAYER	NO.	PLAYER	NO.
J. Schobert	13	C. Heyward	2.0						
A. Highsmith	11	T. Edmunds	1.0						
D. Bush	9	T. Watt	1.0						
I. Buggs	5								
T. Edmunds	5								
M. Fitzpatrick	5								
C. Heyward	5								
J. Pierre	5								
T. Watt	5								
T. Charlton	3								
C. Wormley	3								
I. Loudermilk	2								
J. Haden	1								
M. Killebrew	1								
T. Norwood	1								

NOVEMBER 21, 2021
STEELERS @ LOS ANGELES CHARGERS
L 41-37

TOP TACKLERS		SACKS		INTS		FORCED FUMBLES		RECOVERED FUMBLES	
PLAYER	NO.	PLAYER	NO.	PLAYER	NO.	PLAYER	NO.	PLAYER	NO.
C. Sutton	10	A. Highsmith	1.5	C. Sutton	1				
T. Norwood	7	T. Charlton	0.5						
A. Highsmith	6								
J. Pierre	5								
D. Bush	4								
T. Edmunds	4								
J. Schobert	4								
C. Wormley	4								
A. Maulet	3								
D. Archibong	2								
T. Charlton	2								
C. Heyward	2								
K. Joseph	2								
A. Witherspoon	2								
I. Buggs	1								
R. Spillane	1								
D. Tuszka	1								

NOVEMBER 28, 2021
STEELERS @ CINCINNATI BENGALS
L 41-10

TOP TACKLERS		SACKS		INTS		FORCED FUMBLES		RECOVERED FUMBLES	
PLAYER	NO.	PLAYER	NO.	PLAYER	NO.	PLAYER	NO.	PLAYER	NO.
J. Schobert	10	C. Heyward	1.0	M. Fitzpatrick	1				
M. Fitzpatrick	9	C. Wormley	1.0						
C. Heyward	8								
T. Edmunds	6								
A. Maulet	6								
D. Bush	5								
A. Highsmith	5								
J. Pierre	4								
C. Sutton	4								
C. Wormley	4								
T. Charlton	2								
H. Mondeaux	2								
D. Tuszka	2								
T. Watt	2								
I. Loudermilk	1								
T. Norwood	1								
R. Spillane	1								
A. Witherspoon	1								

DECEMBER 5, 2021
STEELERS VS. BALTIMORE RAVENS
W 20-19

TOP TACKLERS		SACKS		INTS		FORCED FUMBLES		RECOVERED FUMBLES	
PLAYER	NO.	PLAYER	NO.	PLAYER	NO.	PLAYER	NO.	PLAYER	NO.
M. Fitzpatrick	9	T. Watt	3.5	M. Fitzpatrick	1	T. Watt	1		
J. Schobert	7	C. Wormley	2.5						
C. Watt	6	C. Heyward	1.0						
A. Witherspoon	5								
C. Wormley	5								
T. Edmunds	4								
C. Heyward	4								
C. Sutton	4								
A. Highsmith	3								
T. Norwood	3								
M. Adams Sr.	2								
D. Bush	2								
J. Layne	2								
A. Maulet	2								
H. Mondeaux	2								
D. Tuszka	2								
T. Charlton	1								
I. Loudermilk	1								

DECEMBER 9, 2021
STEELERS @ MINNESOTA VIKINGS
L 36-28

TOP TACKLERS		SACKS		INTS		FORCED FUMBLES		RECOVERED FUMBLES	
PLAYER	NO.	PLAYER	NO.	PLAYER	NO.	PLAYER	NO.	PLAYER	NO.
D. Bush	8			A. Witherspoon	2				
J. Schobert	7								
M. Fitzpatrick	6								
C. Heyward	6								
T. Edmunds	5								
T. Charlton	4								
C. Sutton	4								
A. Witherspoon	4								
M. Adams Sr.	2								
M. Killebrew	2								
I. Loudermilk	2								
D. Tuszka	2								
C. Wormley	2								
M. Allen	1								
A. Highsmith	1								
J. Layne	1								
A. Maulet	1								
H. Mondeaux	1								
T. Norwood	1								
T. Watt	1								

DECEMBER 19, 2021
STEELERS VS. TENNESSEE TITANS
W 19-13

TOP TACKLERS		SACKS		INTS		FORCED FUMBLES		RECOVERED FUMBLES	
PLAYER	NO.	PLAYER	NO.	PLAYER	NO.	PLAYER	NO.	PLAYER	NO.
M. Fitzpatrick	14	T. Watt	1.5	J. Schobert	1	A. Maulet	1	M. Fitzpatrick	1
T. Edmunds	10	D. Tuszka	1.0			C. Sutton	1	J. Haden	1
J. Schobert	7	C. Wormley	1.0			D. Tuszka	1	T. Watt	1
C. Heyward	6	C. Heyward	0.5						
D. Bush	5								
A. Maulet	5								
T. Watt	5								
C. Wormley	5								
A. Highsmith	4								
I. Loudermilk	4								
R. Spillane	3								
C. Sutton	3								
D. Tuszka	3								
T. Charlton	2								
J. Haden	2								
H. Mondeaux	2								
A. Witherspoon	2								
M. Allen	1								
C. Davis	1								
M. Killebrew	1								
T. Norwood	1								

DECEMBER 26, 2021
STEELERS @ KANSAS CITY CHIEFS
L 36-10

TOP TACKLERS		SACKS		INTS		FORCED FUMBLES		RECOVERED FUMBLES	
PLAYER	NO.	PLAYER	NO.	PLAYER	NO.	PLAYER	NO.	PLAYER	NO.
R. Spillane	13	C. Heyward	1.0			A. Highsmith	1		
M. Fitzpatrick	12	A. Highsmith	1.0						
J. Schobert	10								
C. Heyward	6								
I. Loudermilk	6								
T. Edmunds	5								
A. Highsmith	5								
J. Haden	4								
A. Maulet	4								
C. Davis	3								
M. Adams Sr.	2								
T. Charlton	1								
U. Gilbert III	1								
H. Mondeaux	1								
T. Norwood	1								
D. Tuszka	1								
T. Watt	1								

JANUARY 3, 2022
STEELERS VS. CLEVELAND BROWNS
W 26-14

TOP TACKLERS		SACKS		INTS		FORCED FUMBLES		RECOVERED FUMBLES	
PLAYER	NO.	PLAYER	NO.	PLAYER	NO.	PLAYER	NO.	PLAYER	NO.

TOP TACKLERS		SACKS		INTS		FORCED FUMBLES		RECOVERED FUMBLES	
PLAYER	NO.	PLAYER	NO.	PLAYER	NO.	PLAYER	NO.	PLAYER	NO.
R. Spillane	8	T. Watt	4.0	T. Norwood	1				
A. Highsmith	7	A. Highsmith	2.0	A. Witherspoon	1				
T. Edmunds	5	C. Heyward	1.0						
T. Watt	5	H. Mondeaux	1.0						
M. Allen	4	D. Tuszka	1.0						
M. Fitzpatrick	4								
J. Haden	4								
C. Heyward	4								
T. Norwood	3								
H. Mondeaux	2								
C. Sutton	2								
D. Tuszka	2								
U. Gilbert III	1								
I. Loudermilk	1								

JANUARY 9, 2022
STEELERS @ BALTIMORE RAVENS
W 16-13 (OT)

TOP TACKLERS		SACKS		INTS		FORCED FUMBLES		RECOVERED FUMBLES	
PLAYER	NO.	PLAYER	NO.	PLAYER	NO.	PLAYER	NO.	PLAYER	NO.
M. Fitzpatrick	6	C. Heyward	1.0	T. Edmunds	1	T. Watt	1	H. Mondeaux	1
C. Heyward	6	T. Watt	1.0	C. Sutton	1				
C. Wormley	6	C. Wormley	1.0						
C. Sutton	5								
T. Watt	5								
D. Bush	4								
A. Highsmith	4								
A. Maulet	4								
J. Schobert	4								
R. Spillane	4								
T. Edmunds	3								
J. Haden	3								
M. Adams Sr.	2								
M. Killebrew	2								
M. Allen	1								
I. Loudermilk	1								
H. Mondeaux	1								
A. Witherspoon	1								

(AS OF JAN 11, 2022, 11:47 AM PST)													2021 : REGULAR SEASON				
DATE	OPPONENT	TT	SOLO	ASST	SACKS	SACK YDS	INTS	INT YDS	PD	DTD	DS	TFL	QBH	FF	FR		
9/12	at Buffalo	74	49	25	3	16.0	0	0.0	6	1	0	5	8	4	1		
9/19	Las Vegas	65	45	20	2	9.0	0	0.0	4	0	0	6	5	1	0		
9/26	Cincinnati	43	25	18	0	0.0	1	15.0	2	0	0	2	0	0	0		
10/3	at Green Bay	65	44	21	3	12.0	0	0.0	4	0	0	7	7	1	1		
10/10	Denver	51	34	17	2	20.0	1	0.0	7	0	0	4	5	0	0		
10/17	Seattle	67	43	24	5	44.0	0	0.0	5	0	0	10	8	3	1		
10/31	at Cleveland	58	39	19	4	15.0	0	0.0	2	0	0	4	6	1	1		
11/8	Chicago	50	35	15	3	13.0	1	0.0	4	0	0	3	8	0	0		
11/14	Detroit	74	47	27	4	37.0	0	0.0	4	0	0	9	6	0	0		
11/21	at L.A. Chargers	60	45	15	2	8.0	1	4.0	4	0	0	2	5	0	0		
11/28	at Cincinnati	73	42	31	2	18.0	1	18.0	3	0	0	7	3	0	0		
12/5	Baltimore	64	49	15	7	34.0	1	0.0	4	0	0	9	10	1	0		
12/9	at Minnesota	61	36	25	0	0.0	2	45.0	8	0	0	4	6	0	0		
12/19	Tennessee	86	61	25	4	36.0	1	23.0	3	0	0	4	8	3	3		
12/26	at Kansas City	76	36	40	2	4.0	0	0.0	2	0	0	3	3	1	0		
1/3	Cleveland	52	37	15	9	46.0	2	0.0	11	0	0	10	11	0	0		
1/9	at Baltimore	62	49	13	3	9.0	2	0.0	7	0	0	5	7	1	1		
2021 TOTALS		1,081	716	365	55	321.0	13	105.0	80	1	0	94	106	16	8		

AMERICAN FOOTBALL CONFERENCE						
	OFFENSE				DEFENSE	
	TOTAL	RUSH	PASS	TOTAL	RUSH	PASS
Baltimore Ravens	4	2	6	13	*1	16
Buffalo Bills	3	5	5	*1	6	*1
Cincinnati Bengals	6	11	4	9	3	13
Cleveland Browns	10	3	15	3	5	3
Denver Broncos	11	7	10	4	8	4
Houston Texans	16	16	16	15	15	11
Indianapolis Colts	8	*1	14	8	4	10
Jacksonville Jaguars	15	10	12	10	12	9
Kansas City Chiefs	*1	8	2	14	10	14
Las Vegas Raiders	5	13	3	6	9	7
Los Angeles Chargers	2	9	*1	11	14	6
Miami Dolphins	13	15	9	7	7	8
New England Patriots	7	6	7	2	11	2
New York Jets	14	12	11	16	13	15
Pittsburgh Steelers	12	14	8	12	16	5
Tennessee Titans	9	4	13	5	2	12

NATIONAL FOOTBALL CONFERENCE						
	OFFENSE				DEFENSE	
	TOTAL	RUSH	PASS	TOTAL	RUSH	PASS
Arizona Cardinals	4	4	5	7	11	4
Atlanta Falcons	14	16	8	13	15	9
Carolina Panthers	15	12	13	*1	10	2
Chicago Bears	12	7	14	3	12	*1
Dallas Cowboys	*1	3	2	10	8	10
Detroit Lions	11	11	9	15	16	13
Green Bay Packers	6	10	4	5	7	5
Los Angeles Rams	5	14	3	9	3	12
Minnesota Vikings	7	9	6	16	14	14
New Orleans Saints	13	8	16	4	2	7
New York Giants	16	13	15	11	13	8
Philadelphia Eagles	8	*1	12	6	6	6
San Francisco 49ers	3	2	7	2	4	3
Seattle Seahawks	9	5	11	14	9	16
Tampa Bay Buccaneers	2	15	*1	8	*1	11
Washington Football Team	10	6	10	12	5	15

NATIONAL FOOTBALL LEAGUE						
	OFFENSE				DEFENSE	
	TOTAL	RUSH	PASS	TOTAL	RUSH	PASS
Arizona Cardinals	8	10	10	11	20	7
Atlanta Falcons	29	31	16	26	27	18
Baltimore Ravens	6	3	13	25	*1	32
Buffalo Bills	5	6	9	*1	13	*1
Carolina Panthers	30	20	29	2	18	4
Chicago Bears	24	14	30	6	23	T 3
Cincinnati Bengals	13	23	7	18	5	26
Cleveland Browns	18	4	27	5	12	5
Dallas Cowboys	*1	9	2	T 19	16	20
Denver Broncos	19	13	19	8	15	8
Detroit Lions	22	19	18	29	28	24
Green Bay Packers	10	18	8	9	11	10
Houston Texans	32	32	28	31	31	23
Indianapolis Colts	16	2	26	16	10	19
Jacksonville Jaguars	27	22	22	20	23	T 17
Kansas City Chiefs	3	16	4	27	21	27
Las Vegas Raiders	11	28	6	14	19	13
Los Angeles Chargers	4	21	2	T 23	30	12
Los Angeles Rams	9	25	5	17	6	22
Miami Dolphins	25	30	17	15	14	16
Minnesota Vikings	12	17	11	30	26	28
New England Patriots	15	8	14	4	22	2
New Orleans Saints	28	15	32	7	4	14
New York Giants	31	24	31	21	25	15
New York Jets	26	27	20	32	29	30
Philadelphia Eagles	14	*1	25	10	9	11
Pittsburgh Steelers	23	29	15	24	32	9
San Francisco 49ers	7	7	12	3	7	6
Seattle Seahawks	20	11	23	28	17	31
Tampa Bay Buccaneers	2	26	*1	13	3	21
Tennessee Titans	17	5	24	12	2	25
Washington Football Team	21	12	21	22	8	29

* = NFL leader | T = Tied for position

2021 REGULAR SEASON									
NFL					AFC				
		OFFENSE		DEFENSE				DEFENSE	
DATE	OPPONENT	TOTAL RUSH	PASS	POINTS SCORED	TOTAL RUSH	PASS	POINTS SCORED	TOTAL RUSH	PASS
09/12	at Buffalo	T-29	23	28	18	13	T-14	T-7	
09/19	Las Vegas	28	32	18	T-24	22	10	29	9
09/26	Cincinnati	25	32	13	28	13	10	20	12
10/03	at Green Bay	27	32	16	T-28	16	11	19	13
10/10	Denver	27	31	19	27	16	9	19	10
10/17	Seattle	25	29	17	25	12	T-9	15	12
[bye]	-	27	29	15	26	13	12	15	12
10/31	at Cleveland	24	28	16	26	11	12	13	7
11/08	Chicago	25	28	17	23	14	15	15	T-8
11/14	Detroit	24	26	17	26	T-12	25	9	8
11/21	at L.A. Chargers	22	27	14	20	23	26	15	14
11/28	at Cincinnati	22	28	15	22	25	28	12	23
12/05	Baltimore	22	29	15	21	22	27	14	21
12/09	at Minnesota	21	28	13	T-21	27	30	14	22
12/19	Tennessee	21	31	14	20	27	31	12	22
12/26	at Kansas City	22	29	14	22	26	32	13	22
01/03	Cleveland	24	28	16	21	21	31	12	22
01/09	at Baltimore	23	29	15	21	24	32	9	20

*Points per game

2021 REGULAR SEASON STEELERS GAME-BY-GAME OFFENSE																			
	09/12	09/19	09/26	10/03	10/10	10/17	10/31	11/08	11/14	11/21	11/28	12/05	12/09	12/19	12/26	01/03	01/09		
	@ BUF	LV	CIN	@ GB	DEN	SEA	@ CLE	CHI	DET	@ LAC	@ CIN	BAL	@ MIN	TEN	@ KC	CLE	@ BAL	Totals	
FIRST DOWNS																			
Total	16	17	21	17	19	22	21	20	22	22	16	17	22	12	20	20	19	323	
Rushing	4	3	2	5	5	6	7	8	7	5	1	4	7	2	6	8	5	85	
Passing	9	13	16	11	12	14	13	8	13	14	15	11	11	7	13	10	14	204	
Penalty	3	1	3	1	2	2	1	4	2	3	0	2	4	3	1	2	0	34	
THIRD DOWNS																			
Attempts	12	12	19	11	12	14	13	17	17	15	13	12	13	11	13	18	17	239	
Converted	4	5	9	4	7	5	4	6	7	8	7	5	4	2	5	5	6	93	
Percentage	33.3%	41.7%	47.4%	36.4%	58.3%	35.7%	30.8%	35.3%	41.2%	53.3%	53.8%	41.7%	30.8%	18.2%	38.5%	27.8%	35.3%	38.9%	
FOURTH DOWNS																			
Attempts	0	1	2	2	0	0	4	2	0	2	0	0	2	0	3	2	1	21	
Converted	0	0	0	0	0	0	2	0	0	0	0	0	2	0	2	1	1	10	
Percentage	0	0.0%	0.0%	0.0%	0	0	50.0%	100.0%	0	0.0%	0	0	100.0%	0	66.7%	50.0%	100.0%	47.6%	
TOT. OFFENSE																			
Net Yards	252	331	342	282	391	345	370	280	387	300	301	321	375	168	303	299	314	5,361	
Plays	55	56	77	58	61	71	69	66	81	65	59	57	69	45	70	79	75	1,113	
Avg./Play	4.6	5.9	4.4	4.9	6.4	4.9	5.4	4.2	4.8	4.6	5.1	5.6	5.4	3.7	4.3	3.8	4.2	4.8	
RUSHING																			
Net Yards	75	39	45	62	147	119	115	105	145	55	51	85	106	35	130	190	79	1,583	
Rush. Att.	21	14	15	16	35	30	32	32	31	18	15	25	24	17	25	31	30	411	
Avg./Att.	3.6	2.8	3.0	3.9	4.2	4.0	3.6	3.3	4.7	3.1	3.4	3.4	4.4	2.1	5.2	6.1	2.6	3.9	
PASSING																			
Net Yards	177	292	297	220	244	226	255	175	242	245	250	236	269	133	173	109	235	3,778	
Attempts	32	40	58	40	25	40	35	30	50	44	41	31	40	25	43	46	44	664	
Completions	18	27	38	26	15	29	22	21	30	28	24	21	28	16	28	24	30	425	
Intercepted	0	1	2	1	0	0	0	0	1	0	2	0	1	0	1	1	1	11	
Gross Yards	188	295	318	232	253	229	266	205	242	273	263	236	308	148	194	123	244	4,017	
Sacked	2.0	2.0	4.0	2.0	1.0	1.0	2.0	4.0	0.0	3.0	3.0	1.0	5.0	3.0	2.0	2.0	1.0	38.0	
Yards Lost	11	3	21	12	9	3	11	30	0	28	13	0	39	15	21	14	9	239	
ADVANCES																			
Rushes	21	14	15	16	35	30	32	32	31	18	15	25	24	17	25	31	30	411	
Completions	18	27	38	26	15	29	22	21	30	28	24	21	28	16	28	24	30	425	
Totals	39	41	53	42	50	59	54	53	61	46	39	46	52	33	53	55	60	836	
Total Drives	11	11	11	11	10	13	10	12	14	11	12	10	14	12	11	14	15	202	
PENALTIES																			
Number	5	5	10	5	8	5	8	5	7	8	4	5	10	5	5	5	6	106	
Yards	32	43	73	34	59	38	65	30	59	38	30	81	85	30	40	51	43	831	
FUMBLES																			
Number	1	1	1	1	1	1	1	1	3	1	2	0	1	0	2	2	0	19	
Lost	0	0	0	1	1	1	0	1	2	0	1	0	0	0	2	0	0	9	
PUNTING																			
Yards	207	197	162	102	119	335	176	196	280	46	190	217	258	199	121	244	298	3,347	
Punts	5	4	4	3	2	7	4	5	6	1	5	5	6	5	2	5	8	77	
Net Avg.	41.2	42.8	38.3	34.0	46.5	42.1	43.8	35.2	31.5	47.0	34.6	41.0	37.8	30.2	41.5	43.0	37.3	38.4	
Gross Avg.	41.4	49.3	40.5	34.0	59.5	47.9	44.0	39.2	46.7	46.0	38.0	43.4	43.0	39.8	60.5	48.8	37.3	43.5	
SCORING																			
Points	23	17	10	17	27	23	15	29	16	37	10	20	28	19	10	26	16	343	
Q1	0	0	0	7	7	0	0	7	7	3	3	0	0	0	0	0	3	37	
Q2	0	7	7	3	10	14	3	7	3	7	0	3	0	3	0	10	0	77	
Q3	6	0	0	0	7	3	6	6	3	0	0	0	7	7	3	3	3	54	
Q4	17	10	3	7	3	3	6	9	3	27	7	17	21	9	7	13	7	169	
OT	0	0	0	0	0	3	0	0	0	0	0	0	0	0	0	0	3	6	
TD Rushing	0	1	0	1	1	1	1	1	0	1	0	0	1	1	0	1	0	10	
TD Passing	1	1	1	1	2	1	1	2	1	3	1	2	3	0	1	1	1	23	
TD KO Returns	0	0	0	0	0	0	0	0	0	0	0	0	0	0	0	0	0	0	
TD Punt Returns	0	0	0	0	0	0	0	0	0	0	0	0	0	0	0	0	0	0	
TD Sp. Teams	1	0	0	0	0	0	0	0	0	0	0	0	0	0	0	0	0	1	
TD Def. Returns	0	0	0	0	0	0	0	0	0	0	0	0	0	0	0	0	0	0	
FG Attempts	3	1	2	1	2	3	1	3	3	3	1	2	1	5	2	4	3	40	
FG Made	3	1	1	1	2	3	1	3	3	3	1	2	0	4	1	4	3	36	
Safety	0	0	0	0	0	0	0	0	0	0	0	0	0	0	0	0	0	0	
2-Pt Attempts	0	0	0	0	0	0	2	0	0	0	0	1	2	0	0	0	0	5	
2-Pt Made	0	0	0	0	0	0	0	0	0	0	0	1	1	0	0	0	0	2	
Time of Possession	26:43	25:38	35:22	25:19	33:02	37:33	31:45	34:05	36:48	28:14	24:40	23:30	29:32	20:52	25:18	34:55	36:49	510:05	

2021 REGULAR SEASON STEELERS GAME-BY-GAME DEFENSE																			
	09/12	09/19	09/26	10/03	10/10	10/17	10/31	11/08	11/14	11/21	11/28	12/05	12/09	12/19	12/26	01/03	01/09		
	@ BUF	LV	CIN	@ GB	DEN	SEA	@ CLE	CHI	DET	@ LAC	@ CIN	BAL	@ MIN	TEN	@ KC	CLE	@ BAL	Totals	
FIRST DOWNS																			
Total	22	22	12	23	17	18	19	20	17	33	25	22	22	22	25	15	20	354	
Rushing	8	4	4	9	3	8	7	7	10	9	13	7	13	14	9	5	14	144	
Passing	13	17	7	13	14	9	10	11	5	19	11	12	8	8	16	8	5	186	
Penalty	1	1	1	1	0	1	2	2	2	5	1	3	1	0	0	2	1	24	
THIRD DOWNS																			
Attempts	18	13	9	15	12	12	10	12	18	12	11	16	14	18	11	17	14	232	
Converted	8	5	3	9	2	3	3	4	7	7	5	8	5	8	4	5	3	86	
Percentage	44.4%	38.5%	33.3%	60.0%	16.7%	25.0%	30.0%	33.3%	22.2%	58.3%	45.5%	50.0%	35.7%	44.4%	36.4%	29.4%	21.4%	37.1%	
FOURTH DOWNS																			
Attempts	3	1	0	1	4	0	2	0	2	1	1	0	1	2	1	3	2	24	
Converted	1	1	0	0	3	0	0	0	2	0	1	0	1	1	1	1	1	13	
Percentage	33.3%	100.0%	0	0.0%	75.0%	0	0.0%	0	100.0%	0.0%	100.0%	0	100.0%	50.0%	100.0%	33.3%	50.0%	54.2%	
TOT. OFFENSE																			
Net Yards	371	425	268	367	374	309	306	414	306	533	370	326	458	318	381	232	381	6,139	
Plays	79	64	42	72	58	64	58	68	69	65	69	67	78	67	78	67	71	1,116	
Avg./Play	4.7	6.6	6.4	5.1	6.4	4.8	5.3	7.1	4.5	7.7	5.7	4.7	6.8	4.1	5.7	3.5	5.4	5.5	
RUSHING																			
Net Yards	117	52	96	131	106	144	96	136	229	159	198	107	242	201	127	93	249	2,483	
Rush. Att.	25	25	24	33	18	27	23	26	39	26	38	25	36	42	35	20	36	498	
Avg./Att.	4.7	2.1	4.0	4.0	5.9	5.3	4.2	5.2	5.9	6.1	5.2	4.3	6.7	4.8	3.6	4.7	6.9	5.0	
PASSING																			
Net Yards	254	373	172	236	268	165	210	278	77	374	172	219	216	117	254	139	132	3,656	
Attempts	51	37	18	36	38	32	31	29	25	41	25	37	31	32	30	38	32	563	
Completions	30	28	14	20	24	23	20	17	14	30	20	23	14	23	23	16	16	355	
Intercepted	0	0	1	0	1	0	0	1	0	1	1	1	2	1	0	2	2	13	
Gross Yards	270	382	172	248	288	209	225	291	114	382	190	253	216	153	258	185	141	3,977	
Sacked	3.0	2.0	0.0	3.0	2.0	5.0	4.0	3.0	4.0	2.0	2.0	7.0	0.0	4.0	2.0	9.0	3.0	55.0	
Yards Lost	16	9	0	12	20	44	15	13	37	8	18	34	0	36	4	46	9	321	
ADVANCES																			
Rushes	25	25	24	33	18	27	23	26	39	26	38	25	36	42	35	20	36	498	
Completions	30	28	14	20	24	23	20	17	14	30	20	23	14	23	23	16	16	355	
Totals	55	53	38	53	42	50	43	43	53	56	58	48	50	65	58	36	52	853	
Total Drives	11	10	12	11	9	14	9	12	15	11	10	10	13	11	10	13	14	195	
PENALTIES																			
Number	8	5	10	3	7	6	5	12	8	12	3	10	11	7	5	10	1	123	
Yards	81	40	89	25	67	45	30	115	84	75	18	55	102	68	41	77	5	1,017	
FUMBLES																			
Number	4	2	0	1	0	3	1	1	0	0	0	1	0	5	3	0	2	23	
Lost	1	0	0	1	0	1	1	1	0	0	0	0	0	3	0	0	1	9	
PUNTING																			
Yards	137	190	241	138	176	364	197	234	464	0	139	203	146	143	91	342	268	3,473	
Punts	4	4	5	3	4	8	4	5	10	1	3	4	3	3	2	8	7	78	
Net Avg.	22.4	37.3	45.4	41.3	44.0	36.9	42.0	41.2	37.0	0.0	45.3	42.5	46.0	34.7	35.5	34.8	34.1	38.0	
Gross Avg.	34.3	47.5	48.2	46.0	44.0	45.5	49.3	46.8	46.4	0.0	46.3	50.8	48.7	47.7	45.5	42.8	38.3	44.5	
SCORING																			
Points	16	26	24	27	19	20	10	27	16	41	41	19	36	13	36	14	13	398	
Q1	3	3	7	0	3	0	3	0	0	7	10	0	6	10	14	0	0	66	
Q2	7	6	7	17	3	0	0	3	10	10	21	7	17	3	9	0	3	123	
Q3	0	7	10	10	0	14	7	3	6	10	3	3	6	0	7	7	7	100	
Q4	6	10	0	0	13	6	0	21	0	14	7	9	7	0	6	7	3	109	
OT	0	0	0	0	0	0	0	0	0	0	0	0	0	0	0	0	0	0	
TD Rushing	0	0	0	1	0	1	1	1	2	2	3	1	2	1	1	0	1	17	
TD Passing	1	2	3	2	2	1	0	1	0	3	1	1	2	0	3	2	0	24	
TD KO Returns	0	0	0	0	0	0	0	0	0	0	0	0	0	0	0	0	0	0	
TD Punt Returns	0	0	0	0	0	0	0	0	0	0	0	0	0	0	0	0	0	0	
TD Sp. Teams	0	0	0	0	0	0	0	1	0	0	0	0	0	0	0	0	0	1	
TD Def. Returns	0	0	0	0	0	0	0	0	0	0	1	0	0	0	0	0	0	1	
FG Attempts	3	4	1	2	2	2	1	3	2	2	2	2	4	2	4	0	2	38	
FG Made	3	4	1	2	2	2	1	2	1	2	2	2	3	2	3	0	2	34	
Safety	0	0	0	0	0	0	0	0	0	0	0	0	0	0	0	0	0	0	
2-PT Attempts	0	0	0	0	1	0	0	0	0	0	0	1	0	0	0	0	0	2	
2-PT Made	0	0	0	0	0	0	0	0	0	0	0	0	0	0	0	0	0	0	
Time of Possession	33:17	34:22	24:38	34:41	26:58	29:37	28:15	25:55	33:12	31:46	35:20	36:30	30:28	39:08	34:42	25:05	31:15	535:09	

2021 REGULAR SEASON - DEFENSIVE TAKEAWAYS						
DATE	OPPONENT	TAKEAWAY	QTR.	SCORE	YD-LINE	RESULT
09/12	at Buffalo	C. Heyward FR (T. Watt FF)	2	0-3	PIT-45	Punt
09/19	Las Vegas	None				
09/26	Cincinnati	T. Edmunds INT (J. Burrow)	1	0-0	PIT-29	INT
10/03	at Green Bay	T. Watt FR (C. Wormley FF)	3	10-27	PIT-35	Punt
10/10	Denver	J. Pierre INT (T. Bridgewater: touchback)	4	27-19	PIT-(+8)	EOG
10/17	Seattle	D. Bush FR (T. Watt FF)	5	20-20	SEA-16	FG
10/31	at Cleveland	T. Watt FR (J. Schobert FF)	4	15-10	PIT-20	Punt
11/08	Chicago	C. Heyward INT (J. Fields)	1	7-0	CHI-36	TD
11/14	Detroit	None				
11/21	at L.A. Chargers	C. Sutton INT (J. Herbert)	4	27-34	LAC-15	TD
11/28	at Cincinnati	M. Fitzpatrick INT (J. Burrow)	2	3-24	PIT-3	INT
12/05	Baltimore	M. Fitzpatrick INT (L. Jackson: touchback)	1	0-0	PIT-(+5)	Punt
12/09	at Minnesota	A. Witherspoon INT (K. Cousins)	3	7-29	MIN-46	TD
		A. Witherspoon INT (K. Cousins)	4	20-36	PIT-38	TD
12/19	Tennessee	M. Fitzpatrick FR (A. Maulet FF)	2	0-10	TEN-35	FG
		J. Haden FR (C. Sutton FF)	3	10-13	TEN-41	FG
		J. Schobert INT (R. Tannehill)	4	13-13	PIT-46	FG
		T. Watt FR (R. Tannehill fumble)	4	16-13	TEN-35	FG
12/26	at Kansas City	None				
01/03	Cleveland	A. Witherspoon INT (B. Mayfield)	2	7-0	CLV-43	FG
		T. Norwood INT (B. Mayfield)	4	26-14	CLV-37	EOG
01/09	at Baltimore	H. Mondeaux FR (T. Watt FF)	1	0-0	BLT-39	FG
		T. Edmunds INT (T. Huntley)	1	3-0	PIT-34	INT
		C. Sutton INT (T. Huntley: touchback)	4	6-10	PIT-(+6)	Punt

2021 REGULAR SEASON - OFFENSIVE GIVEAWAYS						
DATE	OPPONENT	TAKEAWAY	QTR.	SCORE	YD-LINE	RESULT
09/12	at Buffalo	None				
09/19	Las Vegas	B. Roethlisberger INT (T. Mullen Jr.)	1	0-0	LV-43	FG
09/26	Cincinnati	B. Roethlisberger INT (L. Wilson)	1	0-0	PIT-42	TD
		B. Roethlisberger INT (L. Wilson)	3	7-17	PIT-32	TD
10/03	at Green Bay	B. Roethlisberger fumble (K. Keke FF; K. Clark FR)	2	7-7	PIT-23	TD
		B. Roethlisberger INT (E. Stokes)	4	17-27	GB-42	EOG
10/10	Denver	B. Roethlisberger fumble (M. Reed FF; A. Johnson FR)	1	7-0	PIT-39	FG
10/17	Seattle	B. Roethlisberger fumble (K. Hyder Jr. FR)	4	17-17	PIT-35	Punt
10/31	at Cleveland	None				
11/08	Chicago	None				
11/14	Detroit	M. Rudolph INT (J. Okwara)	1	7-0	DET-39	Punt
		D. Johnson fumble (M. Gilbert FF; A. Oruware FR)	5	16-16	DET-45	Missed FG
		P. Freiermuth fumble (W. Harris FF; T. Flowers FR)	5	16-16	DET-38	EOG
11/21	at L.A. Chargers	None				
11/28	at Cincinnati	B. Roethlisberger INT (E. Apple)	1	0-7	CIN-45	FG
		B. Roethlisberger INT (M. Hilton)	2	3-31	PIT-24	TD
		B. Roethlisberger fumble (T. Hendrickson FF; S. Hubbard FR)	3	3-31	PIT-45	FG
12/05	Baltimore	None				
12/09	at Minnesota	B. Roethlisberger INT (B. Breeland)	3	0-26	PIT-48	FG
12/19	Tennessee	None				
12/26	at Kansas City	B. Roethlisberger INT (C. Ward)	1	0-7	PIT-49	TD
		D. Johnson fumble (T. Mathieu FR)	3	0-23	KC-49	TD
		B. Roethlisberger fumble (T. Wharton FF; J. Reed FR)	4	3-33	PIT-17	FG
01/03	Cleveland	B. Roethlisberger INT (A. Green)	3	10-0	CLV-42	Punt
01/09	at Baltimore	B. Roethlisberger INT (G. Stone)	1	3-0	BLT-25	Downs

2021 REGULAR SEASON - SPECIAL TEAMS/MISC TAKEAWAYS						
DATE	OPPONENT	TAKEAWAY	QTR.	SCORE	YD-LINE	RESULT
11/08	Chicago	C. Boswell FR (J. Pierre FF)	4	23-13	CHI-42	Punt

2021 REGULAR SEASON - SPECIAL TEAMS/MISC GIVEAWAYS						
DATE	OPPONENT	TAKEAWAY	QTR.	SCORE	YD-LINE	RESULT
11/08	Chicago	R. McCloud fumble (J. Iyiebunwe FF; D. Houston-Carson FR)	4	23-20	PIT-25	TD

2021 REGULAR SEASON - TURNOVERS		
Offense:	19 Giveaways 60 Points (6 TD, 6 FG)	Ratio +2 (22 takes, 20 gives)
Defense:	21 Takeaways 50 Points (4 TD, 7 FG)	
Special Teams:	1 Giveaway 7 Points (1 TD, 0 FG) 1 Takeaway 0 Points (0 TD, 0 FG)	Points Off Turnovers Ratio -17 (50 scored, 67 allowed)

		FORCED TURNOVERS			TURNOVERS CONVERTED				OUTCOME		
DATE	OPPONENT	FUM	INTS	TOTAL	TD	FG	PTS.	PTS. PCT.	TD PCT.	NET DIFF.	RESULT
09/12	Pittsburgh	1	0	1	0	0	0	0.0	0.0	+1	W
	at Buffalo	0	0	0	0	0	0	0.0	0.0	-1	L
09/19	Pittsburgh	0	0	0	0	0	0	0.0	0.0	-1	L
	Las Vegas	0	1	1	0	1	3	100.0	0.0	+1	W
09/26	Pittsburgh	0	1	1	0	0	0	0.0	0.0	-1	L
	Cincinnati	0	2	2	2	0	14	100.0	100.0	+1	W
10/03	Pittsburgh	1	0	1	0	0	0	0.0	0.0	-1	L
	at Green Bay	1	1	2	1	0	7	50.0	100.0	+1	W
10/10	Pittsburgh	0	1	1	0	0	0	0.0	0.0	0	W
	Denver	1	0	1	0	1	3	100.0	0.0	0	L
10/17	Pittsburgh	1	0	1	0	1	3	100.0	0.0	0	W
	Seattle	1	0	1	0	0	0	0.0	0.0	0	L
10/31	Pittsburgh	1	0	1	0	0	0	0.0	0.0	+1	W
	at Cleveland	0	0	0	0	0	0	0.0	0.0	-1	L
11/08	Pittsburgh	1	1	2	1	0	7	50.0	100.0	+1	W
	Chicago	1	0	1	1	0	7	100.0	100.0	-1	L
11/14	Pittsburgh	0	0	0	0	0	0	0.0	0.0	-3	T-16
	Detroit	2	1	3	0	0	0	0.0	0.0	+3	T
11/21	Pittsburgh	0	1	1	1	0	7	100.0	100.0	+1	L
	at L.A. Chargers	0	0	0	0	0	0	0.0	0.0	-1	W
11/28	Pittsburgh	0	1	1	0	0	0	0.0	0.0	-2	L
	at Cincinnati	1	2	3	1	2	13	100.0	33.3	+2	W
12/05	Pittsburgh	0	1	1	0	0	0	0.0	0.0	+1	W
	Baltimore	0	0	0	0	0	0	0.0	0.0	-1	L
12/09	Pittsburgh	0	2	2	2	0	15	100.0	100.0	+1	L
	at Minnesota	0	1	1	0	1	3	100.0	0.0	-1	W
12/19	Pittsburgh	3	1	4	0	4	12	100.0	0.0	+4	W
	Tennessee	0	0	0	0	0	0	0.0	0.0	-4	L
12/26	Pittsburgh	0	0	0	0	0	0	0.0	0.0	-3	L
	at Kansas City	2	1	3	2	1	17	100.0	66.7	+3	W
01/03	Pittsburgh	0	2	2	0	1	3	50.0	0.0	+1	W
	Cleveland	0	1	1	0	0	0	0.0	0.0	-1	L
01/09	Pittsburgh	1	2	3	0	1	3	33.3	0.0	+2	W
	at Baltimore	0	1	1	0	0	0	0.0	0.0	-2	L
	STEELERS	9	13	22	4	7	50	50.0	36.4	+2	9-7
	OPPONENTS	9	11	20	7	6	67	65.0	53.8	-2	7-9

2021 REGULAR SEASON INDIVIDUAL GAME-BY-GAME STATS														
PASSING:		CHRIS BOSWELL												
DATE	OPP.	ATT	CMP	YDS	CMP%	Y/A	Y/C	TD	TD%	INT	INT%	LG	SK/YD	RATE
09/12	at Buffalo	0	0	0	0.0%	0.0	0.0	0	0.0%	0	0.0%	0	0/0	0.0
09/19	Las Vegas	0	0	0	0.0%	0.0	0.0	0	0.0%	0	0.0%	0	0/0	0.0
09/26	Cincinnati	0	0	0	0.0%	0.0	0.0	0	0.0%	0	0.0%	0	0/0	0.0
10/03	at Green Bay	0	0	0	0.0%	0.0	0.0	0	0.0%	0	0.0%	0	0/0	0.0
10/10	Denver	0	0	0	0.0%	0.0	0.0	0	0.0%	0	0.0%	0	0/0	0.0
10/17	Seattle	0	0	0	0.0%	0.0	0.0	0	0.0%	0	0.0%	0	0/0	0.0
10/31	at Cleveland	1	0	0	0.0%	0.0	0.0	0	0.0%	0	0.0%	0	0/0	39.6
11/08	Chicago	0	0	0	0.0%	0.0	0.0	0	0.0%	0	0.0%	0	0/0	0.0
11/14	Detroit	0	0	0	0.0%	0.0	0.0	0	0.0%	0	0.0%	0	0/0	0.0
11/21	at L.A. Chargers	0	0	0	0.0%	0.0	0.0	0	0.0%	0	0.0%	0	0/0	0.0
11/28	at Cincinnati	0	0	0	0.0%	0.0	0.0	0	0.0%	0	0.0%	0	0/0	0.0
12/05	Baltimore	0	0	0	0.0%	0.0	0.0	0	0.0%	0	0.0%	0	0/0	0.0
12/09	at Minnesota	0	0	0	0.0%	0.0	0.0	0	0.0%	0	0.0%	0	0/0	0.0
12/19	Tennessee	0	0	0	0.0%	0.0	0.0	0	0.0%	0	0.0%	0	0/0	0.0
12/26	at Kansas City	0	0	0	0.0%	0.0	0.0	0	0.0%	0	0.0%	0	0/0	0.0
01/03	Cleveland	0	0	0	0.0%	0.0	0.0	0	0.0%	0	0.0%	0	0/0	0.0
01/09	at Baltimore	0	0	0	0.0%	0.0	0.0	0	0.0%	0	0.0%	0	0/0	0.0
TOTALS		1	0	0	0.0%	0.0	0.0	0	0.0%	0	0.0%	0	0/0	39.6

PASSING:		JOSHUA DOBBS												
DATE	OPP.	ATT	CMP	YDS	CMP%	Y/A	Y/C	TD	TD%	INT	INT%	LG	SK/YD	RATE
09/12	at Buffalo													
09/19	Las Vegas													
09/26	Cincinnati													
10/03	at Green Bay													
10/10	Denver													
10/17	Seattle													
10/31	at Cleveland													
11/08	Chicago													
11/14	Detroit													
11/21	at L.A. Chargers													
11/28	at Cincinnati													
12/05	Baltimore													
12/09	at Minnesota													
12/19	Tennessee													
12/26	at Kansas City													
01/03	Cleveland													
01/09	at Baltimore													
TOTALS		0	0	0	0.0%	0.0	0.0	0	0.0%	0	0.0%	--	0/0	0.0

PASSING:		DWAYNE HASKINS												
DATE	OPP.	ATT	CMP	YDS	CMP%	Y/A	Y/C	TD	TD%	INT	INT%	LG	SK/YD	RATE
09/12	at Buffalo							ON INACTIVE LIST						
09/19	Las Vegas							ON INACTIVE LIST						
09/26	Cincinnati							ON INACTIVE LIST						
10/03	at Green Bay							ON INACTIVE LIST						
10/10	Denver							ON INACTIVE LIST						
10/17	Seattle							ON INACTIVE LIST						
10/31	at Cleveland							ON INACTIVE LIST						
11/08	Chicago							ON INACTIVE LIST						
11/14	Detroit							DID NOT PLAY (NON-INJURY)						
11/21	at L.A. Chargers							ON INACTIVE LIST						
11/28	at Cincinnati							ON INACTIVE LIST						
12/05	Baltimore							ON INACTIVE LIST						
12/09	at Minnesota							INACTIVE						
12/19	Tennessee							ON INACTIVE LIST						
12/26	at Kansas City							ON INACTIVE LIST						
01/03	Cleveland							ON INACTIVE LIST						
01/09	at Baltimore							ON INACTIVE LIST						
TOTALS		0	0	0	0.0%	0.0	0.0	0	0.0%	0	0.0%	--	0/0	0.0

PASSING:		JAMES MORGAN												
DATE	OPP.	ATT	CMP	YDS	CMP%	Y/A	Y/C	TD	TD%	INT	INT%	LG	SK/YD	RATE
09/12	at Buffalo							Panthers						
09/19	Las Vegas							Panthers						
09/26	Cincinnati							Panthers						
10/03	at Green Bay							Panthers						
10/10	Denver							Panthers						
10/17	Seattle							Panthers						
10/31	at Cleveland							Panthers						
11/08	Chicago							Panthers						
11/14	Detroit							NOT ON ROSTER						
11/21	at L.A. Chargers							PRACTICE SQUAD						
11/28	at Cincinnati							Jets						
12/05	Baltimore							Jets						
12/09	at Minnesota							Colts						
12/19	Tennessee							Colts						
12/26	at Kansas City							Colts						
01/03	Cleveland							Colts						
01/09	at Baltimore							Colts						
TOTALS		0	0	0	0.0%	0.0	0.0	0	0.0%	0	0.0%	--	0/0	0.0

PASSING:		BEN ROETHLISBERGER												
DATE	OPP.	ATT	CMP	YDS	CMP%	Y/A	Y/C	TD	TD%	INT	INT%	LG	SK/YD	RATE
09/12	at Buffalo	32	18	188	56.3%	5.9	10.4	1	3.1%	0	0.0%	24	2/11	83.9
09/19	Las Vegas	40	27	295	67.5%	7.4	10.9	1	2.5%	1	2.5%	52	2/3	87.0
09/26	Cincinnati	58	38	318	65.5%	5.5	8.4	1	1.7%	2	3.4%	29	4/21	70.9
10/03	at Green Bay	40	26	232	65.0%	5.8	8.9	1	2.5%	1	2.5%	45t	2/12	78.3
10/10	Denver	25	15	253	60.0%	10.1	16.9	2	8.0%	0	0.0%	59	1/9	120.9
10/17	Seattle	40	29	229	72.5%	5.7	7.9	1	2.5%	0	0.0%	23	1/3	94.7
10/31	at Cleveland	34	22	266	64.7%	7.8	12.1	1	2.9%	0	0.0%	50	2/11	98.4
11/08	Chicago	30	21	205	70.0%	6.8	9.8	2	6.7%	0	0.0%	42	4/30	111.1
11/14	Detroit	RESERVE/COVID-19												
11/21	at L.A. Chargers	44	28	273	63.6%	6.2	9.8	3	6.8%	0	0.0%	37	3/28	103.7
11/28	at Cincinnati	41	24	263	58.5%	6.4	11.0	1	2.4%	2	4.9%	41	3/13	65.4
12/05	Baltimore	31	21	236	67.7%	7.6	11.2	2	6.5%	0	0.0%	40	1/0	111.8
12/09	at Minnesota	40	28	308	70.0%	7.7	11.0	3	7.5%	1	2.5%	38	5/39	107.1
12/19	Tennessee	25	16	148	64.0%	5.9	9.3	0	0.0%	0	0.0%	19	3/15	80.1
12/26	at Kansas City	35	23	159	65.7%	4.5	6.9	1	2.9%	1	2.9%	24	2/21	73.4
01/03	Cleveland	46	24	123	52.2%	2.7	5.1	1	2.2%	1	2.2%	13	2/14	56.2
01/09	at Baltimore	44	30	244	68.2%	5.5	8.1	1	2.3%	1	2.3%	25	1/9	80.1
TOTALS		605	390	3,740	64.5%	6.2	9.6	22	3.6%	10	1.7%	59	38/239	86.8

PASSING:		MASON RUDOLPH												
DATE	OPP.	ATT	CMP	YDS	CMP%	Y/A	Y/C	TD	TD%	INT	INT%	LG	SK/YD	RATE
09/12	at Buffalo	DID NOT PLAY (NON-INJURY)												
09/19	Las Vegas	DID NOT PLAY (NON-INJURY)												
09/26	Cincinnati	DID NOT PLAY (NON-INJURY)												
10/03	at Green Bay	DID NOT PLAY (NON-INJURY)												
10/10	Denver	DID NOT PLAY (NON-INJURY)												
10/17	Seattle	DID NOT PLAY (NON-INJURY)												
10/31	at Cleveland	DID NOT PLAY (NON-INJURY)												
11/08	Chicago	DID NOT PLAY (NON-INJURY)												
11/14	Detroit	50	30	242	60.0%	4.8	8.1	1	2.0%	1	2.0%	36	0/0	70.6
11/21	at L.A. Chargers	DID NOT PLAY (NON-INJURY)												
11/28	at Cincinnati	DID NOT PLAY (NON-INJURY)												
12/05	Baltimore	DID NOT PLAY (NON-INJURY)												
12/09	at Minnesota	DID NOT PLAY (NON-INJURY)												
12/19	Tennessee	DID NOT PLAY (NON-INJURY)												
12/26	at Kansas City	8	5	35	62.5%	4.4	7.0	0	0.0%	0	0.0%	12	0/0	72.4
01/03	Cleveland	DID NOT PLAY (NON-INJURY)												
01/09	at Baltimore	DID NOT PLAY (NON-INJURY)												
TOTALS		58	35	277	60.3%	4.8	7.9	1	1.7%	1	1.7%	36	0/0	70.8

2021 REGULAR SEASON INDIVIDUAL GAME-BY-GAME STATS															
RUSHING:		KALEN BALLAGE								CHASE CLAYPOOL					
DATE	OPP	NO.	YDS	AVG	LG	TD	NO.	YDS	AVG	LG	TD	NO.	YDS	AVG	LG
09/12	at Buffalo	0	0	0.0	--	0	1	25	25.0	25	0	0	0	0.0	--
09/19	Las Vegas	0	0	0.0	--	0	1	-3	-3.0	-3	0	0	0	0.0	--
09/26	Cincinnati	0	0	0.0	--	0	0	0	0.0	--	0	0	0	0.0	--
10/03	at Green Bay	0	0	0.0	--	0	ON INACTIVE LIST				0	0	0	0.0	--
10/10	Denver	4	0	0.0	3	0	0	0	0.0	--	0	0	0	0.0	--
10/17	Seattle	2	15	7.5	11	0	0	0	0.0	--	0	1	1	1.0	1t
10/31	at Cleveland	1	-3	-3.0	-3	0	2	16	8.0	16	0	ON INACTIVE LIST			
11/08	Chicago	0	0	0.0	--	0	2	13	6.5	11	0	ON INACTIVE LIST			
11/14	Detroit	0	0	0.0	--	0	ON INACTIVE LIST				0	0	0	0.0	--
11/21	at L.A. Chargers	1	3	3.0	3	0	2	1	0.5	3	0	0	0	0.0	--
11/28	at Cincinnati	3	21	7.0	13	0	0	0	0.0	--	0	INJURED RESERVE			
12/05	Baltimore	0	0	0.0	--	0	1	2	2.0	2	0	INJURED RESERVE			
12/09	at Minnesota	0	0	0.0	--	0	1	2	2.0	2	0	INJURED RESERVE			
12/19	Tennessee	0	0	0.0	--	0	1	7	7.0	7	0	INJURED RESERVE			
12/26	at Kansas City	0	0	0.0	--	0	0	0	0.0	--	0	INJURED RESERVE			
01/03	Cleveland	0	0	0.0	--	0	0	0	0.0	--	0	INJURED RESERVE			
01/09	at Baltimore	1	0	0.0	--	0	3	33	11.0	17	0	INJURED RESERVE			
TOTALS		12	36	3.0	13	0	14	96	6.9	25	0	1	1	1.0	1T

RUSHING:		NAJEE HARRIS								DIONTAE JOHNSON					
DATE	OPP	NO.	YDS	AVG	LG	TD	NO.	YDS	AVG	LG	TD	NO.	YDS	AVG	LG
09/12	at Buffalo	16	45	2.8	18	0	0	0	0.0	--	0	0	0	0.0	--
09/19	Las Vegas	10	38	3.8	14	0	0	0	0.0	--	0	0	0	0.0	--
09/26	Cincinnati	14	40	2.9	20	0	ON INACTIVE LIST				0	0	0	0.0	--
10/03	at Green Bay	15	62	4.1	11	1	0	0	0.0	--	0	0	0	0.0	--
10/10	Denver	23	122	5.3	20	1	0	0	0.0	--	0	0	0	0.0	--
10/17	Seattle	24	81	3.4	10	0	1	25	25.0	25	0	0	0	0.0	--
10/31	at Cleveland	26	91	3.5	11	1	0	0	0.0	--	0	1	10	10.0	10
11/08	Chicago	22	62	2.8	13	1	2	11	5.5	11	0	0	0	0.0	--
11/14	Detroit	26	105	4.0	12	0	0	0	0.0	--	0	0	0	0.0	--
11/21	at L.A. Chargers	12	39	3.3	12	1	0	0	0.0	--	0	1	5	5.0	5
11/28	at Cincinnati	8	23	2.9	5	0	0	0	0.0	--	0	RESERVE/COVID-19			
12/05	Baltimore	21	71	3.4	13	0	0	0	0.0	--	0	0	0	0.0	--
12/09	at Minnesota	20	94	4.7	23	1	1	7	7.0	7	0	0	0	0.0	--
12/19	Tennessee	12	18	1.5	7	0	1	10	10.0	10	0	0	0	0.0	--
12/26	at Kansas City	19	93	4.9	21	0	0	0	0.0	--	0	0	0	0.0	--
01/03	Cleveland	28	188	6.7	37t	1	0	0	0.0	--	0	0	0	0.0	--
01/09	at Baltimore	11	28	2.5	15	0	0	0	0.0	--	0	0	0	0.0	--
TOTALS		307	1,200	3.9	37T	7	5	53	10.6	25	0	2	15	7.5	10

RUSHING:		ANTHONY MCFARLAND JR.						BEN ROETHLISBERGER						MASON RUDOLPH					
DATE	OPP.	NO.	YDS	AVG	LG	TD	NO.	YDS	AVG	LG	TD	NO.	YDS	AVG	LG	TD			
09/12	at Buffalo	INJURED RESERVE						4	5	1.3	8	0	DID NOT PLAY (NON-INJURY)						
09/19	Las Vegas	INJURED RESERVE						0	0	0.0	--	0	DID NOT PLAY (NON-INJURY)						
09/26	Cincinnati	INJURED RESERVE						1	5	5.0	5	0	DID NOT PLAY (NON-INJURY)						
10/03	at Green Bay	INJURED RESERVE						0	0	0.0	--	0	DID NOT PLAY (NON-INJURY)						
10/10	Denver	INJURED RESERVE						1	-1	-1.0	-1	0	DID NOT PLAY (NON-INJURY)						
10/17	Seattle	INJURED RESERVE - DESIGNATED FOR RETURN						2	-3	-1.5	--	0	DID NOT PLAY (NON-INJURY)						
10/31	at Cleveland	1	1	1.0	1	0	1	0	0.0	--	0	DID NOT PLAY (NON-INJURY)							
11/08	Chicago	ON INACTIVE LIST						2	0	0.0	1	0	DID NOT PLAY (NON-INJURY)						
11/14	Detroit	ON INACTIVE LIST						RESERVE/COVID-19						4	36	9.0	26	0	
11/21	at L.A. Chargers	ON INACTIVE LIST						0	0	0.0	--	0	DID NOT PLAY (NON-INJURY)						
11/28	at Cincinnati	2	2	1.0	3	0	0	0	0.0	--	0	DID NOT PLAY (NON-INJURY)							
12/05	Baltimore	ON INACTIVE LIST						1	-1	-1.0	-1	0	DID NOT PLAY (NON-INJURY)						
12/09	at Minnesota	INACTIVE						1	5	5.0	5	0	DID NOT PLAY (NON-INJURY)						
12/19	Tennessee	ON INACTIVE LIST						3	0	0.0	1t	1	DID NOT PLAY (NON-INJURY)						
12/26	at Kansas City	RESERVE/COVID-19						0	0	0.0	--	0	1	17	17.0	17	0		
01/03	Cleveland	RESERVE/COVID-19						1	-1	-1.0	-1	0	DID NOT PLAY (NON-INJURY)						
01/09	at Baltimore	ON INACTIVE LIST						3	-4	-1.3	-1	0	DID NOT PLAY (NON-INJURY)						
TOTALS		3	3	1.0	3	0	20	5	0.3	8	1	5	53	10.6	26	0			

RUSHING:		JUJU SMITH-SCHUSTER								BENNY SNELL JR.					
DATE	OPP	NO.	YDS	AVG	LG	TD	NO.	YDS	AVG	LG	TD	NO.	YDS	AVG	LG
09/12	at Buffalo	0	0	0.0	--	0	0	0	0.0	--	0	0	0	0.0	--
09/19	Las Vegas	1	3	3.0	3t	1	2	1	0.5	1	0	0	0	0.0	--
09/26	Cincinnati	0	0	0.0	--	0	0	0	0.0	--	0	0	0	0.0	--
10/03	at Green Bay	0	0	0.0	--	0	1	0	0.0	--	0	0	0	0.0	--
10/10	Denver	2	6	3.0	3	0	5	20	4.0	9	0	ON INACTIVE LIST			
10/17	Seattle	INJURED RESERVE				0	0	0.0	--	0	0	0	0	0.0	--
10/31	at Cleveland	INJURED RESERVE				0	0	0.0	--	0	0	0	0	0.0	--
11/08	Chicago	INJURED RESERVE				2	6	3.0	5	0	2	13	6.5	12	0
11/14	Detroit	INJURED RESERVE				1	4	4.0	4	0	0	0	0	0.0	--
11/21	at L.A. Chargers	INJURED RESERVE				2	7	3.5	4	0	0	0	0	0.0	--
11/28	at Cincinnati	INJURED RESERVE				2	5	2.5	4	0	0	0	0	0.0	--
12/05	Baltimore	INJURED RESERVE				2	13	6.5	8	0	0	0	0	0.0	--
12/09	at Minnesota	INJURED RESERVE				1	-2	-2.0	-2	0	0	0	0	0.0	--
12/19	Tennessee	INJURED RESERVE				0	0	0.0	--	0	0	0	0	0.0	--
12/26	at Kansas City	INJURED RESERVE				5	20	4.0	8	0	0	0	0	0.0	--
01/03	Cleveland	INJURED RESERVE				1	2	2.0	2	0	0	0	0	0.0	--
01/09	at Baltimore	INJURED RESERVE				12	22	1.8	9	0	0	RESERVE/COVID-19			
TOTALS		3	9	3.0	3T	1	36	98	2.7	9	0	2	13	6.5	12

RUSHING:		DEREK WATT				
DATE	OPP.	NO.	YDS	AVG	LG	TD
09/12	at Buffalo	0	0	0.0	--	0
09/19	Las Vegas	0	0	0.0	--	0
09/26	Cincinnati	0	0	0.0	--	0
10/03	at Green Bay	0	0	0.0	--	0
10/10	Denver	0	0	0.0	--	0
10/17	Seattle	0	0	0.0	--	0
10/31	at Cleveland	0	0	0.0	--	0
11/08	Chicago	0	0	0.0	--	0
11/14	Detroit	0	0	0.0	--	0
11/21	at L. A. Chargers	0	0	0.0	--	0
11/28	at Cincinnati	0	0	0.0	--	0
12/05	Baltimore	0	0	0.0	--	0
12/09	at Minnesota	0	0	0.0	--	0
12/19	Tennessee	0	0	0.0	--	0
12/26	at Kansas City	0	0	0.0	--	0
01/03	Cleveland	1	1	1.0	1	0
01/09	at Baltimore	0	0	0.0	--	0
TOTALS		1	1	1.0	1	0

2021 REGULAR SEASON INDIVIDUAL GAME-BY-GAME STATS																				
RECEIVING:		KALEN BALLAGE							CHASE CAYPOOL							ERIC EBFRON				
DATE	OPP.	NO.	YDS	AVG	LG	TD		NO.	YDS	AVG	LG	TD		NO.	YDS	AVG	LG	TD		
09/12	at Buffalo	0	0	0.0	--	0		3	45	15.0	22	0		1	19	19.0	19	0		
09/19	Las Vegas	0	0	0.0	--	0		3	70	23.3	52	0		0	0	0.0	--	0		
09/26	Cincinnati	0	0	0.0	--	0		9	96	10.7	29	0		0	0	0.0	--	0		
10/03	at Green Bay	0	0	0.0	--	0		ON INACTIVE LIST							2	8	4.0	4	0	
10/10	Denver	0	0	0.0	--	0		5	130	26.0	59	1		2	10	5.0	5	0		
10/17	Seattle	0	0	0.0	--	0		2	17	8.5	12	0		2	10	5.0	6	0		
10/31	at Cleveland	0	0	0.0	--	0		4	45	11.3	16	0		ON INACTIVE LIST						
11/08	Chicago	1	2	2.0	2	0		3	30	10.0	26	0		ON INACTIVE LIST						
11/14	Detroit	0	0	0.0	--	0		ON INACTIVE LIST							2	13	6.5	9	0	
11/21	at L.A. Chargers	0	0	0.0	--	0		5	93	18.6	37	0		3	24	8.0	18	1		
11/28	at Cincinnati	1	6	6.0	6	0		3	82	27.3	41	0		INJURED RESERVE						
12/05	Baltimore	0	0	0.0	--	0		2	52	26.0	40	0		INJURED RESERVE						
12/09	at Minnesota	0	0	0.0	--	0		8	93	11.6	38	0		INJURED RESERVE						
12/19	Tennessee	0	0	0.0	--	0		0	12	0.0	12	0		INJURED RESERVE						
12/26	at Kansas City	0	0	0.0	--	0		4	41	10.3	24	0		INJURED RESERVE						
01/03	Cleveland	0	0	0.0	--	0		3	17	5.7	8	0		INJURED RESERVE						
01/09	at Baltimore	0	0	0.0	--	0		5	37	7.4	10	1		INJURED RESERVE						
TOTALS		2	8	4.0	6	0		59	860	14.6	59	2		12	84	7.0	19	1		

RECEIVING:		PAT FREIERMUTH							ZACH GENTRY							NAJEE HARRIS				
DATE	OPP	NO.	YDS	AVG	LG	TD			NO.	YDS	AVG	LG	TD			NO.	YDS	AVG	LG	TD
09/12	at Buffalo	1	24	24.0	24	0			1	-2	-2.0	-2	0			1	4	4.0	4	0
09/19	Las Vegas	4	36	9.0	14	0			0	0	0.0	--	0			5	43	8.6	25t	1
09/26	Cincinnati	3	22	7.3	15	1			0	0	0.0	--	0			14	102	7.3	21	0
10/03	at Green Bay	1	11	11.0	11	0			1	10	10.0	10	0			6	29	4.8	9	0
10/10	Denver	2	7	3.5	4	0			1	13	13.0	13	0			2	20	10.0	14	0
10/17	Seattle	7	58	8.3	12	0			0	0	0.0	--	0			6	46	7.7	12	1
10/31	at Cleveland	4	44	11.0	22	1			3	39	13.0	24	0			3	29	9.7	20	0
11/08	Chicago	5	43	8.6	13	2			0	0	0.0	--	0			3	16	5.3	9	0
11/14	Detroit	5	31	6.2	10	0			0	0	0.0	--	0			4	28	7.0	10	0
11/21	at L.A. Chargers	4	11	2.8	5t	1			0	0	0.0	--	0			5	20	4.0	7	0
11/28	at Cincinnati	4	40	10.0	15t	1			1	10	10.0	10	0			3	14	4.7	12	0
12/05	Baltimore	3	26	8.7	17	0			2	10	5.0	5	0			5	36	7.2	18	0
12/09	at Minnesota	2	32	16.0	17	1			0	0	0.0	--	0			3	10	3.3	6	1
12/19	Tennessee	4	37	9.3	14	0			1	17	17.0	17	0			2	8	4.0	5	0
12/26	at Kansas City	ON INACTIVE LIST							4	31	7.8	12	0			5	17	3.4	6	0
01/03	Cleveland	5	22	4.4	12	0			1	0	0.0	--	0			3	18	6.0	13	0
01/09	at Baltimore	6	53	8.8	14	0			4	39	9.8	25	0			4	27	6.8	11	0
TOTALS		60	497	8.3	24	7			19	167	8.8	25	0			74	467	6.3	25T	3

RECEIVING:		DIONTAE JOHNSON							RAY-RAY MCCLOUD							ANTHONY MCFARLAND JR.				
DATE	OPP	NO.	YDS	AVG	LG	TD			NO.	YDS	AVG	LG	TD			NO.	YDS	AVG	LG	TD
09/12	at Buffalo	5	36	7.2	14	1			0	0	0.0	--	0			INJURED RESERVE				
09/19	Las Vegas	9	105	11.7	41	0			0	0	0.0	--	0			INJURED RESERVE				
09/26	Cincinnati	ON INACTIVE LIST							3	33	11.0	24	0			INJURED RESERVE				
10/03	at Green Bay	9	92	10.2	45t	1			1	2	2.0	2	0			INJURED RESERVE				
10/10	Denver	2	72	36.0	50t	1			1	1	1.0	1	0			INJURED RESERVE				
10/17	Seattle	9	71	7.9	23	0			2	18	9.0	15	0			INJURED RESERVE - DESIGNATED FOR RETURN				
10/31	at Cleveland	6	98	16.3	50	0			0	0	0.0	--	0			0	0	0.0	--	0
11/08	Chicago	5	56	11.2	22	0			1	12	12.0	12	0			ON INACTIVE LIST				
11/14	Detroit	7	83	11.9	36	0			9	63	7.0	17	0			ON INACTIVE LIST				
11/21	at L.A. Chargers	7	101	14.4	32	1			2	12	6.0	8	0			ON INACTIVE LIST				
11/28	at Cincinnati	9	95	10.6	16	0			RESERVE/COVID-19							1	11	11.0	11	0
12/05	Baltimore	8	105	13.1	29t	2			1	7	7.0	7	0			ON INACTIVE LIST				
12/09	at Minnesota	5	76	15.2	37	0			6	32	5.3	10	0			INACTIVE				
12/19	Tennessee	5	38	7.6	16	0			1	0	0.0	--	0			ON INACTIVE LIST				
12/26	at Kansas City	6	51	8.5	18	1			4	25	6.3	17	0			RESERVE/COVID-19				
01/03	Cleveland	8	31	3.9	10	1			4	35	8.8	12	0			RESERVE/COVID-19				
01/09	at Baltimore	7	51	7.3	16	0			4	37	9.3	20	0			ON INACTIVE LIST				
TOTALS		107	1,161	10.9	50T	8			39	277	7.1	24	0			1	11	11.0	11	0

RECEIVING:		KEVIN RADER							JUJU SMITH-SCHUSTER							BENNY SNELL JR.				
DATE	OPP.	NO.	YDS	AVG	LG	TD			NO.	YDS	AVG	LG	TD			NO.	YDS	AVG	LG	TD
09/12	at Buffalo	PRACTICE SQUAD							4	52	13.0	24	0			0	0	0.0	--	0
09/19	Las Vegas	PRACTICE SQUAD							6	41	6.8	17	0			0	0	0.0	--	0
09/26	Cincinnati	PRACTICE SQUAD							3	25	8.3	16	0			0	0	0.0	--	0
10/03	at Green Bay	PRACTICE SQUAD							2	11	5.5	9	0			0	0	0.0	--	0
10/10	Denver	PRACTICE SQUAD							0	0	0.0	--	0			0	0	0.0	--	0
10/17	Seattle	PRACTICE SQUAD							INJURED RESERVE							0	0	0.0	--	0
10/31	at Cleveland	PRACTICE SQUAD							INJURED RESERVE							1	7	7.0	7	0
11/08	Chicago	PRACTICE SQUAD							INJURED RESERVE							0	0	0.0	--	0
11/14	Detroit	PRACTICE SQUAD							INJURED RESERVE							0	0	0.0	--	0
11/21	at L.A. Chargers	PRACTICE SQUAD							INJURED RESERVE							0	0	0.0	--	0
11/28	at Cincinnati	ON INACTIVE LIST							INJURED RESERVE							0	0	0.0	--	0
12/05	Baltimore	0	0	0.0	--	0			INJURED RESERVE							0	0	0.0	--	0
12/09	at Minnesota	0	0	0.0	--	0			INJURED RESERVE							0	0	0.0	--	0
12/19	Tennessee	ON INACTIVE LIST							INJURED RESERVE							0	0	0.0	--	0
12/26	at Kansas City	1	7	7.0	7	0			INJURED RESERVE							1	6	6.0	6	0
01/03	Cleveland	0	0	0.0	--	0			INJURED RESERVE							0	0	0.0	--	0
01/09	at Baltimore	0	0	0.0	--	0			INJURED RESERVE							0	0	0.0	--	0
TOTALS		1	7	7.0	7	0			15	129	8.6	24	0			2	13	6.5	7	0

RECEIVING:		JAMES WASHINGTON					DEREK WATT					CODY WHITE				
DATE	OPP.	NO.	YDS	AVG	LG	TD	NO.	YDS	AVG	LG	TD	NO.	YDS	AVG	LG	TD
09/12	at Buffalo	2	10	5.0	9	0	0	0	0.0	--	0	PRACTICE SQUAD				
09/19	Las Vegas	0	0	0.0	--	0	0	0	0.0	--	0	PRACTICE SQUAD				
09/26	Cincinnati	3	20	6.7	8	0	1	3	3.0	3	0	2	17	8.5	11	0
10/03	at Green Bay	4	69	17.3	30	0	0	0	0.0	--	0	0	0	0.0	--	0
10/10	Denver	ON INACTIVE LIST					0	0	0.0	--	0	0	0	0.0	--	0
10/17	Seattle	1	9	9.0	9	0	0	0	0.0	--	0	0	0	0.0	--	0
10/31	at Cleveland	1	4	4.0	4	0	0	0	0.0	--	0	0	0	0.0	--	0
11/08	Chicago	1	42	42.0	42	0	1	3	3.0	3	0	0	0	0.0	--	0
11/14	Detroit	2	15	7.5	9t	1	1	9	9.0	9	0	0	0	0.0	--	0
11/21	at L.A. Chargers	2	12	6.0	7	0	0	0	0.0	--	0	0	0	0.0	--	0
11/28	at Cincinnati	1	3	3.0	3	0	0	0	0.0	--	0	0	0	0.0	--	0
12/05	Baltimore	0	0	0.0	--	0	0	0	0.0	--	0	0	0	0.0	--	0
12/09	at Minnesota	4	65	16.3	30t	1	0	0	0.0	--	0	0	0	0.0	--	0
12/19	Tennessee	3	36	12.0	19	0	0	0	0.0	--	0	0	0	0.0	--	0
12/26	at Kansas City	0	0	0.0	--	0	0	0	0.0	--	0	3	16	5.3	6	0
01/03	Cleveland	0	0	0.0	--	0	0	0	0.0	--	0	0	0	0.0	--	0
01/09	at Baltimore	RESERVE/COVID-19					0	0	0.0	--	0	0	0	0.0	--	0
TOTALS		24	285	11.9	42	2	3	15	5.0	9	0	5	33	6.6	11	0

DATE		OPP.		JAMES PIERRE										JOE SCHABERT										ROBERT SPILLANE																									
				S	A	TK	TLFY	SK	SKY	INT	FR	FF	PR	PD	S	A	TK	TLFY	SK	SKY	INT	FR	FF	PR	PD	S	A	TK	TLFY	SK	SKY	INT	FR	FF	PR	PD													
ON INACTIVE LIST																																																	
09/12		at Buffalo		6	0	6	0	0	0.0	0	0	0	0	0	1	2	4	6	0	0	0.0	0	0	0	0	0	0	0	0	0	0	0	0	0	0	0	0												
09/19		Las Vegas		6	0	6	0	0	0.0	0	0	0	0	0	0	6	4	10	0	0	0.0	0	0	0	0	0	0	2	7	3	10	1	2	0	0.0	0	0	0	0										
09/26		Cincinnati		0	0	0	0	0	0.0	0	0	0	0	0	0	1	4	5	0	0	0.0	0	0	0	0	0	0	0	0	0	0	0	0.0	0	0	0	0	0											
10/03		at Green Bay		1	0	1	0	0	0.0	0	0	0	0	0	0	5	3	8	0	0	0.0	0	0	0	0	0	0	1	0	0	0	0	0.0	0	0	0	0	0											
10/10		Denver		6	0	6	0	0	0.0	1	0	0	0	2	3	2	5	0	0	0.0	0	0	0	0	0	0	0	1	1	1	2	0	0	0.0	0	0	0	0	0										
10/17		Seattle		2	1	3	0	0	0.0	0	0	0	1	0	1	1	1	2	0	0	0.0	0	0	0	0	0	0	0	2	2	0	0	0	0.0	0	0	0	0	0										
10/31		at Cleveland		0	0	0	0	0	0.0	0	0	0	0	0	0	6	3	9	0	0	0.0	0	0	0	0	0	1	0	0	1	1	0	0	0.0	0	0	0	0	0										
11/08		Chicago		1	0	1	0	0	0.0	0	0	0	0	0	0	2	3	5	0	0	0.0	0	0	0	0	0	0	0	0	0	0	0	0.0	0	0	0	0	0	0										
11/14		Detroit		4	1	5	0	0	0.0	0	0	0	0	0	0	8	5	13	1	0	0.0	0	0	0	0	0	0	0	0	0	0	0	0.0	0	0	0	0	0	0										
11/21		at L.A. Chargers		5	0	5	0	0	0.0	0	0	0	0	0	0	3	1	4	0	0	0.0	0	0	0	0	0	0	0	0	0	0	0	0.0	0	0	0	0	0	0										
11/28		at Cincinnati		3	1	4	0	0	0.0	0	0	0	0	0	0	8	2	10	0	0	0.0	0	0	0	0	0	0	0	0	0	0	0	0.0	0	0	0	0	0	0										
12/05		Baltimore		0	0	0	0	0	0.0	0	0	0	0	0	0	6	1	7	0	0	0.0	0	0	0	0	0	0	0	0	0	0	0	0.0	0	0	0	0	0	0										
12/09		at Minnesota		0	0	0	0	0	0.0	0	0	0	0	0	0	4	3	7	0	0	0.0	0	0	0	0	0	0	0	0	0	0	0	0.0	0	0	0	0	0	0										
12/19		Tennessee		0	0	0	0	0	0.0	0	0	0	0	0	0	4	3	7	0	0	0.0	1	0	0	0	0	1	1	1	2	3	0	0	0.0	0	0	0	0	0										
12/26		at Kansas City		0	0	0	0	0	0.0	0	0	0	0	0	0	4	6	10	1	1	0.0	0	0	0	0	0	0	0	5	8	13	0	0	0.0	0	0	0	0	0										
01/03		Cleveland		0	0	0	0	0	0.0	0	0	0	0	0	0	RESERVE/COVID-19																4	4	8	1	2	0	0.0	0	0	0	0	0	0	0	0	0	0	0
01/09		at Baltimore		0	0	0	0	0	0.0	0	0	0	0	0	0	4	0	4	0	0	0.0	0	0	0	0	0	0	0	0	3	1	4	0	0	0.0	0	0	0	0	0	0								
TOTALS				34	3	37	0	0	0.0	0.0	1	0	1	0	4	70	42	112	2	1	0.0	0	0	0	0	0	1	0	1	6	23	22	45	2	4	0.0	0	0	0	0									

DATE	OPP.	CAMERON SUTTON												DERREK TUSZKA												T.J. WATT													
		S	A	TK	TFL	TFL Y	SK	SKY	INT	FR	FF	PR	PD	S	A	TK	TFL	TFL Y	SK	SKY	INT	FR	FF	PR	PD	S	A	TK	TFL	TFL Y	SK	SKY	INT	FR	FF	PR	PD		
09/12	at Buffalo	5	0	5	2	9	0.0	0.0	0	0	0	0	2	PRACTICE SQUAD												3	0	3	1	5	2.0	10.0	0	0	1	5	0		
09/19	Las Vegas	2	1	3	0	0	0.0	0.0	0	0	0	0	0	PRACTICE SQUAD												3	1	4	0	0	1.0	1.0	0	0	1	1	0		
09/26	Cincinnati	2	0	2	0	0	0.0	0.0	0	0	0	0	0	PRACTICE SQUAD												ON INACTIVE LIST													
10/03	at Green Bay	1	0	1	0	0	0.0	0.0	0	0	0	0	1	0	0	0	0	0.0	0.0	0	0	0	0	0	0	3	1	4	2	6	2.0	6.0	0	1	0	2	0		
10/10	Denver	ON INACTIVE LIST												0	0	0	0	0.0	0.0	0	0	0	0	0	0	0	3	0	3	1	4	0	0	0.0	0	0	0	2	0
10/17	Seattle	2	1	3	0	0	0.0	0.0	0	0	0	0	0	0	0	0	0	0.0	0.0	0	0	0	0	0	0	6	1	7	3	14	2.0	13.0	0	0	1	2	3		
10/31	at Cleveland	3	0	3	1	2	0.0	0.0	0	0	0	0	0	1	0	1	0	0	0.0	0.0	0	0	0	0	0	4	2	6	1	5	1.5	7.5	0	1	0	3	0		
11/08	Chicago	3	0	3	0	0	0.0	0.0	0	0	0	0	0	0	0	0	0	0	0.0	0.0	0	0	0	0	0	4	3	7	3	13	3.0	13.0	0	0	0	3	1		
11/14	Detroit	0	0	0	0	0	0.0	0.0	0	0	0	0	0	0	0	0	0	0	0.0	0.0	0	0	0	0	0	3	2	5	2	7	1.0	6.0	0	0	0	2	0		
11/21	at L.A. Chargers	7	3	10	1	2	0.0	0.0	1	0	0	1	1	0	1	0	0	0	0.0	0.0	0	0	0	0	0	ON INACTIVE LIST													
11/28	at Cincinnati	3	1	4	0	0	0.0	0.0	0	0	0	0	0	2	2	0	0	0	0.0	0.0	0	0	0	1	0	1	1	2	0	0	0.0	0.0	0	0	0	0	0		
12/05	Baltimore	4	0	4	0	0	0.0	0.0	0	0	0	0	0	1	1	2	0	0	0.0	0.0	0	0	0	0	0	5	1	6	3	8	3.5	12.0	0	0	1	6	0		
12/09	at Minnesota	4	0	4	0	0	0.0	0.0	0	0	0	0	1	0	2	2	0	0	0.0	0.0	0	0	0	0	0	0	1	1	0	0	0.0	0.0	0	0	0	1	0		
12/19	Tennessee	2	1	3	0	0	0.0	0.0	0	0	1	0	0	1	2	3	0	0	1.0	8.0	0	0	1	0	0	4	1	5	1	10	1.5	15.0	0	1	0	4	0		
12/26	at Kansas City	0	0	0	0	0	0.0	0.0	0	0	0	0	0	0	1	1	0	0	0.0	0.0	0	0	0	0	0	1	0	1	0	0	0.0	0.0	0	0	0	0	0		
01/03	Cleveland	1	1	2	0	0	0.0	0.0	0	0	0	0	0	2	0	2	1	5	1.0	5.0	0	0	0	0	1	0	5	0	5	3	25	4.0	25.0	0	0	0	5	2	
01/09	at Baltimore	5	0	5	0	0	0.0	0.0	1	0	0	1	0	0	0	0	0	0	0.0	0.0	0	0	0	0	0	3	2	5	1	3	1.0	3.0	0	0	1	3	1		
TOTALS		44	8	52	4	13			2	0	1	0	6	6	8	14	1	5	2.0	13.0	0	0	1	2	0	48	16	64	21	100	22.5	111.5	0	3	5	39	7		

		AHKELLO WITHERSPOON											CHRIS WORMLEY													
DATE	OPP.	TFL											TFL													
		S	A	TK	TFL	Y	SK	SKY	INT	FR	FF	PR	PD	S	A	TK	TFL	Y	SK	SKY	INT	FR	FF	PR	PD	
09/12	at Buffalo	ON INACTIVE LIST											0	1	1	0	0	0.0	0.0	0	0	0	0	0	0	0
09/19	Las Vegas	0	0	0	0	0	0.0	0.0	0	0	0	0	0	1	0	1	0	0	0.0	0.0	0	0	0	0	0	
09/26	Cincinnati	ON INACTIVE LIST											2	2	4	0	0	0.0	0.0	0	0	0	0	0	0	0
10/03	at Green Bay	ON INACTIVE LIST											3	1	4	0	0	0.0	0.0	0	0	0	1	0	0	0
10/10	Denver	ON INACTIVE LIST											1	0	1	0	0	0.0	0.0	0	0	0	0	0	0	0
10/17	Seattle	ON INACTIVE LIST											2	3	5	0	0	0.5	7.5	0	0	0	0	0	1	1
10/31	at Cleveland	ON INACTIVE LIST											2	2	4	1	5	1.0	5.0	0	0	0	0	1	0	1
11/08	Chicago	ON INACTIVE LIST											0	1	1	0	0	0.0	0.0	0	0	0	0	0	0	0
11/14	Detroit	ON INACTIVE LIST											2	1	3	0	0	0.0	0.0	0	0	0	0	0	0	0
11/21	at L.A. Chargers	2	0	2	0	0	0.0	0.0	0	0	0	0	0	3	1	4	0	0	0.0	0.0	0	0	0	0	0	
11/28	at Cincinnati	1	0	1	1	1	0.0	0.0	0	0	0	0	1	2	2	4	1	12	1.0	12.0	0	0	0	1	0	
12/05	Baltimore	5	0	5	0	0	0.0	0.0	0	0	0	0	1	3	2	5	2	18	2.5	19.0	0	0	0	3	0	
12/09	at Minnesota	4	0	4	0	0	0.0	0.0	2	0	0	0	3	1	1	2	0	0	0.0	0.0	0	0	0	2	0	
12/19	Tennessee	2	0	2	0	0	0.0	0.0	0	0	0	0	0	4	1	5	1	8	1.0	8.0	0	0	0	1	0	
12/26	at Kansas City	0	0	0	0	0	0.0	0.0	0	0	0	0	1	DID NOT PLAY (NON-INJURY)												
01/03	Cleveland	0	0	0	0	0	0.0	0.0	1	0	0	0	3	RESERVE/COVID-19												
01/09	at Baltimore	0	1	1	0	0	0.0	0.0	0	0	0	0	0	4	2	6	1	4	1.0	4.0	0	0	0	1	1	
TOTALS		14	1	15	1	1	0.0	0.0	3	0	0	0	9	30	20	50	6	47	7.0	55.5	0	0	1	10	3	

2021 REGULAR SEASON INDIVIDUAL GAME-BY-GAME STATS																
FUMBLE RETURNS:		CHRIS BOSWELL					DEVIN BUSH					MINKAH FITZPATRICK				
DATE	OPP	NO.	YDS	AVG	LG	TD	NO.	YDS	AVG	LG	TD	NO.	YDS	AVG	LG	TD
09/12	at Buffalo	0	0	0.0	--	0	0	0	0.0	--	0	0	0	0.0	--	0
09/19	Las Vegas	0	0	0.0	--	0	ON INACTIVE LIST					0	0	0.0	--	0
09/26	Cincinnati	0	0	0.0	--	0	0	0	0.0	--	0	0	0	0.0	--	0
10/03	at Green Bay	0	0	0.0	--	0	0	0	0.0	--	0	0	0	0.0	--	0
10/10	Denver	0	0	0.0	--	0	0	0	0.0	--	0	0	0	0.0	--	0
10/17	Seattle	0	0	0.0	--	0	1	0	0.0	--	0	0	0	0.0	--	0
10/31	at Cleveland	0	0	0.0	--	0	0	0	0.0	--	0	0	0	0.0	--	0
11/08	Chicago	1	0	0.0	--	0	0	0	0.0	--	0	0	0	0.0	--	0
11/14	Detroit	0	0	0.0	--	0	0	0	0.0	--	0	0	0	0.0	--	0
11/21	at L.A. Chargers	0	0	0.0	--	0	0	0	0.0	--	0	RESERVE/COVID-19				
11/28	at Cincinnati	0	0	0.0	--	0	0	0	0.0	--	0	0	0	0.0	--	0
12/05	Baltimore	0	0	0.0	--	0	0	0	0.0	--	0	0	0	0.0	--	0
12/09	at Minnesota	0	0	0.0	--	0	0	0	0.0	--	0	0	0	0.0	--	0
12/19	Tennessee	0	0	0.0	--	0	0	0	0.0	--	0	1	-1	-1.0	-1	0
12/26	at Kansas City	0	0	0.0	--	0	RESERVE/COVID-19					0	0	0.0	--	0
01/03	Cleveland	0	0	0.0	--	0	RESERVE/COVID-19					0	0	0.0	--	0
01/09	at Baltimore	0	0	0.0	--	0	0	0	0.0	--	0	0	0	0.0	--	0
TOTALS		1	0	0.0	--	0	1	0	0.0	--	0	1	-1	-1.0	-1	0

FUMBLE RETURNS:		CAMERON HEYWARD					HENRY MONDEAUX					T.J. WATT				
DATE	OPP	NO.	YDS	AVG	LG	TD	NO.	YDS	AVG	LG	TD	NO.	YDS	AVG	LG	TD
09/12	at Buffalo	1	0	0.0	--	0	PRACTICE SQUAD					0	0	0.0	--	0
09/19	Las Vegas	0	0	0.0	--	0	DID NOT PLAY					0	0	0.0	--	0
09/26	Cincinnati	0	0	0.0	--	0	0	0	0.0	--	0	ON INACTIVE LIST				
10/03	at Green Bay	0	0	0.0	--	0	0	0	0.0	--	0	1	0	0.0	--	0
10/10	Denver	0	0	0.0	--	0	0	0	0.0	--	0	0	0	0.0	--	0
10/17	Seattle	0	0	0.0	--	0	0	0	0.0	--	0	0	0	0.0	--	0
10/31	at Cleveland	0	0	0.0	--	0	0	0	0.0	--	0	1	0	0.0	--	0
11/08	Chicago	0	0	0.0	--	0	0	0	0.0	--	0	0	0	0.0	--	0
11/14	Detroit	0	0	0.0	--	0	0	0	0.0	--	0	0	0	0.0	--	0
11/21	at L.A. Chargers	0	0	0.0	--	0	0	0	0.0	--	0	ON INACTIVE LIST				
11/28	at Cincinnati	0	0	0.0	--	0	0	0	0.0	--	0	0	0	0.0	--	0
12/05	Baltimore	0	0	0.0	--	0	0	0	0.0	--	0	0	0	0.0	--	0
12/09	at Minnesota	0	0	0.0	--	0	0	0	0.0	--	0	0	0	0.0	--	0
12/19	Tennessee	0	0	0.0	--	0	0	0	0.0	--	0	1	0	0.0	--	0
12/26	at Kansas City	0	0	0.0	--	0	0	0	0.0	--	0	0	0	0.0	--	0
01/03	Cleveland	0	0	0.0	--	0	0	0	0.0	--	0	0	0	0.0	--	0
01/09	at Baltimore	0	0	0.0	--	0	1	0	0.0	--	0	0	0	0.0	--	0
TOTALS		1	0	0.0	--	0	1	0	0.0	--	0	3	0	0.0	--	0

2021 REGULAR SEASON INDIVIDUAL GAME-BY-GAME STATS																					
INTERCEPTION RETURNS:		TERRELL EDMUNDS					MINKAH FITZPATRICK					CAMERON HEYWARD					TRE NORWOOD				
DATE	OPP.	NO.	YDS	AVG	LG	TD	NO.	YDS	AVG	LG	TD	NO.	YDS	AVG	LG	TD	NO.	YDS	AVG	LG	TD
09/12	at Buffalo	0	0	0.0	--	0	0	0	0.0	--	0	0	0	0.0	--	0	0	0	0.0	--	0
09/19	Las Vegas	0	0	0.0	--	0	0	0	0.0	--	0	0	0	0.0	--	0	0	0	0.0	--	0
09/26	Cincinnati	1	15	15.0	15	0	0	0	0.0	--	0	0	0	0.0	--	0	0	0	0.0	--	0
10/03	at Green Bay	0	0	0.0	--	0	0	0	0.0	--	0	0	0	0.0	--	0	0	0	0.0	--	0
10/10	Denver	0	0	0.0	--	0	0	0	0.0	--	0	0	0	0.0	--	0	0	0	0.0	--	0
10/17	Seattle	0	0	0.0	--	0	0	0	0.0	--	0	0	0	0.0	--	0	0	0	0.0	--	0
10/31	at Cleveland	0	0	0.0	--	0	0	0	0.0	--	0	0	0	0.0	--	0	0	0	0.0	--	0
11/08	Chicago	0	0	0.0	--	0	0	0	0.0	--	0	1	0	0.0	--	0	0	0	0.0	--	0
11/14	Detroit	0	0	0.0	--	0	0	0	0.0	--	0	0	0	0.0	--	0	0	0	0.0	--	0
11/21	at L.A. Chargers	0	0	0.0	--	0	RESERVE/COVID-19					0	0	0.0	--	0	0	0	0.0	--	0
11/28	at Cincinnati	0	0	0.0	--	0	1	18	18.0	18	0	0	0	0.0	--	0	0	0	0.0	--	0
12/05	Baltimore	0	0	0.0	--	0	1	0	0.0	--	0	0	0	0.0	--	0	0	0	0.0	--	0
12/09	at Minnesota	0	0	0.0	--	0	0	0	0.0	--	0	0	0	0.0	--	0	0	0	0.0	--	0
12/19	Tennessee	0	0	0.0	--	0	0	0	0.0	--	0	0	0	0.0	--	0	0	0	0.0	--	0
12/26	at Kansas City	0	0	0.0	--	0	0	0	0.0	--	0	0	0	0.0	--	0	0	0	0.0	--	0
01/03	Cleveland	0	0	0.0	--	0	0	0	0.0	--	0	0	0	0.0	--	0	1	0	0.0	--	0
01/09	at Baltimore	1	0	0.0	--	0	0	0	0.0	--	0	0	0	0.0	--	0	0	0	0.0	--	0
TOTALS		2	15	7.5	15	0	2	18	9.0	18	0	1	0	0.0	--	0	1	0	0.0	--	0

INTERCEPTION RETURNS:		JAMES PIERRE					JOE SCHOBERT					CAMERON SUTTON					AHKELLO WITHERSPOON				
DATE	OPP	NO.	YDS	AVG	LG	TD	NO.	YDS	AVG	LG	TD	NO.	YDS	AVG	LG	TD	NO.	YDS	AVG	LG	TD
09/12	at Buffalo	0	0	0.0	--	0	0	0	0.0	--	0	0	0	0.0	--	0	ON INACTIVE LIST				
09/19	Las Vegas	0	0	0.0	--	0	0	0	0.0	--	0	0	0	0.0	--	0	0	0	0.0	--	0
09/26	Cincinnati	0	0	0.0	--	0	0	0	0.0	--	0	0	0	0.0	--	0	ON INACTIVE LIST				
10/03	at Green Bay	0	0	0.0	--	0	0	0	0.0	--	0	0	0	0.0	--	0	ON INACTIVE LIST				
10/10	Denver	1	0	0.0	--	0	0	0	0.0	--	0	ON INACTIVE LIST					ON INACTIVE LIST				
10/17	Seattle	0	0	0.0	--	0	0	0	0.0	--	0	0	0	0.0	--	0	ON INACTIVE LIST				
10/31	at Cleveland	0	0	0.0	--	0	0	0	0.0	--	0	0	0	0.0	--	0	ON INACTIVE LIST				
11/08	Chicago	0	0	0.0	--	0	0	0	0.0	--	0	0	0	0.0	--	0	ON INACTIVE LIST				
11/14	Detroit	0	0	0.0	--	0	0	0	0.0	--	0	0	0	0.0	--	0	ON INACTIVE LIST				
11/21	at L.A. Chargers	0	0	0.0	--	0	0	0	0.0	--	0	1	4	4.0	4	0	0	0	0.0	--	0
11/28	at Cincinnati	0	0	0.0	--	0	0	0	0.0	--	0	0	0	0.0	--	0	0	0	0.0	--	0
12/05	Baltimore	0	0	0.0	--	0	0	0	0.0	--	0	0	0	0.0	--	0	0	0	0.0	--	0
12/09	at Minnesota	0	0	0.0	--	0	0	0	0.0	--	0	0	0	0.0	--	0	2	45	22.5	41	0
12/19	Tennessee	0	0	0.0	--	0	1	23	23.0	23	0	0	0	0.0	--	0	0	0	0.0	--	0
12/26	at Kansas City	0	0	0.0	--	0	0	0	0.0	--	0	0	0	0.0	--	0	0	0	0.0	--	0
01/03	Cleveland	0	0	0.0	--	0	RESERVE/COVID-19					0	0	0.0	--	0	1	0	0.0	--	0
01/09	at Baltimore	0	0	0.0	--	0	0	0	0.0	--	0	1	0	0.0	--	0	0	0	0.0	--	0
TOTALS		1	0	0.0	--	0	1	23	23.0	23	0	2	4	2.0	4	0	3	45	15.0	41	0

2021 REGULAR SEASON INDIVIDUAL SPECIAL TEAMS GAME-BY-GAME STATS													
		MARCUS ALLEN			CHRIS BOSWELL			JULYSEES GILBERT III			PRESSLEY HARVIN III		
DATE	OPP.	TKL	AST	TOT	TKL	AST	TOT	TKL	AST	TOT	TKL	AST	TOT
09/12	at Buffalo	0	0	0	0	0	0	1	0	1	0	0	0
09/19	Las Vegas	0	0	0	0	0	0	0	0	0	0	0	0
09/26	Cincinnati	0	0	0	0	0	0	0	0	0	0	0	0
10/03	at Green Bay	0	0	0	0	0	0	0	0	0	0	0	0
10/10	Denver	0	0	0	0	0	0	0	1	1	0	0	0
10/17	Seattle	0	0	0	0	0	0	0	1	1	0	0	0
10/31	at Cleveland	0	0	0	0	0	0	0	0	0	0	0	0
11/08	Chicago	0	0	0	0	0	0	1	0	1	0	0	0
11/14	Detroit	1	0	1	0	0	0	0	1	1	1	0	1
11/21	at L.A. Chargers	1	0	1	0	0	0	0	0	0	0	0	0
11/28	at Cincinnati	0	0	0	0	0	0	0	0	0	0	0	0
12/05	Baltimore	0	0	0	0	0	0	0	0	0	0	0	0
12/09	at Minnesota	0	0	0	0	0	0	1	0	1	0	0	0
12/19	Tennessee	0	0	0	0	0	0	1	0	1	0	0	0
12/26	at Kansas City	RESERVE/COVID-19			0	0	0	1	0	1	ON INACTIVE LIST		
01/03	Cleveland	0	1	1	0	0	0	3	0	3	ON INACTIVE LIST		
01/09	at Baltimore	1	2	3	0	0	0	1	1	2	0	0	0
TOTALS		3	3	6	0	0	0	9	4	13	1	0	1

DATE	OPP	BUDDY JOHNSON			JAMIR JONES			MILES KILLEBREW			CHRISTIAN KUNTZ		
		TKL	AST	TOT	TKL	AST	TOT	TKL	AST	TOT	TKL	AST	TOT
09/12	at Buffalo	0	0	0	0	0	0	0	0	0	0	0	0
09/19	Las Vegas	0	0	0	1	0	1	0	0	0	0	0	0
09/26	Cincinnati	DID NOT PLAY (NON-INJURY)			1	0	1	0	0	0	0	0	0
10/03	at Green Bay	ON INACTIVE LIST			Rams			1	1	2	1	0	1
10/10	Denver	ON INACTIVE LIST			Rams			0	0	0	1	0	1
10/17	Seattle	ON INACTIVE LIST			Rams			0	1	1	0	0	0
10/31	at Cleveland	ON INACTIVE LIST			Rams			2	0	2	0	0	0
11/08	Chicago	ON INACTIVE LIST			Rams			0	0	0	0	0	0
11/14	Detroit	ON INACTIVE LIST			Rams			0	0	0	0	0	0
11/21	at L.A. Chargers	ON INACTIVE LIST			Rams			1	0	1	0	0	0
11/28	at Cincinnati	ON INACTIVE LIST			Rams			0	0	0	0	0	0
12/05	Baltimore	1	0	1	Rams			0	1	1	0	0	0
12/09	at Minnesota	1	0	1	Rams			0	0	0	0	0	0
12/19	Tennessee	ON INACTIVE LIST			Rams			0	0	0	0	0	0
12/26	at Kansas City	ON INACTIVE LIST			Rams			0	0	0	0	0	0
01/03	Cleveland	ON INACTIVE LIST			Jaguars			0	0	0	0	0	0
01/09	at Baltimore	INJURED RESERVE			Jaguars			0	0	0	0	0	0
TOTALS		2	0	2	2	0	2	4	3	7	2	0	2

DATE	OPP	JUSTIN LAYNE			ARTHUR MAULET			RAY-RAY MCCLOUD			TRE NORWOOD		
		TKL	AST	TOT	TKL	AST	TOT	TKL	AST	TOT	TKL	AST	TOT
09/12	at Buffalo	0	1	1	1	0	1	0	0	0	1	0	1
09/19	Las Vegas	0	1	1	0	0	0	0	0	0	0	0	0
09/26	Cincinnati	1	0	1	0	0	0	0	0	0	0	0	0
10/03	at Green Bay	0	0	0	0	0	0	0	0	0	0	0	0
10/10	Denver	1	0	1	0	0	0	0	0	0	0	0	0
10/17	Seattle	1	0	1	0	0	0	0	0	0	0	0	0
10/31	at Cleveland	0	0	0	0	0	0	0	0	0	0	0	0
11/08	Chicago	2	0	2	0	0	0	0	0	0	0	0	0
11/14	Detroit	1	0	1	0	0	0	0	0	0	0	0	0
11/21	at L.A. Chargers	0	0	0	0	0	0	0	0	0	0	0	0
11/28	at Cincinnati	1	0	1	0	0	0	RESERVE/COVID-19			0	0	0
12/05	Baltimore	0	0	0	0	0	0	0	0	0	0	1	1
12/09	at Minnesota	0	0	0	0	0	0	0	0	0	0	0	0
12/19	Tennessee	1	0	1	0	0	0	0	0	0	0	0	0
12/26	at Kansas City	0	0	0	0	0	0	0	0	0	0	0	0
01/03	Cleveland	1	1	2	RESERVE/COVID-19			0	0	0	0	0	0
01/09	at Baltimore	0	0	0	0	0	0	0	0	0	1	0	1
TOTALS		9	3	12	1	0	1	0	0	0	2	1	3

DATE	OPP	JAMES PIERRE			KEVIN RADER			BENNY SNELL JR.			ROBERT SPILLANE		
		TKL	AST	TOT	TKL	AST	TOT	TKL	AST	TOT	TKL	AST	TOT
09/12	at Buffalo	0	1	1	PRACTICE SQUAD			0	1	1	ON INACTIVE LIST		
09/19	Las Vegas	0	1	1	PRACTICE SQUAD			0	0	0	0	2	2
09/26	Cincinnati	1	0	1	PRACTICE SQUAD			0	0	0	0	0	0
10/03	at Green Bay	0	0	0	PRACTICE SQUAD			0	0	0	1	0	1
10/10	Denver	0	0	0	PRACTICE SQUAD			0	0	0	0	0	0
10/17	Seattle	0	1	1	PRACTICE SQUAD			1	0	1	1	0	1
10/31	at Cleveland	0	0	0	PRACTICE SQUAD			0	0	0	1	0	1
11/08	Chicago	1	0	1	PRACTICE SQUAD			0	0	0	0	0	0
11/14	Detroit	0	2	2	PRACTICE SQUAD			0	1	1	1	1	2
11/21	at L.A. Chargers	0	0	0	PRACTICE SQUAD			0	0	0	1	1	2
11/28	at Cincinnati	0	0	0	ON INACTIVE LIST			1	0	1	RESERVE/COVID-19		
12/05	Baltimore	0	1	1	0	0	0	0	0	0	INACTIVE		
12/09	at Minnesota	0	0	0	0	0	0	0	0	0	0	0	0
12/19	Tennessee	1	0	1	ON INACTIVE LIST			0	1	1	0	1	1
12/26	at Kansas City	0	0	0	0	0	0	0	0	0	0	0	0
01/03	Cleveland	0	0	0	2	1	3	1	1	2	0	0	0
01/09	at Baltimore	0	1	1	0	0	0	0	0	0	1	0	1
TOTALS		3	7	10	2	1	3	3	4	7	6	5	11

DATE	OPP.	DERREK TUSZKA			DEREK WATT			CODY WHITE		
		TKL	AST	TOT	TKL	AST	TOT	TKL	AST	TOT
09/12	at Buffalo	PRACTICE SQUAD			1	0	1	PRACTICE SQUAD		
09/19	Las Vegas	PRACTICE SQUAD			0	0	0	PRACTICE SQUAD		
09/26	Cincinnati	PRACTICE SQUAD			1	0	1	0	0	0
10/03	at Green Bay	0	0	0	1	0	1	0	0	0
10/10	Denver	1	0	1	0	1	1	0	0	0
10/17	Seattle	0	0	0	2	0	2	0	0	0
10/31	at Cleveland	0	0	0	0	0	0	0	0	0
11/08	Chicago	0	0	0	1	0	1	1	1	2
11/14	Detroit	0	0	0	1	0	1	0	1	1
11/21	at L.A. Chargers	0	0	0	0	0	0	0	0	0
11/28	at Cincinnati	0	0	0	1	0	1	0	0	0
12/05	Baltimore	0	0	0	0	1	1	1	0	1
12/09	at Minnesota	0	0	0	1	0	1	0	0	0
12/19	Tennessee	0	0	0	0	0	0	0	0	0
12/26	at Kansas City	1	0	1	0	0	0	0	0	0
01/03	Cleveland	0	0	0	1	2	3	0	0	0
01/09	at Baltimore	0	0	0	0	0	0	0	0	0
TOTALS		2	0	2	10	4	14	2	2	4

2021 REGULAR SEASON INDIVIDUAL GAME-BY-GAME STATS								
PASSING:		PRESSLEY HARVIN III						
DATE	OPP	NO.	YDS	AVG	TB	IN 20	LG	NET
09/12	at Buffalo	5	207	41.4	0	2	51	41.2
09/19	Las Vegas	4	197	49.3	0	3	59	42.8
09/26	Cincinnati	4	162	40.5	0	1	50	38.3
10/03	at Green Bay	3	102	34.0	0	1	45	34.0
10/10	Denver	2	119	59.5	0	0	63	46.5
10/17	Seattle	7	335	47.9	1	4	58	42.1
10/31	at Cleveland	4	176	44.0	0	1	56	43.8
11/08	Chicago	5	196	39.2	1	2	46	35.2
11/14	Detroit	6	280	46.7	1	3	61	31.5
11/21	at L.A. Chargers	1	46	46.0	0	0	46	47.0
11/28	at Cincinnati	5	190	38.0	0	2	42	34.6
12/05	Baltimore	5	217	43.4	0	1	64	41.0
12/09	at Minnesota	6	258	43.0	0	1	49	37.8
12/19	Tennessee	5	199	39.8	0	1	51	30.2
12/26	at Kansas City	ON INACTIVE LIST						
01/03	Cleveland	ON INACTIVE LIST						
01/09	at Baltimore	8	298	37.3	0	3	49	37.3
TOTALS		70	2,982	42.6	3	25	64	38.0

2021 REGULAR SEASON INDIVIDUAL GAME-BY-GAME STATS											
FIELD GOALS:		CHRIS BOSWELL									
DATE	OPP.	0-19	20-29	30-39	40-49	50+	TOTAL	FGM	FGA	PCT	L6
09/12	at Buffalo	0/0	2/2	0/0	1/1	0/0	3/3	3	3	100.0%	45
09/19	Las Vegas	0/0	0/0	0/0	0/0	1/1	1/1	1	1	100.0%	56
09/26	Cincinnati	0/0	1/1	0/0	0/1	0/0	1/2	1	2	50.0%	26
10/03	at Green Bay	0/0	0/0	0/0	0/0	1/1	1/1	1	1	100.0%	52
10/10	Denver	0/0	0/0	0/0	2/2	0/0	2/2	2	2	100.0%	48
10/17	Seattle	0/0	1/1	1/1	0/0	1/1	3/3	3	3	100.0%	52
10/31	at Cleveland	0/0	0/0	1/1	0/0	0/0	1/1	1	1	100.0%	31
11/08	Chicago	0/0	0/0	0/0	1/1	2/2	3/3	3	3	100.0%	54
11/14	Detroit	0/0	2/2	0/0	0/0	1/1	3/3	3	3	100.0%	51
11/21	at L.A. Chargers	0/0	0/0	2/2	1/1	0/0	3/3	3	3	100.0%	45
11/28	at Cincinnati	0/0	0/0	0/0	1/1	0/0	1/1	1	1	100.0%	40
12/05	Baltimore	0/0	0/0	0/0	1/1	1/1	2/2	2	2	100.0%	53
12/09	at Minnesota	0/0	0/0	0/0	0/1	0/0	0/1	0	1	0.0%	0
12/19	Tennessee	0/0	1/1	1/1	2/2	0/1	4/5	4	5	80.0%	48
12/26	at Kansas City	0/0	0/0	1/2	0/0	0/0	1/2	1	2	50.0%	34
01/03	Cleveland	0/0	1/1	1/1	1/1	1/1	4/4	4	4	100.0%	50
01/09	at Baltimore	0/0	1/1	1/1	1/1	0/0	3/3	3	3	100.0%	40
TOTALS		0/0	9/9	8/9	11/13	8/9	36/40	36	40	90.0%	56

2021 REGULAR SEASON INDIVIDUAL GAME-BY-GAME STATS													
KICKOFF RETURNS:		RAY-RAY MCCLOUD						ANTHONY MCFARLAND JR.					
DATE	OPP.	NO.	YDS	AVG	LG	FC	TD	NO.	YDS	AVG	LG	FC	TD
09/12	at Buffalo	0	0	0.0	0	0	0			INJURED RESERVE			
09/19	Las Vegas	4	92	23.0	28	0	0			INJURED RESERVE			
09/26	Cincinnati	1	22	22.0	22	0	0			INJURED RESERVE			
10/03	at Green Bay	3	99	33.0	40	0	0			INJURED RESERVE			
10/10	Denver	2	35	17.5	20	0	0			INJURED RESERVE			
10/17	Seattle	3	73	24.3	37	0	0			INJURED RESERVE - DESIGNATED FOR RETURN			
10/31	at Cleveland	2	44	22.0	25	0	0	0	0	0.0	0	0	0
11/08	Chicago	2	40	20.0	21	0	0			ON INACTIVE LIST			
11/14	Detroit	2	35	17.5	21	0	0			ON INACTIVE LIST			
11/21	at L.A. Chargers	2	63	31.5	33	0	0			ON INACTIVE LIST			
11/28	at Cincinnati			RESERVE/COVID-19				3	73	24.3	25	0	0
12/05	Baltimore	3	46	15.3	19	0	0			ON INACTIVE LIST			
12/09	at Minnesota	3	62	20.7	23	0	0			INACTIVE			
12/19	Tennessee	2	38	19.0	20	0	0			ON INACTIVE LIST			
12/26	at Kansas City	3	61	20.3	29	0	0			RESERVE/COVID-19			
01/03	Cleveland	0	0	0.0	0	0	0			RESERVE/COVID-19			
01/09	at Baltimore	3	66	22.0	32	0	0			ON INACTIVE LIST			
TOTALS		35	776	22.2	40	0	0	3	73	24.3	25	0	0

2021 REGULAR SEASON INDIVIDUAL GAME-BY-GAME STATS													
PUNT RETURNS:		RAY-RAY MCCLOUD						CAMERON SUTTON					
DATE	OPP.	NO.	YDS	AVG	LG	FC	TD	NO.	YDS	AVG	LG	FC	TD
09/12	at Buffalo	1	5	5.0	5	0	0	0	0	0.0	0	0	0
09/19	Las Vegas	2	21	10.5	15	1	0	0	0	0.0	0	0	0
09/26	Cincinnati	1	14	14.0	14	2	0	0	0	0.0	0	0	0
10/03	at Green Bay	1	14	14.0	14	1	0	0	0	0.0	0	0	0
10/10	Denver	1	0	0.0	0	3	0	ON INACTIVE LIST					
10/17	Seattle	4	29	7.3	14	0	0	0	0	0.0	0	0	0
10/31	at Cleveland	2	29	14.5	19	0	0	0	0	0.0	0	0	0
11/08	Chicago	4	28	7.0	14	1	0	0	0	0.0	0	0	0
11/14	Detroit	6	54	9.0	13	1	0	0	0	0.0	0	0	0
11/21	at L.A. Chargers	0	0	0.0	0	0	0	0	0	0.0	0	0	0
11/28	at Cincinnati	RESERVE/COVID-19						2	3	1.5	3	0	0
12/05	Baltimore	4	33	8.3	14	0	0	0	0	0.0	0	0	0
12/09	at Minnesota	1	8	8.0	8	1	0	0	0	0.0	0	0	0
12/19	Tennessee	3	39	13.0	17	0	0	0	0	0.0	0	0	0
12/26	at Kansas City	1	20	20.0	20	0	0	0	0	0.0	0	0	0
01/03	Cleveland	5	44	8.8	15	0	0	0	0	0.0	0	0	0
01/09	at Baltimore	2	29	14.5	23	2	0	0	0	0.0	0	0	0
TOTALS		38	367	9.7	23	12	0	2	3	1.5	3	0	0



WEEK 18
Pittsburgh Steelers 16, Baltimore Ravens 13 (OT)
70,453 M&T Bank Stadium Jan 9, 2022



Pittsburgh Steelers	3	0	3	7	3	—	16
Baltimore Ravens	0	3	7	3	0	—	13

SCORING DRIVES

TEAM	QTR	TIME	SCORING PLAY	PIT	BAL
Steelers	1	06:06	C.Boswell 28 yd. Field Goal (7-29, 3:51)	3	0
Ravens	2	00:11	J.Tucker 24 yd. Field Goal (8-34, 1:35)		3
Ravens	3	12:32	L.Murray 46 yd. run (J.Tucker kick) (5-68, 2:28)		3
Steelers	3	07:41	C.Boswell 40 yd. Field Goal (8-50, 4:51)	6	10
Steelers	4	02:54	C.Claypool 6 yd. pass from B.Roethlisberger (C.Boswell kick) (10-50, 5:13)	13	10
Ravens	4	01:13	J.Tucker 46 yd. Field Goal (7-40, 1:41)		13
Steelers	OT	01:56	C.Boswell 36 yd. Field Goal (15-65, 4:28)	16	13

PITTSBURGH STEELERS

PASSING	ATT	CP	YDS	SK/YD	TD	LG	INT	RTG
Ben Roethlisberger	44	30	244	1/9	1	25	1	80.1
TOTAL	44	30	244	1/9	1	25	1	80.1

RUSHING	ATT	YDS	AVG	LG	TD
Chase Claypool	3	33	11.0	17	0
Najee Harris	11	28	2.5	15	0
Benny Snell Jr.	12	22	1.8	9	0
Kalen Ballage	1	0	0.0	0	0
Ben Roethlisberger	3	-4	-1.3	-1	0
TOTAL	30	79	2.6	17	0

RECEIVING	NO	YDS	AVG	LG	TD
Diontae Johnson	7	51	7.3	16	0
Pat Freiermuth	6	53	8.8	14	0
Chase Claypool	5	37	7.4	10	1
Zach Gentry	4	39	9.8	25	0
Ray-Ray McCloud	4	37	9.3	20	0
Najee Harris	4	27	6.8	11	0
TOTAL	30	244	8.1	25	1

TOP DEFENSE	TOT	SOLO	AST	SCK	YDS	INT
Cameron Heyward	6	6	0	1.0	2.0	0
Chris Wormley	6	4	2	1.0	4.0	0
Minkah Fitzpatrick	6	5	1	0.0	0.0	0

FIELD GOALS	FGM/FGA	PERCENT	RESULTS
Chris Boswell	3-3	100.0	28G, 40G, 36G
TOTAL	3-3	100.0	

BALTIMORE RAVENS

PASSING	ATT	CP	YDS	SK/YD	TD	LG	INT	RTG
Tyler Huntley	31	16	141	3/9	0	28	2	37.2
Sam Koch	1	0	0	0/0	0	0	0	39.6
TOTAL	32	16	141	3/9	0	28	2	36.1

RUSHING	ATT	YDS	AVG	LG	TD
Latavius Murray	16	150	9.4	46t	1
Tyler Huntley	12	72	6.0	21	0
Devonta Freeman	5	21	4.2	22	0
Ty'Son Williams	1	4	4.0	4	0
Devin Duvernay	1	2	2.0	2	0
Mark Andrews	1	0	0.0	0	0
TOTAL	36	249	6.9	46t	1

RECEIVING	NO	YDS	AVG	LG	TD
Mark Andrews	8	85	10.6	28	0
Marquise Brown	3	27	9.0	11	0
Rashod Bateman	2	22	11.0	19	0
Devonta Freeman	2	6	3.0	5	0
Josh Oliver	1	1	1.0	1	0
TOTAL	16	141	8.8	28	0

TOP DEFENSE	TOT	SOLO	AST	SCK	YDS	INT
Chuck Clark	8	3	5	0.0	0.0	0
Josh Bynes	8	6	2	0.0	0.0	0
Brandon Stephens	6	3	3	0.0	0.0	0

FIELD GOALS	FGM/FGA	PERCENT	RESULTS
Justin Tucker	2-2	100.0	24G, 46G
TOTAL	2-2	100.0	

Team Statistics

	Steelers	Ravens
First Downs	19	20
3rd-Down Eff. (Made/Att/Pct)	6/17/35%	3/14/21%
4th-Down Eff. (Made/Att/Pct)	1/1/100%	1/2/50%
Total Net Yards	314	381
Total Plays	75	71
Yards Per Play	4.2	5.4
Rushes/Net Yards	30/79	36/249
Net Passing	235	132
Pass Attempts/Completions	44/30	32/16
Had Intercepted	1	2
Sacked/Yards Lost	1/9	3/9
Punts/Average	8/37.3	7/38.3
Penalties/Yards	6/43	1/5
Fumbles/Lost	0/0	2/1
Possession Time	36:49	31:15

Steelers Ravens



WEEK 17
Cleveland Browns 14, Pittsburgh Steelers 26
63,624 🌈 Heinz Field 🌈 Jan 3, 2022



Cleveland Browns	0	0	7	7	—	14
Pittsburgh Steelers	0	10	3	13	—	26

SCORING DRIVES

TEAM	QTR	TIME	SCORING PLAY	CLE	PIT
Steelers	2	10:39	D.Johnson 5 yd. pass from B.Roethlisberger (C.Boswell kick) (10-66, 4:14)	0	7
Steelers	2	03:02	C.Boswell 22 yd. Field Goal (11-39, 4:01)	0	10
Steelers	3	08:20	C.Boswell 30 yd. Field Goal (11-66, 4:16)	0	13
Browns	3	00:56	D.Njoku 3 yd. pass from B.Mayfield (C.McLaughlin kick) (4-48, 2:02)	7	13
Steelers	4	09:45	C.Boswell 50 yd. Field Goal (8-25, 3:50)	7	16
Steelers	4	05:48	C.Boswell 48 yd. Field Goal (4-7, 1:35)	7	19
Browns	4	01:10	H.Bryant 1 yd. pass from B.Mayfield (C.McLaughlin kick) (17-76, 4:38)	14	19
Steelers	4	00:51	N.Harris 37 yd. run (C.Boswell kick) (3-45, 0:19)	14	26

CLEVELAND BROWNS

PASSING	ATT	CP	YDS	SK/YD	TD	LG	INT	RTG
Baker Mayfield	38	16	185	9/46	2	39	2	53.1
TOTAL	38	16	185	9/46	2	39	2	53.1

RUSHING	ATT	YDS	AVG	LG	TD
Nick Chubb	12	58	4.8	32	0
Baker Mayfield	2	16	8.0	14	0
D'Ernest Johnson	5	13	2.6	4	0
Jarvis Landry	1	6	6.0	6	0
TOTAL	20	93	4.7	32	0

RECEIVING	NO	YDS	AVG	LG	TD
Jarvis Landry	4	43	10.8	20	0
David Njoku	4	28	7.0	9	1
Donovan Peoples-Jones	3	76	25.3	39	0
Austin Hooper	2	28	14.0	21	0
Rashard Higgins	1	8	8.0	8	0
D'Ernest Johnson	1	1	1.0	1	0
Harrison Bryant	1	1	1.0	1t	1
TOTAL	16	185	11.6	39	2

TOP DEFENSE	TOT	SOLO	AST	SCK	YDS	INT
Grant Delpit	11	7	4	0.0	0.0	0
Anthony Walker Jr.	9	3	6	0.0	0.0	0
Greg Newsome II	8	7	1	0.0	0.0	0

FIELD GOALS	FGM/FGA	PERCENT	RESULTS
No Field Goals			

PITTSBURGH STEELERS

PASSING	ATT	CP	YDS	SK/YD	TD	LG	INT	RTG
Ben Roethlisberger	46	24	123	2/14	1	13	1	56.2
TOTAL	46	24	123	2/14	1	13	1	56.3

RUSHING	ATT	YDS	AVG	LG	TD
Najee Harris	28	188	6.7	37t	1
Benny Snell Jr.	1	2	2.0	2	0
Derek Watt	1	1	1.0	1	0
Ben Roethlisberger	1	-1	-1.0	-1	0
TOTAL	31	190	6.1	37T	1

RECEIVING	NO	YDS	AVG	LG	TD
Diontae Johnson	8	31	3.9	10	1
Pat Freiermuth	5	22	4.4	12	0
Ray-Ray McCloud	4	35	8.8	12	0
Najee Harris	3	18	6.0	13	0
Chase Claypool	3	17	5.7	8	0
Zach Gentry	1	0	0.0	0	0
TOTAL	24	123	5.1	13	1

TOP DEFENSE	TOT	SOLO	AST	SCK	YDS	INT
Robert Spillane	8	4	4	0.0	0.0	0
Alex Highsmith	7	7	0	2.0	14.0	0
T.J. Watt	5	5	0	4.0	25.0	0

FIELD GOALS	FGM/FGA	PERCENT	RESULTS
Chris Boswell	4-4	100.0	22G, 30G, 50G, 48G
TOTAL	4-4	100.0	

Team Statistics

First Downs	15	20
3rd-Down Eff. (Made/Att/Pct)	5/17/29%	5/18/28%
4th-Down Eff. (Made/Att/Pct)	1/3/33%	1/2/50%
Total Net Yards	232	299
Total Plays	67	79
Yards Per Play	3.5	3.8
Rushes/Net Yards	20/93	31/190
Net Passing	139	109
Pass Attempts/Completions	38/16	46/24
Had Intercepted	2	1
Sacked/Yards Lost	9/46	2/14
Punts/Average	8/42.8	5/48.8
Penalties/Yards	10/77	5/51
Fumbles/Lost	0/0	2/0
Possession Time	25:05	34:55

Browns Steelers



WEEK 16
Pittsburgh Steelers 10, Kansas City Chiefs 36
73,371 Arrowhead Stadium Dec 26, 2021



Pittsburgh Steelers	0	0	3	7	—	10
Kansas City Chiefs	14	9	7	6	—	36

SCORING DRIVES

TEAM	QTR	TIME	SCORING PLAY	PIT	KC
Chiefs	1	04:07	C.Edwards-Helaire 1 yd. run (E.Fry kick) (14-73, 8:10)	0	7
Chiefs	1	01:05	B.Pringle 5 yd. pass from P.Mahomes (E.Fry kick) (6-49, 2:54)	0	14
Chiefs	2	08:45	E.Fry 44 yd. Field Goal (10-54, 5:01)	0	17
Chiefs	2	02:13	M.Hardman 8 yd. pass from P.Mahomes (kick failed, wl) (6-74, 2:50)	0	23
Chiefs	3	08:53	B.Pringle 16 yd. pass from P.Mahomes (E.Fry kick) (7-51, 3:51)	0	30
Steelers	3	03:34	C.Boswell 34 yd. Field Goal (15-54, 5:19)	3	30
Chiefs	4	11:57	E.Fry 34 yd. Field Goal (12-59, 6:37)	3	33
Chiefs	4	09:41	E.Fry 30 yd. Field Goal (4-5, 2:02)	3	36
Steelers	4	02:54	D.Johnson 15 yd. pass from B.Roethlisberger (C.Boswell kick) (17-85, 6:47)	10	36

PITTSBURGH STEELERS

PASSING	ATT	CP	YDS	SK/YD	TD	LG	INT	RTG
Ben Roethlisberger	35	23	159	2/21	1	24	1	73.4
Mason Rudolph	8	5	35	0/0	0	12	0	72.4
TOTAL	43	28	194	2/21	1	24	1	73.2

RUSHING	ATT	YDS	AVG	LG	TD
Najee Harris	19	93	4.9	21	0
Benny Snell Jr.	5	20	4.0	8	0
Mason Rudolph	1	17	17.0	17	0
TOTAL	25	130	5.2	21	0

RECEIVING	NO	YDS	AVG	LG	TD
Diontae Johnson	6	51	8.5	18	1
Najee Harris	5	17	3.4	6	0
Chase Claypool	4	41	10.3	24	0
Zach Gentry	4	31	7.8	12	0
Ray-Ray McCloud	4	25	6.3	17	0
Cody White	3	16	5.3	6	0
Kevin Rader	1	7	7.0	7	0
Benny Snell Jr.	1	6	6.0	6	0
TOTAL	28	194	6.9	24	1

TOP DEFENSE	TOT	SOLO	AST	SCK	YDS	INT
Robert Spillane	13	5	8	0.0	0.0	0
Minkah Fitzpatrick	12	5	7	0.0	0.0	0
Joe Schobert	10	4	6	0.0	0.0	0

FIELD GOALS	FGM/FGA	PERCENT	RESULTS
Chris Boswell	1-2	50.0	36WL, 34G
TOTAL	1-2	50.0	

KANSAS CITY CHIEFS

PASSING	ATT	CP	YDS	SK/YD	TD	LG	INT	RTG
Patrick Mahomes	30	23	258	2/4	3	50	0	135.1
TOTAL	30	23	258	2/4	3	50	0	135.1

RUSHING	ATT	YDS	AVG	LG	TD
Darrel Williams	11	55	5.0	12	0
Derrick Gore	12	43	3.6	10	0
Clyde Edwards-Helaire	9	27	3.0	7	1
Michael Burton	1	2	2.0	2	0
Chad Henne	2	0	0.0	0	0
TOTAL	35	127	3.6	12	1

RECEIVING	NO	YDS	AVG	LG	TD
Byron Pringle	6	75	12.5	22	2
Derrick Gore	3	61	20.3	50	0
Mecole Hardman	3	31	10.3	14	1
Darrel Williams	3	30	10.0	18	0
Tyreek Hill	2	19	9.5	10	0
Demarcus Robinson	2	15	7.5	9	0
Noah Gray	2	12	6.0	7	0
Blake Bell	1	11	11.0	11	0
Clyde Edwards-Helaire	1	4	4.0	4	0
TOTAL	23	258	11.2	50	3

TOP DEFENSE	TOT	SOLO	AST	SCK	YDS	INT
Ben Niemann	7	6	1	0.0	0.0	0
Dicaprio Bootle	7	5	2	0.0	0.0	0
Juan Thornhill	7	4	3	0.0	0.0	0

FIELD GOALS	FGM/FGA	PERCENT	RESULTS
Elliott Fry	3-4	75.0	44G, 39WL, 34G, 30G
TOTAL	3-4	75.0	

Team Statistics

	Steelers	Chiefs
First Downs	20	25
3rd-Down Eff. (Made/Att/Pct)	5/13/38%	4/11/36%
4th-Down Eff. (Made/Att/Pct)	2/3/67%	1/1/100%
Total Net Yards	303	381
Total Plays	70	67
Yards Per Play	4.3	5.7
Rushes/Net Yards	25/130	35/127
Net Passing	173	254
Pass Attempts/Completions	43/28	30/23
Had Intercepted	1	0
Sacked/Yards Lost	2/21	2/4
Punts/Average	2/60.5	2/45.5
Penalties/Yards	5/40	5/41
Fumbles/Lost	2/2	3/0
Possession Time	25:18	34:42



WEEK 15
Tennessee Titans 13, Pittsburgh Steelers 19
59,521 🌈 Heinz Field 🌈 Dec 19, 2021



Tennessee Titans	10	3	0	0	—	13
Pittsburgh Steelers	0	3	7	9	—	19

SCORING DRIVES

TEAM	QTR	TIME	SCORING PLAY	TEN	PIT
Titans	1	07:41	R.Tannehill 1 yd. run (R.Bullock kick) (6:25, 2:29)	7	0
Titans	1	01:13	R.Bullock 26 yd. Field Goal (11:45, 4:54)	10	0
Steelers	2	10:35	C.Boswell 36 yd. Field Goal (5:18, 2:11)	10	3
Titans	2	00:18	R.Bullock 32 yd. Field Goal (19:64,10:17)	13	3
Steelers	3	03:08	B.Roethlisberger 1 yd. run (C.Boswell kick) (8:63, 3:59)	13	10
Steelers	4	13:24	C.Boswell 28 yd. Field Goal (7:31, 2:26)	13	13
Steelers	4	07:20	C.Boswell 46 yd. Field Goal (4:4, 1:56)	13	16
Steelers	4	04:29	C.Boswell 48 yd. Field Goal (4:5, 2:07)	13	19

TENNESSEE TITANS

PASSING	ATT	CP	YDS	SK/YD	TD	LG	INT	RTG
Ryan Tannehill	32	23	153	4/36	0	18	1	68.9
TOTAL	32	23	153	4/36	0	18	1	68.9

RUSHING	ATT	YDS	AVG	LG	TD
D'Onta Foreman	22	108	4.9	20	0
Dontrell Hilliard	9	49	5.4	15	0
Jeremy McNichols	6	26	4.3	9	0
Ryan Tannehill	5	18	3.6	11	1
TOTAL	42	201	4.8	20	1

RECEIVING	NO	YDS	AVG	LG	TD
Nick Westbrook-Ikhine	4	32	8.0	12	0
Chester Rogers	4	30	7.5	13	0
Dontrell Hilliard	4	10	2.5	5	0
Jeremy McNichols	3	25	8.3	11	0
D'Onta Foreman	2	27	13.5	18	0
Anthony Firkser	2	19	9.5	11	0
Cody Hollister	1	5	5.0	5	0
Geoff Swaim	1	5	5.0	5	0
MyCole Pruitt	1	1	1.0	1	0
Racey McMath	1	-1	-1.0	-1	0
TOTAL	23	153	6.7	18	0

TOP DEFENSE	TOT	SOLO	AST	SCK	YDS	INT
Zach Cunningham	6	4	2	0.0	0.0	0
Rashaan Evans	5	3	2	0.0	0.0	0
Elijah Molden	4	4	0	0.0	0.0	0

FIELD GOALS	FGM/FGA	PERCENT	RESULTS
Randy Bullock	2-2	100.0	26G, 32G
TOTAL	2-2	100.0	

PITTSBURGH STEELERS

PASSING	ATT	CP	YDS	SK/YD	TD	LG	INT	RTG
Ben Roethlisberger	25	16	148	3/15	0	19	0	80.1
TOTAL	25	16	148	3/15	0	19	0	80.1

RUSHING	ATT	YDS	AVG	LG	TD
Najee Harris	12	18	1.5	7	0
Diontae Johnson	1	10	10.0	10	0
Chase Claypool	1	7	7.0	7	0
Ben Roethlisberger	3	0	0.0	1t	1
TOTAL	17	35	2.1	10	1

RECEIVING	NO	YDS	AVG	LG	TD
Diontae Johnson	5	38	7.6	16	0
Pat Freiermuth	4	37	9.3	14	0
James Washington	3	36	12.0	19	0
Najee Harris	2	8	4.0	5	0
Zach Gentry	1	17	17.0	17	0
Ray-Ray McCloud	1	0	0.0	0	0
TOTAL	16	148	9.3	19	0

TOP DEFENSE	TOT	SOLO	AST	SCK	YDS	INT
Minkah Fitzpatrick	14	12	2	0.0	0.0	0
Terrell Edmunds	10	7	3	0.0	0.0	0
Joe Schobert	7	4	3	0.0	0.0	1

FIELD GOALS	FGM/FGA	PERCENT	RESULTS
Chris Boswell	4-5	80.0	36G, 56SH, 28G, 46G, 48G
TOTAL	4-5	80.0	

Team Statistics

First Downs	22	12
3rd-Down Eff. (Made/Att/Pct)	8/18/44%	2/11/18%
4th-Down Eff. (Made/Att/Pct)	1/2/50%	0/0/0%
Total Net Yards	318	168
Total Plays	78	45
Yards Per Play	4.1	3.7
Rushes/Net Yards	42/201	17/35
Net Passing	117	133
Pass Attempts/Completions	32/23	25/16
Had Intercepted	1	0
Sacked/Yards Lost	4/36	3/15
Punts/Average	3/47.7	5/39.8
Penalties/Yards	7/68	5/30
Fumbles/Lost	5/3	0/0
Possession Time	39:08	20:52

Titans Steelers



28

WEEK 14

Pittsburgh Steelers 28, Minnesota Vikings 36
66,718 U.S. Bank Stadium Dec 9, 2021



36

Pittsburgh Steelers	0	0	7	21	—	28
Minnesota Vikings	6	17	6	7	—	36

SCORING DRIVES

TEAM	QTR	TIME	SCORING PLAY	PIT	MIN
Vikings	1	03:31	J.Jefferson 14 yd. pass from K.Cousins (kick failed, wr) (5-61, 2:01)	0	6
Vikings	2	14:43	G.Joseph 38 yd. Field Goal (7-37, 2:02)	0	9
Vikings	2	09:55	D.Cook 29 yd. run (G.Joseph kick) (5-78, 3:06)	0	16
Vikings	2	02:20	D.Cook 7 yd. run (G.Joseph kick) (12-60, 5:19)	0	23
Vikings	3	09:36	G.Joseph 42 yd. Field Goal (7-10, 2:49)	0	26
Vikings	3	06:15	G.Joseph 25 yd. Field Goal (6-23, 2:07)	0	29
Steelers	3	02:11	N.Harris 3 yd. pass from B.Roethlisberger (C.Boswell kick) (10-75, 4:04)	7	29
Steelers	4	14:49	N.Harris 1 yd. run (C.Boswell kick) (7-42, 2:14)	14	29
Steelers	4	12:11	J.Washington 30 yd. pass from B.Roethlisberger (pass failed) (3-69, 1:06)	20	29
Vikings	4	10:51	K.Osborn 62 yd. pass from K.Cousins (G.Joseph kick) (3-75, 1:20)	20	36
Steelers	4	04:14	P.Freiermuth 15 yd. pass from B.Roethlisberger (B.Roethlisberger-D.Johnson pass) (2-21, 0:44)	28	36

PITTSBURGH STEELERS

PASSING	ATT	CP	YDS	SK/YD	TD	LG	INT	RTG
Ben Roethlisberger	40	28	308	5/39	3	38	1	107.1
TOTAL	40	28	308	5/39	3	38	1	107.1

RUSHING	ATT	YDS	AVG	LG	TD
Najee Harris	20	94	4.7	23	1
Diontae Johnson	1	7	7.0	7	0
Ben Roethlisberger	1	5	5.0	5	0
Chase Claypool	1	2	2.0	2	0
Benny Snell Jr.	1	-2	-2.0	-2	0
TOTAL	24	106	4.4	23	1

RECEIVING	NO	YDS	AVG	LG	TD
Chase Claypool	8	93	11.6	38	0
Ray-Ray McCloud	6	32	5.3	10	0
Diontae Johnson	5	76	15.2	37	0
James Washington	4	65	16.3	30t	1
Najee Harris	3	10	3.3	6	1
Pat Freiermuth	2	32	16.0	17	1
TOTAL	28	308	11.0	38	3

TOP DEFENSE	TOT	SOLO	AST	SCK	YDS	INT
Devin Bush	8	3	5	0.0	0.0	0
Joe Schobert	7	4	3	0.0	0.0	0
Cameron Heyward	6	3	3	0.0	0.0	0

FIELD GOALS	FGM/FGA	PERCENT	RESULTS
Chris Boswell	0-1	0.0	49WL
TOTAL	0-1	0.0	

MINNESOTA VIKINGS

PASSING	ATT	CP	YDS	SK/YD	TD	LG	INT	RTG
Kirk Cousins	31	14	216	0/0	2	62t	2	63.4
TOTAL	31	14	216	0/0	2	62T	2	63.4

RUSHING	ATT	YDS	AVG	LG	TD
Dalvin Cook	27	205	7.6	30	2
Alexander Mattison	6	27	4.5	14	0
Kirk Cousins	2	14	7.0	11	0
Justin Jefferson	1	-4	-4.0	-4	0
TOTAL	36	242	6.7	30	2

RECEIVING	NO	YDS	AVG	LG	TD
Justin Jefferson	7	79	11.3	22	1
K.J. Osborn	3	83	27.7	62t	1
Tyler Conklin	2	20	10.0	19	0
Chris Herndon	1	17	17.0	17	0
Dalvin Cook	1	17	17.0	17	0
TOTAL	14	216	15.4	62T	2

TOP DEFENSE	TOT	SOLO	AST	SCK	YDS	INT
Eric Kendricks	11	5	6	1.0	9.0	0
Anthony Barr	9	4	5	0.0	0.0	0
Bashaud Breeland	8	7	1	0.0	0.0	1

FIELD GOALS	FGM/FGA	PERCENT	RESULTS
Greg Joseph	3-4	75.0	53WL, 38G, 42G, 25G
TOTAL	3-4	75.0	

Team Statistics

	Steelers	Vikings
First Downs	22	22
3rd-Down Eff. (Made/Att/Pct)	4/13/31%	5/14/36%
4th-Down Eff. (Made/Att/Pct)	2/2/100%	1/1/100%
Total Net Yards	375	458
Total Plays	69	67
Yards Per Play	5.4	6.8
Rushes/Net Yards	24/106	36/242
Net Passing	269	216
Pass Attempts/Completions	40/28	31/14
Had Intercepted	1	2
Sacked/Yards Lost	5/39	0/0
Punts/Average	6/43.0	3/48.7
Penalties/Yards	10/85	11/102
Fumbles/Lost	1/0	0/0
Possession Time	29:32	30:28

Steelers Vikings



WEEK 13
Baltimore Ravens 19, Pittsburgh Steelers 20
59,303 🌈 Heinz Field 🌈 Dec 5, 2021



Baltimore Ravens	0	7	3	9	—	19
Pittsburgh Steelers	0	3	0	17	—	20

SCORING DRIVES

TEAM	QTR	TIME	SCORING PLAY	BAL	PIT
Ravens	2	08:37	D.Freeman 3 yd. run (J.Tucker kick) (16-99,10:27)	7	0
Steelers	2	00:27	C.Boswell 53 yd. Field Goal (9-52, 1:21)	7	3
Ravens	3	07:24	J.Tucker 35 yd. Field Goal (10-41, 5:20)	10	3
Steelers	4	14:01	D.Johnson 29 yd. pass from B.Roethlisberger (kick failed, wl) (4-78, 1:38)	10	9
Ravens	4	11:51	J.Tucker 28 yd. Field Goal (5-51, 2:10)	13	9
Steelers	4	07:18	C.Boswell 43 yd. Field Goal (10-50, 4:33)	13	12
Steelers	4	01:48	D.Johnson 5 yd. pass from B.Roethlisberger (B.Roethlisberger-P.Freiermuth pass) (11-69, 4:33)	13	20
Ravens	4	00:12	S.Watkins 6 yd. pass from L.Jackson (pass failed) (8-60, 1:36)	19	20

BALTIMORE RAVENS

PASSING	ATT	CP	YDS	SK/YD	TD	LG	INT	RTG
Lamar Jackson	37	23	253	7/34	1	29	1	80.1
TOTAL	37	23	253	7/34	1	29	1	80.1

RUSHING	ATT	YDS	AVG	LG	TD
Lamar Jackson	8	55	6.9	13	0
Devonta Freeman	14	52	3.7	18	1
Latavius Murray	2	1	0.5	3	0
Nate McCrary	1	-1	-1.0	-1	0
TOTAL	25	107	4.3	18	1

RECEIVING	NO	YDS	AVG	LG	TD
Marquise Brown	5	55	11.0	22	0
Devonta Freeman	5	45	9.0	15	0
Mark Andrews	4	50	12.5	29	0
Sammy Watkins	4	39	9.8	15	1
Latavius Murray	2	34	17.0	18	0
Devin Duvernay	2	21	10.5	18	0
Patrick Ricard	1	9	9.0	9	0
TOTAL	23	253	11.0	29	1

TOP DEFENSE	TOT	SOLO	AST	SCK	YDS	INT
Brandon Williams	11	6	5	0.0	0.0	0
Brandon Stephens	7	5	2	0.0	0.0	0
Josh Bynes	7	3	4	0.0	0.0	0

FIELD GOALS	FGM/FGA	PERCENT	RESULTS
Justin Tucker	2-2	100.0	35G, 28G
TOTAL	2-2	100.0	

PITTSBURGH STEELERS

PASSING	ATT	CP	YDS	SK/YD	TD	LG	INT	RTG
Ben Roethlisberger	31	21	236	1/0	2	40	0	111.8
TOTAL	31	21	236	1/0	2	40	0	111.8

RUSHING	ATT	YDS	AVG	LG	TD
Najee Harris	21	71	3.4	13	0
Benny Snell Jr.	2	13	6.5	8	0
Chase Claypool	1	2	2.0	2	0
Ben Roethlisberger	1	-1	-1.0	-1	0
TOTAL	25	85	3.4	13	0

RECEIVING	NO	YDS	AVG	LG	TD
Diontae Johnson	8	105	13.1	29t	2
Najee Harris	5	36	7.2	18	0
Pat Freiermuth	3	26	8.7	17	0
Chase Claypool	2	52	26.0	40	0
Zach Gentry	2	10	5.0	5	0
Ray-Ray McCloud	1	7	7.0	7	0
TOTAL	21	236	11.2	40	2

TOP DEFENSE	TOT	SOLO	AST	SCK	YDS	INT
Minkah Fitzpatrick	9	7	2	0.0	0.0	1
Joe Schobert	7	6	1	0.0	0.0	0
T.J. Watt	6	5	1	3.5	12.0	0

FIELD GOALS	FGM/FGA	PERCENT	RESULTS
Chris Boswell	2-2	100.0	53G, 43G
TOTAL	2-2	100.0	

Team Statistics

First Downs	22	17
3rd-Down Eff. (Made/Att/Pct)	8/16/50%	5/12/42%
4th-Down Eff. (Made/Att/Pct)	0/0/0%	0/0/0%
Total Net Yards	326	321
Total Plays	69	57
Yards Per Play	4.7	5.6
Rushes/Net Yards	25/107	25/85
Net Passing	219	236
Pass Attempts/Completions	37/23	31/21
Had Intercepted	1	0
Sacked/Yards Lost	7/34	1/0
Punts/Average	4/50.8	5/43.4
Penalties/Yards	10/55	5/81
Fumbles/Lost	1/0	0/0
Possession Time	36:30	23:30

Ravens Steelers



WEEK 12
Pittsburgh Steelers 10, Cincinnati Bengals 41
63,238 🇺🇸 Paul Brown Stadium 🇺🇸 Nov 28, 2021



Pittsburgh Steelers	3	0	0	7	—	10
Cincinnati Bengals	10	21	3	7	—	41

SCORING DRIVES

TEAM	QTR	TIME	SCORING PLAY	PIT	CIN
Bengals	1	09:29	J.Burrow 8 yd. run (E.McPherson kick) (10-75, 5:31)	0	7
Bengals	1	06:01	E.McPherson 31 yd. Field Goal (4-8, 1:55)	0	10
Steelers	1	02:17	C.Boswell 40 yd. Field Goal (8-53, 3:44)	3	10
Bengals	2	14:15	T.Higgins 32 yd. pass from J.Burrow (E.McPherson kick) (6-75, 3:02)	3	17
Bengals	2	02:43	J.Mixon 1 yd. run (E.McPherson kick) (14-84, 7:35)	3	24
Bengals	2	00:30	M.Hilton 24 yd. interception return (E.McPherson kick)	3	31
Bengals	3	02:35	E.McPherson 51 yd. Field Goal (8-12, 3:48)	3	34
Bengals	4	13:10	J.Mixon 1 yd. run (E.McPherson kick) (5-65, 2:57)	3	41
Steelers	4	02:59	P.Freiermuth 15 yd. pass from B.Roethlisberger (C.Boswell kick) (9-69, 3:12)	10	41

PITTSBURGH STEELERS

PASSING	ATT	CP	YDS	SK/YD	TD	LG	INT	RTG
Ben Roethlisberger	41	24	263	3/13	1	41	2	65.4
TOTAL	41	24	263	3/13	1	41	2	65.4

RUSHING	ATT	YDS	AVG	LG	TD
Najee Harris	8	23	2.9	5	0
Kalen Ballage	3	21	7.0	13	0
Benny Snell Jr.	2	5	2.5	4	0
Anthony McFarland Jr.	2	2	1.0	3	0
TOTAL	15	51	3.4	13	0

RECEIVING	NO	YDS	AVG	LG	TD
Diontae Johnson	9	95	10.6	16	0
Pat Freiermuth	4	40	10.0	15t	1
Chase Claypool	3	82	27.3	41	0
Najee Harris	3	14	4.7	12	0
Anthony McFarland Jr.	1	11	11.0	11	0
Zach Gentry	1	10	10.0	10	0
Kalen Ballage	1	6	6.0	6	0
James Washington	1	3	3.0	3	0
Anthony Miller	1	2	2.0	2	0
TOTAL	24	263	11.0	41	1

TOP DEFENSE	TOT	SOLO	AST	SCK	YDS	INT
Joe Schobert	10	8	2	0.0	0.0	0
Minkah Fitzpatrick	9	5	4	0.0	0.0	1
Cameron Heyward	8	3	5	1.0	6.0	0

FIELD GOALS	FGM/FGA	PERCENT	RESULTS
Chris Boswell	1-1	100.0	40G
TOTAL	1-1	100.0	

CINCINNATI BENGALS

PASSING	ATT	CP	YDS	SK/YD	TD	LG	INT	RTG
Joe Burrow	24	20	190	2/18	1	32t	1	96.2
Brandon Allen	1	0	0	0/0	0	0	0	39.6
TOTAL	25	20	190	2/18	1	32t	1	95.0

RUSHING	ATT	YDS	AVG	LG	TD
Joe Mixon	28	165	5.9	32	2
Chris Evans	5	23	4.6	13	0
Joe Burrow	1	8	8.0	8t	1
Samaje Perine	3	3	1.0	4	0
Brandon Allen	1	-1	-1.0	-1	0
TOTAL	38	198	5.2	32	3

RECEIVING	NO	YDS	AVG	LG	TD
Tee Higgins	6	114	19.0	32t	1
Joe Mixon	4	-2	-0.5	5	0
Ja'Marr Chase	3	39	13.0	16	0
C.J. Uzomah	3	9	3.0	7	0
Tyler Boyd	2	13	6.5	9	0
Samaje Perine	1	12	12.0	12	0
Chris Evans	1	5	5.0	5	0
TOTAL	20	190	9.5	32t	1

TOP DEFENSE	TOT	SOLO	AST	SCK	YDS	INT
Logan Wilson	6	6	0	0.0	0.0	0
Markus Bailey	5	3	2	0.0	0.0	0
B.J. Hill	4	3	1	1.0	9.0	0

FIELD GOALS	FGM/FGA	PERCENT	RESULTS
Evan McPherson	2-2	100.0	31G, 51G
TOTAL	2-2	100.0	

Team Statistics

First Downs	16	25
3rd-Down Eff. (Made/Att/Pct)	7/13/54%	5/11/45%
4th-Down Eff. (Made/Att/Pct)	0/0/0%	1/1/100%
Total Net Yards	301	370
Total Plays	59	65
Yards Per Play	5.1	5.7
Rushes/Net Yards	15/51	38/198
Net Passing	250	172
Pass Attempts/Completions	41/24	25/20
Had Intercepted	2	1
Sacked/Yards Lost	3/13	2/18
Punts/Average	5/38.0	3/46.3
Penalties/Yards	4/30	3/18
Fumbles/Lost	2/1	0/0
Possession Time	24:40	35:20

Steelers Bengals



WEEK 11
Pittsburgh Steelers 37, Los Angeles Chargers 41
70,240 🇺🇸 SoFi Stadium 🇺🇸 Nov 21, 2021



Pittsburgh Steelers	3	7	0	27	—	37
Los Angeles Chargers	7	10	10	14	—	41

SCORING DRIVES

TEAM	QTR	TIME	SCORING PLAY	PIT	LAC
Steelers	1	08:29	C.Boswell 36 yd. Field Goal (13-57, 6:31)	3	0
Chargers	1	02:09	A.Ekeler 6 yd. run (D.Hopkins kick) (12-73, 6:20)	3	7
Chargers	2	03:42	A.Ekeler 10 yd. pass from J.Herbert (D.Hopkins kick) (12-98, 6:54)	3	14
Steelers	2	01:09	D.Johnson 10 yd. pass from B.Roethlisberger (C.Boswell kick) (7-64, 2:33)	10	14
Chargers	2	00:02	D.Hopkins 30 yd. Field Goal (8-63, 1:07)	10	17
Chargers	3	11:50	A.Ekeler 17 yd. pass from J.Herbert (D.Hopkins kick) (6-70, 3:10)	10	24
Chargers	3	03:40	D.Hopkins 41 yd. Field Goal (11-51, 6:28)	10	27
Steelers	4	14:10	C.Boswell 36 yd. Field Goal (10-57, 4:30)	13	27
Steelers	4	11:35	N.Harris 1 yd. run (C.Boswell kick) (4-3, 0:58)	20	27
Chargers	4	08:48	A.Ekeler 5 yd. run (D.Hopkins kick) (7-75, 2:47)	20	34
Steelers	4	04:49	E.Ebron 5 yd. pass from B.Roethlisberger (C.Boswell kick) (9-75, 3:59)	27	34
Steelers	4	04:23	P.Freiermuth 5 yd. pass from B.Roethlisberger (C.Boswell kick) (2-11, 0:13)	34	34
Steelers	4	03:24	C.Boswell 45 yd. Field Goal (4-7, 0:19)	37	34
Chargers	4	02:09	M.Williams 53 yd. pass from J.Herbert (D.Hopkins kick) (3-75, 1:15)	37	41

PITTSBURGH STEELERS

PASSING	ATT	CP	YDS	SK/YD	TD	LG	INT	RTG
Ben Roethlisberger	44	28	273	3/28	3	37	0	103.7
TOTAL	44	28	273	3/28	3	37	0	103.7

RUSHING	ATT	YDS	AVG	LG	TD
Najee Harris	12	39	3.3	12	1
Benny Snell Jr.	2	7	3.5	4	0
Ray-Ray McCloud	1	5	5.0	5	0
Kalen Ballage	1	3	3.0	3	0
Chase Claypool	2	1	0.5	3	0
TOTAL	18	55	3.1	12	1

RECEIVING	NO	YDS	AVG	LG	TD
Diontae Johnson	7	101	14.4	32	1
Chase Claypool	5	93	18.6	37	0
Najee Harris	5	20	4.0	7	0
Pat Freiermuth	4	11	2.8	5t	1
Eric Ebron	3	24	8.0	18	1
James Washington	2	12	6.0	7	0
Ray-Ray McCloud	2	12	6.0	8	0
TOTAL	28	273	9.8	37	3

TOP DEFENSE	TOT	SOLO	AST	SCK	YDS	INT
Cameron Sutton	10	7	3	0.0	0.0	1
Tre Norwood	7	6	1	0.0	0.0	0
Alex Highsmith	6	3	3	1.5	6.0	0

FIELD GOALS	FGM/FGA	PERCENT	RESULTS
Chris Boswell	3-3	100.0	36G, 36G, 45G
TOTAL	3-3	100.0	

LOS ANGELES CHARGERS

PASSING	ATT	CP	YDS	SK/YD	TD	LG	INT	RTG
Justin Herbert	41	30	382	2/8	3	53t	1	116.1
TOTAL	41	30	382	2/8	3	53T	1	116.1

RUSHING	ATT	YDS	AVG	LG	TD
Justin Herbert	9	90	10.0	36	0
Austin Ekeler	11	50	4.5	12	2
Joshua Palmer	1	6	6.0	6	0
Larry Rountree III	2	5	2.5	5	0
Andre Roberts	1	4	4.0	4	0
Jalen Guyton	1	2	2.0	2	0
Justin Jackson	1	2	2.0	2	0
TOTAL	26	159	6.1	36	2

RECEIVING	NO	YDS	AVG	LG	TD
Keenan Allen	9	112	12.4	30	0
Austin Ekeler	6	65	10.8	17t	2
Mike Williams	5	97	19.4	53t	1
Donald Parham Jr.	4	38	9.5	12	0
Jared Cook	3	28	9.3	13	0
Jalen Guyton	1	18	18.0	18	0
Joshua Palmer	1	17	17.0	17	0
Tre' McKitty	1	7	7.0	7	0
TOTAL	30	382	12.7	53T	3

TOP DEFENSE	TOT	SOLO	AST	SCK	YDS	INT
Kyzir White	9	6	3	0.0	0.0	0
Asante Samuel Jr.	7	5	2	0.0	0.0	0
Derwin James Jr.	6	2	4	0.0	0.0	0

FIELD GOALS	FGM/FGA	PERCENT	RESULTS
Dustin Hopkins	2-2	100.0	30G, 41G
TOTAL	2-2	100.0	

Team Statistics

First Downs	22	33
3rd-Down Eff. (Made/Att/Pct)	8/15/53%	7/12/58%
4th-Down Eff. (Made/Att/Pct)	0/2/0%	0/1/0%
Total Net Yards	300	533
Total Plays	65	69
Yards Per Play	4.6	7.7
Rushes/Net Yards	18/55	26/159
Net Passing	245	374
Pass Attempts/Completions	44/28	41/30
Had Intercepted	0	1
Sacked/Yards Lost	3/28	2/8
Punts/Average	1/46.0	1/0.0
Penalties/Yards	8/38	12/75
Fumbles/Lost	1/0	0/0
Possession Time	28:14	31:46

Steelers Chargers



16

WEEK 10
Detroit Lions 16, Pittsburgh Steelers 16 (OT)
58,716 Heinz Field Nov 14, 2021



16

Detroit Lions	0	10	6	0	—	16
Pittsburgh Steelers	7	3	3	3	—	16

SCORING DRIVES

TEAM	QTR	TIME	SCORING PLAY	DET	PIT
Steelers	1	09:40	J.Washington 9 yd. pass from M.Rudolph (C.Boswell kick) (10-83, 5:20)	0	7
Lions	2	12:43	J.Jefferson 28 yd. run (R.Santoso kick) (3-39, 1:28)	7	7
Steelers	2	04:22	C.Boswell 20 yd. Field Goal (13-73, 8:21)	7	10
Lions	2	00:00	R.Santoso 20 yd. Field Goal (12-67, 4:22)	10	10
Lions	3	12:09	G.Igwebuike 42 yd. run (kick failed, wr) (6-85, 2:51)	16	10
Steelers	3	08:26	C.Boswell 23 yd. Field Goal (13-69, 3:43)	16	13
Steelers	4	11:31	C.Boswell 51 yd. Field Goal (6-17, 3:21)	16	16

DETROIT LIONS

PASSING	ATT	CP	YDS	SK/YD	TD	LG	INT	RTG
Jared Goff	25	14	114	4/37	0	30	0	67.8
TOTAL	25	14	114	4/37	0	30	0	67.8

RUSHING	ATT	YDS	AVG	LG	TD
D'Andre Swift	33	130	3.9	21	0
Godwin Igwebuike	2	56	28.0	42t	1
Jermar Jefferson	3	41	13.7	28t	1
Jason Cabinda	1	2	2.0	2	0
TOTAL	39	229	5.9	42T	2

RECEIVING	NO	YDS	AVG	LG	TD
Amon-Ra St. Brown	4	61	15.3	30	0
Kalif Raymond	4	29	7.3	12	0
D'Andre Swift	3	5	1.7	5	0
Trinity Benson	2	17	8.5	8	0
Brock Wright	1	2	2.0	2	0
TOTAL	14	114	8.1	30	0

TOP DEFENSE	TOT	SOLO	AST	SCK	YDS	INT
Alex Anzalone	9	6	3	0.0	0.0	0
Amani Oruwariye	7	5	2	0.0	0.0	0
Tracy Walker	7	7	0	0.0	0.0	0

FIELD GOALS	FGM/FGA	PERCENT	RESULTS
Ryan Santoso	1-2	50.0	20G, 48SH
TOTAL	1-2	50.0	

PITTSBURGH STEELERS

PASSING	ATT	CP	YDS	SK/YD	TD	LG	INT	RTG
Mason Rudolph	50	30	242	0/0	1	36	1	70.6
TOTAL	50	30	242	0/0	1	36	1	70.6

RUSHING	ATT	YDS	AVG	LG	TD
Najee Harris	26	105	4.0	12	0
Mason Rudolph	4	36	9.0	26	0
Benny Snell Jr.	1	4	4.0	4	0
TOTAL	31	145	4.7	26	0

RECEIVING	NO	YDS	AVG	LG	TD
Ray-Ray McCloud	9	63	7.0	17	0
Diontae Johnson	7	83	11.9	36	0
Pat Freiermuth	5	31	6.2	10	0
Najee Harris	4	28	7.0	10	0
James Washington	2	15	7.5	9t	1
Eric Ebron	2	13	6.5	9	0
Derek Watt	1	9	9.0	9	0
TOTAL	30	242	8.1	36	1

TOP DEFENSE	TOT	SOLO	AST	SCK	YDS	INT
Joe Schobert	13	8	5	0.0	0.0	0
Alex Highsmith	11	8	3	0.0	0.0	0
Devin Bush	9	5	4	0.0	0.0	0

FIELD GOALS	FGM/FGA	PERCENT	RESULTS
Chris Boswell	3-3	100.0	20G, 23G, 51G
TOTAL	3-3	100.0	

Team Statistics

First Downs	17	22
3rd-Down Eff. (Made/Att/Pct)	4/18/22%	7/17/41%
4th-Down Eff. (Made/Att/Pct)	2/2/100%	0/0/0%
Total Net Yards	306	387
Total Plays	68	81
Yards Per Play	4.5	4.8
Rushes/Net Yards	39/229	31/145
Net Passing	77	242
Pass Attempts/Completions	25/14	50/30
Had Intercepted	0	1
Sacked/Yards Lost	4/37	0/0
Punts/Average	10/46.4	6/46.7
Penalties/Yards	8/84	7/59
Fumbles/Lost	0/0	3/2
Possession Time	33:12	36:48

Lions Steelers



WEEK 9
Chicago Bears 27, Pittsburgh Steelers 29
60,788 Heinz Field Nov 8, 2021



Chicago Bears	0	3	3	21	—	27
Pittsburgh Steelers	7	7	6	9	—	29

SCORING DRIVES

TEAM	QTR	TIME	SCORING PLAY	CHI	PIT
Steelers	1	09:42	N.Harris 10 yd. run (C.Boswell kick) (6-59, 3:20)	0	7
Steelers	2	13:22	P.Freiermuth 4 yd. pass from B.Roethlisberger (C.Boswell kick) (9-36, 3:41)	0	14
Bears	2	00:15	C.Santos 30 yd. Field Goal (12-52, 4:32)	3	14
Bears	3	07:43	C.Santos 22 yd. Field Goal (10-89, 4:59)	6	14
Steelers	3	02:08	P.Freiermuth 10 yd. pass from B.Roethlisberger (kick failed, wl) (9-75, 5:35)	6	20
Bears	4	14:17	D.Mooney 15 yd. run (C.Santos kick) (6-82, 2:51)	13	20
Steelers	4	11:54	C.Boswell 54 yd. Field Goal (4-39, 2:23)	13	23
Bears	4	06:31	D.Houston-Carson 25 yd. fumble return (C.Santos kick)	20	23
Steelers	4	02:52	C.Boswell 52 yd. Field Goal (11-41, 3:39)	20	26
Bears	4	01:46	D.Mooney 16 yd. pass from J.Fields (C.Santos kick) (7-75, 1:06)	26	26
Steelers	4	00:26	C.Boswell 40 yd. Field Goal (7-52, 1:20)	27	29

CHICAGO BEARS

PASSING	ATT	CP	YDS	SK/YD	TD	LG	INT	RTG
Justin Fields	29	17	291	3/13	1	50	1	89.9
TOTAL	29	17	291	3/13	1	50	1	89.9

RUSHING	ATT	YDS	AVG	LG	TD
David Montgomery	13	63	4.8	21	0
Justin Fields	8	45	5.6	8	0
Darnell Mooney	1	15	15.0	15t	1
Khalil Herbert	4	13	3.3	8	0
TOTAL	26	136	5.2	21	1

RECEIVING	NO	YDS	AVG	LG	TD
Cole Kmet	6	87	14.5	25	0
Allen Robinson II	4	68	17.0	39	0
Darnell Mooney	3	41	13.7	20	1
David Montgomery	2	17	8.5	11	0
Marquise Goodwin	1	50	50.0	50	0
Jimmy Graham	1	28	28.0	28	0
TOTAL	17	291	17.1	50	1

TOP DEFENSE	TOT	SOLO	AST	SCK	YDS	INT
Roquan Smith	12	6	6	1.0	9.0	0
Danny Trevathan	7	3	4	0.0	0.0	0
Cassius Marsh Sr.	5	3	2	1.0	7.0	0

FIELD GOALS	FGM/FGA	PERCENT	RESULTS
Cairo Santos	2-3	66.7	30G, 22G, 65SH
TOTAL	2-3	66.0	

PITTSBURGH STEELERS

PASSING	ATT	CP	YDS	SK/YD	TD	LG	INT	RTG
Ben Roethlisberger	30	21	205	4/30	2	42	0	111.1
TOTAL	30	21	205	4/30	2	42	0	111.1

RUSHING	ATT	YDS	AVG	LG	TD
Najee Harris	22	62	2.8	13	1
Chase Claypool	2	13	6.5	11	0
James Washington	2	13	6.5	12	0
Diontae Johnson	2	11	5.5	11	0
Benny Snell Jr.	2	6	3.0	5	0
Ben Roethlisberger	2	0	0.0	1	0
TOTAL	32	105	3.3	13	1

RECEIVING	NO	YDS	AVG	LG	TD
Diontae Johnson	5	56	11.2	22	0
Pat Freiermuth	5	43	8.6	13	2
Chase Claypool	3	30	10.0	26	0
Najee Harris	3	16	5.3	9	0
James Washington	1	42	42.0	42	0
Ray-Ray McCloud	1	12	12.0	12	0
Derek Watt	1	3	3.0	3	0
Kalen Ballage	1	2	2.0	2	0
Kevin Rader	1	1	1.0	1	0
TOTAL	21	205	9.8	42	2

TOP DEFENSE	TOT	SOLO	AST	SCK	YDS	INT
Minkah Fitzpatrick	8	8	0	0.0	0.0	0
T.J. Watt	7	4	3	3.0	13.0	0
Joe Schobert	5	2	3	0.0	0.0	0

FIELD GOALS	FGM/FGA	PERCENT	RESULTS
Chris Boswell	3-3	100.0	54G, 52G, 40G
TOTAL	3-3	100.0	

Team Statistics

First Downs	20	20
3rd-Down Eff. (Made/Att/Pct)	4/12/33%	6/17/35%
4th-Down Eff. (Made/Att/Pct)	0/0/0%	2/2/100%
Total Net Yards	414	280
Total Plays	58	66
Yards Per Play	7.1	4.2
Rushes/Net Yards	26/136	32/105
Net Passing	278	175
Pass Attempts/Completions	29/17	30/21
Had Intercepted	1	0
Sacked/Yards Lost	3/13	4/30
Punts/Average	5/46.8	5/39.2
Penalties/Yards	12/115	5/30
Fumbles/Lost	1/1	1/1
Possession Time	25:55	34:05

Bears Steelers



15

WEEK 8

Pittsburgh Steelers 15, Cleveland Browns 10
67,431 🌐 FirstEnergy Stadium 🌐 Oct 31, 2021



10

Pittsburgh Steelers	0	3	6	6	—	15
Cleveland Browns	3	0	7	0	—	10

SCORING DRIVES

TEAM	QTR	TIME	SCORING PLAY	PIT	CLE
Browns	1	08:09	C.McLaughlin 30 yd. Field Goal (13-63, 6:51)	0	3
Steelers	2	09:18	C.Boswell 31 yd. Field Goal (10-47, 5:36)	3	3
Browns	3	09:36	D.Johnson 10 yd. run (C.McLaughlin kick) (8-86, 4:19)	3	10
Steelers	3	03:39	N.Harris 8 yd. run (pass failed) (12-78, 5:57)	9	10
Steelers	4	11:04	P.Freiermuth 2 yd. pass from B.Roethlisberger (pass failed) (13-83, 5:38)	15	10

PITTSBURGH STEELERS

PASSING	ATT	CP	YDS	SK/YD	TD	LG	INT	RTG
Ben Roethlisberger	34	22	266	2/11	1	50	0	98.4
Chris Boswell	1	0	0	0/0	0	0	0	39.6
TOTAL	35	22	266	2/11	1	50	0	95.7

RUSHING	ATT	YDS	AVG	LG	TD
Najee Harris	26	91	3.5	11	1
Chase Claypool	2	16	8.0	16	0
Ray-Ray McCloud	1	10	10.0	10	0
Anthony McFarland Jr.	1	1	1.0	1	0
Ben Roethlisberger	1	0	0.0	0	0
Kalen Ballage	1	-3	-3.0	-3	0
TOTAL	32	115	3.6	16	1

RECEIVING	NO	YDS	AVG	LG	TD
Diontae Johnson	6	98	16.3	50	0
Chase Claypool	4	45	11.3	16	0
Pat Freiermuth	4	44	11.0	22	1
Zach Gentry	3	39	13.0	24	0
Najee Harris	3	29	9.7	20	0
Benny Snell Jr.	1	7	7.0	7	0
James Washington	1	4	4.0	4	0
TOTAL	22	266	12.1	50	1

TOP DEFENSE	TOT	SOLO	AST	SCK	YDS	INT
Joe Schobert	9	6	3	0.0	0.0	0
T.J. Watt	6	4	2	1.5	7.5	0
Devin Bush	5	3	2	0.0	0.0	0

FIELD GOALS	FGM/FGA	PERCENT	RESULTS
Chris Boswell	1-1	100.0	31G
TOTAL	1-1	100.0	

CLEVELAND BROWNS

PASSING	ATT	CP	YDS	SK/YD	TD	LG	INT	RTG
Baker Mayfield	31	20	225	4/15	0	24	0	86.1
TOTAL	31	20	225	4/15	0	24	0	86.1

RUSHING	ATT	YDS	AVG	LG	TD
Nick Chubb	16	61	3.8	21	0
D'Ernest Johnson	4	22	5.5	11	1
Baker Mayfield	1	5	5.0	5	0
Jarvis Landry	1	5	5.0	5	0
Demetric Felton	1	3	3.0	3	0
TOTAL	23	96	4.2	21	1

RECEIVING	NO	YDS	AVG	LG	TD
Jarvis Landry	5	65	13.0	19	0
Austin Hooper	4	26	6.5	8	0
David Njoku	3	39	13.0	24	0
Harrison Bryant	2	33	16.5	21	0
Rashard Higgins	2	27	13.5	16	0
Demetric Felton	1	14	14.0	14	0
Nick Chubb	1	8	8.0	8	0
D'Ernest Johnson	1	7	7.0	7	0
Odell Beckham Jr.	1	6	6.0	6	0
TOTAL	20	225	11.3	24	0

TOP DEFENSE	TOT	SOLO	AST	SCK	YDS	INT
Malcolm Smith	10	9	1	0.0	0.0	0
Anthony Walker Jr.	8	2	6	0.0	0.0	0
Mack Wilson Sr.	7	5	2	0.0	0.0	0

FIELD GOALS	FGM/FGA	PERCENT	RESULTS
Chase McLaughlin	1-1	100.0	30G
TOTAL	1-1	100.0	

Team Statistics

	Steelers	Browns
First Downs	21	19
3rd-Down Eff. (Made/Att/Pct)	4/13/31%	3/10/30%
4th-Down Eff. (Made/Att/Pct)	2/4/50%	0/2/0%
Total Net Yards	370	306
Total Plays	69	58
Yards Per Play	5.4	5.3
Rushes/Net Yards	32/115	23/96
Net Passing	255	210
Pass Attempts/Completions	35/22	31/20
Had Intercepted	0	0
Sacked/Yards Lost	2/11	4/15
Punts/Average	4/44.0	4/49.3
Penalties/Yards	8/65	5/30
Fumbles/Lost	1/0	1/1
Possession Time	31:45	28:15

Steelers Browns



WEEK 6
Seattle Seahawks 20, Pittsburgh Steelers 23 (OT)
60,821 🇺🇸 Heinz Field 🇺🇸 Oct 17, 2021



Seattle Seahawks	0	0	14	6	0	—	20
Pittsburgh Steelers	0	14	3	3	3	—	23

SCORING DRIVES

TEAM	QTR	TIME	SCORING PLAY	SEA	PIT
Steelers	2	10:01	N.Harris 5 yd. pass from B.Roethlisberger (C.Boswell kick) (8-54, 4:10)	0	7
Steelers	2	01:04	E.Ebron 1 yd. run (C.Boswell kick) (14-84, 6:59)	0	14
Seahawks	3	09:55	A.Collins 2 yd. run (J.Myers kick) (10-75, 5:05)	7	14
Steelers	3	05:46	C.Boswell 27 yd. Field Goal (9-66, 4:09)	7	17
Seahawks	3	03:02	W.Dissly 1 yd. pass from G.Smith (J.Myers kick) (6-60, 2:44)	14	17
Seahawks	4	12:59	J.Myers 40 yd. Field Goal (8-36, 3:26)	17	17
Steelers	4	01:30	C.Boswell 52 yd. Field Goal (9-40, 3:49)	17	20
Seahawks	4	00:00	J.Myers 43 yd. Field Goal (9-50, 1:30)	20	20
Steelers	OT	02:50	C.Boswell 37 yd. Field Goal (3-3, 1:26)	20	23

SEATTLE SEAHAWKS

PASSING	ATT	CP	YDS	SK/YD	TD	LG	INT	RTG
Geno Smith	32	23	209	5/44	1	41	0	99.6
TOTAL	32	23	209	5/44	1	41	0	99.6

RUSHING	ATT	YDS	AVG	LG	TD
Alex Collins	20	101	5.1	21	1
Travis Homer	2	27	13.5	26	0
DeeJay Dallas	4	17	4.3	10	0
Geno Smith	1	-1	-1.0	-1	0
TOTAL	27	144	5.3	26	1

RECEIVING	NO	YDS	AVG	LG	TD
DK Metcalf	6	58	9.7	14	0
DeeJay Dallas	5	33	6.6	10	0
Gerald Everett	2	40	20.0	41	0
Tyler Lockett	2	35	17.5	21	0
Will Dissly	2	8	4.0	7	1
Freddie Swain	2	-4	-2.0	0	0
Travis Homer	1	27	27.0	27	0
Penny Hart	1	12	12.0	12	0
Phillip Dorsett II	1	3	3.0	3	0
Alex Collins	1	-3	-3.0	-3	0
TOTAL	23	209	9.1	41	1

TOP DEFENSE	TOT	SOLO	AST	SCK	YDS	INT
Bobby Wagner	14	8	6	0.0	0.0	0
Jordyn Brooks	14	7	7	0.0	0.0	0
D.J. Reed	9	7	2	0.0	0.0	0

FIELD GOALS	FGM/FGA	PERCENT	RESULTS
Jason Myers	2-2	100.0	40G, 43G
TOTAL	2-2	100.0	

PITTSBURGH STEELERS

PASSING	ATT	CP	YDS	SK/YD	TD	LG	INT	RTG
Ben Roethlisberger	40	29	229	1/3	1	23	0	94.7
TOTAL	40	29	229	1/3	1	23	0	94.7

RUSHING	ATT	YDS	AVG	LG	TD
Najee Harris	24	81	3.4	10	0
Diontae Johnson	1	25	25.0	25	0
Kalen Ballage	2	15	7.5	11	0
Eric Ebron	1	1	1.0	1t	1
Ben Roethlisberger	2	-3	-1.5	0	0
TOTAL	30	119	4.0	25	1

RECEIVING	NO	YDS	AVG	LG	TD
Diontae Johnson	9	71	7.9	23	0
Pat Freiermuth	7	58	8.3	12	0
Najee Harris	6	46	7.7	12	1
Ray-Ray McCloud	2	18	9.0	15	0
Chase Claypool	2	17	8.5	12	0
Eric Ebron	2	10	5.0	6	0
James Washington	1	9	9.0	9	0
TOTAL	29	229	7.9	23	1

TOP DEFENSE	TOT	SOLO	AST	SCK	YDS	INT
Cameron Heyward	9	6	3	1.0	8.0	0
Minkah Fitzpatrick	9	7	2	0.0	0.0	0
Alex Highsmith	7	2	5	1.5	15.5	0

FIELD GOALS	FGM/FGA	PERCENT	RESULTS
Chris Boswell	3-3	100.0	27G, 52G, 37G
TOTAL	3-3	100.0	

Team Statistics

	Seahawks	Steelers
First Downs	18	22
3rd-Down Eff. (Made/Att/Pct)	3/12/25%	5/14/36%
4th-Down Eff. (Made/Att/Pct)	0/0/0%	0/0/0%
Total Net Yards	309	345
Total Plays	64	71
Yards Per Play	4.8	4.9
Rushes/Net Yards	27/144	30/119
Net Passing	165	226
Pass Attempts/Completions	32/23	40/29
Had Intercepted	0	0
Sacked/Yards Lost	5/44	1/3
Punts/Average	8/45.5	7/47.9
Penalties/Yards	6/45	5/38
Fumbles/Lost	3/1	1/1
Possession Time	29:37	37:33

Seahawks Steelers



19

WEEK 5
Denver Broncos 19, Pittsburgh Steelers 27
59,841 🇺🇸 Heinz Field 🇺🇸 Oct 10, 2021



27

Denver Broncos	3	3	0	13	—	19
Pittsburgh Steelers	7	10	7	3	—	27

SCORING DRIVES

TEAM	QTR	TIME	SCORING PLAY	DEN	PIT
Steelers	1	12:02	D.Johnson 50 yd. pass from B.Roethlisberger (C.Boswell kick) (6-85, 2:58)	0	7
Broncos	1	01:43	B.McManus 39 yd. Field Goal (4-8, 2:14)	3	7
Steelers	2	12:42	C.Boswell 48 yd. Field Goal (9-45, 4:01)	3	10
Broncos	2	05:47	B.McManus 29 yd. Field Goal (7-49, 4:17)	6	10
Steelers	2	02:12	N.Harris 1 yd. run (C.Boswell kick) (6-75, 3:35)	6	17
Steelers	3	02:41	C.Claypool 18 yd. pass from B.Roethlisberger (C.Boswell kick) (14-86, 7:16)	6	24
Broncos	4	10:15	K.Hinton 2 yd. pass from T.Bridgewater (B.McManus kick) (14-75, 7:26)	13	24
Broncos	4	05:46	C.Sutton 39 yd. pass from T.Bridgewater (pass failed) (5-72, 1:54)	19	24
Steelers	4	02:29	C.Boswell 43 yd. Field Goal (7-49, 3:17)	19	27

DENVER BRONCOS

PASSING	ATT	CP	YDS	SK/YD	TD	LG	INT	RTG
Teddy Bridgewater	38	24	288	2/20	2	39t	1	92.9
TOTAL	38	24	288	2/20	2	39T	1	92.9

RUSHING	ATT	YDS	AVG	LG	TD
Javonte Williams	8	61	7.6	49	0
Melvin Gordon III	9	34	3.8	8	0
Teddy Bridgewater	1	11	11.0	11	0
TOTAL	18	106	5.9	49	0

RECEIVING	NO	YDS	AVG	LG	TD
Courtland Sutton	7	120	17.1	39t	1
Tim Patrick	7	89	12.7	23	0
Javonte Williams	3	25	8.3	10	0
Noah Fant	3	20	6.7	9	0
Kendall Hinton	2	25	12.5	23	1
Melvin Gordon III	2	9	4.5	6	0
TOTAL	24	288	12.0	39T	2

TOP DEFENSE	TOT	SOLO	AST	SCK	YDS	INT
Alexander Johnson	8	5	3	0.0	0.0	0
Justin Simmons	8	5	3	0.0	0.0	0
Kareem Jackson	7	6	1	0.0	0.0	0

FIELD GOALS	FGM/FGA	PERCENT	RESULTS
Brandon McManus	2-2	100.0	39G, 29G
TOTAL	2-2	100.0	

PITTSBURGH STEELERS

PASSING	ATT	CP	YDS	SK/YD	TD	LG	INT	RTG
Ben Roethlisberger	25	15	253	1/9	2	59	0	120.9
TOTAL	25	15	253	1/9	2	59	0	120.9

RUSHING	ATT	YDS	AVG	LG	TD
Najee Harris	23	122	5.3	20	1
Benny Snell Jr.	5	20	4.0	9	0
JuJu Smith-Schuster	2	6	3.0	3	0
Kalen Ballage	4	0	0.0	3	0
Ben Roethlisberger	1	-1	-1.0	-1	0
TOTAL	35	147	4.2	20	1

RECEIVING	NO	YDS	AVG	LG	TD
Chase Claypool	5	130	26.0	59	1
Diontae Johnson	2	72	36.0	50t	1
Najee Harris	2	20	10.0	14	0
Eric Ebron	2	10	5.0	5	0
Pat Freiermuth	2	7	3.5	4	0
Zach Gentry	1	13	13.0	13	0
Ray-Ray McCloud	1	1	1.0	1	0
TOTAL	15	253	16.9	59	2

TOP DEFENSE	TOT	SOLO	AST	SCK	YDS	INT
Minkah Fitzpatrick	10	5	5	0.0	0.0	0
Terrell Edmunds	7	4	3	0.0	0.0	0
James Pierre	6	6	0	0.0	0.0	1

FIELD GOALS	FGM/FGA	PERCENT	RESULTS
Chris Boswell	2-2	100.0	48G, 43G
TOTAL	2-2	100.0	

Team Statistics

First Downs	17	19
3rd-Down Eff. (Made/Att/Pct)	2/12/17%	7/12/58%
4th-Down Eff. (Made/Att/Pct)	3/4/75%	0/0/0%
Total Net Yards	374	391
Total Plays	58	61
Yards Per Play	6.4	6.4
Rushes/Net Yards	18/106	35/147
Net Passing	268	244
Pass Attempts/Completions	38/24	25/15
Had Intercepted	1	0
Sacked/Yards Lost	2/20	1/9
Punts/Average	4/44.0	2/59.5
Penalties/Yards	7/67	8/59
Fumbles/Lost	0/0	1/1
Possession Time	26:58	33:02

Broncos Steelers



17

WEEK 4

Pittsburgh Steelers 17, Green Bay Packers 27
78,281 🌐 Lambeau Field 🌐 Oct 3, 2021



27

Pittsburgh Steelers	7	3	0	7	—	17
Green Bay Packers	0	17	10	0	—	27

SCORING DRIVES

TEAM	QTR	TIME	SCORING PLAY	PIT	GB
Steelers	1	10:04	D.Johnson 45 yd. pass from B.Roethlisberger (C.Boswell kick) (8-75, 4:56)	7	0
Packers	2	13:22	Aa.Rodgers 4 yd. run (M.Crosby kick) (13-64, 4:51)	7	7
Packers	2	10:55	R.Cobb 23 yd. pass from Aa.Rodgers (M.Crosby kick) (4-23, 1:33)	7	14
Steelers	2	05:41	C.Boswell 52 yd. Field Goal (10-41, 5:14)	10	14
Packers	2	00:05	M.Crosby 26 yd. Field Goal (13-76, 5:36)	10	17
Packers	3	09:31	M.Crosby 29 yd. Field Goal (12-64, 5:29)	10	20
Packers	3	04:46	R.Cobb 1 yd. pass from Aa.Rodgers (M.Crosby kick) (4-40, 2:15)	10	27
Steelers	4	04:04	N.Harris 1 yd. run (C.Boswell kick) (8-65, 2:53)	17	27

PITTSBURGH STEELERS

PASSING	ATT	CP	YDS	SK/YD	TD	LG	INT	RTG
Ben Roethlisberger	40	26	232	2/12	1	45t	1	78.3
TOTAL	40	26	232	2/12	1	45T	1	78.3

RUSHING	ATT	YDS	AVG	LG	TD
Najee Harris	15	62	4.1	11	1
Benny Snell Jr.	1	0	0.0	0	0
TOTAL	16	62	3.9	11	1

RECEIVING	NO	YDS	AVG	LG	TD
Diontae Johnson	9	92	10.2	45t	1
Najee Harris	6	29	4.8	9	0
James Washington	4	69	17.3	30	0
JuJu Smith-Schuster	2	11	5.5	9	0
Eric Ebron	2	8	4.0	4	0
Pat Freiermuth	1	11	11.0	11	0
Zach Gentry	1	10	10.0	10	0
Ray-Ray McCloud	1	2	2.0	2	0
TOTAL	26	232	8.9	45T	1

TOP DEFENSE	TOT	SOLO	AST	SCK	YDS	INT
Cameron Heyward	8	5	3	0.0	0.0	0
Joe Schobert	8	5	3	0.0	0.0	0
Minkah Fitzpatrick	8	6	2	0.0	0.0	0

FIELD GOALS	FGM/FGA	PERCENT	RESULTS
Chris Boswell	1-1	100.0	52G
TOTAL	1-1	100.0	

GREEN BAY PACKERS

PASSING	ATT	CP	YDS	SK/YD	TD	LG	INT	RTG
Aaron Rodgers	36	20	248	3/12	2	28	0	95.6
TOTAL	36	20	248	3/12	2	28	0	95.6

RUSHING	ATT	YDS	AVG	LG	TD
AJ Dillon	15	81	5.4	25	0
Aaron Jones	15	48	3.2	15	0
Aaron Rodgers	3	2	0.7	4t	1
TOTAL	33	131	4.0	25	1

RECEIVING	NO	YDS	AVG	LG	TD
Davante Adams	6	64	10.7	21	0
Randall Cobb	5	69	13.8	25	2
Aaron Jones	3	51	17.0	26	0
Allen Lazard	2	33	16.5	28	0
Robert Tonyan	2	8	4.0	6	0
AJ Dillon	1	16	16.0	16	0
Marcedes Lewis	1	7	7.0	7	0
TOTAL	20	248	12.4	28	2

TOP DEFENSE	TOT	SOLO	AST	SCK	YDS	INT
De'Vondre Campbell	9	5	4	0.0	0.0	0
Eric Stokes	8	8	0	0.0	0.0	1
Oren Burks	6	3	3	0.0	0.0	0

FIELD GOALS	FGM/FGA	PERCENT	RESULTS
Mason Crosby	2-2	100.0	26G, 29G
TOTAL	2-2	100.0	

Team Statistics

First Downs	17	23
3rd-Down Eff. (Made/Att/Pct)	4/11/36%	9/15/60%
4th-Down Eff. (Made/Att/Pct)	0/2/0%	0/1/0%
Total Net Yards	282	367
Total Plays	58	72
Yards Per Play	4.9	5.1
Rushes/Net Yards	16/62	33/131
Net Passing	220	236
Pass Attempts/Completions	40/26	36/20
Had Intercepted	1	0
Sacked/Yards Lost	2/12	3/12
Punts/Average	3/34.0	3/46.0
Penalties/Yards	5/34	3/25
Fumbles/Lost	1/1	1/1
Possession Time	25:19	34:41

Steelers Packers



24

WEEK 3
Cincinnati Bengals 24, Pittsburgh Steelers 10
58,076 Heinz Field Sep 26, 2021



10

Cincinnati Bengals	7	7	10	0	—	24
Pittsburgh Steelers	0	7	0	3	—	10

SCORING DRIVES

TEAM	QTR	TIME	SCORING PLAY	CIN	PIT
Bengals	1	02:54	T.Boyd 17 yd. pass from J.Burrow (E.McPherson kick) (6-42, 3:51)	7	0
Steelers	2	01:04	P.Freiermuth 4 yd. pass from B.Roethlisberger (C.Boswell kick) (15-86, 8:32)	7	7
Bengals	2	00:37	J.Chase 34 yd. pass from J.Burrow (E.McPherson kick) (3-75, 0:27)	14	7
Bengals	3	08:47	E.McPherson 43 yd. Field Goal (10-55, 6:13)	17	7
Bengals	3	06:18	J.Chase 9 yd. pass from J.Burrow (E.McPherson kick) (3-19, 1:33)	24	7
Steelers	4	08:09	C.Boswell 26 yd. Field Goal (18-88, 9:03)	24	10

CINCINNATI BENGALS

PASSING	ATT	CP	YDS	SK/YD	TD	LG	INT	RTG
Joe Burrow	18	14	172	0/0	3	34t	1	122.9
TOTAL	18	14	172	0/0	3	34T	1	122.9

RUSHING	ATT	YDS	AVG	LG	TD
Joe Mixon	18	90	5.0	27	0
Joe Burrow	5	7	1.4	8	0
Samaje Perine	1	-1	-1.0	-1	0
TOTAL	24	96	4.0	27	0

RECEIVING	NO	YDS	AVG	LG	TD
Ja'Marr Chase	4	65	16.3	34t	2
Tyler Boyd	4	36	9.0	17t	1
Chris Evans	2	26	13.0	14	0
Mike D. Thomas	1	19	19.0	19	0
Auden Tate	1	14	14.0	14	0
Samaje Perine	1	8	8.0	8	0
Joe Mixon	1	4	4.0	4	0
TOTAL	14	172	12.3	34T	3

TOP DEFENSE	TOT	SOLO	AST	SCK	YDS	INT
Logan Wilson	14	6	8	0.0	0.0	2
Jessie Bates III	9	6	3	0.0	0.0	0
Eli Apple	8	4	4	0.0	0.0	0

FIELD GOALS	FGM/FGA	PERCENT	RESULTS
Evan McPherson	1-1	100.0	43G
TOTAL	1-1	100.0	

PITTSBURGH STEELERS

PASSING	ATT	CP	YDS	SK/YD	TD	LG	INT	RTG
Ben Roethlisberger	58	38	318	4/21	1	29	2	70.9
TOTAL	58	38	318	4/21	1	29	2	70.9

RUSHING	ATT	YDS	AVG	LG	TD
Najee Harris	14	40	2.9	20	0
Ben Roethlisberger	1	5	5.0	5	0
TOTAL	15	45	3.0	20	0

RECEIVING	NO	YDS	AVG	LG	TD
Najee Harris	14	102	7.3	21	0
Chase Claypool	9	96	10.7	29	0
Ray-Ray McCloud	3	33	11.0	24	0
JuJu Smith-Schuster	3	25	8.3	16	0
Pat Freiermuth	3	22	7.3	15	1
James Washington	3	20	6.7	8	0
Cody White	2	17	8.5	11	0
Derek Watt	1	3	3.0	3	0
TOTAL	38	318	8.4	29	1

TOP DEFENSE	TOT	SOLO	AST	SCK	YDS	INT
Cameron Heyward	5	1	4	0.0	0.0	0
Joe Schobert	5	4	1	0.0	0.0	0
Terrell Edmunds	5	2	3	0.0	0.0	1

FIELD GOALS	FGM/FGA	PERCENT	RESULTS
Chris Boswell	1-2	50.0	42WL, 26G
TOTAL	1-2	50.0	

Team Statistics

First Downs	12	21
3rd-Down Eff. (Made/Att/Pct)	3/9/33%	9/19/47%
4th-Down Eff. (Made/Att/Pct)	0/0/0%	0/2/0%
Total Net Yards	268	342
Total Plays	42	77
Yards Per Play	6.4	4.4
Rushes/Net Yards	24/96	15/45
Net Passing	172	297
Pass Attempts/Completions	18/14	58/38
Had Intercepted	1	2
Sacked/Yards Lost	0/0	4/21
Punts/Average	5/48.2	4/40.5
Penalties/Yards	10/89	10/73
Fumbles/Lost	0/0	1/0
Possession Time	24:38	35:22

Bengals Steelers



26

WEEK 2
Las Vegas Raiders 26, Pittsburgh Steelers 17
63,707 🇺🇸 Heinz Field 🇺🇸 Sep 19, 2021



17

Las Vegas Raiders	3	6	7	10	—	26
Pittsburgh Steelers	0	7	0	10	—	17

SCORING DRIVES

TEAM	QTR	TIME	SCORING PLAY	LV	PIT
Raiders	1	03:10	D.Carlson 46 yd. Field Goal (5-12, 2:34)	3	0
Raiders	2	09:34	D.Carlson 33 yd. Field Goal (8-47, 3:58)	6	0
Steelers	2	06:25	J.Smith-Schuster 3 yd. run (C.Boswell kick) (7-75, 3:09)	6	7
Raiders	2	00:02	D.Carlson 41 yd. Field Goal (13-53, 6:23)	9	7
Raiders	3	05:02	F.Moreau 9 yd. pass from D.Carr (D.Carlson kick) (7-82, 4:09)	16	7
Steelers	4	11:15	N.Harris 25 yd. pass from B.Roethlisberger (C.Boswell kick) (5-80, 1:41)	16	14
Raiders	4	09:35	H.Ruggs 61 yd. pass from D.Carr (D.Carlson kick) (5-75, 1:40)	23	14
Steelers	4	03:42	C.Boswell 56 yd. Field Goal (8-30, 2:09)	23	17
Raiders	4	00:20	D.Carlson 45 yd. Field Goal (7-46, 3:22)	26	17

LAS VEGAS RAIDERS

PASSING	ATT	CP	YDS	SK/YD	TD	LG	INT	RTG
Derek Carr	37	28	382	2/9	2	61t	0	126.2
TOTAL	37	28	382	2/9	2	61t	0	126.2

RUSHING	ATT	YDS	AVG	LG	TD
Peyton Barber	13	32	2.5	13	0
Kenyan Drake	7	9	1.3	5	0
Derek Carr	4	9	2.3	5	0
Henry Ruggs III	1	2	2.0	2	0
TOTAL	25	52	2.1	13	0

RECEIVING	NO	YDS	AVG	LG	TD
Henry Ruggs III	5	113	22.6	61t	1
Darren Waller	5	65	13.0	25	0
Hunter Renfrow	5	57	11.4	23	0
Kenyan Drake	5	46	9.2	13	0
Bryan Edwards	3	40	13.3	18	0
Foster Moreau	2	34	17.0	25	1
Derek Carrier	2	13	6.5	9	0
Willie Snead IV	1	14	14.0	14	0
TOTAL	28	382	13.6	61t	2

TOP DEFENSE	TOT	SOLO	AST	SCK	YDS	INT
Denzel Perryman	12	6	6	0.0	0.0	0
Johnathan Abram	7	5	2	0.0	0.0	0
Trayvon Mullen Jr.	7	6	1	0.0	0.0	1

FIELD GOALS	FGM/FGA	PERCENT	RESULTS
Daniel Carlson	4-4	100.0	46G, 33G, 41G, 45G
TOTAL	4-4	100.0	

PITTSBURGH STEELERS

PASSING	ATT	CP	YDS	SK/YD	TD	LG	INT	RTG
Ben Roethlisberger	40	27	295	2/3	1	52	1	87.0
TOTAL	40	27	295	2/3	1	52	1	87.0

RUSHING	ATT	YDS	AVG	LG	TD
Najee Harris	10	38	3.8	14	0
JuJu Smith-Schuster	1	3	3.0	3t	1
Benny Snell Jr.	2	1	0.5	1	0
Chase Claypool	1	-3	-3.0	-3	0
TOTAL	14	39	2.8	14	1

RECEIVING	NO	YDS	AVG	LG	TD
Diontae Johnson	9	105	11.7	41	0
JuJu Smith-Schuster	6	41	6.8	17	0
Najee Harris	5	43	8.6	25t	1
Pat Freiermuth	4	36	9.0	14	0
Chase Claypool	3	70	23.3	52	0
TOTAL	27	295	10.9	52	1

TOP DEFENSE	TOT	SOLO	AST	SCK	YDS	INT
Joe Schobert	10	6	4	0.0	0.0	0
Robert Spillane	10	7	3	0.0	0.0	0
Cameron Heyward	7	4	3	0.0	0.0	0

FIELD GOALS	FGM/FGA	PERCENT	RESULTS
Chris Boswell	1-1	100.0	56G
TOTAL	1-1	100.0	

Team Statistics

First Downs	22	17
3rd-Down Eff. (Made/Att/Pct)	5/13/38%	5/12/42%
4th-Down Eff. (Made/Att/Pct)	1/1/100%	0/1/0%
Total Net Yards	425	331
Total Plays	64	56
Yards Per Play	6.6	5.9
Rushes/Net Yards	25/52	14/39
Net Passing	373	292
Pass Attempts/Completions	37/28	40/27
Had Intercepted	0	1
Sacked/Yards Lost	2/9	2/3
Punts/Average	4/47.5	4/49.3
Penalties/Yards	5/40	5/43
Fumbles/Lost	2/0	1/0
Possession Time	34:22	25:38

Raiders Steelers



23

WEEK 1
Pittsburgh Steelers 23, Buffalo Bills 16
69,787 🌐 Highmark Stadium 🌐 Sep 12, 2021



16

Pittsburgh Steelers	0	0	6	17	—	23
Buffalo Bills	3	7	0	6	—	16

SCORING DRIVES

TEAM	QTR	TIME	SCORING PLAY	PIT	BUF
Bills	1	13:30	T.Bass 37 yd. Field Goal (4-5, 1:30)	0	3
Bills	2	00:22	G.Davis 3 yd. pass from J.Allen (T.Bass kick) (13-91, 5:39)	0	10
Steelers	3	10:23	C.Boswell 24 yd. Field Goal (10-69, 4:37)	3	10
Steelers	3	01:47	C.Boswell 20 yd. Field Goal (11-62, 4:01)	6	10
Steelers	4	11:19	D.Johnson 5 yd. pass from B.Roethlisberger (C.Boswell kick) (4-52, 2:23)	13	10
Steelers	4	09:45	U.Gilbert 9 yd. return of blocked punt (C.Boswell kick)	20	10
Bills	4	05:23	T.Bass 25 yd. Field Goal (9-67, 4:22)	20	13
Steelers	4	02:42	C.Boswell 45 yd. Field Goal (9-48, 2:41)	23	13
Bills	4	00:46	T.Bass 42 yd. Field Goal (10-40, 1:56)	23	16

PITTSBURGH STEELERS

PASSING	ATT	CP	YDS	SK/YD	TD	LG	INT	RTG
Ben Roethlisberger	32	18	188	2/11	1	24	0	83.9
TOTAL	32	18	188	2/11	1	24	0	83.9

RUSHING	ATT	YDS	AVG	LG	TD
Najee Harris	16	45	2.8	18	0
Chase Claypool	1	25	25.0	25	0
Ben Roethlisberger	4	5	1.3	8	0
TOTAL	21	75	3.6	25	0

RECEIVING	NO	YDS	AVG	LG	TD
Diontae Johnson	5	36	7.2	14	1
JuJu Smith-Schuster	4	52	13.0	24	0
Chase Claypool	3	45	15.0	22	0
James Washington	2	10	5.0	9	0
Pat Freiermuth	1	24	24.0	24	0
Eric Ebron	1	19	19.0	19	0
Najee Harris	1	4	4.0	4	0
Zach Gentry	1	-2	-2.0	-2	0
TOTAL	18	188	10.4	24	1

TOP DEFENSE	TOT	SOLO	AST	SCK	YDS	INT
Devin Bush	10	6	4	0.0	0.0	0
Minkah Fitzpatrick	10	6	4	0.0	0.0	0
James Pierre	6	6	0	0.0	0.0	0

FIELD GOALS	FGM/FGA	PERCENT	RESULTS
Chris Boswell	3-3	100.0	24G, 20G, 45G
TOTAL	3-3	100.0	

BUFFALO BILLS

PASSING	ATT	CP	YDS	SK/YD	TD	LG	INT	RTG
Josh Allen	51	30	270	3/16	1	37	0	79.7
TOTAL	51	30	270	3/16	1	37	0	79.7

RUSHING	ATT	YDS	AVG	LG	TD
Devin Singletary	11	72	6.5	25	0
Josh Allen	9	44	4.9	11	0
Matt Breida	4	4	1.0	7	0
Isaiah McKenzie	1	-3	-3.0	-3	0
TOTAL	25	117	4.7	25	0

RECEIVING	NO	YDS	AVG	LG	TD
Stefon Diggs	9	69	7.7	13	0
Cole Beasley	8	60	7.5	12	0
Emmanuel Sanders	4	52	13.0	16	0
Dawson Knox	4	41	10.3	13	0
Devin Singletary	3	8	2.7	5	0
Gabriel Davis	2	40	20.0	37	1
TOTAL	30	270	9.0	37	1

TOP DEFENSE	TOT	SOLO	AST	SCK	YDS	INT
Taron Johnson	7	7	0	0.0	0.0	0
Jordan Poyer	6	5	1	1.0	10.0	0
Micah Hyde	6	5	1	0.0	0.0	0

FIELD GOALS	FGM/FGA	PERCENT	RESULTS
Tyler Bass	3-3	100.0	37G, 25G, 42G
TOTAL	3-3	100.0	

Team Statistics

	Steelers	Bills
First Downs	16	22
3rd-Down Eff. (Made/Att/Pct)	4/12/33%	8/18/44%
4th-Down Eff. (Made/Att/Pct)	0/0/0%	1/3/33%
Total Net Yards	252	371
Total Plays	55	79
Yards Per Play	4.6	4.7
Rushes/Net Yards	21/75	25/117
Net Passing	177	254
Pass Attempts/Completions	32/18	51/30
Had Intercepted	0	0
Sacked/Yards Lost	2/11	3/16
Punts/Average	5/41.4	4/34.3
Penalties/Yards	5/32	8/81
Fumbles/Lost	1/0	4/1
Possession Time	26:43	33:17

THE LAST TIME THE STEELERS/OPPONENT...

Overtime Game Won

By Steelers – Pittsburgh 20, N.Y. Jets 17, AFC Divisional Playoff, 1/15/05
 By Opponent – Denver 29, Pittsburgh 23, AFC Wild Card Game, 1/8/12

Shutout

By Steelers – None
 By Opponent – Philadelphia 21, Pittsburgh 0, Eastern Division Playoff, 12/21/1947

Kickoff Return for TD

By Steelers – None
 By Opponent – None

Punt Return for TD

By Steelers – Santonio Holmes (67 yards) vs. San Diego, AFC Divisional Playoff, 1/11/09
 By Opponent – Santana Moss (75 yards) vs. N.Y. Jets, AFC Divisional Playoff, 1/15/05

Interception Return for TD

By Steelers – James Harrison (100 yards) vs. Arizona, Super Bowl XLIII, 2/1/09
 By Opponent – Nick Collins (37 yards) vs. Green Bay, Super Bowl XLV, 2/6/11

Fumble Return for TD

By Steelers – William Gay (19 yards) vs. N.Y. Jets, AFC Championship Game, 1/23/11
 By Opponent – Terlin Smith (50 yards) vs. Jacksonville, AFC Divisional Playoff, 1/14/18

Blocked Punt

By Steelers – None
 By Opponent – Keith Cash, at Kansas City, AFC Wild Card Game, 1/8/94

Blocked Punt for TD

By Steelers – None
 By Opponent – Terry Brown, vs. Minnesota, Super Bowl IX, 1/12/75

Blocked Field Goal

By Steelers – None
 By Opponent – Brian Mitchell, vs. New England, AFC Championship Game, 1/27/02

Blocked Field Goal for TD

By Steelers – None
 By Opponent – Antwan Harris (49 yards), vs. New England, AFC Championship Game, 1/27/02

Safety Scored

By Steelers – vs. Baltimore, AFC Wild Card Game, (Punt blocked by Shamarko Thomas out of bounds in end zone), 1/3/15
 By Opponent – vs. N.Y. Jets, AFC Championship Game, (Ben Roethlisberger tackled by Mike Devito), 1/23/11

100 Yards Rushing

By Steelers – Le'Veon Bell (170) at Kansas City, AFC Divisional Playoff, 1/15/17
 By Opponent –Leonard Fournette (109 yards) vs. Jacksonville, AFC Divisional Playoff, 1/14/18

Two 100-yard Rushers in Same Game

By Steelers – None
 By Opponent – None

200 Yards Rushing

By Steelers – None
 By Opponent – None

300 Yards Passing

By Steelers – **Ben Roethlisberger (469) vs. Jacksonville, AFC Divisional Playoff, 1/14/15**
 By Opponent – Tom Brady (384) at New England, AFC Championship Game, 1/22/17

400 Yards Passing

By Steelers – **Roethlisberger (469) vs. Jacksonville, AFC Divisional Playoff, 1/14/15**
 By Opponent – None

500 Yards Passing

By Steelers – **Roethlisberger (501) vs. Cleveland, AFC Wild Card Playoff, 1/10/21**
 By Opponent – None

200 Yards Receiving

By Steelers – None
 By Opponent – Demaryius Thomas (204 yards) at Denver, AFC Wild Card Game, 1/8/12

Four TD Passes

By Steelers – **Roethlisberger (4) vs. Cleveland, AFC Wild Card Playoff, 1/10/21**
 By Opponent – Dan Marino, vs. Miami, AFC Championship Game, 1/6/85

Five TD Passes

By Steelers – **Ben Roethlisberger, vs. Jacksonville, AFC Divisional Playoff, 1/14/18**
 By Opponent – None

Six TD Passes

By Steelers – None
 By Opponent – None

Three TD Receptions

By Steelers – None
 By Opponent – None

Four TD Receptions

By Steelers – None
 By Opponent – None

Three TDs Rushing

By Steelers – Franco Harris, vs. Buffalo, AFC Divisional Playoff, 12/22/74
 By Opponent – Leonard Fournette, vs. Jacksonville, AFC Divisional Playoff, 1/14/18

Four Field Goals

By Steelers – **Chris Boswell, at Kansas City, AFC Divisional Playoff, 1/15/17 (6)**
 By Opponent – Brandon McManus, at Denver, AFC Divisional Playoff, 1/17/16

Five Field Goals

By Steelers – **Chris Boswell, at Kansas City, AFC Divisional Playoff, 1/15/17 (6)**
 By Opponent – Brandon McManus, at Denver, AFC Divisional Playoff, 1/17/16

Six Field Goals

By Steelers – **Chris Boswell, at Kansas City, AFC Divisional Playoff, 1/15/17**
 By Opponent – None

Three Interceptions

By Steelers – None
 By Opponent– None

Four Interceptions

By Steelers – None
 By Opponent – None

THE LAST TIME THE STEELERS/OPPONENT...

Three Sacks

By Steelers – James Harrison, vs. Baltimore, AFC Divisional Playoff, 1/15/11
By Opponent – Terrell Suggs, vs. Baltimore, AFC Divisional Playoff, 1/15/11

Four Sacks

By Steelers – None
By Opponent – None

Five Sacks

By Steelers – None
By Opponent – None

500 Yards of Total Offense

By Steelers – 553 (52 rushing, 501 passing) vs. Cleveland, AFC Wild Card Playoff, 1/10/21
By Opponent – 569 (134 rushing, 435 passing) vs. Miami, AFC Championship Game, 1/6/85

Limited Team to Under 100 Yards of Total Offense

By Steelers – None
By Opponent – None

Three Interceptions (TEAM)

By Steelers – vs. Baltimore, AFC Championship Game, 1/18/09
By Opponent – vs. Jacksonville, AFC Wild Card Game, 1/5/08

Four Interceptions (TEAM)

By Steelers – None
By Opponent – vs. Cleveland, AFC Wild Card, 1/10/21

Five Interceptions (TEAM)

By Steelers – vs. Houston, AFC Championship Game, 1/7/79
By Opponent – None

Five Takeaways (TEAM)

By Steelers – vs. Houston (9), AFC Championship Game (5 INT, 4 FUM), 1/7/79
By Opponent – vs. Cleveland, AFC Wild Card (4 INT, 1 FUM, 1/10/21

Six Takeaways (TEAM)

By Steelers – vs. Houston (9), AFC Championship Game (5 INT, 4 FUM), 1/7/79
By Opponent – vs. Oakland (8), AFC Championship Game (3 INT, 5 FUM), 1/4/76

Two 100-Yard Receivers in Same Game

By Steelers – vs. Cleveland (**Smith-Schuster 13-157, Johnson 11-117**), AFC Wild Card, 1/10/21
By Opponent – at New England (Hogan 9 – 180, Edelman 8 – 118), AFC Championship Game, 1/22/17

100 Yards Rushing (TEAM)

By Steelers – at Kansas City, AFC Divisional Playoff (34-171), 1/15/17
By Opponent – vs. Jacksonville, AFC Divisional Playoff (35-164), 1/14/18

200 Yards Rushing (TEAM)

By Steelers – vs. Indianapolis, AFC Wild Card Game (51–231), 12/29/96
By Opponent – at Oakland, AFC Divisional Playoff (55–232), 12/22/73

100-Yard Rusher and 100-Yard Receiver

By Steelers – at Kansas City, AFC Divisional Playoff (Bell 170, A. Brown 108), 1/15/17
By Opponent – vs. San Diego, AFC Wild Card Game (Muncie 126, Chandler 124, Winslow 102), 1/9/83

100-Yard Rusher and Two 100-Yard Receivers

By Steelers – None
By Opponent – 1/9/83 vs. San Diego, AFC Wild Card Game (Muncie 126, Chandler 124, Winslow 102)

100-Yard Rusher, 300-Yard Passer and 100-Yard Receiver

By Steelers – None
By Opponent – 1/9/83 vs. San Diego, AFC Wild Card Game (Muncie 126, Fouts 333, Chandler 124, Winslow 102)

100-Yard Rusher, 300-Yard Passer and Two 100-Yard Receiver

By Steelers – None
By Opponent – 1/9/83 vs. San Diego, AFC Wild Card Game (Muncie 126, Fouts 333, Chandler 124, Winslow 102)

100-Yard Rusher and 300-Yard Passer

By Steelers – None
By Opponent – 1/9/83 vs. San Diego, AFC Wild Card Game (Muncie 126, Fouts 333)

Two 100-Yard Receivers and 300-Yard Passer

By Steelers – 1/10/21 vs. Cleveland, AFC Wild Card Playoff (**Smith-Schuster 13-157, Johnson 11-117, Roethlisberger 501**)
By Opponent – 1/22/17 at New England, AFC Championship Game (Brady 384, Hogan 180, Edelman 118)

100-Yard Rusher, 100-Yard Receiver, 200-Yard Receiver and 400-Yard Passer

By Steelers – None
By Opponent – None

100-Yard Rusher, Two 100-Yard Receivers and 400-Yard Passer

By Steelers – None
By Opponent – None

Three 100-Yard Receivers and 300-Yard Passer

By Steelers – None
By Opponent – None

Three Rushing Touchdowns

By Steelers – 1/ 11/09 vs. San Diego, AFC Divisional Playoff, (Parker 2, Russell 1)
By Opponent – 1/4/18 vs. Jacksonville, AFC Divisional Playoff (Fournette 3, Yeldon 1)

Four Rushing Touchdowns

By Steelers – 12/29/96, vs. Indianapolis, AFC Wild Card Game (Bettis 2, Stewart 2, Witman 1)
By Opponent – 1/14/18 vs. Jacksonville, AFC Divisional Playoff (Fournette 3, Yeldon 1)

Five Rushing Touchdowns

By Steelers – 12/29/96, vs. Indianapolis, AFC Wild Card Game (Bettis 2, Stewart 2, Witman 1)
By Opponent – None

Three Touchdown Passes

By Steelers – 1/14/18 vs. Jacksonville, AFC Divisional Playoff (**Roethlisberger 5**)
By Opponent – 1/22/17 at New England, AFC Championship Game (Brady 3)

Four Touchdown Passes

By Steelers – 1/14/18 vs. Jacksonville, AFC Divisional Playoff (**Roethlisberger 5**)
By Opponent – 1/6/85 vs. Miami, AFC Championship Game (Marino 4)

Five Touchdown Passes

By Steelers – 1/14/18 vs. Jacksonville, AFC Divisional Playoff (**Roethlisberger 5**)
By Opponent – None

THE LAST TIME THE STEELERS/OPPONENT...

Six Touchdown Passes

By Steelers – None
By Opponent – None

Six Sacks

By Steelers – None
By Opponent – 1/15/11 vs. Baltimore, AFC Divisional Playoff (6–34)

Seven or More Sacks

By Steelers – None
By Opponent – 1/9/93 vs. Buffalo, AFC Divisional Playoff (7–52)

Two Opponent Fumble Recoveries

By Steelers – 1/8/17 vs. Miami, AFC Wild Card Game (Tuitt, Walton)
By Opponent – 1/15/11 vs. Baltimore, AFC Divisional Playoff (Redding, Reed)

Shutout on Road

By Steelers – None
By Opponent – None

Shutout at Home

By Steelers – None
By Opponent – 12/21/47 vs. Philadelphia (21–0), Eastern Division Playoff

OT Win Away from Pittsburgh

By Steelers – 1/31/89 at Houston, AFC Wild Card Game (23–20)
By Opponent – 1/8/12 at Denver, AFC Wild Card Game (29–23)

OT Win in Pittsburgh

By Steelers – 1/15/05 vs. N.Y. Jets, AFC Divisional Playoff (20–17)
By Opponent – None

40 Points

By Steelers – 1/14/18 vs. Jacksonville, AFC Divisional Playoff (42–45)
By Opponent – 1/10/21 vs. Cleveland, AFC Wild Card (48–37)

50 Points

By Steelers – None
By Opponent – None

Two-Point Conversion

By Steelers – 1/22/17 at New England, AFC Championship Game (**Roethlisberger** pass to D. Williams)
By Opponent – 1/17/16 at Denver, AFC Divisional Playoff [Peyton Manning pass to Demaryius Thomas]

Missed Point-After-Touchdown Attempt

By Steelers – 1/22/17 at New England, AFC Championship Game (**Chris Boswell** kick failed)
By Opponent – 1/22/17 at New England, AFC Championship Game (Stephen Gostkowski kick failed)



Pittsburgh 0
Philadelphia 21

1947 NFL DIVISIONAL (DEC. 21, 1947)



PHILADELPHIA — The Eagles of coach Earle (Greasy) Neale were on the rise, destined to play the next three NFL title games, whereas Jock Sutherland's Steelers—the last of the Single-Wing offenses to make the playoffs—would have only one winning season in the next decade and that is how each played.

The Eagles capitalized early on a Pittsburgh error. Pete Pihos blocked a punt by Bob Cifers, and the Eagles gained possession at the Steelers' 14. Two plays later, Tommy Thompson threw a 15-yard touchdown pass to Steve Van Buren. The next period, Thompson went to the air again and found Jack Ferrante for 28 yards and a score that made it 14-0.

In the third quarter, the punting game again got the Steelers into trouble. Cifers out-kicked his coverage and Bosh Pritchard wound his way through the Pittsburgh defense, going 79 yards for the final score.

Going into the game the Steelers were torn by controversy. The players demanded an extra paycheck for the playoff. Although they got their money, they outraged their coach Jock Sutherland, who proceeded to hold his pre-game practices outdoors in the snow and ice.

GAME SUMMARY

	1	2	3	4	F
STEELERS	0	0	0	0	0
Eagles	7	7	7	0	21

TEAM	Q	PLAY	SCORE
PHI	1	Van Buren 15 pass from Thompson (Patton kick)	0-7
PHI	2	Ferrante 28 pass from Thompson (Patton kick)	0-14
PHI	3	Pritchard 79 punt return (Patton kick)	0-21



Pittsburgh 10
Detroit 17

1962 PLAYOFF BOWL (JAN. 6, 1963)



MIAMI — The Steelers and Lions met in the third game of what was known as the Playoff Bowl. From 1960-66, the Playoff Bowl was played in Miami, Fla., consisting of the runners-up in each division. Detroit won its third consecutive Playoff Bowl, a 17-10 victory over the Steelers.

In what was a very physical game, the Steelers lost three key starters throughout the game. Halfback Willie Daniel sustained a concussion and a broken jaw, eventual Hall-of-Fame fullback John Henry Johnson left the game with a concussion, and tackle Dan James fractured his leg.

The Lions had the only scoring opportunity of the first quarter, however, a Wayne Walker 27-yard field goal attempt was wide left. He had a second chance in the second quarter and connected to give the Lions a 3-0 lead. The Steelers answered with a five-yard touchdown run by Dick Hoak, giving them a 7-3 lead. Detroit scored on their following drive thanks to a 20-yard pass from Milt Plum to Ken Webb, to give the Lions a 10-7 lead at halftime.

The Steelers tied the game halfway through the third quarter when Lou Michaels kicked a 40-yard field goal.

Detroit clinched the game with an 80-yard, four-play drive. Plum hit Dan Lewis for a gain of 73 yards. Then Ken Webb clinched the victory for the Lions with a three-yard touchdown run.

Bobby Layne replaced Ed Brown at quarterback with 7:46 remaining in the game and almost completed a Steelers' comeback. However, his effort fell short. Layne did complete 4-of-8 passes for 69 yards and one interception.

GAME SUMMARY

	1	2	3	4	F
STEELERS	0	7	3	0	10
Lions	0	10	7	0	17

TEAM	Q	PLAY	SCORE
DET	2	Walker 27 FG	0-3
PIT	2	Hoak 5 run (Michaels kick)	7-3
DET	2	Webb 20 pass from Plum (Walker kick)	7-10
PIT	3	Michaels 40 FG	10-10
DET	3	Webb 2 run (Walker kick)	10-17



Oakland 7
Pittsburgh 13

1972 AFC DIVISIONAL PLAYOFF (DEC. 23, 1972)



PITTSBURGH — Two unusual plays, one perhaps the oddest—and certainly the most controversial—in the long history of professional football, provided most of the offense in the final two minutes of what had been a tension-filled defensive struggle.

Field goals of 18 and 20 yards by Roy Gerela had given Pittsburgh a 6-0 lead. QB Ken Stabler erased it as he scrambled 30 yards on a broken play to put Oakland in front with one minute and 13 seconds remaining.

Down to their last play, the Steelers were 60 yards from the Oakland goal when rookie Franco Harris made an incredible shoe-top catch off a ricocheted pass and ran 42 yards for the TD.

The dispute on the game-winning play centered on whether the flight of the ball was altered by the contact of Oakland's Jack Tatum or the Steelers' John "Frenchy" Fuqua.

GAME SUMMARY

	1	2	3	4	F
Oakland	0	0	0	7	7
STEELERS	0	0	3	10	13

TEAM Q	PLAY	DRIVE	SCORE
PIT 3	Gerela 18 FG	12-78, 5:08	3-0
PIT 4	Gerela 29 FG	5-13, 2:15	6-0
OAK 4	Stabler 30 run (Blanda kick)	12-80, 2:29	6-7
PIT 4	Harris 60 pass from Bradshaw (Gerela kick)	6-80, 1:13	13-7

INDIVIDUAL STATISTICS

RUSHING

PIT – Harris 18-64; Fuqua 16-25; Bradshaw 2-19.
OAK – Hubbard 14-44; Smith 14-57; Davis 2-7; Stabler 1-30, 1 TD.

PASSING

PIT – Bradshaw 25-11-1, 175 1 TD
OAK – Lamonica 18-6-2, 45; Stabler 12-6-0, 57

RECEIVING

PIT – Shanklin 3-55; Harris 5-96, 1 TD; McMakin 1-9; Young 1-4; Fuqua 1-11. **OAK** – Hubbard 1-2; Biletnikoff 3-28; Smith 2-8; Chester 3-40; Otto 1-5; Banaszak 1-12; Siani 1-7.

TEAM STATISTICS

	Raiders	Steelers
First Downs	13 (9-4-0)	13 (7-6-0)
Third Downs	5-16 (31%)	6-18 (33%)
Total Net Yards	216	252
Plays-Avg.	65-3.5	64-4.0
Rushing Yards	138	108
Att.-Avg.	31-4.5	36-3.0
Passing Yards	78	144
Sacked by Opp.	4-24	3-31
Att.-Comp.-Int.	30-12-2	25-11-1
Punts-Avg.	7-45.1	7-48.2
Penalties	2-15	1-5
Fumbles-Lost	3-2	0-0



Miami 21
Pittsburgh 17

1972 AFC CHAMPIONSHIP (DEC. 31, 1972)



PITTSBURGH — The Steelers stumbled on the last step to a Super Bowl berth when QB Bob Griese rallied the unbeaten Miami Dolphins.

Actually, the outcome may have been determined on a trick play. With the Steelers leading 7-0 by virtue of a TD the first time they had the ball, Larry Seiple ran 37 yards on a fake punt deep into Pittsburgh territory.

The play took away the Steelers' early momentum and led to the Dolphins tying score. After a field goal early in the third quarter gave Pittsburgh its last lead, Griese took over from Earl Morrall and drove his team 80 yards for the go-ahead TD.

A blocked field goal attempt paved the way for Miami's third TD. Terry Bradshaw made it necessary as he returned to the game after suffering a first quarter head injury. He completed four straight passes for 71 yards to pull his team within four points, but two interceptions ended Pittsburgh's Cinderella season.

GAME SUMMARY

	1	2	3	4	F
Dolphins	0	7	7	7	21
STEELERS	7	0	3	7	17

TEAM Q	PLAY	DRIVE	SCORE
PIT 1	Mullins recovered Bradshaw fumble in end zone (Gerela kick)	11-48, 6:44	7-0
MIA 2	Csonka 9 pass from Morrall (Yepremian kick)	6-54, 3:03	7-7
PIT 3	Gerela 14 FG	9-73, 4:00	10-7
MIA 3	Kiick 2 run (Yepremian kick)	12-80, 6:29	10-14
MIA 4	Kiick 3 run (Yepremian kick)	11-49, 5:22	10-21
PIT 4	Young 12 pass from Bradshaw (Gerela kick)	4-71, 2:04	17-21

INDIVIDUAL STATISTICS

RUSHING

MIA – Morris 16-76; Csonka 24-68; Seiple 1-37; Kiick 8-12, 2 TD. **PIT** – Harris 16-76; Fuqua 8-47; Bradshaw 2-5.

PASSING

MIA – Morrall 11-7-1, 51, 1 TD; Griese 5-3-0, 70.
PIT – Bradshaw 10-5-2, 80, 1 TD; Hanratty 10-5-0, 57.

RECEIVING

MIA – Fleming 5-50; Warfield 2-63; Csonka 1-9, 1 TD; Mandich 1-5; Morris 1-(6). **PIT** – Young 4-54, 1 TD; Shanklin 2-49; Harris 2-3; McMakin 1-22; Brown 1-9.

TEAM STATISTICS

	Dolphins	Steelers
First Downs	19 (11-6-2)	13 (6-6-1)
Third Downs	9-20 (45%)	5-12 (42%)
Total Net Yards	314	250
Plays-Avg.	65-4.8	46-5.4
Rushing Yards	193	128
Att.-Avg.	49-3.9	26-4.9
Passing Yards	121	122
Att.-Comp.-Int.	16-10-1	20-10-2
Punts-Avg.	4-35.5	4-51.3
Penalties-Yds.	2-19	4-30
Fumbles-Lost	0-0	2-0



Pittsburgh 14
Oakland 33

1973 AFC WILD CARD (DEC. 22, 1973)



OAKLAND — The Raiders got a full measure of revenge for three straight losses to the Steelers, including one on the opening round of the AFC playoffs in 1972.

Oakland drove 80 yards for a touchdown the first time they had the ball and quarterback Ken Stabler mixed a strong inside running game with accurate short passes, a pattern he was to follow all afternoon.

A Steelers' touchdown late in the second quarter narrowed the halftime score to 10-7.

The Raiders added field goals on their first two third-quarter possessions. Two plays after the second one Willie Brown picked off a Terry Bradshaw pass in the flat and returned it 54 yards to put the game out of reach.

A fourth George Blanda field goal preceded Bradshaw's second touchdown pass—a 26-yarder to Frank Lewis.

GAME SUMMARY

	1	2	3	4	F
STEELERS	0	7	0	7	14
Raiders	7	3	13	10	33

TEAM Q	PLAY	SCORE
OAK 1	Hubbard 1 run (Blanda kick)	0-7
OAK 2	Blanda 25 FG	0-10
PIT 2	Pearson 4 pass from Bradshaw (Gerela kick)	7-10
OAK 3	Blanda 31 FG	7-13
OAK 3	Blanda 22 FG	7-16
OAK 3	Brown 54 Interception return (Blanda kick)	7-23
OAK 4	Blanda 10 FG	7-26
PIT 4	Lewis 26 pass from Bradshaw (Gerela kick)	14-26
OAK 4	Hubbard 1 run (Blanda kick)	14-33

INDIVIDUAL STATISTICS

PIT — Harris 10-29; Pearson 4-14; Fuqua 3-13; Bradshaw 3-9.
OAK — Hubbard 20-91, 2 TD; Smith 17-73; Davis 12-48; Banaszak 5-17; Moore 1-3.

PASSING **PIT** — Bradshaw 12-25-3, 167, 2 TD.
OAK — Stabler 14-17-0, 142.

RECEIVING **PIT** — Lewis 4-70, 1 TD, Fuqua 4-52; B. Pearson 2-7 1 TD; P. Pearson 1-24; Williams 1-14. **OAK** — Siani 5-68; Moore 3-26; Smith 2-10; Hubbard 1-17; Biletnikoff 1-8;

TEAM STATISTICS

	Steelers	Raiders
First Downs	15 (2-10-3)	24 (14-8-2)
Third Downs	5-11 (45%)	10-17 (59%)
Total Net Yards	223	361
Plays-Avg.	46-4.8	74-4.8
Rushing Yards	65	232
Att.-Avg.	20-3.2	55-4.2
Passing Yards	158	129
Att.-Comp.-Int.	25-12-3	17-14-0
Punts-Avg.	5-41.6	2-39.0
Penalties-Yds.	4-60	9-75



Buffalo 14
Pittsburgh 32

1974 AFC DIVISIONAL PLAYOFF (DEC. 22, 1974)



PITTSBURGH — The Steelers' offense took the pressure off their defensive teammates early by exploding for four second-quarter touchdowns as Terry Bradshaw played one of the finest games of his pro career.

Trailing 7-3 after young Joe Ferguson led the Bills on a well-executed 56-yard drive, the Steelers went ahead for good when Bradshaw connected with Rocky Bleier for a 27-yard scoring toss. Before the halftime intermission, Franco Harris ripped off three touchdown runs in less than five minutes to tie an NFL record and put the game out of Buffalo's reach.

Harris' middle score was set up by Lynn Swann's sensational diving catch on the Buffalo four-yard line that was the game's biggest play and probably the turning point.

The game's most crucial turnover, a Jim Braxton fumble after he had run 30 yards into Steelers' territory, preceded that Pittsburgh series.

The big halftime margin forced the Bills out of their normal ball-control offense and Ferguson was greatly handicapped as he threw 15 times in the second half against a stacked defense. While Buffalo played catch-up, the Steelers were content to run the ball. Bradshaw threw just five times in the final half.

GAME SUMMARY

	1	2	3	4	F
Bills	7	0	7	0	14
STEELERS	3	26	0	3	32

TEAM Q	PLAY	SCORE
PIT 1	Gerela 21 FG	0-3
BUF 1	Seymour 22 pass from Ferguson (Leyboldt kick)	7-3
PIT 2	Bleier 27 pass from Bradshaw (kick failed)	7-9
PIT 2	Harris 1 run (Gerela kick)	7-16
PIT 2	Harris 4 run (kick failed)	7-22
PIT 2	Harris 1 run (Gerela kick)	7-29
BUF 3	Simpson 3 pass from Ferguson (Leyboldt kick)	14-29
PIT 4	Gerela 22 FG	14-32

INDIVIDUAL STATISTICS

BUF — Simpson 15-49; Braxton 5-48; Ferguson 1-3. **PIT** — Harris 24-74, 2 TD; Bradshaw 5-48; Bleier 14-45; Davis 5-32; Swann 2-24; Gilliam 1-12.

PASSING **BUF** — Ferguson 26-11-0, 164, 2 TD.
PIT — Bradshaw 19-12-0 203, 1 TD; Gilliam 2-0-0.

BUF — Hill 4-59; Simpson 3-37; Seymour 2-35; Rasha 1-25; Braxton 1-8. **PIT** — Swann 3-60; Bleier 3-54, 1 TD; Lewis 2-18; Brown 1-29; McMakin

RECEIVING

TEAM STATISTICS

	Bills	Steelers
First Downs	15 (5-10-0)	29 (18-9-2)
Third Downs	3-11 (27%)	7-14 (50%)
Total Net Yards	264	438
Plays-Avg.	47-5.6	72-6.1
Rushing Yards	100	235
Att.-Avg.	21-4.8	51-4.6
Passing Yards	164	203
Att.-Comp.-Int.	26-11-0	21-12-0
Punts-Avg.	5-39.4	3-38.7
Penalties-Yds.	3-15	2-10



Pittsburgh 24
Oakland 13

1973 AFC CHAMPIONSHIP (DEC. 29, 1974)



OAKLAND — The Steelers combined the power running of Franco Harris and Rocky Bleier with a defense that held the Raiders to an incredible 29 yards rushing and intercepted three Ken Stabler passes en route to a 24-13 victory.

The Steelers took command of the game after Stabler combined with Cliff Branch on a 38-yard touchdown pass to give the Raiders a 10-3 lead in the third quarter.

The teams had traded first half field goals. Taking the kickoff following Branch's score, the Steelers grinded out 61 yards in nine plays with Harris blasting up the middle for eight yards and the touchdown on the first play of the fourth quarter. Jack Ham's second interception of the day paved the way to the Steelers' winning score. He returned it 24 yards to the Oakland nine.

Terry Bradshaw, who played another outstanding game, hit Lynn Swann in the end zone for the touchdown. The Raiders added a second field goal but it was the end of the line for them as the Steeler defense totally dominated the line of scrimmage.

J.T. Thomas' interception with just over a minute to play ended any Oakland comeback hopes. Harris followed with a 21-yard touchdown run.

GAME SUMMARY

	1	2	3	4	F
STEELERS	0	3	0	21	24
Raiders	3	0	7	3	13

TEAM	Q	PLAY	DRIVE	SCORE
OAK	1	Blanda 40 FG	7-41, 2:45	0-3
PIT	2	Gerela 23 FG	9-50, 5:12	3-3
OAK	3	Branch 38 pass from Stabler (Blanda kick)	8-80, 4:10	3-10
PIT	4	Harris 8 run (Gerela kick)	9-61, 4:59	10-10
PIT	4	Swann 6 pass from Bradshaw (Gerela kick)	4-9, 1:23	17-10
OAK	4	Blanda 24 FG	9-85, 4:00	17-13
PIT	4	Harris 21 run (Gerela kick)	2-24, 0:13	24-13

INDIVIDUAL STATISTICS

RUSHING

PIT — Harris 29-111, 2 TD; Bleier 18-98; Bradshaw 3-15. **OAK** — Davis 10-16; Banaszak 3-7; Hubbard 7-6; Stabler 1-0.

PASSING

PIT — Bradshaw 17-8-1, 95, 1 TD. **OAK** — Stabler 36-19-3 271, 1 TD.

RECEIVING

PIT — Brown 2-37; Bleier 2-25; Swann 2-17, 1 TD; Stallworth. **OAK** - Branch 9-186, 1 TD; Moore 4-32; Biletnikoff 3-45; Davis 2-8; Banaszak 1-0.

TEAM STATISTICS

	Steelers	Raiders
First Downs	20 (11-7-2)	15 (10-13-2)
Third Downs	9-16 (56%)	4-13 (31%)
Total Net Yards	305	278
Plays-Avg.	67-4.6	57-4.8
Rushing Yards	224	29
Att.-Avg.	50-4.5	21-1.4
Passing Yards	81	249
Att.-Comp.-Int.	17-8-1	36-19-3
Punts-Avg.	4-41.0	5-43.4
Penalties-Yds.	4-30	5-60
Fumbles-Lost	3-2	0-0



Baltimore 10
Pittsburgh 28

1975 AFC DIVISIONAL PLAYOFF (DEC. 27, 1975)



PITTSBURGH — Franco Harris ran for an AFC playoff record 153 yards but it was Mel Blount's interception late in the third quarter that provided the Steelers with the impetus to overcome a 10-7 Baltimore lead, propelling the Steelers to a 28-10 victory.

Following Jack Ham's interception, the Steelers put together a 61-yard, four-play drive, highlighted by Frank Lewis' sensational one-handed 34-yard catch, to take a 7-0 lead late in the first quarter.

Playing without regular quarterback Bert Jones, the Colts used a Lloyd Mumphord interception to tie the game on Marty Domres' pass to Glenn Doughty.

Another turnover, one of four by the Steelers, a fumble by Harris at his own 19, gave the Colts a field goal and their only lead of the game. Three minutes later Blount made his steal and Bleier scored standing up on the first play.

The Pittsburgh defense stiffened, holding the Colts without a first down on their next three possessions. The Steelers put it out of reach with Terry Bradshaw's gummy two-yard touchdown run which capped a 39-yard drive.

GAME SUMMARY

	1	2	3	4	F
Colts	0	7	3	0	10
STEELERS	7	0	7	14	28

TEAM	Q	PLAY	DRIVE	SCORE
PIT	1	Harris 8 run (Gerela kick)	4-61, 1:30	7-0
BAL	1	Doughty 5 pass from Domres (Linhart kick)	5-19, 2:33	7-7
BAL	3	Linhart 24 FG	7-15, 2:54	7-10
PIT	3	Bleier 7 run (Gerela kick)	1-7, 0:05	14-10
PIT	4	Bradshaw 2 run (Gerela kick)	7-39, 2:21	21-10
PIT	4	Russell 93 fumble return (Gerela kick)	—	28-10

INDIVIDUAL STATISTICS

BLT — Mitchell 26-63; Domres 4-17; Jones 2-6; Olds 5-6; McCauley 3-3; Carr 1-(-13). **PIT** — Harris 27-153, 1 TD; Bleier 12-28, 1 TD; Bradshaw 3-22; Collier 1-8.

PASSING

BLT — Jones 11-6-0, 91; Domres 11-2-2, 9, 1 TD. **PIT** — Bradshaw 13-8-2, 103.

RECEIVING

BLT — Mitchell 4-20; Doughty 2-63; McCauley 1-9; Kennedy 1-8. **PIT** - Lewis 3-65; Swann 2-15; Bleier 2-14; Brown 1-9.

TEAM STATISTICS

	Colts	Steelers
First Downs	10 (4-4-2)	16 (13-3-0)
Third Downs	6-21 (28%)	4-12 (33%)
Total Net Yards	154	287
Plays-Avg.	68-2.3	59-4.9
Rushing Yards	82	211
Att.-Avg.	41-2.3	43-4.9
Passing Yards	72	76
Att.-Comp.-Int.	22-8-2	13-8-2
Punts-Avg.	9-40.1	4-39.8
Fumbles-Lost	2-1	3-3
Penalties-Yds.	6-53	5-45



Oakland 10 Pittsburgh 16

1975 AFC CHAMPIONSHIP (JAN. 4, 1976)



Baltimore 14 Pittsburgh 40

1976 AFC DIVISIONAL PLAYOFF (DEC. 19, 1976)



PITTSBURGH — In a game that was not decided until the final play, the Steelers overcame eight turnovers, including a lost onside kick, which gave the Raiders a final opportunity to win, for a 16-10 victory.

The game was played on an icy field with temperatures in the teens and strong, gusty winds.

Oakland intercepted two passes in the first quarter but the best they could get out of them was a missed 38-yard field goal. The Steelers took advantage of the initial Raider turnover, the first of Mike Wagner's two interceptions and a 20-yard return, to get on the board with a field goal.

The Steelers missed two field-goal attempts, 44- and 48-yard tries, in a third quarter in which the Raiders committed three turnovers to the Steelers' one.

Franco Harris completed a 70-yard drive when he found the middle jammed and swung around his left side for 25 yards scoring the game's first TD on the second play of the final quarter.

Ken Stabler responded with a 60-yard, six-pass drive to reduce the Steeler lead to three again.

Another Oakland fumble, which Jack Lambert grabbed for his third recovery of the game on the Oakland 25, set up the final Steelers score. While the Steelers were running out the clock, Harris fumbled and the Raiders quickly moved into position for a 41-yard field goal. The Steelers committed their third fumble in the final five minutes of the game on the ensuing onside kickoff but time ran out on the Raiders.

GAME SUMMARY

	1	2	3	4	F
Raiders	0	0	0	10	10
STEELERS	0	3	0	13	16

TEAM Q	PLAY	DRIVE	SCORE
PIT 2	Gerela 36 FG	5-31, 2:29	3-0
PIT 4	Harris 25 run (Gerela kick)	5-70, 2:15	10-0
OAK 4	Siani 14 pass from Stabler (Blanda kick)	6-60, 1:45	10-7
PIT 4	Stallworth 20 pass from Bradshaw (snap fumbled)	3-25, 1:18	16-7
OAK 4	Blanda 41 FG	6-41, 1:14	16-10

INDIVIDUAL STATISTICS

RUSHING	PIT — Banaszak 8-33; Hubbard 10-30; C. Davis 13-29; J. Phillips 1-1. OAK — Harris 27-79; Bradshaw 2-22; Bleier 10-16.
	PIT — Stabler 42-18-2, 246, 1 TD.
	OAK — Bradshaw 25-15-3, 215, 1 TD.
PASSING	PIT — Siani 5-80, 1 TD; Casper 5-67; Branch 2-56; Banaszak 2-12; Moore 2-12; Hart 1-16; C. Davis 1-3. OAK — Harris 5-58; Grossman 4-36; Swann 2-45; Stallworth 2-30, 1 TD; Lewis 1-33; Brown 1-13.
RECEIVING	

TEAM STATISTICS

	Raiders	Steelers
First Downs	18 (3-13-2)	16 (5-10-1)
Third Downs	7-18 (39%)	5-13 (38%)
Total Net Yards	321	332
Plays-Avg.	76-4.2	64-5.2
Rushing Yards	93	117
Att.-Avg.	32-2.9	39-3.0
Passing Yards	228	215
Att.-Comp.-Int.	42-18-2	25-15-3
Punts-Avg.	8-37.8	4-38.5
Fumbles-Lost	4-3	5-5
Penalties-Yds.	4-40	3-32

PITTSBURGH — The Steelers struck quick with a 76-yard touchdown pass from Terry Bradshaw to Frank Lewis on the game's third play en route to setting league marks for total yardage and a then-team postseason record for points, with a 40-14 win.

Terry Bradshaw played the finest game of his career, setting then-personal highs by completing 78 percent of his passes for three touchdowns.

The Steelers scored five of the first six times they had the ball and their 17-point second quarter sealed the victory.

First-half interceptions by Mike Wagner and Glen Edwards and five quarterback sacks, two by Andy Russell on successive plays, paced the defense.

However, the victory was a very costly one, which would take its toll one week later.

Both Franco Harris and Rocky Bleier suffered injuries which sidelined them for the AFC title game. Harris was hurt early in the third quarter after rushing for 132 yards. Frenchy Fuqua and Reggie Harrison picked up the slack, making large contributions rushing and receiving.

GAME SUMMARY

	1	2	3	4	F
STEELERS	9	17	0	14	40
Colts	7	0	0	7	14

TEAM Q	PLAY	DRIVE	SCORE
PIT 1	Lewis 76 pass from Bradshaw (kick failed)	3-78, 1:28	6-0
PIT 1	Gerela 45 FG	8-50, 4:06	9-0
BAL 1	Carr 17 pass from Jones (Linhart kick)	9-69, 5:04	9-7
PIT 2	Harrison 1 run (Gerela kick)	6-32, 3:00	16-7
PIT 2	Swann 29 pass from Bradshaw (Gerela kick)	5-54, 1:45	23-7
PIT 2	Gerela 25 FG	5-39, 0:36	26-7
PIT 4	Swann 11 pass from Bradshaw (Gerela kick)	9-68, 4:34	33-7
BAL 4	Leaks 1 run (Linhart kick)	9-65, 3:17	33-14
PIT 4	Harrison 10 run (Mansfield kick)	5-50, 3:04	40-14

INDIVIDUAL STATISTICS

PIT — Harris 18-132; Fuqua 11-54; Harrison 10-40, 2 TD; Bleier 1-(-1). BLT — Mitchell 16-55; Leaks 4-12, 1 TD; McCauley 1-1; Jones 2-3.
PIT — Bradshaw 18-14-0, 264, 3 TD; Kruzcek 6-5-0, 44.
BLT — Jones 25-11-2, 144, 1 TD.
PIT — Swann 5-77, 2 TD; Harrison 4-37; Harris 3-24; Lewis 2-103, 1 TD; Fuqua 2-34; Bell 2-25; Stallworth 1-8. BLT — Mitchell 5-42, Chester 3-42; Carr 2-35; Doughty 1-25.

TEAM STATISTICS

	Steelers	Colts
First Downs	29 (12-15-2)	16 (4-8-4)
Third Downs	9-10 (90%)	4-9 (44%)
Total Net Yards	526	170
Plays-Avg.	65-8.1	53-3.2
Rushing Yards	225	71
Att.-Avg.	40-5.6	23-3.1
Passing Yards	301	99
Att.-Comp.-Int.	24-19-0	25-11-2
Punts-Avg.	1-33	4-40.5
Fumbles-Lost	2-1	0-0
Penalties-Yds.	12-8	7-59



Pittsburgh 7
Oakland 24

1976 AFC CHAMPIONSHIP (DEC. 26, 1976)



OAKLAND — The Steelers and Raiders met for a fifth straight year in the playoffs and third season in a row for the AFC title.

The Raiders ended the Steelers seven-game postseason winning streak with a surprisingly strong running game and the timely passing of Ken Stabler, which they parlayed with a tenacious defense onto a 24-7 victory.

Oakland grabbed a 10-point lead on a pair of Steelers' errors. A partially blocked punt led to a field goal and an interception on a deflection that was returned to the one yard-line set up a touchdown.

Forced to throw because of injuries to Franco Harris and Rocky Bleier, neither of whom played, the Steelers fought back and on their next possession and went 75 yards with all but 16 coming through the air. However, the Raiders matched it by storming 69 yards to score with 23 seconds left in the half.

After their 63-yard scoring drive in the third quarter, the Raiders were content to play conservatively while the desperate Steelers were forced to play catch-up, something they were unable to do this day.

GAME SUMMARY

	1	2	3	4	F
STEELERS	0	7	0	0	7
Raiders	3	14	7	0	24

TEAM	Q	PLAY	DRIVE	SCORE
OAK	1	Mann 39 FG	7-38, 3:20	0-3
OAK	2	Davis 1 run (Mann kick)	3-1, 5:30	0-10
PIT	2	Harrison 3 run (Mansfield kick)	8-75, 5:00	7-10
OAK	2	Bankston 4 pass from Stabler (Mann kick)	14-69, 4:04	7-17
OAK	3	Banaszak 5 pass from Stabler (Mann kick)	12-63, 6:47	7-24

INDIVIDUAL STATISTICS

RUSHING

PIT — Harrison 11-44, 1 TD; Fuqua 8-24; Bradshaw 1-4; Cunningham 1-0. **OAK** — Van Eeghen 22-66; Davis 11-54, 1 TD; Banaszak 15-46; Garrett 2-4; Casper 1-(-13).

PASSING

PIT — Bradshaw 35-14-1, 176.
OAK — Stabler 16-10-0, 88, 2 TD; Rae 0-0-0, 0.

RECEIVING

PIT — Cunningham 4-36; Swann 3-58; Fuqua 2-11; Harrison 2-10; Brown 1-32; Stallworth 1-18; Lewis 1-11. **OAK** — Branch 3-46; Bankston 2-11, 1 TD; Davis 2-7; Van Eeghen 1-14; Banaszak 1-5, 1 TD; Casper 1-5.

TEAM STATISTICS

	Steelers	Raiders
First Downs	13 (3-8-2)	15 (7-7-1)
Third Downs	4-14 (28%)	7-18 (39%)
Total Net Yards	237	220
Plays-Avg.	59-4.0	68-3.3
Rushing Yards	72	157
Att.-Avg.	21-3.4	51-3.1
Passing Yards	165	63
Att.-Comp.-Int.	35-14-1	16-10-0
Punts-Avg.	7-37.3	7-44
Fumbles-Lost	1-0	2-0
Penalties-Yds.	5-29	7-34



Pittsburgh 21
Denver 34

1977 AFC DIVISIONAL PLAYOFF (DEC. 24, 1977)



DENVER — Making the same mistakes that typified their play during the regular season, the Steelers were eliminated in the opening round of the playoffs for the first time since 1973, losing to Denver 34-21.

Pittsburgh lost the football on four turnovers plus a blocked punt, which accounted for 24 of Denver's points. The blocked punt and a Franco Harris fumble set up short scoring drives of 17 and 10 yards which kept the Broncos in the game in the first half when the Steelers held a 183-44 edge in offensive yardage. Both Steelers touchdowns came on long, time-consuming drives in the second quarter as Harris ran for 82 yards in the first half with 60 of them coming during the two scoring efforts.

In the second half, the Steelers deserted their productive running game and rushed the ball just nine times with Harris getting it five times after carrying on 23 occasions in the initial 30 minutes. They were outgained by Denver, 214-121.

After stopping the Broncos four times from inside the two-yard line in the third quarter, the Steelers could not get out of the hole that led to Denver's third score, a first down pass for 30 yards.

The Steelers had one more comeback attempt left as they came from behind for the third time to even the score on a 60-yard, four-play march with all but one of the yards coming through the air.

After that, Pittsburgh got just one first down on its final three possessions and turned the ball over twice on interceptions to set up Denver's last 10 points.

The lone positive note for the Steelers was Harris becoming the first pro player to gain 1,000 yards in postseason play, pushing his total to 1,050.

GAME SUMMARY

	1	2	3	4	F
STEELERS	0	14	0	7	21
Broncos	7	7	7	13	34

TEAM	Q	PLAY	DRIVE	SCORE
DEN	1	Lytle 7 run (Turner kick)	4-17, 1:18	0-7
PIT	2	Bradshaw 1 run (Gerela kick)	11-56, 5:10	7-7
DEN	2	Armstrong 10 run (Turner kick)	1-10, 0:43	7-14
PIT	2	Harris 1 run (Gerela kick)	9-65, 2:23	14-14
DEN	3	Odoms 30 pass from Morton (Turner kick)	4-41, 0:51	14-21
PIT	4	Brown 1 pass from Bradshaw (Gerela kick)	4-61, 1:42	21-21
DEN	4	Turner 44 FG	7-39, 2:29	21-24
DEN	4	Turner 35 FG	4-2, 0:36	21-27
DEN	4	Dolbin 34 pass from Morton (Turner kick)	2-33, 0:13	21-34

INDIVIDUAL STATISTICS

PIT — Harris 28-92, 1 TD; Bleier 7-14; Bradshaw 4-21, 1 TD. **DEN** — Lytle 12-26, 1 TD; Keyworth 5-20; Jensen 4-13; Armstrong 11-44, 1 TD; Morton 5-0.

PIT — Bradshaw 37-19-3, 177, 1 TD.
DEN — Morton 23-11-0, 164, 1 TD.

PIT — Harris 4-20; Cunningham 3-42; Swann 1-6; Stallworth 4-80; Bleier 2-10; Brown 1-1, 1 TD; Maxson 3-11; Grossman 1-7. **DEN** — Jensen 2-33; Odoms 5-43, 1 TD; Moses 2-45; Armstrong 1-9; Dolbin 1-34, 1 TD.

TEAM STATISTICS

	Steelers	Broncos
First Downs	18 (10-8-0)	15 (5-9-1)
Third Downs	11-22 (50%)	4-13 (31%)
Total Net Yards	304	258
Plays-Avg.	76-4.0	61-4.2
Rushing Yards	127	103
Att.-Avg.	39-3.3	37-2.8
Passing Yards	177	155
Att.-Comp.-Int.	37-19-3	23-11-0
Punts-Avg.	6-34.0	5-37.6
Fumbles-Lost	2-1	3-1
Penalties-Yds.	10-67	3-20



Denver 10
Pittsburgh 33

1978 AFC DIVISIONAL PLAYOFF (DEC. 30, 1978)



PITTSBURGH — Playing their first playoff game at home in three years, the Steelers advanced to the AFC Championship game for the fourth time in six years with one of their best overall performances ever in postseason play, defeating Denver, 33-10.

After falling behind 3-0, the Steelers scored touchdowns on back-to-back possessions to assume a commanding lead and were never seriously threatened thereafter.

The offense gained 425 yards, while Terry Bradshaw had a postseason career-high of 272 yards passing and was aided by the great touchdown receptions of John Stallworth and Lynn Swann, both of whom took balls away from Denver defenders in the end zone. Stallworth set a then-NFL Divisional Playoff record with his 10 catches. Franco Harris added to four NFL postseason records he already held. He increased his totals to 1,155 yards, 282 rushing attempts, five 100-yard games and 12 touchdowns.

The Pittsburgh defense was no less than devastating, completely shutting down the Broncos' running game and marking the sixth straight game in which it did not allow 100 yards rushing. This forced Denver to go to a passing game and resulted in six quarterback sacks.

Joe Greene took away the Broncos early second-half momentum when he blocked a field goal attempt. Then Stallworth and Swann settled the issue with two big catches in a 32-second span of the fourth quarter. Sandwiched between those two plays was Rick Upchurch's fumble on the kickoff following Stallworth's big play, which Dennis Winston recovered.

GAME SUMMARY

	1	2	3	4	F
Broncos	3	7	0	0	10
STEELERS	6	13	0	14	33

TEAM Q	PLAY	DRIVE	SCORE
DEN 1	Turner 37 FG	5-6, 3:41	0-3
PIT 1	Harris 1 run (kick failed)	8-66, 3:14	6-3
PIT 2	Harris 18 run (Gerela kick)	4-43, 2:05	13-3
PIT 2	Gerela 24 FG	8-38, 2:20	16-3
DEN 2	Preston 3 run (Turner kick)	4-49, 1:00	16-10
PIT 2	Gerela 27 FG	7-45, 1:42	19-10
PIT 4	Stallworth 48 pass from Bradshaw (Gerela kick)	4-71, 2:14	26-10
PIT 4	Swann 38 pass from Bradshaw (Gerela kick)	2-29, 0:39	33-10

INDIVIDUAL STATISTICS

PIT — Keyworth 6-12; Lytle 5-6; Canada 1-3; Perrin 6-6; Preston 4-14, 1 TD; Weese 4-43; Armstrong 1-3. **DEN** — Harris 24-105, 2 TD; Bleier 8-26; Bradshaw 2-4; Thornton 2-4; Moser 2-6; Smith 1-4; Deloplaine 1-4.

PASSING

PIT — Morton 5-3-0, 34; Weese 16-8-0, 118; Dilts 1-1-0, 16.

DEN — Bradshaw 29-161, 272, 2 TD.

RECEIVING

PIT — Moses 2-33; Dolbin 4-77; Lytle 1-(-1); Perrin 2-16; Odums 1-24; Preston 2-19. **DEN** — Stallworth 10-156, 1 TD; Grossman 4-64; Swann 2-52, 1 TD.

TEAM STATISTICS

	Broncos	Steelers
First Downs	15 (5-8-2)	24 (9-11-4)
Third Downs	3-14 (21%)	6-14 (43%)
Total Net Yards	218	425
Plays-Avg.	55-3.9	69-6.1
Rushing Yards	87	153
Att.-Avg.	27-3.2	40-3.8
Passing Yards	131	272
Att.-Comp.-Int.	22-12-0	29-16-1
Punts-Avg.	6-34	2-36
Fumbles-Lost	2-2	4-1
Penalties-Yds.	8-104	11-88



Houston 5
Pittsburgh 34

1978 AFC CHAMPIONSHIP (JAN. 7, 1979)



PITTSBURGH — The Steelers won their third AFC Championship in five years with an awesome offensive and defensive display, defeating the Houston Oilers, 34-5.

The game was played in a cold, steady rain which contributed to an NFL postseason record of 12 fumbles.

The Steelers built a 14-3 lead on touchdown runs by Franco Harris (seven yards) and Rocky Bleier (17 yards). They broke the game open with a 17-point burst in the last 52 seconds of the first half by capitalizing on three Houston fumbles. Both touchdowns in this span came on Terry Bradshaw passes to John Stallworth and Lynn Swann.

The Steelers quarterback was spectacular in completing 11-of-19 attempts for 200 yards while Dan Pastorini, his counterpart, was harassed by the Pittsburgh defense and the weather. He was intercepted five times and sacked on four occasions, and the tremendous Steelers pass rush forced him to throw most of the time under severe pressure.

Rookie Earl Campbell, the NFL's leading rusher, was limited to 26 yards on 15 carries in the first half and finished the game with just 62 yards on 22 attempts.

The Steelers' dominance was best exhibited by the first half yardage totals of 287 to 54. All-Pro linebacker Jack Ham was a standout with an interception, two fumble recoveries and a sack. The Steelers enjoyed great field position most of the game that was aided by 90 yards in interception returns and 91 yards on Theo Bell's six punt returns.

GAME SUMMARY

	1	2	3	4	F
Oilers	0	3	2	0	5
STEELERS	14	17	3	0	34

TEAM Q	PLAY	DRIVE	SCORE
PIT 1	Harris 7 run (Gerela kick)	5-57, 1:14	7-0
PIT 1	Bleier 17 run (Gerela kick)	2-17, 0:38	14-0
HOU 2	Fritsch 19 FG	5-16, 1:18	14-3
PIT 2	Swann 29 pass from Bradshaw (Gerela kick)	4-69, 0:25	21-3
PIT 2	Stallworth 17 pass from Bradshaw (Gerela kick)	2-17, 0:13	28-3
PIT 2	Gerela 37 FG	3-5, 0:14	31-3
PIT 3	Gerela 22 FG	6-9, 2:32	34-3
HOU 3	Washington tackled Bleier for safety	—	34-5

INDIVIDUAL STATISTICS

HOU — Campbell 22-62; Woods 1-9; Coleman 1-(-5); Wilson 2-6. **PIT** — Harris 20-51, 1 TD; Bleier 10-45, 1 TD; Bradshaw 7-29; Deloplaine 3-28; Thornton 3-22; Moser 3-7; Kruzcek 1-(-3).

RUSHING

HOU — Pastorini 26-12-5, 96.

PIT — Bradshaw 19-11-2, 200, 2 TD; Kruzcek 0-0-0, 0.

PASSING

HOU — Caster 5-44; Wilson 5-33; Coleman 1-15; Campbell 1-4.

RECEIVING

PIT — Swann 4-98, 1 TD; Grossman 2-43; Bleier 4-42; Stallworth 1-17, 1 TD.

TEAM STATISTICS

	Oilers	Steelers
First Downs	10 (5-3-2)	21 (8-11-2)
Third Downs	1-11 (9%)	1-9 (11%)
Total Net Yards	142	379
Plays-Avg.	56-3.0	66-5.7
Rushing Yards	72	179
Att.-Avg.	26-2.8	47-3.8
Passing Yards	70	200
Att.-Comp.-Int.	26-12-5	19-11-2
Punts-Avg.	6-39.5	1-53
Fumbles-Lost	6-4	6-3
Penalties-Yds.	5-48	4-32



Miami 14
Pittsburgh 34

1979 AFC DIVISIONAL PLAYOFF (DEC. 30, 1979)



PITTSBURGH — The Steelers were flawless in the first quarter, controlling the football for more than 13 minutes and scoring touchdowns the first three times they had the ball en route to a 34-14 victory. Miami was able to run just seven plays for a net of two yards.

Pittsburgh converted four of four third-down plays in the opening period and was successful on 11-of-14 the entire game. In directing the three early drives, Terry Bradshaw completed 7-of-9 passes.

With a big cushion, the defense never gave Miami a chance, stopping the Dolphins without a score twice in the second quarter when they had first downs inside the Pittsburgh 10-yard line. Dennis Winston's interception ended one drive and a great goal-line stand the other.

At halftime the Steelers held a 229-35 edge in yardage and a 15-4 margin in first downs. For the game, the Dolphins, a ball-control team, rushed for 25 yards on 22 carries with 21 of those yards coming in the final quarter.

It was the fourth straight postseason game in which the Steelers had scored over 30 points. Bradshaw set a personal postseason record with 21 completions, and Franco Harris was the leading rusher for the 12th time in 15 postseason games increasing his all-time lead total to 1,357 yards and scored his 15th touchdown, another postseason record. The victory was the Steelers' 15th straight at home and sixth postseason win in a row at Three Rivers Stadium.

GAME SUMMARY

	1	2	3	4	F
Dolphins	0	0	7	7	14
STEELERS	20	0	7	7	34

TEAM	Q	PLAY	DRIVE	SCORE
PIT	1	Thornton 1 run (Bahr kick)	13-62, 6:53	7-0
PIT	1	Stallworth 17 pass from Bradshaw (kick blocked)	9-62, 1:55	13-0
PIT	1	Swann 20 pass from Bradshaw (Bahr kick)	6-56, 2:28	20-0
MIA	3	Harris 7 pass from Griese (Von Schamann kick)	2-11, 0:49	20-7
PIT	3	Bleier 1 run (Bahr kick)	12-69, 3:53	27-7
PIT	4	Harris 5 run (Bahr kick)	9-43, 5:08	34-7
MIA	4	Csonka 1 run (Von Schamann kick)	13-76, 5:48	34-14

INDIVIDUAL STATISTICS

RUSHING

MIA — Csonka 10-20, 1 TD; Williams 8-1; Davis 2-12; Griese 1-1; Roberts 1-(-9). **PIT** — Harris 12-83, 1 TD; Thornton 12-52, 1 TD; Bleier 4-13, 1 TD; Hawthorne 2-15; Anderson 1-(-4).

PASSING

MIA — Griese 26-14-1, 118, 1 TD; Strock 14-8-1, 125.
PIT — Bradshaw 31-21-0, 230, 2 TD.

RECEIVING

MIA — Williams 6-26; Moore 5-93; Harris 3-61, 1 TD; Nathan 3-27; Davis 2-24; Hardy 2-12.
PIT — Stallworth 6-86, 1 TD; Smith 4-41; Harris 5-32; Swann 3-37, 1 TD;

TEAM STATISTICS

	Dolphins	Steelers
First Downs	16 (2-11-3)	27 (14-12-1)
Third Downs	7-19 (36%)	11-14 (78%)
Total Net Yards	249	379
Plays-Avg.	65-3.8	72-5.3
Rushing Yards	25	159
Att.-Avg.	65-3.8	72-5.3
Passing Yards	224	220
Att.-Comp.-Int.	40-22-2	31-21-0
Punts-Avg.	4-36.3	2-29.5
Fumbles-Lost	0-0	3-3
Penalties-Yds.	4-35	8-41



Houston 13
Pittsburgh 27

1979 AFC CHAMPIONSHIP (JAN. 6, 1980)



PITTSBURGH — The Steelers won their fourth AFC Championship in six years in a hard-fought, physical game over the Houston Oilers that was much closer than the 27-13 final score indicates, typifying the rivalry that exists between the AFC Central rivals.

Even though the statistics favored the Steelers, their last touchdown came in the final minute and the final score was their largest margin of the game.

Terry Bradshaw continued his spectacular postseason play, converting 13-of-19 third-down opportunities, and the defense did not allow a touchdown, holding the Oilers to just 24 yards rushing and Earl Campbell to 15 yards on 17 attempts.

Houston jumped in front when Vernon Perry stopped a promising drive with an interception which he returned 75 yards for a score. The teams traded field goals on back-to-back possessions.

Bradshaw guided his team to touchdowns on their next two chances which gave the Steelers a lead they never surrendered although it was seriously threatened late in the third quarter when the officials ruled Mike Renfro did not have possession on what appeared to be a tying touchdown pass. The Oilers settled for a field goal which the Steelers soon matched.

A fumble led to Pittsburgh's last score.

Bradshaw's two touchdown passes gave him a postseason career total of 26, an NFL record, increasing his yardage record to 3,199. Franco Harris was the leading rusher for the 13th time in 16 postseason games and increased his rushing yardage to 1,442, another NFL mark. The win was the Steelers 16th straight at home and seventh playoff

GAME SUMMARY

	1	2	3	4	F
Oilers	7	3	0	3	13
STEELERS	3	14	0	10	27

TEAM	Q	PLAY	DRIVE	SCORE
HOU	1	Perry 75 interception return (Fritsch kick)	—	0-7
PIT	1	Bahr 21 FG	7-36, 3:06	3-7
HOU	2	Fritsch 27 FG	8-72, 4:33	3-10
PIT	2	Cunningham 16 pass from Bradshaw (Bahr kick)	10-67, 4:31	10-10
PIT	2	Stallworth 20 pass from Bradshaw (Bahr kick)	6-49, 3:22	17-10
HOU	4	Fritsch 23 FG	12-81, 6:42	17-13
PIT	4	Bahr 39 FG	11-55, 4:55	20-13
PIT	4	Bleier 4 run (Bahr kick)	9-45, 4:52	27-13

INDIVIDUAL STATISTICS

RUSHING

HOU — Campbell 17-15; Wilson 4-9; Caster 1-0.
PIT — Harris 21-85; Bleier 13-52, 1 TD; Bradshaw 1-25; Thornton 1-(-1).

PASSING

HOU — Pastorini 28-19-1, 203, 1 TD; Nielsen 1-1-0, 9.

PIT — Bradshaw 30-18-1, 219, 2 TD.

RECEIVING

HOU — Wilson 7-60; Carpenter 5-23; Renfro 3-52; Coleman 2-46; Merikens 1-12; Campbell 1-11; Barber 1-8. **PIT** — Harris 6-50, Swann 4-64; Stallworth 3-52, 1 TD; Bleier 3-39; Cunningham 2-14, 1 TD.

TEAM STATISTICS

	Oilers	Steelers
First Downs	11 (2-7-2)	22 (9-13-0)
Third Downs	3-11 (27%)	13-19 (68%)
Total Net Yards	227	358
Plays-Avg.	52-4.4	69-5.2
Rushing Yards	24	161
Att.-Avg.	22-1.1	36-4.5
Passing Yards	203	197
Att.-Comp.-Int.	29-20-1	30-18-1
Punts-Avg.	4-30	3-51
Fumbles-Lost	4-2	1-1
Penalties-Yds.	2-10	5-34



**San Diego 31
Pittsburgh 28**

1982 AFC WILD CARD (JAN. 9, 1983)



PITTSBURGH — The Steelers ended their 50th season with one of their most bitter losses ever, a 31-28 defeat to the San Diego Chargers.

Dan Fouts threw two short touchdown passes to Kellen Winslow in the final nine minutes after the Steelers had taken an 11-point lead early in the fourth quarter.

Terry Bradshaw played one of the greatest games of his career, completing 25 of his first 28 passes, including 15 in a row, but threw two interceptions, which knocked the Steelers out of the playoffs.

The initial interception came on a first down play from the San Diego 29-yard line on the first play after the two-minute warning in the second quarter with the Steelers leading, 14-10. Bruce Laird returned the interception 35 yards and the Chargers drove 64 yards to take their first lead, 17-14.

The last and most costly interception came with 11 minutes to play and the Steelers holding a 28-17 margin. This one was returned by Jeff Allen to the Pittsburgh 29-yard line from where the Chargers scored on five plays plus an important holding penalty which nullified a Mel Blount interception.

After two Steelers first downs on the next series, John Goodson's 20-yard punt gave San Diego decent field position and they capitalized on the winning score.

The game started on a bizarre note when rookie Guy Ruff recovered James Brooks' fumble off the opening kickoff in the end zone to set an NFL record for the quickest score at the start of the game.

GAME SUMMARY

	1	2	3	4	F
Chargers	3	14	0	14	31
STEELERS	14	0	7	7	28

TEAM Q	PLAY	DRIVE	SCORE
PIT 1	Ruff recovered Brooks fumble in end zone (Anderson kick)	—	7-0
SD 1	Benirschke 25 FG	11-91, 4:21	7-3
PIT 1	Bradshaw 1 run (Anderson kick)	9-71, 5:06	14-3
SD 2	Brooks 18 run (Benirschke kick)	11-80, 4:53	14-10
SD 2	Sievers 10 pass from Fouts (Benirschke kick)	7-64, 1:18	14-17
PIT 3	Cunningham 2 pass from Bradshaw (Anderson kick)	8-74, 4:40	21-17
PIT 4	Stallworth 9 pass from Bradshaw (Anderson kick)	10-86, 6:37	28-17
SD 4	Winslow 8 pass from Fouts (Benirschke kick)	5-29, 2:19	28-24
SD 4	Winslow 2 pass from Fouts (Benirschke kick)	8-64, 2:59	28-31

INDIVIDUAL STATISTICS

RUSHING

SD — Muncie 25-126; Brooks 3-20, 1 TD; Cappelletti 1-0. **PIT** — Harris 10-35; Pollard 9-47; Hawthorne 2-3; Bradshaw 2-12, 1 TD.

PASSING

SD — Fouts 42-27-0, 333, 3 TD.
PIT — Bradshaw 39-28-2, 325, 2 TD.

RECEIVING

SD — Chandler 9-124; Winslow 7-102, 2 TD; Joiner 5-68; Sievers 2-17, 1 TD; Muncie 1-12; Fitzkee 1-8; Brooks 1-4; Cappelletti 1-(-2). **PIT** — Harris 11-71; Stallworth 8-116, 1 TD; Cunningham 5-55, 1 TD; Pollard 2-29; Smith 1-40; Swann 1-14.

TEAM STATISTICS

	Chargers	Steelers
First Downs	29 (6-19-4)	26 (6-19-1)
Third Downs	9-14 (64%)	6-12 (50%)
Total Net Yards	479	422
Plays-Avg.	71-6.7	62-6.8
Rushing Yards	146	97
Att.-Avg.	29-5.0	23-4.2
Passing Yards	333	325
Att.-Comp.-Int.	42-21-0	39-28-2
Punts-Avg.	1-48	2-32.5
Fumbles-Lost	3-2	1-0
Penalties-Yds.	6-51	6-54



**Pittsburgh 10
Los Angeles 38**

1983 AFC DIVISIONAL PLAYOFF (JAN. 1, 1984)



LOS ANGELES — For the second straight year, the Steelers were eliminated in the first round of the playoffs, losing 38-10, to the Los Angeles Raiders. The defeat was their fifth in the last six games and their sixth straight to the Raiders.

After taking the lead on an impressive 78-yard drive, which produced three first downs, the Pittsburgh offense struggled for the balance of the game.

On their first scoring series, the Steelers elected to kick a field goal rather than try for a touchdown inches from the Raider goal line. The march was highlighted by a spectacular 44-yard reception by Wayne Capers. The Raiders took the lead the next time the Steelers had the ball when Lester Hayes stepped in front of a Cliff Stoudt to Calvin Sweeney sideline pass. Los Angeles scored on its next possession and added a field goal with six seconds remaining in the first half.

The Raiders scored the first three times they had the ball in the second half with drives of 72, 58, and 65 yards, while the Steelers settled for a 58-yard scoring pass from Stoudt to John Stallworth.

It was a record-tying 10th touchdown reception for Stallworth and the eighth straight playoff game in which he had scored to extend his own NFL mark.

The attendance of 90,334 was the largest postseason crowd in NFL history other than a Super Bowl and the second largest to ever see the Steelers play.

GAME SUMMARY

	1	2	3	4	F
STEELERS	3	0	1	0	10
Raiders	7	10	21	0	38

TEAM Q	PLAY	DRIVE	SCORE
PIT 1	Anderson 17 FG	8-78, 3:29	3-0
LA 1	Hayes 18 interception return (Bahr kick)	—	3-7
LA 2	Allen 4 run (Bahr kick)	9-80, 4:23	3-14
LA 2	Bahr 45 FG	7-43, 0:57	3-17
LA 3	King 9 run (Bahr kick)	9-72, 4:55	3-24
LA 3	Allen 49 run (Bahr kick)	2-58, 0:48	3-31
PIT 3	Stallworth 58 pass from Stoudt (Anderson kick)	4-75, 1:19	10-31
LA 3	Hawkins 2 run (Bahr kick)	10-65, 4:41	10-38

INDIVIDUAL STATISTICS

PIT — Stoudt 9-50; Pollard 9-37; Abercrombie 6-36; F. Harris 6-33; Odom 1-4; T. Harris 1-2. **LAR** — Allen 13-121, 2 TD; Hawkins 10-25, 1 TD; King 6-20, 1 TD; Plunkett 2-23; Guy 1-2; Wilson 1-(-3).
PIT — Stoudt 20-10-1, 187, 1 TD; Malone 7-3-0, 22.
LAR — Plunkett 34-21-0, 232.

RUSHING

PASSING

RECEIVING

TEAM STATISTICS

	Steelers	Raiders
First Downs	17 (9-8-0)	24 (13-9-2)
Third Downs	4-14 (29%)	5-13 (38%)
Total Net Yards	331	413
Plays-Avg.	64-5.2	68-6.1
Rushing Yards	162	188
Att.-Avg.	32-5.1	33-5.7
Passing Yards	169	225
Att.-Comp.-Int.	27-13-1	34-21-0
Punts-Avg.	8-40.9	6-41.3
Fumbles-Lost	2-1	2-0
Penalties-Yds.	4-30	2-15



Pittsburgh 24

Denver 17

1984 AFC DIVISIONAL PLAYOFF (DEC. 30, 1984)



DENVER — The Steelers overcame a near-disastrous start, a blocked punt and three missed field goals to earn their first postseason win since Super Bowl XIV, a 24-17 victory over Denver.

Eric Williams' interception and 28-yard return to the two-yard line with three and a half minutes to go set up the winning touchdown, scored on a gutty two-yard plunge by Frank Pollard. Twice the Steelers came back from seven point deficits and their three scoring drives prior to the final TD averaged almost 70 yards while the Broncos, meanwhile, never traveled more than 46 yards for their 17 points.

The game opened with Mark Malone losing two fumbles in Pittsburgh's first two possessions. However, Malone rebounded from his early miscues to complete six-of-eight passes on the Steelers' two scoring drives that gave them a halftime lead, 10-7.

A blocked punt on Pittsburgh's first second half possession gave Denver the ball on the four-yard line but for the second time inside their own 10, the Steeler defense stiffened and the Broncos had to settle for a field goal. The next time the Broncos had the ball they broke the 10-10 tie with their most impressive offensive series of the game with the touchdown coming on a John Elway bullet to Steve Watson, the Denver offensive hero with 11 receptions. After a 10-yard touchdown reception by Louis Lipps on which he broke several tackles, the Broncos managed only two first downs the rest of the game.

Two plays after a Gary Anderson missed field goal attempt, Williams turned the game around again with his big interception. Pollard with 99 yards and Abercrombie with 75 had postseason career highs rushing while Gary Dunn had his first career interception

GAME SUMMARY

	1	2	3	4	F
STEELERS	0	10	7	7	24
Broncos	7	0	10	0	17

TEAM	Q	PLAY	DRIVE	SCORE
DEN	1	Wright 9 pass from Elway (Karlis kick)	5-22, 8:30	0-7
PIT	2	Anderson 28 FG	12-62, 0:04	3-7
PIT	2	Pollard 1 run (Anderson kick)	8-78, 13:46	10-7
DEN	3	Karlis 21 FG	4-0, 2:50	10-10
DEN	3	Watson 20 pass from Elway (Karlis kick)	6-46, 7:45	10-17
PIT	3	Lipps 10 pass from Malone (Anderson kick)	7-66, 11:41	17-17
PIT	4	Pollard 2 run (Anderson kick)	3-2, 13:01	17-24

INDIVIDUAL STATISTICS

RUSHING	PIT — Pollard 16-99, 2 TD; Abercrombie 17-75; Veals 1-1; Lipps 1-0; Malone 5-(-6). DEN — Winder 15-37; Elway 4-16; Willhite 1-1; Parros 1-0; Watson 1-(-3).
	PIT — Malone 28-17-0, 224 1 TD.
	PASSING DEN — Elway 37-19-2, 184 2 TD; Willhite 1-1-0, 52.
	PIT — Lipps 5-86, 1 TD; Pollard 4-48; Stallworth 3-38; Abercrombie 3-18; Cunningham 1-19; Thompson 1-15. DEN — Watson 11-177, 1 TD; Winder 4-22; Wright 2-16, 1 TD; Willhite 2-12; Alexander 1-9.

TEAM STATISTICS

	Broncos	Steelers
First Downs	15 (4-11-0)	25 (12-13-0)
Third Downs	4-13 (31%)	5-13 (39%)
Total Net Yards	250	381
Plays-Avg.	64-3.9	70-5.4
Rushing Yards	51	169
Att.-Avg.	22-2.3	40-4.2
Passing Yards	199	212
Att.-Comp.-Int.	38-20-2	28-17-0
Punts-Avg.	4-42.3	3-28.3
Fumbles-Lost	2-0	3-2
Penalties-Yds.	1-5	4-30



Pittsburgh 28

Miami 45

1984 AFC CHAMPIONSHIP (JAN. 6, 1985)



MIAMI — Dan Marino set AFC Championship game records with 421 yards passing and four touchdowns to lead the Dolphins to a 45-28 victory over Pittsburgh.

Eleven of Marino's 21 completions were for 20 yards or more and three were at least 40 yards, as the Steelers secondary could not contain the ultra-quick Dolphin receivers and three of their touchdown drives took less than two minutes to complete.

The Steelers controlled the ball on the ground most of the first half but after they had taken a 14-10 lead on John Stallworth's NFL record 11th touchdown reception in postseason, the Dolphins scored two touchdowns in the last 2:52 of the half and added another one on their first possession of the second half.

Following the scoring barrage, the Steelers were forced to open up their offense and stray away from their ball-control game which was very effective in the first 30 minutes and had accounted for 123 yards rushing and a four-minute edge in possession time. If there was a turning point, it came with a minute and a half left in the first half and Miami holding a 17-14 lead when Mark Malone suffered his third interception which the Dolphins quickly converted into a touchdown and a 10-point margin.

From the end of the first half to their first series of the fourth quarter, the Dolphins scored on five straight possessions. The 1,024 total yards by both teams was an AFC title game record as was the 50 first downs. Stallworth added to his touchdown reception mark with a tumbling third-quarter touchdown reception that brought the Steelers to within 10 points. Marino answered with 80 and 66-yard drives to put the game out of reach. Malone had career-highs with 20 completions and 312 yards passing.

GAME SUMMARY

	1	2	3	4	F
STEELERS	7	7	7	7	28
Dolphins	7	17	14	7	45

TEAM	Q	PLAY	DRIVE	SCORE
MIA	1	Clayton 40 pass from Marino (von Schamann kick)	4-67, 7:15	0-7
PIT	1	Erenberg 7 run (Anderson kick)	7-66, 11:30	7-7
MIA	2	von Schamann 26 FG	8-55, 5:56	7-10
PIT	2	Stallworth 65 pass from Malone (Anderson kick)	3-71, 12:08	14-10
MIA	2	Duper 41 pass from Marino (von Schamann kick)	5-77, 13:30	14-17
MIA	2	Nathan 2 run (von Schamann kick)	5-35, 14:24	14-24
MIA	3	Duper 36 pass from Marino (von Schamann kick)	4-78, 1:48	14-31
PIT	3	Stallworth 19 pass from Malone (Anderson kick)	9-72, 7:05	21-31
MIA	3	Bennett 1 run (von Schamann kick)	10-80, 13:20	21-38
MIA	4	Moore 6 pass from Marino (von Schamann kick)	9-66, 3:55	21-45
PIT	4	Capers 29 pass from Malone (Anderson kick)	5-84, 14:35	28-45

INDIVIDUAL STATISTICS

RUSHING	PIT — Abercrombie 15-68; Pollard 11-48; Erenberg 6-27, 1 TD. MIA — Nathan 19-64, 1 TD; Bennett 8-33, 1 TD; Johnson 10-39; Strock 1-(-2).
	PIT — Malone 36-20-3, 312, 3 TD.
	PASSING MIA — Marino 32-21-1, 421, 4 TD; Nathan 1-1-0, 9.
	PIT — Stallworth 4-111, 2 TD; Erenberg 5-59; Lipps 3-45; Sweeney 3-42; Pollard 3-13; Capers 1-29; Abercrombie 1-13. MIA — Nathan 8-114; Duper 5-148, 2 TD; Clayton 4-95 1 TD; Moore 2-34, 1 TD; Hardy 2-16; Rose 1-28.

TEAM STATISTICS

	Dolphins	Steelers
First Downs	28 (10-18-0)	22 (8-14-0)
Third Downs	4-11 (36%)	6-11 (54%)
Total Net Yards	569	455
Plays-Avg.	71-8.0	68-6.7
Rushing Yards	134	143
Att.-Avg.	38-3.5	32-4.5
Passing Yards	435	312
Att.-Comp.-Int.	33-22-1	36-20-3
Punts-Avg.	2-42.5	3-43.7
Fumbles-Lost	1-1	2-1
Penalties-Yds.	3-25	3-30



Pittsburgh 26
Houston 23 (ot)

1989 AFC WILD CARD (DEC. 31, 1989)



HOUSTON — Houston attempted and missed a 55-yard field goal on their first possession and had a punt blocked by linebacker Jerry Olsavsky on their second to set up running back Tim Worley's nine-yard touchdown run which came on a fourth-and-one situation to set the tone for a 26-23 overtime win.

Both teams then added three field goals each before the Oilers staged a fourth-quarter comeback.

Quarterback Warren Moon hit wide receiver Ernest Givins with touchdown passes of 19 and nine yards to put Houston ahead 23-16 with 6:02 left in the game. The Steelers then marched 82 yards on 11 plays, including a 22-yard reverse by wide receiver Dwight Stone, to tie the score at 23-23 with 46 seconds remaining.

In overtime, Pittsburgh got the ball first but was forced to punt after three plays, giving Houston possession at their own 45-yard line. On the Oilers' first play, running back Lorenzo White ran left and fumbled when hit by cornerback Rod Woodson, who recovered the ball at the Houston 46. Five plays later, Gary Anderson booted a 50-yard field goal to end the game at 3:26 of overtime.

Anderson's field goal broke two Steelers postseason records, for most in a game (four) and longest. Running back Merrill Hoge became the second Steelers running back to rush for 100 yards in a postseason game, while the Oilers' Givins finished with 11 receptions for 136 yards and two touchdowns.

GAME SUMMARY

	1	2	3	4	OT	F
STEELERS	7	3	3	10	3	26
Oilers	0	6	3	14	0	23

TEAM	Q	PLAY	DRIVE	SCORE
PIT	1	Worley 9 run (Anderson kick)	5-32, 12:07	7-0
HOU	2	Zendejas 26 FG	18-87, 5:53	7-3
HOU	2	Zendejas 35 FG	5-24, 8:50	7-6
PIT	2	Anderson 25 FG	8-78, 13:03	10-6
HOU	3	Zendejas 26 FG	4-6, 3:30	10-9
PIT	3	Anderson 30 FG	7-30, 11:55	13-9
PIT	4	Anderson 48 FG	9-33, 0:30	16-9
HOU	4	Givins 18 pass from Moon (Zendejas kick)	10-80, 5:46	16-16
HOU	4	Givins 9 pass from Moon (Zendejas kick)	5-38, 8:58	16-23
PIT	4	Hoge 1 run (Anderson kick)	11-82, 14:14	23-23
PIT	5	Anderson 50 FG	5-14, 3:26	26-23

INDIVIDUAL STATISTICS

RUSHING	PIT — Hoge 17-100, 1 TD; Worley 11-54, 1 TD; Stone 1-22; Brister 1-1. HOU — Pinkett 8-26; White 7-13; Rozier 5-12; Moon 3-12; Highsmith 2-2.
	PIT — Brister 33-15-0 127.
	HOU — Moon 48-29-0 315, 2 TD.
	PIT — Worley 4-23; Mularkey 3-40; Hoge 3-26; Lipps 3-24; Hill 1-7; Stock 1-7. HOU — Givins 11-136 2 TD; Hill 6-98; Pinkett 3-24; Highsmith 3-21; Jeffries 3-16; Duncan 2-15; Rozier 1-5.

TEAM STATISTICS

	Steelers	Oilers
First Downs	17 (8-9-0)	22 (2-18-2)
Third Downs	3-14 (21%)	8-18 (44%)
Total Net Yards	289	380
Plays-Avg.	64-4.5	73-5.2
Rushing Yards	177	65
Att.-Avg.	30-5.9	25-2.6
Passing Yards	112	315
Att.-Comp.-Int.	33-15-0	48-29-0
Punts-Avg.	6-25.3	4-33.0
Fumbles-Lost	1-1	3-2
Penalties-Yds.	5-40	8-45



Pittsburgh 23
Denver 24

1989 DIVISIONAL PLAYOFF (JAN. 7, 1990)



DENVER — The Steelers dominated Denver throughout the game before falling behind by one point with 2:27 remaining, and suffered a 24-23 loss. A fumbled snap from shotgun formation on third down led to the defeat and eliminated them from advancing to the AFC Championship game.

The Steelers produced a season-high 404 offensive yards including 180 total yards by running back Merrill Hoge, but Denver marched 71 yards in nine plays on a fourth-quarter drive for the winning touchdown.

The Steelers had a lead throughout the game, opening with the first of Gary Anderson's three field goals. In the second quarter, Hoge swept left end untouched for a seven-yard touchdown run that extended the Steelers' lead to 10-0 and capped a 93-yard drive that began with a 45-yard run by Hoge.

The Broncos responded with a 12-play, 75-yard drive with running back Melvin Bratton scoring the first of his two one-yard touchdown runs.

Wide receiver Louis Lipps gave Pittsburgh a 10-point lead again with a nine-yard touchdown catch from Bobby Brister, but the Broncos tied the score at 17-17 on wide receiver Vance Johnson's 37-yard reception. Anderson's 35- and 32-yard field goals extended the Steelers' lead to six before Bratton's touchdown and the PAT put Denver ahead, 24-23.

Hoge became the first Steelers player to have consecutive 100-yard rushing games in postseason as he ran 10 times for 100 yards in the first half. Anderson set a team record with his seventh consecutive field goal in postseason, while Brister's 65.5 percent completion rate (19 of 29) was the fourth highest in team history for a game.

GAME SUMMARY

	1	2	3	4	F
STEELERS	3	14	3	3	23
Broncos	0	10	7	7	24

TEAM	Q	PLAY	DRIVE	SCORE
PIT	1	Anderson 32 FG	13-65	3-0
PIT	2	Hoge 7 run (Anderson kick)	5-93	10-0
DEN	2	Bratton 1 run (Treadwell kick)	12-75	10-7
PIT	2	Lipps 9 pass from Brister (Anderson kick)	12-77	17-7
DEN	2	Treadwell 43 FG	3-41	17-10
DEN	3	Johnson 37 pass from Elway (Treadwell kick)	1-37	17-17
PIT	3	Anderson 35 FG	10-62	20-17
PIT	4	Anderson 32 FG	10-34	23-17
DEN	4	Bratton 1 run (Treadwell kick)	9-71	23-24

INDIVIDUAL STATISTICS

RUSHING	PIT — Hoge 16-120, 1 TD; Worley 13-50; Brister 2-4; Lipps 1-1. DEN — Humphrey 18-85; Elway 7-44; Sewell 1-6; Bratton 4-3, 2 TD; Winder 1-0.
	PIT — Brister 29-19-0 229, 1 TD.
	DEN — Elway 20-12-1 239, 1 TD.
	PIT — Hoge 8-60; Lipps 3-29, 1 TD; Stone 3-18, Mularkey 2-36; Worley 1-33; Stock 1-30; Thompson 1-23. DEN — Jackson 5-111; Johnson 3-85, 1 TD; Young 2-22; Nattiel 1-15; Humphrey 1-6.

TEAM STATISTICS

	Steelers	Broncos
First Downs	19 (7-12-0)	19 (8-9-2)
Third Downs	9-15 (60%)	6-10 (60%)
Total Net Yards	404	364
Plays-Avg.	61-6.6	52-7.0
Rushing Yards	175	138
Att.-Avg.	32-5.5	31-4.5
Passing Yards	229	226
Att.-Comp.-Int.	29-19-0	20-12-1
Punts-Avg.	2-43.0	4-37.5
Fumbles-Lost	2-2	1-0
Penalties-Yds.	8-50	2-19



Buffalo 24
Pittsburgh 3

1992 AFC DIVISIONAL PLAYOFF (JAN. 9, 1993)



HOUSTON — Ten years to the day since their last home playoff game, the Steelers fell victim to turnovers and a tough Buffalo defense in front of a then-Three Rivers Stadium-record crowd of 60,407, for a 24-3 loss.

Gary Anderson's 38-yard field goal on their first drive was the extent of Pittsburgh's scoring as Neil O'Donnell threw two interceptions, fumbled once and was sacked seven times in his first action since December 6.

The Bills' first touchdown came on a one-yard pass from Frank Reich to offensive lineman Mitch Frerotte while the Steelers lost two interceptions and a fumble in the first half to fall behind 7-3. Buffalo scored on their first three possessions of the second half while the Steelers punted twice, failed to convert a fourth-down attempt and gave the ball up on downs following an aborted field goal try on their fourth second-half drives.

A turning point in the game came in the middle of the third quarter when left cornerback Richard Shelton stepped in front of Don Beebe but was unable to make the interception with an open field in front of him. James Lofton caught a 17-yard scoring pass on the next play to give the Bills a 14-3 lead.

The Steelers got inside the Buffalo 20 only twice and got a field goal, but Buffalo capitalized with three touchdowns on three trips inside the Pittsburgh 20.

Thurman Thomas was held to 54 yards rushing although Kenneth Davis gained 104 yards on 10 carries. Barry Foster countered with 104 yards on 20 carries in his first postseason game.

GAME SUMMARY

	1	2	3	4	F
Bills	0	7	7	10	24
STEELERS	3	0	0	0	3

TEAM	Q	PLAY	DRIVE	SCORE
PIT	1	Anderson 38 FG	9-33, 4:32	3-0
BUF	2	Frerotte 1 pass from Reich (Christie kick)	9-59, 4:31	3-7
BUF	3	Lofton 17 pass from Reich (Christie kick)	13-80, 6:44	3-14
BUF	4	Christie 43 FG (Christie kick)	10-44, 5:49	3-17
BUF	4	Gardner 1 run (Christie kick)	8-86, 5:20	3-24

INDIVIDUAL STATISTICS

RUSHING	PIT — Foster 20-104; O'Donnell 4-26; Thompson 1-3; Stone 1(-4); Royals 1-0. BUF — Thomas 19-54; Gardner 7-22, 1 TD; Davis 10-104; Reed 1(-8); Reich 2(-3).
	PIT — O'Donnell 29-15-2, 163.
	BUF — Reich 23-16-0, 160, 2 TD.
PASSING	PIT — Mills 8-93; Davenport 3-54; Stone 1-9; Foster 3-7. BUF — Metzelaars 2-11; Beebe 6-72; Thomas 3-25; Frerotte 1-1, 1 TD; Lofton 2-29 1 TD; McKeller 2-22.
RECEIVING	

TEAM STATISTICS

	Bills	Steelers
First Downs	19 (7-11-1)	18 (7-10-1)
Third Downs	8-14 (57%)	6-12 (50%)
Total Net Yards	325	240
Plays-Avg.	63-5.2	63-3.8
Rushing Yards	169	129
Att.-Avg.	39-4.3	27-4.8
Passing Yards	156	111
Att.-Comp.-Int.	23-16-0	29-15-2
Punts-Avg.	4-42.3	3-37.3
Fumbles-Lost	0-0	4-1
Penalties-Yds.	4-33	2-23



Pittsburgh 24
Kansas City 27 (ot)

1993 WILD CARD (JAN. 8, 1994)



KANSAS CITY — The Steelers never trailed until Nick Lowery's 32-yard field goal 11:03 into overtime clinched the 27-24 Kansas City win.

Scoring on their first drive, Pittsburgh held a 10-point lead at halftime before the Chiefs came back with 17 second-half points, tying the Steelers at 17-17 in the fourth quarter and at 24-24 with 1:43 left in the game.

The final tying touchdown was set up on a blocked punt by the Chiefs' Keith Cash, which was returned 31 yards by Fred Jones to the Pittsburgh nine-yard line.

From there, on fourth-and-goal, Joe Montana found Tim Barnett in the back of the end zone with his only touchdown pass.

The Steelers were then forced to punt again, and the Chiefs drove to the Pittsburgh 25 with an opportunity to take the lead, but Lowery's 43-yard field goal try was wide right with 12 seconds remaining.

In overtime, both teams punted on their first possession before Kansas City marched 66 yards in 11 plays to the Pittsburgh 14, setting up Lowery's game-winner.

Neil O'Donnell threw three touchdown passes, one each to tight ends Adrian Cooper and Eric Green as well as wide receiver Ernie Mills, while completing 23-of-42 attempts for 286 yards. Despite throwing incomplete on his first seven passes, Montana completed 28 of 42 for 276 yards and was sacked four times, three by Gerald Williams.

The Steelers converted nine of 19 third-down plays with a good mix of runs and passes, and had a possession advantage of 32:08 to 27:52 in regulation, but the Chiefs held the ball for 8:13 in overtime and limited the Steelers to just 2:50.

GAME SUMMARY

	1	2	3	4	OT	F
STEELERS	7	10	0	7	0	24
Chiefs	7	0	3	14	3	27

TEAM	Q	PLAY	DRIVE	SCORE
PIT	1	Cooper 10 pass from O'Donnell (Anderson kick)	9-66, 5:00	7-0
KC	1	Birden 23 pass from Krieg (Lowry kick)	7-75, 2:21	7-7
PIT	2	Anderson 30 FG	15-63, 7:05	10-7
PIT	2	Mills 26 from O'Donnell (Anderson kick)	6-51, 0:37	17-7
KC	3	Lowery 23 FG	11-49, 5:11	17-10
KC	4	Allen 2 run (Lowery kick)	9-80, 5:18	17-17
PIT	4	Green 22 pass from O'Donnell (Anderson kick)	9-74, 4:47	24-17
KC	4	Barnett 7 pass from Montana (Lowery kick)	4-9, 0:46	24-24
KC	5	Lowery 32 FG	11-66, 5:59	24-27

INDIVIDUAL STATISTICS

RUSHING	PIT — Thompson 25-60; Hoge 6-27; Stone 3-11; O'Donnell 1(-1). KC — Allen 21-67 1 TD; Anders 5-27; Montana 4-13; McNair 2-9; Jones 1-9.
	PIT — O'Donnell 42-23-0, 286 3 TD.
	KC — Montana 43-28-0, 276 1 TD; Krieg 1-1-0, 23 1 TD.
PASSING	PIT — Graham 7-96; Mills 4-60, 1 TD; Hoge 3-43; Stone 3-36; Thompson 3-4; Green 2-37, 1 TD; Cooper 1-10, 1 TD. KC — Cash 7-56; Birden 6-72, 1 TD; Allen 4-29; Anders 3-30; Barnett 3-30, TD; Davis 2-47; Hayes 2-11; Hughes 1-15; McNair 1-9.
RECEIVING	

TEAM STATISTICS

	Steelers	Chiefs
First Downs	21 (5-15-1)	28 (7-19-2)
Third Downs	9-19 (47%)	4-13 (31%)
Total Net Yards	369	401
Plays-Avg.	80-4.6	81-5.0
Rushing Yards	97	125
Att.-Avg.	35-2.8	33-3.8
Passing Yards	272	276
Att.-Comp.-Int.	42-23-0	44-29-0
Punts-Avg.	7-38.3	6-44.8
Fumbles-Lost	1-0	0-0
Penalties-Yds.	5-40	5-25



Cleveland 9
Pittsburgh 29

1994 AFC DIVISIONAL PLAYOFF (JAN. 7, 1995)



PITTSBURGH — Pittsburgh scored on its first three possessions on drives of 65, 53 and 74 yards en route to a 29-9 victory at Three Rivers Stadium.

The Browns made it 17-3 with a 22-yard Matt Stover field goal. Pittsburgh got one more opportunity when Tim McKyer intercepted Vinny Testaverde on the Cleveland 27 yard-line and returned it to the six, with 46 seconds remaining in the half. Three plays later, Pittsburgh took a 24-3 halftime lead when Neil O'Donnell hit Yancey Thigpen for a nine-yard grab.

The Steelers added a 40-yard Anderson field goal in the third quarter and a safety by Carnell Lake in the fourth quarter.

Cleveland drove into Pittsburgh territory just three times in 12 possessions. The Steelers outgained Cleveland 424 yards to 186, 23 first downs to 10 and had 42:27 to 17:33 advantage in time of possession.

The victory was Pittsburgh's first playoff win in five years.

GAME SUMMARY

	1	2	3	4	F
Browns	0	3	0	6	9
STEELERS	3	21	3	2	29

TEAM	Q	PLAY	DRIVE	SCORE
PIT	1	Anderson 29 FG	13-65, 7:20	3-0
PIT	2	Green 2 pass from O'Donnell (Anderson kick)	8-53, 4:37	10-0
PIT	2	Williams 26 run (Anderson kick)	6-74, 3:10	17-0
CLE	2	Stover 22 FG	6-25, 2:27	17-3
PIT	2	Thigpen 9 pass from O'Donnell (Anderson kick)	3-6, 0:20	24-3
PIT	3	Anderson 40 FG	14-72, 7:52	27-3
CLE	4	McCardell 20 pass from Testaverde (pass failed)	3-73, 0:43	27-9
PIT	4	Testaverde sacked by Lake for a safety	—	29-9

INDIVIDUAL STATISTICS

RUSHING	CLE — Byner 9-43; Hoard 3-8; Metcalf 5-4. PIT — Foster 24-133; Morris 22-60; Williams 2-43, 1 TD; Tomczak 3-2.
	CLE — Testaverde 31-13-2, 144, 1 TD.
	PIT — O'Donnell 23-16-0, 186, 2 TD.
PASSING	CLE — Jackson 3-47;
	McCardell 3-47, 1 TD;
	Metcalf 2-18; Carrier 2-8; Byner 1-14; Hoard 1-5; Kinchen 1-5. PIT — Mills 5-117; Williams 4-20; Green 3-21, 1 TD; Hastings 2-18; Thigpen 2-10, 1 TD.
RECEIVING	

TEAM STATISTICS

	Browns	Steelers
First Downs	10 (3-6-1)	23 (14-9-0)
Third Downs	2-11 (18%)	8-15 (53%)
Fourth Downs	1-2 (50%)	0-0 (0%)
Total Net Yards	186	424
Plays-Avg.	50-3.7	75-5.7
Rushing Yards	55	238
Att.-Avg.	17-3.2	51-4.7
Passing Yards	131	186
Sacked by Opp.	2-13	0-0
Att.-Comp.-Int.	31-13-2	23-16-0
Punts-Avg.	5-38	5-38.2
Penalties	2-17	4-50
Fumbles-Lost	0-0	2-1
Time of Poss.	17:33	42:27



Cleveland 9
Pittsburgh 29

1994 AFC CHAMPIONSHIP (JAN. 15, 1995)



PITTSBURGH — The Chargers used a goal-line stand in the final two minutes to deal Pittsburgh a heart-breaking 17-13 loss before a record crowd of 61,545 at Three Rivers Stadium.

Pittsburgh opened the game with a 13-play, 67-yard drive to take a 7-0 lead. Twice the Steelers advanced inside San Diego's 20-yard line but only came away with two Gary Anderson field goals.

Pittsburgh led 13-3 until midway through the third quarter when Chargers' quarterback Stan Humphries connected with Alfred Pupunu for a 43-yard score.

The Steelers, who nearly doubled San Diego's offensive output in all categories, didn't fall behind until there were less than six minutes remaining in the game. A San Diego false start penalty on Harry Swayne nullified a third-down defensive stand to give the Chargers one more chance. On third-down and in need of 14 yards, Humphries hit Tony Martin with a 43-yard score with Tim McKeyer in coverage to give the Chargers a 17-13 lead.

The Steelers began their final drive at their 17 yard-line to the Chargers' three. On fourth down and three yards, San Diego linebacker Dennis Gibson batted down the scoring strike intended for Barry Foster. San Diego controlled the clock for the game's final minute.

GAME SUMMARY

	1	2	3	4	F
Chargers	0	3	7	7	17
STEELERS	7	3	3	0	13

TEAM	Q	PLAY	DRIVE	SCORE
PIT	1	Williams 16 run (Anderson kick)	13-67, 7:32	7-0
SD	2	Carney 20 FG	6-77, 3:11	7-3
PIT	2	Anderson 39 FG	12-51, 3:32	10-3
PIT	3	Anderson 23 FG	9-50, 3:22	13-3
SD	3	Pupunu 43 pass from Humphries (Carney kick)	5-64, 2:34	13-10
SD	4	Martin 43 pass from Humphries (Carney kick)	8-80, 4:44	13-17

INDIVIDUAL STATISTICS

RUSHING	SD — Means 20-69; Humphries 4-(-3).
	PIT — Foster 20-47; Williams 3-16; Morris 2-2; O'Donnell 1-1.
	SD — Humphries 22-11-1, 165, 2 TD.
PASSING	PIT — O'Donnell 54-32-0, 349, 1 TD.
	SD — Pupunu 4-76, 1 TD; Means 2-19; Jefferson 2-16; Martin 1-43, 1 TD; Mitchell 1-19; 1-(-8). PIT — Mills 8-106; Williams 7-45, 1 TD; Hastings 5-55; Green 4-80; Thigpen 3-35; Foster 3-12; Hayes 1-16; Morris 1-0.
RECEIVING	

TEAM STATISTICS

	Chargers	Steelers
First Downs	13 (4-8-1)	22 (14-17-1)
Third Downs	3-11 (27%)	11-20 (55%)
Fourth Downs	0-0 (0%)	2-3 (67%)
Total Net Yards	226	415
Plays-Avg.	47-4.8	80-5.2
Rushing Yards	66	66
Att.-Avg.	24-2.8	26-2.5
Passing Yards	160	349
Sacked by Opp.	1-5	0-0
Att.-Comp.-Int.	22-11-1	54-32-0
Punts-Avg.	5-38.4	5-44.4
Penalties	3-15	8-111
Fumbles-Lost	0-0	3-1
Time of Poss.	22:47	37:13



Buffalo 6 Pittsburgh 40

1995 AFC DIVISIONAL PLAYOFF (JAN. 6, 1996)



PITTSBURGH — The Pittsburgh Steelers dealt the Buffalo Bills their worst postseason loss in non-Super Bowl play with a 40-21 defeat in Three Rivers Stadium.

Pittsburgh scored on five of their seven first-half possessions, including touchdowns by John L. Williams and Ernie Mills on their first two drives. Buffalo added a Thurman Thomas touchdown at 49 seconds before the half, but Pittsburgh closed the half with Norm Johnson's third field goal to take a 23-7 halftime lead.

It seemed the game might turn into a rout when Pittsburgh marched to the Bills' four yard-line on the first possession of the second half, but the drive ended with a Greg Evans interception.

The Steelers added a record (tied) fourth field goal by Norm Johnson in the third quarter to take a 19-point lead.

Buffalo battled back with a touchdown pass from Jim Kelly to Thurman Thomas to cut the lead to less than a touchdown with over 11 minutes remaining in the game. Pittsburgh responded with a 76-yard drive that included key third-down receptions by Yancey Thigpen for 21 yards and Andre Hastings for 17 yards. Bam Morris finished off the drive with a 13-yard touchdown run.

Interceptions by Jerry Olsavsky and Levon Kirkland ended the Bills' next two drives, the latter at the Bills' 17 yard-line. Four plays later, the Steelers added a second Bam Morris touchdown and gained a 40-21 advantage at the two-minute warning.

The 40 points scored tied a then Steelers postseason game high (40, Dec. 19, 1976 at Baltimore). The offense ran 78 plays, second most all-time postseason, and the line allowed no sacks for the 12th time in postseason history.

GAME SUMMARY

	1	2	3	4	F
Bills	0	7	7	7	21
STEELERS	7	16	3	14	40

TEAM	Q	PLAY	DRIVE	SCORE
PIT	1	Williams 1 run (Johnson kick)	9-76, 5:31	7-0
PIT	2	Mills 10 pass from O'Donnell (Johnson kick)	10-58, 5:23	14-0
PIT	2	Johnson 45 FG	5-16, 1:14	17-0
PIT	2	Johnson 38 FG	4-8, 1:43	20-0
BUF	2	Thomas 1 run (Christie kick)	4-49, 0:55	20-7
PIT	2	Johnson 34 FG	5-53, 0:38	23-7
PIT	3	Johnson 39 FG	4-4, 0:56	26-7
BUF	3	Cline 2 pass from Van Pelt (Christie kick)	4-42, 2:00	26-14
BUF	4	Thomas 9 pass from Kelly (Christie kick)	6-36, 2:46	26-21
PIT	4	Morris 13 run (Johnson kick)	9-76, 5:07	33-21
PIT	4	Morris 2 run (Johnson kick)	4-23, 1:48	40-21

INDIVIDUAL STATISTICS

RUSHING BUF — Thomas 13-46, 1 TD; Tasker 1-40; Holmes 4-14; Van Pelt 2-8; Mohr 1-(-14). **PIT** — Morris 25-106, 2 TD; Pegram 8-33; Stewart 1-5; Williams 4-3, 1 TD; Mills 1-3; O'Donnell 4-(-3).

PASSING BUF — Kelly 29-14-3, 135, 1 TD; Van Pelt 10-4-1, 27, 1 TD. **PIT** — O'Donnell 35-19-2, 262, 1 TD.

RECEIVING BUF — Johnson 5-28; Cline 3-36, 1 TD; Brooks 3-28; Thomas 3-12, 1 TD; Tasker 2-38; Reed 2-20. **PIT** — Mills 5-66, 1 TD; Thigpen 3-77; Hastings 3-39; Stewart 2-27; Pegram 2-21; Morris 2-7; Hayes 1-17; Williams 1-8.

TEAM STATISTICS

	Bills	Steelers
First Downs	18 (6-11-1)	23 (8-15-15)
Third Downs	3-12 (25%)	5-16 (31%)
Fourth Downs	0-0 (0%)	0-0 (0%)
Total Net Yards	250	409
Plays-Avg.	62-4.0	78-5.2
Rushing Yards	94	147
Att.-Avg.	21-4.5	43-3.4
Passing Yards	156	262
Sacked by Opp.	2-6	0-0
Att.-Comp.-Int.	39-18-3	35-19-2
Punts-Avg.	5-39.8	5-32.8
Penalties	5-25	5-41
Fumbles-Lost	3-1	1-0
Time of Poss.	21:56	38:04



Indianapolis 16 Pittsburgh 20

1995 AFC CHAMPIONSHIP (JAN. 14, 1996)



PITTSBURGH — The Pittsburgh Steelers exorcised the demons of the 1994 AFC Championship game with a 20-16 heart-stopper over the Indianapolis Colts to advance to the Super Bowl.

For the second straight year it was a pass on the game's final play that determined Pittsburgh's Super Bowl future. A Hail Mary pass by Colts' quarterback Jim Harbaugh to Aaron Bailey was batted away by DB Randy Fuller to send the Steelers to Arizona.

The game was reminiscent of the 1995 AFC Championship game. The Steelers had a 10-6 advantage at halftime with a five-yard touchdown pass from Neil O'Donnell to Kordell Stewart in the closing seconds of the half and a first quarter Norm Johnson field goal.

The Colts' scoring came from the foot of kicker Cary Blanchard. Indianapolis added a third field goal on their opening drive in the third quarter to pull within one point.

The Steelers countered with a second Norm Johnson field goal, but found themselves behind 16-13 after Jim Harbaugh hit Floyd Turner for a 47-yard touchdown strike with 8:46 remaining in the game.

The Steelers and the Colts traded punts as the clock slipped to 3:03 and Pittsburgh took over the ball at their own 33 yard-line. After a fourth-down reception by Andre Hastings, O'Donnell hit Ernie Mills along the right sideline for a 37-yard gain to advance to the Colts' one-yard line. Two plays later, Bam Morris punched in the go-ahead touchdown.

However, the Colts weren't ready to be corralled. Starting at his own 16-yard line, Jim Harbaugh led Indianapolis to the Pittsburgh 29-yard line before throwing the "Hail Mary" pass with just five seconds left in the game.

GAME SUMMARY

	1	2	3	4	F
Colts	3	3	3	7	16
STEELERS	3	7	3	7	20

TEAM	Q	PLAY	DRIVE	SCORE
IND	1	Blanchard 34 FG	4-7, 1:58	0-3
PIT	1	Johnson 31 FG	11-40, 5:53	3-3
IND	2	Blanchard 36 FG	17-80, 7:27	3-6
PIT	2	Stewart 5 pass from O'Donnell (Johnson kick)	10-61, 5:03	10-6
IND	3	Blanchard 37 FG	10-61, 5:03	10-9
PIT	3	Johnson 36 FG	7-44, 3:17	13-9
IND	4	Turner 47 pass from Harbaugh (Blanchard kick)	4-70, 2:11	13-16
PIT	4	Morris 1 run (Johnson kick)	8-67, 1:29	20-16

INDIVIDUAL STATISTICS

RUSHING IND — Warren 15-53; Harbaugh 6-29; Crockett 1-2; Humphrey 1-(-1). **PIT** — Pegram 10-46; Stewart 4-12; Morris 7-9; Williams 1-6; Mills 1-5; O'Donnell 1-2.

PASSING IND — Harbaugh 33-21, 267, 1 TD; Warren 1-0-0. **PIT** — O'Donnell 41-25-1, 205, 1 TD.

RECEIVING IND — Dawkins 7-96; Warren 7-37; Turner 3-73; Crockett 2-22; Dilger 1-30; Bailey 1-9. **PIT** — Thigpen 6-65; Williams 4-21; Morris 4-11; Mills 3-52; Hastings 3-21; Stewart 2-18; Holliday 1-8; Bruener 1-6; Pegram 1-3.

TEAM STATISTICS

	Colts	Steelers
First Downs	16 (4-12-0)	21 (6-12-3)
Third Downs	5-15 (33%)	6-14 (43%)
Fourth Downs	1-1 (100%)	1-1 (100%)
Total Net Yards	186	285
Plays-Avg.	50-3.7	66-4.3
Rushing Yards	83	80
Att.-Avg.	23-3.6	24-4.3
Passing Yards	245	205
Sacked by Opp.	3-22	1-0
Att.-Comp.-Int.	34-21-0	41-25-1
Punts-Avg.	4-50	4-38.8
Penalties	5-57	4-25
Fumbles-Lost	1-0	0-0
Time of Poss.	30:36	29:24



Indianapolis 14
Pittsburgh 42

1996 AFC WILD CARD (DEC. 29, 1996)



PITTSBURGH — The Steelers overcame two first-half turnovers to score the most points in Steelers playoff history and the team's most decisive postseason win in 18 years with a 42-14 victory against Indianapolis.

The team scored the game's first 13 points and final 29 with a ground attack that ranked fourth in Steelers postseason history.

The Steelers took a 10-0 lead with Norm Johnson field goal and Kordell Stewart's one-yard touchdown scamper that was set up by a Jahine Arnold 31-yard punt return. Pittsburgh added a 50-yard Johnson field goal to start the second quarter.

Indianapolis responded with 14 unanswered points for a 14-13 halftime lead.

Pittsburgh regained the momentum on the opening drive of the second half. Starting from their own nine-yard line, the Steelers marched 91 yards in 16 plays while running 9:30 off the clock. The drive ended with a Jerome Bettis touchdown and a Stewart to John Farquhar two-point conversion.

The Steelers offense churned out 228 yards in the second half, while the defense held the Colts to 22 second-half yards and two first downs. Included in the Steelers three fourth-quarter touchdowns was Witman's 31-yard rushing touchdown which was his first NFL touchdown and second-longest postseason touchdown run in Steelers' history.

Five rushing touchdowns was a single-game postseason record. It was the fourth time in a Steeler playoff history they had a 100-yard rusher and 100-yard receiver in a game. The Steelers' 42 points was their highest point total in the postseason.

GAME SUMMARY

	1	2	3	4	F
Colts	0	14	0	0	14
STEELERS	10	3	8	21	42

TEAM Q	PLAY	DRIVE	SCORE
PIT 1	Johnson 29 FG	8-51, 3:26	3-0
PIT 1	Stewart 1 run (Johnson kick)	4-31, 1:39	10-0
PIT 2	Johnson 50 FG	7-26, 2:25	13-0
IND 2	Daniels 59 interception return (Blanchard kick)	-	13-7
IND 2	Bailey 9 pass from Harbaugh (Blanchard kick)	4-60, 1:50	13-14
PIT 3	Bettis 1 run (Stewart pass to Farquhar)	16-91, 9:30	21-14
PIT 4	Bettis 1 run (Johnson kick)	5-18, 2:13	28-14
PIT 4	Witman 31 run (Johnson kick)	5-71, 2:39	34-14
PIT 4	Stewart 3 run (Johnson kick)	7-40, 3:14	42-14

INDIVIDUAL STATISTICS

RUSHING	IND – Faulk 9-25; Groce 2-11; Harbaugh 3-6; Warren 1-(-1).
	PIT – Bettis 25-102, 2 TD; Stewart 9-48, 2 TD; Witman 7-48; 1 TD; McAfee 5-21; Hastings 2-7; Mills 1-4; Lester 1-2; Tomczak 1-(-1).
	PASSING IND – Harbaugh 32-12-1, 134, 1 TD; Justin 1-1-0, 6.
	PIT – Tomczak 21-13-2, 176; Stewart 1-1-0, 0.
	IND – Harrison 3-71; Stablein 3-28; Faulk 3-10; Dawkins 2-18; Bailly 1-9, 1 TD; Dilger 1-4. PIT – Johnson 5-109; Hastings 3-30; Botkin 2-26; Lester 2-7; Bettis 1-4; McAfee 1-0.

TEAM STATISTICS

	Colts	Steelers
First Downs	8 (0-7-1)	24 (16-7-1)
Third Downs	5-15 (33%)	6-12 (50%)
Fourth Downs	0-1 (0%)	0-0 (0%)
Total Net Yards	146	407
Plays-Avg.	52-2.8	73-5.6
Rushing Yards	41	231
Att.-Avg.	15-2.7	51-4.5
Passing Yards	105	176
Sacked by Opp.	4-35	0-0
Att.-Comp.-Int.	33-13-1	22-14-2
Punts-Avg.	8-42.4	2-41.5
Penalties	6-30	3-19
Fumbles-Lost	1-1	2-1
Time of Poss.	22:24	37:36



Pittsburgh 3
New England 28

1996 AFC DIVISIONAL PLAYOFF (JAN. 5, 1997)



FOXBORO — The Steelers playoff hopes ended on a fog enshrouded field in Foxboro and a 28-3 defeat.

It was a game of big plays from the opening drive. Unfortunately, the Patriots made them and scored on three of their first four possessions.

Quarterback Drew Bledsoe hit Terry Glenn for a 53-yard gain against Rod Woodson on New England's first play from scrimmage. One play later, Curtis Martin made the score, 7-0.

The Steelers second possession ended with their second punt. New England used a short field to gain a 14-0 lead with a Bledsoe to Keith Byars 34-yard touchdown reception.

New England added an exclamation point when Martin broke a 78-yard touchdown run to open the second quarter. Pittsburgh's struggling offense gained just 29 yards in 13 plays in three first-quarter possessions. They fared no better in the second quarter, converting just one of seven third-down plays.

Jerome Bettis, despite two pulled groin muscles, tried to carry the ground attack. The Steelers turned a Chad Brown interception into a Norm Johnson field goal, giving them their only points of the day. But two second-half interceptions, including one that led to a third Martin touchdown, kept the Steelers from making a rally.

GAME SUMMARY

	1	2	3	4	F
STEELERS	0	0	3	0	3
Patriots	14	7	0	7	28

TEAM Q	PLAY	DRIVE	SCORE
NE 1	Martin 2 run (Vinatieri kick)	2-55, 0:51	0-7
NE 1	Byars 34 pass from Bledsoe (Vinatieri kick)	4-59, 1:59	0-14
NE 2	Martin 78 run (Vinatieri kick)	1-78, 0:12	0-21
PIT 3	Johnson 29 FG	5-26, 2:50	3-21
NE 4	Martin 23 run (Vinatieri kick)	6-61, 3:49	3-28

INDIVIDUAL STATISTICS

PIT – Bettis 13-43; McAfee 5-30; Tomczak 2-20; Stewart 4-19; Witman 3-11. NE – Martin 19-166, 3 TD; Meggett 2-18; Byars 2-8; Greier 5-7; Zolak 3-(-4); Bledsoe 1-(-2).
PIT – Tomczak 29-16-2, 110; Stewart 10-0-0.
NE – Bledsoe 24-14-2, 164, 1 TD; Zolak 2-1-0, 3.
PIT – Hastings 5-35; Botkin 2-20; Arnold 2-16; Mills 2-15; McAfee 2-7; Bettis 2-(-1); Witman 1-(-2). NE – Byars 4-53, 1 TD; Glenn 3-69; Coates 3-18; Jefferson 3-18; Martin 2-9.

RUSHING

PASSING

RECEIVING

TEAM STATISTICS

	Steelers	Patriots
First Downs	12 (7-5-0)	17 (9-6-2)
Third Downs	3-18 (17%)	5-13 (38%)
Fourth Downs	2-4 (50%)	0-1 (0%)
Total Net Yards	213	346
Plays-Avg.	69-3.1	60-5.8
Rushing Yards	123	194
Att.-Avg.	27-4.6	32-6.1
Passing Yards	90	152
Sacked by Opp.	3-20	2-15
Att.-Comp.-Int.	39-16-2	26-15-2
Punts-Avg.	9-42	7-43.6
Penalties	3-15	2-21
Fumbles-Lost	0-0	0-0
Time of Poss.	28:39	31:21



New England 6
Pittsburgh 7

1997 AFC DIVISIONAL PLAYOFF (JAN. 3, 1998)



PITTSBURGH — The Steelers defeated the New England Patriots for the second time in three weeks, 7-6, in the AFC Divisional Playoff.

Pittsburgh forced four turnovers, including two in the final 1:44 of the game, and advanced to the AFC Championship for the third time in four years.

The Steelers struck early when Kordell Stewart scampered around left end and raced 40 yards for a touchdown on the team's opening possession with 9:49 left in the first quarter. The drive began when rookie cornerback Chad Scott intercepted quarterback Drew Bledsoe and returned it 27 yards to the Steelers 38.

New England was limited to a pair of short field goals by Adam Vinatieri and fell two games short of a return to the Super Bowl.

Linebacker Jason Gildon recovered a pair of fumbles for the Steelers. The second recovery came after backup left end Mike Vrabel stripped Bledsoe of the ball, and Gildon pounced on it at the Pittsburgh 34 with 1:44 to play.

The Patriots got back the ball in the final seconds before linebacker Levon Kirkland intercepted a long pass by Bledsoe to seal the win.

GAME SUMMARY

	1	2	3	4	F
Patriots	0	3	0	3	6
STEELERS	7	0	0	0	7

TEAM	Q	PLAY	DRIVE	SCORE
PIT	1	Stewart 40 run (Johnson kick)	8-62, 3:41	7-0
NE	2	Vinatieri 31 FG	10-65, 3:37	7-3
NE	4	Vinatieri 46 FG	10-52, 4:44	7-6

INDIVIDUAL STATISTICS

RUSHING	PIT – Stewart 11-68 1 TD; Bettis 25-67; McAfee 1-10. NE – Shaw 10-22; Cullors 7-18; Bledsoe 2(-4).
	PASSING PIT – Stewart 31-14-1, 134. NE – Bledsoe 44-23-2, 264.
	RECEIVING PIT – Hawkins 4-28; Thigpen 3-54; Johnson 3-28; Lester 2-3; Blackwell 1-14; Bettis 1-7. NE – Jefferson 9-104; Glenn 5-96; Brisby 3-37; Byars 2-1; Shaw 1-13; Brown 1-6; Gash 1-6; Cullors 1-1.

TEAM STATISTICS

	Patriots	Steelers
First Downs	15 (1-14-0)	16 (6-8-2)
Third Downs	6-15 (40%)	8-18 (44%)
Fourth Downs	0-0 (0%)	0-1 (0%)
Total Net Yards	280	279
Plays-Avg.	65-4.3	70-4.0
Rushing Yards	36	145
Att.-Avg.	19-1.9	37-3.9
Passing Yards	244	134
Sacked by Opp.	2-20	2-0
Att.-Comp.-Int.	44-23-2	31-14-1
Punts-Avg.	7-42	9-32.7
Penalties	7-68	5-41
Fumbles-Lost	2-2	0-0
Time of Poss.	24:23	35:37



Denver 24
Pittsburgh 21

1997 AFC CHAMPIONSHIP (JAN. 11, 1998)



PITTSBURGH — John Elway passed for two touchdowns in the final 1:47 of the first half to help Denver build a 24-14 lead, while the Broncos defense forced four turnovers by Pittsburgh quarterback Kordell Stewart to propel Denver to a 24-21 victory against the Steelers in the AFC Championship Game.

The Steelers, who were hosting the AFC Championship for the third time in four years under coach Bill Cowher, had a 14-7 lead after a Kordell Stewart 33-yard touchdown run in the first quarter.

Stewart was 6-of-17 for 69 yards with two interceptions in the first half. He finished 18-of-36 for 201 yards with three interceptions and a fumble.

The only score of the second half was a 15-yard touchdown pass from Stewart to Charles Johnson that pulled the Steelers within 24-21 with 2:46 left in the fourth quarter. The touchdown capped a 10-play, 79-yard drive in just 2:57.

Because Pittsburgh had all three timeouts left, Cowher opted not to attempt an on-side kick. But just after the two-minute warning on a third-and-six play, Elway drilled an 18-yard pass to tight end Shannon Sharpe to the Denver 33 with Jason Gildon in coverage. On the next play, Elway rolled right and flipped a 10-yard pass to Ed McCaffrey. Davis then broke off a 19-yard run with less than 50 seconds remaining to seal the win.

GAME SUMMARY

	1	2	3	4	F
Broncos	7	17	0	0	24
STEELERS	7	7	0	7	21

TEAM	Q	PLAY	DRIVE	SCORE
DEN	1	Davis 8 run (Elam kick)	6-72, 3:15	0-7
PIT	1	Stewart 33 run (Johnson kick)	6-65, 3:02	7-7
PIT	2	Bettis 1 run (Johnson kick)	11-68, 4:46	14-7
DEN	2	Elam 43 FG	11-45, 4:22	14-10
DEN	2	Griffith 15 pass from Elway (Elam kick)	5-80, 2:53	14-17
DEN	2	McCaffrey 1 pass from Elway (Elam kick)	4-54, 0:30	14-24
PIT	4	C. Johnson 14 pass from Stewart (Johnson kick)	10-79, 2:57	21-24

INDIVIDUAL STATISTICS

RUSHING	PIT – Bettis 23-104, 1 TD; Stewart 3-44, 1 TD; McAfee 1-12. DEN – Davis 26-139, 1 TD; Elway 2-9; Hebron 2-2.
	PASSING PIT – Stewart 36-18-3, 201, 1 TD. DEN – Elway 31-18-1, 210, 3 TD.
	RECEIVING PIT – Thigpen 6-92; Hawkins 4-30; Johnson 3-34; Blackwell 2-19; Bruener 1-16; Lester 1-7; Bettis 1-3. DEN – JeffSmith 6-87; McCaffrey 5-37, 1 TD; Sharpe 3-49; Griffith 2-26, 1 TD; Hebron 1-9; Davis 1-2.

TEAM STATISTICS

	Broncos	Steelers
First Downs	23 (6-15-2)	23 (8-13-2)
Third Downs	8-14 (57%)	6-11 (55%)
Fourth Downs	0-0 (0%)	0- (0%)
Total Net Yards	345	354
Plays-Avg.	63-5.5	66-5.4
Rushing Yards	150	161
Att.-Avg.	30-5.0	27-6.0
Passing Yards	195	193
Sacked by Opp.	2-15	3-8
Att.-Comp.-Int.	31-18-1	36-18-3
Punts-Avg.	5-31.4	4-42
Penalties	4-21	4-71
Fumbles-Lost	2-1	1-1
Time of Poss.	30:01	29:59



Baltimore 10 Pittsburgh 27

2001 AFC DIVISIONAL PLAYOFF (JAN. 20, 2002)



PITTSBURGH — The Steelers advanced to the AFC Championship Game by dominating the Baltimore Ravens during a 27-10 victory at Heinz Field.

Starting running back Jerome Bettis missed the game due to an adverse reaction to pain medication that he received prior to the game.

However, the Steelers' defense dominated the game, limiting Baltimore to only 22 yards rushing and 150 yards total, while intercepting Ravens quarterback Elvis Grbac three times, including two interceptions in the end zone by free safety Brent Alexander.

Steelers' comeback Chad Scott intercepted Grbac's first pass of the game to set up Kris Brown's 21-yard field goal that gave Pittsburgh a 3-0 first quarter lead.

Pittsburgh extended their lead to 10-0 later in the quarter when running back Amos Zereoue capped a 51-yard drive with a one-yard touchdown run.

Zereoue's second touchdown, also from one yard out, increased the Steelers' lead to 17-0 midway through the second quarter. Brown's 46-yard field goal on Pittsburgh's next drive gave the Steelers a 20-0 advantage with 3:46 left in the first half.

A 26-yard field goal by Baltimore kicker Matt Stover made the score 20-3 at halftime. Jermaine Lewis' 88-yard punt return for a touchdown in the third quarter pulled the Ravens to within 20-10.

Pittsburgh made the final score 27-10 when quarterback Kordell Stewart completed

GAME SUMMARY

	1	2	3	4	F
Ravens	0	3	7	0	10
STEELERS	10	10	0	7	27

TEAM	Q	TIME	PLAY	DRIVE	SCORE
PIT	1	9:07	Brown 21 FG	7-40; 4:16	7-0
PIT	1	3:49	Zereoue 1 run (Brown kick)	7-51; 3:13	10-0
PIT	2	5:43	Zereoue 1 run (Brown kick)	6-43; 3:27	17-0
PIT	2	3:46	Brown 46 FG	4-6; 1:33	20-0
BAL	2	0:51	Stover 26 FG	11-57; 2:55	20-3
BAL	3	7:18	J. Lewis 88 punt return (Stover kick)	—; —	20-10
PIT	4	14:11	Burress 32 pass from Stewart (Brown kick)	12-83; 5:54	27-10

INDIVIDUAL STATISTICS

RUSHING	BAL — Allen 4-11;
	Brookins 4-6; Williams
	3-5. PIT — Zereoue 24-63,
	2 TD; Fuamatu-Ma'afala
PASSING	12-30; Stewart 10-30;
	Edwards 1-23; Ward 1-6;
	Witman 1-2.
	BAL — Grbac 37-18-3,
RECEIVING	153. Pit. — Stewart
	22-12-1, 154, 1 TD.
	PIT — Elway 31-18-1,
	210, 3 TD.
RECEIVING	BAL — Sharpe 5-56; Taylor
	4-27; Williams 4-24;
	Allen 3-11; Stokley 1-27;
	Ismail 1-8. PIT — Burress
RECEIVING	5-84, 1 TD; Ward 3-37;
	Zereoue 2-13; Shaw 1-14;
	Edwards 1-6.

TEAM STATISTICS

	Ravens	Steelers
1st Downs	7 (0-6-1)	21 (11-8-2)
3rd Downs	1-12 (8%)	7-16 (44%)
4th Downs	1-1 (100%)	0-0 (0%)
Total Net Yards	150	297
Plays-Avg.	51-2.9	73-4.1
Rushing Yards	22	154
Att.-Avg.	11-2.0	49-3.1
Passing Yards	128	143
Sacked by Opp.	3-25	2-11
Att.-Comp.-Int.	37-18-3	22-12-1
Punts-Avg.	8-37.4	5-41.6
Penalties	6-70	6-40.3
Fumbles-Lost	1-1	3-0
Time of Poss.	19:15	40:45



New England 24 Pittsburgh 17

2001 AFC CHAMPIONSHIP (1.27.2002)



PITTSBURGH — After trailing 21-3 in the third quarter, a Steelers' comeback fell short as Pittsburgh was defeated by the Patriots, 24-17, ending their Super Bowl hopes.

Despite the anticipated return of running back Jerome Bettis, the Steelers' ground game never got rolling against a Patriots defense that held Pittsburgh's league leading rushing attack to a season-low 58 yards.

New England jumped out to a 7-0 lead after a penalty nullified a 64-yard Josh Miller punt and Troy Brown returned the second kick 55 yards for a touchdown in the first quarter. The Steelers responded with a 10-play, 65-yard drive that ended with Kris Brown booting a 30-yard field goal to cut the Patriots' lead to 7-3.

With two minutes left in the first half, New England quarterback Tom Brady was forced out of the game with an ankle injury after completing a 28-yard pass to Troy Brown on a key third-down play. Drew Bledsoe came in and moved the offense 40-yards in four plays, capped by an 11-yard touchdown pass to David Patten, giving the Patriots to take a 14-3 halftime lead.

Things continued to look grim for Pittsburgh when Kris Brown's 34-yard field goal attempt was blocked by defensive lineman Brian Mitchell and recovered by Troy Brown who lateraled the ball to Antwan Harris for a 49-yard return for a touchdown to give New England a 21-3 advantage.

The Steelers offense then found their rhythm, scoring on the next two possessions with touchdown runs (1, 11) by Jerome Bettis and Amos Zereoue, respectively, pulling Pittsburgh within 21-17 through three quarters.

New England kicker Adam Vinatieri's 44-yard field goal early in the fourth quarter put the Patriots up 24-17 with 11:12 left. The Steelers were forced to punt on the ensuing drive and Kordell Stewart was intercepted in their final two possessions.

GAME SUMMARY

	1	2	3	4	F
Patriots	7	7	7	3	24
STEELERS	0	3	14	0	17

TEAM	Q	TIME	PLAY	DRIVE	SCORE
N.E.	1	3:42	T. Brown 55 punt return	—; —	7-0
PIT	2	13:33	K. Brown 30 FG	10-65; 5:09	7-3
N.E.	2	0:58	Patten 11 pass from Bledsoe (Vinatieri kick)	7-70; 1:44	14-3
N.E.	3	8:51	Harris 49 return of blocked FG (Vinatieri kick)	—; —	21-3
PIT	3	5:11	Bettis 1 run (Brown kick)	8-79; 3:40	21-10
PIT	3	1:29	Zereoue 11 run (Brown kick)	5-32; 1:41	21-17
N.E.	4	11:12	Vinatieri 44 FG	11-45; 5:17	24-17

INDIVIDUAL STATISTICS

RUSHING	NE — Smith 15-47;
	Redmond 3-13; Brady
	2-3; Edwards 1-3; Bledsoe
	4-1. PIT — Stewart 8-41;
PASSING	Zereoue 4-11, 1 TD; Bettis
	9-8, 1 TD; Ward 1-(-2).
	NE — Bledsoe 21-10-0,
	102, 1 TD; Brady 18-12-0,
RECEIVING	115.
	PIT — Stewart 42-24-3,
	255.
	NE — Brown 8-121;
RECEIVING	Patten 4-39, 1 TD;
	Edwards 4-26; Johnson
	2-22; Wiggins 2-7;
	Redmond 2-2. PIT — Ward
RECEIVING	6-64; Burress 5-67;
	Zereoue 4-50; Bettis 2-23;
	Edwards 2-16; Kreider
	2-13; Cushing 1-10; Shaw
RECEIVING	1-9; Tuman 1-3.

TEAM STATISTICS

	Patriots	Steelers
1st Downs	15 (4-11-0)	23 (4-14-5)
3rd Downs	6-17 (35%)	4-14 (29%)
4th Downs	0-1 (0%)	0-0 (0%)
Total Net Yards	259	306
Plays-Avg.	68-3.8	67-4.6
Rushing Yards	67	58
Att.-Avg.	25-2.7	22-2.6
Passing Yards	192	248
Sacked by Opp.	4-25	3-7
Att.-Comp.-Int.	39-22-0	42-24-3
Punts-Avg.	7-39.1	6-43.0
Penalties	12-87	3-25
Fumbles-Lost	0-0	2-1
Time of Poss.	30:55	29:05



Cleveland 33 Pittsburgh 36

2002 AFC WILD CARD (JAN. 5, 2003)



PITTSBURGH — The Steelers rallied from a 13-point, fourth-quarter deficit to defeat the Cleveland Browns, 36-33, in one of the most thrilling games in team history.

The Steelers overcame three early turnovers and several big plays by Cleveland to register the come-from-behind victory. Pittsburgh trailed 24-7 in the third quarter and 33-21 in the fourth before scoring two touchdowns in the final 3:06 to win.

The Browns led 14-0 after a touchdown run by RB William Green and a 32-yard TD pass by QB Kelly Holcomb to WR Dennis Norrutt.

Steelers' rookie WR Antwan Randle El muffed a punt earlier that set up a Browns' score, but he rebounded to return his next punt 66 yards for a touchdown to make the score, 14-7. It was the longest postseason punt return in Steelers' history and the first punt return for a touchdown in the postseason by a Steeler.

The Browns increased their lead to 24-7 on a 31-yard field goal by K Phil Dawson and a 15-yard touchdown pass.

Steelers QB Tommy Maddox, who threw for a team postseason-record 367 yards and three touchdowns, connected with WR Plaxico Burress for a six-yard touchdown pass with 3:50 left in the third quarter to close the score to 24-14.

A 22-yard touchdown pass by Holcomb increased Cleveland's lead to 33-21 after a failed two-point conversion attempt.

Maddox led Pittsburgh on a 10-play, 77-yard drive, capped off by a five-yard TD pass to WR Hines Ward to pull within five, 33-28.

Pittsburgh forced the Browns to punt and then drove 61 yards in 1:41, culminating with a three-yard touchdown run by RB Chris Fuamatu-Ma'afala. Randle El then completed a pass to Tuman for the two-point conversion to give the Steelers a 36-33 lead.

GAME SUMMARY

	1	2	3	4	F
Browns	7	10	7	9	33
STEELERS	0	7	7	22	36

TEAM	Q	TIME	PLAY	DRIVE	SCORE
CLE	1	13:44	Green 1 run (Dawson kick)	1:16	0-7
CLE	2	14:38	Northcutt 32 pass from Holcomb (Dawson kick)	1:32; 0:06	0-14
PIT	2	9:35	Randle El 66 punt return (Reed kick)	—; —	7-14
CLE	2	0:49	Dawson 31 FG	10:45; 4:24	7-17
CLE	3	12:11	Northcutt 15 pass from Holcomb (Dawson kick)	3:14; 0:49	7-24
PIT	3	3:50	Burress 6 pass from Maddox (Reed kick)	10:71; 3:45	14-24
CLE	4	14:52	Dawson 24 FG	8:64; 3:58	14-27
PIT	4	12:28	Tuman 3 pass from Maddox (Reed kick)	6:65; 2:24	21-27
CLE	4	10:17	Andre Davis 22 pass from Holcomb (pass failed)	5:61; 2:11	21-33
PIT	4	3:06	Ward 5 pass from Maddox (Reed kick)	10:77; 2:24	28-33
PIT	4	0:54	Fuamatu-Ma'afala 3 run (Randle El-Tuman pass)	6:61; 1:41	36-33

INDIVIDUAL STATISTICS

RUSHING	CLE — Green 25-30, 1 TD; Northcutt 1-5; Holcomb 2-3; PIT — Zereoue 13-73; Maddox 2-7; Fuamatu-Ma'afala 2-4, 1 TD; Ward 1-4; Randle El 1-3; Bettis 1- (-2).
	CLE — Holcomb 43-26-1, 429, 3 TD; Johnson 0-0-0, 0.
	PIT — Maddox 48-30-2, 367, 3 TD.
PASSING	CLE — Northcutt 6-92, 2 TD; White 5-45; Johnson 4-140; Campbell 3-31; Andre Davis 2-65, 1 TD; Morgan 2-30; Green 2-8; King 1-16; Sanders 1-2. PIT — Ward 11-104, 1 TD; Burress 6-100, 1 TD; Randle El 5-85; Mathis 3-40; Tuman 3-18, 1 TD; Fuamatu-Ma'afala 2-20.
RECEIVING	

TEAM STATISTICS

	Browns	Steelers
1st Downs	21 (2-18-1)	30 (3-24-3)
3rd Downs	8-17 (47%)	3-10 (30%)
4th Downs	0-0 (0%)	0-0 (0%)
Total Net Yards	447	432
Plays-Avg.	73-6.1	71-6.1
Rushing Yards	38	89
Att.-Avg.	28-1.4	20-4.5
Passing Yards	409	343
Sacked by Opp.	2-20	3-24
Att.-Comp.-Int.	43-26-1	48-30-2
Punts-Avg.	7-38.6	6-35.3
Penalties	9-75	4-35
Fumbles-Lost	0-0	1-1
Time of Poss.	33:02	26:58



Pittsburgh 31 Tennessee 34 (ot)

2002 AFC DIVISIONAL PLAYOFF (JAN. 11, 2003)



NASHVILLE — The Steelers lost a hard-fought game against the Tennessee Titans in overtime, 34-31.

The Titans jumped out to a 14-0 first-quarter lead, but the Steelers scored 20 straight points by early in the third quarter.

QB Tommy Maddox led Pittsburgh on an eight-play, 61-yard drive at the end of the second quarter and Reed's 39-yard field goal made the score 14-13 at the half.

On Tennessee's first play from scrimmage in the second half, Steelers NT Casey Hampton tackled George for a two-yard loss, forcing a fumble that was recovered by DE Aaron Smith. George received a concussion and did not return to the game.

Pittsburgh capitalized on the fumble when RB Amos Zereoue broke several tackles and raced 31 yards for a touchdown on the first play, which put it ahead 20-14.

Two Tennessee scores made it 28-20 before Maddox connected with Ward for a 21-yard touchdown pass in the fourth quarter to make the score 28-26. Ward tied the game with a pass to Plaxico Burress for the two-point conversion.

Reed's 40-yard field goal and a 42-yard kick by Tennessee K Joe Nedney made the score 31-31 in the fourth quarter. Nedney missed a 48-yard attempt at the end of regulation.

Tennessee got the ball in overtime and McInair completed two passes to WR Justin McCareins to put the Titans in field-goal position. Nedney missed a 31-yard attempt, but Steelers CB Dewayne Washington was flagged for running into the kicker. Nedney then converted a 26-yarder to give the Titans a 34-31 victory.

GAME SUMMARY

	1	2	3	4	OT	F
STEELERS	0	13	7	11	0	31
Titans	14	0	14	3	3	34

TEAM	Q	TIME	PLAY	DRIVE	SCORE
TEN	1	11:01	McNair 8 run (Nedney kick)	7:52; 3:19	0-7
TEN	1	0:17	George 1 run (Nedney kick)	16:76; 9:03	0-14
PIT	2	9:29	Ward 8 pass from Maddox (Reed kick)	2-8; 9:03	7-14
PIT	2	6:47	Reed 30 FG	5-47; 1:53	10-14
PIT	2	0:00	Reed 39 FG	8-61; 1:35	13-14
PIT	3	14:37	Zereoue 31 run (Reed kick)	1-31; 0:08	20-14
TEN	3	9:37	Wycheck 7 pass from McNair (Nedney kick)	8-63; 5:00	20-21
TEN	3	4:38	Kinney 2 pass from McNair (Nedney kick)	8-58; 4:04	20-28
PIT	4	10:09	Ward 21 pass from Maddox (Ward-Burress pass)	6-65; 2:07	28-28
PIT	4	8:30	Reed 40 FG	5-35; 1:24	31-28
TEN	4	5:40	Nedney 42 FG	7-34; 2:50	31-31
TEN	OT	12:45	Nedney 26 FG	5-61; 2:15	31-34

INDIVIDUAL STATISTICS

RUSHING	PIT — Zereoue 14-49, 1 TD; Randle El 1-11; Bettis 3-6; Ward 2-1. TEN — George 15-33, 1 TD; McNair 8-29, 1 TD; Mason 2-20; Holcombe 11-17.
	PIT — Maddox 41-21-1, 266, 2 TD; Randle El 1-0-0, 0.
	TEN — McNair 44-27-2, 338, 2 TD; O'Donnell 1-0-0, 0.
PASSING	PIT — Ward 7-82, 2 TD; Randle El 4-53, Mathis 3-40; Burress 2-62; Kreider 2-14; Zereoue 2-10; Fuamatu-Ma'afala 1-5. TEN — Wycheck 10-123, 1 TD; Bennett 7-85; Mason 5-47; McCareins 2-53; Kinney 2-20; Holcombe 1-10.
RECEIVING	

TEAM STATISTICS

	Steelers	Titans
1st Downs	21 (4-12-5)	29 (10-18-1)
3rd Downs	4-14 (29%)	12-18 (67%)
4th Downs	0-0 (0%)	1-1 (100%)
Total Net Yards	324	430
Plays-Avg.	63-5.1	82-5.2
Rushing Yards	67	99
Att.-Avg.	20-3.4	36-2.8
Passing Yards	257	331
Sacked by Opp.	1-9	1-7
Att.-Comp.-Int.	42-21-1	45-27-2
Punts-Avg.	6-31.8	4-28.8
Penalties	6-41	8-92
Fumbles-Lost	0-0	2-2
Time of Poss.	24:33	37:32



New York Jets 17 Pittsburgh 20 (ot)

2004 AFC DIVISIONAL PLAYOFF (JAN. 15, 2005)



PITTSBURGH — A 33-yard field goal by K Jeff Reed allowed the Steelers to pull out a thrilling, 20-17, overtime victory against the New York Jets at Heinz Field.

The Steelers nearly saw their Super Bowl dreams end twice in the fourth quarter, but Jets K Doug Brien missed field goals of 47 and 43 yards in the final 2:02, sending the game into overtime tied at 17-17.

Pittsburgh took a 3-0 lead in the first quarter on a 45-yard field goal by Reed. Steelers' SS Troy Polamalu intercepted Pennington's next pass and returned it 14 yards to the Jets 25-yard line, setting up a three-yard touchdown run by RB Jerome Bettis for a 10-0 Pittsburgh lead.

The Jets tied the game in the second quarter on a field goal (42) by Brien and a 75-yard punt return by Santana Moss.

The game remained tied until late in the third quarter when Steelers QB Ben Roethlisberger was intercepted by Jets SS Reggie Tongue, who returned the ball 86 yards for a touchdown and a 17-10 New York lead.

The Jets held the lead until Roethlisberger completed a four-yard shovel pass to WR Hines Ward, tying the game at 17-17, with six minutes left in regulation.

Brien missed a 47-yard field-goal attempt with 2:02 left in regulation, but Roethlisberger was intercepted by Jets CB David Barrett, who returned it 24 yards to the Pittsburgh 37. Brien, however, missed a 43-yard attempt at the end of regulation to send the game into overtime.

After the Jets were forced to punt on their first drive in overtime, Pittsburgh regained possession at their own 13-yard line and moved the ball 72 yards on 13 plays, to the New York 15-yard line. After a New York timeout, Reed booted his 33-yard field goal to win the game.

GAME SUMMARY

	1	2	3	4	OT	F
Jets	0	10	7	0	0	17
STEELERS	10	0	0	7	3	20

TEAM	Q	PLAY	DRIVE	SCORE
PIT	1	5:18	Reed 45 FG	7-37; 3:20 3-0
PIT	1	1:58	Bettis 3 run (Reed kick)	5-25; 2:18 10-0
NJY	2	10:33	Brien 42 FG	11-38; 6:25 10-3
NJY	2	3:00	Moss 75 punt return (Brien kick)	—; — 10-10
NJY	3	3:52	Tongue 86 interception return (Brien kick)	—; — 10-17
PIT	4	6:00	Ward 4 pass from Roethlisberger (Reed kick)	12-66; 6:41 17-17
PIT	5	3:56	Reed 33 FG	14-72; 8:19 20-17

INDIVIDUAL STATISTICS

RUSHING	NJY — Martin 19-77; Jordan 5-30; Pennington 2-3; Cutchery 1-0.
	PIT — Bettis 27-101, 1 TD; Staley 11-54; Roethlisberger 4-30; Haynes 1-8.
	PASSING NJY — Pennington 33-21-1, 182.
	PIT — Roethlisberger 30-17-2, 181, 1 TD.
RECEIVING	NJY — McCarreins 5-82; Moss 4-31; Martin 4-29; Sowell 3-11; Becht 2-15; Baker 2-8; Jordan 1-6.
	PIT — Ward 10-105, 1 TD; Burress 2-28; Mays 2-19; Bettis 1-21; Randle II 1-6; Haynes 1-2.

TEAM STATISTICS

	Jets	Steelers
1st Downs	17 (4-11-2)	23 (10-13-0)
3rd Downs	3-12 (25%)	8-15 (53%)
4th Downs	0-0 (0%)	0-0 (0%)
Total Net Yards	275	364
Plays-Avg.	63-4.4	74-4.9
Rushing Yards	110	193
Att.-Avg.	27-4.1	43-4.5
Passing Yards	165	171
Sacked by Opp.	3-17	1-10
Att.-Comp.-Int.	33-21-1	30-17-2
Punts-Avg.	6-38.5	5-39.6
Penalties	4-35	6-45
Fumbles-Lost	0-0	1-1
Time of Poss.	31:22	39:42



New England 41 Pittsburgh 27

2004 AFC CHAMPIONSHIP (JAN. 23, 2005)



PITTSBURGH — The Steelers dreams of advancing to the Super Bowl ended as they lost a disappointing 41-27 loss to New England in the AFC Championship Game at Heinz Field.

Three first-half Steelers turnovers were converted into 17 New England points as the Patriots jumped out to a 24-3 lead at halftime, despite controlling the ball for only 10:19.

Steelers rookie QB Ben Roethlisberger suffered his first career loss as a starter. His first pass of the game was intercepted by New England, setting up a 48-yard Adam Vinatieri field goal.

New England capitalized on its next possession when QB Tom Brady hit WR Deion Branch for a 60-yard touchdown score.

Pittsburgh cut the lead to 10-3 on a 43-yard field goal by K Jeff Reed. The Patriots extended their lead to 17-3 on a nine-yard TD pass to WR David Givens.

The Steelers were ready to answer on their next drive, moving the ball to the New England 19. But Roethlisberger's pass was picked off by S Rodney Harrison and returned 87 yards for a touchdown.

Steelers RB Jerome Bettis scored on a five-yard touchdown run to bring Pittsburgh within 24-10 in the third. On the next drive, though, the Patriots increased the lead to 31-10 on a 25-yard touchdown run by Corey Dillon.

A 30-yard touchdown pass to WR Hines Ward and a 20-yard field goal by Jeff Reed trimmed the lead to 31-17.

Vinatieri's 31-yard field goal and a 23-yard touchdown pass to Branch extended the Patriots lead to 41-20.

Pittsburgh scored its final touchdown on a seven-yard pass to Burress, but New England ran out the clock for the victory.

GAME SUMMARY

	1	2	3	4	F
Patriots	10	14	7	10	41
STEELERS	3	0	14	10	27

TEAM	Q	PLAY	DRIVE	SCORE
NE	1	11:20	Vinatieri 48 FG	5-18; 2:13 0-3
NE	1	6:49	Branch 60 pass from Brady (Vinatieri kick)	1-60; 0:09 0-10
PIT	1	1:22	Reed 43 FG	5-23; 2:10 3-10
NE	2	7:08	Givens 9 pass Brady (Vinatieri kick)	5-70; 2:52 3-17
NE	2	2:14	Harrison 87 interception return	—; — 3-24
PIT	3	10:54	Bettis 5 run (Reed kick)	5-56; 2:39 10-24
NE	3	7:27	Dillon 25 run (Vinatieri kick)	7-69; 3:27 10-31
PIT	3	2:35	Ward 30 pass from Roethlisberger (Reed kick)	10-60; 4:52 17-31
PIT	4	13:29	Reed 20 FG	6-53; 2:14 20-31
NE	4	8:03	Vinatieri 31 FG	10-49; 5:26 20-34
NE	4	2:23	Branch 23 run (Vinatieri kick)	10-55; 5:06 20-41
PIT	4	0:52	Burress 7 pass from Roethlisberger (Reed kick)	6-61; 1:31 27-41

INDIVIDUAL STATISTICS

RUSHING	NE — Dillon 24-73, 1 TD; Branch 2-37, 1 TD; Faulk 3-20, 1 TD; Brady 2-(-2); Givens 1-(-2).
	PIT — Bettis 17-64, 1 TD; Roethlisberger 5-45; Haynes 5-28; Staley 10-26.
	NE — Brady 21-14-0, 207, 2 TD.
	PIT — Roethlisberger 24-14-3, 226, 2 TD.
PASSING	NE — Givens 5-59, 1 TD; Branch 4-116, 1 TD; Brown 1-11; Fauria 1-9; Patten 1-8; Dillon 1-5; Graham 1-(-1). PIT — Ward 5-109, 1 TD; Randle II 3-52; Burress 3-37; Haynes 1-14; Tuman 1-8; Rasby 1-6.

TEAM STATISTICS

	Patriots	Steelers
1st Downs	18 (7-9-2)	19 (8-11-0)
3rd Downs	5-12 (42%)	4-12 (33%)
4th Downs	1-1 (100%)	1-2 (50%)
Total Net Yards	322	388
Plays-Avg.	55-5.9	62-6.3
Rushing Yards	126	163
Att.-Avg.	32-3.9	37-4.4
Passing Yards	196	225
Sacked by Opp.	2-11	1-1
Att.-Comp.-Int.	21-14-0	24-14-3
Punts-Avg.	4-40.3	3-43.0
Penalties	1-5	2-20
Fumbles-Lost	1-0	2-1
Time of Poss.	28:29	31:31



Pittsburgh 31

Cincinnati 17

2005 AFC WILD CARD (JAN. 8, 2006)



CINCINNATI — Pittsburgh scored 24 unanswered points to turn a 17-7 deficit into a 31-17 victory over Cincinnati in the AFC Wild Card Game at Paul Brown Stadium. The win marked the first road playoff victory for head coach Bill Cowher.

The Pittsburgh offense completed 346 total yards led by QB Ben Roethlisberger, who tossed three touchdowns and finished with a QB rating of 148.7. RB Jerome Bettis ran for 52 yards on 10 carries (5.2 avg.) and one touchdown. WR Cedrick Wilson caught three passes for 104 yards (34.7 avg.), with one touchdown.

The Steelers defense recorded four sacks and two interceptions while holding the Bengals to just 84 yards rushing. Cincinnati was dealt an early blow when starting QB Carson Palmer suffered a torn ACL on the first offensive play of the game. The Bengals jumped out to a 10-0 lead with a 23-yard field goal by K Shayne Graham and a 20-yard touchdown run by RB Rudi Johnson.

Pittsburgh got on the board when RB Willie Parker took a screen pass 19 yards for a touchdown, the first postseason touchdown catch by a Steelers' running back since Rocky Bleier in Super Bowl XIII (Jan. 21, 1979).

Backup QB Jon Kitna gave the Bengals another 10-point lead after he hit WR T.J. Houshmandzadeh for a seven-yard score.

Pittsburgh responded with four straight scores. Roethlisberger completed a five-yard touchdown pass to WR Hines Ward for the final score of the first half. Ward extended his streak to five consecutive postseason games with at least one touchdown and the Steelers trailed, 17-14, at halftime.

The Steelers scored on their opening drive of the second half with a five-yard touchdown run by Bettis to give Pittsburgh its first lead at 21-17. Pittsburgh extended its lead with a trick play. WR Antwan Randle El took a direct snap and ran to his right. He stopped and threw the ball across the field to Roethlisberger, who then threw a 43-yard touchdown strike to Wilson.

James Farrior ended the next Bengals' possession by intercepting a Kitna pass. The turnover led to a 21-yard field goal by K Jeff Reed to complete the scoring. SS Troy Polamalu also intercepted a Kitna pass.

GAME SUMMARY

	1	2	3	4	F
STEELERS	0	14	14	3	31
BENGALS	10	7	0	0	17

TEAM	Q	PLAY	DRIVE	SCORE
CIN	1	6:54	Graham 23 FG	9-84; 4:25 0-3
CIN	1	1:09	Johnson 20 run (Graham kick)	7-76; 3:26 0-10
PIT	2	13:11	Parker 19 pass from Roethlisberger (Reed kick)	8-60; 2:58 7-10
CIN	2	6:13	Houshmandzadeh 7 pass from Kitna (Graham kick) 14-57; 6:58	7-17
PIT	2	3:48	Ward 5 pass from Roethlisberger (Reed kick)	6-76; 2:25 14-17
PIT	3	5:12	Bettis 5 run (Reed kick)	8-66; 4:39 21-17
PIT	3	1:13	Wilson 43 pass from Roethlisberger (Reed kick)	3-50; 1:25 28-17
PIT	4	10:29	Reed 21 FG	6-37; 2:56 31-17

INDIVIDUAL STATISTICS

	STEELERS	BENGALS
RUSHING	PIT — Bettis 10-52, 1 TD; Haynes 3-46; Parker 16-38; Randle El 1-5; Roethlisberger 4-3. CIN — Johnson 13-56, 1 TD; Kitna 4-25; Perry 2-3; Larson 1-0.	1st Downs 19 (9-8-2) 19 (4-13-2)
	PIT — Roethlisberger 19-14-0, 208, 3 TDs; Bettis 1-0-0, 0; Randle El 1-0-0, 0.	3rd Downs 6-11 (55%) 9-16 (56%)
	CIN — Kitna 40-24-2, 197, 1 TD; Palmer 1-1-0, 66.	4th Downs 0-0 (0%) 0-1 (0%)
	PIT — Wilson 3-104, 1 TD; Parker 3-41, 1 TD; Miller 2-15; Randle El 2-15; Ward 2-10, 1 TD; Haynes 1-14; Tuman 1-9. CIN — Perry 6-11; Walter 5-73; C. Johnson 4-59; Houshmandzadeh 4-25, 1 TD; R. Johnson 2-14; Schobel 2-11; Henry 1-66; Kelly 1-4.	Total Net Yards 346 327
PASSING		Plays-Avg. 56-6.2 65-5.0
		Rushing Yards 144 84
		Rush Att.-Avg. 34-4.2 20-4.2
		Passing Yards 202 243
RECEIVING		Sacks 4-20 1-6
		Att.-Comp.-Int. 21-14-0 41-25-2
		Punts-Avg. 3-47.0 3-43.7
		Penalties 6-39 7-90
		Fumbles-Lost 0-0 2-0
		Time of Poss. 28:57 31:03



Pittsburgh 21

Indianapolis 18

2005 AFC DIVISIONAL PLAYOFF (JAN. 15, 2006)



INDIANAPOLIS — Pittsburgh advanced to its second straight AFC Championship Game with a dramatic 21-18 victory over the Indianapolis Colts at the RCA Dome. The win propelled the Steelers to their sixth appearance in the conference title game during Bill Cowher's 14 seasons as head coach for Pittsburgh and it also marked the first time a six seed advanced to the conference championship in league history.

Avening an earlier-season setback to the Colts, Pittsburgh came out of the gates on fire by scoring on a 10-play, 84-yard drive to open the game that culminated with a six-yard touchdown pass from QB Ben Roethlisberger to WR Antwan Randle El.

The Steelers upped their lead to 14-0 in the first quarter after Roethlisberger connected with rookie TE Heath Miller on a seven-yard score.

Pittsburgh's defense, which kept the high-scoring Indianapolis offense in check for most of the game, allowed just a field goal in the first half as they entered the half with a 14-3 advantage.

The Steelers stretched the lead to 21-3 with under two minutes remaining in the third quarter as RB Jerome Bettis dove in from one yard out. It was his eighth career postseason rushing touchdown and the fourth straight game with a rushing score.

Indianapolis finally posted a touchdown as Peyton Manning hit Dallas Clark for a 50-yard strike early in the fourth quarter, pulling the Colts to within 21-10.

Pittsburgh took over with eight minutes off the clock but came up empty on their next offensive drive. Indianapolis then used a three-yard rushing touchdown by Edgemin James and a successful two-point conversion to make the game 21-18 with 4:24 remaining.

After punting the ball back to the Colts with 2:31 left in the game, Pittsburgh's defense appeared to have sealed the victory by pressuring Indianapolis to minus-16 yards while giving the ball back to its offense on the two-yard line.

However, on the first play Bettis uncharacteristically fumbled and Nick Harper picked up the ball and darted to the Colts' 42-yard line before Roethlisberger made a shoestring tackle. Five plays later, Mike Vanderjagt's patented game-tying 46-yard field goal sailed wide right with 21 seconds remaining.

Pittsburgh posted five sacks on the day, including 2.5 by LB James Farrior. It limited the Colts to just 58 yards rushing.

Roethlisberger became the first quarterback in NFL history to reach the conference championship game in each of his first two seasons as he finished 14-of-24 for 197 yards and two touchdowns and one interception.

GAME SUMMARY

	1	2	3	4	F
STEELERS	14	0	7	0	21
COLTS	0	3	0	15	18

TEAM	Q	PLAY	DRIVE	SCORE
PIT	1	9:25	Randle El 6 pass from Roethlisberger (Reed kick) 10-84; 5:35	7-0
PIT	1	3:12	Miller 7 pass from Roethlisberger (Reed kick) 7-72; 2:53	14-0
IND	2	1:20	Vanderjagt 20 FG	15-96; 9:39 14-3
PIT	3	1:26	Bettis 1 run (Reed kick)	6-30; 3:21 21-3
IND	4	14:09	Clark 50 pass from Manning (Vanderjagt kick) 6-72; 2:17	21-10
IND	4	4:24	James 3 run (Manning to Wayne pass) 6-80; 1:39	21-18

INDIVIDUAL STATISTICS

RUSHING	PIT — Parker 17-59; Bettis 17-46, 1 TD; Haynes 2-8; Kreider 1-2; Roethlisberger 5-(-3). IND — James 13-56, 1 TD; Rhodes 1-2.
	PIT — Roethlisberger 24-14-1, 197, 2 TD.
	IND — Manning 38-22-1, 290, 1 TD.
	PIT — Ward 3-68; Miller 3-61, 1 TD; Randle El 3-30, 1 TD; Parker 3-19; Tuman 1-19; Haynes 1-0. IND — Wayne 7-97; James 5-26; Clark 4-84, 1 TD; Harrison 3-52; Fletcher 2-18; Stokley 1-13.
PASSING	
RECEIVING	

TEAM STATISTICS

	STEELERS	COLTS
1st Downs	21 (10-8-3)	15 (4-11-0)
3rd Downs	6-14 (43%)	3-13 (23%)
4th Downs	2-2 (100%)	1-2 (50%)
Total Net Yards	295	305
Plays-Avg.	68-4.3	57-5.4
Rushing Yards	112	58
Rush Att.-Avg.	42-2.7	14-4.1
Passing Yards	183	247
Sacks	5-43	2-14
Att.-Comp.-Int.	24-14-1	38-22-0
Punts-Avg.	5-41.6	6-45.3
Penalties	2-8	9-67
Fumbles-Lost	1-1	1-0
Time of Poss.	34:52	25:08



San Diego 24
Pittsburgh 35

2008 AFC DIVISIONAL PLAYOFF (JAN. 11, 2009)



PITTSBURGH — The Steelers advanced to their fourth AFC Championship Game in eight seasons as they defeated the San Diego Chargers 35-24 in an AFC Divisional contest at Heinz Field. Pittsburgh advanced to its 14th career AFC Championship Game with the win.

San Diego struck first on the opening possession of the game, covering 75 yards in only four plays, taking barely two minutes off the game clock. WR Vincent Jackson got behind Steelers' CB Ike Taylor and hauled in a 41-yard touchdown reception to give the Chargers a 7-0 lead.

Steelers' WR Antonio Holmes evened the score when he returned a punt 67 yards for a score. San Diego retook the lead, 10-7, courtesy of a 42-yard field goal by K Nate Kaeding.

RB Willie Parker gave the Steelers a 14-10 lead that they would never relinquish with 40 seconds remaining in the first half when he ran into the end zone around left end on a three-yard touchdown scamper.

The Steelers stretched that lead to 21-10 as they drove 77 yards in 13 plays, taking 7:56 off the clock with their opening possession of the third quarter. QB Ben Roethlisberger found TE Heath Miller on an eight-yard touchdown reception to cap the drive.

RB Gary Russell swelled the lead to 28-10 when he plunged across the goal-line from one-yard out in the beginning of the fourth quarter.

San Diego scored two touchdowns, a four-yard reception by WR Legedu Naanee and a 62-yard reception by RB Darren Sproles, sandwiched around a 16-yard touchdown run by Parker, his second score of the evening, to conclude the scoring in favor of the Steelers, 35-24.

Roethlisberger had a very efficient game, completing 17-of-26 passes for 181 yards with one touchdown and a passer rating of 98.4. He improved to 6-2 (.750 pct.) in the playoffs. Parker recorded his first career 100-yard rushing performance in the postseason with 146 yards on 27 attempts (5.4 avg.) with two touchdowns. WR Hines Ward had another big postseason performance with four receptions for 70 yards (17.5 avg.), including a long reception of 41 yards.

Defensively, the Steelers sacked Rivers four times, with LB LaMarr Woodley leading the charge with two sacks. LB James Harrison and DE Brett Keisel had the other two Steelers' sacks. LB Larry Foote had a third-quarter interception, the second of his postseason career.

GAME SUMMARY

	1	2	3	4	F
Chargers	7	3	0	14	24
STEELERS	7	7	7	14	35

TEAM	Q	TIME	PLAY	DRIVE	SCORE
SD	1	12:59	Jackson 41 pass from Rivers (Kaeding kick)	4-75; 2:01	0-7
PIT	1	7:41	Holmes 67 punt return (Reed kick)	—; —	7-7
SD	2	1:56	Kaeding 42 FG	7-20; 3:09	7-10
PIT	2	0:40	Parker 3 run (Reed kick)	7-66; 1:16	14-10
PIT	3	7:04	Miller 8 pass from Roethlisberger (Reed kick)	13-77; 7:56	21-10
PIT	4	12:52	Russell 1 run (Reed kick)	2-49; 0:49	28-10
SD	4	9:09	Naanee 4 pass from Rivers (Kaeding kick)	10-73; 3:43	28-17
PIT	4	4:11	Parker 16 run (Reed kick)	9-73; 4:58	35-17
SD	4	1:53	Sproles 62 pass from Rivers (Kaeding kick)	4-79; 0:50	35-24

INDIVIDUAL STATISTICS

RUSHING

SD — Sproles 11-15; Bennett 1-0. **PIT** — Parker 27-146, 2 TD; Moore 3-13; Holmes 2-7; Russell 4-5, 1 TD; Davis 1-0; Leftwich 4-(-2); Clark 1-(-4).

PASSING

SD — Rivers 35-21-1, 308, 3 TD.
PIT — Roethlisberger 26-17-0, 181, 1 TD; Leftwich 1-0-0, 0.

RECEIVING

SD — Sproles 5-91, 1 TD; Gates 5-59; Chambers 4-72; Jackson 2-49, 1 TD; Hester 2-13; Manumaleuna 1-14; Bennett 1-6; Naanee 1-4, 1 TD. **PIT** — Bell 5-28; Smith 4-61; Putzier 4-55; Anderson 3-11; Lelie 2-68, 1 TD.

TEAM STATISTICS

	Chargers	Steelers
1st Downs	15 (1-13-1)	22 (12-8-2)
3rd Downs	5-12 (42%)	6-14 (43%)
4th Downs	0-0 (0%)	0-2 (0%)
Total Net Yards	290	342
Plays-Avg.	51-5.7	70-4.9
Rushing Yards	15	165
Rush Att.-Avg.	12-1.3	42-3.9
Passing Yards	275	177
Att.-Comp.-Int.	35-21-1	27-17-0
Sacks By	1-4	4-33
Punts-Avg.	6-47.2	5-43.4
Penalties	8-104	7-44
Fumbles-Lost	1-1	0-0
Time of Poss.	23:30	36:30



Baltimore 14
Pittsburgh 23

2008 AFC CHAMPIONSHIP (JAN. 18, 2009)



PITTSBURGH — The Steelers put themselves in position to become the first NFL franchise to win six Vince Lombardi Trophies when they face the Arizona Cardinals in Super Bowl XLIII on February 1. Pittsburgh earned their second trip to the Super Bowl in four seasons by defeating the Baltimore Ravens 23-14 in the AFC Championship Game at Heinz Field.

Pittsburgh struck first following the opening kickoff, covering 50 yards in seven plays, the key play being a 45-yard pass from QB Ben Roethlisberger to WR Hines Ward. K Jeff Reed connected from 34 yards out to make it 3-0 in favor of Pittsburgh.

Reed would lead the Steelers to Pittsburgh lead to 6-0 when he nailed his second field goal, this time a 42-yarder, following an interception by Steelers' CB Deshaea Townsend.

The Steelers faced a third-and-nine situation from their own 36-yard line barely a minute into the second quarter when Roethlisberger and WR Antonio Holmes teamed up on a 65-yard scoring strike that put the Steelers ahead 13-0.

Baltimore got on the scoreboard with 2:40 remaining in the first half when RB Willis McGahee ran into the end zone from three yards out to cut the Pittsburgh lead to 13-7.

Reed converted his third field goal of the afternoon, a 46-yarder, with 3:38 left to play in the third quarter to increase the Steelers' lead to 16-7. McGahee's one-yard run with 9:29 to play in regulation allowed Baltimore to creep within two points of the lead, 16-14.

Steelers' S Troy Polamalu ended any thoughts Baltimore had of completing the comeback when he intercepted a QB Joe Flacco pass and took it 40 yards into the end zone to clinch a 23-14 Steelers' victory.

Roethlisberger led the Steelers offensively, completing 16-of-33 passes for 255 yards with one touchdown for a passer rating of 84.8. RB Willie Parker rushed 24 times for 47 yards (2.0 avg.). Holmes caught two passes for 70 yards (35.0 avg.) and one touchdown.

Defensively, the Steelers sacked Flacco three times, including two by LB LaMarr Woodley, his third consecutive postseason game with two sacks, and one by DE Aaron Smith. Along with Polamalu and Townsend, S Tyrone Carter had the Steelers' other interception. S Ryan Clark forced a fumble near the end of regulation which was recovered by LB Lawrence Timmons.

GAME SUMMARY

	1	2	3	4	F
Ravens	0	7	0	7	14
STEELERS	6	7	3	7	23

TEAM	Q	TIME	PLAY	DRIVE	SCORE
PIT	1	11:22	Reed 34 FG	7-50; 3:38	3-0
PIT	1	6:11	Reed 42 FG	7-11; 1:19	6-0
PIT	2	13:58	Holmes 65 pass from Roethlisberger (Reed kick)	3-66; 1:37	13-0
BAL	2	2:40	McGahee 3 run (Stover kick)	3-17; 0:57	13-7
PIT	3	3:38	Reed 46 FG	11-51; 5:29	16-7
BAL	4	9:29	McGahee 1 run (Stover kick)	6-58; 3:09	16-14
PIT	4	4:24	Polamalu 40 interception return (Reed kick)	—; —	23-14

INDIVIDUAL STATISTICS

BAL — McGahee 20-60, 2 TD; Clayton 1-16; McClain 1-3; Rice 1-2; Flacco 2-(-8).
PIT — Parker 24-47; Moore 1-6; Washington 1-1; Roethlisberger 2-(-2).
BAL — Flacco 30-13-3, 141.
PIT — Roethlisberger 33-16-0, 255, 1 TD.
BAL — Rice 3-43; Mason 3-41; Heap 3-26; Clayton 2-18; McGahee 2-13. **PIT** — Miller 3-62; Ward 3-55; Washington 3-21; Holmes 2-70, 1 TD; Sweet 2-20; Davis 1-20; Moore 1-9; Parker 1-(-2).

RUSHING

PASSING

RECEIVING

TEAM STATISTICS

	Ravens	Steelers
1st Downs	13 (5-6-2)	11 (1-9-1)
3rd Downs	3-13 (23%)	7-18 (39%)
4th Downs	0-1 (0%)	0-0 (0%)
Total Net Yards	198	275
Plays-Avg.	58-3.4	65-4.2
Rushing Yards	73	52
Rush Att.-Avg.	25-2.9	28-1.9
Passing Yards	125	223
Att.-Comp.-Int.	30-13-3	33-16-0
Sacks By	4-32	3-16
Punts-Avg.	7-40.9	7-37.7
Penalties	6-53	6-67
Fumbles-Lost	3-1	2-1
Time of Poss.	26:51	33:09



Baltimore 24 Pittsburgh 31

2010 AFC DIVISIONAL PLAYOFF (JAN. 15, 2011)



PITTSBURGH — Down 14 points at halftime, the Steelers rallied to score 24 second-half points to beat the Baltimore Ravens in the AFC Divisional Playoff Game. With the victory, Pittsburgh improved to 3-0 all-time against the Ravens in the postseason. The Steelers advanced to their 15th AFC Championship game since 1970 and for the fifth time since 2001.

The Steelers got off to a hot start as RB Rashard Mendenhall scored from one-yard out on the Steelers' first drive of the game. It was Mendenhall's first career postseason rushing touchdown. The Ravens responded with a 10-play drive that was capped off with a 14-yard touchdown run by RB Ray Rice.

The Ravens went up 14-7 when DE Cory Redding returned QB Ben Roethlisberger's fumble 13 yards for a touchdown. And following another Steelers' turnover, QB Joe Flacco found TE Todd Heap for a four-yard touchdown and a 21-7 Ravens' lead at halftime.

Early in the third quarter the Steelers defense took over the game, forcing turnovers on three consecutive Ravens' possessions. After a fumble by Rice, Roethlisberger found TE Heath Miller for a nine-yard score to cut the lead 21-14. S Ryan Clark then posted his first career postseason interception, picking off Flacco to set the Steelers up in Ravens' territory. Roethlisberger then found WR Hines Ward for an eight-yard touchdown and the game was tied 21-21. Roethlisberger finished the game with 226 yards passing with two touchdowns and no interceptions.

Another Ravens fumble led to K Shaun Suisham's 35-yard field goal, which gave the Steelers a 24-21 lead. But the Ravens tied the game on K Billy Cundiff's 24-yard field goal late in the fourth quarter. The Steelers took over with less than four minutes left in the game, and they faced a third-and-19 from their own 38-yard line. Roethlisberger found rookie WR Antonio Brown streaking down the sideline for a 58-yard completion to set up Mendenhall's game-winning one-yard touchdown run, his second of the game.

The Steelers defense limited the Ravens to just 126 yards, the second-lowest total in team postseason history. The defense had five sacks, including three by LB James Harrison, forced three turnovers and held the Ravens to just 28 yards in the second half.

GAME SUMMARY

	1	2	3	4	F
Ravens	14	7	0	3	24
STEELERS	7	0	14	10	31

TEAM	Q	TIME	PLAY	DRIVE	SCORE
PIT	1	6:18	Mendenhall 1 run (Suisham kick)	10-80; 6:04	7-0
BAL	1	1:20	Rice 14 run (Cundiff kick)	10-69; 4:58	7-7
BAL	1	0:53	Redding 13 fumble return (Cundiff kick)	—; —	7-14
BAL	2	5:43	Heap 4 pass from Flacco (Cundiff kick)	6-16; 3:02	7-21
PIT	3	9:11	Miller 9 pass from Roethlisberger (Suisham kick)	2-23; 0:53	14-21
PIT	3	1:21	Ward 8 pass from Roethlisberger (Suisham kick)	4-25; 2:17	21-21
PIT	4	12:15	Suisham 35 FG	8-6; 3:49	24-21
BAL	4	3:54	Cundiff 24 FG	5-23; 2:01	24-24
PIT	4	1:33	Mendenhall 2 run (Suisham kick)	11-65; 2:21	31-24

INDIVIDUAL STATISTICS

RUSHING	BAL — Rice 12-32, 1 TD; McGahee 4-4; Flacco 2-(-1). PIT — Mendenhall 20-46, 2 TD; Moore 2-12; Roethlisberger 6-11; Redman 1-4; Wallace 2-(-2).
	BAL — Flacco 30-16-1, 125, 1 TD.
	PIT — Roethlisberger 32-19-0, 226, 2 TD.
	BAL — Rice 7-32; Heap 3-43, 1 TD; Houshmandzadeh 3-38; McGahee 2-14; Boldin 1-(-2). PIT — Miller 5-39, 1 TD; Sanders 4-54; Brown 3-75; Ward 3-25, 1 TD; Wallace 3-20; Mendenhall 1-13.

TEAM STATISTICS

	Ravens	Steelers
1st Downs	12 (2-8-2)	21 (7-11-3)
3rd Downs	5-12 (42%)	7-14 (50%)
4th Downs	0-1 (0%)	1-1 (100%)
Total Net Yards	126	263
Plays-Avg.	53-2.4	69-3.8
Rushing Yards	35	71
Rush Att.-Avg.	18-1.9	31-2.3
Passing Yards	91	192
Att.-Comp.-Int.	30-16-1	32-19-0
Sacks By	6-34	5-34
Punts-Avg.	4-53.8	4-48.5
Penalties	6-74	9-93
Fumbles-Lost	2-2	2-2
Time of Poss.	25:32	34:28



New York Jets 19 Pittsburgh 24

2010 AFC CHAMPIONSHIP (JAN. 23, 2011)



PITTSBURGH — The Pittsburgh Steelers advanced to their eighth Super Bowl with a 24-19 victory over the New York Jets in the AFC Championship at Heinz Field. The eight trips to the Super Bowl are tied for the most in NFL history with the Dallas Cowboys, and the Steelers' eight wins in an AFC Championship Game are the most in conference history.

The Steelers grabbed a 7-0 lead on the opening drive of the game as RB Rashard Mendenhall capped off the 15-play drive with a one-yard rushing touchdown. Mendenhall finished with a game-high 121 yards rushing, which is the sixth-most in team postseason history.

K Shaun Suisham added to the Steelers' lead with his 20-yard field goal in the second quarter to make it 10-0, and with two minutes left in the half, QB Ben Roethlisberger scored on a two-yard touchdown run to give the Steelers a 17-0 lead. It was Roethlisberger's third career postseason rushing touchdown.

On the Jets' ensuing drive, CB Ike Taylor posted a sack and forced fumble, both career firsts in the postseason, and CB William Gay returned the fumble 19 yards to make it 24-0. It was Gay's first career postseason touchdown and the first defensive touchdown for Pittsburgh in the postseason since LB James Harrison's 100-yard interception return for touchdown in Super Bowl XLIII.

The Jets got on the board just prior to halftime when K Nick Folk connected from 42 yards out to trim the lead to 24-3. On the Jets' first drive of the second half, QB Mark Sanchez found WR Santonio Holmes for a 45-yard yard touchdown pass to cut the lead to 24-10. Following a goal-line stand by the Steelers' defense, Roethlisberger fumbled the first snap and was tackled in the end zone for a safety.

On the Jets' next drive, Sanchez found WR Jericho Cotchery for a four-yard touchdown to make it 24-19 with three minutes left in the game. The Steelers converted on two key third-downs on their ensuing drive, including the game-winning first down reception by WR Antonio Brown to seal their second AFC Championship in the last three seasons.

Pittsburgh improved to 5-1 in the postseason under Head Coach Mike Tomlin with the victory. Tomlin joined Hall of Famer Joe Gibbs as the only head coaches to reach two Super Bowls in their first four seasons as a head coach.

Rookie LB LaMarr Woodley posted a team-high two sacks as the Steelers held Jacksonville to just 239 yards of total offense.

GAME SUMMARY

	1	2	3	4	F
Jets	0	3	7	9	19
STEELERS	7	17	0	0	24

TEAM	Q	TIME	PLAY	DRIVE	SCORE
PIT	1	5:54	Mendenhall 1 run (Suisham kick)	15-66; 9:06	7-0
PIT	2	6:51	Suisham 20 FG	8-60; 3:41	10-0
PIT	2	2:00	Roethlisberger 2 run (Suisham kick)	7-66; 3:57	17-0
PIT	2	1:13	Gay 19 fumble return (Suisham kick)	—; —	24-0
NYJ	2	0:09	Folk 42 FG	7-44; 1:04	24-3
NYJ	3	12:13	Holmes 45 pass from Sanchez (Folk kick)	5-90; 2:47	24-10
NYJ	4	7:38	Safety (Roethlisberger tackled in end zone)	—; —	24-12
NYJ	4	3:06	Cotchery 4 pass from Sanchez (Folk kick)	10-58; 4:32	24-19

INDIVIDUAL STATISTICS

RUSHING	NYJ — Greene 9-52; Tomlinson 9-16; Sanchez 3-6; Cotchery 1-(-4). PIT — Mendenhall 27-121, 1 TD; Redman 4-27; Roethlisberger 11-21, 1 TD; Moore 1-(-3).
	NYJ — Sanchez 33-20-0, 233, 2 TD.
	PIT — Roethlisberger 19-10-2, 133.
	NYJ — Keller 8-64; Cotchery 5-33, 1 TD; Edwards 3-50; Holmes 2-61, 1 TD; Smith 2-25. PIT — Miller 2-38; Mendenhall 2-32; Ward 2-14; Sanders 1-20; Brown 1-14; Moore 1-9; Wallace 1-6.

TEAM STATISTICS

	Jets	Steelers
1st Downs	17 (2-12-3)	23 (10-9-4)
3rd Downs	5-14 (36%)	6-11 (55%)
4th Downs	2-3 (67%)	0-1 (0%)
Total Net Yards	289	287
Plays-Avg.	57-5.1	64-4.5
Rushing Yards	70	166
Rush Att.-Avg.	22-3.2	43-3.9
Passing Yards	219	121
Att.-Comp.-Int.	33-20-0	19-10-2
Sacks By	2-12	2-14
Punts-Avg.	4-36.5	1-38.0
Penalties	6-50	4-25
Fumbles-Lost	2-1	3-0
Time of Poss.	25:19	34:41



Pittsburgh 23 Denver 29 (ot)

2011 AFC WILD CARD (JAN. 8, 2012)



DENVER — QB Tim Tebow and WR Demaryius Thomas connected on an 80-yard touchdown on the first play in overtime to beat the Pittsburgh Steelers 29-23 in the AFC Wild Card Game. It was the fastest ending in NFL history for any overtime game.

The Steelers got off to a fast start, moving the football into Denver territory on their first two possessions. But they had to settle for two field goals. K Shaun Suisham connected on a 45-yarder to give the Steelers a 3-0 lead, and with less than a minute remaining in the first quarter, Suisham connected on a 38-yard field goal to put the Steelers up 6-0.

But the Broncos would score 20 unanswered points. Tebow found WR Eddie Royal for a 30-yard touchdown to give the Broncos a 7-6 lead. Tebow then scored on an eight-yard run less than three minutes later to give the Broncos a 14-6 lead. K Matt Prater connected on two field goals of 20 and 28 yards before halftime to give the Broncos a 20-6 lead going into the break.

The Steelers though would mount a comeback. WR Mike Wallace scored on a one-yard run midway through the third quarter to cut the lead 20-13. Prater added a 35-yard field goal to give the Broncos a 23-13 lead but the Steelers answered with another Suisham field goal.

Trailing 23-16, the Steelers defense forced RB Willis McGahee to fumble, giving QB Ben Roethlisberger a short field. Roethlisberger found WR Jerriroh Cotchery for a 31-yard touchdown to tie the game 23-23.

The Steelers had a chance to win the game in regulation, but Roethlisberger was sacked on two of the team's final three plays, forcing overtime. After Suisham's kickoff sailed through the uprights, the Broncos took over at their own 20-yard line. Tebow threw the touchdown to Thomas on the very next play.

Despite the loss, the Steelers held each Bronco running back to less than 100 yards rushing. The Steelers have not allowed a single running back to rush for more than 100 yards in 18-consecutive postseason games, the longest current streak in the NFL.

Roethlisberger became just the second player in team history to throw for more than 3,000 yards in the postseason.

GAME SUMMARY

	1	2	3	4	OT	F
STEELERS	6	0	7	10	0	23
Broncos	0	20	0	3	6	29

TEAM	Q	TIME	PLAY	DRIVE	SCORE
PIT	1	11:14	Suisham 45 yd. FG	8-53; 3:46	3-0
PIT	1	0:23	Suisham 38 yd. FG	12-47; 5:50	6-0
DEN	2	13:24	Royal 30 yd. pass from Tebow (Prater kick)	5-80; 1:59	6-7
DEN	2	10:36	Tebow 8 yd. run (Prater kick)	4-73; 2:18	6-14
DEN	2	7:30	Prater 20 yd. FG	4-16; 1:44	6-17
DEN	2	1:05	Prater 28 yd. FG	8-59; 4:04	6-20
PIT	3	4:29	Wallace 1 yd. run (Suisham kick)	11-87; 5:56	13-20
DEN	4	13:10	Prater 35 yd. FG	12-63; 6:19	13-23
PIT	4	9:59	Suisham 37 yd. FG	7-61; 3:11	16-23
PIT	4	3:48	Cotchery 31 yd. pass from Roethlisberger (Suisham kick)	7-55; 3:47	23-23
DEN	5	14:49	Thomas 80 yd. pass from Tebow	1-80; 0:11	23-29

INDIVIDUAL STATISTICS

RUSHING

PIT — Redman 17-121;
Brown 1-18; Roethlisberger
3-15; Clay 1-1; Wallace
1-1, 1 TD. **DEN** — McGahee
19-61; Tebow 10-50, 1 TD;
Ball 4-11; Decker 1-9.

PASSING

PIT — Roethlisberger 40-
22-1, 289, 1 TD.
DEN — Tebow 21-10-0,
316, 2 TD.

RECEIVING

PIT — Sanders 6-81;
Brown 5-70; Miller 5-60;
Wallace 3-26; Redman
2-21; Cotchery 1-31, 1 TD.
DEN — Thomas 4-204, 1 TD;
Royal 3-49, 1 TD; Fells 2-57;
Ball 1-6.

TEAM STATISTICS

	Steelers	Broncos
1st Downs	21 (9-11-1)	18 (6-9-3)
3rd Downs	7-16 (44%)	3-10 (30%)
4th Downs	0-1 (0%)	0-0 (0%)
Total Net Yards	400	447
Plays-Avg.	68-5.9	55-8.1
Rushing Yards	156	131
Rush Att.-Avg.	23-6.8	34-3.9
Passing Yards	289	316
Sacks	0-0	5-45
Att.-Comp.-Int.	40-22-1	21-10-0
Punts-Avg.	4-46.0	4-41.0
Penalties	6-61	5-30
Fumbles-Lost	2-0	2-1
Time of Poss.	31:06	29:05



Baltimore 30 Pittsburgh 17

2014 AFC WILD CARD (JAN. 3, 2015)



PITTSBURGH — QB Joe Flacco's 21-yard touchdown pass to TE Crockett Gilmore midway through the fourth quarter sealed the victory for Baltimore in the AFC Wild Card Game at Heinz Field.

Pittsburgh moved the ball well in the first half but only managed to come away with three field goals by K Shaun Suisham (45, 22 and 47). Baltimore RB Bernard Pierce scored on a five-yard run and K Justin Tucker connected on a 28-yard field goal to give Baltimore its 10 points of the first half, and the Ravens led 10-9 at the break.

Tucker connected with 45 yards early in the third quarter to put Baltimore up 13-9. Flacco threw an 11-yard touchdown pass to WR Torrey Smith midway through the third quarter to give the Ravens a 20-9 advantage.

The Steelers got a splash play from their defense early in the fourth quarter when rookie DE Stephon Tuitt recovered a Ravens' fumble. QB Ben Roethlisberger then connected with WR Antonio Brown for a 44-yard gain and rookie WR Martavis Bryant for a six-yard touchdown to cut the lead to 20-15.

Baltimore responded with a 52-yard field goal by Tucker to increase the Ravens' lead to 23-15. On the Steelers' ensuing drive, Roethlisberger was picked off by LB Terrell Suggs. On Baltimore's next play, Flacco hit Gilmore for the game-deciding touchdown.

The Steelers tried to rally but Roethlisberger was picked off in the end zone. A blocked punt for a safety by S Shamarko Thomas cut the Ravens' lead to 30-17.

Trailing by 13, Pittsburgh took over with less than two minutes remaining. TE Heath Miller fumbled and the Ravens secured the football and took over at the Pittsburgh 38-yard line. Baltimore then went into its victory formation.

RB Le'Veon Bell, the team's MVP, wasn't able to suit up due to a knee injury.

GAME SUMMARY

	1	2	3	4	F
Ravens	0	10	10	10	30
STEELERS	3	6	0	8	17

TEAM	Q	TIME	PLAY	DRIVE	SCORE
PIT	1	1:29	Suisham 45 yd. FG	9-33; 5:36	3-0
BAL	2	12:28	Pierce 5 yd. run (Tucker kick)	8-80; 4:01	3-7
PIT	2	5:40	Suisham 22 yd. FG	12-82; 6:48	6-7
BAL	2	2:41	Tucker 28 yd. FG	10-70; 2:59	6-10
PIT	2	0:37	Suisham 47 yd. FG	9-53; 2:04	9-10
BAL	3	10:06	Tucker 45 yd. FG	9-57; 4:54	9-13
BAL	3	4:13	T. Smith 11 yd. pass from Flacco (Tucker kick)	6-69; 3:25	9-20
PIT	4	11:01	Bryant 6 yd. pass from Roethlisberger (Pass failed)	2-45; 0:50	15-20
BAL	4	8:47	Tucker 52 yd. FG	7-29; 2:14	15-23
BAL	4	7:56	Gilmore 21 yd. pass from Flacco (Tucker kick)	1-21; 0:07	15-30
PIT	4	1:56	Punt blocked by S. Thomas out of end zone for safety		17-30

INDIVIDUAL STATISTICS

BAL — Forsett 16-40; Flacco
8-8; Pierce 1-5, 1 TD. **PIT**
— Harris 9-25; Tate 5-19;
Roethlisberger 2-16; Bryant
1-6; Johnson 1-3; Archer
1-(-1).

RUSHING

BAL — Flacco 29-18-0,
259, 2 TD.

PASSING

PIT — Roethlisberger 45-
31-2, 334, 1 TD; Gradkowski
3-2-0, 22.

RECEIVING

BAL — Smith Sr. 5-101;
Daniels 4-70; T. Smith 2-28,
1 TD; Juszczyk 2-16; Gilmore
1-21, 1 TD; Brown 1-9;
Forsett 1-7; Aiken 1-4; Jones
1-3. **PIT** — Brown 9-117;
Miller 6-76; Wheaton 5-66;
Bryant 5-61, 1 TD; Archer
3-15; Tate 2-9; Harris 2-6;
Heyward-Bey 1-6.

TEAM STATISTICS

	Ravens	Steelers
1st Downs	19	22
3rd Downs	4-11 (36%)	5-16 (31%)
4th Downs	1-1 (100%)	2-3 (67%)
Total Net Yards	299	387
Plays-Avg.	55-5.4	72-5.4
Rushing Yards	53	68
Rush Att.-Avg.	25-2.1	19-3.6
Passing Yards	246	319
Att.-Comp.-Int.	29-18-0	34-28-3
Sacks By	5-37	1-13
Punts-Avg.	2-24.5	3-38.3
Penalties	2-14	8-114
Fumbles-Lost	2-1	2-1
Time of Poss.	23:43	35:17



Pittsburgh 18
Cincinnati 16

2015 AFC WILD CARD (JAN. 9, 2016)



CINCINNATI — K Chris Boswell connected on a game-winning 35-yard field goal with 14 seconds remaining in the game to beat the Bengals, 18-16, in the AFC Wild Card Game at Paul Brown Stadium.

Pittsburgh led 15-0 after three quarters, thanks to three Boswell field goals and a 10-yard touchdown pass from QB Ben Roethlisberger to WR Martavius Bryant.

The Steelers defense also forced three turnovers (one interception and two fumbles) in the first three quarters to help give Pittsburgh the 15-point advantage.

On the final play of the third quarter, Roethlisberger injured his shoulder, and he was taken to the locker room to be evaluated. On Cincinnati's ensuing possession, RB Jeremy Hill scored on a one-yard run to cut the lead to 15-7.

After a Steelers' punt, the Bengals marched into Steelers' territory where K Mike Nugent made a 36-yard field goal to cut Pittsburgh's lead to 15-10.

Shortly after the two-minute warning, Cincinnati took a 16-15 lead when QB AJ McCarron threw a 25-yard touchdown pass to WR A.J. Green. On Pittsburgh's ensuing drive, QB Landry Jones, filling in for Roethlisberger, was picked off by LB Vontaze Burfitt.

LB Ryan Shazier though would force a fumble on Hill, which was recovered by CB Ross Cockrell, giving the Steelers one more chance. Roethlisberger came back into the game and led the team on a nine-play, 74-yard drive that was capped off by Boswell's game-winning 35-yarder.

GAME SUMMARY

	1	2	3	4	F
STEELERS	0	6	9	3	18
BENGALS	0	0	0	16	16

TEAM	Q	TIME	PLAY	DRIVE	SCORE
PIT	2	2:27	Boswell 39 yd. FG	6-20; 2:30	3-0
PIT	2	0:33	Boswell 30 yd. FG	9-63; 1:16	6-0
PIT	3	10:09	Boswell 34 yd. FG	5-47; 2:04	9-0
PIT	3	5:02	Bryant 10 yd. pass from Roethlisberger (Pass failed)6-82; 3:29		15-0
CIN	4	13:57	Hill 1 yd. run (Nugent kick)	3-46; 0:50	15-7
CIN	4	5:12	Nugent 36 yd. FG	13-70; 5:59	15-10
CIN	4	1:50	Green 25 yd. pass from McCarron (Run failed)	7-45; 1:38	15-16
CIN	4	0:14	Green 25 yd. pass from McCarron (Run failed)	9-74; 1:09	18-16

INDIVIDUAL STATISTICS

RUSHING	PIT — Toddman 11-65; Toussaint 17-58; Bryant 1-44. CIN — Hill 12-50, 1 TD; Bernard 6-28; McCarron 5-9; Burkhead 1-4.
	PIT — Roethlisberger 31-18-0, 229, 1 TD; Jones 5-2-1, 11.
	CIN — McCarron 41-23-1, 212, 1 TD.
	PIT — Brown 7-119; Bryant 5-29, 1 TD; Toussaint 4-60; Wheaton 2-23; Miller 2-9. CIN — Green 5-71, 1 TD; Eflert 5-58; Jones 4-32; Hill 3-27; Sanu 3-17; Bernard 2-2; Burkhead 1-5.

TEAM STATISTICS

	Steelers	Bengals
1st Downs	21	19
3rd Downs	2-13 (15%)	5-15 (33%)
4th Downs	1-1 (100%)	1-1 (100%)
Total Net Yards	369	279
Plays-Avg.	69-5.3	68-4.1
Rushing Yards	167	91
Rush Att.-Avg.	29-5.8	24-3.8
Passing Yards	202	188
Att.-Comp.-Int.	36-20-1	41-23-1
Sacks By	3-24	4-38
Punts-Avg.	7-41.9	6-42.5
Penalties	10-142	8-79
Fumbles-Lost	2-1	5-3
Time of Poss.	30:37	29:23



Pittsburgh 16
Denver 23

2015 AFC DIVISIONAL PLAYOFF (JAN. 17, 2016)



DENVER — The Broncos beat the Steelers 23-16 in the 2015 AFC Divisional Playoff at Sports Authority Field at Mile High.

Denver K Brandon McManus connected on two first quarter field goals to give the Broncos an early 6-0 lead. Pittsburgh took a 7-6 lead late in the first quarter on RB Fitzgerald Toussaint's one-yard touchdown run.

K Chris Boswell made a 43-yard field goal early in the second quarter to extend the Steelers' lead to 10-6. McManus' 51-yard field goal as time expired in the first half cut Pittsburgh's lead to 10-9 at the break.

Teams exchanged field goals in the third quarter, and the Steelers led 13-12 heading into the final period. Pittsburgh traveled to Denver's 34-yard line early in the fourth quarter, but CB Bradley Roby forced a fumble on Toussaint that was recovered by DE DeMarcus Ware.

QB Peyton Manning then led Denver on a 13-play drive that was capped off by RB C.J. Anderson's one-yard run. After a successful two-point conversion, Denver led 20-13.

The Broncos held the Steelers on fourth down. McManus made a 45-yard field goal to extend Denver's lead to 23-13. Boswell made a 47-yard field goal with 19 seconds remaining in the game to cut the lead to 23-16 but Pittsburgh's onside kick attempt was recovered by Denver, ending the game.

GAME SUMMARY

	1	2	3	4	F
STEELERS	7	3	3	3	16
BRONCOS	6	3	3	11	23

TEAM	Q	TIME	PLAY	DRIVE	SCORE
DEN	1	11:21	McManus 28 yd. FG	5-20; 1:57	0-3
DEN	1	3:40	McManus 41 yd. FG	4-8; 1:26	0-6
PIT	1	1:22	Toussaint 1 yd. run (Boswell kick)	5-80; 2:18	7-6
PIT	2	10:19	Boswell 43 yd. FG	7-60; 3:53	10-6
DEN	2	0:00	McManus 51 yd. FG	11-62; 3:14	10-9
PIT	3	9:32	Boswell 28 yd. FG	8-69; 2:19	13-9
DEN	3	2:45	McManus 41 yd. FG	7-30; 3:08	13-12
DEN	4	3:00	Anderson 1 yd. run (Pass to Thomas)	13-65; 6:52	13-20
DEN	4	0:53	McManus 45 yd. FG	4-3; 0:56	13-23
PIT	4	0:19	Boswell 47 yd. FG	4-51; 0:34	16-23

INDIVIDUAL STATISTICS

RUSHING	PIT — Bryant 2-40; Toussaint 12-39, 1 TD; Toddman 5-6. DEN — Anderson 15-72, 1 TD; Hillman 16-38; Manning 2-(-1).
	PIT — Roethlisberger 37-24-0, 339.
	DEN — Manning 37-21-0, 222.
	PIT — Bryant 9-154; Wheaton 5-30; Toussaint 3-2; Heyward-Bey 2-64; Coates 2-61; James 1-22; Miller 1-5; Spaeth 1-1.

PASSING	PIT — Roethlisberger 37-24-0, 339.
	DEN — Manning 37-21-0, 222.
	PIT — Bryant 9-154; Wheaton 5-30; Toussaint 3-2; Heyward-Bey 2-64; Coates 2-61; James 1-22; Miller 1-5; Spaeth 1-1.
	DEN — Sanders 5-85; Thomas 4-40; Fowler 2-35; Latimer 2-18; Green 2-14; Anderson 2-11; Daniels 2-10; Norwood 1-10; Caldwell 1-(-1).

RECEIVING

TEAM STATISTICS

	Steelers	Broncos
1st Downs	16	19
3rd Downs	2-12 (17%)	3-15 (20%)
4th Downs	0-2 (0%)	0-1 (0%)
Total Net Yards	396	324
Plays-Avg.	59-6.7	71-4.6
Rushing Yards	85	109
Rush Att.-Avg.	19-4.5	33-3.3
Passing Yards	311	215
Att.-Comp.-Int.	37-24-0	37-21-0
Sacks By	1-7	3-28
Punts-Avg.	6-39.7	6-47.0
Penalties	5-38	4-49
Fumbles-Lost	2-1	1-0
Time of Poss.	28:27	31:33



Miami 12 Pittsburgh 30

2016 AFC WILD CARD (JAN. 8, 2017)



PITTSBURGH — RB Le'Veon Bell set the team's single-game postseason rushing record as he recorded 167 yards, helping lift the Steelers to a 30-12 victory over the Miami Dolphins in the AFC Wild Card Game.

Pittsburgh raced to an early lead thanks to two touchdown passes from QB Ben Roethlisberger to WR Antonio Brown. The two connected on a 50-yard score and then on a 62-yard score to give the Steelers a 14-0 lead midway through the first quarter. K Dustin Franks got the Dolphins on the board late in the first quarter.

Early in the second quarter, Bell scored on a one-yard run to give Pittsburgh a 20-3 lead. Franks made a 47-yard field goal late in the second quarter, and the Steelers led 20-6 at the break.

The Steelers scored 10 points in the third quarter to seal the victory. K Chris Boswell made a 34-yard field goal, and Bell scored his second rushing touchdown of the game to make it 30-6. Miami got a late touchdown on QB Mat Moore's four-yard touchdown to RB Damien Williams.

Pittsburgh's defense forced three turnovers and recorded 5.0 sacks, which are tied for the most sacks in team history in a single game since sacks became an official statistic in 1982.

GAME SUMMARY

	1	2	3	4	F
Dolphins	3	3	0	6	12
STEELERS	14	6	10	0	30

TEAM	Q	TIME	PLAY	DRIVE	SCORE
PIT	1	12:15	Brown 50 yd. pass from Roethlisberger (Boswell kick) 5-85; 2:45	7-0	
PIT	1	6:50	Brown 62 yd. pass from Roethlisberger (Boswell kick) 6-90; 3:10	14-0	
MIA	1	3:06	Franks 38 yd. FG	7-39; 3:44	14-3
PIT	2	12:39	Bell 1 yd. run (Missed PAT)	10-83; 5:27	20-3
MIA	2	4:52	Franks 47 yd. FG	12-39; 7:47	20-6
PIT	3	6:32	Boswell 34 yd. FG	8-43; 4:16	23-6
PIT	3	2:05	Bell 8 yd. run (Boswell kick)	7-25; 4:18	30-6
MIA	4	5:57	Williams 4 yd. pass from Moore (Pass failed)	9-70; 4:20	30-12

INDIVIDUAL STATISTICS

RUSHING	MIA — Ajayi 16-33; Williams 3-14; Thomas 1-3; Moore 1-2. PIT — Bell 29-167, 2 TD; Roethlisberger 4-10; D. Williams 2-2.
	MIA — Moore 36-29-1, 289, 1 TD.
	PIT — Roethlisberger 18-13-2, 197, 2 TD.
PASSING	MIA — Landry 11-102; Stills 5-82; Sims 5-34; Parker 4-55; Ajayi 3-12; Williams 1-4, 1 TD. PIT — Brown 5-124, 2 TD; Ayers 2-21; Bell 2-7; Rogers 1-19; Heyward-Bey 1-10; Hamilton 1-10; James 1-6.
RECEIVING	

TEAM STATISTICS

	Dolphins	Steelers
1st Downs	18 (1-16-1)	19 (9-7-3)
3rd Downs	6-14 (43%)	4-9 (44%)
4th Downs	2-4 (50%)	0-0 (0%)
Total Net Yards	305	367
Plays-Avg.	62-4.9	54-6.8
Rushing Yards	52	179
Rush Att.-Avg.	21-2.5	35-5.1
Net Passing	253	188
Att.-Comp.-Int.	36-29-1	18-13-2
Sacks By	1-9	5-36
Punts-Avg.	2-51.0	2-39.5
Penalties	6-64	6-60
Fumbles-Lost	3-2	0-0
Time of Poss.	32:02	27:58



Pittsburgh 18 Kansas City 16

2016 AFC DIVISIONAL PLAYOFF (JAN. 15, 2017)



KANSAS CITY — K Chris Boswell made an NFL single-game postseason record six field goals, and RB Le'Veon Bell set the team's single postseason game rushing record, recording 170 yards, as they helped lift the Steelers to an 18-16 victory over the Kansas City Chiefs at Arrowhead Stadium.

Boswell's 22-yard field goal gave Pittsburgh the early 3-0 lead. Kansas City took its only lead of the game on QB Alex Smith's five yard touchdown pass to WR Albert Wilson.

Boswell made three field goals, 38 yards, 36 yards and 45 yards, to give Pittsburgh a 12-7 lead at halftime. Boswell's 43-yard field goal early in the third quarter increased Pittsburgh's lead to 15-7.

K Cairo Santos connected on a 43-yard field goal late in the third quarter to cut the Steelers' lead to 15-10. Boswell's final field goal of the game gave the Steelers an eight-point advantage, 18-10, early in the fourth quarter.

With less than three minutes remaining in the game, Chiefs' RB Spencer Ware scored on a one-yard run. Pittsburgh's defense stopped the Chiefs' two point try.

QB Ben Roethlisberger's first-down completion to WR Antonio Brown after the two-minute warning, sealed the victory for Pittsburgh.

GAME SUMMARY

	1	2	3	4	F
STEELERS	6	6	3	3	18
Kansas City	7	0	3	6	16

TEAM	Q	TIME	PLAY	DRIVE	SCORE
PIT	1	9:38	Boswell 22 yd. FG	11-66; 5:22	3-0
KC	1	6:09	Wilson 5 yd. pass from Smith (Santos kick)	6-55; 3:29	3-7
PIT	1	3:51	Boswell 38 yd. FG	7-55; 2:18	6-7
PIT	2	9:18	Boswell 36 yd. FG	14-53; 6:30	9-7
PIT	2	0:55	Boswell 45 yd. FG	9-28; 4:08	12-7
PIT	3	10:06	Boswell 43 yd. FG	7-49; 3:42	15-7
KC	3	0:10	Santos 48 yd. FG	7-16; 2:50	15-10
PIT	4	9:49	Boswell 43 yd. FG	10-45; 5:21	18-10
KC	4	2:43	Ware 1 yd. run (Pass failed)	13-75; 7:06	18-16

INDIVIDUAL STATISTICS

RUSHING	PIT — Bell 30-170; Roethlisberger 4-1. KC — Ware 8-35, 1 TD; Hill 3-18; Smith 2-9; West 1-(-1).
	PIT — Roethlisberger 30-21-1, 224.
	KC — Smith 34-20-1, 172, 1 TD.
PASSING	PIT — Brown 6-108; James 5-83; Rogers 5-27; Bell 2-(-4); Ayers 1-6; Hamilton 1-4.
	KC — Kelce 5-77; Hill 4-77; Maclin 2-28; Conley 2-19; West 2-14; Wilson 2-3, 1 TD; Ware 2-1; Sherman 1-3.
RECEIVING	

TEAM STATISTICS

	Steelers	Chiefs
1st Downs	20 (10-10-0)	16 (4-9-3)
3rd Downs	7-15 (47%)	2-9 (22%)
4th Downs	0-0 (0%)	2-2 (0%)
Total Net Yards	389	227
Plays-Avg.	66-5.9	49-4.6
Rushing Yards	171	61
Rush Att.-Avg.	34-5.0	14-4.4
Net Passing	218	166
Att.-Comp.-Int.	31-20-1	34-20-1
Sacks By	1-6	1-6
Punts-Avg.	1-35.0	4-45.8
Penalties	4-53	6-60
Fumbles-Lost	0-0	1-1
Time of Poss.	34:13	25:47



Pittsburgh 17
New England 26

2016 AFC CHAMPIONSHIP (JAN. 22, 2017)



FOXBOROUGH — QB Tom Brady threw for 384 yards with three touchdowns to help lift the Patriots to a 36-17 victory over the Steelers in the AFC Championship Game.

New England led 10-0 at the end of the first quarter. K Stephen Gostkowski made a 31-yard field goal on the Patriots' opening drive, and Brady threw a 16-yard touchdown to WR Chris Hogan.

Early in the second quarter, RB DeAngelo Williams scored on a five-yard run to cut the lead to 10-6. But it would be the closest Pittsburgh would get the rest of the game.

Midway through the second quarter, Brady connected with Hogan again, this time for a 34-yard touchdown. K Chris Boswell made a 23-yard field goal late in the second quarter. New England led 17-9 at halftime.

The Patriots scored 19 unanswered points to put the game out of reach. Gostkowski made a 47-yard field goal. RB LeGarrette Blount scored on a one-yard run. Brady threw a 10-yard touchdown pass to WR Julian Edelman. And Gostkowski connected on a 26-yard field goal.

Pittsburgh's final points of the game came on a 30-yard touchdown pass from QB Ben Roethlisberger to WR Cobi Hamilton.

GAME SUMMARY

	1	2	3	4	F
STEELERS (13-6)	0	9	0	8	17
Patriots (16-2)	10	7	16	3	36

TEAM	Q	TIME	PLAY	DRIVE	SCORE
NE	1	13:08	Gostkowski 31 yd. FG	6-62; 1:52	0-3
NE	1	2:47	Hogan 16 yd. pass from Brady (Gostkowski kick)	11-80; 4:36	0-10
PIT	2	11:31	D. Williams 5 yd. run (Kick failed)	13-84; 6:16	6-10
NE	2	7:43	Hogan 34 yd. pass from Brady (Gostkowski kick)	9-82; 3:48	6-17
PIT	2	1:39	Boswell 23 yd. FG	15-70; 6:04	9-17
NE	3	9:59	Gostkowski 47 yd. FG	9-55; 3:11	9-20
NE	3	2:44	Blount 1 yd. run (Gostkowski kick)	8-88; 3:52	9-27
NE	3	1:35	Edelman 10 yd. pass from Brady (Kick failed)	4-28; 1:01	9-33
NE	4	6:24	Gostkowski 26 yd. FG	8-24; 3:50	9-36
PIT	4	3:36	Hamilton 30 yd. pass from Roethlisberger (Pass to D. Williams)	9-75; 2:48	17-36

INDIVIDUAL STATISTICS

RUSHING	PIT — D. Williams 14-34, 1 TD; Bell 6-20. NE — Blount 16-47, 1 TD; Lewis 6-11; White 1-0; Brady 4-(-1).
	PIT — Roethlisberger 47-31-1, 314, 1 TD.
	NE — Brady 42-32-0, 384, 3 TD.
PASSING	PIT — Brown 7-77; Rogers 7-66; D. Williams 7-51; James 5-48; Hamilton 2-37, 1 TD; Coates 2-34; Johnson 1-1. NE — Hogan 9-180, 2 TD; Edelman 8-118, 1 TD; Bennett 5-32; White 3-8; Amendola 2-12; Lewis 2-8; Develin 1-13; Blount 1-8; Mitchell 1-5.
RECEIVING	

TEAM STATISTICS

	Steelers	Patriots
1st Downs	22 (3-18-1)	26 (8-17-1)
3rd Downs	9-15 (60%)	11-17 (65%)
4th Downs	0-1 (0%)	0-0 (0%)
Total Net Yards	368	431
Plays-Avg.	67-5.5	71-6.1
Rushing Yards	54	57
Rush Att.-Avg.	20-2.7	27-2.1
Net Passing	314	374
Att.-Comp.-Int.	47-31-1	42-32-0
Sacks By	2-10	0-0
Punts-Avg.	4-38.5	2-48.5
Penalties	3-19	2-10
Fumbles-Lost	1-1	0-0
Time of Poss.	28:34	31:26



Jacksonville 45
Pittsburgh 42

2017 AFC DIVISIONAL PLAYOFF (JAN. 14, 2018)



PITTSBURGH — The Steelers were unable to overcome a 21-point deficit in their 45-42 AFC Divisional Playoff loss to the Jacksonville Jaguars at Heinz Field.

Three straight rushing touchdowns gave Jacksonville a 21-0 lead early in the second quarter. Pittsburgh rallied with a 23-yard touchdown pass from QB Ben Roethlisberger to WR Antonio Brown, but a Steelers' fumble recovered by Jacksonville and returned for a touchdown on the following Pittsburgh drive allowed the Jaguars to maintain their 21-point lead.

The Steelers responded with 14 straight points off of Roethlisberger touchdown passes, first to WR Martavis Bryant, then to RB Le'Veon Bell.

Each team added seven more points early in the fourth quarter, Jacksonville with a touchdown run from RB Leonard Fournette and Pittsburgh with a second touchdown reception from Brown.

With less than five minutes remaining, Jaguars QB Blake Bortles connected with FB Tommy Bohanon on a 14-yard touchdown pass. The Steelers cut their deficit back to seven with an 8-yard touchdown run by Bell.

With just 1:45 remaining, Jacksonville K Josh Lambo converted a 45-yard field goal that increased the score to 45-42.

Roethlisberger recorded his fifth touchdown pass of the day, finding WR JuJu Smith-Schuster in the end zone for a 4-yard score, but the Steelers came up short as time expired.

GAME SUMMARY

	1	2	3	4	F
Jaguars	14	14	0	17	45
STEELERS	0	14	7	21	42

TEAM	Q	TIME	PLAY	DRIVE	SCORE
JAX	1	10:40	Fournette 1 yd. run (Lambo kick)	8-66; 4:20	7-0
JAX	1	5:26	Fournette 18 yd. run (Lambo kick)	1-18; 0:05	14-0
JAX	2	11:31	Yeldon 4 yd. run (Lambo kick)	11-75; 4:36	21-0
PIT	2	8:20	Brown 23 yd. pass from Roethlisberger (Boswell kick)	6-64; 3:11	21-7
JAX	2	2:20	Smith 50 yd. fumble return (Lambo kick)	---	28-7
PIT	2	0:25	Bryant 36 yd. pass from Roethlisberger (Boswell kick)	7-51; 1:55	28-14
PIT	3	9:09	Bell 19 yd. pass from Roethlisberger (Boswell kick)	10-77; 5:51	28-21
JAX	4	10:34	Fournette 3 yd. run (Lambo kick)	5-61; 2:10	35-21
PIT	4	9:05	Brown 43 yd. pass from Roethlisberger (Boswell kick)	5-75; 1:29	35-28
JAX	4	4:19	Bohanon 14 yd. pass from Bortles (Lambo kick)	8-75; 4:46	42-28
PIT	4	2:18	Bell 8 yd. run (Boswell kick)	12-75; 2:01	42-35
JAX	4	1:45	Lambo 45 yd. Field Goal	4-9; 0:33	45-35
PIT	4	0:01	Smith-Schuster 4 yd. pass from Roethlisberger (Boswell kick)	10-75; 1:44	45-42

INDIVIDUAL STATISTICS

RUSHING	JAX — Fournette 25-109, 3 TD; Bortles 5-35; Yeldon 5-20, 1 TD. PIT — Bell 16-67, TD, Roethlisberger 2-16.
	JAX — Bortles 24-14-0, 214, TD.
	PIT — Roethlisberger 58-37-1, 469, 5 TD.
PASSING	JAX — Yeldon 3-57; Lee 3-28; Fournette 2-10; Cole 1-45; Koyack 1-21; O'Shaughnessy 1-19; Bohanon 1-14, TD; Hurns 1-12; Westbrook 1-8. PIT — McDonald 10-112; Bell 9-88, TD; Brown 7-132, 2 TD; Smith-Schuster 3-5, TD; Bryant 2-78, TD; James 1-12.

TEAM STATISTICS

	Jaguars	Steelers
1st Downs	22	28
3rd Downs	8-14 (57%)	7-16 (44%)
4th Downs	1-1 (100%)	4-6 (67%)
Total Net Yards	378	545
Plays-Avg.	61-6.2	78-7.0
Rushing Yards	164	83
Rush Att.-Avg.	35-4.7	18-4.6
Net Passing	212	462
Att.-Comp.-Int.	58-37-1	34-20-1
Sacks By	2/7	0/0
Punts-Avg.	4-32.8	2-39.5
Penalties	3-40	4-25
Fumbles-Lost	1-0	1-1
Time of Poss.	28:50	31:10



Cleveland 48
Pittsburgh 37

2020 AFC WILD CARD (JAN. 3, 2021)



PITTSBURGH — The Cleveland Browns established a 28-0 first quarter lead en route to a 48-37 victory on Sunday night at Heinz Field in an AFC Wild Card round contest.

Browns quarterback Baker Mayfield wasn't sacked and Cleveland didn't turn the ball over.

The Browns scored two rushing touchdowns and three through the air, including a pair of 40-yard, catch-and-run touchdowns.

The Browns put the exclamation on their first postseason victory over the Steelers in three tries when Roethlisberger was intercepted for the fourth time with 3:16 remaining in the game and Cleveland ahead by 16, at 45-29.

Kicker Cody Parkey's 37-yard field goal with 2:51 to play in regulation made it 48-29 Cleveland.

Roethlisberger went over 500 yards passing with a 7-yard touchdown pass to wide receiver Chase Claypool with 1:09 left in the fourth quarter. A two-point conversion pass to running back James Conner succeeded and established the final margin.

Roethlisberger finished 47-for-68 passing for 501 yards.

The Steelers started the regular season 11-0 but finished at 12-4 and failed to win a playoff game for the fourth consecutive season.

The Steelers trailed by 25 at halftime, at 35-10, but tried to crawl back into the game with consecutive touchdown drives on their first two possessions of the third quarter.

GAME SUMMARY

	1	2	3	4	F
Browns	28	7	0	13	48
STEELERS	0	10	13	14	37

TEAM	Q	TIME	PLAY	DRIVE	SCORE
CLE	1	14:46	J. Joseph fumble recovery in end zone (C.Parkey kick)	--	7-0
CLE	1	9:46	J.Landry 40 yd. pass from B.Mayfield (C.Parkey kick)	3-46, 0:58	14-0
CLE	1	4:40	K.Hunt 11 yd. run (C.Parkey kick)	6-65, 3:00	21-0
CLE	1	1:56	K.Hunt 8 yd. run (C.Parkey kick)	3-15, 1:22	28-0
PIT	2	1:44	J.Conner 1 yd. run (C.Boswell kick)	13-89, 5:36	28-7
CLE	2	0:34	A.Hooper 7 yd. pass from B.Mayfield (C.Parkey kick)	9-64, 1:10	35-7
PIT	2	0:00	C.Boswell 49 yd. Field Goal	5-37, 0:34	35-10
PIT	3	7:22	E.Ebron 17 yd. pass from B.Roethlisberger (pass failed)	8-84, 3:45	35-16
PIT	3	2:57	J.Smith-Schuster 5 yd. pass from B.Roethlisberger (C.Boswell kick)	12-68, 3:25	35-23
CLE	4	12:32	N.Chubb 40 yd. pass from B.Mayfield (C.Parkey kick)	6-80, 2:20	42-23
PIT	4	11:08	C.Claypool 29 yd. pass from B.Roethlisberger (pass failed)	4-76, 1:24	42-29
CLE	4	4:28	C.Parkey 24 yd. Field Goal	13-59, 6:40	45-29
CLE	4	2:51	C.Parkey 37 yd. Field Goal	4-6, 0:25	48-29
PIT	4	1:09	C.Claypool 7 yd. pass from B.Roethlisberger (B.Roethlisberger-J.Conner pass)	8-77, 1:42	48-37

INDIVIDUAL STATISTICS

TEAM STATISTICS

		Browns	Steelers
RUSHING	CLE -- Chubb 18-76; Hunt 8-48 2 TD; Mayfield 5-3.	1st Downs 20	34
	PIT -- Conner 11-37 TD; Snell 2-13; Watt 2-2; Roethlisberger 1-0.	3rd Downs 6-14 (43%)	8-15 (53%)
		4th Downs 1-1 (100%)	3-3 (100%)
		Total Net Yards 390	553
		Plays-Avg. 65-6.0	84-6.6
PASSING	CLE -- Mayfield 34-21-0, 263, 3 TD.	Rushing Yards 127	52
	PIT -- Roethlisberger 68-447-4, 501, 4 TD.	Rush Att.-Avg. 31-4.1	16-3.3
		Net Passing 263	501
	CLE -- Hooper 7-46 TD; Landry 5-92 TD; Chubb 4-69 TD; Higgins 2-28; Hunt 1-13; Peoples-Jones 1-8; Njoku 1-7.	Att.-Comp.-Int. 34-21-0	68-47-4
	PIT -- Smith-Schuster 13-157 TD; Johnson 11-117; Ebron 7-62, TD; Washington 5-72; Claypool 5-59, 2 TD; Conner 5-30; Snell 1-4.	Sacks By 0/0	0/0
RECEIVING		Punts-Avg. 5-39.6	3-41.7
		Penalties 3-20	4-25
		Fumbles-Lost 0-0	1-1
		Time of Poss. 27:14	32:46



Pittsburgh 16
Minnesota 6

SUPER BOWL IX (JAN. 12, 1975)



NEW ORLEANS –The Steelers made their first appearance in the Super Bowl and captured their first NFL Championship with a 16-6 victory.

The veteran Vikings, meanwhile, had been to the Super Bowl twice before. The Vikings had a savvy leader in quarterback Fran Tarkenton. The Steelers had a strong defense but their quarterback, Terry Bradshaw, was unproven.

The first half was dominated by both defenses. Pittsburgh concentrated on the middle of the Minnesota defensive line. One defensive tackle, Ernie Holmes, played over Vikings’ center Mick Tingelhoff, while the other tackle, Joe Greene, lined up at an angle pointed directly at Tingelhoff. Holmes sometimes took on the Vikings’ center directly, allowing Greene to knife through and pursue Tarkenton. At other times, Greene would smash into Tingelhoff while Holmes looped behind him.

The only score in the first half was a safety registered by the Pittsburgh Steelers. Fran Tarkenton fumbled a handoff to Dave Osborn, scrambled to recover the ball in the end zone, and was downed by Pittsburgh defensive end Dwight White.

Leading 2-0, Pittsburgh kicked to Minnesota to open the second half and the Vikings’ Bill Brown fumbled and Marv Kellum recovered for Pittsburgh at the Minnesota 30. The Steelers took four plays to go the distance, with Franco Harris taking the ball in from the 9.

Harris was named game MVP. He ran for 158 yards on 34 tries, both new highs for the Super Bowl, and Rocky Bleier added 65 yards on 17 carries. Minnesota, meanwhile, managed only 17 yards rushing.

Denied on the ground, the Vikings weren’t much better in the air. Tarkenton, under constant pressure from Greene, Holmes, White, and L.C. Greenwood, completed only 11-of-26 attempts for 102 yards—an average of fewer than four yards per pass.

Despite their dominance, Pittsburgh’s 9-0 lead was far from safe, and it narrowed to 9-6 in the final quarter when Matt Blair blocked Bobby Walden’s punt, and Terry Brown recovered in the end zone.

After that touchdown, Pittsburgh put the game on ice with a drive that began on its 34. The big play of the drive was a 30-yard toss from Bradshaw to Larry Brown, who later scored the final TD.

Soon after the ensuing kickoff, Pittsburgh’s Mike Wagner intercepted a Tarkenton pass, and the Steelers held possession until the game was nearly over.



The Steelers celebrate their safety against Vikings’ quarterback Fran Tarkenton in Super Bowl IX.

INDIVIDUAL STATISTICS	
RUSHING	PIT – Harris 34-158, 1 TD; Bleier 17-65; Bradshaw 5-33; Swann 1 (-7).
	MIN – Foreman 12-18; Tarkenton 1-0; Osborn 8 (-1).
	PIT – Bradshaw 14-9-0, 96, 1 TD.
	MIN – Tarkenton 26-11-3, 102.
PASSING	PIT – Brown 3-49, 1 TD; Stallworth 3-24; Bleier 2-11; Lewis 1-12. MIN – Foreman 5-50; Voigt 2-31; Osborn 2-7; Gilliam 1-16; Reed 1-9.
	RECEIVING

TEAM STATISTICS		
	Steelers	Vikings
First Downs	17 (11-5-1)	9 (2-5-2)
Third Downs	7-18	5-12
Fourth Downs	0-0 (0%)	0-0 (0%)
Total Net Yards	333	119
Plays-Avg.	73-4.6	47-2.5
Rushing Yards	249	17
Att.-Avg.	57-4.4	21-0.8
Passing Yards	84	102
Sacked by Opp.	2-12	0-0
Att.-Comp.-Int.	14-9-0	26-11-3
Punts-Avg.	7-34.7	6-37.2
Penalties	8-122	4-18
Fumbles-Lost	4-2	3-2
Time of Poss.	30:36	29:24

GAME SUMMARY						
	1	2	3	4	F	
STEELERS	0	2	7	7	16	
Vikings	0	0	0	6	6	
TEAM Q PLAY SCORE						
PIT	2	Safety (White downed Tarkenton in end zone)	—	—	2-0	
PIT	3	Harris 9 run (Gerela kick)	4-30	1:24	9-0	
MIN	4	Brown Recovered blocked punt (kick failed)	—	—	9-6	
PIT	4	Brown 4 pass from Bradshaw (Gerela kick)	11-66	6:47	16-6	



Pittsburgh 21 Dallas 17

SUPER BOWL X (JAN. 18, 1976)



MIAMI—What were, at the time, the two most popular teams in the NFL met in Super Bowl X, and the contrast between their styles was as great as the hue of their jerseys.

The glitzy, white-clad Dallas Cowboys—"America's Team"—combined a high-tech offense and a state-of-the-art Flex Defense to put on a dazzling show each Sunday. They were easy to like, and for once, they even had something of an underdog aura, having reached the Super Bowl as a Wild Card team. The black-clad Pittsburgh Steelers, out to defend their Super Bowl victory of the year before, lived by a Steel-hard defense occasionally spelled by a grind-it-out running attack that would have been at home in the NFL of the 1930s.

The Cowboys struck first when Roger Staubach zeroed in on Drew Pearson for a 29-yard touchdown pass.

Before the end of the quarter, Pittsburgh evened the score on a seven-yard pass from Terry Bradshaw to tight end Randy Grossman. Setting up the score was a 32-yard pass to Lynn Swann, whose health was questionable because of a concussion he had suffered in the AFC Championship Game. Swann outleaped a Dallas defender, then magically kept both feet inside the sideline to make his catch.

Dallas reclaimed the lead at 10-7 only 15 seconds into the second quarter when Toni Fritsch booted a 36-yard field goal.

Later, Pittsburgh's Roy Gerela, playing at less than 100 percent because of a cracked rib he suffered making a tackle on the opening kickoff, shanked a field-goal try and Dallas went to the locker room with a 10-7 lead.

Defense continued to dominate in the scoreless third quarter. Pittsburgh sacked Staubach seven times during the game and forced him to scramble on numerous occasions. Moreover, they pressured him into an uncharacteristic 3 interceptions.

One of the interceptions set up another field-goal try by Gerela, but he pulled it left from 33 yards. Dallas safety Cliff Harris mockingly patted him on the helmet, only to be unceremoniously dumped on his hip pads by irate Pittsburgh linebacker Jack Lambert. The inspired Steelers dominated after that.

In the fourth quarter, Steelers reserve fullback Reggie Harrison blocked Mitch Hoopes's punt. The ball rolled through the end zone for a safety to cut the Cowboys' lead to 10-9. Gerela, who'd donned a corset to protect his ribs, regained his kicking touch with field goals of 36 and 18 yards to put the Steelers in front 15-10.

With 3:02 left in the game, Bradshaw lofted a long pass to game MVP Swann, who caught the ball at the five and took it over the goal line to complete a 64-yard lightning

strike. Swann finished the day with 161 yards on four catches, a 40.3 average-per-catch. Gerela missed the extra point.

It took Staubach only 1:14 to get the touchdown back, completing a drive with a 34-yard bulls-eye to Percy Howard—the only pass Howard caught during his entire career.

Terry Hanratty replaced Bradshaw, still woozy from the hit suffered after his touchdown pass to Swann, but the Steelers were stalled on a fourth-and-9 at the Dallas 41 with almost a minute and a half to go. Coach Noll feared a blocked kick and called for a Rocky Bleier run that gained only 2 yards. Noll was gambling that his defense could stop the Cowboys.

Trailing only 21-17, Staubach had the ball back with more time than he usually needed to negotiate 61 yards. The Cowboys reached Pittsburgh's 38. With five seconds left, Staubach launched his final pass into the end zone. Steelers Mike Wagner batted the ball, which was caught by the Steelers, Glen Edwards and the Steelers had their second consecutive Super Bowl victory.



Pittsburgh's "Steel Curtain" defense forced Cowboys' quarterback Roger Staubach into throwing three interceptions in the Steelers' Super Bowl X victory.

INDIVIDUAL STATISTICS

RUSHING	DAL — Newhouse 16-56; Staubach 5-22; Dennison 5-16; Pearson 5-14.
	PIT — Harris 27-82; Bleier 15-51; Bradshaw 4-16.
	DAL — Staubach 24-15-3 204, 2 TD.
PASSING	PIT — Bradshaw 19-9-0 209, 2 TD.
	DAL — P. Pearson 5-53; Young 3-31, 1 TD; D. Pearson 2-59, 1 TD; Newhouse 2-12; Howard 1-34, 1 TD; Fugett 1-9; Dennison 1-6.
	PIT — Swann 4-161, 1 TD; Stallworth 2-8; Harris 1-26; Grossman 1-7, 1 TD; Brown 1-7.

TEAM STATISTICS

	Cowboys	Steelers
First Downs	14 (6-8-0)	13 (7-6-0)
Third Downs	4-15 (27%)	8-21 (38%)
Total Net Yards	270	339
Plays-Avg.	62-4.4	67-5.1
Rushing Yards	108	149
Att.-Avg.	31-3.5	46-3.2
Passing Yards	162	209
Att.-Comp.-Int.	24-15-3	19-9-0
Punts-Avg.	7-35	4-39.8
Fumbles-Lost	4-0	4-0
Penalties-Yds.	2-20	0-0

GAME SUMMARY

	1	2	3	4	F
Cowboys	7	3	0	7	17
STEELERS	7	0	0	14	21

TEAM	Q	PLAY	SCORE
DAL	1	D. Pearson 29 pass from Staubach (Fritsch kick)	0-7
PIT	1	Grossman 7 pass from Bradshaw (Gerela kick)	7-7
DAL	2	Fritsch 36 FG	7-10
PIT	4	Safety, Harrison blocks kick	9-10
PIT	4	Gerela 36 FG	12-10
PIT	4	Gerela 18 FG	15-10
PIT	4	Swann 64 pass from Bradshaw (kick failed)	21-10
DAL	4	Howard 34 pass from Staubach (Fritsch kick)	21-17



Pittsburgh 35
Dallas 21

SUPER BOWL XIII (JAN. 21, 1979)



MIAMI –This was more than just the first rematch in Super Bowl history: It re-staged what many still consider the most enjoyable and dramatic Super Bowl battle to that point. Opportunity—recognizing it and capitalizing on it—was the theme. Failure to embrace it would play a hand too. It was the Steelers, though, who managed a 35-31 victory.

Dallas had its chances. The Cowboys took a 14-7 lead in the second quarter when linebacker Mike Hegman simply took the ball away from Steelers quarterback Terry Bradshaw and ran 37 yards to score. But Bradshaw countered immediately with a 75-yard touchdown strike to John Stallworth.

In the third quarter, trailing 21-14, Dallas marched from its 42 to the Steelers' 10. On third-and-three, Cowboys quarterback Roger Staubach saw tight end Jackie Smith alone in the end zone. Smith slipped and fell reaching for Staubach's pass and Dallas settled for a 27-yard field goal.

Pittsburgh scored two touchdowns early in the fourth quarter—a 22-yard run by Franco Harris and an 18-yard pass from Bradshaw to Swann. Harris' score followed a pass-interference call against Dallas cornerback Benny Barnes, who was covering Swann. The mistake cost the Cowboys 33 yards. Dallas did score touchdowns with 2:27 and 22 seconds to play, on passes from Staubach to tight end Billy Joe Dupree and wide receiver Butch Johnson, but Pittsburgh held on to win, 35-31.



Steelers' quarterback Terry Bradshaw threw for 318 yards and four touchdowns in the 35-31 victory over Dallas in Super Bowl XIII.

INDIVIDUAL STATISTICS

RUSHING	PIT – Harris 20-68, 1 TD; Bleier 2-3; Bradshaw 2-(-5). DAL – Dorsett 15-96; Newhouse 8-3; Pearson 1-(-13); Staubach 4-37; Pearson 1-6; Laidlaw 3-12.
	PASSING
	PIT – Bradshaw 30-17-1, 318, 4 TD. DAL – Staubach 30-17-1, 228, 3 TD.
RECEIVING	PIT – Swann 7-154, 1 TD; Stallworth 3-115, 2 TD; Grossman 3-29; Harris 1-22; Bleier 1-7, 1 TD; Bell 2-21. DAL - Dorsett 5-44; D. Pearson 4-73; Hill 2-49, 1 TD; Johnson 2-30, 1 TD; Dupree 2-17, 1 TD; P. Pearson 2-15.

TEAM STATISTICS

	Steelers	Cowboys
First Downs	19 (2-15-2)	20 (6-13-1)
Third Downs	9-15 (60%)	9-16 (56%)
Total Net Yards	357	317
Plays-Avg.	58-6.2	67-4.7
Rushing Yards	66	141
Att.-Avg.	24-2.8	32-4.4
Passing Yards	291	176
Att.-Comp.-Int.	30-17-1	30-17-1
Punts-Avg.	3-43.0	5-39.6
Fumbles-Lost	2-2	3-2
Penalties-Yds.	5-35	9-89

GAME SUMMARY

	1	2	3	4	F
STEELERS	7	14	0	14	35
Cowboys	7	7	3	14	31

TEAM	Q	PLAY	SCORE
PIT	1	Stallworth 28 pass from Bradshaw (Gerela kick)	7-0
DAL	1	Hill 39 pass from Staubach (Septien kick)	7-7
DAL	2	Hegman 37 fumble recovery return (Septian kick)	7-14
PIT	2	Stallworth 75 pass from Bradshaw (Gerela kick)	14-14
PIT	2	Bleier 7 pass from Bradshaw (Gerela kick)	21-14
DAL	3	Septien 27 FG	21-17
PIT	4	Harris 22 run (Gerela kick)	28-17
PIT	4	Swann 18 pass from Bradshaw (Gerela kick)	35-17
DAL	4	DuPree 7 pass from Staubach (Septien kick)	35-24
DAL	4	Johnson 4 pass from Staubach (Septien kick)	35-31



Pittsburgh 31
Los Angeles Rams 19

SUPER BOWL XIV (JAN. 20, 1980)



PASADENA – There was a moment of heroism and self-sacrifice when an old warrior, Los Angeles Rams defensive end Jack Youngblood, announced his intention to play in his team's first Super Bowl despite a fractured leg.

There was a rush of “What if?” euphoria as the underdog Rams took a 19-17 lead into the fourth quarter.

And there was cold reality: Pittsburgh, a team with as much patience as talent, struck quickly and surely for two touchdowns in the fourth quarter and it was over. The 31-19 victory was the Steelers' fourth in the Super Bowl in only six seasons.

The signature image of Super Bowl XIV is of Steelers wide receiver John Stallworth at the Rams' 32, looking back over his head for a lofty Terry Bradshaw pass, catching it in stride just over the outstretched arms of Rams cornerback Rod Perry, and continuing into the end zone for a 73-yard touchdown.

The Steelers had taken the lead and then surrendered it in the third quarter. Bradshaw hit wide receiver Lynn Swann over the middle for a 47-yard score. The Rams came back with a 24-yard halfback pass from Lawrence McCutcheon to Ron Smith that made it 19-17 before Bradshaw-to-Stallworth put Pittsburgh ahead for good.

Los Angeles intercepted Bradshaw three times, but it was the Steelers' lone interception—by Jack Lambert—that punctuated the ending. With the score 24-19 and the Rams driving, Lambert intercepted a pass from quarterback Vince Ferragamo at the Pittsburgh 14.

For the second year in a row, Bradshaw was named the game's most valuable player after passing for 309 yards and 2 touchdowns.



Steelers' running back Franco Harris ran for two touchdowns, including the game's final score, as Pittsburgh recorded a 31-19 win over the Los Angeles Rams in Super Bowl XIV.

INDIVIDUAL STATISTICS	
RUSHING	LAR – Tyler 17-60; Bryant 6-30, 1 TD; McCutcheon 5-10; Ferragamo 1-7.
	PIT – Harris 20-46, 2 TD; Bleier 10-25; Bradshaw 3-9; Thornton 4-4.
	LAR – Ferragamo 25-15-1, 212; McCutcheon 1-1-0, 24, 1 TD. PIT – Bradshaw 21-14-3, 309, 2 TD.
PASSING	LAR – Waddy 3-75; Bryant 3-21; Tyler 3-20; Dennard 2-32; Nelson 2-20; Hill 1-28; Smith 1-24, 1 TD; McCutcheon 1-16. PIT – Swann 5-79, 1 TD; Stallworth 3-121, 1 TD; Harris 3-66; Cunningham 2-21; Thornton 1-22.
RECEIVING	

TEAM STATISTICS		
	Rams	Steelers
First Downs	16 (6-9-1)	19 (8-10-1)
Third Downs	6-16 (38%)	9-14 (64%)
Total Net Yards	301	393
Plays-Avg.	59-5.1	58-6.8
Rushing Yards	107	84
Att.-Avg.	29-3.7	37-2.3
Passing Yards	194	309
Att.-Comp.-Int.	26-16-1	21-14-3
Punts-Avg.	5-44.0	2-42.5
Fumbles-Lost	0-0	0-0
Penalties-Yds.	2-26	6-65

GAME SUMMARY					
	1	2	3	4	F
Rams	7	6	6	0	19
STEELERS	3	7	7	14	31
TEAM Q. PLAY					
PIT	1	Bahr 41 FG			3-0
LA	1	Bryant 1 run (Corral kick)			3-7
PIT	2	Harris 1 run (Bahr kick)			10-7
LA	2	Corral 31 FG			10-10
LA	2	Corral 45 FG			10-13
PIT	3	Swann 47 pass from Bradshaw (Bahr kick)			17-13
LA	3	Smith 24 pass from McCutcheon (kick failed)			17-19
PIT	4	Stallworth 73 pass from Bradshaw (Bahr kick)			24-19
PIT	4	Harris 1 run (Bahr kick)			31-19



Dallas 27
Pittsburgh 17

SUPER BOWL XXX (JAN. 28, 1996)



TEMPE—After producing 10 lopsided outcomes in its last 12 editions, the Super Bowl was due for some drama. Pittsburgh was up to the task and made a game of it, but the game turned on two interceptions by the game’s Most Valuable Player, Dallas cornerback Larry Brown as the Steelers fell to the Cowboys, 27-17.

The first of Brown’s interceptions came midway through the third quarter. No Steelers receiver was within 10 yards when Brown accepted Neil O’Donnell’s misfired pass at the Cowboys’ 38 and returned it 44 yards to the Steelers’ 18. Troy Aikman’s pass to Michael Irvin took Dallas to the one, and Emmitt Smith scored to give the Cowboys a 20-7 lead.

The Steelers made it 20-10 with Norm Johnson’s 46-yard field goal, and then recovered an onside kick. They reduced the gap to 20-17 when Bam Morris scored from the one with 6:36 to play. With 4:15 left, Pittsburgh had the ball again at its 32 after forcing Dallas to punt.

Two plays later, Brown intercepted O’Donnell at the Steelers’ 39 and returned it to the six. Smith scored from the four two plays later, and the Cowboys had locked up their record-tying fifth Super Bowl. The Steelers never led, and Dallas scored on its first three possessions—a three-yard pass from Aikman to tight end Jay Novacek and two field goals by Chris Boniol—for a 13-0 lead. Shortly before halftime, the Steelers made it 13-7 when O’Donnell threw a six-yard touchdown pass to Yancey Thigpen.

The statistical irony of the day was that O’Donnell entered the game as the NFL’s career leader in fewest interceptions per pass attempt. On the game’s final play, he was intercepted for the third time.



Pittsburgh’s defense limited Dallas to just 56 rushing yards in their Super Bowl XXX matchup.

INDIVIDUAL STATISTICS	
RUSHING	DAL – Smith 18-49, 2 TD; Johnston 2-8; Williams 1-2; Aikman 4-(-3).
	PIT – Morris 19-73, 1 TD; Pegram 6-15; Stewart 4-15; O’Donnell 1-0; Williams 1-0.
	DAL – Aikman 23-15-0, 209, 1 TD. PIT – O’Donnell 49-28-3, 239, 1 TD.
	DAL – Irvin 5-76; Novacek 5-50; Williams 2-29; Sanders 1-47; Johnston 1-4; Smith 1-3.
PASSING	PIT –Hastings 10-98; Mills 8-78; Thigpen 3-19, 1 TD; Morris 3-18; Holliday 2-19; Williams 2-7.
RECEIVING	

TEAM STATISTICS		
	Cowboys	Steelers
First Downs	15 (5-10-0)	25 (9-15-1)
Third Downs	2-10 (20%)	9-19 (47%)
Total Net Yards	254	310
Plays-Avg.	50-5.1	84-3.7
Rushing Yards	56	103
Att.-Avg.	25-2.2	31-3.3
Passing Yards	198	207
Att.-Comp.-Int.	23-15-0	49-28-3
Punts-Avg.	5-38.2	4-44.8
Fumbles-Lost	0-0	2-0
Penalties-Yds.	5-25	2-15

GAME SUMMARY		1	2	3	4	F
Cowboys		10	3	7	7	27
STEELERS		0	7	0	10	17
TEAM Q PLAY						
						DRIVE SCORE
DAL	1	Boniol	42 FG			7-47, 2:55 0-3
DAL	1	Novacek	3 pass from Aikman (Boniol kick)			8-75, 4:35 0-10
DAL	2	Boniol	35 FG			14-62, 8:44 0-13
PIT	2	Thigpen	6 pass from O’Donnell			13-54, 3:39 7-13
DAL	3	Smith	1 run (Boniol kick)			2-18, 0:36 7-20
PIT	4	Johnson	46 FG			11-52, 4:13 10-20
PIT	4	Morris	1 run (Johnson kick)			9-52, 4:44 17-20
DAL	4	Smith	4 run (Boniol kick)			2-6, 0:18 17-27



Pittsburgh 21
Seattle 10

SUPER BOWL XL (FEB. 5, 2006)



DETROIT –Pittsburgh won its fifth Super Bowl title and its first in 26 years as it captured a 21-10 victory over the Seattle Seahawks at Ford Field. The Steelers’ fifth title matched the most in NFL history, tying the San Francisco 49ers and Dallas Cowboys.

Backed by predominantly a Pittsburgh crowd, the Steelers were led by Super Bowl MVP Hines Ward, who finished with a game-high 123 receiving yards on five catches (24.6 avg.) with one touchdown.

Pittsburgh struggled offensively in the first quarter as it did not gain a single first down, but found itself down only 3-0 after Seattle’s Josh Brown booted a 47-yard field goal with 22 seconds remaining in the opening period.

The Steelers’ offense came to life briefly on their first drive of the second quarter, including a 18-yard end-around run by Ward, but it was stalled as QB Ben Roethlisberger was picked off by the Seahawks’ S Michael Boulware.

However, Pittsburgh’s defense, which gave up just three points in both of its two previous games in the first half, continued to buckle down and halt any Seattle chances of extending its lead.

The Steelers finally got on the board late in the second quarter as Roethlisberger followed a block by RB Jerome Bettis and dove into the end zone for a one-yard touchdown run, giving Pittsburgh a 7-3 halftime lead. It was his second postseason rushing touchdown and the first-ever by a Steelers’ quarterback in a Super Bowl.

Pittsburgh came out of halftime and stretched its lead to 14-3 on the second play of the half as RB Willie Parker darted 75 yards for a score, just 22 seconds into the third quarter. The 75-yard run was the longest in Super Bowl history, surpassing L.A. Raider Marcus Allen’s 74-yard run against Washington in Super Bowl XVIII.

After a missed field goal by Brown on Seattle’s first drive of the second half, the Steelers appeared on the verge of breaking the game open as they drove down to the Seahawks’ seven-yard line on the ensuing drive. However, Roethlisberger threw an interception at the four-yard line to Kelly Herndon, which he returned 76 yards to the Pittsburgh 20. Three plays later Seattle scored on a 16-yard pass from QB Matt Hasselbeck to TE Jeramy Stephens to cut the lead to 14-10.

The Seahawks had an opportunity to take the lead early in the fourth quarter before Hasselbeck was picked off by CB Ike Taylor at the Steelers’ five-yard line. Taylor finished with a team-best seven tackles.

Pittsburgh all but sealed the game four plays later on a gadget play, which became a part of the Steelers’ arsenal throughout the season. WR Antwaan Randle El took a reverse handoff from Parker and threw a 43-yard strike to Ward, pushing the Pittsburgh lead to 21-10 with just under nine minutes remaining in the game. Randle El became the first wide receiver in Super Bowl history to throw for a touchdown.

The Steelers’ defense clamped down on the final two Seattle possessions while the offense milked the clock for over four minutes in the final minutes of the game to post the victory.

Roethlisberger became the youngest starting quarterback to win a Super Bowl and finished 9-of-21 for 123 yards. Parker finished with a team-high 93 yards on 10 carries, while Bettis added 43 yards on 14 rushes.

Pittsburgh’s defense racked up three sacks, including one each from CB Deshaea Townsend, LB Clark Haggans and NT Casey Hampton.



Pittsburgh’s Deshaea Townsend had one of three sacks in the Steelers’ 21-10 victory over the Seattle Seahawks in Super Bowl XL.

INDIVIDUAL STATISTICS		TEAM STATISTICS		GAME SUMMARY	
RUSHING	SEA – Alexander 20-95; Hasselbeck 3-35; Strong 2-7. PIT – Parker 10-93, 1 TD; Bettis 14-43; Roethlisberger 7-25, 1 TD; Ward 1-18; Haynes 1-2.	Seahawks	Steelers		
		1st Downs	20 (5-15-0)	14 (6-8-0)	
		3rd Downs	5-17 (29%)	8-15 (53%)	
PASSING	SEA – Hasselbeck 49-26-1, 273, 1 TD. PIT – Roethlisberger 21-9-2, 123, 0 TDs; Randle El 1-1-0, 43, 1 TD.	4th Downs	1-2 (50%)	0-0 (0%)	
		Total Net Yards	396	339	
		Plays-Avg.	77-5.1	56-6.1	
RECEIVING	SEA – Ingram 6-70; Jurevicius 5-93; Jackson 5-50; Stevens 3-25, 1 TD; Strong 2-15; Hannam 2-12; Alexander 2-2; Morris 1-6. PIT – Ward 5-123, 1 TD; Randle El 3-22; Wilson 1-20; Parker 1-1.	Rushing Yards	137	181	
		Rush Att.-Avg.	25-5.5	33-5.5	
		Passing Yards	259	158	
		Sacks	1-8	3-14	
		Att.-Comp.-Int.	49-26-1	22-10-2	
		Punts-Avg.	6-50.2	6-48.7	
		Penalties	7-70	3-20	
		Fumbles-Lost	0-0	0-0	
		Time of Poss.	33:02	26:58	
				TEAM Q. TIME PLAY DRIVE SCORE	
				SEA 1 0:22 Brown 47 FG	7-22; 3:39 0-3
				PIT 2 1:55 Roethlisberger 1 run (Reed kick)	11-59; 6:20 7-3
				PIT 3 14:38 Parker 75 run (Reed kick)	2-75; 0:22 14-3
				SEA 3 6:45 Stevens 16 pass from Hasselbeck (Brown kick)	3-20; 0:53 14-10
				PIT 4 8:56 Ward 43 pass from Randle El (Reed kick)	4-56; 1:50 21-10



Pittsburgh 27
Arizona 23

SUPER BOWL XLIII (FEB. 1, 2009)



TAMPA –Trailing by three points with only 2:30 left in the fourth quarter, QB Ben Roethlisberger led the Steelers on an eight-play, 78-yard scoring drive, punctuated by a six-yard touchdown pass to WR Antonio Holmes to clinch the Steelers’ NFL record sixth Lombardi Trophy with a 27-23 victory over the Arizona Cardinals in Super Bowl XLIII.

Pittsburgh, which led most of the evening, struck first after Arizona deferred the opening kick. Roethlisberger and WR Hines Ward connected for a 38-yard gain on the Steelers’ second play from scrimmage, setting up an eventual 18-yard field goal by K Jeff Reed to make it 3-0.

RB Gary Russell increased that lead to double digits, 10-0, when he plunged in from one-yard out early in the second quarter. Arizona quickly answered that score as QB Kurt Warner hit TE Ben Patrick in the back of the end zone on a one-yard scoring strike to cut the Pittsburgh lead to 10-7.

Arizona appeared as though they were going to take their first lead as the first half was set to expire, but LB James Harrison swung momentum back into Pittsburgh’s favor by intercepting Warner at the goal-line, racing 100 yards behind several outstanding blocks by his teammates, and diving into the end zone with two Cardinals on his back for the longest play in Super Bowl history, and a 17-7 Steelers advantage at the half.

A 21-yard field goal by Reed capped a 16-play, 79-yard drive which took 8:39 off the third quarter clock, upping the Steelers’ lead to 20-7.

Arizona got back onto the scoreboard midway through the fourth quarter as Warner tossed another one-yard score, this time to WR Larry Fitzgerald, cutting the Steelers’ lead to 20-14. A costly holding penalty in the end zone against Steelers’ C Justin Hartwig gave the Cardinals a safety, further decreasing the Steelers’ advantage to 20-16.

On the second play following the ensuing free kick, Warner found Fitzgerald on a 64-yard scoring strike through the middle of the Steelers’ defense to give Arizona its first lead of the night, 23-20.

Roethlisberger and the Steelers were down, but not out. Backed up to their own 12-yard line following a holding call, Roethlisberger promptly completed four-of-six passes, three to Holmes, including a 40-yarder that moved the ball to the Arizona six. On second-and-goal, Roethlisberger scrambled to his right and threaded a perfect pass through three defenders, where Holmes kept his toes in bounds for a six-yard

touchdown reception and a 27-23 Steelers’ lead with 42 seconds remaining.

Arizona had one more chance, but LB LaMarr Woodley sacked Warner, forcing a fumble recovered by DE Brett Keisel, and the Steelers had their second championship in four seasons.

Holmes was named the game’s MVP after catching nine passes for 131 yards (14.6 avg.) and the game-winning touchdown reception. He caught four passes for 73 yards on the winning drive. Roethlisberger finished 21-of-30 for 256 yards with one touchdown and one interception for a passer rating of 93.2. TE Heath Miller caught five passes for 57 yards (11.4 avg.).

Defensively, Woodley recorded both Steelers’ sacks, giving him two sacks in each of his four postseason games, an NFL record.



WR Antonio Holmes catches the game-winning six-yard touchdown pass from QB Ben Roethlisberger to seal the Steelers’ victory in Super Bowl XLIII.

INDIVIDUAL STATISTICS

RUSHING	PIT – Parker 19-53; Moore 1-6; Roethlisberger 4-2; Russell 2-(-3), 1 TD. ARI – James 9-33; Warner 1-0; Hightower 1-0; Arrington 1-0.
PASSING	PIT – Roethlisberger 30-21-1, 256, 1 TD. ARI – Warner 43-31-1, 377, 3 TD.
RECEIVING	PIT – Holmes 9-131, 1 TD; Miller 5-57; Ward 2-43; Washington 1-11; Davis 1-6; Spaeth 1-6; Moore 1-4; Parker 1-(-2). ARI – Boldin 8-84; Fitzgerald 7-127, 2 TD; Breaston 6-71; James 4-28; Arrington 2-35; Hightower 2-13; Urban 1-18; Patrick 1-1, 1 TD.

TEAM STATISTICS

	Steelers	Cardinals
1st Downs	20 (4-12-4)	23 (2-20-1)
3rd Downs	4-10 (40%)	3-8 (38%)
4th Downs	0-0 (0%)	0-0 (0%)
Total Net Yards	292	407
Plays-Avg.	58-5.0	57-7.1
Rushing Yards	58	33
Rush Att.-Avg.	26-2.2	12-2.8
Passing Yards	234	374
Sacks	2-3	2-22
Att.-Comp.-Int.	30-21-1	43-31-1
Punts-Avg.	3-46.3	5-36.0
Penalties	7-56	11-106
Fumbles-Lost	0-0	2-1
Time of Poss.	33:01	26:59

GAME SUMMARY

	1	2	3	4	F
STEELERS	3	14	3	7	27
Cardinals	0	7	0	16	23

TEAM	Q	TIME	PLAY	DRIVE SCORE
PIT	1	9:45	Reed 18 FG	9-71; 5:15 3-0
PIT	2	14:01	Russell 1 run (Reed kick)	11-69; 7:12 10-0
ARI	2	8:34	Patrick 1 pass from Warner (Rackers kick)	9-83; 5:27 10-7
PIT	2	0:00	Harrison 100 interception return (Reed kick)	—; — 17-7
PIT	3	2:11	Reed 21 FG	16-79; 8:39 20-7
ARI	4	7:33	Fitzgerald 1 pass from Warner (Rackers kick)	8-87; 3:57 20-14
ARI	4	2:58	Safety (Hartwig Holding in End Zone)	—; — 20-16
ARI	4	2:37	Fitzgerald 64 pass from Warner (Rackers kick)	2-64; 0:21 20-23
PIT	4	0:35	Holmes 6 pass from Roethlisberger (Reed kick)	8-78; 2:02 27-23



Green Bay 31
Pittsburgh 25

SUPER BOWL XLV (FEB. 6, 2011)



ARLINGTON—The Steelers could not overcome an early 18-point deficit and fell short in their quest for their seventh Super Bowl victory, losing to the Green Bay Packers 31-25 in Super Bowl XLV.

The Packers struck first when QB Aaron Rodgers found WR Jordy Nelson for a 29-yard touchdown pass late in the first quarter to give Green Bay the 7-0 lead. Only 24 seconds later, Steelers' QB Ben Roethlisberger was picked off by S Nick Collins, who returned it 37 yards for a touchdown to give the Packers a 14-0 lead at the end of the first quarter.

The Steelers got on the board early in the second quarter when K Shaun Suisham connected from 33 yards to cut the Packers' lead to 14-3. On the Steelers' next possession, Roethlisberger was picked off again. On the Packers' ensuing drive, Rodgers found WR Greg Jennings for a 21-yard touchdown to put Green Bay ahead 21-3.

The Steelers though would cut the lead to 21-10 when WR Hines Ward caught an eight-yard touchdown pass from Roethlisberger late in the first half. Ward finished the game with seven catches for 78 yards and one touchdown.

Pittsburgh cut the lead to 21-17 in the third quarter when RB Rashard Mendenhall scored from eight yards. Mendenhall finished with a game-high 63 yards rushing and one touchdown.

The Steelers' defense forced the Packers to punt on every third-quarter possession, and the offense looked to take the lead. However, on the first play of the fourth quarter, Mendenhall fumbled, the Packers marched down the field, and Rodgers found Jennings again, this time for an eight-yard score, increasing their lead to 28-17.

The Steelers, however, responded on their ensuing possession as Roethlisberger found WR Mike Wallace for a 25-yard touchdown pass, and with a two-point conversion, the Steelers were only down 28-25.

On the Packers' next drive, K Mason Crosby connected from 23 yards out to give Green Bay a six-point lead. The Steelers still had time, taking over with two minutes left in the game, but they failed to convert a fourth-and-five from their own 33-yard line.



WR Antonio Holmes catches the game-winning six-yard touchdown pass from QB Ben Roethlisberger to seal the Steelers' victory in Super Bowl XLIII.

INDIVIDUAL STATISTICS	
RUSHING	PIT – Mendenhall 14-63, 1 TD; Roethlisberger 4-31; Redman 2-19; Moore 3-13. GB – Starks 11-52; Rodgers 2-(-1).
	PASSING PIT – Roethlisberger 40-25-2, 263, 2 TD. GB – Rodgers 39-24-0, 304, 3 TD.
	RECEIVING PIT – Wallace 9-89, 1 TD; Ward 7-78, 1 TD; Randle El 2-50; Sanders 2-17; Miller 2-12; Spaeth 1-9; Mendenhall 1-7; Brown 1-1. GB – Nelson 9-140, 1 TD; Jones 5-50; Jennings 4-64, 2 TD; Quarless 1-5; Hall 1-2; Crabtree 1-1.

TEAM STATISTICS		
	Steelers	Cardinals
1st Downs	19 (8-11-0)	15 (4-11-0)
3rd Downs	7-13 (54%)	6-13 (46%)
4th Downs	0-1 (0%)	0-0 (0%)
Total Net Yards	387	338
Plays-Avg.	64-6.0	55-6.1
Rushing Yards	126	50
Rush Att.-Avg.	23-5.5	13-3.8
Passing Yards	261	288
Att.-Comp.-Int.	40-25-2	39-24-0
Sacks By	3-16	1-2
Punts-Avg.	3-51.0	6-40.5
Penalties	6-55	7-67
Fumbles-Lost	1-1	1-0
Time of Poss.	33:25	26:35

GAME SUMMARY						
		1	2	3	4	F
STEELERS		0	10	7	8	25
Packers		14	7	0	10	31
TEAM	Q	TIME	PLAY	DRIVE SCORE		
GB	1	3:44	Nelson 29 pass from Rodgers (Crosby kick)	9-80; 4:33	0-7	
GB	1	3:20	Collins 37 interception return (Crosby kick)	—; —		0-14
PIT	2	11:08	Suisham 33 FG	13-49; 7:12	3-14	
GB	2	2:24	Jennings 21 pass from Rodgers (Crosby kick)	4-53; 2:04	3-21	
PIT	2	0:39	Ward 8 pass from Roethlisberger (Suisham kick)	7-77; 1:45	10-21	
PIT	3	10:19	Mendenhall 8 run (Suisham kick)	5-50; 2:20	17-21	
GB	4	11:57	Jennings 8 pass from Rodgers (Crosby kick)	8-55; 2:53	17-28	
PIT	4	7:34	Wallace 25 pass from Roethlisberger (Suisham kick)	7-66; 4:23	25-28	
GB	4	2:07	Crosby 23 FG	10-70; 5:27	25-31	

POSTSEASON EXPERIENCE AS STEELERS (31)		
Games	Player(s)	Name
22	1	QB Ben Roethlisberger
8	1	DE Stephon Tuitt
7	1	K Chris Boswell
6	1	DE Cameron Heyward
2	4	DE Tyson Alualu
		WR JuJu Smith-Schuster
		CB Cameron Sutton
		LB T.J. Watt
1	23	CB Joe Haden
		TE Eric Ebron
		FB Derek Watt
		DL Chris Wormley
		C J.C. Hassenauer
		TE Kevin Rader
		DL Henry Mondeaux
		LB Marcus Allen
		WR Ray-Ray McCloud
		WR James Washington
		LB Robert Spillane
		OL Chukwuma Okorafor
		S Minkah Fitzpatrick
		S Terrell Edmunds
		WR Dontae Johnson
		RB Benny Snell Jr.
		CB Justin Layne
		CB James Pierre
		WR Chase Claypool
		LB Alex Highsmith
		G Kevin Dotson
		DT Carlos Davis
		G/C B.J. Finney
POSTSEASON EXPERIENCE ON OTHER NFL TEAMS (10)		
Games	Player(s)	Name
6	2	Joe Haeg (Indianapolis, Tampa Bay)
		Trai Turner (Carolina)
4	3	TE Eric Ebron (Indianapolis, Detroit)
3	2	DL Chris Wormley (Baltimore)
		CB Ahkello Witherspoon (San Francisco)
2	4	DT Montravius Adams Sr. (Green Bay)
		LB Taco Charlton (Dallas)
		FB Derek Watt (L.A. Chargers)
		CB Arthur Maulet (New Orleans)
1	1	Miles Killebrew (Detroit)
NO POSTSEASON EXPERIENCE (24)		
RB Kalen Ballage, T Zach Banner, LB Devin Bush, QB Joshua Dobbs, TE Pat Freiremuth, TE Zach Gentry, LB Ulysees Gilbert III, C Kendrick Green, RB Najee Harris, P Pressley Harvin III, QB Dwayne Haskins, LB Buddy Johnson, LS Christian Kuntz, OL John Leglue, DE Isaiah Lodermillk, RB Anthony McFarland Jr., OT Dan Moore Jr., DB Tre Norwood, QB Mason Rudolph, LB Tegray Scales, LB Joe Schobert, LB Derrek Tuszka, P Corliss Waitman, WR Cody White		

SUPER BOWL EXPERIENCE (3)		
Games	Player(s)	Name
3	1	QB Ben Roethlisberger
1	2	Joe Haeg (Tampa Bay)
		Ahkello Witherspoon (San Francisco)
PLAYOFF BERTHS SINCE 1970 AFL-NFL MERGER		
Rank	Team	Berths
1.	Pittsburgh Steelers	32
2.	Dallas Cowboys	29
3.	Minnesota Vikings	28
4.	New England Patriots	26
5.	San Francisco 49ers	25
	Indianapolis Colts	25
7.	Miami Dolphins	23
	Philadelphia Eagles	23
	Green Bay Packers	23
	L.A. Rams	23
DIVISION TITLES SINCE 1970 AFL-NFL MERGER		
Rank	Team	Titles
1.	Pittsburgh Steelers	24
2.	New England Patriots	20
	San Francisco 49ers	20
	Dallas Cowboys	20
5.	Minnesota Vikings	18
6.	Green Bay Packers	17
7.	Indianapolis Colts	15
	Denver Broncos	15
9.	Miami Dolphins	14
10.	Las Vegas Raiders	13
POSTSEASON WINS SINCE 1970 AFL-NFL MERGER		
Rank	Team	Wins
1.	Pittsburgh Steelers	36
	New England Patriots	36
3.	Dallas Cowboys	34
4.	San Francisco 49ers	32
5.	Green Bay Packers	24
6.	Denver Broncos	23
7.	Las Vegas Raiders	22
8.	Miami Dolphins	20
	New York Giants	20
	Washington Football Team	20

STEELERS IN THE POSTSEASON (36-26)

Year	Record	Game	Date	Opponent	Attendance	Steelers	Opponent	Result
1947	8-4	Eastern Division Playoff	12/21/47	Philadelphia	35,729	0	21	L
1962	9-5	Playoff Bowl	1/6/63	Detroit	36,284	10	17	L
1972*	11-3	AFC Divisional Playoff	12/23/72	Oakland	50,327	13	7	W
		AFC Championship	12/31/72	Miami	50,845	17	21	L
1973	10-4	AFC Divisional Playoff	12/22/73	at Oakland	52,646	14	33	L
1974*+	10-3-1	AFC Divisional Playoff	12/22/74	Buffalo	49,841	32	14	W
		AFC Championship	12/29/74	at Oakland	53,800	24	13	W
		Super Bowl IX	1/12/75	Minnesota	80,997	16	6	W
1975*+	12-2	AFC Divisional Playoff	12/27/75	Baltimore	49,557	28	10	W
		AFC Championship	1/4/76	Oakland	50,609	16	10	W
		Super Bowl X	1/18/76	Dallas	80,187	21	17	W
1976*	10-4	AFC Divisional Playoff	12/19/76	at Baltimore	59,296	40	14	W
		AFC Championship	12/26/76	at Oakland	53,821	7	24	L
1977*	9-5	AFC Divisional Playoff	12/24/77	at Denver	75,059	21	34	L
1978*+	14-2	AFC Divisional Playoff	12/30/78	Denver	50,230	33	10	W
		AFC Championship	1/7/79	Houston	50,725	34	5	W
		Super Bowl XIII	1/21/79	Dallas	79,484	35	31	W
1979*+	12-4	AFC Divisional Playoff	12/30/79	Miami	50,214	34	14	W
		AFC Championship	1/6/80	Houston	50,475	27	13	W
		Super Bowl XIV	1/20/80	L.A. Rams	103,985	31	19	W
1982	6-3	AFC Wild Card	1/9/83	San Diego	53,546	28	31	L
1983*	10-6	AFC Divisional Playoff	1/1/84	at L.A. Raiders	90,380	10	38	L
1984*	9-7	AFC Divisional Playoff	12/30/84	at Denver	74,981	24	17	W
		AFC Championship	1/6/85	at Miami	76,029	28	45	L
1989	9-7	AFC Wild Card Game	12/31/89	at Houston	58,306	26	23	W, OT
		AFC Divisional Playoff	1/7/90	at Denver	75,868	23	24	L
1992*	11-5	AFC Divisional Playoff	1/9/93	Buffalo	60,407	3	24	L
1993	9-7	AFC Wild Card Game	1/8/94	at Kansas City	75,868	24	27	L, OT
1994*	12-4	AFC Divisional Playoff	1/7/95	Cleveland	58,185	29	9	W
		AFC Championship	1/15/95	San Diego	61,545	13	17	L
1995*+	11-5	AFC Divisional Playoff	1/6/96	Buffalo	50,072	40	21	W
		AFC Championship	1/14/96	Indianapolis	61,062	20	16	W
		Super Bowl XXX	1/28/96	Dallas	76,347	17	27	L
1996*	10-6	AFC Wild Card Game	12/29/96	Indianapolis	58,078	42	14	W
		AFC Divisional Playoff	1/5/97	at New England	60,188	3	28	L
1997*	11-5	AFC Divisional Playoff	1/3/98	New England	61,228	7	6	W
		AFC Championship	1/11/98	Denver	61,382	21	24	L
2001*	13-3	AFC Divisional Playoff	1/20/02	Baltimore	63,976	27	10	W
		AFC Championship	1/27/02	New England	64,704	17	24	L
2002#	10-5-1	AFC Wild Card Game	1/5/03	Cleveland	62,595	36	33	W
		AFC Divisional Playoff	1/11/03	at Tennessee	68,809	31	34	L, OT
2004#	15-1	AFC Divisional Playoff	1/15/05	N.Y. Jets	64,915	20	17	W, OT
		AFC Championship	1/23/05	New England	65,242	27	41	L
2005+	11-5	AFC Wild Card Game	1/8/06	at Cincinnati	65,870	31	17	W
		AFC Divisional Playoff	1/15/06	at Indianapolis	57,449	21	18	W
		AFC Championship Game	1/22/06	at Denver	76,174	34	17	W
		Super Bowl XL	2/5/06	Seattle	68,206	21	10	W
2007#	10-6	AFC Wild Card Game	1/5/08	Jacksonville	63,629	29	31	L
2008#+	12-4	AFC Divisional Playoff	1/11/09	San Diego	63,899	35	24	W
		AFC Championship Game	1/18/09	Baltimore	65,350	23	14	W
		Super Bowl XLIII	2/1/09	Arizona	70,774	27	23	W

STEELERS IN THE POSTSEASON (36-26)								
Year	Record	Game	Date	Opponent	Attendance	Steelers	Opponent	Result
2010#	12-4	AFC Divisional Playoff	1/15/11	Baltimore	64,879	31	24	
		AFC Championship Game	1/23/11	New York Jets	66,662	24	19	
		Super Bowl XLV	2/6/11	Green Bay	103,219	25	31	
2011	12-4	AFC Wild Card Game	1/8/12	at Denver	75,970	23	29	L, OT
2014#	11-5	AFC Wild Card Game	1/3/15	Baltimore	62,780	17	30	
2015	10-6	AFC Wild Card Game	1/9/16	at Cincinnati	63,257	18	16	W
		AFC Divisional Playoff	1/17/16	at Denver	79,956	23	16	
2016#	11-5	AFC Wild Card Game	1/8/17	Miami	66,726	30	12	W
		AFC Divisional Playoff	1/15/17	at Kansas City	75,678	18	16	W
		AFC Championship Game	1/22/17	at New England	66,829	36	17	L
2017#	13-3	AFC Divisional Playoff	1/14/18	Jacksonville	64,524	42	45	L
2020#	12-4	AFC Wild Card Game	1/3/21	Cleveland	-	37	48	L
*AFC Central Champion #AFC North Champion +AFC Champion								

MOST GAMES

Rank	No.	Name
1.	22	Ben Roethlisberger (2004-17)
2.	19	Mel Blount (1972-83)
	19	Terry Bradshaw (1972-82)
	19	Franco Harris (1972-83)
5.	18	Larry Brown (1972-83)
	18	Hines Ward (2001-11)
	18	James Harrison (2002, 2004-12, 2014-16)

MOST POINTS (CAREER)

Rank	No.	Name
1.	102	Franco Harris (1972-83)
2.	85	Jeff Reed (2003-10)
3.	81	Roy Gerela (1972-78)
4.	72	John Stallworth (1974-84)
5.	68	Gary Anderson (1982-94)

MOST POINTS (GAME)

Rank	No.	Name
1.	18	Chris Boswell (1-15-17 at Kansas City)
2.	16	Norm Johnson (1-6-96 vs. Buffalo)
3.	14	Gary Anderson (12-31-89 at Houston)

MOST TOUCHDOWNS (CAREER)

Rank	No.	Name
1.	17	Franco Harris (1972-83)
2.	12	John Stallworth (1974-84)
3.	10	Hines Ward (2001-11)
4.	9	Lynn Swann (1974-82)
	9	Jerome Bettis (1996-05)

MOST TOUCHDOWNS (GAME)

Rank	No.	Name
1.	3	Franco Harris (12-22-74 vs. Buffalo)
2.	2	21 times, last by Chase Claypool (1-10-21 vs. Cleveland)

MOST FIELD GOALS (CAREER)

Rank	No.	Name
1.	16	Jeff Reed (2003-10)
	16	Chris Boswell (2015-21)
3.	15	Roy Gerela (1972-78)
	15	Gary Anderson (1982-94)

MOST FIELD GOALS (GAME)

Rank	No.	Name
1.	*6	Chris Boswell (1-15-17 at Kansas City)
2.	4	Chris Boswell (1-9-16 at Cincinnati)
	4	Norm Johnson (1-6-1996 vs. Buffalo)
	4	Gary Anderson (12/31/1989 at Houston)

MOST CONSECUTIVE FIELD GOALS (CAREER)

Rank	No.	Name
1.	16	Chris Boswell (1-9-16 at Cincinnati // 1-10-21 vs. Cleveland)

LONGEST FIELD GOAL

Rank	No.	Name
1.	50	Gary Anderson (12-31-89 at Houston)
	50	Norm Johnson (12-29-96 vs. Indianapolis)
3.	49	Chris Boswell (1-10-21 vs. Cleveland)
4.	48	Gary Anderson (12-31-89 at Houston)
5.	47	Jeff Reed (1-22-06 at Denver)
	47	Shaun Suisham (1-3-15 vs. Baltimore)
	47	Chris Boswell (1-17-16 at Denver)
8.	46	Norm Johnson (1-28-96 vs. Dallas)
	46	Kris Brown (1-20-02 vs. Baltimore)
	46	Jeff Reed (1-18-09 vs. Baltimore)

MOST FIELD GOAL ATTEMPTS (CAREER)

Rank	No.	Name
1.	26	Roy Gerela (1972-78)
2.	19	Gary Anderson (1982-94)
3.	18	Jeff Reed (2002-10)
4.	16	Chris Boswell (2015-21)

MOST FIELD GOAL ATTEMPTS (GAME)

Rank	No.	Name
1.	6	Chris Boswell (1-15-17 at Kansas City)
2.	4	7 times, last time by Chris Boswell (1-9-16 at Cincinnati)
9.	3	10 times, last time by Chris Boswell (1-17-16 at Denver)

MOST EXTRA POINTS MADE (CAREER)

Rank	No.	Name
1.	37	Jeff Reed (2003-10)
2.	36	Roy Gerela (1972-78)

MOST EXTRA POINTS MADE (GAME)

Rank	No.	Name
1.	6	Chris Boswell (1-14-18 vs. Jacksonville)
2.	5	Roy Gerela (1-21-79 vs. Dallas)
	5	Jeff Reed (1-11-09 vs. San Diego)
4.	4	11 times, last time by Shaun Suisham (1-15-11 vs. Baltimore)

MOST EXTRA POINTS ATTEMPTED (CAREER)

Rank	No.	Name
1.	42	Roy Gerela (1971-78)
2.	37	Jeff Reed (2002-2010)
3.	23	Gary Anderson (1982-94)

MOST EXTRA POINTS ATTEMPTED (GAME)

Rank	No.	Name
1.	6	Chris Boswell (1-14-18 vs. Jacksonville)
2.	5	Roy Gerela (1-21-79 vs. Dallas)
	5	Matt Bahr (12-30-79 vs. Miami)
	5	Jeff Reed (1-11-09 vs. San Diego)
5.	4	14 times, last time by Chris Boswell (1-8-17 vs. Miami)

MOST RUSHING YARDS (CAREER)		
Rank	No.	Name
1.	1,556	Franco Harris (1972-83)
2.	674	Jerome Bettis (1996-05)
3.	480	Rocky Bleier (1972-79)
4.	471	Willie Parker (2005-08)
5.	424	Le'Veon Bell (2016-17)
MOST RUSHING YARDS (GAME)		
Rank	No.	Name
1.	170	Le'Veon Bell (1-15-17 at Kansas City)
2.	167	Le'Veon Bell (1-8-17 vs. Miami)
3.	158	Franco Harris (1-12-75 vs. Minnesota)
4.	153	Franco Harris (12-27-75 vs. Baltimore)
5.	146	Willie Parker (1-11-09 vs. San Diego)
6.	133	Barry Foster (1-7-95 vs. Cleveland)
7.	132	Franco Harris (12-19-76 at Baltimore)
8.	121	Rashard Mendenhall (1-23-11 vs. N.Y. Jets)
	121	Isaac Redman (1-8-12 at Denver)
10.	120	Merril Hoge (1-7-90 at Denver)
MOST RUSHING ATTEMPTS (CAREER)		
Rank	No.	Name
1.	400	Franco Harris (1972-83)
2.	199	Jerome Bettis (1996-05)
3.	141	Rocky Bleier (1972-79)
4.	127	Willie Parker (2005-08)
5.	81	Le'Veon Bell (2016-17)
MOST RUSHING ATTEMPTS (GAME)		
Rank	No.	Name
1.	34	Franco Harris (1-12-75 vs. Minnesota)
2.	30	Le'Veon Bell (1-15-17 at Kansas City)
3.	29	Le'Veon Bell (1-8-17 vs. Miami)
	29	Franco Harris (12-29-74 at Oakland)
5.	28	Franco Harris (12-24-77 at Denver)
6.	27	Willie Parker (1/11/09 vs. San Diego)
	27	Franco Harris (12/27/75 vs. Baltimore)
	27	Franco Harris (1/18/76 vs. Dallas)
	27	Franco Harris (1/4/76 vs. Oakland)
	27	Rashard Mendenhall (1/23/11 vs. N.Y. Jets)
	27	Jerome Bettis (1/15/05 vs. N.Y. Jets)
MOST RUSHING TOUCHDOWNS (CAREER)		
Rank	No.	Name
1.	16	Franco Harris (1972-83)
2.	9	Jerome Bettis (1996-05)
3.	4	Rocky Bleier (1972-79)
	4	Bam Morris (1994-95)
	4	Kordell Stewart (1995-2001)
	4	Amos Zereoue (2001-02)
	4	Rashard Mendenhall (2010)

MOST RUSHING TOUCHDOWNS (GAME)		
Rank	No.	Name
1.	3	Franco Harris (12-22-74 vs. Buffalo)
2.	2	13 times, last time by Le'Veon Bell (1-8-17 vs. Miami)
HIGHEST AVERAGE PER RUSH (CAREER) - MIN. 20 ATT.		
Rank	No.	Name
1.	7.13	Isaac Redman (2010-2011)
2.	6.33	Merril Hoge (1989-93)
3.	5.27	Terry Bradshaw (1972-82)
4.	5.23	Le'Veon Bell (2016-17)
5.	5.22	Kordell Stewart (1995-2001)
6.	5.13	Frank Pollard (1982-84)
7.	4.71	Walter Abercrombie (1982-84, 1988)
8.	4.44	Barry Foster (1992, 1994)
9.	4.33	Tim Worley (1989)
10.	4.00	Reggie Harrison (1974-77)
LONGEST RUNS FROM SCRIMMAGE		
Rank	No.	Name
1.	75	Willie Parker (2-5-06 vs. Seattle)
2.	50	Franco Harris (12-19-76 at Baltimore)
3.	49	Merril Hoge (12-31-89 at Houston)
4.	45	Merril Hoge (1-7-90 at Denver)
5.	44	Martavis Bryant (1-9-16 at Cincinnati)
6.	40	Martavis Bryant (1-17-16 at Denver)
	40	Kordell Stewart (1-3-98 vs. New England)
8.	38	Le'Veon Bell (1-15-17 at Kansas City)
9.	36	Amos Zereoue (1-5-03 vs. Cleveland)
10.	35	Rashard Mendenhall (1-3-11 vs. N.Y. Jets)
MOST YARDS PASSING (CAREER)		
Rank	No.	Name
1.	5,757	Ben Roethlisberger (2004-21)
2.	3,833	Terry Bradshaw (1972-82)
3.	1,690	Neil O'Donnell (1992-95)
4.	744	Kordell Stewart (1995-97, 2001)
5.	633	Tommy Maddox (2002)
MOST YARDS PASSING (GAME)		
Rank	No.	Name
1.	501	Ben Roethlisberger (1-10-21 vs. Cleveland)
2.	469	Ben Roethlisberger (1-14-18 vs. Jacksonville)
3.	367	Tommy Maddox (1-5-03 vs. Cleveland)
4.	349	Neil O'Donnell (1-15-95 vs. San Diego)
5.	339	Ben Roethlisberger (1-17-16 at Denver)
6.	337	Ben Roethlisberger (1-5-08 vs. Jacksonville)
7.	334	Ben Roethlisberger (1-3-15 vs. Baltimore)
8.	325	Terry Bradshaw (1-9-83 vs. San Diego)
9.	318	Terry Bradshaw (1-21-79 vs. Dallas)
10.	314	Ben Roethlisberger (1-22-17 at New England)

MOST PASSING ATTEMPTS (CAREER)		
Rank	No.	Name
1.	744	Ben Roethlisberger (2004-21)
2.	456	Terry Bradshaw (1972-82)
3.	273	Neil O'Donnell (1992-95)
4.	142	Kordell Stewart (1995-2001)
5.	89	Tommy Maddox (2002)
MOST PASSING ATTEMPTS (GAME)		
Rank	No.	Name
1.	68	Ben Roethlisberger (1-10-21 vs. Cleveland)
2.	58	Ben Roethlisberger (1-14-18 vs. Jacksonville)
3.	54	Neil O'Donnell (1-15-95 vs. San Diego)
4.	49	Neil O'Donnell (1-28-96 vs. Dallas)
5.	48	Tommy Maddox (1-5-03 vs. Cleveland)
6.	47	Ben Roethlisberger (1-22-17 at New England)
7.	45	Ben Roethlisberger (1-3-15 vs. Baltimore)
8.	42	Ben Roethlisberger (1-5-08 vs. Jacksonville)
	42	Kordell Stewart (1-27-02 vs. New England)
	42	Neil O'Donnell (1-8-94 at Kansas City)
MOST PASSES COMPLETED (CAREER)		
Rank	No.	Name
1.	469	Ben Roethlisberger (2004-21)
2.	261	Terry Bradshaw (1972-82)
3.	158	Neil O'Donnell (1992-95)
4.	69	Kordell Stewart (1995-2001)
5.	51	Tommy Maddox (2002)
MOST PASSES COMPLETED (GAME)		
Rank	No.	Name
1.	47	Ben Roethlisberger (1-10-21 vs. Cleveland)
2.	37	Ben Roethlisberger (1-14-18 vs. Jacksonville)
3.	32	Neil O'Donnell (1-15-95 vs. San Diego)
4.	31	Ben Roethlisberger (1-22-17 at New England)
	31	Ben Roethlisberger (1-3-14 vs. Baltimore)
6.	30	Tommy Maddox (1-5-03 vs. Cleveland)
7.	29	Ben Roethlisberger (1-5-08 vs. Jacksonville)
8.	28	Neil O'Donnell (1-28-96 vs. Dallas)
	28	Terry Bradshaw (1-9-83 vs. Dan Diego)
10.	25	Ben Roethlisberger (2-6-11 vs. Green Bay)
	25	Neil O'Donnell (1-14-96 vs. Indianapolis)
MOST CONSECUTIVE COMPLETIONS		
Rank	No.	Name
1.	14	Ben Roethlisberger (1-14-18 vs. Jacksonville)
	14	Terry Bradshaw (1-9-83 vs. San Diego)
3.	13	Ben Roethlisberger (1-22-17 at New England)

LONGEST PASS COMPLETIONS		
Rank	No.	Name
1.	76t	Terry Bradshaw to Frank Lewis (12-19-76 at Baltimore)
2.	75t	Terry Bradshaw to John Stallworth (1-21-79 vs. Dallas)
3.	73t	Terry Bradshaw to John Stallworth (1-20-80 vs. L.A. Rams)
4.	65t	Ben Roethlisberger to Antonio Holmes (1-18-09 vs. Baltimore)
	65t	Mark Malone to John Stallworth (1-6-85 at Miami)
6.	64t	Terry Bradshaw to Lynn Swann (1-18-76 vs. Dallas)
7.	62t	Ben Roethlisberger to Antonio Brown (1-8-17 vs. Miami)
8.	60	Terry Bradshaw to Franco Harris (12-23-72 vs Oakland)
9.	58	Clif Stout to John Stallworth (1-20-80 at L.A. Raiders)
10.	47	Terry Bradshaw to Lynn Swann (1-20-80 vs. L.A. Rams)
HIGHEST COMPLETION PCT. (CAREER) - MIN. 50 ATT.		
Rank	No.	Name
1.	63.0%	Ben Roethlisberger (469-744, 2004-21)
2.	58.0%	Mike Tomczak (29-50, 1994-97)
3.	57.9%	Neil O'Donnell (133-232, 1992-95)
4.	57.3%	Tommy Maddox (51-89, 2002)
5.	57.2%	Terry Bradshaw (261-456, 1972-82)
HIGHEST COMPLETION PCT. (GAME) - MIN. 15 ATT.		
Rank	No.	Name
1.	77.8%	Terry Bradshaw (14-18, 12-19-76 at Baltimore)
2.	73.7%	Ben Roethlisberger (14-19, 1-8-06 at Cincinnati)
3.	72.4%	Ben Roethlisberger (21-29, 1-22-06 at Denver)
4.	72.2%	Ben Roethlisberger (13-18, 1-8-17 vs. Miami)
5.	71.8%	Terry Bradshaw (28-39, 1-9-83 vs. San Diego)
6.	70.0%	Ben Roethlisberger (21-30, 2-1-09 vs. Arizona)
7.	69.6%	Neil O'Donnell (16-23, 1-7-95 vs. Cleveland)
8.	69.1%	Ben Roethlisberger (1-10-21 vs. Cleveland)
9.	69.0%	Ben Roethlisberger (29-42, 1-5-08 vs. Jacksonville)
10.	68.9%	Ben Roethlisberger (31-45, 1-3-15 vs. Baltimore)
MOST TOUCHDOWN PASSES (CAREER)		
Rank	No.	Name
1.	34	Ben Roethlisberger (2004-21)
2.	30	Terry Bradshaw (1972-82)
3.	9	Neil O'Donnell (1992-95)
4.	5	Tommy Maddox (2002)
5.	4	Mark Malone (1983-84)
MOST TOUCHDOWN PASSES (GAME)		
Rank	No.	Name
1.	5	Ben Roethlisberger (1-14-18 vs. Jacksonville)
2.	4	Ben Roethlisberger (1-10-21 vs. Cleveland)
	4	Terry Bradshaw (1-21-79 vs. Dallas)
4.	3	Terry Bradshaw (12-19-76 at Baltimore)
	3	Mark Malone (1-6-85 at Miami)
	3	Neil O'Donnell (1-8-94 at Kansas City)
	3	Tommy Maddox (1-5-03 vs. Cleveland)
	3	Ben Roethlisberger (1-8-06 at Cincinnati)

MOST PASSES INTERCEPTED (CAREER)		
Rank	No.	Name
	28	Ben Roethlisberger (2004-21)
2.	26	Terry Bradshaw (1972-82)
3.	8	Kordell Stewart (1995-2001)
	8	Neil O'Donnell (1992-95)
5.	4	Mike Tomczak (1994, 1996-97)
MOST PASSES INTERCEPTED (GAME)		
Rank	No.	Name
1.	4	Ben Roethlisberger (1-10-21 vs. Cleveland)
2.	3	10 times, last time by Ben Roethlisberger (1-5-08 vs. Jacksonville)
MOST RECEPTIONS (CAREER)		
Rank	No.	Name
1.	88	Hines Ward (2001-11)
2.	57	John Stallworth (1974-84)
3.	51	Antonio Brown (2010-17)
	51	Franco Harris (1972-83)
5.	49	Heath Miller (2005-15)
6.	48	Lynn Swann (1974-82)
7.	43	Ernie Mills (1992-96)
8.	31	Andre Hastings (1993-96)
9.	27	Antwaan Randle El (2002, 2004-05, 2010)
10.	26	Yancey Thigpen (1992-97)
MOST RECEPTIONS (GAME)		
Rank	No.	Name
1.	13	JuJu Smith-Schuster (1-10-21 vs. Cleveland)
2.	11	Diontae Johnson (1-10-21 vs. Cleveland)
	11	Franco Harris (1-9-83 vs. San Diego)
	11	Hines Ward (1-5-03 vs. Cleveland)
5.	10	Vance McDonald (1-14-18 vs. Jacksonville)
	10	John Stallworth (12-30-78 vs. Denver)
	10	Andre Hastings (1-28-96 vs. Dallas)
	10	Hines Ward (1-15-05 vs. N.Y. Jets)
	10	Hines Ward (1-5-08 vs. Jacksonville)
10.	9	Le'Veon Bell (1-14-18 vs. Jacksonville)
	9	Santonio Holmes (2-1-09 vs. Arizona)
	9	Mike Wallace (2-6-11 vs. Green Bay)
	9	Antonio Brown (1-3-15 vs. Baltimore)
	9	Martavis Bryant (1-17-16 at Denver)
MOST YARDS RECEIVING (CAREER)		
Rank	No.	Name
1.	1,181	Hines Ward (2001-11)
2.	1,054	John Stallworth (1974-84)
3.	907	Lynn Swann (1974-82)
4.	837	Antonio Brown (2010-17)
5.	587	Heath Miller (2005-15)
	587	Ernie Mills (1992-96)
7.	504	Franco Harris (1972-83)
8.	378	Plaxico Burress (2001-04)
9.	365	Antwaan Randle El (2002, 2004-05, 2010)
10.	352	Yancey Thigpen (1992-97)

MOST YARDS RECEIVING (GAME)		
Rank	No.	Name
1.	161	Lynn Swann (1-18-76 vs. Dallas)
2.	157	JuJu Smith-Schuster (1-10-21 vs. Cleveland)
3.	156	John Stallworth (12-30-78 vs. Denver)
4.	154	Martavis Bryant (1-17-16 at Denver)
5.	135	Hines Ward (1-5-08 vs. Jacksonville)
6.	132	Antonio Brown (1-14-18 vs. Jacksonville)
7.	131	Santonio Holmes (2-1-09 vs. Arizona)
8.	124	Antonio Brown (1-8-17 vs. Miami)
	124	Lynn Swann (1-21-79 vs. Dallas)
10.	123	Hines Ward (2-5-06 vs. Seattle)
MOST TOUCHDOWNS RECEIVING (CAREER)		
Rank	No.	Name
1.	12	John Stallworth (1974-84)
2.	10	Hines Ward (2001-11)
3.	9	Lynn Swann (1974-82)
4.	4	Antonio Brown (2010-17)
	4	Heath Miller (2005-15)
6.	3	Martavis Bryant (2014-15, '17)
	3	Santonio Holmes (2007-08)
	3	Plaxico Burress (2001-2004)
MOST TOUCHDOWNS RECEIVING (GAME)		
Rank	No.	Name
1.	2	7 times, last time by Chase Claypool (1-10-21 vs. Cleveland)
MOST CONSECUTIVE GAMES WITH A RECEPTION		
Rank	No.	Name
1.	17	John Stallworth (12-29-74 at Oakland to 1-6-85 at Miami)
	17	Hines Ward (1-20-02 vs. Baltimore – 2-6-11 vs. Green Bay)
3.	13	Lynn Swann (12-27-75 vs. Baltimore to 1-9-83 vs. San Diego)
MOST PUNTS (CAREER)		
Rank	No.	Name
1.	48	Bobby Walden (1972-76)
2.	36	Josh Miller (1996-2001)
3.	26	Chris Gardocki (2004-05)
	26	Craig Colquitt (1978-84)
5.	25	Jordan Berry (2015-21)
6.	18	Mark Royals (1992-94)
7.	14	Mitch Berger (2008)
8.	12	Tom Rouen (2002)
	12	Jeremy Kapinos (2010-11)
	12	Rohn Stark (1995)

MOST PUNTS (GAME)

Rank	No.	Name
1.	9	Josh Miller (1-3-98 vs. New England)
	9	Josh Miller (1-5-97 at New England)
3.	8	Craig Colquitt (1-1-84 at Los Angeles Raiders)
4.	7	Jordan Berry (1-9-16 at Cincinnati)
	7	Mitch Berger (1-18-09 vs. Baltimore)
	7	Bobby Walden (12-26-76 at Oakland)
	7	Bobby Walden (1-12-75 vs. Minnesota)
8.	6	Mark Royals (1-8-94 at Kansas City)
	6	Bobby Walden (12-23-72 vs. Oakland)
	6	Josh Miller (1-20-02 vs. Baltimore)
	6	Josh Miller (1-27-02 vs. New England)
	6	Tom Rouen (1-11-03 at Tennessee)
	6	Jordan Berry (1-17-16 at Denver)

HIGHEST PUNT AVERAGE (CAREER) - MIN. 10 PUNTS

Rank	No.	Name
1.	47.42	Jeremy Kapinos (2010-11)
2.	42.92	Chris Gardocki (2004-05)
3.	42.50	Mitch Berger (2008)
4.	42.08	Craig Colquitt (1978-84)
5.	41.74	Mark Royals (1992-94)
6.	41.48	Bobby Walden (1972-76)
7.	40.12	Jordan Berry (2015-21)
8.	39.53	Josh Miller (1996)
9.	38.08	Rohn Stark (1995)
10.	33.58	Tom Rouen (2002)

HIGHEST PUNT AVERAGE (GAME) - MIN. 3 PUNTS

Rank	No.	Name
1.	51.25	Bobby Walden (12-31-72 vs. Miami)
2.	51.00	Craig Colquitt (1-6-80 vs. Houston Oilers)
	51.00	Jeremy Kapinos (2-6-11 vs. Green Bay)
4.	48.67	Chris Gardocki (2-5-06 vs. Seattle)
5.	48.50	Jeremy Kapinos (1-15-11 vs. Baltimore)
6.	48.17	Bobby Walden (12-23-72 vs. Oakland)
7.	48.00	Mitch Berger (1-11-09 vs. San Diego)
8.	47.00	Chris Gardocki (1-8-06 at Cincinnati)
9.	46.33	Mitch Berger (2-1-09 vs. Arizona)
10.	46.00	Jeremy Kapinos (1-8-12 at Denver)

LONG PUNTS

Rank	No.	Name
1.	66	Craig Colquitt (1-6-80 vs. Houston)
2.	62	Jeremy Kapinos (1-8-12 at Denver)
3.	61	Bobby Walden (12-23-72 vs. Oakland)
4.	60	2 times, last time by Chris Gardocki (2-5-06 vs. Seattle)
6.	59	2 times, last time by Josh Miller (12-29-96 vs. Indianapolis)
8.	56	Jeremy Kapinos (2-6-11 vs. Green Bay)
9.	55	4 times, last time by Jeremy Kapinos (1-15-11 vs. Baltimore)

MOST PUNT RETURNS (CAREER)

Rank	No.	Name
1.	26	Antwaan Randle El (2002-10)
2.	23	Theo Bell (1976-79)
3.	14	Glen Edwards (1972-77)
4.	12	Lynn Swann (1974-82)
	12	Antonio Brown (2010-16)
6.	10	Rod Woodson (1989-96)
	10	Jahine Arnold (1996)
8.	7	Santonio Holmes (2007-08)
	7	Andre Hastings (1993-96)
	7	Troy Edwards (2001)

MOST PUNT RETURNS (GAME)

Rank	No.	Name
1.	6	Theo Bell (1-7-79 vs. Houston)
2.	5	3 times, last time by Antwaan Randle El (1-15-06 at Indianapolis)
6.	4	8 times, last time by Markus Wheaton (1-17-16 at Denver)

MOST PUNT RETURN YARDS (CAREER)

Rank	No.	Name
1.	288	Antwaan Randle El (2002-10)
2.	195	Theo Bell (1976-79)
3.	133	Glen Edwards (1972-77)
4.	111	Jahine Arnold (1996)
5.	103	Santonio Holmes (2007-08)

MOST PUNT RETURN YARDS (GAME)

Rank	No.	Name
1.	91	Theo Bell (1-7-79 vs. Houston)
2.	78	Will Blackwell (1-3-98 vs. New England)
3.	77	Antwaan Randle El (1-5-03 vs. Cleveland)
	77	Jahine Arnold (12-29-96 vs. Indianapolis)
5.	73	Santonio Holmes (1-11-09 vs. San Diego)
6.	65	Troy Edwards (1-20-02 vs. Baltimore)
7.	53	Andre Hastings (1-14-96 vs. Indianapolis)
8.	50	Antwaan Randle El (1-15-06 at Indianapolis)
9.	40	Antwaan Randle El (1-23-05 vs. New England)
10.	39	Glen Edwards (12-23-72 vs. Oakland)

MOST PUNT RETURN TOUCHDOWNS (CAREER)

Rank	No.	Name
1.	1	Antwaan Randle El (2002-10)
	1	Santonio Holmes (2007-08)

MOST PUNT RETURN TOUCHDOWNS (GAME)

Rank	No.	Name
1.	1	Antwaan Randle El (1-5-03 vs. Cleveland)
	1	Santonio Holmes (1-11-09 vs. San Diego)

HIGHEST PUNT RETURN AVERAGE (CAREER) - MIN. 10

Rank	No.	Name
1.	11.10	Jahine Arnold (1996)
2.	11.08	Antwaan Randle El (2002-10)
3.	9.50	Glen Edwards (1972-77)
4.	8.48	Theo Bell (1976-79)
5.	7.67	Lynn Swann (1974-82)
6.	6.20	Rod Woodson (1989-96)
7.	4.75	Antonio Brown (2010-16)

HIGHEST PUNT RETURN AVERAGE (GAME) - MIN. 3

Rank	No.	Name
1.	19.50	Will Blackwell (1-3-98 vs. New England)
2.	19.25	Antwaan Randle-El (1-5-03 vs. Cleveland)
3.	17.67	Andre Hastings (1-14-96 vs. Indianapolis)
4.	16.25	Troy Edwards (1-20-02 vs. Baltimore)
5.	15.40	Jahine Arnold (12-29-96 vs. Indianapolis)

LONGEST PUNT RETURNS

Rank	No.	Name
1.	67t	Santonio Holmes (1-11-09 vs. San Diego)
2.	66t	Antwaan Randle El (1-5-03 vs. Cleveland)
3.	58	Will Blackwell (1-3-98 vs. New England)
4.	35	Troy Edwards (1-20-02 vs. Baltimore)
5.	33	Andre Hastings (1-14-96 vs. Indianapolis)

MOST KICKOFF RETURNS (CAREER)

Rank	No.	Name
1.	17	Ernie Mills (1992-96)
2.	16	Larry Anderson (1978-79)
3.	13	Antonio Brown (2010-16)
4.	11	Ike Taylor (2004-2014)
5.	10	Rod Woodson (1989-96)
	10	Antwaan Randle El (2002-10)

MOST KICKOFF RETURNS (GAME)

Rank	No.	Name
1.	6	Ray-Ray McCloud (1-10-21 vs. Cleveland)
2.	5	5 times, last time by Najeh Davenport (1-5-08 vs. Jacksonville)
7.	4	13 times, last by Antonio Brown (2-6-11 vs. Green Bay)

MOST KICKOFF RETURN YARDS (CAREER)

Rank	No.	Name
1.	387	Larry Anderson (1978-79)
2.	354	Ernie Mills (1992-96)
3.	257	Antonio Brown (2010-16)
4.	206	Preston Pearson (1970-74)
5.	205	Steve Davis (1972-1974)

MOST KICKOFF RETURN YARDS (GAME)

Rank	No.	Name
1.	162	Larry Anderson (1-20-80 vs. Los Angeles Rams)
2.	146	Ray-Ray McCloud (1-10-21 vs. Cleveland)
3.	106	Rich Erenberg (1-6-85 at Miami)
4.	99	Ernie Mills (1-5-97 at New England)
5.	96	Ernie Mills (1-14-96 vs. Indianapolis)
6.	88	Antonio Brown (2-6-11 vs. Green Bay)
7.	86	Troy Edwards (1-27-02 vs. New England)
8.	85	Antonio Brown (1-15-11 vs. Baltimore)
9.	84	Henry Odom (1-1-84 at L.A. Raiders)
10.	83	Najeh Davenport (1-5-08 vs. Jacksonville)

HIGHEST KICKOFF RETURN AVERAGE (CAREER) - MIN. 10

Rank	No.	Name
1.	24.19	Larry Anderson (1978-79)
2.	20.82	Ernie Mills (1992-96)
3.	19.77	Antonio Brown (2010-16)
4.	18.30	Antwaan Randle-El (2002-10)
5.	18.00	Ike Taylor (2004-14)
6.	17.50	Rod Woodson (1987-96)

HIGHEST KICKOFF RETURN AVERAGE (GAME) - MIN. 3

Rank	No.	Name
1.	32.40	Larry Anderson (1-20-80 vs. Los Angeles Rams)
2.	27.00	Lee Mays (1-11-03 at Tennessee)
3.	25.67	Steve Davis (12-22-03 at Oakland)
4.	25.33	Steve Davis (12-29-74 at Oakland)
5.	24.33	Ray-Ray McCloud (1-10-21 vs. Cleveland)
	24.33	Louis Lipps (12-30-84 at Denver)

LONGEST KICKOFF RETURNS

Rank	No.	Name
1.	45	Larry Anderson (1-20-80 vs. Los Angeles Rams)
2.	38	Antonio Brown (2-6-11 vs. Green Bay)
3.	36	Ernie Mills (1-5-97 at New England)
	36	Ike Taylor (1-8-06 at Cincinnati)
5.	34	Fitzgerald Toussaint (1-14-18 vs. Jacksonville)

MOST INTERCEPTIONS (CAREER)

Rank	No.	Name
1.	5	Jack Ham (1972-82)
	5	Mike Wagner (1972-78)
3.	4	Mel Blount (1972-83)
	4	Levon Kirkland (1992-97)
5.	3	Ryan Shazier (2014-19)
	3	Glen Edwards (1972-77)
	3	Chad Scott (1997-2004)
	3	Troy Polamalu (2004-14)
	3	Ike Taylor (2004-14)

MOST INTERCEPTIONS (GAME)

Rank	No.	Name
1.	2	Jack Ham (12-29-74 at Oakland)
	2	Mike Wagner (1-4-76 vs. Oakland)
	2	Brent Alexander (1-20-02 vs. Baltimore)

MOST INTERCEPTION RETURN YARDS (CAREER)

Rank	No.	Name
1.	100	James Harrison (2002, 2004-12, 2014-16)
2.	91	Mike Wagner (1972-78)
3.	89	Glen Edwards (1972-77)
4.	72	J.T. Thomas (1973-79)
5.	59	Mel Blount (1972-83)
6.	58	Troy Polamalu (2004-14)
7.	56	Ike Taylor (2004-14)
8.	46	Chad Scott (1997, 2001-04)
9.	35	Valentino Blake (2014-15)
	35	Loren Toews (1973-83)

MOST INTERCEPTION RETURN YARDS (GAME)

Rank	No.	Name
1.	100	James Harrison (2-1-09 vs. Arizona)
2.	40	Troy Polamalu (1-18-09 vs. Baltimore)
3.	37	J.T. Thomas (12-29-74 at Oakland)
4.	35	Antwon Blake (1-9-16 at Cincinnati)
	35	Glen Edwards (1-18-76 vs. Dallas)
	35	Mike Wagner (1-4-76 vs. Oakland)
	35	J.T. Thomas (1-18-76 vs. Dallas)
8.	34	Ron Johnson (1-7-79 vs. Houston)
	34	Mike Wagner (1-4-76 vs. Oakland)
10.	32	Brent Alexander (1-20-02 vs. Baltimore)

MOST INTERCEPTION RETURN TOUCHDOWNS (CAREER)

Rank	No.	Name
1.	1	James Harrison (2002, 2004-12, 2014-16)
	1	Troy Polamalu (2004-14)

MOST INTERCEPTION RETURN TOUCHDOWNS (GAME)

Rank	No.	Name
1.	1	James Harrison (2-1-09 vs. Arizona)
	1	Troy Polamalu (1-18-09 vs. Baltimore)

LONGEST INTERCEPTION RETURN

Rank	No.	Name
1.	100t	James Harrison (2-1-09 vs. Arizona)
2.	40t	Troy Polamalu (1-18-09 vs. Baltimore)
3.	37	J.T. Thomas (12-29-74 at Oakland)
4.	35	3 times, last time by Antwon Blake (1-9-16 at Cincinnati)
7.	32	Brent Alexander (1-20-02 vs. Baltimore)
8.	31	Ike Taylor (1-5-08 vs. Jacksonville)

MOST POINTS SCORED

Rank	No.	Opponent (Date)
1.	42	vs. Jacksonville (1-14-18)
	42	vs. Indianapolis (12-29-96)
3.	40	vs. Buffalo (1-6-96)
	40	at Baltimore (12-19-76)
5.	38	vs. Cleveland (1-10-21)
6.	36	vs. Cleveland (1-5-03)
7.	35	vs. Dallas (1-21-79)
	35	vs. San Diego (1-11-09)
9.	34	at Denver (1-22-06)
	34	vs. Houston (1-7-79)
	34	vs. Miami (12-30-79)

MOST POINTS ALLOWED

Rank	No.	Opponent (Date)
1.	48	vs. Cleveland (1-10-21)
2.	45	at Miami (1-6-85)
	45	vs. Jacksonville (1-14-08)
4.	41	vs. New England (1-23-05)
5.	38	at L.A. Raiders (1-1-84)
6.	36	at New England (1-22-07)
7.	34	at Denver (12-24-77)
	34	at Tennessee (1-11-03)
9.	33	vs. Cleveland (1-5-03)
	33	at Oakland (12-22-73)

FEWEST POINTS SCORED

Rank	No.	Opponent (Date)
1.	0	vs. Philadelphia (12-21-47)
2.	3	vs. Buffalo (1-9-93)
	3	at New England (1-5-97)
4.	7	vs. New England (1-3-98)
	7	at Oakland (12-26-76)
6	10	at L.A. Raiders (1-1-84)
7.	13	vs. San Diego (1-15-95)
	13	vs. Oakland (12-23-72)
9.	14	at Oakland (12-22-73)
10.	16	at Denver (1-17-06)
	16	vs. Oakland (1-4-76)
	16	at Minnesota (1-12-75)

FEWEST POINTS ALLOWED

Rank	No.	Opponent (Date)
1.	5	vs. Houston (1-7-79)
2.	6	vs. New England (1-3-98)
	6	vs. Minnesota (1-12-75)
4.	7	vs. Oakland (12-23-72)
5.	9	vs. Cleveland (1-7-95)
6.	10	vs. Baltimore (1-20-02)
	10	vs. Seattle (2-5-06)
	10	vs. Oakland (1-4-76)
	10	vs. Denver (12-30-78)
	10	vs. Baltimore (12-27-75)

MOST POINTS SCORED BY BOTH TEAMS

Rank	No.	Opponent (Date)
1.	87	vs. Jacksonville (1-14-18, Jacksonville 45, Pittsburgh 42)
	85	vs. Cleveland (1-10-21, Cleveland 48, Pittsburgh 37)
3.	73	at Miami (1-6-85, Miami 45, Pittsburgh 28)
4.	69	vs. Cleveland (1-5-03, Pittsburgh 36, Cleveland 33)
5.	68	vs. New England (1-23-05, New England 41, Pittsburgh 27)
6.	66	vs. Dallas (1-21-79, Pittsburgh 35, Dallas 31)
7.	65	at Tennessee (1-11-03, Tennessee 34, Pittsburgh 31)
8.	61	vs. Buffalo (1-6-96, Pittsburgh 40, Buffalo 21)
9.	60	vs. Jacksonville (1-5-08, Jacksonville 31, Pittsburgh 29)
10.	59	vs. San Diego (1-11-09, Pittsburgh 35, San Diego 24)
	59	vs. San Diego (1-9-83, San Diego 31, Pittsburgh 28)

FEWEST POINTS SCORED BY BOTH TEAMS

Rank	No.	Opponent (Date)
1.	13	vs. New England (1-3-98, Pittsburgh 7, New England 6)
2.	20	at Oakland (12-23-72, Pittsburgh 13, Oakland 7)
3.	21	vs. Philadelphia (12-21-47, Philadelphia 21, Pittsburgh 0)
4.	22	vs. Minnesota (1-12-75, Pittsburgh 16, Minnesota 6)
5.	26	vs. Oakland (1-4-76, Pittsburgh 16, Oakland 10)
6.	27	vs. Buffalo (1-9-93, Buffalo 24, Pittsburgh 3)
7.	30	vs. San Diego (1-15-95, San Diego 17, Pittsburgh 13)
8.	31	at Oakland (12-26-76, Oakland 24, Pittsburgh 7)
	31	at New England (1-5-97, New England 28, Pittsburgh 3)
	31	vs. Seattle (2-5-06, Pittsburgh 21, Seattle 10)

MOST TOUCHDOWNS SCORED

Rank	No.	Opponent (Date)
1.	6	vs. Jacksonville (1-4-18)
2.	5	7 times, last time vs. Cleveland (1-10-21)
9.	4	13 times, last time vs. Miami (1-8-17)

MOST TOUCHDOWNS ALLOWED

Rank	No.	Opponent (Date)
1.	6	3 times, last time vs. Cleveland (1-10-21)
4.	5	2 times, last time vs. New England (1-23-05)
6.	4	9 times, last time at New England (1-22-17)

MOST RUSHING TOUCHDOWNS

Rank	No.	Opponent (Date)
1.	5	vs. Indianapolis (12-29-96)
2.	3	5 times, last time vs. San Diego (1-11-09)
7.	2	17 times, last time vs. Miami (1-8-17)

MOST RUSHING TOUCHDOWNS ALLOWED

Rank	No.	Opponent (Date)
1.	4	2 times, last time vs. Jacksonville (1-14-18)
3.	3	at New England (1-5-97)
4.	2	11 times, last time vs. Cleveland (1-10-21)

MOST TOUCHDOWNS PASSING

Rank	No.	Opponent (Date)
1.	5	vs. Jacksonville (1-14-18)
2.	4	vs. Dallas (1-21-79)
	4	vs. Cleveland (1-10-21)
4.	3	5 times, last time at Cincinnati (1-8-06)
9.	2	17 times, last time vs. Miami (1-8-17)

MOST TOUCHDOWNS PASSING ALLOWED

Rank	No.	Opponent (Date)
1.	4	at Miami (1-6-85)
2.	3	8 times, last time vs. Cleveland (1-10-21)
10.	2	16 times, last time vs. Baltimore (1-3-15)

MOST DEFENSIVE TOUCHDOWNS

Rank	No.	Opponent (Date)
1.	1	6 times, last time vs. N.Y. Jets (1-23-11)

MOST DEFENSIVE TOUCHDOWNS BY OPPONENT

Rank	No.	Opponent (Date)
1.	1	12 times, last time vs. Cleveland (1-10-21)

MOST PATS/ATTEMPTS

Rank	No.	Opponent (Date)
1.	6/6	vs. Jacksonville (1-14-18)
2.	5/5	4 times, last time vs. San Diego (1-11-09)
6.	4/4	14 times, last time vs. Miami (1-8-17)

MOST PATS/ATTEMPTS BY OPPONENT

Rank	No.	Opponent (Date)
1.	6/6	3 times, last time vs. Cleveland (1-10-21)
4.	5/5	2 times, last time vs. New England (1-23-05)
6.	4/4	7 times, last time vs. Green Bay (2-6-11)

MOST FIELD GOALS MADE

Rank	No.	Opponent (Date)
1.	6	at Kansas City (1-15-17)
2.	4	4 times, last time at Cincinnati (1-9-16)
6.	3	5 times, last time at Denver (1-17-16)

MOST FIELD GOALS MADE BY OPPONENT

Rank	No.	Opponent (Date)
1.	5	at Denver (1-17-16)
2.	4	at Oakland (12-22-73)
3.	3	4 times, last time vs. Baltimore (1-3-15)

MOST FIRST DOWNS

Rank	No.	Opponent (Date)
1.	34	vs. Cleveland (1-10-21)
2.	30	vs. Cleveland (1-5-03)
3.	29	at Baltimore (12-19-76)
	29	vs. Buffalo (12-22-74)
5.	28	vs. Jacksonville (1-14-18)
6.	27	vs. Miami (12-30-79)
7.	26	vs. San Diego (1-9-83)
8.	25	vs. Dallas (1-28-96)
	25	at Denver (12-30-84)
10.	24	vs. Indianapolis (12-29-96)
	24	vs. Jacksonville (1-5-08))
	24	vs. Denver (12-30-78)

MOST FIRST DOWNS BY OPPONENT		
Rank	No.	Opponent (Date)
1.	29	at Tennessee (1-11-03)
	29	vs. San Diego (1-9-83)
3.	28	at Kansas City (1-8-94)
	28	at Miami (1-6-85)
5.	26	at New England (1-22-17)
6.	24	at Oakland (12-22-73)
	24	at L.A. Raiders (1-1-84)
8.	23	vs. Denver (1-11-98)
	23	vs. Arizona (2-1-09)
10.	22	vs. Jacksonville (1-14-18)
	22	at Houston (12-31-89)
MOST FIRST DOWNS BY BOTH TEAMS		
Rank	No.	Opponent (Date)
1.	55	vs. San Diego (1-9-83, S.D. 29, Pitt. 26)
2.	54	vs. Cleveland (1-10-21, Pitt. 34, Clev. 20)
3.	51	vs. Cleveland (1-5-03, Pitt. 30, Clev. 21)
4.	50	3 times, last time vs. Jacksonville (1-14-18, Pitt. 28, Jax. 22)
7.	49	at Kansas City (OT) (1-8-94, K.C. 28, Pitt. 21)
8.	48	at New England (1-22-17, N.E. 26, Pitt. 22)
9.	46	vs. Denver (1-11-98, Den. 23, Pitt. 23)
10.	45	at Baltimore (12-19-76, Pitt. 26, Balt. 19)
FEWEST FIRST DOWNS		
Rank	No.	Opponent (Date)
1.	11	vs. Baltimore (1-18-09)
2.	12	at New England (1-5-97)
3.	13	4 times, last time at Oakland (12-26-76)
7.	14	vs. Seattle (2-5-06)
8.	15	at Oakland (12-22-73)
FEWEST FIRST DOWNS BY OPPONENT		
Rank	No.	Opponent (Date)
1.	7	vs. Baltimore (1-20-02)
2.	8	vs. Indianapolis (12-29-96)
3.	9	vs. Minnesota (1-12-75)
4.	10	3 times, last time vs. Cleveland (1-7-95)
7.	11	vs. Houston (1-6-80)
MOST FIRST DOWNS RUSHING		
Rank	No.	Opponent (Date)
1.	18	vs. Buffalo (12-22-74)
2.	16	vs. Indianapolis (12-29-96)
3.	14	vs. Miami (12-30-79)
	14	vs. Cleveland (1-7-95)
5.	13	vs. Baltimore (12-27-75)
MOST FIRST DOWNS RUSHING BY OPPONENT		
Rank	No.	Opponent (Date)
1.	14	at Oakland (12-22-73)
2.	13	at Los Angeles Raiders (1-1-84)
3.	11	vs. Miami (12-31-72)
4.	10	2 times, last time at Tennessee (1-11-03)

FEWEST FIRST DOWNS RUSHING		
Rank	No.	Opponent (Date)
1.	1	vs. Baltimore (1-18-09)
2.	2	vs. Dallas (1-21-79)
3.	3	3 times, last time at New England (1-22-17)
6.	4	6 times, last time vs. Jacksonville (1-14-18)
FEWEST FIRST DOWNS RUSHING BY OPPONENT		
Rank	No.	Opponent (Date)
1.	0	3 times, last time vs. Baltimore (1-20-02)
4.	1	3 times, last time vs. Miami (1-8-17)
7.	2	7 times, last time vs. N.Y. Jets (1-23-11)
14.	3	3 times, last time vs. Cleveland (1-7-95)
MOST FIRST DOWNS PASSING		
Rank	No.	Opponent (Date)
1.	29	vs. Cleveland (1-10-21)
2.	24	vs. Cleveland (1-5-03)
3.	23	vs. Jacksonville (1-14-18)
4.	19	vs. San Diego (1-9-83)
5.	18	at New England (1-22-17)
MOST FIRST DOWNS PASSING BY OPPONENT		
Rank	No.	Opponent (Date)
1.	20	vs. Arizona (2-1-09)
2.	19	2 times, last time at Kansas City (OT) (1-8-94)
4.	18	4 times, last at Tennessee (1-11-03)
8.	17	at New England (1-22-17)
9.	16	vs. Miami (1-8-17)
FEWEST FIRST DOWNS PASSING		
Rank	No.	Opponent (Date)
1.	3	vs. Baltimore (12-27-75)
2.	4	vs. Minnesota (1-12-75)
3.	6	3 times, last time vs. Dallas (1-18-76)
FEWEST FIRST DOWNS PASSING BY OPPONENT		
Rank	No.	Opponent (Date)
1.	3	vs. Houston (1-7-79)
2.	4	3 times, last time vs. Baltimore (12-27-75)
5.	5	2 times, last time vs. Jacksonville (1-5-08)
MOST FIRST DOWNS BY PENALTY (STEELERS)		
Rank	No.	Opponent (Date)
1.	5	3 times, last time at Cincinnati (1-9-16)
4.	4	3 times, last time vs. N.Y. Jets (1-23-11)
7.	3	6 times, last time vs. Miami (1-8-17)
MOST FIRST DOWNS BY PENALTY (STEELERS)		
Rank	No.	Opponent (Date)
1.	4	2 times, last time vs. San Diego (1-9-83)
3.	3	7 times, last time at Kansas City (1-15-17)
10.	2	18 times, last time vs. Baltimore (1-15-11)

MOST NET YARDS GAINED		
Rank	No.	Opponent (Date)
1.	553	vs. Cleveland (1-10-21)
2.	545	vs. Jacksonville (1-14-18)
3.	526	at Baltimore (12-19-76)
4.	455	at Miami (1-6-85)
5.	438	vs. Buffalo (12-22-74)
MOST NET YARDS GAINED BY OPPONENT		
Rank	No.	Opponent (Date)
1.	569	at Miami (1-6-85)
2.	479	vs. San Diego (1-9-83)
3.	447	2 times, last time at Denver (1-8-12)
4.	431	at New England (1-22-17)
5.	430	at Tennessee (1-11-03)
FEWEST NET YARDS GAINED		
Rank	No.	Opponent (Date)
1.	213	at New England (1-5-97)
2.	223	at Oakland (12-22-73)
3.	237	at Oakland (12-26-76)
4.	240	vs. Buffalo (1-9-93)
5.	250	vs. Miami (12-31-72)
FEWEST NET YARDS GAINED BY OPPONENT		
Rank	No.	Opponent (Date)
	119	vs. Minnesota (1-12-75)
	126	vs. Baltimore (1-15-11)
	142	vs. Houston (1-7-79)
	146	vs. Indianapolis (12-29-96)
	150	vs. Baltimore (1-20-02)
MOST TOTAL PLAYS		
Rank	No.	Opponent (Date)
1.	84	vs. Cleveland (1-10-21)
	84	vs. Dallas (1-28-96)
3.	80	2 times, last time vs. San Diego (1-15-95)
5.	78	2 times, last vs. Jacksonville (1-14-18)
7.	76	at Denver (12-24-77)
8.	74	3 times, last vs. Jacksonville (1-5-08)
MOST TOTAL PLAYS BY OPPONENT		
Rank	No.	Opponent (Date)
1.	82	at Tennessee (OT) (1-11-03)
2.	81	at Kansas City (OT) (1-8-94)
3.	77	vs. Seattle (2-5-06)
4.	76	vs. Oakland (1-4-76)
5.	74	at Oakland (12-22-73)
FEWEST TOTAL PLAYS		
Rank	No.	Opponent (Date)
1.	46	at Oakland (12-22-73)
2.	48	vs. Miami (12-31-72)
3.	54	vs. Miami (1-8-17)
4.	56	2 times, last time vs. Seattle (2-5-06)
6.	58	3 times, last time vs. Arizona (2-1-09)

FEWEST TOTAL PLAYS BY OPPONENT		
Rank	No.	Opponent (Date)
1.	47	3 times, last time vs. San Diego (1-15-95)
4.	49	at Kansas City (1-15-17)
5.	50	3 times, last time vs. San Diego (1-11-09)
8.	51	vs. Baltimore (1-20-02)
9.	52	3 times, last time vs. Indianapolis (12-29-96)
MOST YARDS GAINED RUSHING		
Rank	No.	Opponent (Date)
1.	249	vs. Minnesota (1-12-75)
2.	238	vs. Cleveland (1-7-95)
3.	235	vs. Buffalo (12-22-74)
4.	231	vs. Indianapolis (12-29-96)
5.	225	at Baltimore (12-19-76)
MOST YARDS GAINED RUSHING BY OPPONENT		
Rank	No.	Opponent (Date)
1.	232	at Oakland (12-22-73)
2.	194	at New England (1-5-97)
3.	193	vs. Miami (12-31-72)
4.	188	at Los Angeles Raiders (1-1-84)
5.	169	vs. Buffalo (1-9-93)
FEWEST YARDS GAINED RUSHING		
Rank	No.	Opponent (Date)
1.	43	vs. Jacksonville (1-5-08)
2.	52	vs. Cleveland (1-10-21)
	52	vs. Baltimore (1-18-09)
4.	54	at New England (1-22-17)
5.	58	2 times, last time vs. Arizona (2-1-09)
FEWEST YARDS GAINED RUSHING BY OPPONENT		
Rank	No.	Opponent (Date)
1.	15	vs. San Diego (1-11-09)
2.	17	vs. Minnesota (1-12-75)
3.	22	vs. Baltimore (1-20-02)
4.	24	vs. Houston (1-6-80)
5.	25	vs. Miami (12-30-79)
6.	29	at Oakland (12-29-74)
MOST RUSHING ATTEMPTS		
Rank	No.	Opponent (Date)
1.	57	vs. Minnesota (1-12-75)
2.	51	3 times, last time vs. Cleveland (1-7-95)
5.	50	at Oakland (12-29-74)
6.	49	vs. Baltimore (1-20-02)
7.	47	vs. Houston (1-7-79)
MOST RUSHING ATTEMPTS BY OPPONENT		
Rank	No.	Opponent (Date)
1.	55	at Oakland (12-22-73)
2.	51	at Oakland (12-26-76)
3.	49	vs. Miami (12-31-72)
4.	41	vs. Baltimore (12-27-75)
5.	39	vs. Buffalo (1-9-93)

FEWEST RUSHING ATTEMPTS

Rank	No.	Opponent (Date)
1.	16	vs. Cleveland (1-10-21)
2.	18	vs. Jacksonville (1-14-18)
3.	19	2 times, last time vs. Denver (1-17-06)
5.	20	4 times, last time at New England (1-22-17)
9.	21	at Oakland (12-26-76)
10.	22	vs. New England (1-27-02)

FEWEST RUSHING ATTEMPTS BY OPPONENT

Rank	No.	Opponent (Date)
1.	11	2 times, last time vs. San Diego (1-11-09)
3.	12	vs. Arizona (2-1-09)
4.	13	vs. Green Bay (2-6-11)
5.	14	2 times, last time at Kansas City (1-15-17)

MOST NET YARDS GAINED PASSING

Rank	No.	Opponent (Date)
1.	501	vs. Cleveland (1-10-21)
2.	462	vs. Jacksonville (1-14-18)
3.	349	vs. San Diego (1-15-95)
4.	343	vs. Cleveland (1-5-03)
5.	325	vs. San Diego (1-9-83)

MOST NET YARDS GAINED PASSING BY OPPONENT

Rank	No.	Opponent (Date)
1.	435	at Miami (1-6-85)
2.	409	vs. Cleveland (1-5-03)
3.	374	2 times, last time at New England (1-22-17)
5.	333	vs. San Diego (1-9-83)
6.	331	at Tennessee (1-11-03)

FEWEST NET YARDS GAINED PASSING

Rank	No.	Opponent (Date)
1.	43	vs. Philadelphia (12-21-47)
2.	76	vs. Baltimore (12-27-75)
3.	84	vs. Minnesota (1-12-75)
4.	90	at New England (1-5-97)
5.	95	at Oakland (12-29-74)

FEWEST NET YARDS GAINED PASSING BY OPPONENT

Rank	No.	Opponent (Date)
1.	63	at Oakland (12-26-76)
2.	70	vs. Houston (1-7-79)
3.	72	vs. Baltimore (12-27-75)
4.	78	vs. Oakland (12-23-72)
5.	91	vs. Baltimore (1-15-11)

MOST PASS ATTEMPTS

Rank	No.	Opponent (Date)
1.	68	vs. Cleveland (1-10-21)
2.	58	vs. Jacksonville (1-14-18)
3.	54	vs. San Diego (1-15-95)
4.	49	vs. Dallas (1-28-96)
5.	48	2 times, last time vs. Baltimore (1-3-15)

MOST PASS ATTEMPTS BY OPPONENT

Rank	No.	Opponent (Date)
1.	49	vs. Seattle (2-5-06)
2.	48	at Houston (OT) (12-31-89)
3.	45	at Tennessee (1-11-03)
4.	44	2 times, last time vs. New England (1-3-98)
6.	43	2 times, last time vs. Arizona (2-1-09)

FEWEST PASS ATTEMPTS

Rank	No.	Opponent (Date)
1.	13	vs. Baltimore (12-27-75)
2.	14	vs. Minnesota (1-12-75)
3.	17	at Oakland (12-29-74)
4.	18	2 times, last time vs. Miami (1-8-17)
6.	19	3 times, last time vs. N.Y. Jets (1-23-11)

FEWEST PASS ATTEMPTS BY OPPONENT

Rank	No.	Opponent (Date)
1.	16	2 times, last time at Oakland (12-26-76)
3.	17	at Oakland (12-22-73)
4.	18	vs. Philadelphia (12-21-47)
5.	20	at Denver (1-7-90)
6.	21	2 times, last time at Denver (1-8-12)

MOST PASS COMPLETIONS

Rank	No.	Opponent (Date)
1.	47	vs. Cleveland (1-10-21)
2.	37	vs. Jacksonville (1-14-18)
3.	33	vs. Baltimore (1-3-15)
4.	32	vs. San Diego (1-15-95)
5.	31	at New England (1-22-17)

MOST PASS COMPLETIONS BY OPPONENT

Rank	No.	Opponent (Date)
1.	32	at New England (1-22-17)
2.	31	vs. Arizona (2-1-09)
3.	29	3 times, last time vs. Miami (1-8-17)
6.	27	2 times, last time at Tennessee (OT) (1-11-03)
8.	26	2 times, last time vs. Seattle (2-5-06)

FEWEST PASS COMPLETIONS

Rank	No.	Opponent (Date)
1.	4	vs. Philadelphia (12-21-47)
2.	8	2 times, last time vs. Baltimore (12-27-75)
4.	9	2 times, last time vs. Dallas (1-18-76)
6.	10	3 times, last time vs. N.Y. Jets (1-23-11)
9.	11	2 times, last time vs. Houston (1-7-79)

FEWEST PASS COMPLETIONS BY OPPONENT

Rank	No.	Opponent (Date)
1.	8	vs. Baltimore (12-27-75)
2.	9	vs. Jacksonville (1-5-08)
3.	10	3 times, last time at Denver (1-8-12)
6.	11	6 times, last time vs. San Diego (1-15-95)
12.	12	4 times, last time at Denver (1-7-90)

FEWEST PASS COMPLETIONS BY BOTH TEAMS		
Rank	No.	Opponent (Date)
1.	91	vs. Cleveland (1-5-03)
2.	89	at New England (1-22-17)
3.	87	at Tennessee (OT) (1-11-03)
4.	86	at Kansas City (OT) (1-8-94)
5.	84	vs. Jacksonville (1-14-18)
6.	81	3 times, last time vs. New England (1-27-02)
MOST PASSES HAD INTERCEPTIONS (STEELERS)		
Rank	No.	Opponent (Date)
1.	3	10 times, last time vs. Jacksonville (1-5-08)
11.	2	15 times, last time vs. Miami (1-8-17)
MOST PASSES HAD INTERCEPTIONS (OPPONENT)		
Rank	No.	Opponent (Date)
1.	5	vs. Houston (1-7-79)
2.	4	vs. Cleveland (1-10-21)
3.	3	6 times, last time vs. Baltimore (1-18-09)
9.	2	13 times, last time vs. Jacksonville (1-5-08)
MOST SACKS ALLOWED (SINCE 1982)		
Rank	No.	Opponent (Date)
1.	7.0	vs. Buffalo (1-9-93)
2.	6.0	2 times, last time vs. Baltimore (1-15-11)
4.	5.0	3 times, last time vs. Baltimore (1-3-15)
MOST SACKS (SINCE 1982)		
Rank	No.	Opponent (Date)
1.	5.0	3 times, last time vs. Miami (1-8-17)
4.	4.0	7 times, last time vs. Jacksonville (1-5-08)
11.	3.0	8 times, last time at Cincinnati (1-9-16)
MOST PUNTS		
Rank	No.	Opponent (Date)
1.	9	2 times, last time vs. New England (1-3-98)
3.	8	at Los Angeles Raiders (1-1-84)
4.	7	6 times, last time at Cincinnati (1-9-16)
MOST PUNTS BY OPPONENT		
Rank	No.	Opponent (Date)
1.	9	vs. Baltimore (12-27-75)
2.	8	3 times, last time vs. Baltimore (1-20-02)
5.	7	7 times, last time vs. Baltimore (1-18-09)
FEWEST PUNTS		
Rank	No.	Opponent (Date)
1.	1	4 times, last time at Kansas City (1-15-17)
5.	2	8 times, last time vs. Jacksonville (1-14-18)
FEWEST PUNTS BY OPPONENT		
Rank	No.	Opponent (Date)
1.	1	vs. San Diego (1-9-83)
2.	2	6 times, last time at New England (1-22-17)
8.	3	at Cincinnati (1-8-06)

HIGHEST PUNTING AVERAGE (MIN. 3 PUNTS)		
Rank	No.	Opponent (Date)
1.	51.3	vs. Miami (12-31-72)
2.	51.0	2 times, last time vs. Green Bay (2-6-11)
4.	48.7	vs. Seattle (2-5-06)
5.	48.5	vs. Baltimore (1-15-11)
6.	48.2	vs. Oakland (12-23-72)
HIGHEST PUNTING AVERAGE BY OPPONENT (MIN. 3 PUNTS)		
Rank	No.	Opponent (Date)
1.	53.8	vs. Baltimore (1-15-11)
2.	50.2	vs. Seattle (2-5-06)
3.	50.0	2 times, last time vs. Jacksonville (1-5-08)
5.	47.2	vs. San Diego (1-11-09)
6.	47.0	at Denver (1-17-06)
MOST PENALTIES		
Rank	No.	Opponent (Date)
1.	12	at Baltimore (12-19-76)
2.	11	vs. Denver (12-30-78)
3.	10	2 times, last time at Cincinnati (1-9-16)
MOST PENALTIES BY OPPONENT		
Rank	No.	Opponent (Date)
1.	12	vs. New England (1-27-02)
2.	11	vs. Arizona (2-1-09)
3.	9	5 times, last time at Indianapolis (1-15-06)
MOST YARDS PENALIZED		
Rank	No.	Opponent (Date)
1.	142	at Cincinnati (1-9-16)
2.	122	vs. Minnesota (1-12-75)
3.	114	vs. Baltimore (1-3-15)
MOST YARDS PENALIZED BY OPPONENT		
Rank	No.	Opponent (Date)
1.	106	vs. Arizona (2-1-09)
2.	104	2 times, last time vs. San Diego (1-11-09)
4.	92	at Tennessee (1-11-03)
MOST TURNOVERS		
Rank	No.	Opponent (Date)
1.	7	vs. Oakland (1-4-76)
2.	5	3 times, last time vs. Houston (1-7-79)
5.	4	6 times, last time vs. Jacksonville (1-5-08)
MOST TURNOVERS BY OPPONENT		
Rank	No.	Opponent (Date)
1.	9	vs. Houston (1-7-79)
2.	5	2 times, last time vs. Oakland (1-4-76)
4.	4	8 times, last time at Cincinnati (1-9-16)
MOST FUMBLES LOST		
Rank	No.	Opponent (Date)
1.	4	vs. Oakland (1-4-76)
2.	3	3 times, last time vs. Miami (12-30-79)
5.	2	7 times, last time vs. Baltimore (1-15-11)

MOST FUMBLES LOST BY OPPONENT		
Rank	No.	Opponent (Date)
1.	4	vs. Houston (1-7-79)
2.	3	2 times, last time at Cincinnati (1-9-16)
4.	2	13 times, last time vs. Miami (1-8-17)