



NATIONAL FOOTBALL LEAGUE

GAME SUMMARY

SUPER BOWL XIII

Copyright © 1978 by The National Football League. All rights reserved. This summary and play-by-play is for the express purpose of assisting media in their coverage of the game; any other use of this material is prohibited without the written permission of The National Football League.

DATE January 21, 1979 DAY OF WEEK Sunday STARTING TIME 4:15 P M

VISITOR PITTSBURGH STEELERS VS. HOME DALLAS COWBOYS AT ORANGE BOWL, MIAMI

WEATHER CLOUDY HUMIDITY 58% TEMPERATURE 71 WIND AND DIRECTION 20-25 MPH WEST

OFFICIALS REFEREE PAT HAGGERTY (40) UMPIRE ART DEMMAS (78) LINE JUDGE JACK FETTE (39)

LINESMAN JERRY BERGMAN BACK JUDGE PAT KNIGHT FIELD JUDGE FRED SWEARINSON JUDGE DEAN LOOK

VISITOR

LINEUPS

HOME

OFFENSE

DEFENSE

OFFENSE

DEFENSE

WR 82 John Stallworth	LE 68 L.C. Greenwood
LT 55 Jon Kolb	LT 75 Joe Greene
LG 57 Sam Davis	RT 64 Steve Furness
C 52 Mike Webster	RE 76 John Banaszak
RG 72 Gerry Mullins	LLB 59 Jack Ham
RT 74 Ray Pinney	MLB 58 Jack Lambert
TE 84 Randy Grossman	RLB 51 Loren Toews
WR 88 Lynn Swan	LCB 29 Ron Johnson
QB 12 Terry Bradshaw	RCB 47 Mel Blount
RB 20 Rocky Bleier	SS 31 Donnie Shell
RB 32 Franco Harris	FS 23 Mike Wagner

WR 80 Tony Hill	LE 72 Ed Jones
LT 67 Pat Donovan	LT 63 Larry Cole
LG 68 Herbert Scott	RT 54 Randy White
C 62 John Fitzgerald	RE 79 Harvey Martin
RG 64 Tom Rafferty	LLB 56 Thomas Henderson
RT 70 Rayfield Wright	MLB 53 Bob Bruenig
TE 89 Billy Joe DuPree	RLB 50 D.D. Lewis
WR 88 Drew Pearson	LCB 31 Benny Barnes
QB 12 Roger Staubach	RCB 25 Aaron Kyle
RB 33 Tony Dorsett	SS 41 Charlie Waters
FB 44 Robert Newhouse	FS 43 Cliff Harris

SUBSTITUTIONS

SUBSTITUTIONS

5 Colquitt	39 Moser	79 Brown
10 Gerela	53 Winston	83 Bell
	56 Cole	86 Smith
	65 Beasley	87 Mandich
21 Dungy	66 Petersen	
25 Oldham	67 Dunn	
30 L. Anderson	69 F. Anderson	
35 Deloplaine	77 Courson	
38 Thornton	78 D. White	

1 Septien		
11 D. White	57 Huther	76 Bethes
	58 Hegman	81 Smith
24 Blackwell	59 Brown	82 Steele
26 P. Pearson	60 Randall	86 Johnson
32 Thurman		
35 Laidlaw	65 Stalls	
36 Brinson	66 Lawless	
42 Hughes	71 Frederick	

15 Kruczek
18 Stoudt
89 Cunningham

DID NOT PLAY 18 Carano 75 Pugh
46 Washington
61 Cooper

GERELA (0-1) 51 hit left upright

FIELD GOALS (Made & Missed)

SEPTIEN (1-1) 27

	1	2	3	4	OT	TOTAL
PITTSBURGH STEELERS (Visitor)	7	14	0	14		35
DALLAS COWBOYS (Home)	7	7	3	14		31

TEAM	PERIOD	ELAPSED TIME	SCORING PLAY	PITTS VISITOR	DAL HOME
P	1	5:13	Stallworth 28 pass from Bradshaw (Gerela kick) 7-53	7	0
D	1	15:00	Hill 39 pass from Staubach (Septien kick) 3-41	7	7
D	2	2:52	Hegman 37 fumble return (Septien kick)	-7	14
P	2	4:35	Stallworth 75 pass from Bradshaw (Gerela kick) 3-80	14	14
P	2	14:34	Bleier 7 pass from Bradshaw (Gerela kick) 5-56	21	14
D	3	12:24	Septien FG 27	21	17
P	4	7:50	Harris 22 run (Gerela kick) 8-85	28	17
P	4	8:09	Swann 18 pass from Bradshaw (Gerela kick) 1-18	35	17
D	4	12:37	DuPree 7 pass from Staubach (Septien kick) 8-89	35	24
D	4	14:38	Johnson 4 pass from Staubach (Septien kick) 9-52	35	31

ATTENDANCE: TICKETS DISTRIBUTED 79,641 ; ACTUAL 78,656 ; NO SHOWS 985 ; TIME 3:31

DATE JANUARY 21, 1979

FINAL INDIVIDUAL STATISTICS

AT ORANGE BOWL

VISITOR PITTSBURGH STEELERS (AFC)

HOME DALLAS COWBOYS (NFC)

RUSHING		ATT.	NET YARDS	AVG.	LONG GAIN	TD			
HARRIS		20	68	3.4	(22)	1			
BLEIER		2	3	1.5	2	0			
BRADSHAW		2	-5	-2.5	-3	0			
TOTALS		24	66	2.8	(22)	1			
PASSING		ATT.	COMP.	YARDS	TKD YDS.	TD	LG.	Had Int.	
BRADSHAW		30	17	318	4 / 27	4	(75)	1	
TOTALS		30	17	318	4 / 27	4	(75)	1	
PASS RECEIVING		NO.	YARDS	LG.	TD				
STALLWORTH		3	115	(75)	2				
GROSSMAN		3	29	10	0				
HARRIS		1	22	22	0				
SWANN		7	124	29	1				
BLEIER		1	7	(7)	1				
BELL		2	21	12	0				
TOTALS		17	318	(75)	4				
INTERCEPTIONS		NO.	YARDS	LG.	TD				
BLOUNT		1	13	13	0				
TOTALS		1	13	13	0				
PUNTING		NO.	YDS.	AVG.	TB	IN 20	LG.		
COLQUITT		3	129	43.0	0	1	52		
TOTALS		3	129	43.0	0	1	52		
PUNT RETURNS		NO.	FC	YARDS	LG.	TD			
BELL		4	0	27	12	0			
TOTALS		4	0	27	12	0			
KICKOFF RETURNS		NO.	YARDS	LG.	TD				
L. ANDERSON		3	45	24	0				
TOTALS		3	45	24	0				
FUMBLES		FUM.	OWN REC.	YDS.	TD	OPP. REC.	YDS.	TD	OUT BDS.
BRADSHAW		2	0	0	0	0	0	0	0
BANASZAK		0	0	0	0	1	0	0	0
WINSTON		0	0	0	0	1	0	0	0
TOTALS		2	0	0	0	2	0	0	0

RUSHING		ATT.	NET YARDS	AVG.	LONG GAIN	TD			
DORSETT		15	96	6.4	29	0			
NEWHOUSE		8	3	0.4	5	0			
D. PEARSON		1	-13	-13.0	-13	0			
STAUBACH		4	37	9.3	18	0			
P. PEARSON		1	6	6.0	6	0			
LAIDLAW		3	12	4.0	7	0			
TOTALS		32	141	4.4	29	0			
PASSING		ATT.	COMP.	YARDS	TKD YDS.	TD	LG.	Had Int.	
STAUBACH		30	17	228	5 / 52	3	(39)	1	
TOTALS		30	17	228	5 / 52	3	(39)	1	
PASS RECEIVING		NO.	YARDS	LG.	TD				
B. JOHNSON		2	30	26	1				
HILL		2	49	(39)	1				
P. PEARSON		2	15	8	0				
DORSETT		5	44	13	0				
DUPREE		2	17	10	1				
D. PEARSON		4	73	25	0				
TOTALS		17	228	(39)	3				
INTERCEPTIONS		NO.	YARDS	LG.	TD				
LEWIS		1	21	21	0				
TOTALS		1	21	21	0				
PUNTING		NO.	YDS.	AVG.	TB	IN 20	LG.		
D. WHITE		5	198	39.6	0	1	50		
TOTALS		5	198	39.6	0	1	50		
PUNT RETURNS		NO.	FC	YARDS	LG.	TD			
B. JOHNSON		2	1	33	21	0			
TOTALS		2	1	33	21	0			
KICKOFF RETURNS		NO.	YARDS	LG.	TD				
B. JOHNSON		3	63	23	0				
BRINSON		2	41	25	0				
R. WHITE		1	0	0	0				
TOTALS		6	104	25	0				
FUMBLES		FUM.	OWN REC.	YDS.	TD	OPP. REC.	YDS.	TD	OUT BDS.
D. PEARSON		1	0	0	0	0	0	0	0
STAUBACH		1	0	0	0	0	0	0	0
RAFFERTY		0	1	0	0	0	0	0	0
R. WHITE		1	0	0	0	0	0	0	0
JONES		0	0	0	0	1	0	0	0
HEGMAN		0	0	0	0	1	(37)	1	0
TOTALS		3	1	0	0	2	(37)	1	0

PITTSBURGH STEELERS (AFC)
(Visitor)

VS.

DALLAS COWBOYS (NFC)
(Home)

Date Sunday, January 21, 1979

At: Orange Bowl, Miami, Florida

FINAL TEAM STATISTICS

	VISITOR PITTSBURGH	HOME DALLAS
TOTAL FIRST DOWNS	<u>19</u>	<u>20</u>
BY RUSHING	<u>2</u>	<u>6</u>
BY PASSING	<u>15</u>	<u>13</u>
BY PENALTY	<u>2</u>	<u>1</u>
THIRD DOWN EFFICIENCY	<u>9-15-60%</u>	<u>9-16-56%</u>
TOTAL NET YARDS	<u>357</u>	<u>317</u>
TOTAL OFFENSIVE PLAYS (Inc. times thrown passing)	<u>58</u>	<u>67</u>
AVERAGE GAIN PER OFFENSIVE PLAY	<u>6.2</u>	<u>4.7</u>
NET YARDS RUSHING	<u>66</u>	<u>141</u>
TOTAL RUSHING PLAYS	<u>24</u>	<u>32</u>
AVERAGE GAIN PER RUSHING PLAY	<u>2.8</u>	<u>4.4</u>
NET YARDS PASSING	<u>291</u>	<u>176</u>
TIMES THROWN—YARDS LOST ATTEMPTING TO PASS ...	<u>4-27</u>	<u>5-52</u>
GROSS YARDS PASSING	<u>318</u>	<u>228</u>
PASS ATTEMPTS—COMPLETIONS—HAD INTERCEPTED	<u>30-17-1</u>	<u>30-17-1</u>
AVERAGE GAIN PER PASS PLAY (Inc. times thrown passing)	<u>8.6</u>	<u>5.0</u>
PUNTS—NUMBER AND AVERAGE	<u>3-43.0</u>	<u>5-39.6</u>
HAD BLOCKED	<u>0</u>	<u>0</u>
TOTAL RETURN YARDAGE	<u>85</u>	<u>158</u>
NO. AND YARDS PUNT RETURNS	<u>4-27</u>	<u>2-33</u>
NO. AND YARDS KICKOFF RETURNS	<u>3-45</u>	<u>6-104</u>
NO. AND YARDS INTERCEPTION RETURNS	<u>1-13</u>	<u>1-21</u>
PENALTIES—NUMBER AND YARDS	<u>5-35</u>	<u>9-89</u>
FUMBLES—NUMBER AND LOST	<u>2-2</u>	<u>3-2</u>
TOUCHDOWNS	<u>5</u>	<u>4</u>
RUSHING	<u>1</u>	<u>0</u>
PASSING	<u>4</u>	<u>3</u>
RETURNS	<u>0</u>	<u>1</u>
EXTRA POINTS MADE—ATTEMPTS	<u>5-5</u>	<u>4-4</u>
FIELD GOALS MADE—ATTEMPTS	<u>0-1</u>	<u>1-1</u>
TIME OF POSSESSION	<u>26:05</u>	<u>33:55</u>

SUPER BOWL XIII

January 21, 1979
Sunday afternoon

DALLAS COWBOYS versus PITTSBURGH STEELERS

Orange Bowl
Miami, Florida

WEATHER: Cloudy, rainy and warm. FIELD: Damp, but footing is firm. TEMPERATURE: 71
HUMIDITY: 58 %. RAIN PROBABILITY: 20 %

WIND: From the West (opposite the scoreboard) at 20 to 25 miles per hour.
CAPTAINS: DALLAS--Roger Staubach, Randy Hughes, D.D. Lewis, Harvey Martin, Drew Pearson.
PITTSBURGH--Sam Davis, Jack Lambert, Joe Greene.
COIN TOSS: Dallas wins, chooses to receive. Pittsburgh defends East (scoreboard goal).

FIRST QUARTER

Dallas possessions will be recorded in capital letters (FIRST DOWN).
KEY TO COLUMN ON RIGHT: Pittsburgh possessions will be recorded in lower case (first down).
Penalties will be recorded for (+) or against (-) team in possession.
ADDITIONAL: Asterisk (*) indicates third down or non-punting fourth-down situation.

P 35 Gerela kicks off to Johnson on 5. Returns toward right 23 (Wins-
ton). (Kickoff:60 yards). kickoff
D 28 1-10 (Staubach is QB). Dorsett pitchout wide left for 9 (Shell).
D 37 2-1 Dorsett through middle for 16 and first down (Shell). FIRST DOWN (RUSHING)
P 47 1-10 Newhouse at middle for no gain (Greenwood).
P 47 2-10 Dorsett pitchout wide right for 13 and first down (Ham). FIRST DOWN (RUSHING)
P 34 1-10 D. Pearson fumbles handoff from Dorsett on attempted double
reverse. Fumbles and loses 13 as Banaszak recovers. for FUMBLE (LOST)
PITTSBURGH BALL AT 12:59
P 47 1-10 (Bradshaw is QB). Harris pitchout wide right for loss
of 1 (Waters). loss
P 46 2-11 Harris at middle for 2 (Brunig).
P 48 * 3-9 Bradshaw, blitzed, passes over middle to Stallworth for
12 and first down (Harris). first down (passing)
D 40 1-10 Bradshaw passes to Stallworth on left sideline. Caught
out of bounds for incomplection.
D 40 2-10 (10:47) Bleier wide right for 2 (Barnes).
D 38 3-10 * Bradshaw passes to Grossman on right* side for 10 and
first down (Barnes). first down
D 28 1-10 Bradshaw passes to Stallworth on left edge of end
zone for touchdown. touchdown
D 2 (9:47) Gerela extra-point kick (Colquitt holding) is
good. extra point

SCORING DRIVE: 53 yards in 7 plays following fumble recovery. TIME OF DRIVE: 3:12.
SCORING PLAY: 28-yard pass from Terry Bradshaw to John Stallworth (Roy Gerela kicks point).
SCORE: Pittsburgh 7, Dallas 0. ELAPSED TIME: 5:13.

P 35 (9:47) Gerela kicks off to Brinson on 12. Returns along
left side 16 (Moser). kickoff
D 28 1-10 Staubach fumbles, then underthrows Newhouse at the 30.
D 28 2-10 (9:32) Dorsett at right tackle for 4 (Toews).
D 32 3-6 * Staubach passes over middle to Johnson for 26 and first down LONG PASS FOR FIRST
(Johnson). DOWN (PASSING)
P 42 1-10 Dorsett pitchout at left side for 3 (Blount).
P 39 2-7 Staubach is sacked for loss of 12 by (Furness). SACK
D 49 3-19 * Staubach is sacked again for loss of 10 by (White). SACK
D 39 4-29 D.White punts to Bell on the Pittsburgh 18. Returns toward
right 12 (Hughes). PUNT
PITTSBURGH BALL AT 6:09
P 30 1-10 Harriswide left for 5 (Kyle).
P 35 2-5 Bradshaw pass for Swann on right side is overthrown.
P 35 3-5 * Bradshaw passes over middle to Harris for 22 and first
down (Harris). first down (passing)
D 42 1-10 Bradshaw passes to Swann on right sideline for 13 and
first down (Barnes). first down (passing)
D 30 1-10 Bradshaw pass for Stallworth on left sideline is
intercepted by Lewis on 13. Returns 21
(Stallworth). interception
DALLAS BALL AT 4:18Z
D 36 1-10 Newhouse at middle for 3 (Greenwood).
D 39 2-7 Newhouse wide left for loss of 1 (Lambert).
D 38 3-8 * Staubach pass for P. Pearson on right side overthrown.
D 38 4-8 (2:47) White punts out of bounds on left. 24 yard punt, PUNT

(FIRST QUARTER IS CONTINUED).

January 21, 1979
 Sunday afternoon

SUPER BOWL XIII

Orange Bowl
Miami, Florida

DALLAS vs. PITTSBURGH

FIRST QUARTER (CONTINUED)

PITTSBURGH BALL AT 2:37

P 38 1-10 Harris at left tackle for 9 (Kyle),
 P 47 2-9 Harris at middle for 1 (Jones). Play nullified and
 Pittsburgh penalized 10 yards for holding by
 Sam Davis.

-penalty

P 37 2-11 Harris wide left for 6 (Kyle).

P 43 3-5 * Bradshaw fumbles as he is sacked for loss of 2 by
 Martin and Jones recovers for Dallas.

sack & fumble (lost)

DALLAS BALL AT 1:00

P 41 1-10 Newhouse at right guard for 2 (Greenwood).

P 39 2-8 Staubach pass for D. Pearson in end zone is broken up by Shell.

P 39 3-8 * (0:06) Staubach passes to Hill on the 26. He turns and runs
 along left sideline for touchdown.

TOUCHDOWN
 EXTRA POINT

P 2 (0:00) Septien extra-point kick (Waters holding) is good.

SCORING DRIVE: 41 yards in 3 plays following fumble recovery.

TIME OF DRIVE: 1:00.

SCORING PLAY: 39-yard pass from Roger Staubach to Tony Hill (Rafael Septien kicks point).

SCORE: Dallas 7, Pittsburgh 7.

	PITTS	DALLAS
FIRST DOWNS	5	4
NET YARDS RUSH	23	36
NET YARDS PASS	83	43
ATT — COM — INT	8-5-1	5-2-0
THIRD DOWN EFFICIENCY	3-4	1-3

1-21-79 DATE

PITTSBURGH STEELERS

VS.

DALLAS COWBOYS

SI

QUARTER

SUPER BOWL XIII

6 5 10 15 20 25 30 35 40 45 50 55 60

Dallas 0
 Pittsburgh 7
 PAT GAROLA 6+1
 5:13 Elapsed

KEY TO CHART

—//— Kickoff

- - - - - Pass

(F) First Down

Fu Fumble

—o— Field Goal

—e— Punt

— Rush, Return

(INC) Incomplete


INTERC Interception

Rec Recovery

~ Loose Ball

XXXXXX Penalty

Dallas 7
 Pittsburgh 7
 6+1 SEPTIEM PAT
 15:00 Elapsed



DALLAS vs. PITTSBURGH

SECOND QUARTER

D 35 Septien kicks off to L. Anderson on the 26. He returns 1 (Huther).
 (Kickoff: 36 yards). KICKOFF

P 27 1-10 Bradshaw passes to Grossman on right side for 40 and
 first down (Waters).

P 37 1-10 Harris wide left for 7 (Jones).

P 44 2-3 (13:48) Harris at right guard for 1 (Jones).

P 45 3-2 * Harris at left tackle for 3 and first down (Lewis). first down (rushing)

P 48 1-10 Bradshaw pass for Grossman over middle beyond his reach.

P 48 2-10 (12:28) Bradshaw scrambling pass for Swann on left sideline
 is broken up by Waters.

P 48 3-10 * (12:20) Bradshaw, being sacked, is stripped of the ball by
 Henderson. Hegman picks up the ball and runs 37 yards; sack & fumble for
 touchdown. Statistical 11-yard loss of sack. TOUCHDOWN

P 2 (12:08) Septien extra-point kick (Waters holding) is good. EXTRA POINT

SCORING PLAY: 37-yard run with a recovered fumble by Mike Hegman. (Septien kicks point).

SCORE: Dallas 14, Pittsburgh 7.

P 20 1-10 Harris at left side for 2 (Martin).

P 22 2-8 Harris at left guard for 3 (Cole).

P 25 3-5 * Bradshaw passes to Stallworth at the 35. He eludes Kyle
 and cuts toward middle for 75-yard touchdown. touchdown

D 2 (10:25) Gerela extra-point kick (Colquitt holding) is good. extra point

SCORING DRIVE: 80 yards in 3 plays following kickoff. TIME OF DRIVE: 1:43.

SCORING PLAY: 75-yard pass from Terry Bradshaw to John Stallworth (Roy Gerela kicks point).

SCORE: Pittsburgh 14, Dallas 14.

P 35 (10:25) Gerela kicks off to Johnson on 10. Returns along
 right side 21 (Moser).

D 31 1-10 Newhouse wide left for loss of 4 (Banaszak). LOSS

D 27 2-14 Dorsett wide right for loss of 3 (Ham). LOSS

D 24 3-17 * Staubach fumbles as he is being sacked by Greene, but
 Rafferty recovers to retain possession on 11-yard loss. SACK & FUMBLE
 (RETAINED).

D 13 4-28 D. White punts to Bell on Pittsburgh 49. Returns 3 (Henderson).
 38-yard punt. PUNT

PITTSBURGH BALL AT 7:43

D 48 1-10 Bradshaw passes to Swann on right side for 26 and
 first down (Waters). first down (passing)

D 22 1-10 Harris wide left for loss of 8 (Jones). loss

D 30 2-18 Bradshaw pass over middle for Grossman is overthrown,
 but play nullified and Dallas penalized 5 for
 holding (by Henderson). Automatic first down. first down (penalty)

D 25 1-10 Bradshaw pass for Stallworth incomplete on hit by (Kyle).

D 25 2-10 (6:02) Harris at left guard for 2 (Stalls).

D 23 3-8 * Bradshaw blitzed for loss of 11 by (Hegman). sack

D 34 4-19 * Gerela field goal attempt from the 41 (a 51-yard attempt
 with Colquitt holding) hits crossbar. field goal fails

DALLAS BALL AT 4:55

D 34 1-10 Dorsett through left side for 5 (Furness).

D 39 2-5 Newhouse wide left for no gain (Cole).

D 39 3-5 * Staubach passes to diving catch on right side by P. Pearson
 for 7 and first down (Ham). FIRST DOWN (PASSING).

D 46 1-10 Staubach passes to Hill on right side for 10 and first down
 (Wagner). FIRST DOWN (PASSING)

P 44 1-10 (2:00) Staubach screen pass to Dorsett on left side for 12. He
 tangles with Ron Johnson. Unsportsmanlike conduct
 penalty vs. Dorsett and Dwight White offsets. FIRST DOWN (PASSING)

P 32 1-10 Staubach pass for D. Pearson over middle is intercepted by
 Blount on 16. Returned 13 (D. Pearson). Dallas penalized INTERCEPTION &
 15 for personal foul. +penalty

PITTSBURGH BALL AT 1:41

P 44 1-10 Harris wide left for loss of 2 (Hegman). Play nullified
 and Pittsburgh penalized 10 for holding -penalty

P 34 1-10 (1:44) Bradshaw passes to Swann on right side for 29
 and first down (Waters). first down (passing)

(SECOND QUARTER IS CONTINUED)

January 21, 1979
Sunday afternoon

SUPER BOWL XIII

Orange Bowl
Miami, Florida

DALLAS vs. PITTSBURGH

SECOND QUARTER (CONTINUED)

- D 37 1-10 Bradshaw passes to Swann for 21 and first down (Barnes). first down (passing
- D 16 1-10 Bradshaw drops low pass on the 13.
- D 16 2-10 (0:40) Harris through left side for 9 (Kyle).
- D 7 3-1 * (0:33) Bradshaw rolling right passes a looper to Bleier on right edge of end zone for touchdown. touchdown
- D 2 (0:26) Gerela extra-point kick (Colquitt holding) is good. extra point

SCORING DRIVE: 56 yards in 5 plays following interception and penalty. TIME OF DRIVE: 1:15.

SCORING PLAY: 7-yard pass from Terry Bradshaw to Rocky Bleier (Roy Gerela kicks point).

SCORE: Pittsburgh 21, Dallas 14. ELAPSED TIME: 14:34

- P 35 (0:26) Gerela kicks off to Brinson on 9. Returns toward right 25 (Winston). (Kickoff: 56 yards). kickoff
- D 34 1-10 Staubach scrambles right for 1 (Greenwood). Illegal procedure vs. Dallas is declined.
- D 35 2-9 P. Pearson at right side for 6 (Ham).
- D 41 3-3 * (0:02) Staubach, scrambling, passes for P. Pearson on left side. He drops ball around the 30.

SCORE AT HALF: Pittsburgh 21, Dallas 14

1-21-79 PITTSBURGH STEELERS

DALLAS COWBOYS

2ND QUARTER

DALLAS 14


Dallas 14
Pittsburgh 7
6th PAT SEPTIEN
2:52 Elapsed

Dallas 14
Pittsburgh 21
6th PAT GERELA
14:34 Elapsed



SUPER BOWL XIII

VS.



TAMERICK

FIRST HALF SUMMARY

PITTSBURGH STEELERS VS DALLAS COWBOYS
JANUARY 21, 1979
ORANGE BOWL, MIAMI

VISITOR
HOME
DATE
SITE

PERIOD SCORES

PITTSBURGH - VISITOR 7 - 14 = 21

DALLAS - HOME 7 - 7 = 14

TIME OF POSSESSION

VISITOR 15:11

HOME 14:49

TEAM	PERIOD	ELAPSED TIME	SCORING PLAY	SCORE	
				VISITOR	HOME
PITT	1	5:13	STALLWORTH 28 PASS FROM BRADSHAW (GERELA KICK) (7-53)	7	0
DALLAS	1	15:00	HILL 39 PASS FROM STAUBACH (SEPTIEN KICK) (3-41)	7	7
DALLAS	2	2:52	HEGMAN 37 FUMBLE RETURN (SEPTIEN KICK)	7	14
PITT	2	4:35	STALLWORTH 75 PASS FROM BRADSHAW (GERELA KICK) (3-80)	14	14
PITT	2	14:34	BLEIER 7 PASS FROM BRADSHAW (GERELA KICK) (5-56)	21	14

	VISITOR	PITTSBURGH	HOME	DALLAS
TOTAL FIRST DOWNS		<u>13</u>		<u>7</u>
First Downs Rushing-Passing-by Penalty		<u>1-11-1</u>		<u>2-5-0</u>
THIRD DOWN EFFICIENCY		<u>6-9-67%</u>		<u>3-7-43%</u>
TOTAL NET YARDS		<u>271</u>		<u>102</u>
Total No. Offensive Plays (Include times thrown passing)		<u>35</u>		<u>29</u>
NET YARDS RUSHING		<u>42</u>		<u>41</u>
NET YARDS PASSING		<u>229</u>		<u>61</u>
Gross Yards Gained Passing		<u>253</u>		<u>94</u>
Times Thrown—Yards Lost Attempting to Pass		<u>3-24</u>		<u>3-33</u>
PASS ATTEMPTS—COMPLETIONS—HAD INTERCEPTED		<u>18-11-1</u>		<u>10-5-1</u>
PUNTS—Number and Average		<u>0-0</u>		<u>3-35.0</u>
PENALTIES—Number and Yards		<u>2-20</u>		<u>2-20</u>
FUMBLES—Number and Lost		<u>2-1</u>		<u>2-2</u>

VISITOR PITTSBURGH STEELERS (AFC)

RUSHING						ATT.	NET YARDS	AVG.	LONG GAIN	TD		
HARRIS						13	40	3.1	9	0		
BLEIER						1	2	2.0	2	0		
PASSING						ATT.	COMP.	YARDS	TKD YDS.	TD	LG.	Had Int.
BRADSHAW						18	11	253	3 24	3	75	1
PASS RECEIVING						NO.	YARDS	LG.	TD			
STALLWORTH						3	115	75	2			
GROSSMAN						2	20	10	0			
HARRIS						1	22	22	0			
SWANN						4	89	29	0			
BLEIER						1	7	7	1			

HOME DALLAS COWBOYS (NFC)

RUSHING						ATT.	NET YARDS	AVG.	LONG GAIN	TD		
DORSETT						7	47	6.7	16	0		
NEWHOUSE						6	0	0.0	3	0		
D. PEARSON						1	-13	-13.0	-13	0		
STAUBACH						1	1	1.0	1	0		
P. PEARSON						1	6	6.0	6	0		
PASSING						ATT.	COMP.	YARDS	TKD YDS.	TD	LG.	Had Int.
STAUBACH						10	5	94	3 33	1	39	1
PASS RECEIVING						NO.	YARDS	LG.	TD			
B. JOHNSON						1	26	26	0			
HILL						2	49	39	1			
P. PEARSON						1	7	7	0			
DORSETT						1	12	12	0			

January 21, 1979
 Sunday afternoon

SUPER BOWL XIII

Orange Bowl
 Miami, Florida

DALLAS vs. PITTSBURGH

THIRD QUARTER

D 35 Septien kicks off to L. Anderson on 15. Returns from left toward middle 24 (Brown). (Kickoff: 50 yards). KICKOFF
 P 39 1-10 Harris wide right for loss of 4 (Breunig). loss
 P 35 2-14 Bradshaw pass for Bleier on left side overthrown.
 P 35 3-14 * (14:01) Bradshaw rolls right and passes to Bell on right sideline for 9.
 P 44 4-5 Colquitt punts to fair catch by Johnson. 41-yard punt. punt
DALLAS BALL AT 13:44
 D 15 1-10 Newhouse at left tackle for loss of 2 (White). LOSS
 D 13 2-12 Staubach short pass for Dorsett through his hands. Play is nullified and Pittsburgh penalized 5 yards, holding by Shell. +PENALTY (FIRST DOWN)
 D 18 1-10 (12:52) Newhouse at right side for 5 (Lambert).
 D 23 2-5 Dallas penalized 5 yards for delay of game. -PENALTY
 D 18 2-10 (12:02) Staubach scrambles wide right for 11 and first down (Greene). FIRST DOWN (RUSHING)
 D 29 1-10 Dorsett at left side for 1 (Cole).
 D 30 2-9 Staubach scrambles through left side for 7 (Furness).
 D 37 3-2 * Laidlaw at left side for no gain (Cole).
 D 37 4-2 D.White punts to Bell on 20. Attempts return toward right 4, (Henderson). 43-yard punt. PUNT
PITTSBURGH BALL AT 9:15
 P 24 1-10 Harris attempts right side for loss of 2 (Jones). loss
 P 22 2-12 Bleier at left guard for 1 (Stalls).
 P 23 3-11 * Pittsburgh penalized 5 yards for illegal procedure, a false start by Kolb. -penalty
 P 18 3-16 * Bradshaw pass for Swann on left sideline underthrown.
 P 18 4-16 Colquitt punts to Johnson on Dallas 46. Returns 12 yards (Petersen). 36-yard punt. punt
DALLAS BALL AT 7:31
 P 42 1-10 Staubach, taking a return lateral from Dorsett, passes long for Hill in end zone. Incomplete on Johnson defense.
 P 42 2-10 (7:23) Dorsett pitchout at right side for 4 (Greenwood).
 P 38 3-6 * Staubach, from the shotgun, passes to P.Pearson on left side for 8 and first down (Blount). FIRST DOWN (PASSING)
 P 30 1-10 Dorsett at right side for 1 (Ham).
 P 29 2-9 Laidlaw draw at right side for 7 (Ham).
 P 22 3-2 * Dorsett off right side for 5 and first down (Cole), FIRST DOWN (RUSHING)
 P 17 1-10 Staubach pass for DuPree on right sideline is overthrown.
 P 17 2-10 (3:26) Dorsett through middle for 7 (Shell).
 * (2:46) Dallas calls time out.
 P 10 3-3 * Staubach passes for Smith alone in end zone. He drops ball.
 P 10 4-3 * Septien's 27-yard field goal attempt (Waters holding) is good. FIELD GOAL

SCORING DRIVE: 32 yards in 10 plays following punt. TIME OF DRIVE: 4:52.
 SCORING PLAY: 27-yard field goal by Rafael Septien.
 SCORE: Dallas 17, Pittsburgh 21. ELAPSED TIME: 14:30.

D 35 Septien kicks off out of bounds on the left side. Dallas is penalized 5 yards, illegal procedure. -PENALTY ON KICKOFF
 D 30 (2:30) Septien kicks off to L. Anderson on 9. Returns toward left side 20 (Thurman). (Kickoff: 56).
 P 29 1-10 Harris at left side for 3 (Breunig).
 P 32 2-7 Bradshaw pass for Bell over middle is overthrown.
 P 32 3-7 * (1:34) Bradshaw, scrambling, passes to Bell on left side for 12 and first down (Kyle). (Mullins hurt). first down (passing)
 P 44 1-10 (1:11) Bradshaw pass for Swann in right flat is juggled and dropped.
 P 44 2-10 (0:51) Bradshaw pass for Swann on right side is dropped on hit by (Barnes).
 P 44 3-10 * (0:44) Bradshaw blitzed for loss of 3 (White). sack
 P 41 4-13 Colquitt punts to Johnson on 7. He has to retreat for ball and returns 21 (Winston). 52-yard punt. punt
DALLAS BALL AT 0:09

D 28 1-10 Dorsett wide right for 2 (Shell),

	PITTS	DALLAS
FIRST DOWNS	14	11
NET YARDS RUSH	40	89
NET YARDS PASS	247	69
ATT—COM—INT	25-13-1	14-6-1
THIRD DOWN EFFICIENCY	7-13	5-11

1-21-79 PITTSBURGH STEELERS


VS. DALLAS COWBOYS

3RD QUARTER

DATE

SUPER BOWL XIII

Dallas	17
Pittsburgh	21
3 Pts	
12:24 Elapsed	



January 21, 1979
 Sunday afternoon

SUPER BOWL XIII

Orange Bowl
 Miami, Florida

DALLAS vs. PITTSBURGH

FOURTH QUARTER

D 30	2-8	Staubach pass for D. Pearson on right sideline overthrown,	
D 30	3-8 *	(14:56) Staubach swing pass to Dorsett in left flat. He runs for 13 and first down (Dungy).	FIRST DOWN (PASSING)
D 43	1-10	Dorsett at right tackle for no gain (Lambert).	
D 43	2-10	Laidlaw draw at right tackle for 5 (Lambert).	
D 48	3-5 *	Staubach attempted short pass for Dorsett over middle is s	
		batted away by Greene.	
D 48	4-5	(12:29) D. White punt is downed by Barnes on the 8. Play is nullified (a 44-yard punt) and Dallas penalized 5 yards, illegal man downfield, Thurman.	-PENALTY
D 43	4-10	D. White punts to Bell on the 7. Returns 8 (Henderson). 50-yard punt.	PUNT
<u>PITTSBURGH BALL AT 12:08</u>			
P 15	1-10	Harris pitchout at right tackle for 2 (Martin).	
P 17	2-8	Bradshaw, pressed by Breunig, underthrows Bell on left side.	
P 17	3-8 *	(11:26) Bradshaw passes to Grossman on left side for 9 and first down (Harris).	first down (passing)
P 26	1-10	Bradshaw passes to Swann on right side for 13 and first down (Barnes).	first down (passing)
P 39	1-10	Harris pitchout wide left for 5 (White).	
P 44	2-5	Bradshaw pass for Swann on right side incomplete, but tripping on Barnes is a 33-yard penalty and a first down.	interference for first down (penalt
D 23	1-10	Bradshaw passes to Swann in right flat for 4 (Martin).	
D 19	2-6	Harris wide left for 2 (Kyle).	
D 17	3-4 *	Bradshaw is sacked by Henderson for 13 yard loss, but delay of game penalty takes precedence.	-penalty
D 22	3-9 *	Harris breaks through left guard for touchdown.	<u>touchdown</u>
D 2		(7:10) Gerela extra-point kick (Colquitt holding) is good. Dallas offside on the play.	extra point

SCORING DRIVE: 88 yards in 8 plays following punt. TIME OF DRIVE: 4:58.

SCORING PLAY: 22-yard run by Franco Harris (Roy Gerela kicks point).

SCORE: Pittsburgh 28, Dallas 17.

P 40		Dallas penalized 5 yards for offside on extra point. (7:10) Gerela kicks off to Randy White on 24. He fumbles when hit by Dungy and Winston recovers for Pittsburgh.	*penalty kickoff & FUMBLE (LOST)
------	--	--	-------------------------------------

PITTSBURGH BALL AT 6:57

D 18	1-10	Bradshaw passes to Swann on back edge of end zone for touchdown.	<u>touchdown</u>
D 2		(6:51) Gerela extra-point kick (Colquitt holding) is good. Dallas offside on play.	extra point

SCORING DRIVE: 18 yards in 1 play following fumble on kickoff. TIME OF DRIVE: 0:07.

SCORING PLAY: 18-yard pass from Terry Bradshaw to Lynn Swann (Roy Gerela kicks point).

SCORE: Pittsburgh 35, Dallas 17.

P 40		Dallas penalized 5 yards for offside on extra point. (6:51) Gerela kicks off to Johnson on 3. Returns to right 19. Dallas penalized 11 for clipping.	+penalty
------	--	--	----------

D 11	1-10	Staubach passes to Dorsett on right for 7 (Lambert).	
D 18	2-3	Staubach is caught for loss of 9 by (Banaszak).	SACK
D 9	3-11	Staubach scrambles for 18 and first down (Lambert).	FIRST DOWN (RUSHING)
D 27	1-10	Staubach passes to D. Pearson on right sideline for 17 and first down.	FIRST DOWN (PASSING)
D 45	1-10	(4:22) Dorsett draw at left tackle for 29 and first down (Johnson).	FIRST DOWN (RUSHING)
P 26	1-10	Staubach passes to DuPree on left sideline for 10 and first down (Toews).	FIRST DOWN (PASSING)
P 16	1-10	(3:21) Staubach passes to D. Pearson over middle for 9 (Cole).	
P 7	2-1	Staubach passes to DuPree on right side for touchdown.	<u>TOUCHDOWN</u>
P 2		(2:27) Septien extra point kick (Waters holding) is good.	

SCORING DRIVE: 89 yards in 8 plays following kickoff. TIME OF DRIVE: 4:24

SCORING PLAY: 7-yard pass from Roger Staubach to Billy Joe DuPree (Septien kicks point).

SCORE: Dallas 24, Pittsburgh 35.

D 35		(2:27) Septien's on-side kickoff is bobbled by Dungy and recoverd by Thurman for Dallas.	ON SIDE KICKOFF
------	--	--	-----------------

(FOURTH QUARTER IS CONTINUED)

January 21, 1979
Sunday afternoon

SUPER BOWL XIII

Orange Bowl
Miami, Florida

DALLAS vs. PITTSBURGH

FOURTH QUARTER (CONTINUED)

DALLAS BALL AT 2:23

- D 48 1-10 Staubach pass for DuPree is knocked away by (Ham).
 - D 48 2-10 (2:14) Staubach passes to D. Pearson on right side for 22 and first down (Johnson). FIRST DOWN (PASSING)
 - P 30 1-10 (2:00) Staubach scrambling is tripped up for loss of 10 by (Greenwood). SACK
 - P 40 2-20 Staubach passes to Dorsett on right for 2 (Ham).
 - P 38 3-18 * Staubach long pass for Hill in end zone is badly overthrown.
 - P 38 4-18 * (0:52) Staubach passes over middle to D. Pearson for 25 and first down (Cole). FIRST DOWN (PASSING)
 - P 13 1-10 (0:41) Staubach passes to Dorsett over middle. He heads for right sideline and 9 yard gain (Wagner).
 - P 4 2-1 (0:32) Staubach pass for P. Pearson in end zone underthrown.
 - P 4 3-1 * (0:26) Staubach passes to Butch Johnson in end zone for touchdown. TOUCHDOWN
 - P 2 (0:22) Septien extra-point kick (Waters holding) is good. EXTRA POINT
- SCORING DRIVE: 52 yards in 9 plays following recovery of on-side kickoff. TIME OF DRIVE: 2:05.
- SCORING PLAY: 4-yard pass from Roger Staubach to Butch Johnson (Septien kicks point).
- SCORE: Dallas 31, Pittsburgh 35.
- D 40 (0:22) Septien's on-side kickoff is recovered by Bleier. ON-SIDE KICK FAILS.
 - D 45 1-10 (0:22) Bradshaw falls on ball for loss of 3 (Waters). loss
 - D 48 2-12 (0:17) Bradshaw falls back with ball for loss of 2 (Lewis). loss

FINAL SCORE: Pittsburgh 35, Dallas 31

1-21-79 PITTSBURGH STEELERS

DALLAS COWBOYS

VS.

SUPER BOWL XIII


4TH

QUARTER

RIGHT

LEFT

DATE



Dallas 17
 Pittsburgh 28
 6+1 PAT GERELA
 7:50 Elapsed

Dallas 1
 Pittsburgh 3
 6+1 PAT GERELA
 8:09 Elapsed

Dallas 24
 Pittsburgh 35
 6+1 SEPTIEN
 12:33 Elapsed

Dallas 31
 Pittsburgh 35
 14:38 Elapsed
 6+1 PAT SEPTIEN

DEFENSIVE STATISTICS

SUPER BOWL XIII

(Unofficial)

January 21, 1979

Visitor	Tackles	Assists	Sacks	Yards Lost	Interceptions	Passes Defensed	Fumbles Recovered	Blocked Punt FG and PAT	Home	Tackles	Assists	Sacks	Yards Lost	Interceptions	Passes Defensed	Fumbles Recovered
PITTSBURGH STEELERS (AFC)									DALLAS COWBOYS (NFC)							
21 DUNGY	2								25 KYLE	6	1					
23 WAGNER	2	2							31 BARNES	5	2					
25 OLDHAM		1							32 THURMAN	1						
29 JOHNSON	3								41 WATERS	5	1					
30 L. ANDERSON									42 HUGHES	1	1					
31 SHELL	5	3				1			43 HARRIS	3	3					
47 BLOUNT	2				1				46 WASHINGTON							
51 TOEWS	2	1							50 LEWIS	2				1		
53 WINSTON	3						1		53 BREUNIG	3	1					
56 COLE	6	2							54 R. WHITE	1	3	1				
58 LAMBERT	6	6							56 HENDERSON	3	2	1				
59 HAM	7	3				1			57 HUTHER	2						
64 FURNESS	2	1	1						58 HEGMAN	1	1	1				1
65 BEASLEY									59 BROWN							
67 DUNN									63 COLE	1	1					
68 GREENWOOD	5	1	1						65 STALLS	2	1					
69 F. ANDERSON									72 JONES	5	2					1
75 GREENE	1		1			1			75 PUGH							
76 BANASZAK	1		1				1		76 BETHEA							
78 WHITE	1		1						79 MARTIN	3		1				
89 MOSER	2	1							80 RANDALL		1					
92 STALLWORTH	1															
96 PETERSEN	1								D. FARSON	1						
95 DELOPLAINE	1								89 BROWN	1						

Forced Fumbles:
75 GREENE
21 DUNGY

Forced Fumbles:
79 MARTIN
56 HENDERSON

BALL POSSESSION AND DRIVE CHART

DATE: JANUARY 21, 1979 AT: ORANGE BOWL, MIAMI VISITING TEAM: PITTSBURGH STEELERS vs. HOME TEAM: DALLAS COWBOYS

CHART FOR PITTSBURGH STEELERS (AFC)

NO.	Quarter	Time Ball Received	Time Ball Lost	Time Ball Held	How Ball Obtained	Yards if Returned	Start of Drive	Number Plays Held	Total Yards Gained	Yards in Penalty (+ or -)	Net Drive Yards	Number 1st Downs	Where Ball Lost	HOW GIVEN UP												
														TD	FG	FG Missed	Punt	Punt Blocked	Intercept. Pass	Fumble	Lost on Downs	Other				
1	1	12:59	9:47	3:12	Fumble	0	P47	7	53	0	53	3	D Goal	28												
2	1	6:09	4:18	1:51	PUNT	12	P30	5	40	0	40	2	D30				✓									
3	1	2:37	1:00	1:37	PUNT	0	P38	3	13	-10	3	0	P41							✓						
4	2	15:00	12:15	2:45	KO	1	P27	7	10	0	10	2	P37									✓				
5	2	12:08	10:25	1:43	KO	0	P20	3	80	0	80	1	D Goal	75												
6	2	7:43	4:55	2:48	Punt	3	D48	5	9	+5	14	2	D34		51											
7	2	1:41	0:26	1:15	INT. PASS	13	P44	5	66	-10	56	3	D Goal	7												
8	3	15:00	13:44	1:16	KO	24	P39	3	5	0	5	0	P44										41			
9	3	9:15	7:31	1:44	PUNT	4	P24	3	-1	-5	-6	0	P18										36			
10	3	2:36	0:09	2:27	KO	20	P29	6	12	0	12	1	P41										52			
11	4	12:08	7:10	4:58	PUNT	8	P15	8	57	+28	85	4	D Goal	22												
12	4	6:58	6:51	0:07	FUMBLE	0	D18	1	18	0	18	1	D Goal	18												
13	4	0:22	0:00	0:22	KO	0	D45	2	-5	0	-5	0	50													
14																										
15																										
16																										
17																										
18																										
19																										
20																										
21																										
22																										
23																										
24																										

TOTAL TIME OF BALL POSSESSION BY QUARTER: First 6:40 Second 8:31 Third 5:27 Total 26:38

BALL POSSESSION AND DRIVE CHART

DATE: JANUARY 21, 1979 AT: ORANGE BOWL, MIAMI VISITING TEAM PITTSBURGH STEELERS vs. HOME TEAM DALLAS COWBOYS
 CHART FOR DALLAS COWBOYS (NFC)

NO.	Quarter	Time Ball Received	Time Ball Lost	Time Ball Held	How Ball Obtained	Yards if Returned	Start of Drive	Number Plays Hold	Total Yards Gained	Yards in Penalty (+ or -)	Net Drive Yards	Number 1st Downs	Where Ball Lost	HOW GIVEN UP											
														TD	FG	FG Missed	Punt	Punt Blocked	Intercept. Pass	Fumble	Lost on Downs	Other			
1	1	15:00	12:59	2:01	KO	23	D28	5	25	0	25	2	P47												
2	1	9:47	6:09	3:38	KO	16	D28	6	9	0	9	1	D39			43							✓		
3	1	4:18	2:37	1:41	INT. PASS	21	D36	3	2	0	2	0	D38			24									
4	1	1:00	0:00	1:00	Fumble	0	D41	3	41	0	41	1	P Goal	39											
5	2	12:15	12:08	0:07	Fumble	37	-	-	-	-	-	-	P Goal	37											
6	2	10:25	7:43	2:42	KO	21	D31	3	-18	0	-18	0	D13			38									
7	2	4:55	1:41	3:14	MISS FG	-	D34	6	34	0	34	3	P32												
8	2	0:26	0:00	0:26	KO	25	D34	3	7	0	7	0	D41												
9	3	13:44	9:15	4:29	PUNT	-	D15	6	22	0	22	2	D37												
10	3	7:31	2:36	4:55	PUNT	12	P42	9	32	0	32	2	P10					27							
11	3	0:09	12:08	3:01	PUNT	21	D28	6	20	-5	15	1	D43			50									
12	4	7:10	6:58	0:07	KO	0	-	-	-	-	-	-	D18												
13	4	6:51	2:27	4:24	KO	19 -11 Pen.	D11	8	89	0	89	5	P Goal												
14	4	2:27	0:22	2:05	ONSIDE KO	-	D48	9	52	0	52	3	P Goal	4											
15																									
16																									
17																									
18																									
19																									
20																									
21																									
22																									
23																									
24																									

TOTAL TIME OF BALL POSSESSION BY QUARTER: Q1: 8:30 Q2: 12:00 Q3: 12:00 Q4: 12:00

PITTSBURGH STEELERS (AFC)

VS.

DALLAS COWBOYS (NFC)

KEY: ■ TURNOVER (Loss of ball by Error) Fumble, Interception, Blocked Punt

⊗ Loss of Ball by Normal Turnover Punt, Downs, FG Miss, Etc.

(FD) FIRST DOWN

(TD) TOUCHDOWN

FIELD GOAL ATTEMPT AND RESULT Noted in Play and Result Columns

VISITING TEAM PITTSBURGH STEELERS (AFC)

HOME TEAM DALLAS COWBOYS (NFC)

No	1st Down			2nd Down			3rd Down			4th Down			No	1st Down			2nd Down			3rd Down			4th Down								
	To Go	Play	Re-sult	To Go	Play	Re-sult	To Go	Play	Re-sult	To Go	Play	Re-sult		To Go	Play	Re-sult	To Go	Play	Re-sult	To Go	Play	Re-sult	To Go	Play	Re-sult						
1	10	Rush	-1	11	Rush	2	9	PASS	(FD)				1	10	Rush	9	1	Rush	(FD)												
2	10	PASS	Fnc	10	Rush	2	8	PASS	(FD)				2	10	Rush	0	10	Rush	(FD)												
3	10	PASS	(TD)										3	10	Rush	■															
4	10	Rush	5	5	PASS	Fnc	5	PASS	(FD)				4	10	PASS	Fnc	10	Rush	4	6	PASS	(FD)									
5	10	PASS	(FD)										5	10	Rush	3	7	ATT PASS	-12	19	ATT PASS	-10	29	PUNT	⊗						
6	10	PASS	■										6	10	Rush	3	7	Rush	-1	8	PASS	Fnc	8	PUNT	⊗						
7	10	Rush	9	11	Rush	6	5	ATT PASS	■				7	10	Rush	2	8	PASS	Fnc	8	PASS	(TD)									
8	10	PASS	(FD)										8	10	Rush	-4	14	Rush	-3	17	ATT PASS	-11	28	PUNT	⊗						
9	10	Rush	7	3	Rush	1	2	Rush	(FD)				9	10	Rush	5	5	Rush	0	5	PASS	(FD)									
10	10	PASS	Fnc	10	PASS	Fnc	10	ATT PASS	■				10	10	PASS	(FD)															
11	10	Rush	2	8	Rush	3	5	PASS	(TD)				11	10	PASS	(FD)															
12	10	PASS	(FD)										12	10	PASS	■															
13	10	Rush	-8	18	PEN	(FD)							13	10	RUSH	1	9	RUSH	6	3	PASS	Fnc			END OF HALF						
14	10	PASS	Fnc	10	Rush	2	8	ATT PASS	-11	19	FG	⊗	14	10	Rush	-2	12	PEN	(FD)												
15	20	PASS	(FD)										15	10	Rush	5	10	RUSH	(FD)												
16	10	PASS	(FD)										16	10	Rush	1	9	RUSH	7	2	Rush	0	2	PUNT	⊗						
17	10	PASS	Fnc	10	Rush	9	1	PASS	(TD)				17	10	PASS	Fnc	10	RUSH	4	6	PASS	(FD)									
18	10	Rush	-4	14	PASS	Fnc	14	PASS	9	5	PUNT	⊗	18	10	Rush	1	9	RUSH	7	2	RUSH	(FD)									
19	10	Rush	-2	12	Rush	1	16	PASS	Fnc	16	PUNT	⊗	19	10	PASS	Fnc	10	RUSH	7	3	PASS	Fnc	3	FG	27						
20	10	Rush	3	7	PASS	Fnc	7	PASS	(FD)				20	10	Rush	2	8	PASS	Fnc	8	PASS	(FD)									
21	10	PASS	Fnc	10	PASS	Fnc	10	ATT PASS	-3	13	PUNT	⊗	21	10	Rush	0	10	RUSH	5	5	PASS	Fnc	5	PUNT	⊗						
22	10	Rush	2	8	PASS	Fnc	8	PASS	(FD)				22	10	PASS	8	2	ATT PASS	-9	11	RUSH	(FD)									
23	10	PASS	(FD)										23	10	PASS	(FD)															
24	10	Rush	5	5	PEN	(FD)							24	10	RUSH	(FD)															
25	10	PASS	4	6	RUSH	2	4	ATT PASS	-5	9	Rush	(TD)	25	10	PASS	(FD)															
26	10	PASS	(TD)										26	10	PASS	9	1	PASS	(TD)												
27	10	Rush	-3	13	Rush	-2	END OF GAME					27	10	PASS	Fnc	10	PASS	(FD)													
28													28	10	ATT PASS	-10	20	PASS	2	18	PASS	Fnc	18	PASS	(FD)						
29													29	10	PASS	9	1	PASS	Fnc	1	PASS	(TD)									
30													30																		
31													31																		
32													32																		
33													33																		
34													34																		
35													35																		
36													36																		
37													37																		
38													38																		
39													39																		
40													40																		
TOTAL		27		TOTAL		16 + 2 PEN		TOTAL		15		TOTAL		1		TOTAL		29		TOTAL		21 + 1 PEN		TOTAL		16		TOTAL		1	
1st Downs		8		1st Downs		0 + 2 PEN		1st Downs		8		1st Downs		1		1st Downs		5		1st Downs		5 + 1 PEN		1st Downs		8		1st Downs		1	

Heavy horizontal lines indicate conclusion of ball possession.