

The image is a promotional poster for an NFL game. It features a close-up of a Pittsburgh Steelers helmet. The helmet's face mask is visible, and the visor is covered in numerous water droplets. The visor reflects a football stadium filled with spectators, with the field and end zone visible. The word "Steelers" is printed in a bold, black, sans-serif font on the white background of the helmet's top. The overall color palette is dominated by the yellow and black of the Steelers' colors, with the white of the helmet and the green of the field in the reflection.

Steelers

2021 WEEK 2

LAS VEGAS RAIDERS VS. PITTSBURGH STEELERS

Sunday, Sept. 19

Heinz Field

PITTSBURGH STEELERS COMMUNICATIONS

Burt Lauten - Director of Communications

Michael Bertsch - Communications Manager

Angela Tegnella - Communications Coordinator

MacKaiya Cherry - Communications Assistant/Social Media

Kylie Wang - Communications Intern



UPMC ROONEY SPORTS COMPLEX

PITTSBURGH STEELERS

3400 South Water Street • Pittsburgh, PA 15203

412-432-7820 • Fax: 412-432-7878

PITTSBURGH STEELERS GAME RELEASE WEEK 2

LAS VEGAS RAIDERS

GAME INFORMATION

	Sunday, September 19 1 p.m. ET	Heinz Field Pittsburgh, PA Capacity 68,400 // Natural Grass
	CBS Locally KDKA-TV	Ian Eagle (play-by-play) Charles Davis (analysis) Evan Washburn (sideline)
	Steelers Radio Network (48 affiliates) 102.5 WDVE-FM (Pittsburgh) 970 WBGW-AM (Pittsburgh)	Bill Hillgrove (play-by-play) Craig Wolfley (analysis) Max Starks (sideline)

THE SERIES

All-Time	Raiders lead, 16-13	Last: Raiders Win, 24-21 (Dec. 9, 2018)
Home	Steelers lead, 8-5	Last: Steelers Win, 38-35 (Nov. 8, 2015)
Away	Raiders lead, 11-5	Last: Raiders Win, 24-21 (Dec. 9, 2018)
Neutral	-	-

THE COACHES

	Head Coach	At Franchise	Overall	vs. Opp
Steelers	Mike Tomlin	146-78-1 (15)	146-78-1 (15)	2-4
Raiders	Jon Gruden	57-55 (9)	114-110 (16)	1-3

COMMUNICATIONS STAFF

Director of Communications	Burt Lauten	lautenb@steelers.nfl.com 412-432-7821
Communications Manager	Michael Bertsch	bertschm@steelers.nfl.com 412-432-7822
Communications Coordinator	Angela Tegnella	tegnellaa@steelers.nfl.com 412-432-7820
Communications Assistant/Social Media	MacKaiya Cherry	cherrym@steelers.nfl.com 412-432-7893
Communications Intern	Kylie Wang	wangk@steelers.nfl.com 412-432-7800 x6019

WHAT'S INSIDE

3	Covering The Steelers	43	NFL Standings	234	Scoring Drives	250	Ind. GBG (Rushing)
4	Countdown To Kickoff	44	Steelers Record When	235-236	3rd/4th Down Efficiency	251	Ind. GBG (Receiving)
5-6	Home Opener	45-48	Roster Information	237	Big Plays/Opp. Big Plays	252-253	Ind. GBG (Defense)
7-10	Team Notes	49	How The Steelers Were Built	238	Big Plays (GBG)	254	Ind. GBG (Fumble Returns)
10-14	Tomlin Notes	50	Depth Chart	239	Opp. Big Plays (GBG)	255	Ind. GBG (Interceptions)
14-16	Team Offense Notes	51-52	Transactions	240	Big Returns/Opp. Big Returns	256	Ind. GBG (Special Teams)
17	Ben By The Numbers	53-206	Updated Player Bios	241	Defensive GBG Summaries	257	Ind. GBG (Punting)
18	Ben Moving On Up	207-226	Coaching Staff	242	Team Rankings	258	Ind. GBG (Field Goals)
19-24	Ben Roethlisberger Notes	227	Results	243	Week-by-Week NFL Rankings	259	Ind. GBG (Kickoff Returns)
24-27	Individual Offense Notes	227-228	Individual Statistics	244	Game-by-Game Offense	260	Ind. GBG (Punt Returns)
28-34	Team Defense Notes	229	Game-by-Game Starters	245	Game-by-Game Defense	261	Game Summaries
34-40	Individual Defense Notes	230	Participation	246	Opening Drives	262-267	The Last Time
40-41	Special Team Notes	231-232	Individual Game Highs	247-248	Turnover Chart		
42	Series History	233	Drive Breakdown	249	Ind. GBG (Passing)		

2021 REGULAR SEASON SCHEDULE (1-17)

Day	Date	Opponent	TV	Time/Result
Sun.	Sept. 12	at Buffalo		W, 23-16
Sun.	Sept. 19	Las Vegas		1 p.m.
Sun.	Sept. 26	Cincinnati		1 p.m.
Sun.	Oct. 3	at Green Bay		4:25 p.m.
Sun.	Oct. 10	Denver*	FOX	1 p.m.
Sun.	Oct. 17	Seattle		8:20 p.m.

BYE WEEK

Sun.	Oct. 31	at Cleveland*		1 p.m.
Mon.	Nov. 8	Chicago	ESPN	8:15 p.m.
Sun.	Nov. 14	Detroit*	FOX	1 p.m.
Sun.	Nov. 21	at L.A. Chargers		8:20 p.m.
Sun.	Nov. 28	Cincinnati*		1 p.m.
Sun.	Dec. 5	at Baltimore*		4:25 p.m.
Thur.	Dec. 9	at Minnesota	FOX	8:20 p.m.
Sun.	Dec. 19	Tennessee*		1 p.m.
Sun.	Dec. 26	at Kansas City*		4:25 p.m.
Mon.	Jan. 3	Cleveland	ESPN	8:15 p.m.
Sun.	Jan. 9	at Baltimore*		1 p.m.

*Sunday night games in Weeks 5-17 subject to change; Week 18 game TBD

NOTE: All times are Eastern

Home games in BOLD

2021 POSTSEASON SCHEDULE

Day	Date	Game
Sat./Sun.	Jan. 15/16	Wildcard Playoff Games
Sat./Sun.	Jan. 22/23	Divisional Playoff Games
Sun.	Jan. 30	Conference Championships
Sun.	Feb. 13	Super Bowl LVI (Los Angeles, CA)

WEEKLY PRESS CONFERENCE

- The Steelers will make head coach **Mike Tomlin** available for a press conference at **Noon ET on Tuesday, Sept. 14**, in the UPMC Rooney Sports Complex Indoor Practice Field (Tier 2M only).

Monday, Sept. 13

- No Practice
- 5 Miles Killebrew** will be available via Zoom on Weekday 1 at 10 a.m. ET
- LB Ulysees Gilbert III** will be available via Zoom on Weekday 1 at 10:15 a.m. ET

Tuesday, Sept. 14

- Coach Tomlin** press conference at Noon ET in the UPMC Rooney Sports Complex Indoor Practice Field
- No player availability: day off

Wednesday, Sept. 15

- QB Ben Roethlisberger** at 9:45 a.m. on the field
- Practice: 12:15 – 2:15 p.m.
- Coach Tomlin** after practice on the field (by request)
- Additional player(s)** after practice on the field

Thursday, Sept. 16

- DT Cameron Heyward** at 9:15 a.m. on the field
- Coordinators** at 10:30 a.m. on the field
- Practice: 12:15 – 2:15 p.m.
- Additional player(s)** after practice on the field

Friday, Sept. 17

- Practice: 10:30 a.m. – 12:30 p.m.
- Coach Tomlin** after practice on the field (by request)
- LB T.J. Watt** after practice on the field
- RB Najee Harris** after practice on the field
- Additional player(s)** after practice on the field

Saturday, Sept. 18

- No media availability: day before game

Sunday, Sept. 19

- Las Vegas Raiders vs. Pittsburgh Steelers: 1 p.m. (CBS, locally KDKA-TV)

*Schedule subject to change

PITTSBURGH STEELERS ON OMG

- The Steelers media website is www.NFLOMG.com. Please follow the link and click on the Steelers logo to access the team's page.
- For customized access to the NFL OMG site, please email Michael Bertsch at BertschM@steelers.nfl.com, Angela Tegnella at TegnellaA@steelers.nfl.com and/or Kylie Wang at WangK@steelers.nfl.com.
- The Steelers interactive site will contain the complete 2021 Media Guide, all weekly game releases, player bios and rosters, Steelers staff information and bios, weekly flip cards, a game tracker, all Steelers team and individual records and statistics, Steelers historical information, daily press releases and transcripts and much more.
- The game releases and media guide are updated weekly during the season and available in a PDF format. Team notes, player bios, team and individual records, miscellaneous stats and game summaries are updated following each game and posted on the site.
- On gamedays, the site will host live statistics, updated player notes, postgame quotes and more. It is an easy-to-use, one-stop shop for all media needs and information regarding the Steelers.

STEELERS RADIO COVERAGE

For the 23rd consecutive year, WDVE-FM (102.5) and WBGG-AM (970) are carrying all Steelers games.

Additionally, Steelers games can be heard on a 48-station network spanning Pennsylvania, West Virginia, Ohio, Maryland, New York and South Carolina. All Steelers games will be broadcast in both English and Spanish on Steelers.com.

For the 28th straight season, Bill Hillgrove serves as the "Voice of the Steelers" and handles play-by-play duties for the broadcast. Joining Hillgrove for his 20th season is former Steelers offensive lineman Craig Wolfley, who provides analysis. In her third year, Missi Matthews will be on the sideline throughout the regular season. Former Steelers offensive lineman Max Starks will provide sideline analysis.

Fans in Mexico can also listen to Steelers broadcasts on Grupo Imagen and games are heard on www.steelers.com/espanol. Stations on the Steelers Radio Network include:

FLAGSHIP STATIONS

WDVE-FM (102.5), WBGG-AM (970)

AFFILIATES

PENNSYLVANIA

Altoona-WVAM (1430)
Altoona-WRKY (104.9)
Beaver Falls-WBVP (1230)
Beaver Falls-WBMA (1460)
Bedford-WBVE (107.5)
Butler-WISR (680)
Chambersburg-WCHA (800)
Clarendon-WKNB (104.3)
Clarion-WCCR (92.7)
Cooperstown-WUZZ (107.7)
DuBois-WIFT (102.1)
DuBois-WKFT (101.3)
Erie-WRKT (104.9)
Johnstown-WNTJ (1490)
Johnstown-WRWK (99.1)
Latrobe-WCNS (1480)
Milton-WVLY (100.9)
Saegertown-WUZZ (94.3)
Somerset-WNTI (990)
Starview-WONN (92.7)
State College-WQWK (1450)
Uniontown-WBMS (590)
Washington-WJPA (1450)
Williamsport-WCXZ (99.3)
Williamsport-WXZR (103.7)

MARYLAND

Cumberland-WRQE (106.1)
Hagerstown-WHAG (1410)

OHIO

Fremont-WOHF (92.1)
Marietta-WJAW (630)
Youngstown-WNIO (1390)

VIRGINIA

Vienna-WDMX (100.1)

WEST VIRGINIA

Fairmont-WRLF (94.3)
Fairmont-WMMN (920)
New Martinsville-WXCR (92.3)

NFL COMMUNICATIONS.COM

- Journalists worldwide have access to the dedicated media website featuring news from the NFL and its teams. Daily releases, statistics, domestic and international NFL updates and other information about the NFL are available.

OFFICIAL STEELERS WEBSITE

- Media and fans can read about the latest Steelers news on the official Steelers website. The site, www.steelers.com, features breaking news statistics, player biographies and much more.

STEELERS NATION HD RADIO

- Steelers Nation Radio is a 24-hour/day HD radio station dedicated specifically to the Pittsburgh Steelers. It can be heard on www.steelers.com, the official Steelers app or the iHeart app on your smartphone, and at 102.5 WDVE HD2.
- A daily schedule of what is on Steelers Nation HD Radio is available at www.facebook.com/steelersnationradio.

@STEELERSPRDEPT

The Steelers Communications Department has created a Twitter account for media to follow for news and information. The department's Twitter account is the primary platform for how the team disseminates news and information including press releases, media advisories, practice and media availability times and more.

COUNTDOWN TO KICKOFF

800	WR Chase Claypool (873), WR Diontae Johnson (923) and WR JuJu Smith-Schuster (831) each had 830+ yards receiving in 2020. The Steelers, Panthers and Cowboys were the only teams to feature three wideouts with at 800+ yards receiving in '20.
340	Since 2014, the Steelers have recorded 340 sacks, which is the most sacks among all NFL teams.
278	Pittsburgh did not allow a sack in 278 consecutive pass attempts (streak ended at Buffalo in Week 14 of 2020). It was the second longest streak since the 1970 NFL-AFL merger. Miami (775 pass attempts, 1988-89) was the only franchise to own a longer streak.
265	WR JuJu Smith-Schuster was the third player in NFL history to register 250 career receptions before his 24th birthday. His 265 catches ranked second in League history among players 23 or younger.
183	Since 2014, the Steelers' offensive line unit has yielded 183 sacks, which is tied for the fewest sacks allowed among all NFL teams.
149	CB Joe Haden has recorded 149 career passes defended, which leads the NFL since he entered the League in 2010 and leads active NFL players.
128	Mike Tomlin and QB Ben Roethlisberger have teamed up for 128 regular-season wins, which are the third-most by a head coach-quarterback pairing in NFL history.
103	Pittsburgh led the NFL with 103 tackles for loss in 2020, which were the most by the franchise since 2008 and tied for third in the NFL.
100	LB Devin Bush led the team and NFL rookies in tackles (109), solo tackles (72) and ranked fourth in both categories in TFLs (nine) in 2019. He's the only Steelers rookie ever to eclipse 100 tackles.
84	WR Chase Claypool hauled in an 84-yard TD in Week 2 of 2020 vs. Denver. The 84-yard TD reception was tied for the fourth-longest by a rookie in franchise history. The 84-yard TD reception marked the longest scrimmage TD by a Canadian-born player in NFL history.
74	Pittsburgh has registered at least 1.0 sack in an NFL record 74 straight regular-season games. Tampa Bay (1999-2003) held the previous League record (69 consecutive regular-season games). Head coach Mike Tomlin was on the Buccaneers staff during the final three seasons of the streak.
66	Pittsburgh leads the NFL with 66 takeaways since 2019. The Steelers forced multiple turnovers in 11 different games last season, which led the NFL. The Steelers have forced multiple turnovers in 24 games since 2019, which also leads the NFL in that span.
63	LB T.J. Watt reached 50 or more sacks in his 63rd career game, which ranks tied with Bruce Smith for 10th-fastest in the NFL since 1982.
59.0	DT Cameron Heyward's 59.0 career sacks are tied for the most by a defensive lineman in franchise history, third-most among by an active NFL defensive tackle and tied for fourth overall in franchise history since 1982.
51.5	Since entering the NFL in 2017, LB T.J. Watt has recorded 51.5 sacks, which ranks third overall and second among all linebackers.
50	Pittsburgh has recorded 50 or more sacks in each of the last four seasons (2017-20). The Steelers are the first team in the NFL to record 50 or more sacks in four consecutive seasons since the New York Giants (1985-88).
50	The Steelers led the NFL in sacks (56) and ranked second in takeaways (27) and third in scoring defense (19.5) in 2020. No team since the 1970 NFL-AFL merger (50 years) has finished a season with the lead in all three categories.
34.0	LB T.J. Watt has recorded 34.0 sacks in 32 career games at Heinz Field. He has collected at least half a sack in 20 of the Steelers last 22 home games. Only one player in NFL history has registered more sacks over their first 32 career home games.

COUNTDOWN TO KICKOFF

29	CB Joe Haden has recorded 29 career interceptions, which ranks fifth in the NFL since he entered the League in 2010 and second among active NFL players.
20	The Steelers either led or shared the NFL lead in 20 different defensive categories in 2020, including TFLs (103), TFLs/game (6.4), QB hit percentage on pass plays (22.4%), QB pressures (198), QB pressures/game (12.4), sacks/game (3.50), sacks (56.0), yards lost by sack (384.0), QB hits (136), QB hits/game (8.5), defensive completion percentage (56.7%), fewest completions allowed (298), interceptions/game (1.13), interceptions (18), fourth down defense (25.0), opposing QB rating (76.7), QB hurries (81), QB hurries/game (5.1), sacks/pass attempt (10.65%) and passes defended (84).
18	LB T.J. Watt has recorded 18 forced fumbles in his career, which ranks third in franchise history. The 18 forced fumbles are the most in the NFL since he entered the League in 2017.
18	LB T.J. Watt's 18 combined interceptions (three), forced fumbles (11) and fumble recoveries (four) rank first in the NFL since 2019.
14	LB T.J. Watt is the first player in franchise history with 14.0 or more sacks in multiple seasons. He is the 14th player in NFL history with at least 14.5 sacks in back-to-back seasons, and just the sixth since 1993.
13.0	LB T.J. Watt (three seasons) has joined Pro Football Hall of Famers Reggie White (four) and Derrick Thomas (three) as the only players to record at least 13 sacks in three of their first four seasons since 1982, when the individual sack became an official NFL statistic. Watt recorded 13 sacks in 2018, 14.5 sacks in 2019 and 13.0 sacks in 2020.
13	S Minkah Fitzpatrick's 13 total takeaways (interceptions and fumble recoveries) rank second in the NFL since 2019.
9	LB Joe Schobert has nine interceptions since entering the NFL in 2016, which ranks tied for second in the League among linebackers.
6	LB T.J. Watt led the NFL with 15.0 sacks, 23 TFL and 41 QB hits in 2020. Six players have led the League in sacks, TFL and QB hits in the same season since 2006.
5	Pittsburgh started five rookies in Week 1 at Buffalo, including C Kendrick Green , TE Pat Freiermuth , LT Dan Moore Jr. , RB Najee Harris and DB Tre Norwood . It marked the first time since at least 1991 that the Steelers have started as many as five rookies in a game.
4	Pittsburgh started four rookies on offense in Week 1 at Buffalo for just the second time in a game since at least 1991. It marked the first time since Dec. 30, 2012, vs. Cleveland.
3RD	LB T.J. Watt recorded 15.0 sacks, 23 TFLs and 41 QB hits last season. He's the third player since at least 2006 to record at least 15.0 sacks, 23 tackles for loss and 40 quarterback hits in a season.
3RD	LB Joe Schobert has registered at least 100 tackles in each of the last four seasons. His 525 tackles rank third in the NFL since 2017.
3	LB T.J. Watt has registered 13.0 or more sacks in each of the last three seasons. Pro Football Hall of Famer Reggie White is the only player in NFL history with a longer streak of seasons with 13.0 or more sacks. White had a pair of four-season streaks (1985-88 and 1990-93).
2ND	Since joining the Steelers in 2015, K Chris Boswell is 149-of-169 field goal attempts (88.2%), including 51-of-63 (81.0%) between 40-49 yards. He ranks tied for second in field goal percentage (88.2%) among all NFL kickers with at least 160 field goal attempts since 2015.
1	S Minkah Fitzpatrick was the only player in the NFL last season with at least four interceptions, one forced fumble and one fumble recovery.
1	LB T.J. Watt is the only active player in the NFL with at least 13.0 sacks in each of the last three seasons.
0	Pittsburgh did not allow a sack in five straight games (Week 9-13, 2020). The Steelers' five-game streak without surrendering a sack was the franchise's longest streak since 1982 when sacks became an official category.

HEINZ FIELD HOME OPENERS SUPERLATIVES

Passing Yards		
452	Ben Roethlisberger	2018 vs. KC (L, 37-42)
369	Ben Roethlisberger	2015 vs. SF (W, 43-18)
365	Ben Roethlisberger	2014 vs. CLE (W, 30-27)
Pass Completions		
39	Ben Roethlisberger	2018 vs. KC (L, 37-42)
33	Ben Roethlisberger	2009 vs. TEN (W, 13-10)
23	Ben Roethlisberger	2014 vs. CLE (W, 30-27)
23	Ben Roethlisberger	2017 vs. MIN (W, 26-9)
Pass Attempts		
60	Ben Roethlisberger	2018 vs. KC (L, 37-42)
43	Ben Roethlisberger	2009 vs. TEN (W, 13-10)
37	Ben Roethlisberger	2016 vs. CIN (W, 24-16)
Passing Touchdowns		
3	Ben Roethlisberger	2018 vs. KC (L, 37-42)
3	Ben Roethlisberger	2015 vs. SF (W, 43-18)
3	Tommy Maddox	2003 vs. BAL (W, 34-15)
Rushing Yards		
161	Willie Parker	2005 vs. TEN (W, 34-7)
153	Jerome Bettis	2001 vs. CIN (W, 16-7)
138	Willie Parker	2008 vs. HOU (W, 38-17)
Rushing Touchdowns		
3	DeAngelo Williams	2015 vs. SF (W, 43-18)
3	Willie Parker	2008 vs. HOU (W, 38-17)
3	Jerome Bettis	2004 vs. OAK (W, 24-21)
Receptions		
13	JuJu Smith-Schuster	2018 vs. KC (L, 37-42)
9	Antonio Brown	2018 vs. KC (L, 37-42)
9	Santonio Holmes	2009 vs. TEN (W, 13-10)
9	Hines Ward	2003 vs. BAL (W, 34-15)

HOME OPENER

- Pittsburgh owns a 51-34-3 (.597) record in home openers, including an 11-3 (.786) under head coach **Mike Tomlin**.
- The Steelers have played host to the Raiders three times for their home opener. Pittsburgh won in 2004 (24-21) and 1972 (34-28), but lost in 2002 (30-17).
- The Steelers defeated the Denver Broncos, 26-21, in their regular-season home opener on September 20, 2020, at Heinz Field.
- Since Heinz Field opened in 2001, the Steelers are 16-4 (.800) in their first home game of the season.
- The .800 winning percentage in regular-season home openers since 2001 ranks tied for the fourth-best in the NFL.

BEST HOME OPENING RECORD SINCE 2001

RANK	TEAM	RECORD	WIN. PCT.
1.	Denver Broncos	17-3	.842
2.	Seattle Seahawks	17-3	.842
3.	New England Patriots	17-4	.810
4.	Pittsburgh Steelers	16-4	.800
	Baltimore Ravens	16-4	.800

HEINZ FIELD HOME OPENERS SUPERLATIVES

Receiving Yards		
195	Antonio Brown	2015 vs. SF (W, 43-18)
138	Jesse James	2018 vs. KC (L, 37-42)
131	Santonio Holmes	2009 vs. TEN (W, 13-10)
Receiving Touchdowns		
2	Hines Ward	2008 vs. HOU (W, 38-17)
2	Hines Ward	2002 vs. OAK (L, 17-30)
2	Hines Ward	2003 vs. BAL (W, 34-15)
Yards From Scrimmage		
209	Willie Parker	2005 vs. TEN (W, 34-7)
197	Le'Veon Bell	2014 vs. CLE (W, 30-27)
195	Antonio Brown	2015 vs. SF (W, 43-18)
Points Scored		
43	2015 vs. SF (W, 43-18)	
38	2008 vs. HOU (W, 38-17)	
37	2018 vs. KC (L, 37-42)	
Fewest Points Allowed		
0	2011 vs. SEA (W, 24-0)	
3	2007 vs. BUF (W, 26-3)	
7	2001 vs. CIN (W, 16-7)	
7	2005 vs. TEN (W, 34-7)	
Largest Margin of Victory		
27	2005 vs. TEN (W, 34-7)	
25	2015 vs. SF (W, 43-18)	
24	2011 vs. SEA (W, 24-0)	

KICKOFF WEEKEND

- Pittsburgh owns a 46-38-5 (.545) all-time record on Kickoff Weekend, including 31-18-3 (.625) at home and 15-20-2 (.432) on the road.
- The Steelers have opened seven consecutive seasons (2015-21) away from Heinz Field. Pittsburgh is 4-2-1 (.643) in those six games.
- Pittsburgh owns a 6-3 (.667) record against AFC East foes on Kickoff weekend.
- Pittsburgh improved to 2-0 in season-opening meetings with Buffalo. The Steelers had not faced the Bills in a season opener since Sept. 3, 1978, when the Steelers won on the road, 28-17.
- Since 1960, Pittsburgh is 14-2-1 on Kickoff Weekend when a Steelers running back rushes for 100 yards or more.
- The Steelers are 16-1-1 in Week 1 games since 1940 when the team scores 30+ points.
- Pittsburgh QB Ben Roethlisberger owns franchise Kickoff Weekend records (since 1960) for the most completions (33), passing attempts (43) and passing yards (365) - the first two during the team's 2009 opening day, 13-10, win over Tennessee and his yardage total in 2014's Week 1 win vs. Cleveland (30-27).
- Pittsburgh's 46 all-time victories on Kickoff Weekend rank first among AFC teams.

HOME OPENER RESULTS

Overall: 51-34-3 | Heinz Field: 16-4

Date	Opponent	Steelers	Opponent	Result
Sept. 20, 2020	Denver	26	21	W
Sept. 15, 2019	Seattle	26	28	L
Sept. 16, 2018	Kansas City	37	42	L
Sept. 17, 2017	Minnesota	26	9	W
Sept. 18, 2016	Cincinnati	24	16	W
Sept. 20, 2015	San Francisco	43	18	W
Sept. 7, 2014	Cleveland	30	27	W
Sept. 8, 2013	Tennessee	9	16	L
Sept. 16, 2012	N.Y. Jets	27	10	W
Sept. 18, 2011	Seattle	24	0	W
Sept. 12, 2010	Atlanta (OT)	15	9	W
Sept. 10, 2009	Tennessee (OT)	13	10	W
Sept. 7, 2008	Houston	38	17	W
Sept. 16, 2007	Buffalo	26	3	W
Sept. 7, 2006	Miami	28	17	W
Sept. 11, 2005	Tennessee	34	7	W
Sept. 12, 2004	Oakland	24	21	W
Sept. 7, 2003	Baltimore	34	15	W
Sept. 15, 2002	Oakland	17	30	L
Oct. 7, 2001	Cincinnati	16	7	W
Sept. 3, 2000	Baltimore	0	16	L
Sept. 26, 1999	Seattle	10	29	L
Sept. 13, 1998	Chicago	17	12	W
Aug. 31, 1997	Dallas	7	37	L
Sept. 8, 1996	Baltimore	31	17	W
Sept. 3, 1995	Detroit	23	20	W
Sept. 4, 1994	Dallas	9	26	L
Sept. 5, 1993	San Francisco	13	24	L
Sept. 13, 1992	N.Y. Jets	27	10	W
Sept. 1, 1991	San Diego	26	20	W
Sept. 16, 1990	Houston	20	9	W
Sept. 10, 1989	Cleveland	0	51	L
Sept. 4, 1988	Dallas	24	21	W
Sept. 13, 1987	San Francisco	30	17	W
Sept. 15, 1986	Denver	10	21	L
Sept. 8, 1985	Indianapolis	45	3	W
Sept. 2, 1984	Kansas City	27	37	L
Sept. 4, 1983	Denver	10	14	L
Sept. 19, 1982	Cincinnati (OT)	26	20	W
Sept. 6, 1981	Kansas City	33	37	L
Sept. 7, 1980	Houston	31	17	W
Sept. 9, 1979	Houston	38	7	W
Sept. 10, 1978	Seattle	21	10	W
Sept. 19, 1977	San Francisco	27	0	W

HOME OPENER RESULTS

Overall: 51-34-3 | Heinz Field: 16-4

Date	Opponent	Steelers	Opponent	Result
Sept. 19, 1976	Cleveland	31	14	W
Sept. 28, 1975	Buffalo	21	30	L
Sept. 15, 1974	Baltimore	30	0	W
Sept. 16, 1973	Detroit	24	10	W
Sept. 17, 1972	Oakland	34	28	W
Sept. 26, 1971	Cincinnati	21	10	W
Sept. 20, 1970	Houston	7	19	L
Sept. 21, 1969	Detroit	16	13	W
Sept. 15, 1968	N.Y. Giants	20	34	L
Sept. 17, 1967	Chicago	41	13	W
Sept. 11, 1966	N.Y. Giants	34	34	T
Sept. 19, 1965	Green Bay	9	41	L
Sept. 13, 1964	L.A. Rams	14	26	L
Sept. 22, 1963	N.Y. Giants	31	0	W
Sept. 30, 1962	N.Y. Giants	27	31	L
Sept. 24, 1961	N.Y. Giants	14	17	L
Oct. 9, 1960	N.Y. Giants	17	19	L
Sept. 26, 1959	Cleveland	17	7	W
Oct. 5, 1958	Cleveland	12	45	L
Sept. 29, 1957	Washington	28	7	W
Sept. 30, 1956	Washington	30	13	W
Sept. 26, 1955	Chicago Cards	14	7	W
Oct. 2, 1954	Washington	37	7	W
Oct. 3, 1953	New York	24	14	W
Sept. 28, 1952	Philadelphia	25	31	L
Oct. 1, 1951	New York	13	13	T
Sept. 17, 1950	New York	7	18	L
Sept. 25, 1949	N.Y. Giants	28	7	W
Oct. 3, 1948	Boston	24	14	W
Sept. 21, 1947	Detroit	17	10	W
Sept. 20, 1946	Chicago Cards	14	7	W
Oct. 7, 1945	New York	6	34	L
Sept. 24, 1944	Cleveland	28	30	L
Oct. 2, 1943	Brooklyn o	17	0	W
Sept. 13, 1942	Philadelphia	14	24	L
Sept. 21, 1941	Philadelphia	7	10	L
Sept. 8, 1940	Chicago Cards	7	7	T
Sept. 24, 1939	Chicago Cards	0	10	L
Sept. 11, 1938	New York	14	27	L
Sept. 5, 1937	Philadelphia	27	14	W
Sept. 13, 1936	Boston	10	0	W
Sept. 22, 1935	New York	7	42	L
Sept. 9, 1934	Cincinnati	13	0	W
Sept. 20, 1933	New York	2	23	L

HALFTIME GOT YOU DOWN

- According to the NFL Media Research Department and the Elias Sports Bureau, the Steelers became just the second team in NFL history to win a Week 1 game after trailing by at least ten points and being shutout at the half.
- Teams had previously been 1-104-1 in such situations.
- Pittsburgh won four games when trailing at halftime, which tied for the most in the NFL in 2020.
- The Steelers opened 2021 with another come-from-behind victory. Pittsburgh rallied from a 10-0 halftime deficit in Week 1 at Buffalo for a 23-16 win.
- The Steelers five victories when trailing at halftime are tied for the most in the NFL since 2020.
- Pittsburgh's .625 winning percentage when trailing at halftime ranks second in the NFL since 2020.

MOST VICTORIES WHEN TRAILING AT HALFTIME SINCE 2020

RANK	TEAM	WINS
1.	Pittsburgh Steelers	5
	Kansas City Chiefs	5
3.	Miami Dolphins	3
	Arizona Cardinals	3
	Washington Football Team	3
	Indianapolis Colts	3
	Tampa Bay Buccaneers	3

BEST WIN PERCENTAGE WHEN TRAILING AT HALFTIME SINCE 2020

RANK	TEAM	RECORD	WIN PCT.
1.	Kansas City Chiefs	5-1	.833
2.	Pittsburgh Steelers	5-3	.625
3.	Indianapolis Colts	3-3	.500
	New Orleans Saints	2-2	.500
5.	Tampa Bay Buccaneers	3-5	.375

- The Steelers have won four games when trailing at the end of the third quarter since 2020, which is the most in the NFL.
- Pittsburgh has won four games in which it trailed by 10 or more points in the second half since 2020, which is the most in the League.

MOST VICTORIES WHEN TRAILING IN SECOND HALF BY 10+ POINTS SINCE 2020

RANK	TEAM	WINS
1.	Pittsburgh Steelers	4
2.	Arizona Cardinals	2
	Seattle Seahawks	2
	Tampa Bay Buccaneers	2
	Tennessee Titans	2
	Chicago Bears	2
	Minnesota Vikings	2
	Washington Football Team	2

- The Steelers have won five games in which they trailed by 10 or more points since 2020, which is the most in the NFL.

MOST VICTORIES WHEN TRAILING BY 10+ POINTS IN 2020

RANK	TEAM	WINS
1.	Pittsburgh Steelers	5
2.	Tampa Bay Buccaneers	4
	New Orleans Saints	4
	Kansas City Chiefs	4
5.	Arizona Cardinals	3
	Chicago Bears	3
	Dallas Cowboys	3

- Pittsburgh has registered 18 regular-season victories when trailing in the second half by 10 or more points since QB **Ben Roethlisberger** entered the NFL in 2004, which ranks second in the League over that span.

MOST VICTORIES WHEN TRAILING BY 10+ POINTS IN THE SECOND HALF SINCE 2004

RANK	TEAM	WINS
1.	Indianapolis Colts	20
2.	Pittsburgh Steelers	18
3.	Denver Broncos	16
4.	Los Angeles/San Diego Chargers	14
	Miami Dolphins	14

- Pittsburgh has registered 11 regular-season road victories when trailing in the second half by 10 or more points since QB **Ben Roethlisberger** entered the NFL in 2004, which ranks tied for first in the League over that span.

MOST ROAD VICTORIES WHEN TRAILING BY 10+ POINTS IN THE SECOND HALF SINCE 2004

RANK	TEAM	WINS
1.	Pittsburgh Steelers	11
	Los Angeles/San Diego Chargers	11
3.	Indianapolis Colts	10
4.	Dallas Cowboys	9
	Kansas City Chiefs	9

STEELERS YOUNG GUNS

- Pittsburgh started five rookies today, including C **Kendrick Green**, TE **Pat Freiermuth**, LT **Dan Moore Jr.**, RB **Najee Harris** and DB **Tre Norwood**. It marked the first time since at least 1991 that the Steelers have started as many as five rookies in a game.
- Pittsburgh has not started four or more rookies in a season opener since at least 1991.
- Pittsburgh started four rookies on offense, including Green, Freiermuth, Moore Jr. and Harris, for just the second time in any game since at least 1991. It marked the first time since Dec. 30, 2012, vs. Cleveland, that the Steelers started at least four rookies on offense (Kelvin Beachum, RT; David DeCastro, RG; Will Johnson, FB; Dave Paulson, TE).
- Moore Jr. is believed to be the first Steelers rookie to start at left tackle since the 1970 AFL-NFL merger.
- The Steelers were the only team in the NFL to scheduled start a rookie at left tackle (Moore Jr.) and center (Green) in the season opener.
- Green is the lone rookie center to start, while Moore Jr. is one of two rookies to start at left tackle in the season opener.

STEELERS 2021 TEAM CAPTAINS

- The Steelers selected three players to serve as team captains for the 2021 season determined by a vote of their teammates.
- QB **Ben Roethlisberger** was selected to serve as offensive captain, DT **Cameron Heyward** was picked to serve as defensive captain and FB **Derek Watt** was chosen to serve as the special teams captain.
- Roethlisberger was selected as an offensive captain for the 13th time in his career (2008-09, 2011-21). This marks Heyward's seventh consecutive year as a captain (2015-21).
- Watt was named captain for the first time in his career.

KINGS OF THE NORTH

- Pittsburgh captured the 2020 AFC North title, which marked the franchise's 24th overall division title, ninth since 2002 and fourth in the last seven years (2014, 2016, 2017 and 2020).
- The Steelers earned a division title for the 24th time since the 1970 AFL-NFL merger — the most division crowns by an NFL team in that span.
- Pittsburgh clinched a playoff berth for the 32nd time since the 1970 AFL-NFL merger — the most playoff berths by an NFL team in that span.
- Since the AFC North was adopted after the restructuring of the 2002 NFL season when the league realigned divisions after expanding to 32 teams, **Mike Tomlin** has won the division seven times (2007, 2008, 2010, 2014, 2016, 2017 and 2020).
- No other head coach has won the AFC North more than four times (John Harbaugh and Marvin Lewis).
- Pittsburgh's nine AFC North titles nearly equal the combined total from the rest of the division since 2002.

AFC NORTH TITLES

TEAM	TITLES
Pittsburgh Steelers	9
Baltimore Ravens/ Cincinnati Bengals/ Cleveland Browns	10

AFC NORTH TITLES

RANK	TEAM	TITLES
1.	Pittsburgh Steelers	9
2.	Baltimore Ravens	6
3.	Cincinnati Bengals	4
4.	Cleveland Browns	0

THE STANDARD IS THE STANDARD

- Pittsburgh has recorded 17 consecutive seasons with a .500 record or better, which is the longest active streak in the NFL, and the longest streak in team history (1972-1984, 13).

MOST ACTIVE CONSECUTIVE NON-LOSING SEASONS

RANK	TEAM	SEASONS	YEARS
1.	Pittsburgh Steelers	17	2004-20
2.	Seattle Seahawks	9	2012-20
3.	Kansas City Chiefs	8	2013-20
4.	Tennessee Titans	5	2016-20
	Baltimore Ravens	5	2016-20

MOST CONSECUTIVE NON-LOSING SEASONS SINCE 1970 AFL-NFL MERGER

RANK	TEAM	SEASONS	YEARS
1.	New England Patriots	19	2001-19
2.	Pittsburgh Steelers	17	2004-20
3.	San Francisco 49ers	16	1983-98
	Dallas Cowboys	16	1970-85
5.	Miami Dolphins	15	1989-2003
6.	Pittsburgh Steelers	13	1972-84
	Green Bay Packers	13	1992-2004

- Steelers QB **Ben Roethlisberger** (2004-20) has played on a team with a .500 record or better in each of his 17 seasons in the NFL, which is an NFL record for an individual player.
- C Frank Winters (1987-2002; Cleveland, New York Giants, Kansas City and Green Bay) held the previous League record with 16 seasons. G Gene Hickerson (1958-60, 1962-73; Cleveland) and LB James Harrison (2002-17; Pittsburgh, Cincinnati and New England) had 15.

MOST CONSECUTIVE NON-LOSING SEASONS (PLAYER)

RANK	PLAYER	SEASONS
1.	Ben Roethlisberger	17 (2004-20)
2.	Frank Winters	16 (1987-2002)
3.	Gene Hickerson	15 (1958-60, 1962-73)
	James Harrison	15 (2002-17)

WINNING ERA OF FREE AGENCY

- Pittsburgh has the second-best regular-season record in the NFL during the free agency era, since 1993, with a 284-163-2 (.635) mark.
- The Steelers are one of three teams (New England, 303; Green Bay 284) with at least 275 regular-season wins since 1993.
- Pittsburgh's 284 regular-season victories during the free agency era (since 1993) rank tied for second in the League.
- Pittsburgh's .635 regular-season winning percentage during the free agency era (since 1993) ranks tied for second in the League.
- The following is a look at the best regular-season records in the free agency era.

MOST REGULAR-SEASON WINS IN THE FREE AGENCY ERA

RANK	TEAM	WINS
1.	New England Patriots	303
2.	Pittsburgh Steelers	284
	Green Bay Packers	284
4.	Indianapolis Colts	257
5.	Denver Broncos	256

BEST REGULAR-SEASON WIN PERCENTAGE IN THE FREE AGENCY ERA

RANK	TEAM	RECORD	WIN PCT.
1.	New England Patriots	303-146	.675
2.	Pittsburgh Steelers	284-163-2	.635
	Green Bay Packers	284-163-2	.635
4.	Indianapolis Colts	257-192	.572
5.	Denver Broncos	256-193	.570

- Pittsburgh's 160 regular-season home victories during the free agency era (since 1993) rank third in the League.
- Pittsburgh's .717 regular-season home winning percentage during the free agency era (since 1993) ranks third in the League.

MOST REGULAR-SEASON HOME WINS IN THE FREE AGENCY ERA

RANK	TEAM	WINS
1.	Green Bay Packers	169
	New England Patriots	169
3.	Pittsburgh Steelers	160
4.	Denver Broncos	149
	Minnesota Vikings	149

BEST REGULAR-SEASON HOME RECORD IN THE FREE AGENCY ERA

RANK	TEAM	RECORD	WIN PCT.
1.	Green Bay Packers	169-53-2	.759
2.	New England Patriots	169-55	.754
3.	Pittsburgh Steelers	160-63-1	.717
4.	Baltimore Ravens	138-61-1	.693
5.	Denver Broncos	149-75	.665
	Minnesota Vikings	149-75	.665

- Pittsburgh's 124 regular-season road victories during the free agency era (since 1993) rank second in the League.
- Pittsburgh's .553 regular-season road winning percentage during the free agency era (since 1993) ranks second in the League.

MOST REGULAR-SEASON ROAD WINS IN THE FREE AGENCY ERA

RANK	TEAM	WINS
1.	New England Patriots	134
2.	Pittsburgh Steelers	124
3.	Green Bay Packers	115
4.	New Orleans Saints	113
5.	Indianapolis Colts	112

BEST REGULAR-SEASON ROAD RECORD IN THE FREE AGENCY ERA

RANK	TEAM	RECORD	WIN PCT.
1.	New England Patriots	134-91	.596
2.	Pittsburgh Steelers	124-100-1	.553
3.	Green Bay Packers	115-110	.511
4.	New Orleans Saints	113-111	.504
5.	Philadelphia Eagles	112-111-2	.502

SINCE THE 1970 AFL-NFL MERGER

- Pittsburgh recorded its 475th regular-season win since the 1970 AFL-NFL merger in Week 1 of 2020 at New York Giants. The Steelers became the first NFL team since the merger to reach 475 wins.
- The Steelers are 487-303-3 (.616) during the regular season since 1970.
- Pittsburgh's 487 victories since the 1970 AFL-NFL merger rank first in the League.
- The Steelers are one of four teams (Dallas, 459; Boston/New England, 456; Miami, 453) with at least 450 regular-season wins since the 1970 AFL-NFL merger.
- Pittsburgh's .616 winning percentage since the 1970 AFL-NFL merger ranks first in the League.

MOST REGULAR-SEASON WINS SINCE 1970 AFL-NFL MERGER

RANK	TEAM	WINS
1.	Pittsburgh Steelers	487
2.	Dallas Cowboys	459
3.	New England Patriots	456
4.	Miami Dolphins	453
5.	Denver Broncos	449

BEST REGULAR-SEASON WIN PERCENTAGE SINCE 1970 AFL-NFL MERGER

RANK	TEAM	RECORD	WIN PCT.
1.	Pittsburgh Steelers	487-303-3	.616
2.	Dallas Cowboys	459-334	.579
3.	New England Patriots	456-337	.575
4.	Miami Dolphins	453-338-2	.573
5.	Denver Broncos	449-338-6	.570

- The Steelers own the best regular-season home record in the NFL with a 285-110-1 mark (.721) since 1970.
- Pittsburgh's 285 regular-season home victories since the 1970 AFL-NFL merger rank first in the League.
- The Steelers are the only team with at least 275 regular-season home wins since the 1970 AFL-NFL merger.
- Pittsburgh's .721 regular-season home winning percentage since the 1970 AFL-NFL merger ranks first in the League.

MOST REGULAR-SEASON HOME WINS SINCE 1970 AFL-NFL MERGER

RANK	TEAM	WINS
1.	Pittsburgh Steelers	285
2.	Denver Broncos	268
3.	Minnesota Vikings	264
4.	New England Patriots	260
5.	Miami Dolphins	258

BEST REGULAR-SEASON HOME WIN PERCENTAGE SINCE 1970 AFL-NFL MERGER

RANK	TEAM	RECORD	WIN PCT.
1.	Pittsburgh Steelers	285-110-1	.721
2.	Baltimore Ravens	138-61-1	.693
3.	Denver Broncos	268-125-4	.681
4.	Minnesota Vikings	264-132-1	.666
5.	New England Patriots	260-137	.655

- The Steelers own the best regular-season road record in the NFL with a 202-193-2 mark (.511) since 1970.
- Pittsburgh's 202 regular-season road victories since the 1970 AFL-NFL merger rank tied for first in the League.
- The Steelers are one of two teams (Dallas, 202) with at least 200 regular-season road wins since the 1970 AFL-NFL merger.
- Pittsburgh's .511 regular-season road winning percentage since the 1970 AFL-NFL merger ranks tied for first in the League.

MOST REGULAR-SEASON ROAD WINS SINCE 1970 AFL-NFL MERGER

RANK	TEAM	WINS
1.	Pittsburgh Steelers	202
2.	Dallas Cowboys	202
3.	San Francisco 49ers	197
4.	New England Patriots	196
5.	Miami Dolphins	195

BEST REGULAR-SEASON ROAD WIN PERCENTAGE SINCE 1970 AFL-NFL MERGER

RANK	TEAM	RECORD	WIN PCT.
1.	Pittsburgh Steelers	202-193-2	.511
2.	Dallas Cowboys	202-195	.509
3.	San Francisco 49ers	197-200-1	.496
4.	New England Patriots	196-200	.495
5.	Miami Dolphins	195-202-1	.491

KINGS OF THE AFC

- Pittsburgh is 371-232-2 (.615) in regular-season games against the AFC since the 1970 AFL-NFL merger.
- The Steelers' 371 regular-season victories against the AFC since the 1970 AFL-NFL merger rank first in the League.
- Pittsburgh is the only team in the NFL with at least 360 regular season wins against the AFC since the 1970 AFL-NFL merger.
- The Steelers' .615 regular-season winning percentage against the AFC since the 1970 AFL-NFL merger ranks first in the League.

MOST REGULAR-SEASON WINS BY AFC TEAM VS. AFC SINCE 1970 AFL-NFL MERGER

RANK	TEAM	WINS
1.	Pittsburgh Steelers	371
2.	New England Patriots	352
3.	Denver Broncos	342
4.	Miami Dolphins	339
5.	Kansas City Chiefs	311

BEST REGULAR-SEASON WIN PERCENTAGE BY AFC TEAM VS. AFC SINCE 1970 AFL-NFL MERGER

RANK	TEAM	RECORD	WIN PCT.
1.	Pittsburgh Steelers	371-232-2	.615
2.	New England Patriots	352-255	.580
3.	Denver Broncos	342-252-4	.576
4.	Miami Dolphins	339-263-2	.563
5.	Baltimore Ravens	167-135	.553

- Pittsburgh is 216-85 (.718) in regular-season home games against the AFC since the 1970 AFL-NFL merger.
- The Steelers' 216 regular-season home victories against the AFC since the 1970 AFL-NFL merger rank first in the League.
- Pittsburgh's .718 regular-season home winning percentage against the AFC since the 1970 AFL-NFL merger ranks first in the League.

MOST REGULAR-SEASON HOME WINS BY AFC TEAM VS. AFC SINCE 1970 AFL-NFL MERGER

RANK	TEAM	WINS
1.	Pittsburgh Steelers	216
2.	New England Patriots	205
3.	Denver Broncos	202
4.	Miami Dolphins	195
5.	Kansas City Chiefs	181

BEST REGULAR-SEASON HOME WIN PERCENTAGE BY AFC TEAM VS. AFC SINCE 1970 AFL-NFL MERGER

RANK	TEAM	RECORD	WIN PCT.
1.	Pittsburgh Steelers	216-85	.718
2.	Denver Broncos	202-93-4	.684
3.	New England Patriots	205-99	.674
4.	Baltimore Ravens	101-51	.664
5.	Miami Dolphins	195-106-1	.647

- Pittsburgh is 155-147-2 (.513) in regular-season road games against the AFC since the 1970 AFL-NFL merger.
- The Steelers' 155 regular-season road victories against the AFC since the 1970 AFL-NFL merger rank first in the League.
- Pittsburgh's .513 regular-season road winning percentage against the AFC since the 1970 AFL-NFL merger ranks first in the League.
- The Steelers are the only franchise in the AFC with an above .500 record in conference road games since the 1970 AFL-NFL merger.

MOST REGULAR-SEASON ROAD WINS BY AFC TEAM VS. AFC SINCE 1970 AFL-NFL MERGER

RANK	TEAM	WINS
1.	Pittsburgh Steelers	155
2.	New England Patriots	147
3.	Miami Dolphins	144
4.	Indianapolis Colts	143
5.	Denver Broncos	140

BEST REGULAR-SEASON ROAD WIN PERCENTAGE BY AFC TEAM VS. AFC SINCE 1970 AFL-NFL MERGER

RANK	TEAM	RECORD	WIN PCT.
1.	Pittsburgh Steelers	155-147-2	.513
2.	New England Patriots	147-156	.485
3.	Miami Dolphins	144-157-1	.478
4.	Indianapolis Colts	143-162	.469
5.	Denver Broncos	140-159	.468

TOMLIN AT HEINZ FIELD

- Mike Tomlin** has guided Pittsburgh to a 82-30 (.732) regular-season record at Heinz Field.
- Tomlin earned his 80th regular-season home win in Week 10 of 2020 vs. Cincinnati and joined **Chuck Noll** (119) and **Bill Cowher** (85) as the third head coach in Steelers history with 80 regular season home victories.
- Tomlin has led Pittsburgh to at least five home wins in each of his first 14 seasons as the team's head coach and six home wins in nine of his 14 at the helm.
- Tomlin's 82 regular-season home victories rank third in the NFL since 2007.
- Tomlin's .732 regular-season home winning percentage ranks third in the NFL since 2007.

MOST REGULAR-SEASON HOME WINS SINCE 2007

RANK	TEAM	WINS
1.	New England Patriots	95
2.	Green Bay Packers	85
3.	Pittsburgh Steelers	82
4.	Baltimore Ravens	81
5.	Seattle Seahawks	77

BEST REGULAR-SEASON HOME WIN PERCENTAGE SINCE 2007

RANK	TEAM	RECORD	WIN PCT.
1.	New England Patriots	95-18	.841
2.	Green Bay Packers	85-25-2	.768
3.	Pittsburgh Steelers	82-30	.732
4.	Baltimore Ravens	81-31	.723
5.	Seattle Seahawks	77-35	.688

- Tomlin's 64 regular-season road victories rank tied for second in the NFL since 2007.
- Tomlin's .571 regular-season road winning percentage ranks tied for second in the NFL since 2007.

MOST REGULAR-SEASON ROAD WINS SINCE 2007

RANK	TEAM	WINS
1.	New England Patriots	74
2.	Pittsburgh Steelers	64
	New Orleans Saints	64
4.	Dallas Cowboys	60
	Green Bay Packers	60

BEST REGULAR-SEASON ROAD WIN PERCENTAGE SINCE 2007

RANK	TEAM	RECORD	WIN PCT.
1.	New England Patriots	74-38	.661
2.	Pittsburgh Steelers	64-48-1	.571
	New Orleans Saints	64-48	.571
4.	Dallas Cowboys	60-53	.531
	Green Bay Packers	60-53	.531

TOMLIN IN THE DIVISION

- Mike Tomlin is 58-25-1 (.696) in the regular season against AFC North teams since becoming Pittsburgh's head coach in 2007.
- His 58 regular season wins against division opponents are the most of any AFC North team since 2007, and the second-most among all NFL teams in divisional games (New England, 65):

AFC NORTH INTER-DIVISION RECORD SINCE 2007

RANK	TEAM	W	L	T	WIN PCT.
1.	Pittsburgh Steelers	58	25	1	.696
2.	Baltimore Ravens	50	34	0	.595
3.	Cincinnati Bengals	37	47	0	.440
4.	Cleveland Browns	22	61	1	.268

- Tomlin owns an impressive 33-9 (.786) record against divisional foes at Heinz Field during the regular season.

AFC NORTH INTER-DIVISION HOME RECORD SINCE 2007

RANK	TEAM	W	L	T	WIN PCT.
1.	Pittsburgh Steelers	33	9	0	.786
2.	Baltimore Ravens	28	14	0	.667
3.	Cincinnati Bengals	22	20	0	.524
4.	Cleveland Browns	15	26	1	.369

- Tomlin has won at least four games against division opponents in 11 of his 14 seasons, including 4-2 in 2020.
- Tomlin is 25-16-1 (.607) on the road against divisional foes during the regular season.

AFC NORTH INTER-DIVISION ROAD RECORD SINCE 2007

RANK	TEAM	W	L	T	WIN PCT.
1.	Pittsburgh Steelers	25	16	1	.607
2.	Baltimore Ravens	22	20	0	.524
3.	Cincinnati Bengals	15	27	0	.357
4.	Cleveland Browns	7	35	0	.167

TOMLIN AMONG THE BEST

- Mike Tomlin has led Pittsburgh to a 146-78-1 (.651) record in the regular season since becoming the team's head coach in 2007.
- Tomlin ranks 12th in NFL history with a regular-season record of 68 games over .500.

MOST REGULAR-SEASON GAMES ABOVE .500 BY HEAD COACH IN NFL HISTORY

RANK	COACH	GAMES > .500
8.	Marty Schottenheimer, 1984-2006	74
9.	John Madden, 1969-1978	71
10.	Tony Dungy, 1996-2008	70
11.	George Allen, 1966-1977	69
12.	Mike Tomlin, 2007-2021	68

- Tomlin, Bill Belichick, Andy Reid and Marty Schottenheimer are the only coaches in NFL history with career records of 60 or more games over .500 not in the Pro Football Hall of Fame.
- Tomlin's 146 regular-season victories are second best in the NFL since 2007.

NFL TEAM RECORDS SINCE 2007

RANK	TEAM	RECORD	PLAYOFF APPS.	SUPER BOWL APPS.
1.	New England	169-56	13	4
2.	Pittsburgh	146-78-1	9	2
3.	Green Bay	145-78-2	12	1
4.	New Orleans	141-84	9	1
5.	Baltimore	134-90	10	1

- His 146 regular-season victories are the third most among active coaches in the NFL.

MOST REGULAR-SEASON WINS BY AN ACTIVE NFL HEAD COACH

RANK	COACH	WINS
1.	Bill Belichick	280
2.	Andy Reid	222
3.	Mike Tomlin	146
	Pete Carroll	146
5.	Sean Payton	144

- Tomlin's 146 regular-season victories rank tied for 21st in NFL history.

MOST REGULAR-SEASON WINS BY HEAD COACH IN NFL HISTORY

RANK	COACH	WINS
18.	Joe Gibbs	154
19.	Steve Owen	153
20.	Bill Cowher	149
21.	Mike Tomlin	146
	Pete Carroll	146

- Tomlin's .651 regular-season win percentage ranks 11th in NFL history (minimum 100 games).

BEST WIN PERCENTAGE BY HEAD COACH IN NFL HISTORY (MIN. 100 GAMES)

RANK	COACH	WIN PCT.
7.	Don Shula	.677
8.	Paul Brown	.672
9.	Bill Belichick	.671
10.	Tony Dungy	.668
11.	Mike Tomlin	.651
12.	George Seifert	.648

- Tomlin's .651 regular-season win percentage ranks second among active NFL head coaches (minimum 100 games).

ACTIVE HEAD COACH WINNING PERCENTAGE (MIN. 100 GAMES)

RANK	COACH	W	L	T	WIN PCT.
1.	Bill Belichick	280	137	0	.671
2.	Mike Tomlin	146	78	1	.651
3.	Sean Payton	144	81	0	.640
4.	Andy Reid	222	130	1	.630
5.	John Harbaugh	129	79	0	.620

TOMLIN VS. AFC

- During his career, **Mike Tomlin's** regular-season record against the AFC is 109-59-1 (.648).
- Tomlin's 109 regular-season victories against the AFC rank tied for eighth in NFL history.
- Tomlin's .648 regular-season winning percentage against the AFC ranks fifth in NFL history.

MOST REGULAR-SEASON WINS VS. AFC BY HEAD COACH IN NFL HISTORY

RANK	COACH	WINS
1.	Bill Belichick	209
2.	Don Shula	190
3.	Chuck Noll	147
4.	Marty Schottenheimer	142
5.	Mike Shanahan	116
6.	Bill Cowher	115
7.	Marv Levy	112
8.	Mike Tomlin	109
	Chuck Knox	109
10.	Jeff Fisher	106

BEST REGULAR-SEASON WIN PERCENTAGE VS. AFC BY HEAD COACH IN NFL HISTORY (MIN. 100 GAMES)

RANK	COACH	WIN PCT.
1.	Tony Dungy	.731
2.	John Madden	.724
3.	Bill Belichick	.670
4.	Andy Reid	.668
5.	Mike Tomlin	.648
6.	Don Shula	.631
7.	Bill Cowher	.628
8.	John Harbaugh	.615
9.	Marty Schottenheimer	.599
10.	Chuck Noll	.583

- Pittsburgh's 109 regular-season victories against the AFC under Tomlin ranks second among AFC teams since 2007.
- Pittsburgh's .648 regular-season winning percentage against the AFC under Tomlin ranks second among AFC teams since 2007.

AFC TEAMS VS. AFC SINCE 2007

RANK	COACH	W	L	T	WIN PCT.
1.	New England Patriots	127	42	0	.751
2.	Pittsburgh Steelers	109	59	1	.648
3.	Indianapolis Colts	98	70	0	.583
	Baltimore Ravens	98	70	0	.583
5.	San Diego/L.A. Chargers	89	79	0	.530

- Pittsburgh's 61 regular-season home victories against the AFC under Tomlin rank second among AFC teams since 2007.
- Pittsburgh's .726 regular-season home winning percentage against the AFC under Tomlin ranks second among AFC teams since 2007.

AFC TEAMS VS. AFC AT HOME SINCE 2007

RANK	TEAM	W	L	T	WIN PCT.
1.	New England Patriots	74	11	0	.871
2.	Pittsburgh Steelers	61	23	0	.726
3.	Baltimore Ravens	58	26	0	.690
4.	Indianapolis Colts	55	29	0	.655
5.	Houston Texans	51	34	0	.600

- Pittsburgh's 48 regular-season road victories against the AFC under Tomlin rank second among AFC teams since 2007.
- Pittsburgh's .571 regular-season road winning percentage against the AFC under Tomlin ranks second among AFC teams since 2007.

AFC TEAMS VS. AFC ON THE ROAD SINCE 2007

RANK	TEAM	W	L	T	WIN PCT.
1.	New England Patriots	53	31	0	.631
2.	Pittsburgh Steelers	48	36	1	.571
3.	Kansas City Chiefs	45	39	0	.536
4.	Indianapolis Colts	43	41	0	.512
5.	San Diego/L.A. Chargers	42	42	0	.500

- Including the postseason Tomlin has a .637 winning percentage (116-66-1) against the AFC during his first 14 years.

TOMLIN VS. NFC

- During his career, **Mike Tomlin's** regular-season record against the NFC is 37-19 (.661), including 21-7 (.750) at Heinz Field.
- Pittsburgh's 37 regular-season victories against the NFC under Tomlin rank second among AFC teams.
- Pittsburgh's .661 regular-season winning percentage against the NFC under Tomlin ranks second among AFC teams.

AFC RECORDS VS. NFC SINCE 2007

RANK	TEAM	W	L	T	WIN PCT.
1.	New England Patriots	42	14	0	.750
2.	Pittsburgh Steelers	37	19	0	.661
3.	Baltimore Ravens	36	20	0	.643
4.	Indianapolis Colts	34	23	0	.596
5.	Tennessee Titans	33	24	0	.579

- Pittsburgh's 21 regular-season home victories against the NFC under Tomlin rank tied for second among AFC teams.
- Pittsburgh's .750 regular-season home winning percentage against the NFC under Tomlin ranks tied for second among AFC teams.

AFC HOME RECORDS VS. NFC SINCE 2007

RANK	TEAM	W	L	T	WIN PCT.
1.	Baltimore Ravens	23	5	0	.821
2.	Pittsburgh Steelers	21	7	0	.750
	New England Patriots	21	7	0	.750
4.	Kansas City Chiefs	19	9	0	.679
	Denver Broncos	19	9	0	.679

- Pittsburgh's 16 regular-season road victories against the NFC under Tomlin rank third among AFC teams.
- Pittsburgh's .571 regular-season road winning percentage against the NFC under Tomlin ranks third among AFC teams.

AFC ROAD RECORDS VS. NFC SINCE 2007

RANK	TEAM	W	L	T	WIN PCT.
1.	New England Patriots	21	7	0	.750
2.	Tennessee Titans	17	11	0	.607
3.	Pittsburgh Steelers	16	12	0	.571
4.	Indianapolis Colts	15	13	0	.536
5.	Baltimore Ravens	13	15	0	.464
	Kansas City Chiefs	13	15	0	.464

- Including the postseason Tomlin has a .655 winning percentage (38-20) against the NFC during his first 14 years.

PRIMETIME SPECIALIST

- The Steelers have played in 45 regular-season primetime games since 2011, including three games in 2020: Week 1 victory over the New York Giants, 26-16, on Monday Night Football, Week 14 loss at Buffalo, 26-15, on Sunday Night Football and Week 15 loss at Cincinnati, 27-17, on Monday Night Football.
- Mike Tomlin** has guided Pittsburgh to a 42-23 (.646) record in regular-season primetime games.
- Tomlin's 42 victories in regular-season primetime games rank second in the NFL since 2007.
- Tomlin's .646 winning percentage in regular-season primetime games ranks third in the NFL since 2007.

MOST REGULAR-SEASON PRIMETIME WINS SINCE 2007

RANK	TEAM	WINS
1.	New England Patriots	44
2.	Pittsburgh Steelers	42
3.	Dallas Cowboys	40
4.	Green Bay Packers	38
5.	Philadelphia Eagles	36

BEST REGULAR-SEASON PRIMETIME WIN PERCENTAGE SINCE 2007

RANK	TEAM	RECORD	WIN PCT.
1.	Seattle Seahawks	33-10-1	.761
2.	New England Patriots	44-20	.688
3.	Pittsburgh Steelers	42-23	.646
4.	New Orleans Saints	34-19	.642
5.	Baltimore Ravens	29-18	.617

- Tomlin has guided the Steelers to a 16-3 (.842) record in Monday Night Football contests, including a 7-0 mark at Heinz Field.
- Tomlin's 16 victories on Monday Night Football rank tied for first in the NFL since 2007.
- Tomlin's .842 winning percentage on Monday Night Football ranks second in the NFL since 2007.
- Tomlin is 18-13 (.581) on Sunday Night Football and 8-7 (.533) on Thursday Night Football.

WINNING RECORD IN FIRST 14 SEASONS

- Mike Tomlin** secured his 14th straight non-losing season with the Steelers' eighth win in 2020, a 24-19 win at Dallas in Week 9, a streak dating back to his first season as the team's head coach in 2007.
- Tomlin is one of two head coaches in NFL history to begin a head coaching tenure with at least 14 consecutive non-losing seasons.

MOST CONSECUTIVE NON-LOSING SEASONS TO BEGIN NFL HEAD COACHING CAREER

RANK	HEAD COACH	YEARS	SEASONS
1.	Mike Tomlin	2007-20	14
	Marty Schottenheimer	1984-97	14
3.	Don Shula	1963-75	13
4.	George Allen	1966-77	12
	Curly Lambeau	1921-32	12

WIN NO. 140

- Mike Tomlin** earned his 140th regular-season win with the Steelers in the 28-24 victory at Baltimore in Week 8 of 2020.

- The game was Tomlin's 215th of his regular-season tenure, tying him with Curly Lambeau for the third-fewest games by an NFL head coach to secure 140 wins.

FEWEST NFL GAMES COACHED TO 140 WINS

RANK	HEAD COACH	TEAMS	GAMES
1.	Don Shula	Baltimore-Miami	185
2.	George Halas	Chicago	210
3.	Mike Tomlin	Pittsburgh	215
	Curly Lambeau	Green Bay	215
5.	Joe Gibbs	Washington	216

AMONG COACHES IN FIRST 14 YEARS

- Mike Tomlin** earned his 145th regular-season victory in Week 16 vs. Indianapolis in 2020, and accumulated a 145-78-1 regular-season record in his first 14 seasons as a head coach in NFL (2007-20).
- Tomlin became the first head coach in NFL history with 145 or more regular-season wins in their first 14 seasons as a head coach.
- Tomlin's 145 career regular-season victories are the most by a head coach in his first 14 career seasons, surpassing Pro Football Hall of Famer Don Shula (144 regular-season victories from 1963-76).

MOST WINS AMONG NFL HEAD COACHES DURING FIRST 14 SEASONS

RANK	HEAD COACH	YEARS	WINS
1.	Mike Tomlin	2007-20	145
2.	Don Shula	1963-76	144
3.	Sean Payton	2006-20	142
4.	Bill Cowher	1992-2005	141
5.	Joe Gibbs	1981-92, 2004-05	140

TOMLIN IN 14

- In his first 14 seasons as the head coach of the Steelers, **Mike Tomlin** has an extensive list of accomplishments.
- Tomlin's 145 regular-season wins in his first 14 seasons rank as the most wins in team history for any coach in his first 14 campaigns and his two Super Bowl appearances rank second for the franchise for a coach in his first 14 seasons.
- Tomlin's nine postseason berths rank tied for first in a coach's first 14 seasons with the Steelers and his seven division titles rank tied for second.
- Below is a look at where Tomlin ranks among Steelers coaches in their first 14 seasons.

STEELERS HEAD COACHES RECORD THROUGH 14 SEASONS

RANK	HEAD COACH	RECORD	YEARS
1.	Mike Tomlin	145-78-1 (.650)	2007-20
2.	Bill Cowher	141-82-1 (.632)	1992-2005
3.	Chuck Noll	123-75-1 (.621)	1969-1982
RANK	HEAD COACH	SUPER BOWL APP.	SUPER BOWL WINS
1.	Chuck Noll	4 (1974, '75, '78, '79)	4 (1974, '75, '78, '79)
2.	Mike Tomlin	2 (2008, '10)	1 (2008)
	Bill Cowher	2 (1995, 2006)	1 (2006)
RANK	HEAD COACH	PLAYOFF APP.	YEARS
1.	Bill Cowher	9	1992-97, 2001, '02, '04
	Mike Tomlin	9	2007-08, '10-11, '14-17, '20
3.	Chuck Noll	8	1972-79

RANK	HEAD COACH	DIVISION TITLES	YEARS
1.	Bill Cowher	8 (AFC Central/North)	1992, '94-97, 2001, '02, '04
2.	Mike Tomlin	7 (AFC North)	2007-08, '10, '14, '16-17, '20
	Chuck Noll	7 (AFC Central)	1972, '74-79

TOMLIN'S 100 WINS IN 10 SEASONS

- Mike Tomlin** became the third head coach in Steelers history to record 100 regular-season wins in Week 14 of 2016, with the team's 27-20 victory at Buffalo.
- Tomlin joined **Chuck Noll** (1969-91, 193) and **Bill Cowher** (1992-2006, 149) in the team's 100-win club. The Steelers became the first NFL franchise with three 100-win head coaches.
- Tomlin earned his 100th regular-season victory in his 157th career regular-season game, which marked the fewest games by a Steelers head coach to reach the century mark (**Chuck Noll**, 158; **Bill Cowher**, 163).
- Tomlin's 100th win occurred in his 10th season with the Steelers, becoming the first Pittsburgh head coach to reach 100 wins in his first 10 years (**Bill Cowher**, 1992-2001, 99; **Chuck Noll**, 1976-78, 88).
- Tomlin is the ninth head coach in NFL history to win 100 games in his first 10 seasons with one franchise, joining Bill Belichick (New England), Mike Ditka (Chicago), Joe Gibbs (Washington), John Madden (Oakland), Mike McCarthy (Green Bay), Marty Schottenheimer (Kansas City), Mike Shanahan (Denver) and Don Shula (Miami).

AMONG COACHES IN FIRST 10 YEARS

- Mike Tomlin** earned his 100th regular-season victory in Week 14 at Buffalo in 2016, and accumulated a 103-57 regular-season record in his first 10 seasons as a head coach in NFL (2007-16).
- Tomlin became the eighth head coach in NFL history with 100 or more regular-season wins in their first 10 seasons as a head coach.

MOST WINS AMONG NFL HEAD COACHES IN THEIR FIRST 10 SEASONS

RANK	HEAD COACH	YEARS	WINS
1.	George Seifert	1989-96, 1999-2000	113
2.	Don Shula	1963-72	105
3.	Mike McCarthy	2006-15	104
4.	Mike Tomlin	2007-16	103
	John Madden	1969-78	103

FEWEST TO 100

- Mike Tomlin** reached 100 regular-season wins in 157 games, the sixth-fewest games to reach 100 career victories among coaches who began their career after 1970.

FEWEST GAMES COACHED TO 100 WINS

RANK	HEAD COACH	YEARS	WINS
1.	George Seifert	San Francisco-Carolina	133
2.	Mike Ditka	Chicago	150
	Joe Gibbs	Washington	150
	Mike McCarthy	Green Bay	150
5.	Tony Dungy	Tampa Bay-Indianapolis	156
6.	Mike Tomlin	Pittsburgh	157

LIMITING SACKS

- Pittsburgh allowed 14 sacks in 2020, which was the fewest in the NFL.
- The 14 sacks allowed by the Steelers are the fewest allowed by the team and tied for the ninth-fewest allowed in the League since 1982 when sacks became an official statistic.

NFL FEWEST SACKS ALLOWED SINCE 1982

RANK	TEAM (YEAR)	SACKS ALLOWED
1.	Miami Dolphins (1988)	7
2.	Washington Redskins (1991)	9
3.	Miami Dolphins (1989)	10
4.	Detroit Lions (2003)	11
5.	Denver Broncos (2008)	12
	Tennessee Titans (2008)	12
7.	Indianapolis Colts (2009)	13
	New Orleans Saints (2008)	13
9.	Pittsburgh Steelers (2020)	14
	Cleveland Browns (1994)	14
	Indianapolis Colts (2004)	14
	Indianapolis Colts (1999)	14
	Miami Dolphins (1984)	14
	Indianapolis Colts (2008)	14
	Green Bay Packers (2004)	14

- The Steelers allowed 1.0 sack or less in 12 games last season, including six games without a sack.
- Pittsburgh did not allow a sack over a five-game stretch (Nov. 8-Dec. 7) in 2020.
- The Steelers' five-game streak without surrendering a sack is the franchise's longest streak since 1982 when sacks became an official statistic.
- The Steelers' five-game streak without allowing a sack is tied for the third longest in the NFL since 1982 when sacks became an official statistic.

NFL MOST CONSECUTIVE GAMES WITHOUT SURRENDERING A SACK SINCE 1982

RANK	TEAM	DATES	GAMES
1.	Miami Dolphins	Oct. 2, 1988 - Oct. 22, 1989	19
2.	Washington Redskins	Oct. 6, 1991 - Dec. 1, 1991	8
3.	Pittsburgh Steelers	Nov. 8, 2020 - Dec. 2, 2020	5
	Tennessee Titans	Sept. 21, 2008 - Oct. 27, 2008	5
	New York Giants	Nov. 7, 2010 - Dec. 5, 2010	5
	Indianapolis Colts	Oct. 14, 2018 - Nov. 18, 2018	5

- Steelers QB **Ben Roethlisberger** attempted 53 passes in Week 13 of 2020 against Washington and was not sacked.
- The 53 pass attempts without a sack are the most in a single-game in franchise history.
- The previous franchise record, 51, was set the week prior against Baltimore (Week 12).
- Pittsburgh has not yielded a sack when attempting more than 45 passes in 12 different games since 1982, and six came in 2020.

STEELERS MOST SINGLE-GAME PASS ATTEMPTS WITHOUT A SACK SINCE 1982

RANK	OPPONENT (DATE)	PASS ATT.
1.	vs. Washington Football Team (Dec. 7, 2020)	53
2.	vs. Baltimore Ravens (Dec. 2, 2020)	51
3.	vs. Tennessee Titans (Nov. 1, 1998)	49
	vs. Indianapolis Colts (Oct. 26, 2014)	49
	at Tennessee Titans (Oct. 25, 2020)	49
6.	at New England Patriots (Dec. 13, 1997)	48
7.	vs. New England Patriots (Oct. 23, 2016)	47
8.	at Seattle Seahawks (Sept. 25, 1994)	46
	at Cincinnati Bengals (Oct. 14, 2018)	46
	Cincinnati Bengals (Nov. 15, 2020)	46
	at Jacksonville Jaguars (Nov. 22, 2020)	46

- Pittsburgh did not allow a sack in 278 consecutive pass attempts, which was the second longest streak since the 1970 NFL-AFL merger. Miami (775 pass attempts, 1988-89) is the only franchise to own a longer streak.

NFL FEWEST SACKS ALLOWED IN 2020

RANK	TEAM	SACKS ALLOWED
1.	Pittsburgh Steelers	14
2.	Green Bay Packers	21
	Indianapolis Colts	21
4.	Tampa Bay Buccaneers	22
5.	Kansas City Chiefs	24
6.	Los Angeles Rams	25
	Tennessee Titans	25
8.	Cleveland Browns	26
9.	Buffalo Bills	27
10.	Las Vegas Raiders	28

- The 14 sacks allowed by the Steelers in 2020 are the fewest by the franchise in a single season since 1982 when sacks became an official statistic.

STEELERS FEWEST SACKS ALLOWED SINCE 1982

RANK	YEAR	SACKS ALLOWED
1.	2020	14
2.	1982	19
3.	1986	20
	1997	20
5.	2016	21
	1996	21
7.	2018	24
	1995	24
	2017	24
10.	1987	27

- Pittsburgh yielded a sack on just 2.13% per pass attempt in 2020, which ranked the best in the NFL.
- Since 2014, the Steelers have yielded 183 sacks, which ranks tied for first in the NFL.

NFL FEWEST SACKS/PASS ATTEMPT IN 2020

RANK	TEAM	SACKS/ATTEMPT
1.	Pittsburgh Steelers	2.13%
2.	Tampa Bay Buccaneers	3.51%
3.	Indianapolis Colts	3.80%
4.	Kansas City Chiefs	3.81%
5.	Green Bay Packers	3.99%
6.	Los Angeles Rams	4.24%
7.	Buffalo Bills	4.53%
8.	Arizona Cardinals	5.04%
9.	Las Vegas Raiders	5.08%
10.	Tennessee Titans	5.15%

NFL FEWEST SACKS/PASS ATTEMPT SINCE 1991

RANK	TEAM (YEAR)	SACKS/ATTEMPT
1.	Detroit Lions (2003)	1.87%
2.	Denver Broncos (2008)	1.94%
3.	Washington Football Team (1991)	2.01%
4.	Pittsburgh Steelers (2020)	2.13%
5.	Indianapolis Colts (2009)	2.16%

- The Steelers have allowed 48 sacks since 2019, which ranks tied for first in the NFL.

NFL FEWEST SACKS ALLOWED SINCE 2019

RANK	TEAM	SACKS ALLOWED
1.	Pittsburgh Steelers	48
	Los Angeles Rams	48
3.	Kansas City Chiefs	51
4.	New Orleans Saints	54
5.	Indianapolis Colts	56
6.	Oakland/Las Vegas Raiders	57
7.	Green Bay Packers	59
8.	Baltimore Ravens	60
9.	New England Patriots	66
10.	Dallas Cowboys	68

NFL FEWEST SACKS ALLOWED SINCE 2014

RANK	TEAM	SACKS ALLOWED
1.	Pittsburgh Steelers	183
	New Orleans Saints	183
3.	Baltimore Ravens	195
4.	New England Patriots	210
5.	Las Vegas/Oakland Raiders	212
6.	Los Angeles/St. Louis Rams	223
7.	Los Angeles/San Diego Chargers	235
8.	Indianapolis Colts	240
9.	Kansas City Chiefs	241
10.	Dallas Cowboys	247

TOMLIN-BEN

- Mike Tomlin and QB Ben Roethlisberger recorded their 108th regular-season win together in Week 5 of 2018 against Atlanta, breaking a tie with Chuck Noll and Terry Bradshaw for the most wins by a head coach-quarterback tandem in franchise history.
- Tomlin and Roethlisberger picked up their 117th regular-season victory in Week 2 of 2020 against Denver, breaking a tie with Don Shula and Dan Marino for the third most wins by a head coach-quarterback tandem in NFL history.
- The duo's 128 regular-season wins are the third-most by a head coach-quarterback pairing in NFL history.

MOST REGULAR-SEASON WINS BY A HEAD COACH-QUARTERBACK IN NFL HISTORY

RANK	DUO	WINS
1.	Bill Belichick-Tom Brady	219
2.	Sean Payton-Drew Brees	141
3.	Mike Tomlin-Ben Roethlisberger	128
4.	Don Shula-Dan Marino	116
5.	Chuck Noll-Terry Bradshaw	107

BEN BY THE NUMBERS

3,000	Roethlisberger has thrown for 3,000+ yards in 14 of his 17 seasons in the NFL. Only Tom Brady (18), Brett Favre (18), Drew Brees (16), Peyton Manning (16) and Philip Rivers (15) have registered more 3,000-yard passing seasons in NFL history.
400	Roethlisberger has thrown for 400 or more yards in 14 games (regular season and post season), which is a franchise record and fourth in NFL history.
234	Roethlisberger has played in 234 regular-season games for the Steelers, which is a franchise record. His 234 regular-season games played at quarterback ranks tied for 11th in NFL history. Roethlisberger 234 regular-season games played at quarterback with one franchise ranks fifth in NFL history.
232	Roethlisberger has started 232 regular-season games for the Steelers, which is a franchise record. His 232 regular-season games started at quarterback ranks ninth in NFL history. Roethlisberger's 232 regular-season games started at quarterback with one franchise ranks fifth in NFL history.
158.3	Roethlisberger has posted a perfect passer rating of 158.3 or better in four games during his NFL regular-season career (min. 10 attempts/game) - the most all-time.
157-74-1	Roethlisberger's regular-season record as a starting quarterback is 157-74-1 (.679) - the second best record in the NFL among all active quarterbacks (min. 150 starts) - and most wins in franchise history for a starting signal caller.
157	Roethlisberger's 157 regular-season wins as a starting quarterback ranks fifth in NFL history.
129	Roethlisberger has registered 129 career multi-TD pass games (regular season and post season), which is a franchise record and eighth in NFL history.
125.0	Roethlisberger has recorded a passer rating of 125.0 or higher 22 times in his NFL regular-season career (minimum 20 attempts), most recently Week 5 of 2020 against the Philadelphia Eagles (125.4).
100.0	Roethlisberger has registered 102 career games (regular season and post season) with a passer rating of 100.0 or higher, which is a franchise record and seventh in NFL history.
87	Roethlisberger owns a 87-29 (.750) regular-season career record as a starting quarterback at Heinz Field.
72	Roethlisberger has registered 72 games with 300 or more yards passing (regular season and post season), which is a franchise record and tied for fifth in NFL history.
59	Roethlisberger is 59-36-1 (.620) in games decided by six points or less with him under center. His 59 victories (regular season and post season) in games decided by six points or less with him under center ranks fourth in NFL history.
51	Roethlisberger has now thrown a TD pass to 51 different players over his regular-season NFL career (including TE Eric Ebron , WR Chase Claypool and WR Diontae Johnson in 2020).
47	Roethlisberger has rallied the Steelers from a tie or deficit in the fourth quarter 47 times in his career, which is a franchise record and tied for fourth in NFL history.

BEN BY THE NUMBERS

36	Roethlisberger has led the Steelers to an offensive scoring drive in the 4th quarter, with the team trailing by one score, to either tie or take the lead for the 36th time in his career, which is a franchise record and tied for third in NFL history.
25+	Roethlisberger has thrown 25 or more TD passes nine times over his 17-year career. The nine 25+ TD passing seasons ranks seventh since the 1970 AFL-NFL merger.
20+	The Steelers have scored at least 20 points in 96 of the 116 games at home with Roethlisberger as the starter.
15	Roethlisberger threw at least 15 TD passes in each of his first 15 NFL seasons, the most consecutive seasons with 15 or more scoring tosses to start a NFL career. He added his 16th season with at least 15 TD passes in 2020.
11	Roethlisberger has thrown 20 or more TD passes during his NFL career in 11 seasons - a franchise record - including eight consecutive seasons prior to 2019 (2007, 2009, 2011-18, 2020).
10	Roethlisberger has 10 career completions of 80 yards or longer.
9	Roethlisberger has nine career TD passes of 80 yards or longer, which is tied with Pro Football Hall of Famer Brett Favre for the most in NFL history.
8TH	Roethlisberger is the eighth quarterback in NFL history to surpass 400 career passing TDs, including the regular season and post season (430).
8TH	Roethlisberger has thrown for three or more TD passes in 57 games (regular season and post season) over his NFL career, which ranks eighth in League history.
5	Roethlisberger is one of five quarterbacks (two active) in NFL history to throw at least 225 TDs at home during the regular season (226).
4	Roethlisberger is one of four quarterbacks in NFL history to record at least 20 regular-season wins against multiple opponents since the 1970 AFL-NFL merger (24, Cincinnati; 23, Cleveland). He joined Tom Brady (32, Buffalo; 29, Jets; 23, Miami), Brett Favre (26, Detroit; 23, Chicago) and John Elway (20, Seattle; 20, L.A. Chargers).
3	Roethlisberger needs three TD passes to become the eighth quarterback in NFL history to surpass 400 career regular-season passing TDs.
3RD	Roethlisberger has thrown 226 TD passes at Heinz Field, which is the third most all time at a particular venue in NFL history behind Drew Brees (281 at Mercedes-Benz Superdome) and Tom Brady (258 at Gillette).
1ST	Roethlisberger is the first quarterback in NFL history to with 500 passing yards in three career games (Week 8 2014, Week 15 2009 and Week 14 2017).
.620	Roethlisberger's .620 winning percentage in games decided by six points or less with him under center ranks second in NFL history.

MOVING ON UP

QB Ben Roethlisberger leads the Steelers in nearly all major career statistics. The following is where Roethlisberger ranks in Steelers history in several key categories:

Single-Season TD Passes (2018)	34	1st
Single-Season Passing Yards (2018)	5,129	1st
Career Passing TDs (regular season)	397	1st
Single-Season Completions (2018)	452	1st
Single-Season Pass Attempts (2018)	675	1st
Single-Season Completion Pct. (2015)	68.0	1st
Single-Season Passer Rating (2007)	104.1	1st
3,000-Yard Passing Seasons (2006-18, 2020)	14	1st
Consecutive 3,000-Yard Passing Seasons (2006-18)	13	1st
Single-Game Completion Pct. (9/7/08 vs. Houston)	92.9	1st
Seasons w/ 250+ Completions (2006-09, '11-18, 2020)	13	1st
Seasons w/ Completion Pct. of 60.0+ (2004, '05, '07, '09-'18, 2020)	14	1st
Seasons w/ Passer Rating of 90.0+ (2004, '05, '07, '09-'18, 2020)	14	1st
Completions in Single Game (12/10/17 vs. Baltimore)	44	1st
Attempts in Single Game (12/10/17 vs. Baltimore)	66	1st
Passing Yards in Single Game (10/26/14 vs. Indianapolis)	522	1st
Career Winning Pct.	.679	1st
Career Completions	5,068	1st
Career Attempts	7,870	1st
Career Passing Yards	60,536	1st
Career Completion Pct.	64.4	1st
Career Passing Yards/Attempts	7.7	1st
Career QB Rating	94.0	1st
Career 300-yard Passing Games (reg and postseason)	72	1st
Career Games w/ 30+ Completions (reg and postseason)	35	1st
Career Games w/ 100.0+ Passer Rating (reg and postseason)	102	1st
Career Perfect Passer Rating Games (158.3) **	4	1st
Career QB Rating in 4th Qtr. *	93.5	1st
Career Touchdown Passes in Final 2 mins./game *	46	1st
Consecutive Reg. Gms. w/ At Least One TD Pass (2012-Week 1 of 2014)	30	1st
Games Played by Rookie QB (2004)	14	1st
Passing Attempts by Rookie QB (2004)	295	1st
Pass Completions by Rookie QB (2004)	196	1st
Passing Yards by Rookie QB (2004)	2,621	1st
Passing TDs by Rookie QB (2004)	17	1st
Rushing Attempts by Rookie QB (2004)	56	1st
Rushing Yards by Rookie QB (2004)	144	1st
Completion Pct. by Rookie QB (2004) **	66.4	1st
Passer Rating by Rookie QB (2004) **	98.1	1st
Comp. %./Single Game by Rookie QB (10/17/04 vs. Dal.) **	84.0	1st
Consecutive Wins to Start Career (2004) **	13	1st
Total Wins by Rookie QB (2004) **	13	1st
Passing TDs in Single Game (10/26/14 vs. Ind. and 11/2/14 vs. Bal.)	6	1st
Single-Game TD Passes at Heinz Field (10/26/14 vs. Ind. and 11/2/14 vs. Bal.)	6	1st
Passing TDs in Back-to-Back Games **	12	1st
Total Wins When Throwing for 300-plus Yards	38	1st
Seasons w/ 25+ Passing TDs (2007, '09, '12-14, '16-18, '20)	9	1st
Career Wins (Regular Season)	157	1st
Career TD Passes (indoors)	35	1st
Career Touchdown Passes in Dec./Jan.	112	1st
Single-Game TD Passes on MNF (11/5/07 vs. Bal.) **	5	T-1st
Consecutive Passes Completed (11/26/07 vs. Miami)	15	T-1st
Career Rushing Yards (by QB)	1,373	3rd
Career Rushing Touchdowns (by QB)	19	3rd

BIG BEN, BIG COMEBACKS

- In Pittsburgh's 23-16 victory over Buffalo in Week 1, when the Steelers came-from-behind despite a 10-point deficit, QB **Ben Roethlisberger** rallied the Steelers from a tie or deficit in the fourth quarter for the 47th time in his career, which is a franchise record and ranks tied for fourth in NFL history.

MOST GAMEWINNING DRIVES IN NFL HISTORY

RANK	PLAYER	GWD
1.	Peyton Manning	54
2.	Drew Brees	53
3.	Tom Brady	48
4.	Ben Roethlisberger	47
	Dan Marino	47

- Roethlisberger led the Steelers to an offensive scoring drive in the 4th quarter, with the team trailing by one score, to either tie or take the lead for the 36th time in his career, which is a franchise record and ranks tied for third in NFL history.

MOST 4TH QUARTER COMEBACKS IN NFL HISTORY

RANK	PLAYER	4QC
1.	Peyton Manning	43
2.	Tom Brady	39
3.	Ben Roethlisberger	36
	Drew Brees	36
5.	Johnny Unitas	34

- Roethlisberger picked up his 59th victory (regular season and post season), fifth in 2020 (Week 2 vs. Denver, Week 7 at Tennessee, Week 8 at Baltimore, Week 9 at Dallas and Week 12 vs. Baltimore), in games decided by six points or less.
- Pittsburgh improved to 59-36-1 (.620) in games decided by six points or less with him under center.
- Roethlisberger's 59 victories (regular season and post season) in games decided by six points or less with him under center ranks fourth in NFL history.

MOST QB VICTORIES IN GAMES DECIDED BY SIX POINTS OR LESS

RANK	PLAYER	WINS
1.	Tom Brady	65
2.	John Elway	62
	Drew Brees	62
4.	Ben Roethlisberger	59
5.	Peyton Manning	58
	Brett Favre	58

HIGHEST QB WIN PERCENTAGE IN GAMES DECIDED BY SIX POINTS OR LESS (MIN. 50 GAMES STARTED)

RANK	PLAYER	PCT.
1.	Tom Brady	65-29 (.691)
2.	Ben Roethlisberger	59-36-1 (.620)
3.	Jay Cutler	37-24 (.607)
4.	Jim Kelly	40-26 (.606)
5.	Terry Bradshaw	35-23 (.603)

BEN IN YEAR 17

- QB **Ben Roethlisberger** ranked third in the NFL in both attempts (608) and completions (399) in 2020. He also ranked tied for seventh in TD passes (33).

CATEGORY	STAT	RANK	NFL LEADER
Completions	399	3rd	Matt Ryan, Atlanta (407)
Attempts	608	3rd	Matt Ryan, Atlanta (626)
Pass Yards	3,803	16th	Deshaun Watson, Houston (4,823)
Pass TDs	33	t-7th	Aaron Rodgers, Green Bay (48)

- In NFL history among quarterbacks in their 17th season in the NFL, Roethlisberger ranked first in pass TDs (33), first in completions (399), first in attempts (608), fourth in pass yards (3,804), sixth in completion percentage (65.6%) and sixth in passer rating (94.1).

NFL PASSING RECORDS IN YEAR 17

CATEGORY	NAME. TEAM	STAT
Completions	Ben Roethlisberger, Pittsburgh (2020)	399
	Drew Brees, New Orleans (2017)	386
Attempts	Ben Roethlisberger, Pittsburgh (2020)	608
	Drew Brees, New Orleans (2017)	536
Completion Pct.	Drew Brees, New Orleans (2017)	72.0%
	Ben Roethlisberger, Pittsburgh (2020)	65.6%
Pass Yards	Drew Brees, New Orleans (2017)	4,334
	Ben Roethlisberger, Pittsburgh (2020)	3,804
Pass TDs	Ben Roethlisberger, Pittsburgh (2020)	33
	Brett Favre, Green Bay (2007)	28
	Tom Brady, New England (2016)	28
QB Rtg.	Tom Brady, New England (2016)	112.2
	Ben Roethlisberger, Pittsburgh (2020)	94.1

- Roethlisberger has thrown 25 or more TD passes nine times over his 17-year career. The nine 25+ TD passing seasons ranks seventh since the 1970 AFL-NFL merger.

25+ TD PASS SEASONS

RANK	PLAYER	SEASONS
1.	Peyton Manning	16
2.	Tom Brady	15
3.	Drew Brees	14
4.	Brett Favre	11
	Philip Rivers	11
	Aaron Rodgers	11
7.	Ben Roethlisberger	9
8.	Matt Ryan	8
9.	Dan Marino	7
	Russell Wilson	7
	Tony Romo	7
	Eli Manning	7

- Roethlisberger has thrown 30 or more TD passes four times over his 17-year career. The four 30+ TD passing seasons ranks tied for eighth since the 1970 AFL-NFL merger.

30+ TD PASS SEASONS

RANK	PLAYER	SEASONS
1.	Drew Brees	10
2.	Peyton Manning	9
	Brett Favre	9
4.	Tom Brady	8
5.	Aaron Rodgers	7
6.	Philip Rivers	6
7.	Russell Wilson	5
8.	Ben Roethlisberger	4
	Dan Marino	4
	Tony Romo	4

- Roethlisberger has thrown for 3,000+ yards in 14 of his 17 seasons in the NFL. Only Tom Brady (18), Brett Favre (18), Drew Brees (16), Peyton Manning (16) and Philip Rivers (15) have registered more 3,000-yard passing seasons in NFL history.

3,000-YARD PASSING SEASONS

RANK	PLAYER	SEASONS
1.	Tom Brady	18
	Brett Favre	18
3.	Drew Brees	16
	Peyton Manning	16
5.	Philip Rivers	15
6.	Ben Roethlisberger	14
	Eli Manning	14
8.	Dan Marino	13
9.	John Elway	12
	Matt Ryan	12

STARTING IN STYLE

- QB **Ben Roethlisberger** owns a 157-74-1 (.679) regular-season record as a starting quarterback - the second best record in the NFL among all active quarterbacks (min. 150 starts) - and most wins in franchise history for a starting signal caller).
- The following is a look at the top five starting records among active quarterbacks in the NFL (min. 150 starts).

BEST STARTING RECORD AMONG ACTIVE QUARTERBACKS (MIN. 150 STARTS)

RANK	PLAYER	W	L	T	PCT.
1.	Tom Brady	231	69	0	.770
2.	Ben Roethlisberger	157	74	1	.679
3.	Aaron Rodgers	126	64	1	.662
4.	Joe Flacco	98	77	0	.560
5.	Matt Ryan	113	93	0	.549

- Roethlisberger earned 117 wins in his first 175 regular-season starts, which is the second-most by an NFL QB in NFL history through 175 starts (Tom Brady, 136).
- Roethlisberger made his 150th career regular-season start in Week 8 vs. Indianapolis in 2014 to become the fourth quarterback in NFL history to record 100 wins in their first 150 regular season starts (Tom Brady, 116; Joe Montana, 108; Terry Bradshaw, 102).

- Roethlisberger registered his 90th career win in his 135th career start, becoming the fifth-fastest quarterback who began their career in the Super Bowl era to reach 90 wins.
- Roethlisberger earned his 130th win as a starting quarterback in his 192nd start in Week 10 of 2017 at Indianapolis to mark the third-fewest starts in NFL history to win 130 games (Tom Brady, 168; Peyton Manning, 189).

SIX CAREER 450-YARD PASSING GAMES

- QB **Ben Roethlisberger** threw for at least 450 passing yards twice in 2018 (Week 2 vs. Kansas City and Week 12 at Denver).
- Roethlisberger has six career regular-season games with at least 450 passing yards - the most by any player in NFL history.

RANK	PLAYER	450-YARD GAMES
1.	Ben Roethlisberger	6
2.	Dak Prescott	5
3.	Dan Marino	4
4.	Drew Brees	3
	Peyton Manning	3
	Matt Schaub	3

CONTROLLING THE NORTH

- QB **Ben Roethlisberger** is 62-19-1 (.762) as a starter in the regular season against AFC North opponents during his career, including a 4-1 mark in 2020.
- Since 2010, Roethlisberger is 38-12-1 against divisional foes during the regular season.
- Roethlisberger has finished with a .500 or above record against AFC North opponents during the regular season in 15 of his 17 NFL seasons, including winning at least five games in five campaigns.

ROETHLISBERGER VS. AFC NORTH AS A STARTER

SEASON	RECORD	SEASON	RECORD
2020	4-1	2011	4-2
2018	4-1-1	2010	5-0
2017	5-0	2009	2-3
2016	4-1	2008	6-0
2015	2-2	2007	5-0
2014	4-2	2006	3-3
2013	4-2	2005	3-1
2012	2-1	2004	5-0

- In his 82 career starts versus division opponents, Roethlisberger has posted a perfect passer rating once (11/5/07 vs. Baltimore) and 25 times has recorded a passer rating of over 100.0.
- The following is a look at his statistics against the AFC North in his 82 games as a starter.

ROETHLISBERGER STATISTICS VS. AFC NORTH

CATEGORY	STATISTIC
Record	62-19-1
Completion Pct. (Comp.-Att.)	62.2 (1,717-2,761)
Passing Yards	20,483
Passing Touchdowns	126
Interceptions	76
Passer Rating	88.6

- The following is a look at Roethlisberger's career statistics against AFC North opponents as a starter at home compared to the road.

ROETHLISBERGER STATISTICS VS. AFC NORTH (HOME/AWAY)

CATEGORY	HOME	AWAY
Record	33-8	29-11-1
Completion Pct. (Comp.-Att.)	62.7 (850-1,350)	61.4 (867-1,411)
Passing Yards	10,538	9,945
Passing Touchdowns	73	53
Interceptions	41	35
Passer Rating	92.4	84.8

BACK HOME IN OHIO

- QB **Ben Roethlisberger** is from Findlay, Ohio, and played collegiately at Miami (Ohio), so it is no wonder he feels at home while playing at Cincinnati or Cleveland.
- Including the postseason, Roethlisberger is a combined 25-5-1 in games played in Ohio (Paul Brown Stadium, 14-3; FirstEnergy Stadium, 11-2-1).
- Below is Roethlisberger's passing stats for games at Cincinnati and Cleveland.

ROETHLISBERGER IN GAMES PLAYED IN OHIO

	GP	ATT.	CMP.	PCT.	YDS	TD	INT	RAT.
Cincinnati	17	570	370	65.9	4,354	25	11	92.3
Cleveland	14	442	266	60.2	3,233	19	11	86.7
Total	31	1,012	636	62.8	7,587	44	22	89.5

HOME COOKING

- QB **Ben Roethlisberger** owns a 86-29 (.748) mark in his Heinz Field regular-season career as a starting quarterback, including victories in each of his first eight starts as a rookie in 2004.
- Below is a breakdown of Roethlisberger's statistics in his Heinz Field career.

ROETHLISBERGER STATISTICS AT HEINZ FIELD

CATEGORY	STATISTIC
Record	86-29
Completion Pct. (Comp.-Att.)	65.0 (2,528-of-3,889)
Passing Yards	30,813
Passing Touchdowns	226
Interceptions	90
Passer Rating	99.0
300-plus Yard Games	37
Multi-Touchdown Performances	67 (52-14 record)*
Threw 3 touchdowns in Week 10 of 2015, but did not start	

- Roethlisberger has thrown 226 TD passes at Heinz Field, which ranks third all time at a venue behind Drew Brees (281 at Mercedes-Benz Superdome) and Tom Brady (258 at Gillette).

TD PASSES IN PARTICULAR VENUE IN NFL HISTORY

RANK	PLAYER (STADIUM)	TD PASSES
1.	Drew Brees (Mercedes-Benz Superdome)	281
2.	Tom Brady (Gillette Stadium)	258
3.	Ben Roethlisberger (Heinz Field)	226
4.	Aaron Rodgers (Lambeau Field)	218
5.	Brett Favre (Lambeau Field)	214

- Roethlisberger threw at least one TD pass in 45 consecutive home games at Heinz Field (2010-17), which was the third-longest streak in NFL history.

CONSECUTIVE HOME GAMES WITH AT LEAST ONE TD PASS

RANK	PLAYER (YEAR)	GAMES
1.	Drew Brees (10/18/09-11/27/16)	60
2.	Tom Brady (9/14/09-12/14/14)	47
3.	Ben Roethlisberger (12/19/10-9/17/17)	46
4.	Dan Marino (10/9/83-11/14/88)	39
5.	Aaron Rodgers (10/5/08-12/2/12)	35

FACING THE NFC

- In 60 career regular-season games against NFC opponents, QB **Ben Roethlisberger** has posted a 41-19 (.683) record, including winning each of his first seven starts against conference members.
- Roethlisberger completed 33-of-53 passes (62.3 percent) for 305 yards, two TDs and a 82.7 quarterback rating in the 23-17 loss to Washington in Week 13 of 2020.
- In his four games against the NFC in 2020, Roethlisberger has completed 110-of-161 passes (68.3 percent) for 1,079 yards, 11 TDs, one interception and a 107.1 quarterback rating.
- Below is a look at the quarterback's numbers in regular-season games against NFC opponents.

ROETHLISBERGER STATISTICS VS. NFC

CATEGORY	STATISTIC
Record	41-19
Completion Pct. (Comp.-Att.)	65.2 (1,271-of-1,948)
Passing Yards	15,737
Passing Touchdowns	106
Interceptions	40
Passer Rating	99.7
300-plus Yard Games	23
Multi-Touchdown Performances	32 (24-8 record)

- Roethlisberger's statistics against the NFC are equally impressive in games at Heinz Field.
- In 30 career regular-season home games against NFC opponents, Roethlisberger has a 23-7 record while completing 626-of-965 passes (64.90 pct.) for 7,960 yards with 60 TDs and 17 interceptions for a passer rating of 103.9.

ROETHLISBERGER HOME STATISTICS VS. NFC

CATEGORY	STATISTIC
Record	23-7
Completion Pct. (Comp.-Att.)	64.9 (626-of-965)
Passing Yards	7,960
Passing Touchdowns	60
Interceptions	17
Passer Rating	103.9

WINNING NO. 150

- QB **Ben Roethlisberger** became the fifth quarterback in NFL history to record 150 regular-season wins as a starter during the Steelers' Week 7 win against Tennessee (27-24) in 2020.
- Roethlisberger joined Peyton Manning, Brett Favre, Drew Brees and Tom Brady as the only quarterbacks in NFL history with at least 150 regular-season wins as a starting quarterback.

MOST REGULAR-SEASON WINS AS A STARTING QUARTERBACK

RANK	PLAYER	WINS
1.	Tom Brady	231
2.	Brett Favre	186
	Peyton Manning	186
4.	Drew Brees	172
5.	Ben Roethlisberger	157
6.	John Elway	148
7.	Dan Marino	147
8.	Philip Rivers	134
9.	Aaron Rodgers	126
10.	Fran Tarkenton	124

FIRST TO 500x3

- QB **Ben Roethlisberger** became the first player in NFL history to register three regular-season 500-yard passing yards during Week 14's, 39-38, victory over Baltimore in 2017.

ROETHLISBERGER'S 500-YARD PASSING GAMES

GAME	A	C	PCT.	YDS	TD	INT	RAT.
Green Bay (12/20/09)	46	29	63.0	503	3	0	121.9
Indianapolis (10/26/14)	49	40	81.6	522	6	0	150.6
Baltimore (12/10/17)	44	66	66.7	506	2	0	99.7

THE 5,000 AND 60,000 CLUB

- QB **Ben Roethlisberger** became the seventh quarterback in NFL history – first in team history – to reach 60,000 career passing yards in regular-season games.
- Roethlisberger accomplished the feat in Week 15 of 2020 at Cincinnati.
- Roethlisberger also became the sixth quarterback in NFL history to complete at least 5,000 pass attempts (also in the Cincinnati game).
- Roethlisberger, Peyton Manning and Tom Brady are the only quarterbacks in NFL history to throw for 60,000 yards and win two Super Bowls.

BEN GOING OVER 90

- QB **Ben Roethlisberger** threw his fourth career TD of 94+ yards in Week 12 at Denver in 2018, becoming the first quarterback in NFL history with four TD passes of 94+ yards and the only in NFL history with four TD throws of 90+ yards.
- Roethlisberger's 97-yard connections, (Oct. 29, 2017 at Detroit and Nov. 25, 2018 at Denver) with WR **JuJu Smith-Schuster** are the longest passing plays in franchise history and tie as the longest offensive play in franchise record books.

135 IN FIRST 200

- QB **Ben Roethlisberger** earned 135 regular-season wins in his first 200 career starts, which is the third-most wins by a quarterback in NFL history in their first 200 starts.

MOST REGULAR-SEASON WINS AS A STARTING QB IN FIRST 200 STARTS

RANK	PLAYER	WINS
1.	Tom Brady	155
2.	Peyton Manning	136
3.	Ben Roethlisberger	135
4.	Brett Favre	132
5.	Dan Marino	125

BEN AMONG ACTIVE BESTS

- QB **Ben Roethlisberger** ranks in the top 10 among active NFL quarterbacks with 60,536 passing yards (second), 5,068 completions (second), 7,870 attempts (second), 397 passing TDs (third), 7.69 yards per attempt (seventh) and a 94.0 passer rating (ninth).

NFL ACTIVE PASSING YARDAGE LEADERS

RANK	PLAYER	GP	YDS
1.	Tom Brady	302	79,583
2.	Ben Roethlisberger	234	60,536
3.	Matt Ryan	206	55,931
4.	Aaron Rodgers	198	51,378
5.	Matthew Stafford	166	45,430

NFL ACTIVE PASS COMPLETIONS LEADERS

RANK	PLAYER	GP	COMP.
1.	Tom Brady	302	6,810
2.	Ben Roethlisberger	234	5,068
3.	Matt Ryan	206	4,888
4.	Aaron Rodgers	198	4,300
5.	Matthew Stafford	166	3,918

NFL ACTIVE PASS ATTEMPTS LEADERS

RANK	PLAYER	GP	ATT.
1.	Tom Brady	302	10,648
2.	Ben Roethlisberger	234	7,870
3.	Matt Ryan	206	7,478
4.	Aaron Rodgers	198	6,615
5.	Matthew Stafford	166	6,250

NFL ACTIVE PASSING TOUCHDOWN LEADERS

RANK	PLAYER	GP	TDs
1.	Tom Brady	302	585
2.	Aaron Rodgers	198	412
3.	Ben Roethlisberger	234	397
4.	Matt Ryan	206	347
5.	Matthew Stafford	166	285

TOP OF THE STEELERS CHARTS

- QB **Ben Roethlisberger** holds nearly every passing record in Pittsburgh Steelers franchise history.
- Roethlisberger became the first player in Steelers history to record 40,000 passing yards, a feat he reached during Week 8 vs. Cincinnati in 2015 and reach 50,000 which he accomplished in Week 13 at Cincinnati in 2017.
- Roethlisberger's 60,348 passing yards, 396 passing TDs and 5,050 completions are tops in the team's record books.

STEELERS ALL-TIME PASSING YARDAGE LEADERS

RANK	PLAYER. YEARS	CMP-ATT	YDS
1.	Ben Roethlisberger, 2004-21	5,068-7,870	60,536
2.	Terry Bradshaw, 1970-83	2,025-3,901	27,989
3.	Kordell Stewart, 1995-2002	1,190-2,107	13,328

STEELERS ALL-TIME PASSING TDS LEADERS

RANK	PLAYER. YEARS	GP	TDS
1.	Ben Roethlisberger, 2004-21	234	397
2.	Terry Bradshaw, 1970-83	168	212
3.	Kordell Stewart, 1995-2002	113	70

STEELERS ALL-TIME PASS COMPLETIONS LEADERS

RANK	PLAYER. YEARS	GP	CMP
1.	Ben Roethlisberger, 2004-21	234	5,068
2.	Terry Bradshaw, 1970-83	168	2,025
3.	Kordell Stewart, 1995-2002	113	1,190

BEN AMONG THE ALL-TIME BEST

- QB **Ben Roethlisberger** ranks in the top 11 in NFL history in games (11th, 234), starts (ninth, 232), pass yards (seventh; 60,536), pass completions (sixth; 5,068), pass attempts (eighth, 7,870) and TD passes (eighth; 397).

MOST PASSING YARDS IN NFL HISTORY

RANK	PLAYER	YDS
1.	Drew Brees	80,358
2.	Tom Brady	79,583
3.	Peyton Manning	71,940
4.	Brett Favre	71,838
5.	Philip Rivers	63,440
6.	Dan Marino	61,361
7.	Ben Roethlisberger	60,536
8.	Eli Manning	57,023
9.	Matt Ryan	55,931
10.	John Elway	51,475

MOST TOUCHDOWN PASSES IN NFL HISTORY

RANK	PLAYER	TDS
1.	Tom Brady	585
2.	Drew Brees	571
3.	Peyton Manning	539
4.	Brett Favre	508
5.	Philip Rivers	421
6.	Dan Marino	420
7.	Aaron Rodgers	412
8.	Ben Roethlisberger	397
9.	Eli Manning	366
10.	Matt Ryan	347

MOST PASS COMPLETIONS IN NFL HISTORY

RANK	PLAYER	CMP
1.	Drew Brees	7,142
2.	Tom Brady	6,810
3.	Brett Favre	6,300
4.	Peyton Manning	6,125
5.	Philip Rivers	5,277
6.	Ben Roethlisberger	5,068
7.	Dan Marino	4,967
8.	Eli Manning	4,895
9.	Matt Ryan	4,888
10.	Aaron Rodgers	4,300

MOST PASS ATTEMPTS IN NFL HISTORY

RANK	PLAYER	ATT
1.	Tom Brady	10,648
2.	Drew Brees	10,551
3.	Brett Favre	10,169
4.	Peyton Manning	9,380
5.	Dan Marino	8,358
6.	Eli Manning	8,119
7.	Philip Rivers	8,134
8.	Ben Roethlisberger	7,870
9.	Matt Ryan	7,478
10.	John Elway	7,250

MOST GAMES PLAYED BY QB IN NFL HISTORY

RANK	PLAYER	GP
1.	George Blanda*	340
2.	Tom Brady	302
3.	Brett Favre	302
4.	Drew Brees	287
5.	Peyton Manning	266
6.	Earl Morrall	255
7.	Fran Tarkenton	246
8.	Philip Rivers	244
9.	Dan Marino	242
10.	Eli Manning	236
11.	Ben Roethlisberger	234
	John Elway	234

MOST GAMES STARTED BY QB IN NFL HISTORY

RANK	PLAYER	GS
1.	Tom Brady	300
2.	Brett Favre	298
3.	Drew Brees	286
4.	Peyton Manning	265
5.	Dan Marino	240
6.	Philip Rivers	240
7.	Fran Tarkenton	239
8.	Eli Manning	234
9.	Ben Roethlisberger	232
10.	John Elway	231

BEN'S CAREER GAME

- QB **Ben Roethlisberger** set single-game Steelers franchise records in a 51-34 win over Indianapolis in Week 8 of 2014 with 40 pass completions, 522 passing yards and six passing TDs.
- Roethlisberger's 522 passing yards tied as the fourth-most in an NFL game.

MOST SINGLE-GAME PASSING YARDS IN NFL HISTORY

RANK	PLAYER	YDS
1.	Norm Van Brocklin, Los Angeles Rams, 9/28/1951	554
2.	Matt Schaub, Atlanta, 11/18/2012	527
	Warren Moon, Houston Oilers, 12/16/1990	527
4.	Ben Roethlisberger, Pittsburgh, 10/26/2014	522
	Boomer Esiason, Cincinnati, 11/10/1996	522

HITTING 3,000 IN 13 STRAIGHT SEASONS

- QB **Ben Roethlisberger** extended his consecutive seasons of throwing for 3,000 yards to 13 during Week 11's game at the Jacksonville Jaguars in 2018.
- Roethlisberger is one of six players in NFL history to have recorded at least 10 consecutive 3,000-passing yard seasons.
- Roethlisberger's 14 seasons with 3,000 or more pass yards ranks tied for fourth in NFL history.

SEASONS WITH 3,000 PASS YARDS IN NFL HISTORY

RANK	PLAYER	SEASONS
1.	Brett Favre	18 (1992-2009)
2.	Peyton Manning	16 (1998-2014)
	Drew Brees	16 (2004-19)
4.	Ben Roethlisberger	14 (2006-18, '20)
	Eli Manning	14 (2005-18)
	Philip Rivers	14 (2006-18)

15 IN FIRST 15

- QB **Ben Roethlisberger** threw three TDs in Week 11 of 2017 vs. Tennessee to increase his season total to 16, which broke a tie with Peyton Manning to set the longest streak of 15 TD campaigns to start an NFL career.
- In Week 9 of 2018, Roethlisberger threw a scoring pass to WR Antonio Brown giving him 15 TD passes on the season. It marked the 15th consecutive year to open his NFL career with at least 15 TD passes.

MOST CONSECUTIVE SEASONS WITH 15+ TD PASSES TO OPEN NFL CAREER

RANK	PLAYER. YEARS	SEASONS
1.	Ben Roethlisberger, 2004-18	15
2.	Peyton Manning, 1998-2010	13
3.	Jim Kelly, 1986-95	10
4.	Dan Marino, 1983-92	10
5.	Fran Tarkenton, 1961-70	10

O CLAYPOOL, OUR HOME AND NATIVE WIDEOUT

- WR **Chase Claypool** led the Steelers in receiving TDs (tied w/ nine), yards/catch (14.1) and total TDs (11) in 2020. He ranked second in receiving yards (873).
- Claypool's nine receiving TDs in 2020 led all rookies.
- Claypool's 11 total TDs in 2020 led all rookie wideouts and ranked tied for second regardless of position (Washington RB Antonio Gibson).

2020 NFL ROOKIE TD LEADERS

RANK	PLAYER	TOT. TDS
1.	Jonathan Taylor	12
2.	Chase Claypool	11
	Antonio Gibson	11
4.	James Robinson	10
	D'Andre Swift	10

2020 NFL ROOKIE RECEIVING TD LEADERS

RANK	PLAYER	REC. TDS
1.	Chase Claypool	9
2.	Justin Jefferson	7
	Gabriel Davis	7
4.	Tee Higgins	6
5.	Brandon Aiyuk	5
	CeeDee Lamb	5

2020 NFL ROOKIE RECEPTION LEADERS

RANK	PLAYER	REC.
1.	Justin Jefferson	88
2.	CeeDee Lamb	74
3.	Tee Higgins	67
4.	Chase Claypool	62
5.	Darnell Mooney	61

2020 NFL ROOKIE RECEIVING YARDS LEADERS

RANK	PLAYER	REC. YDS
1.	Justin Jefferson	1,400
2.	Tee Higgins	935
3.	CeeDee Lamb	908
4.	Chase Claypool	873
5.	Jerry Jeudy	856

- Claypool ranked among the rookie leaders in Steelers' history in TD grabs (nine, tied first), receptions (62, first) and receiving yards (873, third).

STEELERS ROOKIE RECEIVING YARDS LEADERS

RANK	PLAYER. YEAR	YDS
1.	JuJu Smith-Schuster, 2017	917
2.	Jimmy Orr, 1958	910
3.	Chase Claypool, 2020	873
4.	Louis Lipps, 1984	860
5.	Santonio Holmes, 2006	824

STEELERS ROOKIE RECEPTION LEADERS

RANK	PLAYER. YEAR	REC.
1.	Chase Claypool, 2020	62
2.	Troy Edwards, 1999	61
3.	Diontae Johnson, 2019	59
4.	JuJu Smith-Schuster, 2017	58
5.	Santonio Holmes, 2006	49

STEELERS ROOKIE RECEIVING TD LEADERS

RANK	PLAYER. YEAR	REC. TDS
1.	Chase Claypool, 2020	9
	Louis Lipps, 1984	9
3.	Martavis Bryant, 2014	8
4.	JuJu Smith-Schuster, 2017	7
	Eric Green, 1990	7
	Jimmy Orr, 1958	7

- Claypool caught two TD passes in last season's Wild Card loss to Cleveland, which tied the NFL rookie postseason record for TD receptions in a game.
- Claypool was the first rookie wide receiver with multiple TD receptions in a playoff game since Corey Davis had two at New England on Jan. 13, 2018.
- Claypool was the ninth rookie and seventh rookie wide receiver to catch multiple TD passes in a single postseason game since the 1970 AFL-NFL merger.

MOST RECEIVING TD BY ROOKIE IN SINGLE-GAME PLAYOFF HISTORY

RANK	PLAYER. TEAM (YEAR)	TDS
1.	Chase Claypool, Pittsburgh Steelers (1/10/2021)	2
	Corey Davis, Tennessee Titans (1/13/2018)	2
	Kelvin Benjamin, Carolina Panthers (1/10/2015)	2
	Keenan Allen, San Diego Chargers (1/12/2014)	2
	Julian Edelman, New England Patriots (1/10/2010)	2
	David Sloan, Detroit Lions (12/30/1995)	2
	James Brooks, San Diego Chargers (1/2/1982)	2
	Sammy White, Minnesota Vikings (12/18/1976)	2
	Drew Pearson, Dallas Cowboys (12/23/1973)	2

- Claypool was the first wide receiver in the Super Bowl era and the fourth in league history with at least 10 TDs in his first 10 career games, joining Billy Howton (11 TDs in 1952), Bill Groman (10 in 1960) and Harlon Hill (10 in 1954).

MOST TOUCHDOWNS BY ROOKIE WR IN FIRST 10 CAREER GAMES IN NFL HISTORY

RANK	PLAYER. TEAM (YEAR)	TDS
1.	Billy Howton, Green Bay Packers (1952)	11
2.	Chase Claypool, Pittsburgh Steelers (2020)	10
	Bill Groman, Houston Oilers (1960)	10
	Harlon Hill, Chicago Bears (1954)	10

- Claypool's 11 TDs in 2020 ranked tied for sixth by a rookie wideout since the 1970 AFL-NFL merger.

MOST TOUCHDOWNS BY ROOKIE WIDE RECEIVER SINCE 1970

RANK	PLAYER. TEAM	TDS
1.	Randy Moss, Minnesota Vikings (1998)	17
2.	John Jefferson, San Diego Chargers (1978)	13
3.	Odell Beckham Jr., New York Giants (2014)	12
	Mike Evans, Tampa Bay Buccaneers (2014)	12
	Tyreek Hill, Kansas City Chiefs (2016)	12
6.	Chase Claypool, Pittsburgh Steelers (2020)	11
	Louis Lipps, Pittsburgh Steelers (1984)	11
	Eddie Kennison, St. Louis Rams (1996)	11
	Mike Williams, Tampa Bay Buccaneers (2010)	11

- Claypool's nine receiving TDs in 2020 ranked tied for ninth by a rookie since the 1970 AFL-NFL merger.

MOST TOUCHDOWNS BY ROOKIE WIDE RECEIVER SINCE 1970

RANK	PLAYER. TEAM	TDS
1.	Randy Moss, Minnesota Vikings (1998)	17
2.	John Jefferson, San Diego Chargers (1978)	13
3.	Odell Beckham Jr., New York Giants (2014)	12
	Mike Evans, Tampa Bay Buccaneers (2014)	12
5.	Mike Williams, Tampa Bay Buccaneers (2010)	11
6.	Calvin Ridley, Atlanta Falcons (2018)	10
	Daryl Turner, Seattle Seahawks (1984)	10
	Sammy White, Minnesota Vikings (1976)	10
t-9.	Chase Claypool, Pittsburgh Steelers (2020)	9

MOST TOUCHDOWNS BY ROOKIE IN FIRST 5 CAREER GAMES IN NFL HISTORY

RANK	PLAYER. TEAM	TDS
1.	Chase Claypool, Pittsburgh Steelers (2020)	6
	Randy Moss, Minnesota Vikings (1998)	6
	Martavis Bryant, Pittsburgh Steelers (2014)	6
	Willie Gault, Chicago Bears (1983)	6
	Calvin Ridley, Atlanta Falcons (2018)	6

- Claypool, a native of Abbotsford, British Columbia, Canada, registered seven receptions for 110 yards and three TDs, and added a rushing TD, in the Steelers' 38-29 win over Philadelphia in Week 5 of 2020.
- Claypool was the third rookie wide receiver to record four TDs in a single game in NFL history, joining Jerry Butler (Sept. 23, 1979) and Harlon Hill (Oct. 31, 1954).

MOST TOUCHDOWNS BY ROOKIE IN A SINGLE GAME IN NFL HISTORY

RANK	PLAYER. TEAM	OPPONENT	TDS
1.	Gale Sayers, Chicago Bears	vs. San Francisco (1965)	6
t-2.	Chase Claypool, Pittsburgh Steelers	vs. Philadelphia (2020)	4

MOST TOUCHDOWNS IN A SINGLE GAME BY ROOKIE WR IN NFL HISTORY

RANK	PLAYER. TEAM	OPPONENT	TDS
1.	Chase Claypool, Pittsburgh Steelers	vs. Philadelphia (2020)	4
	Jerry Butler, Buffalo Bills	vs. New York Jets (1979)	4
	Harlon Hill, Chicago Bears	at San Francisco (1954)	4

- Claypool was the fourth rookie with at least two receiving TDs and one rushing TD in a single game since 1970, joining Lynn Cain (Oct. 14, 1979), Joey Galloway (Nov. 12, 1995) and Kareem Hunt (Sept. 7, 2017).

ROOKIE WR WITH 2 REC TD, 1 RUSH TD IN NFL HISTORY

PLAYER. TEAM	OPPONENT
Chase Claypool, Pittsburgh Steelers	vs. Philadelphia Eagles (2020)
Lynn Cain, Atlanta Falcons	at Oakland Raiders (1979)
Joey Galloway, Seattle Seahawks	at Jacksonville Jaguars (1995)
Kareem Hunt, Kansas City Chiefs	at New England Patriots (2017)

- Claypool was the fourth player since 1990 to register at least three receiving TDs and one rushing TD in a game.

PLAYERS WITH 3 REC TD, 1 RUSH TD IN NFL HISTORY

PLAYER. TEAM	OPPONENT
Chase Claypool, Pittsburgh Steelers	vs. Philadelphia Eagles (2020)
Jamaal Charles, Kansas City Chiefs	at Oakland Raiders (2013)
Eric Metcalf, Cleveland Browns	at Los Angeles Raiders (1992)
Danny Woodhead, New England Patriots	vs. Miami Dolphins (2017)

- Claypool was the first Steelers rookie with three TDs in a game since TE Eric Green in 1990.
- Claypool was the first Steelers rookie with four TDs in a game and first Steelers player since Roy Jefferson on November 3, 1968.
- Claypool was the fourth Steelers rookie in franchise history with at least three TDs, joining Green, RB Franco Harris and E Jimmy Orr.
- Claypool was the first Steelers rookie with a rush TD and reception TD in the same game since Franco Harris at Buffalo (Oct. 29, 1972).
- Claypool was the first Steelers wideout with a Rush TD and Rec TD in the same game since Hines Ward in Week 9, 2004, against the Eagles.
- Claypool was the sixth rookie in NFL history to record 2 Rec TD and a Rush TD in a game, joining Kareem Hunt (2017), Joey Galloway (1995), Lynn Cain (1979), Gale Sayers (1965) and Abner Hayes (1960).

JUJU JUST 24

- WR **JuJu Smith-Schuster** became the fourth-youngest player in NFL history to reach 3,000 career receiving yards and 20 career receiving TDs.
- At 23 years, 310 days, when he reached the mark, Smith-Schuster passed Odell Beckham Jr. (23 years, 325 days).

YOUNGEST PLAYERS TO REACH 3,000 RECEIVING YARDS/20 RECEIVING TDS

RANK	PLAYER	AGE
1.	Mike Evans	23 years, 74 days
2.	Larry Fitzgerald	23 years, 108 days
3.	Randy Moss	23 years, 231 days
4.	JuJu Smith-Schuster	23 years, 303 days
5.	Odell Beckham	23 years, 325 days

- Smith-Schuster turned 23 on Nov. 22, 2019. With his five catch, 103-yard effort against Miami Dolphins on Oct. 28, 2019, Smith-Schuster became the first wide receiver in NFL history to post 12 100-yard receiving games prior to their 23rd birthday.
- Smith Schuster bested the previous NFL record of 11 held by Hall of Fame wide out Randy Moss.

MOST 100-YARD RECEIVING GAMES IN NFL HISTORY BEFORE 23RD BIRTHDAY

RANK	PLAYER	100-YD GMS
1.	JuJu Smith-Schuster	12
2.	Randy Moss	11
3.	Odell Beckham	10
4.	Amari Cooper	9
	Sammy Watkins	9

- Smith-Schuster is the only NFL player since the 1970 AFL-NFL merger to register at least 250 receptions, 3,300 receiving yards and 21 receiving TDs before his 24th birthday.

YOUNGEST TO 300

- WR **JuJu Smith-Schuster** caught nine passes vs. Indianapolis (Dec. 27, 2020). At 24 years and 37 days old (at the time of the game), Smith-Schuster surpassed Larry Fitzgerald (24 years, 86 days) as the second-youngest player to reach 300 career receptions in NFL history.

YOUNGEST PLAYERS TO REACH 300 CAREER RECEPTIONS

RANK	PLAYER	AGE
1.	Christian McCaffrey	23 years, 205 days
2.	JuJu Smith-Schuster	24 years, 35 days
3.	Larry Fitzgerald	24 years, 86 days
4.	Mike Evans	24 years, 125 days
5.	DeAndre Hopkins	24 years, 195 days

JUJU FLYING TO 250

- WR **JuJu Smith-Schuster** was the third player in NFL history to register 250 career receptions before his 24th birthday.
- Smith-Schuster's 265 receptions were the second most by a player before his 24th birthday since the 1970 AFL-NFL merger.

MOST NFL RECEPTIONS BEFORE 24TH BIRTHDAY

RANK	PLAYER	REC.
1.	Christian McCaffrey	303
2.	JuJu Smith-Schuster	265
3.	Jarvis Landry	258
4.	DeAndre Hopkins	239
5.	Mike Evans	238

JUJU ECLIPSES 200

- WR **JuJu Smith-Schuster** had three receptions, including his 200th career catch, in the Steelers' 26-24 win over the Colts on Nov. 3, 2019.
- At 22 years and 346 days old, when he reached the mark, Smith-Schuster was the first player to record 200 career receptions before his 23rd birthday in NFL history.
- The previous youngest player to reach 200 career receptions was Brandin Cooks (23 years and 77 days old).

YOUNGEST PLAYERS TO REACH 200 CAREER RECEPTIONS

RANK	PLAYER	AGE
1.	JuJu Smith-Schuster	22 years, 346 days
2.	Brandin Cooks	23 years, 77 days
3.	Mike Evans	23 years, 84 days
4.	Larry Fitzgerald	23 years, 87 days
5.	Christian McCaffrey	23 years, 107 days

- Smith-Schuster accomplished the feat in his 38th career regular-season game.
- Smith-Schuster became the 11th player since the 1970 NFL-AFL merger to record at least 200 catches over their first 38 regular-season games.

JUJU ON THAT BEAT

- WR **JuJu Smith-Schuster** had 84 receiving yards vs. Seattle (Sept. 15, 2019). At 22 years and 297 days old (at the time of the game), Smith-Schuster surpassed Pro Football Hall of Famer Randy Moss (22 years, 310 days) as the youngest player to reach 2,500 career receiving yards in NFL history.

YOUNGEST PLAYERS TO REACH 2,500 CAREER RECEIVING YARDS

RANK	PLAYER	AGE
1.	JuJu Smith-Schuster	22 years, 297 days
2.	Randy Moss	22 years, 310 days
3.	Larry Fitzgerald	23 years, 31 days
4.	Mike Evans	23 years, 35 days
5.	Odell Beckham	23 years, 39 days

GOOD IN FIVE FOR JUJU

- Since entering the NFL in 2017, WR **JuJu Smith-Schuster** has totaled 312 receptions for 3,778 receiving yards and 12 100-yard receiving games.
- Smith-Schuster's 11 100-yard receiving games combined in 2017 and 2018 were tied for the fourth-most in League history over a player's first two seasons, while his 169 catches were fifth and his 2,343 receiving yards were 10th.

MOST 100-YARD RECEIVING GAMES IN FIRST TWO SEASONS IN NFL HISTORY

RANK	PLAYER. TEAM (YEAR)	GAMES
1.	Bill Groman, Houston Oilers (1960-61)	16
2.	Odell Beckham, Jr., New York Giants (2014-15)	15
3.	Charley Hennigan, Houston Oilers (1960-61)	12
4.	JuJu Smith-Schuster, Pittsburgh Steelers (2017-18)	11
5.	Randy Moss, Minnesota Vikings (1998-99)	11

MOST RECEPTIONS IN FIRST TWO SEASONS IN NFL HISTORY

RANK	PLAYER. TEAM (YEARS)	REC.
1.	Michael Thomas, New Orleans (2016-17)	196
2.	Jarvis Landry, Miami (2014-15)	194
3.	Odell Beckham, Jr., New York Giants (2014-15)	187
	Christian McCaffrey, Carolina Panthers (2017-18)	187
5.	JuJu Smith-Schuster, Pittsburgh Steelers (2017-18)	169

MOST RECEIVING YARDS IN FIRST TWO SEASONS IN NFL HISTORY

RANK	PLAYER. TEAM (YEARS)	YDS
1.	Odell Beckham, Jr., New York Giants (2014-15)	2,755
2.	Randy Moss, Minnesota Vikings (1998-99)	2,726
3.	Bill Groman, Houston Oilers (1960-61)	2,648
4.	Jerry Rice, San Francisco 49ers (1985-86)	2,497
5.	Charley Hennigan, Houston Oilers (1960-61)	2,468
10.	JuJu Smith-Schuster, Pittsburgh Steelers (2017-18)	2,343

HOLY TOLEDO, WR DIONTAE JOHNSON

- WR **Diontae Johnson** recorded 88 receptions for 923 yards and seven TDs in 2020.
- Johnson caught a career-high 12 passes for 111 yards in the Steelers 27-3 rout at Jacksonville in Week 11 of 2020. His 12 receptions were the most by a Steelers player since Jaylen Samuels had 13 vs. Indianapolis on Nov. 3, 2019.
- Johnson has registered two 100-yard receiving games in his career (both in 2020).
- Johnson caught six passes for 116 yards and one TD in Pittsburgh's 36-10 rout of Cincinnati in Week 10 of 2020.
- Johnson was the first Steelers wideout with back-to-back 100-yard receiving games since JuJu Smith-Schuster in Weeks 11 and 12 of 2018.
- Johnson caught six or more passes in five straight games (Week 9-13) for the Steelers. He was the fifth Steelers receiver in the Super Bowl era to record such a streak, joining WR Hines Ward, WR Antonio Holmes, WR Antonio Brown and RB Le'Veon Bell.

LONGEST STREAK WITH 6+ RECEPTIONS IN FRANCHISE HISTORY

RANK	PLAYER	DATES	STRK
1.	Antonio Brown	Oct. 12, 2014 - Sept. 27, 2015	14
2.	Antonio Brown	Oct. 25, 2015 - Sept. 12, 2016	11
3.	Hines Ward	Sept. 12, 2014 - Oct. 31, 2004	7
4.	Le'Veon Bell	Oct. 9, 2016 - Nov. 20, 2016	6
	Antonio Brown	Sept. 16, 2013 - Oct. 27, 2013	6
	Santonio Holmes	Nov. 9, 2009 - Dec. 10, 2009	6
7.	Diontae Johnson	Nov. 8, 2020 - Dec. 7, 2020	5
	Hines Ward	Dec. 14, 2008 - Sept. 20, 2009	5

SPREADING THE WEALTH

- WR **Chase Claypool** (nine), WR **JuJu Smith-Schuster** (nine), WR **Diontae Johnson** (seven), WR **James Washington** (five) and TE **Eric Ebron** (five) each registered at least five receiving TDs in 2020.
- The Steelers were the first team to have five different receivers with at least five TD receptions since Tampa Bay in 2018 (also had five).
- Pittsburgh was the seventh team in NFL history with at least five receivers with five or more TD receptions. Each of the previous six teams also had five. The Steelers joined the New York Giants (1963), St. Louis Rams (1999), Indianapolis Colts (2004), Green Bay Packers (2011), New Orleans Saints (2011) and Tampa Bay Buccaneers (2018).
- Claypool (873), Johnson (923) and Smith-Schuster (831) each had 800 or more yards receiving in 2020. The Steelers, Cowboys and Panthers are the only teams to feature three wideouts with at least 800 yards receiving in 2020 season.
- Claypool (62), Johnson (88), Smith-Schuster (97) and TE Eric Ebron (56) each registered at least 50 receptions in 2020. Pittsburgh was the only team with a quartet of receivers with at least 50 receptions this season.

DEFENSIVE DOMINANCE

- Pittsburgh ranked in the top five in the NFL in 46 defensive categories in 2020.
- The Steelers either led or shared the NFL lead in 20 different defensive categories, including tackles for loss (103), tackles for loss/game (6.4), quarterback hit percentage on pass plays (22.4%), quarterback pressures (198), quarterback pressures/game (12.4), sacks/game (3.50), sacks (56.0), yards lost by sack (384.0), quarterback hits (136), quarterback hits/game (8.5), defensive completion percentage (56.7%), fewest completions allowed (298), interceptions/game (1.13), interceptions (18), fourth down defense (25.0), opposing QB rating (76.7), quarterback hurries (81), quarterback hurries/game (5.1), sacks/pass attempt (10.65%) and passes defended (84).

CATEGORY	STATISTIC (NFL RANK)
Tackles for loss	103 (1st)
Tackles for loss/game	6.4 (1st)
Quarterback hit percentage on pass plays	22.4% (1st)
Quarterback pressures	198 (1st)
Quarterback pressures/game	12.4 (1st)
Sacks/game	3.50 (1st)
Sacks	56.0 (1st)
Quarterback hits	136 (1st)
Quarterback hits/game	8.5 (1st)
Defensive Completion Percentage	56.7% (1st)
Fourth Down Defense	25.0 (1st)
Opposing QB Rating	76.7 (1st)
Quarterback hurries	81 (1st)
Quarterback hurries/game	5.1 (1st)
Sacks/pass attempt	10.65% (1st)
Passes Defended	84 (1st)
Fewest Completions Allowed	298 (1st)
Yards Lost by Sack	384.0 (1st)
Interceptions/game	1.13 (t-1st)
Interceptions	18 (t-1st)
Interception rate	3.42% (2nd)
Opponent Scoring Drive Efficiency	29.3% (2nd)
Takeaways	27 (2nd)
Fewest First Downs Allowed/Game	17.6 (2nd)
Defensive TDs	3 (t-2nd)
Redzone Takeaways	5 (t-2nd)
Defensive Knockdowns	61 (3rd)
Defensive Knockdowns/Game	3.8 (3rd)
Scoring Defense	19.5 (3rd)
Net pass yards Allowed	3,110 (3rd)
Net pass yards Allowed/Game	194.4 (3rd)
Passing yards Allowed/Play	5.91 (3rd)
Total yards Allowed/Play	4.91 (3rd)
Total yards Allowed	4,893 (3rd)
Total yards Allowed/Game	305.8 (3rd)
Negative Rush Attempts	47 (3rd)
Gross pass yards Allowed/Game	218.4 (3rd)
Gross pass yards Allowed	3,494 (3rd)
Fewest Scrimmage TDs Allowed	35 (t-3rd)
Opponent Scoring Drives	55 (t-3rd)
Stuff Percentage	10.9 (4th)

CATEGORY	STATISTIC (NFL RANK)
Net pass yards Allowed/Attempt	6.6 (t-4th)
Fewest 1st Downs (Rush)	94 (t-4th)
First Down % (Rush)	22.7 (5th)
Defensive 3rd Down Percentage	37.4% (5th)
Pass TDs Allowed	22 (t-5th)

STEELERS GROUND THE PASSING GAME

- Pittsburgh ranked in the top five in the NFL in 29 passing defensive categories in 2020.
- The Steelers either led or shared the NFL lead in 17 different passing defensive categories, including quarterback hit percentage on pass plays (22.4%), quarterback pressures (198), quarterback pressures/game (12.4), sacks/game (3.50), sacks (56.0), yards lost by sack (384.0), quarterback hits (136), quarterback hits/game (8.5), defensive completion percentage (56.7%), interceptions/game (1.13), interceptions (18), opposing QB rating (76.7), quarterback hurries (81), quarterback hurries/game (5.1), sacks/pass attempt (10.65%), passes defended (84) and fewest completions allowed (298).

CATEGORY	STATISTIC (NFL RANK)
Quarterback hit percentage on pass plays	22.4% (1st)
Quarterback pressures	198 (1st)
Quarterback pressures/game	12.4 (1st)
Sacks/game	3.50 (1st)
Sacks	56.0 (1st)
Quarterback hits	136 (1st)
Quarterback hits/game	8.5 (1st)
Defensive Completion Percentage	56.7% (1st)
Opposing QB Rating	76.7 (1st)
Quarterback hurries	81 (1st)
Quarterback hurries/game	5.1 (1st)
Sacks/pass attempt	10.65% (1st)
Passes Defended	84 (1st)
Fewest Completions Allowed	298 (1st)
Yards Lost by Sack	384.0 (1st)
Interceptions/game	1.13 (t-1st)
Interceptions	18 (t-1st)
Interception rate	3.42% (2nd)
Takeaways	27 (2nd)
Redzone Takeaways	5 (t-2nd)
Defensive Knockdowns	61 (3rd)
Defensive Knockdowns/Game	3.8 (3rd)
Net pass yards Allowed	3,110 (3rd)
Net pass yards Allowed/Game	194.4 (3rd)
Passing yards Allowed/Play	5.91 (3rd)
Gross pass yards Allowed/Game	218.4 (3rd)
Gross pass yards Allowed	3,494 (3rd)
Net pass yards Allowed/Attempt	6.6 (t-4th)
Pass TDs Allowed	22 (t-5th)

- Pittsburgh limited its opponents to 56.7 completion percentage and a 76.7 quarterback rating in 2020, which both not only led the NFL, but did so by a fairly wide margin.

2020 NFL DEFENSIVE COMPLETION PERCENTAGE LEADERS

RANK	TEAM	DEF. COMP. PCT.
1.	Pittsburgh Steelers	56.7
2.	New Orleans Saints	59.8
3.	Washington Football Team	62.4
4.	Los Angeles Chargers	62.6
5.	Kansas City Chiefs	62.7
6.	Cincinnati Bengals	62.8
7.	Miami Dolphins	62.9
8.	Los Angeles Rams	63.3
9.	Cleveland Browns	63.4
10.	San Francisco 49ers	63.5

2020 NFL OPPOSING QUARTERBACK RATING LEADERS

RANK	TEAM	OPP. QB RTG.
1.	Pittsburgh Steelers	76.7
2.	Los Angeles Rams	80.4
3.	Washington Football Team	81.4
4.	New Orleans Saints	83.3
5.	Buffalo Bills	86.9
6.	Miami Dolphins	87.0
7.	Baltimore Ravens	87.2
8.	San Francisco 49ers	88.6
9.	New England Patriots	89.3
10.	Kansas City Chiefs	89.4

- Pittsburgh's opponent 56.7 completion percentage was the lowest by a Steelers defense since 2011 (54.5).
- The Steelers opponent 76.7 quarterback rating was the lowest by a Pittsburgh defense since 2011 (71.7).
- The Steelers limited 11 opponents below 60.0 completion percentage in 2020, which led the NFL.

MOST GAMES WITH 60.0 OR LESS OPPONENT COMPLETION PERCENTAGE SINCE 2020

RANK	TEAM	GAMES
1.	Pittsburgh Steelers	12
2.	New Orleans Saints	10
3.	Kansas City Chiefs	8
	Arizona Cardinals	8
5.	Cincinnati Bengals	7
	Cleveland Browns	7
	Buffalo Bills	7
8.	Los Angeles Chargers	6
	Indianapolis Colts	6
	San Francisco 49ers	6

- Pittsburgh limited eight straight opponents (Weeks 5-12) to less than 60.0 completion percentage, which was the longest streak in the NFL since Jacksonville had a 10-game streak in 2017.

LONGEST NFL STREAK WITH 60.0 OR LESS OPPONENT COMPLETION PERCENTAGE SINCE 2012

RANK	TEAM	DATES	STREAK
1.	Houston Texans	Nov. 11, 2012 - Sept. 15, 2013	10
	Jacksonville Jaguars	Oct. 8, 2017 - Dec. 17, 2017	10
3.	Green Bay Packers	Oct. 28, 2012 - Dec. 30, 2012	9
	Kansas City Chiefs	Dec. 8, 2016 - Oct. 8, 2017	9
5.	Pittsburgh Steelers	Oct. 11, 2020 - Dec. 2, 2020	8
	New York Jets	Dec. 2, 2012 - Sept. 22, 2013	8

STEELERS STALL THE GROUND GAME

- Pittsburgh ranked in the top five in the NFL in six run defensive categories in 2020.
- The Steelers either led or shared the NFL lead in four different rushing defense categories, including tackles for loss (103) and tackles for loss/game (6.4).

CATEGORY	STATISTIC (NFL RANK)
Tackles for loss	103 (1st)
Tackles for loss/game	6.4 (1st)
Negative Rush Attempts	47 (3rd)
Stuff Percentage	10.9 (4th)
Fewest 1st Downs (Rush)	94 (t-4th)
First Down % (Rush)	22.7 (5th)

- The Steelers have limited eight opponents below 100 rushing yards since 2020, which ranks tied for seventh in the NFL.

MOST GAMES OF 100 RUSH YARDS ALLOWED OR LESS SINCE 2020

RANK	TEAM	GAMES
1.	Tampa Bay Buccaneers	13
	New Orleans Saints	13
3.	Indianapolis Colts	11
4.	Seattle Seahawks	10
	Buffalo Bills	10
6.	Cleveland Browns	9
7.	Pittsburgh Steelers	8
	Los Angeles Rams	8
9.	Eight teams with	7

- The Steelers have limited the seventh-most opponents (16) to 100 yards or less of rushing offense in the NFL since 2019.

MOST GAMES OF 100 RUSH YARDS ALLOWED OR LESS SINCE 2019

RANK	TEAM	GAMES
1.	Tampa Bay Buccaneers	26
2.	New Orleans Saints	22
3.	Indianapolis Colts	21
4.	Seattle Seahawks	18
5.	Buffalo Bills	17
	Los Angeles Rams	17
7.	Pittsburgh Steelers	16
	Las Vegas Raiders, Oakland Raiders	16
	New York Jets	16
	New England Patriots	16

300: RISE OF AN EMPIRE

- Pittsburgh has limited seven opponents to 306 total yards or less since 2020, which ranks tied for fifth in the NFL.

MOST GAMES OF 306 YARDS ALLOWED OR LESS SINCE 2020

RANK	TEAM	GAMES
1.	Los Angeles Rams	10
2.	Washington Football Team	9
3.	San Francisco 49ers	8
	Los Angeles Chargers	8
5.	Pittsburgh Steelers	7
	Baltimore Ravens	7
	Indianapolis Colts	7
	New Orleans Saints	7
9.	Five teams tied with	6

- Pittsburgh has held 15 of its last 24 opponents to 306 yards or total offense or less (Los Angeles Rams, Cleveland, Cincinnati, Cleveland, Arizona, Buffalo, New York Jets and Baltimore in 2019; New York Giants, Houston, Cleveland, Tennessee, Jacksonville, Baltimore and Cincinnati in 2020).
- Pittsburgh has held 18 opponents to 306 total yards or less since 2019, which ranks tied for first the NFL over the span.

MOST GAMES OF 306 YARDS ALLOWED OR LESS SINCE 2019

RANK	TEAM	GAMES
1.	Pittsburgh Steelers	18
	San Francisco 49ers	18
3.	Los Angeles Rams	16
	Buffalo Bills	16
5.	Baltimore Ravens	15
6.	Washington Football Team	14
	Los Angeles Chargers	14
8.	Chicago Bears	13
	Indianapolis Colts	13
	New Orleans Saints	13
	New England Patriots	13

- The Steelers have limited seven opponents to 200 passing yards or less since 2020, which ranks tied for sixth in the NFL.

MOST GAMES OF 200 PASSING YARDS ALLOWED OR LESS SINCE 2020

RANK	TEAM	GAMES
1.	San Francisco 49ers	9
	Los Angeles Rams	9
3.	Washington Football Team	8
	New England Patriots	8
	Los Angeles Chargers	8
6.	Pittsburgh Steelers	7
	Miami Dolphins	7
	Buffalo Bills	7
	Arizona Cardinals	7
	Philadelphia Eagles	7

- Pittsburgh has held 18 opponents to 200 passing yards or less since 2019, which ranks tied for second in the NFL over the span.

MOST GAMES OF 200 PASSING YARDS ALLOWED OR LESS SINCE 2019

RANK	TEAM	GAMES
1.	San Francisco 49ers	19
2.	Pittsburgh Steelers	18
	Los Angeles Chargers	18
	New England Patriots	18
5.	Buffalo Bills	16
6.	Baltimore Ravens	15
	Los Angeles Rams	15
8.	Washington Football Team	13
	Denver Broncos	13
10.	Five teams tied with	12

STEELERS TAKEAWAYS

- Pittsburgh ranks third in the NFL with 27 takeaways since 2020.

NFL MOST TAKEAWAYS SINCE 2020

RANK	TEAM	TAKEAWAYS
1.	Miami Dolphins	31
2.	New Orleans Saints	29
3.	Pittsburgh Steelers	28
4.	Dallas Cowboys	27
5.	Buffalo Bills	26
	Indianapolis Colts	26
	Tampa Bay Buccaneers	26
8.	Washington Football Team	25
9.	Four teams tied with	24

- The Steelers have forced a turnover in 27 games since 2019, which ranks tied for eighth in the NFL in that span.

NFL MOST GAMES WITH AT LEAST ONE TAKEAWAY SINCE 2019

RANK	TEAM	GAMES
1.	Tampa Bay Buccaneers	30
2.	Minnesota Vikings	29
3.	Baltimore Ravens	28
	Seattle Seahawks	28
	Miami Dolphins	28
	Tennessee Titans	28
	New England Patriots	28
8.	Pittsburgh Steelers	27
	Kansas City Chiefs	27
	Washington Football Team	27

- The Steelers rank tied for third in the NFL with 18 interceptions since 2020.

NFL MOST INTERCEPTIONS SINCE 2020

RANK	TEAM	INT
1.	New Orleans Saints	20
2.	New England Patriots	19
3.	Pittsburgh Steelers	18
	Miami Dolphins	18
5.	Washington Football Team	17
	Kansas City Chiefs	17
7.	Tennessee Titans	16
	Tampa Bay Buccaneers	16
9.	Four teams tied with	15

- Pittsburgh ranks second in the NFL with 38 interceptions since the start of the 2019 season.

NFL MOST INTERCEPTIONS SINCE 2019

RANK	TEAM	INT
1.	New England Patriots	44
2.	Pittsburgh Steelers	38
3.	Kansas City Chiefs	33
	New Orleans Saints	33
5.	Minnesota Vikings	32
6.	Miami Dolphins	31
7.	Indianapolis Colts	30
	Tennessee Titans	30
	Seattle Seahawks	30
	Washington Football Team	30

- Pittsburgh leads the NFL with 66 takeaways since the start of the 2019 season.

NFL MOST TAKEAWAYS SINCE 2019

RANK	TEAM	TAKEAWAYS
1.	Pittsburgh Steelers	66
2.	New England Patriots	59
3.	Seattle Seahawks	55
4.	Tampa Bay Buccaneers	54
5.	Minnesota Vikings	53
6.	New Orleans Saints	52
7.	Buffalo Bills	49
	Indianapolis Colts	49
9.	L.A. Rams	48
	San Francisco 49ers	48

- Pittsburgh has forced multiple turnovers in 11 different games since 2020, which leads the NFL.

NFL MOST GAMES WITH MULTIPLE TAKEAWAYS SINCE 2020

RANK	TEAM	GAMES
1.	Pittsburgh Steelers	11
2.	Buffalo Bills	9
	Tampa Bay Buccaneers	9
	Los Angeles Rams	9
	Miami Dolphins	9
6.	Indianapolis Colts	8
	Arizona Cardinals	8
	Washington Football Team	8
9.	Dallas Cowboys	7
	New Orleans Saints	7
	Seattle Seahawks	7

- The Steelers have forced multiple turnovers in 24 games since 2019, which leads the NFL in that span (seven more multiple takeaway games than any other team in the League).

NFL MOST GAMES WITH MULTIPLE TAKEAWAYS SINCE 2019

RANK	TEAM	GAMES
1.	Pittsburgh Steelers	24
2.	Tampa Bay Buccaneers	17
3.	Seattle Seahawks	16
4.	Indianapolis Colts	15
	New England Patriots	15
	Baltimore Ravens	15
	L.A. Rams	15
8.	Buffalo Bills	14
	Arizona Cardinals	14
10.	Two teams tied with	13

- Pittsburgh has forced four or more turnovers in five different games since 2019, which is tied for the NFL lead in that span.

MOST GAMES WITH FOUR TAKEAWAYS SINCE 2019

RANK	TEAM	GAMES
1.	Pittsburgh Steelers	5
	New England Patriots	5
	San Francisco 49ers	5
4.	Buffalo Bills	4
	Dallas Cowboys	4

- Pittsburgh has recovered 28 opponent fumbles since the start of the 2019 season, which is the most in the NFL.

NFL MOST FUMBLE RECOVERIES SINCE 2019

RANK	TEAM	FR
1.	Pittsburgh Steelers	28
2.	Tampa Bay Buccaneers	26
3.	Dallas Cowboys	25
	Seattle Seahawks	25
5.	Baltimore Ravens	24

- Pittsburgh ranks tied for second in the NFL with 35 forced fumbles since the start of the 2019 season.

NFL MOST FORCED FUMBLES SINCE 2019

RANK	TEAM	FF
1.	Baltimore Ravens	37
2.	Pittsburgh Steelers	35
	Tampa Bay Buccaneers	35
4.	Arizona Cardinals	33
5.	San Francisco 49ers	32

BLITZBURGH

- Pittsburgh has registered at least 1.0 sack in an NFL record 74 consecutive regular-season games.

ACTIVE STREAK OF CONSECUTIVE GAMES WITH AT LEAST 1 SACK

RANK	TEAM	STRK
1.	Pittsburgh Steelers	74
2.	Philadelphia Eagles	30
3.	Carolina Panthers	11
	Los Angeles Rams	11
	Seattle Seahawks	11
	San Francisco 49ers	11

STEELERS LONGEST STREAK OF CONSECUTIVE GAMES WITH AT LEAST 1 SACK

RANK	DATES	STRK
1.	Nov. 6, 2016 - Current	74
2.	Nov. 3, 2008 - Nov. 8, 2010	33
3.	Jan. 2, 2005 - Nov. 19, 2006	27
4.	Dec. 21, 1997 - Nov. 14, 1999	26
	Sept. 13, 1992 - Nov. 28, 1993	26

- The previous NFL record for consecutive games with at least 1.0 sack was 69 games by Tampa Bay (Oct. 10, 1999 to Nov. 9, 2003). Head coach **Mike Tomlin** was on the Buccaneers staff during the final three seasons of the streak.

LONGEST STREAK OF CONSECUTIVE GAMES WITH AT LEAST 1 SACK IN NFL HISTORY

RANK	TEAM (YEARS)	GAMES
1.	Pittsburgh Steelers (2016-present)	74
2.	Tampa Bay Buccaneers (1999-2003)	69
3.	New Orleans Saints (1994-98)	60
	Washington Football Team (1984-87)	60
5.	Arizona Cardinals (2015-19)	59

- Pittsburgh has registered at least 4.0 sacks in eight games since 2020, which ranks tied for first in the NFL.

MOST GAMES WITH 4.0 SACKS SINCE 2020

RANK	TEAM	GAMES
1.	Pittsburgh Steelers	8
	Los Angeles Rams	8
3.	Washington Football Team	7
4.	Denver Broncos	5
	Baltimore Ravens	5
	Tampa Bay Buccaneers	5
	Indianapolis Colts	5
	Arizona Cardinals	5
9.	Three teams tied with	4

- Pittsburgh has recorded at least 4.0 sacks in 17 games since 2019, which is the most in the NFL.

MOST GAMES WITH 4.0 SACKS SINCE 2019

RANK	TEAM	GAMES
1.	Pittsburgh Steelers	17
2.	Los Angeles Rams	13
3.	Washington Football Team	12
4.	Denver Broncos	10
	Indianapolis Colts	10
	Tampa Bay Buccaneers	10

- The Steelers tied a franchise record in 2020 with three consecutive games of at least 5.0 sacks (Week 2-6). Pittsburgh also accomplished the feat spanning the 2017-18 seasons and the 1982 campaign.

LONGEST STREAK IN FRANCHISE HISTORY WITH AT LEAST 5.0 SACKS

RANK	FROM	TO	GAMES
1.	Sept. 20, 2020	Oct. 11, 2020	3
	Dec. 25, 2017	Sept. 9, 2018	3
	Nov. 21, 1982	Dec. 5, 1982	3

- The three-game streak with at least 5.0 sacks was tied for the eighth-longest since 1982 (when sacks became an officially recognized stat by the NFL).

LONGEST NFL STREAK WITH AT LEAST 5.0 SACKS SINCE 1982

RANK	TEAM	DATES	STRK
1.	Denver Broncos	Sept. 21, 1986 - Oct. 26, 1986	6
2.	Kansas City Chiefs	Nov. 16, 1997 - Dec. 14, 1997	5
3.	New England Patriots	Sept. 15, 2019 - Oct. 6, 2019	4
	Dallas Cowboys	Nov. 27, 2008 - Dec. 20, 2008	4
	Minnesota Vikings	Oct. 8, 1989 - Oct. 30, 1989	4
	Chicago Bears	Oct. 14, 1984 - Nov. 4, 1984	4
	Miami Dolphins	Jan. 2, 1983 - Sept. 19, 1983	4
t-8.	Pittsburgh Steelers	Sept. 20, 2020 - Oct. 11, 2020	3

- The Steelers recorded 3.0 or more sacks in six straight games in 2020, which came to an end in Week 7 at Tennessee.
- The Steelers streak of six consecutive games with at least 3.0 sacks was tied for the longest in franchise history. Pittsburgh also accomplished the feat in 1994, 2001 and 2004.

LONGEST STREAK IN FRANCHISE HISTORY WITH AT LEAST 3.0 SACKS

RANK	FROM	TO	GAMES
1.	Dec. 29, 2019	Oct. 25, 2020	6
	Oct. 17, 2004	Nov. 28, 2004	6
	Oct. 14, 2001	Nov. 18, 2001	6
	Nov. 6, 1994	Dec. 11, 1994	6
5.	Dec. 1, 2002	Dec. 29, 2002	5
	Oct. 21, 1984	Nov. 19, 1984	5

- Pittsburgh was the only team in the NFL with two players that registered at least 11.0 sacks in 2020 (LB **T.J. Watt** with 15.0 and DE **Stephon Tuitt** with 11.0).
- Watt and Tuitt are the third pair of Steelers teammates to register at least 11.0 sacks in the same season.

STEELERS TANDEM WITH 11.0+ SACKS IN A SINGLE SEASON

YEAR	PLAYER	SACKS
2020	T.J. Watt	15.0
	Stephon Tuitt	11.0
2019	T.J. Watt	14.5
	Bud Dupree	11.5
2008	James Harrison	16.0
	LaMarr Woodley	11.5

STACKING UP SACKS

- The Steelers registered 56 sacks in 2020, which led the League. Pittsburgh has now led the NFL in sacks in four straight seasons. The Steelers are the first team in NFL history to accomplish the feat.

NFL MOST SACKS IN 2020

RANK	TEAM	SACKS
1.	Pittsburgh Steelers	56
2.	Los Angeles Rams	53
3.	Philadelphia Eagles	49
4.	Tampa Bay Buccaneers	48
	Arizona Cardinals	48

- Since 2019, the Steelers have recorded 113 sacks, which is the most sacks among all NFL teams. Pittsburgh has seven more sacks than the next best NFL team.

NFL MOST SACKS SINCE 2019

RANK	TEAM	SACKS
1.	Pittsburgh Steelers	113
2.	Los Angeles Rams	106
3.	New Orleans Saints	98
4.	Tampa Bay Buccaneers	96
5.	Washington Football Team	95
	Philadelphia Eagles	95

- The Steelers have registered an NFL-best 165 sacks since 2018. Pittsburgh has 18 more sacks than the next best NFL team.

NFL MOST SACKS SINCE 2018

RANK	TEAM	SACKS
1.	Pittsburgh Steelers	165
2.	New Orleans Saints	147
	Los Angeles Rams	147
4.	Arizona Cardinals	143
5.	Washington Football Team	141

- Pittsburgh has registered an NFL-best 340 sacks since 2014. The Steelers have 33 more sacks than the next best NFL team.

NFL MOST SACKS SINCE 2014

RANK	TEAM	SACKS
1.	Pittsburgh Steelers	340
2.	St. Louis/Los Angeles Rams	307
3.	Carolina Panthers	304
4.	Arizona Cardinals	299
5.	Philadelphia Eagles	297

- Pittsburgh has recorded 50 or more sacks in each of the last four seasons (2017-20).
- The Steelers are the first team in the NFL to recorded 50 or more sacks in four consecutive seasons since the New York Giants (1985-88).
- Pittsburgh is the eighth team to accomplish the feat since sacks became an official statistic in 1982.
- The four-year streak with 50 or more sacks ranks tied for fourth in NFL history.

NFL MOST CONSECUTIVE 50-SACK SEASONS SINCE 1982

RANK	TEAM	SEASONS
1.	Washington Redskins (1983-87)	5
	Chicago Bears (1983-87)	5
	Dallas Cowboys (1983-87)	5
4.	Pittsburgh Steelers (2017-20)	4
	New York Giants (1985-88)	4
	Philadelphia Eagles (1984-87)	4
	San Francisco 49ers (1983-86)	4
	Los Angeles Raiders (1983-86)	4

- The Steelers have eclipsed the 50-sack plateau 10 times since sacks became an official statistic in 1982. No NFL team has registered more 50-sack seasons over the span.

NFL MOST 50-SACK SEASONS SINCE 1982

RANK	TEAM	SEASONS
1.	Pittsburgh Steelers	10
	Philadelphia Eagles	10
3.	New Orleans Saints	9
	St. Louis/Los Angeles Rams	9
5.	New York Giants	7
6.	Chicago Bears	6
	Dallas Cowboys	6
	Kansas City Chiefs	6
	Denver Broncos	6
	San Francisco 49ers	6
	Washington Redskins	6

STEELERS DOMINATE THE LINE OF SCRIMMAGE

- Pittsburgh has registered 108 tackles for loss since 2020, which leads the NFL.

MOST TFL SINCE 2020

RANK	TEAM	TFL
1.	Pittsburgh Steelers	108
2.	Philadelphia Eagles	97
3.	Arizona Cardinals	96
4.	Seattle Seahawks	94
5.	Tampa Bay Buccaneers	93
6.	New Orleans Saints	83
7.	Washington Football Team	82
8.	New York Giants	80
9.	Buffalo Bills	77
10.	New York Jets	76
	San Francisco 49ers	76

- Pittsburgh has registered 198 tackles for loss since 2019, which leads the NFL.

MOST TFL SINCE 2019

RANK	TEAM	TFL
1.	Pittsburgh Steelers	198
2.	Arizona Cardinals	187
3.	Tampa Bay Buccaneers	180
4.	Philadelphia Eagles	177
5.	Buffalo Bills	174
6.	New York Jets	173
7.	New Orleans Saints	163
	San Francisco 49ers	163
9.	New York Giants	160
10.	Washington Football Team	157

- The Steelers have recorded at least six tackles for loss in 12 different games since 2020, which is the most in the NFL.

MOST GAMES WITH 6+ TFL SINCE 2020

RANK	TEAM	GAMES
1.	Pittsburgh Steelers	12
2.	Tampa Bay Buccaneers	9
	Seattle Seahawks	9
4.	Arizona Cardinals	8
5.	New Orleans Saints	7
6.	Chicago Bears	6
	New York Giants	6
	Philadelphia Eagles	6
9.	Baltimore Ravens	5
	Washington Football Team	5
	New York Jets	5

- Pittsburgh has recorded six or more tackles for loss in 20 different games since 2019, which leads the NFL in that span.

MOST GAMES WITH 6+ TFL SINCE 2019

RANK	TEAM	GAMES
1.	Pittsburgh Steelers	20
2.	Tampa Bay Buccaneers	18
3.	Arizona Cardinals	17
4.	New York Jets	14
5.	Buffalo Bills	13
6.	New Orleans Saints	12
	Seattle Seahawks	12
	New York Giants	12
9.	Washington Football Team	11
	San Francisco 49ers	11
	Philadelphia Eagles	11

- Pittsburgh led the NFL with 103 tackles for loss in 2020, which was the most by the franchise and ranks tied for third in the League since 2008.

MOST TACKLES FOR LOSS IN A SINGLE SEASON SINCE 2008

RANK	TEAM	SEASON	TFL
1.	Tampa Bay Buccaneers	2012	105
	Arizona Cardinals	2016	105
3.	Pittsburgh Steelers	2020	103
	Detroit Lions	2014	103
4.	St. Louis Rams	2013	100
	New York Giants	2008	100

TURN DOWN FOR WATT

- LB **T.J. Watt** needs 11 sacks to become the second player since 1982, when the individual sack became an official statistic, to record at least 13 in four consecutive seasons, joining Reggie White, who did it twice (1985-88 and 1990-93).
- Watt needs 13.5 sacks to become the fourth player since 1982 to record at least 65 sacks over his first five seasons, joining Reggie White (81), J.J. Watt (74.5) and Derrick Thomas (66).
- Watt recorded 15.0 sacks, 23 tackles for loss and 41 quarterback hits in 2020. He was the third player since at least 2006 to record at least 15.0 sacks, 23 tackles for loss and 40 quarterback hits in a season.

T.J. WATT, J.J. WATT AND AARON DONALD COMPARISON

YEAR	PLAYER	SACKS	TFL	QB HITS
2020	T.J. Watt	15.0	23	41
2018	Aaron Donald	20.5	25	41
2015	J.J. Watt	17.5	29	50
2014	J.J. Watt	20.5	29	51
2012	J.J. Watt	20.5	39	43
NFL Defensive Player of the Year				

- In addition to his 15.0 sacks, 23 tackles for loss and 41 quarterback hits in 2020, which all led the NFL, Watt had seven passes defended, two forced fumbles and one interception.

CATEGORY	STAT	RANK	NFL LEADER
Sacks	15.0	1st	--
Tackles for Loss	23	1st	--
Quarterback Hits	41	1st	--

NFL QUARTERBACK HIT LEADERS SINCE 2020

RANK	PLAYER	QB HITS
1.	T.J. Watt	46
2.	Carl Lawson	32
3.	Leonard Williams	32
4.	Chris Jones	30
5.	Joey Bosa	29

NFL TFL LEADERS SINCE 2020

RANK	PLAYER	TFLS
1.	T.J. Watt	24
2.	Roquan Smith	18
3.	Joey Bosa	15
	Devin White	15
	Haason Reddick	15
	Aaron Donald	15
	J.J. Watt	15
	Leonard Williams	15

NFL SACK LEADERS SINCE 2020

RANK	PLAYER	SACKS
1.	T.J. Watt	17.0
2.	Aaron Donald	14.5
3.	Haason Reddick	14.0
4.	Trey Hendrickson	13.5
5.	Myles Garrett	13.0

- Watt has recorded at least 1.5 sacks in 13 career games.
- Watt has registered at least 2.0 sacks in 11 career games.
- Watt has recorded 34.0 sacks in 32 career games at Heinz Field. He has collected at least half a sack in 20 of the Steelers last 22 home games, including 17 of the last 18 home games.
- Only one player in NFL history has registered more sacks over their first 32 career home games.

MOST SACKS IN NFL HISTORY OVER FIRST 32 CAREER HOME GAMES

RANK	PLAYER, YEARS	SACKS
1.	Derrick Thomas, Kansas City Chiefs (1989-92)	39.5
2.	T.J. Watt, Pittsburgh Steelers (2017-20)	34.0
	Reggie White, Philadelphia Eagles (1985-88)	34.0
4.	Dwight Freeney, Indianapolis Colts (2002-05)	32.0
NFL Hall of Famer		

- Watt's 82 QB hits lead the NFL since 2019.

NFL QUARTERBACK HIT LEADERS SINCE 2019

RANK	PLAYER	QB HITS
1.	T.J. Watt	82
2.	Za'Darius Smith	60
	Joey Bosa	60
4.	Matt Judon	55
	Shaquil Barrett	55

- Watt's 11 forced fumbles rank first in the NFL since 2019.

NFL FORCED FUMBLE LEADERS SINCE 2019

RANK	PLAYER	FF
1.	T.J. Watt	11
2.	Marlon Humphrey	10
	Chandler Jones	10
4.	Shaquil Barrett	8
	Khalil Mack	8
	Yannick Ngakoue	8
	Logan Ryan	8

- Watt's 31.5 sacks lead the NFL since 2019.

NFL SACK LEADERS SINCE 2019

RANK	PLAYER	SACKS
1.	T.J. Watt	31.5
2.	Shaquill Barrett	28.5
3.	Aaron Donald	27.0
4.	Za'Darius Smith	26.0
5.	Chandler Jones	25.0

- Watt was the first player in franchise history with 14.0 or more sacks in multiple seasons.
- Watt was the 14th player in NFL history with at least 14.5 sacks in back-to-back seasons, and just the sixth since 1993.
- Watt's 15.0 sacks, which are a single-season high for him, led the NFL in 2020. His previous single-season high in sacks was 14.5 in 2019.
- Watt's 15.0 sacks in 2020 ranked tied for second in single-season franchise history. His 14.5 sacks in 2019 rank fourth and his 13.0 sacks in 2018 rank tied for ninth in a season by a Steelers' defender since the statistic became official in 1982.
- Watt was the only player in franchise history with 13.0 sacks or more in multiple seasons.

STEELERS SINGLE-SEASON SACK LEADERS

RANK	PLAYER, YEAR	SACKS
1.	James Harrison, 2008	16.0
2.	T.J. Watt, 2020	15.0
	Mike Merriweather, 1984	15.0
4.	T.J. Watt, 2019	14.5
5.	Kevin Greene, 1994	14.0
	Keith Willis, 1983	14.0
7.	LaMarr Woodley, 2009	13.5
	Jason Gildon, 2000	13.5
9.	T.J. Watt, 2018	13.0
	Chad Brown, 1996	13.0
NFL Defensive Player of the Year		

- Watt's 38 tackles for loss lead the NFL since 2019.

TFL LEADERS SINCE 2019

RANK	PLAYER	TFLS
1.	T.J. Watt	38
2.	Aaron Donald	35
3.	Joey Bosa	33
4.	Shaquil Barrett	31
5.	Maxx Crosby	30

- Watt's 17 combined interceptions (three), forced fumbles (11) and fumble recoveries (four) rank first in the NFL since 2019.

NFL COMBINED (INT, FF, FR) LEADERS SINCE 2019

RANK	PLAYER	INT.	FF	FR	TOT.
1.	T.J. Watt	3	11	4	18
2.	Marlon Humphrey	4	10	3	17
3.	Minkah Fitzpatrick	9	3	4	16
	Marcus Peters	9	4	3	16
	J.C. Jackson	14	0	2	16

WATT SINCE 2017

- Since entering the NFL in 2017, LB **T.J. Watt** has recorded 51.5 sacks and forced 18 fumbles.
- Watt (three seasons) has joined Pro Football Hall of Famers Reggie White (four) and Derrick Thomas (three) as the only players to record at least 13 sacks in three of their first four seasons since 1982, when the individual sack became an official NFL statistic. Watt recorded 13 sacks in 2018, 14.5 sacks in 2019 and 15.0 sacks in 2020.

NFL PLAYERS WITH THREE OR MORE 13.0+ SACK SEASONS IN FIRST FOUR YEARS

PLAYER	YEARS
Reggie White	4 (1985-88)
Derrick Thomas	3 (1989-91)
T.J. Watt	3 (2018-20)
NFL Hall of Famer	

- Watt is the only active player in the NFL with at least 13.0 sacks in each of the last three seasons.

NFL PLAYERS WITH THREE STRAIGHT 13.0+ SACK SEASONS

PLAYER	YEARS
Reggie White	4 (1990-93)
Reggie White	4 (1985-88)
T.J. Watt	3 (2018-20)
Chandler Jones	3 (2017-19)
Jared Allen	3 (2007-09)
Dexter Manley	3 (1984-86)
Simon Fletcher	3 (1991-93)
Mark Gastineau	3 (1983-85)
Kevin Greene	3 (1988-90)
Derrick Thomas	3 (1990-92)
Jacob Green	3 (1983-85)
NFL Hall of Famer	

- Watt eclipsed the 50.0 sack plateau in his 63rd career game, which ranks tied with Bruce Smith for 10th-fastest to 50 or more sacks in the NFL since 1982.

FEWEST GAMES TO 50 SACKS IN NFL CAREER - SINCE 1982

RANK	PLAYER	GP	DATE
1.	Reggie White	40	12/20/1987 Phi at NYJ
2.	Derrick Thomas	54	10/18/1992 KC at Dal
3.	Von Miller	58	09/17/2015 Den at KC
4.	Justin Houston	61	09/17/2015 KC vs Den
	J.J. Watt	61	12/07/2014 Hou at Jax
	Dwight Freeney	61	12/18/2005 Ind vs SD
7.	Aldon Smith	62	09/27/2020 Dal at Sea
	DeMarcus Ware	62	12/14/2008 Dal vs NYG
9.	Tim Harris	62	09/16/1990 GB vs Chi
10.	T.J. Watt	63	9/12/2021 Pit at BUF
	Bruce Smith	63	10/22/1989 Buf vs NYJ

- Watt has recorded 51.5 sacks over his first 63 career regular-season games.
- Watt's 51.5 sacks rank tied for seventh by any player over their first 63 career NFL games (since sacks became official in 1982).

MOST SACKS IN FIRST 63 GAMES SINCE 1982

RANK	PLAYER	SACKS
1.	Reggie White	74.5
2.	Derrick Thomas	58.0
3.	J.J. Watt	54.0
4.	DeMarcus Ware	53.5
5.	Von Miller	53.0
6.	Bruce Smith	52.0
7.	T.J. Watt	51.5
	Justin Houston	51.5
	Aldon Smith	51.5
10.	Dwight Freeney	51.0
NFL Hall of Famer		

- Watt's 51.5 career sacks are the most by a linebacker over his first 63 career regular-season games since Denver's Von Miller (53.0, 2011-15).
- Watt's 51.5 career sacks rank third by a linebacker over his first 63 career regular-season games (since sack became official in 1982).
- Watt's 18 forced fumbles lead the NFL since the start of the 2017 season.

NFL FORCED FUMBLE LEADERS SINCE 2017

RANK	PLAYER	FF
1.	T.J. Watt	18
2.	Aaron Donald	15
	Khalil Mack	15
	Chandler Jones	15
5.	Yannick Ngakoue	14

- Watt's 51.5 sacks rank 10th in franchise history.

STEELERS CAREER SACK LEADERS

RANK	PLAYER, YEARS	SACKS
1.	James Harrison, 2002, 2004-12, 2014-17	80.5
2.	Jason Gildon, 1994-2003	77.0
3.	L.C. Greenwood, 1969-81	73.5
4.	Joe Greene, 1969-81	66.0
5.	Joey Porter, 1999-2006	60.0
6.	Keith Willis, 1982-91	59.0
7.	Cameron Heyward, 2011-20	58.0
	LaMarr Woodley, 2007-13	57.0
9.	Greg Lloyd, 1998-97	53.5
10.	T.J. Watt, 2017-20	51.5

- Watt's 51.5 sacks rank third among all defensive players and second among linebackers since the start of the 2017 season.

NFL SACK LEADERS SINCE 2017

RANK	PLAYER	SACKS
1.	Aaron Donald	58.5
2.	Chandler Jones	55.0
3.	T.J. Watt	51.5
4.	Cameron Jordan	48.0
5.	Myles Garrett	43.5

NFL LINEBACKER SACK LEADERS SINCE 2017

RANK	PLAYER	SACKS
1.	Chandler Jones	55.0
2.	T.J. Watt	51.5
3.	Khalil Mack	40.5
4.	Jason Pierre-Paul	39.0
4.	Za'Darius Smith	38.0

- Watt collected 34.5 sacks over his first three seasons in the NFL, which is the most by a Steelers player in their first three seasons in the League.

MOST SACKS BY STEELER IN FIRST THREE NFL SEASONS

RANK	PLAYER, YEARS	SACKS
1.	T.J. Watt, 2017-19	34.5
2.	LaMarr Woodley, 2007-09	29.0
3.	Keith Willis, 1982-84	20.0
4.	Joey Porter, 1999-2001	21.5
5.	Kendrell Bell, 2001-03	18.0

- In 2017 and 2018, Watt recorded 20.0 quarterback sacks over his first two seasons in the NFL. He became the ninth linebacker with at least 20.0 sacks in a player's first two campaigns since the statistic became official in 1982.

FITZPATRICK DOES IT AGAIN

- Minkah Fitzpatrick** needs one interception-return touchdown to become the fourth player since 2000 to return an interception for a TD in four consecutive seasons, joining Charles Woodson (six seasons), Nate Clements (four) and Aqib Talib (four).
- Fitzpatrick led the Steelers with 74 tackles, 11 passes defended, four interceptions, one tackle for loss, one forced fumble and one fumble recovery in 2020.
- Fitzpatrick was one of two players in the NFL in 2020 with at least four interceptions, one forced fumble and one fumble recovery.

NFL PLAYERS WITH 4+ INTERCEPTIONS, 1 FORCED FUMBLE, 1 FUMBLE RECOVERY IN 2020

PLAYER	INT.	FF	FR
Minkah Fitzpatrick	4	1	1
Marcus Peters	4	4	2

- Fitzpatrick has two career multi-interception games (2018-20).
- Fitzpatrick's five takeaways (four interceptions, one fumble recovery) in 2020 ranked tied for fourth in the NFL.

NFL TAKEAWAY (INT AND FR) LEADERS IN 2020

RANK	PLAYER	INT.	FR	TOT.
1.	J.C. Jackson	9	2	11
2.	Xavien Howard	10	0	10
3.	Tyrann Mathieu	6	0	6
	Marcus Peters	4	2	6
	Justin Simmons	5	1	6
6.	Minkah Fitzpatrick	4	1	5
	Mike Hilton	3	2	5
	Quandre Diggs	5	0	5
	Troy Hill	3	2	5
	Eric Wilson	3	2	5
	Harrison Smith	5	0	5
	Tre'Davious White	3	2	5
	Darnell Savage	4	1	5

- Fitzpatrick's four interceptions in 2020 ranked tied for seventh in the NFL.

NFL INTERCEPTION LEADERS IN 2020

RANK	PLAYER	INTS
1.	Xavien Howard	10
2.	J.C. Jackson	9
3.	Tyrann Mathieu	6
4.	Quandre Diggs	5
	Harrison Smith	5
	Justin Simmons	5
7.	Minkah Fitzpatrick	4
	Eight other players	4

- Fitzpatrick's had six combined interceptions (four), forced fumbles (one) and fumble recoveries (one) in 2020 and three came inside the Steelers' red zone.
- Fitzpatrick has nine interceptions, three fumble recoveries and two forced fumbles after being acquired by the Steelers via trade from the Miami Dolphins in Week 3 of 2019.
- Fitzpatrick's four defensive TDs are tied with Marcus Peters for the most in the NFL since he entered the League in 2018.

NFL DEFENSIVE TOUCHDOWN LEADERS SINCE 2018

RANK	PLAYER	TDS
1.	Minkah Fitzpatrick	4
	Eddie Jackson	4
	Marcus Peters	4
4.	Jadeveon Clowney	3
	Kyle Van Noy	3
	Deion Jones	3

- Fitzpatrick's nine interceptions rank tied for fourth in the NFL since 2019.

NFL INTERCEPTION LEADERS SINCE 2019

RANK	PLAYER	INTS
1.	J.C. Jackson	14
2.	Xavien Howard	11
3.	Tyrann Mathieu	10
4.	Minkah Fitzpatrick	9
	Tre'Davious White	9
	Justin Simmons	9
	Quandre Diggs	9

- Fitzpatrick's 13 total takeaways (interceptions and fumble recoveries) ranks second in the NFL since 2019.

NFL TAKEAWAY (INT AND FR) LEADERS SINCE 2019

RANK	PLAYER	INT.	FR	TOT.
1.	J.C. Jackson	14	2	16
2.	Minkah Fitzpatrick	9	4	13
3.	Marcus Peters	9	3	12
4.	Tre'Davious White	9	2	11
	Xavien Howard	11	0	11

- Fitzpatrick's 16 combined interceptions (nine), forced fumbles (three) and fumble recoveries (four) rank tied for third in the NFL since 2019.

NFL COMBINED (INT, FF, FR) LEADERS SINCE 2019

RANK	PLAYER, TEAM	INT.	FF	FR	TOT.
1.	T.J. Watt	3	11	4	18
	Marlon Humphrey	4	10	3	17
3.	Minkah Fitzpatrick	9	3	4	16
	Marcus Peters	9	4	3	16
	J.C. Jackson	14	0	2	16

LET MY CAMERON GO

- DT **Cameron Heyward's** 58.0 career quarterback takedowns rank tied for first by a Steelers' defensive lineman since 1982, and tied for sixth by any Steelers defender.

STEELERS DEFENSIVE LINEMAN CAREER SACK LEADERS SINCE 1982

RANK	PLAYER, YEARS	SACKS
1.	Cameron Heyward, 2011-20	59.0
	Keith Willis, 1982-91	59.0
3.	Aaron Smith, 1999-2011	44.0
4.	Stephon Tuitt, 2014-20	34.5
5.	Brett Keisel, 2002-14	30.0

STEELERS CAREER SACK LEADERS

RANK	PLAYER, YEARS	SACKS
1.	James Harrison, 2002, 2004-12, 2014-17	80.5
2.	Jason Gildon, 1994-2003	77.0
3.	L.C. Greenwood, 1969-81	73.5
4.	Joe Greene, 1969-81	66.0
5.	Joey Porter, 1999-2006	60.0
6.	Cameron Heyward, 2011-20	59.0
	Keith Willis, 1982-91	59.0
8.	LaMarr Woodley, 2007-13	57.0
9.	Greg Lloyd, 1998-97	53.5
10.	T.J. Watt, 2017-20	51.5

- Heyward's 141 tackles rank tied for first in the NFL among defensive linemen since 2019.

NFL TACKLE LEADERS BY DEFENSIVE LINEMAN SINCE 2019

RANK	PLAYER	TACKLES
1.	Cameron Heyward	141
	Sam Hubbard	141
3.	Jonathan Allen	134
4.	Sheldon Richardson	127
5.	DeForest Buckner	125

- Heyward's 43 quarterback hits rank sixth among defensive linemen in the NFL since 2019.

NFL QB HITS LEADERS BY DEFENSIVE LINEMAN SINCE 2019

RANK	PLAYER	QB HITS
1.	Joey Bosa	60
2.	Carl Lawson	54
3.	Aaron Donald	53
4.	Chris Jones	50
5.	Leonard Williams	48
6.	Cameron Heyward	43
7.	Cameron Jordan	42
	DeForest Buckner	42
9.	Carlos Dunlap	40
	Three teams tied with	39

- Heyward's 14.0 sacks rank fourth among defensive tackles in the NFL since 2019.

NFL SACK LEADERS BY DEFENSIVE TACKLES SINCE 2019

RANK	PLAYER	SACKS
1.	Aaron Donald	27.0
2.	Chris Jones	18.5
3.	DeForest Buckner	18.0
4.	Cameron Heyward	14.0
5.	Arik Armstead	13.5

- Heyward's 19 tackles for loss rank fourth among defensive tackles in the NFL since 2019.

NFL TACKLES FOR LOSS LEADERS BY DEFENSIVE TACKLES SINCE 2019

RANK	PLAYER	TFLS
1.	Aaron Donald	35
2.	Grady Jarrett	20
	DeForest Buckner	20
4.	Cameron Heyward	19
5.	Arik Armstead	17
	Larry Ogunjobi	17

- The Steelers are now 8-0 when Heyward collects at least 2.0 sacks in a game.
- Heyward (2017, '18 and '19) is the only defensive linemen in franchise history with 8.0 or more sacks in at least three seasons.

STEELERS DEFENSIVE LINEMAN SINGLE-SEASON SACK LEADERS

RANK	PLAYER, YEAR	SACKS
1.	Keith Willis, 1983	14.0
2.	Cameron Heyward, 2017	12.0
	Keith Willis, 1986	12.0
4.	Stephon Tuitt, 2020	11.0
5.	Cameron Heyward, 2019	9.0
6.	Ray Seals, 1995	8.5
7.	Cameron Heyward, 2018	8.0
	Aaron Smith, 2004	8.0
	Kimo von Oelhoffen, 2003	8.0
	Aaron Smith, 2001	8.0

- His 59.0 career sacks rank fourth among active defensive tackles in the League.

ACTIVE NFL SACK LEADERS BY DEFENSIVE TACKLES

RANK	PLAYER	SACKS
1.	Aaron Donald	86.5
2.	Ndamukong Suh	64.5
3.	Gerald McCoy	59.5
4.	Cameron Heyward	59.0
5.	Fletcher Cox	54.5

INGRAM TAKES HIS TALENTS TO THE SOUTHSIDE

- The Steelers signed LB **Melvin Ingram**, who had 49 sacks, 70 tackles for loss and 13 forced fumbles in nine seasons with the L.A. Chargers.
- Ingram ranks second in franchise history in sacks, yards lost by sack (357) and forced fumbles.

BUSH BACK IN THE LINEUP

- LB **Devin Bush**, selected 10th overall in the 2019 NFL Draft, returns after appearing in only five games last season due to a knee injury.
- As a rookie, Bush totaled 109 tackles, four fumble recoveries and two interceptions.
- Bush led the team and NFL rookies in tackles (109), solo tackles (72) and ranked fourth in both categories in TFLs (nine) in 2019.
- Bush is the only Steelers rookie ever to eclipse 100 tackles.
- Bush returned to the lineup in Week 1 at Buffalo and registered 10 tackles, including six solo stops and one forced fumble.

WELCOME TO THE SCHOBERT

- The Steelers acquired LB **Joe Schobert**, who ranked fourth in the NFL with 141 tackles last season with Jacksonville, and was one of five linebackers to register at least 100 tackles, multiple sacks and multiple interceptions last season.
- The linebackers with at least 100 tackles, two sacks and two interceptions in 2020:

LINEBACKERS WITH 100+ TACKLES, 2.0+ SACKS, 2+ INT IN 2020

PLAYER	TACKLES	SACKS	INT
Joe Schobert	141	2.5	3
Roquan Smith	139	4	2
Eric Wilson	121	3	3
Foyesade Oluokun	117	3	2
Deion Jones	106	4.5	2

- Schobert has registered at least 100 tackles in each of the last four seasons.
- Schobert has recorded 541 tackles (328 solo), 26 quarterback hits, 24 passes defended, 21 tackles for loss, 11.0 sacks and nine interceptions in six-year NFL career.
- Schobert's 525 tackles ranks third best in the NFL since 2017.

MOST TACKLES SINCE 2017

RANK	PLAYER	TACKLES
1.	Blake Martinez	601
2.	Bobby Wagner	581
3.	Joe Schobert	525
4.	Jaylon Smith	502
5.	Zach Cunningham	493

- His nine interceptions since entering the NFL in 2016 rank tied for second in the League among all linebackers.

INTERCEPTION LEADERS BY LINEBACKERS SINCE 2016

RANK	PLAYER	INT
1.	Deion Jones	11
2.	Joe Schobert	9
	Jordan Hicks	9
	Alec Ogletree	9
5.	Jamie Collins Jr.	8
	C.J. Mosley	8

- His three interception returns for TD since entering the NFL in 2016 rank second in the League among all linebackers.

INTERCEPTION TD RETURN LEADERS BY LINEBACKERS SINCE 2016

RANK	PLAYER	INT
1.	Deion Jones	5
2.	Alec Ogletree	3
3.	Joe Schobert	2
	C.J. Mosley	2
	Eric Kendricks	2
	Khalil Mack	2

HADEN BREAKING IT UP

- CB **Joe Haden** has registered two career interception returns for touchdowns and one with the Steelers.
- Haden has 10 interceptions since joining the Steelers in 2017.
- Haden's 29 passes defended rank fifth in the NFL since 2019.

PASSES DEFENDED LEADERS SINCE 2019

RANK	PLAYER	PDS
1.	Carlton Davis	40
2.	James Bradberry	31
3.	Jaire Alexander	30
	Denzel Ward	30
5.	Joe Haden	29

- Since entering the NFL in 2010, Haden has recorded 149 career passes defended, which leads the League since 2010 and leads active NFL players.

ACTIVE NFL PASSES DEFENSED CAREER LEADERS

RANK	PLAYER	PDS
1.	Joe Haden	149
2.	Janoris Jenkins	118
3.	Stephon Gilmore	114
4.	Darius Slay	111
5.	Jason McCourty	107

- Since entering the NFL in 2010, Haden has recorded 29 career interceptions, which ranks second among active NFL players.

ACTIVE NFL INTERCEPTION LEADERS

RANK	PLAYER	INT
1.	Marcus Peters	31
2	Joe Haden	29
3.	Devin McCourty	28
	Patrick Peterson	28
	Harrison Smith	28

- Haden has registered at least two passes defended in a single game 37 times in his career.
- Haden has registered at least three passes defended in a single game 15 times in his career.
- Haden has recorded at least four passes defended in a single game four times in his career.
- Haden has twice recorded at least five passes defended in a single game in his career.

WIZARD OF BOZ

- Since joining the Steelers in 2015, K **Chris Boswell** 149-of-169 field goal attempts (88.2%), including 51-of-63 (81.0%) between 40-49 yards.
- Boswell made a franchise record 25 consecutive field goals, which was the longest active streak in the NFL when it ended in Week 11 of 2020 at Jacksonville.

MOST CONSECUTIVE FIELD GOALS IN STEELERS HISTORY

RANK	KICKER, YEARS	CONSECUTIVE FGs
1.	Chris Boswell, 2019-20	25
2.	Shaun Suisham, 2013-14	24
3.	Jeff Reed, 2004-05	22
4.	Gary Anderson, 1994	19
	Jeff Reed, 2007-08	19
6.	Gary Anderson, 1985	18
7.	Norm Johnson, 1997	17
	Chris Boswell, 2016-17	17
9.	Shaun Suisham, 2012-13	16
	Chris Boswell, 2017	16

- Boswell ranks second in field goal percentage (88.2%) among all NFL kickers with at least 160 field goal attempts since 2015.

FIELD GOAL PERCENTAGE LEADERS SINCE 2015 (MIN. 160 ATTEMPTS)

RANK	KICKER	M-A	FG%
1.	Justin Tucker	194-213	91.1
2.	Chris Boswell	149-169	88.2
3.	Robbie Gould	159-181	87.8
4.	Wil Lutz	142-164	86.6
5.	Jason Myers	144-167	86.2

- Boswell has connected on 51-of-54 field goal attempts (94.4%), including 17-of-19 (89.5%) between 40-49 yards since 2019.
- Boswell ranks first in field goal percentage (94.4%) among all NFL kickers with at least 50 field goal attempts since 2019.

FIELD GOAL PERCENTAGE LEADERS SINCE 2019 (MIN. 50 ATTEMPTS)

RANK	KICKER	FGM-FGA	FG%
1.	Chris Boswell	51-54	94.4
2.	Justin Tucker	54-58	93.1
3.	Younghoe Koo	62-67	92.5
4.	Harrison Butker	61-67	91.0
5.	Jason Myers	47-52	90.4

- Boswell's 88.2 field goal percent ranks first in Steelers history among kickers with at least 100 field goal attempts.

STEELERS ALL-TIME FIELD GOAL PERCENTAGE LEADERS (MIN. 100 ATTEMPTS)

RANK	KICKER, YEARS	FGM-FGA	FG%
1.	Chris Boswell, 2015-current	149-169	88.2
2.	Shaun Suisham, 2010-14	124-141	87.9
3.	Norm Johnson, 1995-98	105-127	82.7
4.	Jeff Reed, 2002-10	204-249	81.9
5.	Gary Anderson, 1982-94	309-395	78.2

- Boswell became the sixth player in team history with at least 100 field goals made in Week 2 of 2019.

STEELERS ALL-TIME FIELD GOALS MADE LEADERS

RANK	KICKER. YEARS	FGM
1.	Gary Anderson, 1982-94	309
2.	Jeff Reed, 2002-10	204
3.	Chris Boswell, 2015-current	149
	Roy Gerela, 1971-78	146
5.	Shaun Suisham, 2010-14	124

- Boswell has registered 24 career games with three or more field goals made.
- Boswell has made all 31 of his field-goal attempts in his regular-season career against the Bengals.
- Boswell has connected on four or more field goals in a single game 10 times in his career.

BOZ FROM 50-PLUS

- K **Chris Boswell** converted four field goals from 50 yards or further in 2017 – the most by a Steelers kicker in a single-season.
- Boswell has made 9-of-12 field goal attempts in his NFL career from 50 yards or further, including a 59-yard try in Week 9 of 2020 at AT&T Stadium against Dallas.
- Boswell's 59-yard field goal in Week 9 at Dallas in 2020 was the longest field goal in franchise history. The previous mark was 55 yards by both Kris Brown (10/14/01 at Kansas City) and Gary Anderson (11/25/84 vs. San Diego).
- Boswell's nine field goals made from 50-plus yards are the most in Steelers history (Gary Anderson and Jeff Reed shared the previous franchise record with eight).

RAY-RAY A GO-GO ON SPECIAL TEAMS

- WR **Ray-Ray McCloud** signed with the Steelers as a free agent on Aug. 21, 2020.
- McCloud played six games for the Carolina in 2019 where he returned eight kickoffs for 174 yards and 10 punts for 82 yards.
- As a rookie in 2018, McCloud played in 10 games with Buffalo and caught five passes for 36 yards.
- McCloud was originally drafted by the Bills in the sixth round of the 2018 NFL Draft out of Clemson, where he played for three seasons (2015-17) and was named second team All-American as a punt returner in '17.
- McCloud not only ranked fourth in the NFL in punt return average (10.3) but also ranked eighth in the League in kickoff return average (23.1).

NFL PUNT RETURN LEADERS IN 2020

RANK	PLAYER. TEAM	NO.-YDS	AVG.
1.	Gunner Olszewski, New England Patriots	20-346	17.3
2.	Hunter Renfro, Las Vegas Raiders	23-265	11.5
3.	Jakeem Grant, Miami Dolphins	29-330	11.4
4.	Ray-Ray McCloud, Pittsburgh Steelers	29-298	10.3
5.	Alex Erickson, Cincinnati Bengals	23-232	10.1
6.	Nyheim Hines, Indianapolis Colts	30-300	10.0
7.	Andre Roberts, Buffalo Bills	29-286	9.9
8.	Kalif Raymond, Tennessee Titans	23-208	9.0
9.	James Proche, Baltimore Ravens	23-198	8.6
10.	Nsimba Webster, Los Angeles Rams	25-185	7.4

NFL KICK RETURN LEADERS IN 2020

RANK	PLAYER. TEAM	NO.-YDS	AVG.
1.	Andre Roberts, Buffalo Bills	32-961	30.0
2.	Cordarrelle Patterson, Chicago Bears	35-1017	29.1
3.	Isaiah Rodgers, Indianapolis Colts	24-692	28.8
4.	Jamal Agnew, Detroit Lions	28-783	28.0
5.	Devin Duvernay, Baltimore Ravens	21-578	27.5
6.	Brandon Wilson, Cincinnati Bengals	24-629	26.2
7.	Tony Pollard, Dallas Cowboys	32-766	23.9
8.	Ray-Ray McCloud, Pittsburgh Steelers	28-646	23.1
9.	Dion Lewis, New York Giants	24-538	22.4
10.	Danny Johnson, Washington Football Team	26-573	22.0

STEELERS-RAIDERS SERIES HISTORY

- Sunday's game will mark the 30th overall and 24th regular-season meeting between the Steelers and Raiders.
- The Raiders own a three-game advantage in the overall series (16-13) and a three-game lead in the regular-season series (13-10).
- Pittsburgh will play host to the Raiders for the 14th time. The Steelers hold a three-game lead in the series when played in the Steel City (8-5).
- The Steelers captured the last meeting with the Raiders in Pittsburgh on Nov. 8, 2015 (38-35).
- Pittsburgh and Las Vegas have met eight times previously in the month of September, and the Raiders own a four-game lead in that series (6-2).

INSIDE THE SERIES

CATEGORY	RECORD
Series History	Started in 1970
Overall	Raiders lead, 16-13
In Pittsburgh	Steelers lead, 8-5
At L.A./Oakland/L.V.	Raiders lead, 11-5
Neutral	n/a
Overall Regular Season	Raiders lead, 13-10
In Pittsburgh	Steelers lead, 6-5
At L.A./Oakland/L.V.	Raiders lead, 8-4
Neutral	n/a
Streak	n/a
Last Regular-Season Game	L, 24-21 (Dec. 9, 2018 in Oakland)
Postseason Series	Tied, 3-3
In Pittsburgh	Steelers lead, 2-0
At L.A./Oakland/L.V.	Raiders lead, 3-1
Last Postseason Game	L, 38-10 (Jan. 1, 1984 in L.A.)

ALL-TIME SERIES RESULTS

Raiders lead, 16-13 (H: 8-5, A: 5-11, N: 0-0)

Date	Site	Week	Game #	Result
12/9/2018	A	14	13	L 21-24
11/8/2015	H	9	9	W 38-35
10/27/2013	A	8	7	L 18-21
9/23/2012	A	3	3	L 31-34
11/21/2010	H	11	10	W 35-3
12/6/2009	H	13	12	L 24-27
10/29/2006	A	8	7	L 13-20
9/12/2004	H	1	1	W 24-21
12/7/2003	H	14	13	W 27-7
9/15/2002	H	2	2	L 17-30
12/3/2000	H	14	13	W 21-20
12/10/1995	A	15	14	W 29-10
11/27/1994	A	13	12	W 21-3
9/23/1990	A	3	3	L 3-20
12/16/1984	A	16	16	W 13-7
1/1/1984	A	18	17	L 10-38
12/7/1981	A	14	14	L 27-30
10/20/1980	H	7	7	L 34-45
9/25/1977	H	2	2	L 7-16
12/26/1976	A	16	16	L 7-24
9/12/1976	A	1	1	L 28-31
1/4/1976	H	16	16	W 16-10
12/29/1974	A	16	16	W 24-13
9/29/1974	H	3	3	L 0-17
12/22/1973	A	15	15	L 14-33
11/11/1973	A	9	9	W 17-9
12/23/1972	H	15	15	W 13-7
9/17/1972	H	1	1	W 34-28
10/25/1970	A	6	6	L 14-31
indicates playoff game				

AMERICAN FOOTBALL CONFERENCE

EAST DIVISION

TEAM	W	L	T	PCT	PF	PA	NET PTS	HOME	AWAY	CONF	DIV	STREAK
Miami Dolphins	1	0	0	1.000	17	16	1	0-0-0	1-0-0	1-0-0	1-0-0	Won 1
New York Jets	0	1	0	.000	14	19	-5	0-0-0	0-1-0	0-0-0	0-0-0	Lost 1
New England Patriots	0	1	0	.000	16	17	-1	0-1-0	0-0-0	0-1-0	0-1-0	Lost 1
Buffalo Bills	0	1	0	.000	16	23	-7	0-1-0	0-0-0	0-1-0	0-0-0	Lost 1

NORTH DIVISION

TEAM	W	L	T	PCT	PF	PA	NET PTS	HOME	AWAY	CONF	DIV	STREAK
Pittsburgh Steelers	1	0	0	1.000	23	16	7	0-0-0	1-0-0	1-0-0	0-0-0	Won 1
Cincinnati Bengals	1	0	0	1.000	27	24	3	1-0-0	0-0-0	0-0-0	0-0-0	Won 1
Baltimore Ravens	0	1	0	.000	27	33	-6	0-0-0	0-1-0	0-1-0	0-0-0	Lost 1
Cleveland Browns	0	1	0	.000	29	33	-4	0-0-0	0-1-0	0-1-0	0-0-0	Lost 1

SOUTH DIVISION

TEAM	W	L	T	PCT	PF	PA	NET PTS	HOME	AWAY	CONF	DIV	STREAK
Houston Texans	1	0	0	1.000	37	21	16	1-0-0	0-0-0	1-0-0	1-0-0	Won 1
Tennessee Titans	0	1	0	.000	13	38	-25	0-1-0	0-0-0	0-0-0	0-0-0	Lost 1
Indianapolis Colts	0	1	0	.000	16	28	-12	0-1-0	0-0-0	0-0-0	0-0-0	Lost 1
Jacksonville Jaguars	0	1	0	.000	21	37	-16	0-0-0	0-1-0	0-1-0	0-1-0	Lost 1

WEST DIVISION

TEAM	W	L	T	PCT	PF	PA	NET PTS	HOME	AWAY	CONF	DIV	STREAK
Los Angeles Chargers	1	0	0	1.000	20	16	4	0-0-0	1-0-0	0-0-0	0-0-0	Won 1
Denver Broncos	1	0	0	1.000	27	13	14	0-0-0	1-0-0	0-0-0	0-0-0	Won 1
Las Vegas Raiders	1	0	0	1.000	33	27	6	1-0-0	0-0-0	1-0-0	0-0-0	Won 1
Kansas City Chiefs	1	0	0	1.000	33	29	4	1-0-0	0-0-0	1-0-0	0-0-0	Won 1

NATIONAL FOOTBALL CONFERENCE

EAST DIVISION

TEAM	W	L	T	PCT	PF	PA	NET PTS	HOME	AWAY	CONF	DIV	STREAK
Philadelphia Eagles	1	0	0	1.000	32	6	26	0-0-0	1-0-0	1-0-0	0-0-0	Won 1
New York Giants	0	1	0	.000	13	27	-14	0-1-0	0-0-0	0-0-0	0-0-0	Lost 1
Washington	0	1	0	.000	16	20	-4	0-1-0	0-0-0	0-0-0	0-0-0	Lost 1
Dallas Cowboys	0	1	0	.000	29	31	-2	0-0-0	0-1-0	0-1-0	0-0-0	Lost 1

NORTH DIVISION

TEAM	W	L	T	PCT	PF	PA	NET PTS	HOME	AWAY	CONF	DIV	STREAK
Green Bay Packers	0	1	0	.000	3	38	-35	0-0-0	0-1-0	0-1-0	0-0-0	Lost 1
Chicago Bears	0	1	0	.000	14	34	-20	0-0-0	0-1-0	0-1-0	0-0-0	Lost 1
Minnesota Vikings	0	1	0	.000	24	27	-3	0-0-0	0-1-0	0-0-0	0-0-0	Lost 1
Detroit Lions	0	1	0	.000	33	41	-8	0-1-0	0-0-0	0-1-0	0-0-0	Lost 1

SOUTH DIVISION

TEAM	W	L	T	PCT	PF	PA	NET PTS	HOME	AWAY	CONF	DIV	STREAK
Carolina Panthers	1	0	0	1.000	19	14	5	1-0-0	0-0-0	0-0-0	0-0-0	Won 1
Tampa Bay Buccaneers	1	0	0	1.000	31	29	2	1-0-0	0-0-0	1-0-0	0-0-0	Won 1
New Orleans Saints	1	0	0	1.000	38	3	35	1-0-0	0-0-0	1-0-0	0-0-0	Won 1
Atlanta Falcons	0	1	0	.000	6	32	-26	0-1-0	0-0-0	0-1-0	0-0-0	Lost 1

WEST DIVISION

TEAM	W	L	T	PCT	PF	PA	NET PTS	HOME	AWAY	CONF	DIV	STREAK
Seattle Seahawks	1	0	0	1.000	28	16	12	0-0-0	1-0-0	0-0-0	0-0-0	Won 1
Los Angeles Rams	1	0	0	1.000	34	14	20	1-0-0	0-0-0	1-0-0	0-0-0	Won 1
Arizona Cardinals	1	0	0	1.000	38	13	25	0-0-0	1-0-0	0-0-0	0-0-0	Won 1
San Francisco 49ers	1	0	0	1.000	41	33	8	0-0-0	1-0-0	1-0-0	0-0-0	Won 1

Steelers 2021 Regular Season Record When...			
Category	2021 Season W-L	Category	2021 Season W-L
Steelers at Heinz Field	0-0	In September	1-0
Steelers on the Road	1-0	In October	0-0
Steelers on Grass	0-0	In November	0-0
Steelers on Artificial Turf	1-0	In December	0-0
Steelers in Domes	0-0	In January	0-0
Steelers in Retractable Roof Stadiums	0-0		
Steelers Outdoors	0-0	On Sunday Night	0-0
Steelers Indoors	0-0	On Thursday Night	0-0
Heinz Field Roof Open	0-0	On Monday Night	0-0
Heinz Field Roof Closed	0-0	On Saturday	0-0
Steelers Score First	0-0	Day Games	1-0
Opponent Scores First	1-0	Kickoff at 12:00 EDT	0-0
Steelers Score on First Possession	0-0	Kickoff at 3:00/3:05/3:15/3:35 EDT	0-0
Steelers Score 20 or More Points	1-0	Night Games	0-0
Steelers Score 19 or Less Points	0-0		
Steelers Allow 20 or More	0-0	vs. AFC North Overall	0-0
Steelers Allow 19 or Less Points	1-0	vs. AFC North at Home	0-0
		vs. AFC North on the Road	0-0
Steelers Lead after 1st Quarter	0-0	vs. AFC	1-0
Steelers Trail after 1st Quarter	1-0	vs. AFC East	1-0
Score Tied after 1st Quarter	0-0	vs. AFC South	0-0
Steelers Lead at Halftime	0-0	vs. AFC West	0-0
Steelers Trail at Halftime	1-0		
Score Tied at Halftime	0-0	vs. NFC	0-0
Steelers Lead after 3rd Quarter	0-0	vs. NFC East	0-0
Steelers Trail after 3rd Quarter	1-0	vs. NFC South	0-0
Score Tied after 3rd Quarter	0-0	vs. NFC North	0-0
Game Goes to Overtime	0-0	vs. NFC West	0-0
Steelers Have + Turnover Ratio	1-0		
Steelers Have - Turnover Ratio	0-0		
Turnover Ratio Even	0-0		
Steelers Have 30:00+ Top	0-0		
Steelers Have Less than 30:00 Top	1-0		
Steelers Have 100-Yard Rusher	0-0		
Steelers Have 300 Net Passing Yards	0-0		
Steelers Have 1 100-Yard Receiver	0-0		
Steelers Have 2 100-Yard Receivers	0-0		
Steelers Win Coin Toss	1-0		
Steelers Lose Coin Toss	0-0		

NO.	NAME	POS	HT	WT	DOB	EXP	COLLEGE	HOMETOWN	HOW ACQ
27	Allen, Marcus	LB	6-2	215	8/7/1996	2	Penn State	Silver Spring, MD	D5a '18
94	Alualu, Tyson	DE	6-3	304	5/12/1987	11	California	Honolulu, HI	UFA '17
29	Ballage, Kelen	RB	6-2	231	12/22/1995	4	Arizona State	Falcon, CO	FA '20
9	Boswell, Chris	K	6-2	185	3/16/1991	7	Rice	Fort Worth, TX	FA '15
96	Buggs, Isaiah	DE	6-3	295	8/24/1996	3	Alabama	Ruston, LA	D6b '19
55	Bush, Devin	LB	5-11	234	7/18/1998	3	Michigan	Pembroke Pines, FL	D1 '19
11	Claypool, Chase	WR	6-4	238	7/7/1998	2	Notre Dame	Abbotsford, British Columbia, Canada	D2 '20
79	Coward, Rashad	OL	6-5	319	11/6/1994	2	Old Dominion	Brooklyn, NY	FA '21
73	Davis, Carlos	DT	6-2	320	8/22/1996	2	Nebraska	Blue Springs, MO	D7b '20
69	Dotson, Kevin	OL	6-4	321	9/18/1996	2	Louisiana	Plaquemine, LA	D4b '20
85	Ebron, Eric	TE	6-4	253	4/10/1993	8	North Carolina	Newark, NJ	UFA '20
34	Edmunds, Terrell	S	6-1	217	1/20/1997	4	Virginia Tech	Danville, VA	D1 '18
67	Finney, B.J.	C/G	6-4	318	10/26/1991	5	Kansas State	Wichita, KS	UFA '15
39	Fitzpatrick, Minkah	S	6-1	207	11/17/1996	4	Alabama	Old Bridge, NJ	TR '19 (MIA)
88	Freiermuth, Pat	TE	6-5	258	10/25/1998	R	Penn State	Merrimac, MA	D2 '21
81	Gentry, Zach	TE	6-8	265	9/10/1996	3	Michigan	Albuquerque, NM	D5 '19
54	Gilbert III, Ulysees	ILB	6-0	230	8/9/1997	3	Akron	Ocala, FL	D6c '19
53	Green, Kendrick	C	6-4	315	12/22/1998	R	Illinois	Peoria, IL	D3 '21
23	Haden, Joe	CB	5-11	195	4/14/1989	12	Florida	Fort Washington, MD	FA '17
71	Haeg, Joe	T	6-6	298	3/11/1993	6	North Dakota State	Lake Shore, MN	UFA '21
22	Harris, Najee	RB	6-1	232	4/19/1999	R	Alabama	Antioch, CA	D1 '21
6	Harvin III, Pressley	P	6-0	255	9/17/1998	R	Georgia Tech	Alcohol, SC	D7b '21
9	Haskins, Dwayne	QB	6-4	230	5/3/1997	3	Ohio State	Highland Park, NJ	FA '21
60	Hassenaue, J.C.	C	6-2	295	9/15/1995	2	Alabama	Woodbury, MN	FA '19
97	Heyward, Cameron	DT	6-5	295	5/6/1989	11	Ohio State	Pittsburgh, PA	D1 '11
56	Highsmith, Alex	LB	6-4	242	8/7/1997	2	Charlotte	Wilmington, NC	D3 '20
8	Ingram III, Melvin	LB	6-2	247	4/26/1989	9	South Carolina	Rockingham, NC	FA '21
45	Johnson, Buddy	LB	6-2	240	2/27/1999	R	Texas A&M	Dallas, TX	D4b '21
18	Johnson, Dontae	WR	5-10	183	7/5/1996	3	Toldeo	Ruskin, FL	D3a '19
40	Jones, Jamir	OLB	6-3	255	6/14/1998	1	Notre Dame	Rochester, NY	FA '21
28	Killebrew, Miles	S	6-2	222	5/10/1993	6	Southern Utah	Henderson, NV	D-4 '16
46	Kuntz, Christian	LS	6-1	228	4/13/1994	1	Duquesne	Pittsburgh, PA	D7a '21
31	Layne, Justin	CB	6-2	192	1/12/1998	3	Michigan State	Cleveland, OH	D3b '19
92	Loudermilk, Isiah	DE	6-7	240	10/10/1997	R	Wisconsin	Howard, IN	D5 '21
35	Maullet, Arthur	CB	5-10	190	7/13/1993	5	Memphis	New Orleans, LA	FA '21
14	McCloud, Ray-Ray	WR	5-9	190	10/15/1996	3	Clemson	Tampa, FL	FA '20
65	Moore Jr., Dan	OT	6-5	315	9/28/1998	R	Texas A&M	Beaufort, TX	D4a '21
16	Norwood, David	DB	6-0	194	4/19/1999	R	Oklahoma	Fort Smith, AR	D7a '21
76	Okorafor, Chukwuma	OL	6-6	320	8/8/1997	4	Western Michigan	Southfield, MI	D3b '18
42	Pierre, James	CB	6-2	185	9/16/1996	2	Florida Atlantic	Deerfield Beach, FL	UFA '20
7	Roethlisberger, Ben	QB	6-5	240	3/2/1982	18	Miami (OH)	Findlay, OH	D1 '04
2	Rudolph, Mason	QB	6-5	235	6/17/1995	3	Oklahoma State	Rock Hill, SC	D3a '18
93	Schobert, Joe	LB	6-1	240	11/6/1993	6	Wisconsin	Waukesha, Wis.	TR '21 (JAX)
19	Smith-Schuster, JuJu	WR	6-1	215	11/22/1996	5	USC	Long Beach, CA	D2 '17
24	Snell Jr., Benny	RB	5-10	224	2/26/1998	3	Kentucky	Columbus, OH	D4 '19
41	Spillane, Robert	LB	6-1	229	12/14/1995	3	Western Michigan	Oak Park, IL	FA '19
20	Sutton, Cameron	CB	5-11	188	2/27/1995	5	Tennessee	Jonesboro, GA	D3a '17
51	Turner, Trai	G	6-3	315	6/14/1993	8	Louisiana State	New Orleans, LA	FA '19
13	Washington, James	WR	5-11	213	4/2/1996	4	Oklahoma State	Stamford, TX	D2 '18
44	Watt, Derek	FB	6-2	234	11/7/1992	6	Wisconsin	Pewaukee, WI	UFA '20
90	Watt, T.J.	LB	6-4	252	10/11/1994	5	Wisconsin	Pewaukee, WI	D1 '17
25	Witherspoon, Ahkello	CB	6-2	195	3/21/1995	R	Colorado	Sacramento, CA	TR '21 (SEA)
95	Wormley, Chris	DL	6-5	300	10/25/1993	5	Michigan	Toledo, OH	TR '20 (BAL)

Injured Reserve (5)

72	Banner, Zach	OT	6-8	335	12/25/1993	5	USC	Lakewood, WA	FA '19
93	Christmas, Demarcus	DT	6-3	302	7/4/1995	1	Florida State	Sarasota, FL	FA '20
5	Dobbs, Joshua	QB	6-3	210	1/26/1995	4	Tennessee	Alpharetta, GA	D4 '17
26	McFarland Jr., Anthony	RB	5-8	193	3/4/1999	2	Maryland	Hyattsville, MD	D4a '20
91	Tuitt, Stephen	DE	6-6	303	5/23/1993	8	Notre Dame	Miami, FL	D2 '14

Practice Squad (16)

61	Archibong, Daniel	DL	6-6	307	9/12/1997	R	Temple	Springfield, Pa.	FA '21
33	Edmunds, Trey	RB	6-2	223	12/30/1994	3	Maryland	Danville, VA	UFA '18
17	Gilbert, Mark	CB	6-1	175	6/11/1997	R	Duke	Fayetteville, NC	UFA '21
74	Green, Chaz	T	6-5	318	4/8/1992	6	Florida	Tampa, FL	UFA '21
30	Joseph, Karl	S	5-10	200	9/8/1993	6	West Virginia	Orlando, Fla.	FA '21
77	Legue, John	T	6-7	310	4/17/1996	1	Tulane	Alexandria, LA	FA '20
99	Mondeaux, Henry	DE	6-4	280	9/19/1995	2	Oregon	Portland, OR	FA '19
64	Pridgeon, Malcolm	G	6-7	310	1/20/1995	R	Ohio State	Central Islip, N.Y.	CFA '19
87	Rader, Kevin	TE	6-4	250	4/26/1995	1	Youngstown State	Pittsburgh, PA	FA '19
38	Samuels, Jaylen	RB	6-0	225	7/20/1996	4	North Carolina State	Charlotte, NC	D5b '18
50	Scott, Delontae	LB	6-5	246	1/21/1997	1	SMU	Irving, Texas	FA '21
82	Sims, Steven	WR	5-10	176	3/31/1997	2	Kansas	Houston, TX	FA '21
37	Stiner, Donovan	S	6-2	210	2/11/1999	R	Florida	Houston, TX	UFA '21
48	Tuszka, Derrek	OLB	6-5	246	7/11/1996	2	North Dakota State	Warner, S.D.	D7b '20
80	Vaughns, Tyler	WR	6-2	184	6/1/1997	R	USC	Pasadena, CA	FA '21
15	White, Cody	WR	6-3	215	11/28/1998	1	Michigan State	Novi, MI	FA '20

Practice Squad Injured (1)

84	Bussey, Rico	WR	6-2	190	2/25/1998	R	Hawaii	Lawton, OK	UDFA '21
----	--------------	----	-----	-----	-----------	---	--------	------------	----------

Reserve/Retired (1)

98	Williams, Vince	LB	6-1	233	12/27/1989	9	Florida State	Davenport, FL	D6b '13
----	-----------------	----	-----	-----	------------	---	---------------	---------------	---------

COACHING STAFF

HEAD COACH: Mike Tomlin

ASSISTANTS: John Mitchell (Asst. Head Coach); Keith Butler (Defensive Coordinator); Matt Canada (Offensive Coordinator); Danny Smith (Special Teams Coordinator); Teryl Austin (Senior Defensive Assistant/Secondary); Grady Brown (Secondary); Karl Dunbar (Defensive Line); Eddie Faulkner (Running Backs); Ike Hillard (Wide Receivers); Adrian Klemm (Offensive Line); Denzel Martin (Assistant Outside Linebackers); Chris Morgan (Assistant Offensive Line); Jerry Olsavsky (Inside Linebackers); Alfredo Roberts (Tight Ends); Blaine Stewart (Assistant Wide Receivers); Mike Sullivan (Quarterbacks); Matt Tomsho (Quality Control); Garrett Gionmont (Senior Conditioning Coordinator); Marcel Pastoor (Head Strength & Conditioning Coach); Rodain Delus (Strength & Conditioning Assistant)

NO.	NAME	POS	HT	WT	DOB	EXP	COLLEGE	HOMETOWN	HOW ACQ
2	Rudolph, Mason	QB	6-5	235	6/17/1995	3	Oklahoma State	Rock Hill, SC	D3a '18
3	Haskins, Dwayne	QB	6-4	230	5/3/1997	3	Ohio State	Highland Park, NJ	FA '21
6	Harvin III, Pressley	P	6-0	255	6/1/1998	1	Georgia Tech	Atlanta, SC	OTB '21
7	Rothlisberger, Ben	QB	6-5	240	3/2/1992	18	Miami (OH)	Findlay, OH	D1 '04
8	Ingram III, Melvin	LB	6-2	247	4/26/1989	9	South Carolina	Rockingham, NC	FA '21
9	Boswell, Chris	K	6-2	185	3/16/1991	7	Rice	Fort Worth, TX	FA '15
11	Claypool, Chase	WR	6-4	238	7/7/1998	2	Notre Dame	Abbotsford, British Columbia, Canada	D2 '20
13	Washington, James	WR	5-11	213	4/2/1996	4	Oklahoma State	Stamford, TX	D2 '18
14	McCloud, Ray-Ray	WR	5-9	190	10/15/1996	3	Clemson	Tampa, FL	FA '20
18	Johnson, Diontae	WR	5-10	183	7/5/1996	3	Toldeo	Ruskin, FL	D3a '19
19	Smith-Schuster, JuJu	WR	6-1	215	11/22/1996	5	USC	Long Beach, CA	D2 '17
20	Stanton, Cameron	CB	5-11	188	2/27/1995	5	Tennessee	Jonesboro, GA	D3a '17
21	Norwood, Tre	DB	6-0	194	4/19/1999	R	Oklahoma	Fort Smith, AR	D7a '21
22	Harris, Najee	RB	6-1	232	4/19/1999	R	Alabama	Antioch, CA	D1 '21
23	Haden, Joe	CB	5-11	195	4/14/1989	12	Florida	Fort Washington, MD	FA '17
24	Snell Jr., Benny	RB	5-10	224	2/26/1999	3	Kentucky	Columbus, OH	DA '19
25	Witherspoon, Ahkello	CB	6-2	195	3/21/1995	R	Colorado	Sacramento, CA	TR '21 (SEA)
27	Allen, Marcus	LB	6-2	215	8/7/1996	2	Penn State	Silver Spring, MD	D5a '18
28	Killebrew, Miles	S	6-2	222	5/10/1993	6	Southern Utah	Henderson, NV	D-4 '16
29	Ballage, Kalen	RB	6-2	231	12/22/1995	4	Arizona State	Falcon, Colo.	D3b '19
31	Layne, Justin	CB	6-2	192	1/12/1998	3	Michigan State	Cleveland, OH	D3b '20
34	Edmunds, Terrell	S	6-1	217	1/20/1997	4	Virginia Tech	Danville, VA	D1 '18
35	Maullet, Arthur	CB	5-10	190	7/13/1993	5	Memphis	New Orleans, LA	FA '21
39	Fitzpatrick, Minkah	S	6-1	207	11/17/1996	4	Alabama	Old Bridge, NJ	TR '19 (MIA)
40	Jones, Jamir	OLB	6-3	255	6/14/1998	1	Notre Dame	Rochester, NY	FA '21
41	Spillane, Robert	LB	6-1	229	12/14/1995	3	Western Michigan	Oak Park, IL	FA '19
42	Pierre, James	CB	6-2	185	9/16/1996	2	Florida Atlantic	Deerfield Beach, FL	UDFA '20
44	Watt, Derek	FB	6-2	234	11/7/1992	6	Wisconsin	Pewaukee, WI	UFA '20
45	Johnson, Buddy	LB	6-2	240	2/27/1999	R	Texas A&M	Dallas, TX	D4b '21
46	Kuntz, Christian	LS	6-1	228	4/13/1994	1	Duquesne	Pittsburgh, PA	FA '20
51	Turner, Trai	G	6-3	315	6/14/1993	8	Louisiana State	New Orleans, LA	FA '21
53	Green, Kendrick	C	6-4	315	12/22/1998	R	Illinois	Peoria, IL	D3 '21
54	Gilbert III, Ulysees	ILB	6-0	230	8/9/1997	3	Akron	Ocala, FL	D6c '19
55	Bush, Devin	LB	5-11	234	7/18/1998	3	Michigan	Pembroke Pines, FL	D1 '19
56	Highsmith, Alex	LB	6-4	242	8/7/1997	2	Charlotte	Williamington, NC	D2 '20
60	Hassenaue, J.C.	C	6-2	295	9/15/1995	2	Alabama	Woodbury, MN	FA '19
65	Moore Jr., Dan	OT	6-5	315	9/28/1998	R	Texas A&M	Beaumont, TX	D4a '21
67	Finney, B.J.	C/G	6-4	318	10/26/1991	5	Kansas State	Wichita, KS	UDFA '15
69	Dotson, Kevin	OL	6-4	321	9/18/1996	2	Louisiana	Plaquemine, LA	D4b '20
71	Haeg, Joe	T	6-6	298	3/11/1993	6	North Dakota State	Lake Shore, MN	UFA '21
73	Davis, Carlos	DT	6-2	320	8/22/1996	2	Nebraska	Blue Springs, MO	D7 '20
76	Okorafor, Chukwuma	OL	6-6	320	8/8/1998	4	Western Michigan	Southfield, MI	D3b '18
79	Coward, Rashad	OL	6-5	319	1/6/1994	R	Old Dominion	Brooklyn, NY	FA '20
81	Gentry, Zach	TE	6-8	265	9/10/1996	3	Michigan	Albuquerque, NM	D5 '19
85	Ebron, Eric	TE	6-4	253	4/10/1993	8	North Carolina	Newark, NJ	UFA '20
88	Freiermuth, Pat	TE	6-5	258	10/25/1998	R	Penn State	Merrimac, MA	D2 '21
90	Watt, T.J.	LB	6-4	252	10/11/1994	5	Wisconsin	Pewaukee, WI	D1 '17
92	Loudermilk, Isiah	DE	6-7	240	10/10/1997	R	Wisconsin	Howard, KN	D5 '21
93	Schobert, Joe	LB	6-1	240	11/6/1993	6	Wisconsin	Waukesha, Wis.	TR '21 (JAX)
94	Alualu, Tyson	DE	6-3	304	5/12/1987	11	California	Honolulu, HI	UFA '17
95	Wormley, Chris	DL	6-5	300	10/25/1993	5	Michigan	Toledo, OH	TR '20 (BAL)
96	Buggs, Isaiah	DE	6-3	295	8/24/1996	3	Alabama	Ruston, LA	D6b '19
97	Heyward, Cameron	DT	6-5	295	5/6/1989	11	Ohio State	Pittsburgh, PA	D1 '11

Practice Squad (16)

15	White, Cody	WR	6-3	215	11/28/1998	1	Michigan State	Novi, MI	FA '20
17	Gilbert, Mark	CB	6-1	175	6/1/1997	R	Duke	Fayetteville, NC	UDFA '21
30	Joseph, Karl	S	5-10	200	9/8/1993	6	West Virginia	Orlando, Fla.	FA '21
33	Edmunds, Trey	RB	6-2	223	12/30/1994	3	Maryland	Danville, VA	UDFA '18
37	Stiner, Donovan	S	6-2	210	2/11/1999	R	Florida	Houston, TX	UDFA '21
38	Samuels, Jaylen	RB	6-0	225	7/20/1996	4	North Carolina State	Charlotte, NC	D5b '18
48	Tuskar, Derrek	OLB	6-5	246	7/11/1996	2	North Dakota State	Warner, S.D.	D7b '20
50	Scott, Delontae	LB	6-5	246	1/21/1997	1	SMU	Irvine, Texas	FA '21
61	Archibong, Daniel	DL	6-6	307	9/12/1997	R	Temple	Springfield, Pa.	FA '20
64	Pridgeon, Malcolm	G	6-7	310	1/20/1995	R	Ohio State	Central Islip, N.Y.	CFA '19
74	Green, Chaz	T	6-5	318	4/8/1992	6	Florida	Tampa, FL	UFA '21
77	Legue, John	T	6-7	310	4/17/1996	1	Tulane	Alexandria, LA	FA '20
80	Vaughns, Tyler	WR	6-2	184	6/1/1997	R	USC	Pasadena, CA	FA '21
82	Sims, Steven	WR	5-10	176	3/31/1997	2	Kansas	Houston, TX	FA '21
87	Rader, Kevin	TE	6-4	250	4/26/1995	1	Youngstown State	Pittsburgh, PA	FA '19
99	Mondeaux, Henry	DE	6-4	280	9/19/1995	2	Oregon	Portland, OR	FA '19

Injured Reserve (5)

5	Dobbs, Joshua	QB	6-3	210	1/26/1995	4	Tennessee	Alpharetta, GA	D4 '17
26	McFarland Jr., Anthony	RB	5-8	193	3/4/1999	2	Maryland	Hyattsville, MD	D4a '20
72	Banner, Zach	OT	6-8	335	12/25/1993	5	USC	Lakewood, WA	FA '19
91	Tuitt, Stephon	DE	6-6	303	5/23/1993	8	Notre Dame	Miami, FL	D2 '14
93	Christmas, Demarcus	DT	6-3	302	7/4/1995	1	Florida State	Sarasota, FL	FA '20

Practice Squad Injured (1)

84	Bussey, Rico	WR	6-2	190	2/25/1998	R	Hawaii	Lawton, OK	UDFA '21
----	--------------	----	-----	-----	-----------	---	--------	------------	----------

Reserve/Retired (1)

98	Williams, Vince	LB	6-1	233	12/27/1989	9	Florida State	Davenport, FL	D6b '13
----	-----------------	----	-----	-----	------------	---	---------------	---------------	---------

COACHING STAFF

HEAD COACH: Mike Tomlin									
ASSISTANTS: John Mitchell (Asst. Head Coach); Keith Butler (Defensive Coordinator); Matt Canada (Offensive Coordinator); Danny Smith (Special Teams Coordinator); Teryl Austin (Senior Defensive Assistant/Secondary); Grady Brown (Secondary); Karl Dunbar (Defensive Line); Eddie Faulkner (Running Backs); Ike Hillard (Wide Receivers); Adrian Klemm (Offensive Line); Denzel Martin (Assistant Outside Linebackers); Chris Morgan (Assistant Offensive Line); Jerry Olsavsky (Inside Linebackers); Alfredo Roberts (Tight Ends); Blaine Stewart (Assistant Wide Receivers); Mike Sullivan (Quarterbacks); Matt Tomsho (Quality Control); Garrett Gieumont (Senior Conditioning Coordinator); Marcel Pastoor (Head Strength & Conditioning Coach); Rodain Delus (Strength & Conditioning Assistant)									

QUARTERBACKS (3)

2 Mason Rudolph	QB	3 Dwayne Haskins	QB
7 Ben Roethlisberger	QB		

RUNNING BACKS (4)

22 Najee Harris	RB	24 Benny Snell Jr.	RB
29 Kalen Ballage	RB	44 Derek Watt	FB

WIDE RECEIVERS (5)

11 Chase Claypool	WR	13 James Washington	WR
14 Ray-Ray McCloud	WR	18 Diontae Johnson	WR
19 JuJu Smith-Schuster	WR		

TIGHT ENDS (3)

81 Zach Gentry	TE	85 Eric Ebron	TE
88 Pat Freiermuth	TE		

OFFENSIVE LINE (9)

51 Trai Turner	G	53 Kendrick Green	C
60 J.C. Hassenauer	C	65 Dan Moore Jr.	OT
67 B.J. Finney	C/G	69 Kevin Dotson	OL
71 Joe Haeg	T	76 Chukwuma Okorafor	OL
79 Rashaad Coward	OL		

LINEBACKERS (10)

8 Melvin Ingram III	LB	27 Marcus Allen	LB
40 Jamir Jones	OLB	41 Robert Spillane	LB
45 Buddy Johnson	LB	54 Ulysees Gilbert III	ILB
55 Devin Bush	LB	56 Alex Highsmith	LB
90 T.J. Watt	LB	93 Joe Schobert	LB

DEFENSIVE BACKS (10)

20 Cameron Sutton	CB	21 Tre Norwood	DB
23 Joe Haden	CB	25 Ahkello Witherspoon	CB
28 Miles Killebrew	S	31 Justin Layne	CB
34 Terrell Edmunds	S	35 Arthur Maulet	CB
39 Minkah Fitzpatrick	S	42 James Pierre	CB

DEFENSIVE LINE (6)

73 Carlos Davis	DT	92 Isaiahh Loudermilk	DE
94 Tyson Alualu	DE	95 Chris Wormley	DL
96 Isaiah Buggs	DE	97 Cameron Heyward	DT

SPECIALISTS (3)

6 Pressley Harvin III	P	9 Chris Boswell	K
46 Christian Kuntz	LS		

2021 PITTSBURGH STEELERS EXPERIENCE (AS OF SEPTEMBER 19, 2021)

NO	NAME	POS	HT	WT	DOB	AGE	EXP	COLLEGE	HOMETOWN	HOW ACQ	GP	GS	DPN	INA
EIGHTEENTH SEASON (1)														
7	Ben Roethlisberger	QB	6-5	240	03/02/82	39	18	Miami (OH)	Findlay, OH	D1 '04	1	1	0	0
TWELFTH SEASON (1)														
23	Joe Haden	CB	5-11	195	04/14/89	32	12	Florida	Fort Washington, MD	FA '17	1	1	0	0
ELEVENTH SEASON (2)														
97	Cameron Heyward	DT	6-5	295	05/06/89	32	11	Ohio State	Pittsburgh, PA	D1 '11	1	1	0	0
94	Tyson Alualu	DE	6-3	304	05/12/87	34	11	California	Honolulu, HI	UFA '17	1	1	0	0
NINTH SEASON (1)														
8	Melvin Ingram III	LB	6-2	247	04/26/89	32	9	South Carolina	Rockingham, NC	FA '21	1	0	0	0
EIGHTH SEASON (2)														
85	Eric Ebron	TE	6-4	253	04/10/93	28	8	North Carolina	Newark, NJ	UFA '20	1	1	0	0
51	Trai Turner	G	6-3	315	06/14/93	28	8	Louisiana State	New Orleans, LA	FA '21	1	1	0	0
SEVENTH SEASON (1)														
9	Chris Boswell	K	6-2	185	03/16/91	30	7	Rice	Fort Worth, TX	FA '15	1	0	0	0
SIXTH SEASON (4)														
44	Derek Watt	FB	6-2	234	11/07/92	28	6	Wisconsin	Pewaukee, WI	UFA '20	1	0	0	0
71	Joe Haeg	T	6-6	298	03/11/93	28	6	North Dakota State	Lake Shore, MN	UFA '21	1	0	0	0
93	Joe Schobert	LB	6-1	240	11/06/93	27	6	Wisconsin	Waukesha, Wis.	TR '21 (JAX)	1	1	0	0
28	Miles Killebrew	S	6-2	222	05/10/93	28	6	Southern Utah	Henderson, NV	D-4 '16	1	0	0	0
FIFTH SEASON (6)														
35	Arthur Maulet	CB	5-10	190	07/13/93	28	5	Memphis	New Orleans, LA	FA-21	1	0	0	0
67	B.J. Finney	C/G	6-4	318	10/26/91	29	5	Kansas State	Wichita, KS	UDFA '15	0	0	1	0
20	Cameron Sutton	CB	5-11	188	02/27/95	26	5	Tennessee	Jonesboro, GA	D3a '17	1	1	0	0
95	Chris Wormley	DL	6-5	300	10/25/93	27	5	Michigan	Toledo, OH	TR '20 (BAL)	1	0	0	0
19	JuJu Smith-Schuster	WR	6-1	215	11/22/96	24	5	USC	Long Beach, CA	D2 '17	1	1	0	0
90	T.J. Watt	LB	6-4	352	10/11/94	26	5	Wisconsin	Pewaukee, WI	D1 '17	1	1	0	0
FOURTH SEASON (5)														
76	Chukwuma Okorafor	OL	6-6	320	08/08/97	24	4	Western Michigan	Southfield, MI	D3b '18	1	1	0	0
13	James Washington	WR	5-11	213	04/02/96	25	4	Oklahoma State	Stamford, TX	D2 '18	1	0	0	0
29	Kalen Ballage	RB	6-2	231	12/22/95	25	4	Arizona State	Falcon, Colo.	FA '20	1	0	0	0
39	Minkah Fitzpatrick	S	6-1	207	11/17/96	24	4	Alabama	Old Bridge, NJ	TR '19 (MIA)	1	1	0	0
34	Terrell Edmunds	S	6-1	217	01/20/97	24	4	Virginia Tech	Danville, VA	D1 '18	1	1	0	0
THIRD SEASON (11)														
24	Benny Snell Jr.	RB	5-10	224	02/26/98	23	3	Kentucky	Columbus, OH	D4 '19	1	0	0	0
55	Devin Bush	LB	5-11	234	07/18/98	23	3	Michigan	Pembroke Pines, FL	D1 '19	1	1	0	0
18	Diontae Johnson	WR	5-10	183	07/05/96	25	3	Toldeo	Ruskin, FL	D3a '19	1	1	0	0
3	Dwayne Haskins	QB	6-4	230	05/03/97	24	3	Ohio State	Highland Park, NJ	FA '21	0	0	0	1
96	Isaiah Buggs	DE	6-3	295	08/24/96	25	3	Alabama	Ruston, LA	D6b '19	1	0	0	0
31	Justin Layne	CB	6-2	192	01/12/98	23	3	Michigan State	Cleveland, OH	D3b '19	1	0	0	0
2	Mason Rudolph	QB	6-5	235	06/17/95	26	3	Oklahoma State	Rock Hill, SC	D3a '18	0	0	1	0
14	Ray-Ray McCloud	WR	5-9	190	10/15/96	24	3	Clemson	Tampa, FL	FA '20	1	0	0	0
41	Robert Spillane	LB	6-1	229	12/14/95	25	3	Western Michigan	Oak Park, IL	FA '19	0	0	0	1
51	Ulysees Gilbert III	ILB	6-0	230	08/09/97	24	3	Akron	Ocala, FL	D6c '19	1	0	0	0
81	Zach Gentry	TE	6-8	265	09/10/96	25	3	Michigan	Albuquerque, NM	D5 '19	1	0	0	0
SECOND SEASON (8)														
56	Alex Highsmith	LB	6-4	242	08/07/97	24	2	Charlotte	Wilmington, NC	D3 '20	1	1	0	0
73	Carlos Davis	DT	6-2	320	08/22/96	25	2	Nebraska	Blue Springs, MO	D7 '20	1	0	0	0
11	Chase Claypool	WR	6-4	238	07/07/98	23	2	Notre Dame	Abbotsford, British Columbia, Canada	D2 '20	1	0	0	0
60	J.C. Hassenauer	C	6-2	295	09/15/95	25	2	Alabama	Woodbury, MN	FA '19	1	0	0	0
42	James Pierre	CB	6-2	185	09/16/96	24	2	Florida Atlantic	Deerfield Beach, FL	UDFA '20	1	0	0	0
69	Kevin Dotson	OL	6-4	321	09/18/96	24	2	Louisiana	Plaquemine, LA	D4b '20	1	1	0	0
27	Marcus Allen	LB	6-2	215	08/07/96	25	2	Penn State	Silver Spring, MD	D5a '18	1	0	0	0
79	Rashaad Coward	OL	6-5	319	11/06/94	26	2	Old Dominion	Brooklyn, NY	FA '21	0	0	0	1
FIRST SEASON (2)														
46	Christian Kuntz	LS	6-1	228	04/13/94	27	1	Duquesne	Pittsburgh, PA	FA '20	1	0	0	0
40	Jamir Jones	OLB	6-3	255	06/14/98	23	1	Notre Dame	Rochester, NY	FA '21	1	0	0	0
ROOKIE (9)														
25	Ahkello Witherspoon	CB	6-2	195	03/21/95	26	R	Colorado	Sacramento, CA	TR '21 (SEA)	0	0	0	0
45	Buddy Johnson	LB	6-2	240	02/27/99	22	R	Texas A&M	Dallas, TX	D4b '21	1	0	0	0
65	Dan Moore Jr.	OT	6-5	315	09/28/98	22	R	Texas A&M	Beaumont, TX	D4a '21	1	1	0	0
92	Isaiah Loudermilk	DE	6-7	240	10/10/97	23	R	Wisconsin	Howard, IN	D5 '21	0	0	0	1
53	Kendrick Green	C	6-4	315	12/22/98	22	R	Illinois	Peoria, IL	D3 '21	1	1	0	0
22	Najee Harris	RB	6-1	232	04/19/99	22	R	Alabama	Antioch, CA	D1 '21	1	1	0	0
88	Pat Freiermuth	TE	6-5	258	10/25/98	22	R	Penn State	Merrimac, MA	D2 '21	1	1	0	0
6	Pressley Harvin III	P	6-0	255	09/17/98	22	R	Georgia Tech	Alcolu, SC	D7b '21	1	0	0	0
21	Tre Norwood	DB	6-0	194	04/19/99	22	R	Oklahoma	Fort Smith, AR	D7a '21	1	1	0	0

YEAR	DRAFTED (29)	FREE AGENTS (15)	COLLEGE FREE AGENTS (2)	TRADES/WAIVERS (3)
2021	RB Najee Harris (1) TE Pat Freiermuth (2) C Kendrick Green (3) OT Dan Moore Jr. (4a) LB Buddy Johnson (4b) DE Isaiahh Loudermilk (5) DB Tre Norwood (7a) P Pressley Harvin III (7b)	RB Kalen Ballage (FA '20) OL Rashaad Coward (FA '21) T Joe Haeg (UFA '21) QB Dwayne Haskins (FA '21) LB Melvin Ingram III (FA '21) OLB Jamir Jones (FA '21) CB Arthur Maulet (FA-21) G Trai Turner (FA '21)		LB Joe Schobert (TR '21 JAX)
2020	WR Chase Claypool (2) LB Alex Highsmith (3) OL Kevin Dotson (4) DT Carlos Davis (7)	TE Eric Ebron (UFA' 20) LS Christian Kuntz (FA '20) WR Ray-Ray McCloud (FA '20) FB Derek Watt (UFA' 20)	CB James Pierre (UDFA' 20)	DL Chris Wormley (TR '20 BAL)
2019	LB Devin Bush (1) WR Dontae Johnson (3) CB Justin Layne (3) RB Benny Snell Jr. (4) TE Zach Gentry (5) DE Isaiah Buggs (6) ILB Ulysees Gilbert III (6)	C J.C. Hassenauer (FA '19) LB Robert Spillane (FA '19)		S Minkah Fitzpatrick (TR '19 MIA)
2018	S Terrell Edmunds (1) OL Chukwuma Okorafor (3) QB Mason Rudolph (3) LB Marcus Allen (5)			
2017	LB T.J. Watt (1) WR JuJu Smith-Schuster (2) CB Cameron Sutton (3)	DE Tyson Alualu (UFA '17)		
2016	S Miles Killebrew (4)			
2015			C/G B.J. Finney (UDFA '15)	
2011	DT Cameron Heyward (1)			
2004	QB Ben Roethlisberger (1)			

(As of September 14, 2021)

OFFENSE

WR	19 JuJu Smith-Schuster	14 Ray-Ray McCloud	
WR	18 Diontae Johnson	13 James Washington	
WR	11 Chase Claypool		
LT	65 <u>Dan Moore Jr.</u>	71 Joe Haeg	
LG	69 Kevin Dotson	79 Rashaad Coward	
C	53 <u>Kendrick Green</u>	60 J.C. Hassenauer	
RG	51 Trai Turner	67 B.J. Finney	
RT	76 Chukwuma Okorafor	71 Joe Haeg	
TE	85 Eric Ebron	-or- 88 <u>Pat Freiermuth</u>	81 Zach Gentry
QB	7 Ben Roethlisberger	2 Mason Rudolph	3 Dwayne Haskins
RB	22 <u>Najee Harris</u>	24 Benny Snell Jr.	29 Kalen Ballage
FB	44 Derek Watt		

DEFENSE

DT	97 Cameron Heyward	92 <u>Isaiah Loderemilk</u>	
DE	95 Chris Wormley	73 Carlos Davis	
NT	94 Tyson Alualu	96 Isaiah Buggs	
LOLB	90 T.J. Watt	8 Melvin Ingram III	40 Jamir Jones
LILB	55 Devin Bush	27 Marcus Allen	54 Ulysees Gilbert III
RILB	93 Joe Schobert	41 Robert Spillane	45 <u>Buddy Johnson</u>
ROLB	56 Alex Highsmith	8 Melvin Ingram III	40 Jamir Jones
LCB	23 Joe Haden	31 Justin Layne	25 Ahkello Witherspoon
RCB	20 Cameron Sutton	42 James Pierre	35 Arthur Maulet
SS	34 Terrell Edmunds	28 Miles Killebrew	
FS	39 Minkah Fitzpatrick	21 <u>Tre Norwood</u>	

SPECIALISTS

K	9 Chris Boswell		
H	6 <u>Pressley Harvin III</u>		
P	6 <u>Pressley Harvin III</u>		
LS	46 Christian Kuntz		
PR	14 Ray-Ray McCloud	18 Diontae Johnson	42 James Pierre
KR	14 Ray-Ray McCloud	24 Benny Snell Jr.	42 James Pierre

PRONUNCIATION GUIDE

Tyson Alualu AH-loo AH-loo	Arthur Maulet mah-LETT
Kalen Ballage bull-AHGE	Chukwuma Okorafor Chuck-WOO-muh oh-KOR-uh-for
Rashaad Coward ruh-SHADD	Ben Roethlisberger Roth-lis-ber-ger
Pat Freiermuth Friar-mooth	Joe Schobert SHOW-berT
Najee Harris NAH-gee	Robert Spillane Spuh-LANE
Miles Killebrew KILLA-brew	Ahkello Witherspoon uh-KELL-oh

DATE	POS.	PLAYER	TRANSACTION	POS.	PLAYER	TRANSACTION
Fri., Sep. 10	LB	T.J. Watt	Signed to five-year contract			
Fri., Sep. 3	CB	Ahkello Witherspoon	Acquired from Seattle for 2023 fifth-round draft pick	DE	Henry Mondeaux	Released
Wed., Sep. 1	WR	Rico Bussey	Signed Practice Squad	WR	Cody White	Signed Practice Squad
	RB	Trey Edmunds	Signed Practice Squad	RB	Jaylen Samuels	Signed Practice Squad
	OL	Chaz Green	Signed Practice Squad	OL	John Leglue	Signed Practice Squad
	TE	Kevin Rader	Signed Practice Squad	DB	Mark Gilbert	Signed Practice Squad
	DB	Donovan Stiner	Signed Practice Squad	WR	Steven Sims Sr.	Signed Practice Squad
	OL	Malcolm Pridgeon	Signed Practice Squad	LB	Derrek Tuszka	Signed Practice Squad
	DL	Daniel Archibong	Signed Practice Squad	S	Karl Joseph	Signed Practice Squad
	OL	Zach Banner	Reserve/Injured List	RB	Anthony McFarland Jr.	Reserve/Injured List
	DE	Stephon Tuitt	Reserve/Injured List	G	Rashaad Coward	Promoted to Active Roster
	OL	B.J. Finney	Promoted to Active Roster	DB	Arthur Maulet	Promoted to Active Roster
Tue., Aug. 31	WR	Rico Bussey	Released	WR	Cody White	Released
	RB	Trey Edmunds	Released	RB	Jaylen Samuels	Released
	G	Rashaad Coward	Released	OL	B.J. Finney	Released
	OL	Chaz Green	Released	OL	John Leglue	Released
	TE	Kevin Rader	Released	RUSH	Cassius Marsh	Released
	JACK	Quincy Roche	Released	LB	Jamar Watson	Released
	DB	Mark Gilbert	Released	DB	Arthur Maulet	Released
	DB	Donovan Stiner	Released	P	Jordan Berry	Released
	LS	Kameron Canaday	Released	QB	Joshua Dobbs	Reserve/Injured List
Sat., Aug. 28	TE	Marcus Baugh	Released	RB	Tony Brooks-James	Released
	CB	Shakur Brown	Released	DL	T.J. Carter	Released
	WR	Anthony Johnson	Released	CB	Lafayette Pitts	Released
	G	Malcolm Pridgeon	Released	WR	Mathew Sexton	Released
	S	Lamont Wade	Released			
Tue., Aug. 24	S	Antoine Brooks Jr.	Waived/Injured	LB	Calvin Bundance	Released
	RB	Pete Guerriero	Released	OL	Aviante Collins	Released
	WR	Tyler Simmons	Released			
Tue., Aug. 17	K	Sam Sloman	Released	DB	Stephen Denmark	Released
	DL	Abdullah Anderson	Released	OL	Brandon Walton	Released
	WR	Isaiah McKoy	Released			
Sat., Aug. 14	LB	Tegray Scales	Waived	LB	Joe Schobert	Acquired from Jacksonville for a 2022 sixth-round draft pick
Mon., Aug. 9	DL	Calvin Taylor	Waived/Injured	G	Malcolm Pridgeon	Signed
Sun., Aug. 8	RB	Pete Guerriero	Signed			
Fri., Aug. 6	DB	Lafayette Pitts	Signed			
Wed., Aug. 4	OT	Anthony Coyle	Waived/Injured	DB	DeMarkus Acy	Waived/Injured
Tue., Aug. 3	LB	Jarvis Miller	Released	RB	Tony Brooks-James	Signed
Fri., Jul. 30	TE	Dax Raymond	Waived/Injured	TE	Marcus Baugh	Signed
Thu., Jul. 22	LB	Calvin Bundance	Signed			
Wed., Jul. 21	LB	Vince Williams	Retired	C	Kendrick Green	Signed
Tue., Jul. 20	OT	Chaz Green	Signed to one-year contract	LB	Melvin Ingram III	Signed to one-year contract
Thu., Jul. 1	DT	Demarcus Christmas	Waived/Injured	K	Sam Sloman	Signed to one-year contract
Fri., Jun. 25	G	Trai Turner	Signed to one-year contract			
Thu., Jun. 24	G	David DeCastro	Released			
Tue., May. 25	TE	Pat Freiermuth	Signed	RB	Najee Harris	Signed
Tue., May. 18	LB	Buddy Johnson	Signed	OT	Dan Moore Jr.	Signed
Sat., May. 15	P	Pressley Harvin III	Signed	DB	Tre Norwood	Signed
	LB	Quincy Roche	Signed	DE	Isaiahh Loudermilk	Signed
Fri., May. 7	CB	Trevor Williams	Waived	S	John Battle	Waived
	S	Arthur Maulet	Signed to one-year contract			
Mon., May. 3	P	Corliss Waitman	Waived	TE	Charles Jones	Waived
	CB	DeMarkus Acy	Signed to one-year contract			
Sat., May. 1	LB	Calvin Bundance	Agreed to terms with undrafted rookie free agent	LB	Jamar Watson	Agreed to terms with undrafted rookie free agent
	CB	Mark Gilbert	Agreed to terms with undrafted rookie free agent	CB	Shakur Brown	Agreed to terms with undrafted rookie free agent
	S	Donovan Stiner	Agreed to terms with undrafted rookie free agent	S	Lamont Wade	Agreed to terms with undrafted rookie free agent
	WR	Isaiah McKoy	Agreed to terms with undrafted rookie free agent	WR	Rico Bussey	Agreed to terms with undrafted rookie free agent
	P	Pressley Harvin III	Drafted in the 7th round of the 2021 NFL Draft (254th overall)	S	Tre Norwood	Drafted in the 7th round of the 2021 NFL Draft (245th overall)
	LB	Quincy Roche	Drafted in the 6th round of the 2021 NFL Draft (216th overall)	DE	Isaiahh Loudermilk	Drafted in the 5th round of the 2021 NFL Draft (156th overall)

	LB	Buddy Johnson	Drafted in the 4th round of the 2021 NFL Draft (140th overall)	OT	Dan Moore Jr.	Drafted in the 4th round of the 2021 NFL Draft (128th overall)
Fri., Apr. 30	OL	Kendrick Green	Drafted in the 3rd round of the 2021 NFL Draft (87th overall)	TE	Pat Freiermuth	Drafted in the 2nd round of the 2021 NFL Draft (55th overall)
Thu., Apr. 29	QB	Mason Rudolph	Signed to one-year contract extension through 2022	RB	Najee Harris	Drafted in the 1st round of the 2021 NFL Draft (24th overall)
Mon., Apr. 19	QB	Joshua Dobbs	Signed to one-year contract			
Thu., Apr. 15	LB	Vince Williams	Signed to one-year contract			
Fri., Apr. 9	DE	T.J. Carter	Signed			
Wed., Apr. 7	LB	Jamir Jones	Signed			
Thu., Apr. 1	DL	Tyson Alualu	Signed to two-year contract			
Wed., Mar. 31	LB	Jarvis Miller	Signed	WR	Mathew Sexton	Signed
Tue., Mar. 30	OL	Rashaad Coward	Signed to one-year contract	RB	Kalen Ballage	Signed to one-year contract
Mon., Mar. 29	P	Jordan Berry	Signed to one-year contract			
Wed., Mar. 24	LB	Robert Spillane	Signed to one-year contract	OL	Joe Haeg	Signed to one-year contract
	DB	Miles Killebrew	Signed to one-year contract	LB	Cassius Marsh	Signed to one-year contract
Tue., Mar. 23	CB	Steven Nelson	Terminated contract			
Mon., Mar. 22	WR	Tyler Simmons	Signed to one-year contract	DE	Chris Wormley	Signed to two-year contract
Sat., Mar. 20	CB	Cameron Sutton	Signed to two-year contract			
Fri., Mar. 19	WR	JuJu Smith-Schuster	Signed to one-year contract			
Thu., Mar. 18	OL	Zach Banner	Signed to two-year contract			
Tue., Mar. 16	LB	Vince Williams	Terminated contract			
Fri., Mar. 12	OL	B.J. Finney	Signed to one-year contract			
Thu., Mar. 11	WR	Ray-Ray McCloud III	Signed to one-year contract			
Tue., Mar. 9	LB	Marcus Allen	Signed to one-year contract			
Mon., Mar. 8	OL	J.C. Hassenauer	Signed to one-year contract			
Fri., Feb. 12	C	Maurkice Pouncey	Retired			
Tue., Feb. 2	OT	Aviante Collins	Signed Reserve/Future contract			
Fri., Jan. 22	TE	Vance McDonald	Retired			
Thu., Jan. 21	DB	Stephen Denmark	Signed Reserve/Future contract	TE	Charles Jones	Signed Reserve/Future contract
	TE	Dax Raymond	Signed Reserve/Future contract	QB	Dwayne Haskins Jr.	Signed Reserve/Future contract
Fri., Jan. 15	RB	Trey Edmunds	Signed Reserve/Future contract	OT	Jarron Jones	Signed Reserve/Future contract
Thu., Jan. 14	LB	Tegray Scales	Signed Reserve/Future contract	DT	Demarcus Christmas	Signed Reserve/Future contract
	DE	Calvin Taylor	Signed Reserve/Future contract	P	Corliss Waitman	Signed Reserve/Future contract
	LS	Christian Kuntz	Signed Reserve/Future contract	OT	John Leglue	Signed Reserve/Future contract
	CB	Trevor Williams	Signed Reserve/Future contract	WR	Anthony Johnson	Signed Reserve/Future contract
	WR	Cody White	Signed Reserve/Future contract	TE	Kevin Rader	Signed Reserve/Future contract
	T	Anthony Coyle	Signed Reserve/Future contract	T	Brandon Walton	Signed Reserve/Future contract
	S	John Battle	Signed Reserve/Future contract			



MARCUS ALLEN

LINEBACKER

HEIGHT: 6-2

WEIGHT: 215

COLLEGE: Penn State

BORN: Aug. 7, 1996 (25)

BIRTHPLACE: Silver Spring, MD

HOW ACQUIRED: D5a '18

NFL EXPERIENCE: 2nd year

PRO CAREER

- ✦ Has played in 18 games (two starts) over his four-year NFL career (all with the Steelers)
- ✦ Has registered 26 tackles, 15 solo stops, two tackles for loss and two quarterback hits

2020 (STEELERS)

- ✦ Played in 14 regular-season games (two starts)
- ✦ Recorded 24 tackles (14 solo), two tackles for loss and two quarterback hits
- ✦ Registered six special teams' tackles (five solo)
- ✦ Recorded 21 of his 24 tackles over the last four games of the season (inactive in Week 16)
- ✦ Made eight tackles (five solo) and one tackle for loss in first career start (Week 14 at Buffalo)
- ✦ Registered six tackles and a quarterback hit in Week 15 at Cincinnati
- ✦ Recorded seven tackles (six solo) with a tackle for loss in Week 17 at Cleveland

2019 (STEELERS)

- ✦ Spent the first 14 weeks of the season on the Steelers' practice squad before being promoted to the active roster
- ✦ Saw action in one game (Week 17 at Baltimore)

2018 (STEELERS)

- ✦ Saw action in two games during the regular season
- ✦ Made his NFL debut in Week 13 vs. San Diego

TRANSACTIONS

- ✦ Signed a one-year contract with Pittsburgh on Mar. 9, 2021
- ✦ Promoted to the Steelers active roster from the practice squad on Dec. 20, 2019
- ✦ Added to the Pittsburgh practice squad on Sept. 1, 2019
- ✦ Waived by the Steelers on Aug. 31, 2019
- ✦ Drafted by Pittsburgh with the first of its two fifth-round selections (148th overall) in the 2018 NFL Draft
- ✦ Totaled 321 tackles at Penn State, ranking fifth in school history in career tackles and becoming the sixth player in program history to record at least 300 stops in a career
- ✦ Earned First-Team All-Big Ten accolades from the coaches and second-team honors from the media in 2017 after starting all 13 games and recording 72 tackles (46 solo) with one interception and forcing two fumbles
- ✦ Selected as a team captain in 2017
- ✦ Tabbed Third-Team All-Big Ten by the coaches and honorable mention by the media panel in 2016
- ✦ Named Big Ten Co-Defensive Player of the Week after a 22-tackle game vs. Minnesota in 2016
- ✦ Started all 14 games, notching 10 tackles or more in three games, en route to recording a career-best 110 tackles in 2016 to become the first safety to lead Penn State in tackles since 2002
- ✦ Honorable mention All-Big Ten by the coaches and media in 2015, finishing second on the defense with 81 tackles
- ✦ Started seven of 13 games played in 2014, tying for third on the squad with 58 tackles
- ✦ Graduated with a degree in broadcast journalism

PERSONAL

- ✦ Attended Dr. Henry Wise High School (Upper Marlboro, Md.)
- ✦ Posted 15 tackles and two fumble recoveries in three games as a senior before suffering an ankle injury
- ✦ Helped the Pumas advance to a perfect 14-0 record and the Maryland 4A State Championship as a junior, producing 70 tackles, three interceptions and 10 pass breakups
- ✦ Invited to participate in the Big 33 Classic and Maryland Crab Bowl following his senior year
- ✦ Son of Shawn and Latonya Allen
- ✦ Godson of Pro Football Hall of Fame running back Curtis Martin
- ✦ Full Name: Marcus Allen

MARCUS ALLEN'S NFL REGULAR SEASON DEFENSIVE STATISTICS

				TACKLES								INTERCEPTIONS				O. FUMB				ST				MISC			
DATE	TEAM	GP	GS	TK	S	A	TFL	YDS	SK	YDS	QBH	NO	YDS	LG	TD	PD	FF	FR	YDS	TK	S	A	FF	FR	S	A	
2018	Steelers	2	0	2	1	1	0	0	0.0	0.0	0	0	0	0	0	0	0	0	0	0	0	0	0	0	0	0	
2019	Steelers	1	0	0	0	0	0	0	0.0	0.0	0	0	0	0	0	0	0	0	0	0	0	0	0	0	0	0	
2020	Steelers	14	2	24	14	10	2	3	0.0	0.0	2	0	0	0	0	0	0	0	0	0	6	5	1	0	0	0	
2021	Steelers	1	0	0	0	0	0	0	0.0	0.0	0	0	0	0	0	0	0	0	0	0	0	0	0	0	0	0	
NFL TOTALS		18	2	26	15	11	2	3	0.0	0.0	2	0	0	0	0	0	0	0	0	0	6	5	1	0	0	0	0

MARCUS ALLEN'S NFL POSTSEASON DEFENSIVE STATISTICS

DATE	TEAM	GP	GS	TACKLES							INTERCEPTIONS					O. FUMB			ST				MISC	
				TK	S	A	TFL	YDS	SK	YDS	QBH	NO	YDS	LG	TD	PD	FF	FR	YDS	TK	S	A	FF	FR
2020	Steelers	1	0	0	0	0	0	0	0.0	0.0	0	0	0	0	0	0	0	0	0	0	0	0	0	0
NFL TOTALS		1	0	0	0	0	0	0	0.0	0.0	0	0	0	0	0	0	0	0	0	0	0	0	0	0

SINGLE-GAME HIGHS: DEFENSIVE

Total Tackles	8 at Buffalo Bills, Dec 13, 2020	Special Teams Tackles	2 vs. Houston Texans, Sep 27, 2020
	7 at Cleveland Browns, Jan 03, 2021		1 vs. Baltimore Ravens, Dec 02, 2020
Tackles For Loss	1 at Cleveland Browns, Jan 03, 2021		...2 more at 1.
	1 at Buffalo Bills, Dec 13, 2020		

2018 GAME-BY-GAME REGULAR-SEASON STATISTICS (STEELERS)

DATE	OPPONENT	P/S	TACKLES							INTERCEPTIONS					O. FUMB			ST			MISC			W/L/T	SCORE	
			TK	S	A	SK	YDS	TFL	YDS	QBH	NO	YDS	LG	TD	PD	FF	FR	YDS	TK	S	A	FF	FR			S
09/09	at Browns										INACTIVE														T	21-21
09/16	Chiefs										INACTIVE														L	37-42
09/24	at Buccaneers										INACTIVE														W	30-27
09/30	Ravens										INACTIVE														L	14-26
10/07	Falcons										INACTIVE														W	41-17
10/14	at Bengals										INACTIVE														W	28-21
10/28	Browns										INACTIVE														W	33-18
11/04	at Ravens										INACTIVE														W	23-16
11/08	Panthers										INACTIVE														W	52-21
11/18	at Jaguars										INACTIVE														W	20-16
11/25	at Broncos										INACTIVE														L	17-24
12/02	Chargers	P	1	0	1	0.0	0.0	0	0	0	0	0	0	0	0	0	0	0	0	0	0	0	0	0	L	30-33
12/09	at Raiders										INACTIVE														L	21-24
12/16	Patriots										INACTIVE														W	17-10
12/23	at Saints										INACTIVE														L	28-31
12/30	Bengals	P	1	1	0	0.0	0.0	0	0	0	0	0	0	0	0	0	0	0	0	0	0	0	0	0	W	16-13
2018 TOTALS		2-0	2	1	1	0.0	0.0	0	0	0	0	0	0	0	0	0	0	0	0	0	0	0	0	0	9-6-1	

2019 GAME-BY-GAME REGULAR-SEASON STATISTICS (STEELERS)

DATE	OPPONENT	P/S	TACKLES							INTERCEPTIONS					O. FUMB			ST			MISC					
			TK	S	A	SK	YDS	TFL	YDS	QBH	NO	YDS	LG	TD	PD	FF	FR	YDS	TK	S	A	FF	FR	S	A	W/L
09/08	at Patriots										DID NOT PLAY														L	3-33
09/15	Seahawks										DID NOT PLAY														L	26-28
09/22	at 49ers										DID NOT PLAY														L	20-24
09/30	Bengals										DID NOT PLAY														W	27-3
10/06	Ravens										DID NOT PLAY														L	23-26+
10/13	at Chargers										DID NOT PLAY														W	24-17
10/28	Dolphins										PRACTICE SQUAD														W	27-14
11/03	Colts										PRACTICE SQUAD														W	26-24
11/10	Rams										PRACTICE SQUAD														W	17-12
11/14	at Browns										PRACTICE SQUAD														L	7-21
11/24	at Bengals										PRACTICE SQUAD														W	16-10
12/01	Browns										NOT ON ROSTER														W	20-13
12/08	at Cardinals										NOT ON ROSTER														W	23-17
12/15	Bills										NOT ON ROSTER														L	10-17
12/22	at Jets										INACTIVE														L	10-16
12/29	at Ravens										NOT ON ROSTER														L	10-28
2019 TOTALS			0	0	0	0.0	0.0	0	0	0	0	0	0	0	0	0	0	0	0	0	0	0	0	0	8-8	
+ - Overtime																										

+ - Overtime

2020 GAME-BY-GAME REGULAR-SEASON STATISTICS (STEELERS)

DATE	OPPONENT	P/S	TACKLES							INTERCEPTIONS					O. FUMB			ST			MISC					
			TK	S	A	SK	YDS	TFL	YDS	QBH	NO	YDS	LG	TD	PD	FF	FR	YDS	TK	S	A	FF	FR	S	A	W/L
09/14	at Giants	P	0	0	0	0.0	0.0	0	0	0	0	0	0	0	0	0	0	0	0	0	0	0	0	0	W	26-16
09/20	Broncos	P	0	0	0	0.0	0.0	0	0	0	0	0	0	0	0	0	0	0	0	0	0	0	0	0	W	26-21
09/27	Texans	P	0	0	0	0.0	0.0	0	0	0	0	0	0	0	0	0	0	2	2	0	0	0	0	0	W	28-21
10/11	Eagles									INACTIVE									2	2	0	0	0	0	W	38-29
10/18	Browns	P	0	0	0	0.0	0.0	0	0	0	0	0	0	0	0	0	0	0	0	0	0	0	0	0	W	38-7
10/25	at Titans	P	0	0	0	0.0	0.0	0	0	0	0	0	0	0	0	0	0	1	1	0	0	0	0	0	W	27-24
11/01	at Ravens	P	0	0	0	0.0	0.0	0	0	0	0	0	0	0	0	0	0	1	1	0	0	0	0	0	W	28-24
11/08	at Cowboys	P	1	0	1	0.0	0.0	0	0	0	0	0	0	0	0	0	0	0	0	0	0	0	0	0	W	24-19
11/15	Bengals	P	1	0	1	0.0	0.0	0	0	0	0	0	0	0	0	0	0	1	1	0	0	0	0	0	W	36-10
11/22	at Jaguars	P	0	0	0	0.0	0.0	0	0	0	0	0	0	0	0	0	0	0	0	0	0	0	0	0	W	27-3
12/02	Ravens	P	1	1	0	0.0	0.0	0	0	0	0	0	0	0	0	0	0	1	0	1	0	0	0	0	W	19-14
12/07	Washington	P	0	0	0	0.0	0.0	0	0	1	0	0	0	0	0	0	0	0	0	0	0	0	0	0	L	17-23
12/13	at Bills	S	8	5	3	0.0	0.0	1	2	0	0	0	0	0	0	0	0	0	0	0	0	0	0	0	L	15-26
12/21	at Bengals	S	6	2	4	0.0	0.0	0	0	1	0	0	0	0	0	0	0	0	0	0	0	0	0	0	L	17-27
12/27	Colts									INACTIVE									0	0	0	0	0	0	W	28-24
01/03	at Browns	P	7	6	1	0.0	0.0	1	1	0	0	0	0	0	0	0	0	0	0	0	0	0	0	0	L	22-24
2020 TOTALS		14-2	24	14	10	0.0	0.0	2	3	2	0	0	0	0	0	0	0	6	5	1	0	0	0	0	12-4	

[illegible][illegible]



TYSON ALUALU
(AH-oo AH-oo)

DEFENSIVE END

HEIGHT: 6-3 BIRTHPLACE: Honolulu, HI
 WEIGHT: 304 HOW ACQUIRED: UFA '17
 COLLEGE: California NFL EXPERIENCE: 11th year
 BORN: May 12, 1987 (34)

PRO CAREER

- ✦ Has played in 173 games (110 starts) over his 12-year NFL career (Jaguars 2010-16; Steelers 2017-21)
- ✦ His 173 games played ranks fourth among active NFL defensive linemen (Domata Peko, 214; Calais Campbell, 199; Ndamukong Suh, 175)
- ✦ Only Suh has played in more games among players selected in the 2010 NFL Draft
- ✦ Registered 402 tackles, 253 solo stops, 67 quarterback hits, 45 tackles for loss, 24.5 sacks, 14 passes defended, four forced fumbles and three fumble recoveries

2021 (STEELERS)

- ✦ Played in one regular-season game (one start)
- Registered five tackles, (two solo) and one quarterback hit

2020 (STEELERS)

- ✦ Played in 15 regular-season games (10 starts)
- ✦ Registered 38 tackles, five quarterback hits, five passes defended, four tackles for loss, 2.0 sacks and one forced fumble
- ✦ Registered four tackles (three solo), two tackles for loss and one quarterback hit in Week 1 at N.Y. Giants
- ✦ Led the defensive line in tackles (five, three solo), took down QB Jeff Driskel for a 10-yard sack and added two quarterback hits, one pass defended and one tackle for loss
- ✦ Inactive in Week 9 at Dallas due to a knee injury
- ✦ Recorded four tackles (two solo) and strip-sacked QB Josh Allen in the second quarter in Week 14 at Buffalo

2019 (STEELERS)

- ✦ Saw action in 16 regular-season games (five starts)
- ✦ Registered 41 tackles (21 solo), 1.0 sack, two passes defended and one forced fumble
- ✦ His 41 tackles are the most he's recorded in a single season since joining the Steelers in 2017
- ✦ Sacked Cincinnati's Andy Dalton (-8 yards) with 1:56 left in the fourth quarter to end the game in Week 4
- ✦ Registered four tackles, two for loss, at Cleveland in Week 11
- ✦ Recorded four tackles (two solo), a forced fumble and a pass breakup in Week 15 vs. Buffalo

2018 (STEELERS)

- ✦ Saw action in 15 regular-season games (two starts)
- ✦ Recorded 22 tackles (12 solo)
- ✦ Inactive due to a shoulder injury in Week 2 vs. Kansas City
- ✦ Made his first start of the season and fifth with the Steelers at defensive end; recorded seven tackles (five solo) in Week 11 at Jacksonville

2017 (STEELERS)

- ✦ Saw action in all 16 regular-season games (five starts) and made his first career postseason appearance
- ✦ Set a single-season career high of 4.0 sacks
- ✦ Added 39 total tackles (25 solo) and one pass defended
- ✦ Recorded his first sack as a Steeler in Week 7 vs. Cincinnati, bringing down Andy Dalton for an 11-yard loss
- ✦ Tallied single-game career highs in tackles (eight) and sacks (2.0) in Week 17; first multi-sack game of his NFL career

2016 (JAGUARS)

- ✦ Played in 14 regular-season games (10 starts)
- ✦ Inactive in both Week 1 vs. Green Bay and Week 2 at San Diego
- ✦ Registered 36 tackles, six tackles for loss, 2.5 sacks and one forced fumble

2015 (JAGUARS)

- ✦ Played in all 16 regular-season games for the sixth consecutive season (13 starts)
- ✦ Notched 26 tackles, 2.0 sacks, a single-season career-high two pass breakups and recovered the third fumble of his career
- ✦ Recorded a three-yard reception, the first of his career, for a first down in Week 2 at Miami
- ✦ Registered his second sack of the season and caught his second career pass, a 16-yard reception in Week 12 at Tennessee
- ✦ Blocked a fourth-quarter field goal attempt, his first career block, in Week 16 at New Orleans

2014 (JAGUARS)

- ✦ Played in all 16 regular-season games
- ✦ Totaled 30 tackles and 2.0 sacks
- ✦ Registered a season-high seven tackles in Week 2 at Washington

2013 (JAGUARS)

- ✦ Started all 16 regular-season games for the fourth consecutive season
- ✦ Recorded 44 tackles, 1.5 sacks, eight QB pressures and one pass breakup
- ✦ Registered a season-high six tackles on two occasions (Week 7 vs. San Diego and Week 15 vs. Buffalo)
- ✦ Sacked Andrew Luck for a 10-yard loss, his first full sack of the season, in Week 4 vs. Indianapolis

2012 (JAGUARS)

- Started all regular-season games
- Recorded a single-season career-high 45 tackles
- Matched single-season career-highs in sacks (3.5) and fumble recoveries (one)

2011 (JAGUARS)

- Started all 16 regular-season games
- Tallied 40 tackles, 2.5 sacks, one pass breakup, one forced fumble and one fumble recovery
- Set a season-high four tackles on four separate occasions (Week 2 at N.Y. Jets, Week 8 at Houston, Week 12 vs. Houston)
- Sacked Ben Roethlisberger for a 3-yard loss in Week 6 vs. Pittsburgh

2010 (JAGUARS)

- Started all 16 regular-season games in his rookie season
- Second rookie defensive lineman in franchise history to start every game in his first season
- Set a single-season career-high with 3.5 sacks, which were also the second-most on the team
- Started in his NFL debut vs. Denver and registered his first career sack, taking down Kyle Orton

TRANSACTIONS

- Signed a two-year contract with Pittsburgh as an unrestricted free agent on March 27, 2021
- Signed a two-year contract extension with the Steelers as an unrestricted free agent on Feb. 22, 2019
- Signed a two-year contract with Pittsburgh as an unrestricted free agent on March 21, 2017
- Signed a two-year contract extension with Jacksonville on March 7, 2015
- Signed a five-year contract with the Jaguars on Aug. 2, 2010
- Drafted by Jacksonville in the first round (10th overall) of the 2010 NFL Draft

COLLEGE

- Was a four-year letterman at California (2006-09)
- Played in 52 games (40 starts)
- Never missed a game and started 39 consecutive games to complete his career
- Career totals included 195 tackles, 26.0 tackles for loss, 16.0 sacks, seven pass breakups, four forced fumbles and four fumble recoveries
- Three-time winner of the Brick Muller Award as team's most valuable defensive lineman (2007-09)
- Named All-Pac-10 First-Team by the coaches and media in back-to-back years (2008-09)
- Graduated with a degree in ethnic studies

PERSONAL

- Attended St. Louis High School (Honolulu, Hawaii)
- Two-time all-state selection by the *Honolulu Star Bulletin*
- As a senior, he was named the Interscholastic Hawaiian League Defensive Player of the Year and earned a spot on Prep Star's All-Far West Region team
- Son of Ta'avao and Levaa'i Alualu
- One of nine children
- He and his wife Desire have four sons, Tyree, Tydes, Tyten and Tyson-Jaxx and two daughters, Dereon and Deonne Skye
- Full name: Tyson Asi Alualu (AH-loo AH-loo)

REGULAR SEASON COMPARISON: DEFENSIVE - LAS VEGAS RAIDERS

DATE	OPP	TACKLES										MISC				
		W/L	GP/GS	TOT	SOLO	ASST	SACK	YDS.	INT	TFL	PD	QBH	TD	FF	FR	FR
12/12/10	JAX vs. OAK	W	S	1	1	0	0.0	0.0	0	0	0	0	0	0	0	0
10/21/12	JAX @ OAK	L	S	1	1	0	0.0	0.0	0	0	0	0	0	0	0	0
9/15/13	JAX @ OAK	L	S	3	2	1	0.5	2.5	0	0	0	0	0	0	0	0
10/23/16	JAX vs. OAK	L	P	2	2	0	0.0	0.0	0	0	0	0	0	0	0	0
12/9/18	PIT @ OAK	L	P	1	1	0	0.0	0.0	0	0	0	1	0	0	0	0
TOTALS		1/4	5/3	8	7	1	0.5	2.5	0	0	0	1	0	0	0	0

TYSON ALUALU'S NFL REGULAR SEASON DEFENSIVE STATISTICS

TACKLES										INTERCEPTIONS					O. FUMB				ST				MISC			
DATE	TEAM	GP	GS	TK	S	A	TFL	YDS	SK	YDS	QBH	NO	YDS	LG	TD	PD	FF	FR	YDS	TK	S	A	FF	FR	S	A
2010	Jaguars	16	16	38	29	9	7	0	3.5	24.5	9	0	0	0	0	1	0	0	0	0	0	0	0	0	0	0
2011	Jaguars	16	16	40	21	19	3	0	2.5	8.5	8	0	0	0	0	1	1	1	7	0	0	0	0	0	0	0
2012	Jaguars	16	16	45	34	11	3	0	3.5	21.5	4	0	0	0	0	1	0	1	0	0	0	0	0	0	0	0
2013	Jaguars	16	16	42	33	9	3	12	1.5	12.5	9	0	0	0	0	1	0	0	0	0	0	0	0	0	0	0
2014	Jaguars	16	0	30	13	17	2	3	2.0	3.0	5	0	0	0	0	0	0	0	0	0	0	0	0	0	0	0
2015	Jaguars	16	13	26	18	8	6	27	2.0	17.0	10	0	0	0	0	2	0	1	0	0	0	0	0	0	0	0
2016	Jaguars	14	10	36	28	8	6	31	2.5	14.0	6	0	0	0	0	0	1	0	0	1	1	0	0	0	0	0
2017	Steelers	16	5	39	25	14	6	27	4.0	27.0	6	0	0	0	0	1	0	0	0	0	0	0	0	0	0	0
2018	Steelers	15	2	22	12	10	1	1	0.0	0.0	1	0	0	0	0	0	0	0	0	0	0	0	0	0	0	0
2019	Steelers	16	5	41	21	20	4	15	1.0	8.0	3	0	0	0	0	2	1	0	0	0	0	0	0	0	0	0
2020	Steelers	15	10	38	17	21	4	16	2.0	18.0	5	0	0	0	0	5	1	0	0	0	0	0	0	0	0	0
2021	Steelers	1	1	5	2	3	0	0	0.0	0.0	1	0	0	0	0	0	0	0	0	0	0	0	0	0	0	0
NFL TOTALS		173	110	402	253	149	45	132	24.5	154.0	67	0	0	0	0	14	4	3	7	1	1	0	0	0	0	0

[illegible]

Total Tackles	8 vs. Cleveland Browns, Dec 31, 2017 7 at Jacksonville Jaguars, Nov 18, 2018 ...1 more at 7.	Fumble Recoveries	1 at Baltimore Ravens, Nov 15, 2015 1 at Miami Dolphins, Dec 16, 2012 ...1 more at 1.
Sacks	2.0 vs. Cleveland Browns, Dec 31, 2017 1.0 at Buffalo Bills, Dec 13, 2020 ...19 more at 1.0.	Tackles For Loss	4 vs. Cleveland Browns, Dec 31, 2017 2 at New York Giants, Sep 14, 2020 ...3 more at 2.
Passes Defensed	1 at Cleveland Browns, Jan 03, 2021 1 at Jacksonville Jaguars, Nov 22, 2020 ...12 more at 1.	Special Teams Tackles	1 vs. Baltimore Ravens, Sep 25, 2016
Forced Fumbles	1 at Buffalo Bills, Dec 13, 2020 1 vs. Buffalo Bills, Dec 15, 2019 ...2 more at 1.		

Total Tackles	3 vs. Cleveland Browns, Jan 10, 2021 1 vs. Jacksonville Jaguars, Jan 14, 2018
----------------------	--

Rush Attempts	1 vs. Buffalo Bills, Oct 25, 2015	Kickoff Returns	1 at Baltimore Ravens, Dec 14, 2014
Receptions	1 at Tennessee Titans, Dec 06, 2015	Kickoff Return Yards	12 at Baltimore Ravens, Dec 14, 2014
	1 vs. Miami Dolphins, Sep 20, 2015	Longest Kickoff Return	12 at Baltimore Ravens, Dec 14, 2014
Receiving Yards	16 at Tennessee Titans, Dec 06, 2015	Special Teams Tackles	1 vs. Baltimore Ravens, Sep 25, 2016
	3 vs. Miami Dolphins, Sep 20, 2015		
Longest Receptions	16 at Tennessee Titans, Dec 06, 2015		
	3 vs. Miami Dolphins, Sep 20, 2015		
All-Purpose Yards	16 at Tennessee Titans, Dec 06, 2015		
	12 at Baltimore Ravens, Dec 14, 2014		

[illegible]

2011 GAME-BY-GAME REGULAR-SEASON STATISTICS (JAGUARS)

DATE	OPPONENT	P/S	TACKLES								INTERCEPTIONS				O. FUMB			ST				MISC		W/L	SCORE	
			TK	S	A	SK	YDS	TFL	YDS	QBH	NO	YDS	LG	TD	PD	FF	FR	YDS	TK	S	A	FF	FR			S
09/11	Titans	S	2	1	1	0.0	0.0	0	0	0	0	0	0	0	1	0	0	0	0	0	0	0	0	0	W	16-14
09/18	at Jets	S	4	4	0	0.0	0.0	0	0	1	0	0	0	0	0	0	0	0	0	0	0	0	0	0	L	3-32
09/25	at Panthers	S	3	1	2	0.0	0.0	1	0	0	0	0	0	0	0	0	0	0	0	0	0	0	0	0	L	10-16
10/02	Saints	S	2	2	0	0.0	0.0	0	0	0	0	0	0	0	0	0	0	0	0	0	0	0	0	0	L	10-23
10/09	Bengals	S	4	0	4	0.0	0.0	0	0	1	0	0	0	0	0	0	0	0	0	0	0	0	0	0	L	20-30
10/16	at Steelers	S	3	3	0	1.0	3.0	1	0	1	0	0	0	0	0	0	0	0	0	0	0	0	0	0	L	13-17
10/24	Ravens	S	0	0	0	0.0	0.0	0	0	0	0	0	0	0	0	0	0	0	0	0	0	0	0	0	W	12-7
10/30	at Texans	S	4	4	0	0.0	0.0	0	0	1	0	0	0	0	0	0	0	0	0	0	0	0	0	0	L	14-24
11/13	at Colts	S	3	0	3	0.0	0.0	0	0	0	0	0	0	0	0	1	7	0	0	0	0	0	0	0	W	17-3
11/20	at Browns	S	3	1	2	0.5	3.5	0	0	1	0	0	0	0	0	0	0	0	0	0	0	0	0	0	L	10-14
11/27	Texans	S	4	1	3	0.0	0.0	0	0	0	0	0	0	0	0	0	0	0	0	0	0	0	0	0	L	13-20
12/05	Chargers	S	2	2	0	0.0	0.0	0	0	2	0	0	0	0	0	0	0	0	0	0	0	0	0	0	L	14-38
12/11	Buccaneers	S	3	2	1	1.0	2.0	1	0	1	0	0	0	0	0	1	0	0	0	0	0	0	0	0	W	41-14
12/15	at Falcons	S	2	0	2	0.0	0.0	0	0	0	0	0	0	0	0	0	0	0	0	0	0	0	0	0	L	14-41
12/24	at Titans	S	0	0	0	0.0	0.0	0	0	0	0	0	0	0	0	0	0	0	0	0	0	0	0	0	L	17-23
01/01	Colts	S	1	0	1	0.0	0.0	0	0	0	0	0	0	0	0	0	0	0	0	0	0	0	0	0	W	19-13
2011 TOTALS		16-16	40	21	19	2.5	8.5	3	0	8	0	0	0	0	1	1	1	7	0	0	0	0	0	0	5-11	

2012 GAME-BY-GAME REGULAR-SEASON STATISTICS (JAGUARS)

DATE	OPPONENT	P/S	TACKLES								INTERCEPTIONS				O. FUMB			ST				MISC		W/L	SCORE
			TK	S	A	SK	YDS	TFL	YDS	QBH	NO	YDS	LG	TD	PD	FF	FR	YDS	TK	S	A	FF	FR		
09/09	at Vikings	S	4	3	1	1.0	0.0	0	0	1	0	0	0	0	0	0	0	0	0	0	0	0	0	L	23-26
09/16	Texans	S	6	6	0	0.0	0.0	1	0	0	0	0	0	0	0	0	0	0	0	0	0	0	0	L	7-27
09/23	at Colts	S	2	1	1	0.0	0.0	0	0	0	0	0	0	0	0	0	0	0	0	0	0	0	0	W	22-17
09/30	Bengals	S	3	1	2	0.0	0.0	0	0	0	0	0	0	0	0	0	0	0	0	0	0	0	0	L	10-27
10/07	Bears	S	2	2	0	0.0	0.0	0	0	0	0	0	0	0	0	0	0	0	0	0	0	0	0	L	3-41
10/21	at Raiders	S	1	1	0	0.0	0.0	0	0	0	0	0	0	0	0	0	0	0	0	0	0	0	0	L	23-26+
10/28	at Packers	S	1	1	0	0.0	0.0	0	0	0	0	0	0	0	0	0	0	0	0	0	0	0	0	L	15-24
11/04	Lions	S	3	3	0	0.0	0.0	0	0	0	0	0	0	0	0	0	0	0	0	0	0	0	0	L	14-31
11/08	Colts	S	5	5	0	1.0	6.0	1	0	1	0	0	0	1	0	0	0	0	0	0	0	0	0	L	10-27
11/18	at Texans	S	2	2	0	0.0	0.0	0	0	1	0	0	0	0	0	0	0	0	0	0	0	0	0	L	37-43+
11/25	Titans	S	1	1	0	0.0	0.0	0	0	0	0	0	0	0	0	0	0	0	0	0	0	0	0	W	24-19
12/02	at Bills	S	6	1	5	0.0	0.0	0	0	0	0	0	0	0	0	0	0	0	0	0	0	0	0	L	18-34
12/09	Jets	S	3	3	0	0.0	0.0	0	0	0	0	0	0	0	0	0	0	0	0	0	0	0	0	L	10-17
12/16	at Dolphins	S	2	1	1	0.5	5.5	0	0	0	0	0	0	0	1	0	0	0	0	0	0	0	0	L	3-24
12/23	Patriots	S	2	2	0	1.0	10.0	1	0	1	0	0	0	0	0	0	0	0	0	0	0	0	0	L	16-23
12/30	at Titans	S	2	1	1	0.0	0.0	0	0	0	0	0	0	0	0	0	0	0	0	0	0	0	0	L	20-38
2012 TOTALS			16-16	45	34	11	3.5	21.5	3	0	4	0	0	0	0	1	0	1	0	0	0	0	0	2-14	

+ - Overtime

2013 GAME-BY-GAME REGULAR-SEASON STATISTICS (JAGUARS)

DATE	OPPONENT	P/S	TACKLES								INTERCEPTIONS				O. FUMB			ST				MISC		W/L	SCORE	
			TK	S	A	SK	YDS	TFL	YDS	QBH	NO	YDS	LG	TD	PD	FF	FR	YDS	TK	S	A	FF	FR			S
09/08	Chiefs	S	0	0	0	0.0	0.0	0	0	0	0	0	0	0	0	0	0	0	0	0	0	0	0	0	L	2-28
09/15	at Raiders	S	3	2	1	0.5	2.5	0	0	0	0	0	0	0	0	0	0	0	0	0	0	0	0	0	L	9-19
09/22	at Seahawks	S	5	2	3	0.0	0.0	0	0	0	0	0	0	0	0	0	0	0	0	0	0	0	0	0	L	17-45
09/29	Colts	S	1	1	0	1.0	10.0	1	10	2	0	0	0	0	0	0	0	0	0	0	0	0	0	0	L	3-37
10/06	at Rams	S	3	3	0	0.0	0.0	0	0	0	0	0	0	0	0	0	0	0	0	0	0	0	0	0	L	20-34
10/13	at Broncos	S	1	1	0	0.0	0.0	0	0	1	0	0	0	0	0	0	0	0	0	0	0	0	0	0	L	19-35
10/20	Chargers	S	6	6	0	0.0	0.0	0	0	0	0	0	0	0	0	0	0	0	0	0	0	0	0	0	L	6-24
10/27	49ers	S	3	3	0	0.0	0.0	0	0	0	0	0	0	1	0	0	0	0	0	0	0	0	0	0	L	10-42
11/10	at Titans	S	3	2	1	0.0	0.0	0	0	0	0	0	0	0	0	0	0	0	0	0	0	0	0	0	W	29-27
11/17	Cardinals	S	1	1	0	0.0	0.0	0	0	0	0	0	0	0	0	0	0	0	0	0	0	0	0	0	L	14-27
11/24	at Texans	S	3	3	0	0.0	0.0	0	0	1	0	0	0	0	0	0	0	0	0	0	0	0	0	0	W	13-6
12/01	at Browns	S	1	1	0	0.0	0.0	1	1	1	0	0	0	0	0	0	0	0	0	0	0	0	0	0	W	32-28
12/05	Texans	S	3	3	0	0.0	0.0	0	0	2	0	0	0	0	0	0	0	0	0	0	0	0	0	0	W	27-20
12/15	Bills	S	6	4	2	0.0	0.0	1	1	1	0	0	0	0	0	0	0	0	0	0	0	0	0	0	L	20-27
12/22	Titans	S	1	1	0	0.0	0.0	0	0	1	0	0	0	0	0	0	0	0	0	0	0	0	0	0	L	16-20
12/29	at Colts	S	2	0	2	0.0	0.0	0	0	0	0	0	0	0	0	0	0	0	0	0	0	0	0	0	L	10-30
2013 TOTALS			16-16	42	33	9	1.5	12.5	3	12	9	0	0	0	0	1	0	0	0	0	0	0	0	0	4-12	

2014 GAME-BY-GAME REGULAR-SEASON STATISTICS (JAGUARS)

DATE	OPPONENT	P/S	TACKLES								INTERCEPTIONS				O. FUMB			ST				MISC		W/L	SCORE	
			TK	S	A	SK	YDS	TFL	YDS	QBH	NO	YDS	LG	TD	PD	FF	FR	YDS	TK	S	A	FF	FR			S
09/07	at Eagles	P	1	1	0	0.0	0.0	0	0	0	0	0	0	0	0	0	0	0	0	0	0	0	0	0	L	17-34
09/14	at Washington	P	7	3	4	0.0	0.0	0	0	0	0	0	0	0	0	0	0	0	0	0	0	0	0	0	L	10-41
09/21	Colts	P	1	1	0	0.0	0.0	0	0	0	0	0	0	0	0	0	0	0	0	0	0	0	0	0	L	17-44
09/28	at Chargers	P	0	0	0	0.0	0.0	0	0	1	0	0	0	0	0	0	0	0	0	0	0	0	0	0	L	14-33
10/05	Steelers	P	2	0	2	0.0	0.0	0	0	0	0	0	0	0	0	0	0	0	0	0	0	0	0	0	L	9-17
10/12	at Titans	P	0	0	0	0.0	0.0	0	0	0	0	0	0	0	0	0	0	0	0	0	0	0	0	0	L	14-16
10/19	Browns	P	0	0	0	0.0	0.0	0	0	0	0	0	0	0	0	0	0	0	0	0	0	0	0	0	W	24-6
10/26	Dolphins	P	3	2	1	0.0	0.0	0	0	1	0	0	0	0	0	0	0	0	0	0	0	0	0	0	L	13-27
11/02	at Bengals	P	4	0	4	0.0	0.0	0	0	0	0	0	0	0	0	0	0	0	0	0	0	0	0	0	L	23-33
11/09	Cowboys	P	1	1	0	0.0	0.0	0	0	0	0	0	0	0	0	0	0	0	0	0	0	0	0	0	L	17-31
11/23	at Colts	P	1	1	0	0.0	0.0	0	0	0	0	0	0	0	0	0	0	0	0	0	0	0	0	0	L	3-23
11/30	Giants	P	1	1	0	1.0	1.0	1	1	2	0	0	0	0	0	0	0	0	0	0	0	0	0	0	W	25-24
12/07	Texans	P	0	0	0	0.0	0.0	0	0	0	0	0	0	0	0	0	0	0	0	0	0	0	0	0	L	13-27
12/14	at Ravens	P	4	1	3	0.0	0.0	0	0	0	0	0	0	0	0	0	0	0	0	0	0	0	0	0	L	12-20
12/18	Titans	P	1	1	0	1.0	0.0	0	0	0	0	0	0	0	0	0	0	0	0	0	0	0	0	0	W	21-13
12/28	at Texans	P	4	2	2	1.0	2.0	1	2	1	0	0	0	0	0	0	0	0	0	0	0	0	0	0	L	17-23
2014 TOTALS			16-0	30	13	17	2.0	3.0	2	3	5	0	0	0	0	0	0	0	0	0	0	0	0	0	3-13	

2015 GAME-BY-GAME REGULAR-SEASON STATISTICS (JAGUARS)

DATE	OPPONENT	P/S	TACKLES								INTERCEPTIONS				O. FUMB			ST				MISC		W/L	SCORE		
			TK	S	A	SK	YDS	TFL	YDS	QBH	NO	YDS	LG	TD	PD	FF	FR	YDS	TK	S	A	FF	FR			S	A
09/13	Panthers	S	2	2	0	0.0	0.0	0	0	0	0	0	0	0	0	0	0	0	0	0	0	0	0	L	9-20		
09/20	Dolphins	S	1	1	0	0.0	0.0	0	0	1	0	0	0	0	0	0	0	0	0	0	0	0	0	W	23-20		
09/27	at Patriots	S	1	0	1	0.0	0.0	0	0	0	0	0	0	0	0	0	0	0	0	0	0	0	0	L	17-51		
10/04	at Colts	S	2	1	1	0.0	0.0	0	0	0	0	0	0	0	0	0	0	0	0	0	0	0	0	L	13-16+		
10/11	at Buccaneers	S	4	4	0	0.0	0.0	1	0	1	0	0	0	0	0	0	0	0	0	0	0	0	0	L	31-38		
10/18	Texans	S	1	1	0	0.0	0.0	0	0	0	0	0	0	0	0	0	0	0	0	0	0	0	0	L	20-31		
10/25	Bills	S	1	1	0	1.0	9.0	1	9	1	0	0	0	0	0	0	0	0	0	0	0	0	0	W	34-31		
11/08	at Jets	P	3	0	3	0.0	0.0	0	0	0	0	0	0	0	0	0	0	0	0	0	0	0	0	L	23-28		
11/15	at Ravens	P	2	1	1	0.0	0.0	0	0	0	0	0	0	0	0	1	0	0	0	0	0	0	0	W	22-20		
11/19	Titans	S	1	1	0	0.0	0.0	1	3	0	0	0	0	0	0	0	0	0	0	0	0	0	0	W	19-13		
11/29	Chargers	P	0	0	0	0.0	0.0	0	0	1	0	0	0	0	0	0	0	0	0	0	0	0	0	L	25-31		
12/06	at Titans	S	2	2	0	1.0	8.0	2	9	1	0	0	0	0	0	0	0	0	0	0	0	0	0	L	39-42		
12/13	Colts	S	1	1	0	0.0	0.0	0	0	0	0	0	0	0	0	0	0	0	0	0	0	0	0	W	51-16		
12/20	Falcons	S	0	0	0	0.0	0.0	0	0	2	0	0	0	0	1	0	0	0	0	0	0	0	0	L	17-23		
12/27	at Saints	S	2	2	0	0.0	0.0	1	6	3	0	0	0	0	0	0	0	0	0	0	0	0	0	L	27-38		
01/03	at Texans	S	3	1	2	0.0	0.0	0	0	0	0	0	0	0	0	0	0	0	0	0	0	0	0	L	6-30		
2015 TOTALS		16-13	26	18	8	2.0	17.0	6	27	10	0	0	0	0	2	0	1	0	0	0	0	0	0	5-11			
+ - Overtime																											

+ Overtime

2016 GAME-BY-GAME REGULAR-SEASON STATISTICS (JAGUARS)

DATE	OPPONENT	P/S	TACKLES								INTERCEPTIONS				O. FUMB			ST				MISC		W/L	SCORE	
			TK	S	A	SK	YDS	TFL	YDS	QBH	NO	YDS	LG	TD	PD	FF	FR	YDS	TK	S	A	FF	FR			S
09/11	Packers										INACTIVE														L	23-27
09/18	at Chargers										INACTIVE														L	14-38
09/25	Ravens	S	2	1	1	0.0	0.0	0	0	0	0	0	0	0	0	0	0	1	1	0	0	0	0	0	L	17-19
10/02	Colts	S	2	1	1	1.0	8.0	1	8	1	0	0	0	0	0	0	0	0	0	0	0	0	0	0	W	30-27
10/16	at Bears	P	2	2	0	0.0	0.0	0	0	1	0	0	0	0	0	0	0	0	0	0	0	0	0	0	W	17-16
10/23	Raiders	P	2	2	0	0.0	0.0	0	0	0	0	0	0	0	0	0	0	0	0	0	0	0	0	0	L	16-33
10/27	at Titans	S	3	1	2	0.0	0.0	1	12	0	0	0	0	0	0	0	0	0	0	0	0	0	0	0	L	22-36
11/06	at Chiefs	S	1	1	0	0.0	0.0	1	1	0	0	0	0	0	0	0	0	0	0	0	0	0	0	0	L	14-19
11/13	Texans	P	4	4	0	0.0	0.0	0	0	0	0	0	0	0	0	0	0	0	0	0	0	0	0	0	L	21-24
11/20	at Lions	P	2	1	1	1.0	6.0	1	6	1	0	0	0	0	0	0	0	0	0	0	0	0	0	0	L	19-26
11/27	at Bills	S	5	4	1	0.5	0.0	1	2	1	0	0	0	0	0	0	0	0	0	0	0	0	0	0	L	21-28
12/04	Broncos	S	3	3	0	0.0	0.0	1	2	0	0	0	0	0	0	0	0	0	0	0	0	0	0	0	L	10-20
12/11	Vikings	S	3	3	0	0.0	0.0	0	0	0	0	0	0	0	0	0	0	0	0	0	0	0	0	0	L	16-25
12/18	at Texans	S	4	3	1	0.0	0.0	0	0	1	0	0	0	0	0	1	0	0	0	0	0	0	0	0	L	20-21
12/24	Titans	S	2	1	1	0.0	0.0	0	0	0	0	0	0	0	0	0	0	0	0	0	0	0	0	0	W	38-17
01/01	at Colts	S	1	1	0	0.0	0.0	0	0	1	0	0	0	0	0	0	0	0	0	0	0	0	0	0	L	20-24
2016 TOTALS		14-10	36	28	8	2.5	14.0	6	31	6	0	0	0	0	0	1	0	0	1	1	0	0	0	0	3-13	

2017 GAME-BY-GAME REGULAR-SEASON STATISTICS (STEELERS)

DATE	OPPONENT	P/S	TACKLES								INTERCEPTIONS				O. FUMB			ST			MISC		W/L	SCORE		
			TK	S	A	SK	YDS	TFL	YDS	QBH	NO	YDS	LG	TD	PD	FF	FR	YDS	TK	S	A	FF			FR	S
09/10	at Browns	P	5	2	3	0.0	0.0	0	0	0	0	0	0	0	0	0	0	0	0	0	0	0	0	0	W	21-18
09/17	Vikings	S	3	1	2	0.0	0.0	0	0	1	0	0	0	0	0	0	0	0	0	0	0	0	0	0	W	26-9
09/24	at Bears	S	3	2	1	0.0	0.0	0	0	0	0	0	0	0	0	0	0	0	0	0	0	0	0	0	L	17-23+
10/01	at Ravens	P	1	1	0	0.0	0.0	0	0	0	0	0	0	0	0	0	0	0	0	0	0	0	0	0	W	26-9
10/08	Jaguars	P	4	2	2	0.0	0.0	0	0	0	0	0	0	0	0	0	0	0	0	0	0	0	0	0	L	9-30
10/15	at Chiefs	P	0	0	0	0.0	0.0	0	0	0	0	0	0	0	0	0	0	0	0	0	0	0	0	0	W	19-13
10/22	Bengals	S	4	4	0	1.0	11.0	1	11	1	0	0	0	0	0	0	0	0	0	0	0	0	0	0	W	29-14
10/29	at Lions	S	3	2	1	1.0	1.0	1	1	1	0	0	0	1	0	0	0	0	0	0	0	0	0	0	W	20-15
11/12	at Colts	P	1	0	1	0.0	0.0	0	0	0	0	0	0	0	0	0	0	0	0	0	0	0	0	0	W	20-17
11/16	Titans	P	0	0	0	0.0	0.0	0	0	0	0	0	0	0	0	0	0	0	0	0	0	0	0	0	W	40-17
11/26	Packers	P	1	0	1	0.0	0.0	0	0	0	0	0	0	0	0	0	0	0	0	0	0	0	0	0	W	31-28
12/04	at Bengals	P	0	0	0	0.0	0.0	0	0	0	0	0	0	0	0	0	0	0	0	0	0	0	0	0	W	23-20
12/10	Ravens	P	2	2	0	0.0	0.0	0	0	0	0	0	0	0	0	0	0	0	0	0	0	0	0	0	W	39-38
12/17	Patriots	P	2	2	0	0.0	0.0	0	0	1	0	0	0	0	0	0	0	0	0	0	0	0	0	0	L	24-27
12/25	at Texans	P	2	1	1	0.0	0.0	0	0	0	0	0	0	0	0	0	0	0	0	0	0	0	0	0	W	34-6
12/31	Browns	S	8	6	2	2.0	15.0	4	15	2	0	0	0	0	0	0	0	0	0	0	0	0	0	0	W	28-24
2017 TOTALS			16-5	39	25	14	4.0	27.0	6	27	6	0	0	0	0	1	0	0	0	0	0	0	0	0	13-3	

+ Overtime

2018 GAME-BY-GAME REGULAR-SEASON STATISTICS (STEELERS)

DATE	OPPONENT	P/S	TACKLES								INTERCEPTIONS				O. FUMB			ST				MISC		W/L/T	SCORE		
			TK	S	A	SK	YDS	TFL	YDS	QBH	NO	YDS	LG	TD	PD	FF	FR	YDS	TK	S	A	FF	FR			S	A
09/09	at Browns	P	1	0	1	0.0	0.0	0	0	0	0	0	0	0	0	0	0	0	0	0	0	0	0	0	T	21-21	
09/16	Chiefs									INACTIVE																L	37-42
09/24	at Buccaneers	P	2	1	1	0.0	0.0	0	0	0	0	0	0	0	0	0	0	0	0	0	0	0	0	0	W	30-27	
09/30	Ravens	P	1	0	1	0.0	0.0	0	0	0	0	0	0	0	0	0	0	0	0	0	0	0	0	0	L	14-26	
10/07	Falcons	P	0	0	0	0.0	0.0	0	0	0	0	0	0	0	0	0	0	0	0	0	0	0	0	0	W	41-17	
10/14	at Bengals	P	1	0	1	0.0	0.0	0	0	0	0	0	0	0	0	0	0	0	0	0	0	0	0	0	W	28-21	
10/28	Browns	P	1	1	0	0.0	0.0	1	1	0	0	0	0	0	0	0	0	0	0	0	0	0	0	0	W	33-18	
11/04	at Ravens	P	0	0	0	0.0	0.0	0	0	0	0	0	0	0	0	0	0	0	0	0	0	0	0	0	W	23-16	
11/08	Panthers	P	1	1	0	0.0	0.0	0	0	0	0	0	0	0	0	0	0	0	0	0	0	0	0	0	W	52-21	
11/18	at Jaguars	S	7	5	2	0.0	0.0	0	0	0	0	0	0	0	0	0	0	0	0	0	0	0	0	0	W	20-16	
11/25	at Broncos	S	2	1	1	0.0	0.0	0	0	0	0	0	0	0	0	0	0	0	0	0	0	0	0	0	L	17-24	
12/02	Chargers	P	0	0	0	0.0	0.0	0	0	0	0	0	0	0	0	0	0	0	0	0	0	0	0	0	L	30-33	
12/09	at Raiders	P	1	1	0	0.0	0.0	0	0	1	0	0	0	0	0	0	0	0	0	0	0	0	0	0	L	21-24	
12/16	Patriots	P	2	1	1	0.0	0.0	0	0	0	0	0	0	0	0	0	0	0	0	0	0	0	0	0	W	17-10	
12/23	at Saints	P	1	1	0	0.0	0.0	0	0	0	0	0	0	0	0	0	0	0	0	0	0	0	0	0	L	28-31	
12/30	Bengals	P	2	0	2	0.0	0.0	0	0	0	0	0	0	0	0	0	0	0	0	0	0	0	0	0	W	16-13	
2018 TOTALS			15-2	22	12	10	0.0	0.0	1	1	1	0	0	0	0	0	0	0	0	0	0	0	0	0	9-6-1		

2019 GAME-BY-GAME REGULAR-SEASON STATISTICS (STEELERS)

DATE	OPPONENT	P/S	TACKLES							INTERCEPTIONS				O. FUMB			ST			MISC		W/L	SCORE		
			TK	S	A	SK	YDS	TFL	YDS	QBH	NO	YDS	LG	TD	PD	FF	FR	YDS	TK	S	A			FF	FR
09/08	at Patriots	P	3	2	1	0.0	0.0	0	0	0	0	0	0	0	0	0	0	0	0	0	0	0	0	L	3-33
09/15	Seahawks	P	2	2	0	0.0	0.0	0	0	0	0	0	0	0	0	0	0	0	0	0	0	0	0	L	26-28
09/22	at 49ers	P	2	1	1	0.0	0.0	0	0	0	0	0	0	0	0	0	0	0	0	0	0	0	0	L	20-24
09/30	Bengals	P	1	1	0	1.0	8.0	1	8	1	0	0	0	0	0	0	0	0	0	0	0	0	0	W	27-3
10/06	Ravens	P	1	0	1	0.0	0.0	0	0	0	0	0	0	0	0	0	0	0	0	0	0	0	0	L	23-26+
10/13	at Chargers	P	3	1	2	0.0	0.0	0	0	0	0	0	1	0	0	0	0	0	0	0	0	0	0	W	24-17
10/28	Dolphins	S	2	1	1	0.0	0.0	0	0	1	0	0	0	0	0	0	0	0	0	0	0	0	0	W	27-14
11/03	Colts	P	1	1	0	0.0	0.0	0	0	0	0	0	0	0	0	0	0	0	0	0	0	0	0	W	26-24
11/10	Rams	P	4	1	3	0.0	0.0	0	0	0	0	0	0	0	0	0	0	0	0	0	0	0	0	W	17-12
11/14	at Browns	S	4	2	2	0.0	0.0	2	4	0	0	0	0	0	0	0	0	0	0	0	0	0	0	L	7-21
11/24	at Bengals	P	0	0	0	0.0	0.0	0	0	0	0	0	0	0	0	0	0	0	0	0	0	0	0	W	16-10
12/01	Browns	S	4	2	2	0.0	0.0	0	0	0	0	0	0	0	0	0	0	0	0	0	0	0	0	W	20-13
12/08	at Cardinals	S	1	1	0	0.0	0.0	0	0	1	0	0	0	0	0	0	0	0	0	0	0	0	0	W	23-17
12/15	Bills	S	4	2	2	0.0	0.0	0	0	0	0	0	1	1	0	0	0	0	0	0	0	0	0	L	10-17
12/22	at Jets	P	5	1	4	0.0	0.0	1	3	0	0	0	0	0	0	0	0	0	0	0	0	0	0	L	10-16
12/29	at Ravens	P	4	3	1	0.0	0.0	0	0	0	0	0	0	0	0	0	0	0	0	0	0	0	0	L	10-28

2019 TOTALS

16-5

+ - Overtime

2020 GAME-BY-GAME REGULAR-SEASON STATISTICS (STEELERS)

DATE	OPPONENT	P/S	TACKLES							INTERCEPTIONS					O. FUMB			ST				MISC		W/L	SCORE		
			TK	S	A	SK	YDS	TFL	YDS	QBH	NO	YDS	LG	TD	PD	FF	FR	YDS	TK	S	A	FF	FR			S	A
09/14	at Giants	S	4	3	1	0.0	0.0	2	4	1	0	0	0	0	0	0	0	0	0	0	0	0	0	0	W	26-16	
09/20	Broncos	P	5	3	2	1.0	10.0	1	10	2	0	0	0	0	1	0	0	0	0	0	0	0	0	0	W	26-21	
09/27	Texans	P	1	1	0	0.0	0.0	0	0	0	0	0	0	0	1	0	0	0	0	0	0	0	0	0	W	28-21	
10/11	Eagles	S	2	0	2	0.0	0.0	0	0	0	0	0	0	0	0	0	0	0	0	0	0	0	0	0	W	38-29	
10/18	Browns	S	2	1	1	0.0	0.0	0	0	0	0	0	0	0	1	0	0	0	0	0	0	0	0	0	W	38-7	
10/25	at Titans	S	2	1	1	0.0	0.0	0	0	0	0	0	0	0	0	0	0	0	0	0	0	0	0	0	W	27-24	
11/01	at Ravens	S	0	0	0	0.0	0.0	0	0	0	0	0	0	0	0	0	0	0	0	0	0	0	0	0	W	28-24	
11/08	at Cowboys		ON INACTIVE LIST																							W	24-19
11/15	Bengals	P	3	1	2	0.0	0.0	0	0	0	0	0	0	0	0	0	0	0	0	0	0	0	0	0	W	36-10	
11/22	at Jaguars	S	0	0	0	0.0	0.0	0	0	0	0	0	0	0	1	0	0	0	0	0	0	0	0	0	W	27-3	
12/02	Ravens	S	1	1	0	0.0	0.0	0	0	1	0	0	0	0	0	0	0	0	0	0	0	0	0	0	W	19-14	
12/07	Washington	P	4	0	4	0.0	0.0	0	0	0	0	0	0	0	0	0	0	0	0	0	0	0	0	0	L	17-23	
12/13	at Bills	P	4	2	2	1.0	8.0	0	0	1	0	0	0	0	0	1	0	0	0	0	0	0	0	0	L	15-26	
12/21	at Bengals	S	5	2	3	0.0	0.0	0	0	0	0	0	0	0	0	0	0	0	0	0	0	0	0	0	L	17-27	
12/27	Colts	S	3	2	1	0.0	0.0	1	2	0	0	0	0	0	0	0	0	0	0	0	0	0	0	0	W	28-24	
01/03	at Browns	S	2	0	2	0.0	0.0	0	0	0	0	0	0	0	1	0	0	0	0	0	0	0	0	0	L	22-24	
2020 TOTALS			15-10	38	17	21	2.0	18.0	4	16	5	0	0	0	0	5	1	0	0	0	0	0	0	0	12-4		

2020 TOTALS

15-10

2021 GAME-BY-GAME REGULAR-SEASON STATISTICS (STEELERS)

DATE	OPPONENT	P/S	TACKLES							INTERCEPTIONS					O. FUMB			ST				MISC		W/L	SCORE	
			TK	S	A	SK	YDS	TFL	YDS	QBH	NO	YDS	LG	TD	PD	FF	FR	YDS	TK	S	A	FF	FR			S
09/12	at Bills	S	5	2	3	0.0	0.0	0	0	1	0	0	0	0	0	0	0	0	0	0	0	0	0	0	W	23-16
2021 TOTALS		1-1	5	2	3	6.0	0.0	0	0	1	0	0	0	0	0	0	0	0	0	0	0	0	0	0	1-0	

2021 TOTALS

1-1

2017 GAME-BY-GAME POSTSEASON STATISTICS (STEELERS)

			TACKLES							INTERCEPTIONS					O. FUMB			ST				MISC					
DATE	OPPONENT	P/S	TK	S	A	SK	YDS	TFL	YDS	QBH	NO	YDS	LG	TD	PD	FF	FR	YDS	TK	S	A	FF	FR	S	A	W/L	SCORE
01/14	Jaguars	P	1	1	0	0.0	0.0	0	0	0	0	0	0	0	0	0	0	0	0	0	0	0	0	0	0	L	42-45
2017 TOTALS		1-0	1	1	0	0.0	0.0	0	0	0	0	0	0	0	0	0	0	0	0	0	0	0	0	0	0	0-1	

2017 TOTALS

1-0


2020 GAME-BY-GAME POSTSEASON STATISTICS (STEELERS)

DATE	OPPONENT	P/S	TACKLES							INTERCEPTIONS					O. FUMB			ST				MISC		W/L	SCORE	
			TK	S	A	SK	YDS	TFL	YDS	QBH	NO	YDS	LG	TD	PD	FF	FR	YDS	TK	S	A	FF	FR			S
01/10	Browns	S	3	2	1	0.0	0.0	0	0	0	0	0	0	0	0	0	0	0	0	0	0	0	0	0	L	37-48
2020 TOTALS		1-1	3	2	1	0.0	0.0	0	0	0	0	0	0	0	0	0	0	0	0	0	0	0	0	0	0-1	

2020 TOTALS

1-1

0-1



29

KALEN BALLAGE
(bull-AHGE)
RUNNING BACK

HEIGHT: 6-2

WEIGHT: 231

COLLEGE: Arizona State

BORN: Dec. 22, 1995 (25)

BIRTHPLACE: Falcon, Colo.

HOW ACQUIRED: FA '20

NFL EXPERIENCE: 4th year

PRO CAREER

- ✦ Has played in 36 games (eight starts) over his three-year NFL career (Miami, 2018-19; N.Y. Jets 2020, L.A. Chargers 2020, Steelers 2021)
- ✦ Has rushed for 629 yards and seven TDs on 201 carries (3.1 yards per rush)
- ✦ Has caught 52 passes for 285 yards

2021 (STEELERS)

- ✦ Played in one regular-season game

2020 (CHARGERS)

- ✦ Played in eight regular-season games (started two)
- ✦ Rushed for 290 yards and three TDs on 88 carries (3.3 yards per rush)
- ✦ Caught 20 passes for 99 yards

2020 (JETS)

- ✦ Played in three regular-season games
- ✦ Rushed for 13 yards on three carries (4.3 yards per rush)
- ✦ Caught nine passes for 67 yards

2019 (DOLPHINS)

- ✦ Played in 12 regular-season games (six starts)
- ✦ Missed the rest of the season after being placed on injured reserve on Dec. 3
- ✦ Rushed for 135 yards and three TDs on 74 carries (1.8 yards per rush)
- ✦ Caught 14 passes for 63 yards

2018 (DOLPHINS)

- ✦ Played in 12 regular-season games
- ✦ Inactive for four games
- ✦ Rushed for 191 yards and one TD on 36 carries (5.3 yards per rush)
- ✦ Caught nine passes for 56 yards
- ✦ Ran for 123 yards, including a 75-yard TD, on 12 carries in Week 15 vs. Minnesota
- ✦ The 75-yard TD run was the second-longest run by a Dolphins rookie and longest since 1977
- ✦ His 123 yards rushing were the most by a Dolphins rookie since 2005

TRANSACTIONS

- ✦ Signed a one-year contract with Pittsburgh on Mar. 30, 2021
- ✦ Promoted to the L.A. Chargers active roster from the practice squad on Nov. 14, 2020
- ✦ Signed to the Chargers practice squad on Nov. 9, 2020
- ✦ Promoted to the L.A. Chargers active roster from the practice squad on Nov. 8, 2020
- ✦ Signed to the Chargers practice squad on Oct. 9, 2020
- ✦ Waived by the N.Y. Jets on Oct. 6, 2020
- ✦ Signed a one-year contract with the Jets on Sept. 15, 2020
- ✦ Waived by Miami on Sept. 5, 2020
- ✦ Signed a four-year contract with the Dolphins on June 6, 2018
- ✦ Drafted by Miami in the fourth round (131st overall) in the 2018 NFL Draft

COLLEGE

- ✦ Four-year letterman and two-year starter at Arizona State (2014-17)
- ✦ Played in 47 games (17 starts)
- ✦ Rushed for 1,984 yards and 27 TDs on 450 carries (4.4 yards per rush)
- ✦ Caught 82 passes for 684 yards and two TDs
- ✦ Finished career sixth in school history in rushing TDs
- ✦ Tied an FBS record with eight TDs against Texas Tech (Sept. 10, 2016) and is the only player to total eight TDs in a single game vs. an FBS opponent

PERSONAL

- ✦ Rushed for 2,690 career yards on 318 carries (8.5 avg.) with 35 TDs in three varsity seasons at Falcon H.S.
- ✦ Caught 40 passes for 671 yards (16.8 avg.) with 12 TDs and totaled 3,981 career all-purpose yards
- ✦ Carried 206 times for 1,943 yards (9.4 avg.) with 25 TDs as a senior in 2013 and added 16 receptions for 360 yards (22.5 avg.) with six scores for 2,628 all-purpose yards in his final season
- ✦ Listed by Rivals.com as the sixth-best athlete prospect in the country and a four-star recruit
- ✦ Ranked by 24-7 Sports as the No. 27 athlete recruit in the nation

- ✦ Rated by Scout.com as the No. 52 running back recruit in the nation
- ✦ Tabbed by ESPN as the No. 52 athlete prospect in the nation

REGULAR SEASON COMPARISON: RECEIVING - LAS VEGAS RAIDERS

DATE	OPP	W/L	GP/GS	REC	YDS.	AVG.	TD	LG	TGTS	YAC
11/8/20	LAC vs. LV	L	0	2	15	7.5	0	11	3	18
TOTALS		0/1	1/1	2	15	7.5	0	11	3	18

KALEN BALLAGE'S NFL REGULAR SEASON RUSHING/RECEIVING STATISTICS

DATE	TEAM	GP	GS	RUSHING					RECEIVING				
				NO.	YDS.	AVG.	LG	TD	NO.	YDS.	AVG.	LG	TD
2018	Dolphins	12	0	36	191	5.3	75t	1	9	56	6.2	31	0
2019	Dolphins	12	6	74	135	1.8	8	3	14	63	4.5	13	0
2020	Dolphins	0	0	0	0	0.0	0	0	0	0	0.0	0	0
Went from Miami to N.Y. Jets.													
2020	Jets	3	0	3	13	4.3	5	0	9	67	7.4	21	0
Went from N.Y. Jets to L.A. Chargers.													
2020	Chargers	7	2	88	290	3.3	17	3	20	99	5.0	16	0
2020	TOTAL	10	2	91	303	3.3	17	3	29	166	5.7	21	0
2021	Steelers	1	0	0	0	0.0	0	0	0	0	0.0	0	0
NFL TOTALS		35	8	201	629	3.1	75T	7	52	285	5.5	31	0

KALEN BALLAGE'S NFL REGULAR SEASON RETURN STATISTICS

KICKOFF RETURNS							PUNT RETURNS						
DATE	TEAM	RET.	YDS.	AVG.	LG	TD	NO.	FC	YDS.	AVG.	LG	TD	
2018	Dolphins	2	26	13.0	16	0	0	0	0	0.0	0	0	
2019	Dolphins	0	0	0.0	0	0	0	0	0	0.0	0	0	
2020	Dolphins	0	0	0.0	0	0	0	0	0	0.0	0	0	
Went from Miami to N.Y. Jets.													
2020	Jets	0	0	0.0	0	0	0	0	0	0.0	0	0	
Went from N.Y. Jets to L.A. Chargers.													
2020	Chargers	0	0	0.0	0	0	0	0	0	0.0	0	0	
2020	TOTAL	0	0	0.0	0	0	0	0	0	0.0	0	0	
2021	Steelers	0	0	0.0	0	0	0	0	0	0.0	0	0	
NFL TOTALS		2	26	13.0	16	0	0	0	0	0.0	0	0	

SINGLE-GAME HIGHS: RUSHING/RECEIVING

Rush Attempts	20 at Indianapolis Colts, Nov 10, 2019 18 at Miami Dolphins, Nov 15, 2020	All-Purpose Yards	121 at Minnesota Vikings, Dec 16, 2018 102 at Miami Dolphins, Nov 15, 2020
Rushing Yards	123 at Minnesota Vikings, Dec 16, 2018 69 at Los Angeles Chargers, Nov 08, 2020	Kickoff Returns	1 at Buffalo Bills, Dec 30, 2018 1 vs. New England Patriots, Dec 09, 2018
Longest Runs	75t at Minnesota Vikings, Dec 16, 2018 17 vs. New York Jets, Nov 22, 2020	Kickoff Return Yards	16 vs. New England Patriots, Dec 09, 2018 10 at Buffalo Bills, Dec 30, 2018
Rushing TDs	1 at Kansas City Chiefs, Jan 03, 2021 1 at Las Vegas Raiders, Dec 17, 2020 ...5 more at 1.	Longest Kickoff Return	16 vs. New England Patriots, Dec 09, 2018 10 at Buffalo Bills, Dec 30, 2018
Receptions	7 vs. New York Jets, Nov 22, 2020 5 at Miami Dolphins, Nov 15, 2020 ...2 more at 5.	Special Teams Tackles	1 vs. New England Patriots, Sep 15, 2019 1 vs. Jacksonville Jaguars, Dec 23, 2018 ...2 more at 1.
Receiving Yards	44 at Indianapolis Colts, Sep 27, 2020 39 vs. Jacksonville Jaguars, Dec 23, 2018	Miscellaneous Tackles	1 at Buffalo Bills, Dec 30, 2018
Longest Receptions	31 vs. Jacksonville Jaguars, Dec 23, 2018 21 at Indianapolis Colts, Sep 27, 2020	Most TDs	1 at Kansas City Chiefs, Jan 03, 2021 1 at Las Vegas Raiders, Dec 17, 2020 ...5 more at 1.

100-YARD RUSHING GAMES (1): REGULAR SEASON

DATE	TEAM	ATT.	YDS.	AVG.	LG	TD
12/16/18	at Vikings	12	123	10.3	75t	1

			RUSHING					RECEIVING						
DATE	OPPONENT	P/S	NO.	YDS.	AVG.	LG	TD	NO.	YDS.	AVG.	LG	TD	W/L	SCORE
09/09	Titans							INACTIVE					W	27-20
09/16	at Jets							INACTIVE					W	20-12
09/23	Raiders							INACTIVE					W	28-20
09/30	at Patriots	P	1	3	3.0	3	0	0	0	0.0	0	0	L	7-38
10/07	at Bengals	P	1	2	2.0	2	0	0	0	0.0	0	0	L	17-27
10/14	Bears							INACTIVE					W	31-28+
10/21	Lions	P	0	0	0.0	0	0	0	0	0.0	0	0	L	21-32
10/25	at Texans	P	1	5	5.0	5	0	0	0	0.0	0	0	L	23-42
11/04	Jets	P	1	-2	-2.0	-2	0	2	17	8.5	9	0	W	13-6
11/11	at Packers	P	0	0	0.0	0	0	1	6	6.0	6	0	L	12-31
11/25	at Colts	P	0	0	0.0	0	0	2	-5	-2.5	-2	0	L	24-27
12/02	Bills	P	4	3	0.8	8	0	0	0	0.0	0	0	W	21-17
12/09	Patriots	P	0	0	0.0	0	0	0	0	0.0	0	0	W	34-33
12/16	at Vikings	P	12	123	10.3	75t	1	1	-2	-2.0	-2	0	L	17-41
12/23	Jaguars	P	4	10	2.5	6	0	2	39	19.5	31	0	L	7-17
12/30	at Bills	P	12	47	3.9	16	0	1	1	1.0	1	0	L	17-42
2018 TOTALS			12-0	36	191	5.3	75T	1	9	56	6.2	31	0	7-9

RUSHING							RECEIVING							
DATE	OPPONENT	P/S	NO.	YDS.	AVG.	LG	TD	NO.	YDS.	AVG.	LG	TD	W/L	SCORE
09/08	Ravens	S	5	-1	-0.2	6	0	1	13	13.0	13	0	L	10-59
09/15	Patriots	S	4	6	1.5	3	0	1	6	6.0	6	0	L	0-43
09/22	at Cowboys	P	8	17	2.1	6	0	1	10	10.0	10	0	L	6-31
09/29	Chargers	P	2	7	3.5	6	0	0	0	0.0	0	0	L	10-30
10/13	Washington	P	3	7	2.3	6	1	0	0	0.0	0	0	L	16-17
10/20	at Bills	P	3	7	2.3	3t	1	0	0	0.0	0	0	L	21-31
10/28	at Steelers	P	3	8	2.7	4	0	1	11	11.0	11	0	L	14-27
11/03	Jets	P	7	19	2.7	8	0	0	0	0.0	0	0	W	26-18
11/10	at Colts	S	20	43	2.2	7	0	4	2	0.5	3	0	W	16-12
11/17	Bills	S	9	9	1.0	7	1	5	8	1.6	7	0	L	20-37
11/24	at Browns	S	7	13	1.9	4	0	1	13	13.0	13	0	L	24-41
12/01	Eagles	S	3	0	0.0	1	0	0	0	0.0	0	0	W	37-31
12/08	at Jets												L	21-22
12/15	at Giants												L	20-36
12/22	Bengals												W	38-35+
12/29	at Patriots												W	27-24
2019 TOTALS		12-6	74	135	1.8	8	3	14	63	4.5	13	0	5-11	
+ : Overtime														

			RUSHING					RECEIVING								
DATE	OPPONENT	P/S	NO.	YDS.	AVG.	LG	TD	NO.	YDS.	AVG.	LG	TD	W/L	SCORE		
09/13	at Patriots		<div> <div></div> <div>DID NOT PLAY</div> </div>												L	11-21
09/20	49ers	P	1	5	5.0	5	0	2	12	6.0	8	0	L	13-31		
09/27	at Colts	P	2	8	4.0	4	0	5	44	8.8	21	0	L	7-36		
10/01	Broncos	P	0	0	0.0	0	0	2	11	5.5	7	0	L	28-37		
10/11	Cardinals		<div> <div></div> <div>NOT ON ROSTER</div> </div>												L	10-30
10/18	at Dolphins		<div> <div></div> <div>NOT ON ROSTER</div> </div>												L	0-24
10/25	Bills		<div> <div></div> <div>NOT ON ROSTER</div> </div>												L	10-18
11/01	at Chiefs		<div> <div></div> <div>NOT ON ROSTER</div> </div>												L	9-35
11/09	Patriots		<div> <div></div> <div>NOT ON ROSTER</div> </div>												L	27-30
11/15	at Dolphins	S	18	68	3.8	11	0	5	34	6.8	16	0	L	21-29		
11/22	Jets		<div> <div></div> <div>NOT ON ROSTER</div> </div>												W	34-28
11/29	at Bills		<div> <div></div> <div>INACTIVE</div> </div>												L	17-27
12/06	Patriots	P	7	34	4.9	8	0	3	5	1.7	5	0	L	0-45		
12/13	Falcons	P	7	14	2.0	5	0	1	6	6.0	6	0	W	20-17		
12/17	at Raiders	P	8	11	1.4	9	1	0	0	0.0	0	0	W	30-27+		
12/27	Broncos	P	4	14	3.5	5	0	2	12	6.0	9	0	W	19-16		
01/03	at Chiefs	P	13	36	2.8	9	1	0	0	0.0	0	0	W	38-21		
2020 TOTALS			9-1	60	190	3.2	11	2	20	124	6.2	21	0	5-12		
+ 0 overtime																

			RUSHING					RECEIVING						
DATE	OPPONENT	P/S	NO.	YDS.	AVG.	LG	TD	NO.	YDS.	AVG.	LG	TD	W/L	SCORE
09/12	at Bills	P	0	0	0.0	0	0	0	0	0.0	0	0	W	23-16
2021 TOTALS			1-0	0	0.0	0	0	0	0	0.0	0	0	1-0	



CHRIS BOSWELL

KICKER

HEIGHT: 6-2 BIRTHPLACE Fort Worth, TX
 WEIGHT: 185 HOW ACQUIRED: FA '15
 COLLEGE: Rice NFL EXPERIENCE: 7th year
 BORN: Mar. 16, 1991 (30)

PRO CAREER

- ✦ Earned a Pro Bowl selection in 2017
- ✦ Has played in 88 games over his six-year NFL career (all with the Steelers)
- ✦ Totaled 653 career points on 149 field goals and 206 extra-points made
- ✦ Registered a touchback on 248 of his 474 career kickoffs (52.3%)
- ✦ Twice Named AFC Special Teams Player of the Month (December 2015, January 2015)
- ✦ Twice Named AFC Special Teams Player of the Week (Week 6, 2015 and Week 13, 2017)

CAREER HIGHLIGHTS (REGULAR SEASON)

- ✦ Ranks fourth in franchise history with 653 career points
- Ranks tied for third in franchise history with 149 career field goals made
- ✦ Owns the franchise record in career field goal percentage (149-169, .882)
- Owns the franchise record in single-season field goal percentage (2020, 19-20, .950)
- Owns the franchise record with 25 consecutive field goals made (2019-20, 25)
- ✦ Ranks fourth in franchise history with 206 career extra-points made
- ✦ Has recorded nine field goals of 50-yards or more in his NFL career
- His 88.2 field goal percentage ranks third among all NFL kickers with at least 160 field goal attempts since 2015
- ✦ Sixth player in team history with at least 100 field goals made
- ✦ Made at least 20 field goals in four of his six seasons in the NFL
- ✦ Has converted three or more field goals in a game 24 times
- ✦ Has converted four or more field goals in a game 10 times
- ✦ Has recorded five game-winning field goals in his regular-season career (field goals within one minute of regulation or overtime)
- ✦ Has completed two seasons (2016:36-36 / 2019:28-28) without missing an extra point
- ✦ Set a single-season franchise record for field goals made in 2017 (35)
- ✦ Set a single-season franchise record for points in 2017 (142)
- ✦ One of four players to convert all field goal attempts of 50+ yards in 2017
- ✦ First player to kick three field goals to win three consecutive games (2017), with the clock reading 0:00 at the end of the play since 2004 (Ryan Longwell)
- ✦ Tied franchise regular-season single game record for most field goals made (6, Week 16 of 2016 at Cincinnati)
- ✦ Set franchise regular-season record in 2015 for most field goals made by a rookie/first-year player with 29
- ✦ Set franchise regular-season record in 2015 for most points (113) by a rookie/first-year player
- ✦ His 90.6 single-season field goal percentage in 2015 ranked first among rookie/first-year players in franchise history (min. 10 attempts)

CAREER HIGHLIGHTS (POSTSEASON)

- ✦ Has played in seven postseason games over his six-year NFL career (all with the Steelers)
- ✦ Totaled 60 career points on 16 field goals and 12 extra-points made
- ✦ Registered a touchback on 19 of his 41 career postseason kickoffs (58.1%)
- ✦ Has made 16 postseason field goals, which ranks tied for first in franchise history (Jeff Reed, 16)
- ✦ Became the first player in NFL postseason history to convert each of his first 16 field goal attempts during the 2016 postseason
- ✦ Extended his NFL playoff record for consecutive field goals made to begin a postseason career to 16 with a 49-yard field goal vs. Cleveland in the Wild Card round of 2020 playoffs
- ✦ Scored 61 career postseason points, which ranks sixth in franchise history
- ✦ Set the NFL and Steelers' record for most field goals made in a single postseason game (6, AFC Divisional Playoff 1/15 at Kansas City) during the 2016 postseason
- ✦ Set the team record for most field goals made (eight) in a single postseason in team history during the 2016 postseason

2021 (STEELERS)

- ✦ Saw action in the Steelers season opener vs. Buffalo
- Converted 3 of 3 field goals and 2 of 2 extra points
- Converted three or more field goals in a single game for the 24th time of his career and first time of 2021.

2020 (STEELERS)

- ✦ Saw action in all 16 games during the regular season and the AFC Divisional Playoff game vs. Cleveland
- ✦ Converted 19 of 20 field goals for a career-high 95.0 field goal percentage – the highest single season field goal percentage in franchise history
- ✦ Made a franchise record 25 consecutive field goals, which was the longest active streak in the NFL when it ended in Week 11 of 2020 at Jacksonville

2019 (STEELERS)

- ✦ Saw action in 16 games
- ✦ Converted 29 of 31 field goals for a career-high 93.5 field goal percentage – the second-highest single season field goal percentage in franchise history
- ✦ Sixth player in team history with at least 100 field goals made

2018 (STEELERS)

- ✦ Saw action in 15 games
- ✦ Converted 13 of 20 field goals and added a career-high 43 extra points, which marked the eighth-most in a season in team history
- ✦ Converted seven extra points – tied for the second-most in a single game in team history.

2017 (STEELERS)

- ✦ Saw action in all 16 games during the regular season and the AFC Divisional Playoff game vs. Jacksonville
- ✦ Set single-season franchise records for field goals made (35) and points (142)
- ✦ Finished tied for fourth in the NFL in points and tied for fifth in field goals made
- ✦ Converted all field goal attempts of 50+ yards
- ✦ Recorded four game-winning field goals (field goals within one minute of regulation or overtime)
- ✦ Kicked three field goals to win games with the clock reading 0:00 at the end of the play, tying the most in single-season history since the merger in 1970
- ✦ Broke a tie with Mike Clark (1964-67: 57) for the sole possession of the eighth-most field goals made in franchise history on his 29-yard field goal in the first quarter vs. Jacksonville in Week 5
- ✦ Surpassed Lou Michaels (62) for the seventh-most field goals made in franchise history vs. Cincinnati in Week 7
- ✦ Converted five field goal attempts, (22-, 24-, 41-, 49- and 25-yards), tying as the fourth-most in a single-game in franchise history and the second-most in his NFL career (6, Dec. 18, 2016 at Cincinnati) vs. Cincinnati in Week 7
- ✦ Named AFC Special Teams Player of the Week in Week 13 at Cincinnati when he converted each of his three field goal attempts, 30-, 37- and 38-yards
- ✦ His 38-yard game-winning field goal was the fourth game-winning kick in his regular-season career (within one minute of regulation or overtime)

2016 (STEELERS)

- ✦ Played in 15 games during the regular season (inactive due to an abdominal injury 12/4 vs. N.Y. Giants) and in all three postseason contests
- ✦ Connected on a single-season career-high 11 made field goals from 40-49 yards during the regular season
- ✦ Perfect 36-of-36 on PATs during the regular season
- ✦ Totaled a single-season career-high 49 touchbacks in the regular season
- ✦ Connected on eight-of-eight on FGs during the postseason, setting a franchise record for most field goals made in a single postseason in franchise history
- ✦ Set the franchise record for most field goals made from 40 yards or longer in a single game (five) in Week 15 at Cincinnati
- ✦ His five made field goals from 40 yards or longer are tied for the most in a single game in NFL history (Mason Crosby, 11/22/15) since 1960
- ✦ Set the NFL and Steelers' record for most field goals made in a single postseason game (six) at Kansas City in the AFC Divisional Playoff
- ✦ First Steeler to record multiple games with at least four made field goals during the postseason

2015 (STEELERS)

- ✦ Saw action in 12 games during the regular season and in both postseason contests after being signed on October 3
- ✦ His 29 made field goals during the regular season are tied for the sixth-most field goals made in a single regular season in team history
- ✦ His 90.6% field goal accuracy is tied for sixth on the team's all-time single regular season field goal percentage list
- ✦ Seventh kicker in team history to record 110 points in a single season
- ✦ Second player in team history (Gary Anderson, 1989) to record multiple games with at least three made field goals in a single postseason
- ✦ Made all four of his field goal attempts (47, 48, 51 and 28) vs. Arizona in Week 6 and was named AFC Special Teams Player of the Week
- ✦ Connected on a game-winning 18-yarder – first of his career – with two seconds remaining in the game vs. Oakland in Week 9
- ✦ Totaled at least 10 points in six straight games, tying a franchise record held by Gary Anderson (1985)
- ✦ Kicked a game-winning 35-yarder with 14 seconds remaining in the AFC Wild Card Game at Cincinnati and set the record for the most field goals made by a rookie/first-year player in a playoff game
- ✦ Ninth rookie/first-year kicker in NFL history to reach 20 points in a single postseason
- ✦ His seven field goals made in a single postseason were the second-most in NFL history by a rookie/first-year player

2014 (TEXANS)

- ✦ Spent one week (Week 3) on the Texans' practice squad

TRANSACTIONS

- ✦ Signed with the Steelers on October 3, 2015
- ✦ Released by the N.Y. Giants on September 5, 2015
- ✦ Signed by the Giants on September 2, 2015
- ✦ Released by the Giants on August 16, 2015
- ✦ Signed by the Giants on January 7, 2015
- ✦ Released from the Houston Texans' practice squad on September 30, 2014
- ✦ Added to the Texans' practice squad on September 24, 2014
- ✦ Released by the Texans on August 30, 2014
- ✦ Originally signed with the Texans as an undrafted rookie agent on May 16, 2014

COLLEGE

- ✦ Saw action in 51 games for Rice (2010-13), both as a kicker and punter
- ✦ Finished his career 65-of-88 on field goals and 164-172 on PATs for a total of 359 points
- ✦ His 65 field goals and 164 PATs were both school records when his career ended
- ✦ His 65 career field goals were also the third-most in Conference USA history when his career ended
- ✦ Added 16 punts for 647 yards (40.4 avg.)
- ✦ Selected to play in the Senior Bowl following the 2013 season
- ✦ Named Conference USA Special Teams Player of the Week three times
- ✦ Set then school single-season records for field goals (23) and points (114) in 2012
- ✦ Named First-Team All-Conference USA by Rivals.com, second team by Phil Steele and was an honorable mention selection by Conference USA coaches in 2011
- ✦ Earned All-Freshman honors from league coaches in 2010
- ✦ Majored in kinesiology

PERSONAL

- ✦ Attended Fossil Ridge High School (Forth Worth, Texas)
- ✦ Four-time, All-District 5-5A selection
- ✦ Converted on 39-of-43 field goals in his career and was perfect on 172 career PAT attempts
- ✦ Named AP All-State first team and to the Texas Sportswriters Association Class 5A All-State second team as a senior
- ✦ Selected to play in the 2009 US Army All-American Bowl in San Antonio
- ✦ Also played baseball and soccer

- ♦ Son of Rick and Dawn Boswell
- ♦ Full name: Christopher Lynn Boswell

REGULAR SEASON COMPARISON: KICKING - LAS VEGAS RAIDERS

DATE	OPP	W/L	GP/GS	FGA	FGM	PCT	LONG	XPA	XPM	PTS	1-19	20-29	30-39	40-49	50+	KO	TB
11/8/15	PIT vs. OAK	W	P	3	4	75%	38	3	3	12	0-0	0-0	1-1	0-0	0-0	8	2
12/9/18	PIT @ OAK	L	P	0	2	0%	0	3	3	3	0-0	0-0	0-1	0-0	0-0	4	2
TOTALS		1/1	2/0	3	6	200%	38	6	6	15	0-0	0-0	1-2	0-0	0-0	12	4

CHRIS BOSWELL'S NFL REGULAR SEASON KICKING STATISTICS

DATE	TEAM	GP	FGM	FGA	PCT.	LG	XP	XPA	PCT.	BLK	PTS
2015	Steelers	12	29	32	90.6	51	26	27	96.3	0	113
2016	Steelers	15	21	25	84.0	49	36	36	100.0	1	99
2017	Steelers	16	35	38	92.1	53	37	39	94.9	1	142
2018	Steelers	15	13	20	65.0	50	43	48	89.6	1	82
2019	Steelers	16	29	31	93.5	51	28	28	100.0	0	115
2020	Steelers	13	19	20	95.0	59	34	38	89.5	0	91
2021	Steelers	1	3	3	100.0	45	2	2	100.0	0	11
NFL TOTALS		88	149	169	88.2	59	206	218	94.5	3	653

CHRIS BOSWELL'S NFL POSTSEASON KICKING STATISTICS

DATE	TEAM	GP	FGM	FGA	PCT.	LG	XP	XPA	PCT.	BLK	PTS
2015	Steelers	2	7	7	100.0	47	1	1	100.0	0	22
2016	Steelers	3	8	8	100.0	45	3	5	60.0	0	27
2017	Steelers	1	0	0	0.0	0	6	6	100.0	0	6
2020	Steelers	1	1	1	100.0	49	2	2	100.0	0	5
NFL TOTALS		7	16	16	100.0	49	12	14	85.7	0	60

CHRIS BOSWELL'S NFL REGULAR SEASON FIELD-GOAL ACCURACY STATISTICS

DATE	TEAM	1-19	PCT.	20-29	PCT.	30-39	PCT.	40-49	PCT.	50+	PCT.
2015	Steelers	1-1	100.0	9-9	100.0	8-8	100.0	9-12	75.0	2-2	100.0
2016	Steelers	0-0	0.0	2-2	100.0	8-9	88.9	11-12	91.7	0-2	0.0
2017	Steelers	0-0	0.0	10-10	100.0	12-14	85.7	9-10	90.0	4-4	100.0
2018	Steelers	0-0	0.0	3-3	100.0	4-6	66.7	5-10	50.0	1-1	100.0
2019	Steelers	1-1	100.0	11-11	100.0	7-7	100.0	9-10	90.0	1-2	50.0
2020	Steelers	0-0	0.0	5-5	100.0	6-6	100.0	7-8	87.5	1-1	100.0
2021	Steelers	0-0	0.0	2-2	100.0	0-0	0.0	1-1	100.0	0-0	0.0
NFL TOTALS		2-2	100.0	42-42	100.0	45-50	90.0	51-63	81.0	9-12	75.0

CHRIS BOSWELL'S NFL POSTSEASON FIELD-GOAL ACCURACY STATISTICS

DATE	TEAM	1-19	PCT.	20-29	PCT.	30-39	PCT.	40-49	PCT.	50+	PCT.
2015	Steelers	0-0	0.0	1-1	100.0	4-4	100.0	2-2	100.0	0-0	0.0
2016	Steelers	0-0	0.0	2-2	100.0	3-3	100.0	3-3	100.0	0-0	0.0
2017	Steelers	0-0	0.0	0-0	0.0	0-0	0.0	0-0	0.0	0-0	0.0
2020	Steelers	0-0	0.0	0-0	0.0	0-0	0.0	1-1	100.0	0-0	0.0
NFL TOTALS		0-0	0.0	3-3	100.0	7-7	100.0	6-6	100.0	0-0	0.0

SINGLE-GAME HIGHS: KICKER

Field Goals Made	6 at Cincinnati Bengals, Dec 18, 2016 5 vs. Cincinnati Bengals, Oct 22, 2017	Points	18 at Cincinnati Bengals, Dec 18, 2016 17 vs. Cincinnati Bengals, Oct 22, 2017
Field Goal Attempts	6 at Cincinnati Bengals, Dec 18, 2016 5 vs. Cincinnati Bengals, Oct 22, 2017 ...1 more at 5.	Special Teams Tackles	1 vs. Baltimore Ravens, Oct 06, 2019 1 vs. Cleveland Browns, Oct 28, 2018 ...5 more at 1.
Longest Field Goals Made	59 at Dallas Cowboys, Nov 08, 2020 53 vs. Green Bay Packers, Nov 26, 2017	Kickoff Average	68.0 vs. Kansas City Chiefs, Oct 02, 2016 67.4 vs. Minnesota Vikings, Sep 17, 2017 ...1 more at 67.4.
PATs Made	7 vs. Carolina Panthers, Nov 08, 2018 5 vs. Cleveland Browns, Oct 18, 2020 ...4 more at 5.	Extra Point Attempt Percentage	100.0 vs. Cleveland Browns, Oct 18, 2020 100.0 vs. Philadelphia Eagles, Oct 11, 2020 ...3 more at 100.0.
PAT Attempts	7 vs. Carolina Panthers, Nov 08, 2018 6 vs. Atlanta Falcons, Oct 07, 2018	Field Goal Percentage	100.0 vs. Indianapolis Colts, Nov 03, 2019 100.0 vs. Baltimore Ravens, Dec 10, 2017 ...6 more at 100.0.

Field Goals Made	6 at Kansas City Chiefs, Jan 15, 2017	PATs Made	6 vs. Jacksonville Jaguars, Jan 14, 2018
	4 at Cincinnati Bengals, Jan 09, 2016		3 vs. Miami Dolphins, Jan 08, 2017
	3 at Denver Broncos, Jan 17, 2016		2 vs. Cleveland Browns, Jan 10, 2021
	1 vs. Cleveland Browns, Jan 10, 2021		1 at Denver Broncos, Jan 17, 2016
	1 at New England Patriots, Jan 22, 2017		6 vs. Jacksonville Jaguars, Jan 14, 2018
Field Goal Attempts	...1 more at 1.	PAT Attempts	4 vs. Miami Dolphins, Jan 08, 2017
	6 at Kansas City Chiefs, Jan 15, 2017		2 vs. Cleveland Browns, Jan 10, 2021
	4 at Cincinnati Bengals, Jan 09, 2016		1 at New England Patriots, Jan 22, 2017
	3 at Denver Broncos, Jan 17, 2016		1 at Denver Broncos, Jan 17, 2016
	1 vs. Cleveland Browns, Jan 10, 2021		18 at Kansas City Chiefs, Jan 15, 2017
Longest Field Goals Made	1 at New England Patriots, Jan 22, 2017	Points	12 at Cincinnati Bengals, Jan 09, 2016
	...1 more at 1.		10 at Denver Broncos, Jan 17, 2016
	49 vs. Cleveland Browns, Jan 10, 2021		6 vs. Jacksonville Jaguars, Jan 14, 2018
	47 at Denver Broncos, Jan 17, 2016		6 vs. Miami Dolphins, Jan 08, 2017
	45 at Kansas City Chiefs, Jan 15, 2017		
	39 at Cincinnati Bengals, Jan 09, 2016		
	34 vs. Miami Dolphins, Jan 08, 2017		

		FIELD GOALS				EXTRA POINTS							
DATE	OPPONENT		FGM	FGA	PCT	LG	XP	XPA	PCT	BLK	PTS	W/L	SCORE
09/10	at Patriots						NOT ON ROSTER					L	21-28
09/20	49ers						NOT ON ROSTER					W	43-18
09/27	at Rams						NOT ON ROSTER					W	12-6
10/01	Ravens						NOT ON ROSTER					L	20-23+
10/12	at Chargers	P	1	1	100.0	47	3	3	100.0	0	6	W	24-20
10/18	Cardinals	P	4	4	100.0	51	1	1	100.0	0	13	W	25-13
10/25	at Chiefs	P	2	2	100.0	36	1	1	100.0	0	7	L	13-23
11/01	Bengals	P	1	1	100.0	32	1	1	100.0	0	4	L	10-16
11/08	Raiders	P	3	4	75.0	38	3	3	100.0	0	12	W	38-35
11/15	Browns	P	3	3	100.0	34	1	2	50.0	0	10	W	30-9
11/29	at Seahawks	P	3	3	100.0	44	1	1	100.0	0	10	L	30-39
12/06	Colts	P	3	4	75.0	51	4	4	100.0	0	13	W	45-10
12/13	at Bengals	P	4	4	100.0	47	3	3	100.0	0	15	W	33-20
12/20	Broncos	P	2	2	100.0	41	4	4	100.0	0	10	W	34-27
12/27	at Ravens	P	1	1	100.0	34	2	2	100.0	0	5	L	17-20
01/03	at Browns	P	2	3	66.7	39	2	2	100.0	0	8	W	28-12
2015 TOTALS		12	29	32	90.6	51	26	27	96.3	0	113	10-6	
+ - Overtime													

[illegible]

2017 GAME-BY-GAME REGULAR-SEASON STATISTICS (STEELERS)

DATE	OPPONENT		FIELD GOALS				EXTRA POINTS				PTS	W/L	SCORE
			FGM	FGA	PCT	LG	XP	XPA	PCT	BLK			
09/10	at Browns	P	0	0	0.0	0	3	3	100.0	0	3	W	21-18
09/17	Vikings	P	4	4	100.0	46	2	2	100.0	0	14	W	26-9
09/24	at Bears	P	1	2	50.0	32	2	2	100.0	0	5	L	17-23+
10/01	at Ravens	P	2	3	66.7	49	2	2	100.0	0	8	W	26-9
10/08	Jaguars	P	3	3	100.0	34	0	0	0.0	0	9	L	9-30
10/15	at Chiefs	P	1	1	100.0	24	2	2	100.0	0	5	W	19-13
10/22	Bengals	P	5	5	100.0	49	2	2	100.0	0	17	W	29-14
10/29	at Lions	P	2	2	100.0	38	2	2	100.0	0	8	W	20-15
11/12	at Colts	P	2	3	66.7	41	0	1	0.0	1	6	W	20-17
11/16	Titans	P	4	4	100.0	50	4	4	100.0	0	16	W	40-17
11/26	Packers	P	1	1	100.0	53	2	3	66.7	0	5	W	31-28
12/04	at Bengals	P	3	3	100.0	38	2	2	100.0	0	11	W	23-20
12/10	Ravens	P	4	4	100.0	52	3	3	100.0	0	15	W	39-38
12/17	Patriots	P	1	1	100.0	51	3	3	100.0	0	6	L	24-27
12/25	at Texans	P	2	2	100.0	36	4	4	100.0	0	10	W	34-6
12/31	Browns	P	0	0	0.0	0	4	4	100.0	0	4	W	28-24
2017 TOTALS			16	35	38	92.1	53	37	39	94.9	1	142	13-3

+ Overtime

2018 GAME-BY-GAME REGULAR-SEASON STATISTICS (STEELERS)

DATE	OPPONENT		FIELD GOALS				EXTRA POINTS				PTS	W/L/T	SCORE
			FGM	FGA	PCT	LG	XP	XPA	PCT	BLK			
09/09	at Browns	P	0	1	0.0	0	3	3	100.0	0	3	T	21-21
09/16	Chiefs	P	0	1	0.0	0	3	4	75.0	0	3	L	37-42
09/24	at Buccaneers	P	1	2	50.0	38	3	4	75.0	0	6	W	30-27
09/30	Ravens	P	2	2	100.0	39	0	0	0.0	0	6	L	14-26
10/07	Falcons	P	0	0	0.0	0	5	6	83.3	0	5	W	41-17
10/14	at Bengals	P	2	2	100.0	24	2	2	100.0	0	8	W	28-21
10/28	Browns	P	1	1	100.0	42	4	4	100.0	0	7	W	33-18
11/04	at Ravens	P	1	1	100.0	29	2	3	66.7	0	5	W	23-16
11/08	Panthers	P	1	1	100.0	50	7	7	100.0	0	10	W	52-21
11/18	at Jaguars	P	0	0	0.0	0	2	2	100.0	0	2	W	20-16
11/25	at Broncos	P	1	2	50.0	41	2	2	100.0	0	5	L	17-24
12/02	Chargers	P	1	1	100.0	48	3	4	75.0	0	6	L	30-33
12/09	at Raiders	P	0	2	0.0	0	3	3	100.0	0	3	L	21-24
12/16	Patriots	P	1	2	50.0	48	2	2	100.0	0	5	W	17-10
12/23	at Saints	P	2	2	100.0	49	2	2	100.0	0	8	L	28-31
12/30	Bengals		DID NOT PLAY										W 16-13
2018 TOTALS			15	13	20	65.0	50	43	48	89.6	0	82	9-6-1

2019 GAME-BY-GAME REGULAR-SEASON STATISTICS (STEELERS)

DATE	OPPONENT		FIELD GOALS				EXTRA POINTS				PTS	W/L	SCORE
			FGM	FGA	PCT	LG	XP	XPA	PCT	BLK			
09/08	at Patriots	P	1	1	100.0	19	0	0	0.0	0	3	L	3-33
09/15	Seahawks	P	2	2	100.0	41	2	2	100.0	0	8	L	26-28
09/22	at 49ers	P	2	2	100.0	46	2	2	100.0	0	8	L	20-24
09/30	Bengals	P	2	2	100.0	49	3	3	100.0	0	9	W	27-3
10/06	Ravens	P	3	3	100.0	41	2	2	100.0	0	11	L	23-26+
10/13	at Chargers	P	1	1	100.0	20	3	3	100.0	0	6	W	24-17
10/28	Dolphins	P	2	3	66.7	42	3	3	100.0	0	9	W	27-14
11/03	Colts	P	4	4	100.0	51	2	2	100.0	0	14	W	26-24
11/10	Rams	P	1	1	100.0	33	2	2	100.0	0	5	W	17-12
11/14	at Browns	P	0	1	0.0	0	1	1	100.0	0	1	L	7-21
11/24	at Bengals	P	3	3	100.0	47	1	1	100.0	0	10	W	16-10
12/01	Browns	P	2	2	100.0	39	2	2	100.0	0	8	W	20-13
12/08	at Cardinals	P	3	3	100.0	37	2	2	100.0	0	11	W	23-17
12/15	Bills	P	1	1	100.0	49	1	1	100.0	0	4	L	10-17
12/22	at Jets	P	1	1	100.0	49	1	1	100.0	0	4	L	10-16
12/29	at Ravens	P	1	1	100.0	26	1	1	100.0	0	4	L	10-28
2019 TOTALS			16	29	31	93.5	51	28	28	100.0	0	115	8-8

+ Overtime

2020 GAME-BY-GAME REGULAR-SEASON STATISTICS (STEELERS)

DATE	OPPONENT		FIELD GOALS				EXTRA POINTS				PTS	W/L	SCORE
			FGM	FGA	PCT	LG	XP	XPA	PCT	BLK			
09/14	at Giants	P	2	2	100.0	41	2	3	66.7	0	8	W	26-16
09/20	Broncos	P	1	1	100.0	21	3	3	100.0	0	6	W	26-21
09/27	Texans	P	2	2	100.0	33	2	2	100.0	0	8	W	28-21
10/11	Eagles	P	1	1	100.0	41	5	5	100.0	0	8	W	38-29
10/18	Browns	P	1	1	100.0	35	5	5	100.0	0	8	W	38-7
10/25	at Titans	P	2	2	100.0	38	3	3	100.0	0	9	W	27-24
11/01	at Ravens	P	0	0	0.0	0	4	4	100.0	0	4	W	28-24
11/08	at Cowboys	P	2	2	100.0	59	0	2	0.0	1	6	W	24-19
11/15	Bengals	P	3	3	100.0	45	3	3	100.0	0	12	W	36-10
11/22	at Jaguars	P	2	3	66.7	47	3	3	100.0	0	9	W	27-3
12/02	Ravens	P	2	2	100.0	27	1	2	50.0	0	7	W	19-14
12/07	Washington		ON INACTIVE LIST										L 17-23
12/13	at Bills	P	0	0	0.0	0	0	1	100.0	0	1	L	15-26
12/21	at Bengals	P	1	1	100.0	25	2	2	100.0	0	5	L	17-27
12/27	Colts		ON INACTIVE LIST										W 28-24
01/03	at Browns		ON INACTIVE LIST										L 22-24
2020 TOTALS			13	19	20	95.0	59	34	38	89.5	1	91	12-4

2021 GAME-BY-GAME REGULAR-SEASON STATISTICS (STEELERS)

DATE	OPPONENT		FIELD GOALS				EXTRA POINTS				PTS	W/L	SCORE
			FGM	FGA	PCT	LG	XP	XPA	PCT	BLK			
09/12	at Bills	P	3	3	100.0	45	2	2	100.0	0	11	W	23-16
2021 TOTALS		1	3	3	100.0	45	2	2	100.0	0	11	1-0	

2015 GAME-BY-GAME POSTSEASON STATISTICS (STEELERS)

DATE	OPPONENT		FIELD GOALS				EXTRA POINTS				PTS	W/L	SCORE
			FGM	FGA	PCT	LG	XP	XPA	PCT	BLK			
01/09	at Bengals	P	4	4	100.0	39	0	0	0.0	0	12	W	18-16
01/17	at Broncos	P	3	3	100.0	47	1	1	100.0	0	10	L	16-23
2015 TOTALS		2	7	7	100.0	47	1	1	100.0	0	22	1-1	

2016 GAME-BY-GAME POSTSEASON STATISTICS (STEELERS)

DATE	OPPONENT		FIELD GOALS				EXTRA POINTS				PTS	W/L	SCORE
			FGM	FGA	PCT	LG	XP	XPA	PCT	BLK			
01/08	Dolphins	P	1	1	100.0	34	3	4	75.0	0	6	W	30-12
01/15	at Chiefs	P	6	6	100.0	45	0	0	0.0	0	18	W	18-16
01/22	at Patriots	P	1	1	100.0	23	0	1	0.0	0	3	L	17-36
2016 TOTALS		3	8	8	100.0	45	3	5	60.0	0	27	2-1	

2017 GAME-BY-GAME POSTSEASON STATISTICS (STEELERS)

DATE	OPPONENT		FIELD GOALS				EXTRA POINTS				PTS	W/L	SCORE
			FGM	FGA	PCT	LG	XP	XPA	PCT	BLK			
01/14	Jaguars	P	0	0	0.0	0	6	6	100.0	0	6	L	42-45
2017 TOTALS		1	0	0	0.0	0	6	6	100.0	0	6	0-1	

2020 GAME-BY-GAME POSTSEASON STATISTICS (STEELERS)

DATE	OPPONENT		FIELD GOALS				EXTRA POINTS				PTS	W/L	SCORE
			FGM	FGA	PCT	LG	XP	XPA	PCT	BLK			
01/10	Browns	P	1	1	100.0	49	2	2	100.0	0	5	L	37-48
2020 TOTALS		1	1	1	100.0	49	2	2	100.0	0	5	0-1	



ISAIAH BUGGS

DEFENSIVE END

HEIGHT: 6-3 BIRTHPLACE: Ruston, LA

WEIGHT: 295 HOW ACQUIRED: D6b '19

COLLEGE: Alabama NFL EXPERIENCE: 3rd year

BORN: Aug. 24, 1996 (25)

PRO CAREER

- ✦ Has played in 20 games (one start) in his three-year NFL career
- ✦ Made NFL debut in Week 8 of 2019 vs. Miami
- ✦ Has registered 15 tackles (nine solo) and one quarterback hit

2021 (STEELERS)

- ✦ Saw action in one game
- ✦ Recorded one tackle

2020 (STEELERS)

- ✦ Saw action in 10 games (one start)
- ✦ Recorded 11 tackles (seven solo) and one quarterback hit
- ✦ Made NFL starting debut in Week 9 at Dallas
- ✦ Registered a career-high five tackles (three solo) and one quarterback hit in Week 8 at Baltimore

2019 (STEELERS)

- ✦ Saw action in nine games as a rookie (no starts)
- ✦ Finished the season with three tackles (two solo)
- ✦ Made NFL debut in Week 8 vs. Miami

TRANSACTIONS

- ✦ Signed a four-year contract with Pittsburgh on May 7, 2019
- ✦ Drafted by Steelers with the second of three sixth-round picks (192nd overall) in the 2019 NFL Draft

COLLEGE

- ✦ Played in 29 games (28 starts) at Alabama from 2017-18
- ✦ Recorded 102 tackles (44 solo), 11.0 sacks, 17.5 tackles for loss, three passes defended, two forced fumbles and one fumble recovery at Alabama
- ✦ Earned second team All-America honors from the AFCA
- ✦ Named All-SEC second team by both the Associated Press and the conference coaches

- ★ Ranked fourth in the SEC in sacks with 9.5 (-49 yards) and sacks per game at 0.63
- ★ Finished eighth in the league in tackles for loss at 13.5 (-59 yards)
- ★ Totaled 51 tackles, including his team-leading sack total, and added six quarterback pressures, three pass breakups, two forced fumbles and one fumble recovery as a senior in 2018
- ★ Selected as the SEC Defensive Player of the Week for his efforts against Texas A&M
- ★ Started 13 of 14 games played in his first season at Alabama in 2017
- ★ Transferred to Alabama from Mississippi Gulf Coast Community College where he earned All-MACJC South Division honors in 2015 and 2016
- ★ Totaled 75 tackles, including 10 tackles for loss and 3.5 sacks as a sophomore at Mississippi Gulf Coast Community College
- ★ Generated 59 tackles, eight for loss, and 4.0 sacks in freshman campaign at Mississippi Gulf Coast Community College
- ★ Graduated from Alabama with a degree in consumer science

PERSONAL

- ★ Five-star prospect and the No. 1 junior college player in the country according to Rivals
- ★ Five-star recruit by Scout, No. 2 overall and the nation's top defensive player from the junior college ranks
- ★ Tabbed a four-star prospect by 247Composite, 247Sports and ESPN
- ★ No. 2 player overall and top defensive prospect by 247Sports and the site's composite rankings
- ★ No. 5 in the ESPN JC50 and No. 1 defensive lineman
- ★ Recorded 75 tackles, including 10 for a loss, and 3.5 sacks as a sophomore in 2016
- ★ Notched 59 tackles, including eight for a loss, and four sacks as a freshman in 2015
- ★ First Team All-MACJC South Division selection in 2015 and 2016
- ★ Played for head coach Brad Raird at Ruston High School
- ★ Son of Lawanda Buggs
- ★ Full name: Isaiah Buggs

ISAIAH BUGGS' NFL REGULAR SEASON DEFENSIVE STATISTICS

				TACKLES							INTERCEPTIONS				O. FUMB			ST				MISC				
DATE	TEAM	GP	GS	TK	S	A	TFL	YDS	SK	YDS	QBH	NO	YDS	LG	TD	PD	FF	FR	YDS	TK	S	A	FF	FR	S	A
2019	Steelers	9	0	3	2	1	0	0	0.0	0.0	0	0	0	0	0	0	0	0	0	0	0	0	0	0	0	0
2020	Steelers	10	1	11	7	4	0	0	0.0	0.0	1	0	0	0	0	0	0	0	0	0	0	0	0	0	0	0
2021	Steelers	1	0	1	0	1	0	0	0.0	0.0	0	0	0	0	0	0	0	0	0	0	0	0	0	0	0	0
NFL TOTALS		20	1	15	9	6	0	0	0.0	0.0	1	0	0	0	0	0	0	0	0	0	0	0	0	0	0	0

ISAIAH BUGGS' NFL POSTSEASON DEFENSIVE STATISTICS

DATE	TEAM	GP	GS	TK	S	A	TACKLES				INTERCEPTIONS				O. FUMB				ST				MISC	
							TFL	YDS	SK	YDS	QBH	NO	YDS	LG	TD	PD	FF	FR	YDS	TK	S	A	FF	FR
2020	Steelers	0	0	0	0	0	0	0	0.0	0.0	0	0	0	0	0	0	0	0	0	0	0	0		
NFL TOTALS		0	0	0	0	0	0	0	0.0	0.0	0	0	0	0	0	0	0	0	0	0	0	0		

SINGLE-GAME HIGHS: DEFENSIVE

Total Tackles 5 at Baltimore Ravens, Nov 01, 2020
 3 at Dallas Cowboys, Nov 08, 2020

2019 GAME-BY-GAME REGULAR-SEASON STATISTICS (STEELERS)

DATE	OPPONENT	P/S	TACKLES							INTERCEPTIONS				O. FUMB			ST			MISC		W/L	SCORE				
			TK	S	A	SK	YDS	TFL	YDS	QBH	NO	YDS	LG	TD	PD	FF	FR	YDS	TK	S	A			FF	FR	S	A
09/08	at Patriots		ON INACTIVE LIST																							L	3-33
09/15	Seahawks		INACTIVE																							L	26-28
09/22	at 49ers		INACTIVE																							L	20-24
09/30	Bengals		INACTIVE																							W	27-3
10/06	Ravens		INACTIVE																							L	23-26+
10/13	at Chargers		INACTIVE																							W	24-17
10/28	Dolphins	P	0	0	0	0.0	0.0	0	0	0	0	0	0	0	0	0	0	0	0	0	0	0	0	0	W	27-14	
11/03	Colts	P	0	0	0	0.0	0.0	0	0	0	0	0	0	0	0	0	0	0	0	0	0	0	0	0	0	W	26-24
11/10	Rams	P	0	0	0	0.0	0.0	0	0	0	0	0	0	0	0	0	0	0	0	0	0	0	0	0	0	W	17-12
11/14	at Browns	P	0	0	0	0.0	0.0	0	0	0	0	0	0	0	0	0	0	0	0	0	0	0	0	0	0	L	7-21
11/24	at Bengals	P	1	0	1	0.0	0.0	0	0	0	0	0	0	0	0	0	0	0	0	0	0	0	0	0	0	W	16-10
12/01	Browns	P	0	0	0	0.0	0.0	0	0	0	0	0	0	0	0	0	0	0	0	0	0	0	0	0	0	W	20-13
12/08	at Cardinals	P	0	0	0	0.0	0.0	0	0	0	0	0	0	0	0	0	0	0	0	0	0	0	0	0	0	W	23-17
12/15	Bills		INACTIVE																							L	10-17
12/22	at Jets	P	1	1	0	0.0	0.0	0	0	0	0	0	0	0	0	0	0	0	0	0	0	0	0	0	0	L	10-16
12/29	at Ravens	P	1	1	0	0.0	0.0	0	0	0	0	0	0	0	0	0	0	0	0	0	0	0	0	0	0	L	10-28
2019 TOTALS		9-0	3	2	1	0.0	0.0	0	0	0	0	0	0	0	0	0	0	0	0	0	0	0	0	0	0	8-8	

+ - Overtime

2020 GAME-BY-GAME REGULAR-SEASON STATISTICS (STEELERS)

DATE	OPPONENT	P/S	TACKLES							INTERCEPTIONS				O. FUMB		ST				MISC		W/L	SCORE			
			TK	S	A	SK	YDS	TFL	YDS	QBH	NO	YDS	LG	TD	PD	FF	FR	YDS	TK	S	A			FF	FR	S
09/14	at Giants	P	1	0	1	0.0	0.0	0	0	0	0	0	0	0	0	0	0	0	0	0	0	0	0	0	W	26-16
09/20	Broncos	P	1	1	0	0.0	0.0	0	0	0	0	0	0	0	0	0	0	0	0	0	0	0	0	0	W	26-21
09/27	Texans	P	0	0	0	0.0	0.0	0	0	0	0	0	0	0	0	0	0	0	0	0	0	0	0	0	W	28-21
10/11	Eagles	P	0	0	0	0.0	0.0	0	0	0	0	0	0	0	0	0	0	0	0	0	0	0	0	0	W	38-29
10/18	Browns	P	0	0	0	0.0	0.0	0	0	0	0	0	0	0	0	0	0	0	0	0	0	0	0	0	W	38-7
10/25	at Titans		ON INACTIVE LIST															W	27-24							
11/01	at Ravens	P	5	3	2	0.0	0.0	0	0	0	1	0	0	0	0	0	0	0	0	0	0	0	0	0	W	28-24
11/08	at Cowboys	S	3	3	0	0.0	0.0	0	0	0	0	0	0	0	0	0	0	0	0	0	0	0	0	0	W	24-19
11/15	Bengals		ON INACTIVE LIST															W	36-10							
11/22	at Jaguars		ON INACTIVE LIST															W	27-3							
12/02	Ravens	P	0	0	0	0.0	0.0	0	0	0	0	0	0	0	0	0	0	0	0	0	0	0	0	0	W	19-14
12/07	Washington	P	0	0	0	0.0	0.0	0	0	0	0	0	0	0	0	0	0	0	0	0	0	0	0	0	L	17-23
12/13	at Bills		ON INACTIVE LIST															L	15-26							
12/21	at Bengals		ON INACTIVE LIST															L	17-27							
12/27	Colts		ON INACTIVE LIST															W	28-24							
01/03	at Browns	P	1	0	1	0.0	0.0	0	0	0	0	0	0	0	0	0	0	0	0	0	0	0	0	0	L	22-24
2020 TOTALS		10-1	11	7	4	0.0	0.0	0	0	1	0	0	0	0	0	0	0	0	0	0	0	0	0	0	12-4	

2021 GAME-BY-GAME REGULAR-SEASON STATISTICS (STEELERS)

DATE	OPPONENT	P/S	TACKLES							INTERCEPTIONS					O. FUMB			ST				MISC		W/L	SCORE	
			TK	S	A	SK	YDS	TFL	YDS	QBH	NO	YDS	LG	TD	PD	FF	FR	YDS	TK	S	A	FF	FR			S
09/12	at Bills	P	1	0	1	0.0	0.0	0	0	0	0	0	0	0	0	0	0	0	0	0	0	0	0	0	W	23-16
2021 TOTALS		1-0	1	0	1	0.0	0.0	0	0	0	0	0	0	0	0	0	0	0	0	0	0	0	0	0	1-0	

2020 GAME-BY-GAME POSTSEASON STATISTICS (STEELERS)

DATE	OPPONENT	P/S	TACKLES							INTERCEPTIONS					O. FUMB			ST				MISC		W/L	SCORE		
			TK	S	A	SK	YDS	TFL	YDS	QBH	NO	YDS	LG	TD	PD	FF	FR	YDS	TK	S	A	FF	FR			S	A
01/10	Browns		ON INACTIVE LIST																							L	37-48
2020 TOTALS			0	0	0	0.0	0.0	0	0	0	0	0	0	0	0	0	0	0	0	0	0	0	0	0	0	0-1	



DEVIN BUSH

LINEBACKER

HEIGHT: 5-11

BIRTHPLACE Pembroke Pines, FL

WEIGHT: 234

HOW ACQUIRED: D1' 19

COLLEGE: Michigan

NFL EXPERIENCE: 3rd year

BORN: Jul. 18, 1998 (23)

PRO CAREER

- Has played in 22 games (21 starts) in his three-year NFL career
- Has registered 145 tackles (94 solo), nine tackles for loss, seven passes defended, four fumble recoveries, four quarterback hits, 2.0 sacks, two interceptions, two forced fumbles and one fumble return for TD
- In 2019, led the team and all NFL rookies in tackles (109), solo tackles (72) and ranked fourth in both categories in TFLs (nine)
- Only Steelers rookie ever to eclipse 100 tackles
- First NFL rookie with a fumble return for a TD and an interception in the same game since safety Eddie Jackson of the Chicago Bears vs. Carolina on Oct. 22, 2017 and the 11th since the 1970s AFL-NFL merger
- First Steelers rookie, and just the second NFL rookie since the 1970 NFL-AFL merger, with a fumble return for a TD and an interception in the same game (Delton Hall accomplished the feat vs. San Francisco on Sept. 13, 1987)

2021 (STEELERS)

Registered 10 tackles in Week 1 at Buffalo, marking his fourth career game with double-digit tackles

2020 (STEELERS)

- Saw action in five regular-season games (five starts) before suffering a season-ending knee injury in Week 5 vs. Cleveland
- Recorded 26 tackles (16 solo), three passes defended, two quarterback hits and 1.0 sack

2019 (STEELERS)

- Saw action in all 16 regular-season games (15 starts)
- Led the team in total tackles (109) and solo tackles (72), tied for the team-lead in fumble recoveries (four), tied for third on the team in interceptions (two) and ranked fourth on the team in TFLs (nine)
- Led all NFL rookies in total tackles and solo tackles, tied for second in fumble recoveries, ranked fourth in TFLs and tied for third in interceptions
- His four fumble recoveries tied for second most in the NFL
- Involved in seven of the Steelers' league-leading 38 forced turnovers (four fumble recoveries, two interceptions and one forced fumble)
- His six total takeaways (interceptions and fumble recoveries) led all NFL rookies and ranked tied for fourth in the NFL
- First NFL rookie with at least 95 tackles, four fumble recoveries, two interceptions and one forced fumble in a season since Minnesota's Chad Greenway in 2007
- Fifth Steeler with a fumble return for a TD and an interception in the same game (Delton Hall accomplished the feat vs. San Francisco on Sept. 13, 1987)
- First Steelers rookie with a fumble return for TD since Javon Hargrave at Cleveland on Nov. 20, 2016
- Made his NFL debut starting at inside linebacker and led the team with 11 tackles (seven solo) in Week 1 at New England
- Recorded seven tackles (three solo) and recovered a Seattle fumble in the fourth quarter, setting the Steelers up for a TD on the following play, in Week 2 vs. Seattle
- Led the team with 11 tackles (nine solo) and recovered two San Francisco fumbles on back-to-back drives in Week 3 at San Francisco

- ✦ Finished with eight tackles (five solo) and registered his first career interception (QB Lamar Jackson in the red zone) in Week 5 vs. Baltimore
 - ✦ Led the team with seven tackles (four solo) and collected a nine-yard fumble return for a TD and intercepted Phillip Rivers in Week 6 at L.A. Chargers
- Registered a career-high 12 tackles (11 solo) in Week 17 at Baltimore

TRANSACTIONS

- ✦ Signed a four-year contract with Pittsburgh on May 12, 2019
- ✦ Drafted by Steelers in the first round (10th overall) of the 2019 NFL Draft after the team moved up 10 spots

COLLEGE

- ✦ Played in 39 games (32 starts) at Michigan as a three-year letterman (2016-18)
- ✦ Two-time Academic All-Big Ten Conference (2017-18)
- ✦ Registered 194 tackles, 20.0 tackles for losses, 10.0 sacks, one interception and 17 passes defended in his Wolverines career
- ✦ NCAA Consensus All-American and All-Big Ten First-Team honors in 2018
- ✦ Nagurski-Woodson Big Ten Defensive Player of the Year and a Butkus-Fitzgerald Big Ten Linebacker of the Year recipient in 2018
- ✦ Led the defense with 102 tackles, including 9.5 stops for losses, 5.0 sacks, one interception and nine pass breakups in 13 games (13 starts) in 2017
- ✦ Registered 12 tackles and an assisted tackle for a loss in 13 games in 2016

PERSONAL

- ✦ Attended Charles W. Flanagan High School (Pembroke Pines, Fla.) and was coached by his father, Devin Bush, Sr.
- ✦ Won the Class 8A state championship in 2015
- ✦ Earned Class 8A first-team all-state honors as a junior and senior
- ✦ Father, Devin Bush, Sr. played in the NFL and won Super Bowl XXXIV with the St. Louis Rams
- ✦ Full name: Devin Bush Jr.

DEVIN BUSH'S NFL REGULAR SEASON DEFENSIVE STATISTICS

		TACKLES										INTERCEPTIONS					O. FUMB				ST				MISC	
DATE	TEAM	GP	GS	TK	S	A	TFL	YDS	SK	YDS	QBH	NO	YDS	LG	TD	PD	FF	FR	YDS	TK	S	A	FF	FR	S	A
2019	Steelers	16	15	109	72	37	9	17	1.0	9.0	2	2	6	6	0	4	1	4	20	0	0	0	0	0	0	0
2020	Steelers	5	5	26	16	10	0	0	1.0	6.5	2	0	0	0	0	3	0	0	0	0	0	0	0	0	0	0
2021	Steelers	1	1	10	6	4	0	0	0.0	0.0	0	0	0	0	0	0	1	0	0	0	0	0	0	0	0	0
NFL TOTALS		22	21	145	94	51	9	17	2.0	15.5	4	2	6	6	0	7	2	4	20	0	0	0	0	0	0	0

DEVIN BUSH'S NFL POSTSEASON DEFENSIVE STATISTICS

DATE	TEAM	GP	GS	TACKLES							INTERCEPTIONS					O. FUMB			ST			MISC			
				TK	S	A	TFL	YDS	LG	SK	YDS	QBH	NO	YDS	LG	TD	PD	FF	FR	YDS	TK	S	A	FF	FR
2020	Steelers	0	0	0	0	0	0	0	0.0	0.0	0	0	0	0	0	0	0	0	0	0	0	0	0	0	0
NFL TOTALS		0	0	0	0	0	0	0	0.0	0.0	0	0	0	0	0	0	0	0	0	0	0	0	0	0	0

SINGLE-GAME HIGHS: DEFENSIVE

Total Tackles	12 at Baltimore Ravens, Dec 29, 2019 11 at New England Patriots, Sep 08, 2019	Tackles For Loss	3 vs. Cincinnati Bengals, Sep 30, 2019 2 vs. Buffalo Bills, Dec 15, 2019
Sacks	1.0 vs. Cincinnati Bengals, Sep 30, 2019 0.5 vs. Cleveland Browns, Oct 18, 2020 ...1 more at 0.5.	Interceptions	1 at Los Angeles Chargers, Oct 13, 2019 1 vs. Baltimore Ravens, Oct 06, 2019
Passes Defensed	2 vs. Denver Broncos, Sep 20, 2020 1 vs. Houston Texans, Sep 27, 2020 ...4 more at 1.	Interception Return Yards	6 at Los Angeles Chargers, Oct 13, 2019
Forced Fumbles	1 at Buffalo Bills, Sep 12, 2021 1 at Cincinnati Bengals, Nov 24, 2019	Longest Opponent's Fumble Return	11 vs. Seattle Seahawks, Sep 15, 2019 9 at Los Angeles Chargers, Oct 13, 2019
Fumble Recoveries	2 at San Francisco 49ers, Sep 22, 2019 1 at Los Angeles Chargers, Oct 13, 2019 ...1 more at 1.		

2019 GAME-BY-GAME REGULAR-SEASON STATISTICS (STEELERS)

DATE	OPPONENT	P/S	TACKLES							INTERCEPTIONS					O. FUMB			ST				MISC		W/L	SCORE	
			TK	S	A	SK	YDS	TFL	YDS	QBH	NO	YDS	LG	TD	PD	FF	FR	YDS	TK	S	A	FF	FR			S
09/08	at Patriots	S	11	7	4	0.0	0.0	0	0	0	0	0	0	0	0	0	0	0	0	0	0	0	0	0	L	3-33
09/15	Seahawks	P	7	3	4	0.0	0.0	0	0	0	0	0	0	0	0	0	1	11	0	0	0	0	0	0	L	26-28
09/22	at 49ers	S	10	7	3	0.0	0.0	0	0	0	0	0	0	0	0	2	0	0	0	0	0	0	0	0	L	20-24
09/30	Bengals	S	9	6	3	1.0	9.0	3	13	1	0	0	0	0	1	0	0	0	0	0	0	0	0	0	W	27-3
10/06	Ravens	S	8	5	3	0.0	0.0	0	0	0	1	0	0	0	1	0	0	0	0	0	0	0	0	0	L	23-26+
10/13	at Chargers	S	7	4	3	0.0	0.0	0	0	0	1	6	6	0	1	0	1	9	0	0	0	0	0	0	W	24-17
10/28	Dolphins	S	7	6	1	0.0	0.0	0	0	0	0	0	0	0	0	0	0	0	0	0	0	0	0	0	W	27-14
11/03	Colts	S	7	4	3	0.0	0.0	1	0	0	0	0	0	0	1	0	0	0	0	0	0	0	0	0	W	26-24
11/10	Rams	S	3	2	1	0.0	0.0	0	0	0	0	0	0	0	0	0	0	0	0	0	0	0	0	0	W	17-12
11/14	at Browns	S	6	2	4	0.0	0.0	1	1	0	0	0	0	0	0	0	0	0	0	0	0	0	0	0	L	7-21
11/24	at Bengals	S	4	3	1	0.0	0.0	0	0	1	0	0	0	0	0	1	0	0	0	0	0	0	0	0	W	16-10
12/01	Browns	S	7	5	2	0.0	0.0	1	0	0	0	0	0	0	0	0	0	0	0	0	0	0	0	0	W	20-13
12/08	at Cardinals	S	2	0	2	0.0	0.0	0	0	0	0	0	0	0	0	0	0	0	0	0	0	0	0	0	W	23-17
12/15	Bills	S	4	4	0	0.0	0.0	2	2	0	0	0	0	0	0	0	0	0	0	0	0	0	0	0	L	10-17
12/22	at Jets	S	5	3	2	0.0	0.0	1	1	0	0	0	0	0	0	0	0	0	0	0	0	0	0	0	L	10-16
12/29	at Ravens	S	12	11	1	0.0	0.0	0	0	0	0	0	0	0	0	0	0	0	0	0	0	0	0	0	L	10-28
2019 TOTALS			16-15	109	72	37	1.0	9.0	9	17	2	2	6	6	0	4	1	4	20	0	0	0	0	0	0	8-8

+ - Overtime

2020 GAME-BY-GAME REGULAR-SEASON STATISTICS (STEELERS)

			TACKLES							INTERCEPTIONS					O. FUMB			ST				MISC					
DATE	OPPONENT	P/S	TK	S	A	SK	YDS	TFL	YDS	QBH	NO	YDS	LG	TD	PD	FF	FR	YDS	TK	S	A	FF	FR	S	A	W/L	SCORE
09/14	at Giants	S	7	5	2	0.0	0.0	0	0	0	0	0	0	0	0	0	0	0	0	0	0	0	0	0	0	W	26-16
09/20	Broncos	S	7	6	1	0.0	0.0	0	0	0	0	0	0	0	2	0	0	0	0	0	0	0	0	0	0	W	26-21
09/27	Texans	S	4	2	2	0.5	3.0	0	0	1	0	0	0	0	1	0	0	0	0	0	0	0	0	0	0	W	28-21
10/11	Eagles	S	3	1	2	0.0	0.0	0	0	0	0	0	0	0	0	0	0	0	0	0	0	0	0	0	0	W	38-29
10/18	Browns	S	5	2	3	0.5	3.5	0	0	1	0	0	0	0	0	0	0	0	0	0	0	0	0	0	0	W	38-7
10/25	at Titans										DID NOT PLAY															W	27-24
11/01	at Ravens										DID NOT PLAY															W	28-24
11/08	at Cowboys										DID NOT PLAY															W	24-19
11/15	Bengals										DID NOT PLAY															W	36-10
11/22	at Jaguars										DID NOT PLAY															W	27-3
12/02	Ravens										DID NOT PLAY															W	19-14
12/07	Washington										DID NOT PLAY															L	17-23
12/13	at Bills										DID NOT PLAY															L	15-26
12/21	at Bengals										DID NOT PLAY															L	17-27
12/27	Colts										DID NOT PLAY															W	28-24
01/03	at Browns										DID NOT PLAY															L	22-24
2020 TOTALS			5-5	26	16	10	1.0	6.5	0	0	2	0	0	0	3	0	0	0	0	0	0	0	0	0	0	0	12-4

2021 GAME-BY-GAME REGULAR-SEASON STATISTICS (STEELERS)

			TACKLES							INTERCEPTIONS				O. FUMB			ST				MISC							
DATE	OPPONENT	P/S	TK	S	A	SK	YDS	TFL	YDS	QBH	NO	YDS	LG	TD	PD	FF	FR	YDS	TK	S	A	FF	FR	S	A	W/L	SCORE	
09/12	at Bills	S	10	6	4	0.0	0.0	0	0	0	0	0	0	0	0	1	0	0	0	0	0	0	0	0	0	W	23-16	
2021 TOTALS			1-1	10	6	4	0.0	0.0	0	0	0	0	0	0	0	1	0	0	0	0	0	0	0	0	0	1-0		

2020 GAME-BY-GAME POSTSEASON STATISTICS (STEELERS)

DATE	OPPONENT	P/S	TACKLES							INTERCEPTIONS					O. FUMB			ST				MISC		W/L	SCORE	
			TK	S	A	SK	YDS	TFL	YDS	QBH	NO	YDS	LG	TD	PD	FF	FR	YDS	TK	S	A	FF	FR			S
01/10	Browns										DID NOT PLAY														L	37-48
2020 TOTALS			0	0	0	0	0	0	0	0	0	0	0	0	0	0	0	0	0	0	0	0	0	0	0-1	



CHASE CLAYPOOL

WIDE RECEIVER

HEIGHT: 6-4

BIRTHPLACE Abbotsford, British Columbia, Canada

WEIGHT: 238

HOW ACQUIRED: D2 '20

COLLEGE: Notre Dame

NFL EXPERIENCE: 2nd year

BORN: Jul. 7, 1998 (23)

PRO CAREER

- ✦ Played in 17 career games (six starts)
- ✦ Has caught 65 passes for 918 yards and nine TDs
- ✦ Has rushed 11 times for 41 yards and two TDs
- ✦ Drafted by the Steelers in the second round (49th overall) of the 2020 NFL Draft

2020 (STEELERS)

- ✦ Led the Steelers in receiving TDs (tied w/ nine), yards/catch (14.1) and total TDs (11)
- ✦ Ranked second on the Steelers in receiving yards (873)
- ✦ His nine receiving TDs in 2020 led all rookies
- ✦ His 11 total TDs in 2020 led all rookie wideouts and ranked tied for second regardless of position (Washington RB Antonio Gibson)
- ✦ His 11 TDs in 2020 ranked tied for sixth by a rookie wideout since the 1970 AFL-NFL merger
- ✦ His nine receiving TDs in 2020 ranked tied for ninth by a rookie since the 1970 AFL-NFL merger

- Registered seven receptions for 110 yards and three TDs, and added a rushing TD, in the Steelers' 38-29 win over Philadelphia in Week 5
- Third rookie wide receiver to record four TDs in a single game in NFL history, joining Jerry Butler (Sept. 23, 1979) and Harlon Hill (Oct. 31, 1954)
- Fourth rookie with at least two receiving TDs and one rushing TD in a single game since 1970, joining Lynn Cain (Oct. 14, 1979), Joey Galloway (Nov. 12, 1995) and Kareem Hunt (Sept. 7, 2017)
- Fourth player since 1990 to register at least three receiving TDs and one rushing TD in a game
- First Steelers rookie with three TDs in a game since TE Eric Green in 1990
- First Steelers rookie with four TDs in a game and first Steelers player since Roy Jefferson on November 3, 1968
- Fourth Steelers rookie in franchise history with at least three TDs, joining Green, RB Franco Harris and E Jimmy Orr
- First Steelers rookie with a rush TD and reception TD in the same game since Franco Harris at Buffalo (Oct. 29, 1972)
- First Steelers wideout with a Rush TD and Rec TD in the same game since Hines Ward in Week 9, 2004, against the Eagles
- Sixth rookie in NFL history to record two Rec TD and a Rush TD in a game, joining Kareem Hunt (2017), Joey Galloway (1995), Lynn Cain (1979), Gale Sayers (1965) and Abner Hayes (1960).
- Ranked among the rookie leaders in franchise history in TD grabs (nine, tied first), receptions (62, first) and receiving yards (873, third).
- First rookie wide receiver with multiple TD receptions in a single game since Corey Davis had two at New England on Jan. 13, 2018
- Ninth rookie and seventh rookie wide receiver to catch multiple TD passes in a single postseason game since the 1970 AFL-NFL merger
- First wide receiver in the Super Bowl era and the fourth in league history with at least 10 TDs in his first 10 career games, joining Billy Howton (11 TDs in 1952), Bill Groman (10 in 1960) and Harlon Hill (10 in 1954)
- Caught two TD passes in the Wild Card loss to Cleveland, which tied the NFL rookie postseason record for TD receptions in a game

TRANSACTIONS

- Signed a four-year contract with Pittsburgh on July 24, 2020
- Drafted by the Steelers in the second round (49th overall) of the 2020 NFL Draft

COLLEGE

- Played in 50 games with 33 starts over his four-year career (2016-19) for Notre Dame
- Caught 150 passes for 2,159 yards and 19 TDs over his career
- One of seven wideouts in Notre Dame history with at least 150 career receptions
- Ended collegiate career with the 11th-most receiving yards in school history
- 19 career TD receptions ranked tied for seventh in school history
- Registered five career 100-yard receiving games, which ranked tied for 10th in school history
- Led Notre Dame with 66 catches for 1,037 yards and 13 TDs while starting all 13 games as a senior in 2019
- His 13 TD receptions ranked sixth in single-season school history
- Tied the school record with four TD receptions against Navy on Nov. 16, 2019
- Named 2019 Camping World Bowl MVP after catching seven passes for 146 yards and a TD in a route of Iowa State
- Played in all 13 games, starting 12 of those contests, as a junior in 2018
- Finished the season second on the Irish with 639 receiving yards on 50 receptions and four TDs
- Saw action in 12 games and started eight contests as a sophomore in 2017
- Ranked second on the Irish in both receptions (29) and receiving yards (402)
- Caught nine passes for a career-best 180 yards and a TD vs. Wake Forest (Nov. 4, 2017)
- Eighth player from Canada to appear in varsity action for Notre Dame
- Graduated with a degree in management consulting

PERSONAL

- Attended Abbotsford Senior Secondary School (Abbotsford, British Columbia)
- One of the top players ever to come out of British Columbia
- Helped Abbotsford reach the 2015 British Columbia High School Football AA Championship game (first such berth since 1984)
- In 2015, versatile athlete caught 58 passes for 1,473 yards and 18 TDs; rushed for 567 yards and eight TDs on 47 carries; completed six of eight passes for 103 yards and three TDs; added 74 tackles, including two sacks, two fumble recoveries and five interceptions; returned four punts for 195 yards (two TDs) and seven kickoffs for 176 yards (one TD)
- Held the following school records: career and single-season TDs, career and single-season receiving yards, career and single-season receptions, single-season tackles, career and single-season interceptions and longest receiving TD
- One of three finalists for the Sports BC 50th annual Athlete of the Year
- No. 280-ranked player nationally and No. 12-ranked tight end on Scout.com 300 list
- No. 159-ranked player in the nation and No. 12-ranked wide receiver on ESPN 300 list
- No. 170-ranked player in the nation and No. 33-ranked wide receiver on 247Sports.com Top 247
- No. 109-ranked player in the nation and No. 22-ranked wide receiver on Rivals.com 250 list
- No. 262-ranked player on the Tom Lemming Prep Football Report
- Full name: Chase Claypool

CHASE CLAYPOOL'S NFL REGULAR SEASON RUSHING/RECEIVING STATISTICS

DATE	TEAM	GP	GS	RECEIVING					RUSHING				
				NO.	YDS.	AVG.	LG	TD	NO.	YDS.	AVG.	LG	TD
2020	Steelers	16	6	62	873	14.1	84t	9	10	16	1.6	8	2
2021	Steelers	1	0	3	45	15.0	22	0	1	25	25.0	25	0
NFL TOTALS		17	6	65	918	14.1	84T	9	11	41	3.7	25	2

CHASE CLAYPOOL'S NFL POSTSEASON RUSHING/RECEIVING STATISTICS

DATE	TEAM	GP	GS	RECEIVING					RUSHING				
				NO.	YDS.	AVG.	LG	TD	NO.	YDS.	AVG.	LG	TD
2020	Steelers	1	1	5	59	11.8	29t	2	0	0	0.0	0	0
NFL TOTALS		1	1	5	59	11.8	29T	2	0	0	0.0	0	0

CHASE CLAYPOOL'S NFL REGULAR SEASON RETURN STATISTICS

KICKOFF RETURNS						PUNT RETURNS						
DATE	TEAM	RET.	YDS.	AVG.	LG	TD	NO.	FC	YDS.	AVG.	LG	TD
2020	Steelers	0	0	0.0	0	0	0	0	0	0.0	0	0
2021	Steelers	0	0	0.0	0	0	0	0	0	0.0	0	0
NFL TOTALS		0	0	0.0	0	0	0	0	0	0.0	0	0

CHASE CLAYPOOL'S NFL POSTSEASON RETURN STATISTICS

		KICKOFF RETURNS					PUNT RETURNS					
DATE	TEAM	RET.	YDS.	AVG.	LG	TD	NO.	FC	YDS.	AVG.	LG	TD
2020	Steelers	0	0	0.0	0	0	0	0	0	0.0	0	0
NFL TOTALS		0	0	0.0	0	0	0	0	0	0.0	0	0

SINGLE-GAME HIGHS: RUSHING/RECEIVING

Rush Attempts	3 vs. Philadelphia Eagles, Oct 11, 2020 2 vs. Cincinnati Bengals, Nov 15, 2020 ...1 more at 2.	Longest Receptions	84t vs. Denver Broncos, Sep 20, 2020 41 at Cleveland Browns, Jan 03, 2021
Rushing Yards	25 at Buffalo Bills, Sep 12, 2021 8 at New York Giants, Sep 14, 2020	Receiving TDs	3 vs. Philadelphia Eagles, Oct 11, 2020 2 vs. Cincinnati Bengals, Nov 15, 2020
Longest Runs	25 at Buffalo Bills, Sep 12, 2021 8 at New York Giants, Sep 14, 2020	All-Purpose Yards	116 vs. Philadelphia Eagles, Oct 11, 2020 101 at Cleveland Browns, Jan 03, 2021
Rushing TDs	1 vs. Cleveland Browns, Oct 18, 2020 1 vs. Philadelphia Eagles, Oct 11, 2020	Special Teams Tackles	3 vs. Denver Broncos, Sep 20, 2020 1 at Cleveland Browns, Jan 03, 2021 ...2 more at 1.
Receptions	8 at Dallas Cowboys, Nov 08, 2020 7 vs. Philadelphia Eagles, Oct 11, 2020	Most TDs	4 vs. Philadelphia Eagles, Oct 11, 2020 2 vs. Cincinnati Bengals, Nov 15, 2020
Receiving Yards	110 vs. Philadelphia Eagles, Oct 11, 2020 101 at Cleveland Browns, Jan 03, 2021	Receiving Average	29.3 vs. Denver Broncos, Sep 20, 2020 20.2 at Cleveland Browns, Jan 03, 2021

SINGLE-GAME HIGHS - POSTSEASON: RECEIVING

Receptions	5 vs. Cleveland Browns, Jan 10, 2021	Receiving TDs	2 vs. Cleveland Browns, Jan 10, 2021
Receiving Yards	59 vs. Cleveland Browns, Jan 10, 2021	All-Purpose Yards	59 vs. Cleveland Browns, Jan 10, 2021
Longest Receptions	29t vs. Cleveland Browns, Jan 10, 2021 15 vs. Cleveland Browns, Jan 10, 2021 7 vs. Cleveland Browns, Jan 10, 2021 7t vs. Cleveland Browns, Jan 10, 2021 1 vs. Cleveland Browns, Jan 10, 2021	Most TDs	2 vs. Cleveland Browns, Jan 10, 2021

100-YARD RECEIVING GAMES (2): REGULAR SEASON

DATE	TEAM	NO.	YDS.	AVG.	LG	TD
10/11/20	EAGLES	7	110	15.7	35t	3
01/03/21	at Browns	5	101	20.2	41	1

2020 GAME-BY-GAME REGULAR-SEASON STATISTICS (STEELERS)


		RECEIVING					RUSHING							
DATE	OPPONENT	P/S	NO.	YDS.	AVG.	LG	TD	NO.	YDS.	AVG.	LG	TD	W/L	SCORE
09/14	at Giants	P	2	39	19.5	28	0	1	8	8.0	8	0	W	26-16
09/20	Broncos	P	3	88	29.3	84t	1	0	0	0.0	0	0	W	26-21
09/27	Texans	P	1	24	24.0	24	0	0	0	0.0	0	0	W	28-21
10/11	Eagles	S	7	110	15.7	35t	3	3	6	2.0	3	1	W	38-29
10/18	Browns	P	4	74	18.5	36	0	2	7	3.5	4	1	W	38-7
10/25	at Titans	S	1	-2	-2.0	-2	0	0	0	0.0	0	0	W	27-24
11/01	at Ravens	P	5	42	8.4	10	1	0	0	0.0	0	0	W	28-24
11/08	at Cowboys	P	8	69	8.6	14	0	1	4	4.0	4	0	W	24-19
11/15	Bengals	P	4	56	14.0	15	2	2	-3	-1.5	0	0	W	36-10
11/22	at Jaguars	P	4	59	14.8	31t	1	0	0	0.0	0	0	W	27-3
12/02	Ravens	P	6	52	8.7	22	0	0	0	0.0	0	0	W	19-14
12/07	Washington	S	2	38	19.0	30	0	0	0	0.0	0	0	L	17-23
12/13	at Bills	S	3	15	5.0	6	0	0	0	0.0	0	0	L	15-26
12/21	at Bengals	P	3	54	18.0	37	0	1	-6	-6.0	-6	0	L	17-27
12/27	Colts	S	4	54	13.5	34	0	0	0	0.0	0	0	W	28-24
01/03	at Browns	S	5	101	20.2	41	1	0	0	0.0	0	0	L	22-24
2020 TOTALS		16-6	62	873	14.1	84T	9	10	16	1.6	8	2	12-4	

2021 GAME-BY-GAME REGULAR-SEASON STATISTICS (STEELERS)

			RECEIVING					RUSHING						
DATE	OPPONENT	P/S	NO.	YDS.	AVG.	LG	TD	NO.	YDS.	AVG.	LG	TD	W/L	SCORE
09/12	at Bills	P	3	45	15.0	22	0	1	25	25.0	25	0	W	23-16
2021 TOTALS		1-0	3	45	15.0	22	0	1	25	25.0	25	0	1-0	

2020 GAME-BY-GAME POSTSEASON STATISTICS (STEELERS)

			RECEIVING					RUSHING						
DATE	OPPONENT	P/S	NO.	YDS.	AVG.	LG	TD	NO.	YDS.	AVG.	LG	TD	W/L	SCORE
01/10	Browns	S	5	59	11.8	29t	2	0	0	0.0	0	0	L	37-48
2020 TOTALS		1-1	5	59	11.8	29T	2	0	0	0.0	0	0	0-1	



79

RASHAAD COWARD

(rui-SHADD)

OFFENSIVE LINEMAN

HEIGHT: 6-5

WEIGHT: 319

COLLEGE: Old Dominion

BORN: Nov. 6, 1994 (26)

BIRTHPLACE: Brooklyn, NY

HOW ACQUIRED: FA '21

PRO CAREER

- Has played in 30 games (15 starts) over his five-year NFL career (Bears 2017-20, Steelers 2021)
- Appeared in one game as a rookie as a defensive lineman in 2017 after being called up from the practice squad
- Made the transition from defensive line to offensive line during the 2018 offseason

2020 (BEARS)

- Appeared in 16 regular-season games (five starts)
- Started three games at left guard (Weeks 6-8) and two at right tackle (Weeks 9-10)
- Saw action on special teams in the Wild Card playoff game at the Saints
- Received his first start of the season at left guard in Week 6 in place of the injured James Daniels

2019 (BEARS)

- Appeared in 13 regular-season games (10 starts) at right guard
- Inactive for Weeks 1-2 and 17
- His 10 starts came after starter Kyle Long was placed on IR

2018 (BEARS)

- Inactive for all 16 regular-season games and the Wild Card playoff game

2017 (BEARS)

- Spent time on the Chicago's practice squad before being called up to the active roster Dec. 9

TRANSACTIONS

- Signed a one-year contract with Pittsburgh on Mar. 29, 2021
- Signed a one-year contract with Chicago on Mar. 13, 2019
- Promoted to the Chicago active roster from the practice squad on Dec. 10, 2017
- Signed to the Bears practice squad on Sept. 3, 2017
- Waived by Chicago on Sept. 2, 2017
- Signed by the Bears as an undrafted free agent on May 11, 2017

COLLEGE

- Team captain
- Appeared in 47 games, totaling 136 tackles, 14.5 tackles for a loss, 3.5 sacks, two fumble recoveries and one pass breakup in four seasons (2013-16) at Old Dominion
- Started all 13 games at defensive tackle as a senior; finished fourth on the team with 50 tackles and added 7.5 tackles for a loss and 1.5 sacks
- Also scored a touchdown on a seven-yard fumble recovery

PERSONAL

- Attended Sheepshead Bay High School in Brooklyn, N.Y.

RASHAAD COWARD'S NFL REGULAR SEASON STATISTICS

DATE	TEAM	GP	GS
2017	Bears	1	0
2018	Bears	0	0
2019	Bears	13	10
2020	Bears	16	5
2021	Steelers	0	0
NFL TOTALS		30	15

RASHAAD COWARD'S NFL POSTSEASON STATISTICS

DATE	TEAM	GP	GS
2018	Bears	0	0
2020	Bears	1	0
NFL TOTALS		1	0

2017 GAME-BY-GAME REGULAR-SEASON STATISTICS (BEARS)

DATE	OPPONENT	P/S		W/L	SCORE
09/10	Falcons		DID NOT PLAY	L	17-23
12/10	at Bengals	P		W	33-7
12/16	at Lions		ON INACTIVE LIST	L	10-20
12/24	Browns		INACTIVE	W	20-3
12/31	at Vikings		INACTIVE	L	10-23
2017 TOTALS		1-0		2-3	

2018 GAME-BY-GAME REGULAR-SEASON STATISTICS (BEARS)

DATE	OPPONENT	P/S		W/L	SCORE
09/09	at Packers		INACTIVE	L	23-24
09/17	Seahawks		ON INACTIVE LIST	W	24-17
09/23	at Cardinals		INACTIVE	W	16-14
09/30	Buccaneers		INACTIVE	W	48-10
10/14	at Dolphins		INACTIVE	L	28-31+
10/21	Patriots		INACTIVE	L	31-38
10/28	Jets		INACTIVE	W	24-10
11/04	at Bills		INACTIVE	W	41-9
11/11	Lions		INACTIVE	W	34-22
11/18	Vikings		INACTIVE	W	25-20
11/22	at Lions		INACTIVE	W	23-16
12/02	at Giants		INACTIVE	L	27-30+
12/09	Rams		INACTIVE	W	15-6
12/16	Packers		INACTIVE	W	24-17
12/23	at 49ers		INACTIVE	W	14-9
12/30	at Vikings		ON INACTIVE LIST	W	24-10
2018 TOTALS		0-0		12-4	
+ - Overtime					

2019 GAME-BY-GAME REGULAR-SEASON STATISTICS (BEARS)

DATE	OPPONENT	P/S		W/L	SCORE
09/05	Packers		ON INACTIVE LIST	L	3-10
09/15	at Broncos		INACTIVE	W	16-14
09/23	at Washington	P		W	31-15
09/29	Vikings	P		W	16-6
10/06	at Raiders	P		L	21-24
10/20	Saints	S		L	25-36
10/27	Chargers	S		L	16-17
11/03	at Eagles	S		L	14-22
11/10	Lions	S		W	20-13
11/17	at Rams	S		L	7-17
11/24	Giants	S		W	19-14
11/28	at Lions	S		W	24-20
12/05	Cowboys	S		W	31-24
12/15	at Packers	S		L	13-21
12/22	Chiefs	S		L	3-26
12/29	at Vikings		ON INACTIVE LIST	W	21-19
2019 TOTALS		13-10		8-8	

2020 GAME-BY-GAME REGULAR-SEASON STATISTICS (BEARS)

DATE	OPPONENT	P/S		W/L	SCORE
09/13	at Lions	P		W	27-23
09/20	Giants	P		W	17-13
09/27	at Falcons	P		W	30-26
10/04	Colts	P		L	11-19
10/08	Buccaneers	P		W	20-19
10/18	at Panthers	S		W	23-16
10/26	at Rams	S		L	10-24
11/01	Saints	S		L	23-26+
11/08	at Titans	S		L	17-24
11/16	Vikings	S		L	13-19
11/29	at Packers	P		L	25-41
12/06	Lions	P		L	30-34
12/13	Texans	P		W	36-7
12/20	at Vikings	P		W	33-27
12/27	at Jaguars	P		W	41-17
01/03	Packers	P		L	16-35
2020 TOTALS		16-5		8-8	
+ - Overtime					

2021 GAME-BY-GAME REGULAR-SEASON STATISTICS (STEELERS)

DATE	OPPONENT	P/S		W/L	SCORE
09/12	at Bills		ON INACTIVE LIST	W	23-16
2021 TOTALS		0-0		1-0	

2018 GAME-BY-GAME POSTSEASON STATISTICS (BEARS)

DATE	OPPONENT	P/S		W/L	SCORE
01/06	Eagles		INACTIVE	L	15-16
2018 TOTALS		0-0		0-1	

DATE	OPPONENT	P/S	W/L	SCORE
01/10	at Saints	P	L	9-21
2020 TOTALS			0-1	



BIRTHPLACE Blue Springs, MO

HOW ACQUIRED: D7 '20

NFL EXPERIENCE: 2nd year

BORN: Aug. 22, 1996 (25)

- ✦ Played in eight career games (no starts)
- ✦ Made NFL debut in Week 9 of 2020 at Dallas

- ✦ Played in seven regular-season game (no starts)
- ✦ Made NFL debut in Week 9 at Dallas and registered two tackles, two solo, and one tackle for loss
- ✦ Recorded two tackles, one solo, in Week 16 vs. Indianapolis

- ✦ Signed four-year contract with Pittsburgh on July 25, 2020
- ✦ Drafted by the Steelers in the seventh round (232nd overall) of the 2020 NFL Draft

- ◆ Four-year letterwinner at Nebraska (2015-19)
- ◆ Honorable-Mention All-Big Ten (2018)
- ◆ Honorable-Mention BTN All-Freshman Team (2016)
- ◆ Nebraska Most Improved Player (2016)
- ◆ Two-Time Nebraska Scholar-Athlete Honor Roll
- ◆ Brook Berringer Citizenship Team (2016, 2017, 2018)
- ◆ Tom Osborne Citizenship Team (2016, 2017, 2018)
- ◆ NCAA Track & Field Second-Team All-American (2019, Discus)
- ◆ NCAA Track & Field Honorable-Mention All-American (2018, Discus)
- ◆ Started 11 of 12 games at defensive end as a senior in 2019, missing the Wisconsin game due to injury
- ◆ Totaled 32 tackles, which ranked second among Nebraska's defensive linemen, behind his twin brother Khalil
- ◆ Ranked second on the team behind his twin brother with 4.0 sacks
- ◆ Against Northern Illinois, tied his career high with 6 tackles and 2.0 TFLs, while setting a career high with 1.5 sacks as Nebraska kept the Huskies out of the end zone
- ◆ Added 4 tackles each against Ohio State, Northwestern and Minnesota, while forcing the first fumble of his career against the Gophers
- ◆ Eight-time letterwinner at Nebraska (four in both football and track)
- ◆ Along with twin brother, Khalil, first Huskers in more than 50 years to be eight-time letterwinners and just the ninth and 10th eight-time letterwinners in the history of Nebraska Athletics
- ◆ Graduated with a degree in child, youth and family studies

- ★ Attended Blue Springs HS (Blue Springs, Mo.)
- ★ Ranked among the top five players in Missouri and the top 25 defensive tackles in the country by Rivals.com, 247 Sports and Scout
- ★ Rated as the No. 201 overall prospect in the country by Scout
- ★ Recorded 64 tackles, including an impressive 33 TFLs, 18 sacks and 21 QB pressures as a senior
- ★ Helped the Wildcats to an 8-4 record and a trip to the third round of the Class 6 state playoffs
- ★ Missouri Coaches Association Class 6 Defensive Player of the Year in 2014
- ★ Earned the prestigious Buck Buchanan Award at the Simone ceremony
- ★ Class 6 all-state pick for the second straight year and earned All-Metro honors from the Kansas City Star
- ★ Helped lead Blue Springs to a Class 5 Missouri State Championship Track & Field title in 2015, capturing first-place finishes in shot put and discus in the process
- ★ Had a throw of 214-4 in the discus as a senior, the best prep mark in the nation in 2015
- ★ Son of Carl and Tracy Davis
- ★ Older of the Davis twins by five minutes
- ★ Volunteered his time with the Nebraska Football Road Race, a Mother/Son Event, Husker Heroes, the FCA and local school and hospital visits

[illegible]

CARLOS DAVIS' NFL POSTSEASON DEFENSIVE STATISTICS

DATE	TEAM	GP	GS	TACKLES								INTERCEPTIONS				O. FUMB			ST				MISC	
				TK	S	A	TFL	YDS	SK	YDS	QBH	NO	YDS	LG	TD	PD	FF	FR	YDS	TK	S	A	FF	FR
2020	Steelers	1	0	0	0	0	0	0	0.0	0.0	0	0	0	0	0	0	0	0	0	0	0	0	0	0
NFL TOTALS		1	0	0	0	0	0	0	0.0	0.0	0	0	0	0	0	0	0	0	0	0	0	0	0	0

SINGLE-GAME HIGHS: DEFENSIVE

Total Tackles2 vs. Indianapolis Colts, Dec 27, 2020

Tackles For Loss1 at Dallas Cowboys, Nov 08, 2020

1 at Dallas Cowboys, Nov 08, 2020

2020 GAME-BY-GAME REGULAR-SEASON STATISTICS (STEELERS)

DATE	OPPONENT	P/S	TACKLES							INTERCEPTIONS				O. FUMB			ST			MISC		W/L	SCORE			
			TK	S	A	SK	YDS	TFL	YDS	QBH	NO	YDS	LG	TD	PD	FF	FR	YDS	TK	S	A			FF	FR	S
09/14	at Giants										ON INACTIVE LIST														W	26-16
09/20	Broncos										ON INACTIVE LIST														W	26-21
09/27	Texans										ON INACTIVE LIST														W	28-21
10/11	Eagles										INACTIVE														W	38-29
10/18	Browns										ON INACTIVE LIST														W	38-7
10/25	at Titans										ON INACTIVE LIST														W	27-24
11/01	at Ravens										ON INACTIVE LIST														W	28-24
11/08	at Cowboys	P	2	2	0	0.0	0.0	1	4	0	0	0	0	0	0	0	0	0	0	0	0	0	0	0	W	24-19
11/15	Bengals	P	1	1	0	0.0	0.0	0	0	0	0	0	0	0	0	0	0	0	0	0	0	0	0	0	W	36-10
11/22	at Jaguars	P	0	0	0	0.0	0.0	0	0	0	0	0	0	0	0	0	0	0	0	0	0	0	0	0	W	27-3
12/02	Ravens	P	0	0	0	0.0	0.0	0	0	0	0	0	0	0	0	0	0	0	0	0	0	0	0	0	W	19-14
12/07	Washington										ON INACTIVE LIST														L	17-23
12/13	at Bills										DID NOT PLAY (NON-INJURY)														L	15-26
12/21	at Bengals	P	0	0	0	0.0	0.0	0	0	0	0	0	0	0	0	0	0	0	0	0	0	0	0	0	L	17-27
12/27	Colts	P	2	1	1	0.0	0.0	0	0	0	0	0	0	0	0	0	0	0	0	0	0	0	0	0	W	28-24
01/03	at Browns	P	1	0	1	0.0	0.0	0	0	0	0	0	0	0	0	0	0	0	0	0	0	0	0	0	L	22-24
2020 TOTALS		7-0	6	4	2	0.0	0.0	1	4	0	0	0	0	0	0	0	0	0	0	0	0	0	0	0	12-4	

2021 GAME-BY-GAME REGULAR-SEASON STATISTICS (STEELERS)

		TACKLES								INTERCEPTIONS						O. FUMB			ST			MISC					
DATE	OPPONENT	P/S	TK	S	A	SK	YDS	TFL	YDS	QBH	NO	YDS	LG	TD	PD	FF	FR	YDS	TK	S	A	FF	FR	S	A	W/L	SCORE
09/12	at Bills	P	1	1	0	0.0	0.0	0	0	0	0	0	0	0	0	0	0	0	0	0	0	0	0	0	0	W	23-16
2021 TOTALS		1-0	1	1	0	0.0	0.0	0	0	0	0	0	0	0	0	0	0	0	0	0	0	0	0	0	0	1-0	

2020 GAME-BY-GAME POSTSEASON STATISTICS (STEELERS)

DATE	OPPONENT	P/S	TACKLES							INTERCEPTIONS					O. FUMB		ST			MISC		W/L	SCORE		
			TK	S	A	SK	YDS	TFL	YDS	QBH	NO	YDS	LG	TD	PD	FF	FR	YDS	TK	S	A			FF	FR
01/10	Browns	P	0	0	0	0.0	0.0	0	0	0	0	0	0	0	0	0	0	0	0	0	0	0	0	L	37-48
2020 TOTALS		1-0	0	0	0	0.0	0.0	0	0	0	0	0	0	0	0	0	0	0	0	0	0	0	0	0-1	



EST. 1933

STEELERS NATION

69

KEVIN DOTSON

OFFENSIVE LINEMAN

HEIGHT: 6-4
WEIGHT: 321
COLLEGE: Louisiana
BORN: Sep. 18, 1996 (24)

BIRTHPLACE: Plaquemine, LA
HOW ACQUIRED: D4b '20
NFL EXPERIENCE: 2nd year

PRO CAREER

✦ Played in 14 career games (five starts)

2020 (STEELERS)

- ✦ Played in 13 regular-season games (four starts)
- ✦ Made NFL debut in Week 1 of 2020 at N.Y. Giants
- ✦ Made NFL starting debut in Week 2 of 2020 vs. Denver (at right guard after injuries to both G David DeCastro and G Stefen Wisniewski)
- ✦ Part of an offensive line that surrendered just 14 sacks, which was the lowest total in the NFL
- ✦ The 14 sacks allowed by the Steelers were the fewest allowed by the team and tied for the ninth fewest allowed in the League since 1982 when sacks became an official statistic
- ✦ Steelers allowed 1.0 sack or less in 12 games this season, including six games without a sack
- ✦ Pittsburgh did not allow a sack over a five-game stretch (Nov. 8-Dec. 7)
- ✦ The five-game streak without surrendering a sack is the franchise's longest streak since 1982 when sacks became an official statistic
- ✦ The five-game streak without allowing a sack is tied for the third longest in the NFL since 1982 when sacks became an official statistic
- ✦ Inactive both Week 10 (vs. Cincinnati) and Week 11 (at Jacksonville) on Reserve/COVID-19 List
- ✦ Inactive in Week 15 (at Cincinnati) due to a shoulder injury

TRANSACTIONS

✦ Signed a four-year contract with Pittsburgh on July 25, 2020

- ♦ Drafted by the Steelers in the fourth round (135th overall) of the 2020 NFL Draft

COLLEGE

- ♦ Four-year letterwinner at Louisiana (2015-19)
- ♦ 2019 Associated Press First Team All-American
- ♦ 2019 USA Today First Team All-American
- ♦ 2019 Sports Illustrated First Team All-American
- ♦ 2019 Pro Football Focus First Team All-American
- ♦ 2019 Sporting News Second Team All-American
- ♦ 2019 First Team All-Sun Belt Conference
- ♦ 2019 All-Louisiana First Team
- ♦ 2018 First Team All-Sun Belt Conference
- ♦ 2017 Second Team All-Sun Belt Conference
- ♦ 2017 Second Team All-Louisiana
- ♦ 2016 Sun Belt Conference All-Newcomer Team
- ♦ One of the highest-graded offensive linemen in the nation as a redshirt senior in 2019
- ♦ Started all 14 of Louisiana's games
- ♦ Second player in school history to earn AP All-America honors after Orlando Thomas garnered third-team honors in 1993 and second-team honors in 1994
- ♦ First player in program history to be named a First-Team All American by the other publications
- ♦ Named First-Team All-Sun Belt and First-Team All-Louisiana
- ♦ Made his 52nd career start against Miami (Ohio) in the LendingTree Bowl, the second most by any offensive lineman in 2019
- ♦ Helped pave the way for a Louisiana ground attack that finished the year ranked third nationally in yards per rush (6.28), fourth nationally in rushing TDs (42), sixth nationally in rushing yards per game (257.4) and seventh nationally in total rushing yards (3,604)
- ♦ Part of an offensive line that ranked fifth nationally and first in the Sun Belt in sacks allowed (1.07)
- ♦ Participated in the East-West Shrine Bowl
- ♦ Graduated with a degree in mass communication

PERSONAL

- ♦ Attended Plaquemine High School (Plaquemine, La.)
- ♦ Rated as the No. 4 guard in the state of Louisiana by Rivals.com
- ♦ Three-time all-district selection
- ♦ Helped lead the Green Devils to a 13-2 record and a berth in the Class 4A state semifinals
- ♦ Named to the Class 4A All-State team
- ♦ Named to the NOLA.com/The Times Picayune All-Baton Rouge Area Football Team
- ♦ Played in the Louisiana High School Coaches Association All-Star Game
- ♦ Son of Kely and Denise Dotson
- ♦ Father played football at Louisiana from 1995-96
- ♦ Mother ran track at McNeese State
- ♦ One brother, Kenny, and one sister, Payton
- ♦ Uncles, Alvin and Dennis McKinley, played in the NFL for the Cleveland Browns and Arizona Cardinals, respectively

KEVIN DOTSON'S NFL REGULAR SEASON STATISTICS

DATE	TEAM	GP	GS
2020	Steelers	13	4
2021	Steelers	1	1
NFL TOTALS		14	5

KEVIN DOTSON'S NFL POSTSEASON STATISTICS

DATE	TEAM	GP	GS
2020	Steelers	1	0
NFL TOTALS		1	0

2020 GAME-BY-GAME REGULAR-SEASON STATISTICS (STEELERS)

DATE	OPPONENT	P/S		W/L	SCORE
09/14	at Giants	P		W	26-16
09/20	Broncos	S		W	26-21
09/27	Texans	P		W	28-21
10/11	Eagles	P		W	38-29
10/18	Browns	S		W	38-7
10/25	at Titans	P		W	27-24
11/01	at Ravens	P		W	28-24
11/08	at Cowboys	P		W	24-19
11/15	Bengals		DID NOT PLAY	W	36-10
11/22	at Jaguars		DID NOT PLAY	W	27-3
12/02	Ravens	P		W	19-14
12/07	Washington	P		L	17-23
12/13	at Bills	P		L	15-26
12/21	at Bengals		ON INACTIVE LIST	L	17-27
12/27	Colts	S		W	28-24
01/03	at Browns	S		L	22-24
2020 TOTALS		13-4		12-4	

2021 GAME-BY-GAME REGULAR-SEASON STATISTICS (STEELERS)

DATE	OPPONENT	P/S		W/L	SCORE
09/12	at Bills	S		W	23-16
2021 TOTALS		1-1		1-0	

2020 GAME-BY-GAME POSTSEASON STATISTICS (STEELERS)

DATE	OPPONENT	P/S		W/L	SCORE
01/10	Browns	P		L	37-48
2020 TOTALS			1-0	0-1	



ERIC EBON

TIGHT END

HEIGHT: 6-4

BIRTHPLACE Newark, NJ

WEIGHT: 253

HOW ACQUIRED: UFA '20

COLLEGE: North Carolina

NFL EXPERIENCE: 8th year

BORN: Apr. 10, 1993 (28)

PRO CAREER

- ✦ Has played in 99 games (57 starts) over his eight-year NFL career (Lions 2014-17; Colts 2018-19; Steelers 2020-21)
- ✦ Has caught 340 passes for 3,772 yards and 32 TDs
- ✦ Has played in five postseason games (three starts) over his seven-year NFL career (Lions 2014, 2016; Colts 2018; Steelers 2020)
- ✦ Has caught 20 passes for 183 yards and two TDs in the playoffs
- ✦ Registered 10 or more receptions in two career games
- ✦ Recorded 100 or more receiving yards in one career game
- ✦ His 340 receptions rank eighth among active tight ends
- ✦ His 3,772 receiving yards rank eighth among active tight ends
- ✦ His 32 receiving TDs rank eighth among active tight ends
- ✦ Caught nine passes for a career-best 105 receiving yards against New England in Week 5 of 2018
- ✦ Topped Dallas Clark (11) for most receiving TDs by a tight end in Colts history in 2018 with 13
- ✦ Registered three TDs (two receiving and one rushing) in Week 10 of 2018 at Jacksonville
- ✦ Joined Rob Gronkowski as the only tight end in NFL history to record two receiving TDs and one rushing TD in the same game
- ✦ Named to the 2018 Pro Bowl
- Made NFL debut in Week 1 of 2014 vs. N.Y. Giants
- ✦ Made NFL starting debut in Week 6 of 2014 at Minnesota

2020 (STEELERS)

- ✦ Played in 15 regular-season games (nine starts)
- ✦ Caught 56 passes for 558 yards and five TDs

2019 (COLTS)

- ✦ Played in 11 regular-season games (two starts) before going on Injured/Reserved in Week 13
- ✦ Caught 31 passes for 375 yards and three TDs

2018 (COLTS)

- ✦ Played in 16 regular-season games (eight starts)
- ✦ Caught 66 passes for 750 yards and 14 TDs (13 receiving TDs)
- ✦ His 14 total and 13 receiving TDs each led all NFL tight ends
- ✦ Established single-season career highs in receptions, receiving yards, receiving TDs and total TDs
- ✦ Named to the Pro Bowl
- ✦ His 13 receiving TDs were a franchise single-season record for a tight end
- ✦ Registered three TDs (two receiving and one rushing) in Week 10 at Jacksonville
- ✦ Joined Rob Gronkowski as the only tight end in NFL history to record two receiving TDs and one rushing TD in the same game
- ✦ Played in two postseason games (one start)

2017 (LIONS)

- ✦ Played in 16 regular-season games (nine starts)
- ✦ Caught 53 passes for 574 yards and four TDs

2016 (LIONS)

- ✦ Played in 13 regular-season games (13 starts)
- ✦ Caught 61 passes for 711 yards and one TD

2015 (LIONS)

- ✦ Played in 14 regular-season games (eight starts)
- ✦ Caught 47 passes for 537 yards and five TDs

2014 (LIONS)

- ✦ Played in 13 regular-season games (seven starts)
- ✦ Caught 25 passes for 248 yards and one TD

TRANSACTIONS

- ✦ Signed a two-year contract with Pittsburgh on Mar. 30, 2020
- ✦ Placed on Reserve/Injured list on Nov. 24, 2019
- ✦ Signed a two-year contract with Indianapolis on Mar. 19, 2018
- ✦ Released by Detroit on Mar. 14, 2018

- ✦ The Lions exercised their fifth-year option on May 2, 2017
- ✦ Signed a four-year contract with Detroit on June 13, 2014
- ✦ Drafted by the Lions in the first round (10th overall) of the 2014 NFL Draft

COLLEGE

- ✦ Played in 34 games (21 starts) in three seasons at North Carolina (2011-13), where he set school career records for a tight end with 112 receptions for 1,805 yards (16.1 avg.) and eight TDs
- ✦ His 112 receptions rank second all-time in ACC history
- ✦ Established school tight end records for single-season receptions (62) and single-season receiving yards (973) as a junior in 2013
- ✦ His 973 receiving yards in 2013 were an ACC record for a tight end, besting the mark of 871 set by Maryland's Vernon Davis in 2005
- ✦ Appeared in all 13 games (10 starts) and concluded his final year at North Carolina with single-season career highs in receptions (62) and receiving yards (973) while tallying three TDs
- ✦ Set a school record for tight ends with 199 yards on eight receptions against Miami, which included a then career-long 71-yard reception
- ✦ Earned All-American first-team honors from ESPN.com
- ✦ Added second-team accolades from Associated Press, USA Today, Walter Camp, Athlon, Sports Illustrated and CBSSports.com
- ✦ Named All-ACC Second Team by the media and coaches in 2012 after recording 40 receptions, 625 yards and four TDs in 11 starts
- ✦ Appeared in 10 games as a true freshman and registered 10 receptions for 207 yards and one TD

PERSONAL

- ✦ Played tight end and defensive end at Smith High School (Greensboro, N.C.)
- ✦ Named to the Associated Press North Carolina All-State team as a senior, earning a roster spot on North Carolina's Shrine Bowl team
- ✦ As a two-way player during his senior year, posted 28 receptions for 682 yards and 10 TDs, and 68 tackles and 13.5 sacks as a defensive end
- ✦ Hosts an annual summer football camp for kids in his hometown of Greensboro, N.C.
- ✦ Son of Eric Ebron Sr. and Gina Jackson
- ✦ Full name: Eric Ebron

REGULAR SEASON COMPARISON: RECEIVING - LAS VEGAS RAIDERS

DATE	OPP	W/L	GP/GS	REC	YDS.	AVG.	TD	LG	TGTS	YAC
11/22/15	DET vs. OAK	W	P	0	0	0	0	0	2	0
10/28/18	IND @ OAK	W	P	3	37	12.3	1	20t	3	11
9/29/19	IND vs. OAK	L	P	1	48	48.0	1	48t	5	21
TOTALS		2/1	3/0	4	85	21.3	2	48t	10	32

ERIC EBON'S NFL REGULAR SEASON RUSHING/RECEIVING STATISTICS

DATE	TEAM	GP	GS	RECEIVING					RUSHING				
				NO.	YDS.	AVG.	LG	TD	NO.	YDS.	AVG.	LG	TD
2014	Lions	13	7	25	248	9.9	22	1	0	0	0.0	0	0
2015	Lions	14	8	47	537	11.4	55	5	0	0	0.0	0	0
2016	Lions	13	13	61	711	11.7	61	1	1	1	1.0	1t	1
2017	Lions	16	9	53	574	10.8	44	4	0	0	0.0	0	0
2018	Colts	16	8	66	750	11.4	53t	13	3	-8	-2.7	2t	1
2019	Colts	11	2	31	375	12.1	48t	3	0	0	0.0	0	0
2020	Steelers	15	9	56	558	10.0	27	5	0	0	0.0	0	0
2021	Steelers	1	1	1	19	19.0	19	0	0	0	0.0	0	0
NFL TOTALS		99	57	340	3,772	11.1	61	32	4	-7	-1.8	2T	2

ERIC EBON'S NFL POSTSEASON RUSHING/RECEIVING STATISTICS

DATE	TEAM	GP	GS	RECEIVING					RUSHING				
				NO.	YDS.	AVG.	LG	TD	NO.	YDS.	AVG.	LG	TD
2014	Lions	1	1	3	21	7.0	8	0	0	0	0.0	0	0
2016	Lions	1	1	2	23	11.5	12	0	0	0	0.0	0	0
2018	Colts	2	1	8	77	9.6	21	1	0	0	0.0	0	0
2020	Steelers	1	0	7	62	8.9	17t	1	0	0	0.0	0	0
NFL TOTALS		5	3	20	183	9.2	21	2	0	0	0.0	0	0

ERIC EBON'S NFL REGULAR SEASON RETURN STATISTICS

DATE	TEAM	RET.	KICKOFF RETURNS					PUNT RETURNS				
			YDS.	AVG.	LG	TD	NO.	FC	YDS.	AVG.	LG	TD
2014	Lions	0	0	0.0	0	0	0	0	0	0.0	0	0
2015	Lions	0	0	0.0	0	0	0	0	0	0.0	0	0
2016	Lions	0	0	0.0	0	0	0	0	0	0.0	0	0
2017	Lions	0	0	0.0	0	0	0	0	0	0.0	0	0
2018	Colts	0	0	0.0	0	0	0	0	0	0.0	0	0
2019	Colts	0	0	0.0	0	0	0	0	0	0.0	0	0
2020	Steelers	0	0	0.0	0	0	0	0	0	0.0	0	0
2021	Steelers	0	0	0.0	0	0	0	0	0	0.0	0	0
NFL TOTALS		0	0	0.0	0	0	0	0	0	0.0	0	0

ERIC EBON'S NFL POSTSEASON RETURN STATISTICS

DATE	TEAM	RET.	KICKOFF RETURNS					PUNT RETURNS				
			YDS.	AVG.	LG	TD	NO.	FC	YDS.	AVG.	LG	TD
2014	Lions	0	0	0.0	0	0	0	0	0	0.0	0	0
2016	Lions	0	0	0.0	0	0	0	0	0	0.0	0	0
2018	Colts	0	0	0.0	0	0	0	0	0	0.0	0	0
2020	Steelers	0	0	0.0	0	0	0	0	0	0.0	0	0
NFL TOTALS		0	0	0.0	0	0	0	0	0	0.0	0	0

SINGLE-GAME HIGHS: RUSHING/RECEIVING

Rush Attempts	1 at Jacksonville Jaguars, Dec 02, 2018 1 vs. Jacksonville Jaguars, Nov 11, 2018 ...2 more at 1.	Longest Receptions	61 vs. Jacksonville Jaguars, Nov 20, 2016 55 vs. Minnesota Vikings, Oct 25, 2015
Rushing Yards	2 vs. Jacksonville Jaguars, Nov 11, 2018 1 vs. Jacksonville Jaguars, Nov 20, 2016	Receiving TDs	2 vs. Miami Dolphins, Nov 25, 2018 2 vs. Jacksonville Jaguars, Nov 11, 2018 ...1 more at 2.
Longest Runs	21 vs. Jacksonville Jaguars, Nov 11, 2018 11 vs. Jacksonville Jaguars, Nov 20, 2016	All-Purpose Yards	105 at New England Patriots, Oct 04, 2018 94 at Tampa Bay Buccaneers, Dec 10, 2017
Rushing TDs	1 vs. Jacksonville Jaguars, Nov 11, 2018 1 vs. Jacksonville Jaguars, Nov 20, 2016	Miscellaneous Tackles	1 vs. Miami Dolphins, Nov 10, 2019 1 vs. Miami Dolphins, Nov 25, 2018 ...3 more at 1.
Receptions	10 at Jacksonville Jaguars, Dec 02, 2018 10 at Tampa Bay Buccaneers, Dec 10, 2017	Most TDs	3 vs. Jacksonville Jaguars, Nov 11, 2018 2 vs. Miami Dolphins, Nov 25, 2018 ...1 more at 2.
Receiving Yards	105 at New England Patriots, Oct 04, 2018 94 at Tampa Bay Buccaneers, Dec 10, 2017	Receiving Average	23.3 vs. Jacksonville Jaguars, Nov 20, 2016 23.0 vs. Jacksonville Jaguars, Nov 11, 2018

SINGLE-GAME HIGHS - POSTSEASON: RECEIVING

Receptions	7 vs. Cleveland Browns, Jan 10, 2021 5 at Kansas City Chiefs, Jan 12, 2019 3 at Houston Texans, Jan 05, 2019 3 at Dallas Cowboys, Jan 04, 2015 2 at Seattle Seahawks, Jan 07, 2017	Receiving TDs	1 vs. Cleveland Browns, Jan 10, 2021 1 at Houston Texans, Jan 05, 2019
Receiving Yards	62 vs. Cleveland Browns, Jan 10, 2021 51 at Kansas City Chiefs, Jan 12, 2019 26 at Houston Texans, Jan 05, 2019 23 at Seattle Seahawks, Jan 07, 2017 21 at Dallas Cowboys, Jan 04, 2015	All-Purpose Yards	62 vs. Cleveland Browns, Jan 10, 2021 51 at Kansas City Chiefs, Jan 12, 2019 26 at Houston Texans, Jan 05, 2019 23 at Seattle Seahawks, Jan 07, 2017 21 at Dallas Cowboys, Jan 04, 2015
Longest Receptions	21 at Kansas City Chiefs, Jan 12, 2019 17t vs. Cleveland Browns, Jan 10, 2021 17 at Kansas City Chiefs, Jan 12, 2019 15 at Houston Texans, Jan 05, 2019 12 at Seattle Seahawks, Jan 07, 2017	Most TDs	1 vs. Cleveland Browns, Jan 10, 2021 1 at Houston Texans, Jan 05, 2019

100-YARD RECEIVING GAMES (1): REGULAR SEASON

DATE	TEAM	NO.	YDS.	AVG.	LG	TD
10/04/18	at Patriots	9	105	11.7	28	2

2014 GAME-BY-GAME REGULAR-SEASON STATISTICS (LIONS)

DATE	OPPONENT	P/S	RECEIVING					RUSHING					W/L	SCORE
			NO.	YDS.	AVG.	LG	TD	NO.	YDS.	AVG.	LG	TD		
09/08	Giants	P	0	0	0.0	0	0	0	0	0.0	0	0	W	35-14
09/14	at Panthers	P	3	38	12.7	17	0	0	0	0.0	0	0	L	7-24
09/21	Packers	P	0	0	0.0	0	0	0	0	0.0	0	0	W	19-7
09/28	at Jets	P	3	34	11.3	16t	1	0	0	0.0	0	0	W	24-17
10/05	Bills	P	2	8	4.0	5	0	0	0	0.0	0	0	L	14-17
10/12	at Vikings	S	2	23	11.5	12	0	0	0	0.0	0	0	W	17-3
10/19	Saints						INACTIVE						W	24-23
10/26	at Falcons						INACTIVE						W	22-21
11/09	Dolphins						INACTIVE						W	20-16
11/16	at Cardinals	S	4	22	5.5	8	0	0	0	0.0	0	0	L	6-14
11/23	at Patriots	P	2	23	11.5	17	0	0	0	0.0	0	0	L	9-34
11/27	Bears	S	3	23	7.7	13	0	0	0	0.0	0	0	W	34-17
12/07	Buccaneers	S	3	28	9.3	12	0	0	0	0.0	0	0	W	34-17
12/14	Vikings	S	1	11	11.0	11	0	0	0	0.0	0	0	W	16-14
12/21	at Bears	S	0	0	0.0	0	0	0	0	0.0	0	0	W	20-14
12/28	at Packers	S	2	38	19.0	22	0	0	0	0.0	0	0	L	20-30
2014 TOTALS		13-7	25	248	9.9	22	1	0	0	0.0	0	0	11-5	

2015 GAME-BY-GAME REGULAR-SEASON STATISTICS (LIONS)

DATE	OPPONENT	P/S	RECEIVING					RUSHING					W/L	SCORE
			NO.	YDS.	AVG.	LG	TD	NO.	YDS.	AVG.	LG	TD		
09/13	at Chargers	P	4	53	13.3	18t	1	0	0	0.0	0	0	L	28-33
09/20	at Vikings	S	5	43	8.6	16	1	0	0	0.0	0	0	L	16-26
09/27	Broncos	S	4	61	15.3	29	0	0	0	0.0	0	0	L	12-24
10/05	at Seahawks	P	2	22	11.0	19	0	0	0	0.0	0	0	L	10-13
10/11	Cardinals												L	17-42
10/18	Bears												W	37-34+
10/25	Vikings	S	5	89	17.8	55	1	0	0	0.0	0	0	L	19-28
11/01	at Chiefs	S	3	24	8.0	14	0	0	0	0.0	0	0	L	10-45
11/15	at Packers	P	4	28	7.0	13	0	0	0	0.0	0	0	W	18-16
11/22	Raiders	P	0	0	0.0	0	0	0	0	0.0	0	0	W	18-13
11/26	Eagles	P	2	28	14.0	19	0	0	0	0.0	0	0	W	45-14
12/03	Packers	S	2	9	4.5	6	1	0	0	0.0	0	0	L	23-27
12/13	at Rams	P	3	27	9.0	11	0	0	0	0.0	0	0	L	14-21
12/21	at Saints	S	4	79	19.8	45	0	0	0	0.0	0	0	W	35-27
12/27	49ers	S	4	49	12.3	20	0	0	0	0.0	0	0	W	32-17
01/03	at Bears	S	5	25	5.0	8	1	0	0	0.0	0	0	W	24-20
2015 TOTALS			14-8	47	537	11.4	55	5	0	0	0.0	0	0	7-9
+ - Overtime														

2016 GAME-BY-GAME REGULAR-SEASON STATISTICS (LIONS)

DATE	OPPONENT	P/S	RECEIVING					RUSHING					W/L	SCORE
			NO.	YDS.	AVG.	LG	TD	NO.	YDS.	AVG.	LG	TD		
09/11	at Colts	S	5	46	9.2	13	1	0	0	0.0	0	0	W	39-35
09/18	Titans	S	4	53	13.3	29	0	0	0	0.0	0	0	L	15-16
09/25	at Packers	S	5	69	13.8	21	0	0	0	0.0	0	0	L	27-34
10/02	at Bears	S	4	42	10.5	13	0	0	0	0.0	0	0	L	14-17
10/09	Eagles												W	24-23
10/16	Rams												W	31-28
10/23	Washington												W	20-17
10/30	at Texans	S	7	79	11.3	34	0	0	0	0.0	0	0	L	13-20
11/06	at Vikings	S	7	92	13.1	23	0	0	0	0.0	0	0	W	22-16+
11/20	Jaguars	S	3	70	23.3	61	0	1	1	1.0	1t	1	W	26-19
11/24	Vikings	S	0	0	0.0	0	0	0	0	0.0	0	0	W	16-13
12/04	at Saints	S	4	38	9.5	12	0	0	0	0.0	0	0	W	28-13
12/11	Bears	S	4	32	8.0	14	0	0	0	0.0	0	0	W	20-17
12/18	at Giants	S	4	36	9.0	21	0	0	0	0.0	0	0	L	6-17
12/26	at Cowboys	S	8	93	11.6	21	0	0	0	0.0	0	0	L	21-42
01/01	Packers	S	6	61	10.2	19	0	0	0	0.0	0	0	L	24-31
2016 TOTALS			13-13	61	711	11.7	61	1	1	1	1.0	1T	1	9-7
+ - Overtime														

2017 GAME-BY-GAME REGULAR-SEASON STATISTICS (LIONS)

DATE	OPPONENT	P/S	RECEIVING					RUSHING					W/L	SCORE
			NO.	YDS.	AVG.	LG	TD	NO.	YDS.	AVG.	LG	TD		
09/10	Cardinals	S	2	9	4.5	5	0	0	0	0.0	0	0	W	35-23
09/18	at Giants	S	5	42	8.4	17	1	0	0	0.0	0	0	W	24-10
09/24	Falcons	S	2	9	4.5	8	0	0	0	0.0	0	0	L	26-30
10/01	at Vikings	S	2	27	13.5	15	0	0	0	0.0	0	0	W	14-7
10/08	Panthers	S	1	6	6.0	6	0	0	0	0.0	0	0	L	24-27
10/15	at Saints	P	1	9	9.0	9	0	0	0	0.0	0	0	L	38-52
10/29	Steelers	S	2	58	29.0	44	0	0	0	0.0	0	0	L	15-20
11/06	at Packers	P	3	35	11.7	19	0	0	0	0.0	0	0	W	30-17
11/12	Browns	S	2	39	19.5	29t	1	0	0	0.0	0	0	W	38-24
11/19	at Bears	S	4	49	12.3	26	0	0	0	0.0	0	0	W	27-24
11/23	Vikings	S	4	34	8.5	14	0	0	0	0.0	0	0	L	23-30
12/03	at Ravens	P	4	38	9.5	13	0	0	0	0.0	0	0	L	20-44
12/10	at Buccaneers	P	10	94	9.4	21	0	0	0	0.0	0	0	W	24-21
12/16	Bears	P	5	33	6.6	19	1	0	0	0.0	0	0	W	20-10
12/24	at Bengals	P	5	83	16.6	33t	1	0	0	0.0	0	0	L	17-26
12/31	Packers	P	1	9	9.0	9	0	0	0	0.0	0	0	W	35-11
2017 TOTALS			16-9	53	574	10.8	44	4	0	0	0.0	0	0	9-7

2018 GAME-BY-GAME REGULAR-SEASON STATISTICS (COLTS)

DATE	OPPONENT	P/S	RECEIVING					RUSHING					W/L	SCORE
			NO.	YDS.	AVG.	LG	TD	NO.	YDS.	AVG.	LG	TD		
09/09	Bengals	S	4	51	12.8	26t	1	0	0	0.0	0	0	L	23-34
09/16	at Washington	P	3	26	8.7	13	1	0	0	0.0	0	0	W	21-9
09/23	at Eagles	S	5	33	6.6	9	0	0	0	0.0	0	0	L	16-20
09/30	Texans	S	5	40	8.0	12	1	0	0	0.0	0	0	L	34-37+
10/04	at Patriots	S	9	105	11.7	28	2	0	0	0.0	0	0	L	24-38
10/14	at Jets	P	4	71	17.8	19	1	1	-1	-1.0	-1	0	L	34-42
10/21	Bills	S	3	31	10.3	14	0	0	0	0.0	0	0	W	37-5
10/28	at Raiders	P	3	37	12.3	20t	1	0	0	0.0	0	0	W	42-28
11/11	Jaguars	P	3	69	23.0	53t	2	1	2	2.0	2t	1	W	29-26
11/18	Titans	P	0	0	0.0	0	0	0	0	0.0	0	0	W	38-10
11/25	Dolphins	P	5	45	9.0	14t	2	0	0	0.0	0	0	W	27-24
12/02	at Jaguars	P	10	81	8.1	20	0	1	-9	-9.0	-9	0	L	0-6
12/09	at Texans	S	4	65	16.3	23	1	0	0	0.0	0	0	W	24-21
12/16	Cowboys	S	1	8	8.0	8	0	0	0	0.0	0	0	W	23-0
12/23	Giants	P	3	28	9.3	14	0	0	0	0.0	0	0	W	28-27
12/30	at Titans	S	4	60	15.0	22	1	0	0	0.0	0	0	W	33-17
2018 TOTALS			16-8	66	750	11.4	53T	13	3	-8	-2.7	2T	1	10-6
+ - Overtime														

2019 GAME-BY-GAME REGULAR-SEASON STATISTICS (COLTS)

DATE	OPPONENT	P/S	RECEIVING					RUSHING					W/L	SCORE
			NO.	YDS.	AVG.	LG	TD	NO.	YDS.	AVG.	LG	TD		
09/08	at Chargers	P	1	8	8.0	8	0	0	0	0.0	0	0	L	24-30+
09/15	at Titans	P	3	25	8.3	13	1	0	0	0.0	0	0	W	19-17
09/22	Falcons	P	3	47	15.7	30	0	0	0	0.0	0	0	W	27-24
09/29	Raiders	P	1	48	48.0	48t	1	0	0	0.0	0	0	L	24-31
10/06	at Chiefs	P	1	8	8.0	8	0	0	0	0.0	0	0	W	19-13
10/20	Texans	S	4	70	17.5	33	1	0	0	0.0	0	0	W	30-23
10/27	Broncos	P	3	26	8.7	12	0	0	0	0.0	0	0	W	15-13
11/03	at Steelers	P	2	16	8.0	9	0	0	0	0.0	0	0	L	24-26
11/10	Dolphins	S	5	56	11.2	23	0	0	0	0.0	0	0	L	12-16
11/17	Jaguars	P	4	27	6.8	14	0	0	0	0.0	0	0	W	33-13
11/21	at Texans	P	4	44	11.0	14	0	0	0	0.0	0	0	L	17-20
12/01	Titans												L	17-31
12/08	at Buccaneers												L	35-38
12/16	at Saints												L	7-34
12/22	Panthers												W	38-6
12/29	at Jaguars												L	20-38
2019 TOTALS			11-2	31	375	12.1	48T	3	0	0	0.0	0	0	7-9
+ - Overtime														

2020 GAME-BY-GAME REGULAR-SEASON STATISTICS (STEELERS)

DATE	OPPONENT	P/S	RECEIVING					RUSHING					W/L	SCORE
			NO.	YDS.	AVG.	LG	TD	NO.	YDS.	AVG.	LG	TD		
09/14	at Giants	P	1	18	18.0	18	0	0	0	0.0	0	0	W	26-16
09/20	Broncos	S	3	43	14.3	21	0	0	0	0.0	0	0	W	26-21
09/27	Texans	S	5	52	10.4	17	1	0	0	0.0	0	0	W	28-21
10/11	Eagles	S	5	43	8.6	17	0	0	0	0.0	0	0	W	38-29
10/18	Browns	S	2	9	4.5	7	0	0	0	0.0	0	0	W	38-7
10/25	at Titans	S	6	50	8.3	22	0	0	0	0.0	0	0	W	27-24
11/01	at Ravens	S	4	48	12.0	18t	1	0	0	0.0	0	0	W	28-24
11/08	at Cowboys	P	3	22	7.3	9	1	0	0	0.0	0	0	W	24-19
11/15	Bengals	S	2	38	19.0	24	0	0	0	0.0	0	0	W	36-10
11/22	at Jaguars	S	4	36	9.0	20t	1	0	0	0.0	0	0	W	27-3
12/02	Ravens	P	7	54	7.7	27	0	0	0	0.0	0	0	W	19-14
12/07	Washington	S	7	68	9.7	22	0	0	0	0.0	0	0	L	17-23
12/13	at Bills	P	2	30	15.0	17	0	0	0	0.0	0	0	L	15-26
12/21	at Bengals	P	0	0	0.0	0	0	0	0	0.0	0	0	L	17-27
12/27	Colts	P	5	47	9.4	11	1	0	0	0.0	0	0	W	28-24
01/03	at Browns												L	22-24
2020 TOTALS			15-9	56	558	10.0	27	5	0	0	0.0	0	0	12-4

2021 GAME-BY-GAME REGULAR-SEASON STATISTICS (STEELERS)

DATE	OPPONENT	P/S	RECEIVING					RUSHING					W/L	SCORE
			NO.	YDS.	AVG.	LG	TD	NO.	YDS.	AVG.	LG	TD		
09/12	at Bills	S	1	19	19.0	19	0	0	0	0.0	0	0	W	23-16
2021 TOTALS			1-1	1	19	19.0	19	0	0	0	0.0	0	0	1-0

2014 GAME-BY-GAME POSTSEASON STATISTICS (LIONS)

DATE	OPPONENT	P/S	RECEIVING					RUSHING					W/L	SCORE
			NO.	YDS.	AVG.	LG	TD	NO.	YDS.	AVG.	LG	TD		
01/04	at Cowboys	S	3	21	7.0	8	0	0	0	0.0	0	0	L	20-24
2014 TOTALS		1-1	3	21	7.0	8	0	0	0	0.0	0	0	0-1	

2016 GAME-BY-GAME POSTSEASON STATISTICS (LIONS)


DATE	OPPONENT	P/S	RECEIVING					RUSHING					W/L	SCORE
			NO.	YDS.	AVG.	LG	TD	NO.	YDS.	AVG.	LG	TD		
01/07	at Seahawks	S	2	23	11.5	12	0	0	0	0.0	0	0	L	6-26
2016 TOTALS		1-1	2	23	11.5	12	0	0	0	0.0	0	0	0-1	

2018 GAME-BY-GAME POSTSEASON STATISTICS (COLTS)

DATE	OPPONENT	P/S	RECEIVING					RUSHING					W/L	SCORE
			NO.	YDS.	AVG.	LG	TD	NO.	YDS.	AVG.	LG	TD		
01/05	at Texans	S	3	26	8.7	15	1	0	0	0.0	0	0	W	21-7
01/12	at Chiefs	P	5	51	10.2	21	0	0	0	0.0	0	0	L	13-31
2018 TOTALS		2-1	8	77	9.6	21	1	0	0	0.0	0	0	1-1	

2020 GAME-BY-GAME POSTSEASON STATISTICS (STEELERS)

DATE	OPPONENT	P/S	RECEIVING					RUSHING					W/L	SCORE
			NO.	YDS.	AVG.	LG	TD	NO.	YDS.	AVG.	LG	TD		
01/10	Browns	P	7	62	8.9	17t	1	0	0	0.0	0	0	L	37-48
2020 TOTALS		1-0	7	62	8.9	17T	1	0	0	0.0	0	0	0-1	



TERRELL EDMUNDS

SAFETY

HEIGHT: 6-1 BIRTHPLACE: Darville, VA

WEIGHT: 217 HOW ACQUIRED: D1 '18

COLLEGE: Virginia Tech NFL EXPERIENCE: 4th year

BORN: Jan. 20, 1997 (24)

PRO CAREER

- Has played in 48 games (44 starts) over his three-year NFL career (all with Steelers)
- Has registered 251 tackles, 173 solo stops, 15 passes defended, six quarterback hits, four tackles for loss, three interceptions, 2.0 sacks and one fumble recovery

2020 (STEELERS)

- Started 12 of the 15 regular-season games he played
- Recorded 68 tackles (46 solo), eight passes defended, two interceptions, one tackle for loss, one quarterback hit and 1.0 sack
- Inactive in Week 17 at Cleveland

2019 (STEELERS)

- Started all 16 games for the first time in his career
- Notched 105 tackles (71 solo) marking his first 100+ tackle season and finished second on the team in tackles
- Added three passes defended, two quarterback hits and two tackles for loss
- Led the team with a career-high 11 tackles (eight solo) and added one pass defended in Week 2 vs. Seattle
- Led the Steelers' secondary with 10 tackles (seven solo) and added two quarterback hits in Week 3 at San Francisco
- Led the team with a career-high 11 tackles (10 solo) in Week 15 vs. Buffalo

2018 (STEELERS)

- Started 15 of 16 regular-season games played as a rookie
- Played 92.5% of the defensive snaps in 2018, second-most on the defense
- Finished tied for third on the team in tackles (78 / 55 solo) and added 1.0 sack, one interception, four passes defended and three quarterback hits
- Recorded the first interception of his NFL career (QB Ryan Fitzpatrick) in Week 3 at Tampa Bay
- Registered the first defensive fumble recovery of his NFL career (forced by S Sean Davis) in Week 4 vs. Baltimore
- Tallied eight tackles (five solo) and the first sack of his NFL career (a nine-yard takedown of QB Philip Rivers) in Week 13 vs. L.A. Chargers

TRANSACTIONS

- Pittsburgh declined a fifth-year option for 2022
- Signed a four-year contract with the Steelers on July 24, 2018
- Drafted by Pittsburgh in the first round (28th overall) of the 2018 NFL Draft

COLLEGE

- Played in 37 games with 31 starts over a three-year span (2015-17) at Virginia Tech
- Totalled 196 tackles, 14 passes defended, 6.5 tackles for loss and six interceptions in his career
- Named Third-Team All-Atlantic Conference Coast selection in 2017, recording 59 tackles, 2.5 tackles for loss, two interceptions, three pass breakups and 1.5 sacks in 10 games played and started

- ✦ Played in all 14 games (13 starts) in 2016, earning honorable mention All-ACC accolades by tallying 89 tackles, four interceptions and 2.5 tackles for loss
- ✦ Tabbed ACC Defensive Back Player of the Week (Oct. 24)
- ✦ Posted 12 tackles and caught a reception for 20 yards in the ACC Championship Game vs. Clemson
- ✦ Made five stops and hauled in an interception in the Belk Bowl vs. Arkansas
- ✦ Saw action in 12 games (eight starts) in 2015, amassing 34 tackles
- ✦ Redshirted in 2014
- ✦ Majored in multimedia journalism

PERSONAL

- ✦ Attended Dan River High School (Ringgold, Va.)
- ✦ Class 2A West All-Region first-team selection as a running back and Offensive Back of the Year in the Courthouse Conference 37
- ✦ All-Conference 37 first-team selection after his senior year logging 1,753 rushing yards on 171 carries with 25 TDs, adding nine receptions for 111 yards and a TD
- ✦ Registered 53 tackles, two interceptions on defense
- ✦ Scored a combined 29 TDs in his senior year
- ✦ Son of Ferrell Jr. and Felicia Edmunds
- ✦ Father was an NFL Pro Bowl tight end
- ✦ Younger brother, Tremaine, was selected in the first round of the 2018 NFL Draft by the Buffalo Bills.
- ✦ Older brother, Trey, is a teammate on the Steelers

REGULAR SEASON COMPARISON: DEFENSIVE - LAS VEGAS RAIDERS

DATE	OPP	W/L	GP/GS	TOT	TACKLES		ASST	SACK	YDS.	INT	TFL	PD	QBH	TD	MISC	
					SOLO										FF	FR
12/9/18	PIT @ OAK	L	S	7	4		3	0.0	0.0	0	0	0	0	0	0	0
TOTALS		0/1	1/1	7	4		3	0.0	0.0	0	0	0	0	0	0	0

TERRELL EDMUNDS' NFL REGULAR SEASON DEFENSIVE STATISTICS

DATE	TEAM	GP	GS	TK	S	A	TACKLES				YDS	QBH	INTERCEPTIONS				O. FUMB			ST			MISC			
							TFL	YDS	SK				NO	YDS	LG	TD	PD	FF	FR	YDS	TK	S	A	FF	FR	S
2018	Steelers	16	15	73	52	21	1	9	1.0	9.0	3	1	35	35	0	4	0	1	0	5	3	2	0	0	0	0
2019	Steelers	16	16	105	71	34	2	7	0.0	0.0	2	0	0	0	0	3	0	0	0	0	0	0	0	0	0	0
2020	Steelers	15	12	68	46	22	1	11	1.0	11.0	1	2	11	7	0	8	0	0	0	0	0	0	0	0	0	0
2021	Steelers	1	1	5	4	1	0	0	0.0	0.0	0	0	0	0	0	0	0	0	0	0	0	0	0	0	0	0
NFL TOTALS		48	44	251	173	78	4	27	2.0	20.0	6	3	46	35	0	15	0	1	0	5	3	2	0	0	0	0

TERRELL EDMUNDS' NFL POSTSEASON DEFENSIVE STATISTICS


DATE	TEAM	GP	GS	TACKLES							INTERCEPTIONS							O. FUMB			ST				MISC	
				TK	S	A	TFL	YDS	LG	SK	YDS	QBH	NO	YDS	LG	TD	PD	FF	FR	YDS	TK	S	A	FF	FR	S
2020	Steelers	1	1	6	3	3	1	1	0.0	0.0	0	0	0	0	0	1	0	0	0	0	0	0	0	0	0	
NFL TOTALS		1	1	6	3	3	1	1	0.0	0.0	0	0	0	0	0	1	0	0	0	0	0	0	0	0	0	

SINGLE-GAME HIGHS: DEFENSIVE

Total Tackles	11 vs. Buffalo Bills, Dec 15, 2019	Tackles For Loss	1 vs. Denver Broncos, Sep 20, 2020
	11 vs. Seattle Seahawks, Sep 15, 2019		1 at Arizona Cardinals, Dec 08, 2019
Sacks	1.0 vs. Denver Broncos, Sep 20, 2020		...2 more at 1.
	1.0 vs. Los Angeles Chargers, Dec 02, 2018	Interceptions	2 at Jacksonville Jaguars, Nov 22, 2020
Passes Defensed	2 at Jacksonville Jaguars, Nov 22, 2020		1 at Tampa Bay Buccaneers, Sep 24, 2018
	2 at Tennessee Titans, Oct 25, 2020	Interception Return Yards	35 at Tampa Bay Buccaneers, Sep 24, 2018
Fumble Recoveries	1 vs. Baltimore Ravens, Sep 30, 2018		11 at Jacksonville Jaguars, Nov 22, 2020
		Special Teams Tackles	1 vs. Cincinnati Bengals, Dec 30, 2018
			1 vs. Los Angeles Chargers, Dec 02, 2018
			...3 more at 1.

SINGLE-GAME HIGHS - POSTSEASON: DEFENSIVE

Total Tackles	6 vs. Cleveland Browns, Jan 10, 2021	Tackles For Loss	1 vs. Cleveland Browns, Jan 10, 2021
Passes Defensed	1 vs. Cleveland Browns, Jan 10, 2021		



B.J. FINNEY
CENTER/GUARD

HEIGHT: 6-4	BIRTHPLACE Wichita, KS
WEIGHT: 318	HOW ACQUIRED: UDFA '15
COLLEGE: Kansas State	NFL EXPERIENCE: 5th year
BORN: Oct. 26, 1991 (29)	

PRO CAREER

- ✦ Has played in 66 games (13 starts) over his six-year NFL career (Steelers 2016-19; Seahawks 2020; Bengals 2020, Steelers 2021)
- ✦ Has played at center, left guard and right guard
- ✦ Made NFL debut in Week 1 of 2016 at Washington
- ✦ Made NFL starting debut in Week 4 of 2016 vs. Kansas City

2020 (SEAHAWKS/BENGALS)

- ✦ Saw action in seven regular-season games (no starts) with Seattle (six games) and Cincinnati (one game)

2019 (STEELERS)

- ✦ Saw action in all 16 regular-season games (four starts)

2018 (STEELERS)

- ✦ Saw action in all 16 regular-season games (two starts)
- ✦ Started in Week 2 (vs. Kansas City) and Week 3 (at Tampa Bay), both at right guard in place of David DeCastro who was sidelined with an injury
- ✦ Part of an offensive line that helped block for a 300-yard passer, 100-yard rusher and 100-yard receiver in Week 1 at Cleveland
- ✦ Part of an offensive line that gave up zero sacks for the second-straight week and that helped block for a 300-yard passer, 100-yard rusher and two 100-yard receivers in Week 6 at Cincinnati
- ✦ Part of an offensive line that helped block for RB Jaylen Samuels to rush for a career-high 142 yards in Week 15 vs. New England

2017 (STEELERS)

- ✦ Saw action in 14 games (four starts)
- ✦ Dressed but did not see action in Week 1 at Cleveland or Week 10 at Indianapolis
- ✦ Made first start of the season (at tight end) in Week 4 at Baltimore
- ✦ Started at left guard in place of injured Ramon Foster in Week 7 at Kansas City and helped block for RB Le'Veon Bell rush for 179 yards and one TD, which tied for the 10th-most rushing yards in single-game in Steelers history

2016 (STEELERS)

- ✦ Saw his first NFL action, playing in 13 games (two starts) during the regular season
- ✦ Dressed but did not see action in Week 2 (vs. Cincinnati), Week 11 (at Cleveland), Week 13 (vs. N.Y. Giants), AFC Wild Card Game (vs. Miami), AFC Divisional Playoff (at Kansas City) and AFC Championship Game (at New England)
- ✦ Made his first career start at left guard in place of the injured Ramon Foster in Week 4 vs. Kansas City and helped block for quarterback Ben Roethlisberger to throw for 300 yards with five TDs and for running back Le'Veon Bell to rush for 144 yards
- ✦ Started in place of Foster in Week 14 at Buffalo and helped block for Bell to rush for a team record 236 yards (also part of an offensive line that allowed zero sacks)

2015 (STEELERS)

- ✦ Signed to the Steelers' practice squad on September 29, where he remained for the remainder of the regular season and postseason

TRANSACTIONS

- ✦ Signed a one-year contract with Pittsburgh on Mar. 12, 2021
- ✦ Waived by Cincinnati on Mar. 5, 2021
- ✦ Traded to Cincinnati from Seattle with 2021 seventh round pick (#235 Wyatt Hubert) for Carlos Dunlap
- ✦ Signed a two-year contract with Seattle on Mar. 17, 2020
- ✦ Assigned a one-year contract tender by Pittsburgh on Mar. 6, 2019
- ✦ Signed a Reserve/Future contract with the Steelers on Feb. 9, 2018
- ✦ Signed a Reserve/Future contract with the Steelers on Jan. 18, 2017
- ✦ Signed a Reserve/Future contract with the Steelers on Jan. 18, 2016
- ✦ Signed to the Steelers practice squad on Sept. 29, 2015
- ✦ Waived by the Steelers on Sept. 5, 2015
- ✦ Signed with the Steelers as an undrafted rookie free agent on May 2, 2015

COLLEGE

- ✦ One of just three players in Kansas State history to earn all-conference honors in all four years of his career
- ✦ Started a school-record 52 straight games (2011-14), including the final 51 at center
- ✦ First offensive lineman in school history and fifth player overall to be named a team captain three times
- ✦ Helped the 2014 senior class finish with a 38-14 combined record, including a Big 12-best 27-9 conference record
- ✦ In 2013, was named a finalist for the Rimington Trophy as the nation's top center, and earned All-America honors from USA Today (second team), Athlon Sports (third team) and Sports Illustrated (honorable mention)
- ✦ Also, in 2013, was selected as the Big 12 Co-Offensive Lineman of the Year while earning All-Big 12 accolades from both the league's coaches and the Associated Press
- ✦ Named a first-team All-Big 12 performer by the Associated Press and Phil Steele, while he was a second-team pick by the San Antonio Express-News and an honorable mention selection by the league's coaches in 2012
- ✦ In 2011, was named first-team freshman All-American and first-team freshman All-Big 12 performer by Rivals.com, while earning second-team All-Big 12 honors from the Kansas City Star and honorable mention All-Big 12 accolades from the Associated Press
- ✦ Graduated with a degree in history

PERSONAL

- ✦ Attended Andale (Kan.) HS
- ✦ Rated a two-star offensive lineman by Rivals.com
- ✦ Named the Ark Valley Chisholm Trail Offensive MVP in 2009
- ✦ Earned first-team All-State designations in 2008 and 2009
- ✦ Led team to a state championship in 2007, a sub-state appearance in 2008 and a section runner-up finish in 2009
- ✦ Also lettered four years in wrestling, finishing second in state as a junior and winning states as a senior
- ✦ Son of Christy Finney and the late J. Finney
- ✦ He and wife, Amanda, gave birth to a daughter, Zoey, in Oct. 2019
- ✦ Full name: Benjamin J. Isaac Finney II

B.J. FINNEY'S NFL REGULAR SEASON STATISTICS

DATE	TEAM	GP	GS
2016	Steelers	13	3
2017	Steelers	14	4
2018	Steelers	16	2
2019	Steelers	16	4
2020	Seahawks	6	0
2021	Steelers	0	0
NFL TOTALS		65	13

B.J. FINNEY'S NFL POSTSEASON STATISTICS

DATE	TEAM	GP	GS
2016	Steelers	0	0
2017	Steelers	1	0
NFL TOTALS		1	0

2016 GAME-BY-GAME REGULAR-SEASON STATISTICS (STEELERS)

DATE	OPPONENT	P/S		W/L	SCORE
09/12	at Washington	P	INACTIVE	W	38-16
09/18	Bengals	P		W	24-16
09/25	at Eagles	S		L	3-34
10/02	Chiefs	S		W	43-14
10/09	Jets	P	DID NOT PLAY (NON-INJURY)	W	31-13
10/16	at Dolphins	P		L	15-30
10/23	Patriots	P		L	16-27
11/06	at Ravens	P		L	14-21
11/13	Cowboys	P	INACTIVE	L	30-35
11/20	at Browns			W	24-9
11/24	at Colts	P		W	28-7
12/04	Giants			W	24-14
12/11	at Bills	S		W	27-20
12/18	at Bengals	P		W	24-20
12/25	Ravens	P		W	31-27
01/01	Browns	S		W	27-24+

2016 TOTALS 13-3

11-5

+ - Overtime

2017 GAME-BY-GAME REGULAR-SEASON STATISTICS (STEELERS)

DATE	OPPONENT	P/S		W/L	SCORE
09/10	at Browns		DID NOT PLAY (NON-INJURY)	W	21-18
09/17	Vikings	P		W	26-9
09/24	at Bears	P		L	17-23+
10/01	at Ravens	S		W	26-9
10/08	Jaguars	P		L	9-30
10/15	at Chiefs	S		W	19-13
10/22	Bengals	P		W	29-14
10/29	at Lions	P		W	20-15
11/12	at Colts		DID NOT PLAY (NON-INJURY)	W	20-17
11/16	Titans	P		W	40-17
11/26	Packers	P		W	31-28
12/04	at Bengals	P		W	23-20
12/10	Ravens	P		W	39-38
12/17	Patriots	P		L	24-27
12/25	at Texans	S		W	34-6
12/31	Browns	S		W	28-24
2017 TOTALS	14-4			13-3	

+ - Overtime

2018 GAME-BY-GAME REGULAR-SEASON STATISTICS (STEELERS)

DATE	OPPONENT	P/S		W/L/T	SCORE
09/09	at Browns	P		T	21-21
09/16	Chiefs	S		L	37-42
09/24	at Buccaneers	S		W	30-27
09/30	Ravens	P		L	14-26
10/07	Falcons	P		W	41-17
10/14	at Bengals	P		W	28-21
10/28	Browns	P		W	33-18
11/04	at Ravens	P		W	23-16
11/08	Panthers	P		W	52-21
11/18	at Jaguars	P		W	20-16
11/25	at Broncos	P		L	17-24
12/02	Chargers	P		L	30-33
12/09	at Raiders	P		L	21-24
12/16	Patriots	P		W	17-10
12/23	at Saints	P		L	28-31
12/30	Bengals	P		W	16-13
2018 TOTALS	16-2			9-6-1	

2019 GAME-BY-GAME REGULAR-SEASON STATISTICS (STEELERS)

DATE	OPPONENT	P/S		W/L	SCORE
09/08	at Patriots	P		L	3-33
09/15	Seahawks	P		L	26-28
09/22	at 49ers	P		L	20-24
09/30	Bengals	P		W	27-3
10/06	Ravens	P		L	23-26+
10/13	at Chargers	P		W	24-17
10/28	Dolphins	P		W	27-14
11/03	Colts	S		W	26-24
11/10	Rams	P		W	17-12
11/14	at Browns	P		L	7-21
11/24	at Bengals	S		W	16-10
12/01	Browns	S		W	20-13
12/08	at Cardinals	P		W	23-17
12/15	Bills	P		L	10-17
12/22	at Jets	P		L	10-16
12/29	at Ravens	S		L	10-28
2019 TOTALS	16-4			8-8	

+ - Overtime

2020 GAME-BY-GAME REGULAR-SEASON STATISTICS (SEAHAWKS)

DATE	OPPONENT	P/S		W/L	SCORE
09/13	at Falcons	P		W	38-25
09/20	Patriots	P		W	35-30
09/27	Cowboys	P		W	38-31
10/04	at Dolphins	P		W	31-23
10/11	Vikings	P		W	27-26
10/25	at Cardinals	P		L	34-37+
11/01	49ers		DID NOT PLAY	W	37-27
11/08	at Bills		NOT ON ROSTER	L	34-44
11/15	at Rams		NOT ON ROSTER	L	16-23
11/19	Cardinals		NOT ON ROSTER	W	28-21
11/30	at Eagles		NOT ON ROSTER	W	23-17
12/06	Giants		NOT ON ROSTER	L	12-17
12/13	Jets		NOT ON ROSTER	W	40-3
12/20	at Washington		NOT ON ROSTER	W	20-15
12/27	Rams		NOT ON ROSTER	W	20-9
01/03	at 49ers		2	W	26-23
2020 TOTALS	6-0			12-4	

+ - Overtime

2021 GAME-BY-GAME REGULAR-SEASON STATISTICS (STEELERS)

DATE	OPPONENT	P/S		W/L	SCORE
09/12	at Bills		DID NOT PLAY (NON-INJURY)	W	23-16
2021 TOTALS		0-0		1-0	

2016 GAME-BY-GAME POSTSEASON STATISTICS (STEELERS)

DATE	OPPONENT	P/S		W/L	SCORE
01/08	Dolphins		INACTIVE	W	30-12
01/15	at Chiefs		INACTIVE	W	18-16
01/22	at Patriots		INACTIVE	L	17-36
2016 TOTALS		0-0		2-1	

2017 GAME-BY-GAME POSTSEASON STATISTICS (STEELERS)

DATE	OPPONENT	P/S		W/L	SCORE
01/14	Jaguars	P		L	42-45
2017 TOTALS		1-0		0-1	



MINKAH FITZPATRICK

SAFETY

HEIGHT: 6-1 BIRTHPLACE Old Bridge, NJ
 WEIGHT: 207 HOW ACQUIRED: TR '19 (MIA)
 COLLEGE: Alabama NFL EXPERIENCE: 4th year
 BORN: Nov. 17, 1996 (24)

AP AP
PRO BOWL
'19 '20 '19 '20

PRO CAREER

- Two-time Pro Bowler (2019, 2020)
- Two-time Associated Press First Team All-Pro (2019, 2020)
- Has played in 49 games (44 starts) over his four-year NFL career (Dolphins 2018-19; Steelers 2018-21)
- Has registered 236 tackles, 159 solo stops, 30 passes defended, 11 interceptions, four tackles for loss, four fumble recoveries, three forced fumbles, two interception returns for TD, one quarterback hit and one fumble recovery for TD
- Has registered 146 tackles, 102 solo stops, 21 passes defended, nine interceptions, three fumble recoveries, two tackles for loss, two forced fumbles, two interception returns for TD, one quarterback hit and one fumble recovery for TD (in Steelers career)
- His four defensive TDs are tied with Marcus Peters for the most in the NFL since he entered the League in 2018
- His 11 interceptions rank tied for sixth in the NFL since he entered the League in 2018
- His 13 total takeaways (interceptions and fumble recoveries) rank second in the NFL since 2019
- His 16 combined interceptions (nine), forced fumbles (three) and fumble recoveries (four) rank tied for third in the NFL since 2019
- Has registered at least two passes defended in a game eight times in his career
- Has registered at least two interceptions in a game twice in his career

2021 (STEELERS)

- Recorded his third career game with double-digit tackles in Week 1 (10 at Buffalo)

2020 (STEELERS)

- Started all 16 regular-season games
- Registered 79 tackles (60 solo), 11 passes defended, four interceptions, one forced fumble, one fumble recovery, one tackle for loss and one interception return for TD
- One of two players in the NFL in 2020 with at least four interceptions, one forced fumble and one fumble recovery (Marcus Peters, Baltimore)
- Ranked tied for sixth in the NFL with five takeaways (four interceptions, one fumble recovery) in 2020
- Ranked tied for seventh in the NFL with four interceptions in 2020
- Three of his six combined interceptions (four), forced fumbles (one) and fumble recoveries (one) in 2020 came inside the Steelers' red zone
- Intercepted a pass from Browns QB Baker Mayfield at the Browns' 33-yard line and returned it for a TD that gave the Steelers a 10-0 first-quarter lead in Week 6 of 2020
- Picked off two passes in Week 10 at Jacksonville
- Registered an interception and fumble recovery in the 24-19 victory at Dallas in Week 9

2019 (STEELERS)

- Started all 16 regular-season games (14 for the Steelers and two for the Dolphins)
- Registered 57 tackles (36 solo) and added nine passes defended, five interceptions, two forced fumbles, one fumble recovery, one QB hit and one tackle for loss
- Involved in eight of the Steelers' 37 takeaways (five interceptions, one forced fumble and two fumble recoveries)
- His seven total takeaways (interceptions and fumble recoveries) ranked tied for most in the NFL
- His eight combined interceptions, forced fumbles and fumble recoveries ranked tied for third in the NFL
- Registered at least one interception in three consecutive games (Weeks 8-10) - tied for the fourth-longest streak in franchise history
- Ranked tied for fourth in the NFL with five interceptions in 2019
- His five interceptions in 2019 were the most by a Steeler in a single season since Troy Polamalu had seven picks in 2010
- Fitzpatrick, Marcus Peters (Baltimore), Marlon Humphrey (Baltimore), Jamal Adams (New York Jets), Jadeveon Clowney (Seattle Seahawks) and Erik Harris (Oakland) were the only players in the NFL with multiple defensive TDs in 2019
- First player in franchise history to have five or more interceptions and two or more fumble recoveries in his first or second NFL season
- First Steeler with multiple interceptions in a game since CB Brice McCain had two against Cincinnati on Dec. 28, 2014
- First NFL player to pick off a quarterback with the same last name twice in a game since Detroit Lions' CB Levi Johnson intercepted Denver Broncos QB Charley Johnson twice in Week 12 of 1974
- First player in the Super Bowl era to intercept two or more passes against a team he played for earlier that season
- Recorded a 96-yard interception return for TD (11/3/19), which was the second-longest interception return in Steelers regular season history (Martin Kottler: 99 yards, 9/27/33)
- First Steeler with defensive TDs in back-to-back weeks since Sam Washington in Week 3 and 4 of the 1984 season

- ✦ First Steeler to have a fumble return TD and a pick-six in the same season since 1996 (Carnell Lake and Ron Woodson)
- ✦ First Steeler with five interceptions in the first nine weeks of the season since S Darren Perry in 1994, and Fitzpatrick did it in just seven games
- ✦ Registered an interception in three consecutive games for the first time in his career (Weeks 9-11 in 2019), which is tied for the fourth-longest streak in franchise history
- ✦ First Steeler with an interception in three consecutive games since Troy Polamalu accomplished the feat in Weeks 11-14 of 2008
- ✦ In his first game as a Steeler, recorded five tackles (four solo), an interception, a forced fumble and a pass defended in Week 3 at San Francisco
- ✦ First Steeler to have an interception and forced fumble in the same game since William Gay vs. Indianapolis on Nov. 24, 2016
- ✦ Registered two interceptions in a single game for the first time in his career in Week 8 vs. Miami (his old team)
- ✦ First player in the Super Bowl era to intercept two or more passes against a team he played for earlier that season
- ✦ First Steeler with multiple interceptions in a game since CB Brice McCain had two against Cincinnati on Dec. 28, 2014 (W, 27-17)

2018 (DOLPHINS)

- ✦ Played in 16 regular-season games (11 starts)
- ✦ Recorded 79 tackles (50 solo), two interceptions and nine passes defended; one interception return for a TD
- ✦ His 79 tackles were 10th among NFL rookies
- ✦ Registered 10 tackles (four solo), one interception and two passes defended in Week 4 at New England
- ✦ Picked off QB Tom Brady and returned it 14 yards in the 4th quarter for his first career interception
- ✦ Recorded seven tackles (six solo) and started at CB vs. New England in Week 14
- ✦ Registered six solo tackles, one interception and two passes defended in Week 15 at Minnesota
- ✦ Intercepted QB Kirk Cousins and returned it 50 yards for a TD in the 2nd quarter vs. Vikings

TRANSACTIONS

- ✦ Pittsburgh exercised a fifth-year option for 2022
- ✦ Drafted by the Miami Dolphins in the first round (11th overall) of the 2018 NFL Draft
- ✦ Acquired, via trade with Dolphins, along with Miami's fourth-round selection in the 2020 draft and seventh-round selection in the 2021 draft in exchange for the Steelers' first- and fifth-round selections in the 2020 draft and the team's sixth-round pick in the 2021 draft

COLLEGE

- ✦ Played in 42 games (38 starts) as three year-starter at Alabama (2015-17)
- ✦ Registered 171 tackles (109 solo), 4.5 sacks, nine interceptions, 35 passes defended and two forced fumbles over his collegiate career, while recording one blocked field goal and one blocked punt on special teams
- ✦ Won the Chuck Bednarik Award given to the nation's top defensive player, won the Jim Thorpe Award given to the nation's top defensive back and became just the third player in NCAA history to win both awards joining CB Charles Woodson and CB Patrick Peterson as a junior in 2017
- ✦ Unanimous first-team All-American, a first-team SEC selection, and a finalist for the Jason Witten Collegiate Man of the Year (player who demonstrates a record of leadership by exhibiting exceptional courage, integrity and sportsmanship on and off the field), the Lombardi Award (based on performance, leadership, character and resiliency), the Bronko Nagurski Trophy (best defensive player) and the Lott IMPACT Trophy (best defensive player in character and performance) in 2017
- ✦ Helped Alabama to a victory in the College Football Playoff National Championship in 2017
- ✦ First-team All-American and first-team SEC selection as well as a semi-finalist for the Jim Thorpe Award as a sophomore in 2016
- ✦ Named a Freshman All-American selection in 2015

PERSONAL

- ✦ Attended St. Peter's Prep (Jersey City, N.J.)
- ✦ Played wide receiver and defensive back
- ✦ Listed as the No. 4 cornerback in the nation coming out of high school
- ✦ Named to the 2015 Parade All-America team
- ✦ Selected to participate in the 2015 Under Armour All-America Game and Nike's 2014 "The Opening"
- ✦ 2014 second team All-USA selection by USA Today
- ✦ Earned first-team MaxPreps.com Junior All-American accolades in 2013
- ✦ Had 60 tackles and three interceptions as a senior in 2014
- ✦ Accounted for 62 tackles with four picks and 21 pass breakups as a junior in 2013 while earning first-team All-State honors (non-public) and first-team All-Hudson County honors
- ✦ Two interceptions and 12 pass breakups as a sophomore
- ✦ Ran track, placing first at the Hudson County Championships with times of 10.86 seconds and 21.66 seconds in the 100 and 200 meters, respectively

REGULAR SEASON COMPARISON: DEFENSIVE - LAS VEGAS RAIDERS

DATE	OPP	W/L	GP/GS	TOT	TACKLES			ASST	SACK	YDS.	INT	TFL	PD	QBH	TD	MISC		
					SOLO	ASS	SK									FF	FR	FR
9/23/18	MIA vs. OAK	W	S	10	2			8	0.0	0.0	0	0	0	0	0	0	0	0
TOTALS		1/0	1/1	10	2			8	0.0	0.0	0	0	0	0	0	0	0	0

MINKAH FITZPATRICK'S NFL REGULAR SEASON DEFENSIVE STATISTICS

DATE	TEAM	GP	GS	TK	S	A	TACKLES			INTERCEPTIONS					O. FUMB			ST			MISC				
							TFL	YDS	SK	YDS	QBH	NO	YDS	LG	TD	PD	FF	FR	YDS	TK	S	A	FF	FR	S
2018	Dolphins	16	11	79	50	29	2	5	0.0	0.0	0	2	64	50t	1	9	0	0	0	1	1	0	0	0	0
2019	Dolphins	2	2	11	7	4	0	0	0.0	0.0	0	0	0	0	0	1	1	0	0	1	1	0	0	0	0
Went from Miami to Pittsburgh.																									
2019	Steelers	14	14	57	36	21	1	1	0.0	0.0	1	5	130	96t	1	9	1	2	79	0	0	0	0	0	0
2019	TOTAL	16	16	68	43	25	1	1	0.0	0.0	1	5	130	96t	1	9	2	3	79	1	1	0	0	0	0
2020	Steelers	16	16	79	60	19	1	1	0.0	0.0	0	4	77	37	1	11	1	-1	0	0	0	0	0	0	0
2021	Steelers	1	1	10	6	4	0	0	0.0	0.0	0	0	0	0	0	1	0	0	0	0	0	0	0	0	0
NFL TOTALS		49	44	236	159	77	4	7	0.0	0.0	1	11	271	96t	3	30	3	4	78	2	2	0	0	0	0

MINKAH FITZPATRICK'S NFL POSTSEASON DEFENSIVE STATISTICS

TACKLES											INTERCEPTIONS					O. FUMB			ST			MISC				
DATE	TEAM	GP	GS	TK	S	A	TFL	YDS	SK	YDS	QBH	NO	YDS	LG	TD	PD	FF	FR	YDS	TK	S	A	FF	FR	S	A
2020	Steelers	1	1	6	4	2	0	0	0.0	0.0	0	0	0	0	0	0	0	0	0	0	0	0	0	0	0	0
NFL TOTALS		1	1	6	4	2	0	0	0.0	0.0	0	0	0	0	0	0	0	0	0	0	0	0	0	0	0	0

SINGLE-GAME HIGHS: DEFENSIVE

Total Tackles	10 at Buffalo Bills, Sep 12, 2021 10 at New England Patriots, Sep 30, 2018 ...1 more at 10.	Tackles For Loss	1 at Cincinnati Bengals, Dec 21, 2020 1 at Arizona Cardinals, Dec 08, 2019 ...2 more at 1.
Passes Defensed	2 vs. Baltimore Ravens, Dec 02, 2020 2 at Jacksonville Jaguars, Nov 22, 2020 ...6 more at 2.	Interceptions	2 at Jacksonville Jaguars, Nov 22, 2020 2 vs. Miami Dolphins, Oct 28, 2019
Forced Fumbles	1 at Baltimore Ravens, Nov 01, 2020 1 at San Francisco 49ers, Sep 22, 2019 ...1 more at 1.	Interception Return Yards	96 vs. Indianapolis Colts, Nov 03, 2019 50 at Minnesota Vikings, Dec 16, 2018
Fumble Recoveries	1 at Dallas Cowboys, Nov 08, 2020 1 at Cincinnati Bengals, Nov 24, 2019 ...2 more at 1.	Special Teams Tackles	1 vs. Baltimore Ravens, Sep 08, 2019 1 vs. Detroit Lions, Oct 21, 2018

SINGLE-GAME HIGHS - POSTSEASON: DEFENSIVE

Total Tackles	6 vs. Cleveland Browns, Jan 10, 2021
---------------	--------------------------------------

2018 GAME-BY-GAME REGULAR-SEASON STATISTICS (DOLPHINS)

DATE	OPPONENT	P/S	TACKLES							INTERCEPTIONS				O. FUMB			ST			MISC			W/L	SCORE	
			TK	S	A	SK	YDS	TFL	YDS	QBH	NO	YDS	LG	TD	PD	FF	FR	YDS	TK	S	A	FF			FR
09/09	Titans	P	6	3	3	0.0	0.0	0	0	0	0	0	0	1	0	0	0	0	0	0	0	0	0	W	27-20
09/16	at Jets	P	3	2	1	0.0	0.0	0	0	0	0	0	0	0	0	0	0	0	0	0	0	0	0	W	20-12
09/23	Raiders	S	10	2	8	0.0	0.0	0	0	0	0	0	0	0	0	0	0	0	0	0	0	0	0	W	28-20
09/30	at Patriots	S	10	4	6	0.0	0.0	0	0	0	1	14	14	0	2	0	0	0	0	0	0	0	0	L	7-38
10/07	at Bengals	P	5	4	1	0.0	0.0	1	4	0	0	0	0	0	0	0	0	0	0	0	0	0	0	L	17-27
10/14	Bears	S	3	2	1	0.0	0.0	0	0	0	0	0	0	1	0	0	0	0	0	0	0	0	0	W	31-28+
10/21	Lions	P	2	2	0	0.0	0.0	0	0	0	0	0	0	0	0	0	0	1	1	0	0	0	0	L	21-32
10/25	at Texans	P	4	2	2	0.0	0.0	0	0	0	0	0	0	0	0	0	0	0	0	0	0	0	0	L	23-42
11/04	Jets	S	6	3	3	0.0	0.0	0	0	0	0	0	0	0	0	0	0	0	0	0	0	0	0	W	13-6
11/11	at Packers	S	2	1	1	0.0	0.0	0	0	0	0	0	0	1	0	0	0	0	0	0	0	0	0	L	12-31
11/25	at Colts	S	3	3	0	0.0	0.0	0	0	0	0	0	0	0	0	0	0	0	0	0	0	0	0	L	24-27
12/02	Bills	S	5	4	1	0.0	0.0	0	0	0	0	0	0	2	0	0	0	0	0	0	0	0	0	W	21-17
12/09	Patriots	S	7	6	1	0.0	0.0	0	0	0	0	0	0	0	0	0	0	0	0	0	0	0	0	W	34-33
12/16	at Vikings	S	6	6	0	0.0	0.0	0	0	0	1	50	50	1	2	0	0	0	0	0	0	0	0	L	17-41
12/23	Jaguars	S	5	5	0	0.0	0.0	1	1	0	0	0	0	0	0	0	0	0	0	0	0	0	0	L	7-17
12/30	at Bills	S	2	1	1	0.0	0.0	0	0	0	0	0	0	0	0	0	0	0	0	0	0	0	0	L	17-42
2018 TOTALS		16-11	79	50	29	0.0	0.0	2	5	0	2	64	50T	1	9	0	0	0	1	1	0	0	0	0	7-9

+ - Overtime

2019 GAME-BY-GAME REGULAR-SEASON STATISTICS (DOLPHINS/STEELERS)

DATE	OPPONENT	P/S	TACKLES							INTERCEPTIONS					O. FUMB			ST			MISC			W/L	SCORE		
			TK	S	A	SK	YDS	TFL	YDS	QBH	NO	YDS	LG	TD	PD	FF	FR	YDS	TK	S	A	FF	FR			S	A
09/08	Ravens	S	5	3	2	0.0	0.0	0	0	0	0	0	0	0	0	0	0	1	1	0	0	0	0	L	10-59		
09/15	Patriots	S	6	4	2	0.0	0.0	0	0	0	0	0	0	0	1	1	0	0	0	0	0	0	L	0-43			
09/22	at Cowboys									DID NOT PLAY															L	6-31	
Went from Dolphins to Steelers.																											
09/30	Bengals	S	4	2	2	0.0	0.0	0	0	0	0	0	0	0	0	0	0	0	0	0	0	0	0	W	27-3		
10/06	Ravens	S	7	6	1	0.0	0.0	0	0	0	0	0	0	1	0	0	0	0	0	0	0	0	0	L	23-26+		
10/13	at Chargers	S	5	5	0	0.0	0.0	0	0	0	0	0	0	1	0	0	0	0	0	0	0	0	0	W	24-17		
10/28	Dolphins	S	2	1	1	0.0	0.0	0	0	0	2	6	6	0	2	0	0	0	0	0	0	0	0	W	27-14		
11/03	Colts	S	7	4	3	0.0	0.0	0	0	0	1	96	96	1	1	0	0	0	0	0	0	0	0	W	26-24		
11/10	Rams	S	4	3	1	0.0	0.0	0	0	0	1	14	14	0	2	0	1	43	0	0	0	0	0	W	17-12		
11/14	at Browns	S	2	0	2	0.0	0.0	0	0	0	0	0	0	0	0	0	0	0	0	0	0	0	L	7-21			
11/24	at Bengals	S	6	1	5	0.0	0.0	0	0	0	0	0	0	0	0	1	36	0	0	0	0	0	0	W	16-10		
12/01	Browns	S	3	2	1	0.0	0.0	0	0	0	0	0	0	1	0	0	0	0	0	0	0	0	0	W	20-13		
12/08	at Cardinals	S	1	1	0	0.0	0.0	1	1	0	0	0	0	0	0	0	0	0	0	0	0	0	0	W	23-17		
12/15	Bills	S	2	2	0	0.0	0.0	0	0	0	0	0	0	0	0	0	0	0	0	0	0	0	0	L	10-17		
12/22	at Jets	S	5	2	3	0.0	0.0	0	0	0	0	0	0	0	0	0	0	0	0	0	0	0	0	L	10-16		
12/29	at Ravens	S	4	3	1	0.0	0.0	0	0	0	0	0	0	0	0	0	0	0	0	0	0	0	0	L	10-28		
2019 TOTALS		15-15	63	39	24	0.0	0.0	1	1	0	4	116	96T	1	8	1	3	79	1	1	0	0	0	0	8-8		

+ - Overtime

2020 GAME-BY-GAME REGULAR-SEASON STATISTICS (STEELERS)


DATE	OPPONENT	P/S	TACKLES								INTERCEPTIONS				O. FUMB			ST				MISC		W/L	SCORE	
			TK	S	A	SK	YDS	TFL	YDS	QBH	NO	YDS	LG	TD	PD	FF	FR	YDS	TK	S	A	FF	FR			S
09/14	at Giants	S	2	2	0	0.0	0.0	0	0	0	0	0	0	0	0	0	0	0	0	0	0	0	0	0	W	26-16
09/20	Broncos	S	6	4	2	0.0	0.0	0	0	0	0	0	0	0	0	0	0	0	0	0	0	0	0	0	W	26-21
09/27	Texans	S	5	5	0	0.0	0.0	0	0	0	0	0	0	0	0	0	0	0	0	0	0	0	0	0	W	28-21
10/11	Eagles	S	4	3	1	0.0	0.0	0	0	0	0	0	0	0	0	0	0	0	0	0	0	0	0	0	W	38-29
10/18	Browns	S	1	0	1	0.0	0.0	0	0	0	0	1	33	33	1	1	0	0	0	0	0	0	0	0	W	38-7
10/25	at Titans	S	5	3	2	0.0	0.0	0	0	0	0	0	0	0	0	0	0	0	0	0	0	0	0	0	W	27-24
11/01	at Ravens	S	7	4	3	0.0	0.0	0	0	0	0	0	0	0	0	1	0	0	0	0	0	0	0	0	W	28-24
11/08	at Cowboys	S	6	5	1	0.0	0.0	0	0	0	0	1	7	7	0	2	0	1	-1	0	0	0	0	0	W	24-19
11/15	Bengals	S	6	6	0	0.0	0.0	0	0	0	0	0	0	0	0	0	0	0	0	0	0	0	0	0	W	36-10
11/22	at Jaguars	S	5	3	2	0.0	0.0	0	0	0	0	2	37	37	0	2	0	0	0	0	0	0	0	0	W	27-3
12/02	Ravens	S	3	3	0	0.0	0.0	0	0	0	0	0	0	0	0	2	0	0	0	0	0	0	0	0	W	19-14
12/07	Washington	S	3	2	1	0.0	0.0	0	0	0	0	0	0	0	0	1	0	0	0	0	0	0	0	0	L	17-23
12/13	at Bills	S	6	4	2	0.0	0.0	0	0	0	0	0	0	0	0	0	0	0	0	0	0	0	0	0	L	15-26
12/21	at Bengals	S	7	6	1	0.0	0.0	1	1	0	0	0	0	0	0	0	0	0	0	0	0	0	0	0	L	17-27
12/27	Colts	S	8	6	2	0.0	0.0	0	0	0	0	0	0	0	0	1	0	0	0	0	0	0	0	0	W	28-24
01/03	at Browns	S	5	4	1	0.0	0.0	0	0	0	0	0	0	0	0	1	0	0	0	0	0	0	0	0	L	22-24
2020 TOTALS			16-16	79	60	19	0.0	0.0	1	1	0	4	77	37	1	11	1	1	-1	0	0	0	0	0	0	12-4

2021 GAME-BY-GAME REGULAR-SEASON STATISTICS (STEELERS)

DATE	OPPONENT	P/S	TACKLES							INTERCEPTIONS					O. FUMB			ST				MISC		W/L	SCORE	
			TK	S	A	SK	YDS	TFL	YDS	QBH	NO	YDS	LG	TD	PD	FF	FR	YDS	TK	S	A	FF	FR			S
09/12	at Bills	S	10	6	4	0.0	0.0	0	0	0	0	0	0	1	0	0	0	0	0	0	0	0	0	0	W	23-16
2021 TOTALS			1-1	10	6	4	0.0	0.0	0	0	0	0	0	1	0	0	0	0	0	0	0	0	0	0	1-0	

2020 GAME-BY-GAME POSTSEASON STATISTICS (STEELERS)

DATE	OPPONENT	P/S	TACKLES							INTERCEPTIONS					O. FUMB			ST				MISC		W/L	SCORE	
			TK	S	A	SK	YDS	TFL	YDS	QBH	NO	YDS	LG	TD	PD	FF	FR	YDS	TK	S	A	FF	FR			S
01/10	Browns	S	6	4	2	0.0	0.0	0	0	0	0	0	0	0	0	0	0	0	0	0	0	0	0	0	L	37-48
2020 TOTALS			1-1	6	4	2	0.0	0.0	0	0	0	0	0	0	0	0	0	0	0	0	0	0	0	0	0-1	



PAT FREIERMUTH

(Friar-mooth)

TIGHT END

HEIGHT: 6-5 BIRTHPLACE: Merrimac, MA

WEIGHT: 258 HOW ACQUIRED: D2 '21

COLLEGE: Penn State NFL EXPERIENCE: R

BORN: Oct. 25, 1998 (22)

PRO CAREER

Made NFL debut and first career start in Week 1 of 2021 at Buffalo
Recorded one catch for 24 yards as a rookie

2021 (STEELERS)

Was one of five rookie starters, marking the first time the Steelers started at least five rookies in a season opener since 1991

TRANSACTIONS

- ★ Signed a four-year contract with Pittsburgh on May 25, 2021
- ★ Drafted by the Steelers in the second round (55th overall) in the 2021 NFL Draft

COLLEGE

- ★ Played in 30 games (26 starts) at Penn State (2018-20)
- ★ Owns the Penn State record for career TD receptions by a tight end with 16, passing Mike Gesicki (15; 2014-17)
- ★ Finished career tied for eighth all-time at Penn State with 16 career TD receptions with O.J. McDuffie (1988-92)
- ★ Talled 1,185 career receiving yards to rank 26th overall and third among tight ends in program history
- ★ Recorded 92 career receptions, tied for 20th all-time at Penn State
- ★ Finished career catching a pass in 29 straight games, dating back to the Pitt game (9/8/18), a school-record among tight ends
- ★ Became the 34th Nittany Lion and seventh Penn State tight end to accumulate 1,000 career receiving yards
- ★ Nineteen career receptions of 20 or more yards
- ★ Ranked tied for 14th in a season at Penn State and third among tight ends in TD receptions with seven
- ★ Ranked second among Penn State tight ends and tied for 10th overall in season receiving TDs with eight in 2018
- ★ Set the mark for most receiving touchdowns by a freshman tight end
- ★ Named the 2020 Kwalick-Clark Big Ten Tight End of the Year, the first-ever Penn State tight end to win the award
- ★ Earned first-team All-Big Ten by the coaches and second-team All-Big Ten by the media
- ★ Started four games in 2020 before missing the rest of the season due to injury
- ★ Team captain was third on the team in receptions (23) and yards (310)
- ★ Two-time Coaching Staff Player of the Week (Indiana and Nebraska)
- ★ Finished the season leading all Big Ten tight ends in receiving yards (310)
- ★ Named AFCA second-team All-America in 2019
- ★ Selected second-team All-America by The Athletic in 2019
- ★ Fourth-team Phil Steele All-America in 2019
- ★ Second-team All-Big Ten by the coaches and media in 2019

- ✦ Pro Football Focus first-team All-Big Ten in 2019
- ✦ Tabbed second-team All-Big Ten by the Associated Press in 2019
- ✦ Phil Steele first-team All-Big Ten in 2019
- ✦ Named the team's Most Valuable Offensive Player at the team's awards banquet in 2019
- ✦ Named John Mackey Award Tight End of the Week following the Michigan State game (10/26) in 2019
- ✦ Selected John Mackey Award Tight End of the Week following the Buffalo game (9/7)
- ✦ Team captain made 13 starts and caught 43 passes for 507 yards (both good for second on the team)
- ✦ Ranked seventh in the Big Ten with seven TD receptions, which ranked fourth among FBS tight ends

PERSONAL

- ✦ Five-year letterman at the Brooks School
- ✦ Team captain as a senior in 2017
- ✦ Helped the Bishops to the New England Preparatory School Athletic Council (NEPSAC) Class C Championship as a senior with a 7-2 record
- ✦ Claimed a first-team spot on USA Today's All-USA Massachusetts Football Team as a senior
- ✦ Named all state in 2016 as a linebacker
- ✦ Earned All-New England Class B as a junior and senior
- ✦ Chosen as NEPSAC Class C Player of the Year and ISL co-MVP
- ✦ Selected All-New England and All-ISL three times each
- ✦ Named to Boston Globe's All-Scholastics team as a senior
- ✦ Named to the Massachusetts High School Football Coaches Association All-State Super 26 Team as a linebacker in 2016
- ✦ Collected four Eagle Tribune All-Star honors in 2014, 2015, 2016, 2017
- ✦ Three-time Boston Herald All-Star (2015, 2016, 2017)
- ✦ Team MVP as a senior and caught 26 passes for 613 yards and seven TDs
- ✦ Tabbed a four-star recruit by all three major recruiting outlets – 247Sports, ESPN and Rivals
- ✦ Ranked as the No. 2 player in Massachusetts, No. 13 tight end and No. 323 overall prospect by 247Sports
- ✦ Ranked as the No. 289 overall prospect, No. 8 tight end, No. 1 in Massachusetts and No. 31 in the region by ESPN
- ✦ Ranked the 148 overall prospect in the country, No. 6 tight end and No. 1 player in Massachusetts by Rivals
- ✦ Full name is Patrick John Freiermuth
- ✦ Son of Dianne and John Freiermuth
- ✦ Has one brother, Tim, and one sister, Megan
- ✦ Father, John, played basketball at St. Anselm
- ✦ Brother, Tim, was an offensive lineman on the Springfield College football team
- ✦ Born Oct. 25, 1998 in Newburyport, Massachusetts

PAT FREIERMUTH'S NFL REGULAR SEASON RUSHING/RECEIVING STATISTICS

DATE	TEAM	RECEIVING						RUSHING					
		GP	GS	NO.	YDS.	AVG.	LG	TD	NO.	YDS.	AVG.	LG	TD
2021	Steelers	1	1	1	24	24.0	24	0	0	0	0.0	0	0
NFL TOTALS		1	1	1	24	24.0	24	0	0	0	0.0	0	0

PAT FREIERMUTH'S NFL REGULAR SEASON RETURN STATISTICS

DATE	TEAM	KICKOFF RETURNS						PUNT RETURNS					
		RET.	YDS.	AVG.	LG	TD		NO.	FC	YDS.	AVG.	LG	TD
2021	Steelers	0	0	0.0	0	0		0	0	0	0.0	0	0
NFL TOTALS		0	0	0.0	0	0		0	0	0	0.0	0	0

SINGLE-GAME HIGHS: RECEIVING

Receptions 1 at Buffalo Bills, Sep 12, 2021
 Receiving Yards 24 at Buffalo Bills, Sep 12, 2021

Longest Receptions 24 at Buffalo Bills, Sep 12, 2021
 All-Purpose Yards 24 at Buffalo Bills, Sep 12, 2021

2021 GAME-BY-GAME REGULAR-SEASON STATISTICS (STEELERS)

DATE	OPPONENT	P/S	RECEIVING						RUSHING						W/L	SCORE
			NO.	YDS.	AVG.	LG	TD		NO.	YDS.	AVG.	LG	TD			
09/12	at Bills	S	1	24	24.0	24	0		0	0	0.0	0	0		W	23-16
2021 TOTALS		1-1	1	24	24.0	24	0		0	0	0.0	0	0		1-0	



ZACH GENTRY

TIGHT END

HEIGHT: 6-8 BIRTHPLACE Albuquerque, NM
 WEIGHT: 265 HOW ACQUIRED: D5 '19
 COLLEGE: Michigan NFL EXPERIENCE: 3rd year
 BORN: Sep. 10, 1996 (25)

PRO CAREER

- ✦ Has played in seven games (one start) over his three-year NFL career (Steelers 2019-21)
- ✦ Has caught two pass for two yards
- ✦ Made his NFL starting debut in Week 11 of 2020 at Jacksonville
- ✦ Made his NFL debut in Week 3 of 2019 at San Francisco

2020 (STEELERS)

- ✦ Played in two regular-season games (one start)
- ✦ Played in Week 10 (vs. Cincinnati) and Week 11 (at Jacksonville)
- ✦ Made his NFL starting debut in Week 11 at Jacksonville
- ✦ Suffered a season-ending injury in Week 11 at Jacksonville

2019 (STEELERS)

- ✦ Saw action in four regular-season games (no starts)
- ✦ Caught one pass for four yards
- ✦ Made his NFL debut in Week 3 at San Francisco
- ✦ Caught his first NFL pass, a four-yard catch on third-and-3 to give Pittsburgh a first down on the Buffalo 27-yard line, leading to the Steelers' touchdown drive in Week 15 vs. Buffalo

TRANSACTIONS

- ✦ Signed a four-year contract with Pittsburgh on May 9, 2019
- ✦ Drafted by the Steelers in the fifth round (141st overall) in the 2019 NFL Draft

COLLEGE

- ✦ Three-year letter winner at Michigan (2015-18), playing in 33 games (24 starts) at tight end
- ✦ Recorded 49 catches for 817 yards and four TDs in his career
- ✦ Earned U-M Athletic Academic Achievement
- ✦ Switched to tight end from quarterback prior to sophomore season in 2016
- ✦ Started all 13 games his senior year in 2018, catching 32 passes for 514 yards and two TDs
- ✦ Twenty-three of his 32 grabs resulted in first downs or touchdowns
- ✦ Tied for the team lead with 10 receptions of 20 or more yards
- ✦ Awarded Most Improved Player on offensive by the Michigan coaching staff after his junior year in 2017
- ✦ Started 11-of-13 games played at tight end
- ✦ Finished second on the team in receiving yards (303) and fourth in receptions (17)
- ✦ Saw action in seven games his sophomore year in 2016
- ✦ Graduated with a degree in English

PERSONAL

- ✦ Played at Eldorado High School (Albuquerque, N.M.)
- ✦ Three-year starter at quarterback, helping team advance to two state semifinal appearances
- ✦ Completed 316-of-582 career passes for 3,732 yards and 27 TDs, rushing for 1,013 yards (242 carries) and 26 TDs
- ✦ Full name: Zach Gentry

ZACH GENTRY'S NFL REGULAR SEASON RUSHING/RECEIVING STATISTICS

DATE	TEAM	GP	GS	RECEIVING					RUSHING				
				NO.	YDS.	AVG.	LG	TD	NO.	YDS.	AVG.	LG	TD
2019	Steelers	4	0	1	4	4.0	4	0	0	0	0.0	0	0
2020	Steelers	2	1	0	0	0.0	0	0	0	0	0.0	0	0
2021	Steelers	1	0	1	-2	-2.0	-2	0	0	0	0.0	0	0
NFL TOTALS		7	1	2	2	1.0	4	0	0	0	0.0	0	0

ZACH GENTRY'S NFL POSTSEASON RUSHING/RECEIVING STATISTICS

DATE	TEAM	GP	GS	RECEIVING					RUSHING				
				NO.	YDS.	AVG.	LG	TD	NO.	YDS.	AVG.	LG	TD
2020	Steelers	0	0	0	0	0.0	0	0	0	0	0.0	0	0
NFL TOTALS		0	0	0	0	0.0	0	0	0	0	0.0	0	0

ZACH GENTRY'S NFL REGULAR SEASON RETURN STATISTICS

DATE	TEAM	RET.	KICKOFF RETURNS					PUNT RETURNS				
			YDS.	AVG.	LG	TD	NO.	FC	YDS.	AVG.	LG	TD
2019	Steelers	0	0	0.0	0	0	0	0	0	0.0	0	0
2020	Steelers	0	0	0.0	0	0	0	0	0	0.0	0	0
2021	Steelers	0	0	0.0	0	0	0	0	0	0.0	0	0
NFL TOTALS		0	0	0.0	0	0	0	0	0	0.0	0	0

ZACH GENTRY'S NFL POSTSEASON RETURN STATISTICS

DATE	TEAM	RET.	KICKOFF RETURNS					PUNT RETURNS				
			YDS.	AVG.	LG	TD	NO.	FC	YDS.	AVG.	LG	TD
2020	Steelers	0	0	0.0	0	0	0	0	0	0.0	0	0
NFL TOTALS		0	0	0.0	0	0	0	0	0	0.0	0	0

SINGLE-GAME HIGHS: RECEIVING

Receptions	1 at Buffalo Bills, Sep 12, 2021	All-Purpose Yards	4 vs. Buffalo Bills, Dec 15, 2019
Receiving Yards	1 vs. Buffalo Bills, Dec 15, 2019	Miscellaneous Tackles	1 at San Francisco 49ers, Sep 22, 2019
Longest Receptions	4 vs. Buffalo Bills, Dec 15, 2019		

2019 GAME-BY-GAME REGULAR-SEASON STATISTICS (STEELERS)

DATE	OPPONENT	P/S	RECEIVING					RUSHING					W/L	SCORE
			NO.	YDS.	AVG.	LG	TD	NO.	YDS.	AVG.	LG	TD		
09/08	at Patriots							ON INACTIVE LIST					L	3-33
09/15	Seahawks							INACTIVE					L	26-28
09/22	at 49ers	P	0	0	0.0	0	0	0	0	0.0	0	0	L	20-24
09/30	Bengals	P	0	0	0.0	0	0	0	0	0.0	0	0	W	27-3
10/06	Ravens							INACTIVE					L	23-26+
10/13	at Chargers	P	0	0	0.0	0	0	0	0	0.0	0	0	W	24-17
10/28	Dolphins							INACTIVE					W	27-14
11/03	Colts							INACTIVE					W	26-24
11/10	Rams							INACTIVE					W	17-12
11/14	at Browns							INACTIVE					L	7-21
11/24	at Bengals							INACTIVE					W	16-10
12/01	Browns							INACTIVE					W	20-13
12/08	at Cardinals							INACTIVE					W	23-17
12/15	Bills	P	1	4	4.0	4	0	0	0	0.0	0	0	L	10-17
12/22	at Jets							INACTIVE					L	10-16
12/29	at Ravens							ON INACTIVE LIST					L	10-28
2019 TOTALS		4-0	1	4	4.0	4	0	0	0	0.0	0	0	8-8	

+ - Overtime

2020 GAME-BY-GAME REGULAR-SEASON STATISTICS (STEELERS)


DATE	OPPONENT	P/S	RECEIVING					RUSHING					W/L	SCORE
			NO.	YDS.	AVG.	LG	TD	NO.	YDS.	AVG.	LG	TD		
09/14	at Giants							ON INACTIVE LIST					W	26-16
09/20	Broncos							ON INACTIVE LIST					W	26-21
09/27	Texans							ON INACTIVE LIST					W	28-21
10/11	Eagles							INACTIVE					W	38-29
10/18	Browns							ON INACTIVE LIST					W	38-7
10/25	at Titans							ON INACTIVE LIST					W	27-24
11/01	at Ravens							ON INACTIVE LIST					W	28-24
11/08	at Cowboys							ON INACTIVE LIST					W	24-19
11/15	Bengals	P	0	0	0.0	0	0	0	0	0.0	0	0	W	36-10
11/22	at Jaguars	S	0	0	0.0	0	0	0	0	0.0	0	0	W	27-3
12/02	Ravens							DID NOT PLAY					W	19-14
12/07	Washington							DID NOT PLAY					L	17-23
12/13	at Bills							DID NOT PLAY					L	15-26
12/21	at Bengals							DID NOT PLAY					L	17-27
12/27	Colts							DID NOT PLAY					W	28-24
01/03	at Browns							DID NOT PLAY					L	22-24
2020 TOTALS		2-1	0	0	0.0	0	0	0	0	0.0	0	0	12-4	

2021 GAME-BY-GAME REGULAR-SEASON STATISTICS (STEELERS)

DATE	OPPONENT	P/S	RECEIVING					RUSHING					W/L	SCORE
			NO.	YDS.	AVG.	LG	TD	NO.	YDS.	AVG.	LG	TD		
09/12	at Bills	P	1	-2	-2.0	-2	0	0	0	0.0	0	0	W	23-16
2021 TOTALS		1-0	1	-2	-2.0	-2	0	0	0	0.0	0	0	1-0	

2020 GAME-BY-GAME POSTSEASON STATISTICS (STEELERS)

DATE	OPPONENT	P/S	RECEIVING					RUSHING					W/L	SCORE
			NO.	YDS.	AVG.	LG	TD	NO.	YDS.	AVG.	LG	TD		
01/10	Browns							DID NOT PLAY					L	37-48
2020 TOTALS		0-0	0	0	0.0	0	0	0	0	0.0	0	0	0-1	



ULYSEES GILBERT III

INSIDE LINEBACKER

HEIGHT: 6-0

WEIGHT: 230

COLLEGE: Akron

BORN: Aug. 9, 1997 (24)

BIRTHPLACE: Ocala, FL

HOW ACQUIRED: D6c '19

NFL EXPERIENCE: 3rd year

PRO CAREER

- Has played in 12 games (no starts) over his three-year NFL career (Steelers 2019-21)
- Has registered two tackles, two solo stops
- Has recorded nine tackles, five solo, on special teams
- Made NFL debut in Week 1 of 2019 at New England

2021 (STEELERS)

Recovered a punt blocked by LB Miles Killebrew and returned it for a for his first career touchdown - the first such play for Pittsburgh since Sept. 10, 2017 at Cleveland (Tyler Matakevich)

2020 (STEELERS)

- ✦ Saw action in seven games, primarily on special teams
- ✦ Registered three tackles, one solo, on special teams

2019 (STEELERS)

- ✦ Saw action in seven games, primarily on special teams
- ✦ Registered five tackles, three solo, on special teams
- ✦ Placed on the Reserved/Injured list in Week 10

TRANSACTIONS

- ✦ Placed on the Pittsburgh Reserved/Injured list on Nov. 5, 2019
- ✦ Signed a four-year contract with the Steelers on May 9, 2019
- ✦ Drafted by Pittsburgh with the third of its three sixth-round picks (207th overall) in the 2019 NFL Draft

COLLEGE

- ✦ Tied an Akron football record for most games played in his collegiate career, playing in each of his 51 possible collegiate games (38 starts)
- ✦ Amassed 359 total tackles (184 solo), 9.5 sacks, 28.5 tackles for loss and four pass breakups
- ✦ Finished second on the defense with 85 tackles, 7.5 tackles for loss, two fumble recoveries, two defensive TDs and one pass breakup his senior year in 2018
- ✦ Earned his second First-Team All-MAC selection as a junior in 2017
- ✦ Named Defensive MVP and two-time MAC Defensive Player of the Week
- ✦ Started all 14 games and led the Zips in tackles with 141 total stops, 9.5 tackles for loss, a team-best 5.0 sacks, five quarterback hurries, four passes defended, three interceptions and one fumble recovery
- ✦ Named first-team All-MAC his sophomore year and Akron's Defensive MVP in 2016
- ✦ Started all 12 games and led the defense with 122 tackles (ninth in the nation) and 11.5 tackles for loss, and added 4.0 sacks, eight quarterback hurries, three passes defended and two forced fumbles
- ✦ Saw action in all 13 games his freshman season in 2015
- ✦ Graduated with a degree in sports management

PERSONAL

- ✦ Played at Trinity Catholic High School (Ocala, Fla.)
- ✦ Recorded 128 tackles, 17 tackles for loss, 1.0 sack, three interceptions and one pass breakup in senior year
- ✦ Parents are Beverly Gilbert and Ulysees Gilbert II
- ✦ Full name: Ulysees Lovett Gilbert III

ULYSEES GILBERT III'S NFL REGULAR SEASON DEFENSIVE STATISTICS

DATE	TEAM	GP	GS	TACKLES							INTERCEPTIONS					O. FUMB			ST				MISC			
				TK	S	A	TFL	YDS	SK	YDS	QBH	NO	YDS	LG	TD	PD	FF	FR	YDS	TK	S	A	FF	FR	S	A
2019	Steelers	7	0	0	0	0	0	0	0.0	0.0	0	0	0	0	0	0	0	0	0	5	3	2	0	0	0	0
2020	Steelers	4	0	2	2	0	0	0	0.0	0.0	0	0	0	0	0	0	0	0	0	3	1	2	0	0	0	0
2021	Steelers	1	0	0	0	0	0	0	0.0	0.0	0	0	0	0	0	0	0	0	0	1	1	0	0	0	0	0
NFL TOTALS		12	0	2	2	0	0	0	0.0	0.0	0	0	0	0	0	0	0	0	0	9	5	4	0	0	0	0

ULYSEES GILBERT III'S NFL POSTSEASON DEFENSIVE STATISTICS

DATE	TEAM	GP	GS	TACKLES							INTERCEPTIONS					O. FUMB			ST				MISC			
				TK	S	A	TFL	YDS	SK	YDS	QBH	NO	YDS	LG	TD	PD	FF	FR	YDS	TK	S	A	FF	FR	S	A
2020	Steelers	0	0	0	0	0	0	0	0.0	0.0	0	0	0	0	0	0	0	0	0	0	0	0	0	0	0	0
NFL TOTALS		0	0	0	0	0	0	0	0.0	0.0	0	0	0	0	0	0	0	0	0	0	0	0	0	0	0	0

SINGLE-GAME HIGHS: DEFENSIVE

Total Tackles 2 at Buffalo Bills, Dec 13, 2020

Special Teams Tackles 2 at Buffalo Bills, Dec 13, 2020
2 vs. Indianapolis Colts, Nov 03, 2019
...1 more at 2.

2019 GAME-BY-GAME REGULAR-SEASON STATISTICS (STEELERS)

DATE	OPPONENT	P/S	TACKLES							INTERCEPTIONS					O. FUMB			ST					MISC		W/L	SCORE	
			TK	S	A	SK	YDS	TFL	YDS	QBH	NO	YDS	LG	TD	PD	FF	FR	YDS	TK	S	A	FF	FR	S			A
09/08	at Patriots	P	0	0	0	0.0	0.0	0	0	0	0	0	0	0	0	0	0	0	0	0	0	0	0	0	L	3-33	
09/15	Seahawks	P	0	0	0	0.0	0.0	0	0	0	0	0	0	0	0	0	0	0	2	0	2	0	0	0	L	26-28	
09/22	at 49ers	P	0	0	0	0.0	0.0	0	0	0	0	0	0	0	0	0	0	0	0	0	0	0	0	0	L	20-24	
09/30	Bengals	P	0	0	0	0.0	0.0	0	0	0	0	0	0	0	0	0	0	0	1	1	0	0	0	0	W	27-3	
10/06	Ravens	P	0	0	0	0.0	0.0	0	0	0	0	0	0	0	0	0	0	0	0	0	0	0	0	0	L	23-26+	
10/13	at Chargers	P	0	0	0	0.0	0.0	0	0	0	0	0	0	0	0	0	0	0	0	0	0	0	0	0	W	24-17	
10/28	Dolphins									INACTIVE																W	27-14
11/03	Colts	P	0	0	0	0.0	0.0	0	0	0	0	0	0	0	0	0	0	0	2	2	0	0	0	0	W	26-24	
11/10	Rams									DID NOT PLAY																W	17-12
11/14	at Browns									DID NOT PLAY																L	7-21
11/24	at Bengals									DID NOT PLAY																W	16-10
12/01	Browns									NOT ON ROSTER																W	20-13
12/08	at Cardinals									NOT ON ROSTER																W	23-17
12/15	Bills									NOT ON ROSTER																L	10-17
12/22	at Jets									NOT ON ROSTER																L	10-16
12/29	at Ravens									NOT ON ROSTER																L	10-28
2019 TOTALS		7-0	0	0	0	0.0	0.0	0	0	0	0	0	0	0	0	0	0	0	5	3	2	0	0	0	8-8		
+ = Overtime																											

+ - Overtime

2020 GAME-BY-GAME REGULAR-SEASON STATISTICS (STEELERS)


DATE	OPPONENT	P/S	TACKLES							INTERCEPTIONS				O. FUMB			ST				MISC		W/L	SCORE			
			TK	S	A	SK	YDS	TFL	YDS	QBH	NO	YDS	LG	TD	PD	FF	FR	YDS	TK	S	A	FF			FR	S	A
09/14	at Giants									ON INACTIVE LIST																W	26-16
09/20	Broncos									ON INACTIVE LIST																W	26-21
09/27	Texans									ON INACTIVE LIST																W	28-21
10/11	Eagles	P	0	0	0	0.0	0.0	0	0	0	0	0	0	0	0	0	0	1	0	1	0	0	0	0	W	38-29	
10/18	Browns									ON INACTIVE LIST																W	38-7
10/25	at Titans	P	0	0	0	0.0	0.0	0	0	0	0	0	0	0	0	0	0	0	0	0	0	0	0	0	W	27-24	
11/01	at Ravens									ON INACTIVE LIST																W	28-24
11/08	at Cowboys									DID NOT PLAY																W	24-19
11/15	Bengals									DID NOT PLAY																W	36-10
11/22	at Jaguars									DID NOT PLAY																W	27-3
12/02	Ravens									DID NOT PLAY																W	19-14
12/07	Washington									DID NOT PLAY																L	17-23
12/13	at Bills	P	2	2	0	0.0	0.0	0	0	0	0	0	0	0	0	0	0	2	1	1	0	0	0	0	L	15-26	
12/21	at Bengals	P	0	0	0	0.0	0.0	0	0	0	0	0	0	0	0	0	0	0	0	0	0	0	0	0	L	17-27	
12/27	Colts									DID NOT PLAY																W	28-24
01/03	at Browns									DID NOT PLAY																L	22-24
2020 TOTALS			4-0	2	2	0	0.0	0.0	0	0	0	0	0	0	0	0	0	3	1	2	0	0	0	0	12-4		

2021 GAME-BY-GAME REGULAR-SEASON STATISTICS (STEELERS)

DATE	OPPONENT	P/S	TACKLES							INTERCEPTIONS				O. FUMB			ST			MISC		W/L	SCORE			
			TK	S	A	SK	YDS	TFL	YDS	QBH	NO	YDS	LG	TD	PD	FF	FR	YDS	TK	S	A			FF	FR	S
09/12	at Bills	P	0	0	0	0.0	0.0	0	0	0	0	0	0	0	0	0	0	1	1	0	0	0	0	0	W	23-16
2021 TOTALS		1-0	0	0	0	0.0	0.0	0	0	0	0	0	0	0	0	0	0	1	1	0	0	0	0	0	1-0	

2020 GAME-BY-GAME POSTSEASON STATISTICS (STEELERS)

DATE	OPPONENT	P/S	TACKLES							INTERCEPTIONS					O. FUMB			ST					MISC		W/L	SCORE						
			TK	S	A	SK	YDS	TFL	YDS	QBH	NO	YDS	LG	TD	PD	FF	FR	YDS	TK	S	A	FF	FR	S			A					
01/10	Browns									DID NOT PLAY																					L	37-48
2020 TOTALS			0	0	0	0.0	0.0	0	0	0	0	0	0	0	0	0	0	0	0	0	0	0	0	0	0	0-1						



53

KENDRICK GREEN

CENTER

HEIGHT: 6-4

WEIGHT: 315

COLLEGE: Illinois

BORN: Dec. 22, 1998 (22)

BIRTHPLACE Peoria, IL

HOW ACQUIRED: D3 '21

NFL EXPERIENCE: R

PRO CAREER

Made NFL debut and first career start in Week 1 of 2021 at Buffalo
 First rookie center to start for the Steelers since Maurkice Pouncey in 2010
 Only rookie center in the NFL to start in a season opener in 2021

2021 (STEELERS)

Was one of five rookie starters, marking the first time the Steelers started at least five rookies in a season opener since 1991

TRANSACTIONS

★ Drafted by the Steelers in the third round (87th overall) in the 2021 NFL Draft

COLLEGE

- Started 33 career games at Illinois (2017-20), including four at center and 29 at left guard
- Finished his collegiate career with a streak of 33 consecutive starts
- 2020 USA TODAY second-team All-America
- 2020 Associated Press first-team All-Big Ten
- Illinois' first offensive player to earn All-America honors since FB Jay Prosch in 2011
- Illinois' first offensive lineman to earn All-America honors since Jon Asamoah in 2009
- Consensus first-team All-Big Ten
- Illinois' first offensive player to earn first-team All-Big Ten since WR A.J. Jenkins in 2011
- Illinois' first offensive lineman to earn first-team All-Big Ten since Martin O'Donnell in 2007
- Started all eight games in 2020 and moved to center for three games while starting center Doug Kramer was sidelined
- Ranked as the third-highest rated guard in the country by PFF and No. 17 (min. 475 snaps) offensive lineman in the nation during the regular season
- Started 12 games at left guard and one game at center in 2019
- 2019 Pro Football Focus All-America honorable mention
- 2019 All-Big Ten honorable mention (media)
- Moved to offensive line prior to the 2018 season after practicing at defensive tackle during his freshman season in 2017

PERSONAL


- Four-star recruit by Scout
- Three-star recruit by 247Sports, Rivals and ESPN
- Ranked as a top 500 recruit in the nation by 247Sports
- Ranked No. 22 defensive tackle in the nation by Scout, No. 30 by Rivals, No. 31 by 247Sports and No. 50 by ESPN
- Ranked No. 5 recruit in Illinois by Scout, No. 8 by 247Sports, No. 9 by ESPN and No. 14 by Rivals
- Played at Peoria High School for head coach Tim Thornton
- USA Football U-19 team member for IFAF World Championships in Harbin, China
- Blue-Grey All-American
- Led Peoria to 2016 IHSA 5A state championship; registered 111 tackles, 33.0 tackles for loss and 15.0 sacks as a senior
- 2016 Illinois High School Football Coaches Association all-state first team
- 2016 Preps Plus All-State first team
- 2016 ALL-USA Illinois Football Team
- 2016 Big 12 all-conference
- Born Dec. 22, 1998
- Graduated with a degree in sociology
- Organized Black Lives Matter march for Illinois student-athletes on Aug. 31, 2020

KENDRICK GREEN'S NFL REGULAR SEASON STATISTICS

DATE	TEAM	GP	GS
2021	Steelers	1	1
NFL TOTALS		1	1

2021 GAME-BY-GAME REGULAR-SEASON STATISTICS (STEELERS)

DATE	OPPONENT	P/S	W/L	SCORE
09/12	at Bills	S	W	23-16
2021 TOTALS		1-1	1-0	



JOE HADEN

CORNERBACK

HEIGHT: 5-11 BIRTHPLACE: Fort Washington, MD

WEIGHT: 195 HOW ACQUIRED: FA '17

COLLEGE: Florida NFL EXPERIENCE: 12th year

BORN: Apr. 14, 1989 (32)

AP
PRO TEAM

'13 '13 '14 '19

PRO CAREER

- Has played in 147 games (138 starts) over his 12-year NFL career (five seasons with Steelers, 2017-21)
- Has registered 574 tackles, 473 solo stops, 149 passes defended, 29 interceptions, 14 tackles for loss, seven forced fumbles, six quarterback hits, five fumble recoveries, 3.0 sacks and two interception returns for TD
- Has registered 205 tackles, 175 solo stops, 48 passes defended, 10 interceptions, 11 tackles for loss, five quarterback hits, three forced fumbles, one fumble recovery, 1.0 sack and one interception return for TD (in Steelers career)
- His 149 passes defended are the most since he entered the NFL in 2010 and tops active players
- His 29 career interceptions are the second-most since he entered the NFL in 2010 and second-most among active players
- Has registered at least two passes defended in a game 37 times in his career
- Has recorded at least three passes defended in a game 15 times in his career
- Has registered at least four passes defended in a game four times in his career
- Has twice recorded at least five passes defended in a game in his career
- Recipient of "The Chief Award" by the Pittsburgh Chapter of Pro Football Writers of America in 2018
- Named AFC Defensive Player of the Week once (Week 15, 2018)
- Named the Browns' 2016 recipient of the Ed Block Courage Award
- Two-time Pro Bowl selection and served as a Pro Bowl captain in 2014
- Named the inaugural recipient of the Browns NFL Sportsmanship Award in 2014
- Named second-team Associated Press All-Pro in 2013

- ♦ Registered his seventh career forced fumble in Week 1 at Buffalo - is now tied for the 13th most forced fumbles among active DBs

2020 (STEELERS)

- ♦ Started 14 regular-season games
- ♦ Recorded 52 tackles (44 solo), 12 passes defended, two interceptions and two tackles for loss
- ♦ His 12 passes defended led the Steelers
- ♦ Recorded at least two interceptions in a season for the eighth time in his 11-year NFL career
- ♦ Intercepted a pass from QB Robert Griffin III at Baltimore's 14-yard line and returned it for a TD, marking the second interception return for a TD in his career and first with the Steelers in Week 12
- ♦ Intercepted a pass from QB Jeff Driskel near the end of the second quarter in Week 2 vs. Denver
- ♦ Inactive in both Weeks 14 (concussion) and 17 (COVID-19)

2019 (STEELERS)

- ♦ Started all 16 regular-season games
- ♦ Recorded 65 tackles (59 solo), 17 passes defended and five interceptions
- ♦ His five interceptions in 2019 tied for fourth most in the League
- ♦ Recorded seven tackles (six solo), five passes defended, tying his single-game career high (9/11/11 vs. CIN), forced a fumble and added an interception (picking off Jared Goff) in Week 10 vs. L.A. Rams
- ♦ Recorded two solo tackles and picked off Baker Mayfield with 1:17 left to play in the game, sealing the win for the Steelers in Week 13 vs. Cleveland
- ♦ Recorded four solo tackles and picked off Tyler Murray twice, including a game-winning interception with 48 seconds remaining, in Week 14 at Arizona

2018 (STEELERS)

- ♦ Started each of his 15 regular-season games played
- ♦ Finished the season with 63 tackles (51 solo) – the most he's had in a season since 2014 – 12 passes defended, two interceptions and one forced fumble
- ♦ Named AFC Defensive Player of the Week for his Week 15 performance
- ♦ Led all defenders with a game-high 12 tackles (eight solo), two passes defended and one interception in Week 15 vs. New England
- ♦ Intercepted QB Tom Brady in the fourth quarter at the Steelers' four-yard line
- ♦ His 12 tackles mark the third regular-season game of his NFL career with at least 10 total tackles (13: Nov. 16, 2014 vs. Houston and Sept. 14, 2014 vs. New Orleans)
- ♦ Inactive due to a hamstring injury (9/16 vs. Kansas City)

2017 (STEELERS)

- ♦ Started each of his 11 regular-season games played
- ♦ Finished the season with 20 tackles (18 solo), seven passes defended, 1.0 sack and one interception
- ♦ Inactive due to a fibula injury from 11/16-12/17
- ♦ Made his Steelers debut, posted six tackles, 1.0 sack and brought down Cleveland QB DeShone Kizer for a sack of three yards in Week 1
- ♦ Third sack of his NFL career and first since Sept. 11, 2011 (with Cleveland)
- ♦ Hauled in the 20th interception of his NFL career and first as a Steeler, picking off Cincinnati QB Andy Dalton in the third quarter of Week 7
- ♦ Left the game with a lower leg injury in Week 10 vs. Indianapolis and did not return
- ♦ Returned to action in Week 16 after missing five games with a fibula injury and appeared in the 100th regular-season game of his NFL career (made two solo tackles)
- ♦ Made his postseason debut in the Wild Card round vs. Jacksonville and finished with four tackles

2016 (BROWNS)

- ♦ Voted team captain by teammates prior to season
- ♦ Received the Ed Block Courage Award in December, given annually to a member of each of the 32 NFL teams who exemplifies the qualities of courage, compassion, commitment and community
- ♦ Started all 13 games in which he appeared
- ♦ Totaled 48 tackles, three interceptions and 11 passes defended
- ♦ Intercepted QB Joe Flacco twice and added four passes defended in Week 2 vs. Baltimore
- ♦ Intercepted Flacco for a third time on the season (only player to record three interceptions off the same quarterback in 2016) in Week 10 at Baltimore

2015 (BROWNS)

- ♦ Started all five games in which he appeared
- ♦ Registered 22 tackles, two passes defended and one fumble recovery
- ♦ In January, was named a Special Olympics Global Ambassador, becoming the first professional football player to ever hold that distinction
- ♦ Placed on Reserved/Injured list on December 14, 2015 due to a concussion
- ♦ During a 28-14 victory in the Browns' home opener, totaled six tackles, one pass defended and one fumble recovery in Week 2

2014 (BROWNS)

- ♦ Named to his second career Pro Bowl and served as team captain
- ♦ Along with Tashaun Gipson and Donte Whitner, marked the first time in team history that the club had three defensive backs selected to the Pro Bowl in the same year
- ♦ Led the team and finished second in the NFL with 20 passes defended
- ♦ Added a career-high 73 tackles, three interceptions, two fumble recoveries and one forced fumble
- ♦ Along with Buster Skrine (18), made the Browns the only NFL team with multiple players accruing 18 or more passes defended
- ♦ Named the inaugural recipient of the Browns NFL Sportsmanship Award
- ♦ Helped the Browns finish first in the NFL in opponent passer rating (74.1) and passes defended (99)
- ♦ In a 24-3 primetime win in Week 10 vs. Cincinnati, amassed three tackles, two passes defended and one fumble recovery, helping the Browns defense limit the Bengals to 79 net passing yards – second fewest by an NFL team in 2014
- ♦ Posted a career-high 13 tackles and intercepted QB Ryan Mallett in the end zone in Week 11 vs. Houston
- ♦ During a 26-24 win in Week 12 at Atlanta, registered five solo tackles and picked off QB Matt Ryan in the end zone – his second interception in as many games
- ♦ Recorded one solo tackle, one interception, two passes defended and one blocked field goal in Week 13 at Buffalo
- ♦ First NFL player to record an interception and blocked field goal in game since Michael Griffin in 2012

2013 (BROWNS)

- ♦ Earned his first Pro Bowl selection

- ✦ Named an AP second-team All-Pro honoree
- ✦ Named to the All-AFC team by the Pro Football Writers of America (PFWA)
- ✦ Started 15 games and registered 60 tackles, four interceptions, one interception returned for a touchdown and 20 passes defended
- ✦ Ranked second on team in interceptions and passes defended
- ✦ Recorded four interceptions from Weeks 9-17, tied for the most in the NFL during that stretch
- ✦ He and Buster Skrine made the Browns one of only two teams (Ravens) with two players posting 19+ passes defended
- ✦ Limited Pro Bowl WR Calvin Johnson to three receptions for 25 yards in Week 6 vs. Detroit
- ✦ Recorded two passes defended and held WR Dwayne Bowe to one reception, marking only the 10th game in the wide receiver's first 96 career games with one or fewer in Week 8 at Kansas City
- ✦ Posted his first career multiple-interception game (two) and first interception returned for a TD (29 yards) in Week 11 at Cincinnati

2012 (BROWNS)

- ✦ Started all 11 games in which he appeared
- ✦ Registered 51 tackles, 10 passes defended, team-high three interceptions and one forced fumble
- ✦ Intercepted a Michael Vick pass and returned it 50 yards during the season opener vs. Philadelphia
- ✦ Intercepted an Andy Dalton pass, returning it 14 yards, and added three passes defended in Week 6 vs. Cincinnati
- ✦ Hauled in one interception and forced one fumble in Week 12 vs. Pittsburgh

2011 (BROWNS)

- ✦ Started all 15 games in which he appeared
- ✦ Helped the Browns finish second in the NFL in pass defense, Cleveland's highest finish in that category since 1962
- ✦ Led team with 19 passes defended, a figure that ranked sixth in the NFL and fourth in the AFC
- ✦ Posted 65 tackles, 1.0 sack, one fumble recovery and one forced fumble
- ✦ Named to USA Today's All-Joe Team for unheralded prime performers in 2011
- ✦ Tallied three tackles, 1.0 sack and a career-high five pass defenses in Week 1 vs. Cincinnati
- ✦ Registered a season-high eight tackles and forced one fumble in Week 14 at Pittsburgh
- ✦ Recorded the first fumble recovery of his career and tacked on four tackles in Week 17 vs. Pittsburgh

2010 (BROWNS)

- ✦ Played in all 16 games with seven starts
- ✦ Collected 57 tackles, six interceptions for 101 yards, a team-best 18 pass breakups, 1.0 sack and one forced fumble on defense
- ✦ On special teams, added eight tackles and four kickoff returns for a 24.0-yard average
- ✦ Key member of a punt coverage unit that allowed an average of 7.1 yards per return, a figure that was fifth-best in the NFL, while they also downed 29 punts inside the 20
- ✦ Named to the Sporting News All-Rookie team, the PFW/PFWA All-Rookie defense team and the USA Today's All-Joe Team for unheralded prime performers in 2010
- ✦ One of five finalists for the Pepsi Rookie of the Year award
- ✦ Interception total led the team, tied for fifth in the NFL and was the second-highest figure among NFL rookies (New England's Devin McCourty, seven)
- ✦ Had an interception in four straight weeks (9-12), the first Brown to do so since Ernie Kelleman in 1968
- ✦ His six interceptions were the most by a Browns rookie since Anthony Henry had 10 in 2001
- ✦ His interception total tied with Ken Gorgall and Bert Rechichar for the fourth-highest figure by a Browns rookie
- ✦ Named the NFL Defensive Rookie of the Month for November after registering 15 tackles, seven passes defended and three interceptions
- ✦ Recorded first career interception and returned it 62 yards in Week 6 at Pittsburgh
- ✦ Posted five tackles, one interception and a season-high four passes defended as the Browns held the Dolphins to 167 net passing yards (also marked the fourth straight in which he had an interception) in Week 13 at Miami
- ✦ Registered five tackles and one interception, also came up with the first sack of his career as well as a forced fumble, in Week 16 vs. Baltimore

TRANSACTIONS

- ✦ Signed a two-year contract extension with Pittsburgh on Sept. 1, 2019
- ✦ Signed a three-year contract with the Steelers on August 31, 2017
- ✦ Waived by Cleveland on Aug. 30, 2017
- ✦ Placed on Browns Reserved/Injured list on Dec. 14, 2015
- ✦ Signed a five-year contract extension with the Browns on May 13, 2014
- ✦ NFL suspension was lifted on October 8, 2012
- ✦ Placed on the Cleveland Reserve/Suspended by Commissioner List on Sept. 10, 2012
- ✦ Drafted by the Browns in the first-round (7th overall) of the 2010 NFL Draft

COLLEGE

- ✦ Started all 40 career games at the University of Florida (2007-09) before entering the NFL prior to his senior season
- ✦ Recorded 218 tackles, 3.5 sacks and eight interceptions for 166 yards
- ✦ Added 34 passes defended, three forced fumbles, two fumble recoveries and one blocked field goal
- ✦ In his final season, was a unanimous first-team All-American, first-team All-Southeastern Conference selection and a finalist for the Jim Thorpe Award, presented annually to the top defensive back in college football
- ✦ Tied for third on the team with 68 tackles, while adding 3.0 sacks, two forced fumbles, four interceptions and 5 special teams tackles in 2009
- ✦ Helped the Gators own the fourth-best pass defense in the nation (152.8 yards per game)
- ✦ Earned second-team All-SEC honors in 2008, after ranking second on the team with a career-high 87 tackles, 0.5 sack, one forced fumble, one fumble recovery, one blocked kick and three interceptions
- ✦ Returned an interception 88 yards to tie for the fourth-longest interception return in team history
- ✦ After two position changes (from QB to WR to DB) prior to playing in his first collegiate contest, he became the first true freshman in Florida history to start at cornerback in his first career game
- ✦ Earned Freshman All-America first-team and SEC All-Freshman team honors after recording 63 tackles, one fumble recovery and one interception

PERSONAL

- ✦ Born Joseph Walter Haden III
- ✦ Native of Fort Washington, Md.
- ✦ Son of Joe and Zakiya Haden
- ✦ Oldest of five brothers, whose names all begin with the letter J (Josh, Jordan, Jacob and Jonathon)
- ✦ First college football player in his family, as two of his younger brothers (Josh and Jordan) played collegiately at the University of Toledo
- ✦ Younger brother, Jacob, is a Special Olympics athlete

- ♦ Attended Friendly (Md.) HS
- ♦ A four-year starter at quarterback who set a Maryland public school record with 7,371 career passing yards, while tying the career mark for touchdown passes with 80
- ♦ Passed for 2,783 yards with 38 touchdowns, while rushing for 899
- ♦ Was active in the Cleveland community and founded the "Haden Nation" ticket program, which provided tickets, apparel and food for the Children's Hunger Alliance and Fatima Family Center
- ♦ Promptly made a charitable donation to the Greater Cleveland Food Bank, helping provide 40,000 meals for families in Northeast Ohio area after signing his contract extension with the Browns through the 2019 season
- ♦ Founder of the Joe Haden Elite Football Experience sports camp benefitting boys grades 3-8
- ♦ Has a foundation in memory of his grandmother called Aunt Berta which benefits kids in need
- ♦ Hosted a celebrity softball tournament in 2014 and 2015 with proceeds benefiting Special Olympics, local youth sports and educational programs
- ♦ Interacts with fans through his social media account, where he has provided meals at restaurants, sponsored youth leagues and attended the Independence High School prom in 2012
- ♦ Has more than 1,200 pairs of shoes in his collection, lists his favorite pair as Nike Air Mag, which was the shoe Marty McFly wore during the movie Back to the Future II
- ♦ Opened a sneaker store, The Restock Cleveland, in November of 2014
- ♦ Married his wife Sarah in 2013
- ♦ Couple welcomed their first son, Joe, in September of 2016 and their second son, Jett, in January of 2018
- ♦ Full name: Joseph Walter Haden III

REGULAR SEASON COMPARISON: DEFENSIVE - LAS VEGAS RAIDERS

DATE	OPP	W/L	GP/GS	TOT	TACKLES				ASST	SACK	YDS.	INT	TFL	PD	QBH	TD	MISC		
					SOLO	TFL	YDS	SK									FF	FR	FR
12/2/12	CLV @ OAK	W	S	4	4	0	0.0	0.0	0	0.0	0.0	0	0	1	0	0	0	0	0
10/26/14	CLV vs. OAK	W	S	9	8	1	0.0	0.0	0	0.0	0.0	0	1	2	0	0	0	0	1
9/27/15	CLV vs. OAK	L	S	4	4	0	0.0	0.0	0	0.0	0.0	0	0	0	0	0	0	0	0
9/27/18	PIT @ OAK	L	S	6	3	3	0.0	0.0	0	0.0	0.0	0	0	0	0	0	0	0	0
TOTALS		2/2	4/4	23	19	4	0.0	0.0	0	0.0	0.0	0	1	3	0	0	0	0	1

JOE HADEN'S NFL REGULAR SEASON DEFENSIVE STATISTICS

DATE	TEAM	GP	GS	TK	S	TACKLES					INTERCEPTIONS					O. FUMB					ST					MISC	
						A	TFL	YDS	SK	YDS	QBH	NO	YDS	LG	TD	PD	FF	FR	YDS	TK	S	A	FF	FR	S	A	
2010	Browns	16	7	56	49	7	0	0	1.0	5.0	0	6	101	62	0	18	1	0	0	8	8	0	0	0	0	0	
2011	Browns	15	15	65	53	12	2	0	1.0	0.0	1	0	0	0	0	19	1	1	0	0	0	0	0	0	0	0	
2012	Browns	11	11	51	40	11	0	0	0.0	0.0	0	3	64	50	0	11	1	0	0	0	0	0	0	0	0	0	
2013	Browns	15	15	54	43	11	0	0	0.0	0.0	0	4	57	29t	1	20	0	0	0	0	0	0	0	0	0	0	
2014	Browns	15	15	73	58	15	1	3	0.0	0.0	0	3	0	0	0	20	1	2	34	0	0	0	0	0	0	0	
2015	Browns	5	5	22	18	4	0	0	0.0	0.0	0	0	0	0	0	2	0	1	0	0	0	0	0	0	0	0	
2016	Browns	13	13	48	37	11	0	0	0.0	0.0	0	3	9	9	0	11	0	0	0	0	0	0	0	0	0	0	
2017	Browns	1	1	0	0	0	0	0	0.0	0.0	0	0	0	0	0	0	0	0	0	0	0	0	0	0	0	0	
Went from Cleveland to Pittsburgh.																											
2017	Steelers	10	10	20	18	2	1	3	1.0	3.0	1	1	1	1	0	7	0	0	0	0	0	0	0	0	0	0	0
2017	TOTAL	11	11	20	18	2	1	3	1.0	3.0	1	1	1	1	0	7	0	0	0	0	0	0	0	0	0	0	0
2018	Steelers	15	15	63	51	12	2	2	0.0	0.0	0	2	0	0	0	12	1	0	0	0	0	0	0	0	0	0	0
2019	Steelers	16	16	65	59	6	3	7	0.0	0.0	0	5	20	16	0	17	1	1	3	0	0	0	0	0	0	0	0
2020	Steelers	14	14	52	44	8	2	1	0.0	0.0	0	2	38	24	1	12	0	0	0	0	0	0	0	0	0	0	0
2021	Steelers	1	1	5	3	2	0	0	0.0	0.0	0	0	0	0	0	0	1	0	0	0	0	0	0	0	0	0	0
NFL TOTALS		147	138	574	473	101	11	16	3.0	8.0	2	29	290	62	2	149	7	5	37	8	8	0	0	0	0	0	0

JOE HADEN'S NFL POSTSEASON DEFENSIVE STATISTICS

		TACKLES										INTERCEPTIONS					O. FUMB				ST				MISC	
DATE	TEAM	GP	GS	TK	S	A	TFL	YDS	SK	YDS	QBH	NO	YDS	LG	TD	PD	FF	FR	YDS	TK	S	A	FF	FR	S	A
2017	Steelers	1	1	4	4	0	0	0	0.0	0.0	0	0	0	0	0	1	0	0	0	0	0	0	0	0	0	0
2020	Steelers	0	0	0	0	0	0	0	0.0	0.0	0	0	0	0	0	0	0	0	0	0	0	0	0	0	0	0
NFL TOTALS		1	1	4	4	0	0	0	0.0	0.0	0	0	0	0	0	1	0	0	0	0	0	0	0	0	0	0

SINGLE-GAME HIGHS: DEFENSIVE

Total Tackles	13 vs. Houston Texans, Nov 16, 2014	Tackles For Loss	2 vs. Cleveland Browns, Oct 28, 2018
	12 vs. New England Patriots, Dec 16, 2018		1 vs. Baltimore Ravens, Dec 02, 2020
Sacks	1.0 vs. Pittsburgh Steelers, Sep 10, 2017	Interceptions	...8 more at 1.
	1.0 vs. Cincinnati Bengals, Sep 11, 2011		2 at Arizona Cardinals, Dec 08, 2019
Passes Defensed	...1 more at 1.0.		2 vs. Baltimore Ravens, Sep 18, 2016
	5 vs. Los Angeles Rams, Nov 10, 2019		...1 more at 2.
	5 vs. Cincinnati Bengals, Sep 11, 2011	Interception Return Yards	62 at Pittsburgh Steelers, Oct 17, 2010
Forced Fumbles	1 at Buffalo Bills, Sep 12, 2021		
	1 vs. Los Angeles Rams, Nov 10, 2019	Special Teams Tackles	2 vs. Cincinnati Bengals, Oct 03, 2010
...5 more at 1.			2 vs. Kansas City Chiefs, Sep 19, 2010
Fumble Recoveries	1 at Baltimore Ravens, Dec 29, 2019	Longest Opponent's Fumble Return	34 vs. Oakland Raiders, Oct 26, 2014
	1 vs. Tennessee Titans, Sep 20, 2015		3 at Baltimore Ravens, Dec 29, 2019
	...3 more at 1.		

SINGLE-GAME HIGHS - POSTSEASON: DEFENSIVE

Total Tackles	4 vs. Jacksonville Jaguars, Jan 14, 2018	Passes Defensed	1 vs. Jacksonville Jaguars, Jan 14, 2018
---------------	--	-----------------	--

2021 GAME-BY-GAME REGULAR-SEASON STATISTICS (STEELERS)


DATE	OPPONENT	P/S	TACKLES							INTERCEPTIONS				O. FUMB			ST				MISC		W/L	SCORE		
			TK	S	A	SK	YDS	TFL	YDS	QBH	NO	YDS	LG	TD	PD	FF	FR	YDS	TK	S	A	FF			FR	S
09/12	at Bills	S	5	3	2	0.0	0.0	0	0	0	0	0	0	0	1	0	0	0	0	0	0	0	0	0	W	23-16
2021 TOTALS			1-1	5	3	2	0.0	0.0	0	0	0	0	0	0	1	0	0	0	0	0	0	0	0	0	1-0	

2017 GAME-BY-GAME POSTSEASON STATISTICS (STEELERS)

DATE	OPPONENT	P/S	TACKLES							INTERCEPTIONS				O. FUMB			ST			MISC		W/L	SCORE		
			TK	S	A	SK	YDS	TFL	YDS	QBH	NO	YDS	LG	TD	PD	FF	FR	YDS	TK	S	A			FF	FR
01/14	Jaguars	S	4	4	0	0.0	0.0	0	0	0	0	0	1	0	0	0	0	0	0	0	0	0	0	L	42-45
2017 TOTALS		1-1	4	4	0	0.0	0.0	0	0	0	0	1	0	0	0	0	0	0	0	0	0	0	0	0-1	

2020 GAME-BY-GAME POSTSEASON STATISTICS (STEELERS)

DATE	OPPONENT	P/S	TACKLES							INTERCEPTIONS					O. FUMB			ST				MISC		W/L	SCORE	
			TK	S	A	SK	YDS	TFL	YDS	QBH	NO	YDS	LG	TD	PD	FF	FR	YDS	TK	S	A	FF	FR			S
01/10	Browns										DID NOT PLAY														L	37-48
2020 TOTALS			0	0	0	0.0	0.0	0	0	0	0	0	0	0	0	0	0	0	0	0	0	0	0	0	0-1	



JOE HAEG

TACKLE

HEIGHT: 6-6 BIRTHPLACE: Lake Shore, MN

WEIGHT: 298 HOW ACQUIRED: UFA '21

COLLEGE: North Dakota State NFL EXPERIENCE: 6th year

BORN: Mar. 11, 1993 (28)

PRO CAREER

- ✦ Has played in 68 games (38 starts) over his six-year NFL career (Colts 2016-19, Buccaneers 2020; Steelers 2021)
- ✦ Has played in six postseason games (no starts) in 2018 (Colts, two) and 2020 (Buccaneers, four)
- ✦ Made NFL debut in Week 2 of 2016 at Denver
- ✦ Made NFL starting debut in Week 3 of 2016 vs. San Diego Chargers
- Super Bowl LV Champion with Tampa Bay

2020 (BUCCANEERS)

- ✦ Played in 12 regular-season games (three starts) along with appearing in all four postseason contests
- ✦ Captured Super Bowl LV with Tampa Bay
- ✦ Started at tackle in Week 7 (at Las Vegas) and Week 8 (at N.Y. Giants)
- ✦ Started at guard in Week 9 (vs. New Orleans)

2019 (COLTS)

- ✦ Played in 16 regular-season games (no starts)

2018 (COLTS)

- ✦ Played in eight regular-season games (six starts) along with appearing in both postseason contests

2017 (COLTS)

- ✦ Played in 16 regular-season games (15 starts)

2016 (COLTS)

- ✦ Played in 15 regular-season games (14 starts)
- ✦ Started games at three different positions, blocking for a Colts offense that tied for fifth in the NFL in passing yards per game, seventh in points scored and 10th in yards per game

TRANSACTIONS

- ✦ Signed a two-year contract with Pittsburgh on Mar. 20, 2021
- ✦ Signed a one-year contract with Tampa Bay on Mar. 20, 2020
- ✦ Signed a four-year contract with Indianapolis on May 5, 2016
- ✦ Drafted by the Colts in the fifth round (155th overall) of the 2016 NFL Draft

COLLEGE

- ✦ A four-year letterman at North Dakota State, starting 60 games
- ✦ Part of a program that won the NCAA Division I FCS National Championship all five years he was a member of the program
- ✦ Earned first-team FCS All-American honors in both 2014 and 2015, while also being named to the 2015 Walter Camp FCS All-America Team, a 2015 STATS first-team All-American and earning an invite to the 2016 Senior Bowl
- ✦ Redshirted in 2011

PERSONAL

✦ Attended Brainerd High School (Brainerd, Minnesota), where he was a three-time letterwinner and earned all-state, all-section and all-conference honors as a senior

JOE HAEG'S NFL REGULAR SEASON STATISTICS

DATE	TEAM	GP	GS
2016	Colts	15	14
2017	Colts	16	15
2018	Colts	8	6
2019	Colts	16	0
2020	Buccaneers	12	3
2021	Steelers	1	0
NFL TOTALS		68	38

JOE HAEG'S NFL POSTSEASON STATISTICS

DATE	TEAM	GP	GS
2018	Colts	2	0
2020	Buccaneers	4	0
NFL TOTALS		6	0

2016 GAME-BY-GAME REGULAR-SEASON STATISTICS (COLTS)

DATE	OPPONENT	P/S		W/L	SCORE
09/11	Lions		INACTIVE	L	35-39
09/18	at Broncos	P		L	20-34
09/25	Chargers	S		W	26-22
10/02	at Jaguars	S		L	27-30
10/09	Bears	S		W	29-23
10/16	at Texans	S		L	23-26+
10/23	at Titans	S		W	34-26
10/30	Chiefs	S		L	14-30
11/06	at Packers	S		W	31-26
11/20	Titans	S		W	24-17
11/24	Steelers	S		L	7-28
12/05	at Jets	S		W	41-10
12/11	Texans	S		L	17-22
12/18	at Vikings	S		W	34-6
12/24	at Raiders	S		L	25-33
01/01	Jaguars	S		W	24-20
2016 TOTALS		15-14		8-8	
+ - Overtime					

2017 GAME-BY-GAME REGULAR-SEASON STATISTICS (COLTS)

DATE	OPPONENT	P/S		W/L	SCORE
09/10	at Rams	P		L	9-46
09/17	Cardinals	S		L	13-16+
09/24	Browns	S		W	31-28
10/01	at Seahawks	S		L	18-46
10/08	49ers	S		W	26-23+
10/16	at Titans	S		L	22-36
10/22	Jaguars	S		L	0-27
10/29	at Bengals	S		L	23-24
11/05	at Texans	S		W	20-14
11/12	Steelers	S		L	17-20
11/26	Titans	S		L	16-20
12/03	at Jaguars	S		L	10-30
12/10	at Bills	S		L	7-13+
12/14	Broncos	S		L	13-25
12/23	at Ravens	S		L	16-23
12/31	Texans	S		W	22-13
2017 TOTALS		16-15		4-12	
+ - Overtime					

2018 GAME-BY-GAME REGULAR-SEASON STATISTICS (COLTS)

DATE	OPPONENT	P/S		W/L	SCORE
09/09	Bengals	S		L	23-34
09/16	at Washington	S		W	21-9
09/23	at Eagles	S		L	16-20
09/30	Texans		INJURED RESERVE	L	34-37+
10/04	at Patriots		INJURED RESERVE	L	24-38
10/14	at Jets		INJURED RESERVE	L	34-42
10/21	Bills		INJURED RESERVE	W	37-5
10/28	at Raiders		INJURED RESERVE	W	42-28
11/11	Jaguars		INJURED RESERVE	W	29-26
11/18	Titans		INJURED RESERVE	W	38-10
11/25	Dolphins		INJURED RESERVE	W	27-24
12/02	at Jaguars	S		L	0-6
12/09	at Texans	P		W	24-21
12/16	Cowboys	S		W	23-0
12/23	Giants	S		W	28-27
12/30	at Titans	P		W	33-17
2018 TOTALS		8-6		10-6	
+ - Overtime					

2019 GAME-BY-GAME REGULAR-SEASON STATISTICS (COLTS)

DATE	OPPONENT	P/S		W/L	SCORE
09/08	at Chargers	P		L	24-30+
09/15	at Titans	P		W	19-17
09/22	Falcons	P		W	27-24
09/29	Raiders	P		L	24-31
10/06	at Chiefs	P		W	19-13
10/20	Texans	P		W	30-23
10/27	Broncos	P		W	15-13
11/03	at Steelers	P		L	24-26
11/10	Dolphins	P		L	12-16
11/17	Jaguars	P		W	33-13
11/21	at Texans	P		L	17-20
12/01	Titans	P		L	17-31
12/08	at Buccaneers	P		L	35-38
12/16	at Saints	P		L	7-34
12/22	Panthers	P		W	38-6
12/29	at Jaguars	P		L	20-38
2019 TOTALS		16-0		7-9	
+ - Overtime					

2020 GAME-BY-GAME REGULAR-SEASON STATISTICS (BUCCANEERS)

DATE	OPPONENT	P/S		W/L	SCORE
09/13	at Saints		DID NOT PLAY (NON-INJURY)	L	23-34
09/20	Panthers		DID NOT PLAY (NON-INJURY)	W	31-17
09/27	at Broncos		DID NOT PLAY (NON-INJURY)	W	28-10
10/04	Chargers		DID NOT PLAY (NON-INJURY)	W	38-31
10/08	at Bears	P		L	19-20
10/18	Packers	P		W	38-10
10/25	at Raiders	S		W	45-20
11/02	at Giants	S		W	25-23
11/08	Saints	S		L	3-38
11/15	at Panthers	P		W	46-23
11/23	Rams	P		L	24-27
11/29	Chiefs	P		L	24-27
12/13	Vikings	P		W	26-14
12/20	at Falcons	P		W	31-27
12/26	at Lions	P		W	47-7
01/03	Falcons	P		W	44-27
2020 TOTALS		12-3		11-5	

2021 GAME-BY-GAME REGULAR-SEASON STATISTICS (STEELERS)


DATE	OPPONENT	P/S		W/L	SCORE
09/12	at Bills	P		W	23-16
2021 TOTALS		1-0		1-0	

2018 GAME-BY-GAME POSTSEASON STATISTICS (COLTS)

DATE	OPPONENT	P/S		W/L	SCORE
01/05	at Texans	P		W	21-7
01/12	at Chiefs	P		L	13-31
2018 TOTALS		2-0		1-1	

2020 GAME-BY-GAME POSTSEASON STATISTICS (BUCCANEERS)

DATE	OPPONENT	P/S		W/L	SCORE
01/09	at Washington	P		W	31-23
01/17	at Saints	P		W	30-20
01/24	at Packers	P		W	31-26
02/07	Chiefs	P		W	31-9
2020 TOTALS		4-0		4-0	



NAJEE HARRIS

(NAJ-gee)

HEIGHT: 6-1

WEIGHT: 232

COLLEGE: Alabama

BORN: Apr. 19, 1999 (22)

RUNNING BACK

BIRTHPLACE: Antioch, CA

HOW ACQUIRED: D1 '21

NFL EXPERIENCE: R

PRO CAREER

Made NFL debut and first career start in Week 1 of 2021 at Buffalo
Recorded 45 rushing yards on 16 attempts and one catch for four yards as a rookie

2021 (STEELERS)

Was one of five rookie starters, marking the first time the Steelers started at least five rookies in a season opener since 1991

TRANSACTIONS

- ★ Signed a four-year contract with Pittsburgh on May 25, 2021
- ★ Drafted by the Steelers in the first round (24th overall) of the 2021 NFL Draft

COLLEGE

- ★ One of the nation's top running back prospects who passed up on the NFL Draft to return for his senior season at Alabama
- ★ Crimson Tide's all-time leader for total TDs in a career with 57 (46 rushing, 11 receiving)
- ★ Alabama's career leader for rushing scores with 46, surpassing the previous record of 42 by Mark Ingram and Derrick Henry
- ★ Totaled 3,843 career rushing yards to rank atop the Crimson Tide all-time list
- ★ Amassed 4,624 all-purpose yards for his career, a total that is second all-time at Alabama
- ★ Averaged 6.0 yards per carry for his career to rank third in Crimson Tide history (minimum 400 carries)
- ★ Contributed 342 career points to finish fourth in Alabama annals
- ★ Recorded 13 games of 100-plus rushing yards in his career, including six as a junior and six in his final season (206 at Ole Miss; 152 vs. Georgia; 119 vs. Mississippi State; 145 at LSU; 178 vs. Florida; 125 vs. Notre Dame)
- ★ 2020 Doak Walker Award winner, presented annually to the nation's top running back
- ★ Unanimous first-team All-American (AFCA, Associated Press, FWAA, The Sporting News, Walter Camp) in 2020
- ★ 2020 first-team All-America honors from CBS Sports and ESPN.com
- ★ 2020 second-team All-America selection by Pro Football Focus and USA Today
- ★ Selected as a semifinalist for the 2020 Maxwell Award
- ★ 2020 first-team All-SEC honoree by both the AP and the league coaches
- ★ Named to the SEC Community Service Team
- ★ Finalist for the 2020 Jason Witten Man of the Year
- ★ Led the nation in total TDs (30) and rushing TDs (26) in addition to scoring (180) in 2020
- ★ Finished second for single-season rushing scores by an Alabama running back with 26 as a senior in 2020
- ★ Totaled two or more rushing TDs in nine of 13 contests with at least one score in 11 games
- ★ Led the SEC and finished third in Division I for rushing yards at 1,466
- ★ Added 43 receptions for 425 yards and four TDs to his senior totals
- ★ Totaled 1,891 all-purpose yards in 2020, good for sixth in Crimson Tide records for a single season
- ★ Maxwell Player of the Week honoree following Ole Miss
- ★ Picked up offensive player of the week accolades from the SEC and Walter Camp following the matchup with the Rebels
- ★ 2020 SEC Championship Game MVP
- ★ Earned offensive player of the week recognition from the Alabama coaches for his play at Ole Miss, Auburn, at LSU and Florida in Atlanta

PERSONAL

- ★ A January 2017 early enrollee who was tabbed as the No. 1 overall prospect in the country by Rivals, Scout and PrepStar
- ★ Unanimous five-star recruit by every major recruiting outlet
- ★ Consensus top-rated player in the state of California
- ★ Third-best prospect overall and No. 2 running back according to 247Composite
- ★ Ranked ninth in the Top247
- ★ 11 in ESPN 300 and the second-best running back nationally
- ★ Played in the 2017 Army All-American Bowl
- ★ Invited to participate in Nike's "The Opening" in 2015 and 2016
- ★ Named MVP of the 2016 Rivals 100 Five-Star Challenge
- ★ 2017 first-team Parade All-American
- ★ 2016 Bobby Dodd National High School Running Back of the Year
- ★ 2015 and 2016 first-team All-USA selection by USA Today
- ★ Finished his career with 7,948 career rushing yards, the fourth-most in California high school football history
- ★ Rushed for 2,776 yards and 36 TDs during his senior season
- ★ Ran for 2,744 yards and 36 TDs as a junior in 2015
- ★ Rushed for 2,263 yards and 23 TDs in his sophomore campaign
- ★ 2015 Cal-Hi Sports Mr. Football State Player of the Year
- ★ Named the All-Metro Player of the Year by The San Francisco Chronicle in both 2015 and 2016
- ★ Played for head coach John Lucido at Antioch
- ★ Graduated with a degree in interdisciplinary studies

NAJEE HARRIS' NFL REGULAR SEASON RUSHING/RECEIVING STATISTICS

DATE	TEAM	GP	GS	RUSHING					RECEIVING				
				NO.	YDS.	AVG.	LG	TD	NO.	YDS.	AVG.	LG	TD
2021	Steelers	1	1	16	45	2.8	18	0	1	4	4.0	4	0
NFL TOTALS		1	1	16	45	2.8	18	0	1	4	4.0	4	0

NAJEE HARRIS' NFL REGULAR SEASON RETURN STATISTICS

KICKOFF RETURNS						PUNT RETURNS						
DATE	TEAM	RET.	YDS.	AVG.	LG	TD	NO.	FC	YDS.	AVG.	LG	TD
2021	Steelers	0	0	0.0	0	0	0	0	0	0.0	0	0
NFL TOTALS		0	0	0.0	0	0	0	0	0	0.0	0	0

SINGLE-GAME HIGHS: RUSHING/RECEIVING

Rush Attempts 16 at Buffalo Bills, Sep 12, 2021
 Rushing Yards 45 at Buffalo Bills, Sep 12, 2021
 Longest Runs 18 at Buffalo Bills, Sep 12, 2021
 9 at Buffalo Bills, Sep 12, 2021
 Receptions 1 at Buffalo Bills, Sep 12, 2021

Receiving Yards 4 at Buffalo Bills, Sep 12, 2021
 Longest Receptions 4 at Buffalo Bills, Sep 12, 2021
 All-Purpose Yards 49 at Buffalo Bills, Sep 12, 2021
 Rushing Average 2.8 at Buffalo Bills, Sep 12, 2021

2021 GAME-BY-GAME REGULAR-SEASON STATISTICS (STEELERS)

DATE	OPPONENT	P/S	RUSHING					RECEIVING					W/L	SCORE
			NO.	YDS.	AVG.	LG	TD	NO.	YDS.	AVG.	LG	TD		
09/12	at Bills	S	16	45	2.8	18	0	1	4	4.0	4	0	W	23-16
2021 TOTALS			16	45	2.8	18	0	1	4	4.0	4	0	1-0	



PRESSLEY HARVIN III PUNTER

HEIGHT: 6-0 BIRTHPLACE: Alcolu, SC
 WEIGHT: 255 HOW ACQUIRED: D7b '21
 COLLEGE: Georgia Tech NFL EXPERIENCE: R
 BORN: Sep. 17, 1998 (22)

PRO CAREER

Made NFL debut in Week 1 of 2021 at Buffalo
 Recorded two punts inside the 20 in his first career game

TRANSACTIONS

- ✦ Signed a four-year contract with Pittsburgh on May 15, 2021
- ✦ Drafted by the Steelers in the seventh round (#254 overall) of the 2021 NFL Draft

COLLEGE

- ✦ Owns school records for punts in a game (13), punt yards in a game (587) and punt average in a season (48.0)
- ✦ Played in 44 career games
- ✦ Punted 210 times for 9,396 yards (44.7-yard average)
- ✦ Put together one of the most decorated individual seasons in Georgia Tech football history in 2020
- ✦ Won the 2020 Ray Guy Award as the nation's top punter
- ✦ Second Yellow Jacket to win the Ray Guy Award (joining Durant Brooks, 2007)
- ✦ First African American to win the Ray Guy Award in its 21-year history
- ✦ Unanimous first-team All-American in 2020, becoming only the third Georgia Tech player to ever earn unanimous All-America honors (joining Ken Swilling, 1990; Calvin Johnson, 2006)
- ✦ Led the nation and set Georgia Tech and Atlantic Coast Conference records with a 48.0-yard punting average in 2020
- ✦ 49% of his punts (22 of 45) traveled 50 or more yards, 47% (21 of 45) were fair caught, 40% (18 of 45) were downed inside the opponent's 20-yard line and only 17% (8 of 45) were returned
- ✦ Averaged at least 51 yards per punt three times in nine games (51.2 vs. UCF on Sept. 19, 51.0 at Boston College on Oct. 24 and 51.0 vs. Pitt on Dec. 10)
- ✦ Finished with a 44.7-yard career punting average, which ranks second in Georgia Tech history behind only Brooks (45.3)

PERSONAL

- ✦ Graduated from Georgia Tech in May 2021 with a B.S. in business administration
- ✦ Oldest of two siblings
- ✦ Began playing football at age seven
- ✦ Accomplished musician that plays multiple instruments and participated in region band two times, holding down first chair on both occasions
- ✦ Member of ACC Academic Honor Roll
- ✦ Nation's No. 4-ranked punter according to ESPN and 247Sports
- ✦ Two-time all-state honoree
- ✦ Averaged 42.5 yards per punt with a long of 72 as a senior
- ✦ Led the state in punting average as a junior and senior
- ✦ Helped lead Sumter to four straight district championships (2013-16), back-to-back regional championships (2015-16) and a state runner-up finish (2014)
- ✦ Also earned four letters in track and field and helped lead Sumter to three straight regional championships as a thrower
- ✦ Four-time academic letterwinner
- ✦ Graduated with a 3.8 grade point average

PRESSLEY HARVIN III'S NFL REGULAR SEASON PUNTING STATISTICS


DATE	TEAM	GP	NO.	YDS.	AVG.	OPP. RET.	YDS.	NET YDS.	AVG.	TB	IN20	LG	BK
2021	Steelers	1	5	207	41.4	1	1	206	41.2	0	2	51	0
NFL TOTALS			5	207	41.4	1	1	206	41.2	0	2	51	0

SINGLE-GAME HIGHS: PUNTER

Punts	5 at Buffalo Bills, Sep 12, 2021	Net Punting Avg	41.2 at Buffalo Bills, Sep 12, 2021
Gross Punting Yards	207 at Buffalo Bills, Sep 12, 2021	Longest Punts	51 at Buffalo Bills, Sep 12, 2021
Gross Punting Avg	41.4 at Buffalo Bills, Sep 12, 2021	Inside the 20	2 at Buffalo Bills, Sep 12, 2021
Net Punting Yards	206 at Buffalo Bills, Sep 12, 2021		

2021 GAME-BY-GAME REGULAR-SEASON STATISTICS (STEELERS)

DATE	OPPONENT		NO.	YDS.	AVG.	OPP. RET.	YDS.	NET YDS.	AVG	TB	IN20	LG	BK	W/L	SCORE
09/12	at Bills	P	5	207	41.4	1	1	206	41.2	0	2	51	0	W	23-16
2021 TOTALS			1	5	207	41.4	1	1	206	41.2	0	2	51	0	1-0



DWAYNE HASKINS

QUARTERBACK

HEIGHT: 6-4

WEIGHT: 230

COLLEGE: Ohio State

BORN: May. 3, 1997 (24)

BIRTHPLACE Highland Park, NJ

HOW ACQUIRED: FA '21

NFL EXPERIENCE: 3rd year

PRO CAREER

- ✦ Career regular-season record as a starter: 3-10 (.300); 2-5 (.400) in '19 and 1-5 (.200) in '20
- ✦ Played in 16 games (13 starts) over his three-year NFL career
- ✦ Completed 267-of-444 passes (60.1 percent) for 2,804 yards and 12 TDs in his career

2020 (WASHINGTON FOOTBALL TEAM)

- ✦ Played in seven games (six starts)
- ✦ Finished the season 148-for-241 for 1,439 yards and five TDs along with seven interceptions
- ✦ Made his first career Week 1 start in a comeback win vs. Philadelphia
- ✦ Completed 17-of-31 passes for 178 yards with a TD and passer rating of 82.5
- ✦ Set then career-highs in completions (32), attempts (45) and yards (314) while recording his first career rushing touchdown and a 90.4 passer rating vs. Baltimore in Week 4
- ✦ Completed 38-of-55 passes for 295 yards and a TD, setting career-highs in completions and attempts vs. Seattle in Week 15

2019 (WASHINGTON FOOTBALL TEAM)

- ✦ Played in nine games (seven starts)
- ✦ Finished the season 119-for-203 for 1,365 yards and seven TDs along with seven interceptions
- ✦ Made NFL debut in Week 4 at New York Giants, throwing for 107 yards and adding 23 on the ground
- ✦ Made his first career start in Week 9 at Buffalo, passing for 144 yards on 15 completions and rushing for 14 yards on three carries
- ✦ Passed for 214 yards on 19-of-34 passing, including throwing his first two TD passes in Week 11 vs. New York Jets
- ✦ Registered first victory as a starting quarterback in Week 12 vs. Detroit
- ✦ Threw for a season-high 261 yards on 19-of-28 passes and two TDs vs. Philadelphia in Week 15

TRANSACTIONS

- ✦ Signed to a Reserve/Future contract with Pittsburgh on Jan. 21, 2021
- ✦ Waived by Washington on Dec. 28, 2020
- ✦ Signed a four-year contract with the Football Team on May 9, 2019
- ✦ Drafted by Washington in the first round (15th overall) of the 2019 NFL Draft

COLLEGE

- ✦ Played collegiately at Ohio State (2017-18)
- ✦ Completed 410-of-587 passes (69.9 percent) for 5,408 passing yards with 54 TD passes and only nine interceptions
- ✦ Left Ohio State holding career records in completion percentage (69.9), passing yards per game (245.3), total offense per game (254.1 yards), games of 300 or more passing yards (nine) and 400 or more passing yards (four)
- ✦ Set Ohio State single-season records in pass attempts (533), completion percentage (70.0) and passing yards per game (345.1)
- ✦ Amassed multiple single-game school records, including passing yards (499), pass attempts (73), pass completions (49) and total offense (494 yards)
- ✦ Won the Chicago Tribune Silver Football award as the best player in the Big Ten, along with earning the Big Ten's Graham-George Offensive Player of the Year and Griesee-Brees Quarterback of the Year awards
- ✦ Named 2018 Associated Press Third-Team All-American
- ✦ Named an Academic All-Big Ten Conference award winner in 2018
- ✦ Two-time OSU Scholar-Athlete (2016-2017)
- ✦ 2018 Heisman Trophy finalist after he completed 370-of-530 passes (69.81 percent) for 4,843 yards with 50 TDs and only eight interceptions in 14 games
- ✦ Threw for 455 yards, completing 33-of-44 passes with a Big Ten Conference record six TDs and two interceptions in a win vs. Indiana (10/6)
- ✦ Set Ohio State single-game records in completions (49), pass attempts (73) and yards (470) at Purdue (10/20)
- ✦ Completed 20-of-31 passes for 396 yards with six TDs, tying the Big Ten Conference record in TD passes in a win vs. No. 4 Michigan (11/24)
- ✦ Connected on 22-of-34 passes for 263 yards and three TDs in a Rose Bowl victory vs. No. 9 Washington (1/1)
- ✦ Registered several Big Ten Conference records, including single-season passing yards (4,831), single-season pass completions (373), single-season TD passes (50), single-season total offense (4,939 yards), single-season total TDs responsible for (54), career passing efficiency (173.98) and single-game TD passes (six; vs. Indiana (10/6) and Michigan (11/24))

PERSONAL

- ✦ Attended Bullis School in Potomac, Maryland
- ✦ Selected as a part of the first-team consensus All-Maryland team
- ✦ Earned Washington Post all-metro honors and Interstate Athletic Conference (IAC) player of the year honors as a senior
- ✦ Named to the Under Armour All-American game
- ✦ Consensus 4-star prospect (ESPN, Rivals, 247Sports, Scout)

- ✦ Threw for 1,963 yards and 24 TDs as a junior and was named the Maryland Gatorade Player of the Year
- ✦ Completed 170-of-286 passes his senior year, amassing 2,217 yards and 20 TDs
- ✦ Son of Tamara and Dwayne Haskins Sr.
- ✦ Majored in Journalism
- ✦ Born on May 3, 1997

DWAYNE HASKINS' NFL REGULAR SEASON PASSING STATISTICS

DATE	TEAM	GP	GS	ATT.	CMP.	PCT.	YDS	AVG.	TD	INT.	LG	SK	LST	RATE
2019	Washington	9	7	203	119	58.6	1,365	6.7	7	7	75t	29	204	76.1
2020	Washington	7	6	241	148	61.4	1,439	6.0	5	7	50	20	141	73.0
2021	Steelers	0	0	0	0	0.0	0	0.0	0	0	0	0	0	0.0
TOTALS		16	13	444	267	60.1	2,804	6.3	12	14	75T	49	345	74.4

DWAYNE HASKINS' NFL POSTSEASON PASSING STATISTICS

DATE	TEAM	GP	GS	ATT.	CMP.	PCT.	YDS	AVG.	TD	INT.	LG	SK	LST	RATE
2020	Washington	0	0	0	0	0.0	0	0.0	0	0	0	0	0	0.0
TOTALS		0	0	0	0	0.0	0	0.0	0	0	0	0	0	0.0

DWAYNE HASKINS' NFL REGULAR SEASON RUSHING STATISTICS

DATE	TEAM	NO.	YDS.	AVG.	LG	TD
2019	Washington	20	101	5.1	23	0
2020	Washington	20	46	2.3	19	1
2021	Steelers	0	0	0.0	0	0
TOTALS		40	147	3.7	23	1

DWAYNE HASKINS' NFL POSTSEASON RUSHING STATISTICS

DATE	TEAM	NO.	YDS.	AVG.	LG	TD
2020	Washington	0	0	0.0	0	0
TOTALS		0	0	0.0	0	0

DWAYNE HASKINS' NFL REGULAR SEASON PASSING/RUSHING STATISTICS

				PASSING											RUSHING				
DATE	TEAM	GP	GS	ATT.	CMP.	PCT.	YDS	AVG.	TD	INT.	LG	SK	LST	RATE	NO.	YDS.	AVG.	LG	TD
2019	Washington	9	7	203	119	58.6	1,365	6.7	7	7	75t	29	204	76.1	20	101	5.1	23	0
2020	Washington	7	6	241	148	61.4	1,439	6.0	5	7	50	20	141	73.0	20	46	2.3	19	1
2021	Steelers	0	0	0	0	0.0	0	0.0	0	0	0	0	0	0.0	0	0	0.0	0	0
TOTALS		16	13	444	267	60.1	2,804	6.3	12	14	75T	49	345	74.4	40	147	3.7	23	1

DWAYNE HASKINS' NFL POSTSEASON PASSING/RUSHING STATISTICS

DATE	TEAM	GP	GS	PASSING										RUSHING					
				ATT.	CMP.	PCT.	YDS	AVG.	TD	INT.	LG	SK	LST	RATE	NO.	YDS.	AVG.	LG	TD
2020	Washington	0	0	0	0	0.0	0	0.0	0	0	0	0	0	0.0	0	0	0.0	0	0
TOTALS		0	0	0	0	0.0	0	0.0	0	0	0	0	0	0.0	0	0	0.0	0	0

SINGLE-GAME HIGHS: QUARTERBACK

Pass Attempts 55 vs. Seattle Seahawks, Dec 20, 2020
45 vs. Baltimore Ravens, Oct 04, 2020

Pass Completions 38 vs. Seattle Seahawks, Dec 20, 2020
32 vs. Baltimore Ravens, Oct 04, 2020

Yards Passing 314 vs. Baltimore Ravens, Oct 04, 2020
295 vs. Seattle Seahawks, Dec 20, 2020

TD Passes 2 at Cleveland Browns, Sep 27, 2020
2 vs. New York Giants, Dec 22, 2019
...2 more at 2.

Long Passes 75t vs. Philadelphia Eagles, Dec 15, 2019
50 vs. Carolina Panthers, Dec 27, 2020

Completion Percentage 80.0 vs. New York Giants, Dec 22, 2019
71.1 vs. Baltimore Ravens, Oct 04, 2020

Passer Rating 143.2 vs. New York Giants, Dec 22, 2019
121.3 vs. Philadelphia Eagles, Dec 15, 2019

Rush Attempts 7 vs. Philadelphia Eagles, Sep 13, 2020
4 at San Francisco 49ers, Dec 13, 2020
...2 more at 4.

Rushing Yards 28 vs. Seattle Seahawks, Dec 20, 2020
28 vs. Detroit Lions, Nov 24, 2019

Longest Runs 23 vs. Philadelphia Eagles, Dec 15, 2019
19 vs. Philadelphia Eagles, Sep 13, 2020

Rushing TDs 1 vs. Baltimore Ravens, Oct 04, 2020

300-YARD PASSING GAMES (1): REGULAR SEASON

DATE	TEAM	NO.	YDS.	AVG.	LG	TD
10/04/20	RAVENS	32	314	9.8	40	0

2019 GAME-BY-GAME REGULAR-SEASON STATISTICS (WASHINGTON)

DATE	OPPONENT	P/S	PASSING											RUSHING				W/L	SCORE
			ATT	CMP	YDS	PCT	Y/A	Y/C	TD	INT	LG	SK/YD	RATE	ATT	YDS	LG	TD		
09/08	at Eagles																	L	27-32
09/15	Cowboys																	L	21-31
09/23	Bears																	L	15-31
09/29	at Giants	P	17	9	107	52.9	6.3											L	3-24
10/06	Patriots																	L	7-33
10/13	at Dolphins																	W	17-16
10/20	49ers																	L	0-9
10/24	at Vikings	P	5	3	33	60.0	6.6	11.0	0	1	21	2/18	40.0	0	0	0	0	L	9-19
11/03	at Bills	S	22	15	144	68.2	6.5	9.6	0	0	22	4/28	86.2	3	14	9	0	L	9-24
11/17	Jets	S	35	19	214	54.3	6.1	11.3	2	1	45t	6/43	79.9	4	5	4	0	L	17-34
11/24	Lions	S	29	13	156	44.8	5.4	12.0	0	1	26	3/12	47.5	3	28	18	0	W	19-16
12/01	at Panthers	S	25	13	147	52.0	5.9	11.3	0	0	26	5/33	69.9	4	6	5	0	W	29-21
12/08	at Packers	S	27	16	170	59.3	6.3	10.6	1	1	30	4/29	74.6	1	-1	-1	0	L	15-20
12/15	Eagles	S	28	19	261	67.9	9.3	13.7	2	0	75t	1/10	121.3	3	26	23	0	L	27-37
12/22	Giants	S	15	12	133	80.0	8.9	11.1	2	0	34	2/10	143.2	0	0	0	0	L	35-41+
12/29	at Cowboys																	L	16-47
2019 TOTALS			9-7	203	119	1,365	58.6	6.7	11.5	7	7	75t	29/204	76.1	20	101	23	0	3-13

+ - Overtime

2020 GAME-BY-GAME REGULAR-SEASON STATISTICS (WASHINGTON)


DATE	OPPONENT	P/S	PASSING											RUSHING				W/L	SCORE
			ATT	CMP	YDS	PCT	Y/A	Y/C	TD	INT	LG	SK/YD	RATE	ATT	YDS	LG	TD		
09/13	Eagles																	W	27-17
09/20	at Cardinals	S	33	19	223	57.6	6.8	11.7	1	0	30	4/24	88.3	1	8	8	0	L	15-30
09/27	at Browns	S	37	21	224	56.8	6.1	10.7	2	3	33	3/18	58.8	2	2	2	0	L	20-34
10/04	Ravens	S	45	32	314	71.1	7.0	9.8	0	0	40	3/40	90.4	3	3	2	1	L	17-31
10/11	Rams																	L	10-30
10/18	at Giants																	L	19-20
10/25	Cowboys																	W	25-3
11/08	Giants																	L	20-23
11/15	at Lions																	L	27-30
11/22	Bengals																	W	20-9
11/26	at Cowboys																	W	41-16
12/07	at Steelers																	W	23-17
12/13	at 49ers	P	12	7	51	58.3	4.3	7.3	0	0	13	1/8	68.4	4	-12	-2	0	W	23-15
12/20	Seahawks	S	55	38	295	69.1	5.4	7.8	1	2	30	4/26	72.9	3	28	12	0	L	15-20
12/27	Panthers	S	28	14	154	50.0	5.5	11.0	0	2	50	2/6	36.9	0	0	0	0	L	13-20
01/03	at Eagles																	W	20-14
2020 TOTALS			6-5	210	131	1,261	62.4	6.0	9.6	4	7	50	17/122	71.5	13	29	12	1	7-9

2021 GAME-BY-GAME REGULAR-SEASON STATISTICS (STEELERS)

DATE	OPPONENT	P/S	PASSING											RUSHING				W/L	SCORE
			ATT	CMP	YDS	PCT	Y/A	Y/C	TD	INT	LG	SK/YD	RATE	ATT	YDS	LG	TD		
09/12	at Bills																	W	23-16
2021 TOTALS			0-0	0	0	0	0.0	0.0	0.0	0	0	0	0/0	0.0	0	0	0	0	1-0

2020 GAME-BY-GAME POSTSEASON STATISTICS (WASHINGTON)

DATE	OPPONENT	P/S	PASSING											RUSHING				W/L	SCORE
			ATT	CMP	YDS	PCT	Y/A	Y/C	TD	INT	LG	SK/YD	RATE	ATT	YDS	LG	TD		
01/09	Buccaneers																	L	23-31
2020 TOTALS			0-0	0	0	0	0.0	0.0	0.0	0	0	0	0/0	0.0	0	0	0	0	0-1



EST. 1933

STEELERS NATION

60

J.C. HASSENAUER

CENTER

HEIGHT: 6-2 BIRTHPLACE: Woodbury, MN

WEIGHT: 295 HOW ACQUIRED: FA '19

COLLEGE: Alabama NFL EXPERIENCE: 2nd year

BORN: Sep. 15, 1995 (25)

PRO CAREER

- ✦ Has played in 16 games (five starts) in four-year career (Falcons 2018; Steelers 2019-21)
- ✦ Made NFL debut in Week 1 of 2020 at N.Y. Giants
- ✦ Made NFL starting debut in Week 12 vs. Baltimore

2020 (STEELERS)

- ✦ Played in 15 regular-season games (four starts)
- ✦ Made NFL debut in Week 1 of 2020 at N.Y. Giants
- ✦ Made NFL starting debut in Week 12 vs. Baltimore

2019 (STEELERS)

- ✦ Spent training camp with Pittsburgh and had a stint on the Steelers practice squad

- ✦ Promoted to the Pittsburgh active roster for Week 17 at Baltimore

2018 (FALCONS)

- ✦ Spent training camp with Atlanta and had a stint on the Falcons practice squad

TRANSACTIONS

- ✦ Signed a one-year contract with Pittsburgh on Mar. 4, 2021
- ✦ Promoted to the Steelers active roster from the practice squad on Dec. 24, 2019
- ✦ Signed to the Pittsburgh practice squad on Nov. 21, 2019
- ✦ Waived by the Steelers on Aug. 31, 2019
- ✦ Signed a one-year contract with Pittsburgh on Apr. 5, 2019
- ✦ Signed to the Atlanta practice squad on Sept. 2, 2018
- ✦ Waived by the Falcons on Sept. 1, 2018
- ✦ Signed as an undrafted free agent by Atlanta after the 2018 NFL Draft

COLLEGE

- ✦ A top reserve on Alabama's offensive line for four seasons (2013-17)
- ✦ Played in 24 career games (three starts) for the Crimson Tide, including vs. Georgia in the 2017 CFP National Championship Game
- ✦ Served as Alabama's backup center in 2016 and appeared in nine games

PERSONAL

- ✦ Attended East Ridge High School (Woodbury, Minn.)
- ✦ Rated as one of the top center prospects coming out of high school by 247Sports, ESPN and Rivals.com
- ✦ Consensus No. 2 player in the state of Minnesota as a senior
- ✦ Full name: J.C. Hassenauer

J.C. HASSENAUER'S NFL REGULAR SEASON STATISTICS

DATE	TEAM	GP	GS
2018	Falcons	0	0
2019	Steelers	0	0
2020	Steelers	15	4
2021	Steelers	1	0
NFL TOTALS		16	4

J.C. HASSENAUER'S NFL POSTSEASON STATISTICS

DATE	TEAM	GP	GS
2020	Steelers	1	0
NFL TOTALS		1	0

2018 GAME-BY-GAME REGULAR-SEASON STATISTICS (FALCONS)

DATE	OPPONENT	P/S		W/L	SCORE
09/06	at Eagles		PRACTICE SQUAD	L	12-18
09/16	Panthers		PRACTICE SQUAD	W	31-24
09/23	Saints		PRACTICE SQUAD	L	37-43+
09/30	Bengals		PRACTICE SQUAD	L	36-37
10/07	at Steelers		PRACTICE SQUAD	L	17-41
10/14	Buccaneers		PRACTICE SQUAD	W	34-29
10/22	Giants		PRACTICE SQUAD	W	23-20
2018 TOTALS		0-0		3-4	

+ - Overtime

2019 GAME-BY-GAME REGULAR-SEASON STATISTICS (STEELERS)

DATE	OPPONENT	P/S		W/L	SCORE
09/08	at Patriots		DID NOT PLAY	L	3-33
12/29	at Ravens		DID NOT PLAY (NON-INJURY)	L	10-28
2019 TOTALS		0-0		0-2	

2020 GAME-BY-GAME REGULAR-SEASON STATISTICS (STEELERS)


DATE	OPPONENT	P/S		W/L	SCORE
09/14	at Giants	P	DID NOT PLAY (NON-INJURY)	W	26-16
09/20	Broncos			W	26-21
09/27	Texans	P		W	28-21
10/11	Eagles	P		W	38-29
10/18	Browns	P		W	38-7
10/25	at Titans	P		W	27-24
11/01	at Ravens	P		W	28-24
11/08	at Cowboys	P		W	24-19
11/15	Bengals	P		W	36-10
11/22	at Jaguars	P		W	27-3
12/02	Ravens	S		W	19-14
12/07	Washington	S		L	17-23
12/13	at Bills	P		L	15-26
12/21	at Bengals	S		L	17-27
12/27	Colts	P		W	28-24
01/03	at Browns	S		L	22-24
2020 TOTALS		15-4		12-4	

2021 GAME-BY-GAME REGULAR-SEASON STATISTICS (STEELERS)

DATE	OPPONENT	P/S		W/L	SCORE
09/12	at Bills	P		W	23-16
2021 TOTALS		1-0		1-0	

2020 GAME-BY-GAME POSTSEASON STATISTICS (STEELERS)

DATE	OPPONENT	P/S		W/L	SCORE
01/10	Browns	P		L	37-48
2020 TOTALS		1-0		0-1	



CAMERON HEYWARD

DEFENSIVE TACKLE

HEIGHT: 6-5

BIRTHPLACE Pittsburgh, PA


WEIGHT: 295

HOW ACQUIRED: D1 '11

COLLEGE: Ohio State

NFL EXPERIENCE: 11th year

BORN: May. 6, 1989 (32)



PRO CAREER

- Seven-time team captain (2015, 2016, 2017, 2018, 2019, 2020, 2021)
- Four-time Pro Bowler (2017, 2018, 2019, 2020)
- Two-time Associated Press First Team All-Pro (2017, 2019)
- Two-time Steelers Walter Payton Man of the Year (2015, 2018)
- Two-time recipient of the Pro Football Writers' "The Chief Award" (2014 and 2019), which was established in honor of the Steelers' founder, Arthur J. Rooney, Sr., and is presented annually to the Steeler that best exemplifies the spirit of cooperation with the media
- Joined Joe Greene (four times) as the only interior defensive linemen (DT-NT) in franchise history to be voted Associated Press first-team All-Pro more than once
- Only defensive linemen in franchise history with 8.0 or more sacks in at least three seasons (2017, 2018, 2019)
- Played in 150 games (115 starts) over his 11-year NFL career
- Registered 455 tackles, 133 quarterback hits, 86 tackles for loss, 59.0 sacks, 35 passes defended, seven forced fumbles, six fumble recoveries and one interception
- Has the second-most sacks (59.0) in team history among defensive linemen and tied for sixth-most among all Steelers since the stat became official in 1982
- Has registered 10 multi-sack games in his NFL regular-season career, which ranks sixth in franchise history
- His 59.0 career sacks are the third-most among active defensive tackles in the League

2020 (STEELERS)

- Named a defensive captain for the seventh consecutive time
- Moved into a tie with Keith Willis for the sixth-most sacks in Steelers history

2020 (STEELERS)

- Named a defensive captain for the seventh consecutive time
- Started all 15 games he played in during the regular season and one playoff game
- Recorded 54 tackles, 4.0 sacks, 19 quarterback hits, seven tackles for a loss and three passes defended
- Registered the first interception of his career in Week 1 at New York Giants (game 135 and start 100)
- His interception halted a Giants' drive that opened at its own 9-yard line and marched 87 yards on 19 plays, taking New York down to the Steelers' 4-yard line

2019 (STEELERS)

- Named a defensive captain for the fifth time (fifth consecutive)
- Started all 16 games
- Recorded 83 tackles, 9.0 sacks, 22 quarterback hits, 11 tackles for a loss and six passes defended
- Ranked second on the team in quarterback hits, third in sacks and third in TFLs
- Led all NFL defensive linemen in tackles
- His 83 tackles were the most by a Steelers defensive lineman since Donald Evans had 84 in 1993

- ✦ Registered seven or more tackles in three different games
- ✦ His 22 quarterback hits were the second-most among all defensive tackles in the NFL
- ✦ Recorded three or more quarterback hits in three separate games
- ✦ Joined Aaron Donald as the only defensive tackles in the League with at least three QB hits in three or more games
- ✦ His 9.0 sacks were the second-most among all defensive tackles in the NFL
- ✦ His 11 TFLs were the fourth-most among all defensive tackles in the NFL

2018 (STEELERS)

- ✦ Named a defensive team captain for the fourth straight season
- ✦ Started all 16 regular season games for the third time in his career
- ✦ Finished the season with 51 tackles (29 solo), 8.0 sacks (second on the team), 18 quarterback hits (second on the team), three pass breakups, one forced fumble and one fumble recovery
- ✦ Surpassed Aaron Smith for the second-most sacks by a Steelers defensive lineman and seventh-most sacks by a Steeler since sacks became an official statistic in 1982

2017 (STEELERS)

- ✦ Named a defensive team captain for the third straight season
- ✦ Started all 15 of the regular-season games he played in
- ✦ Finished the season with a career-high 12.0 sacks, 45 tackles (30 solo), 22 quarterback hits, 16 tackles for loss, two forced fumbles and one fumble recovery
- ✦ Recorded four multi-sack performances, tying for most in the league
- ✦ His 12.0 sacks tied for third-most among AFC defensive linemen and tied for sixth among all NFL defensive linemen in sacks
- ✦ Named AFC Defensive Player of the Week for his Week 4 performance at Baltimore (10/1)
- ✦ Registered the third multi-sack game in his regular-season career and credited with a forced fumble and fumble recovery
- ✦ Named AFC Defensive Player of the Week for his Week 12 performance vs. Green Bay (11/26)
- ✦ Registered the fifth game of his regular-season career with multiple sacks
- ✦ Added six tackles (three solo), two tackles for losses and three quarterback hits
- ✦ Surpassed Clark Haggans (32.0) for the 10th-most sacks by a Steeler since sacks became an official statistic in 1982
- ✦ Established a single-game high for sacks in the first half of a game with 2.0 at Houston in Week 16
- ✦ First Steelers defensive lineman to record at least 2.0 sacks in the first half of a game since Nov. 9, 2009 (Brett Keisel at Denver)
- ✦ Surpassed Lawrence Timmons and Kevin Greene (35.5) for the eighth-most sacks by a Steeler since sacks became an official statistic in 1982

2016 (STEELERS)

- ✦ Named a defensive team captain for the second straight season
- ✦ Started seven games during the regular season
- ✦ Inactive for two games due to a left hamstring injury (10/16 at Miami and 10/23 vs. New England)
- ✦ Placed on the team's Reserve/Injured List due to a pectoral injury on November 19, and missed the remainder of the regular season and postseason
- ✦ Recorded a single-game career-high 3.0 sacks
- ✦ Fourth defensive end in franchise history to record at least 3.0 sacks in a single game and the first since Ray Seals in 1994 (11/6 at Houston) since sacks became an official statistic in 1982

2015 (STEELERS)

- ✦ Named a defensive team captain for the first time in his career
- ✦ Started all 16 regular-season games for the second consecutive season
- ✦ Led the team with 7.0 sacks during the regular season
- ✦ Has recorded at least 5.0 sacks in three straight seasons, becoming the second defensive end (Keith Willis) to record 5.0 sacks in three or more consecutive seasons since sacks became an official statistic in 1982
- ✦ Started both postseason contests
- ✦ Recorded a strip sack in the second quarter of the Wild Card victory Cincinnati, the first sack and forced fumble of his career in the postseason

2014 (STEELERS)

- ✦ Started all 16 games during the regular season for the first time in his career
- ✦ Set a then career-high with 7.5 sacks on the season
- ✦ First defensive lineman to lead or tie for the team lead in sacks since Aaron Smith (2004)
- ✦ Recorded 1.5 sacks, the first multi-sack game of his career and the first Steelers' defensive end to record a multi-sack game since Brett Keisel (12/23/12 vs. Cincinnati)
- ✦ Started the lone postseason contest

2013 (STEELERS)

- ✦ Played in all 16 games, making a then career-best 13 starts
- ✦ Started his first career game 9/22 vs. Chicago
- ✦ Recorded 5.0 sacks on the season, his first season with at least five quarterback takedowns
- ✦ Recorded a career-high 12 tackles, and one sack, in Week 14 vs. Miami

2012 (STEELERS)

- ✦ Saw action on the defensive line and on special teams in all 16 contests

2011 (STEELERS)

- ✦ Saw action in all 16 regular-season games and the lone postseason contest in his rookie season
- ✦ Totaled one sack, two pass breakups and one forced fumble in the regular season
- ✦ Registered his first career sack and forced fumble in the fourth quarter in Week 5 vs. Tennessee

TRANSACTIONS

- ✦ Signed four-year contract extension with Pittsburgh on Sept. 6, 2020
- ✦ Signed six-year contract with the Steelers on July 16, 2015
- ✦ Pittsburgh exercised fifth-year option on April 22, 2014
- ✦ Signed four-year contract with the Steelers on July 29, 2011
- ✦ Drafted by Pittsburgh in the first round (31st overall) of the 2011 NFL Draft

COLLEGE

- Started 46-of-52 games at Ohio State (2007-10)
- Recorded 163 tackles, 37.5 tackles for loss, 15.0 sacks and six quarterback pressures
- Recovered two fumbles, including one in the end zone for a touchdown
- Had one interception, and he returned it 80 yards, which, at the time, ranked as the seventh longest return by a Buckeye in school history and the longest interception return by a defensive lineman
- Forced two fumbles
- Earned first-team All-Big Ten Conference honors and the Bill Willis Award, given by the OSU coaches to the team's Outstanding Defensive Player in 2010
- Earned second-team All-Big Ten Conference honors and was the recipient of the Jack Stephenson Award, given by the coaching staff to the team's outstanding defensive lineman in 2009
- Garnered Freshman All-American honors from Rivals.com, Scout.com and The Sporting News in 2007
- Graduated with a degree in human development

PERSONAL

- Attended Peachtree Ridge High School (Suwanee, Ga.)
- Named 2006 Georgia Class 5A Defensive Player of the Year, helping Peachtree Ridge capture the state championship as a senior
- Totaled 88 tackles and 11.0 sacks during his senior campaign
- Son of former NFL and University of Pittsburgh running back Craig "Ironhead" Heyward and Charlotte Heyward Blackwell
- Cameron's stepfather, Cory Blackwell, played football at Wisconsin
- Married to Allie
- Couple has one son, Callen Grey, and two daughters, Chloe and Caia
- Started his foundation, "The Heyward House" in May 2015
- Full name: Cameron Phillips Heyward

REGULAR SEASON COMPARISON: DEFENSIVE - LAS VEGAS RAIDERS

DATE	OPP	W/L	GP/GS	TOT	TACKLES		ASST	SACK	YDS.	INT	TFL	PD	QBH	TD	MISC	
					SOLO										FF	FR
10/27/13	PIT @ OAK	L	S	6	3		3	0.0	0.0	0	0	1	0	0	0	0
11/8/15	PIT vs. OAK	W	S	8	6		2	0.0	0.0	0	1	0	0	0	0	0
12/9/18	PIT @ OAK	L	S	6	4		2	0.0	0.0	0	0	0	0	0	0	0
TOTALS		1/2	3/3	20	13		7	0.0	0.0	0	1	1	0	0	0	0

CAMERON HEYWARD'S NFL REGULAR SEASON DEFENSIVE STATISTICS

DATE	TEAM	GP	GS	TK	S	A	TACKLES			YDS	QBH	INTERCEPTIONS			O. FUMB			ST			MISC	
							TFL	YDS	SK			NO	YDS	LG	TD	PD	FF	FR	YDS	TK	S	A
2011	Steelers	16	0	11	10	1	0	0	1.0	8.0	3	0	0	0	0	1	1	0	0	0	0	0
2012	Steelers	16	0	20	13	7	2	0	1.5	5.0	3	0	0	0	0	0	0	0	0	0	0	
2013	Steelers	16	13	59	35	24	7	51	5.0	41.0	10	0	0	0	0	7	0	1	8	0	0	
2014	Steelers	16	16	53	33	20	11	54	7.5	47.0	16	0	0	0	0	4	0	0	0	0	0	
2015	Steelers	16	16	54	39	15	15	69	7.0	35.0	13	0	0	0	0	2	1	0	0	0	0	
2016	Steelers	7	7	21	17	4	4	18	3.0	16.0	5	0	0	0	0	4	0	1	1	0	0	
2017	Steelers	15	15	45	30	15	16	78	12.0	71.0	22	0	0	0	0	3	2	1	0	0	0	
2018	Steelers	16	16	51	29	22	10	55	8.0	60.0	18	0	0	0	0	3	1	1	0	0	0	
2019	Steelers	16	16	83	51	32	11	53	9.0	61.0	23	0	0	0	0	6	1	1	0	0	0	
2020	Steelers	15	15	54	30	24	7	20	4.0	28.5	19	1	0	0	0	3	0	0	0	0	0	
2021	Steelers	1	1	4	2	2	1	6	1.0	6.0	1	0	0	0	0	2	1	1	0	0	0	
NFL TOTALS		150	115	455	289	166	84	404	59.0	378.5	133	1	0	0	0	35	7	6	9	0	0	

CAMERON HEYWARD'S NFL POSTSEASON DEFENSIVE STATISTICS

DATE	TEAM	GP	GS	TACKLES										INTERCEPTIONS				O. FUMB			ST			MISC	
				TK	S	A	TFL	YDS	SK	YDS	QBH	NO	YDS	LG	TD	PD	FF	FR	YDS	TK	S	A	FF	FR	S
2011	Steelers	1	0	4	3	1	0	0	0.0	0.0	0	0	0	0	0	0	0	0	0	0	0	0	0	0	
2014	Steelers	1	1	2	2	0	0	0	0.0	0.0	2	0	0	0	0	0	0	0	0	0	0	0	0	0	
2015	Steelers	2	2	1	1	0	0	0	1.0	11.0	4	0	0	0	0	1	0	0	0	0	0	0	0	0	
2017	Steelers	1	1	1	1	0	1	2	0.0	0.0	0	0	0	0	0	0	0	0	0	0	0	0	0	0	
2020	Steelers	1	1	1	1	0	0	0	0.0	0.0	0	0	0	0	1	0	0	0	0	0	0	0	0	0	
NFL TOTALS		6	5	9	8	1	1	2	1.0	11.0	6	0	0	0	0	1	1	0	0	0	0	0	0	0	

SINGLE-GAME HIGHS: DEFENSIVE

Total Tackles	10 vs. Miami Dolphins, Dec 08, 2013 9 vs. Buffalo Bills, Dec 15, 2019 3.0 vs. Kansas City Chiefs, Oct 02, 2016	Fumble Recoveries	1 at Buffalo Bills, Sep 12, 2021 1 vs. Cleveland Browns, Dec 01, 2019 ...4 more at 1.
Sacks	2.5 vs. Cincinnati Bengals, Sep 30, 2019	Tackles For Loss	3 vs. Kansas City Chiefs, Oct 02, 2016 2 vs. Cincinnati Bengals, Dec 30, 2018 ...15 more at 2.
Passes Defensed	2 at Buffalo Bills, Sep 12, 2021 2 vs. Los Angeles Rams, Nov 10, 2019 ...3 more at 2.	Interceptions	1 at New York Giants, Sep 14, 2020
Forced Fumbles	1 at Buffalo Bills, Sep 12, 2021 1 vs. Cincinnati Bengals, Sep 30, 2019 ...5 more at 1.	Longest Opponent's Fumble Return	8 at Cleveland Browns, Nov 24, 2013 1 vs. Cincinnati Bengals, Sep 18, 2016

2014 GAME-BY-GAME REGULAR-SEASON STATISTICS (STEELERS)

DATE	OPPONENT	P/S	TACKLES								INTERCEPTIONS				O. FUMB			ST				MISC		W/L	SCORE	
			TK	S	A	SK	YDS	TFL	YDS	QBH	NO	YDS	LG	TD	PD	FF	FR	YDS	TK	S	A	FF	FR			S
09/07	Browns	S	4	3	1	1.0	6.0	2	8	1	0	0	0	0	0	0	0	0	0	0	0	0	0	0	W	30-27
09/11	at Ravens	S	7	2	5	0.0	0.0	0	0	0	0	0	0	0	0	0	0	0	0	0	0	0	0	0	L	6-26
09/21	at Panthers	S	1	1	0	0.0	0.0	0	0	2	0	0	0	0	0	0	0	0	0	0	0	0	0	0	W	37-19
09/28	Buccaneers	S	2	2	0	1.0	15.0	2	19	1	0	0	0	0	0	0	0	0	0	0	0	0	0	0	L	24-27
10/05	at Jaguars	S	1	0	1	0.0	0.0	0	0	0	0	0	0	0	0	0	0	0	0	0	0	0	0	0	W	17-9
10/12	at Browns	S	4	2	2	1.0	7.0	1	7	1	0	0	0	0	0	0	0	0	0	0	0	0	0	0	L	10-31
10/20	Texans	S	3	3	0	0.0	0.0	0	0	0	0	0	0	0	0	0	0	0	0	0	0	0	0	0	W	30-23
10/26	Colts	S	0	0	0	0.0	0.0	0	0	0	0	0	0	0	1	0	0	0	0	0	0	0	0	0	W	51-34
11/02	Ravens	S	2	2	0	0.0	0.0	1	2	1	0	0	0	0	0	0	0	0	0	0	0	0	0	0	W	43-23
11/09	at Jets	S	6	4	2	1.0	0.0	1	0	2	0	0	0	0	0	0	0	0	0	0	0	0	0	0	L	13-20
11/17	at Titans	S	2	1	1	0.0	0.0	0	0	1	0	0	0	0	0	0	0	0	0	0	0	0	0	0	W	27-24
11/30	Saints	S	4	3	1	0.0	0.0	1	4	1	0	0	0	0	1	0	0	0	0	0	0	0	0	0	L	32-35
12/07	at Bengals	S	4	1	3	1.0	2.0	1	0	1	0	0	0	0	0	0	0	0	0	0	0	0	0	0	W	42-21
12/14	at Falcons	S	2	1	1	0.0	0.0	0	0	1	0	0	0	0	1	0	0	0	0	0	0	0	0	0	W	27-20
12/21	Chiefs	S	4	2	2	1.5	10.0	1	7	3	0	0	0	0	0	0	0	0	0	0	0	0	0	0	W	20-12
12/28	Bengals	S	7	6	1	1.0	7.0	1	7	1	0	0	0	0	1	0	0	0	0	0	0	0	0	0	W	27-17
2014 TOTALS			16-16	53	33	20	7.5	47.0	11	54	16	0	0	0	0	4	0	0	0	0	0	0	0	0	11-5	

2015 GAME-BY-GAME REGULAR-SEASON STATISTICS (STEELERS)

DATE	OPPONENT	P/S	TACKLES								INTERCEPTIONS				O. FUMB			ST				MISC		W/L	SCORE
			TK	S	A	SK	YDS	TFL	YDS	QBH	NO	YDS	LG	TD	PD	FF	FR	YDS	TK	S	A	FF	FR		
09/10	at Patriots	S	4	1	3	0.0	0.0	0	0	0	0	0	0	0	0	0	0	0	0	0	0	0	0	L	21-28
09/20	49ers	S	5	5	0	1.0	7.0	2	11	1	0	0	0	0	0	0	0	0	0	0	0	0	0	W	43-18
09/27	at Rams	S	1	0	1	0.0	0.0	0	0	0	0	0	0	0	0	0	0	0	0	0	0	0	0	W	12-6
10/01	Ravens	S	7	7	0	1.0	0.0	2	15	1	0	0	0	0	1	0	0	0	0	0	0	0	0	L	20-23+
10/12	at Chargers	S	1	1	0	0.0	0.0	0	0	2	0	0	0	0	0	0	0	0	0	0	0	0	0	W	24-20
10/18	Cardinals	S	2	2	0	0.0	0.0	2	5	2	0	0	0	0	0	0	0	0	0	0	0	0	0	W	25-13
10/25	at Chiefs	S	4	3	1	1.0	5.0	1	5	1	0	0	0	0	0	0	0	0	0	0	0	0	0	L	13-23
11/01	Bengals	S	3	1	2	0.0	0.0	1	1	0	0	0	0	0	1	0	0	0	0	0	0	0	0	L	10-16
11/08	Raiders	S	8	6	2	0.0	0.0	1	0	0	0	0	0	0	0	0	0	0	0	0	0	0	0	W	38-35
11/15	Browns	S	3	2	1	1.0	3.0	2	8	1	0	0	0	0	0	0	0	0	0	0	0	0	0	W	30-9
11/29	at Seahawks	S	3	1	2	1.0	8.0	1	8	2	0	0	0	0	0	0	0	0	0	0	0	0	0	L	30-39
12/06	Colts	S	2	1	1	0.0	0.0	0	0	0	0	0	0	0	0	0	0	0	0	0	0	0	0	W	45-10
12/13	at Bengals	S	2	2	0	1.0	4.0	1	4	1	0	0	0	0	1	0	0	0	0	0	0	0	0	W	33-20
12/20	Broncos	S	2	1	1	1.0	8.0	1	8	2	0	0	0	0	0	0	0	0	0	0	0	0	0	W	34-27
12/27	at Ravens	S	6	5	1	0.0	0.0	1	4	0	0	0	0	0	0	0	0	0	0	0	0	0	0	L	17-20
01/03	at Browns	S	1	1	0	0.0	0.0	0	0	0	0	0	0	0	0	0	0	0	0	0	0	0	0	W	28-12
2015 TOTALS			16-16	54	39	15	7.0	35.0	15	69	13	0	0	0	2	1	0	0	0	0	0	0	0	10-6	

+ - Overtime

2016 GAME-BY-GAME REGULAR-SEASON STATISTICS (STEELERS)

DATE	OPPONENT	P/S	TACKLES								INTERCEPTIONS				O. FUMB			ST				MISC		W/L	SCORE		
			TK	S	A	SK	YDS	TFL	YDS	QBH	NO	YDS	LG	TD	PD	FF	FR	YDS	TK	S	A	FF	FR			S	A
09/12	at Washington	S	2	1	1	0.0	0.0	0	0	0	0	0	0	0	0	0	0	0	0	0	0	0	0	0	W	38-16	
09/18	Bengals	S	2	2	0	0.0	0.0	0	0	0	0	0	2	0	1	1	0	0	0	0	0	0	0	0	W	24-16	
09/25	at Eagles	S	5	4	1	0.0	0.0	0	0	0	0	0	0	0	0	0	0	0	0	0	0	0	0	0	L	3-34	
10/02	Chiefs	S	7	7	0	3.0	16.0	3	16	3	0	0	0	2	0	0	0	0	0	0	0	0	0	0	W	43-14	
10/09	Jets	S	1	1	0	0.0	0.0	0	0	1	0	0	0	0	0	0	0	0	0	0	0	0	0	0	W	31-13	
10/16	at Dolphins		ON INACTIVE LIST												0			0				0		0	0	L	15-30
10/23	Patriots		INACTIVE												0			0				0		0	0	L	16-27
11/06	at Ravens	S	2	1	1	0.0	0.0	1	2	1	0	0	0	0	0	0	0	0	0	0	0	0	0	0	L	14-21	
11/13	Cowboys	S	2	1	1	0.0	0.0	0	0	0	0	0	0	0	0	0	0	0	0	0	0	0	0	0	L	30-35	
2016 TOTALS		7-7	21	17	4	3.0	16.0	4	18	5	0	0	0	4	0	1	1	0	0	0	0	0	0	0	4-5		

2017 GAME-BY-GAME REGULAR-SEASON STATISTICS (STEELERS)

DATE	OPPONENT	P/S	TACKLES								INTERCEPTIONS				O. FUMB		ST				MISC		W/L	SCORE					
			TK	S	A	SK	YDS	TFL	YDS	QBH	NO	YDS	LG	TD	PD	FF	FR	YDS	TK	S	A	FF			FR	S	A		
09/10	at Browns	S	3	1	2	1.0	4.0	1	4	1	0	0	0	0	0	0	0	0	0	0	0	0	0	0	W	21-18			
09/17	Vikings	S	6	2	4	0.0	0.0	1	0	2	0	0	0	0	0	0	0	0	0	0	0	0	0	0	W	26-9			
09/24	at Bears	S	3	3	0	0.0	0.0	0	0	0	0	0	0	0	0	0	0	0	0	0	0	0	0	0	L	17-23+			
10/01	at Ravens	S	4	3	1	2.0	14.0	2	14	2	0	0	0	0	0	1	1	0	0	0	0	0	0	0	W	26-9			
10/08	Jaguars	S	2	1	1	0.0	0.0	0	0	1	0	0	0	0	0	0	0	0	0	0	0	0	0	0	L	9-30			
10/15	at Chiefs	S	2	2	0	0.0	0.0	0	0	1	0	0	0	0	0	0	0	0	0	0	0	0	0	0	W	19-13			
10/22	Bengals	S	4	4	0	1.0	1.0	2	1	1	0	0	0	0	0	0	0	0	0	0	0	0	0	0	W	29-14			
10/29	at Lions	S	3	3	0	1.0	11.0	2	12	2	0	0	0	0	0	0	0	0	0	0	0	0	0	0	W	20-15			
11/12	at Colts	S	2	1	1	0.0	0.0	0	0	2	0	0	0	0	0	0	0	0	0	0	0	0	0	0	W	20-17			
11/16	Titans	S	3	2	1	2.0	23.0	2	23	3	0	0	0	0	0	0	0	0	0	0	0	0	0	0	W	40-17			
11/26	Packers	S	6	3	3	2.0	7.0	2	7	3	0	0	0	0	0	0	0	0	0	0	0	0	0	0	W	31-28			
12/04	at Bengals	S	1	1	0	0.0	0.0	1	1	0	0	0	0	1	0	0	0	0	0	0	0	0	0	0	W	23-20			
12/10	Ravens	S	1	0	1	0.0	0.0	0	0	0	0	0	0	1	0	0	0	0	0	0	0	0	0	0	W	39-38			
12/17	Patriots	S	1	1	0	1.0	8.0	1	8	2	0	0	0	0	1	0	0	0	0	0	0	0	0	0	L	24-27			
12/25	at Texans	S	4	3	1	2.0	3.0	2	8	2	0	0	0	0	0	1	0	0	0	0	0	0	0	0	W	34-6			
12/31	Browns										INACTIVE																	W	28-24
2017 TOTALS			15-15	45	30	15	12.0	71.0	16	78	22	0	0	0	0	3	2	1	0	0	0	0	0	0	0	13-3			

2018 GAME-BY-GAME REGULAR-SEASON STATISTICS (STEELERS)

DATE	OPPONENT	P/S	TACKLES							INTERCEPTIONS					O. FUMB			ST					MISC		SCORE	
			TK	S	A	SK	YDS	TFL	YDS	QBH	NO	YDS	LG	TD	PD	FF	FR	YDS	TK	S	A	FF	FR	S		A
09/09	at Browns	S	7	5	2	1.0	11.0	1	11	1	0	0	0	0	0	0	0	0	0	0	0	0	0	0	T	21-21
09/16	Chiefs	S	3	3	0	0.0	0.0	0	0	2	0	0	0	0	0	1	0	0	0	0	0	0	0	0	L	37-42
09/24	at Buccaneers	S	1	1	0	0.0	0.0	1	0	1	0	0	0	0	0	0	0	0	0	0	0	0	0	0	W	30-27
09/30	Ravens	S	5	2	3	0.0	0.0	0	0	0	0	0	0	0	0	0	0	0	0	0	0	0	0	0	L	14-26
10/07	Falcons	S	3	2	1	1.5	8.5	1	6	2	0	0	0	0	0	0	0	0	0	0	0	0	0	0	W	41-17
10/14	at Bengals	S	0	0	0	0.0	0.0	0	0	0	0	0	0	0	0	0	0	0	0	0	0	0	0	0	W	28-21
10/28	Browns	S	1	0	1	0.0	0.0	0	0	0	0	0	0	0	0	0	0	0	0	0	0	0	0	0	W	33-18
11/04	at Ravens	S	1	0	1	0.0	0.0	0	0	2	0	0	0	0	0	0	0	0	0	0	0	0	0	0	W	23-16
11/08	Panthers	S	3	2	1	2.0	15.0	2	15	2	0	0	0	0	0	0	0	0	0	0	0	0	0	0	W	52-21
11/18	at Jaguars	S	5	4	1	1.0	7.0	2	8	1	0	0	0	0	0	0	1	0	0	0	0	0	0	0	W	20-16
11/25	at Broncos	S	3	2	1	0.5	3.5	0	0	1	0	0	0	0	0	1	0	0	0	0	0	0	0	0	L	17-24
12/02	Chargers	S	4	1	3	0.0	0.0	1	0	2	0	0	0	0	0	0	0	0	0	0	0	0	0	0	L	30-33
12/09	at Raiders	S	6	4	2	0.0	0.0	0	0	0	0	0	0	0	0	0	0	0	0	0	0	0	0	0	L	21-24
12/16	Patriots	S	4	1	3	0.0	0.0	0	0	2	0	0	0	0	0	0	0	0	0	0	0	0	0	0	W	17-10
12/23	at Saints	S	3	0	3	0.0	0.0	0	0	0	0	0	0	0	1	0	0	0	0	0	0	0	0	0	L	28-31
12/30	Bengals	S	2	2	0	2.0	15.0	2	15	2	0	0	0	0	0	0	0	0	0	0	0	0	0	0	W	16-13
2018 TOTALS			16-16	51	29	22	8.0	60.0	10	55	18	0	0	0	0	3	1	1	0	0	0	0	0	0	9-6-1	

2019 GAME-BY-GAME REGULAR-SEASON STATISTICS (STEELERS)

DATE	OPPONENT	P/S	TACKLES							INTERCEPTIONS					O. FUMB			ST					MISC		W/L	SCORE
			TK	S	A	SK	YDS	TFL	YDS	QBH	NO	YDS	LG	TD	PD	FF	FR	YDS	TK	S	A	FF	FR	S		
09/08	at Patriots	S	7	3	4	0.0	0.0	0	0	0	0	0	0	0	0	0	0	0	0	0	0	0	0	0	L	3-33
09/15	Seahawks	S	3	3	0	0.0	0.0	1	0	0	0	0	0	1	0	0	0	0	0	0	0	0	0	0	L	26-28
09/22	at 49ers	S	5	4	1	0.0	0.0	1	1	0	0	0	0	0	0	0	0	0	0	0	0	0	0	0	L	20-24
09/30	Bengals	S	6	4	2	2.5	23.0	1	11	3	0	0	0	0	1	0	0	0	0	0	0	0	0	0	W	27-3
10/06	Ravens	S	4	4	0	1.0	3.0	1	3	2	0	0	0	0	0	0	0	0	0	0	0	0	0	0	L	23-26+
10/13	at Chargers	S	3	2	1	0.0	0.0	0	0	0	0	0	0	0	0	0	0	0	0	0	0	0	0	0	W	24-17
10/28	Dolphins	S	6	3	3	1.0	4.0	1	4	2	0	0	0	1	0	0	0	0	0	0	0	0	0	0	W	27-14
11/03	Colts	S	6	4	2	0.0	0.0	0	0	1	0	0	0	0	0	0	0	0	0	0	0	0	0	0	W	26-24
11/10	Rams	S	3	2	1	1.0	10.0	1	10	3	0	0	0	0	2	0	0	0	0	0	0	0	0	0	W	17-12
11/14	at Browns	S	6	5	1	0.0	0.0	1	1	1	0	0	0	0	0	0	0	0	0	0	0	0	0	0	L	7-21
11/24	at Bengals	S	6	2	4	1.0	8.0	1	8	5	0	0	0	0	0	0	0	0	0	0	0	0	0	0	W	16-10
12/01	Browns	S	6	3	3	0.5	1.0	1	3	1	0	0	0	0	0	1	0	0	0	0	0	0	0	0	W	20-13
12/08	at Cardinals	S	3	2	1	1.0	5.0	1	5	1	0	0	0	0	0	0	0	0	0	0	0	0	0	0	W	23-17
12/15	Bills	S	9	5	4	0.0	0.0	0	0	1	0	0	0	0	1	0	0	0	0	0	0	0	0	0	L	10-17
12/22	at Jets	S	6	2	4	0.0	0.0	0	0	1	0	0	0	0	0	0	0	0	0	0	0	0	0	0	L	10-16
12/29	at Ravens	S	4	3	1	1.0	7.0	1	7	2	0	0	0	0	1	0	0	0	0	0	0	0	0	0	L	10-28
2019 TOTALS			16-16	83	51	32	9.0	61.0	11	53	23	0	0	0	0	6	1	1	0	0	0	0	0	0	8-8	

+ Overtime

2020 GAME-BY-GAME REGULAR-SEASON STATISTICS (STEELERS)

DATE	OPPONENT	P/S	TACKLES							INTERCEPTIONS				O. FUMB			ST				MISC		W/L	SCORE		
			TK	S	A	SK	YDS	TFL	YDS	QBH	NO	YDS	LG	TD	PD	FF	FR	YDS	TK	S	A	FF			FR	S
09/14	at Giants	S	1	1	0	0.0	0.0	0	0	0	1	0	0	0	1	0	0	0	0	0	0	0	0	0	W	26-16
09/20	Broncos	S	3	1	2	0.5	4.0	1	2	4	0	0	0	0	0	0	0	0	0	0	0	0	0	0	W	26-21
09/27	Texans	S	2	2	0	0.0	0.0	0	0	1	0	0	0	0	0	0	0	0	0	0	0	0	0	0	W	28-21
10/11	Eagles	S	2	2	0	1.0	5.0	1	5	1	0	0	0	0	0	0	0	0	0	0	0	0	0	0	W	38-29
10/18	Browns	S	8	6	2	0.0	0.0	1	0	1	0	0	0	0	0	0	0	0	0	0	0	0	0	0	W	38-7
10/25	at Titans	S	2	0	2	0.0	0.0	0	0	1	0	0	0	0	0	0	0	0	0	0	0	0	0	0	W	27-24
11/01	at Ravens	S	5	4	1	0.0	0.0	0	0	0	0	0	0	0	0	0	0	0	0	0	0	0	0	0	W	28-24
11/08	at Cowboys	S	4	3	1	0.5	8.5	1	2	3	0	0	0	0	0	0	0	0	0	0	0	0	0	0	W	24-19
11/15	Bengals	S	2	0	2	0.0	0.0	0	0	2	0	0	0	0	0	0	0	0	0	0	0	0	0	0	W	36-10
11/22	at Jaguars	S	5	1	4	0.0	0.0	0	0	1	0	0	0	0	0	0	0	0	0	0	0	0	0	0	W	27-3
12/02	Ravens	S	2	1	1	1.0	8.0	1	8	1	0	0	0	0	0	0	0	0	0	0	0	0	0	0	W	19-14
12/07	Washington	S	3	1	2	0.0	0.0	0	0	2	0	0	0	0	1	0	0	0	0	0	0	0	0	0	L	17-23
12/13	at Bills	S	3	2	1	0.0	0.0	0	0	0	0	0	0	0	1	0	0	0	0	0	0	0	0	0	L	15-26
12/21	at Bengals	S	7	4	3	0.0	0.0	1	0	0	0	0	0	0	0	0	0	0	0	0	0	0	0	0	L	17-27
12/27	Colts	S	5	2	3	1.0	3.0	1	3	2	0	0	0	0	0	0	0	0	0	0	0	0	0	0	W	28-24
01/03	at Browns		ON INACTIVE LIST																						L	22-24
2020 TOTALS			15-15	54	30	24	4.0	28.5	7	20	19	1	0	0	0	3	0	0	0	0	0	0	0	0	12-4	

2021 GAME-BY-GAME REGULAR-SEASON STATISTICS (STEELERS)

			TACKLES								INTERCEPTIONS					O. FUMB			ST				MISC					
DATE	OPPONENT	P/S	TK	S	A	SK	YDS	TFL	YDS	QBH	NO	YDS	LG	TD	PD	FF	FR	YDS	TK	S	A	FF	FR	S	A	W/L	SCORE	
09/12	at Bills	S	4	2	2	1.0	6.0	1	6	1	0	0	0	0	2	1	1	0	0	0	0	0	0	0	0	0	W	23-16
2021 TOTALS			1-1	4	2	2	1.0	6.0	1	6	1	0	0	0	0	2	1	1	0	0	0	0	0	0	0	0	1-0	

2015 GAME-BY-GAME POSTSEASON STATISTICS (STEELERS)


DATE	OPPONENT	P/S	TACKLES							INTERCEPTIONS					O. FUMB			ST					MISC		SCORE		
			TK	S	A	SK	YDS	TFL	YDS	QBH	NO	YDS	LG	TD	PD	FF	FR	YDS	TK	S	A	FF	FR	S		A	W/L
01/09	at Bengals	S	1	1	0	1.0	11.0	0	0	4	0	0	0	0	0	1	0	0	0	0	0	0	0	0	0	W	18-16
01/17	at Broncos	S	0	0	0	0.0	0.0	0	0	0	0	0	0	0	0	0	0	0	0	0	0	0	0	0	0	L	16-23
2015 TOTALS		2-2	1	1	0	1.0	11.0	0	0	4	0	0	0	0	0	1	0	0	0	0	0	0	0	0	0	1-1	

2017 GAME-BY-GAME POSTSEASON STATISTICS (STEELERS)

DATE	OPPONENT	P/S	TACKLES							INTERCEPTIONS					O. FUMB			ST				MISC		SCORE		
			TK	S	A	SK	YDS	TFL	YDS	QBH	NO	YDS	LG	TD	PD	FF	FR	YDS	TK	S	A	FF	FR		S	A
01/14	Jaguars	S	1	1	0	0.0	0.0	1	2	0	0	0	0	0	0	0	0	0	0	0	0	0	0	0	L	42-45
2017 TOTALS			1-1	1	1	0	0.0	0.0	1	2	0	0	0	0	0	0	0	0	0	0	0	0	0	0	0-1	

2020 GAME-BY-GAME POSTSEASON STATISTICS (STEELERS)

DATE	OPPONENT	P/S	TACKLES							INTERCEPTIONS					O. FUMB			ST					MISC		SCORE	
			TK	S	A	SK	YDS	TFL	YDS	QBH	NO	YDS	LG	TD	PD	FF	FR	YDS	TK	S	A	FF	FR	S		A
01/10	Browns	S	1	1	0	0.0	0.0	0	0	0	0	0	0	1	0	0	0	0	0	0	0	0	0	0	L	37-48
2020 TOTALS		1-1	1	1	0	0.0	0.0	0	0	0	0	0	0	1	0	0	0	0	0	0	0	0	0	0	0-1	



56

ALEX HIGHSMITH

LINEBACKER

HEIGHT: 6-4

WEIGHT: 242

COLLEGE: Charlotte

BORN: Aug. 7, 1997 (24)

BIRTHPLACE: Wilmington, NC

HOW ACQUIRED: D3 '20

NFL EXPERIENCE: 2nd year

PRO CAREER

- † Played in 17 games (six starts) in his NFL career (Steelers 2020-21)
- † Registered 46 tackles, 29 solo stops, five tackles for loss, 2.0 sacks, six quarterback hits, one interception and one pass defended
- † Recorded six tackles, four solo, on special teams
- † Made NFL debut in Week 1 of 2020 at N.Y. Giants

2020 (STEELERS)

- † Registered 42 tackles, 26 solo stops, five tackles for loss, 2.0 sacks, six quarterback hits, one interception and one pass defended
- † Recorded six tackles, four solo, on special teams
- † Entered the starting lineup in Week 13 vs. Washington
- † Intercepted his first career pass in Week 8 at Baltimore

TRANSACTIONS

- † Signed a four-year contract with Pittsburgh on July 21, 2020
- † Drafted by the Steelers in the third round (102nd overall) of the 2020 NFL Draft

COLLEGE

- † Four-year letterwinner at Charlotte (2015-19)
- † Owns school records for sacks in a game (4.5), season (14.0) and career (20.0) and tackles for loss in a game (5.0) and season (21.5)
- † Ranks second in school history with 46.0 tackles for loss and fifth with 185 career tackles
- † 2020 NFL Combine participant
- † Named to the 2020 NFL All-Combine Team as an edge rusher
- † 2020 East-West Shrine Bowl
- † 2019 Third Team All-America by both AP and Pro Football Focus
- † First 49er to earn all-America honors
- † 2020 East-West Shrine Bowl
- † 2018 and 2019 First Team All-Conference USA (coaches)
- † First 49er to be named first-team All-C-USA twice
- † 2019 First Team All-C-USA by PFF and Phil Steele
- † Ranked fourth in the nation in sacks (14.0) and fifth in tackles for loss (21.5) in 2019
- † Named to PFF's 2019 All-Draft Stock Team for those players whose draft stock rose the most this season
- † Starting DE in 49ers' first-ever bowl game (2019 Bahamas Bowl)
- † 2019 Team Captain
- † 2019 Chuck Bednarik Award (Defensive Player of the Year) Watch List
- † 2019 Burtsworth Trophy Semifinalist
- † 2018 first-team all-C-USA by PFF and second team by Phil Steele
- † Joined the 49ers for the 2015 season as a walk-on
- † Earned scholarship during the summer of 2017
- † Graduated with a degree in exercise science

PERSONAL

- † Attended Eugene Ashley High School (Wilmington, North Carolina)
- † Parents are Sam and Pam Highsmith
- † Has a sister, Lauryn
- † A/B Honor Roll throughout high school
- † National Honor Society
- † Also played basketball and baseball

ALEX HIGHSMITH'S NFL REGULAR SEASON DEFENSIVE STATISTICS

DATE	TEAM	GP	GS	TK	S	TACKLES					INTERCEPTIONS					O. FUMB			ST			MISC				
						A	TFL	YDS	SK	YDS	QBH	NO	YDS	LG	TD	PD	FF	FR	YDS	TK	S	A	FF	FR	S	A
2020	Steelers	16	5	42	26	16	5	22	2.0	16.0	6	1	2	2	0	1	0	0	0	6	4	2	0	0	0	0
2021	Steelers	1	1	4	3	1	0	0	0.0	0.0	0	0	0	0	0	0	0	0	0	0	0	0	0	0	0	
NFL TOTALS		17	6	46	29	17	5	22	2.0	16.0	6	1	2	2	0	1	0	0	0	6	4	2	0	0	0	0

ALEX HIGHSMITH'S NFL POSTSEASON DEFENSIVE STATISTICS

		TACKLES											INTERCEPTIONS				O. FUMB			ST				MISC		
DATE	TEAM	GP	GS	TK	S	A	TFL	YDS	SK	YDS	QBH	NO	YDS	LG	TD	PD	FF	FR	YDS	TK	S	A	FF	FR	S	A
2020	Steelers	1	1	2	1	1	0	0	0.0	0.0	0	0	0	0	0	0	0	0	0	0	0	0	0	0	0	0
NFL TOTALS		1	1	2	1	1	0	0	0.0	0.0	0	0	0	0	0	0	0	0	0	0	0	0	0	0	0	0

SINGLE-GAME HIGHS: DEFENSIVE

Total Tackles	9 at Cleveland Browns, Jan 03, 2021	Interceptions	1 at Baltimore Ravens, Nov 01, 2020
	7 vs. Indianapolis Colts, Dec 27, 2020	Interception Return Yards	2 at Baltimore Ravens, Nov 01, 2020
Sacks	1.0 at Cleveland Browns, Jan 03, 2021	Special Teams Tackles	3 vs. Cleveland Browns, Oct 18, 2020
	1.0 at Dallas Cowboys, Nov 08, 2020		1 vs. Indianapolis Colts, Dec 27, 2020
Passes Defensed	1 at Baltimore Ravens, Nov 01, 2020		...2 more at 1.
Tackles For Loss	1 at Cleveland Browns, Jan 03, 2021		
	1 at Buffalo Bills, Dec 13, 2020		
	...3 more at 1.		

SINGLE-GAME HIGHS - POSTSEASON: DEFENSIVE

Total Tackles	2 vs. Cleveland Browns, Jan 10, 2021
---------------	--------------------------------------

2020 GAME-BY-GAME REGULAR-SEASON STATISTICS (STEELERS)


DATE	OPPONENT	P/S	TACKLES								INTERCEPTIONS				O. FUMB			ST			MISC		W/L	SCORE		
			TK	S	A	SK	YDS	TFL	YDS	QBH	NO	YDS	LG	TD	PD	FF	FR	YDS	TK	S	A	FF			FR	S
09/14	at Giants	P	1	1	0	0.0	0.0	0	0	0	0	0	0	0	0	0	0	0	0	0	0	0	0	0	W	26-16
09/20	Broncos	P	0	0	0	0.0	0.0	0	0	0	0	0	0	0	0	0	0	0	0	0	0	0	0	0	W	26-21
09/27	Texans	P	1	1	0	0.0	0.0	1	1	0	0	0	0	0	0	0	0	0	0	0	0	0	0	0	W	28-21
10/11	Eagles	P	1	1	0	0.0	0.0	0	0	0	0	0	0	0	0	0	0	0	0	0	0	0	0	0	W	38-29
10/18	Browns	P	0	0	0	0.0	0.0	0	0	0	0	0	0	0	0	0	0	3	2	1	0	0	0	0	W	38-7
10/25	at Titans	P	4	3	1	0.0	0.0	0	0	0	0	0	0	0	0	0	0	0	0	0	0	0	0	0	W	27-24
11/01	at Ravens	P	2	0	2	0.0	0.0	0	0	0	1	2	2	0	1	0	0	0	0	0	0	0	0	0	W	28-24
11/08	at Cowboys	P	2	2	0	1.0	6.0	1	6	1	0	0	0	0	0	0	0	1	1	0	0	0	0	0	W	24-19
11/15	Bengals	P	1	1	0	0.0	0.0	1	1	0	0	0	0	0	0	0	0	0	0	0	0	0	0	0	W	36-10
11/22	at Jaguars	P	2	2	0	0.0	0.0	0	0	0	0	0	0	0	0	0	0	0	0	0	0	0	0	0	W	27-3
12/02	Ravens	P	1	0	1	0.0	0.0	0	0	0	0	0	0	0	0	0	0	1	0	1	0	0	0	0	W	19-14
12/07	Washington	S	5	2	3	0.0	0.0	0	0	0	0	0	0	0	0	0	0	0	0	0	0	0	0	0	L	17-23
12/13	at Bills	S	1	1	0	0.0	0.0	1	4	1	0	0	0	0	0	0	0	0	0	0	0	0	0	0	L	15-26
12/21	at Bengals	S	5	3	2	0.0	0.0	0	0	1	0	0	0	0	0	0	0	0	0	0	0	0	0	0	L	17-27
12/27	Colts	S	7	3	4	0.0	0.0	0	0	2	0	0	0	0	0	0	0	1	1	0	0	0	0	0	W	28-24
01/03	at Browns	S	9	6	3	1.0	10.0	1	10	1	0	0	0	0	0	0	0	0	0	0	0	0	0	0	L	22-24
2020 TOTALS			16-5	42	26	16	2.0	16.0	5	22	6	1	2	2	0	1	0	0	6	4	2	0	0	0	0	12-4

2021 GAME-BY-GAME REGULAR-SEASON STATISTICS (STEELERS)

DATE	OPPONENT	P/S	TACKLES							INTERCEPTIONS					O. FUMB			ST				MISC		W/L	SCORE	
			TK	S	A	SK	YDS	TFL	YDS	QBH	NO	YDS	LG	TD	PD	FF	FR	YDS	TK	S	A	FF	FR			S
09/12	at Bills	S	4	3	1	0.0	0.0	0	0	0	0	0	0	0	0	0	0	0	0	0	0	0	0	0	W	23-16
2021 TOTALS		1-1	4	3	1	0.0	0.0	0	0	0	0	0	0	0	0	0	0	0	0	0	0	0	0	0	1-0	

2020 GAME-BY-GAME POSTSEASON STATISTICS (STEELERS)

DATE	OPPONENT	P/S	TACKLES							INTERCEPTIONS					O. FUMB			ST				MISC		W/L	SCORE	
			TK	S	A	SK	YDS	TFL	YDS	QBH	NO	YDS	LG	TD	PD	FF	FR	YDS	TK	S	A	FF	FR			S
01/10	Browns	S	2	1	1	0.0	0.0	0	0	0	0	0	0	0	0	0	0	0	0	0	0	0	0	0	L	37-48
2020 TOTALS		1-1	2	1	1	0.0	0.0	0	0	0	0	0	0	0	0	0	0	0	0	0	0	0	0	0	0-1	



EST. 1933

STEELERS NATION

Steelers

MELVIN INGRAM III

LINEBACKER

HEIGHT: 6-2 BIRTHPLACE Rockingham, NC

WEIGHT: 247 HOW ACQUIRED: FA '21

COLLEGE: South Carolina NFL EXPERIENCE: 9th year

BORN: Apr. 26, 1989 (32)

'17 '18 '19

PRO CAREER

Three-time Pro Bowl Selection (2017-19)

Played in 114 career games with 96 starts (Chargers 2012-20, Steelers 2021)
 Has recorded 349 tackles (255 solo), 49.0 sacks, 109 QB hits, 71 tackles for loss, 29 passes defended, 13 forced fumbles, seven fumble recoveries and three interceptions in his career.
 Named AFC Defensive Player of the Month for September in 2017 when he led the conference with 5.5 sacks over three games during the opening month of the season.
 In 2018, became the second player in NFL history to have a sack, an interception and a rushing attempt in a single game (New York Jets LB Mo Lewis, 2000).
 Posted 7.5 sacks in the first five weeks of 2017, good for the most through five games in Chargers' history.
 Owns sole possession of No. 4 on the Chargers' all-time sacks list with 49 for his career.
 Recorded two sacks in the 2018 AFC Wild Card at Baltimore, the first Charger with two-plus sacks in a postseason game since DE Raylee Johnson in Super Bowl XXIX against San Francisco.
 Tied single-season career highs in tackles (76) and sacks (10.5) in 2017, while setting a new personal best with 22.5 tackles for loss.
 In 2017, combined with DE Joey Bosa to total 23 sacks between them and rank as the No. 2 sack duo in the NFL.

2020 (CHARGERS)

Named team captain
 Logged seven starts for the Chargers prior to being placed on Reserve/Injured following Week 11, his second stint on the Reserve/Injured list
 In all, spent Weeks 3 to 5 and Week 12 to 17 on Reserve/Injured
 Finished the season with 10 tackles (five solo), one interception, four quarterback hits, and two passes defended
 His Week 1 INT marked his third in as many seasons, becoming the first defensive lineman to record an INT in each of the last three seasons

2019 (CHARGERS)

Selected to his third Pro Bowl, replacing Los Angeles Chargers DE Joey Bosa after initially being named as an alternate
 Started all 13 games he played in at DE
 Finished the season with 60 tackles (45 solo), four passes defended, one interception, one fumble recovery, 7.0 sacks, 11 tackles for loss and 12 quarterback hits.
 Moved into sole possession of No. 4 on the Chargers all-time sacks list with 49 in his career, passing Hall of Fame LB Junior Seau (47.0), DE Raylee Johnson (46.0) and LB Shawne Merriman (43.5).
 Made the NFL Network's NFL Top 100 list at #48

2018 (CHARGERS)

Selected to his second Pro Bowl
 Started at DE in all 16 contests
 Recorded 53 tackles (35 solo) with seven sacks and 14 tackles for loss
 Broke up five passes, forced a fumble and posted the first regular-season INT of his career, returning it eight yards
 Moved into sole possession of No. 7 on the Chargers all-time sacks list with 42 in his career, passing DE Burt Grossman (38.0) and DE Chris Mims (38.0)
 Started both postseason games at DE...Posted nine tackles (eight solo), two sacks and three tackles for loss...Added a pass defended, a forced fumble and a recovery
 Became the first Charger with two-plus sacks in a postseason game since DE Raylee Johnson did so in Super Bowl XXIX against San Francisco
 Made the NFL Network's NFL Top 100 list at #76

2017 (CHARGERS)

Selected to his first Pro Bowl, replacing Los Angeles Chargers DE Joey Bosa after initially being named as an alternate
 Named AFC Defensive Player of the Month for September
 Led the conference with 5.5 sacks and 16 tackles (13 solo) in three games during the season's opening month
 Started all 16 contests, posting 76 tackles (50 solo), 10.5 sacks, 22.5 tackles for loss, a pass defended, a forced fumble and two recoveries, including one he returned 39 yards for the first TD of his career
 His 10.5 sacks ranked tied for sixth in the AFC and tied for No. 15 in the NFL in 2017
 His 7.5 sacks in the first five weeks were the most through five games in Chargers history
 Registered the most defensive snaps among all Los Angeles pass rushers with 891
 Part of a defensive unit that ranked tied for fifth in the NFL with 43 sacks
 Combined with Bosa (12.5 sacks), was the No. 2 sack duo in the NFL with 23 sacks between the two of them

2016 (CHARGERS)

Started all 16 games for the second-straight year
 Totaled 66 tackles (45 solo), eight sacks and 13 tackles for loss
 Added four passes defended and four forced fumbles

2015 (CHARGERS)

Started all 16 games for the first time in his career, setting career highs with 76 tackles (65 solo) and 10.5 sacks
 Added 19 tackles for loss, five passes defended, four forced fumbles and a recovery
 Posted at least one sack in five-straight games to close out the season

2014 (CHARGERS)

Started all nine games that he played in, missing seven games with a hip injury
 Placed on injured reserve with designation to return with a hip injury on Sept. 20
 Activated on Nov. 15
 Registered 40 tackles (25 solo), four sacks, seven tackles for loss and two forced fumbles
 Posted his first back-to-back games with sacks

2013 (CHARGERS)

Suffered a knee injury early in the offseason and began the season on the Physically Unable to Perform list before returning Dec. 8
 Finished the season with 13 tackles (five solo), a sack, two tackles for loss and a forced fumble in four games played (one start)
 Started both postseason contests, registering six tackles (two solo) and an INT that he returned three yards for his first NFL pick

2012 (CHARGERS)

Appeared in all 16 games with two starts
 Registered 29 tackles (18 solo) and a six-yard sack
 Added five tackles for loss, five passes defended and two forced fumbles
 Recorded 12 special teams tackles
 Forced a fumble on the first defensive series of his NFL debut at Oakland on Sept. 10

TRANSACTIONS

Signed a one-year contract with the Pittsburgh Steelers on July 20, 2021
Signed a four-year contract extension with the Chargers on June 13, 2017
Designated franchise player (non-exclusive) by Los Angeles Chargers on Feb. 28, 2017
Had fifth-year team option exercised on rookie contract by Chargers on April 8, 2015
Signed five-year rookie contract
Originally drafted by the San Diego Chargers in the first round (18th overall) of the 2012 NFL Draft

COLLEGE

Played four seasons (2007, '09-11) at South Carolina while redshirting in 2008 due to foot surgery
Totalled 109 tackles, 21.5 sacks, 30.5 tackles for loss and two INTs
Ranked fourth in school history in career sacks and fifth in career tackles for loss
Named first-team All-America as a senior, the third consensus All-American in school history and the first since 1984
Earned first-team All-Southeastern Conference and was a three-time SEC Player of the Week as a senior
Tied a single-season school record in 2011 with 10 sacks, ranking third in the conference and 13th in the nation
His 15 tackles for loss as a senior were the third-most in a single season in school history and ranked fifth in the SEC
Ranked third in the SEC with a team-high nine sacks as a junior.
Earned a degree in African-American studies

PERSONAL

Attended Richmond County High School in Rockingham, N.C.
Started at point guard for the basketball team for three years
Finished his senior year with 87 tackles and 2.5 sacks
Earned All-Conference and All-Region recognition as a senior
Rated a four-star prospect by Rivals.com
Nicknames are 'SupaMelvin' and 'Supamel'
As an up-and-coming rap musician, goes by 'KingMe!'
Left a math class to go to the gym and broke his high school's hang-clean record while in street clothes with a 380-pound rep
Launched 'Mission Possible' in 2015, a non-profit foundation that provides inner-city and low-income youth with educational opportunities and resources
Filmed a public service announcement to combat domestic violence in 2015 with professional skateboarder Tony Hawk and BMX Champion Alise Post
Has two sons, Prince and Major Ali
Full name is Melvin Ingram III

REGULAR SEASON COMPARISON: DEFENSIVE - LAS VEGAS RAIDERS

DATE	OPP	W/L	GP/GS	TOT	TACKLES		ASST	SACK	YDS.	INT	TFL	PD	QBH	TD	MISC		FR
					SOLO										FF		
9/10/12	SD @ OAK	W	P	1	1		0	0.0	0.0	0	0	0	1	0	1		0
12/22/13	SD vs. OAK	W	S	3	3		0	1.0	0.0	0	0	0	0	0	1		0
11/16/14	SD vs. OAK	W	S	4	2		2	0.0	0.0	0	0	0	0	0	0		0
10/25/15	SD vs. OAK	L	S	4	3		1	0.0	0.0	0	0	0	0	0	0		0
12/24/15	SD @ OAK	L	S	6	6		0	1.0	8.0	0	1	1	1	0	0		0
10/9/16	SD @ OAK	L	S	2	2		0	0.0	0.0	0	0	1	1	0	0		0
10/18/16	SD vs. OAK	L	S	6	5		1	1.0	7.0	0	1	1	2	0	2		0
10/15/17	LAC @ OAK	W	S	3	2		1	0.0	0.0	0	1	0	0	0	0		0
12/31/17	LAC vs. OAK	W	S	3	2		1	0.5	3.0	0	0	0	2	0	0		0
10/7/18	LAC vs. OAK	W	S	7	5		2	1.0	7.0	1	2	1	1	0	0		0
11/11/18	LAC @ OAK	W	S	4	3		1	1.0	15.0	0	0	0	1	0	1		0
11/7/19	LAC @ OAK	L	S	7	7		0	2.0	10.0	0	2	1	2	0	0		0
12/22/19	LAC vs. OAK	L	S	3	2		1	1.5	11.5	0	1	0	3	0	0		0
11/8/20	LAC vs. LV	L	S	5	3		2	0.0	0.0	0	0	0	2	0	0		0
TOTALS		7/7	14/13	58	46		12	9.0	61.5	1	8	5	16	0	5		0

MELVIN INGRAM III'S NFL REGULAR SEASON DEFENSIVE STATISTICS

DATE	TEAM	GP	GS	TK	S	TACKLES					INTERCEPTIONS				O. FUMB				ST				MISC		
						TFL	YDS	SK	YDS	QBH	NO	YDS	LG	TD	PD	FF	FR	YDS	TK	S	A	FF	FR	S	A
2012	Chargers	16	2	29	16	13	4	0	1.0	6.0	3	0	0	0	5	1	0	0	12	11	1	0	0	0	
2013	Chargers	4	1	8	4	4	1	0	1.0	0.0	1	0	0	0	0	1	0	0	0	0	0	0	0	0	
2014	Chargers	9	9	29	21	8	5	20	4.0	31.0	7	0	0	0	1	2	1	0	0	0	0	0	0	0	
2015	Chargers	16	16	65	52	13	14	70	10.5	73.5	20	0	0	0	6	3	1	0	0	0	0	0	0	0	
2016	Chargers	16	16	60	46	14	10	49	8.0	62.0	19	0	0	0	5	4	0	0	0	0	0	0	0	0	
2017	Chargers	16	16	56	43	13	17	84	10.5	87.5	25	0	0	0	1	1	2	39	0	0	0	0	0	0	
2018	Chargers	16	16	43	28	15	8	41	7.0	54.5	16	1	8	8	3	1	2	4	0	0	0	0	0	0	
2019	Chargers	13	13	48	39	9	11	49	7.0	42.5	12	1	9	9	5	0	1	2	0	0	0	0	0	0	
2020	Chargers	7	7	10	5	0	0	0	0.0	0.0	5	1	0	0	0	2	0	0	0	0	0	0	0	0	
2021	Steelers	1	0	1	1	0	1	3	0.0	0.0	1	0	0	0	1	0	0	0	0	0	0	0	0	0	
NFL TOTALS		114	96	349	255	94	71	316	49.0	357.0	109	3	17	9	0	29	13	7	45	12	11	1	0	0	0

MELVIN INGRAM III'S NFL POSTSEASON DEFENSIVE STATISTICS

		TACKLES										INTERCEPTIONS				O. FUMB				ST				MISC		
DATE	TEAM	GP	GS	TK	S	A	TFL	YDS	SK	YDS	QBH	NO	YDS	LG	TD	PD	FF	FR	YDS	TK	S	A	FF	FR	S	A
2013	Chargers	2	2	6	3	3	0	0	0.0	0.0	1	1	3	3	0	1	0	0	0	0	0	0	0	0	0	0
2018	Chargers	2	2	9	8	1	3	18	2.0	17.0	3	0	0	0	0	1	1	1	0	0	0	0	0	0	0	0
NFL TOTALS		4	4	15	11	4	3	18	2.0	17.0	4	1	3	3	0	2	1	1	0	0	0	0	0	0	0	0

Total Tackles	9 at Atlanta Falcons, Oct 23, 2016	Tackles For Loss	3 vs. Kansas City Chiefs, Sep 24, 2017
	7 at Oakland Raiders, Nov 07, 2019		3 vs. New England Patriots, Dec 07, 2014
	...3 more at 7.		
Sacks	3.0 vs. Kansas City Chiefs, Sep 24, 2017	Interceptions	1 at Cincinnati Bengals, Sep 13, 2020
	2.5 vs. Miami Dolphins, Dec 20, 2015		1 vs. Minnesota Vikings, Dec 15, 2019
	...1 more at 1.		
Passes Defensed	2 vs. Kansas City Chiefs, Nov 18, 2019	Interception Return Yards	9 vs. Minnesota Vikings, Dec 15, 2019
	2 vs. Tennessee Titans, Oct 21, 2018		8 vs. Oakland Raiders, Oct 07, 2018
	...1 more at 2.		
Forced Fumbles	2 vs. Oakland Raiders, Dec 18, 2016	Special Teams Tackles	4 vs. Oakland Raiders, Dec 30, 2012
	1 at Oakland Raiders, Nov 11, 2018		3 at Kansas City Chiefs, Sep 30, 2012
	...10 more at 1.		
Fumble Recoveries	2 vs. Baltimore Ravens, Dec 22, 2018		
	1 at Chicago Bears, Oct 27, 2019		
	...4 more at 1.		

Total Tackles	7 at Baltimore Ravens, Jan 06, 2019	Fumble Recoveries	1 at Baltimore Ravens, Jan 06, 2019
	3 at Denver Broncos, Jan 12, 2014	Tackles For Loss	2 at Baltimore Ravens, Jan 06, 2019
	3 at Cincinnati Bengals, Jan 05, 2014		1 at New England Patriots, Jan 13, 2019
	2 at New England Patriots, Jan 13, 2019	Interceptions	1 at Cincinnati Bengals, Jan 05, 2014
Sacks	2.0 at Baltimore Ravens, Jan 06, 2019	Interception Return Yards	3 at Cincinnati Bengals, Jan 05, 2014
Passes Defensed	1 at New England Patriots, Jan 13, 2019		
	1 at Cincinnati Bengals, Jan 05, 2014		
Forced Fumbles	1 at Baltimore Ravens, Jan 06, 2019		

[illegible][illegible]

2014 GAME-BY-GAME REGULAR-SEASON STATISTICS (CHARGERS)

DATE	OPPONENT	P/S	TACKLES								INTERCEPTIONS				O. FUMB		ST			MISC		W/L	SCORE			
			TK	S	A	SK	YDS	TFL	YDS	QBH	NO	YDS	LG	TD	PD	FF	FR	YDS	TK	S	A			FF	FR	S
09/08	at Cardinals	S	3	2	1	0.0	0.0	0	0	1	0	0	0	0	0	0	0	0	0	0	0	0	0	0	L	17-18
09/14	Seahawks	S	5	4	1	1.0	9.0	1	3	1	0	0	0	0	0	1	0	0	0	0	0	0	0	0	W	30-21
09/21	at Bills										[LEGACY] RESERVE														W	22-10
09/28	Jaguars										NOT ON ROSTER														W	33-14
10/05	Jets										NOT ON ROSTER														W	31-0
10/12	at Raiders										NOT ON ROSTER														W	31-28
10/19	Chiefs										NOT ON ROSTER														L	20-23
10/23	at Broncos										NOT ON ROSTER														L	21-35
11/16	Raiders	S	4	2	2	0.0	0.0	0	0	0	0	0	0	0	0	0	0	0	0	0	0	0	0	0	W	13-6
11/23	Rams	S	2	2	0	0.0	0.0	0	0	0	0	0	0	0	1	0	1	0	0	0	0	0	0	0	W	27-24
11/30	at Ravens	S	2	0	2	0.0	0.0	0	0	0	0	0	0	0	0	0	0	0	0	0	0	0	0	0	W	34-33
12/07	Patriots	S	6	5	1	1.0	7.0	3	9	2	0	0	0	0	0	0	0	0	0	0	0	0	0	0	L	14-23
12/14	Broncos	S	3	2	1	1.0	7.0	0	0	0	0	0	0	0	0	1	0	0	0	0	0	0	0	0	L	10-22
12/20	at 49ers	S	3	3	0	0.0	0.0	0	0	0	0	0	0	0	0	0	0	0	0	0	0	0	0	0	W	38-35+
12/28	at Chiefs	S	1	1	0	1.0	8.0	1	8	3	0	0	0	0	0	0	0	0	0	0	0	0	0	0	L	7-19
2014 TOTALS			9-9	29	21	8	4.0	31.0	5	20	7	0	0	0	0	1	2	1	0	0	0	0	0	0	9-6	

+ - Overtime

2015 GAME-BY-GAME REGULAR-SEASON STATISTICS (CHARGERS)

DATE	OPPONENT	P/S	TACKLES								INTERCEPTIONS				O. FUMB			ST			MISC		W/L	SCORE		
			TK	S	A	SK	YDS	TFL	YDS	QBH	NO	YDS	LG	TD	PD	FF	FR	YDS	TK	S	A	FF			FR	S
09/13	Lions	S	4	2	2	0.0	0.0	1	2	1	0	0	0	0	1	0	0	0	0	0	0	0	0	0	W	33-28
09/20	at Bengals	S	2	0	2	0.0	0.0	0	0	0	0	0	0	1	0	0	0	0	0	0	0	0	0	0	L	19-24
09/27	at Vikings	S	6	6	0	0.0	0.0	1	1	0	0	0	0	1	0	0	0	0	0	0	0	0	0	0	L	14-31
10/04	Browns	S	5	3	2	1.5	7.0	2	8	1	0	0	0	0	1	1	0	0	0	0	0	0	0	0	W	30-27
10/12	Steelers	S	3	2	1	0.0	0.0	1	5	1	0	0	0	0	0	0	0	0	0	0	0	0	0	0	L	20-24
10/18	at Packers	S	0	0	0	0.0	0.0	0	0	1	0	0	0	0	0	0	0	0	0	0	0	0	0	0	L	20-27
10/25	Raiders	S	4	3	1	0.0	0.0	0	0	0	0	0	0	0	0	0	0	0	0	0	0	0	0	0	L	29-37
11/01	at Ravens	S	6	4	2	1.5	15.0	1	12	2	0	0	0	0	0	0	0	0	0	0	0	0	0	0	L	26-29
11/09	Bears	S	5	5	0	1.0	8.0	1	2	2	0	0	0	0	1	0	0	0	0	0	0	0	0	0	L	19-22
11/22	Chiefs	S	6	6	0	0.0	0.0	1	0	0	0	0	0	0	0	0	0	0	0	0	0	0	0	0	L	3-33
11/29	at Jaguars	S	0	0	0	0.0	0.0	0	0	0	0	0	0	0	0	0	0	0	0	0	0	0	0	0	W	31-25
12/06	Broncos	S	7	6	1	1.0	7.0	2	9	1	0	0	0	0	0	0	0	0	0	0	0	0	0	0	L	3-17
12/13	at Chiefs	S	2	2	0	1.0	5.0	1	5	2	0	0	0	0	0	0	0	0	0	0	0	0	0	0	L	3-10
12/20	Dolphins	S	6	4	2	2.5	23.5	2	18	6	0	0	0	0	1	0	0	0	0	0	0	0	0	0	W	30-14
12/24	at Raiders	S	6	6	0	1.0	8.0	1	8	1	0	0	0	1	0	0	0	0	0	0	0	0	0	0	L	20-23+
01/03	at Broncos	S	3	3	0	1.0	0.0	0	0	2	0	0	0	0	2	0	0	0	0	0	0	0	0	0	L	20-27
2015 TOTALS			16-16	65	52	13	10.5	73.5	14	70	20	0	0	0	0	6	3	1	0	0	0	0	0	0	4-12	

+ - Overtime

2016 GAME-BY-GAME REGULAR-SEASON STATISTICS (CHARGERS)

DATE	OPPONENT	P/S	TACKLES							INTERCEPTIONS					O. FUMB			ST			MISC		W/L	SCORE		
			TK	S	A	SK	YDS	TFL	YDS	QBH	NO	YDS	LG	TD	PD	FF	FR	YDS	TK	S	A	FF			FR	S
09/11	at Chiefs	S	2	2	0	0.0	0.0	0	0	0	0	0	0	0	0	0	0	0	0	0	0	0	0	0	L	27-33+
09/18	Jaguars	S	3	3	0	2.0	10.0	1	6	2	0	0	0	0	0	1	0	0	0	0	0	0	0	0	W	38-14
09/25	at Colts	S	3	2	1	0.0	0.0	0	0	0	0	0	0	1	0	0	0	0	0	0	0	0	0	0	L	22-26
10/02	Saints	S	5	5	0	1.0	10.0	1	10	1	0	0	0	0	0	0	0	0	0	0	0	0	0	0	L	34-35
10/09	at Raiders	S	2	2	0	0.0	0.0	0	0	1	0	0	0	0	1	0	0	0	0	0	0	0	0	0	L	31-34
10/13	Broncos	S	6	5	1	0.0	0.0	1	0	0	0	0	0	0	0	0	0	0	0	0	0	0	0	0	W	21-13
10/23	at Falcons	S	9	6	3	1.0	7.0	1	7	3	0	0	0	0	0	0	0	0	0	0	0	0	0	0	W	33-30+
10/30	at Broncos	S	3	2	1	1.0	9.0	0	0	2	0	0	0	0	0	0	0	0	0	0	0	0	0	0	L	19-27
11/06	Titans	S	1	1	0	0.0	0.0	0	0	0	0	0	0	0	0	0	0	0	0	0	0	0	0	0	W	43-35
11/13	Dolphins	S	4	4	0	1.0	9.0	0	0	3	0	0	0	0	1	1	0	0	0	0	0	0	0	0	L	24-31
11/27	at Texans	S	2	1	1	0.0	0.0	0	0	2	0	0	0	0	0	0	0	0	0	0	0	0	0	0	W	21-13
12/04	Buccaneers	S	3	1	2	0.0	0.0	0	0	2	0	0	0	0	0	0	0	0	0	0	0	0	0	0	L	21-28
12/11	at Panthers	S	5	2	3	0.0	0.0	1	3	0	0	0	0	0	0	0	0	0	0	0	0	0	0	0	L	16-28
12/18	Raiders	S	6	5	1	1.0	7.0	1	7	2	0	0	0	0	1	2	0	0	0	0	0	0	0	0	L	16-19
12/24	at Browns	S	3	3	0	1.0	10.0	2	11	1	0	0	0	0	0	0	0	0	0	0	0	0	0	0	L	17-20
01/01	Chiefs	S	3	2	1	0.0	0.0	2	5	0	0	0	0	0	1	0	0	0	0	0	0	0	0	0	L	27-37
2016 TOTALS			16-16	60	46	14	8.0	62.0	10	49	19	0	0	0	0	5	4	0	0	0	0	0	0	0	5-11	

+ - Overtime

2017 GAME-BY-GAME REGULAR-SEASON STATISTICS (CHARGERS)

DATE	OPPONENT	P/S	TACKLES								INTERCEPTIONS				O. FUMB			ST			MISC		W/L	SCORE		
			TK	S	A	SK	YDS	TFL	YDS	QBH	NO	YDS	LG	TD	PD	FF	FR	YDS	TK	S	A	FF			FR	S
09/11	at Broncos	S	4	3	1	1.5	16.0	1	13	4	0	0	0	0	0	0	0	0	0	0	0	0	0	0	L	21-24
09/17	Dolphins	S	4	4	0	1.0	5.0	1	5	2	0	0	0	0	0	0	0	0	0	0	0	0	0	0	L	17-19
09/24	Chiefs	S	6	6	0	3.0	18.0	3	18	3	0	0	0	0	0	0	0	0	0	0	0	0	0	0	L	10-24
10/01	Eagles	S	4	3	1	0.0	0.0	1	0	1	0	0	0	0	0	0	0	0	0	0	0	0	0	0	L	24-26
10/08	at Giants	S	6	4	2	2.0	25.0	2	15	2	0	0	0	0	0	1	1	0	0	0	0	0	0	0	W	27-22
10/15	at Raiders	S	3	2	1	0.0	0.0	1	7	0	0	0	0	0	0	0	0	0	0	0	0	0	0	0	W	17-16
10/22	Broncos	S	3	3	0	1.0	8.0	2	10	2	0	0	0	0	0	0	0	0	0	0	0	0	0	0	W	21-0
10/29	at Patriots	S	2	2	0	0.0	0.0	0	0	1	0	0	0	0	0	0	0	0	0	0	0	0	0	0	L	13-21
11/12	at Jaguars	S	2	2	0	0.0	0.0	0	0	1	0	0	0	0	0	0	0	0	0	0	0	0	0	0	L	17-20+
11/19	Bills	S	1	1	0	0.0	0.0	1	1	0	0	0	0	0	0	1	39	0	0	0	0	0	0	0	W	54-24
11/23	at Cowboys	S	2	1	1	0.0	0.0	0	1	4	1	0	0	0	0	0	0	0	0	0	0	0	0	0	W	28-6
12/03	Browns	S	4	4	0	0.0	0.0	2	3	1	0	0	0	0	0	0	0	0	0	0	0	0	0	0	W	19-10
12/10	Washington	S	5	2	3	0.5	4.5	1	0	2	0	0	0	0	0	0	0	0	0	0	0	0	0	0	W	30-13
12/16	at Chiefs	S	5	3	2	1.0	8.0	1	8	2	0	0	0	1	0	0	0	0	0	0	0	0	0	0	L	13-30
12/24	at Jets	S	2	1	1	0.0	0.0	0	0	1	0	0	0	0	0	0	0	0	0	0	0	0	0	0	W	14-7
12/31	Raiders	S	3	2	1	0.5	8.0	0	0	2	0	0	0	0	0	0	0	0	0	0	0	0	0	0	W	30-10
2017 TOTALS			16-16	56	43	13	10.5	87.5	17	84	25	0	0	0	0	1	1	2	39	0	0	0	0	0	0	9-7

2018 GAME-BY-GAME REGULAR-SEASON STATISTICS (CHARGERS)

DATE	OPPONENT	P/S	TACKLES							INTERCEPTIONS				O. FUMB			ST			MISC		W/L	SCORE			
			TK	S	A	SK	YDS	TFL	YDS	QBH	NO	YDS	LG	TD	PD	FF	FR	YDS	TK	S	A			FF	FR	S
09/09	Chiefs	S	1	0	1	0.0	0.0	0	0	3	0	0	0	0	0	0	0	0	0	0	0	0	0	0	L	28-38
09/16	at Bills	S	4	3	1	1.5	13.5	1	8	3	0	0	0	0	0	0	0	0	0	0	0	0	0	0	W	31-20
09/23	at Rams	S	1	1	0	0.0	0.0	1	4	1	0	0	0	0	0	0	0	0	0	0	0	0	0	0	L	23-35
09/30	49ers	S	1	1	0	0.0	0.0	0	0	1	0	0	0	0	0	0	0	0	0	0	0	0	0	0	W	29-27
10/07	Raiders	S	7	5	2	1.0	7.0	2	8	1	1	8	8	0	1	0	0	0	0	0	0	0	0	0	W	26-10
10/14	at Browns	S	1	0	1	0.0	0.0	0	0	1	0	0	0	0	0	0	0	0	0	0	0	0	0	0	W	38-14
10/21	Titans	S	5	5	0	1.0	7.0	1	7	1	0	0	0	0	2	0	0	0	0	0	0	0	0	0	W	20-19
11/04	at Seahawks	S	4	1	3	1.0	4.0	1	4	2	0	0	0	0	0	0	0	0	0	0	0	0	0	0	W	25-17
11/11	at Raiders	S	4	3	1	1.0	15.0	0	0	1	0	0	0	0	0	1	0	0	0	0	0	0	0	0	W	20-6
11/18	Broncos	S	1	1	0	0.0	0.0	0	0	0	0	0	0	0	0	0	0	0	0	0	0	0	0	0	L	22-23
11/25	Cardinals	S	2	1	1	0.0	0.0	0	0	0	0	0	0	0	0	0	0	0	0	0	0	0	0	0	W	45-10
12/02	at Steelers	S	0	0	0	0.0	0.0	0	0	0	0	0	0	0	0	0	0	0	0	0	0	0	0	0	W	33-30
12/09	Bengals	S	5	4	1	0.0	0.0	1	3	0	0	0	0	0	0	0	0	0	0	0	0	0	0	0	W	26-21
12/13	at Chiefs	S	3	1	2	1.5	8.0	1	7	2	0	0	0	0	0	0	0	0	0	0	0	0	0	0	W	29-28
12/22	Ravens	S	3	2	1	0.0	0.0	0	0	0	0	0	0	0	0	0	2	4	0	0	0	0	0	0	L	10-22
12/30	at Broncos	S	1	0	1	0.0	0.0	0	0	0	0	0	0	0	0	0	0	0	0	0	0	0	0	0	W	23-9
2018 TOTALS			16-16	43	28	15	7.0	54.5	8	41	16	1	8	8	0	3	1	2	4	0	0	0	0	0	12-4	

2019 GAME-BY-GAME REGULAR-SEASON STATISTICS (CHARGERS)

DATE	OPPONENT	P/S	TACKLES							INTERCEPTIONS					O. FUMB			ST			MISC		W/L	SCORE			
			TK	S	A	SK	YDS	TFL	YDS	QBH	NO	YDS	LG	TD	PD	FF	FR	YDS	TK	S	A	FF			FR	S	A
09/08	Colts	S	2	2	0	1.0	9.0	1	9	3	0	0	0	0	0	0	0	0	0	0	0	0	0	0	W	30-24+	
09/15	at Lions	S	7	4	3	0.0	0.0	1	2	0	0	0	0	0	0	0	0	0	0	0	0	0	0	0	L	10-13	
09/22	Texans	S	4	4	0	0.0	0.0	1	2	0	0	0	0	0	0	0	0	0	0	0	0	0	0	0	L	20-27	
09/29	at Dolphins	S	1	1	0	0.0	0.0	0	0	0	0	0	0	0	0	0	0	0	0	0	0	0	0	0	W	30-10	
10/06	Broncos										INACTIVE														L	13-20	
10/13	Steelers										INACTIVE														L	17-24	
10/20	at Titans										INACTIVE														L	20-23	
10/27	at Bears	S	3	3	0	0.0	0.0	1	2	0	0	0	0	0	0	0	1	2	0	0	0	0	0	0	W	17-16	
11/03	Packers	S	3	2	1	1.5	10.0	1	7	2	0	0	0	0	0	0	0	0	0	0	0	0	0	0	W	26-11	
11/07	at Raiders	S	7	7	0	2.0	10.0	2	10	2	0	0	0	0	1	0	0	0	0	0	0	0	0	0	L	24-26	
11/18	Chiefs	S	5	4	1	1.0	2.0	2	9	2	0	0	0	0	2	0	0	0	0	0	0	0	0	0	L	17-24	
12/01	at Broncos	S	3	3	0	0.0	0.0	1	0	0	0	0	0	0	0	0	0	0	0	0	0	0	0	0	L	20-23	
12/08	at Jaguars	S	5	3	2	0.0	0.0	0	0	0	0	0	0	0	0	0	0	0	0	0	0	0	0	0	W	45-10	
12/15	Vikings	S	4	3	1	0.0	0.0	0	0	0	1	9	9	0	1	0	0	0	0	0	0	0	0	0	L	10-39	
12/22	Raiders	S	3	2	1	1.5	11.5	1	8	3	0	0	0	0	0	0	0	0	0	0	0	0	0	0	L	17-24	
12/29	at Chiefs	S	1	1	0	0.0	0.0	0	0	0	0	0	0	0	1	0	0	0	0	0	0	0	0	0	L	21-31	
2019 TOTALS			13-13	48	39	9	7.0	42.5	11	49	12	1	9	9	0	5	0	1	2	0	0	0	0	0	5-11		
+ Overtime																											

+ - Overtime

2020 GAME-BY-GAME REGULAR-SEASON STATISTICS (CHARGERS)

			TACKLES								INTERCEPTIONS					O. FUMB			ST			MISC						
DATE	OPPONENT	P/S	TK	S	A	SK	YDS	TFL	YDS	QBH	NO	YDS	LG	TD	PD	FF	FR	YDS	TK	S	A	FF	FR	S	A	W/L	SCORE	
09/13	at Bengals	S	2	2	0	0.0	0.0	0	0	0	1	0	0	0	1	0	0	0	0	0	0	0	0	0	0	W	16-13	
09/20	Chiefs	S	0	0	0	0.0	0.0	0	0	0	0	0	0	0	1	0	0	0	0	0	0	0	0	0	0	L	20-23+	
09/27	Panthers		DID NOT PLAY																								L	16-21
10/04	at Buccaneers		DID NOT PLAY																								L	31-38
10/12	at Saints		DID NOT PLAY																								L	27-30+
10/25	Jaguars	S	0	0	0	0.0	0.0	0	0	2	0	0	0	0	0	0	0	0	0	0	0	0	0	0	0	W	39-29	
11/01	at Broncos	S	1	0	1	0.0	0.0	0	0	1	0	0	0	0	0	0	0	0	0	0	0	0	0	0	0	L	30-31	
11/08	Raiders	S	5	3	2	0.0	0.0	0	0	2	0	0	0	0	0	0	0	0	0	0	0	0	0	0	0	L	26-31	
11/15	at Dolphins	S	0	0	0	0.0	0.0	0	0	0	0	0	0	0	0	0	0	0	0	0	0	0	0	0	0	L	21-29	
11/22	Jets	S	2	0	2	0.0	0.0	0	0	0	0	0	0	0	0	0	0	0	0	0	0	0	0	0	0	W	34-28	
11/29	at Bills		DID NOT PLAY																								L	17-27
12/06	Patriots		DID NOT PLAY																								L	0-45
12/13	Falcons		DID NOT PLAY																								W	20-17
12/17	at Raiders		DID NOT PLAY																								W	30-27+
12/27	Broncos		INJURED RESERVE																								W	19-16
01/03	at Chiefs		INJURED RESERVE																								W	38-21
2020 TOTALS			7-7	10	5	5	0.0	0.0	0	0	5	1	0	0	0	2	0	0	0	0	0	0	0	0	0	7-9		

+ - Overtime

2021 GAME-BY-GAME REGULAR-SEASON STATISTICS (STEELERS)

			TACKLES							INTERCEPTIONS					O. FUMB			ST			MISC						
DATE	OPPONENT	P/S	TK	S	A	SK	YDS	TFL	YDS	QBH	NO	YDS	LG	TD	PD	FF	FR	YDS	TK	S	A	FF	FR	S	A	W/L	SCORE
09/12	at Bills	P	1	1	0	0.0	0.0	1	3	1	0	0	0	0	1	0	0	0	0	0	0	0	0	0	0	W	23-16
2021 TOTALS			1-0	1	1	0	0.0	0.0	1	3	1	0	0	0	1	0	0	0	0	0	0	0	0	0	0	1-0	

2013 GAME-BY-GAME POSTSEASON STATISTICS (CHARGERS)

DATE	OPPONENT	P/S	TACKLES							INTERCEPTIONS					O. FUMB			ST		
------	----------	-----	---------	--	--	--	--	--	--	---------------	--	--	--	--	---------	--	--	----	--	--



PRO CAREER

Made NFL debut in Week 1 of 2021 at Buffalo

TRANSACTIONS

- ✦ Signed a four-year contract with Pittsburgh on May 18, 2021
- ✦ Drafted by the Steelers in the fourth round (140th overall) in the 2021 NFL Draft

COLLEGE

- ✦ Played in 47 games at Texas A&M (2017-20)
- ✦ Registered 210 tackles, 24.5 tackles for loss, 6.5 sacks, five pass breakups, three forced fumbles, two fumble recoveries and one interception
- ✦ 2020 Butkus Award semifinalist
- ✦ Started all 10 games as a senior
- ✦ Served as a veteran leader on the SEC's top defense, finishing the season ranked ninth nationally
- ✦ Led the team in tackles (86), tackles for loss (8.5) and forced fumbles (two), while his 4.0 sacks on the year was good for second among Aggies
- ✦ Led the team in tackles in seven games, reaching double figures in the category on six occasions
- ✦ Forced a fumble with under four minutes remaining in the game that set up Texas A&M's game-winning drive to top No. 4 Florida
- ✦ Led an A&M defense that tallied 6.0 sacks and limited Mississippi State to negative rushing yards with 12 tackles, two breakups and another forced fumble
- ✦ Matched his career high of 12 tackles, including two tackles-for-loss and one sack in the win over Arkansas
- ✦ Picked off his first career interception and returned it 15 yards for his second career defensive TD in the victory over LSU; also added a sack against the Tigers
- ✦ Led the defense with 10 tackles, 2.5 for loss, including a sack, in the Orange Bowl victory over North Carolina
- ✦ Led the defense with 10 tackles and recovered a fumble, returning it 62 yards for a TD to help the Aggies take down Ole Miss in 2019 (was named SEC Defensive Player of the Week for his play against the Rebels)

PERSONAL

- ✦ Played at Dallas Kimball High School
- ✦ Kimball's leading rusher and receiver in 2016 with 472 rushing yards and 446 receiving yards, in addition to 268 passing yards
- ✦ Earned first-team all-district honors at linebacker as a senior in 2016 after earning second-team recognition at quarterback as a junior
- ✦ Rated a three-star recruit by PrepStar
- ✦ Named to the PrepStar All-Midlands Region Team
- ✦ Four-star recruit by Scout
- ✦ Rated the No. 289 recruit nationally
- ✦ Rated the nation's No. 19 outside linebacker
- ✦ Ranked No. 4 OLB in Texas and the Midland Region
- ✦ Four-star prospect by Rivals
- ✦ Rated the No. 28 outside linebacker in the nation
- ✦ No. 46 recruit in the state of Texas
- ✦ Three-star by ESPN
- ✦ Rated the No. 45 athlete in the nation
- ✦ No. 81 in the state of Texas and No. 99 in the Midlands Region
- ✦ Three-star by 247Sports
- ✦ Rated the No. 19 outside linebacker in the nation
- ✦ No. 49 player in the state of Texas

BUDDY JOHNSON'S NFL REGULAR SEASON DEFENSIVE STATISTICS

[illegible]

2021 GAME-BY-GAME REGULAR-SEASON STATISTICS (STEELERS)

[illegible]



DIONTAE JOHNSON

WIDE RECEIVER

HEIGHT: 5-10

BIRTHPLACE: Ruskin, FL

WEIGHT: 183

HOW ACQUIRED: D3a '19

COLLEGE: Toledo

NFL EXPERIENCE: 3rd year

BORN: Jul. 5, 1996 (25)

PRO CAREER

- ✦ Has played in 32 games (26 starts) over his two-year NFL career (all with Steelers)
- ✦ Has caught 152 passes for 1,639 yards and 13 TDs
- ✦ Led the NFL in punt-return average (12.4) in 2019, making him the fifth Steeler in franchise history to lead the League and first since the 1970 AFL-NFL merger
- ✦ Ranked among the rookie leaders in 2019 in receptions (59, 1st), receiving yards (680, 6th) and TD grabs (5, t-7th)
- ✦ Third Steelers rookie in franchise history with 50 or more receptions in a season (Troy Edwards, 61, 1999; JuJu Smith-Schuster, 58, 2017)
- ✦ First rookie in franchise history with a punt return for a TD since Santonio Holmes (vs. Carolina on 12/17/06)
- ✦ Fourth player in franchise history with a punt return for a TD and TD reception in the same game (Antonio Brown-3; Louis Lipps-2; Roy Jefferson), and first to do so since Antonio Brown (vs. Indianapolis 12/6/15)
- ✦ Second rookie in franchise history with a punt return for a TD and TD reception in the same game and first to do so since Louis Lipps (at New Orleans 11/19/84)

2021 (STEELERS)

- ✦ Leads the team in receptions in 2021 with 5 catches for 36 yards and a touchdown in Week 1

2020 (STEELERS)

- ✦ Saw action in 15 regular-season games with 13 starts
- ✦ Finished season with 88 receptions for 923 yards and seven TD catches and three rushes for 15 yards
- ✦ Caught six passes for 116 yards and one TD and registered first career 100-yard receiving game vs. Cincinnati in Week 10
- ✦ Registered a career-high 12 receptions for 111 yards (second most in his career) at Jacksonville in Week 11
- ✦ His 12 receptions were the most by a Steelers player since Jaylen Samuels had 13 vs. Indianapolis on Nov. 3, 2019
- ✦ First Steelers wideout with back-to-back 100-yard receiving games since JuJu Smith-Schuster in Weeks 11 and 12 of 2018
- ✦ Caught six or more passes in five straight games (Week 9-13) for the Steelers
- ✦ Fifth Steelers player in the Super Bowl era to record such a streak, joining WR Hines Ward, WR Santonio Holmes, WR Antonio Brown and RB Le'Veon Bell

2019 (STEELERS)

- ✦ Saw action in all 16 regular-season games with 12 starts
- ✦ Finished his rookie campaign with 59 receptions for 680 yards and five TD catches, four rushes for 41 yards and returned 20 punts on special teams for 248 yards, including an 85-yard TD return
- ✦ His 59 catches ranked second in franchise history among rookies and led all rookies in 2019
- ✦ His 85-yard punt return for a TD was Pittsburgh's first since Dec. 6, 2015 (Antonio Brown vs IND), and the longest punt return for a TD in franchise history
- ✦ Led the NFL in punt-return average (12.4) in 2019

TRANSACTIONS

- ✦ Signed a four-year contract with Pittsburgh on May 8, 2019
- ✦ Drafted by the Steelers in the third round (66th overall) of the 2019 NFL Draft

COLLEGE

- ✦ Totaled 137 receptions for 2,276 yards and 24 TDs in 38 games played at Toledo
- ✦ Ranks fifth in school history in TD receptions
- ✦ Returned 79 kickoffs (1,849 yards) for a 23.4 return average and two TDs and 17 punt returns (243 yards) with two return scores
- ✦ Garnered MAC Special Teams Player of the Year honors in his last year at Toledo
- ✦ First-Team All-MAC selection as a wide receiver and punt returner and Second-Team as a kickoff returner
- ✦ Led offense in receptions (43) and receiving yards (663) with seven TD catches, along with a punt return and kickoff return for a TD
- ✦ In his junior year, tabbed First-Team All-MAC as a wide receiver and punt returner and second-team as a kickoff returner
- ✦ Hauled in 74 catches for a school-record 1,278 yards and 13 TDs, adding 683 kickoff return yards
- ✦ Averaged 148.0 all-purpose yards per game, most in the MAC and seventh in the nation
- ✦ Redshirted due to injury in his sophomore season
- ✦ Saw action as a freshman in 11 games, making 14 receptions for 237 yards and three TDs
- ✦ Graduated with a degree in interdisciplinary studies

PERSONAL

- ✦ Played wide receiver and quarterback at Lennard High School (Ruskin, Fla.)

- ✦ Caught 35 passes for 1,017 yards and nine TDs as a senior at wide receiver, scoring TDs by kickoff returns (three), punt returns (two) and interception-return (one)
- ✦ Threw for 988 yards and seven TDs in his junior campaign
- ✦ Threw for 430 yards and three TDs as a sophomore
- ✦ Son of Leo Johnson and Felicia Boyer
- ✦ Full name: Diontae Lamarcus Johnson

DIONTAE JOHNSON'S NFL REGULAR SEASON RUSHING/RECEIVING STATISTICS

DATE	TEAM	RECEIVING						RUSHING					
		GP	GS	NO.	YDS.	AVG.	LG	TD	NO.	YDS.	AVG.	LG	TD
2019	Steelers	16	12	59	680	11.5	45t	5	4	41	10.3	17	0
2020	Steelers	15	13	88	923	10.5	47	7	3	15	5.0	9	0
2021	Steelers	1	1	5	36	7.2	14	1	0	0	0.0	0	0
NFL TOTALS		32	26	152	1,639	10.8	47	13	7	56	8.0	17	0

DIONTAE JOHNSON'S NFL POSTSEASON RUSHING/RECEIVING STATISTICS

DATE	TEAM	RECEIVING						RUSHING					
		GP	GS	NO.	YDS.	AVG.	LG	TD	NO.	YDS.	AVG.	LG	TD
2020	Steelers	1	1	11	117	10.6	19	0	0	0	0.0	0	0
NFL TOTALS		1	1	11	117	10.6	19	0	0	0	0.0	0	0

DIONTAE JOHNSON'S NFL REGULAR SEASON RETURN STATISTICS

KICKOFF RETURNS						PUNT RETURNS						
DATE	TEAM	RET.	YDS.	AVG.	LG	TD	NO.	FC	YDS.	AVG.	LG	TD
2019	Steelers	0	0	0.0	0	0	20	7	248	12.4	85t	1
2020	Steelers	1	24	24.0	24	0	8	2	58	7.3	18	0
2021	Steelers	0	0	0.0	0	0	0	0	0	0.0	0	0
NFL TOTALS		1	24	24.0	24	0	28	9	306	10.9	85T	1

DIONTAE JOHNSON'S NFL POSTSEASON RETURN STATISTICS

KICKOFF RETURNS							PUNT RETURNS						
DATE	TEAM	RET.	YDS.	AVG.	LG	TD	NO.	FC	YDS.	AVG.	LG	TD	
2020	Steelers	0	0	0.0	0	0	0	0	0	0.0	0	0	
NFL TOTALS		0	0	0.0	0	0	0	0	0	0.0	0	0	

SINGLE-GAME HIGHS: RUSHING/RECEIVING

Rush Attempts	1 vs. Indianapolis Colts, Dec 27, 2020 1 at Dallas Cowboys, Nov 08, 2020 ...5 more at 1.	Longest Kickoff Return	24 vs. Denver Broncos, Sep 20, 2020
Rushing Yards	17 vs. Cleveland Browns, Dec 01, 2019 16 at Arizona Cardinals, Dec 08, 2019 17 vs. Cleveland Browns, Dec 01, 2019 16 at Arizona Cardinals, Dec 08, 2019	Fair Catches	3 vs. Buffalo Bills, Dec 15, 2019 2 at Cincinnati Bengals, Nov 24, 2019 86 at Arizona Cardinals, Dec 08, 2019 40 at New York Jets, Dec 22, 2019
Longest Runs	12 at Jacksonville Jaguars, Nov 22, 2020 9 at Tennessee Titans, Oct 25, 2020	Punt Return Yards	85t at Arizona Cardinals, Dec 08, 2019 18 vs. Denver Broncos, Sep 20, 2020
Receptions	116 vs. Cincinnati Bengals, Nov 15, 2020 111 at Jacksonville Jaguars, Nov 22, 2020	Longest Punt Return	85t at Arizona Cardinals, Dec 08, 2019 4 at Cincinnati Bengals, Nov 24, 2019 3 at New York Giants, Sep 14, 2020 ...2 more at 3.
Receiving Yards	46 vs. Cincinnati Bengals, Nov 15, 2020 47 at Cleveland Browns, Jan 03, 2021	Punt Return TDs	1 at Arizona Cardinals, Dec 08, 2019 1 at Cincinnati Bengals, Dec 21, 2020
Longest Receptions	162 at Arizona Cardinals, Dec 08, 2019 141 vs. Denver Broncos, Sep 20, 2020	Miscellaneous Tackles	1 vs. Cleveland Browns, Dec 01, 2019 2 at Tennessee Titans, Oct 25, 2020 2 at Arizona Cardinals, Dec 08, 2019
Receiving TDs	2 at Tennessee Titans, Oct 25, 2020 1 at Buffalo Bills, Sep 12, 2021 ...10 more at 1.	Most TDs	32.0 at Cleveland Browns, Jan 03, 2021 19.3 vs. Cincinnati Bengals, Nov 15, 2020
All-Purpose Yards	162 at Arizona Cardinals, Dec 08, 2019 141 vs. Denver Broncos, Sep 20, 2020	Receiving Average	13.3 at New York Jets, Dec 22, 2019 7.3 vs. Los Angeles Rams, Nov 10, 2019
Kickoff Returns	1 vs. Denver Broncos, Sep 20, 2020	Punt Return Average	
Kickoff Return Yards	24 vs. Denver Broncos, Sep 20, 2020		

SINGLE-GAME HIGHS - POSTSEASON: RECEIVING

Receptions	11 vs. Cleveland Browns, Jan 10, 2021	Longest Receptions	19 vs. Cleveland Browns, Jan 10, 2021 15 vs. Cleveland Browns, Jan 10, 2021 15 vs. Cleveland Browns, Jan 10, 2021 15 vs. Cleveland Browns, Jan 10, 2021 12 vs. Cleveland Browns, Jan 10, 2021 117 vs. Cleveland Browns, Jan 10, 2021
Receiving Yards	117 vs. Cleveland Browns, Jan 10, 2021	All-Purpose Yards	

100-YARD RECEIVING GAMES (2): REGULAR SEASON

DATE	TEAM	NO.	YDS.	AVG.	LG	TD
11/15/20	BENGALS	6	116	19.3	46	1
11/22/20	at Jaguars	12	111	9.3	23	0

100-YARD RECEIVING GAMES (1): POSTSEASON

DATE	TEAM	NO.	YDS.	AVG.	LG	TD
01/10/21	BROWNS	11	117	10.6	19	0

2019 GAME-BY-GAME REGULAR-SEASON STATISTICS (STEELERS)

DATE	OPPONENT	P/S	RECEIVING					RUSHING					W/L	SCORE
			NO.	YDS.	AVG.	LG	TD	NO.	YDS.	AVG.	LG	TD		
09/08	at Patriots	P	3	25	8.3	9	0	0	0	0.0	0	0	L	3-33
09/15	Seahawks	P	1	17	17.0	17	0	0	0	0.0	0	0	L	26-28
09/22	at 49ers	S	3	52	17.3	39t	1	1	6	6.0	6	0	L	20-24
09/30	Bengals	S	6	77	12.8	43t	1	0	0	0.0	0	0	W	27-3
10/06	Ravens	S	5	27	5.4	13	0	0	0	0.0	0	0	L	23-26+
10/13	at Chargers	S	2	14	7.0	7	0	0	0	0.0	0	0	W	24-17
10/28	Dolphins	S	5	84	16.8	45t	1	0	0	0.0	0	0	W	27-14
11/03	Colts	S	1	3	3.0	3	0	1	2	2.0	2	0	W	26-24
11/10	Rams	S	4	64	16.0	30	0	0	0	0.0	0	0	W	17-12
11/14	at Browns	S	2	17	8.5	13	0	0	0	0.0	0	0	L	7-21
11/24	at Bengals	P	3	29	9.7	14	0	0	0	0.0	0	0	W	16-10
12/01	Browns	S	1	14	14.0	14	0	1	17	17.0	17	0	W	20-13
12/08	at Cardinals	S	6	60	10.0	18	1	1	16	16.0	16	0	W	23-17
12/15	Bills	P	5	62	12.4	29	0	0	0	0.0	0	0	L	10-17
12/22	at Jets	S	8	81	10.1	29t	1	0	0	0.0	0	0	L	10-16
12/29	at Ravens	S	4	54	13.5	21	0	0	0	0.0	0	0	L	10-28
2019 TOTALS		16-12	59	680	11.5	45T	5	4	41	10.3	17	0	8-8	
+ - Overtime														

2020 GAME-BY-GAME REGULAR-SEASON STATISTICS (STEELERS)

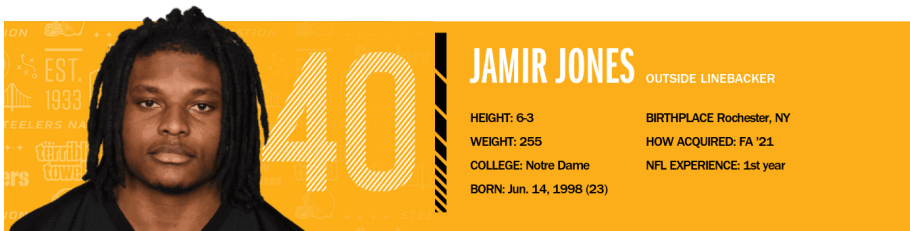
DATE	OPPONENT	P/S	RECEIVING					RUSHING					W/L	SCORE
			NO.	YDS.	AVG.	LG	TD	NO.	YDS.	AVG.	LG	TD		
09/14	at Giants	S	6	57	9.5	18	0	0	0	0.0	0	0	W	26-16
09/20	Broncos	S	8	92	11.5	28t	1	0	0	0.0	0	0	W	26-21
09/27	Texans	S	0	0	0.0	0	0	1	9	9.0	9	0	W	28-21
10/11	Eagles	S	1	-2	-2.0	-2	0	0	0	0.0	0	0	W	38-29
10/18	Browns							ON INACTIVE LIST					W	38-7
10/25	at Titans	S	9	80	8.9	14	2	0	0	0.0	0	0	W	27-24
11/01	at Ravens	S	1	6	6.0	6	0	0	0	0.0	0	0	W	28-24
11/08	at Cowboys	S	6	77	12.8	42	0	1	4	4.0	4	0	W	24-19
11/15	Bengals	S	6	116	19.3	46	1	0	0	0.0	0	0	W	36-10
11/22	at Jaguars	S	12	111	9.3	23	0	0	0	0.0	0	0	W	27-3
12/02	Ravens	S	8	46	5.8	11	0	0	0	0.0	0	0	W	19-14
12/07	Washington	P	8	71	8.9	17	1	0	0	0.0	0	0	L	17-23
12/13	at Bills	S	4	40	10.0	17	0	0	0	0.0	0	0	L	15-26
12/21	at Bengals	S	8	59	7.4	23t	1	0	0	0.0	0	0	L	17-27
12/27	Colts	S	8	74	9.3	39t	1	1	2	2.0	2	0	W	28-24
01/03	at Browns	P	3	96	32.0	47	0	0	0	0.0	0	0	L	22-24
2020 TOTALS		15-13	88	923	10.5	47	7	3	15	5.0	9	0	12-4	

2021 GAME-BY-GAME REGULAR-SEASON STATISTICS (STEELERS)

DATE	OPPONENT	P/S	RECEIVING					RUSHING					W/L	SCORE
			NO.	YDS.	AVG.	LG	TD	NO.	YDS.	AVG.	LG	TD		
09/12	at Bills	S	5	36	7.2	14	1	0	0	0.0	0	0	W	23-16
2021 TOTALS		1-1	5	36	7.2	14	1	0	0	0.0	0	0	1-0	

2020 GAME-BY-GAME POSTSEASON STATISTICS (STEELERS)

DATE	OPPONENT	P/S	RECEIVING					RUSHING					W/L	SCORE
			NO.	YDS.	AVG.	LG	TD	NO.	YDS.	AVG.	LG	TD		
01/10	Browns	S	11	117	10.6	19	0	0	0	0.0	0	0	L	37-48
2020 TOTALS		1-1	11	117	10.6	19	0	0	0	0.0	0	0	0-1	



Made NFL debut in Week 1 of 2021 at Buffalo

- ✦ Signed a one-year contract with Pittsburgh on Apr. 7, 2021
- ✦ Waived by Houston on July 28, 2020
- ✦ Signed with the Texans as an undrafted free agent on Apr. 25, 2020


- ✦ Played four seasons at the University of Notre Dame (2016-19)
- ✦ Played in 55 games
- ✦ Recorded 50 tackles (27 solo), 7.5 tackles for loss, six quarterback hits, 4.5 sacks, two forced fumbles, one fumble recovery and one pass breakup
- ✦ Played in 11 games for the Irish and established single-season career highs in tackles (26), tackles for loss (6.5), sacks (4.5), quarterback hits (four), forced fumbles (two) and fumble recoveries (one) as a senior in 2019
- ✦ Logged a season-high four tackles and one sack vs. Bowling Green (10/5)
- ✦ Recorded a season in four-straight games against Virginia (9/28), Bowling Green (10/5), Southern California (10/12) and Michigan (10/26)

- ✦ Attended The Aquinas Institute in Rochester, N.Y., where he played linebacker, tight end, quarterback and safety
- ✦ As a senior, helped his team to a 13-0 record and 2015 New York State Public High School Athletic Association Class AA State Championship
- ✦ Recorded 98 tackles, 68 solo stops, 23.0 tackles for loss, 6.5 sacks and 18 quarterback hurries, one interception, five passes defended, two forced fumbles and one fumble recovery on defense and caught 43 passes for 822 yards (19.1 avg.) and nine touchdowns as a tight end as a senior
- ✦ Selected to participate in the 2016 Semper Fidelis All-American Bowl and was named to the 2015 New York State Sportswriters Association Class AA First Team and the American Family Insurance ALL-USA New York Football Second Team
- ✦ Steelers teammate with his brother, Jarron Jones, who also played at Notre Dame

[illegible]

		TACKLES								INTERCEPTIONS				O. FUMB			ST				MISC						
DATE	OPPONENT	P/S	TK	S	A	SK	YDS	TFL	YDS	QBH	NO	YDS	LG	TD	PD	FF	FR	YDS	TK	S	A	FF	FR	S	A	W/L	SCORE
09/10	at Chiefs											2													L	20-34	
09/20	Ravens											2													L	16-33	
09/27	at Steelers											2													L	21-28	
10/04	Vikings											2													L	23-31	
10/11	Jaguars											2													W	30-14	
10/18	at Titans											2													L	36-42+	
10/25	Packers											2													L	20-35	
11/08	at Jaguars											2													W	27-25	
11/15	at Browns											2													L	7-10	
11/22	Patriots											2													W	27-20	
11/26	at Lions											2													W	41-25	
12/06	Colts											2													L	20-26	
12/13	at Bears											2													L	7-36	
12/20	at Colts											2													L	20-27	
12/27	Bengals											2													L	31-37	
01/03	Titans											2													L	38-41	
2020 TOTALS			0	0	0	0.0	0.0	0	0	0	0	0	0	0	0	0	0	0	0	0	0	0	0	0	0	4-12	
±: Overtime																											

[illegible]



28

MILES KILLEBREW

(KILLA-brew)

SAFETY

HEIGHT: 6-2	BIRTHPLACE Henderson, NV
WEIGHT: 222	HOW ACQUIRED: D-4 '16
COLLEGE: Southern Utah	NFL EXPERIENCE: 6th year
BORN: May 10, 1993 (28)	

PRO CAREER

- ✦ Has played in 79 games (four starts) over his six-year NFL career (with Lions, 2016-20, Steelers 2021)
- ✦ Has registered 56 tackles, 45 solo stops, six passes defended, two interceptions, one tackle for loss, one quarterback hit, one forced fumble and one interception return for TD
- ✦ Since entering the NFL in 2016, Killebrew has 43 solo special teams' tackles, the fourth-most in the League in that span
- ✦ Ranked tied for second in the NFL with 13 solo special teams' tackles in 2019, while his 15 total special teams' tackles ranked fourth
- ✦ His 15 special teams' tackles in 2019 were a career-high and the most by a Lion since DB Don Carey had 16 in 2015
- ✦ Recorded his first-career interception for a touchdown and notched three tackles in Week 1 of 2017 vs. Arizona
- ✦ Appeared in all 16 games his rookie season in 2016 and recorded his first career interception against Saints QB Drew Brees in Week 13 at New Orleans
- ✦ Highest draft pick in Southern Utah history

2021 (STEELERS)

- ✦ Recorded the second blocked punt of his career in Week 1 at Buffalo - the punt was recovered and returned by LB Ulysees Gilbert for a Steelers touchdown

2020 (LIONS)

- ✦ Appeared in 15 games and recorded 12 tackles on special teams
- ✦ Recorded two special teams' tackles in Week 4 at New Orleans
- ✦ Was a gameday inactive in Week 7 at Atlanta
- ✦ Blocked a punt for the first time in his career, which lead to a Detroit TD, in Week 8 vs. Indianapolis

2019 (LIONS)

- ✦ Appeared in 15 games and accumulated a career-high 15 total special teams' tackles, marking the most by a Lions player since 2015 (DB Don Carey, 16)
- ✦ Saw action on special teams, recording two special teams tackles in Week 1 at Arizona
- ✦ Saw action on defense for an injured S Tavon Wilson, recording two solo tackles in Week 8 vs. the N.Y. Giants
- ✦ Played his most defensive snaps of the season (57) and recorded a season-best three solo tackles in Week 17 vs. Green Bay

2018 (LIONS)

- ✦ Recorded one special teams' tackle against the New England Patriots in Week 3
- ✦ Posted two special teams' tackles, tying a career-best, against the Rams in Week 13

2017 (LIONS)

- ✦ Recorded three tackles and first career interception for a TD in Week 1 against Arizona
- ✦ Appeared in Week 2 at N.Y. Giants and registered three tackles and a pass defended
- ✦ Recorded first career start in Week 3 against Atlanta and tied for a game-high eight tackles
- ✦ Totaled three tackles and tied a career-high with two passes defended in Week 4 at Minnesota
- ✦ Totaled two tackles and a forced fumble in Week 6 at New Orleans
- ✦ Totaled two tackles in Week 8 against Pittsburgh
- ✦ Recorded a tackle on defense and special teams in Week 9 at Green Bay
- ✦ Recorded two tackles, one quarterback hit, and one tackle on special teams in Week 12 against Minnesota
- ✦ Totaled three tackles in Week 13 at Baltimore

2016 (LIONS)

- ✦ Made his NFL debut by contributing on special teams in Week 1 at Indianapolis
- ✦ Played 17 snaps on special teams in Week 3 at Green Bay
- ✦ Recorded his first NFL tackle in Week 4 at Chicago
- ✦ Played 19 snaps on special teams and six on defense in Week 6 vs. Los Angeles
- ✦ Contributed on both defense and special teams, recording one tackle in Week 7 vs. Washington
- ✦ Continued to make his presence known on special teams in Week 9 at Minnesota, tallying two tackles against the Vikings return men
- ✦ Totaled a career-high five tackles (four solo) in Week 11 vs. Jacksonville
- ✦ All over the field in Week 12 vs. Minnesota, contributing four solo tackles on defense and one on special teams
- ✦ Two of his four solo tackles came on crucial third-down stops in the second half of Detroit's 16-13 win over the visiting Vikings
- ✦ Picked off Saints QB Drew Brees late in the fourth quarter of Week 13 at New Orleans for his first career interception that secured Detroit's eighth victory of 2016
- ✦ Added two solo tackles on defense and one on special teams
- ✦ Registered four total tackles (three solo) in Week 17 vs. Green Bay

TRANSACTIONS

- ✦ Signed a one-year contract with Pittsburgh on Mar. 20, 2021
- ✦ Signed a one-year contract with Detroit on Mar. 20, 2020
- ✦ Signed a four-year contract with the Lions on May 6, 2016
- ✦ Drafted by Detroit in the fourth round (111th overall) of the 2016 NFL Draft

COLLEGE

- ✦ Finished his Southern Utah career with 356 tackles (210 solo), 6.5 tackles for loss, four forced fumbles, three fumble recoveries, three interceptions, seven pass defenses and two defensive touchdowns
- ✦ Named All-Big Sky Honorable Mention twice (2012, 2013), All-Big Sky Second Team once (2014) and All-Big Sky First Team once (2015)
- ✦ Named team captain as a senior in 2015 and led the team with 132 tackles (74 solo)
- ✦ Played in all 12 games in 2014 and finished second on the team with 101 tackles (62 solo) and recorded two tackles for loss, four forced fumbles and three interceptions
- ✦ Notched a season-high 15 tackles and returned an interception 105 yards for a TD against Nevada
- ✦ In 2013 totaled 54 tackles (32 solo), 4.5 tackles for loss, two pass defenses and two fumble recoveries, including an 89-yard return for a TD – the second longest fumble return in school history

PERSONAL

- ✦ Played running back and wide receiver at Foothill H.S. (Henderson, N.V.)
- ✦ Carried the ball 86 times for 392 yards and five TDs
- ✦ Had three receiving TDs
- ✦ Tallied 77 tackles with three sacks and six interceptions while playing as a defensive back
- ✦ Earned all-state and all-city honors and won defensive MVP
- ✦ Two-time first-team all-league and academic all-state honoree
- ✦ Nevada African-American student union Top-One Percentor
- ✦ In the 2018 offseason, Killebrew went back to Utah to light the torch at the opening ceremony of the Utah Summer Games
- ✦ Serves on the advisory board for Playworks Michigan
- ✦ He and wife, Kaila, welcomed their first child in 2020, a girl named Stormi

MILES KILLEBREW'S NFL REGULAR SEASON DEFENSIVE STATISTICS

DATE	TEAM	GP	GS	TACKLES								INTERCEPTIONS				O. FUMB			ST				MISC			
				TK	S	A	TFL	YDS	SK	YDS	QBH	NO	YDS	LG	TD	PD	FF	FR	YDS	TK	S	A	FF	FR	S	A
2016	Lions	16	0	20	15	5	0	0	0.0	0.0	0	1	7	7	0	1	0	0	8	8	0	0	0	0	0	
2017	Lions	16	3	31	25	6	1	4	0.0	0.0	1	1	35	35t	1	5	1	0	7	7	0	0	0	0	0	
2018	Lions	16	0	0	0	0	0	0	0.0	0.0	0	0	0	0	0	0	0	0	7	5	2	0	0	0	0	
2019	Lions	15	1	5	5	0	0	0	0.0	0.0	0	0	0	0	0	0	0	15	13	2	0	0	0	0	0	
2020	Lions	15	0	0	0	0	0	0	0.0	0.0	0	0	0	0	0	0	0	12	10	2	0	0	0	0	0	
2021	Steelers	1	0	0	0	0	0	0	0.0	0.0	0	0	0	0	0	0	0	0	0	0	0	0	0	0	0	
NFL TOTALS		79	4	56	45	11	1	4	0.0	0.0	1	2	42	35T	1	6	1	0	49	43	6	0	0	0	0	0

MILES KILLEBREW'S NFL POSTSEASON DEFENSIVE STATISTICS

TACKLES													INTERCEPTIONS					O. FUMB					ST				MISC	
DATE	TEAM	GP	GS	TK	S	A	TFL	YDS	SK	YDS	QBH	NO	YDS	LG	TD	PD	FF	FR	YDS	TK	S	A	FF	FR	S	A		
2016	Lions	1	0	1	1	0	0	0	0.0	0.0	0	0	0	0	0	0	0	0	0	0	0	0	0	0	0	0		
NFL TOTALS		1	0	1	1	0	0	0	0.0	0.0	0	0	0	0	0	0	0	0	0	0	0	0	0	0	0	0		

SINGLE-GAME HIGHS: DEFENSIVE

Total Tackles	8 vs. Atlanta Falcons, Sep 24, 2017 5 vs. Jacksonville Jaguars, Nov 20, 2016	Interceptions	1 vs. Arizona Cardinals, Sep 10, 2017 1 at New Orleans Saints, Dec 04, 2016
Passes Defensed	2 at Minnesota Vikings, Oct 01, 2017 2 vs. Arizona Cardinals, Sep 10, 2017	Interception Return Yards	35 vs. Arizona Cardinals, Sep 10, 2017 7 at New Orleans Saints, Dec 04, 2016
Forced Fumbles	1 at New Orleans Saints, Oct 15, 2017	Special Teams Tackles	2 at Jacksonville Jaguars, Oct 18, 2020 2 vs. New Orleans Saints, Oct 04, 2020
Tackles For Loss	1 vs. Arizona Cardinals, Sep 10, 2017		...9 more at 2.

SINGLE-GAME HIGHS - POSTSEASON: DEFENSIVE

Total Tackles	1 at Seattle Seahawks, Jan 07, 2017
---------------	-------------------------------------

2016 GAME-BY-GAME REGULAR-SEASON STATISTICS (LIONS)

DATE	OPPONENT	P/S	TACKLES							INTERCEPTIONS					O. FUMB			ST				MISC		W/L	SCORE
			TK	S	A	SK	YDS	TFL	YDS	QBH	NO	YDS	LG	TD	PD	FF	FR	YDS	TK	S	A	FF	FR	S	A
09/11	at Colts	P	0	0	0.0	0.0	0	0	0	0	0	0	0	0	0	0	0	0	0	0	0	0	0	W	39-35
09/18	Titans	P	0	0	0.0	0.0	0	0	0	0	0	0	0	0	0	0	0	0	0	0	0	0	0	L	15-16
09/25	at Packers	P	0	0	0.0	0.0	0	0	0	0	0	0	0	0	0	0	0	0	0	0	0	0	0	L	27-34
10/02	at Bears	P	1	1	0.0	0.0	0	0	0	0	0	0	0	0	0	0	0	0	0	0	0	0	0	L	14-17
10/09	Eagles	P	0	0	0.0	0.0	0	0	0	0	0	0	0	0	0	0	0	0	0	0	0	0	0	W	24-23
10/16	Rams	P	0	0	0.0	0.0	0	0	0	0	0	0	0	0	0	0	0	0	0	0	0	0	0	W	31-28
10/23	Washington	P	1	0	1	0.0	0	0	0	0	0	0	0	0	0	0	0	0	0	0	0	0	0	W	20-17
10/30	at Texans	P	2	1	1	0.0	0	0	0	0	0	0	0	0	0	0	2	2	0	0	0	0	0	L	13-20
11/06	at Vikings	P	0	0	0.0	0.0	0	0	0	0	0	0	0	0	0	0	2	2	0	0	0	0	0	W	22-16+
11/20	Jaguars	P	5	4	1	0.0	0	0	0	0	0	0	0	0	0	0	0	0	0	0	0	0	0	W	26-19
11/24	Vikings	P	4	4	0.0	0.0	0	0	0	0	0	0	0	0	0	0	1	1	0	0	0	0	0	W	16-13
12/04	at Saints	P	2	2	0.0	0.0	0	0	0	0	1	7	7	0	1	0	0	1	1	0	0	0	0	W	28-13
12/11	Bears	P	0	0	0.0	0.0	0	0	0	0	0	0	0	0	0	0	0	0	0	0	0	0	0	W	20-17
12/18	at Giants	P	1	0	1	0.0	0	0	0	0	0	0	0	0	0	0	1	1	0	0	0	0	0	L	6-17
12/26	at Cowboys	P	0	0	0.0	0.0	0	0	0	0	0	0	0	0	0	0	1	1	0	0	0	0	0	L	21-42
01/01	Packers	P	4	3	1	0.0	0	0	0	0	0	0	0	0	0	0	0	0	0	0	0	0	0	L	24-31
2016 TOTALS		16-0	20	15	5	0.0	0.0	0	0	0	1	7	7	0	1	0	0	8	8	0	0	0	0	9-7	

+ - Over time

2017 GAME-BY-GAME REGULAR-SEASON STATISTICS (LIONS)

DATE	OPPONENT	P/S	TACKLES							INTERCEPTIONS					O. FUMB			ST				MISC		W/L	SCORE		
			TK	S	A	SK	YDS	TFL	YDS	QBH	NO	YDS	LG	TD	PD	FF	FR	YDS	TK	S	A	FF	FR			S	A
09/10	Cardinals	P	2	2	0	0.0	0.0	1	4	0	1	35	35	1	2	0	0	0	1	1	0	0	0	0	0	W	35-23
09/18	at Giants	P	4	3	1	0.0	0.0	0	0	0	0	0	0	1	0	0	0	0	0	0	0	0	0	0	0	W	24-10
09/24	Falcons	S	8	7	1	0.0	0.0	0	0	0	0	0	0	0	0	0	0	0	1	1	0	0	0	0	0	L	26-30
10/01	at Vikings	S	3	3	0	0.0	0.0	0	0	0	0	0	0	0	2	0	0	0	0	0	0	0	0	0	0	W	14-7
10/08	Panthers	S	2	1	1	0.0	0.0	0	0	0	0	0	0	0	0	0	0	0	0	0	0	0	0	0	0	L	24-27
10/15	at Saints	P	2	1	1	0.0	0.0	0	0	0	0	0	0	0	0	1	0	0	0	0	0	0	0	0	0	L	38-52
10/29	Steelers	P	2	2	0	0.0	0.0	0	0	0	0	0	0	0	0	0	0	0	0	0	0	0	0	0	0	L	15-20
11/06	at Packers	P	1	1	0	0.0	0.0	0	0	0	0	0	0	0	0	0	0	0	1	1	0	0	0	0	0	W	30-17
11/12	Browns	P	1	1	0	0.0	0.0	0	0	0	0	0	0	0	0	0	0	0	0	0	0	0	0	0	0	W	38-24
11/19	at Bears	P	1	1	0	0.0	0.0	0	0	0	0	0	0	0	0	0	0	0	0	0	0	0	0	0	0	W	27-24
11/23	Vikings	P	2	2	0	0.0	0.0	0	0	1	0	0	0	0	0	0	0	0	1	1	0	0	0	0	0	L	23-30
12/03	at Ravens	P	3	1	2	0.0	0.0	0	0	0	0	0	0	0	0	0	0	0	0	0	0	0	0	0	0	L	20-44
12/10	at Buccaneers	P	0	0	0	0.0	0.0	0	0	0	0	0	0	0	0	0	0	0	1	1	0	0	0	0	0	W	24-21
12/16	Bears	P	0	0	0	0.0	0.0	0	0	0	0	0	0	0	0	0	0	0	0	0	0	0	0	0	0	W	20-10
12/24	at Bengals	P	0	0	0	0.0	0.0	0	0	0	0	0	0	0	0	0	0	0	0	0	0	0	0	0	0	L	17-26
12/31	Packers	P	0	0	0	0.0	0.0	0	0	0	0	0	0	0	0	0	0	0	2	2	0	0	0	0	0	W	35-11
2017 TOTALS		16-3	31	25	6	0.0	0.0	1	4	1	1	35	35T	1	5	1	0	0	7	7	0	0	0	0	0	9-7	

2018 GAME-BY-GAME REGULAR-SEASON STATISTICS (LIONS)

DATE	OPPONENT	P/S	TACKLES							INTERCEPTIONS					O. FUMB			ST			MISC		W/L	SCORE		
			TK	S	A	SK	YDS	TFL	YDS	QBH	NO	YDS	LG	TD	PD	FF	FR	YDS	TK	S	A	FF			FR	S
09/10	Jets	P	0	0	0	0.0	0.0	0	0	0	0	0	0	0	0	0	0	0	0	0	0	0	0	0	L	17-48
09/16	at 49ers	P	0	0	0	0.0	0.0	0	0	0	0	0	0	0	0	0	0	0	0	0	0	0	0	0	L	27-30
09/23	Patriots	P	0	0	0	0.0	0.0	0	0	0	0	0	0	0	0	0	0	1	1	0	0	0	0	0	W	26-10
09/30	at Cowboys	P	0	0	0	0.0	0.0	0	0	0	0	0	0	0	0	0	0	0	0	0	0	0	0	0	L	24-26
10/07	Packers	P	0	0	0	0.0	0.0	0	0	0	0	0	0	0	0	0	0	0	0	0	0	0	0	0	W	31-23
10/21	at Dolphins	P	0	0	0	0.0	0.0	0	0	0	0	0	0	0	0	0	0	1	0	1	0	0	0	0	W	32-21
10/28	Seahawks	P	0	0	0	0.0	0.0	0	0	0	0	0	0	0	0	0	0	0	0	0	0	0	0	0	L	14-28
11/04	at Vikings	P	0	0	0	0.0	0.0	0	0	0	0	0	0	0	0	0	0	1	0	1	0	0	0	0	L	9-24
11/11	at Bears	P	0	0	0	0.0	0.0	0	0	0	0	0	0	0	0	0	0	0	0	0	0	0	0	0	L	22-34
11/18	Panthers	P	0	0	0	0.0	0.0	0	0	0	0	0	0	0	0	0	0	0	0	0	0	0	0	0	W	20-19
11/22	Bears	P	0	0	0	0.0	0.0	0	0	0	0	0	0	0	0	0	0	0	0	0	0	0	0	0	L	16-23
12/02	Rams	P	0	0	0	0.0	0.0	0	0	0	0	0	0	0	0	0	0	2	2	0	0	0	0	0	L	16-30
12/09	at Cardinals	P	0	0	0	0.0	0.0	0	0	0	0	0	0	0	0	0	0	0	0	0	0	0	0	0	W	17-3
12/16	at Bills	P	0	0	0	0.0	0.0	0	0	0	0	0	0	0	0	0	0	0	0	0	0	0	0	0	L	13-14
12/23	Vikings	P	0	0	0	0.0	0.0	0	0	0	0	0	0	0	0	0	0	0	0	0	0	0	0	0	L	9-27
12/30	at Packers	P	0	0	0	0.0	0.0	0	0	0	0	0	0	0	0	0	0	2	2	0	0	0	0	0	W	31-0
2018 TOTALS		16-0	0	0	0	0.0	0.0	0	0	0	0	0	0	0	0	0	0	7	5	2	0	0	0	0	6-10	

2019 GAME-BY-GAME REGULAR-SEASON STATISTICS (LIONS)

DATE	OPPONENT	P/S	TACKLES							INTERCEPTIONS					O. FUMB			ST				MISC		W/L/T	SCORE		
			TK	S	A	SK	YDS	TFL	YDS	QBH	NO	YDS	LG	TD	PD	FF	FR	YDS	TK	S	A	FF	FR			S	A
09/08	at Cardinals	P	0	0	0	0.0	0.0	0	0	0	0	0	0	0	0	0	0	2	2	0	0	0	0	0	T	27-27	
09/15	Chargers	P	0	0	0	0.0	0.0	0	0	0	0	0	0	0	0	0	0	0	0	0	0	0	0	0	W	13-10	
09/22	at Eagles	P	0	0	0	0.0	0.0	0	0	0	0	0	0	0	0	0	0	2	2	0	0	0	0	0	W	27-24	
09/29	Chiefs	P	0	0	0	0.0	0.0	0	0	0	0	0	0	0	0	0	0	0	0	0	0	0	0	0	L	30-34	
10/14	at Packers	P	0	0	0	0.0	0.0	0	0	0	0	0	0	0	0	0	0	1	1	0	0	0	0	0	L	22-23	
10/20	Vikings	P	0	0	0	0.0	0.0	0	0	0	0	0	0	0	0	0	0	2	2	0	0	0	0	0	L	30-42	
10/27	Giants	P	2	2	0	0.0	0.0	0	0	0	0	0	0	0	0	0	0	2	1	1	0	0	0	0	W	31-26	
11/03	at Raiders	P	0	0	0	0.0	0.0	0	0	0	0	0	0	0	0	0	0	1	1	0	0	0	0	0	L	24-31	
11/10	at Bears									INACTIVE																L	13-20
11/17	Cowboys	P	0	0	0	0.0	0.0	0	0	0	0	0	0	0	0	0	0	1	1	0	0	0	0	0	L	27-35	
11/24	at Washington	P	0	0	0	0.0	0.0	0	0	0	0	0	0	0	0	0	0	0	0	0	0	0	0	0	L	16-19	
11/28	Bears	P	0	0	0	0.0	0.0	0	0	0	0	0	0	0	0	0	0	1	1	0	0	0	0	0	L	20-24	
12/08	at Vikings	P	0	0	0	0.0	0.0	0	0	0	0	0	0	0	0	0	0	0	0	0	0	0	0	0	L	7-20	
12/15	Buccaneers	P	0	0	0	0.0	0.0	0	0	0	0	0	0	0	0	0	0	1	1	0	0	0	0	0	L	17-38	
12/22	at Broncos	P	0	0	0	0.0	0.0	0	0	0	0	0	0	0	0	0	0	1	0	1	0	0	0	0	L	17-27	
12/29	Packers	S	3	3	0	0.0	0.0	0	0	0	0	0	0	0	0	0	0	1	1	0	0	0	0	0	L	20-23	
2019 TOTALS		15-1	5	5	0	0.0	0.0	0	0	0	0	0	0	0	0	0	0	15	13	2	0	0	0	0	3-12-1		

+ - Overtime

2020 GAME-BY-GAME REGULAR-SEASON STATISTICS (LIONS)

		TACKLES								INTERCEPTIONS					O. FUMB			ST				MISC								
DATE	OPPONENT	P/S	TK	S	A	SK	YDS	TFL	YDS	QBH	NO	YDS	LG	TD	PD	FF	FR	YDS	TK	S	A	FF	FR	S	A	W/L	SCORE			
09/13	Bears	P	0	0	0	0.0	0.0	0	0	0	0	0	0	0	0	0	0	0	0	0	0	0	0	0	0	L	23-27			
09/20	at Packers	P	0	0	0	0.0	0.0	0	0	0	0	0	0	0	0	0	0	0	0	0	0	0	0	0	0	L	21-42			
09/27	at Cardinals	P	0	0	0	0.0	0.0	0	0	0	0	0	0	0	0	0	0	0	1	1	0	0	0	0	0	W	26-23			
10/04	Saints	P	0	0	0	0.0	0.0	0	0	0	0	0	0	0	0	0	0	0	2	2	0	0	0	0	0	L	29-35			
10/18	at Jaguars	P	0	0	0	0.0	0.0	0	0	0	0	0	0	0	0	0	0	0	2	2	0	0	0	0	0	W	34-16			
10/25	at Falcons										ON INACTIVE LIST																		W	23-22
11/01	Colts	P	0	0	0	0.0	0.0	0	0	0	0	0	0	0	0	0	0	0	1	1	0	0	0	0	0	L	21-41			
11/08	at Vikings	P	0	0	0	0.0	0.0	0	0	0	0	0	0	0	0	0	0	0	1	1	0	0	0	0	0	L	20-34			
11/15	Washington	P	0	0	0	0.0	0.0	0	0	0	0	0	0	0	0	0	0	0	1	1	0	0	0	0	0	W	30-27			
11/22	at Panthers	P	0	0	0	0.0	0.0	0	0	0	0	0	0	0	0	0	0	0	1	1	0	0	0	0	0	L	0-20			
11/26	Texans	P	0	0	0	0.0	0.0	0	0	0	0	0	0	0	0	0	0	0	0	0	0	0	0	0	0	L	25-41			
12/06	at Bears	P	0	0	0	0.0	0.0	0	0	0	0	0	0	0	0	0	0	0	1	1	0	0	0	0	0	W	34-30			
12/13	Packers	P	0	0	0	0.0	0.0	0	0	0	0	0	0	0	0	0	0	0	0	0	0	0	0	0	0	L	24-31			
12/20	at Titans	P	0	0	0	0.0	0.0	0	0	0	0	0	0	0	0	0	0	0	1	1	0	0	0	0	0	L	25-46			
12/26	Buccaneers	P	0	0	0	0.0	0.0	0	0	0	0	0	0	0	0	0	0	0	1	1	0	0	0	0	0	L	7-47			
01/03	Vikings	P	0	0	0	0.0	0.0	0	0	0	0	0	0	0	0	0	0	0	0	0	0	0	0	0	0	L	35-37			
2020 TOTALS		15-0	0	0	0	0.0	0.0	0	0	0	0	0	0	0	0	0	0	0	12	10	2	0	0	0	0	5-11				

[illegible][illegible]



46

CHRISTIAN KUNTZ

LONG SNAPPER

HEIGHT: 6-1

WEIGHT: 228

COLLEGE: Duquesne

BORN: Apr. 13, 1994 (27)

BIRTHPLACE Pittsburgh, PA

HOW ACQUIRED: FA '20

NFL EXPERIENCE: 1st year

✦ Made his NFL debut in Week 1 of the 2021 season at Buffalo

- ★ Signed a reserve/future contract with Pittsburgh on Jan. 14, 2021
- ★ Signed to the Steelers practice squad on Dec. 29, 2020★
- Waived by the Steelers on Dec. 23, 2020
- ★ Signed to the Pittsburgh practice squad on Nov. 24, 2020
 - ★ Waived by the Steelers on Aug. 2, 2020
 - ★ Signed with Pittsburgh as a free agent on March 30, 2020
 - ★ Played for the XFL's Dallas Renegades in the spring of 2020
- ★ Waived by the Steelers on Aug. 31, 2019
- ★ Signed by Pittsburgh on Aug. 15, 2019
- ★ Waived by Jacksonville on June 13, 2019
- ★ Signed to the Jaguars practice squad on Dec. 17, 2018
- ★ Waived by Denver on June 14, 2018
- ★ Signed by the Broncos on March 21, 2018
- ★ Released by New England on Aug. 29, 2017
- ★ Signed with the Patriots as an undrafted free agent on Aug. 28, 2017

- Northeast Conference career sacks leader with 30.5
- His 71.5 career TFLs rank fourth on the NCAA all-time FCS list
- Two-time NEC Defensive Player of the Year
- First Duquesne player to earn All-American honors three times (STATS FCS third team as a sophomore and first team as a junior & senior)
- Named second team Associated Press All-America in 2015 and 2016
- Team captain in 2016
- Started all 11 games at outside linebacker as a redshirt senior
- Led the NEC in sacks (11.5) and tackles for loss (24.0) in helping the Dukes to a share of the conference title
- Suffered an injury that led to redshirting his junior year

- ◆ Played football and basketball at Chartiers Valley High School
- ◆ Graduated with a degree from Duquesne in supply chain management
- ◆ Full name: Christian Kuntz

DATE	TEAM	GP
2021	Steelers	1
NFL TOTALS		1


[illegible]

2021 GAME-BY-GAME REGULAR-SEASON STATISTICS (STEELERS)

DATE	OPPONENT		W/L	SCORE
09/12	at Bills	P	W	23-16
2021 TOTALS	1		1-0	

2021 GAME-BY-GAME REGULAR-SEASON STATISTICS (STEELERS)

DATE	OPPONENT	P/S	TACKLES							INTERCEPTIONS				O. FUMB			ST			MISC		W/L	SCORE	
			TK	S	A	SK	YDS	TFL	YDS	QBH	NO	YDS	LG	TD	PD	FF	FR	YDS	TK	S	A			FF
09/12	at Bills	P	0	0	0	0.0	0.0	0	0	0	0	0	0	0	0	0	0	0	0	0	0	0	0	0
2021 TOTALS		1-0	0	0	0	0.0	0.0	0	0	0	0	0	0	0	0	0	0	0	0	0	0	0	0	1-0



31

JUSTIN LAYNE
CORNERBACK

HEIGHT: 6-2
WEIGHT: 192
COLLEGE: Michigan State
BORN: Jan. 12, 1998 (23)

BIRTHPLACE: Cleveland, OH
HOW ACQUIRED: D3b '19
NFL EXPERIENCE: 3rd year

PRO CAREER

- Has played in 27 games (no starts) over his three-year NFL career (all with Steelers)
- Has registered 10 tackles, seven solo stops and added 16 special teams' tackles

2020 (STEELERS)

- Saw action in 16 regular-season games
- Registered 10 tackles, seven solo stops
- Recorded 12 special teams' tackles, including six solo stops
- Registered career-high five tackles in Week 13 vs. Washington

2019 (STEELERS)

- Saw action in 10 regular-season games, contributing mostly on special teams
- Recorded three special teams' tackles

TRANSACTIONS

- Signed a four-year contract with Pittsburgh on May 30, 2019
- Drafted by the Steelers with the team's first of its two picks in the third round (66th overall) in the 2019 NFL Draft

COLLEGE

- Three-year letterwinner, playing in 34 games (26 starts) at cornerback for Michigan State
- Recorded 130 career tackles, including 4.5 tackles for loss and a half-sack
- Added 24 career passes defended and three interceptions
- Began his Spartans' career as a wide receiver before transitioning to cornerback midway through 2016 season
- During his junior year, was recognized as Second-Team All-Big Ten selection
- Recipient of Spartans' most outstanding underclass back award on defense
- Recorded a career-high 15 pass breakups, tied as the eighth-most in a single-season in school history
- Earned honorable mention All-Big Ten accolades after his sophomore season
- Recorded 40 tackles in 13 games with nine starts
- Ranked second on the defense with 8 passes defended
- Saw action in nine games as a freshman, one at wide receiver and eight at cornerback, starting five of the last seven contests
- Totalled 18 tackles, 1.5 tackles for loss and an interception

PERSONAL

- A three-year starter at Benedictine (Cleveland, Ohio) High School
- Logged a career-high 46 catches for 790 yards (17.2 average) and 11 TDs in 2015, adding three punt returns for TDs
- Set a school single-game record with 12 catches for 187 yards and two TDs in a regional final
- Caught 36 passes for 866 yards and 12 TDs as a senior
- Hauled in seven interceptions in 2014
- Four-year letterman in basketball, and track and field
- Son of Deondre Layne and Vanessa Easterling
- Full name: Justin Layne

JUSTIN LAYNE'S NFL REGULAR SEASON DEFENSIVE STATISTICS

				TACKLES							INTERCEPTIONS					O. FUMB			ST			MISC				
DATE	TEAM	GP	GS	TK	S	A	TFL	YDS	SK	YDS	QBH	NO	YDS	LG	TD	PD	FF	FR	YDS	TK	S	A	FF	FR	S	A
2019	Steelers	10	0	0	0	0	0	0	0.0	0.0	0	0	0	0	0	0	0	0	0	3	3	0	0	0	0	0
2020	Steelers	16	0	10	7	3	0	0	0.0	0.0	0	0	0	0	0	0	0	0	0	12	6	6	0	0	0	0
2021	Steelers	1	0	0	0	0	0	0	0.0	0.0	0	0	0	0	0	0	0	0	0	1	0	1	0	0	0	0
NFL TOTALS		27	0	10	7	3	0	0	0.0	0.0	0	0	0	0	0	0	0	0	0	16	9	7	0	0	0	0

JUSTIN LAYNE'S NFL POSTSEASON DEFENSIVE STATISTICS

TACKLES													INTERCEPTIONS				O. FUMB			ST			MISC			
DATE	TEAM	GP	GS	TK	S	A	TFL	YDS	SK	YDS	QBH	NO	YDS	LG	TD	PD	FF	FR	YDS	TK	S	A	FF	FR	S	A
2020	Steelers	1	0	0	0	0	0	0	0.0	0.0	0	0	0	0	0	0	0	0	0	0	0	0	0	0	0	0
NFL TOTALS		1	0	0	0	0	0	0	0.0	0.0	0	0	0	0	0	0	0	0	0	0	0	0	0	0	0	0

SINGLE-GAME HIGHS: DEFENSIVE

Total Tackles 5 vs. Washington, Dec 07, 2020
2 at Baltimore Ravens, Nov 01, 2020

Special Teams Tackles 4 at Cleveland Browns, Jan 03, 2021
2 vs. Indianapolis Colts, Dec 27, 2020
...1 more at 2.

2019 GAME-BY-GAME REGULAR-SEASON STATISTICS (STEELERS)

DATE	OPPONENT	P/S	TACKLES							INTERCEPTIONS				O. FUMB			ST			MISC		W/L	SCORE			
			TK	S	A	SK	YDS	TFL	YDS	QBH	NO	YDS	LG	TD	PD	FF	FR	YDS	TK	S	A			FF	FR	S
09/08	at Patriots										ON INACTIVE LIST														L	3-33
09/15	Seahawks										INACTIVE														L	26-28
09/22	at 49ers	P	0	0	0	0.0	0.0	0	0	0	0	0	0	0	0	0	0	0	0	0	0	0	0	0	L	20-24
09/30	Bengals										DID NOT PLAY (NON-INJURY)														W	27-3
10/06	Ravens	P	0	0	0	0.0	0.0	0	0	0	0	0	0	0	0	0	0	0	0	0	0	0	0	0	L	23-26+
10/13	at Chargers	P	0	0	0	0.0	0.0	0	0	0	0	0	0	0	0	0	0	0	0	0	0	0	0	0	W	24-17
10/28	Dolphins										INACTIVE														W	27-14
11/03	Colts										INACTIVE														W	26-24
11/10	Rams	P	0	0	0	0.0	0.0	0	0	0	0	0	0	0	0	0	0	0	0	0	0	0	0	0	W	17-12
11/14	at Browns										INACTIVE														L	7-21
11/24	at Bengals	P	0	0	0	0.0	0.0	0	0	0	0	0	0	0	0	0	0	0	1	1	0	0	0	0	W	16-10
12/01	Browns	P	0	0	0	0.0	0.0	0	0	0	0	0	0	0	0	0	0	0	0	0	0	0	0	0	W	20-13
12/08	at Cardinals	P	0	0	0	0.0	0.0	0	0	0	0	0	0	0	0	0	0	0	0	0	0	0	0	0	W	23-17
12/15	Bills	P	0	0	0	0.0	0.0	0	0	0	0	0	0	0	0	0	0	0	0	0	0	0	0	0	L	10-17
12/22	at Jets	P	0	0	0	0.0	0.0	0	0	0	0	0	0	0	0	0	0	0	0	0	0	0	0	0	L	10-16
12/29	at Ravens	P	0	0	0	0.0	0.0	0	0	0	0	0	0	0	0	0	0	0	1	1	0	0	0	0	L	10-28
2019 TOTALS		10-0	0	0	0	0.0	0.0	0	0	0	0	0	0	0	0	0	0	0	3	3	0	0	0	0	0	8-8
+ Overtime																										

2020 GAME-BY-GAME REGULAR-SEASON STATISTICS (STEELERS)

DATE	OPPONENT	P/S	TACKLES							INTERCEPTIONS				O. FUMB			ST			MISC			W/L	SCORE		
			TK	S	A	SK	YDS	TFL	YDS	QBH	NO	YDS	LG	TD	PD	FF	FR	YDS	TK	S	A	FF			FR	S
09/14	at Giants	P	0	0	0	0.0	0.0	0	0	0	0	0	0	0	0	0	0	0	0	0	0	0	0	0	W	26-16
09/20	Broncos	P	0	0	0	0.0	0.0	0	0	0	0	0	0	0	0	0	0	1	0	1	0	0	0	0	W	26-21
09/27	Texans	P	0	0	0	0.0	0.0	0	0	0	0	0	0	0	0	0	0	1	0	1	0	0	0	0	W	28-21
10/11	Eagles	P	0	0	0	0.0	0.0	0	0	0	0	0	0	0	0	0	0	0	0	0	0	0	0	0	W	38-29
10/18	Browns	P	0	0	0	0.0	0.0	0	0	0	0	0	0	0	0	0	0	0	0	0	0	0	0	0	W	38-7
10/25	at Titans	P	1	0	1	0.0	0.0	0	0	0	0	0	0	0	0	0	0	0	0	0	0	0	0	0	W	27-24
11/01	at Ravens	P	2	2	0	0.0	0.0	0	0	0	0	0	0	0	0	0	0	0	0	0	0	0	0	0	W	28-24
11/08	at Cowboys	P	1	1	0	0.0	0.0	0	0	0	0	0	0	0	0	0	0	0	0	0	0	0	0	0	W	24-19
11/15	Bengals	P	0	0	0	0.0	0.0	0	0	0	0	0	0	0	0	0	0	1	1	0	0	0	0	0	W	36-10
11/22	at Jaguars	P	0	0	0	0.0	0.0	0	0	0	0	0	0	0	0	0	0	0	0	0	0	0	0	0	W	27-3
12/02	Ravens	P	0	0	0	0.0	0.0	0	0	0	0	0	0	0	0	0	0	0	0	0	0	0	0	0	W	19-14
12/07	Washington	P	5	4	1	0.0	0.0	0	0	0	0	0	0	0	0	0	0	2	1	1	0	0	0	0	L	17-23
12/13	at Bills	P	1	0	1	0.0	0.0	0	0	0	0	0	0	0	0	0	0	1	0	1	0	0	0	0	L	15-26
12/21	at Bengals	P	0	0	0	0.0	0.0	0	0	0	0	0	0	0	0	0	0	0	0	0	0	0	0	0	L	17-27
12/27	Colts	P	0	0	0	0.0	0.0	0	0	0	0	0	0	0	0	0	0	2	1	1	0	0	0	0	W	28-24
01/03	at Browns	P	0	0	0	0.0	0.0	0	0	0	0	0	0	0	0	0	0	4	3	1	0	0	0	0	L	22-24
2020 TOTALS		16-0	10	7	3	0.0	0.0	0	0	0	0	0	0	0	0	0	0	12	6	6	0	0	0	0	12-4	

2021 GAME-BY-GAME REGULAR-SEASON STATISTICS (STEELERS)

DATE	OPPONENT	P/S	TACKLES							INTERCEPTIONS				O. FUMB			ST				MISC		W/L	SCORE		
			TK	S	A	SK	YDS	TFL	YDS	QBH	NO	YDS	LG	TD	PD	FF	FR	YDS	TK	S	A	FF			FR	S
09/12	at Bills	P	0	0	0	0.0	0.0	0	0	0	0	0	0	0	0	0	0	1	0	1	0	0	0	0	W	23-16
2021 TOTALS		1-0	0	0	0	0.0	0.0	0	0	0	0	0	0	0	0	0	0	1	0	1	0	0	0	0	1-0	

2020 GAME-BY-GAME POSTSEASON STATISTICS (STEELERS)

DATE	OPPONENT	P/S	TACKLES							INTERCEPTIONS				O. FUMB			ST			MISC			W/L	SCORE	
			TK	S	A	SK	YDS	TFL	YDS	QBH	NO	YDS	LG	TD	PD	FF	FR	YDS	TK	S	A	FF			FR
01/10	Browns	P	0	0	0	0.0	0.0	0	0	0	0	0	0	0	0	0	0	0	0	0	0	0	0	L	37-48
2020 TOTALS		1-0	0	0	0	0.0	0.0	0	0	0	0	0	0	0	0	0	0	0	0	0	0	0	0	0-1	



ISAIAHH LOUDERMILK

DEFENSIVE END

HEIGHT: 6-7

BIRTHPLACE: Howard, KN

WEIGHT: 240

HOW ACQUIRED: D5 '21

COLLEGE: Wisconsin

NFL EXPERIENCE: R

BORN: Oct. 10, 1997 (23)

PRO CAREER

Has yet to make his NFL debut

TRANSACTIONS

- ✦ Signed a four-year contract with Pittsburgh on May 15, 2021
- ✦ Drafted by the Steelers in the fifth round (156th overall) in the 2021 NFL Draft

COLLEGE

- ✦ Played in 40 games (26 starts) at defensive end for Wisconsin (2016-20)
- ✦ Recorded 63 tackles, 11.5 tackles for loss, 7.5 sacks, two forced fumbles and nine pass breakups
- ✦ Graduated in December 2019 with bachelor's degree in personal finance
- ✦ Named All-Big Ten third team (media) and All-Big Ten honorable mention (coaches) in 2020
- ✦ Selected to participate in the 2021 East-West Shrine Bowl
- ✦ Played in all six games (six starts) at defensive end in 2020; recorded 13 tackles, nine solo stops, 2.5 tackles for loss and 2.0 sacks
- ✦ Started 14 games at defensive end in 2019; recorded 24 tackles, including 5.0 tackles for loss and 3.0 sacks, forced two fumbles and batted down five passes
- ✦ Set a career high with five tackles vs. Ohio State in 2019 Big Ten Football Championship Game, also recording 1.0 sack and forcing a fumble

PERSONAL


- ✦ Three-star prospect by 247 Sports, ESPN and Rivals
- ✦ First-team all-state in 8-man football by Kansas Football Coaches Association and Wichita Eagle as a senior; recorded 97 tackles, 2.0 sacks and two interceptions along with five TD receptions
- ✦ Helped 10-1 West Elk earn its first-ever playoff win as a senior
- ✦ First-team All-South Central Border League as a sophomore, junior and senior
- ✦ Three-time all-district and all-area selection
- ✦ Finished career with 267 tackles, 22.0 sacks and three interceptions on defense and registered eight TD receptions on offense
- ✦ Two-year team MVP
- ✦ First-team all-state in basketball by Kansas Basketball Coaches Association as a junior, averaging 19.2 points, 14.7 rebounds and 5.5 blocks per game
- ✦ Three-time All-SCBL in basketball
- ✦ Also competed in baseball and track and field, winning conference title in shot put as a junior
- ✦ Parents are Stacy Howell and Cartezze Loudermilk
- ✦ Father played basketball at Independence Community College and Creighton.

ISAIAHH LOUDERMILK'S NFL REGULAR SEASON DEFENSIVE STATISTICS

				TACKLES							INTERCEPTIONS					O. FUMB			ST				MISC			
DATE	TEAM	GP	GS	TK	S	A	TFL	YDS	SK	YDS	QBH	NO	YDS	LG	TD	PD	FF	FR	YDS	TK	S	A	FF	FR	S	A
2021	Steelers	0	0	0	0	0	0	0	0.0	0.0	0	0	0	0	0	0	0	0	0	0	0	0	0	0	0	0
NFL TOTALS		0	0	0	0	0	0	0	0.0	0.0	0	0	0	0	0	0	0	0	0	0	0	0	0	0	0	0

2021 GAME-BY-GAME REGULAR-SEASON STATISTICS (STEELERS)

DATE	OPPONENT	P/S	TACKLES								INTERCEPTIONS					O. FUMB			ST				MISC		W/L	SCORE
			TK	S	A	SK	YDS	TFL	YDS	QBH	NO	YDS	LG	TD	PD	FF	FR	YDS	TK	S	A	FF	FR	S	A	
09/12	at Bills										ON INACTIVE LIST															
2021 TOTALS			0	0	0	0	0	0	0	0	0	0	0	0	0	0	0	0	0	0	0	0	0	0	1-0	23-16



ARTHUR MAULET

(mah-LETT)

HEIGHT: 5-10
WEIGHT: 190
COLLEGE: Memphis
BORN: Jul. 13, 1993 (28)

CORNERBACK

BIRTHPLACE: New Orleans, LA
HOW ACQUIRED: FA-21
NFL EXPERIENCE: 5th year

PRO CAREER

- ✦ Has played in 36 games (12 starts) over his five-year NFL career (Saints, 2017-18; Colts 2018; Jets, 2019-20; Steelers 2021)
- ✦ Has registered 71 tackles, 51 solo stops, seven passes defended, five tackles for loss, two interceptions, one quarterback hit and 1.0 sack
- ✦ Has recorded nine tackles, seven solo, and one fumble recovery on special teams
- ✦ Appeared in two postseason games with New Orleans on special teams and spent time on the practice squad for two more

2020 (JETS)

- ✦ Played in 11 games (five starts)
- ✦ Registered 23 tackles, 19 solo stops, five passes defended, 1.0 sack, one quarterback hit and one interception
- ✦ Recorded six tackles, four solo stops, on special teams

2019 (JETS)

- ✦ Appeared in a single-season high 12 games (six starts)
- ✦ Each of his six starts came over the final eight weeks of the season
- ✦ Spent two weeks on the practice squad
- ✦ Registered a single-season best 41 tackles, while also recording the first interception and two passes defended of his career

- Registered 28 tackles over the final six weeks of the season, which ranked tied for the ninth most among all corners despite playing only four of those games
- Added a single-season best four special teams tackles and contributed to a franchise record 43 non-offensive points scored with a fumble recovery in the endzone on special teams

2018 (SAINTS)

- Appeared in six games (one start) for New Orleans and Indianapolis after opening the season with the Saints and later joined the Colts active roster
- Returned to New Orleans in Week 13 and spent the final five weeks and both postseason contests on the practice squad
- Registered nine tackles on defense

2017 (SAINTS)

- A member of the practice squad for 11 of the first 12 weeks of the season, joining the active roster for the final five regular season contests and both playoff games
- Saw action on special teams, recording one tackle

TRANSACTIONS

- Signed a one-year contract with Pittsburgh on May 7, 2021
- Signed a one-year contract with N.Y. Jets on Mar. 20, 2020
- Promoted to the Jets active roster on Oct. 30, 2019
- Signed to the N.Y. Jets practice squad on Oct. 18, 2019
- Waived by the Jets on Oct. 15, 2019
- Signed a reserve/future contract with the N.Y. Jets on Jan. 29, 2019
- Signed to the New Orleans practice squad on Nov. 26, 2018
- Waived by Indianapolis on Nov. 20, 2018
- Claimed off waivers by Indianapolis on Sept. 24, 2018
- Waived by the Saints on Sept. 21, 2018
- Promoted to the New Orleans active roster on Dec. 3, 2017
- Signed to the Saints practice squad on Sept. 26, 2017
- Waived by New Orleans on Sept. 2, 2017
- Signed with the Saints as an undrafted free agent on Apr. 30, 2017

COLLEGE

- Played two seasons for Memphis (2015-16) after transferring from Copiah-Lincoln Community College
- Played in all 26 games of his Tigers' career (21 starts)
- Recorded 111 tackles (92 solo), 22 pass breakups, 7.5 tackles for loss, 4.5 sacks, four interceptions, one fumble recovery and two forced fumbles
- Member of consecutive bowl teams at Memphis (2015 Birmingham Bowl, 2016 Boca Raton Bowl)
- Helped program achieve its highest AP Ranking (15th) in his first year with the school in 2015
- Named the Tigers' DeAngelo Williams Most Valuable Player as a senior in 2016
- Started all 13 games in the defensive backfield in 2016
- Fifth-leading tackler on the Tigers with 73 tackles (57 solo), including 7.5 tackles for loss and 4.5 sacks
- Recorded a team-high 13 pass breakups to go along with two interceptions (tied for team-high honors) and two forced fumbles
- Posted five or more tackles in final eight games of career, including two double-figure performances vs. Cincinnati (10) and Western Kentucky (11)
- The 11 total tackles and eight solo stops vs. Western Kentucky in the Boca Raton Bowl were career highs (also collected career bests with 3.5 tackles for loss and 3.0 sacks vs. the Hilltoppers)
- Registered a career-high four pass breakups and six tackles in the upset win over No. 18/21 Houston
- Played two seasons at Copiah-Lincoln Community College (2013-14)
- 2014 Mississippi Association of Community and Junior Colleges (MACJC) All-State second team selection
- Led the National Junior College Athletic Association (NJCAA) with 20 pass breakups in 2014

PERSONAL

- Played at Bonnabel High School
- Earned New Orleans Times-Picayune Metro All-District 8-5A honors his junior and senior seasons (2010, 2011)
- Named to the 2010 all-district squad at defensive back and the 2011 all-district team at punter
- Also played soccer and basketball for the Bruins
- Earned all-state honors in soccer
- Son of Donald Cox
- Born in New Orleans
- Has four younger siblings: Juan, Kawanda, Henry and Bri

REGULAR SEASON COMPARISON: DEFENSIVE - LAS VEGAS RAIDERS

DATE	OPP	W/L	GP/GS	TACKLES					ASST	SACK	YDS.	INT	TFL	PD	QBH	TD	MISC		
				TOT	SOLO												FF	FR	
10/28/18	IND @ OAK	W	P	3	3				0	0.0	0.0	0	0	0	0	0	0	0	0
11/24/19	NYJ vs. OAK	W	S	7	5				2	0.0	0.0	0	3	0	0	0	0	0	0
12/6/20	NYJ vs. LV	L	S	0	0				0	0.0	0.0	1	0	1	0	0	0	0	0
TOTALS		2/1	3/2	10	8				2	0.0	0.0	1	3	1	0	0	0	0	0

ARTHUR MAULET'S NFL REGULAR SEASON DEFENSIVE STATISTICS

DATE	TEAM	GP	GS	TK	S	TACKLES					INTERCEPTIONS					O. FUMB					ST				MISC		
						A	TFL	YDS	SK	YDS	QBH	NO	YDS	LG	TD	PD	FF	FR	YDS	TK	S	A	FF	FR	S	A	
2017	Saints	6	0	0	0	0	0	0.0	0.0	0	0	0	0	0	0	0	0	0	0	1	1	0	0	0	0	0	0
2018	Colts	5	1	9	6	3	0	0	0.0	0.0	0	0	0	0	0	0	0	0	0	0	0	0	0	0	0	0	0
2019	Jets	12	6	37	25	12	5	11	0.0	0.0	0	1	13	13	0	2	0	0	0	1	1	0	0	1	0	0	0
2020	Jets	11	5	23	19	4	0	0	1.0	3.0	1	1	20	20	0	5	0	0	0	6	4	2	0	0	0	0	0
2021	Steelers	1	0	2	1	1	0	0	0.0	0.0	0	0	0	0	0	0	0	0	0	1	1	0	0	0	0	0	0
NFL TOTALS		35	12	71	51	20	5	11	1.0	3.0	1	2	33	20	0	7	0	0	0	9	7	2	0	1	0	0	0

ARTHUR MAULET'S NFL POSTSEASON DEFENSIVE STATISTICS

		TACKLES										INTERCEPTIONS					O. FUMB			ST				MISC		
DATE	TEAM	GP	GS	TK	S	A	TFL	YDS	SK	YDS	QBH	NO	YDS	LG	TD	PD	FF	FR	YDS	TK	S	A	FF	FR	S	A
2017	Saints	2	0	0	0	0	0	0	0.0	0.0	0	0	0	0	0	0	0	0	0	0	0	0	0	0	0	0
NFL TOTALS		2	0	0	0	0	0	0	0.0	0.0	0	0	0	0	0	0	0	0	0	0	0	0	0	0	0	0

SINGLE-GAME HIGHS: DEFENSIVE

Total Tackles	8 vs. Pittsburgh Steelers, Dec 22, 2019 7 at Buffalo Bills, Dec 29, 2019 ...1 more at 7.	Interception Return Yards	20 vs. Las Vegas Raiders, Dec 06, 2020 13 at Buffalo Bills, Dec 29, 2019
Passes Defensed	3 vs. Cleveland Browns, Dec 27, 2020 1 vs. Las Vegas Raiders, Dec 06, 20203 more at 1.	Special Teams Tackles	2 at Seattle Seahawks, Dec 13, 2020 1 at Buffalo Bills, Sep 12, 2021 ...6 more at 1.
Tackles For Loss	3 vs. Oakland Raiders, Nov 24, 2019 2 at Buffalo Bills, Dec 29, 2019	Special Teams Fumble Recoveries	1 at New England Patriots, Sep 22, 2019
Interceptions	1 vs. Las Vegas Raiders, Dec 06, 2020 1 at Buffalo Bills, Dec 29, 2019		

2017 GAME-BY-GAME REGULAR-SEASON STATISTICS (SAINTS)

DATE	OPPONENT	P/S	TACKLES							INTERCEPTIONS				O. FUMB			ST			MISC			W/L	SCORE			
			TK	S	A	SK	YDS	TFL	YDS	QBH	NO	YDS	LG	TD	PD	FF	FR	YDS	TK	S	A	FF			FR	S	A
09/24	at Panthers	P	0	0	0	0.0	0.0	0	0	0	0	0	0	0	0	0	0	0	0	0	0	0	0	0	W	34-13	
10/15	Lions										DID NOT PLAY														W	52-38	
10/22	at Packers										DID NOT PLAY														W	26-17	
10/29	Bears										DID NOT PLAY														W	20-12	
11/05	Buccaneers										DID NOT PLAY														W	30-10	
11/12	at Bills										PRACTICE SQUAD														W	47-10	
11/19	Washington										PRACTICE SQUAD														W	34-31+	
11/26	at Rams										PRACTICE SQUAD														L	20-26	
12/03	Panthers	P	0	0	0	0.0	0.0	0	0	0	0	0	0	0	0	0	0	0	0	0	0	0	0	0	W	31-21	
12/07	at Falcons	P	0	0	0	0.0	0.0	0	0	0	0	0	0	0	0	0	0	0	1	1	0	0	0	0	L	17-20	
12/17	Jets	P	0	0	0	0.0	0.0	0	0	0	0	0	0	0	0	0	0	0	0	0	0	0	0	0	W	31-19	
12/24	Falcons	P	0	0	0	0.0	0.0	0	0	0	0	0	0	0	0	0	0	0	0	0	0	0	0	0	W	23-13	
12/31	at Buccaneers	P	0	0	0	0.0	0.0	0	0	0	0	0	0	0	0	0	0	0	0	0	0	0	0	0	L	24-31	
2017 TOTALS		6-0	0	0	0	0.0	0.0	0	0	0	0	0	0	0	0	0	0	0	1	1	0	0	0	0	10-3		
+ = Overtime																											

2018 GAME-BY-GAME REGULAR-SEASON STATISTICS (COLTS)

DATE	OPPONENT	P/S	TACKLES								INTERCEPTIONS				O. FUMB			ST			MISC			W/L	SCORE		
			TK	S	A	SK	YDS	TFL	YDS	QBH	NO	YDS	LG	TD	PD	FF	FR	YDS	TK	S	A	FF	FR			S	A
09/09	Bengals										NOT ON ROSTER														L	23-34	
09/16	at Washington										NOT ON ROSTER														W	21-9	
09/23	at Eagles										NOT ON ROSTER														L	16-20	
09/30	Texans	P	0	0	0	0.0	0.0	0	0	0	0	0	0	0	0	0	0	0	0	0	0	0	0	0	L	34-37+	
10/04	at Patriots	S	5	2	3	0.0	0.0	0	0	0	0	0	0	0	0	0	0	0	0	0	0	0	0	0	L	24-38	
10/14	at Jets										INACTIVE														L	34-42	
10/21	Bills										INACTIVE														W	37-5	
10/28	at Raiders	P	3	3	0	0.0	0.0	0	0	0	0	0	0	0	0	0	0	0	0	0	0	0	0	0	W	42-28	
11/11	Jaguars	P	1	1	0	0.0	0.0	0	0	0	0	0	0	0	0	0	0	0	0	0	0	0	0	0	W	29-26	
11/18	Titans	P	0	0	0	0.0	0.0	0	0	0	0	0	0	0	0	0	0	0	0	0	0	0	0	0	W	38-10	
11/25	Dolphins										NOT ON ROSTER														W	27-24	
12/02	at Jaguars										NOT ON ROSTER														L	0-6	
12/09	at Texans										NOT ON ROSTER														W	24-21	
12/16	Cowboys										NOT ON ROSTER														W	23-0	
12/23	Giants										NOT ON ROSTER														W	28-27	
12/30	at Titans										NOT ON ROSTER														W	33-17	
2018 TOTALS			5-1		9	6	3	0.0	0.0	0	0	0	0	0	0	0	0	0	0	0	0	0	0	0	10-6		
+ = Overtime																											

2019 GAME-BY-GAME REGULAR-SEASON STATISTICS (JETS)

DATE	OPPONENT	P/S	TACKLES								INTERCEPTIONS				O. FUMB			ST			MISC			W/L	SCORE	
			TK	S	A	SK	YDS	TFL	YDS	QBH	NO	YDS	LG	TD	PD	FF	FR	YDS	TK	S	A	FF	FR			S
09/08	Bills	P	0	0	0	0.0	0.0	0	0	0	0	0	0	0	0	0	0	0	0	0	0	0	0	L	16-17	
09/16	Browns	P	0	0	0	0.0	0.0	0	0	0	0	0	0	0	0	0	0	0	0	0	0	0	0	L	3-23	
09/22	at Patriots	P	1	1	0	0.0	0.0	0	0	0	0	0	0	0	0	0	0	0	0	0	0	1	0	L	14-30	
10/06	at Eagles	P	0	0	0	0.0	0.0	0	0	0	0	0	0	0	0	0	0	1	1	0	0	0	0	L	6-31	
10/13	Cowboys	P	0	0	0	0.0	0.0	0	0	0	0	0	0	0	0	0	0	0	0	0	0	0	0	W	24-22	
10/21	Patriots									DID NOT PLAY														L	0-33	
10/27	at Jaguars									DID NOT PLAY														L	15-29	
11/03	at Dolphins	P	1	1	0	0.0	0.0	0	0	0	0	0	0	0	0	0	0	0	0	0	0	0	0	L	18-26	
11/10	Giants	S	5	3	2	0.0	0.0	0	0	0	0	0	0	0	0	0	0	0	0	0	0	0	0	W	34-27	
11/17	at Washington	S	2	0	2	0.0	0.0	0	0	0	0	0	0	0	0	0	0	0	0	0	0	0	0	W	34-17	
11/24	Raiders	S	7	5	2	0.0	0.0	3	5	0	0	0	0	0	0	0	0	0	0	0	0	0	0	W	34-3	
12/01	at Bengals	S	6	5	1	0.0	0.0	0	0	0	0	0	0	1	0	0	0	0	0	0	0	0	0	L	6-22	
12/08	Dolphins									INACTIVE														W	22-21	
12/12	at Ravens									INACTIVE														L	21-42	
12/22	Steelers	S	8	4	4	0.0	0.0	0	0	0	0	0	0	0	0	0	0	0	0	0	0	0	0	W	16-10	
12/29	at Bills	S	7	6	1	0.0	0.0	2	6	0	1	13	13	0	1	0	0	0	0	0	0	0	0	W	13-6	
2019 TOTALS		12-6	37	25	12	0.0	0.0	5	11	0	1	13	13	0	2	0	0	0	1	1	0	0	1	0	7-9	

2020 GAME-BY-GAME REGULAR-SEASON STATISTICS (JETS)


			TACKLES							INTERCEPTIONS				O. FUMB			ST				MISC						
DATE	OPPONENT	P/S	TK	S	A	SK	YDS	TFL	YDS	QBH	NO	YDS	LG	TD	PD	FF	FR	YDS	TK	S	A	FF	FR	S	A	W/L	SCORE
09/13	at Bills	P	0	0	0	0.0	0.0	0	0	0	0	0	0	0	0	0	0	0	0	0	0	0	0	0	0	L	17-27
09/20	49ers	P	0	0	0	0.0	0.0	0	0	0	0	0	0	0	0	0	0	0	1	0	1	0	0	0	0	L	13-31
09/27	at Colts										INJURED RESERVE															L	7-36
10/01	Broncos										INJURED RESERVE															L	28-37
10/11	Cardinals										NOT ON ROSTER															L	10-30
10/18	at Dolphins										NOT ON ROSTER															L	0-24
10/25	Bills										NOT ON ROSTER															L	10-18
11/01	at Chiefs										INJURED RESERVE															L	9-35
11/09	Patriots										INJURED RESERVE															L	27-30
11/29	Dolphins	S	5	4	1	0.0	0.0	0	0	0	0	0	0	0	1	0	0	0	0	0	0	0	0	0	0	L	3-20
12/06	Raiders	S	0	0	0	0.0	0.0	0	0	0	1	20	20	0	1	0	0	0	1	1	0	0	0	0	0	L	28-31
12/13	at Seahawks	P	3	3	0	0.0	0.0	0	0	0	0	0	0	0	0	0	0	0	2	1	1	0	0	0	0	L	3-40
12/20	at Rams	S	2	2	0	0.0	0.0	0	0	0	0	0	0	0	0	0	0	0	0	0	0	0	0	0	0	W	23-20
12/27	Browns	S	5	4	1	0.0	0.0	0	0	0	0	0	0	0	3	0	0	0	0	0	0	0	0	0	0	W	23-16
01/03	at Patriots	S	2	1	1	0.0	0.0	0	0	0	0	0	0	0	0	0	0	0	0	0	0	0	0	0	0	L	14-28
2020 TOTALS			8-5	17	14	3	0.0	0.0	0	0	1	20	20	0	5	0	0	0	4	2	2	0	0	0	0	2-13	

2021 GAME-BY-GAME REGULAR-SEASON STATISTICS (STEELERS)

			TACKLES							INTERCEPTIONS				O. FUMB			ST				MISC						
DATE	OPPONENT	P/S	TK	S	A	SK	YDS	TFL	YDS	QBH	NO	YDS	LG	TD	PD	FF	FR	YDS	TK	S	A	FF	FR	S	A	W/L	SCORE
09/12	at Bills	P	2	1	1	0.0	0.0	0	0	0	0	0	0	0	0	0	0	0	1	1	0	0	0	0	0	W	23-16
2021 TOTALS			1-0	2	1	1	0.0	0.0	0	0	0	0	0	0	0	0	0	0	1	1	0	0	0	0	0	1-0	

2017 GAME-BY-GAME POSTSEASON STATISTICS (SAINTS)

			TACKLES							INTERCEPTIONS				O. FUMB			ST			MISC							
DATE	OPPONENT	P/S	TK	S	A	SK	YDS	TFL	YDS	QBH	NO	YDS	LG	TD	PD	FF	FR	YDS	TK	S	A	FF	FR	S	A	W/L	SCORE
01/07	Panthers	P	0	0	0	0.0	0.0	0	0	0	0	0	0	0	0	0	0	0	0	0	0	0	0	0	0	W	31-26
01/14	at Vikings	P	0	0	0	0.0	0.0	0	0	0	0	0	0	0	0	0	0	0	0	0	0	0	0	0	0	L	24-29
2017 TOTALS			2-0	0	0	0.0	0.0	0	0	0	0	0	0	0	0	0	0	0	0	0	0	0	0	0	0	1-1	



RAY-RAY MCCLOUD

WIDE RECEIVER

HEIGHT: 5-9

BIRTHPLACE Tampa, FL

WEIGHT: 190

HOW ACQUIRED: FA '20

COLLEGE: Clemson

NFL EXPERIENCE: 3rd year

BORN: Oct. 15, 1996 (24)

PRO CAREER

- Has played in 33 games (three starts) over his three-year NFL career
- Has caught 25 passes for 113 yards
- Has rushed six times for 69 yards
- Has registered 37 kickoff returns for 838 yards (22.6 yards per return)
- Has recorded 44 punt returns for 405 yards (9.2 yards per return)

2020 (STEELERS)

- Played in all 16 regular-season games and started twice
- Caught 20 passes for 77 yards, and added four rushes for 65 yards, including a career-long run of 58 yards vs. Philadelphia in Week 5
- Registered 28 kickoff returns for 646 yards (23.1 yards per return)
- Recorded 29 punt returns for 298 yards (10.3 yards per return)
- Ranked fourth in the NFL in punt return average (10.3)
- Ranked eighth in the League in kickoff return average (23.1)
- One of two players in the NFL to rank in the top 10 in both punt return and kickoff return average

2019 (PANTHERS)

- Played in six regular-season games
- Registered eight kickoff returns for 174 yards (21.8 yards per return)
- Recorded 10 punt returns for 82 yards (8.2 yards per return)

2018 (BILLS)

- Played in 10 regular-season games and started once
- Caught five passes for 36 yards, and added two rushes for four yards
- Registered one kickoff return for 18 yards (18.0 yards per return)
- Recorded four punt returns for 20 yards (5.0 yards per return)

TRANSACTIONS

- Signed a one-year contract with Pittsburgh on Mar. 10, 2021
- Signed with the Steelers on Aug. 20, 2020
- Waived by Buffalo on July 27, 2020
- Signed to a Reserve/Future contract with the Bills on Jan. 6, 2020

- ✦ Signed to the Buffalo practice squad on Oct. 17, 2019
- ✦ Waived by Carolina on Oct. 16, 2019
- ✦ Claimed off waivers by the Panthers from the Bills on Sept. 1, 2019
- ✦ Waived by Buffalo on Aug. 31, 2019
- ✦ Signed a four-year contract with the Bills on May 11, 2018
- ✦ Drafted by Buffalo in the sixth round (187th overall) of the 2018 NFL Draft

COLLEGE

- ✦ Played in 40 games with 20 starts over his three-year career (2015-17) for Clemson
- ✦ Wide receiver and cornerback who made an impact with his elusiveness in the open field
- ✦ Had 127 receptions for 1,226 yards and four TDs in 1,396 snaps
- ✦ Had 50 punt returns for 485 yards and a TD
- ✦ Had four kickoff returns for 138 yards
- ✦ Second-team All-American (punt returner) by Pro Football Focus in 2017
- ✦ Third-team All-ACC (punt returner) by Phil Steele in 2017
- ✦ Honorable Mention All-ACC selection (all-purpose, specialist) in 2017

PERSONAL

- ✦ No. 23 player and No. 2 wide receiver in the nation and No. 9 player in Florida by Rivals.com
- ✦ No. 81 player and No. 11 wide receiver in the nation by 247Sports.com
- ✦ No. 121 player in the nation by Scout.com
- ✦ Played at Sickles High School (Tampa, Ohio)
- ✦ Set county records with 5,765 rushing yards and 58 total TDs in his high school career
- ✦ Received the 2014 Guy Toph Award as best player in Hillsborough County as a senior
- ✦ Had 1,933 rushing yards and 17 TDs as a senior
- ✦ 2017 7A all-state selection
- ✦ Had 2,316 yards on 300 carries as a junior in 2013
- ✦ Had 26 rushing TDs and had at least one TD and 100+ yards in 12 straight games as a junior
- ✦ Son of Raymond Jr. and Lisa McCloud
- ✦ Oldest of five siblings, two brothers and two sisters
- ✦ Majored in Sociology at Clemson
- ✦ First name is Raymond, but goes by Ray-Ray
- ✦ Born on October 15, 1995

RAY-RAY MCCLOUD'S NFL REGULAR SEASON RUSHING/RECEIVING STATISTICS

DATE	TEAM			RECEIVING					RUSHING				
				NO.	YDS.	AVG.	LG	TD	NO.	YDS.	AVG.	LG	TD
2018	Bills	10	1	5	36	7.2	16	0	2	4	2.0	7	0
2019	Panthers	6	0	0	0	0.0	0	0	0	0	0.0	0	0
2020	Bills	1	0	0	0	0.0	0	0	0	0	0.0	0	0
Went from Buffalo to Carolina.													
2020	Panthers	0	0	0	0	0.0	0	0	0	0	0.0	0	0
2020	TOTAL	1	0	0	0	0.0	0	0	0	0	0.0	0	0
2021	Steelers	1	0	0	0	0.0	0	0	0	0	0.0	0	0
NFL TOTALS		18	1	5	36	7.2	16	0	2	4	2.0	7	0

RAY-RAY MCCLOUD'S NFL REGULAR SEASON RETURN STATISTICS

KICKOFF RETURNS							PUNT RETURNS					
DATE	TEAM	RET.	YDS.	AVG.	LG	TD	NO.	FC	YDS.	AVG.	LG	TD
2018	Bills	1	18	18.0	18	0	4	2	20	5.0	13	0
2019	Panthers	8	174	21.8	31	0	10	7	82	8.2	39	0
2020	Bills	0	0	0.0		0	0	0	0	0.0	0	0
2020	Panthers	0	0	0.0		0	0	0	0	0.0	0	0
2020	TOTAL	0	0	0.0		0	0	0	0	0.0	0	0
2021	Steelers	0	0	0.0	0	0	1	0	5	5.0	5	0
NFL TOTALS		9	192	21.3	31	0	15	9	107	7.1	39	0

SINGLE-GAME HIGHS: RUSHING/RECEIVING

Rush Attempts	2 at Pittsburgh Steelers, Oct 11, 2020 1 at Jacksonville Jaguars, Nov 22, 2020 ...3 more at 1.	Kickoff Return Yards	76 at Pittsburgh Steelers, Dec 27, 2020 64 at Pittsburgh Steelers, Sep 20, 2020
Rushing Yards	63 at Pittsburgh Steelers, Oct 11, 2020 7 vs. Detroit Lions, Dec 16, 2018	Longest Kickoff Return	49 at Pittsburgh Steelers, Sep 20, 2020 33 at New York Giants, Sep 14, 2020
Longest Runs	58 at Pittsburgh Steelers, Oct 11, 2020 7 vs. Detroit Lions, Dec 16, 2018	Fair Catches	3 at Pittsburgh Steelers, Dec 07, 2020 3 at Pittsburgh Steelers, Dec 02, 2020
Receptions	4 at Jacksonville Jaguars, Nov 22, 2020 3 at Pittsburgh Steelers, Oct 11, 2020	Punt Return Yards	83 at Tennessee Titans, Oct 25, 2020 60 at Pittsburgh Steelers, Nov 15, 2020
Receiving Yards	20 at Jacksonville Jaguars, Nov 22, 2020 16 at Dallas Cowboys, Nov 08, 2020 ...1 more at 16.	Longest Punt Return	57 at Tennessee Titans, Oct 25, 2020 42 at Pittsburgh Steelers, Nov 15, 2020
Longest Receptions	16 vs. New England Patriots, Oct 29, 2018 13 at Jacksonville Jaguars, Nov 22, 2020	Punt Returns	4 at Pittsburgh Steelers, Nov 15, 2020 4 vs. Tampa Bay Buccaneers, Sep 12, 2019
All-Purpose Yards	123 at Pittsburgh Steelers, Oct 11, 2020 112 at Pittsburgh Steelers, Nov 15, 2020 ...1 more at 112.	Punt Return Average	27.7 at Tennessee Titans, Oct 25, 2020 15.0 at Pittsburgh Steelers, Nov 15, 2020
Kickoff Returns	4 at Pittsburgh Steelers, Dec 27, 2020 3 at Pittsburgh Steelers, Dec 02, 2020 ...1 more at 3.		

2018 GAME-BY-GAME REGULAR-SEASON STATISTICS (BILLS)

DATE	OPPONENT	P/S	RECEIVING					RUSHING					W/L	SCORE
			NO.	YDS.	AVG.	LG	TD	NO.	YDS.	AVG.	LG	TD		
09/09	at Ravens							ON INACTIVE LIST					L	3-47
09/16	Chargers							ON INACTIVE LIST					L	20-31
09/23	at Vikings	S	1	6	6.0	6	0	0	0	0.0	0	0	W	27-6
09/30	at Packers	P	0	0	0.0	0	0	0	0	0.0	0	0	L	0-22
10/07	Titans	P	1	7	7.0	7	0	1	-3	-3.0	-3	0	W	13-12
10/14	at Texans	P	1	2	2.0	2	0	0	0	0.0	0	0	L	13-20
10/21	at Colts							INACTIVE					L	5-37
10/29	Patriots	P	1	16	16.0	16	0	0	0	0.0	0	0	L	6-25
11/04	Bears	P	0	0	0.0	0	0	0	0	0.0	0	0	L	9-41
11/11	at Jets	P	0	0	0.0	0	0	0	0	0.0	0	0	W	41-10
11/25	Jaguars							INACTIVE					W	24-21
12/02	at Dolphins							INACTIVE					L	17-21
12/09	Jets	P	0	0	0.0	0	0	0	0	0.0	0	0	L	23-27
12/16	Lions	P	0	0	0.0	0	0	1	7	7.0	7	0	W	14-13
12/23	at Patriots							INACTIVE					L	12-24
12/30	Dolphins	P	1	5	5.0	5	0	0	0	0.0	0	0	W	42-17
2018 TOTALS		10-1	5	36	7.2	16	0	2	4	2.0	7	0	6-10	

2019 GAME-BY-GAME REGULAR-SEASON STATISTICS (PANTHERS)

DATE	OPPONENT	P/S	RECEIVING					RUSHING					W/L	SCORE
			NO.	YDS.	AVG.	LG	TD	NO.	YDS.	AVG.	LG	TD		
09/08	Rams	P	0	0	0.0	0	0	0	0	0.0	0	0	L	27-30
09/12	Buccaneers	P	0	0	0.0	0	0	0	0	0.0	0	0	L	14-20
09/22	at Cardinals	P	0	0	0.0	0	0	0	0	0.0	0	0	W	38-20
09/29	at Texans	P	0	0	0.0	0	0	0	0	0.0	0	0	W	16-10
10/06	Jaguars	P	0	0	0.0	0	0	0	0	0.0	0	0	W	34-27
10/13	at Buccaneers	P	0	0	0.0	0	0	0	0	0.0	0	0	W	37-26
10/27	at 49ers							NOT ON ROSTER					L	13-51
11/03	Titans							NOT ON ROSTER					W	30-20
11/10	at Packers							NOT ON ROSTER					L	16-24
11/17	Falcons							NOT ON ROSTER					L	3-29
11/24	at Saints							NOT ON ROSTER					L	31-34
12/01	Washington							NOT ON ROSTER					L	21-29
12/08	at Falcons							NOT ON ROSTER					L	20-40
12/15	Seahawks							NOT ON ROSTER					L	24-30
12/22	at Colts							NOT ON ROSTER					L	6-38
12/29	Saints							NOT ON ROSTER					L	10-42
2019 TOTALS		6-0	0	0	0.0	0	0	0	0	0.0	0	0	5-11	

2020 GAME-BY-GAME REGULAR-SEASON STATISTICS (BILLS/PANTHERS)

DATE	OPPONENT	P/S	RECEIVING					RUSHING					W/L	SCORE
			NO.	YDS.	AVG.	LG	TD	NO.	YDS.	AVG.	LG	TD		
09/13	Jets						2						W	27-17
09/20	at Dolphins						2						W	31-28
09/27	Rams						2						W	35-32
10/04	at Raiders						2						W	30-23
10/13	at Titans						2						L	16-42
10/19	Chiefs						2						L	17-26
10/25	at Jets						2						W	18-10
11/01	Patriots						2						W	24-21
11/08	Seahawks						2						W	44-34
11/15	at Cardinals						2						L	30-32
11/22	Lions						Went from Bills to Panthers. NOT ON ROSTER						W	20-0
11/29	Chargers						2						W	27-17
12/07	at 49ers						2						W	34-24
12/13	Steelers	P	0	0	0.0	0	0	0	0	0.0	0	0	W	26-15
12/19	at Broncos						2						W	48-19
12/28	at Patriots						2						W	38-9
01/03	Dolphins						2						W	56-26
2020 TOTALS		1-0	0	0	0.0	0	0	0	0	0.0	0	0	14-3	

2021 GAME-BY-GAME REGULAR-SEASON STATISTICS (STEELERS)

DATE	OPPONENT	P/S	RECEIVING					RUSHING					W/L	SCORE
			NO.	YDS.	AVG.	LG	TD	NO.	YDS.	AVG.	LG	TD		
09/12	at Bills	P	0	0	0.0	0	0	0	0	0.0	0	0	W	23-16
2021 TOTALS		1-0	0	0	0.0	0	0	0	0	0.0	0	0	1-0	



DAN MOORE JR. OFFENSIVE TACKLE

HEIGHT: 6-5 BIRTHPLACE: Beaumont, TX
WEIGHT: 315 HOW ACQUIRED: D4a '21
COLLEGE: Texas A&M NFL EXPERIENCE: R
BORN: Sep. 28, 1998 (22)

PRO CAREER

Made his NFL debut and first career start in Week 1 of the 2021 season at Buffalo
Became the first Steelers rookie to start at left tackle since the 1970 AFL-NFL merger

2021 (STEELERS)

Was one of five rookie starters, marking the first time the Steelers started at least five rookies in a season opener since 1991

TRANSACTIONS

- ✦ Signed a four-year contract with Pittsburgh on May 18, 2021
- ✦ Drafted by the Steelers in the fourth round (128th overall) in the 2021 NFL Draft

COLLEGE

- ✦ Played in 44 games (37 starts) at Texas A&M (2017-20)
- ✦ Started the final 36 games of his collegiate career
- ✦ Named Second-Team All-SEC as a senior in 2020
- ✦ Started all 10 games and logged 691 snaps at left tackle
- ✦ Helped the Aggies rack up 543 yards of offense in the win over Florida, including 205 on the ground
- ✦ Protected QB Kellen Mond and did not allow a sack for the third straight game while also only giving up one tackle for loss on the final play of the game at Mississippi State
- ✦ Helped the Aggies tally 530 yards of total offense in the dominating 48-3 win at South Carolina, including 264 on the ground
- ✦ Earned SEC Offensive Lineman of the Week honors for his performance against the Gamecocks
- ✦ Rolled over the Tigers defense for a season-high 313 yards rushing in the victory at Auburn
- ✦ Texas A&M offensive line was named a finalist for the Joe Moore Award

PERSONAL

- ✦ Coached by Kevin Flanigan at Beaumont West Brook Senior High School
- ✦ Rated a three-star recruit by PrepStar
- ✦ Named to the PrepStar All-Midlands Region Team
- ✦ Three-star recruit by Scout
- ✦ Rated the nation's No. 47 offensive guard
- ✦ Rated the No. 8 OG in the state of Texas and No. 9 in the Midland Region
- ✦ Three-star prospect by Rivals
- ✦ Three-star by ESPN

- ★ Rated the No. 73 offensive guard in the nation
- ★ No. 150 in the state of Texas and No. 194 in the Midlands Region
- ★ Three-star by 247Sports
- ★ Rated the No. 39 offensive guard in the nation and No. 104 player in the state of Texas

DAN MOORE JR.'S NFL REGULAR SEASON DEFENSIVE STATISTICS

				TACKLES							INTERCEPTIONS					O. FUMB			ST				MISC			
DATE	TEAM	GP	GS	TK	S	A	TFL	YDS	SK	YDS	QBH	NO	YDS	LG	TD	PD	FF	FR	YDS	TK	S	A	FF	FR	S	A
2021	Steelers	1	1	0	0	0	0	0.0	0.0	0.0	0	0	0	0	0	0	0	0	0	0	0	0	0	0	0	0
NFL TOTALS		1	1	0	0	0	0	0.0	0.0	0.0	0	0	0	0	0	0	0	0	0	0	0	0	0	0	0	0

2021 GAME-BY-GAME REGULAR-SEASON STATISTICS (STEELERS)

DATE	OPPONENT	P/S	TACKLES							INTERCEPTIONS					O. FUMB			ST				MISC		W/L	SCORE	
			TK	S	A	SK	YDS	TFL	YDS	QBH	NO	YDS	LG	TD	PD	FF	FR	YDS	TK	S	A	FF	FR			S
09/12	at Bills	S	0	0	0	0.0	0.0	0	0	0	0	0	0	0	0	0	0	0	0	0	0	0	0	0	W	23-16
2021 TOTALS		1-1	0	0	0	0.0	0.0	0	0	0	0	0	0	0	0	0	0	0	0	0	0	0	0	1-0		



TRE NORWOOD

DEFENSIVE BACK

HEIGHT: 6-0
WEIGHT: 194
COLLEGE: Oklahoma
BORN: Apr. 19, 1999 (22)

BIRTHPLACE: Fort Smith, AR
HOW ACQUIRED: D7a '21
NFL EXPERIENCE: R

PRO CAREER

Made his NFL debut and first career start in Week 1 of the 2021 season at Buffalo

2021 (STEELERS)

Was one of five rookie starters, marking the first time the Steelers started at least five rookies in a season opener since 1991

TRANSACTIONS

- ★ Signed a four-year deal with the Steelers on May 15, 2021
- ★ Drafted by the Steelers with the first of two seventh-round selections (245th overall) of the 2021 NFL Draft

COLLEGE

- ★ Played in 39 career games for Oklahoma (2017-20)
- ★ Registered 111 tackles and 21 passes defended
- ★ Played in all 11 games and made five starts in 2020
- ★ Big 12 co-leader and tied for third nationally with five interceptions (all came in season's final six games) in 2020
- ★ Named Outstanding Defensive Player of the 2020 Goodyear Cotton Bowl Classic after returning an interception 45 yards for a touchdown and adding two tackles in win over No. 10 Florida
- ★ Registered a season-high six tackles (four solo) and an interception in the end zone in Big 12 Championship win vs. No. 8 Iowa State
- ★ Returned an interception 34 yards and tallied three stops (one solo) vs. Baylor
- ★ Notched two interceptions (both in first quarter) in first start of season at Texas Tech
- ★ Missed the 2019 season due to an injury suffered in training camp
- ★ Started all 14 games and tied for fifth on the team with 58 tackles in 2018
- ★ Made five tackles against No. 1 Alabama in CFP Semifinal at the Orange Bowl
- ★ Recorded an interception in final minute of Big 12 Championship win against No. 9 Texas
- ★ Played in all 14 games with starts in each of the last five games in 2017
- ★ Ranked second on team with eight pass breakups and finished with 30 tackles

PERSONAL

- ★ A three-star recruit according to 247Sports, ESPN, Rivals and Scout
- ★ Rated as the No. 53 cornerback in the country by 247Sports, No. 93 by ESPN and No. 105 by Scout
- ★ Tabbed as the No. 4 player in the state of Arkansas by 247Sports and No. 9 player by ESPN
- ★ Named to the 2016 All-Northwest Arkansas Democrat-Gazette Division I First Team
- ★ Graduated in December 2020 from Oklahoma with a communication degree

TRE NORWOOD'S NFL REGULAR SEASON DEFENSIVE STATISTICS

DATE	TEAM	GP	GS	TACKLES							INTERCEPTIONS					O. FUMB			ST				MISC	
				TK	S	A	TFL	YDS	SK	YDS	QBH	NO	YDS	LG	TD	PD	FF	FR	YDS	TK	S	A	FF	FR
2021	Steelers	1	1	5	4	1	0	0	0.0	0.0	0	0	0	0	0	0	0	1	1	0	0	0	0	0
NFL TOTALS		1	1	5	4	1	0	0	0.0	0.0	0	0	0	0	0	0	0	1	1	0	0	0	0	0

SINGLE-GAME HIGHS: DEFENSIVE

Total Tackles


5 at Buffalo Bills, Sep 12, 2021

Special Teams Tackles

1 at Buffalo Bills, Sep 12, 2021

2021 GAME-BY-GAME REGULAR-SEASON STATISTICS (STEELERS)

DATE	OPPONENT	P/S	TACKLES							INTERCEPTIONS					O. FUMB			ST				MISC		SCORE		
			TK	S	A	SK	YDS	TFL	YDS	QBH	NO	YDS	LG	TD	PD	FF	FR	YDS	TK	S	A	FF	FR		S	A
09/12	at Bills	S	5	4	1	0.0	0.0	0	0	0	0	0	0	0	0	0	0	1	1	0	0	0	0	0	W	23-16
2021 TOTALS			1-1	5	4	1	0.0	0.0	0	0	0	0	0	0	0	0	0	1	1	0	0	0	0	0	1-0	



CHUKWUMA OKORAFOR

(Chuck-WOO-muh oh-KOR-uh-for)

OFFENSIVE LINEMAN

HEIGHT: 6-6 BIRTHPLACE Southfield, MI

WEIGHT: 320 HOW ACQUIRED: D3b '18

COLLEGE: Western Michigan NFL EXPERIENCE: 4th year

BORN: Aug. 8, 1997 (24)

PRO CAREER

- Has played in 31 games (20 starts) over his four-year NFL career (Steelers 2018-21)
- Made NFL debut and starting debut in Week 1 of 2018 at Cleveland

2020 (STEELERS)

- Played in 16 regular-season games (15 starts)
- Part of an offensive line that surrendered just 14 sacks, which was the lowest total in the NFL
- The 14 sacks allowed by the Steelers were the fewest allowed by the team and tied for the ninth fewest allowed in the League since 1982 when sacks became an official statistic
- Steelers allowed 1.0 sack or less in 12 games this season, including six games without a sack
- Pittsburgh did not allow a sack over a five-game stretch (Nov. 8-Dec. 7)
- The five-game streak without surrendering a sack is the franchise's longest streak since 1982 when sacks became an official statistic
- The five-game streak without allowing a sack is tied for the third longest in the NFL since 1982 when sacks became an official statistic

2019 (STEELERS)

- Started at right tackle in his only appearance of the season in Week 10 vs. L.A. Rams

2018 (STEELERS)

- Played in 13 regular-season games (three starts)
- Started in Week 1 at Cleveland, Week 8 vs. Cleveland and Week 12 at Denver

TRANSACTIONS

- Signed a four-year contract with Pittsburgh on May 22, 2018
- Drafted by the Steelers with the second of their two third-round selections (92nd overall) of the 2018 NFL Draft

COLLEGE

- Started 39 consecutive games of his last three years at Western Michigan (2015-17)
- Tabbed a first-team All-American selection by FWAA and Phil Steele in 2017, adding second-team All-American honors by Sports Illustrated
- One of six semifinalists for the Outland Trophy in 2017
- Started all 12 games at left tackle in 2017, helping pave the way for seven different players to record 26 total rushing TDs
- Made 14 starts at left tackle in 2016, earning first team All-Mid-American Conference honors
- Part of an offensive line that yielded just 16 sacks in 2016, the 13th-fewest in the country
- Started all 13 games at right tackle in 2015, helping block for MAC Freshman of the Year Jamauri Bogan, who finished with 1,051 rushing yards and 16 TD runs
- Played in 12 games in 2014 freshman year

PERSONAL

- Attended Southfield High School (Southfield, Mich.)
- Ranked as the 11th best recruit in the state of Michigan
- Named an All-American in 2013
- Full name: Chuckwuma Okorafor

CHUKWUMA OKORAFOR'S NFL REGULAR SEASON STATISTICS

DATE	TEAM	GP	GS
2018	Steelers	13	3
2019	Steelers	1	1
2020	Steelers	16	15
2021	Steelers	1	1
NFL TOTALS		31	20

CHUKWUMA OKORAFOR'S NFL POSTSEASON STATISTICS

DATE	TEAM	GP	GS
2020	Steelers	1	1
NFL TOTALS		1	1

2018 GAME-BY-GAME REGULAR-SEASON STATISTICS (STEELERS)

DATE	OPPONENT	P/S		W/L/T	SCORE
09/09	at Browns	S		T	21-21
09/16	Chiefs	P		L	37-42
09/24	at Buccaneers	P		W	30-27
09/30	Ravens	P		L	14-26
10/07	Falcons	P		W	41-17
10/14	at Bengals	P		W	28-21
10/28	Browns	S		W	33-18
11/04	at Ravens		DID NOT PLAY (NON-INJURY)	W	23-16
11/08	Panthers	P		W	52-21
11/18	at Jaguars	P		W	20-16
11/25	at Broncos	S		L	17-24
12/02	Chargers	P		L	30-33
12/09	at Raiders	P		L	21-24
12/16	Patriots		DID NOT PLAY (NON-INJURY)	W	17-10
12/23	at Saints	P		L	28-31
12/30	Bengals		DID NOT PLAY (NON-INJURY)	W	16-13
2018 TOTALS		13-3		9-6-1	

2019 GAME-BY-GAME REGULAR-SEASON STATISTICS (STEELERS)

DATE	OPPONENT	P/S		W/L	SCORE
09/08	at Patriots		ON INACTIVE LIST	L	3-33
09/15	Seahawks		INACTIVE	L	26-28
09/22	at 49ers		INACTIVE	L	20-24
09/30	Bengals		INACTIVE	W	27-3
10/06	Ravens		INACTIVE	L	23-26+
10/13	at Chargers		DID NOT PLAY (NON-INJURY)	W	24-17
10/28	Dolphins		INACTIVE	W	27-14
11/03	Colts		DID NOT PLAY (NON-INJURY)	W	26-24
11/10	Rams	S		W	17-12
11/14	at Browns		INACTIVE	L	7-21
11/24	at Bengals		INACTIVE	W	16-10
12/01	Browns		INACTIVE	W	20-13
12/08	at Cardinals		INACTIVE	W	23-17
12/15	Bills		INACTIVE	L	10-17
12/22	at Jets		INACTIVE	L	10-16
12/29	at Ravens		ON INACTIVE LIST	L	10-28
2019 TOTALS		1-1		8-8	

+ - Overtime

2020 GAME-BY-GAME REGULAR-SEASON STATISTICS (STEELERS)


DATE	OPPONENT	P/S		W/L	SCORE
09/14	at Giants	P		W	26-16
09/20	Broncos	S		W	26-21
09/27	Texans	S		W	28-21
10/11	Eagles	S		W	38-29
10/18	Browns	S		W	38-7
10/25	at Titans	S		W	27-24
11/01	at Ravens	S		W	28-24
11/08	at Cowboys	S		W	24-19
11/15	Bengals	S		W	36-10
11/22	at Jaguars	S		W	27-3
12/02	Ravens	S		W	19-14
12/07	Washington	S		L	17-23
12/13	at Bills	S		L	15-26
12/21	at Bengals	S		L	17-27
12/27	Colts	S		W	28-24
01/03	at Browns	S		L	22-24
2020 TOTALS		16-15		12-4	

2021 GAME-BY-GAME REGULAR-SEASON STATISTICS (STEELERS)

DATE	OPPONENT	P/S		W/L	SCORE
09/12	at Bills	S		W	23-16
2021 TOTALS		1-1		1-0	

2020 GAME-BY-GAME POSTSEASON STATISTICS (STEELERS)

DATE	OPPONENT	P/S		W/L	SCORE
01/10	Browns	S		L	37-48
2020 TOTALS		1-1		0-1	



42

JAMES PIERRE

CORNERBACK

HEIGHT: 6-2
WEIGHT: 185
COLLEGE: Florida Atlantic
BORN: Sep. 16, 1996 (24)

BIRTHPLACE: Deerfield Beach, FL
HOW ACQUIRED: UDFA '20
NFL EXPERIENCE: 2nd year

PRO CAREER

- ✦ Played in 17 regular-season games (no starts) as a rookie in 2020
- ✦ Has registered seven tackles, (all solo), one pass defended and one tackle for loss
- ✦ Has recorded 10 tackles on special teams, including six solo stops

2020 (STEELERS)

- ✦ Played in all 16 regular-season games, primarily on special teams
- ✦ Has recorded nine tackles on special teams, including six solo stops
- ✦ His nine tackles on special teams were tied for the team lead
- ✦ His six solo stops on special teams led the team
- ✦ Recorded his only tackle and tackle for loss in Week 10 at Jacksonville

TRANSACTIONS

- ✦ Signed with the Steelers as an undrafted free agent on April 28, 2020

COLLEGE

- ✦ Three-year letterwinner and two-year starter at Florida Atlantic (2017-19)
- ✦ Appeared in 39 games in his career (22 starts)
- ✦ Recorded 120 career tackles, 8.5 tackles for loss, three interceptions, 18 passes defended and two forced fumbles
- ✦ Named 2019 C-USA honorable mention

PERSONAL

- ✦ Attended Deerfield Beach HS (Deerfield Beach, Fla.)
- ✦ Three-star rated and No. 48 safety in the Class of 2016 by 247Sports.com
- ✦ Full name: James Pierre

JAMES PIERRE'S NFL REGULAR SEASON DEFENSIVE STATISTICS

TACKLES														INTERCEPTIONS					O. FUMB			ST				MISC	
DATE	TEAM	GP	GS	TK	S	A	TFL	YDS	SK	YDS	QBH	NO	YDS	LG	TD	PD	FF	FR	YDS	TK	S	A	FF	FR	S	A	
2020	Steelers	16	0	1	1	0	1	1	0.0	0.0	0	0	0	0	0	0	0	0	0	9	6	3	0	0	0	0	
2021	Steelers	1	0	6	6	0	0	0	0.0	0.0	0	0	0	0	0	1	0	0	0	1	0	1	0	0	0	0	
NFL TOTALS		17	0	7	7	0	1	1	0.0	0.0	0	0	0	0	0	1	0	0	0	10	6	4	0	0	0	0	0

JAMES PIERRE'S NFL POSTSEASON DEFENSIVE STATISTICS

DATE	TEAM	GP	GS	TACKLES							INTERCEPTIONS					O. FUMB			ST				MISC	
				TK	S	A	TFL	YDS	SK	YDS	QBH	NO	YDS	LG	TD	PD	FF	FR	YDS	TK	S	A	FF	FR
2020	Steelers	1	0	0	0	0	0	0	0.0	0.0	0	0	0	0	1	0	0	0	2	2	0	0	0	0
NFL TOTALS		1	0	0	0	0	0	0	0.0	0.0	0	0	0	0	1	0	0	0	2	2	0	0	0	0

SINGLE-GAME HIGHS: DEFENSIVE

Total Tackles	6 at Buffalo Bills, Sep 12, 2021	Tackles For Loss	1 at Jacksonville Jaguars, Nov 22, 2020
	1 at Jacksonville Jaguars, Nov 22, 2020	Special Teams Tackles	2 at Tennessee Titans, Oct 25, 2020
Passes Defended	1 at Buffalo Bills, Sep 12, 2021		1 at Buffalo Bills, Sep 12, 2021
			...7 more at 1.

SINGLE-GAME HIGHS - POSTSEASON: DEFENSIVE

Passes Defended	1 vs. Cleveland Browns, Jan 10, 2021	Special Teams Tackles	2 vs. Cleveland Browns, Jan 10, 2021
-----------------	--------------------------------------	-----------------------	--------------------------------------

2020 GAME-BY-GAME REGULAR-SEASON STATISTICS (STEELERS)


DATE	OPPONENT	P/S	TACKLES							INTERCEPTIONS				O. FUMB			ST				MISC		W/L	SCORE		
			TK	S	A	SK	YDS	TFL	YDS	QBH	NO	YDS	LG	TD	PD	FF	FR	YDS	TK	S	A	FF			FR	S
09/14	at Giants	P	0	0	0	0.0	0.0	0	0	0	0	0	0	0	0	0	0	0	0	0	0	0	0	0	W	26-16
09/20	Broncos	P	0	0	0	0.0	0.0	0	0	0	0	0	0	0	0	0	0	0	0	0	0	0	0	0	W	26-21
09/27	Texans	P	0	0	0	0.0	0.0	0	0	0	0	0	0	0	0	0	0	0	0	0	0	0	0	0	W	28-21
10/11	Eagles	P	0	0	0	0.0	0.0	0	0	0	0	0	0	0	0	0	0	1	1	0	0	0	0	0	W	38-29
10/18	Browns	P	0	0	0	0.0	0.0	0	0	0	0	0	0	0	0	0	0	1	1	0	0	0	0	0	W	38-7
10/25	at Titans	P	0	0	0	0.0	0.0	0	0	0	0	0	0	0	0	0	0	2	2	0	0	0	0	0	W	27-24
11/01	at Ravens	P	0	0	0	0.0	0.0	0	0	0	0	0	0	0	0	0	0	0	0	0	0	0	0	0	W	28-24
11/08	at Cowboys	P	0	0	0	0.0	0.0	0	0	0	0	0	0	0	0	0	0	1	1	0	0	0	0	0	W	24-19
11/15	Bengals	P	0	0	0	0.0	0.0	0	0	0	0	0	0	0	0	0	0	0	0	0	0	0	0	0	W	36-10
11/22	at Jaguars	P	1	1	0	0.0	0.0	1	1	0	0	0	0	0	0	0	0	1	1	0	0	0	0	0	W	27-3
12/02	Ravens	P	0	0	0	0.0	0.0	0	0	0	0	0	0	0	0	0	0	1	0	1	0	0	0	0	W	19-14
12/07	Washington	P	0	0	0	0.0	0.0	0	0	0	0	0	0	0	0	0	0	0	0	0	0	0	0	0	L	17-23
12/13	at Bills	P	0	0	0	0.0	0.0	0	0	0	0	0	0	0	0	0	0	0	0	0	0	0	0	0	L	15-26
12/21	at Bengals	P	0	0	0	0.0	0.0	0	0	0	0	0	0	0	0	0	0	0	0	0	0	0	0	0	L	17-27
12/27	Colts	P	0	0	0	0.0	0.0	0	0	0	0	0	0	0	0	0	0	1	0	1	0	0	0	0	W	28-24
01/03	at Browns	P	0	0	0	0.0	0.0	0	0	0	0	0	0	0	0	0	0	1	0	1	0	0	0	0	L	22-24
2020 TOTALS			16-0	1	1	0	0.0	0.0	1	1	0	0	0	0	0	0	0	9	6	3	0	0	0	0	0	12-4

2021 GAME-BY-GAME REGULAR-SEASON STATISTICS (STEELERS)

DATE	OPPONENT	P/S	TACKLES							INTERCEPTIONS				O. FUMB			ST				MISC		W/L	SCORE		
			TK	S	A	SK	YDS	TFL	YDS	QBH	NO	YDS	LG	TD	PD	FF	FR	YDS	TK	S	A	FF			FR	S
09/12	at Bills	P	6	6	0	0.0	0.0	0	0	0	0	0	0	1	0	0	0	1	0	1	0	0	0	0	W	23-16
2021 TOTALS		1-0	6	6	0	0.0	0.0	0	0	0	0	0	0	1	0	0	0	1	0	1	0	0	0	0	1-0	

2020 GAME-BY-GAME POSTSEASON STATISTICS (STEELERS)

			TACKLES							INTERCEPTIONS					O. FUMB			ST				MISC						
DATE	OPPONENT	P/S	TK	S	A	SK	YDS	TFL	YDS	QBH	NO	YDS	LG	TD	PD	FF	FR	YDS	TK	S	A	FF	FR	S	A	W/L	SCORE	
01/10	Browns	P	0	0	0	0.0	0.0	0	0	0	0	0	0	0	1	0	0	0	2	2	0	0	0	0	0	L	37-48	
2020 TOTALS		1-0	0	0	0	0.0	0.0	0	0	0	0	0	0	0	1	0	0	0	2	2	0	0	0	0	0	0-1		



BEN ROETHLISBERGER

(Roeth-lis-ber-ger) QUARTERBACK

HEIGHT: 6-5 BIRTHPLACE Findlay, OH

WEIGHT: 240 HOW ACQUIRED: D1 '04

COLLEGE: Miami (OH) NFL EXPERIENCE: 18th year

BORN: Mar. 2, 1982 (39)

17 '11 '13 '14 '15 '16 '17 '05 '08

PRO CAREER

- ★ Career Regular-Season Record as a Starter: 157-74-1 (.679): 13-0 (1.000) in '04, 9-3 (.750) in '05, 7-8 (.467) in '06, 10-5 (.667) in '07, 12-4 (.750) in '08, 9-6 (.600) in '09, 9-3 (.750) in '10, 11-4 (.733) in '11, 7-6 (.538) in '12, 8-8 (.500) in '13, 11-5 (.688) in '14, 7-4 (.636) in '15, 10-4 (.714) in '16, 12-3 (.800) in '17, 9-6-1 (.594) in '18, 0-2 (.000) in '19, in '20, 12-3 (.800) and in '21, 1-0 (1.000).
- ★ Fifth player in NFL history to record 150 wins as a starting quarterback in the regular-season, joining Tom Brady, Brett Favre, Peyton Manning and Drew Brees
- ★ Fourth QB in NFL history (Tom Brady, Joe Montana and Terry Bradshaw) to win 100 games in the first 150 starts of his career
- ★ One of six quarterbacks in NFL history with at least 13 consecutive 3,000-passing yard seasons (Brett Favre: 18, Peyton Manning: 16, Drew Brees: 15, Philip Rivers: 15, Eli Manning 14)
- ★ Seventh quarterback in NFL history, 11th occurrence, to record 5,000 passing yards in a season (Drew Brees: 5, Tom Brady: 1, Patrick Mahomes: 1, Peyton Manning: 1, Dan Marino: 1, Matthew Stafford: 1, Jameis Winston 1).
- ★ Six-time Pro Bowl selection (2007, 2011, 2014-17)
- ★ Named AFC Player of the Month (November in 2013)
- ★ Named AFC Offensive Player of the Week 17 times in his career (Week 6 in 2004, Weeks 10 and 16 in 2007, Week 5 in 2008, Week 15 in 2009, Week 17 in 2010, Weeks 5 and 8 in 2011, Week 11 in 2013, Weeks 8-9 in 2014, Weeks 2 and 10 in 2015, Week 4 in 2016, Week 14 in 2017 and Weeks 3 and 10 in 2018)
- ★ Named the FedEx Air Player of the Week 14 times (Week 5 in 2006, Weeks 9 and 16 in 2007, Week 5 in 2008, Week 8 in 2011, Weeks 8-9 and 14-15 in 2014, Weeks 10, 13 and 15 in 2015, Week 5 in 2016 and Week 14 in 2017)
- ★ Named the Steelers' 2013 Walter Payton Man of the Year, an award that recognizes a player's off-the-field community service as well as his playing excellence
- ★ Earned Sunday ESPN NFL Primetime Game Ball honors for the Wild Card Game, Divisional Playoff and AFC Championship Game in 2005
- ★ Recipient of the 2010 and 2020 Pro Football Writers' "The Chief Award," which was established in honor of the Steelers' founder, Arthur J. Rooney, Sr., and is presented annually to the Steeler that best exemplifies the spirit of cooperation with the media
- ★ Named 2004 Offensive Rookie of the Year by the Associated Press, Sports Illustrated, The Sporting News, Pro Football Weekly, PFWA, Football Digest and Pepsi
- ★ Won the 2004 Joe Greene Great Performance Award given annually to the Steelers' top rookie
- ★ Named to Pro Football Weekly's and the PFWA's 2004 All-Rookie Team
- ★ Named Pepsi NFL Rookie of the Week (Weeks 3-6, 8, 9, 11, 13 and 16 of 2004)
- ★ Named NFL Rookie of the Month (October in 2004)

CAREER HIGHLIGHTS (REGULAR SEASON)

- ★ Has appeared in the most games at QB in franchise history (234), which ranks tied for 11th in NFL history.
- ★ Has started the most games at QB in franchise history (232), which ranks eighth in NFL history.
- ★ Has the most regular-season wins in franchise history (157), which ranks fifth in NFL history.
- ★ Holds career franchise regular-season records in numerous passing categories, including passing TDs (397), passing TDs of at least 60 yards (22), passing yards (60,536), passer rating (94.0), completions (5,068), pass attempts (7,870), completion percentage (64.4), yards per attempt (7.7), 300-yard passing games (72) and 3,000-yard passing seasons (14).

- ✦ Holds NFL records for most 500-yard passing games (three) and most 450-yard passing games (six).
- ✦ Ranks fourth in NFL history in 400-yard passing games (12), sixth in 300-yard passing games (66), sixth in completions (5,068), seventh in passing yards (60,536), eighth in attempts (7,870), eighth in passing TDs (397), 15th in completion percentage (64.0, min. 1,500 career pass attempts), 14th in quarterback rating (94.0, min. 1,500 career pass attempts) and 18th in pass yards/attempt (7.70, min. 1,500 career pass attempts).
- ✦ Is 25-2 all-time at home in October as a starter, the best winning percentage in in the Super Bowl era among QBs who have made at least 10 starts at home in October (.926).
- ✦ Is 22-5 in regular-season primetime games at Heinz Field, including 7-0 on Thursday night at home.
- ✦ Has thrown at least three TD passes in 54 regular-season games, which ranks eighth in NFL history
- ✦ Has registered 96 regular-season games as a starter with a passer rating over 100.0, which ranks seventh in NFL history
- ✦ Has orchestrated 46 regular-season gamewinning drives, which is a franchise record and ranks fifth in NFL history
- ✦ Has led the Steelers to an offensive scoring drive in the 4th quarter, with the team trailing by one score, to either tie or take the lead 35 times in his career, which is a franchise record and ranks fourth in NFL history
- ✦ Has registered at least four TD passes 16 times in his career, which is a franchise record and ranks eighth in NFL history
- ✦ Has led the Steelers to 59 victories as a starter when the game was decided by six points or less
- ✦ Has 59 victories as a starter when the game was decided by six points or less ranks fourth in NFL history
- ✦ His .620 (59-36-1) winning percentage as a starter when the game was decided by six points or less ranks second in NFL history (min. 50 career starts)
- ✦ Holds single-season franchise records in completions (452 in 2018), attempts (675 in 2018), TD passes (34 in 2018), passer rating (104.1 in 2007), completion percentage (68.0 in 2015), passing yards (5,129 in 2018), 300-yard games (nine in 2014) and games with a passer rating of 100.0 or more (10 in 2014).
- ✦ Holds single-game franchise records in passing yards (522, 10/26/14 vs. Indianapolis), completions (44, 12/10/17 vs. Baltimore), attempts (66, 12/10/17 vs. Baltimore), completion percentage (min. 20 attempts, 88.0, 11/8/18 vs. Carolina) and TD passes (six), which he did in back-to-back games in 2014 (10/26 vs. Indianapolis and 11/2 vs. Baltimore).
- ✦ Thrown for at least 3,000 passing yards in 14 seasons of his 16 seasons in the NFL, including 13 straight and 14 of the last 15 campaigns (2006-2018, 2020).
- ✦ Won 74 of his first 100 home games starts, which ties as the fourth-most in NFL history (Brady: 87, Brett Favre: 82, John Elway: 77, Peyton Manning: 74).
- ✦ Only the second QB in team history (Terry Bradshaw, 111) to reach 100 career wins in the regular season.
- ✦ Earned his 130th win as a starting QB in his 192nd start to mark the third-fewest starts in NFL history to win 130 games (Tom Brady: 168 and Peyton Manning: 189).
- ✦ Third quarterback in NFL history with at least 225 TD passes in career home games (226) – joining Drew Brees (281, Mercedes-Benz Superdome) and Tom Brady (258, Gillette Stadium)
- ✦ Thrown for at least 3,000 passing yards in 14 of his 17 seasons in the NFL, which ranks tied for sixth in NFL history
- ✦ Thrown for at least 3,500 passing yards in 10 of his 17 seasons in the NFL, including a franchise-record six consecutive seasons (2013-2018)
- ✦ His 10 seasons with 3,500 passing yards or more ranks tied for ninth in NFL history
- ✦ His four seasons of 30 or more TD passes rank tied for eighth in NFL history
- ✦ His nine seasons of 25 or more TD passes rank seventh in NFL history
- ✦ His 11 seasons of 20 or more TD passes, including eight consecutive years (2011-18), rank tied for ninth in NFL history
- ✦ Threw at least 15 TDs in each of his first 15 seasons, marking the most consecutive seasons to start a career with at least 15 passing TDs in NFL history
- ✦ Has registered at least five TD passes in a game six times in his career, becoming the fifth quarterback in NFL history to register at least five TD passes in six games in a career (Drew Brees: 11, Peyton Manning: 9, Tom Brady: 7, Dan Marino: 6).
- ✦ His 19 rushing TDs rank third in franchise quarterback history (Kordell Stewart, 35; Terry Bradshaw, 32)
- ✦ Has registered a perfect passer rating four times in his career – the most such games by an NFL quarterback in NFL history (min. 10 attempts)
- ✦ Only player in NFL history to record at least 500 passing yards three times (12/20/09 vs. Green Bay, 10/26/14 vs. Indianapolis, 12/10/17 vs. Baltimore)
- ✦ Threw at least one TD pass in 45 consecutive home games, which stands as the third-longest streak in NFL history (Tom Brady: 47 and Drew Brees: 60)

CAREER HIGHLIGHTS (POSTSEASON)

- ✦ In 17 seasons, has led the Steelers to 10 postseason berths, eight AFC North Championships, four AFC Championships and two Super Bowl victories in three championship game appearances, becoming the youngest quarterback to ever win a Super Bowl (23, Super Bowl XL), and the second-youngest quarterback to win his second Super Bowl (Tom Brady).
- ✦ Owns many franchise records for career postseason passing, including yards (5,757), TDs (34), attempts (744), completions (469), completion percentage (63.0), 300-yard games (six) and games with 30 or more completions (four)
- ✦ Has appeared in the most playoff games (22) in franchise history
- ✦ His 13 victories rank tied for seventh in NFL playoff history
- ✦ His 469 completions rank sixth in NFL playoff history
- ✦ His 744 attempts rank fifth in NFL playoff history
- ✦ His 5,757 passing yards rank fifth in NFL playoff history
- ✦ His 34 passing TDs rank seventh in NFL playoff history
- ✦ One of seven quarterbacks to reach 5,000 career passing yards in the postseason – joining Tom Brady, Peyton Manning, Brett Favre, Joe Montana, Aaron Rodgers and Drew Brees
- ✦ One of seven quarterbacks with at least 400 pass completions in the postseason history – Tom Brady, Peyton Manning, Brett Favre, Aaron Rodgers, Drew Brees and Joe Montana
- ✦ Has thrown a TD pass in 18 of his 22 career postseason games
- ✦ Second player in franchise playoff history to total at least 30 passing TDs with 34 (Terry Bradshaw, 30)
- ✦ Has recorded 10 multi-TD passing games in his postseason career, which is tied with Terry Bradshaw for the franchise record and ranks tied for sixth in NFL playoff history

2021 (STEELERS)

- ✦ Named an offensive captain for the 13th time (11th consecutive)

2020 (STEELERS)

- ✦ Named an offensive captain for the 12th time (10th consecutive)
- ✦ Set NFL playoff single-game records for both completions (47) and attempts (68) in the Wild Card defeat to Cleveland
- ✦ Became the second signal caller to ever throw for at least 500 yards in the playoffs
- ✦ His 501 yards passing against the Browns ranks second in single-game postseason history. QB Tom Brady owns the postseason record with 505 yards passing in Super Bowl XXXIX.
- ✦ Ranked third in the NFL in both attempts (608) and completions (399)
- ✦ Ranked tied for seventh in TD passes (33)
- ✦ In NFL history among quarterbacks in their 17th season in the NFL, ranked first in pass TDs (33), first in completions (399), first in attempts (608), fourth in pass yards (3,804), sixth in completion percentage (65.6%) and sixth in passer rating (94.1)

2019 (STEELERS)

- ✦ Named an offensive captain for the 11th time (ninth consecutive)

- ✦ Played in the first two games of the season before leaving the Week 2 contest vs. Seattle with a season-ending injury to his right arm

2018 (STEELERS)

- ✦ Threw for at least 250 yards and one TD in each of the Steelers' first 13 games in 2018, which set franchise record for consecutive games with at least 250 passing yards and a TD pass
- ✦ Threw for at least 5,000 passing yards in a season for the first time in his NFL career
- ✦ Only quarterback in NFL history to throw three TD passes of 94 yards or more
- ✦ Fourth quarterback in NFL history to throw three TD passes of 90 yards or more
- ✦ One of two quarterbacks in NFL history to start a season with a 13-game streak or more of games with at least 250 passing yards and a TD pass, joining Drew Brees: 16 (2011)
- ✦ Completed 452 passes to mark his sixth consecutive season with at least 300 completions (eighth overall), his second consecutive season with at least 350 completions (fourth overall), his second season with at least 400 completions and first season with 450 completions
- ✦ Threw for at least 250 yards and a TD in 15 of the Steelers' 16 games
- ✦ Opened the season with three consecutive 300-passing yard games for the first time in his NFL career
- ✦ Second Steeler to lead the NFL in both passing yards and completions (Jim Finks: 1955)

2017 (STEELERS)

- ✦ Became the eighth quarterback in NFL history to reach 50,000 regular-season passing yards
- ✦ Became the ninth player in NFL history to reach 4,000 regular-season pass completions
- ✦ Became the first quarterback in NFL history to have 40 or more completions in three regular season games (completed 44 passes against Baltimore on 12/10)
- ✦ Named an offensive team captain for the ninth time (seventh consecutive)
- ✦ Finished the season ranked fifth in passing yards (4,251), tied for fourth in completions (360) and tied for fifth in passing TDs (28)
- ✦ His 360 pass completions were the third-most by a Steeler in a single season
- ✦ His 4,251 passing yards in 2017 were the fourth-most by a Steeler in a single season
- ✦ Set then franchise single-game playoff records for passing attempts (58), pass completions (37), passing yards (469) and touchdown TDs (5)

2016 (STEELERS)

- ✦ Became the 10th quarterback in NFL history to throw at least 275 TD passes with one team
- ✦ Became the 11th quarterback in NFL history to reach 45,000 passing yards and eighth to do so with one team
- ✦ Reached 45,000 passing yards in his 179th career game, the fifth-fewest games in NFL history to hit that milestone
- ✦ Became the first player in NFL history to throw at least 500 completions to three teammates (Heath Miller, Hines Ward and Antonio Brown)
- ✦ Third active NFL quarterback to reach 50 road wins (Tom Brady and Drew Brees)
- ✦ Named an offensive team captain for the eighth time
- ✦ Finished in the top-10 in the NFL in three-TD games (7, T-3rd), passing TDs (29, 6th), pass plays of 25 yards or more (33, 8th) and 300-yard passing games (4, T-10th)
- ✦ Thrown at least 20 touchdowns in six straight seasons, a team record
- ✦ Reached 3,500 passing yards for the fourth straight season, extending his team record
- ✦ Started all three postseason games, setting the Steelers' record for most playoff games played (20).

2015 (STEELERS)

- ✦ Named an offensive team captain for the seventh time
- ✦ Totaled 3,938 passing yards during the regular season
- ✦ Reached 3,500 passing yards for the third straight season, extending his team record
- ✦ Did not start vs. Cleveland (11/15) but entered the game early in the first quarter due to an injury to QB Landry Jones and completed 22-of-33 passes for 379 yards with three TDs
- ✦ His 379 yards are the most in NFL history for a quarterback that did not start the game
- ✦ Has thrown at least 20 TDs in five straight seasons, a team record
- ✦ Started both postseason contests, finishing with a 93.3 passer rating, the second-highest in a single postseason in his career

2014 (STEELERS)

- ✦ Set an NFL record for the most TD passes in a two-game span (threw for 12 TDs in Weeks 8-9)
- ✦ Threw at least one TD in 30 consecutive regular-season games that he played in, a team record, which started 9/9/12 at Denver and ended 9/11/14 at Baltimore
- ✦ Became one of six quarterbacks in NFL history to earn wins against at least 31 other teams with a Week 15 victory at Atlanta
- ✦ Named offensive team captain for the sixth year
- ✦ Started all 16 games during the regular season for the third time in his career
- ✦ Became the first quarterback in team history to throw for at least 30 TDs in two seasons (2007 and 2014)
- ✦ Became the first quarterback in team history to throw for at least 4,000 yards in back-to-back seasons
- ✦ His 4,952 passing yards tied for the league lead (Drew Brees), and he joined Jim Finks (2,270 yards in 1955) as the only QBs in team history to lead or tie for the NFL lead in passing yards.

2013 (STEELERS)

- ✦ Named offensive team captain for the fifth year
- ✦ Started all 16 games for the second time in his career (2008)
- ✦ Tied Terry Bradshaw 11/28 at Baltimore and passed Bradshaw 12/8 vs. Miami for the most passing TDs during the regular season in franchise history
- ✦ Surpassed 30,000 career passing yards
- ✦ Passed Bradshaw (3,901) for the most pass attempts in franchise history
- ✦ Reached 200 TD passes to join Bradshaw, John Elway, Joe Montana, Tom Brady and Eli Manning as the only QBs in NFL history to have at least 200 TD passes and win at least two Super Bowls

2012 (STEELERS)

- ✦ Named offensive team captain for the fourth year
- ✦ Became the Steelers' all-time leader in passing yards during the regular season
- ✦ Marked the fifth straight season he recorded at least 3,200 passing yards
- ✦ Threw at least 20 TDs in back-to-back seasons for the first time in his career
- ✦ Recorded at least one TD pass in all 13 games he played, marking the first time in his career that he threw at least one TD in each game he played in the regular season

2011 (STEELERS)

- ✦ Became the first quarterback in franchise history to throw for more than 300 yards in three consecutive games (Weeks 7-9)
- ✦ Named offensive team captain for the third year

- ✦ Reached 25,000 career passing yards
- ✦ Passed Terry Bradshaw (2,025) for the most completions in franchise history

2010 (STEELERS)

- ✦ Finished third in the NFL during the regular season with an 8.23 yards-per-attempt average
- ✦ Recorded the longest run of his career (31 yards), and he added two rushing TDs
- ✦ Started all three postseason contests, helping lead the team to Super Bowl XLV

2009 (STEELERS)

- ✦ Broke single-season passing record, single-season completions record and the record for most 300-yard passing games
- ✦ Broke the single-game record for passing yards with 503 yards
- ✦ The 503 yards were the 10th highest total in league history
- ✦ Set the Steelers record for highest completion percentage in a single-season
- ✦ Joined Pro Hall of Famers Y.A. Tittle and Warren Moon as the only quarterbacks in the NFL to throw for at least 500 yards with three TDs and without an interception
- ✦ Became the first quarterback in team history to eclipse the 4,000-yard passing mark in a single season
- ✦ Became just the second QB in team history to reach 15,000 passing yards (15,337)
- ✦ Moved into second place on the team's all-time list for pass completions (1,222) ahead of Kordell Stewart (1,190)

2008 (STEELERS)

- ✦ Improved to 51-20 (.718 pct.) as a starter, the most wins in NFL history by a quarterback in his first five seasons
- ✦ His 51 wins in his first five seasons are the most by a QB in league history, surpassing such QBs as Otto Graham, Dan Marino, Tom Brady and John Elway
- ✦ Became the fifth QB since the NFL merger (1970) to lead his team to the conference title game in three of his first five seasons (Roger Staubach, Bernie Kosar, Tom Brady, Donovan McNabb)
- ✦ His eight playoff wins during his first five seasons trail only Brady (9) all-time
- ✦ Surpassed 1,000 career completions (1,189) during the October 19 win at Cincinnati and moved into second place on the team's all-time passing yardage list (14,974), passing Kordell Stewart (13,328) in Week 10 against the Colts
- ✦ Second-quarter TD pass to Santonio Holmes at Tennessee on December 21 was his 100th career TD pass
- ✦ With 3,301 passing yards, became the first quarterback in franchise history to top 3,000 yards in three consecutive seasons
- ✦ His 329 passing yards on December 21 at Tennessee gave him his franchise-best seventh career 300-yard passing performance

2007 (STEELERS)

- ✦ Passer rating of 104.1 was a franchise record and ranked second in the NFL behind Tom Brady
- ✦ Set a team record with TD passes in 15 straight games
- ✦ Broke the single-game completion percentage mark of 85.7% (18 of 21) in the Week 12 win over the Dolphins
- ✦ Tied a franchise record by passing for over 3,000 yards for the second consecutive year
- ✦ Set a career high and finished second in the league behind Vince Young with 204 rushing yards on 35 attempts (5.8 avg.)

2006 (STEELERS)

- ✦ Broke the team single-game record for completions as he posted 38 against Denver
- ✦ His 433 yards passing against Denver were the second-highest total in team history
- ✦ Passed Ed Brown (5,821) for 10th place on the Steelers all-time passing list with 6,051 career yards
- ✦ Passed Mike Tomczak (37) for ninth on the Steelers all-time touchdown passes list
- ✦ Passed Ed Brown (736) for 10th place on the Steelers' all-time list with 743 career attempts
- ✦ Set new career highs in attempts (54), completions (38) and yards (433)
- ✦ His 38 completions marks a new Steelers' single-game high, surpassing Neil O'Donnell's 34 at Chicago (Nov. 5, 1995)
- ✦ His 433 yards was the second-highest single-game total in Steelers' history (Tommy Maddox, 473, Nov. 10, 2002) and marked his first career 400-yard passing game
- ✦ His 54 attempts marked the third highest in Steelers' history

2005 (STEELERS)

- ✦ Youngest starting quarterback to win a Super Bowl (23-years old)
- ✦ Guided the Steelers to their first Super Bowl victory in 26 years
- ✦ Helped the Steelers become the first team in NFL history to win three road playoff games
- ✦ First quarterback in league history to lead his team to the conference championship game in each of his first two seasons

2004 (STEELERS)

- ✦ Broke Dan Marino's NFL rookie quarterback records for completion percentage (66.4) and passer rating (98.1)
- ✦ Set franchise records in completion percentage and passer rating
- ✦ First rookie quarterback in NFL history to post a 13-0 regular-season record

TRANSACTIONS

- ✦ Signed a one-year contract extension with Pittsburgh on Mar. 4, 2021
- ✦ Signed a two-year contract extension with the Steelers on Apr. 24, 2019
- ✦ Signed a four-year contract extension with Pittsburgh on Mar. 13, 2015
- ✦ Suspension lifted on Oct. 4, 2010
- ✦ Suspended four games for violating the NFL Personal Conduct Policy on Apr. 21, 2010
- ✦ Signed a six-year contract extension with the Steelers on Mar. 3, 2008
- ✦ Signed a six-year contract with Pittsburgh on Aug. 3, 2004
- ✦ Drafted by the Steelers in the first round (11th overall) of the 2004 NFL Draft

COLLEGE

- ✦ Three-year starter at Miami (Ohio) from 2001-03
- ✦ Rewrote virtually every school passing record in just 38 games
- ✦ Completed 854-of-1,304 passes (65.5%) for 10,829 yards with 84 TDs
- ✦ Set RedHawks' career record with 11,075 yards of total offense
- ✦ Third player in Mid-American Conference history to throw for over 3,000 yards in three seasons

- 10th player in MAC history to throw for over 10,000 yards in his career
- Eighth player in school history to earn All-America honors
- Punted 24 times for 963 yards (40.1 avg.), with 17 attempts downed inside the opponent's 20-yard line
- 2003 First-Team All-American selection by The NFL Draft Report
- 2003 Associated Press Third-Team All-American
- 2003 All-MAC First-Team
- 2003 MAC Most Valuable Player
- 2003 MAC Offensive Player of the Year
- Guided Miami (Ohio) to its first bowl appearance since 1986 and its first postseason victory in 28 seasons in 2003
- 2002 All-American honorable mention honors by The NFL Draft Report
- 2002 All-MAC Second-Team
- 2001 Football Writer's Association of America First-Team Freshman All-American
- 2001 All-MAC Second-Team
- First RedHawk to earn MAC Freshman of the Year since running back Deland McCullough in 1992
- Earned a bachelor's degree in education

PERSONAL

- Attended Findlay (Ohio) High School
- Started at quarterback for the varsity only as a senior
- Played wide receiver for varsity as a junior
- Played quarterback for the junior varsity team as a freshman and sophomore
- Earned Ohio's Division I Offensive Player of the Year as a senior in 1999
- Runner-up for 1999 Mr. Football honors in Ohio
- Set state records by throwing for 4,041 yards with 54 TDs during his senior campaign and also ran for seven TDs
- Named league, district and Toledo Blade Player of the Year
- Helped the team compile a 23-9 record, which included two league championships and a state playoff appearance
- Played in Ohio's North-South Game and the Ohio-Pennsylvania Big 33 All-Star game
- All-League and all-district performer in baseball and basketball
- Team captain in all three sports
- Son of Ken and Brenda Roethlisberger
- Married to Ashley and they have two sons, Benjamin Todd Jr. and Bodie, and one daughter, Baylee Marie
- Full name is Benjamin Todd Roethlisberger

REGULAR SEASON COMPARISON: PASSING - LAS VEGAS RAIDERS

DATE	OPP	W/L	GP/GS	C	ATT	YDS.	AVG.	TD	LG	INT	SK	SKYD	RTG
10/29/06	PIT @ OAK	L	S	25	37	301	8.1	1	49	4	5	30	61.7
12/6/09	PIT vs. OAK	L	S	18	24	278	11.6	2	57	1	1	9	123.3
11/21/10	PIT vs. OAK	W	S	18	29	275	9.5	3	52	0	2	6	127.8
9/23/12	PIT @ OAK	L	S	36	49	384	7.8	4	22	0	1	5	123.2
10/27/13	PIT @ OAK	L	S	29	45	275	6.1	1	33	2	5	34	70.1
11/8/15	PIT vs. OAK	W	S	24	44	334	7.6	2	59	1	1	11	84.8
12/9/18	PIT @ OAK	L	S	25	29	282	9.7	2	48	0	1	6	130.2
TOTALS		2/5	7/7	175	257	2,129	8.3	15	59	8	16	101	--

BEN ROETHLISBERGER'S NFL REGULAR SEASON PASSING STATISTICS

DATE	TEAM	GP	GS	ATT.	CMP.	PCT.	YDS	AVG.	TD	INT.	LG	SK	LST	RATE
2004	Steelers	14	13	295	196	66.4	2,621	8.9	17	11	58	30	213	98.1
2005	Steelers	12	12	268	168	62.7	2,385	8.9	17	9	85t	23	129	98.6
2006	Steelers	15	15	469	280	59.7	3,513	7.5	18	23	67t	46	280	75.4
2007	Steelers	15	15	404	264	65.3	3,154	7.8	32	11	83	47	347	104.1
2008	Steelers	16	16	469	281	59.9	3,301	7.0	17	15	65t	46	284	80.1
2009	Steelers	15	15	506	337	66.6	4,328	8.6	26	12	60t	50	348	100.5
2010	Steelers	12	12	389	240	61.7	3,200	8.2	17	5	56t	32	220	97.0
2011	Steelers	15	15	513	324	63.2	4,077	7.9	21	14	95t	40	269	90.1
2012	Steelers	13	13	449	284	63.3	3,265	7.3	26	8	82t	30	182	97.0
2013	Steelers	16	16	584	375	64.2	4,261	7.3	28	14	67	42	282	92.0
2014	Steelers	16	16	608	408	67.1	4,952	8.1	32	9	94t	33	172	103.3
2015	Steelers	12	11	469	319	68.0	3,938	8.4	21	16	69t	20	141	94.5
2016	Steelers	14	14	509	328	64.4	3,819	7.5	29	13	72t	17	141	95.4
2017	Steelers	15	15	561	360	64.2	4,251	7.6	28	14	97t	21	139	93.4
2018	Steelers	16	16	675	452	67.0	5,129	7.6	34	16	97t	24	166	96.5
2019	Steelers	2	2	62	35	56.5	351	5.7	0	1	45	2	7	66.0
2020	Steelers	15	15	608	399	65.6	3,803	6.3	33	10	84t	13	118	94.1
2021	Steelers	1	1	32	18	56.3	188	5.9	1	0	24	2	11	83.9
TOTALS		234	232	7,870	5,068	64.4	60,536	7.7	397	201	97T	518	3,449	94.0

BEN ROETHLISBERGER'S NFL POSTSEASON PASSING STATISTICS

DATE	TEAM	GP	GS	ATT.	CMP.	PCT.	YDS	AVG.	TD	INT.	LG	SK	LST	RATE
2004	Steelers	2	2	54	31	57.4	407	7.5	3	5	34	2	11	61.3
2005	Steelers	4	4	93	58	62.4	803	8.6	7	3	54	6	35	101.7
2007	Steelers	1	1	42	29	69.0	337	8.0	2	3	37t	6	40	79.2
2008	Steelers	3	3	89	54	60.7	692	7.8	3	1	65t	8	58	91.6
2010	Steelers	3	3	91	54	59.3	622	6.8	4	4	58	9	48	76.4
2011	Steelers	1	1	40	22	55.0	289	7.2	1	1	33	5	45	75.9
2014	Steelers	1	1	45	31	68.9	334	7.4	1	2	44	5	37	79.3
2015	Steelers	2	2	68	42	61.8	568	8.4	1	0	60	6	55	93.3
2016	Steelers	3	3	96	64	66.7	735	7.7	3	4	62t	2	15	82.6
2017	Steelers	1	1	58	37	63.8	469	8.1	5	1	43t	2	7	110.5
2020	Steelers	1	1	68	47	69.1	501	7.4	4	4	33	0	0	85.5
TOTALS		22	22	744	469	63.0	5,757	7.7	34	28	65T	51	351	86.4

BEN ROETHLISBERGER'S NFL REGULAR SEASON RUSHING STATISTICS

DATE	TEAM	NO.	YDS.	AVG.	LG	TD
2004	Steelers	56	144	2.6	20	1
2005	Steelers	31	69	2.2	13	3
2006	Steelers	32	98	3.1	20	2
2007	Steelers	35	204	5.8	30t	2
2008	Steelers	34	101	3.0	17	2
2009	Steelers	40	82	2.1	15	2
2010	Steelers	34	176	5.2	31	2
2011	Steelers	31	70	2.3	11	0
2012	Steelers	26	92	3.5	14	0
2013	Steelers	27	99	3.7	19	1
2014	Steelers	33	27	0.8	8	0
2015	Steelers	15	29	1.9	13	0
2016	Steelers	16	14	0.9	14	1
2017	Steelers	28	47	1.7	14	0
2018	Steelers	31	98	3.2	18	3
2019	Steelers	1	7	7.0	7	0
2020	Steelers	25	11	0.4	11	0
2021	Steelers	4	4	1.0	7	0
TOTALS		499	1,372	2.7	31	19

BEN ROETHLISBERGER'S NFL POSTSEASON RUSHING STATISTICS

DATE	TEAM	NO.	YDS.	AVG.	LG	TD
2004	Steelers	9	75	8.3	20	0
2005	Steelers	19	37	1.9	10	2
2007	Steelers	4	13	3.3	6	0
2008	Steelers	5	0	0.0	4	0
2010	Steelers	21	63	3.0	18	1
2011	Steelers	3	15	5.0	9	0
2014	Steelers	2	16	8.0	16	0
2015	Steelers	0	0	0.0	0	0
2016	Steelers	8	11	1.4	8	0
2017	Steelers	2	16	8.0	15	0
2020	Steelers	1	0	0.0	0	0
TOTALS		74	246	3.3	20	3

SINGLE-GAME HIGHS: QUARTERBACK

Pass Attempts	66 vs. Baltimore Ravens, Dec 10, 2017 60 vs. Kansas City Chiefs, Sep 16, 2018	Passer Rating	158.3 vs. Carolina Panthers, Nov 08, 2018 158.3 at St. Louis Rams, Dec 20, 2007 ...1 more at 158.3.
Pass Completions	44 vs. Baltimore Ravens, Dec 10, 2017 41 at Denver Broncos, Nov 25, 2018	Rush Attempts	9 at Cincinnati Bengals, Nov 21, 2004 7 vs. Carolina Panthers, Dec 23, 2010 ...1 more at 7.
Yards Passing	522 vs. Indianapolis Colts, Oct 26, 2014 506 vs. Baltimore Ravens, Dec 10, 2017	Rushing Yards	55 vs. Oakland Raiders, Nov 21, 2010 49 vs. Cleveland Browns, Nov 11, 2007
TD Passes	6 vs. Baltimore Ravens, Nov 02, 2014 6 vs. Indianapolis Colts, Oct 26, 2014	Longest Runs	30t vs. Cleveland Browns, Nov 11, 2007 22 vs. New York Jets, Dec 19, 2010
Long Passes	97t at Denver Broncos, Nov 25, 2018 97t at Detroit Lions, Oct 29, 2017	Rushing TDs	1 at Jacksonville Jaguars, Nov 18, 2018 1 at Baltimore Ravens, Nov 04, 2018 ...17 more at 1.
Completion Percentage	88.0 vs. Carolina Panthers, Nov 08, 2018 86.2 at Oakland Raiders, Dec 09, 2018	Rushing Average	5.4 at Cleveland Browns, Nov 14, 2004 1.8 at Cincinnati Bengals, Nov 21, 2004

SINGLE-GAME HIGHS - POSTSEASON: QUARTERBACK

Pass Attempts	68 vs. Cleveland Browns, Jan 10, 2021 58 vs. Jacksonville Jaguars, Jan 14, 2018 47 at New England Patriots, Jan 22, 2017 45 vs. Baltimore Ravens, Jan 03, 2015 42 vs. Jacksonville Jaguars, Jan 05, 2008	Passer Rating	148.7 at Cincinnati Bengals, Jan 08, 2006 124.9 at Denver Broncos, Jan 22, 2006 110.5 vs. Jacksonville Jaguars, Jan 14, 2018 105.3 vs. Miami Dolphins, Jan 08, 2017 101.8 vs. Baltimore Ravens, Jan 15, 2011
Pass Completions	47 vs. Cleveland Browns, Jan 10, 2021 37 vs. Jacksonville Jaguars, Jan 14, 2018 31 at New England Patriots, Jan 22, 2017 31 vs. Baltimore Ravens, Jan 03, 2015 29 vs. Jacksonville Jaguars, Jan 05, 2008	Rush Attempts	11 vs. New York Jets, Jan 23, 2011 7 vs. Seattle Seahawks, Feb 05, 2006 6 vs. Baltimore Ravens, Jan 15, 2011 5 at Indianapolis Colts, Jan 15, 2006 5 vs. New England Patriots, Jan 23, 2005
Yards Passing	501 vs. Cleveland Browns, Jan 10, 2021 469 vs. Jacksonville Jaguars, Jan 14, 2018 339 at Denver Broncos, Jan 17, 2016 337 vs. Jacksonville Jaguars, Jan 05, 2008 334 vs. Baltimore Ravens, Jan 03, 2015	Rushing Yards	45 vs. New England Patriots, Jan 23, 2005 31 at Green Bay Packers, Feb 06, 2011 30 vs. New York Jets, Jan 15, 2005 25 vs. Seattle Seahawks, Feb 05, 2006 21 vs. New York Jets, Jan 23, 2011
TD Passes	5 vs. Jacksonville Jaguars, Jan 14, 2018 4 vs. Cleveland Browns, Jan 10, 2021 3 at Cincinnati Bengals, Jan 08, 2006 2 vs. Miami Dolphins, Jan 08, 2017 2 at Green Bay Packers, Feb 06, 2011 ...5 more at 2.	Longest Runs	20 vs. New York Jets, Jan 15, 2005 18 at Green Bay Packers, Feb 06, 2011 16 vs. Baltimore Ravens, Jan 03, 2015 15 vs. Jacksonville Jaguars, Jan 14, 2018 13 vs. New England Patriots, Jan 23, 2005
Long Passes	65t vs. Baltimore Ravens, Jan 18, 2009 62t vs. Miami Dolphins, Jan 08, 2017 60 at Cincinnati Bengals, Jan 09, 2016 58 at Denver Broncos, Jan 17, 2016 58 vs. Baltimore Ravens, Jan 15, 2011	Rushing TDs	1 vs. New York Jets, Jan 23, 2011 1 vs. Seattle Seahawks, Feb 05, 2006 1 at Denver Broncos, Jan 22, 2006
Completion Percentage	73.7 at Cincinnati Bengals, Jan 08, 2006 72.4 at Denver Broncos, Jan 22, 2006 72.2 vs. Miami Dolphins, Jan 08, 2017 70.0 at Arizona Cardinals, Feb 01, 2009 69.1 vs. Cleveland Browns, Jan 10, 2021		

300-YARD PASSING GAMES (66): REGULAR SEASON

DATE	TEAM	NO.	YDS.	AVG.	LG	TD
12/18/04	at Giants	18	316	17.6	40	1
12/04/05	BENGALS	29	386	13.3	41	3
10/29/06	at Raiders	25	301	12.0	49	1
11/05/06	BRONCOS	38	433	11.4	63	1
10/05/08	at Jaguars	26	309	11.9	48t	3
11/16/08	CHARGERS	31	308	9.9	30	0
12/21/08	at Titans	25	329	13.2	31t	2
09/10/09	TITANS	33	363	11.0	34t	1
10/04/09	CHARGERS	26	333	12.8	35	2
10/18/09	BROWNS	23	417	18.1	52t	2
11/22/09	at Chiefs	32	398	12.4	41	3
12/20/09	PACKERS	29	503	17.3	60t	3
10/24/10	at Dolphins	19	302	15.9	53t	2
11/14/10	PATRIOTS	30	387	12.9	33t	3
12/23/10	PANTHERS	22	320	14.5	43t	1
09/25/11	at Colts	25	364	14.6	81t	1
10/23/11	at Cardinals	26	361	13.9	95t	3
10/30/11	PATRIOTS	36	365	10.1	26	2
11/06/11	RAVENS	20	330	16.5	32	1
12/19/11	at 49ers	25	330	13.2	39	0
09/23/12	at Raiders	36	384	10.7	22t	4
10/11/12	at Titans	24	363	15.1	82t	1
12/16/12	at Cowboys	24	339	14.1	60	2
09/22/13	BEARS	26	406	15.6	45	2
09/29/13	at Vikings	36	383	10.6	36	1
11/03/13	at Patriots	28	400	14.3	42	4
11/17/13	LIONS	29	367	12.7	47t	4
12/08/13	DOLPHINS	23	349	15.2	67	3
09/07/14	BROWNS	23	365	15.9	41	1
09/28/14	BUCCANEERS	29	314	10.8	31	3
10/26/14	COLTS	40	522	13.1	52	6
11/02/14	RAVENS	25	340	13.6	54t	6
11/09/14	at Jets	30	343	11.4	80t	1
11/30/14	SAINTS	32	435	13.6	48	2
12/07/14	at Bengals	25	350	14.0	94t	3
12/14/14	at Falcons	27	360	13.3	44	0
12/28/14	BENGALS	24	317	13.2	63t	2
09/10/15	at Patriots	26	351	13.5	43	1
09/20/15	49ERS	21	369	17.6	59	3
11/08/15	RAIDERS	24	334	13.9	59	2
11/15/15	BROWNS	22	379	17.2	64	3
11/29/15	at Seahawks	36	456	12.7	69t	1
12/06/15	COLTS	24	364	15.2	68t	4
12/20/15	BRONCOS	40	380	9.5	23t	3
01/03/16	at Browns	24	349	14.5	66	3
09/12/16	at Washington	27	300	11.1	42	3
10/02/16	CHIEFS	22	300	13.6	47	5
10/09/16	JETS	34	380	11.2	72t	4
11/13/16	COWBOYS	37	408	11.0	44	3
10/08/17	JAGUARS	33	312	9.5	49	0
10/29/17	at Lions	17	317	18.6	97t	1
11/26/17	PACKERS	33	351	10.6	39	4
12/10/17	RAVENS	44	506	11.5	57	2
09/09/18	at Browns	23	335	14.6	67	1
09/16/18	CHIEFS	39	452	11.6	46	3
09/24/18	at Buccaneers	30	353	11.8	75t	3
10/14/18	at Bengals	32	369	11.5	48	1
11/08/18	PANTHERS	22	328	14.9	75t	5
11/18/18	at Jaguars	27	314	11.6	78t	2
11/25/18	at Broncos	41	462	11.3	97t	1
12/23/18	at Saints	33	380	11.5	49	3
09/20/20	BRONCOS	29	311	10.7	84t	2
11/08/20	at Cowboys	29	306	10.6	42	3
11/15/20	BENGALS	27	333	12.3	46	4
12/07/20	WASHINGTON	33	305	9.2	50t	2
12/27/20	COLTS	34	341	10.0	39t	3

300-YARD PASSING GAMES (6): POSTSEASON

DATE	TEAM	NO.	YDS.	AVG.	LG	TD
01/05/08	JAGUARS	29	337	11.6	37t	2
01/03/15	RAVENS	31	334	10.8	44	1
01/17/16	at Broncos	24	339	14.1	58	0
01/22/17	at Patriots	31	314	10.1	30t	1
01/14/18	JAGUARS	37	469	12.7	43t	5
01/10/21	BROWNS	47	501	10.7	33	4

2004 GAME-BY-GAME REGULAR-SEASON STATISTICS (STEELERS)

DATE	OPPONENT	P/S	PASSING											RUSHING					W/L	SCORE
			ATT	CMP	YDS	PCT	Y/A	Y/C	TD	INT	LG	SK/YD	RATE	ATT	YDS	LG	TD			
09/12	Raiders								INACTIVE									W	24-21	
09/19	at Ravens	P	20	12	176	60.0	8.8	14.7	2	2	58	2/16	82.5	0	0	0	0	L	13-30	
09/26	at Dolphins	S	22	12	163	54.5	7.4	13.6	1	0	42	1/2	74.6	1	2	2	0	W	13-3	
10/03	Bengals	S	25	17	174	68.0	7.0	10.2	1	0	30	1/6	101.1	4	2	3	0	W	28-17	
10/10	Browns	S	21	16	231	76.2	11.0	14.4	1	1	48	0/0	107.4	6	13	9	1	W	34-23	
10/17	at Cowboys	S	25	21	193	84.0	7.7	9.2	2	0	32	3/21	125.5	2	8	9	0	W	24-20	
10/31	Patriots	S	24	18	196	75.0	8.2	10.9	2	0	47f	0/0	126.4	5	3	5	0	W	34-20	
11/07	Eagles	S	18	11	183	61.1	10.2	16.6	2	1	47	2/15	109.3	6	10	16	0	W	27-3	
11/14	at Browns	S	16	10	134	62.5	8.4	13.4	0	1	22	2/14	63.0	7	38	20	0	W	24-10	
11/21	at Bengals	S	21	15	138	71.4	6.6	9.2	1	0	26	7/54	104.9	9	16	4	0	W	19-14	
11/28	Washington	S	20	9	131	45.0	6.6	14.6	0	0	27	4/31	66.9	6	4	3	0	W	16-7	
12/05	at Jaguars	S	17	14	221	82.4	13.0	15.8	2	0	37f	3/25	158.0	3	40	20	0	W	17-16	
12/12	Jets	S	19	9	144	47.4	7.6	16.0	0	2	46	2/12	33.6	4	-2	1	0	W	17-6	
12/18	at Giants	S	28	18	316	64.3	11.3	17.6	1	2	40	3/17	84.8	1	-1	-1	0	W	33-30	
12/26	Ravens	S	19	14	221	73.7	11.6	15.8	2	1	36f	0/0	125.1	2	11	9	0	W	20-7	
01/02	at Bills								INACTIVE									W	29-24	
2004 TOTALS			14-13	295	196	2,621	66.4	8.9	13.4	17	11	58	30/213	98.1	56	144	20	1	15-1	

2005 GAME-BY-GAME REGULAR-SEASON STATISTICS (STEELERS)

DATE	OPPONENT	P/S	PASSING											RUSHING					W/L	SCORE
			ATT	CMP	YDS	PCT	Y/A	Y/C	TD	INT	LG	SK/YD	RATE	ATT	YDS	LG	TD			
09/11	Titans	S	11	9	218	81.8	19.8	24.2	2	0	63t	0/0	158.3	3	5	5	0	W	34-7	
09/18	at Texans	S	21	14	254	66.7	12.1	18.1	2	0	54	1/1	139.8	0	0	0	0	W	27-7	
09/25	Patriots	S	28	12	216	42.9	7.7	18.0	2	0	85t	4/26	93.8	3	17	10	0	L	20-23	
10/10	at Chargers	S	26	17	225	65.4	8.7	13.2	1	0	33	3/18	105.4	2	15	8	1	W	24-22	
10/16	Jaguars								INACTIVE									L	17-23+	
10/23	at Bengals	S	14	9	93	64.3	6.6	10.3	2	1	21	1/10	93.2	4	-5	-1	0	W	27-13	
10/31	Ravens	S	30	18	177	60.0	5.9	9.8	2	1	23	2/17	85.0	4	4	3	0	W	20-19	
11/06	at Packers								INACTIVE									W	20-10	
11/13	Browns								INACTIVE									W	34-21	
11/20	at Ravens								INACTIVE									L	13-16+	
11/28	at Colts	S	26	17	133	65.4	5.1	7.8	1	2	35	3/22	58.7	3	21	13	0	L	7-26	
12/04	Bengals	S	41	29	386	70.7	9.4	13.3	3	3	41	2/7	94.2	1	2	2	0	L	31-38	
12/11	Bears	S	20	13	173	65.0	8.7	13.3	1	0	45	0/0	109.0	2	-2	-1	0	W	21-9	
12/18	at Vikings	S	15	10	149	66.7	9.9	14.9	0	0	50	4/16	99.0	6	7	9	1	W	18-3	
12/24	at Browns	S	20	13	226	65.0	11.3	17.4	1	0	46	2/9	120.0	0	0	0	0	W	41-0	
01/01	Lions	S	16	7	135	43.8	8.4	19.3	0	2	43	1/3	34.1	3	5	7f	1	W	35-21	
2005 TOTALS			12-12	268	168	2,385	62.7	8.9	14.2	17	9	85T	23/129	98.6	31	69	13	3	11-5	

+ - Overtime

2006 GAME-BY-GAME REGULAR-SEASON STATISTICS (STEELERS)

DATE	OPPONENT	P/S	PASSING											RUSHING					W/L	SCORE
			ATT	CMP	YDS	PCT	Y/A	Y/C	TD	INT	LG	SK/YD	RATE	ATT	YDS	LG	TD			
09/07	Dolphins								INACTIVE									W	28-17	
09/18	at Jaguars	S	32	17	141	53.1	4.4	8.3	0	2	18	2/14	38.7	1	0	0	0	L	0-9	
09/24	Bengals	S	39	18	208	46.2	5.3	11.6	0	3	36	3/13	30.7	1	-1	-1	0	L	20-28	
10/08	at Chargers	S	31	20	220	64.5	7.1	11.0	0	2	32	5/23	58.5	0	0	0	0	L	13-23	
10/15	Chiefs	S	19	16	238	84.2	12.5	14.9	2	0	50	1/6	153.8	1	0	0	0	W	45-7	
10/22	at Falcons	S	22	16	238	72.7	10.8	14.9	3	0	36	3/15	147.3	3	-2	0	0	L	38-41+	
10/29	at Raiders	S	37	25	301	67.6	8.1	12.0	1	4	49	5/30	61.7	1	5	5	0	L	13-20	
11/05	Broncos	S	54	38	433	70.4	8.0	11.4	1	3	63	4/30	77.2	3	9	4	0	L	20-31	
11/12	Saints	S	28	17	264	60.7	9.4	15.5	3	0	46	2/14	127.7	2	1	2	0	W	38-31	
11/19	at Browns	S	44	25	272	56.8	6.2	10.9	2	3	23	2/11	61.9	2	20	13	0	W	24-20	
11/26	at Ravens	S	41	21	214	51.2	5.2	10.2	0	2	27	9/73	46.2	1	-1	-1	0	L	0-27	
12/03	Buccaneers	S	25	12	198	48.0	7.9	16.5	2	1	36	1/7	85.1	2	2	1	0	W	20-3	
12/07	Browns	S	21	11	225	52.4	10.7	20.5	1	0	49f	0/0	106.2	3	4	3	1	W	27-7	
12/17	at Panthers	S	17	10	125	58.8	7.4	12.5	1	0	21	3/22	101.3	5	12	8	1	W	37-3	
12/24	Ravens	S	31	15	156	48.4	5.0	10.4	1	2	31	5/17	47.2	4	33	20	0	L	7-31	
12/31	at Bengals	S	28	19	280	67.9	10.0	14.7	1	1	67f	1/5	97.3	3	16	11	0	W	23-17+	
2006 TOTALS			15-15	469	280	3,513	59.7	7.5	12.5	18	23	67f	46/280	75.4	32	98	20	2	8-8	

+ - Overtime

2007 GAME-BY-GAME REGULAR-SEASON STATISTICS (STEELERS)

DATE	OPPONENT	P/S	PASSING											RUSHING					W/L	SCORE
			ATT	CMP	YDS	PCT	Y/A	Y/C	TD	INT	LG	SK/YD	RATE	ATT	YDS	LG	TD			
09/09	at Browns	S	23	12	161	52.2	7.0	13.4	4	0	40t	1/2	114.3	1	2	2	0	W	34-7	
09/16	Bills	S	34	21	242	61.8	7.1	11.5	1	1	30	1/6	80.8	1	10	10	0	W	26-3	
09/23	49ers	S	20	13	160	65.0	8.0	12.3	1	0	29	2/15	106.2	1	18	18	0	W	37-16	
09/30	at Cardinals	S	32	17	244	53.1	7.6	14.4	2	2	43t	4/39	72.9	4	26	16	0	L	14-21	
10/07	Seahawks	S	22	18	206	81.8	9.4	11.4	1	0	25	3/27	120.8	1	1	1	0	W	21-0	
10/21	at Broncos	S	35	24	290	68.6	8.3	12.1	4	2	40	4/30	108.0	3	20	11	0	L	28-31	
10/28	at Bengals	S	26	19	230	73.1	8.8	12.1	2	1	42	1/0	109.5	2	9	9	0	W	24-13	
11/05	Ravens	S	16	13	209	81.3	13.1	16.1	5	0	45	3/22	158.3	0	0	0	0	W	38-7	
11/11	Browns	S	34	23	278	67.6	8.2	12.1	2	1	22	4/36	99.9	5	49	30t	1	W	31-28	
11/18	at Jets	S	25	15	195	60.0	7.8	13.0	1	1	27	7/44	81.2	2	5	6	0	L	16-19+	
11/26	Dolphins	S	21	18	165	85.7	7.9	9.2	0	1	21	5/33	79.6	1	1	1	0	W	3-0	
12/02	Bengals	S	32	21	184	65.6	5.8	8.8	2	2	19	0/0	75.5	6	13	6t	1	W	24-10	
12/09	at Patriots	S	32	19	187	59.4	5.8	9.8	1	0	32t	3/19	86.3	4	24	9	0	L	13-34	
12/16	Jaguars	S	32	15	142	46.9	4.4	9.5	3	0	30t	5/40	90.9	2	15	11	0	L	22-29	
12/20	at Rams	S	20	16	261	80.0	13.1	16.3	3	0	83	4/34	158.3	2	11	9	0	W	41-24	
12/30	at Ravens								INACTIVE									L	21-27	
2007 TOTALS			15-15	404	264	3,154	65.3	7.8	11.9	32	11	83	47/347	104.1	35	204	30T	2	10-6	

2008 GAME-BY-GAME REGULAR-SEASON STATISTICS (STEELERS)

PASSING														RUSHING					W/L	SCORE
DATE	OPPONENT	P/S	ATT	CMP	YDS	PCT	Y/A	Y/C	TD	INT	LG	SK/YD	RATE	ATT	YDS	LG	TD			
09/07	Texans	S	14	13	137	92.9	9.8	10.5	2	0	29	2/15	147.0	2	17	17	0	W	38-17	
09/14	at Browns	S	20	13	179	65.0	9.0	13.8	1	0	48	2/15	110.2	1	0	0	0	W	10-6	
09/21	at Eagles	S	25	13	131	52.0	5.2	10.1	0	1	16	8/35	50.6	4	6	2	0	L	6-15	
09/29	Ravens	S	24	14	191	58.3	8.0	13.6	1	1	49	3/23	80.4	2	3	4	0	W	23-20+	
10/05	at Jaguars	S	41	26	309	63.4	7.5	11.9	3	1	48t	3/23	100.6	2	2	3	0	W	26-21	
10/19	at Bengals	S	28	17	216	60.7	7.7	12.7	2	0	50t	0/0	108.6	2	-1	0	0	W	38-10	
10/26	Giants	S	29	13	189	44.8	6.5	14.5	1	4	65t	5/35	38.5	1	3	3	0	L	14-21	
11/03	at Washington	S	17	5	50	29.4	2.9	10.0	0	1	14	3/6	15.1	1	1	1t	1	W	23-6	
11/09	Colts	S	41	29	280	70.7	6.8	9.7	0	3	41	2/13	59.0	1	-1	-1	0	L	20-24	
11/16	Chargers	S	41	31	308	75.6	7.5	9.9	0	0	30	4/22	96.4	0	0	0	0	W	11-10	
11/20	Bengals	S	30	17	243	56.7	8.1	14.3	1	0	37	0/0	94.2	3	13	8t	1	W	27-10	
11/30	at Patriots	S	33	17	179	51.5	5.4	10.5	2	1	21	1/7	75.2	3	6	5	0	W	33-10	
12/07	Cowboys	S	33	17	204	51.5	6.2	12.0	1	0	47	5/36	80.9	5	17	9	0	W	20-13	
12/14	at Ravens	S	40	22	246	55.0	6.2	11.2	1	0	30	3/26	81.9	4	21	9	0	W	13-9	
12/21	at Titans	S	39	25	329	64.1	8.4	13.2	2	2	31t	5/28	86.4	3	14	9	0	L	14-31	
12/28	Browns	S	14	9	110	64.3	7.9	12.2	0	1	24	0/0	88.6	0	0	0	0	W	31-0	
2008 TOTALS			16-16	469	281	3,301	59.9	7.0	11.7	17	15	65T	46/284	80.1	34	101	17	2	12-4	
+/- Overtime																				

+ - Overtime

2009 GAME-BY-GAME REGULAR-SEASON STATISTICS (STEELERS)

DATE	OPPONENT	P/S	PASSING											RUSHING					W/L	SCORE
			ATT	CMP	YDS	PCT	Y/A	Y/C	TD	INT	LG	SK/YD	RATE	ATT	YDS	LG	TD			
09/10	Titans	S	43	33	363	76.7	8.4	11.0	1	2	34t	4/42	89.6	1	3	3	0	W	13-10+	
09/20	at Bears	S	35	23	221	65.7	6.3	9.6	1	1	24	2/18	80.8	3	6	5	1	L	14-17	
09/27	at Bengals	S	31	22	276	71.0	8.9	12.5	1	1	51	1/5	95.6	2	3	2	1	L	20-23	
10/04	Chargers	S	33	26	333	78.8	10.1	12.8	2	0	35	3/19	128.9	4	3	3	0	W	38-28	
10/11	at Lions	S	30	23	277	76.7	9.2	12.0	3	1	47t	3/15	123.9	4	-3	0	0	W	28-20	
10/18	Browns	S	35	23	417	65.7	11.9	18.1	2	1	52t	3/14	113.6	6	11	13	0	W	27-14	
10/25	Vikings	S	26	14	175	53.8	6.7	12.5	1	0	45	4/23	87.8	1	2	2	0	W	27-17	
11/09	at Broncos	S	29	21	233	72.4	8.0	11.1	3	1	35	3/31	116.0	2	-3	-1	0	W	28-10	
11/15	Bengals	S	40	20	174	50.0	4.4	8.7	0	1	21	4/28	51.5	2	16	15	0	L	12-18	
11/22	at Chiefs	S	42	32	398	76.2	9.5	12.4	3	2	41	2/13	109.0	1	4	4	0	L	24-27+	
11/29	at Ravens	S	INACTIVE																L	17-20+
12/06	Raiders	S	24	18	278	75.0	11.6	15.4	2	1	57	1/9	123.3	3	7	8	0	L	24-27	
12/10	at Browns	S	32	18	201	56.3	6.3	11.2	0	0	24	8/60	75.1	3	12	10	0	L	6-13	
12/20	Packers	S	46	29	503	63.0	10.9	17.3	3	0	60t	5/31	121.9	1	7	7	0	W	37-36	
12/27	Ravens	S	33	17	259	51.5	7.8	15.2	1	1	45	4/21	75.2	3	-3	-1	0	W	23-20	
01/03	at Dolphins	S	27	18	220	66.7	8.1	12.2	3	0	54t	3/19	128.6	4	17	13	0	W	30-24	
2009 TOTALS			15-15	506	337	4,328	66.6	8.6	12.8	26	12	60T	50/348	100.5	40	82	15	2	9-7	

+ - Overtime

2010 GAME-BY-GAME REGULAR-SEASON STATISTICS (STEELERS)

			PASSING											RUSHING						
DATE	OPPONENT	P/S	ATT	CMP	YDS	PCT	Y/A	Y/C	TD	INT	LG	SK/YD	RATE	ATT	YDS	LG	TD	W/L	SCORE	
09/12	Falcons		NOT ON ROSTER																W	15-9+
09/19	at Titans		NOT ON ROSTER																W	19-11
09/26	at Buccaneers		NOT ON ROSTER																W	38-13
10/03	Ravens		NOT ON ROSTER																L	14-17
10/17	Browns	S	27	16	257	59.3	9.5	16.1	3	1	50	0/0	112.7	1	5	5	0	W	28-10	
10/24	at Dolphins	S	27	19	302	70.4	11.2	15.9	2	0	53t	3/12	132.0	5	1	2	0	W	23-22	
10/31	at Saints	S	28	17	195	60.7	7.0	11.5	0	1	25	3/24	66.8	1	-1	-1	0	L	10-20	
11/08	at Bengals	S	27	17	163	63.0	6.0	9.6	1	1	35	1/9	76.6	5	13	12	0	W	27-21	
11/14	Patriots	S	49	30	387	61.2	7.9	12.9	3	1	33t	5/38	97.9	1	12	12	0	L	26-39	
11/21	Raiders	S	29	18	275	62.1	9.5	15.3	3	0	52t	2/6	127.8	3	55	31	1	W	35-3	
11/28	at Bills	S	33	20	246	60.6	7.5	12.3	0	0	26	5/26	83.6	1	18	18	0	W	19-16+	
12/05	at Ravens	S	38	22	253	57.9	6.7	11.5	1	1	28	3/19	75.9	1	-1	-1	0	W	13-10	
12/12	Bengals	S	33	21	258	63.6	7.8	12.3	0	0	33	4/27	87.7	3	23	13	0	W	23-7	
12/19	Jets	S	44	23	264	52.3	6.0	11.5	1	0	29	3/32	78.2	2	25	22	0	L	17-22	
12/23	Panthers	S	32	22	320	68.8	10.0	14.5	1	0	43t	3/27	111.5	7	2	3	1	W	27-3	
01/02	at Browns	S	22	15	280	68.2	12.7	18.7	2	0	56t	0/0	141.3	4	24	10	0	W	41-9	
2010 TOTALS			12-12	389	240	3,200	61.7	8.2	13.3	17	5	56T	32/220	97.0	34	176	31	2	12-4	

+ - Overtime

2011 GAME-BY-GAME REGULAR-SEASON STATISTICS (STEELERS)

PASSING														RUSHING						
DATE	OPPONENT	P/S	ATT	CMP	YDS	PCT	Y/A	Y/C	TD	INT	LG	SK/YD	RATE	ATT	YDS	LG	TD	W/L	SCORE	
09/11	at Ravens	S	41	22	280	53.7	6.8	12.7	1	3	31	4/34	52.9	1	9	9	0	L	7-35	
09/18	Seahawks	S	30	22	298	73.3	9.9	13.5	1	0	53	2/16	115.7	5	8	7	0	W	24-0	
09/25	at Colts	S	37	25	364	67.6	9.8	14.6	1	1	81t	3/23	97.1	5	15	11	0	W	23-20	
10/02	at Texans	S	30	16	206	53.3	6.9	12.9	0	1	40	5/28	61.3	2	11	8	0	L	10-17	
10/09	Titans	S	34	24	228	70.6	6.7	9.5	5	1	40t	1/4	116.2	0	0	0	0	W	38-17	
10/16	Jaguars	S	23	12	200	52.2	8.7	16.7	1	0	48	3/15	96.3	3	9	7	0	W	17-13	
10/23	at Cardinals	S	39	26	361	66.7	9.3	13.9	3	0	95t	2/7	121.8	2	-2	-1	0	W	32-20	
10/30	Patriots	S	50	36	365	72.0	7.3	10.1	2	1	26	5/36	97.5	2	1	2	0	W	25-17	
11/06	Ravens	S	37	20	330	54.1	8.9	16.5	1	1	32	1/8	82.0	3	13	8	0	L	20-23	
11/13	at Bengals	S	33	21	245	63.6	7.4	11.7	1	1	26	5/22	83.5	3	-2	0	0	W	24-17	
11/27	at Chiefs	S	31	21	193	67.7	6.2	9.2	1	1	34	1/11	81.8	4	8	7	0	W	13-9	
12/04	Bengals	S	23	15	176	65.2	7.7	11.7	2	0	45	2/13	117.3	0	0	0	0	W	35-7	
12/08	Browns	S	21	16	280	76.2	13.3	17.5	2	1	79t	1/5	129.6	0	0	0	0	W	14-3	
12/19	at 49ers	S	44	25	330	56.8	7.5	13.2	0	3	39	3/25	52.3	1	0	0	0	L	3-20	
12/24	Rams		INACTIVE																W	27-0
01/01	at Browns	S	40	23	221	57.5	5.5	9.6	0	0	40	2/22	73.0	0	0	0	0	W	13-9	
2011 TOTALS			15-15	513	324	4,077	63.2	7.9	12.6	21	14	95t	40/269	90.1	31	70	11	0	12-4	

2012 GAME-BY-GAME REGULAR-SEASON STATISTICS (STEELERS)

			PASSING											RUSHING						
DATE	OPPONENT	P/S	ATT	CMP	YDS	PCT	Y/A	Y/C	TD	INT	LG	SK/YD	RATE	ATT	YDS	LG	TD	W/L	SCORE	
09/09	at Broncos	S	40	22	245	55.0	6.1	11.1	2	1	27	5/36	79.7	2	4	2	0	L	19-31	
09/16	Jets	S	31	24	275	77.4	8.9	11.5	2	0	37t	3/10	125.1	0	0	0	0	W	27-10	
09/23	at Raiders	S	49	36	384	73.5	7.8	10.7	4	0	22t	1/5	123.2	1	8	8	0	L	31-34	
10/07	Eagles	S	38	22	220	57.9	5.8	10.0	1	0	20	0/0	83.2	3	14	9	0	W	16-14	
10/11	at Titans	S	40	24	363	60.0	9.1	15.1	1	1	82t	1/7	87.8	1	14	14	0	L	23-26	
10/21	at Bengals	S	37	27	278	73.0	7.5	10.3	1	1	31	3/14	91.9	1	-1	-1	0	W	24-17	
10/28	Washington	S	33	24	222	72.7	6.7	9.3	3	0	27	0/0	121.0	2	6	3	0	W	27-12	
11/04	at Giants	S	30	21	216	70.0	7.2	10.3	2	1	51t	4/25	98.8	4	-1	5	0	W	24-20	
11/12	Chiefs	S	18	9	84	50.0	4.7	9.3	1	0	20	1/3	81.7	1	14	14	0	W	16-13+	
11/18	Ravens		ON INACTIVE LIST															L	10-13	
11/25	at Browns		INACTIVE															L	14-20	
12/02	at Ravens		INACTIVE															W	23-20	
12/09	Chargers	S	42	22	285	52.4	6.8	13.0	3	1	40t	2/14	87.9	5	31	10	0	L	24-34	
12/16	at Cowboys	S	40	24	339	60.0	8.5	14.1	2	1	60	4/20	93.6	2	2	3	0	L	24-27+	
12/23	Bengals	S	28	14	220	50.0	7.9	15.7	1	2	60t	4/35	58.6	2	3	4	0	L	10-13	
12/30	Browns	S	23	15	134	65.2	5.8	8.9	3	0	16	2/13	120.3	2	-2	-1	0	W	24-10	
2012 TOTALS		13-13	449	284	3,265	63.3	7.3	11.5	26	8	82T	30/182	97.0	26	92	14	0	8-8		
+ Overtime																				

+ Overtime

2013 GAME-BY-GAME REGULAR-SEASON STATISTICS (STEELERS)

DATE	OPPONENT	P/S	PASSING											RUSHING					W/L	SCORE
			ATT	CMP	YDS	PCT	Y/A	Y/C	TD	INT	LG	SK/YD	RATE	ATT	YDS	LG	TD			
09/08	Titans	S	33	21	191	63.6	5.8	9.1	1	1	22	5/28	76.7	1	0	0	0	L	9-16	
09/16	at Bengals	S	37	20	251	54.1	6.8	12.6	1	1	43	2/17	73.1	1	6	6	0	L	10-20	
09/22	Bears	S	41	26	406	63.4	9.9	15.6	2	2	45	3/27	92.1	2	7	5	0	L	23-40	
09/29	at Vikings	S	51	36	383	70.6	7.5	10.6	1	1	36	5/26	90.6	0	0	0	0	L	27-34	
10/13	at Jets	S	30	23	264	76.7	8.8	11.5	1	0	55t	3/17	113.8	2	11	10	0	W	19-6	
10/20	Ravens	S	23	17	160	73.9	7.0	9.4	1	0	19	3/15	107.2	3	25	19	0	W	19-16	
10/27	at Raiders	S	45	29	275	64.4	6.1	9.5	1	2	33	5/34	70.1	1	1	1	0	L	18-21	
11/03	at Patriots	S	48	28	400	58.3	8.3	14.3	4	2	42	5/29	95.8	2	-1	0	0	L	31-55	
11/10	Bills	S	30	18	204	60.0	6.8	11.3	1	1	40	4/40	77.6	0	0	0	0	W	23-10	
11/17	Lions	S	45	29	367	64.4	8.2	12.7	4	0	47t	1/19	119.4	6	12	10	0	W	37-27	
11/24	at Browns	S	34	22	217	64.7	6.4	9.9	2	0	41t	0/0	102.2	2	-3	-1	0	W	27-11	
11/28	at Ravens	S	44	28	257	63.6	5.8	9.2	2	0	29	0/0	94.6	1	11	11	0	L	20-22	
12/08	Dolphins	S	39	23	349	59.0	8.9	15.2	3	0	67	3/21	114.2	1	8	8	0	L	28-34	
12/15	Bengals	S	25	20	191	80.0	7.6	9.6	1	1	21	1/7	95.2	0	0	0	0	W	30-20	
12/22	at Packers	S	28	16	167	57.1	6.0	10.4	2	1	36	1/5	83.5	1	13	13t	1	W	38-31	
12/29	Browns	S	31	19	179	61.3	5.8	9.4	1	2	24	1/7	61.1	4	9	9	0	W	20-7	
2013 TOTALS		16-16	584	375	4,261	64.2	7.3	11.4	28	14	67	42/282	92.0	27	99	19	1	8-8		

2014 GAME-BY-GAME REGULAR-SEASON STATISTICS (STEELERS)

DATE	OPPONENT	P/S	PASSING											RUSHING					W/L	SCORE
			ATT	CMP	YDS	PCT	Y/A	Y/C	TD	INT	LG	SK/YD	RATE	ATT	YDS	LG	TD			
09/07	Browns	S	34	23	365	67.6	10.7	15.9	1	1	41	3/14	100.7	3	8	7	0	W	30-27	
09/11	at Ravens	S	37	22	217	59.5	5.9	9.9	0	1	27	2/15	64.8	0	0	0	0	L	6-26	
09/21	at Panthers	S	30	22	196	73.3	6.5	8.9	2	0	30	1/6	112.6	1	1	1	0	W	37-19	
09/28	Buccaneers	S	40	29	314	72.5	7.9	10.8	3	0	31	5/26	120.2	2	4	2	0	L	24-27	
10/05	at Jaguars	S	36	26	273	72.2	7.6	10.5	1	0	30	4/12	103.1	3	-2	0	0	W	17-9	
10/12	at Browns	S	42	21	228	50.0	5.4	10.9	1	1	26t	2/7	64.4	1	7	7	0	L	10-31	
10/20	Texans	S	33	23	265	69.7	8.0	11.5	2	0	43	3/16	113.8	4	3	5	0	W	30-23	
10/26	Colts	S	49	40	522	81.6	10.7	13.1	6	0	52	0/0	150.6	1	-1	-1	0	W	51-34	
11/02	Ravens	S	37	25	340	67.6	9.2	13.6	6	0	54t	3/19	136.3	2	1	1	0	W	43-23	
11/09	at Jets	S	43	30	343	69.8	8.0	11.4	1	2	80t	2/17	81.8	1	0	0	0	L	13-20	
11/17	at Titans	S	32	21	207	65.6	6.5	9.9	1	1	23	5/27	81.1	3	2	4	0	W	27-24	
11/30	Saints	S	58	32	435	55.2	7.5	13.6	2	2	48	1/0	76.4	1	8	8	0	L	32-35	
12/07	at Bengals	S	39	25	350	64.1	9.0	14.0	3	0	94t	0/0	118.5	1	-1	-1	0	W	42-21	
12/14	at Falcons	S	35	27	360	77.1	10.3	13.3	0	0	44	1/7	109.2	2	-2	-1	0	W	27-20	
12/21	Chiefs	S	25	18	220	72.0	8.8	12.2	1	0	44	1/6	112.1	4	-4	-1	0	W	20-12	
12/28	Bengals	S	38	24	317	63.2	8.3	13.2	2	1	63t	0/0	96.1	4	3	4	0	W	27-17	
2014 TOTALS		16-16	608	408	4,952	67.1	8.1	12.1	32	9	94T	33/172	103.3	33	27	8	0	11-5		

2015 GAME-BY-GAME REGULAR-SEASON STATISTICS (STEELERS)

			PASSING											RUSHING						
DATE	OPPONENT	P/S	ATT	CMP	YDS	PCT	Y/A	Y/C	TD	INT	LG	SK/YD	RATE	ATT	YDS	LG	TD	W/L	SCORE	
09/10	at Patriots	S	38	26	351	68.4	9.2	13.5	1	1	43	2/13	95.4	0	0	0	0	L	21-28	
09/20	49ers	S	27	21	369	77.8	13.7	17.6	3	0	59	0/0	155.8	1	-1	-1	0	W	43-18	
09/27	at Rams	S	24	20	192	83.3	8.0	9.6	0	1	20	3/22	82.6	0	0	0	0	W	12-6	
10/01	Ravens		INACTIVE															L	20-23+	
10/12	at Chargers		ON INACTIVE LIST															W	24-20	
10/18	Cardinals		INACTIVE															W	25-13	
10/25	at Chiefs		INACTIVE															L	13-23	
11/01	Bengals	S	45	28	262	62.2	5.8	9.4	1	3	25	3/22	57.8	0	0	0	0	L	10-16	
11/08	Raiders	S	44	24	334	54.5	7.6	13.9	2	1	59	1/11	84.8	0	0	0	0	W	38-35	
11/15	Browns	P	33	22	379	66.7	11.5	17.2	3	1	64	1/3	123.2	2	-2	-1	0	W	30-9	
11/29	at Seahawks	S	55	36	456	65.5	8.3	12.7	1	2	69t	2/10	82.1	5	18	8	0	L	30-39	
12/06	Colts	S	39	24	364	61.5	9.3	15.2	4	0	68t	0/0	126.4	1	13	13	0	W	45-10	
12/13	at Bengals	S	39	30	282	76.9	7.2	9.4	0	1	31	2/12	85.6	1	6	6	0	W	33-20	
12/20	Broncos	S	55	40	380	72.7	6.9	9.5	3	2	23t	3/26	94.5	3	-3	-1	0	W	34-27	
12/27	at Ravens	S	34	24	220	70.6	6.5	9.2	0	2	27	3/22	63.4	0	0	0	0	L	17-20	
01/03	at Browns	S	36	24	349	66.7	9.7	14.5	3	2	66	0/0	102.7	2	-2	-1	0	W	28-12	
2015 TOTALS			12-11	469	319	3,938	68.0	8.4	12.3	21	16	69T	20/141	94.5	15	29	13	0	10-6	

2016 GAME-BY-GAME REGULAR-SEASON STATISTICS (STEELERS)

DATE	OPPONENT	P/S	PASSING											RUSHING					W/L	SCORE
			ATT	CMP	YDS	PCT	Y/A	Y/C	TD	INT	LG	SK/YD	RATE	ATT	YDS	LG	TD			
09/12	at Washington	S	37	27	300	73.0	8.1	11.1	3	1	42	1/10	112.4	1	-2	-2	0	W	38-16	
09/18	Bengals	S	37	19	259	51.4	7.0	13.6	3	2	53	1/9	78.5	1	14	14	0	W	24-16	
09/25	at Eagles	S	44	24	257	54.5	5.8	10.7	0	1	41	4/35	62.4	1	7	7	0	L	3-34	
10/02	Chiefs	S	27	22	300	81.5	11.1	13.6	5	0	47	2/13	152.5	1	-1	-1	0	W	43-14	
10/09	Jets	S	47	34	380	72.3	8.1	11.2	4	0	72t	1/5	124.4	0	0	0	0	W	31-13	
10/16	at Dolphins	S	34	19	189	55.9	5.6	9.9	1	2	23t	2/20	57.1	0	0	0	0	L	15-30	
10/23	Patriots	S									INACTIVE							L	16-27	
11/06	at Ravens	S	45	23	264	51.1	5.9	11.5	1	1	30	2/23	67.3	3	3	4t	1	L	14-21	
11/13	Cowboys	S	46	37	408	80.4	8.9	11.0	3	0	44	1/8	125.4	1	1	1	0	L	30-35	
11/20	at Browns	S	36	23	167	63.9	4.6	7.3	0	0	21	0/0	74.7	0	0	0	0	W	24-9	
11/24	at Colts	S	20	14	221	70.0	11.1	15.8	3	0	35	0/0	146.0	0	0	0	0	W	28-7	
12/04	Giants	S	36	24	289	66.7	8.0	12.0	2	1	37	2/17	98.0	0	0	0	0	W	24-14	
12/11	at Bills	S	31	17	220	54.8	7.1	12.9	0	3	40	0/0	37.8	3	-2	0	0	W	27-20	
12/18	at Bengals	S	36	21	286	58.3	7.9	13.6	1	0	32	1/1	93.1	4	-5	0	0	W	24-20	
12/25	Ravens	S	33	24	279	72.7	8.5	11.6	3	2	39	0/0	103.0	1	-1	-1	0	W	31-27	
01/01	Browns	S									INACTIVE							W	27-24+	
2016 TOTALS	14-14		509	328	3,819	64.4	7.5	11.6	29	13	72T	17/141	95.4	16	14	14	1	11-5		

+ Overtime

2017 GAME-BY-GAME REGULAR-SEASON STATISTICS (STEELERS)

DATE	OPPONENT	P/S	PASSING											RUSHING					W/L	SCORE
			ATT	CMP	YDS	PCT	Y/A	Y/C	TD	INT	LG	SK/YD	RATE	ATT	YDS	LG	TD			
09/10	at Browns	S	36	24	263	66.7	7.3	11.0	2	1	50	1/8	95.0	3	-8	-1	0	W	21-18	
09/17	Vikings	S	35	23	243	65.7	6.9	10.6	2	0	51	2/10	104.8	2	-2	-1	0	W	26-9	
09/24	at Bears	S	39	22	235	56.4	6.0	10.7	1	0	25	3/23	82.7	1	6	6	0	L	17-23+	
10/01	at Ravens	S	30	18	216	60.0	7.2	12.0	1	1	24	1/8	79.3	1	-1	-1	0	W	26-9	
10/08	Jaguars	S	55	33	312	60.0	5.7	9.5	0	5	49	2/11	37.8	1	1	1	0	L	9-30	
10/15	at Chiefs	S	25	17	252	68.0	10.1	14.8	1	1	51t	1/7	97.4	2	-2	-1	0	W	19-13	
10/22	Bengals	S	24	14	224	58.3	9.3	16.0	2	0	42	0/0	117.4	3	-3	0	0	W	29-14	
10/29	at Lions	S	31	17	317	54.8	10.2	18.6	1	1	97t	0/0	87.7	3	-2	0	0	W	20-15	
11/12	at Colts	S	31	19	236	61.3	7.6	12.4	2	1	44	1/8	92.9	2	5	5	0	W	20-17	
11/16	Titans	S	45	30	299	66.7	6.6	10.0	4	0	41t	3/15	115.0	1	10	10	0	W	40-17	
11/26	Packers	S	45	33	351	73.3	7.8	10.6	4	2	39	1/10	106.8	3	25	14	0	W	31-28	
12/04	at Bengals	S	40	24	290	60.0	7.3	12.1	2	1	35t	1/8	88.5	1	4	4	0	W	23-20	
12/10	Ravens	S	66	44	506	66.7	7.7	11.5	2	0	57	3/20	99.7	1	5	5	0	W	39-38	
12/17	Patriots	S	30	22	281	73.3	9.4	12.8	2	1	69	2/11	110.6	3	10	5	0	L	24-27	
12/25	at Texans	S	29	20	226	69.0	7.8	11.3	2	0	49	0/0	115.0	1	-1	-1	0	W	34-6	
12/31	Browns	S																W	28-24	
2017 TOTALS		15-15	561	360	4,251	64.2	7.6	11.8	28	14	97T	21/139	93.4	28	47	14	0	13-3		

+ Overtime

2018 GAME-BY-GAME REGULAR-SEASON STATISTICS (STEELERS)

DATE	OPPONENT	P/S	PASSING											RUSHING					W/L/T	SCORE
			ATT	CMP	YDS	PCT	Y/A	Y/C	TD	INT	LG	SK/YD	RATE	ATT	YDS	LG	TD			
09/09	at Browns	S	41	23	335	56.1	8.2	14.6	1	3	67	4/22	60.5	3	16	15	0	T	21-21	
09/16	Chiefs	S	60	39	452	65.0	7.5	11.6	3	0	46	1/10	104.3	2	9	6	1	L	37-42	
09/24	at Buccaneers	S	38	30	353	78.9	9.3	11.8	3	1	75t	3/18	120.7	4	-1	2	0	W	30-27	
09/30	Ravens	S	47	27	274	57.4	5.8	10.1	1	1	38	1/9	72.5	1	-1	-1	0	L	14-26	
10/07	Falcons	S	29	19	250	65.5	8.6	13.2	3	1	47t	0/0	112.7	2	16	8	0	W	41-17	
10/14	at Bengals	S	46	32	369	69.6	8.0	11.5	1	0	48	0/0	100.7	1	-1	-1	0	W	28-21	
10/28	Browns	S	36	24	257	66.7	7.1	10.7	2	1	43t	1/4	94.3	2	6	3	0	W	33-18	
11/04	at Ravens	S	47	28	270	59.6	5.7	9.6	2	0	51	1/10	89.8	2	4	3	1	W	23-16	
11/08	Panthers	S	25	22	328	88.0	13.1	14.9	5	0	75t	1/6	158.3	3	27	18	0	W	52-21	
11/18	at Jaguars	S	47	27	314	57.4	6.7	11.6	2	3	78t	2/17	65.4	2	1	1t	1	W	20-16	
11/25	at Broncos	S	56	41	462	73.2	8.3	11.3	1	2	97t	2/12	88.5	2	18	12	0	L	17-24	
12/02	Chargers	S	45	29	281	64.4	6.2	9.7	2	1	46	1/10	87.4	0	0	0	0	L	30-33	
12/09	at Raiders	S	29	25	282	86.2	9.7	11.3	2	0	48	1/6	130.2	0	0	0	0	L	21-24	
12/16	Patriots	S	34	22	235	64.7	6.9	10.7	2	2	32	2/17	79.9	2	-3	-1	0	W	17-10	
12/23	at Saints	S	50	33	380	66.0	7.6	11.5	3	0	49	3/16	108.8	2	4	5	0	L	28-31	
12/30	Bengals	S	45	31	287	68.9	6.4	9.3	1	1	47	1/9	84.2	3	3	5	0	W	16-13	
2018 TOTALS	16-16		675	452	5,129	67.0	7.6	11.3	34	16	97T	24/166	96.5	31	98	18	3	9-6-1		

2019 GAME-BY-GAME REGULAR-SEASON STATISTICS (STEELERS)

			PASSING											RUSHING						
DATE	OPPONENT	P/S	ATT	CMP	YDS	PCT	Y/A	Y/C	TD	INT	LG	SK/YD	RATE	ATT	YDS	LG	TD	W/L	SCORE	
09/08	at Patriots	S	47	27	276	57.4	5.9	10.2	0	1	45	1/0	65.6	1	7	7	0	L	3-33	
09/15	Seahawks	S	15	8	75	53.3	5.0	9.4	0	0	15	1/7	67.4	0	0	0	0	L	26-28	
09/22	at 49ers								DID NOT PLAY									L	20-24	
09/30	Bengals								DID NOT PLAY									W	27-3	
10/06	Ravens								DID NOT PLAY									L	23-26+	
10/13	at Chargers								DID NOT PLAY									W	24-17	
10/28	Dolphins								INJURED RESERVE									W	27-14	
11/03	Colts								INJURED RESERVE									W	26-24	
11/10	Rams								INJURED RESERVE									W	17-12	
11/14	at Browns								INJURED RESERVE									L	7-21	
11/24	at Bengals								INJURED RESERVE									W	16-10	
12/01	Browns								INJURED RESERVE									W	20-13	
12/08	at Cardinals								INJURED RESERVE									W	23-17	
12/15	Bills								INJURED RESERVE									L	10-17	
12/22	at Jets								INJURED RESERVE									L	10-16	
12/29	at Ravens								INJURED RESERVE									L	10-28	

+ Overtime

2020 GAME-BY-GAME REGULAR-SEASON STATISTICS (STEELERS)

DATE	OPPONENT	P/S	PASSING											RUSHING				W/L	SCORE
			ATT	CMP	YDS	PCT	Y/A	Y/C	TD	INT	LG	SK/YD	RATE	ATT	YDS	LG	TD		
09/14	at Giants	S	32	21	229	65.6	7.2	10.9	3	0	28	2/21	117.8	3	9	11	0	W	26-16
09/20	Broncos	S	41	29	311	70.7	7.6	10.7	2	1	84t	1/10	98.7	3	-2	0	0	W	26-21
09/27	Texans	S	36	23	237	63.9	6.6	10.3	2	0	26t	2/19	101.3	5	-3	2	0	W	28-21
10/11	Eagles	S	34	27	239	79.4	7.0	8.9	3	0	35t	1/8	125.4	2	-2	-1	0	W	38-29
10/18	Browns	S	22	14	162	63.6	7.4	11.6	1	0	36	2/20	100.9	3	5	4	0	W	38-7
10/25	at Titans	S	49	32	268	65.3	5.5	8.4	2	3	28	0/0	67.4	1	-1	-1	0	W	27-24
11/01	at Ravens	S	32	21	182	65.6	5.7	8.7	2	0	24	2/9	101.3	0	0	0	0	W	28-24
11/08	at Cowboys	S	42	29	306	69.0	7.3	10.6	3	0	42	0/0	113.8	1	8	8	0	W	24-19
11/15	Bengals	S	46	27	333	58.7	7.2	12.3	4	0	46	0/0	110.1	1	0	0	0	W	36-10
11/22	at Jaguars	S	46	32	267	69.6	5.8	8.3	2	1	31t	0/0	89.7	0	0	0	0	W	27-3
12/02	Ravens	S	51	36	266	70.6	5.2	7.4	1	1	27	0/0	81.0	1	-1	-1	0	W	19-14
12/07	Washington	S	53	33	305	62.3	5.8	9.2	2	1	50t	0/0	82.7	1	0	0	0	L	17-23
12/13	at Bills	S	37	21	187	56.8	5.1	8.9	2	2	20	1/10	65.9	0	0	0	0	L	15-26
12/21	at Bengals	S	38	20	170	52.6	4.5	8.5	1	1	37	1/12	62.4	2	-1	0	0	L	17-27
12/27	Colts	S	49	34	341	69.4	7.0	10.0	3	0	39t	1/9	109.3	2	-1	0	0	W	28-24
01/03	at Browns																	L	22-24
ON INACTIVE LIST																			
2020 TOTALS			15-15	608	399	3,803	65.6	6.3	9.5	33	10	84T	13/118	94.1	25	11	11	0	12-4

2021 GAME-BY-GAME REGULAR-SEASON STATISTICS (STEELERS)

DATE	OPPONENT	P/S	PASSING											RUSHING				W/L	SCORE
			ATT	CMP	YDS	PCT	Y/A	Y/C	TD	INT	LG	SK/YD	RATE	ATT	YDS	LG	TD		
09/12	at Bills	S	32	18	188	56.3	5.9	10.4	1	0	24	2/11	83.9	4	4	7	0	W	23-16
2021 TOTALS		1-1	32	18	188	56.3	5.9	10.4	1	0	24	2/11	83.9	4	4	7	0	1-0	

2004 GAME-BY-GAME POSTSEASON STATISTICS (STEELERS)

DATE	OPPONENT	P/S	PASSING											RUSHING				W/L	SCORE
			ATT	CMP	YDS	PCT	Y/A	Y/C	TD	INT	LG	SK/YD	RATE	ATT	YDS	LG	TD		
01/15	Jets	S	30	17	181	56.7	6.0	10.6	1	2	21	1/10	57.8	4	30	20	0	W	20-17+
01/23	Patriots	S	24	14	226	58.3	9.4	16.1	2	3	34	1/1	78.1	5	45	13	0	L	27-41
2004 TOTALS		2-2	54	31	407	57.4	7.5	13.1	3	5	34	2/11	61.3	9	75	20	0	1-1	

+ - Overtime

2005 GAME-BY-GAME POSTSEASON STATISTICS (STEELERS)

DATE	OPPONENT	P/S	PASSING											RUSHING				W/L	SCORE
			ATT	CMP	YDS	PCT	Y/A	Y/C	TD	INT	LG	SK/YD	RATE	ATT	YDS	LG	TD		
01/08	at Bengals	S	19	14	208	73.7	10.9	14.9	3	0	54	1/6	148.7	4	3	6	0	W	31-17
01/15	at Colts	S	24	14	197	58.3	8.2	14.1	2	1	45	2/14	95.3	5	-3	1	0	W	21-18
01/22	at Broncos	S	29	21	275	72.4	9.5	13.1	2	0	30	2/7	124.9	3	12	6	1	W	34-17
02/05	Seahawks	S	21	9	123	42.9	5.9	13.7	0	2	37	1/8	22.6	7	25	10	1	W	21-10
2005 TOTALS		4-4	93	58	803	62.4	8.6	13.8	7	3	54	6/35	101.7	19	37	10	2	4-0	

2007 GAME-BY-GAME POSTSEASON STATISTICS (STEELERS)

DATE	OPPONENT	P/S	PASSING											RUSHING				W/L	SCORE
			ATT	CMP	YDS	PCT	Y/A	Y/C	TD	INT	LG	SK/YD	RATE	ATT	YDS	LG	TD		
01/05	Jaguars	S	42	29	337	69.0	8.0	11.6	2	3	37t	6/40	79.2	4	13	6	0	W	29-31
2007 TOTALS		1-1	42	29	337	69.0	8.0	11.6	2	3	37t	6/40	79.2	4	13	6	0	0-1	

2008 GAME-BY-GAME POSTSEASON STATISTICS (STEELERS)

DATE	OPPONENT	P/S	PASSING											RUSHING				W/L	SCORE
			ATT	CMP	YDS	PCT	Y/A	Y/C	TD	INT	LG	SK/YD	RATE	ATT	YDS	LG	TD		
01/11	Chargers	S	26	17	181	65.4	7.0	10.6	1	0	41	1/4	98.4	0	0	0	0	W	35-24
01/18	Ravens	S	33	16	255	48.5	7.7	15.9	1	0	65t	4/32	84.8	2	-2	-1	0	W	23-14
02/01	at Cardinals	S	30	21	256	70.0	8.5	12.2	1	1	40	3/22	93.2	3	2	4	0	W	27-23
2008 TOTALS		3-3	89	54	692	60.7	7.8	12.8	3	1	65t	8/58	91.6	5	0	4	0	3-0	

2010 GAME-BY-GAME POSTSEASON STATISTICS (STEELERS)

DATE	OPPONENT	P/S	PASSING											RUSHING				W/L	SCORE
			ATT	CMP	YDS	PCT	Y/A	Y/C	TD	INT	LG	SK/YD	RATE	ATT	YDS	LG	TD		
01/15	Ravens	S	32	19	226	59.4	7.1	11.9	2	0	58	6/34	101.8	6	11	6	0	W	31-24
01/23	Jets	S	19	10	133	52.6	7.0	13.3	0	2	24	2/12	35.5	11	21	12	1	W	24-19
02/06	at Packers	S	40	25	263	62.5	6.6	10.5	2	2	37	1/2	77.4	4	31	18	0	L	25-31
2010 TOTALS		3-3	91	54	622	59.3	6.8	11.5	4	4	58	9/48	76.4	21	63	18	1	2-1	

2011 GAME-BY-GAME POSTSEASON STATISTICS (STEELERS)

DATE	OPPONENT	P/S	PASSING											RUSHING				W/L	SCORE
			ATT	CMP	YDS	PCT	Y/A	Y/C	TD	INT	LG	SK/YD	RATE	ATT	YDS	LG	TD		
01/08	at Broncos	S	40	22	289	55.0	7.2	13.1	1	1	33	5/45	75.9	3	15	9	0	L	23-29+
2011 TOTALS		1-1	40	22	289	55.0	7.2	13.1	1	1	33	5/45	75.9	3	15	9	0	0-1	

+ - Overtime

2014 GAME-BY-GAME POSTSEASON STATISTICS (STEELERS)

DATE	OPPONENT	P/S	PASSING											RUSHING				W/L	SCORE
			ATT	CMP	YDS	PCT	Y/A	Y/C	TD	INT	LG	SK/YD	RATE	ATT	YDS	LG	TD		
01/03	Ravens	S	45	31	334	68.9	7.4	10.8	1	2	44	5/37	79.3	2	16	16	0	L	17-30
2014 TOTALS		1-1	45	31	334	68.9	7.4	10.8	1	2	44	5/37	79.3	2	16	16	0	0-1	

2015 GAME-BY-GAME POSTSEASON STATISTICS (STEELERS)

			PASSING										RUSHING						
DATE	OPPONENT	P/S	ATT	CMP	YDS	PCT	Y/A	Y/C	TD	INT	LG	SK/YD	RATE	ATT	YDS	LG	TD	W/L	SCORE
01/09	at Bengals	S	31	18	229	58.1	7.4	12.7	1	0	60	3/27	92.0	0	0	0	0	W	18-16
01/17	at Broncos	S	37	24	339	64.9	9.2	14.1	0	0	58	3/28	94.3	0	0	0	0	L	16-23
2015 TOTALS		2-2	68	42	568	61.8	8.4	13.5	1	0	60	6/55	93.3	0	0	0	0	1-1	

2016 GAME-BY-GAME POSTSEASON STATISTICS (STEELERS)

			PASSING											RUSHING						
DATE	OPPONENT	P/S	ATT	CMP	YDS	PCT	Y/A	Y/C	TD	INT	LG	SK/YD	RATE	ATT	YDS	LG	TD	W/L	SCORE	
01/08	Dolphins	S	18	13	197	72.2	10.9	15.2	2	2	62t	1/9	105.3	4	10	8	0	W	30-12	
01/15	at Chiefs	S	31	20	224	64.5	7.2	11.2	0	1	52	1/6	72.5	4	1	4	0	W	18-16	
01/22	at Patriots	S	47	31	314	66.0	6.7	10.1	1	1	30t	0/0	83.1	0	0	0	0	L	17-36	
2016 TOTALS		3-3	96	64	735	66.7	7.7	11.5	3	4	62T	2/15	82.6	8	11	8	0	2-1		

2017 GAME-BY-GAME POSTSEASON STATISTICS (STEELERS)

PASSING													RUSHING						
DATE	OPPONENT	P/S	ATT	CMP	YDS	PCT	Y/A	Y/C	TD	INT	LG	SK/YD	RATE	ATT	YDS	LG	TD	W/L	SCORE
01/14	Jaguars	S	58	37	469	63.8	8.1	12.7	5	1	43t	2/7	110.5	2	16	15	0	L	42-45
2017 TOTALS		1-1	58	37	469	63.8	8.1	12.7	5	1	43T	2/7	110.5	2	16	15	0	0-1	

2020 GAME-BY-GAME POSTSEASON STATISTICS (STEELERS)

			PASSING											RUSHING						
DATE	OPPONENT	P/S	ATT	CMP	YDS	PCT	Y/A	Y/C	TD	INT	LG	SK/YD	RATE	ATT	YDS	LG	TD	W/L	SCORE	
01/10	Browns	S	68	47	501	69.1	7.4	10.7	4	4	33	0/0	85.5	1	0	0	0	L	37-48	
2020 TOTALS		1-1	68	47	501	69.1	7.4	10.7	4	4	33	0/0	85.5	1	0	0	0	0-1		



MASON RUDOLPH

QUARTERBACK

HEIGHT: 6-5

BIRTHPLACE: Rock Hill, SC

WEIGHT: 235

HOW ACQUIRED: D3a '18

COLLEGE: Oklahoma State

NFL EXPERIENCE: 3rd year

BORN: Jun. 17, 1995 (26)

PRO CAREER

- ♦ Career Regular-Season Record as a Starter: 5-4 (.556): 5-3 (.625) in '19 and 0-1 (.000) in '20
- ♦ Played in 15 games (nine starts) over his three-year NFL career
- ♦ Completed 201-of-326 passes (61.7 percent) for 2,089 yards and 15 TDs in his career
- ♦ Set franchise records for a QB in first career home start (9/30/19 vs Cincinnati) in completions (24), completion percentage (85.7), and QB rating (124.6)
- ♦ Set single-game career high in passing yards (315) at Cleveland in Week 17 of 2020 (11/3/21)
- ♦ Set single-game career high in pass attempts (44) at Cleveland in Week 11 of 2019 (11/14/19)
- ♦ Set single-game career high in completions (26) vs. Indianapolis in Week 9 of 2019 (11/3/19)
- ♦ Registered five multi-TD passing games
- ♦ First quarterback in NFL history to register his first two career wins on Monday Night Football
- ♦ Third quarterback since the 1970 NFL-AFL merger to record a passer rating of at least 81.4 and throw a TD in each of his first seven career starts
- ♦ Fifth quarterback since the 1970 NFL-AFL merger to throw a TD in each of his first eight career games (Jay Cutler, Mike Glennon, Oliver Luck and Mark Rypien)

2020 (STEELERS)

- ♦ Played in five games (one start)
- ♦ Finished the season with 25 completions for 324 yards and two TDs with one interception
- ♦ Completed 22-of-39 passes for 315 yards and two TDs with one interception in only start of the season (Week 17 at Cleveland)
- ♦ First career 300-yard passing game

2019 (STEELERS)

- ♦ Played in 10 games (eight starts)
- ♦ Finished the season with 176 completions for 1,765 yards and 13 TDs with 9 interceptions
- ♦ Had a season long-pass in Week 3 at San Francisco when he connected with JuJu Smith-Schuster for a 76-yard TD
- ♦ Recorded a season-high 26 completions and a TD in a win vs. Indianapolis in Week 9
- ♦ Started twice on Monday Night Football and had a career-high 124.6 passer rating vs. Miami in Week 9
- ♦ Made his NFL debut, entering the game in the second half for an injured Ben Roethlisberger and completed 12-of-19 passes for 112 yards, two TDs, one interception and a passer rating of 92.4 in Week 2
- ♦ Completed 14-of-27 passes for 174 yards and 2 TDs in first career start (Week 3)
- ♦ Tied franchise record for TD passes in first career start (tied with Ron Smith, 1966; Rudy Bukich, 1960; Scott Campbell, 1985) with scoring throws from 76 and 39 yards
- ♦ Completed 24-of-28 passes for 229 yards, two TDs and no interceptions for a passer rating of 124.6 in his first start at Heinz Field (vs. Cincinnati in Week 4)
- ♦ Set franchise records for a QB in first career home start in completions (24), completion percentage (85.7), and QB rating (124.6)
- ♦ His 85.7 completion percentage is tied with QB Ben Roethlisberger (85.7 vs. Miami, Nov. 26, 2007) for the third-highest in franchise history
- ♦ Completed 17-of-18 passes for 133 yards and one TD in the first half vs. Miami

2018 (STEELERS)

- ♦ Was inactive for all 16 regular-season games

TRANSACTIONS

- ★ Signed a one-year contract extension with Pittsburgh on Apr. 29, 2021
- ★ Signed a four-year contract with the Steelers on May 23, 2018
- ★ Drafted by Pittsburgh in the third round (76th overall) of the 2018 NFL Draft

COLLEGE

- ★ Led the Cowboys to a 32-9 record as a starting quarterback becoming the winningest QB in school history
- ★ Notched 10 wins in games in which Oklahoma State trailed during the second half
- ★ Finished his career holding no fewer than 54 school records, including single-season and career marks for passing yards, passing TDs and pass efficiency
- ★ Ranked fourth in Big-12 history with 13,618 career passing yards and third with a 324.2 passing yards per game average
- ★ Recipient of the 2017 Johnny Unitas Golden Arm Award, the Fellowship of Christian Athletes' Bobby Bowden Award and the Sammy Baugh Award
- ★ Led the FBS with 4,904 passing yards, earning second-team All-Big 12 honors by the coaches in 2017
- ★ Broke Barry Sanders' school record for TDs responsible for with 47
- ★ Teamed with receivers James Washington and Marcell Ateman and running back Justice Hall to make Oklahoma State the first Big 12 school in conference history with a 4,000-yard passer, two 1,000-yard receivers and a 1,000-yard running back in the same year (2017)
- ★ Tabbbed the school's 2016 Offensive MVP by the coaching staff
- ★ Only player in the country to throw for at least 4,000 passing yards while throwing less than five interceptions
- ★ His 4,091 passing yards ranked eighth in the nation and third-most in school history for a single-season
- ★ Second-team Academic All-Big 12 honoree in 2015, throwing for 3,770 yards on 264 completions and 21 TDs
- ★ Entered the starting lineup in Week 11 of 2014 freshman year
- ★ Threw for 299 yards, along with two TDs, in the Cactus Bowl vs. Washington – the most passing yards by a Cowboy freshman in a bowl game
- ★ Graduated with a degree in marketing

PERSONAL

- ★ Attended Northwestern High School (Rock Hill, S.C)
- ★ Led school to a 62-35 win over Stratford in the South Carolina Class 4A Division II Championship, completing 40-of-57 passes for 488 yards with eight TD passes
- ★ Racked up 4,377 passing yards on 350 completions with 64 TDs as a senior, while rushing for 543 yards (129 carries) and 16 TDs
- ★ "Mr. Football" award finalist in South Carolina and MVP of the Shrine Bowl of the Carolinas
- ★ Son of Brett and Jamie Rudolph
- ★ Mother ran track at Liberty University and dad played football at the University of North Carolina
- ★ Full name: Mason Rudolph

MASON RUDOLPH'S NFL REGULAR SEASON PASSING STATISTICS

DATE	TEAM	GP	GS	ATT.	CMP.	PCT.	YDS	AVG.	TD	INT.	LG	SK	LST	RATE
2018	Steelers	0	0	0	0	0.0	0	0.0	0	0	0	0	0	0.0
2019	Steelers	10	8	283	176	62.2	1,765	6.2	13	9	76t	15	124	82.0
2020	Steelers	5	1	43	25	58.1	324	7.5	2	1	47	1	8	87.7
2021	Steelers	0	0	0	0	0.0	0	0.0	0	0	0	0	0	0.0
TOTALS		15	9	326	201	61.7	2,089	6.4	15	10	76T	16	132	82.7

MASON RUDOLPH'S NFL POSTSEASON PASSING STATISTICS

DATE	TEAM	GP	GS	ATT.	CMP.	PCT.	YDS	AVG.	TD	INT.	LG	SK	LST	RATE
2020	Steelers	0	0	0	0	0.0	0	0.0	0	0	0	0	0	0.0
TOTALS		0	0	0	0	0.0	0	0.0	0	0	0	0	0	0.0

MASON RUDOLPH'S NFL REGULAR SEASON RUSHING STATISTICS

DATE	TEAM	NO.	YDS.	AVG.	LG	TD
2018	Steelers	0	0	0.0	0	0
2019	Steelers	21	42	2.0	13	0
2020	Steelers	7	-6	-0.9	1	0
2021	Steelers	0	0	0.0	0	0
TOTALS		28	36	1.3	13	0

MASON RUDOLPH'S NFL POSTSEASON RUSHING STATISTICS

DATE	TEAM	NO.	YDS.	AVG.	LG	TD
2020	Steelers	0	0	0.0	0	0
TOTALS		0	0	0.0	0	0

MASON RUDOLPH'S NFL REGULAR SEASON PASSING/RUSHING STATISTICS

DATE	TEAM	PASSING													RUSHING				
		GP	GS	ATT.	CMP.	PCT.	YDS	AVG.	TD	INT.	LG	SK	LST	RATE	NO.	YDS.	AVG.	LG	TD
2018	Steelers	0	0	0	0	0.0	0	0.0	0	0	0	0	0	0.0	0	0	0.0	0	0
2019	Steelers	10	8	283	176	62.2	1,765	6.2	13	9	76t	15	124	82.0	21	42	2.0	13	0
2020	Steelers	5	1	43	25	58.1	324	7.5	2	1	47	1	8	87.7	7	-6	-0.9	1	0
2021	Steelers	0	0	0	0	0.0	0	0.0	0	0	0	0	0	0.0	0	0	0.0	0	0
TOTALS		15	9	326	201	61.7	2,089	6.4	15	10	76T	16	132	82.7	28	36	1.3	13	0

MASON RUDOLPH'S NFL POSTSEASON PASSING/RUSHING STATISTICS

DATE	TEAM	GP	GS	PASSING											RUSHING				
				ATT.	CMP.	PCT.	YDS	AVG.	TD	INT.	LG	SK	LST	RATE	NO.	YDS.	AVG.	LG	TD
2020	Steelers	0	0	0	0	0.0	0	0.0	0	0	0	0	0	0.0	0	0	0.0	0	0
TOTALS		0	0	0	0	0.0	0	0.0	0	0	0	0	0	0.0	0	0	0.0	0	0

SINGLE-GAME HIGHS: QUARTERBACK

Pass Attempts	44 at Cleveland Browns, Nov 14, 2019	Completion Percentage	85.7 vs. Cincinnati Bengals, Sep 30, 2019
	39 at Cleveland Browns, Jan 03, 2021		74.3 vs. Indianapolis Colts, Nov 03, 2019
Pass Completions	26 vs. Indianapolis Colts, Nov 03, 2019	Passer Rating	124.6 vs. Cincinnati Bengals, Sep 30, 2019
	24 vs. Cincinnati Bengals, Sep 30, 2019		104 at New York Jets, Dec 22, 2019
Yards Passing	315 at Cleveland Browns, Jan 03, 2021	Rush Attempts	4 at Cincinnati Bengals, Nov 24, 2019
	251 vs. Miami Dolphins, Oct 28, 2019		4 at San Francisco 49ers, Sep 22, 2019
TD Passes	2 at Cleveland Browns, Jan 03, 2021	Rushing Yards	15 at Cleveland Browns, Nov 14, 2019
	2 vs. Miami Dolphins, Oct 28, 2019		15 at San Francisco 49ers, Sep 22, 2019
	...3 more at 2.	Longest Runs	13 at Cleveland Browns, Nov 14, 2019
Long Passes	76ft at San Francisco 49ers, Sep 22, 2019		7 vs. Indianapolis Colts, Nov 03, 2019
	47 at Cleveland Browns, Jan 03, 2021		...2 more at 7.

300-YARD PASSING GAMES (1): REGULAR SEASON

DATE	TEAM	NO.	YDS.	AVG.	LG	TD
01/03/21	at Browns	22	315	14.3	47	2

2018 GAME-BY-GAME REGULAR-SEASON STATISTICS (STEELERS)

DATE	OPPONENT	P/S	PASSING										RUSHING					W/L/T	SCORE
			ATT	CMP	YDS	PCT	Y/A	Y/C	TD	INT	LG	SK/YD	RATE	ATT	YDS	LG	TD		
09/09	at Browns										INACTIVE						T	21-21	
09/16	Chiefs										INACTIVE						L	37-42	
09/24	at Buccaneers										INACTIVE						W	30-27	
09/30	Ravens										INACTIVE						L	14-26	
10/07	Falcons										INACTIVE						W	41-17	
10/14	at Bengals										INACTIVE						W	28-21	
10/28	Browns										INACTIVE						W	33-18	
11/04	at Ravens										INACTIVE						W	23-16	
11/08	Panthers										INACTIVE						W	52-21	
11/18	at Jaguars										INACTIVE						W	20-16	
11/25	at Broncos										INACTIVE						L	17-24	
12/02	Chargers										INACTIVE						L	30-33	
12/09	at Raiders										INACTIVE						L	21-24	
12/16	Patriots										INACTIVE						W	17-10	
12/23	at Saints										INACTIVE						L	28-31	
12/30	Bengals										ON INACTIVE LIST						W	16-13	
2018 TOTALS		0-0	0	0	0	0.0	0.0	0.0	0	0	0	0/0	0.0	0	0	0	9-6-1		

2019 GAME-BY-GAME REGULAR-SEASON STATISTICS (STEELERS)

DATE	OPPONENT	P/S	PASSING											RUSHING					W/L	SCORE
			ATT	CMP	YDS	PCT	Y/A	Y/C	TD	INT	LG	SK/YD	RATE	ATT	YDS	LG	TD			
09/08	at Patriots										DID NOT PLAY (NON-INJURY)							L	3-33	
09/15	Seahawks	P	19	12	112	63.2	5.9	9.3	2	1	45	0/0	92.4	1	7	7	0	L	26-28	
09/22	at 49ers	S	27	14	174	51.9	6.4	12.4	2	1	76t	2/14	81.4	4	15	7	0	L	20-24	
09/30	Bengals	S	28	24	229	85.7	8.2	9.5	2	0	43	0/0	124.6	3	-3	-1	0	W	27-3	
10/06	Ravens	S	20	13	131	65.0	6.6	10.1	1	0	35t	1/11	100.2	0	0	0	0	L	23-26+	
10/13	at Chargers									INACTIVE									W	24-17
10/28	Dolphins	S	36	20	251	55.6	7.0	12.6	2	1	45t	2/15	84.4	0	0	0	0	W	27-14	
11/03	Colts	S	35	26	191	74.3	5.5	7.3	1	1	40	1/8	84.3	3	5	7	0	W	26-24	
11/10	Rams	S	38	22	242	57.9	6.4	11.0	1	0	34	3/11	85.6	2	-1	0	0	W	17-12	
11/14	at Browns	S	44	23	221	52.3	5.0	9.6	1	4	22	4/43	36.3	2	15	13	0	L	7-21	
11/24	at Bengals	S	16	8	85	50.0	5.3	10.6	0	1	35	1/13	39.8	4	4	2	0	W	16-10	
12/01	Browns							DID NOT PLAY (NON-INJURY)										W	20-13	
12/08	at Cardinals							DID NOT PLAY (NON-INJURY)										W	23-17	
12/15	Bills							DID NOT PLAY (NON-INJURY)										L	10-17	
12/22	at Jets	P	20	14	129	70.0	6.5	9.2	1	0	29t	1/9	104.0	2	0	5	0	L	10-16	
12/29	at Ravens							DID NOT PLAY										L	10-28	
2019 TOTALS			10-8	283	176	1,765	62.2	6.2	10.0	13	9	76T	15/124	82.0	21	42	13	0	8-8	
+ - Overtime																				

+ - Overtime

2020 GAME-BY-GAME REGULAR-SEASON STATISTICS (STEELERS)


DATE	OPPONENT	P/S	PASSING										RUSHING				W/L	SCORE	
			ATT	CMP	YDS	PCT	Y/A	Y/C	TD	INT	LG	SK/YD	RATE	ATT	YDS	LG			TD
09/14	at Giants								DID NOT PLAY (NON-INJURY)								W	26-16	
09/20	Broncos								DID NOT PLAY (NON-INJURY)								W	26-21	
09/27	Texans								DID NOT PLAY (NON-INJURY)								W	28-21	
10/11	Eagles								DID NOT PLAY (NON-INJURY)								W	38-29	
10/18	Browns	P	1	1	6	100.0	6.0	6.0	0	0	6	0/0	91.7	3	-3	-1	0	W	38-7
10/25	at Titans							DID NOT PLAY (NON-INJURY)								W	27-24		
11/01	at Ravens							DID NOT PLAY (NON-INJURY)								W	28-24		
11/08	at Cowboys	P	3	2	3	66.7	1.0	1.5	0	0	2	0/0	70.1	0	0	0	0	W	24-19
11/15	Bengals	P	0	0	0	0.0	0.0	0.0	0	0	0	0/0	0.0	0	0	0	0	W	36-10
11/22	at Jaguars	P	0	0	0	0.0	0.0	0.0	0	0	0	0/0	0.0	3	-4	-1	0	W	27-3
12/02	Ravens							DID NOT PLAY (NON-INJURY)								W	19-14		
12/07	Washington							DID NOT PLAY (NON-INJURY)								L	17-23		
12/13	at Bills							DID NOT PLAY (NON-INJURY)								L	15-26		
12/21	at Bengals							DID NOT PLAY (NON-INJURY)								L	17-27		
12/27	Colts							DID NOT PLAY (NON-INJURY)								W	28-24		
01/03	at Browns	S	39	22	315	56.4	8.1	14.3	2	1	47	1/8	89.2	1	1	1	0	L	22-24
2020 TOTALS			5-1	43	25	324	58.1	7.5	13.0	2	1	47	1/8	87.7	7	-6	1	0	12-4

2021 GAME-BY-GAME REGULAR-SEASON STATISTICS (STEELERS)

DATE	OPPONENT	P/S	PASSING										RUSHING				W/L	SCORE
			ATT	CMP	YDS	PCT	Y/A	Y/C	TD	INT	LG	SK/YD	RATE	ATT	YDS	LG		
09/12	at Bills		DID NOT PLAY (NON-INJURY)														W	23-16
2021 TOTALS		0-0	0	0	0	0.0	0.0	0.0	0	0	0	0/0	0.0	0	0	0	0	1-0

2020 GAME-BY-GAME POSTSEASON STATISTICS (STEELERS)

DATE	OPPONENT	P/S	PASSING										RUSHING				W/L	SCORE	
			ATT	CMP	YDS	PCT	Y/A	Y/C	TD	INT	LG	SK/YD	RATE	ATT	YDS	LG			TD
01/10	Browns																L	37-48	
2020 TOTALS			0-0	0	0	0	0.0	0.0	0.0	0	0	0	0/0	0.0	0	0	0	0-1	



JOE SCHOBERT LINEBACKER
(SHOW-*bert*)

HEIGHT: 6-1 BIRTHPLACE Waukesha, Wis.
WEIGHT: 240 HOW ACQUIRED: TR '21 (JAX)
COLLEGE: Wisconsin NFL EXPERIENCE: 6th year
BORN: Nov. 6, 1993 (27)

PRO CAREER

- ✦ Pro Bowl selection in 2017
- ✦ Named NFL Defensive Player of the Week in Week 12 of 2019
- ✦ Registered at least 100 tackles in each of the last four seasons
- ✦ Only player in the NFL in 2019 to tally at least 130 tackles and at least four interceptions
- ✦ Played in 78 games (66 starts) over his six-year NFL career
- ✦ Has registered 541 tackles (328 solo), 26 quarterback hits, 24 passes defended, 21 tackles for loss, 11.0 sacks, nine interceptions and three fumble recoveries
- ✦ His nine interceptions since entering the NFL in 2016 rank tied for second in the League among all linebackers
- ✦ His three interception returns for TD since entering the NFL in 2016 rank second in the League among all linebackers

2020 (JAGUARS)

- ✦ Started in all 16 games at middle linebacker, leading the team with 141 tackles (84 solo), six tackles for loss, four passes defended, three interceptions, 2.5 sacks and two forced fumbles
- ✦ One of five players, and one of three linebackers in the NFL, to compile at least 100 tackles and three interceptions on the year
- ✦ Joined former Jacksonville LB Mike Peterson (2005) as the only players in franchise history to tally at least 100 tackles, three interceptions and 2.0 sacks in a single season
- ✦ In Week 6 vs. Detroit, became first Jaguars player to record at least 10 tackles and one interception in a single game since LB Myles Jack achieved the feat on Sept. 9, 2019 at N.Y. Giants
- ✦ In Week 13 at Minnesota, started at linebacker and collected a team-leading 12 tackles (five solo), two passes defended, one interception and returned it 43 yards for a TD and 1.0 sack
- ✦ In Week 16 vs. Chicago, started at linebacker and tallied eight tackles (six solo), including 1.0 sack, one forced fumble and one interception
- ✦ Fourth player in franchise history to record a sack, forced fumble and an interception in the same game and first to do so since former DE Yannick Ngakoue in 2016

2019 (BROWNS)

- ✦ Started all 16 games and registered a team-leading 133 tackles and two forced fumbles
- ✦ Posted career highs in passes defended (nine) and interceptions (four)
- ✦ Only player in the NFL in 2019 to tally at least 130 tackles and at least four interceptions
- ✦ Recorded five games with double-digit tackles
- ✦ In Week 12 vs. Miami, earned AFC Defensive Player of the Week, became the sixth linebacker in NFL history and first since 2005 to have at least two interceptions in consecutive games (recorded four tackles, four passes defended and two interceptions)

2018 (BROWNS)

- ✦ Played in 13 games and recorded 103 tackles, six passes defended, 3.0 sacks, two forced fumbles, two fumble recoveries and one interception
- ✦ Registered a season-high 14 tackles and 1.0 sack in Week 4 at Oakland
- ✦ Recorded three tackles, 1.0 sack and one forced fumble in Week 16 vs. Cincinnati

2017 (BROWNS)

- ✦ Selected to the Pro Bowl after playing every defensive snap and finishing second in the NFL with 142 tackles
- ✦ Started all 16 games at middle linebacker and added four passes defended, 3.0 sacks, three forced fumbles and one interception
- ✦ Tallied 12 tackles (11 solo), one forced fumble and one interception on the Vikings' opening drive to set up a Browns TD in Week 8 vs. Minnesota
- ✦ Registered a season-high-tying 13 tackles (10 solo) in Week 12 at Cincinnati

2016 (BROWNS)

- ✦ Played in 16 games as a rookie and totaled 16 tackles on defense and a team-leading 12 special teams tackles

TRANSACTIONS

- ✦ Traded to the Steelers for a 2022 sixth-round pick on Aug. 14, 2021
- ✦ Signed to a five-year contract by Jacksonville on April 15, 2020
- ✦ Signed to a four-year contract by Cleveland on June 24, 2016
- ✦ Originally drafted by the Browns in the fourth round (99th overall) of the 2016 NFL Draft

COLLEGE

- ★ Played in 45 career games (28 starts) at Wisconsin and amassed 172 tackles, 13.5 sacks and seven forced fumbles
- ★ Earned All-American honors in 2015 and was named the team MVP after totaling 79 tackles, 9.5 sacks and five forced fumbles
- ★ Started all 14 games as a junior, recording 69 tackles, seven passes defended, two forced fumbles and one fumble recovery
- ★ Played in all 13 games as a sophomore in 2013 and made one start and tallied 24 tackles, three passes defended and 1.0 sack
- ★ Played in five games as a freshman in 2012
- ★ Majored in forest science

PERSONAL

- ★ He and his wife, Megan, welcomed their first son, Simon, in March of 2020
- ★ The family has one dog, Loui
- ★ A lab, great dane, terrier and chow chow mix, Loui was named because he was originally a rescue dog from Louisiana following flooding in the area
- ★ Is a skilled dunker and won the Wisconsin Football Coaches Association All-Star Game dunk contest after a between-the-legs throw down
- ★ Favorite band is One Republic and favorite TV shows are Parks and Recreation and The Office
- ★ Knows how to juggle and enjoys fishing and golfing

REGULAR SEASON COMPARISON: DEFENSIVE - LAS VEGAS RAIDERS

DATE	OPP	W/L	GP/GS	TOT	TACKLES	ASST	SACK	YDS.	INT	TFL	PD	QBH	TD	MISC
					SOLO									
9/30/18	CLV @ OAK	L	S	14	7	7	1.0	4.0	0	1	0	1	0	0
TOTALS		0/1	1/1	14	7	7	1.0	4.0	0	1	0	1	0	0

JOE SCHOBERT'S NFL REGULAR SEASON DEFENSIVE STATISTICS

DATE	TEAM	GP	GS	TK	S	A	TACKLES	SK	YDS	QBH	INT	LG	TD	PD	O. FUMB	ST	MISC
							TFL	YDS			NO	YDS			FF	FR	YDS
2016	Browns	16	4	16	11	5	1	1	0.5	3.0	3	0	0	0	1	0	0
2017	Browns	16	16	142	85	57	4	6	3.0	18.0	7	1	8	8	4	3	0
2018	Browns	13	13	103	57	46	3	13	3.0	20.0	6	1	0	0	6	2	26
2019	Browns	16	16	133	89	44	7	32	2.0	19.0	4	4	24	20	9	2	1
2020	Jaguars	16	16	141	84	57	6	17	2.5	12.0	6	3	45	43t	1	4	2
2021	Steelers	1	1	6	2	4	0	0	0.0	0.0	0	0	0	0	0	0	0
NFL TOTALS		78	66	541	328	213	21	69	11.0	72.0	26	9	77	43T	1	24	9

SINGLE-GAME HIGHS: DEFENSIVE

Total Tackles	16 at Baltimore Ravens, Sep 29, 2019 14 at Oakland Raiders, Sep 30, 2018	Tackles For Loss	2 vs. Pittsburgh Steelers, Nov 14, 2019 2 at Baltimore Ravens, Sep 29, 2019 ...1 more at 2.
Sacks	1.0 vs. Chicago Bears, Dec 27, 2020 1.0 at Minnesota Vikings, Dec 06, 2020 ...6 more at 1.0.	Interceptions	2 vs. Miami Dolphins, Nov 24, 2019 2 vs. Pittsburgh Steelers, Nov 14, 2019
Passes Defensed	4 vs. Miami Dolphins, Nov 24, 2019 4 vs. Pittsburgh Steelers, Nov 14, 2019	Interception Return Yards	43 at Minnesota Vikings, Dec 06, 2020 20 vs. Pittsburgh Steelers, Nov 14, 2019
Forced Fumbles	1 vs. Chicago Bears, Dec 27, 2020 1 vs. Cleveland Browns, Nov 29, 2020 ...7 more at 1.	Special Teams Tackles	3 at Buffalo Bills, Dec 18, 2016 2 at Cincinnati Bengals, Oct 23, 2016
Fumble Recoveries	2 vs. Pittsburgh Steelers, Sep 09, 2018 1 vs. Los Angeles Rams, Sep 22, 2019	Longest Opponent's Fumble Return	26 vs. Pittsburgh Steelers, Sep 09, 2018 21 vs. Los Angeles Rams, Sep 22, 2019

2016 GAME-BY-GAME REGULAR-SEASON STATISTICS (BROWNS)

DATE	OPPONENT	P/S	TK	S	A	SK	YDS	TFL	YDS	QBH	INT	LG	TD	PD	O. FUMB	ST	MISC
											NO	YDS			FF	FR	YDS
09/11	at Eagles	P	1	1	0	0.0	0.0	0	0	0	0	0	0	1	0	0	0
09/18	Ravens	S	1	1	0	0.0	0.0	0	0	0	0	0	0	0	0	0	0
09/25	at Dolphins	P	0	0	0	0.0	0.0	0	0	1	0	0	0	0	0	0	0
10/02	at Washington	P	4	1	3	0.0	0.0	0	0	0	0	0	0	0	0	0	0
10/09	Patriots	P	2	2	0	0.0	0.0	0	0	1	0	0	0	0	0	1	1
10/16	at Titans	S	0	0	0	0.0	0.0	0	0	0	0	0	0	0	0	1	0
10/23	at Bengals	P	0	0	0	0.0	0.0	0	0	0	0	0	0	0	0	2	1
10/30	Jets	S	3	2	1	0.5	3.0	1	1	1	0	0	0	0	0	0	0
11/06	Cowboys	P	0	0	0	0.0	0.0	0	0	0	0	0	0	0	0	1	1
11/10	at Ravens	P	0	0	0	0.0	0.0	0	0	0	0	0	0	0	0	0	0
11/20	Steelers	P	1	1	0	0.0	0.0	0	0	0	0	0	0	0	0	1	1
11/27	Giants	P	0	0	0	0.0	0.0	0	0	0	0	0	0	0	0	1	0
12/11	Bengals	P	0	0	0	0.0	0.0	0	0	0	0	0	0	0	0	0	0
12/18	at Bills	P	2	1	1	0.0	0.0	0	0	0	0	0	0	0	0	3	3
12/24	Chargers	P	0	0	0	0.0	0.0	0	0	0	0	0	0	0	0	1	1
01/01	at Steelers	S	2	2	0	0.0	0.0	0	0	0	0	0	0	0	0	1	0
2016 TOTALS			16-4	16	11	5	0.5	3.0	1	1	3	0	0	0	1	0	0

+ - Overtime

• • • • •

2017 TOT
+ - Overtime


2018 TOT
+ Overtime2019 TOT

ST	MCC	
----	-----	--

2020 TOT
+ - Overtime

2021 GAME-BY-GAME REGULAR-SEASON STATISTICS (STEELERS)

DATE	OPPONENT	P/S	TACKLES							INTERCEPTIONS				O. FUMB			ST				MISC		W/L	SCORE		
			TK	S	A	SK	YDS	TFL	YDS	QBH	NO	YDS	LG	TD	PD	FF	FR	YDS	TK	S	A	FF			FR	S
09/12	at Bills	S	6	2	4	0.0	0.0	0	0	0	0	0	0	0	0	0	0	0	0	0	0	0	0	0	W	23-16
2021 TOTALS		1-1	6	2	4	0.0	0.0	0	0	0	0	0	0	0	0	0	0	0	0	0	0	0	0	0	1-0	



JUJU SMITH-SCHUSTER

WIDE RECEIVER

HEIGHT: 6-1 BIRTHPLACE: Long Beach, CA

WEIGHT: 215 HOW ACQUIRED: D2 '17

COLLEGE: USC NFL EXPERIENCE: 5th year

BORN: Nov. 22, 1996 (24)

PRO CAREER

- Has played in 59 games (47 starts) over his five-year NFL career (all with Steelers)
- Has caught 312 passes for 3,778 yards and 26 TDs
- Registered 10 or more receptions in four career games
- Recorded 100 or more receiving yards in 13 career games
- Voted Team MVP and was selected as a Pro Bowl alternate in 2018
- Fourth-youngest player in NFL history to reach 3,000 career receiving yards and 20 career receiving TDs
- At 23 years, 310 days, when he reached the mark, Smith-Schuster passed Odell Beckham Jr. (23 years, 325 days)
- Only NFL player since the 1970 AFL-NFL merger to register at least 250 receptions, 3,300 receiving yards and 21 receiving TDs before his 24th birthday
- At 24 years and 37 days old (at the time of the game), Smith-Schuster surpassed Larry Fitzgerald (24 years, 86 days) as the second-youngest player to reach 300 career receptions in NFL history
- First wide receiver in NFL history to post 12 100-yard receiving games prior to their 23rd birthday – besting the previous record of 11 (Randy Moss, Minnesota Vikings)
- First wide receiver in NFL history to record 200 career receptions before his 23rd birthday
- Third player in NFL history to register 250 career receptions before his 24th birthday
- His 265 receptions were the second most by a player before his 24th birthday since the 1970 AFL-NFL merger
- Youngest player in NFL history to reach 2,500 career receiving yards
- Set single-season highs with 1,426 receiving yards (fifth-most in a single season), the first 1,000 receiving yard season of his NFL career, 1,439 scrimmage yards and 111 catches (fourth-most by a Steeler in a single season) in 2018
- Eclipsed 1,500 receiving yards in his 21st game, setting a franchise record for the fewest games to the milestone (Louis Lipps, 23)
- Third Steeler in franchise history to record at least 100 catches in a season, (Antonio Brown: six seasons, Hines Ward: one season)
- Set a franchise record for the fewest games played to reach 100 catches (20), reaching the mark on Oct. 14, 2018
- Set a franchise record for the fewest games played to reach 150 catches (28), reaching the mark on Dec. 16, 2018
- Totaled at least 100 receiving yards in eight games in 2018, which tied as the second-most by a Steeler in a single season with Antonio Brown (2014 and 2017). (Record: Antonio Brown, 2015: 9)
- Totaled 1,972 receiving yards in the first 25 games of his career, the fourth-most by an NFL player since the 1970 AFL-NFL merger
- Recorded the fifth-most receptions (169), 10th-most receiving yards (2,343) and tied with Randy Moss for the fourth-most 100-receiving yard games (11) in a player's first two seasons in NFL history
- Amassed five TD catches before turning 21, the most in NFL history by a player before his 21st birthday (turned 21 on Nov. 22)
- First Steelers rookie - and just the fourth NFL rookie - to earn Offensive and Special Teams Player of the Week honors, joining Eddie Kennison (1996), Reggie Bush (2006) and Tyreek Hill (2016)
- Recorded the most receiving yards by a rookie in franchise history (917)
- At 20 years old in 2017, he became the youngest player to score a touchdown in the NFL since 1964 (Chicago's Andy Livingston) and the youngest NFL player to catch a touchdown pass since 1930 (Green Bay's Arnie Herber)
- Named AFC Offensive Player of the Week once (Week 10 in 2017)
- Named AFC Special Teams Player of the Week once (Week 17 in 2017).

2020 (STEELERS)

Leads the team in receiving yards in 2021 with 52 yards on four catches in Week 1

2020 (STEELERS)

- Saw action in 16 regular-season games with 14 starts
- Caught 97 passes for 831 yards and nine TDs
- Ranked fifth in the AFC and ninth in the NFL in receptions
- Ranked tied for fourth in the AFC and ninth in the NFL in receiving TDs
- His 75.8% catch percentage ranked third in the AFC and seventh in the NFL (receptions divided by targets)
- Ranked second in the NFL in third-down receptions (32), tied for second in third-down receptions that resulted in a first down (24) and tied for third in third-down TD receptions (four)
- Finished with 13 receptions for 157 yards (12.1 avg.) and one receiving TD in the Wild Card game vs. Cleveland
- His 13 receptions were a franchise postseason record and rank tied for fourth in NFL playoff history (Kellen Winslow, AFC-D: S.D. Chargers vs. Miami, 1981 (ot); Thurman Thomas, AFC-D: Buffalo vs. Cle. Browns, 1989; Shannon Sharpe, AFC-FR: Denver vs. L.A. Raiders, 1993; Chad Morton, NFC-D: New Orleans vs. Minnesota, 2000; T.Y. Hilton, AFC-FR: Indianapolis vs. Kansas City, 2013 and Demaryius Thomas, SB: Denver vs. Seattle, 2013)

2019 (STEELERS)

- Saw action in 12 regular-season games with 12 starts
- Inactive in four straight weeks (Week 12-15) following a knee injury at Cleveland (Nov. 14)
- Caught 42 passes for 552 yards and 3 TDs
- Caught five passes for 103 yards, including a 34-yard TD, against Miami in Week 8 (Oct. 28)

2018 (STEELERS)

- Saw action in all 16 games with 13 starts

- ♦ Set single-season highs with 1,426 receiving yards (fifth-most by a Steeler in a single season), the first 1,000-receiving yard season of his NFL career, 1,439 scrimmage yards and 111 catches (fourth-most by a Steeler in a single season)
- ♦ Added seven touchdown receptions
- ♦ Totaled at least 100 receiving yards in eight games in 2018, and in consecutive games (Nov. 18 – Nov. 25), which tied as the second-most by a Steeler in a single-season with Antonio Brown (2014 and 2017). (Record: Antonio Brown, 2015: 9)
- ♦ Tallied four games with at least 10 catches and 11 games with at least five catches in 2018

2017 (STEELERS)

- ♦ Saw action in 14 games with seven starts during the regular season and one start in the postseason
- ♦ Led all NFL rookies and set a franchise record for receiving yards by a rookie with 917 during the regular season
- ♦ Led the 2017 NFL rookie class in touchdown catches (7) and receptions of 40-plus yards (6)
- ♦ Fourth Steelers rookie with at least seven touchdown catches in their first season and the sixth rookie in Steelers history with at least eight total touchdowns in their first season
- ♦ Second rookie in Steelers history to record at least 95 receiving yards in back-to-back games, joining Jimmy Orr (1958: four games)
- ♦ First rookie in franchise history to record a kickoff return for a touchdown (96 yards) and a touchdown catch (20 yards) in the same game (Dec. 31, 2017 vs. Cleveland)
- ♦ Posted three 100-receiving yard games during his 2017 rookie season
- ♦ Second rookie in Steelers history to record at least 50 catches in their first NFL season, joining Troy Edwards (1999: 61)
- ♦ Fifth rookie in Steelers history with at least seven touchdown catches in their first season
- ♦ Seventh rookie in team history to post a touchdown catch in a playoff game and first since a 2014 AFC Wild Card game (Martavis Bryant, Jan. 3, 2015 vs. Baltimore)

TRANSACTIONS

- ♦ Signed a one-year contract with Pittsburgh on Mar. 19, 2021
- ♦ Suspended one game for violating the league's player safety rules on Dec. 5, 2017 (blindside block and taunting)
- ♦ Signed a four-year deal with the Steelers on May 17, 2017
- ♦ Drafted by Pittsburgh in the second round (62nd overall) of the 2017 NFL Draft

COLLEGE

- ♦ Saw action in 40 games with 39 starts at USC (2014-16)
- ♦ Totaled 213 receptions for 3,092 yards with 25 TD receptions
- ♦ His 213 receptions were the fourth-most in school history at the time
- ♦ Twelve 100-yard receiving games
- ♦ Named first-team All-Pac 12 in 2015, and earned second-team All-Pac-12 honors in 2014 and 2016
- ♦ Ten TD receptions in back-to-back seasons (2015-16)
- ♦ As a sophomore in 2015, earned second-team All-America honors by the AP, SI.com and Sporting News, as he led the Pac-12 in receiving yards (1,454), which were the third-most in single-season school history

PERSONAL

- ♦ Attended Long Beach Polytechnic HS (Long Beach, Calif.)
- ♦ Played wide receiver and safety
- ♦ As a senior, named to the Prep Star All-American Dream Team, and named Cal-Hi Sports All-State first team, All-CIF Pac-5 Division, Los Angeles Times All-Area, Orange County Register Fab 15 first team, Long Beach Press-Telegram Dream Team and All-Moore League Player of the Year
- ♦ As a junior, named Cal-Hi Sports California Junior of the Year, and named Cal Hi Sports All-State first team, Cal-Hi Sports All-State Junior first team, Max Preps All-State Division I first team, All-CIF Pac-5 Division Co-Offensive Player of the Year, Los Angeles Times All-Area and Long Beach Press Telegram All-Area Player of the Year
- ♦ Full name: John "JuJu" Smith-Schuster

REGULAR SEASON COMPARISON: RECEIVING - LAS VEGAS RAIDERS

DATE	OPP	W/L	GP/GS	REC	YDS.	AVG.	TD	LG	TGTS	YAC
12/9/18	PIT @ OAK	L	P	8	130	16.3	2	43	12	70
TOTALS		0/1	1/0	8	130	16.3	2	43	12	70

JUJU SMITH-SCHUSTER'S NFL REGULAR SEASON RUSHING/RECEIVING STATISTICS

DATE	TEAM	RECEIVING							RUSHING					
		GP	GS	NO.	YDS.	AVG.	LG	TD	NO.	YDS.	AVG.	LG	TD	
2017	Steelers	14	7	58	917	15.8	97t	7	0	0	0.0	0	0	
2018	Steelers	16	13	111	1,426	12.8	97t	7	1	13	13.0	13	0	
2019	Steelers	12	12	42	552	13.1	76t	3	0	0	0.0	0	0	
2020	Steelers	16	14	97	831	8.6	31t	9	0	0	0.0	0	0	
2021	Steelers	1	1	4	52	13.0	24	0	0	0	0.0	0	0	
NFL TOTALS		59	47	312	3,778	12.1	97T	26	1	13	13.0	13	0	

JUJU SMITH-SCHUSTER'S NFL POSTSEASON RUSHING/RECEIVING STATISTICS

RECEIVING														RUSHING					
DATE	TEAM	GP	GS	NO.	YDS.	AVG.	LG	TD	NO.	YDS.	AVG.	LG	TD						
2017	Steelers	1	1	3	5	1.7	4t	1	0	0	0.0	0	0						
2020	Steelers	1	1	13	157	12.1	33	1	0	0	0.0	0	0						
NFL TOTALS		2	2	16	162	10.1	33	2	0	0	0.0	0	0						

JUJU SMITH-SCHUSTER'S NFL REGULAR SEASON RETURN STATISTICS

KICKOFF RETURNS							PUNT RETURNS					
DATE	TEAM	RET.	YDS.	AVG.	LG	TD	NO.	FC	YDS.	AVG.	LG	TD
2017	Steelers	9	240	26.7	96t	1	0	0	0	0.0	0	0
2018	Steelers	0	0	0.0	0	0	0	0	0	0.0	0	0
2019	Steelers	0	0	0.0	0	0	0	0	0	0.0	0	0
2020	Steelers	0	0	0.0	0	0	0	0	0	0.0	0	0
2021	Steelers	0	0	0.0	0	0	0	0	0	0.0	0	0
NFL TOTALS		9	240	26.7	96T	1	0	0	0	0.0	0	0

JUJU SMITH-SCHUSTER'S NFL POSTSEASON RETURN STATISTICS

KICKOFF RETURNS						PUNT RETURNS						
DATE	TEAM	RET.	YDS.	AVG.	LG	TD	NO.	FC	YDS.	AVG.	LG	TD
2017	Steelers	1	23	23.0	23	0	0	0	0	0.0	0	0
2020	Steelers	0	0	0.0	0	0	0	0	0	0.0	0	0
NFL TOTALS		1	23	23.0	23	0	0	0	0	0.0	0	0

SINGLE-GAME HIGHS: RUSHING/RECEIVING

Rush Attempts	1 vs. Carolina Panthers, Nov 08, 2018
Rushing Yards	13 vs. Carolina Panthers, Nov 08, 2018
Longest Runs	13 vs. Carolina Panthers, Nov 08, 2018
Receptions	13 at Denver Broncos, Nov 25, 2018 13 vs. Kansas City Chiefs, Sep 16, 2018
Receiving Yards	193 at Detroit Lions, Oct 29, 2017 189 at Denver Broncos, Nov 25, 2018
Longest Receptions	97t at Denver Broncos, Nov 25, 2018 97t at Detroit Lions, Oct 29, 2017
Receiving TDs	2 at New York Giants, Sep 14, 2020 2 at Oakland Raiders, Dec 09, 2018
All-Purpose Yards	265 vs. Cleveland Browns, Dec 31, 2017 193 at Detroit Lions, Oct 29, 2017

Kickoff Returns	2 vs. Cleveland Browns, Dec 31, 2017 2 vs. New England Patriots, Dec 17, 2017
Kickoff Return Yards	122 vs. Cleveland Browns, Dec 31, 2017 49 vs. New England Patriots, Dec 17, 2017
Longest Kickoff Return	96t vs. Cleveland Browns, Dec 31, 2017 27 vs. New England Patriots, Dec 17, 2017
Kickoff Return TDs	1 vs. Cleveland Browns, Dec 31, 2017
Miscellaneous Tackles	2 vs. Jacksonville Jaguars, Oct 08, 2017 1 at New York Jets, Dec 22, 2019 ...9 more at 1.
Most TDs	2 at New York Giants, Sep 14, 2020 2 at Oakland Raiders, Dec 09, 2018 ...1 more at 2.
Receiving Average	30.0 vs. Carolina Panthers, Nov 08, 2018 27.6 at Detroit Lions, Oct 29, 2017

SINGLE-GAME HIGHS - POSTSEASON: RUSHING/RECEIVING

Receptions	13 vs. Cleveland Browns, Jan 10, 2021 3 vs. Jacksonville Jaguars, Jan 14, 2018
Receiving Yards	157 vs. Cleveland Browns, Jan 10, 2021 5 vs. Jacksonville Jaguars, Jan 14, 2018
Longest Receptions	33 vs. Cleveland Browns, Jan 10, 2021 27 vs. Cleveland Browns, Jan 10, 2021 25 vs. Cleveland Browns, Jan 10, 2021 18 vs. Cleveland Browns, Jan 10, 2021 15 vs. Cleveland Browns, Jan 10, 2021
Receiving TDs	1 vs. Cleveland Browns, Jan 10, 2021 1 vs. Jacksonville Jaguars, Jan 14, 2018
All-Purpose Yards	157 vs. Cleveland Browns, Jan 10, 2021 28 vs. Jacksonville Jaguars, Jan 14, 2018

Kickoff Returns	1 vs. Jacksonville Jaguars, Jan 14, 2018
Kickoff Return Yards	23 vs. Jacksonville Jaguars, Jan 14, 2018
Longest Kickoff Return	23 vs. Jacksonville Jaguars, Jan 14, 2018
Most TDs	1 vs. Cleveland Browns, Jan 10, 2021 1 vs. Jacksonville Jaguars, Jan 14, 2018

100-YARD RECEIVING GAMES (12): REGULAR SEASON

DATE	TEAM	NO.	YDS.	AVG.	LG	TD
10/29/17	at Lions	7	193	27.6	97t	1
12/17/17	PATRIOTS	6	114	19.0	69	0
12/31/17	BROWNS	9	143	15.9	46	0
09/09/18	at Browns	5	119	23.8	67	0
09/16/18	CHIEFS	13	121	9.3	21	1
09/24/18	at Buccaneers	9	116	12.9	43	0
10/14/18	at Bengals	7	111	15.9	29	0
11/18/18	at Jaguars	8	104	13.0	35	0
11/25/18	at Broncos	13	189	14.5	97t	1
12/09/18	at Raiders	8	130	16.3	43	2
12/23/18	at Saints	11	115	10.5	23	0
10/28/19	DOLPHINS	5	103	20.6	34	1

100-YARD RECEIVING GAMES (1): POSTSEASON

DATE	TEAM	NO.	YDS.	AVG.	LG	TD
01/10/21	BROWNS	13	157	12.1	33	1

+ - Overtime+ - Overtime

2020 GAME-BY-GAME REGULAR-SEASON STATISTICS (STEELERS)

DATE	OPPONENT	P/S	RECEIVING					RUSHING					W/L	SCORE
			NO.	YDS.	AVG.	LG	TD	NO.	YDS.	AVG.	LG	TD		
09/14	at Giants	S	6	69	11.5	17	2	0	0	0.0	0	0	W	26-16
09/20	Broncos	S	7	48	6.9	18	0	0	0	0.0	0	0	W	26-21
09/27	Texans	S	4	43	10.8	26t	1	0	0	0.0	0	0	W	28-21
10/11	Eagles	S	4	28	7.0	14	0	0	0	0.0	0	0	W	38-29
10/18	Browns	S	2	6	3.0	5	0	0	0	0.0	0	0	W	38-7
10/25	at Titans	S	9	85	9.4	28	0	0	0	0.0	0	0	W	27-24
11/01	at Ravens	S	7	67	9.6	24	0	0	0	0.0	0	0	W	28-24
11/08	at Cowboys	S	6	93	15.5	31t	1	0	0	0.0	0	0	W	24-19
11/15	Bengals	S	9	77	8.6	24	1	0	0	0.0	0	0	W	36-10
11/22	at Jaguars	S	4	19	4.8	9	0	0	0	0.0	0	0	W	27-3
12/02	Ravens	S	8	37	4.6	11	1	0	0	0.0	0	0	W	19-14
12/07	Washington	P	7	28	4.0	9	0	0	0	0.0	0	0	L	17-23
12/13	at Bills	S	6	55	9.2	20	1	0	0	0.0	0	0	L	15-26
12/21	at Bengals	S	3	15	5.0	21	0	0	0	0.0	0	0	L	17-27
12/27	Colts	S	9	96	10.7	25t	1	0	0	0.0	0	0	W	28-24
01/03	at Browns	P	6	65	10.8	26	1	0	0	0.0	0	0	L	22-24
2020 TOTALS			16-14	97	831	8.6	31T	9	0	0	0.0	0	0	12-4

2021 GAME-BY-GAME REGULAR-SEASON STATISTICS (STEELERS)

DATE	OPPONENT	P/S	RECEIVING					RUSHING					W/L	SCORE
			NO.	YDS.	AVG.	LG	TD	NO.	YDS.	AVG.	LG	TD		
09/12	at Bills	S	4	52	13.0	24	0	0	0	0.0	0	0	W	23-16
2021 TOTALS		1-1	4	52	13.0	24	0	0	0	0.0	0	0	1-0	

2017 GAME-BY-GAME POSTSEASON STATISTICS (STEELERS)

DATE	OPPONENT	P/S	RECEIVING					RUSHING					W/L	SCORE
			NO.	YDS.	AVG.	LG	TD	NO.	YDS.	AVG.	LG	TD		
01/14	Jaguars	S	3	5	1.7	4t	1	0	0	0.0	0	0	L	42-45
2017 TOTALS		1-1	3	5	1.7	4T	1	0	0	0.0	0	0	0-1	

2020 GAME-BY-GAME POSTSEASON STATISTICS (STEELERS)

DATE	OPPONENT	P/S	RECEIVING					RUSHING					W/L	SCORE
			NO.	YDS.	AVG.	LG	TD	NO.	YDS.	AVG.	LG	TD		
01/10	Browns	S	13	157	12.1	33	1	0	0	0.0	0	0	L	37-48
2020 TOTALS		1-1	13	157	12.1	33	1	0	0	0.0	0	0	0-1	



BENNY SNELL JR.

RUNNING BACK

HEIGHT: 5-10 BIRTHPLACE: Columbus, OH

WEIGHT: 224 HOW ACQUIRED: D4 '19

COLLEGE: Kentucky NFL EXPERIENCE: 3rd year

BORN: Feb. 26, 1998 (23)

PRO CAREER

- ✦ Has played in 30 games (six starts) over his three-year NFL career (all with Steelers)
- ✦ Has rushed for 794 yards and six TDs on 219 carries (3.6 yards per rush)
- ✦ Has caught 13 passes for 84 yards

2020 (STEELERS)

- ✦ Played in 16 regular-season games (three starts)
- ✦ Rushed for 368 yards and four TDs on 111 carries (3.3 yards per carry) and added 10 receptions for 61 yards
- ✦ Ran for a career-best 113 yards on 19 carries in Week 1 at N.Y. Giants
- ✦ Ran for a team-best 84 yards on 18 carries and a TD in Week 15 at Cincinnati

2019 (STEELERS)

- ✦ Played in 13 regular-season games (two starts)
- ✦ Inactive for three straight weeks (Weeks 9-11) following a knee injury suffered vs. Miami (Nov. 28)
- ✦ Rushed for 426 yards and two TDs on 108 carries (3.9 yards per carry) and added three receptions for 23 yards
- ✦ Rush for a team-high 75 yards on 17 attempts, added one reception for 14 yards, in Week 6 at L.A. Chargers
- ✦ Returned to action and made his first career start vs. Cincinnati in Week 12, rushing 21 times for 98 yards and added one catch for five yards and one special teams tackle
- ✦ Led the team with 63 rushing yards on 16 attempts and the first TD of his career – a 1-yard rush in the third quarter in Week 13 vs. Cleveland
- ✦ Led the team with 18 carries for 91 yards, including a four-yard go-ahead TD run in Week 17 at Baltimore

TRANSACTIONS

- ✦ Signed a four-year contract with Pittsburgh on May 8, 2019
- ✦ Drafted by the Steelers in the fourth round (122nd overall) in the 2019 NFL Draft

COLLEGE

- ✦ Played in 39 games (27 starts) at Kentucky
- ✦ Broke or tied 14 school records, including career rushing yards (3,873), total touchdowns (48), rushing touchdowns (48) and 100-yard games (19)
- ✦ Ranks second on program rushing attempts (737) and third on all-time scoring (290) charts
- ✦ Scored his 40th touchdown in just 31 games, the second fastest in SEC history to do so
- ✦ Became first Wildcat to amass 1,000-yards in a season three times
- ✦ Second-team All-America and first-team All-SEC selection as a junior
- ✦ Rushed for 1,449 yards – second-most in a single-season in school history – and for 16 touchdowns
- ✦ Earned Associated Press All-SEC first-team and second-team All-SEC selection after his sophomore season
- ✦ Started all 13 games and led the team in rushing attempts (262), rushing yards (1,333), rushing touchdowns (19) and rushing yards per game (102.5)
- ✦ Freshman All-SEC selection
- ✦ Two-time SEC Freshman of the Week
- ✦ Led all SEC freshmen in scoring with 78 points, setting a Kentucky freshman record for most rushing touchdowns in a game (four), most rushing yards (1,091), most rushing touchdowns (13), most total touchdowns (13), most 100-yard rushing games (five) and most rushing yards in a single-game (192)
- ✦ Graduated with a degree in pre-media art studies

PERSONAL

- ✦ Helped lead Westerville Central (Westerville, Ohio) High School to two Ohio Capital Conference titles, three straight Division I playoff appearances and a 35-6 overall record
- ✦ Totaled 1,826 rushing yards, 264 receiving yards and 29 touchdowns as a senior
- ✦ Son of April and Benjamin Snell
- ✦ Father, Benjamin, was a running back at Ohio Northern and was drafted by the Baltimore Ravens in 1998
- ✦ Great uncle, Matt Snell, was a running back for the New York Jets, helping the Jets win the 1969 Super Bowl after rushing for 121 on 30 carries in the 16-7 upset of the Baltimore Colts
- ✦ Full name: Benny Snell, Jr.

BENNY SNELL JR.'S NFL REGULAR SEASON RUSHING/RECEIVING STATISTICS

RUSHING														RECEIVING				
DATE	TEAM	GP	GS	NO.	YDS.	AVG.	LG	TD	NO.	YDS.	AVG.	LG	TD					
2019	Steelers	13	2	108	426	3.9	23	2	3	23	7.7	14	0					
2020	Steelers	16	3	111	368	3.3	30	4	10	61	6.1	14	0					
2021	Steelers	1	0	0	0	0.0	0	0	0	0	0.0	0	0					
NFL TOTALS		30	5	219	794	3.6	30	6	13	84	6.5	14	0					

BENNY SNELL JR.'S NFL POSTSEASON RUSHING/RECEIVING STATISTICS

		RUSHING							RECEIVING				
DATE	TEAM	GP	GS	NO.	YDS.	AVG.	LG	TD	NO.	YDS.	AVG.	LG	TD
2020	Steelers	1	0	2	13	6.5	11	0	1	4	4.0	4	0
NFL TOTALS		1	0	2	13	6.5	11	0	1	4	4.0	4	0

BENNY SNELL JR.'S NFL REGULAR SEASON RETURN STATISTICS

KICKOFF RETURNS							PUNT RETURNS					
DATE	TEAM	RET.	YDS.	AVG.	LG	TD	NO.	FC	YDS.	AVG.	LG	TD
2019	Steelers	1	8	8.0	8	0	0	0	0	0.0	0	0
2020	Steelers	0	0	0.0	0	0	0	0	0	0.0	0	0
2021	Steelers	0	0	0.0	0	0	0	0	0	0.0	0	0
NFL TOTALS		1	8	8.0	8	0	0	0	0	0.0	0	0

BENNY SNELL JR.'S NFL POSTSEASON RETURN STATISTICS

KICKOFF RETURNS							PUNT RETURNS					
DATE	TEAM	RET.	YDS.	AVG.	LG	TD	NO.	FC	YDS.	AVG.	LG	TD
2020	Steelers	0	0	0.0	0	0	0	0	0	0.0	0	0
NFL TOTALS		0	0	0.0	0	0	0	0	0	0.0	0	0

SINGLE-GAME HIGHS: RUSHING/RECEIVING

Rush Attempts	21 at Cincinnati Bengals, Nov 24, 2019 19 at New York Giants, Sep 14, 2020
Rushing Yards	113 at New York Giants, Sep 14, 2020 98 at Cincinnati Bengals, Nov 24, 2019
Longest Runs	30 at New York Giants, Sep 14, 2020 29 at Cincinnati Bengals, Dec 21, 2020
Rushing TDs	1 at Cincinnati Bengals, Dec 21, 2020 1 at Jacksonville Jaguars, Nov 22, 2020 ...3 more at 1.
Receptions	3 at Cincinnati Bengals, Dec 21, 2020 3 vs. Baltimore Ravens, Dec 02, 2020
Receiving Yards	33 vs. Baltimore Ravens, Dec 02, 2020 23 at Cincinnati Bengals, Dec 21, 2020
Longest Receptions	14 at Cincinnati Bengals, Dec 21, 2020 14 at Los Angeles Chargers, Oct 13, 2019

All-Purpose Yards	113 at New York Giants, Sep 14, 2020 107 at Cincinnati Bengals, Dec 21, 2020
Kickoff Returns	1 at Baltimore Ravens, Dec 29, 2019
Kickoff Return Yards	8 at Baltimore Ravens, Dec 29, 2019
Longest Kickoff Return	8 at Baltimore Ravens, Dec 29, 2019
Special Teams Tackles	2 at Buffalo Bills, Dec 13, 2020 1 at Buffalo Bills, Sep 12, 2021 ...7 more at 1.
Miscellaneous Tackles	1 at Cleveland Browns, Jan 03, 2021
Most TDs	1 at Cincinnati Bengals, Dec 21, 2020 1 at Jacksonville Jaguars, Nov 22, 2020 ...3 more at 1.

SINGLE-GAME HIGHS - POSTSEASON: RUSHING/RECEIVING

Rush Attempts	2 vs. Cleveland Browns, Jan 10, 2021
Rushing Yards	13 vs. Cleveland Browns, Jan 10, 2021
Longest Runs	11 vs. Cleveland Browns, Jan 10, 2021 2 vs. Cleveland Browns, Jan 10, 2021
Receptions	1 vs. Cleveland Browns, Jan 10, 2021

Receiving Yards	4 vs. Cleveland Browns, Jan 10, 2021
Longest Receptions	4 vs. Cleveland Browns, Jan 10, 2021
All-Purpose Yards	17 vs. Cleveland Browns, Jan 10, 2021

100-YARD RUSHING GAMES (1): REGULAR SEASON

DATE	TEAM	ATT.	YDS.	AVG.	LG	TD
09/14/20	at Giants	19	113	5.9	30	0

2019 GAME-BY-GAME REGULAR-SEASON STATISTICS (STEELERS)

DATE	OPPONENT	P/S	RUSHING					RECEIVING					W/L	SCORE
			NO.	YDS.	AVG.	LG	TD	NO.	YDS.	AVG.	LG	TD		
09/08	at Patriots	P	0	0	0.0	0	0	0	0	0.0	0	0	L	3-33
09/15	Seahawks	P	1	23	23.0	23	0	0	0	0.0	0	0	L	26-28
09/22	at 49ers	P	3	6	2.0	4	0	0	0	0.0	0	0	L	20-24
09/30	Bengals	P	2	1	0.5	1	0	0	0	0.0	0	0	W	27-3
10/06	Ravens	P	0	0	0.0	0	0	0	0	0.0	0	0	L	23-26+
10/13	at Chargers	P	17	75	4.4	20	0	1	14	14.0	14	0	W	24-17
10/28	Dolphins	P	5	13	2.6	5	0	0	0	0.0	0	0	W	27-14
11/03	Colts						INACTIVE						W	26-24
11/10	Rams						INACTIVE						W	17-12
11/14	at Browns						INACTIVE						L	7-21
11/24	at Bengals	S	21	98	4.7	21	0	1	5	5.0	5	0	W	16-10
12/01	Browns	P	16	63	3.9	14	1	1	4	4.0	4	0	W	20-13
12/08	at Cardinals	P	16	41	2.6	9	0	0	0	0.0	0	0	W	23-17
12/15	Bills	P	2	1	0.5	2	0	0	0	0.0	0	0	L	10-17
12/22	at Jets	P	7	14	2.0	6	0	0	0	0.0	0	0	L	16-16
12/29	at Ravens	S	18	91	5.1	19	1	0	0	0.0	0	0	L	10-28
2019 TOTALS	13-2		108	426	3.9	23	2	3	23	7.7	14	0	8-8	

+ - Overtime

2020 GAME-BY-GAME REGULAR-SEASON STATISTICS (STEELERS)


DATE	OPPONENT	P/S	RUSHING					RECEIVING					W/L	SCORE
			NO.	YDS.	AVG.	LG	TD	NO.	YDS.	AVG.	LG	TD		
09/14	at Giants	P	19	113	5.9	30	0	0	0	0.0	0	0	W	26-16
09/20	Broncos	P	3	5	1.7	3	0	1	-4	-4.0	-4	0	W	26-21
09/27	Texans	P	7	11	1.6	4	0	0	0	0.0	0	0	W	28-21
10/11	Eagles	P	7	19	2.7	8	0	0	0	0.0	0	0	W	38-29
10/18	Browns	P	6	17	2.8	5	1	1	4	4.0	4	0	W	38-7
10/25	at Titans	P	2	2	1.0	1t	1	0	0	0.0	0	0	W	27-24
11/01	at Ravens	P	0	0	0.0	0	0	0	0	0.0	0	0	W	28-24
11/08	at Cowboys	P	3	1	0.3	3	0	0	0	0.0	0	0	W	24-19
11/15	Bengals	P	3	12	4.0	8	0	0	0	0.0	0	0	W	36-10
11/22	at Jaguars	P	7	15	2.1	5	1	0	0	0.0	0	0	W	27-3
12/02	Ravens	S	16	60	3.8	13	0	3	33	11.0	13	0	W	19-14
12/07	Washington	S	8	5	0.6	4	0	2	5	2.5	4	0	L	17-23
12/13	at Bills	P	3	14	4.7	7	0	0	0	0.0	0	0	L	15-26
12/21	at Bengals	S	18	84	4.7	29	1	3	23	7.7	14	0	L	17-27
12/27	Colts	P	6	0	0.0	2	0	0	0	0.0	0	0	W	28-24
01/03	at Browns	P	3	10	3.3	6	0	0	0	0.0	0	0	L	22-24
2020 TOTALS	16-3		111	368	3.3	30	4	10	61	6.1	14	0	12-4	

2021 GAME-BY-GAME REGULAR-SEASON STATISTICS (STEELERS)

DATE	OPPONENT	P/S	RUSHING					RECEIVING					W/L	SCORE
			NO.	YDS.	AVG.	LG	TD	NO.	YDS.	AVG.	LG	TD		
09/12	at Bills	P	0	0	0.0	0	0	0	0	0.0	0	0	W	23-16
2021 TOTALS			1-0	0	0	0.0	0	0	0	0.0	0	0	1-0	

2020 GAME-BY-GAME POSTSEASON STATISTICS (STEELERS)

DATE	OPPONENT	P/S	RUSHING					RECEIVING					W/L	SCORE
			NO.	YDS.	AVG.	LG	TD	NO.	YDS.	AVG.	LG	TD		
01/10	Browns	P	2	13	6.5	11	0	1	4	4.0	4	0	L	37-48
2020 TOTALS			1-0	2	13	6.5	11	0	1	4	4.0	4	0	0-1



ROBERT SPILLANE

LINEBACKER

(Spuh-LANE)

HEIGHT: 6-1

BIRTHPLACE Oak Park, IL

WEIGHT: 229

HOW ACQUIRED: FA '19

COLLEGE: Western Michigan

NFL EXPERIENCE: 3rd year

BORN: Dec. 14, 1995 (25)

PRO CAREER

- ✦ Has played in 22 games (seven starts) over his four-year NFL career (Titans, 2018-19; Steelers, 2019-21)
- ✦ Has registered 44 tackles, 38 solo stops, four tackles for loss, four passes defended, three quarterback hits, 2.0 sacks, one interception, one interception return for TD and one fumble recovery

2021 (STEELERS)

Sustained an injury during pregame of the season opener at Buffalo and was designated inactive

2020 (STEELERS)

- ✦ Played in 12 regular-season games (seven starts)
- ✦ Registered 43 tackles, 37 solo stops, four tackles for loss, four passes defended, three quarterback hits, 2.0 sacks, one interception, one interception return for TD and one fumble recovery
- ✦ Saw increased snaps after an injury to LB Devin Bush in Week 6 vs. Cleveland; recorded six tackles (five solo), including one tackle for loss
- ✦ Made his first NFL start at inside linebacker with LB Devin Bush moved to IR and recorded three tackles (two solo) in Week 7 at Tennessee
- ✦ Registered his first career interception, picking off QB Lamar Jackson at the Steelers' 33-yard line and returning it for a TD on the third play of the game in Week 8 at Baltimore; also led the team with a career-high 11 tackles (10 solo), forced a fumble and added two pass breakups
- ✦ Registered five tackles (four solo), and his first career sack – a six-yard take-down of QB Joe Burrow in Week 10 vs. Cincinnati
- ✦ Recorded three tackles (two solo), one for loss, two passes defended, two quarterback hits and a nine-yard sack of QB Alex Smith before exiting the game with a knee injury in Week 13 vs. Washington
- ✦ Knee injury sidelined him for four weeks (Weeks 14-17)
- ✦ Finished with a team-high nine tackles (six solo) in the Wild Card playoff game vs. Cleveland

2019 (STEELERS)

- ✦ Spent portions of the season on the Steelers' practice squad before being promoted to the 53-man roster
- ✦ Saw action in eight games, primarily on special teams during the second half of the season

2018 (TITANS)

- ✦ Played vs. the Ravens (Week 6) and at L.A. Chargers (Week 7)
- ✦ Spent the first four games on the Tennessee practice squad

TRANSACTIONS

- ✦ Signed a one-year contract with Pittsburgh on Mar. 13, 2021
- ✦ Promoted to the Steelers active roster on Nov. 6, 2019
- ✦ Signed to the Pittsburgh practice squad on Oct. 8, 2019
- ✦ Waived by the Steelers on Sept. 24, 2019
- ✦ Signed to the Pittsburgh practice squad on Sept. 1, 2019
- ✦ Waived by the Steelers on Aug. 31, 2019
- ✦ Signed to a reserve/future contract by Pittsburgh on Feb. 9, 2019
- ✦ Waived by Tennessee on October 29, 2018
- ✦ Promoted to the Titans active roster on Oct. 9, 2018
- ✦ Signed to the Tennessee practice squad on Sept. 2, 2018
- ✦ Waived by the Titans on Sept. 1, 2018
- ✦ Originally entered the League as an undrafted free agent with Tennessee after the 2018 NFL Draft

COLLEGE

- ✦ Finished his college career at Western Michigan with 312 tackles, 32.5 tackles for loss, 10.0 sacks, four interceptions, five pass breakups, two fumble recoveries and three forced fumbles
- ✦ All Mid-American Conference Second Team in both his junior and senior seasons
- ✦ Recorded 88 tackles, 11 tackles for loss and 1.5 sacks as a senior in 2017
- ✦ Registered 10 or more tackles in four different games in 2017

- ## PERSONAL

- ### ROBERT SPILLANE'S NFL REGULAR SEASON DEFENSIVE STATISTICS

ROBERT SPILLANE'S NFL POSTSEASON DEFENSIVE STATISTICS

SINGLE-GAME HIGHS - POSTSEASON: DEFENSIVE

Total Tackles 9 vs. Cleveland Browns, Jan 10, 2021

2018 GAME-BY-GAME REGULAR-SEASON STATISTICS (TITANS)

[illegible]

2019 GAME-BY-GAME REGULAR-SEASON STATISTICS (TITANS/STEELERS)

			TACKLES							INTERCEPTIONS					O. FUMB			ST					MISC							
DATE	OPPONENT	P/S	TK	S	A	SK	YDS	TFL	YDS	QBH	NO	YDS	LG	TD	PD	FF	FR	YDS	TK	S	A	FF	FR	S	A	W/L	SCORE			
09/08	at Browns										NOT ON ROSTER																		W	43-13
09/15	Colts										NOT ON ROSTER																		L	17-19
09/19	at Jaguars										NOT ON ROSTER																		L	7-20
09/29	at Falcons										NOT ON ROSTER																		W	24-10
10/06	Bills										NOT ON ROSTER																		L	7-14
10/13	at Broncos										NOT ON ROSTER																		L	0-16
10/20	Chargers										NOT ON ROSTER																		W	23-20
10/27	Buccaneers										NOT ON ROSTER																		W	27-23
Went from Titans to Steelers.																														
PRACTICE SQUAD																														
11/03	Colts																									W	26-24			
11/10	Rams	P	0	0	0	0.0	0.0	0	0	0	0	0	0	0	0	0	0	0	2	2	0	0	0	0	0	0	W	17-12		
11/14	at Browns	P	0	0	0	0.0	0.0	0	0	0	0	0	0	0	0	0	0	0	1	1	0	0	0	0	0	0	L	7-21		
11/24	at Bengals	P	0	0	0	0.0	0.0	0	0	0	0	0	0	0	0	0	0	0	4	1	3	0	0	0	0	0	W	16-10		
12/01	Browns	P	0	0	0	0.0	0.0	0	0	0	0	0	0	0	0	0	0	0	0	0	0	0	0	0	0	0	W	20-13		
12/08	at Cardinals	P	0	0	0	0.0	0.0	0	0	0	0	0	0	0	0	0	0	0	2	2	0	0	0	0	0	0	W	23-17		
12/15	Bills	P	0	0	0	0.0	0.0	0	0	0	0	0	0	0	0	0	0	0	0	0	0	0	0	0	0	0	L	10-17		
12/22	at Jets	P	0	0	0	0.0	0.0	0	0	0	0	0	0	0	0	0	0	0	0	0	0	0	0	0	0	0	L	10-16		
12/29	at Ravens	P	1	1	0	0.0	0.0	0	0	0	0	0	0	0	0	0	0	0	1	1	0	0	0	0	0	0	L	10-28		
2019 TOTALS		8-0	1	1	0	0.0	0.0	0	0	0	0	0	0	0	0	0	0	0	10	7	3	0	0	0	0	9-8				

2020 GAME-BY-GAME REGULAR-SEASON STATISTICS (STEELERS)


DATE	OPPONENT	P/S	TACKLES							INTERCEPTIONS				O. FUMB			ST				MISC		W/L	SCORE		
			TK	S	A	SK	YDS	TFL	YDS	QBH	NO	YDS	LG	TD	PD	FF	FR	YDS	TK	S	A	FF			FR	S
09/14	at Giants	P	0	0	0	0.0	0.0	0	0	0	0	0	0	0	0	0	0	1	0	0	0	0	0	0	W	26-16
09/20	Broncos	P	0	0	0	0.0	0.0	0	0	0	0	0	0	0	0	0	0	0	0	0	0	0	0	0	W	26-21
09/27	Texans	P	0	0	0	0.0	0.0	0	0	0	0	0	0	0	0	0	0	0	0	0	0	0	0	0	W	28-21
10/11	Eagles	P	0	0	0	0.0	0.0	0	0	0	0	0	0	0	0	0	0	0	0	0	0	0	0	0	W	38-29
10/18	Browns	P	5	4	1	0.0	0.0	1	6	0	0	0	0	0	0	0	0	1	1	0	0	0	0	0	W	38-7
10/25	at Titans	S	3	2	1	0.0	0.0	0	0	0	0	0	0	0	0	0	0	0	0	0	0	0	0	0	W	27-24
11/01	at Ravens	S	11	10	1	0.0	0.0	1	0	0	1	33	33	1	2	0	1	0	0	0	0	0	0	0	W	28-24
11/08	at Cowboys	S	6	6	0	0.0	0.0	0	0	0	0	0	0	0	0	0	0	0	0	0	0	0	0	0	W	24-19
11/15	Bengals	S	5	4	1	1.0	6.0	1	6	1	0	0	0	0	0	0	0	0	0	0	0	0	0	0	W	36-10
11/22	at Jaguars	S	4	3	1	0.0	0.0	0	0	0	0	0	0	0	0	0	0	0	0	0	0	0	0	0	W	27-3
12/02	Ravens	S	6	6	0	0.0	0.0	0	0	0	0	0	0	0	0	0	0	0	0	0	0	0	0	0	W	19-14
12/07	Washington	S	3	2	1	1.0	9.0	1	9	2	0	0	0	0	2	0	0	0	0	0	0	0	0	0	L	17-23
12/13	at Bills										DID NOT PLAY														L	15-26
12/21	at Bengals										DID NOT PLAY														L	17-27
12/27	Colts										DID NOT PLAY														W	28-24
01/03	at Browns										DID NOT PLAY														L	22-24
2020 TOTALS		12-7	43	37	6	2.0	15.0	4	21	3	1	33	33	1	4	0	1	0	2	2	0	0	0	0	12-4	

2021 GAME-BY-GAME REGULAR-SEASON STATISTICS (STEELERS)

TACKLES										INTERCEPTIONS					O. FUMB			ST					MISC					
DATE	OPPONENT	P/S	TK	S	A	SK	YDS	TFL	YDS	QBH	NO	YDS	LG	TD	PD	FF	FR	YDS	TK	S	A	FF	FR	S	A	W/L	SCORE	
09/12	at Bills										ON INACTIVE LIST																W	23-16
2021 TOTALS			0	0	0	0	0.0	0.0	0	0	0	0	0	0	0	0	0	0	0	0	0	0	0	0	0	0	1-0	

2020 GAME-BY-GAME POSTSEASON STATISTICS (STEELERS)

			TACKLES							INTERCEPTIONS				O. FUMB			ST				MISC						
DATE	OPPONENT	P/S	TK	S	A	SK	YDS	TFL	YDS	QBH	NO	YDS	LG	TD	PD	FF	FR	YDS	TK	S	A	FF	FR	S	A	W/L	SCORE
01/10	Browns	S	9	6	3	0.0	0.0	0	0	0	0	0	0	0	0	0	0	0	0	0	0	0	0	0	0	L	37-48
2020 TOTALS		1-1	9	6	3	0.0	0.0	0	0	0	0	0	0	0	0	0	0	0	0	0	0	0	0	0	0	0-1	



CAMERON SUTTON

CORNERBACK

HEIGHT: 5-11 BIRTHPLACE: Jonesboro, GA

WEIGHT: 188 HOW ACQUIRED: D3a '17

COLLEGE: Tennessee NFL EXPERIENCE: 5th year

BORN: Feb. 27, 1995 (26)

PRO CAREER

- Has played in 53 games (nine starts) over his five-year NFL career (all with Steelers)
- Has registered 74 tackles, 66 solo stops, 19 passes defended, four forced fumbles, three interceptions, five tackles for loss, three quarterback hits, 2.0 sacks and one fumble recovery

2021 (STEELERS)

- Tied a single-game career high with five solo tackles in Week 1 at Buffalo

2020 (STEELERS)

- Saw action in all 16 regular-season games and started six
- Registered 29 tackles, eight passes defended, three forced fumbles, one fumble recovery, one tackle for loss and 1.0 sack
- Recorded a forced fumble in three straight games (Week 8 at BAL, Week 9 at DAL and Week 10 vs. CIN)

- ✦ His three-game streak with a forced fumble was tied for the ninth longest streak in the NFL since 2000
- ✦ Intercepted a pass from Cleveland QB Baker Mayfield in the second quarter, setting up a scoring drive for Pittsburgh, and added two solo tackles and a sack in Week 6
- ✦ Forced a Dallas fumble that was recovered by S Minkah Fitzpatrick in the second quarter and added four solo tackles in Week 9
- ✦ Forced a Cincinnati fumble that was recovered at the Pittsburgh 45-yard line and added four solo tackles and one tackle for loss in Week 10
- ✦ Recovered his first career fumble that led to a Steelers TD two plays later and recorded two solo tackles and three passes defended in Week 14 at Buffalo

2019 (STEELERS)

- ✦ Saw action in all 16 regular-season games
- ✦ Registered 16 tackles on defense (13 solo), five passes defended, two tackles for loss, one interception and registered his first career sack
- ✦ Picked off Phillip Rivers with just over a minute left in the fourth quarter to end the game at L.A. Chargers in Week 6 and credited with three passes defended – a single game career high
- ✦ Registered the first sack of his career, taking down Baker Mayfield, on Cleveland's first drive of the fourth quarter in Week 13

2018 (STEELERS)

- ◆ Saw action in 15 of 16 regular-season games, playing primarily on special teams
- ◆ Finished the season with 22 tackles on defense (20 solo), three passes defended and one interception
- ◆ Added three special teams tackles
- ◆ Picked off Cleveland QB Tyrod Taylor in Week 1 to mark the first interception of his NFL career

2017 (STEELERS)

- ◆ Spent the first 12 weeks of the season on injured reserve (DFR) due to a hamstring injury
- ◆ Saw action in five regular-season games and one playoff game with one start in Week 15 vs. New England
- ◆ Finished the season with five tackles and one pass defended
- ◆ Made first start of his NFL career vs. New England in Week 15 and tallied three tackles (two solo)

TRANSACTIONS

- ✦ Signed a two-year deal with Pittsburgh on Mar. 15, 2021
- ✦ Activated from the Steelers Reserve/Injured list on Nov. 21, 2017
- ✦ Placed on Pittsburgh Reserve/Injured list on Sept. 4, 2017
- ✦ Signed a four-year deal with the Steelers on June 13, 2017
- ✦ Drafted by Pittsburgh with the first of two third-round selections (94th overall) of the 2017 NFL Draft

COLLEGE

- ✦ Started all 45 games played at Tennessee (2013-16)
- ✦ Totaled 127 tackles, 13 tackles for loss, seven interceptions, 30 pass breakups, three forced fumbles and three fumble recoveries
- ✦ His 30 pass breakups were a school record
- ✦ Added 657 punt return yards with three TD punt returns
- ✦ As a junior, led the nation in punt return average (18.7), and returned two punts for TDs, as he earned *Sporting News* First-Team All-America honors
- ✦ As a sophomore, named All-SEC Third Team by Phil Steele
- ✦ Earned Freshman All-SEC honors and was named Freshman All-American by Athlon Sports
- ✦ Graduated in 2016 with a degree in communication studies

PERSONAL

- ✦ Attended Jonesboro High School (Jonesboro, Ga.)
- ✦ Played cornerback, wide receiver and served as the return specialist
- ✦ As a senior, totaled 1,396 all-purpose yards with 19 total TDs, as he was named All-State by the *Atlanta Journal-Constitution* in Class 4A
- ✦ Added first-team all-county and all-area honors as a sophomore, junior and senior
- ✦ Also played baseball and basketball for three years
- ✦ Son of Dalton and Nedra Sutton
- ✦ Full name: Cameron Amir Sutton

CAMERON SUTTON'S NFL REGULAR SEASON DEFENSIVE STATISTICS

DATE	TEAM	TACKLES										INTERCEPTIONS						O. FUMB.			ST				MISC	
		GP	GS	TK	S	A	TFL	YDS	SK	YDS	QBH	NO	YDS	LG	TD	PD	FF	FR	YDS	TK	S	A	FF	FR	S	A
2017	Steelers	5	1	5	4	1	0	0.0	0.0	0	0	0	0	0	1	0	0	0	0	0	0	0	0	0	0	0
2018	Steelers	15	1	19	18	1	0	0.0	0.0	0	2	1	0	0	3	0	0	0	0	3	2	1	1	0	0	0
2019	Steelers	16	0	16	13	3	2	2	1.0	1.0	1	1	26	26	0	5	0	0	0	0	0	0	0	0	0	0
2020	Steelers	16	6	29	26	3	1	4	1.0	0.0	0	1	0	0	8	3	1	0	1	1	0	0	0	0	0	0
2021	Steelers	1	1	5	5	0	2	0	0.0	0.0	0	0	0	0	2	0	0	0	0	0	0	0	0	0	0	0
NFL TOTALS		53	9	74	66	8	5	15	2.0	1.0	3	3	26	26	0	19	3	1	0	4	3	1	1	0	0	0

CAMERON SUTTON'S NFL POSTSEASON DEFENSIVE STATISTICS

[illegible]

SINGLE-GAME HIGHS: DEFENSIVE

Total Tackles	5 at Buffalo Bills, Sep 12, 2021	Tackles For Loss	2 at Buffalo Bills, Sep 12, 2021
	5 at Cincinnati Bengals, Oct 14, 2018		1 vs. Cincinnati Bengals, Nov 15, 2020
Sacks	1.0 vs. Cleveland Browns, Oct 18, 2020		...2 more at 1.
	1.0 vs. Cleveland Browns, Dec 01, 2019	Interceptions	1 vs. Cleveland Browns, Oct 18, 2020
Passes Defensed	3 at Los Angeles Chargers, Oct 13, 2019		1 at Los Angeles Chargers, Oct 13, 2019
	2 at Buffalo Bills, Sep 12, 2021		...1 more at 1.
	...3 more at 2.	Interception Return Yards	26 at Los Angeles Chargers, Oct 13, 2019
Forced Fumbles	1 vs. Cincinnati Bengals, Nov 15, 2020	Special Teams Tackles	1 at Dallas Cowboys, Nov 08, 2020
	1 at Dallas Cowboys, Nov 08, 2020		1 vs. Cincinnati Bengals, Dec 30, 2018
	...1 more at 1.		...2 more at 1.
Fumble Recoveries	1 at Buffalo Bills, Dec 13, 2020	Special Teams Forced Fumbles	1 vs. Kansas City Chiefs, Sep 16, 2018

SINGLE-GAME HIGHS - POSTSEASON: DEFENSIVE

Total Tackles	2 vs. Cleveland Browns, Jan 10, 2021	Passes Defensed	1 vs. Cleveland Browns, Jan 10, 2021
---------------	--------------------------------------	-----------------	--------------------------------------

2017 GAME-BY-GAME REGULAR-SEASON STATISTICS (STEELERS)

DATE	OPPONENT	P/S	TACKLES							INTERCEPTIONS				O. FUMB			ST				MISC		W/L	SCORE			
			TK	S	A	SK	YDS	TFL	YDS	QBH	NO	YDS	LG	TD	PD	FF	FR	YDS	TK	S	A	FF			FR	S	A
11/26	Packers									DID NOT PLAY (NON-INJURY)																W	31-28
12/04	at Bengals	P	0	0	0	0.0	0.0	0	0	0	0	0	0	0	1	0	0	0	0	0	0	0	0	0	0	W	23-20
12/10	Ravens	P	2	2	0	0.0	0.0	0	0	0	0	0	0	0	0	0	0	0	0	0	0	0	0	0	0	W	39-38
12/17	Patriots	S	3	2	1	0.0	0.0	0	0	0	0	0	0	0	0	0	0	0	0	0	0	0	0	0	0	L	24-27
12/25	at Texans	P	0	0	0	0.0	0.0	0	0	0	0	0	0	0	0	0	0	0	0	0	0	0	0	0	0	W	34-6
12/31	Browns	P	0	0	0	0.0	0.0	0	0	0	0	0	0	0	0	0	0	0	0	0	0	0	0	0	0	W	28-24
2017 TOTALS		5-1	5	4	1	0.0	0.0	0	0	0	0	0	0	0	1	0	0	0	0	0	0	0	0	0	0	5-1	

2018 GAME-BY-GAME REGULAR-SEASON STATISTICS (STEELERS)

DATE	OPPONENT	P/S	TACKLES							INTERCEPTIONS				O. FUMB			ST				MISC		W/L/T	SCORE			
			TK	S	A	SK	YDS	TFL	YDS	QBH	NO	YDS	LG	TD	PD	FF	FR	YDS	TK	S	A	FF			FR	S	A
09/09	at Browns	P	2	2	0	0.0	0.0	0	0	0	1	0	0	0	2	0	0	0	0	0	0	0	0	0	0	T	21-21
09/16	Chiefs	S	2	2	0	0.0	0.0	0	0	0	0	0	0	0	0	0	0	1	1	0	1	0	0	0	0	L	37-42
09/24	at Buccaneers	P	0	0	0	0.0	0.0	0	0	0	0	0	0	0	0	0	0	0	0	0	0	0	0	0	0	W	30-27
09/30	Ravens	P	3	3	0	0.0	0.0	0	0	0	0	0	0	0	0	0	0	0	0	0	0	0	0	0	0	L	14-26
10/07	Falcons	P	4	4	0	0.0	0.0	0	0	0	0	0	0	0	0	0	0	1	1	0	0	0	0	0	0	W	41-17
10/14	at Bengals	P	5	5	0	0.0	0.0	0	0	0	0	0	0	1	0	0	0	0	0	0	0	0	0	0	0	W	28-21
10/28	Browns	P	0	0	0	0.0	0.0	0	0	0	0	0	0	0	0	0	0	0	0	0	0	0	0	0	0	W	33-18
11/04	at Ravens	P	0	0	0	0.0	0.0	0	0	0	0	0	0	0	0	0	0	0	0	0	0	0	0	0	0	W	23-16
11/08	Panthers	P	0	0	0	0.0	0.0	0	0	0	0	0	0	0	0	0	0	0	0	0	0	0	0	0	0	W	52-21
11/18	at Jaguars	P	0	0	0	0.0	0.0	0	0	0	0	0	0	0	0	0	0	0	0	0	0	0	0	0	0	W	20-16
11/25	at Broncos	P	0	0	0	0.0	0.0	0	0	0	0	0	0	0	0	0	0	0	0	0	0	0	0	0	0	L	17-24
12/02	Chargers										INACTIVE														L	30-33	
12/09	at Raiders	P	0	0	0	0.0	0.0	0	0	0	0	0	0	0	0	0	0	0	0	0	0	0	0	0	0	L	21-24
12/16	Patriots	P	2	1	1	0.0	0.0	0	0	0	0	0	0	0	0	0	0	0	0	0	0	0	0	0	0	W	17-10
12/23	at Saints	P	0	0	0	0.0	0.0	0	0	0	0	0	0	0	0	0	0	0	0	0	0	0	0	0	0	L	28-31
12/30	Bengals	P	1	1	0	0.0	0.0	0	0	2	0	0	0	0	0	0	0	1	1	0	0	0	0	0	0	W	16-13
2018 TOTALS		15-1	19	18	1	0.0	0.0	0	0	2	1	0	0	0	3	0	0	0	3	2	1	1	0	0	0	9-6-1	

2019 GAME-BY-GAME REGULAR-SEASON STATISTICS (STEELERS)

DATE	OPPONENT	P/S	TACKLES							INTERCEPTIONS				O. FUMB			ST				MISC		W/L	SCORE		
			TK	S	A	SK	YDS	TFL	YDS	QBH	NO	YDS	LG	TD	PD	FF	FR	YDS	TK	S	A	FF			FR	S
09/08	at Patriots	P	1	1	0	0.0	0.0	0	0	0	0	0	0	0	0	0	0	0	0	0	0	0	0	0	L	3-33
09/15	Seahawks	P	3	3	0	0.0	0.0	1	1	0	0	0	0	0	0	0	0	0	0	0	0	0	0	0	L	26-28
09/22	at 49ers	P	0	0	0	0.0	0.0	0	0	0	0	0	0	0	0	0	0	0	0	0	0	0	0	0	L	20-24
09/30	Bengals	P	2	1	1	0.0	0.0	0	0	0	0	0	0	1	0	0	0	0	0	0	0	0	0	0	W	27-3
10/06	Ravens	P	0	0	0	0.0	0.0	0	0	0	0	0	0	1	0	0	0	0	0	0	0	0	0	0	L	23-26+
10/13	at Chargers	P	1	1	0	0.0	0.0	0	0	0	1	26	26	0	3	0	0	0	0	0	0	0	0	0	W	24-17
10/28	Dolphins	P	0	0	0	0.0	0.0	0	0	0	0	0	0	0	0	0	0	0	0	0	0	0	0	0	W	27-14
11/03	Colts	P	1	1	0	0.0	0.0	0	0	0	0	0	0	0	0	0	0	0	0	0	0	0	0	0	W	26-24
11/10	Rams	P	2	1	1	0.0	0.0	0	0	0	0	0	0	0	0	0	0	0	0	0	0	0	0	0	W	17-12
11/14	at Browns	P	1	1	0	0.0	0.0	0	0	0	0	0	0	0	0	0	0	0	0	0	0	0	0	0	L	7-21
11/24	at Bengals	P	1	0	1	0.0	0.0	0	0	0	0	0	0	0	0	0	0	0	0	0	0	0	0	0	W	16-10
12/01	Browns	P	1	1	0	1.0	1.0	1	1	1	0	0	0	0	0	0	0	0	0	0	0	0	0	0	W	20-13
12/08	at Cardinals	P	1	1	0	0.0	0.0	0	0	0	0	0	0	0	0	0	0	0	0	0	0	0	0	0	W	23-17
12/15	Bills	P	1	1	0	0.0	0.0	0	0	0	0	0	0	0	0	0	0	0	0	0	0	0	0	0	L	10-17
12/22	at Jets	P	0	0	0	0.0	0.0	0	0	0	0	0	0	0	0	0	0	0	0	0	0	0	0	0	L	10-16
12/29	at Ravens	P	1	1	0	0.0	0.0	0	0	0	0	0	0	0	0	0	0	0	0	0	0	0	0	0	L	10-28
2019 TOTALS			16-0	16	13	3	1.0	1.0	2	2	1	1	26	26	0	5	0	0	0	0	0	0	0	0	8-8	

+ = Overtime

2020 GAME-BY-GAME REGULAR-SEASON STATISTICS (STEELERS)

DATE	OPPONENT	P/S	TACKLES							INTERCEPTIONS				O. FUMB			ST			MISC		W/L	SCORE			
			TK	S	A	SK	YDS	TFL	YDS	QBH	NO	YDS	LG	TD	PD	FF	FR	YDS	TK	S	A			FF	FR	S
09/14	at Giants	P	1	0	1	0.0	0.0	0	0	0	0	0	0	0	0	0	0	0	0	0	0	0	0	0	W	26-16
09/20	Broncos	P	1	0	1	0.0	0.0	0	0	0	0	0	0	0	0	0	0	0	0	0	0	0	0	0	W	26-21
09/27	Texans	P	0	0	0	0.0	0.0	0	0	0	0	0	0	0	0	0	0	0	0	0	0	0	0	0	W	28-21
10/11	Eagles	P	0	0	0	0.0	0.0	0	0	0	0	0	0	0	0	0	0	0	0	0	0	0	0	0	W	38-29
10/18	Browns	P	2	2	0	1.0	0.0	0	0	0	1	0	0	0	1	0	0	0	0	0	0	0	0	0	W	38-7
10/25	at Titans	P	4	4	0	0.0	0.0	0	0	0	0	0	0	0	2	0	0	0	0	0	0	0	0	0	W	27-24
11/01	at Ravens	P	2	2	0	0.0	0.0	0	0	0	0	0	0	0	0	1	0	0	0	0	0	0	0	0	W	28-24
11/08	at Cowboys	S	3	3	0	0.0	0.0	0	0	0	0	0	0	0	0	1	0	0	1	1	0	0	0	0	W	24-19
11/15	Bengals	S	4	4	0	0.0	0.0	1	4	0	0	0	0	0	0	1	0	0	0	0	0	0	0	0	W	36-10
11/22	at Jaguars	P	3	2	1	0.0	0.0	0	0	0	0	0	0	0	1	0	0	0	0	0	0	0	0	0	W	27-3
12/02	Ravens	P	1	1	0	0.0	0.0	0	0	0	0	0	0	0	0	0	0	0	0	0	0	0	0	0	W	19-14
12/07	Washington	S	3	3	0	0.0	0.0	0	0	0	0	0	0	0	1	0	0	0	0	0	0	0	0	0	L	17-23
12/13	at Bills	S	2	2	0	0.0	0.0	0	0	0	0	0	0	0	2	0	1	0	0	0	0	0	0	0	L	15-26
12/21	at Bengals	P	0	0	0	0.0	0.0	0	0	0	0	0	0	0	1	0	0	0	0	0	0	0	0	0	L	17-27
12/27	Colts	S	1	1	0	0.0	0.0	0	0	0	0	0	0	0	0	0	0	0	0	0	0	0	0	0	W	28-24
01/03	at Browns	S	2	2	0	0.0	0.0	0	0	0	0	0	0	0	0	0	0	0	0	0	0	0	0	0	L	22-24
2020 TOTALS		16-6	29	26	3	1.0	0.0	1	4	0	1	0	0	0	8	3	1	0	1	1	0	0	0	0	12-4	

2021 GAME-BY-GAME REGULAR-SEASON STATISTICS (STEELERS)

DATE	OPPONENT	P/S	TACKLES							INTERCEPTIONS				O. FUMB			ST			MISC		W/L	SCORE			
			TK	S	A	SK	YDS	TFL	YDS	QBH	NO	YDS	LG	TD	PD	FF	FR	YDS	TK	S	A			FF	FR	S
09/12	at Bills	S	5	5	0	0.0	0.0	2	9	0	0	0	0	0	2	0	0	0	0	0	0	0	0	0	W	23-16
2021 TOTALS		1-1	5	5	0	0.0	0.0	2	9	0	0	0	0	2	0	0	0	0	0	0	0	0	0	0	1-0	

2017 GAME-BY-GAME POSTSEASON STATISTICS (STEELERS)

			TACKLES							INTERCEPTIONS				O. FUMB			ST			MISC							
DATE	OPPONENT	P/S	TK	S	A	SK	YDS	TFL	YDS	QBH	NO	YDS	LG	TD	PD	FF	FR	YDS	TK	S	A	FF	FR	S	A	W/L	SCORE
01/14	Jaguars	P	0	0	0	0.0	0.0	0	0	0	0	0	0	0	0	0	0	0	0	0	0	0	0	0	0	L	42-45
2017 TOTALS		1-0	0	0	0	0.0	0.0	0	0	0	0	0	0	0	0	0	0	0	0	0	0	0	0	0	0	0-1	

2020 GAME-BY-GAME POSTSEASON STATISTICS (STEELERS)

			TACKLES							INTERCEPTIONS				O. FUMB			ST			MISC							
DATE	OPPONENT	P/S	TK	S	A	SK	YDS	TFL	YDS	QBH	NO	YDS	LG	TD	PD	FF	FR	YDS	TK	S	A	FF	FR	S	A	W/L	SCORE
01/10	Browns	S	2	2	0	0.0	0.0	0	0	0	0	0	0	0	1	0	0	0	0	0	0	0	0	0	0	L	37-48
2020 TOTALS		1-1	2	2	0	0.0	0.0	0	0	0	0	0	0	0	1	0	0	0	0	0	0	0	0	0	0	0-1	



51

TRAI TURNER

GUARD

HEIGHT: 6-3 BIRTHPLACE: New Orleans, LA
 WEIGHT: 315 HOW ACQUIRED: FA '21
 COLLEGE: Louisiana State NFL EXPERIENCE: 8th year
 BORN: Jun. 14, 1993 (28)

'15 '16 '17 '18 '19

PRO CAREER

- Has played in 94 games (90 starts) over his eight-year NFL career (Panthers 2014-19; L.A. Chargers 2020; Steelers 2021)
 - Has played in six postseason games (six starts) over his seven-year NFL career (Panthers 2014-15, 2017)
 - Selected to five straight Pro Bowls (2015-19)
 - One of just three active offensive linemen in the NFL to accomplish the feat
 - Blocked for a pair of 1,000-yard rushing seasons (Christian McCaffrey; 2018, 2019) and 19 100-yard rushing performances
 - Protected signal callers that have thrown for at least 3,000 yards in seven straight seasons, including three campaigns with 3,500 yards or more, and 21 300-yard passing games
 - Blocked on a line in 2015 for the NFL's top-scoring offense and NFL MVP Cam Newton to lead Carolina to be NFC Champions and an appearance in Super Bowl 50
 - Made NFL debut in Week 1 of 2014 at Tampa Bay
 - Made NFL starting debut in Week 5 of 2014 vs. Chicago
- ### 2020 (CHARGERS)
- Played in nine regular-season games (nine starts), including each of the final eight outings for the Bolts
 - Made his Chargers season debut in Week 2 against Kansas City, before a stretch of inactive listings due to injury
 - Protected AP Offensive Rookie of the Year Justin Herbert during his historic, record-setting rookie campaign
 - With the help of his protection, Herbert earned NFL Rookie of the Month honors for both October and November, setting a plethora of League rookie records
 - Helped protect for Justin Herbert as the rookie threw for a career-high 366 passing yards, logging three passing TDs in Week 11 vs. N.Y. Jets
 - Did not miss an offensive snap in Week 12 at Buffalo and helped protect Justin Herbert as the rookie threw for over 300 yards for the sixth time this season, tying the NFL rookie record for most 300-yard passing performances in a season
 - Protected for Justin Herbert in Week 16 vs. Denver as the rookie signal-caller became just the fourth rookie QB in the Super Bowl era (since 1966) to produce game-winning drives in three consecutive games
 - Protected for Justin Herbert and contributed to an offensive unit that produced over 400 net yards and 35 points, as Justin Herbert accounted for four total TDs to set the League record for most total TDs by a rookie (36) in Week 17 at Kansas City
 - Helped Herbert become the first rookie QB to defeat the Chiefs at Arrowhead Stadium since 2012
- ### 2019 (PANTHERS)

- ✦ Played in 13 regular-season games (13 starts) at right guard
- ✦ Selected to his fifth Pro Bowl
- ✦ Helped block for undrafted rookie QB Kyle Allen to throw for over 3,000 yards
- ✦ Paved the way for RB Christian McCaffrey to eclipse 1,000 yards rushing and receiving – the third player in League history to accomplish the feat
- ✦ Returned from a three-week absence due to injury to help block for McCaffrey to register three-straight 100-yard rushing performances

2018 (PANTHERS)

- ✦ Played in 13 regular-season games (13 starts) at right guard
- ✦ Selected to his fourth Pro Bowl
- ✦ Blocked for an offense that ranked fourth in the NFL with 133.5 rushing yards-per-game
- ✦ Part of a line that blocked for the offense to eclipse 100 rushing yards in nine games
- ✦ Paved the way for RB Christian McCaffrey to rush for 1,098 yards and seven TDs on 219 attempts (5.0 avg.)
- ✦ Protected QB Cam Newton to register his eighth-straight 3,000-yard passing season
- ✦ Blocked for QB Cam Newton to complete a season-high 83.3 percent of his passes (25 of 30) and zero sacks and Christian McCaffrey totaled 125 rushing yards and 112 receiving as the offense totaled a season-high 476 yards in Week 12 vs. Seattle

2017 (PANTHERS)

- ✦ Played in 13 regular-season games (13 starts) at right guard
- ✦ Selected to his third Pro Bowl
- ✦ Blocked for the offense to post a game with over 500 yards of offense and nine games with at least 100 rushing yards
- ✦ Protected QB Cam Newton to post a pair of 300-yard games
- ✦ Started the team's lone playoff game helping the offense post 413 yards
- ✦ Paved the way for the offense to total 444 yards and for QB Cam Newton to throw for three TDs in his first 300-yard performance of the season in Week 4 at New England
- ✦ Part of a line that blocked for the offense to register 548 yards of offense, including 294 on the ground –both season highs, and RB Jonathan Stewart finished with 110 rushing yards on 17 attempts (6.5 avg.) in Week 10 vs. Miami
- ✦ Blocked for QB Cam Newton to throw for 349 yards while RB Christian McCaffrey eclipsed 100 yards receiving vs. New Orleans in NFC Wild Card

2016 (PANTHERS)

- ✦ Played in 16 regular-season games (16 starts), including 12 at right guard and four at left guard
- ✦ Selected to his second Pro Bowl
- ✦ Blocked on a line that paved the way for a rushing attack to eclipse 100 yards in 11 games, including three-straight to open the season and four-straight to close it
- ✦ QB Cam Newton topped 3,500 yards for the fourth time in his career
- ✦ Part of an offense that topped 500 yards and set season highs with 176 rushing yards and 353 passing yards, and protected QB Cam Newton to throw for four TDs while the line allowed just one sack for Newton to post a 111.8 passer rating in Week 2 vs. San Francisco

2015 (PANTHERS)

- ✦ Played in 16 regular-season games (16 starts) at right guard
- ✦ Selected to his first Pro Bowl
- ✦ Blocked for the NFL's top offense and QB Cam Newton to win the league MVP award by throwing for 3,837 yards and 35 TDs, and running for another 10 scores
- ✦ Blocked on a line that won 15 games in the regular season, topping 30 points eight times and 20 points in all 15 wins
- ✦ The offense ranked No. 2 in rushing, averaging 142.6 yards/game
- ✦ Paved the way for 100-plus rushing yards in every regular-season and postseason game
- ✦ Started all three postseason games for a unit that eclipsed 30 points in two playoff contests
- ✦ Paved the way for the offense to set a season high with 204 rushing yards and to average 6.2 yards/attempt in Week 7 vs. Philadelphia
- ✦ Blocked for QB Cam Newton to total 100 rushing yards and 340 passing yards with five passing TDs in Week 15 at N.Y. Giants
- ✦ Helped the team score 49 points, the second-best performance in a conference championship since the NFL-AFL merger in 1970, and blocked for an offense that totaled 476 yards, the second-best postseason yardage in team annals, in NFC Championship vs. Arizona
- ✦ Started at left guard in Super Bowl 50 vs. Denver

2014 (PANTHERS)

- ✦ Played in 13 regular-season games (nine starts) at right guard
- ✦ Blocked for an offense to post the third-most single-game rushing yards in team annals at division-rival New Orleans in December
- ✦ Protected QB Cam Newton to total 23 TDs (18 passing, five rushing)
- ✦ Started both postseason games at right guard
- ✦ Made NFL debut in Week 1 at Tampa Bay
- ✦ Made NFL starting debut in Week 5 vs. Chicago
- ✦ Paved the way for an offense to post season highs in total yards (497) and rushing yards (271) in Week 14 at New Orleans
- ✦ The 271 rushing yards were the third-most in a single game by a Panthers offense in history at the time
- ✦ Made his NFL postseason debut, starting at right guard, vs. Arizona in NFC Wild Card and blocked for the offense to post 188 rushing yards as RB Jonathan Stewart posted 123 on his own

TRANSACTIONS

- ✦ Signed a one-year deal with Pittsburgh on June 24, 2021
- ✦ Waived by L.A. Chargers on Mar. 12, 2021
- ✦ Traded to the Chargers from Carolina for Russell Okung on Mar. 4, 2020
- ✦ Signed a four-year contract extension with the Panthers on July 20, 2017
- ✦ Signed a four-year contract with Carolina on June 5, 2014
- ✦ Drafted by the Panthers in the third round (92nd overall) of the 2014 NFL Draft

COLLEGE

- ✦ Played two seasons (2012-13) at LSU, redshirting in 2011
- ✦ Played in 25 career games (20 starts)
- ✦ Earned second-team All-Southeastern Conference honors as a sophomore from The Associated Press when he helped pave the way for RB Jeremy Hill to post 1,400 rushing yards on the season, starting all 13 games at right guard
- ✦ As a freshman, played in 12 games (seven starts) and blocked for Hill, who posted 100 rushing yards in four of his seven starts, including a 127-yard effort in a win over Texas A&M

PERSONAL

- ✦ Given name Trai Denzell Turner
- ✦ Born in New Orleans, La.
- ✦ Played high school football with Tampa Bay RB Leonard Fournette
- ✦ Cousin, Michael Franklin, played football at San Diego State
- ✦ Studied interdisciplinary studies at LSU
- ✦ Rated a four-star prospect out of St. Augustine High in New Orleans, La.
- ✦ PrepStar All-American in 2011 and was named to the New Orleans Times-Picayune Blue Chip list
- ✦ Played right tackle and defensive tackle, lettering three years in football

TRAI TURNER'S NFL REGULAR SEASON STATISTICS

DATE	TEAM	GP	GS
2014	Panthers	13	9
2015	Panthers	16	16
2016	Panthers	16	16
2017	Panthers	13	13
2018	Panthers	13	13
2019	Panthers	13	13
2020	Chargers	9	9
2021	Steelers	1	1
NFL TOTALS		94	90

TRAI TURNER'S NFL POSTSEASON STATISTICS

DATE	TEAM	GP	GS
2014	Panthers	2	2
2015	Panthers	3	3
2017	Panthers	1	1
NFL TOTALS		6	6

2014 GAME-BY-GAME REGULAR-SEASON STATISTICS (PANTHERS)

DATE	OPPONENT	P/S	W/L/T	SCORE
09/07	at Buccaneers	P	W	20-14
09/14	Lions	P	W	24-7
09/21	Steelers	P	L	19-37
09/28	at Ravens	P	L	10-38
10/05	Bears	S	W	31-24
10/12	at Bengals	S	T	37-37+
10/19	at Packers	S	L	17-38
10/26	Seahawks	ON INACTIVE LIST ON INACTIVE LIST INACTIVE	L	9-13
10/30	Saints		L	10-28
11/10	at Eagles		L	21-45
11/16	Falcons	S	L	17-19
11/30	at Vikings	S	L	13-31
12/07	at Saints	S	W	41-10
12/14	Buccaneers	S	W	19-17
12/21	Browns	S	W	17-13
12/28	at Falcons	S	W	34-3
2014 TOTALS		13-9	7-8-1	
+ - Overtime				

2015 GAME-BY-GAME REGULAR-SEASON STATISTICS (PANTHERS)

DATE	OPPONENT	P/S	W/L	SCORE
09/13	at Jaguars	S	W	20-9
09/20	Texans	S	W	24-17
09/27	Saints	S	W	27-22
10/04	at Buccaneers	S	W	37-23
10/18	at Seahawks	S	W	27-23
10/25	Eagles	S	W	27-16
11/02	Colts	S	W	29-26+
11/08	Packers	S	W	37-29
11/15	at Titans	S	W	27-10
11/22	Washington	S	W	44-16
11/26	at Cowboys	S	W	33-14
12/06	at Saints	S	W	41-38
12/13	Falcons	S	W	38-0
12/20	at Giants	S	W	38-35
12/27	at Falcons	S	L	13-20
01/03	Buccaneers	S	W	38-10
2015 TOTALS		16-16	15-1	
+ - Overtime				

2016 GAME-BY-GAME REGULAR-SEASON STATISTICS (PANTHERS)

DATE	OPPONENT	P/S		W/L	SCORE
09/08	at Broncos	S		L	20-21
09/18	49ers	S		W	46-27
09/25	Vikings	S		L	10-22
10/02	at Falcons	S		L	33-48
10/10	Buccaneers	S		L	14-17
10/16	at Saints	S		L	38-41
10/30	Cardinals	S		W	30-20
11/06	at Rams	S		W	13-10
11/13	Chiefs	S		L	17-20
11/17	Saints	S		W	23-20
11/27	at Raiders	S		L	32-35
12/04	at Seahawks	S		L	7-40
12/11	Chargers	S		W	28-16
12/19	at Washington	S		W	26-15
12/24	Falcons	S		L	16-33
01/01	at Buccaneers	S		L	16-17
2016 TOTALS		16-16		6-10	

2017 GAME-BY-GAME REGULAR-SEASON STATISTICS (PANTHERS)

DATE	OPPONENT	P/S		W/L	SCORE
09/10	at 49ers	S		W	23-3
09/17	Bills	S		W	9-3
09/24	Saints	S		L	13-34
10/01	at Patriots	S		W	33-30
10/08	at Lions	S		W	27-24
10/12	Eagles	S		L	23-28
10/22	at Bears	S		L	3-17
10/29	at Buccaneers	S		W	17-3
11/05	Falcons	S		W	20-17
11/13	Dolphins	S		W	45-21
11/26	at Jets	S		W	35-27
12/03	at Saints	S		L	21-31
12/10	Vikings	S		W	31-24
12/17	Packers		INACTIVE	W	31-24
12/24	Buccaneers		INACTIVE	W	22-19
12/31	at Falcons		INACTIVE	L	10-22
2017 TOTALS		13-13		11-5	

2018 GAME-BY-GAME REGULAR-SEASON STATISTICS (PANTHERS)

DATE	OPPONENT	P/S		W/L	SCORE
09/09	Cowboys	S		W	16-8
09/16	at Falcons		INACTIVE	L	24-31
09/23	Bengals		INACTIVE	W	31-21
10/07	Giants	S		W	33-31
10/14	at Washington	S		L	17-23
10/21	at Eagles	S		W	21-17
10/28	Ravens	S		W	36-21
11/04	Buccaneers	S		W	42-28
11/08	at Steelers	S		L	21-52
11/18	at Lions	S		L	19-20
11/25	Seahawks	S		L	27-30
12/02	at Buccaneers	S		L	17-24
12/09	at Browns	S		L	20-26
12/17	Saints	S		L	9-12
12/23	Falcons	S		L	10-24
12/30	at Saints		ON INACTIVE LIST	W	33-14
2018 TOTALS		13-13		7-9	

2019 GAME-BY-GAME REGULAR-SEASON STATISTICS (PANTHERS)

DATE	OPPONENT	P/S		W/L	SCORE
09/08	Rams	S		L	27-30
09/12	Buccaneers	S		L	14-20
09/22	at Cardinals	S		W	38-20
09/29	at Texans		INACTIVE	W	16-10
10/06	Jaguars		INACTIVE	W	34-27
10/13	at Buccaneers		INACTIVE	W	37-26
10/27	at 49ers	S		L	13-51
11/03	Titans	S		W	30-20
11/10	at Packers	S		L	16-24
11/17	Falcons	S		L	3-29
11/24	at Saints	S		L	31-34
12/01	Washington	S		L	21-29
12/08	at Falcons	S		L	20-40
12/15	Seahawks	S		L	24-30
12/22	at Colts	S		L	6-38
12/29	Saints	S		L	10-42
2019 TOTALS		13-13		5-11	

2020 GAME-BY-GAME REGULAR-SEASON STATISTICS (CHARGERS)

DATE	OPPONENT	P/S		W/L	SCORE
09/13	at Bengals		ON INACTIVE LIST	W	16-13
09/20	Chiefs	S		L	20-23+
09/27	Panthers		ON INACTIVE LIST	L	16-21
10/04	at Buccaneers		ON INACTIVE LIST	L	31-38
10/12	at Saints		ON INACTIVE LIST	L	27-30+
10/25	Jaguars		ON INACTIVE LIST	W	39-29
11/01	at Broncos		ON INACTIVE LIST	L	30-31
11/08	Raiders		ON INACTIVE LIST	L	26-31
11/15	at Dolphins	S		L	21-29
11/22	Jets	S		W	34-28
11/29	at Bills	S		L	17-27
12/06	Patriots	S		L	0-45
12/13	Falcons	S		W	20-17
12/17	at Raiders	S		W	30-27+
12/27	Broncos	S		W	19-16
01/03	at Chiefs	S		W	38-21
2020 TOTALS		9-9		7-9	
+ - Overtime					

2021 GAME-BY-GAME REGULAR-SEASON STATISTICS (STEELERS)

DATE	OPPONENT	P/S		W/L	SCORE
09/12	at Bills	S		W	23-16
2021 TOTALS		1-1		1-0	

2014 GAME-BY-GAME POSTSEASON STATISTICS (PANTHERS)


DATE	OPPONENT	P/S		W/L	SCORE
01/03	Cardinals	S		W	27-16
01/10	at Seahawks	S		L	17-31
2014 TOTALS		2-2		1-1	

2015 GAME-BY-GAME POSTSEASON STATISTICS (PANTHERS)

DATE	OPPONENT	P/S		W/L	SCORE
01/17	Seahawks	S		W	31-24
01/24	Cardinals	S		W	49-15
02/07	at Broncos	S		L	10-24
2015 TOTALS		3-3		2-1	

2017 GAME-BY-GAME POSTSEASON STATISTICS (PANTHERS)

DATE	OPPONENT	P/S		W/L	SCORE
01/07	at Saints	S		L	26-31
2017 TOTALS		1-1		0-1	



13

JAMES WASHINGTON

WIDE RECEIVER

HEIGHT: 5-11 BIRTHPLACE: Stamford, TX

WEIGHT: 213 HOW ACQUIRED: D2 '18

COLLEGE: Oklahoma State NFL EXPERIENCE: 4th year

BORN: Apr. 2, 1996 (25)

PRO CAREER

- ✦ Has played in 46 games (24 starts) over his four-year NFL career (all with Steelers)
- ✦ Has caught 92 passes for 1,354 yards and nine TDs

2020 (STEELERS)

- ✦ Saw action in all 16 regular-season games with 10 starts
- ✦ Caught 30 passes for 392 yards and five TDs
- ✦ Recorded a season-high five receptions against Houston in Week 3 and Cleveland in the Wild Card round of the playoffs
- ✦ Caught two passes for a season-high 80 yards, including a 50-yard TD, against Washington in Week 13
- ✦ Two of his top three games in terms of receiving yards came against Cleveland in the Wild Card round (72 yards) and Week 6 (68 yards including 28-yard TD grab)

2019 (STEELERS)

- ✦ Saw action in 15 games with 10 starts
- ✦ Recorded career-highs in yards (735) and TDs (three)
- ✦ Led the team in yards per catch (16.7)
- ✦ Recorded the team's longest reception of the season on a 79-yard TD pass from Devin Hodges against Cincinnati in Week 12
- ✦ Set a single game-high for receptions (six) in Week 10 vs. Los Angeles Rams, and added 90 receiving yards and a 3-yard TD catch from QB Mason Rudolph
- ✦ Caught four passes for 111 yards and a 30-yard game-tying TD from QB Devin Hodges in Week 13 vs. Cleveland (marked his first career 100-yard receiving game)

2018 (STEELERS)

- ✦ Saw action in 14 games with six starts
- ✦ Recorded 16 catches for 217 yards and one TD as a rookie
- ✦ Caught a 14-yard TD pass from QB Ben Roethlisberger in Week 2 on the first reception of his NFL career

TRANSACTIONS

- ✦ Signed a four-year contract with Pittsburgh on May 12, 2018
- ✦ Drafted by the Steelers in the second round (60th overall) of the 2018 NFL Draft

COLLEGE

- ✦ Set an Oklahoma State record with 4,472 career receiving yards – second-most in Big 12 history
- ✦ Joined Rashaun Woods as the only players in school history to record three seasons with at least 1,000 receiving yards and three years with at least 10 TD catches
- ✦ Voted a team captain in 2016 and 2017
- ✦ Led all active FBS players in receiving yards (4,472) and TD catches (39) in 2017
- ✦ Recipient of the 2017 Biletnikoff Award – nation’s top receiver – and a unanimous All-America and All-Big 12 selection
- ✦ Led the country with 1,549 receiving yards and an average of 119.2 receiving yards per game in 2017, posting nine games with at least 100 receiving yards
- ✦ Earned first-team All-Big 12 honors in 2016 after finishing second in the conference with 1,380 receiving yards
- ✦ Tabbed national Offensive Player of the Week from the Walter Camp Football Foundation following a 296-receiving yard performance on nine catches and two touchdowns vs. Pittsburgh
- ✦ Totaled 1,087 receiving yards and 10 TD catches en route to securing second-team All-Big 12 honors in 2015
- ✦ Had five 100-yard games and finished second on the squad with 53 receptions in 2015
- ✦ Led the program with six TD catches in 2014, a total that placed him fourth in the nation among freshmen
- ✦ Finished with 28 catches for 456 yards in 2014
- ✦ Majored in agribusiness with an option in farm and ranch management

PERSONAL

- ✦ Attended Stamford (Texas) HS
- ✦ Finished his senior year as a 2013 Class 1A state champion in Texas, registering 73 receptions for 1,331 yards and 24 TDs, adding 42 tackles and seven interceptions
- ✦ Helped lead Stamford to the state title in 2012, earning first-team all-district and first-team all-state honors as a junior with 78 catches for 1,172 yards and 22 TDs
- ✦ District MVP in basketball and was a first-team all-district and first-team all-region tennis player
- ✦ Son of James and Chrysta Washington
- ✦ Full name: James Edward Washington, Jr.

REGULAR SEASON COMPARISON: RECEIVING - LAS VEGAS RAIDERS

DATE	OPP	W/L	GP/GS	REC	YDS.	AVG.	TD	LG	TGTS	YAC
12/9/18	PIT @ OAK	L	P	2	11	5.5	0	6	4	-2
TOTALS		0/1	1/0	2	11	5.5	0	6	4	-2

JAMES WASHINGTON'S NFL REGULAR SEASON RUSHING/RECEIVING STATISTICS

DATE	TEAM	RECEIVING						RUSHING					
		GP	GS	NO.	YDS.	AVG.	LG	TD	NO.	YDS.	AVG.	LG	TD
2018	Steelers	14	6	16	217	13.6	47	1	0	0	0.0	0	0
2019	Steelers	15	10	44	735	16.7	79t	3	0	0	0.0	0	0
2020	Steelers	16	7	30	392	13.1	50t	5	0	0	0.0	0	0
2021	Steelers	1	0	2	10	5.0	9	0	0	0	0.0	0	0
NFL TOTALS		46	23	92	1,354	14.7	79T	9	0	0	0.0	0	0

JAMES WASHINGTON'S NFL POSTSEASON RUSHING/RECEIVING STATISTICS

DATE	TEAM	RECEIVING						RUSHING					
		GP	GS	NO.	YDS.	AVG.	LG	TD	NO.	YDS.	AVG.	LG	TD
2020	Steelers	1	0	5	72	14.4	27	0	0	0	0.0	0	0
NFL TOTALS		1	0	5	72	14.4	27	0	0	0	0.0	0	0

JAMES WASHINGTON'S NFL REGULAR SEASON RETURN STATISTICS

DATE	TEAM	KICKOFF RETURNS						PUNT RETURNS					
		RET.	YDS.	AVG.	LG	TD	NO.	FC	YDS.	AVG.	LG	TD	
2018	Steelers	0	0	0.0	0	0	0	0	0	0.0	0	0	
2019	Steelers	0	0	0.0	0	0	0	0	0	0.0	0	0	
2020	Steelers	0	0	0.0	0	0	0	0	0	0.0	0	0	
2021	Steelers	0	0	0.0	0	0	0	0	0	0.0	0	0	
NFL TOTALS		0	0	0.0	0	0	0	0	0	0.0	0	0	

JAMES WASHINGTON'S NFL POSTSEASON RETURN STATISTICS

DATE	TEAM	KICKOFF RETURNS						PUNT RETURNS					
		RET.	YDS.	AVG.	LG	TD	NO.	FC	YDS.	AVG.	LG	TD	
2020	Steelers	0	0	0.0	0	0	0	0	0	0.0	0	0	
NFL TOTALS		0	0	0.0	0	0	0	0	0	0.0	0	0	

SINGLE-GAME HIGHS: RECEIVING

Receptions	6 vs. Los Angeles Rams, Nov 10, 2019	Special Teams Tackles	1 at Baltimore Ravens, Nov 04, 2018
	5 vs. Houston Texans, Sep 27, 2020	Miscellaneous Tackles	1 at Buffalo Bills, Dec 13, 2020
	...2 more at 5.		1 vs. Buffalo Bills, Dec 15, 2019
Receiving Yards	111 vs. Cleveland Browns, Dec 01, 2019		...1 more at 1.
	98 at Cincinnati Bengals, Nov 24, 2019	Most TDs	1 at Buffalo Bills, Dec 13, 2020
Longest Receptions	79t at Cincinnati Bengals, Nov 24, 2019		1 vs. Washington, Dec 07, 2020
	50t vs. Washington, Dec 07, 2020		...7 more at 1.
Receiving TDs	1 at Buffalo Bills, Dec 13, 2020	Receiving Average	32.7 at Cincinnati Bengals, Nov 24, 2019
	1 vs. Washington, Dec 07, 2020		27.8 vs. Cleveland Browns, Dec 01, 2019
	...7 more at 1.		
All-Purpose Yards	111 vs. Cleveland Browns, Dec 01, 2019		
	98 at Cincinnati Bengals, Nov 24, 2019		

SINGLE-GAME HIGHS - POSTSEASON: RECEIVING

Receptions	5 vs. Cleveland Browns, Jan 10, 2021	Longest Receptions	27 vs. Cleveland Browns, Jan 10, 2021
Receiving Yards	72 vs. Cleveland Browns, Jan 10, 2021		17 vs. Cleveland Browns, Jan 10, 2021
			14 vs. Cleveland Browns, Jan 10, 2021
			10 vs. Cleveland Browns, Jan 10, 2021
			4 vs. Cleveland Browns, Jan 10, 2021
		All-Purpose Yards	72 vs. Cleveland Browns, Jan 10, 2021

100-YARD RECEIVING GAMES (1): REGULAR SEASON

DATE	TEAM	NO.	YDS.	AVG.	LG	TD
12/01/19	BROWNS	4	111	27.8	44	1

2018 GAME-BY-GAME REGULAR-SEASON STATISTICS (STEELERS)

DATE	OPPONENT	P/S	RECEIVING					RUSHING					W/L/T	SCORE
			NO.	YDS.	AVG.	LG	TD	NO.	YDS.	AVG.	LG	TD		
09/09	at Browns	P	0	0	0.0	0	0	0	0	0.0	0	0	T	21-21
09/16	Chiefs	S	1	14	14.0	14t	1	0	0	0.0	0	0	L	37-42
09/24	at Buccaneers	S	2	25	12.5	13	0	0	0	0.0	0	0	W	30-27
09/30	Ravens	S	2	10	5.0	6	0	0	0	0.0	0	0	L	14-26
10/07	Falcons	P	0	0	0.0	0	0	0	0	0.0	0	0	W	41-17
10/14	at Bengals	P	0	0	0.0	0	0	0	0	0.0	0	0	W	28-21
10/28	Browns												W	33-18
11/04	at Ravens	P	2	17	8.5	9	0	0	0	0.0	0	0	W	23-16
11/08	Panthers	S	0	0	0.0	0	0	0	0	0.0	0	0	W	52-21
11/18	at Jaguars	S	1	11	11.0	11	0	0	0	0.0	0	0	W	20-16
11/25	at Broncos	P	0	0	0.0	0	0	0	0	0.0	0	0	L	17-24
12/02	Chargers												L	30-33
12/09	at Raiders	P	2	11	5.5	6	0	0	0	0.0	0	0	L	21-24
12/16	Patriots	P	3	65	21.7	32	0	0	0	0.0	0	0	W	17-10
12/23	at Saints	P	0	0	0.0	0	0	0	0	0.0	0	0	L	28-31
12/30	Bengals	S	3	64	21.3	47	0	0	0	0.0	0	0	W	16-13
2018 TOTALS		14-6	16	217	13.6	47	1	0	0	0.0	0	0	9-6-1	

2019 GAME-BY-GAME REGULAR-SEASON STATISTICS (STEELERS)

DATE	OPPONENT	P/S	RECEIVING					RUSHING					W/L	SCORE
			NO.	YDS.	AVG.	LG	TD	NO.	YDS.	AVG.	LG	TD		
09/08	at Patriots	S	2	51	25.5	45	0	0	0	0.0	0	0	L	3-33
09/15	Seahawks	P	2	23	11.5	12	0	0	0	0.0	0	0	L	26-28
09/22	at 49ers	S	2	14	7.0	8	0	0	0	0.0	0	0	L	20-24
09/30	Bengals	S	0	0	0.0	0	0	0	0	0.0	0	0	W	27-3
10/06	Ravens	S	3	52	17.3	26	0	0	0	0.0	0	0	L	23-26+
10/13	at Chargers												W	24-17
10/28	Dolphins	S	1	21	21.0	21	0	0	0	0.0	0	0	W	27-14
11/03	Colts	P	4	69	17.3	40	0	0	0	0.0	0	0	W	26-24
11/10	Rams	P	6	90	15.0	34	1	0	0	0.0	0	0	W	17-12
11/14	at Browns	P	3	49	16.3	22	0	0	0	0.0	0	0	L	7-21
11/24	at Bengals	P	3	98	32.7	79t	1	0	0	0.0	0	0	W	16-10
12/01	Browns	S	4	111	27.8	44	1	0	0	0.0	0	0	W	20-13
12/08	at Cardinals	S	4	33	8.3	12	0	0	0	0.0	0	0	W	23-17
12/15	Bills	S	5	83	16.6	34	0	0	0	0.0	0	0	L	10-17
12/22	at Jets	S	5	41	8.2	13	0	0	0	0.0	0	0	L	10-16
12/29	at Ravens	S	0	0	0.0	0	0	0	0	0.0	0	0	L	10-28
2019 TOTALS		15-10	44	735	16.7	79T	3	0	0	0.0	0	0	8-8	

+ - Overtime

2020 GAME-BY-GAME REGULAR-SEASON STATISTICS (STEELERS)


DATE	OPPONENT	P/S	RECEIVING					RUSHING					W/L	SCORE
			NO.	YDS.	AVG.	LG	TD	NO.	YDS.	AVG.	LG	TD		
09/14	at Giants	S	2	34	17.0	21	1	0	0	0.0	0	0	W	26-16
09/20	Broncos	P	3	22	7.3	10	0	0	0	0.0	0	0	W	26-21
09/27	Texans	P	5	36	7.2	15	0	0	0	0.0	0	0	W	28-21
10/11	Eagles	P	3	25	8.3	12	0	0	0	0.0	0	0	W	38-29
10/18	Browns	S	4	68	17.0	28t	1	0	0	0.0	0	0	W	38-7
10/25	at Titans	P	0	0	0.0	0	0	0	0	0.0	0	0	W	27-24
11/01	at Ravens	P	0	0	0.0	0	0	0	0	0.0	0	0	W	28-24
11/08	at Cowboys	S	1	17	17.0	17t	1	0	0	0.0	0	0	W	24-19
11/15	Bengals	S	2	30	15.0	16	0	0	0	0.0	0	0	W	36-10
11/22	at Jaguars	P	1	12	12.0	12	0	0	0	0.0	0	0	W	27-3
12/02	Ravens	P	2	19	9.5	16	0	0	0	0.0	0	0	W	19-14
12/07	Washington	S	2	80	40.0	50t	1	0	0	0.0	0	0	L	17-23
12/13	at Bills	P	3	29	9.7	19t	1	0	0	0.0	0	0	L	15-26
12/21	at Bengals	S	0	0	0.0	0	0	0	0	0.0	0	0	L	17-27
12/27	Colts	P	2	20	10.0	13	0	0	0	0.0	0	0	W	28-24
01/03	at Browns	S	0	0	0.0	0	0	0	0	0.0	0	0	L	22-24
2020 TOTALS			16-7	30	392	13.1	50T	5	0	0	0.0	0	0	12-4

2021 GAME-BY-GAME REGULAR-SEASON STATISTICS (STEELERS)

DATE	OPPONENT	P/S	RECEIVING					RUSHING					W/L	SCORE
			NO.	YDS.	AVG.	LG	TD	NO.	YDS.	AVG.	LG	TD		
09/12	at Bills	P	2	10	5.0	9	0	0	0	0.0	0	0	W	23-16
2021 TOTALS			1-0	2	10	5.0	9	0	0	0	0.0	0	0	1-0

2020 GAME-BY-GAME POSTSEASON STATISTICS (STEELERS)

DATE	OPPONENT	P/S	RECEIVING					RUSHING					W/L	SCORE
			NO.	YDS.	AVG.	LG	TD	NO.	YDS.	AVG.	LG	TD		
01/10	Browns	P	5	72	14.4	27	0	0	0	0.0	0	0	L	37-48
2020 TOTALS			1-0	5	72	14.4	27	0	0	0	0.0	0	0	0-1



44

DEREK WATT

FULLBACK

HEIGHT: 6-2
 WEIGHT: 234
 COLLEGE: Wisconsin
 BORN: Nov. 7, 1992 (28)

BIRTHPLACE: Pewaukee, WI
 HOW ACQUIRED: UFA '20
 NFL EXPERIENCE: 6th year

PRO CAREER

- 2020 (STEELERS)

 - Has played in 77 games (13 starts) over his six-year NFL career (Chargers 2016-19; Steelers 2020-21)
 - Has rushed for 49 yards and one TD on 19 carries (2.6 yards per rush)
 - Has caught 10 passes for 152 yards
 - Has registered 42 career special teams tackles
 - Registered the first rushing TD of his career, and his first since high school, in the win at Jacksonville in 2019
 - Recorded 17 special teams tackles in 2019, which tied for the NFL lead
 - Only NFL player in 2019 with a rushing TD and at least 12 special teams tackles
 - Named first alternate and second alternate, respectively, for special teams and fullback for 2020 Pro Bowl
 - As a rookie with the Chargers in 2016, blocked for his two-year Wisconsin teammate (2013-14), Pro Bowl RB Melvin Gordon, to post 997 rushing yards and 10 TDs
- 2021 (STEELERS)

 - Saw action in 12 regular-season games (no starts), primarily on special teams
 - Recorded seven tackles on special teams
- 2019 (CHARGERS)

 - Saw action in all 16 regular-season games (two starts) at fullback
 - Rushed for 10 yards and one TD on seven carries (1.2 yards per rush)
 - Caught three passes for 32 yards
 - Recorded 17 tackles on special teams
 - Selected as a first alternate on special teams and a second alternate at fullback for the Pro Bowl
 - Pro Football Journal First-Team All-AFC (fullback)
 - Posted his first career rushing score, finishing with the TD and four yards on two carries (2.0 avg) in Week 14 at Jacksonville
- 2018 (CHARGERS)

 - Played in all 16 regular-season games (five starts) at fullback
 - Rushed for 11 yards on four carries (2.8 yards per rush)
 - Caught one pass for two yards
 - Recorded 6 tackles on special teams

- ✦ Played in both postseason games, registering a one-yard catch that nearly went for a TD
- ✦ Selected as a third alternate for the Pro Bowl
- ✦ Saw limited action with a thumb injury, appearing on eight offensive snaps, but pulled to the left to block LB Ramik Wilson on a 20-yard scoring run by Melvin Gordon in Week 3 vs. L.A. Rams
- ✦ Made his first start of the season at fullback, seeing time on 11 offensive plays and 14 on special teams, in Week 9 at Seattle; blocked CB Shaquill Griffin to help Melvin Gordon reach the end zone in the second quarter on a 34-yard carry
- ✦ Appeared on 10 offensive plays and 20 on special teams in the AFC Wild Card game at Baltimore – the first postseason action of his career; blocked CB Jimmy Smith to help spring CB Desmond King II free for a 72-yard kickoff return

2017 (CHARGERS)

- ✦ Appeared in all 16 regular-season games (four starts) at fullback, including the first back-to-back starts of his career
- ✦ Rushed for 24 yards on six carries (4.0 yards per rush)
- ✦ Caught two passes for 35 yards
- ✦ Registered 11 tackles on special teams
- ✦ Led the team with 335 snaps on special teams
- ✦ Posted a pair of special teams tackles on kickoff coverage, including one that forced the Giants to begin the drive inside their own 20 in Week 5 at N.Y. Giants
- ✦ Totaled two carries for 17 yards (8.5 avg.), including a career-long 17-yard carry and added a special teams tackle on kickoff coverage in Week 11 vs. Buffalo
- ✦ Extended his streak of games with a special teams tackle to seven in Week 16 at N.Y. Jets, pinning the Jets inside their 20-yard line on punt coverage; started at fullback and played six snaps on offense and a team-high 27 on special teams

2016 (CHARGERS)

- ✦ Appeared in all 16 regular-season games (two starts)
- ✦ Rushed for four yards on two carries (2.0 yards per rush)
- ✦ Caught four passes for 83 yards
- ✦ Helped his two-year Wisconsin teammate (2013-14), RB Melvin Gordon, rush for 997 yards and 10 TDs with Pro Bowl honors
- ✦ Pro Football Journal Second-Team All-Rookie (FB)
- ✦ Made the first start of his career, helping the offense post 150 rushing yards, in Week 2 vs. Jacksonville
- ✦ Posted a 53-yard reception to the Denver nine-yard line to set up an opening drive TD in Week 8 at Denver

TRANSACTIONS

- ✦ Signed a three-year contract with Pittsburgh as a free agent on Mar. 17, 2020
- ✦ Signed a four-year contract with San Diego on May 9, 2016
- ✦ Drafted in the sixth round (198th overall) by the San Diego Chargers in the 2016 NFL Draft

COLLEGE

- ✦ Played four seasons (2012-15) at Wisconsin after redshirting in 2011
- ✦ Blocked for a rushing attack that featured RB Melvin Gordon that posted the two highest single-season rushing averages in school history: 283.8 yards-per-game in 2013 and 320.1 yards-per-game in 2014
- ✦ Four-time Academic All-Big Ten (2012-15) and NFF Hampshire Honor Society in 2015
- ✦ Member of the school's Leadership Club

PERSONAL

- ✦ Played high school football at Pewaukee High School (Pewaukee, Wis.)
- ✦ Named All-America by *USA Today* and *The Associated Press* Wisconsin Player of the Year as a senior
- ✦ Also earned first-team All-State, All-Conference and All-County honors as a senior
- ✦ Posted 2,685 rushing yards and 44 TDs for his prep career
- ✦ Lettered in football, baseball and track & field
- ✦ Was a member of National Honor Society and earned Academic All-Conference recognition
- ✦ Younger brother is Steelers' teammate and All-Pro LB T.J. Watt, and older brother is Arizona DE J.J. Watt, a three-time NFL Defensive Player of the Year
- ✦ All three brothers attended Wisconsin
- ✦ Married his wife, Gabriella, in February 2018
- ✦ The couple welcomed their first son, Logan, on their first wedding anniversary in February 2019 and second son, Brayden, in December 2020
- ✦ Earned a degree in marketing from Wisconsin
- ✦ Full name: Derek John Watt

REGULAR SEASON COMPARISON: RECEIVING - LAS VEGAS RAIDERS

DATE	OPP	W/L	GP/GS	REC	YDS.	AVG.	TD	LG	TGTS	YAC
11/7/19	LAC @ OAK	L	P	0	0	0	0	0	1	0
TOTALS		0/1	1/0	0	0	0	0	0	1	0

DEREK WATT'S NFL REGULAR SEASON RUSHING/RECEIVING STATISTICS

		RUSHING							RECEIVING				
DATE	TEAM	GP	GS	NO.	YDS.	AVG.	LG	TD	NO.	YDS.	AVG.	LG	TD
2016	Chargers	16	2	2	4	2.0	2	0	4	83	20.8	53	0
2017	Chargers	16	4	6	24	4.0	17	0	2	35	17.5	23	0
2018	Chargers	16	5	4	11	2.8	8	0	1	2	2.0	2	0
2019	Chargers	16	2	7	10	1.4	3	1	3	32	10.7	21	0
2020	Steelers	12	0	0	0	0.0	0	0	0	0	0.0	0	0
2021	Steelers	1	0	0	0	0.0	0	0	0	0	0.0	0	0
NFL TOTALS		77	13	19	49	2.6	17	1	10	152	15.2	53	0

DEREK WATT'S NFL POSTSEASON RUSHING/RECEIVING STATISTICS

DATE	TEAM	RUSHING						RECEIVING					
		GP	GS	NO.	YDS.	AVG.	LG	TD	NO.	YDS.	AVG.	LG	TD
2018	Chargers	2	0	0	0	0.0	0	0	1	1	1.0	1	0
2020	Steelers	1	0	2	2	1.0	2	0	0	0	0.0	0	0
NFL TOTALS		3	0	2	2	1.0	2	0	1	1	1.0	1	0

DEREK WATT'S NFL REGULAR SEASON RETURN STATISTICS

KICKOFF RETURNS							PUNT RETURNS					
DATE	TEAM	RET.	YDS.	AVG.	LG	TD	NO.	FC	YDS.	AVG.	LG	TD
2016	Chargers	0	0	0.0	0	0	0	0	0	0.0	0	0
2017	Chargers	0	0	0.0	0	0	0	0	0	0.0	0	0
2018	Chargers	0	0	0.0	0	0	0	0	0	0.0	0	0
2019	Chargers	0	0	0.0	0	0	0	0	0	0.0	0	0
2020	Steelers	0	0	0.0	0	0	0	0	0	0.0	0	0
2021	Steelers	0	0	0.0	0	0	0	0	0	0.0	0	0
NFL TOTALS		0	0	0.0	0	0	0	0	0	0.0	0	0

DEREK WATT'S NFL POSTSEASON RETURN STATISTICS

KICKOFF RETURNS							PUNT RETURNS					
DATE	TEAM	RET.	YDS	AVG.	LG	TD	NO.	FC	YDS.	AVG.	LG	TD
2018	Chargers	0	0	0.0	0	0	0	0	0	0.0	0	0
2020	Steelers	0	0	0.0	0	0	0	0	0	0.0	0	0
NFL TOTALS		0	0	0.0	0	0	0	0	0	0.0	0	0

SINGLE-GAME HIGHS: RUSHING/RECEIVING

Rushing Attempts	2 at Jacksonville Jaguars, Dec 08, 2019	Longest Receptions	53 at Denver Broncos, Oct 30, 2016
	2 vs. Indianapolis Colts, Sep 08, 2019		23 at New York Jets, Dec 24, 2017
	...2 more at 2.		
Rushing Yards	17 vs. Buffalo Bills, Nov 19, 2017	All-Purpose Yards	53 at Denver Broncos, Oct 30, 2016
	8 at Denver Broncos, Dec 30, 2018		26 at New York Jets, Dec 24, 2017
Longest Runs	17 vs. Buffalo Bills, Nov 19, 2017	Special Teams Tackles	5 at Oakland Raiders, Nov 07, 2019
	8 at Denver Broncos, Dec 30, 2018		2 at New York Giants, Sep 14, 2020
Rushing TDs	1 at Jacksonville Jaguars, Dec 08, 2019	Miscellaneous Tackles	...3 more at 2.
Receptions	1 vs. Denver Broncos, Oct 06, 2019	Most TDs	1 at Oakland Raiders, Oct 09, 2016
	1 at Miami Dolphins, Sep 29, 2019		1 at Jacksonville Jaguars, Dec 08, 2019
	...8 more at 1.		
Receiving Yards	53 at Denver Broncos, Oct 30, 2016		
	23 at New York Jets, Dec 24, 2017		

SINGLE-GAME HIGHS - POSTSEASON: RUSHING/RECEIVING

Rush Attempts	2 vs. Cleveland Browns, Jan 10, 2021	Receiving Yards	1 at Baltimore Ravens, Jan 06, 2019
Rushing Yards	2 vs. Cleveland Browns, Jan 10, 2021	Longest Receptions	1 at Baltimore Ravens, Jan 06, 2019
Longest Runs	2 vs. Cleveland Browns, Jan 10, 2021	All-Purpose Yards	2 vs. Cleveland Browns, Jan 10, 2021
Receptions	1 at Baltimore Ravens, Jan 06, 2019		1 at Baltimore Ravens, Jan 06, 2019
		Special Teams Tackles	1 vs. Cleveland Browns, Jan 10, 2021

2016 GAME-BY-GAME REGULAR-SEASON STATISTICS (CHARGERS)

[illegible]

RUSHING		RECE	
---------	--	------	--

+ - Overtime

RUSHING		RECE	
---------	--	------	--

RUSHING	RECEIVING
---------	-----------


+ - Overtime

RUSHING	RECEIVING
---------	-----------

2021 GAME-BY-GAME REGULAR-SEASON STATISTICS (STEELERS)

2018 GAME-BY-GAME POSTSEASON STATISTICS (CHARGERS)

2020 GAME-BY-GAME POSTSEASON STATISTICS (STEELERS)



T.J. WATT

LINEBACKER

HEIGHT: 6-4
 WEIGHT: 252
 COLLEGE: Wisconsin
 BORN: Oct. 11, 1994 (26)

BIRTHPLACE Pewaukee, WI
 HOW ACQUIRED: D1 '17
 NFL EXPERIENCE: 5th year

AP
PRO TEAM
'20

AP
1ST TEAM
'20

AP
2ND TEAM
'18 '19 '20

PRO CAREER

- ✦ Three-time Pro Bowler (2018, 2019, 2020)
 - ✦ Two-time Associated Press First Team All-Pro (2019, 2020)
 - ✦ Two-time Pittsburgh Steelers MVP (2019, 2020)
 - ✦ First defensive player to earn Steelers' Most Valuable Player in back-to-back years (2019, 2020) since James Harrison (2007-08)
 - ✦ 2020 AFC Defensive Player of the Year (The Committee of 101)
 - ✦ Joined Pro Football Hall of Famers Reggie White (four) and Derrick Thomas (three) as the only players to record at least 13 sacks in three of their first four seasons since 1982, when the individual sack became an official NFL statistic
 - ✦ Only active player in the NFL with at least 13.0 sacks in each of the last three seasons
 - ✦ Played in 63 games (63 starts) over his five-year NFL career
 - ✦ Registered 233 tackles, 116 quarterback hits, 60 tackles for loss, 51.5 sacks, 25 passes defended, 18 forced fumbles, four interceptions and four fumble recoveries
 - ✦ Leads the NFL in forced fumbles (18) since entering the NFL in 2017
- Reached 50+ sacks in his 63rd career game, which ties with Bruce Smith for 10th-fastest in the NFL since 1982
- ✦ His 51.5 sacks rank 10th in franchise history
 - ✦ His 51.5 sacks rank second among all defensive players and first among linebackers since entering the NFL in 2017
 - ✦ Ninth linebacker with at least 20.0 sacks in a player's first two seasons (since sacks became official in 1982)
 - ✦ Associated Press Second Team All-Pro (2020)
- AFC Defensive Player of the Month (November 2019)
- ✦ Sporting News All-Pro, PFWA All-NFL Team and PFWA All-AFC Team (2019)
 - ✦ AFC Defensive Player of the Week (Week 1 of 2018)
 - ✦ AFC Defensive Player of the Week (Week 5 of 2018)
 - ✦ First Steelers player with back-to-back seasons of at least 10 sacks since James Harrison and LaMarr Woodley (2008-10)
 - ✦ Only player in franchise history with 13.0 sacks or more in multiple seasons
 - ✦ Recorded at least 1.5 sacks in 13 career games

- ♦ Registered at least 2.0 sacks in 11 career games
- ♦ Recorded 34.0 sacks in first 32 career games at Heinz Field
- ♦ Only one player in NFL history has registered more sacks over their first 32 career home games
- ♦ Leads the NFL since 2019 in the following categories, quarterback hits (82), forced fumbles (11), sacks (31.5) and tackles for loss (37)
- ♦ His 18 combined interceptions (three), forced fumbles (11) and fumble recoveries (four) rank first in the NFL since 2019
- ♦ First player in franchise history with 14.0 or more sacks in multiple seasons
- ♦ Fourteenth player in NFL history with at least 14.5 sacks in back-to-back seasons, and just the sixth since 1993

2021 (STEELERS)

Reached 50+ sacks in his 63rd career game, which ties with Bruce Smith for 10th-fastest in the NFL since 1982
After one week, ranks second in the League in quarterback hits (5) and sacks (tied, 2.0)

2020 (STEELERS)

- ♦ Named a defensive captain for the first time
- ♦ Started all 15 games he played in during the regular season and one playoff game
- ♦ Recorded 15.0 sacks, 23 tackles for loss and 41 quarterback hits – third player since at least 2006 to record at least 15.0 sacks, 23 tackles for loss and 40 quarterback hits in a season (J.J. Watt; 2012, 2014, 2015 and Aaron Donald; 2018)
- ♦ In addition to his 15.0 sacks, 23 tackles for loss and 41 quarterback hits, which all led the NFL, had seven passes defended, two forced fumbles and one interception
- ♦ Seventh player to lead the NFL in sacks, tackles for loss and quarterback hits in the same season since 2006
- ♦ His 15.0 sacks, which are a single-season high for him, led the NFL
- ♦ His 15.0 sacks ranked tied for second in single-season franchise history
- ♦ Eleventh player to register at least 15.0 sacks and 23 tackles for loss in a single season since 1999
- ♦ His 41 quarterback hits ranked tied for fifth since the NFL started recognizing the statistic in 2006

2019 (STEELERS)

- ♦ Started all 16 games
- ♦ Ranked first or second on the Steelers in sacks (14.5, 1st), tackles for loss (14, 2nd), quarterback hits (36, 1st), forced fumbles (8, 1st) and fumble recoveries (4, t-1st)
- ♦ Ranked in the top-five in the NFL in sacks (t-4th), quarterback hits (3rd), forced fumbles (t-1st) and fumble recoveries (t-2nd)
- ♦ His 14.5 sacks ranked third in single-season franchise history
- ♦ First Steelers player with at least a half sack in nine consecutive games since LaMarr Woodley had a streak of 10 such games (franchise record) that spanned the 2009 and 2010 seasons
- ♦ His streak of nine straight games with at least a half sack, which was the longest active streak in the League at the time, came to an end in the 2019 Week 14 victory at Arizona
- ♦ His nine-game streak was tied for the fifth-longest in NFL single season history
- ♦ First Steelers player with back-to-back seasons of at least 10 sacks since James Harrison and LaMarr Woodley (2008-10)
- ♦ Nearly became the first player in the NFL to rank in the top-five in sacks, tackles for loss, quarterback hits, forced fumbles and fumble recoveries in a season since Houston Texans' J.J. Watt in 2014
- ♦ Only NFL player since 2008 to have at least 14 sacks, 14 tackles for loss, 36 quarterback hits, 8 forced fumbles and 4 fumble recoveries in a season
- ♦ His 14 combined interceptions (2), forced fumbles (8) and fumble recoveries (4) are the most by an NFL player since Chicago Bears' Charles Tillman in 2012 (15)
- ♦ His 14 combined interceptions (2), forced fumbles (8) and fumble recoveries (4) were tied for the second-most by an NFL player since 2000
- ♦ His 6 total takeaways (interceptions and fumble recoveries) ranked tied for fourth in the NFL
- ♦ Only NFL player since 1990 to register at least 2 interceptions, 4 fumble recoveries and 8 forced fumbles in a single season

2018 (STEELERS)

- ♦ Started all 16 games
- ♦ His 13.0 sacks ranked tied for the seventh-most by a Steeler in a single-season since the stat became official in 1982 (Chad Brown, 1996)
- ♦ Set a single-season career-high with 13.0 sacks – becoming the first Steelers' linebacker with 10 or more sacks in a season since 2010 (James Harrison and LaMarr Woodley) and tied for the ninth-most by a Steeler in a single-season since the stat became official in 1982
- ♦ First Steelers linebacker since 2013-14 (Jason Worilds) to record back-to-back seasons with at least 7.0 sacks
- ♦ Tallied 6.0 sacks through the first five weeks of the season, becoming the first Steeler with at least 6.0 sacks through the first five games of a season since 2009 (James Harrison, 6.0)
- ♦ His six defensive forced fumbles tied as the second-most by a Steeler in a single season since 1994 (James Harrison, 2008: 7)
- ♦ Named AFC Defensive Player of the Week for his Week 1 performance at Cleveland
- ♦ Totaled single-game career highs in tackles (10 total / 7 solo) and sacks (3.0)
- ♦ His 3.0 quarterback takedowns vs. Browns marked the second multi-sack game of his NFL career, both occurring on Kickoff Weekends (Sept. 10, 2017 at Cleveland and Sept. 9, 2018 at Cleveland)
- ♦ Blocked what could have been a game-winning field goal by Cleveland in OT
- ♦ Named AFC Defensive Player of the Week for his Week 5 performance vs. Atlanta
- ♦ Led all defenders with game highs in tackles (8 / 6 solo) and sacks (3.0)
- ♦ His 3.0 sacks marked the third multi-sack game of his NFL career and second of 2018 – matching a single-game career high (3.0, Sept. 9, 2018 at Cleveland)
- ♦ Forced a fumble on his third sack of QB Matt Ryan, in the fourth quarter, which was recovered by LB L.J. Fort in the Falcons' end zone for a touchdown
- ♦ Recorded a 12-yard strip-sack of Carolina QB Cam Newton in the second quarter (11/8), which increased his career sack total to 15.0 – tying Keith Willis (1982-83) for the second-most by a Steeler in their first two seasons in the NFL with the team since sacks became an official statistic in 1982
- ♦ Recorded 2.0 sacks, his third multi-sack game of his 2018 season, and the fourth of his NFL career vs. Jacksonville (11/18)
- ♦ Surpassed LaMarr Woodley for the most by a Steeler in their first two seasons in the NFL with the team since sacks became an official statistic in 1982

2017 (STEELERS)

- ♦ Started all 15 games he played in during the regular season and one playoff game
- ♦ His 7.0 sacks were the second-most by a rookie in Steelers history
- ♦ His 7.0 sacks led all NFL rookie linebackers and tied for the second-most among all League rookies
- ♦ Only NFL linebacker to finish the regular season with at least 50 tackles (52), 5.0 sacks (7.0), five passes defended (8) and one interception (1)
- ♦ Third player in NFL history and first on Kickoff Weekend to record 2.0 sacks and an interception in an NFL debut, joining Charles Glaze (Oct. 4, 1987) and Tommy Haynes (Oct. 4, 1987)
- ♦ First Steeler with at least 2.0 sacks in their NFL debut since sacks became an official statistic in 1982 (previous mark, 1.5, Kenny Davidson, Sept. 9, 1990 at Cleveland)
- ♦ First Steeler with at least 2.0 sacks and an interception in the same game since 2010 (LaMarr Woodley, Dec. 12 vs. Cincinnati)

TRANSACTIONS

- ★ Pittsburgh exercised fifth-year option on Apr. 28, 2020
- ★ Signed a four-year contract with the Steelers on June 14, 2017
- ★ Drafted by Pittsburgh in the first round (30th overall) of the 2017 NFL Draft

COLLEGE

- ★ Played in 27 games with 14 starts over a two-year span (2015-16) for Wisconsin
- ★ Totaled 70 tackles, 17.0 TFLs and 11.5 sacks in his career
- ★ Named Academic All-Big Ten for two straight years (2015-16)
- ★ Named first-team All-American by ESPN.com and Sports Illustrated, and a second-team All-American by the AP, CBS Sports and Fox Sports as a redshirt junior in 2016
- ★ Named first-team All-Big Ten in 2016
- ★ Recorded 11.5 sacks in 2016, the fifth-most in a single season in school history
- ★ Moved to defense during the spring of 2015, and was part of a defense that ranked No. 1 in the nation in scoring defense, holding opponents to 13.7 points per game
- ★ Missed the entire 2014 season due to injury
- ★ Redshirted in 2013...recruited to Wisconsin as a tight end
- ★ Graduated with a degree in retailing and consumer behavior

PERSONAL

- ★ Attended the Pewaukee High School (Pewaukee, Wisc.)
- ★ First-team all-conference quarterback, linebacker and punter
- ★ Named honorable mention all-area at linebacker by the Milwaukee Journal-Sentinel
- ★ Threw for 527 yards with seven TDs, adding 554 rushing yards and nine rushing TDs as a senior, to go along with 42 tackles and 5.0 sacks on defense
- ★ Lettered in track and field
- ★ Son of Connie and John Watt
- ★ His two brothers, J.J. and Derek, both play in the NFL
- ★ Derek is a teammate with the Steelers
- ★ J.J. is with Arizona Cardinals
- ★ Full name: Trent Jordan Watt

REGULAR SEASON COMPARISON: DEFENSIVE - LAS VEGAS RAIDERS

DATE	OPP	W/L	GP/GS	TACKLES				ASST	SACK	YDS.	INT	TFL	PD	QBH	TD	MISC		
				TOT	SOLO	S	A									FF	FR	FR
12/9/18	PIT @ OAK	L	S	4	2			2	0.0	0.0	0	0	1	0	0	0	0	0
TOTALS		0/1	1/1	4	2			2	0.0	0.0	0	0	1	0	0	0	0	0

T.J. WATT'S NFL REGULAR SEASON DEFENSIVE STATISTICS

				TACKLES								INTERCEPTIONS					O. FUMB				ST				MISC	
DATE	TEAM	GP	GS	TK	S	A	TFL	YDS	SK	YDS	QBH	NO	YDS	LG	TD	PD	FF	FR	YDS	TK	S	A	FF	FR	S	A
2017	Steelers	15	15	52	39	13	10	42	7.0	36.0	13	1	17	17	0	7	1	0	0	2	1	1	0	0	0	0
2018	Steelers	16	16	68	50	18	12	63	13.0	87.0	21	0	0	0	0	3	6	0	0	0	0	0	0	0	0	
2019	Steelers	16	16	55	35	20	14	56	14.5	104.0	36	2	7	7	0	8	8	4	0	0	0	0	0	0	0	
2020	Steelers	15	15	53	43	10	23	119	15.0	112.5	41	1	0	0	0	7	2	0	0	0	0	0	0	0	0	
2021	Steelers	1	1	3	3	0	1	5	2.0	10.0	5	0	0	0	0	1	0	0	0	0	0	0	0	0	0	
NFL TOTALS		63	63	231	170	61	60	285	51.5	349.5	116	4	24	17	0	25	18	4	0	2	1	1	0	0	0	0

T.J. WATT'S NFL POSTSEASON DEFENSIVE STATISTICS

				TACKLES							INTERCEPTIONS					O. FUMB			ST				MISC				
DATE	TEAM	GP	GS	TK	S	A	TFL	YDS	SK	YDS	QBH	NO	YDS	LG	TD	PD	FF	FR	YDS	TK	S	A	FF	FR	S	A	
2017	Steelers	1	1	2	1	1	0	0	0.0	0.0	2	0	0	0	0	1	0	0	0	0	0	0	0	0	0	0	
2020	Steelers	1	1	3	2	1	1	1	0.0	0.0	0	0	0	0	0	1	0	0	0	0	0	0	0	0	0	0	
NFL TOTALS		2	2	5	3	2	1	1	0.0	0.0	2	0	0	0	0	2	0	0	0	0	0	0	0	0	0	0	0

SINGLE-GAME HIGHS: DEFENSIVE

Total Tackles	10 at Cleveland Browns, Sep 09, 2018 8 vs. Atlanta Falcons, Oct 07, 2018 ...1 more at 8.	Tackles For Loss	4 at Cleveland Browns, Sep 09, 2018 3 at Cincinnati Bengals, Dec 21, 2020 ...5 more at 3.
Sacks	3.0 vs. Atlanta Falcons, Oct 07, 2018 3.0 at Cleveland Browns, Sep 09, 2018 3 at Dallas Cowboys, Nov 08, 2020	Interceptions	1 at New York Giants, Sep 14, 2020 1 at Arizona Cardinals, Dec 08, 2019 ...2 more at 1.
Passes Defensed	2 at New York Giants, Sep 14, 2020 ...1 more at 2.	Interception Return Yards	17 at Cleveland Browns, Sep 10, 2017 7 at San Francisco 49ers, Sep 22, 2019
Forced Fumbles	2 vs. Miami Dolphins, Oct 28, 2019 2 vs. Cincinnati Bengals, Dec 30, 2018 ...1 more at 2.	Special Teams Tackles	1 vs. Tennessee Titans, Nov 16, 2017 1 at Cleveland Browns, Sep 10, 2017
Fumble Recoveries	1 at New York Jets, Dec 22, 2019 1 vs. Miami Dolphins, Oct 28, 2019 ...2 more at 1.		

SINGLE-GAME HIGHS - POSTSEASON: DEFENSIVE

Total Tackles	3 vs. Cleveland Browns, Jan 10, 2021	Tackles For Loss	1 vs. Cleveland Browns, Jan 10, 2021
	2 vs. Jacksonville Jaguars, Jan 14, 2018		
Passes Defensed	1 vs. Cleveland Browns, Jan 10, 2021		
	1 vs. Jacksonville Jaguars, Jan 14, 2018		

2017 GAME-BY-GAME REGULAR-SEASON STATISTICS (STEELERS)

DATE	OPPONENT	P/S	TACKLES								INTERCEPTIONS				O. FUMB		ST				MISC		W/L	SCORE		
			TK	S	A	SK	YDS	TFL	YDS	QBH	NO	YDS	LG	TD	PD	FF	FR	YDS	TK	S	A	FF			FR	S
09/10	at Browns	S	6	5	1	2.0	11.0	2	11	2	1	17	17	0	1	0	0	0	1	1	0	0	0	0	W	21-18
09/17	Vikings	S	2	0	2	0.0	0.0	0	0	0	0	0	0	0	1	0	0	0	0	0	0	0	0	0	W	26-9
09/24	at Bears										INACTIVE														L	17-23+
10/01	at Ravens	S	4	4	0	0.0	0.0	1	3	0	0	0	0	0	1	0	0	0	0	0	0	0	0	0	W	26-9
10/08	Jaguars	S	6	5	1	1.0	3.0	2	5	1	0	0	0	0	0	0	0	0	0	0	0	0	0	0	L	9-30
10/15	at Chiefs	S	1	1	0	0.0	0.0	0	0	0	0	0	0	0	0	0	0	0	0	0	0	0	0	0	W	19-13
10/22	Bengals	S	6	5	1	1.0	7.0	1	7	3	0	0	0	0	0	0	0	0	0	0	0	0	0	0	W	29-14
10/29	at Lions	S	2	1	1	0.0	0.0	0	0	0	0	0	0	0	1	0	0	0	0	0	0	0	0	0	W	20-15
11/12	at Colts	S	3	3	0	0.0	0.0	0	0	0	0	0	0	0	0	0	0	0	0	0	0	0	0	0	W	20-17
11/16	Titans	S	1	0	1	0.0	0.0	0	0	0	0	0	0	0	1	0	0	0	1	0	1	0	0	0	W	40-17
11/26	Packers	S	4	3	1	1.0	6.0	1	6	1	0	0	0	0	1	0	0	0	0	0	0	0	0	0	W	31-28
12/04	at Bengals	S	1	0	1	0.0	0.0	0	0	0	0	0	0	0	0	0	0	0	0	0	0	0	0	0	W	23-20
12/10	Ravens	S	4	4	0	1.0	8.0	1	4	3	0	0	0	0	0	1	0	0	0	0	0	0	0	0	W	39-38
12/17	Patriots	S	2	2	0	0.0	0.0	0	0	0	0	0	0	0	0	0	0	0	0	0	0	0	0	0	L	24-27
12/25	at Texans	S	2	0	2	0.0	0.0	0	0	0	0	0	0	0	1	0	0	0	0	0	0	0	0	0	W	34-6
12/31	Browns	S	8	6	2	1.0	1.0	2	6	3	0	0	0	0	0	0	0	0	0	0	0	0	0	0	W	28-24
2017 TOTALS			15-15	52	39	13	7.0	36.0	10	42	13	1	17	17	0	7	1	0	0	2	1	1	0	0	0	13-3
+ Overtime																										

+ - Overtime

2018 GAME-BY-GAME REGULAR-SEASON STATISTICS (STEELERS)

DATE	OPPONENT	P/S	TACKLES								INTERCEPTIONS				O. FUMB			ST				MISC		W/L/T	SCORE	
			TK	S	A	SK	YDS	TFL	YDS	QBH	NO	YDS	LG	TD	PD	FF	FR	YDS	TK	S	A	FF	FR			S
09/09	at Browns	S	10	7	3	3.0	16.0	4	19	3	0	0	0	0	0	0	0	0	0	0	0	0	0	0	T	21-21
09/16	Chiefs	S	2	1	1	0.0	0.0	0	0	1	0	0	0	0	0	0	0	0	0	0	0	0	0	0	L	37-42
09/24	at Buccaneers	S	4	2	2	0.0	0.0	0	0	2	0	0	0	0	0	0	0	0	0	0	0	0	0	0	W	30-27
09/30	Ravens	S	4	3	1	0.0	0.0	0	0	0	0	0	0	0	0	0	0	0	0	0	0	0	0	0	L	14-26
10/07	Falcons	S	8	6	2	3.0	25.0	3	14	6	0	0	0	0	0	1	0	0	0	0	0	0	0	0	W	41-17
10/14	at Bengals	S	2	1	1	0.0	0.0	0	0	0	0	0	0	0	1	0	0	0	0	0	0	0	0	0	W	28-21
10/28	Browns	S	7	5	2	1.0	4.0	2	6	1	0	0	0	0	0	0	0	0	0	0	0	0	0	0	W	33-18
11/04	at Ravens	S	5	4	1	0.0	0.0	0	0	0	0	0	0	0	0	0	0	0	0	0	0	0	0	0	W	23-16
11/08	Panthers	S	1	1	0	1.0	12.0	0	0	2	0	0	0	0	0	1	0	0	0	0	0	0	0	0	W	52-21
11/18	at Jaguars	S	6	6	0	2.0	11.0	1	11	1	0	0	0	0	0	2	0	0	0	0	0	0	0	0	W	20-16
11/25	at Broncos	S	1	1	0	0.0	0.0	0	0	0	0	0	0	0	0	0	0	0	0	0	0	0	0	0	L	17-24
12/02	Chargers	S	1	1	0	0.0	0.0	0	0	1	0	0	0	0	0	0	0	0	0	0	0	0	0	0	L	30-33
12/09	at Raiders	S	4	2	2	0.0	0.0	0	0	0	0	0	0	0	1	0	0	0	0	0	0	0	0	0	L	21-24
12/16	Patriots	S	3	3	0	1.0	7.0	1	7	3	0	0	0	0	0	0	0	0	0	0	0	0	0	0	W	17-10
12/23	at Saints	S	3	3	0	1.0	6.0	1	6	1	0	0	0	0	1	0	0	0	0	0	0	0	0	0	L	28-31
12/30	Bengals	S	7	4	3	1.0	6.0	0	0	0	0	0	0	0	0	2	0	0	0	0	0	0	0	0	W	16-13
2018 TOTALS			16-16	68	50	18	13.0	87.0	12	63	21	0	0	0	0	3	6	0	0	0	0	0	0	0	0	9-6-1

2019 GAME-BY-GAME REGULAR-SEASON STATISTICS (STEELERS)

DATE	OPPONENT	P/S	TACKLES								INTERCEPTIONS					O. FUMB			ST				MISC		W/L	SCORE
			TK	S	A	SK	YDS	TFL	YDS	QBH	NO	YDS	LG	TD	PD	FF	FR	YDS	TK	S	A	FF	FR	S		
09/08	at Patriots	S	2	1	1	0.0	0.0	1	3	3	0	0	0	0	0	0	0	0	0	0	0	0	0	0	L	3-33
09/15	Seahawks	S	6	3	3	1.0	8.0	1	8	1	0	0	0	0	0	1	0	0	0	0	0	0	0	0	L	26-28
09/22	at 49ers	S	2	2	0	0.0	0.0	0	0	2	1	7	7	0	2	0	1	0	0	0	0	0	0	0	L	20-24
09/30	Bengals	S	2	1	1	1.5	9.0	1	5	3	0	0	0	0	0	0	1	0	0	0	0	0	0	0	W	27-3
10/06	Ravens	S	5	4	1	1.0	6.0	3	8	1	0	0	0	0	0	0	0	0	0	0	0	0	0	0	L	23-26+
10/13	at Chargers	S	3	0	3	0.5	2.0	0	0	4	0	0	0	0	1	0	0	0	0	0	0	0	0	0	W	24-17
10/28	Dolphins	S	3	3	0	2.0	16.0	0	0	3	0	0	0	0	0	2	1	0	0	0	0	0	0	0	W	27-14
11/03	Colts	S	3	2	1	1.5	13.0	1	9	3	0	0	0	0	0	0	0	0	0	0	0	0	0	0	W	26-24
11/10	Rams	S	5	4	1	2.0	15.0	1	8	2	0	0	0	0	0	1	0	0	0	0	0	0	0	0	W	17-12
11/14	at Browns	S	4	2	2	1.0	4.0	1	4	2	0	0	0	0	1	0	0	0	0	0	0	0	0	0	L	7-21
11/24	at Bengals	S	2	2	0	1.0	9.0	1	1	1	0	0	0	0	1	1	0	0	0	0	0	0	0	0	W	16-10
12/01	Browns	S	2	1	1	1.0	6.0	1	6	3	0	0	0	0	0	0	0	0	0	0	0	0	0	0	W	20-13
12/08	at Cardinals	S	2	1	1	0.0	0.0	1	1	1	1	0	0	0	1	0	0	0	0	0	0	0	0	0	W	23-17
12/15	Bills	S	4	3	1	0.5	4.0	2	3	2	0	0	0	0	1	1	0	0	0	0	0	0	0	0	L	10-17
12/22	at Jets	S	5	2	3	1.0	8.0	0	0	3	0	0	0	0	0	1	1	0	0	0	0	0	0	0	L	10-16
12/29	at Ravens	S	5	4	1	0.5	4.0	0	0	2	0	0	0	0	1	1	0	0	0	0	0	0	0	0	L	10-28
2019 TOTALS			16-16	55	35	20	14.5	104.0	14	56	36	2	7	7	0	8	8	4	0	0	0	0	0	0	0	8-8

+ - Overtime

◀ ▶ 🔍 📄 📁 📂 📅 📆 📇 📈 📉 📊 📋 📌 📍 📎 📏 📐 📑 📒 📓 📔 📕 📖 📗 📘 📙 📚 📛 📜 📝 📞 📟 📠 📡 📢 📣 📤 📥 📦 📧 📨 📩 📪 📫 📬 📭 📮 📯 📰 📱 📲 📳 📴 📵 📶 📷 📸 📹 📺 📻 📼 📽 📾 📿 📻 📼 📽 📾 📿

[illegible][illegible][illegible][illegible][illegible][illegible][illegible]



AHKELO WITHERSPOON

(uh-KELL-oh)

HEIGHT: 6-2
WEIGHT: 195
COLLEGE: Colorado
BORN: Mar. 21, 1995 (26)

BIRTHPLACE: Sacramento, CA
HOW ACQUIRED: TR '21 (SEA)
NFL EXPERIENCE: R

CORNERBACK

1. **Introduction**
 2. **Background**
 3. **Methodology**
 4. **Results**
 5. **Discussion**
 6. **Conclusion**
 7. **References**
 8. **Appendix**
 9. **Figure 1**
 10. **Figure 2**
 11. **Figure 3**
 12. **Figure 4**
 13. **Figure 5**
 14. **Figure 6**
 15. **Figure 7**
 16. **Figure 8**
 17. **Figure 9**
 18. **Figure 10**
 19. **Figure 11**
 20. **Figure 12**
 21. **Figure 13**
 22. **Figure 14**
 23. **Figure 15**
 24. **Figure 16**
 25. **Figure 17**
 26. **Figure 18**
 27. **Figure 19**
 28. **Figure 20**
 29. **Figure 21**
 30. **Figure 22**
 31. **Figure 23**
 32. **Figure 24**
 33. **Figure 25**
 34. **Figure 26**
 35. **Figure 27**
 36. **Figure 28**
 37. **Figure 29**
 38. **Figure 30**
 39. **Figure 31**
 40. **Figure 32**
 41. **Figure 33**
 42. **Figure 34**
 43. **Figure 35**
 44. **Figure 36**
 45. **Figure 37**
 46. **Figure 38**
 47. **Figure 39**
 48. **Figure 40**
 49. **Figure 41**
 50. **Figure 42**
 51. **Figure 43**
 52. **Figure 44**
 53. **Figure 45**
 54. **Figure 46**
 55. **Figure 47**
 56. **Figure 48**
 57. **Figure 49**
 58. **Figure 50**
 59. **Figure 51**
 60. **Figure 52**
 61. **Figure 53**
 62. **Figure 54**
 63. **Figure 55**
 64. **Figure 56**
 65. **Figure 57**
 66. **Figure 58**
 67. **Figure 59**
 68. **Figure 60**
 69. **Figure 61**
 70. **Figure 62**
 71. **Figure 63**
 72. **Figure 64**
 73. **Figure 65**
 74. **Figure 66**
 75. **Figure 67**
 76. **Figure 68**
 77. **Figure 69**
 78. **Figure 70**
 79. **Figure 71**
 80. **Figure 72**
 81. **Figure 73**
 82. **Figure 74**
 83. **Figure 75**
 84. **Figure 76**
 85. **Figure 77**
 86. **Figure 78**
 87. **Figure 79**
 88. **Figure 80**
 89. **Figure 81**
 90. **Figure 82**
 91. **Figure 83**
 92. **Figure 84**
 93. **Figure 85**
 94. **Figure 86**
 95. **Figure 87**
 96. **Figure 88**
 97. **Figure 89**
 98. **Figure 90**
 99. **Figure 91**
 100. **Figure 92**
 101. **Figure 93**
 102. **Figure 94**
 103. **Figure 95**
 104. **Figure 96**
 105. **Figure 97**
 106. **Figure 98**
 107. **Figure 99**
 108. **Figure 100**
 109. **Figure 101**
 110. **Figure 102**
 111. **Figure 103**
 112. **Figure 104**
 113. **Figure 105**
 114. **Figure 106**
 115. **Figure 107**
 116. **Figure 108**
 117. **Figure 109**
 118. **Figure 110**
 119. **Figure 111**
 120. **Figure 112**
 121. **Figure 113**
 122. **Figure 114**
 123. **Figure 115**
 124. **Figure 116**
 125. **Figure 117**
 126. **Figure 118**
 127. **Figure 119**
 128. **Figure 120**
 129. **Figure 121**
 130. **Figure 122**
 131. **Figure 123**
 132. **Figure 124**
 133. **Figure 125**
 134. **Figure 126**
 135. **Figure 127**
 136. **Figure 128**
 137. **Figure 129**
 138. **Figure 130**
 139. **Figure 131**
 140. **Figure 132**
 141. **Figure 133**
 142. **Figure 134**
 143. **Figure 135**
 144. **Figure 136**
 145. **Figure 137**
 146. **Figure 138**
 147. **Figure 139**
 148. **Figure 140**
 149. **Figure 141**
 150. **Figure 142**
 151. **Figure 143**
 152. **Figure 144**
 153. **Figure 145**
 154. **Figure 146**
 155. **Figure 147**
 156. **Figure 148**
 157. **Figure 149**
 158. **Figure 150**
 159. **Figure 151**
 160. **Figure 152**
 161. **Figure 153**
 162. **Figure 154**
 163. **Figure 155**
 164. **Figure 156**
 165. **Figure 157**
 166. **Figure 158**
 167. **Figure 159**
 168. **Figure 160**
 169. **Figure 161**
 170. **Figure 162**
 171. **Figure 163**
 172. **Figure 164**
 173. **Figure 165**
 174. **Figure 166**
 175. **Figure 167**
 176. **Figure 168**
 177. **Figure 169**
 178. **Figure 170**
 179. **Figure 171**
 180. **Figure 172**
 181. **Figure 173**
 182. **Figure 174**
 183. **Figure 175**
 184. **Figure 176**
 185. **Figure 177**
 186. **Figure 178**
 187. **Figure 179**
 188. **Figure 180**
 189. **Figure 181**
 190. **Figure 182**
 191. **Figure 183**
 192. **Figure 184**
 193. **Figure 185**
 194. **Figure 186**
 195. **Figure 187**
 196. **Figure 188**
 197. **Figure 189**
 198. **Figure 190**
 199. **Figure 191**
 200. **Figure 192**
 201. **Figure 193**
 202. **Figure 194**
 203. **Figure 195**
 204. **Figure 196**
 205. **Figure 197**
 206. **Figure 198**
 207. **Figure 199**
 208. **Figure 200**
 209. **Figure 201**
 210. **Figure 202**
 211. **Figure 203**
 212. **Figure 204**
 213. **Figure 205**
 214. **Figure 206**
 215. **Figure 207**
 216. **Figure 208**
 217. **Figure 209**

- Has played in 47 games (33 starts) over his five seasons (49ers 2017-20; Steelers 2021)

2020 (49ERS)

- Played in 11 games (four starts)

2019 (49ERS)

- ↓ Played in 10 games (eight starts)

2018 (49ERS)

- ✦ Played in 14 games (12 starts)

2017 (49ERS)

- ◆ Played in 12 games (nine starts)

Downloaded from <http://ajphaphysocpharm.sagepub.com/> at 11:00 11 September 2014

- Traded to Pittsburgh from Seattle for a fifth-round pick in the 2023 NFL Draft

- Placed on the Reserve/Injured List by San Francisco on December 19, 2018
- Drafted by the 49ers in the third round (66th overall) of the 2017 NFL Draft

COLLEGE

- Played in 37 games (21 starts) for Colorado (2014-16)
- Played in all 14 games (12 starts) as a senior at right cornerback, earning second-team All-Pac-12 honors from both the Associated Press and the league coaches
- Led the nation in pass breakups with 23 on the year, the most in Colorado single-season history
- In three seasons, totaled 76 tackles (65 solo), three interceptions and 30 passes defended
- Spent one season at Sacramento City College (2013) before transferring to Colorado
- Registered a 40.5" vertical jump at the 2017 NFL Combine, the highest registered among all cornerbacks and third-highest among all defensive backs

PERSONAL

- Began playing football as a high school senior at Christian Brothers High in 2012
- Grew up playing basketball with NFL lineman Arik Armstead and trained with his father, Guss
- Has a passion for medicine and wants to attend medical school after his career in the NFL
- Got his musical talents playing the drums and singing from his grandfather, Jimmy Witherspoon, who was a renowned blues/jazz musician and singer whose hits, including "Ain't Nobody's Business" which reached number one on the U.S. R&B charts in 1949
- Father, Lucky, was a running back at the University of Nevada and was invited to a tryout with the Dallas Cowboys
- Multi-sport athlete growing up, excelled in soccer as a midfielder and as an outfielder and pitcher in baseball
- Picked up soccer at the age of five in order to be more like his older sister, Alexis
- Credits soccer for teaching him footwork and body awareness skills that have translated to the football field

REGULAR SEASON COMPARISON: DEFENSIVE - LAS VEGAS RAIDERS

DATE	OPP	W/L	GP/GS	TOT	TACKLES		ASST	SACK	YDS.	INT	TFL	PD	QBH	TD	MISC	
					SOLO										FF	FR
11/1/18	SF vs. OAK	W	S	1	1		0	0.0	0.0	0	0	0	0	0	0	0
TOTALS		1/0	1/1	1	1		0	0.0	0.0	0	0	0	0	0	0	0

AHKELLO WITHERSPOON'S NFL REGULAR SEASON DEFENSIVE STATISTICS

DATE	TEAM	GP	GS	TK	S	A	TACKLES		YDS	QBH	INTERCEPTIONS		PD	O. FUMB		ST	MISC	
							TFL	YDS			NO	YDS	LG	TD	FF	FR	S	A
2017	49ers	12	9	32	28	4	0	0	0.0	0	2	42	23	0	7	1	0	0
2018	49ers	14	12	37	30	7	0	0	0.0	0	0	0	0	4	0	0	0	0
2019	49ers	10	8	28	24	4	1	2	0.0	0	1	25	25t	1	9	0	0	0
2020	49ers	11	4	19	16	3	1	1	0.0	0	1	0	0	4	0	0	1	0
2021	Seahawks	0	0	0	0	0	0	0	0.0	0	0	0	0	0	0	0	0	0
NFL TOTALS		47	33	116	98	18	2	3	0.0	0	4	67	25T	1	24	1	0	1

AHKELLO WITHERSPOON'S NFL POSTSEASON DEFENSIVE STATISTICS

DATE	TEAM	GP	GS	TK	S	A	TACKLES		YDS	QBH	INTERCEPTIONS		PD	O. FUMB		ST	MISC	
							TFL	YDS			NO	YDS	LG	TD	FF	FR	S	A
2019	49ers	3	1	1	1	0	0	0	0.0	0	0	0	0	0	0	0	3	1
NFL TOTALS		3	1	1	1	0	0	0	0.0	0	0	0	0	0	0	0	3	1

SINGLE-GAME HIGHS: DEFENSIVE

Total Tackles	7 at Arizona Cardinals, Dec 26, 2020 5 at New York Jets, Sep 20, 2020 ...4 more at 5.	Interceptions	1 at Arizona Cardinals, Dec 26, 2020 1 at Tampa Bay Buccaneers, Sep 08, 2019 ...2 more at 1.
Passes Defensed	3 at Tampa Bay Buccaneers, Sep 08, 2019 2 at Dallas Cowboys, Dec 20, 2020 ...3 more at 2.	Interception Return Yards	25 at Tampa Bay Buccaneers, Sep 08, 2019 23 vs. Jacksonville Jaguars, Dec 24, 2017
Forced Fumbles	1 at Los Angeles Rams, Dec 31, 2017	Special Teams Tackles	1 at New England Patriots, Oct 25, 2020
Tackles For Loss	1 at Arizona Cardinals, Dec 26, 2020 1 vs. Pittsburgh Steelers, Sep 22, 2019	Special Teams Fumble Recoveries	1 at Minnesota Vikings, Sep 09, 2018

SINGLE-GAME HIGHS - POSTSEASON: DEFENSIVE

Total Tackles	1 vs. Minnesota Vikings, Jan 11, 2020	Special Teams Tackles	2 vs. Green Bay Packers, Jan 19, 2020 1 at Kansas City Chiefs, Feb 02, 2020
---------------	---------------------------------------	-----------------------	--

2017 GAME-BY-GAME REGULAR-SEASON STATISTICS (49ERS)

DATE	OPPONENT	P/S	TACKLES							INTERCEPTIONS					O. FUMB			ST				MISC		W/L	SCORE							
			TK	S	A	SK	YDS	TFL	YDS	QBH	NO	YDS	LG	TD	PD	FF	FR	YDS	TK	S	A	FF	FR			S	A					
09/10	Panthers									INACTIVE																					L	3-23
09/17	at Seahawks									ON INACTIVE LIST																					L	9-12
09/21	Rams									ON INACTIVE LIST																					L	39-41
10/01	at Cardinals									INACTIVE																					L	15-18+
10/08	at Colts	P	1	1	0	0.0	0.0	0	0	0	0	0	0	0	0	0	0	0	0	0	0	0	0	0	0	L	23-26+					
10/15	at Washington	P	2	1	1	0.0	0.0	0	0	0	0	0	0	0	0	0	0	0	0	0	0	0	0	0	0	L	24-26					
10/22	Cowboys	P	3	3	0	0.0	0.0	0	0	0	0	0	0	0	0	0	0	0	0	0	0	0	0	0	0	L	10-40					
10/29	at Eagles	S	3	3	0	0.0	0.0	0	0	0	1	19	19	0	1	0	0	0	0	0	0	0	0	0	0	L	10-33					
11/05	Cardinals	S	4	3	1	0.0	0.0	0	0	0	0	0	0	0	0	0	0	0	0	0	0	0	0	0	0	L	10-20					
11/12	Giants	S	3	3	0	0.0	0.0	0	0	0	0	0	0	0	1	0	0	0	0	0	0	0	0	0	0	W	31-21					
11/26	Seahawks	S	1	1	0	0.0	0.0	0	0	0	0	0	0	0	1	0	0	0	0	0	0	0	0	0	0	L	13-24					
12/03	at Bears	S	1	1	0	0.0	0.0	0	0	0	0	0	0	0	0	0	0	0	0	0	0	0	0	0	0	W	15-14					
12/10	at Texans	S	3	2	1	0.0	0.0	0	0	0	0	0	0	0	0	0	0	0	0	0	0	0	0	0	0	W	26-16					
12/17	Titans	S	4	4	0	0.0	0.0	0	0	0	0	0	0	0	1	0	0	0	0	0	0	0	0	0	0	W	25-23					
12/24	Jaguars	S	3	2	1	0.0	0.0	0	0	0	1	23	23	0	2	0	0	0	0	0	0	0	0	0	0	W	44-33					
12/31	at Rams	S	4	4	0	0.0	0.0	0	0	0	0	0	0	0	1	1	0	0	0	0	0	0	0	0	0	W	34-13					
2017 TOTALS		12-9	32	28	4	0.0	0.0	0	0	0	2	42	23	0	7	1	0	0	0	0	0	0	0	0	0	6-10						
± Overtime																																

+ - Overtime

2018 GAME-BY-GAME REGULAR-SEASON STATISTICS (49ERS)

DATE	OPPONENT	P/S	TACKLES							INTERCEPTIONS					O. FUMB			ST				MISC		W/L	SCORE		
			TK	S	A	SK	YDS	TFL	YDS	QBH	NO	YDS	LG	TD	PD	FF	FR	YDS	TK	S	A	FF	FR			S	A
09/09	at Vikings	S	1	0	1	0.0	0.0	0	0	0	0	0	0	1	0	0	0	0	0	0	0	0	1	0	0	L	16-24
09/16	Lions	S	4	3	1	0.0	0.0	0	0	0	0	0	0	0	0	0	0	0	0	0	0	0	0	0	0	W	30-27
09/23	at Chiefs	P	5	5	0	0.0	0.0	0	0	0	0	0	0	0	0	0	0	0	0	0	0	0	0	0	0	L	27-38
09/30	at Chargers	S	4	4	0	0.0	0.0	0	0	0	0	0	0	0	0	0	0	0	0	0	0	0	0	0	0	L	27-29
10/07	Cardinals	S	3	3	0	0.0	0.0	0	0	0	0	0	0	0	0	0	0	0	0	0	0	0	0	0	0	L	18-28
10/15	at Packers	P	0	0	0	0.0	0.0	0	0	0	0	0	0	0	0	0	0	0	0	0	0	0	0	0	0	L	30-33
10/21	Rams	S	2	2	0	0.0	0.0	0	0	0	0	0	0	1	0	0	0	0	0	0	0	0	0	0	0	L	10-39
10/28	at Cardinals	S	1	1	0	0.0	0.0	0	0	0	0	0	0	0	0	0	0	0	0	0	0	0	0	0	0	L	15-18
11/01	Raiders	S	1	1	0	0.0	0.0	0	0	0	0	0	0	0	0	0	0	0	0	0	0	0	0	0	0	W	34-3
11/12	Giants	S	3	2	1	0.0	0.0	0	0	0	0	0	0	1	0	0	0	0	0	0	0	0	0	0	0	L	23-27
11/25	at Buccaneers	S	4	4	0	0.0	0.0	0	0	0	0	0	0	0	0	0	0	0	0	0	0	0	0	0	0	L	9-27
12/02	at Seahawks	S	4	4	0	0.0	0.0	0	0	0	0	0	0	1	0	0	0	0	0	0	0	0	0	0	0	L	16-43
12/09	Broncos	S	4	1	3	0.0	0.0	0	0	0	0	0	0	0	0	0	0	0	0	0	0	0	0	0	0	W	20-14
12/16	Seahawks	S	1	0	1	0.0	0.0	0	0	0	0	0	0	0	0	0	0	0	0	0	0	0	0	0	0	W	26-23+
12/23	Bears									DID NOT PLAY																L	9-14
12/30	at Rams									DID NOT PLAY																L	32-48
2018 TOTALS		14-12	37	30	7	0.0	0.0	0	0	0	0	0	0	4	0	0	0	0	0	0	0	0	1	0	0	4-12	

+ - Overtime

2019 GAME-BY-GAME REGULAR-SEASON STATISTICS (49ERS)

DATE	OPPONENT	P/S	TACKLES								INTERCEPTIONS				O. FUMB			ST			MISC		W/L	SCORE		
			TK	S	A	SK	YDS	TFL	YDS	QBH	NO	YDS	LG	TD	PD	FF	FR	YDS	TK	S	A	FF			FR	S
09/08	at Buccaneers	S	2	2	0	0.0	0.0	0	0	0	1	25	25	1	3	0	0	0	0	0	0	0	0	0	W	31-17
09/15	at Bengals	S	5	3	2	0.0	0.0	0	0	0	0	0	0	0	2	0	0	0	0	0	0	0	0	0	W	41-17
09/22	Steelers	S	2	2	0	0.0	0.0	1	2	0	0	0	0	0	0	0	0	0	0	0	0	0	0	0	W	24-20
10/07	Browns										INACTIVE														W	31-3
10/13	at Rams										INACTIVE														W	20-7
10/20	at Washington										INACTIVE														W	9-0
10/27	Panthers										INACTIVE														W	51-13
10/31	at Cardinals										INACTIVE														W	28-25
11/11	Seahawks										INACTIVE														L	24-27+
11/17	Cardinals	P	0	0	0	0.0	0.0	0	0	0	0	0	0	0	0	0	0	0	0	0	0	0	0	0	W	36-26
11/24	Packers	P	0	0	0	0.0	0.0	0	0	0	0	0	0	0	0	0	0	0	0	0	0	0	0	0	W	37-8
12/01	at Ravens	S	3	3	0	0.0	0.0	0	0	0	0	0	0	0	0	0	0	0	0	0	0	0	0	0	L	17-20
12/08	at Saints	S	5	4	1	0.0	0.0	0	0	0	0	0	0	0	1	0	0	0	0	0	0	0	0	0	W	48-46
12/15	Falcons	S	4	3	1	0.0	0.0	0	0	0	0	0	0	0	0	0	0	0	0	0	0	0	0	0	L	22-29
12/21	Rams	S	2	2	0	0.0	0.0	0	0	0	0	0	0	0	1	0	0	0	0	0	0	0	0	0	W	34-31
12/29	at Seahawks	S	5	5	0	0.0	0.0	0	0	0	0	0	0	0	2	0	0	0	0	0	0	0	0	0	W	26-21
2019 TOTALS			10-8	28	24	4	0.0	0.0	1	2	0	1	25	25T	1	9	0	0	0	0	0	0	0	0	13-3	

+ - Overtime

2020 GAME-BY-GAME REGULAR-SEASON STATISTICS (49ERS)

DATE	OPPONENT	P/S	TACKLES								INTERCEPTIONS					O. FUMB			ST				MISC		W/L	SCORE
			TK	S	A	SK	YDS	TFL	YDS	QBH	NO	YDS	LG	TD	PD	FF	FR	YDS	TK	S	A	FF	FR	S		
09/13	Cardinals	P	1	1	0	0.0	0.0	0	0	0	0	0	0	0	0	0	0	0	0	0	0	0	0	0	L	20-24
09/20	at Jets	S	5	3	2	0.0	0.0	0	0	0	0	0	0	0	0	0	0	0	0	0	0	0	0	0	W	31-13
09/27	at Giants		ON INACTIVE LIST																				W	36-9		
10/04	Eagles		ON INACTIVE LIST																				L	20-25		
10/11	Dolphins	P	3	2	1	0.0	0.0	0	0	0	0	0	0	0	0	0	0	0	0	0	0	0	0	0	L	17-43
10/18	Rams	P	0	0	0	0.0	0.0	0	0	0	0	0	0	0	0	0	0	0	0	0	0	0	0	0	W	24-16
10/25	at Patriots	P	0	0	0	0.0	0.0	0	0	0	0	0	0	0	0	0	0	1	1	0	0	0	0	0	W	33-6
11/01	at Seahawks	P	0	0	0	0.0	0.0	0	0	0	0	0	0	0	0	0	0	0	0	0	0	0	0	0	L	27-37
11/05	Packers		INACTIVE																				L	17-34		
11/15	at Saints		ON INACTIVE LIST																				L	13-27		
11/29	at Rams		INACTIVE																				W	23-20		
12/07	Bills	P	0	0	0	0.0	0.0	0	0	0	0	0	0	0	0	0	0	0	0	0	0	0	0	0	L	24-34
12/13	Washington	P	1	1	0	0.0	0.0	0	0	0	0	0	0	0	0	0	0	0	0	0	0	0	0	0	L	15-23
12/20	at Cowboys	S	1	1	0	0.0	0.0	0	0	0	0	0	0	2	0	0	0	0	0	0	0	0	0	0	L	33-41
12/26	at Cardinals	S	7	7	0	0.0	0.0	1	1	0	1	0	0	1	0	0	0	0	0	0	0	0	0	0	W	20-12
01/03	Seahawks	S	1	1	0	0.0	0.0	0	0	0	0	0	0	1	0	0	0	0	0	0	0	0	0	0	L	23-26
2020 TOTALS			11-4	19	16	3	0.0	0.0	1	1	0	1	0	0	0	4	0	0	0	1	1	0	0	0	0	6-10

2021 GAME-BY-GAME REGULAR-SEASON STATISTICS (SEAHAWKS)

DATE	OPPONENT	P/S	TACKLES							INTERCEPTIONS					O. FUMB			ST					MISC		W/L	SCORE	
			TK	S	A	SK	YDS	TFL	YDS	QBH	NO	YDS	LG	TD	PD	FF	FR	YDS	TK	S	A	FF	FR	S			A
09/12	at Colts									NOT ON ROSTER																W	28-16
2021 TOTALS			0	0	0	0.0	0.0	0	0	0	0	0	0	0	0	0	0	0	0	0	0	0	0	0	0	1-0	

2019 GAME-BY-GAME POSTSEASON STATISTICS (49ERS)

			TACKLES							INTERCEPTIONS					O. FUMB			ST			MISC						
DATE	OPPONENT	P/S	TK	S	A	SK	YDS	TFL	YDS	QBH	NO	YDS	LG	TD	PD	FF	FR	YDS	TK	S	A	FF	FR	S	A	W/L	SCORE
01/11	Vikings	S	1	1	0	0.0	0.0	0	0	0	0	0	0	0	0	0	0	0	0	0	0	0	0	0	0	W	27-10
01/19	Packers	P	0	0	0	0.0	0.0	0	0	0	0	0	0	0	0	0	0	0	2	1	1	0	0	0	0	W	37-20
02/02	at Chiefs	P	0	0	0	0.0	0.0	0	0	0	0	0	0	0	0	0	0	0	1	0	1	0	0	0	0	L	20-31
2019 TOTALS			3-1	1	1	0	0.0	0.0	0	0	0	0	0	0	0	0	0	0	3	1	2	0	0	0	0	2-1	



CHRIS WORMLEY

DEFENSIVE LINEMAN

HEIGHT: 6-5 BIRTHPLACE: Toledo, OH

WEIGHT: 300 HOW ACQUIRED: TR '20 (BAL)

COLLEGE: Michigan NFL EXPERIENCE: 5th year

BORN: Oct. 25, 1993 (27)

PRO CAREER

- Has played in 53 games (16 starts) over his five-year NFL career (Ravens 2017-19; Steelers 2020-21)
- Registered 63 tackles, 12 quarterback hits, five tackles for loss, 3.5 sacks and seven passes defended
- Made NFL debut in Week 5 of 2017 at Oakland
- Made NFL starting debut in Week 6 of 2017 vs. Chicago

2020 (STEELERS)

- Played in 13 regular-season games (one start)
- Recorded eight tackles (three solo), 1.0 sack, one tackle for loss and three quarterback hits

2019 (RAVENS)

- Played in 16 regular-season games (seven starts)
- Recorded 33 tackles, 1.5 sacks, six quarterback hits, two tackles for a loss and two passes defended
- Registered four tackles (three solo), two tackles for loss, two quarterback hits and 1.0 sack in Week 10 at Cincinnati
- Recorded four tackles (two solo), one quarterback hit, one pass defended and 0.5 sack in Week 13 vs. San Francisco

2018 (RAVENS)

- Played in 16 regular-season games (six starts)
- Recorded 16 tackles, 1.0 sacks, two quarterback hits, two tackles for a loss and five passes defended for the league's No. 1 overall (292.9 ypg) and No. 2 scoring (17.9 ppg) defense
- Registered two tackles (two solo) and one tackle for loss in Week 2 at Cincinnati
- Recorded three tackles (three solo) in Week 7 vs. New Orleans
- Recorded his first-career sack for a defense that posted franchise records in sacks (11) in the 21-0 victory in Week 6 at Tennessee

2017 (RAVENS)

- Played in seven regular-season games (two starts)
- Registered five tackles (five solo) for a unit that led the League in both takeaways (34), interceptions (22) and finished ranked 12th overall (325.1 ypg)
- Made NFL debut in Week 5 at Oakland
- Made NFL starting debut in Week 6 vs. Chicago

TRANSACTIONS

- Signed a two-year contract with Pittsburgh on Mar. 18, 2021
- Traded to the Steelers from Baltimore with 2021 seventh round pick (#254 Pressley Harvin III) for 2021 fifth round pick (#168 – traded) on March 20, 2020
- Signed a four-year contract with the Ravens on May 5, 2017
- Drafted by Baltimore in the third round (74th overall) of the 2017 NFL Draft

COLLEGE

- Played in 51 games (30 starts) over a four-year span (2013-16) for Michigan
- Registered 123 tackles (61 solo), 18.0 sacks and 33 tackles for loss
- Started all 13 games for the nation's top-ranked Wolverines' defense (261.8 yards/game) in 2016
- Michigan finished No. 1 in the FBS in pass defense (142.5 yards/game) and fourth in sacks/game (3.54)
- Selected first-team All-Big Ten by coaches, second-team All-Big Ten by media, and earned second-team Sporting News All-America honors as a senior in 2016
- Recorded a career-high 43 tackles and 6.5 sacks in 2015
- Michigan finished No. 4 in total defense (280.7 yards/game) and No. 3 against the pass (158.5 yards/game)
- Graduated with a degree in sports management

PERSONAL

- ✦ Attended the Whitmer High School (Toledo, Ohio)
- ✦ Recorded 66 tackles, 19 tackles for loss, 11 sacks and one pass defended as a senior, earning AP Division I All-Ohio first-team honors and co-Defensive Player of the Year
- ✦ Named first-team Division I All-District as a sophomore after tallying 60 tackles and 12 sacks
- ✦ Also lettered in basketball and track and field
- ✦ Full name: Chris Wormley

REGULAR SEASON COMPARISON: DEFENSIVE - LAS VEGAS RAIDERS

DATE	OPP	W/L	GP/GS	TACKLES					ASST	SACK	YDS.	INT	TFL	PD	QBH	TD	MISC		
				TK	S	A	TFL	YDS									FF	FR	FR
10/8/17	BLT @ OAK	W	P	1	1				0	0.0	0.0	0	0	0	0	0	0	0	0
11/25/18	BLT vs. OAK	W	P	1	1				0	0.0	0.0	0	0	1	0	0	0	0	0
TOTALS		2/0	2/0	2	2				0	0.0	0.0	0	0	0	1	0	0	0	0

CHRIS WORMLEY'S NFL REGULAR SEASON DEFENSIVE STATISTICS

DATE	TEAM	GP	GS	TK	S	TACKLES					YDS	QBH	INTERCEPTIONS				O. FUMB			TK	S	ST		FF	FR	MISC	
						A	TFL	YDS	SK	YDS			NO	YDS	LG	TD	PD	FF	FR			YDS	A				FF
2017	Ravens	7	2	5	5	0	0	0	0.0	0.0	1	0	0	0	0	0	0	0	0	0	0	0	0	0	0	0	0
2018	Ravens	16	6	16	13	3	2	7	1.0	6.0	2	0	0	0	5	0	0	0	0	0	0	0	0	0	0	0	0
2019	Ravens	16	7	33	17	16	2	9	1.5	7.0	6	0	0	0	2	0	0	0	0	0	0	0	0	0	0	0	0
2020	Steelers	13	1	8	3	5	1	9	1.0	9.0	3	0	0	0	0	0	0	0	0	0	0	0	0	0	0	0	0
2021	Steelers	1	0	1	0	1	0	0	0.0	0.0	0	0	0	0	0	0	0	0	0	0	0	0	0	0	0	0	0
NFL TOTALS		53	16	63	38	25	5	25	3.5	22.0	12	0	0	0	7	0	0	0	0	0	0	0	0	0	0	0	0

CHRIS WORMLEY'S NFL POSTSEASON DEFENSIVE STATISTICS

				TACKLES					INTERCEPTIONS					O. FUMB			ST			MISC						
DATE	TEAM	GP	GS	TK	S	A	TFL	YDS	SK	YDS	QBH	NO	YDS	LG	TD	PD	FF	FR	YDS	TK	S	A	FF	FR	S	A
2018	Ravens	1	0	2	2	0	0	0.0	0.0	0	0	0	0	0	0	0	0	0	0	0	0	0	0	0	0	0
2019	Ravens	1	1	3	2	1	0	0	0.0	0.0	0	0	0	0	0	0	0	0	0	0	0	0	0	0	0	0
2020	Steelers	1	0	0	0	0	0	0	0.0	0.0	0	0	0	0	0	0	0	0	0	0	0	0	0	0	0	0
NFL TOTALS		3	1	5	4	1	0	0	0.0	0.0	0	0	0	0	0	0	0	0	0	0	0	0	0	0	0	0

SINGLE-GAME HIGHS: DEFENSIVE

Total Tackles	4 vs. Pittsburgh Steelers, Dec 29, 2019	Passes Defended	2 vs. Buffalo Bills, Sep 09, 2018
	4 at Cleveland Browns, Dec 22, 2019		1 vs. San Francisco 49ers, Dec 01, 2019
	...2 more at 4.		...4 more at 1.
Sacks	1.0 at Cleveland Browns, Jan 03, 2021	Tackles For Loss	2 at Cincinnati Bengals, Nov 10, 2019
	1.0 at Cincinnati Bengals, Nov 10, 2019		1 at Cleveland Browns, Jan 03, 2021
	...1 more at 1.0.		...2 more at 1.

SINGLE-GAME HIGHS - POSTSEASON: DEFENSIVE

Total Tackles	3 vs. Tennessee Titans, Jan 11, 2020
	2 vs. Los Angeles Chargers, Jan 06, 2019

2017 GAME-BY-GAME REGULAR-SEASON STATISTICS (RAVENS)

DATE	OPPONENT	P/S	TACKLES					YDS	QBH	INTERCEPTIONS				PD	O. FUMB			ST			MISC		W/L	SCORE
			TK	S	A	SK	TFL			NO	YDS	LG	TD		FF	FR	YDS	TK	S	A	FF	FR		
09/10	at Bengals									INACTIVE													W	20-0
09/17	Browns									INACTIVE													W	24-10
09/24	at Jaguars									INACTIVE													L	7-44
10/01	Steelers									INACTIVE													L	9-26
10/08	at Raiders	P	1	1	0	0.0	0.0	0	0	0	0	0	0	0	0	0	0	0	0	0	0	0	W	30-17
10/15	Bears	S	2	2	0	0.0	0.0	0	0	0	0	0	0	0	0	0	0	0	0	0	0	0	L	24-27+
10/22	at Vikings	S	1	1	0	0.0	0.0	0	0	0	0	0	0	0	0	0	0	0	0	0	0	0	L	16-24
10/26	Dolphins	P	1	1	0	0.0	0.0	0	0	0	0	0	0	0	0	0	0	0	0	0	0	0	W	40-0
11/05	at Titans	P	0	0	0	0.0	0.0	0	0	0	0	0	0	0	0	0	0	0	0	0	0	0	L	20-23
11/19	at Packers									ON INACTIVE LIST													W	23-0
11/27	Texans									INACTIVE													W	23-16
12/03	Lions									INACTIVE													W	44-20
12/10	at Steelers	P	0	0	0	0.0	0.0	0	0	0	0	0	0	0	0	0	0	0	0	0	0	0	L	38-39
12/17	at Browns									INACTIVE													W	27-10
12/23	Colts									INACTIVE													W	23-16
12/31	Bengals	P	0	0	0	0.0	0.0	0	0	0	0	0	0	0	0	0	0	0	0	0	0	0	L	27-31
2017 TOTALS		7-2	5	5	0	0.0	0.0	0	0	1	0	0	0	0	0	0	0	0	0	0	0	0	9-7	

+ - Overtime

2018 GAME-BY-GAME REGULAR-SEASON STATISTICS (RAVENS)

DATE	OPPONENT	P/S	TACKLES							INTERCEPTIONS					O. FUMB			ST			MISC		W/L	SCORE			
			TK	S	A	SK	YDS	TFL	YDS	QBH	NO	YDS	LG	TD	PD	FF	FR	YDS	TK	S	A	FF			FR	S	A
09/09	Bills	P	1	1	0	0.0	0.0	0	0	0	0	0	0	2	0	0	0	0	0	0	0	0	0	0	W	47-3	
09/13	at Bengals	S	2	2	0	0.0	0.0	1	1	0	0	0	0	0	0	0	0	0	0	0	0	0	0	0	L	23-34	
09/23	Broncos	S	1	1	0	0.0	0.0	0	0	0	0	0	0	0	0	0	0	0	0	0	0	0	0	0	W	27-14	
09/30	at Steelers	P	0	0	0	0.0	0.0	0	0	0	0	0	0	1	0	0	0	0	0	0	0	0	0	0	W	26-14	
10/07	at Browns	S	1	1	0	0.0	0.0	0	0	0	0	0	0	0	0	0	0	0	0	0	0	0	0	0	L	9-12+	
10/14	at Titans	S	1	1	0	1.0	6.0	1	6	1	0	0	0	0	0	0	0	0	0	0	0	0	0	0	W	21-0	
10/21	Saints	S	3	3	0	0.0	0.0	0	0	0	0	0	0	0	0	0	0	0	0	0	0	0	0	0	L	23-24	
10/28	at Panthers	S	1	0	1	0.0	0.0	0	0	0	0	0	0	0	0	0	0	0	0	0	0	0	0	0	L	21-36	
11/04	Steelers	P	1	0	1	0.0	0.0	0	0	0	0	0	0	1	0	0	0	0	0	0	0	0	0	0	L	16-23	
11/18	Bengals	P	1	1	0	0.0	0.0	0	0	0	0	0	0	0	0	0	0	0	0	0	0	0	0	0	W	24-21	
11/25	Raiders	P	1	1	0	0.0	0.0	0	0	0	0	0	0	1	0	0	0	0	0	0	0	0	0	0	W	34-17	
12/02	at Falcons	P	0	0	0	0.0	0.0	0	0	0	0	0	0	0	0	0	0	0	0	0	0	0	0	0	W	26-16	
12/09	at Chiefs	P	0	0	0	0.0	0.0	0	0	0	0	0	0	0	0	0	0	0	0	0	0	0	0	0	L	24-27+	
12/16	Buccaneers	P	2	1	1	0.0	0.0	0	0	0	0	0	0	0	0	0	0	0	0	0	0	0	0	0	W	20-12	
12/22	at Chargers	P	0	0	0	0.0	0.0	0	0	0	0	0	0	0	0	0	0	0	0	0	0	0	0	0	W	22-10	
12/30	Browns	P	1	1	0	0.0	0.0	0	0	1	0	0	0	0	0	0	0	0	0	0	0	0	0	0	W	26-24	
2018 TOTALS		16-6	16	13	3	1.0	6.0	2	7	2	0	0	0	5	0	0	0	0	0	0	0	0	0	0	10-6		
±. Overtime																											

+ Overtime

2019 GAME-BY-GAME REGULAR-SEASON STATISTICS (RAVENS)

DATE	OPPONENT	P/S	TACKLES							INTERCEPTIONS				O. FUMB			ST			MISC		W/L	SCORE			
			TK	S	A	SK	YDS	TFL	YDS	QBH	NO	YDS	LG	TD	PD	FF	FR	YDS	TK	S	A			FF	FR	S
09/08	at Dolphins	S	0	0	0	0.0	0.0	0	0	1	0	0	0	0	0	0	0	0	0	0	0	0	0	0	W	59-10
09/15	Cardinals	P	0	0	0	0.0	0.0	0	0	0	0	0	0	0	0	0	0	0	0	0	0	0	0	0	W	23-17
09/22	at Chiefs	P	0	0	0	0.0	0.0	0	0	1	0	0	0	0	0	0	0	0	0	0	0	0	0	0	L	28-33
09/29	Browns	S	1	1	0	0.0	0.0	0	0	0	0	0	0	1	0	0	0	0	0	0	0	0	0	0	L	25-40
10/06	at Steelers	P	1	0	1	0.0	0.0	0	0	0	0	0	0	0	0	0	0	0	0	0	0	0	0	0	W	26-23+
10/13	Bengals	S	2	1	1	0.0	0.0	0	0	0	0	0	0	0	0	0	0	0	0	0	0	0	0	0	W	23-17
10/20	at Seahawks	P	2	1	1	0.0	0.0	0	0	1	0	0	0	0	0	0	0	0	0	0	0	0	0	0	W	30-16
11/03	Patriots	P	2	0	2	0.0	0.0	0	0	0	0	0	0	0	0	0	0	0	0	0	0	0	0	0	W	37-20
11/10	at Bengals	S	4	3	1	1.0	7.0	2	9	2	0	0	0	0	0	0	0	0	0	0	0	0	0	0	W	49-13
11/17	Texans	P	2	1	1	0.0	0.0	0	0	0	0	0	0	0	0	0	0	0	0	0	0	0	0	0	W	41-7
11/25	at Rams	P	2	1	1	0.0	0.0	0	0	0	0	0	0	0	0	0	0	0	0	0	0	0	0	0	W	45-6
12/01	49ers	S	4	2	2	0.5	0.0	0	0	1	0	0	0	1	0	0	0	0	0	0	0	0	0	0	W	20-17
12/08	at Bills	P	2	0	2	0.0	0.0	0	0	0	0	0	0	0	0	0	0	0	0	0	0	0	0	0	W	24-17
12/12	Jets	S	3	3	0	0.0	0.0	0	0	0	0	0	0	0	0	0	0	0	0	0	0	0	0	0	W	42-21
12/22	at Browns	P	4	3	1	0.0	0.0	0	0	0	0	0	0	0	0	0	0	0	0	0	0	0	0	0	W	31-15
12/29	Steelers	S	4	1	3	0.0	0.0	0	0	0	0	0	0	0	0	0	0	0	0	0	0	0	0	0	W	28-10
2019 TOTALS		16-7	33	17	16	1.5	7.0	2	9	6	0	0	0	0	2	0	0	0	0	0	0	0	0	0	14-2	
± Overtime																										

+ Overtime

2020 GAME-BY-GAME REGULAR-SEASON STATISTICS (STEELERS)

DATE	OPPONENT	P/S	TACKLES							INTERCEPTIONS				O. FUMB			ST			MISC		W/L	SCORE			
			TK	S	A	SK	YDS	TFL	YDS	QBH	NO	YDS	LG	TD	PD	FF	FR	YDS	TK	S	A			FF	FR	S
09/14	at Giants	P	0	0	0	0.0	0.0	0	0	0	0	0	0	0	0	0	0	0	0	0	0	0	0	0	W	26-16
09/20	Broncos	P	1	1	0	0.0	0.0	0	0	0	0	0	0	0	0	0	0	0	0	0	0	0	0	0	W	26-21
09/27	Texans	P	1	0	1	0.0	0.0	0	0	0	0	0	0	0	0	0	0	0	0	0	0	0	0	0	W	28-21
10/11	Eagles	P	0	0	0	0.0	0.0	0	0	0	0	0	0	0	0	0	0	0	0	0	0	0	0	0	W	38-29
10/18	Browns	P	1	0	1	0.0	0.0	0	0	1	0	0	0	0	0	0	0	0	0	0	0	0	0	0	W	38-7
10/25	at Titans	P	0	0	0	0.0	0.0	0	0	1	0	0	0	0	0	0	0	0	0	0	0	0	0	0	W	27-24
11/01	at Ravens									DID NOT PLAY														W	28-24	
11/08	at Cowboys									DID NOT PLAY														W	24-19	
11/15	Bengals									DID NOT PLAY														W	36-10	
11/22	at Jaguars	P	0	0	0	0.0	0.0	0	0	0	0	0	0	0	0	0	0	0	0	0	0	0	0	0	W	27-3
12/02	Ravens	P	2	1	1	0.0	0.0	0	0	0	0	0	0	0	0	0	0	0	0	0	0	0	0	0	W	19-14
12/07	Washington	P	1	0	1	0.0	0.0	0	0	0	0	0	0	0	0	0	0	0	0	0	0	0	0	0	L	17-23
12/13	at Bills	P	0	0	0	0.0	0.0	0	0	0	0	0	0	0	0	0	0	0	0	0	0	0	0	0	L	15-26
12/21	at Bengals	P	0	0	0	0.0	0.0	0	0	0	0	0	0	0	0	0	0	0	0	0	0	0	0	0	L	17-27
12/27	Colts	P	0	0	0	0.0	0.0	0	0	0	0	0	0	0	0	0	0	0	0	0	0	0	0	0	W	28-24
01/03	at Browns	S	2	1	1	1.0	9.0	1	9	1	0	0	0	0	0	0	0	0	0	0	0	0	0	0	L	22-24
2020 TOTALS		13-1	8	3	5	1.0	9.0	1	9	3	0	0	0	0	0	0	0	0	0	0	0	0	0	0	12-4	

2021 GAME-BY-GAME REGULAR-SEASON STATISTICS (STEELERS)

			TACKLES							INTERCEPTIONS					O. FUMB			ST			MISC						
DATE	OPPONENT	P/S	TK	S	A	SK	YDS	TFL	YDS	QBH	NO	YDS	LG	TD	PD	FF	FR	YDS	TK	S	A	FF	FR	S	A	W/L	SCORE
09/12	at Bills	P	1	0	1	0.0	0.0	0	0	0	0	0	0	0	0	0	0	0	0	0	0	0	0	0	0	W	23-16
2021 TOTALS		1-0	1	0	1	0.0	0.0	0	0	0	0	0	0	0	0	0	0	0	0	0	0	0	0	0	0	1-0	

[illegible]



MIKE TOMLIN

Head Coach

YEARS WITH STEELERS: 15

NFL EXPERIENCE: 21



Mike Tomlin was named the 16th head coach in Pittsburgh Steelers history on January 22, 2007. Hired at the age of 34, Tomlin became only the third head coach hired by the Steelers since 1969.

In his 14 seasons as head coach for the Pittsburgh Steelers, Tomlin has accomplished many things that have never been done in the team's storied history. A franchise known for stability at the head coaching position, Tomlin ranks among the League's longest-tenured active head coaches entering the 2021 season.

Tomlin became the youngest head coach in NFL history to both coach in and win a Super Bowl when he led the Steelers to a 27-23 victory over the Arizona Cardinals in Super Bowl XLIII (36 years, 323 days). By winning the Super Bowl in only his second season as a head coach, he also became the fastest to win a Super Bowl title in Steelers history.

In his 14 years as head coach of the Steelers, Tomlin has led Pittsburgh to seven AFC North titles, most recently in 2020, and has guided the Steelers to the playoffs nine times, including two trips to the Super Bowl (XLIII and XLV). Tomlin has won at least five home games in each of his first 14 years, including seven out of eight regular season home wins in 2020.

Tomlin has sent a total of 66 selections to the NFL's annual Pro Bowl, including the five players who received Pro Bowl honors for the 2020 season. Additionally, Tomlin was appointed by Commissioner Roger Goodell to the NFL's Competition Committee in March 2013.

Tomlin is one of only eight coaches in League history to win a Super Bowl within his first two seasons as an NFL head coach. He is the only head coach in Steelers history to lead the team to two Super Bowls in his first four seasons at the helm, including an appearance against the Green Bay Packers in Super Bowl XLV. He is one of only two Steelers head coaches to win three division titles in his first four seasons.

Tomlin has led Pittsburgh to a 145-78-1 record in the regular season since becoming the team's head coach in 2007 - the second-best record in the NFL during that time span. His 145-78-1 regular-season record (.650) is the best start in franchise history.

In 2020, Tomlin became one of just two head coaches in NFL history to begin a head coaching tenure with at least 14 consecutive non-losing seasons - joining Marty Schottenheimer (14, 1984-97). The Steelers began the season with an 11-0 win-streak, which culminated in a 12-4 regular-season record and Tomlin's ninth AFC North title. The 11-game winning streak (9/14/20-12/2/20) tied the longest regular season winning streak in franchise history. Over the past six seasons (2013-20), Tomlin has led the team to a 26-13 record in the month of December/January.

The Steelers offense dramatically improved in 2020, scoring at least 24 points in 11 regular season games after hitting the mark just five times in 2019. However, it was Pittsburgh's defense that once again showed its teeth, either topping or sharing the league lead in 20 different defensive categories including tackles for loss (103), sacks (56.0), interceptions (18), passes defended (84), quarterback pressures (198), defensive completion percentage (56.7%) and opposing QB rating (76.7). The unit also finished second in takeaways (27) and third in scoring defense (19.5).

Finishing the regular season as the AFC's No. 3 seed, Pittsburgh produced five Pro Bowlers - offensive linemen Maurkice Pouncey and David DeCastro and defenders Minkah Fitzpatrick, Cameron Heyward and T.J. Watt - marking the fourth consecutive season in which at least five Steelers were named to the Pro Bowl.

Pittsburgh was beset with injuries in 2019. The Steelers lost quarterback Ben Roethlisberger with a season-ending elbow injury in Week 2. Running back James Conner missed six games, wide receiver Juju Smith-Schuster missed four games, and was sidelined for the majority of two others, and defensive end Stephon Tuitt missed the final 10 games of the season. Even backups - quarterback Mason Rudolph and running back Jaylen Samuels missed multiple games. Starting center Maurkice Pouncey missed three games. Starting left guard Ramon Foster and starting tight end Vance McDonald were both sidelined two games for concussions. Undrafted rookie free-agent Devlin Hodges was forced to play in eight games (six starts), and, despite an 0-3 start, Tomlin still led Pittsburgh to a record of 8-8.

Despite injuries, Pittsburgh's defense led or tied for the League-lead in sacks (54.0), quarterback hits (117), takeaways (36), fumble recoveries (17) and rush TDs allowed (7). The Steelers also ranked among the NFL's top-five in interceptions (2nd, 20), interception rate (2nd, 3.89%), passing defense (3rd, 194.6), yards per play allowed (3rd, 4.74), passes defended (3rd, 83), yards per rush allowed (3rd, 3.79), forced fumbles (t-3rd, 19), tackles for loss (t-3rd, 90), opposing passer rating (4th, 80.7), pass yards per attempt allowed (4th, 6.06), total defense (5th, 304.1), scoring defense (t-5th, 18.9) and offensive TDs allowed (5th, 30).

During the 2019 season, Tomlin reached 125 career wins in the fewest games (192) in team history, tying him with Bud Grant for the fifth-fewest games by an NFL head coach to secure 125 regular season wins. He was the third head coach in NFL history with 133 or more regular season wins in their first 13 seasons as a head coach, joining Tony Dungy: 139 and Shula: 138.

Tomlin led the Steelers to a record of 9-6-1 in 2018. With a Week 5 win against Atlanta, he and quarterback Ben Roethlisberger broke a tie with Chuck Noll and Terry Bradshaw for the most wins by a head coach-quarterback tandem in franchise history. The duo's 127 regular-season wins (2007-20) are now third-most by a head coach-quarterback pairing in NFL history, trailing only the tandems of Sean Payton/Drew Brees and Bill Belichick/Tom Brady.

Roethlisberger set single-season franchise records for touchdown passes (34), pass completions (452) and passing yards (5,129) in 2018, while leading all NFL players in pass completions and passing yardage. Wide receiver Antonio Brown led the NFL with a single-season franchise record 15 TD catches. Brown and second-year wide receiver Juju Smith-Schuster also made history, becoming the sixth wide receiver duo in NFL history and first in Steelers history to record 100 receptions and 1,000 yards apiece in a single season. Smith-Schuster was voted Team MVP for his breakout year.

With Tomlin at the helm, six Steelers were named to the Pro Bowl for their 2018 performances — the third consecutive season with at least five selections. Brown, running back James Conner, defensive tackle Cameron Heyward and offensive linemen DeCastro, Maurkice Pouncey and Villanueva all received Pro Bowl accolades.

In 2017, Tomlin led the Steelers to a 13-3 record, including a 6-0 record against the AFC North, securing his sixth division title and a No. 2 seed in the AFC for the postseason. The team's 13 wins marked the most wins in a single season in the Tomlin era.

Under Tomlin's guidance, Roethlisberger became the eighth quarterback in NFL history to reach 50,000 passing yards, finishing the 2017 season with a career total of 51,065. Brown was voted team MVP for his outstanding performance and became the first Steeler to earn the honor four times (2011, '13, '15 and '17). Brown led the league with 1,533 receiving yards and set an NFL record for the most receptions (582) and receiving yards (7,848) by a player in any five-year span in League history. For the second straight season, running back Le'Veon Bell led the AFC in scrimmage yards per game (129.7) and surpassed his own Steelers single-season record for receptions by a running back with 85. Defensively, the team led the NFL and set a Steelers single-season record with 56 sacks in 2017.

For their efforts, Roethlisberger, Brown and Bell were named to the Pro Bowl along with kicker Chris Boswell, linebacker Ryan Shazier, and offensive linemen DeCastro, Maurkice Pouncey and Villanueva. Brown, Bell and DeCastro were also named AP All-Pro, along with Heyward. Heyward and fullback Roosevelt Nix were also added to the Pro Bowl roster prior to the game.

The Steelers finished with an 11-5 record in 2016, and won each of the team's final seven regular-season games, to secure the AFC North title and No. 3 seed in the AFC for the postseason. It marked the fifth time Tomlin led the Steelers to at least 11 wins in the regular season. Pittsburgh won its first two postseason games, vs. Miami in an AFC Wild Card game and at Kansas City in an AFC Divisional Playoff, before falling to the New England Patriots in the AFC Championship Game.

Bell was voted the Steelers' MVP for his 2016 efforts. He led the NFL in scrimmage yards per game (157.0), and he became the fastest player in NFL history to reach 3,000 rushing yards and 1,500 receiving yards in his career (38 games). In the Steelers' Week 14 victory at Buffalo in 2016, Bell set the single-game team record with 236 rushing yards and tied the single-game team mark with three rushing TDs.

Roethlisberger and Brown continued to etch their names in NFL history. Roethlisberger finished the season with the ninth-most passing TDs in NFL history (301) and the 10th-most passing yards in NFL history (46,814). Brown set numerous NFL records, including one for the most receptions in a player's first 100 career regular-season games (622) and one for the most receptions in NFL history by a player in any four-year span (481).

Tomlin also reached his 100th career win in 2016 and did so in the fewest games (157) in team history. He became the eighth head coach in NFL history to reach 100 regular-season wins in their first 10 seasons.

Despite significant injuries to multiple starters during the 2015 season, the Steelers finished with a 10-6 record (2nd in the AFC North) and advanced to the Divisional Round of the playoffs. The Steelers finished third in the NFL in total offense (1st in the AFC), while the defense posted 48 sacks under first-year defensive coordinator Keith Butler. The 48 sacks were the third most in the NFL in 2015.

In 2014, Tomlin orchestrated one of the top offensive outputs in team history. The Steelers broke numerous offensive records, including points scored (436), total yards (6,577), passing yards per game (301.6) and total first downs (379). On an individual basis in 2014, Tomlin guided Roethlisberger, Brown and Bell — who all made the Pro Bowl — to record-setting years.

Arguably one of his best coaching performances may have come in the second half of the 2013 season. Despite an 0-4 and 2-6 start to the season, the Steelers finished the regular season surging to a 6-2 second-half record, falling just short of the playoffs.

In 2012, Tomlin led the Steelers to a 27-10 victory over the New York Jets in the home opener, becoming the first coach in team history to win his first six home games. The Steelers finished the season with the top-ranked overall defense (275.8 yards/game) and finished first in passing defense (185.2 yards/game).

In 2011, Tomlin led the Steelers to a 12-4 record, marking the second straight season the team posted 12 wins, which was only the second time in team history it had been achieved. The Steelers finished the season with the top-ranked total defense (271.8 ypg) and scoring defense (14.2 ppg). Pittsburgh posted a 7-1 record at home in 2011, for the second time in Tomlin's career (2007). He also had five players (Roethlisberger, Mike Wallace, Pouncey, Troy Polamalu and Brown) selected to the Pro Bowl following the season.

Tomlin's seven road wins during the 2010 regular season tied a Steelers record previously set in 1978 and 2004. The Steelers finished second in total defense under Tomlin's guidance in 2010, allowing only 276.8 yards per game. Pittsburgh led the NFL and set a team record in rushing defense, yielding only 62.8 yards per game (1,004 yards), the third-best total in NFL history dating back to 1970. The Steelers also established an NFL record in 2010 by not allowing an opponent to rush for more than 75 yards in any of their first eight games during the regular season.

In all, the Steelers' defense led the NFL in 2010 in rushing yards allowed (62.8 yds./game), points allowed (232), touchdowns allowed (22), quarterback sacks (48), rushing average (3.0), yards per play (4.5) and yards allowed on first down (4.08). It finished second in the league in passing average (6.31), turnover advantage (+14) and red-zone efficiency (40.0, tied).

Under Tomlin, the Steelers broke new ground on offense in 2009. Pittsburgh's offense ranked seventh in the NFL (ninth passing, 19th rushing) but became the first unit in team history to boast a 4,000-yard passer (Roethlisberger), two 1,000-yard receivers (Hines Ward, Santonio Holmes) and a 1,000-yard rusher (Rashard Mendenhall) in the same season. Pittsburgh's defense ranked fifth in the NFL (third vs. run, 16th vs. pass) while leading the AFC and finishing one shy of the NFL lead with 47 quarterback sacks.

The Steelers continued to be dominant at Heinz Field under Tomlin in 2009. Pittsburgh finished with a 6-2 home record after finishing 7-1 (2007) and 6-2 (2008) at home during Tomlin's first two seasons.

Tomlin finished the 2008 season with a 12-4 record and his second consecutive AFC North Division title, becoming the only Steelers head coach to win division crowns in each of his first two seasons. He also set a record with 22 regular-season wins in his first two years at the helm and is the only Steelers head coach to win at least 10 games in each of his first two seasons. Tomlin's .688 winning percentage (22-10) after two years is the best in Steelers history.

The Steelers' defense was dominant under Tomlin's guidance in 2008, leading the NFL in total defense (237.2), pass defense (156.9), points per game (13.9), total yards per play (3.9), rushing yards per attempt (3.3), passing yards per attempt (4.7) and third-down efficiency (31.4), while finishing second in rush defense (80.3).

Tomlin led the Steelers to a 10-6 record in 2007 and became just the second coach in team history to post a winning record, win a division title and earn a playoff berth in his inaugural season. Tomlin began his head coaching career by becoming only the second Steelers head coach to win his first three games. During 2007, the Steelers became just the fifth team in NFL history to win their first four home games by at least 20 points.

Tomlin guided the Steelers to the NFL's top-ranked defense in 2007, yielding only 266.4 yards per game. The Steelers' defense ranked third in the NFL against both the run (89.9 avg.) and the pass (176.5 avg.), and finished third in the league in total yards allowed per play (4.6). Pittsburgh's defense led the NFL in passing yards per play (5.7) and first downs allowed per game (15.6), and finished second in the league in points allowed per game (16.8).

The Steelers' offense finished third in the NFL in rushing (135.5 avg.) during Tomlin's first season, sparked by Willie Parker, who led the league in rushing before injuring his leg in Week 16. Roethlisberger enjoyed a record-setting season during Tomlin's first year, establishing new team records for TD passes (32) and passer rating (104.1) while earning his first career Pro Bowl appearance.

Tomlin was the NFL's second-youngest head coach in 2007, and he became only the second Steelers coach in team history to win at least 10 games during his first year at the helm. The Steelers posted a 7-1 record at home in 2007 and were 5-1 in the AFC North (3-0 at home).

Tomlin spent the 2006 season as the Minnesota Vikings' defensive coordinator. That season, the Vikings ranked eighth in the NFL in total defense and first against the run while not allowing a 100-yard rusher the entire season.

Tomlin was the defensive backs coach with the Tampa Bay Buccaneers from 2001-05. In 2002, Tomlin guided one of the most productive defensive backfields in the NFL, culminating with its performance in Super Bowl XXXVII. The secondary recorded four of the team's five interceptions, returning two for touchdowns, to help Tampa Bay capture the franchise's first Super Bowl title.

Before joining Tampa Bay's staff, Tomlin served two seasons as the defensive backs coach at the University of Cincinnati (1999-00). He took over a secondary that ranked 111th in the nation in pass defense in 1998 and helped them improve to 61st overall in his first season. Under Tomlin's direction in 2000, the Bearcats ranked eighth in the nation in interceptions as well as fourth nationally in total turnovers.

Prior to joining the Cincinnati staff, Tomlin had a short stint on the coaching staff at Tennessee-Martin and then spent two seasons at Arkansas State, coaching wide receivers in 1997 before switching to defensive backs in 1998.

Tomlin spent the 1996 season as a graduate assistant at the University of Memphis, where he worked with the Tiger defensive backs and special teams units. He began his coaching career in 1995 as wide receivers coach at Virginia Military Institute.

Tomlin was a three-year starter at wide receiver at William & Mary (1990-94) and finished his career with 101 receptions for 2,054 yards and 20 TD catches. A first-team All-Yankee Conference selection in 1994, he established a school record with a 20.2 yards-per-catch average.

Tomlin is very active in the community and was recognized, along with his wife Kiya, in February 2013, by the Chuck Cooper Foundation with the Career Achievement in Leadership Diversity and Community Service Award. Tomlin also participates in the annual ManUp Pittsburgh conference which encourages local men to be better fathers and role models.

TOMLIN'S FOOTBALL CAREER

2007-21	Pittsburgh Steelers	Head Coach
2006	Minnesota Vikings	Defensive Coordinator
2001-2005	Tampa Bay Buccaneers	Defensive Backs
1999-2000	University of Cincinnati	Defensive Backs
1998	Arkansas State University	Defensive Backs
1997		Wide Receivers
1996	University of Memphis	Graduate Assistant
1995	Virginia Military Institute	Wide Receivers



JOHN MITCHELL

Assistant Head Coach

YEARS WITH STEELERS: 28

NFL EXPERIENCE: 31



John Mitchell, the longest-tenured member of the Steelers' coaching staff, will enter his 28th season with the franchise in 2021 having served as the team's defensive line coach from 1994-2006, before being named assistant head coach/defensive line (2007-17). He was promoted to assistant head coach in 2018.

As assistant head coach, Mitchell oversees staff development among the coaching staff, works with current and former players in career development, and assists Head Coach Mike Tomlin in community-related events.

Mitchell joined the Steelers' coaching staff on January 31, 1994, and holds 49 seasons of coaching, including 15 years at the college level and two in the United States Football League.

Over Mitchell's 24-year tenure as Pittsburgh's defensive line coach, the Steelers' defensive front helped the team lead the NFL in rush defense five times and finish in the top-10 in the League a total of 18 times. The team only allowed one 100-yard rusher for a stretch of 50 straight regular-season games from 2007-10, and in 2010, the defense allowed only 62.8 rushing yards per game. That figure is a team record and is the third-lowest average in a single season out of any NFL team since the 1970 NFL merger.

In 2017, defensive team captain and defensive end Cameron Heyward led the Steelers' defense and tied for third among AFC defensive linemen with a single-season career-best 12.0 sacks and was named AFC Defensive Player of the Week twice. Heyward was named to the 2018 Pro Bowl and received Associated Press All-Pro First-Team honors.

The defensive line—Heyward, Tyson Alualu, Javon Hargrave, Stephon Tuitt and L.T. Walton—combined for 23.0 of the Steelers' single-season franchise record and NFL-leading 56.0 sacks in 2017.

During the 2016 season, Mitchell's defensive line suffered a huge loss when Heyward suffered a pectoral injury Week 10 vs. Dallas and was lost for the remainder of the season. Heyward had led the team or tied for the team lead in sacks the previous two seasons (2014-15).

In Heyward's absence, Tuitt and rookie Hargrave stepped up in a big way. Tuitt recorded 4.0 sacks in the team's final six regular-season games. Including the post-season, Hargrave totaled 3.0 sacks and one fumble recovery, which he recovered in the end zone for a touchdown Week 11 at Cleveland.

In 2015, the Steelers finished fifth in the League in rush defense, allowing 92.1 yards per game to opponents. Pittsburgh also tied for the second-fewest rushing first downs allowed (71) in the NFL and yielded six rushing TDs, the second fewest in the NFL on the season.

Heyward led the team in sacks for the second consecutive season, marking the first time since 2003-04 that a defensive lineman led the team or tied for the team lead in sacks two-straight seasons. Tuitt finished second on the team with a career-high 6.5 sacks in 2015.

Heyward and Tuitt finishing first and second on the team in sacks marked the first time in team history since 1990 that two Steelers' defensive linemen finished first and second on the team in sacks.

Heyward set a career-high with 7.5 sacks in 2014, tying for the team lead, as he became the first defensive lineman since 2004 (Aaron Smith) to lead or tie for the team lead in sacks in a single season. He also led the team with 21 quarterback pressures.

The Steelers' defensive line guided the group to tops in the NFL in total defense and second in rush defense, giving up 90.6 rushing yards per game in 2012. Defensive end Brett Keisel led the team with a career-high 40 quarterback pressures. He also led the line with 58 tackles and had the second-most sacks (4.5) in a single season in his career.

In 2011, the Steelers defense continued to dominate opposing offenses, only giving up 4.5 yards per play, 271.8 yards per game and 14.2 points per game, ranking first in the NFL in all three categories. Pittsburgh put on a defensive showcase in 2010 by leading the NFL in at least eight categories, including total sacks (48) and fewest points allowed (232). They became the first team in NFL history to hold their opponents to 75 or fewer rushing yards in each of their first eight games.

In 2009, Pittsburgh's defense ranked fifth in the NFL while leading the AFC and finishing one shy of the NFL lead with 47.0 sacks. Mitchell was instrumental in the development of five-time Pro Bowler Casey Hampton, who became the first Steelers defensive lineman to be named Steelers MVP or Co-MVP since Hall of Famer Joe Greene in 1970. Strong play by Mitchell's line was a huge reason why the Steelers finished the 2008 regular season second overall in the NFL against the run.

Mitchell was hired to the Pittsburgh Steelers coaching staff following three seasons as the defensive line coach for the Cleveland Browns. Mitchell joined the NFL ranks in 1991 with the Browns, where he tutored two Pro Bowl defensive tackles, Michael Dean Perry and Rob Burnett.

In 1983, after 10 years of coaching college ball, Mitchell made his first move to the professional level. From 1983-85 he served as the defensive line coach for the USFL's Birmingham Stallions. He returned to the college ranks in 1986 as the defensive ends coach at Temple University. Mitchell was then hired by Louisiana State University in 1987. He spent four years at LSU, coaching linebackers (1987-90). In 1990, Mitchell also served as LSU's defensive coordinator, becoming the first African-American defensive coordinator in SEC history. He spent four years at LSU, coaching linebackers (1987-90).

Mitchell's early years in coaching were spent studying under two of college football's greatest coaches, as he was the defensive line coach under Paul "Bear" Bryant at Alabama (1973-76) and Lou Holtz at Arkansas (1977-82).

A starter at defensive end for Alabama, Mitchell was the first African-American to play for the University of Alabama along with teammate Wilbur Jackson. He started all 24 games in his two seasons at Alabama, during which time the team compiled a 21-3 record, won two Southeastern Conference championships, and earned All-SEC honors twice and All-American honors in his final season. Mitchell earned a bachelor's degree in social work in 1972, and in 2009 he was elected into the Alabama Sports Hall of Fame.

Mitchell transferred to the University of Alabama from Eastern Arizona Junior College where he played on both the offensive and defensive lines from 1969-1970 and was twice-named a Junior College All-American.

Born in Mobile, Ala., Mitchell and his wife, Joyce, live in Pittsburgh.

MITCHELL'S FOOTBALL CAREER

2018-2020	Pittsburgh Steelers	Assistant Head Coach
2007-2017		Assistant Head Coach/Defensive Line
1994-2006		Defensive Line
1991-1993	Cleveland Browns	Defensive Line
1990	Louisiana State University	Defensive Coordinator/Linebackers
1987-1989		Linebackers
1986	Temple	Defensive Ends
1983-1985	Birmingham Stallions (USFL)	Defensive Line
1977-1982	University of Arkansas	Defensive Line
1973-1976	University of Alabama	Defensive Line



KEITH BUTLER
Defensive Coordinator

YEARS WITH STEELERS: 19

NFL EXPERIENCE: 23

Keith Butler is in his seventh season as the team's defensive coordinator, after being promoted to the position on January 13, 2015.

Butler had previously served as the team's linebackers coach for 12 seasons (2003-14). He was originally hired by the Steelers on January 28, 2003, after serving the prior four seasons (1999-2002) as the linebackers' coach of the Cleveland Browns.

Butler and Tomlin previously worked together at Memphis in 1996, when Butler coached the linebackers, defensive ends and special teams units, and Tomlin served as the Tigers' defensive backs coach.

Since Butler arrived in Pittsburgh in 2003, he has been instrumental in the development of Steelers' linebackers. He was honored in 2008 when he was named NFL Linebacker Coach of the Year by *Pro Football Weekly*.

Under Butler's tutelage, Pittsburgh ranked in the top five in the NFL in 46 defensive categories in 2020. The Steelers either led or shared the NFL lead in 20 different defensive categories, including tackles for loss (103), quarterback hit percentage on pass plays (22.4%), quarterback pressures (198), sacks/game (3.50), sacks (56.0), yards lost by sack (384.0), quarterback hits (136), quarterback hits/game (8.5), fewest completions allowed (298), interceptions/game (1.13), interceptions (18), opposing QB rating (76.7), quarterback hurries (81), and passes defended (84).

Pittsburgh has registered at least one sack in 73 consecutive regular-season games, which is the longest streak in NFL history. The previous NFL record for consecutive games with at least 1.0 sack was 69 games by Tampa Bay (Oct. 10, 1999 to Nov. 9, 2003). The Steelers' league-leading 56 sacks in 2020 means that Pittsburgh has now led the NFL in sacks in four straight seasons, becoming the first team in NFL history to do so.

Defenders Minkah Fitzpatrick, Cameron Heyward and T.J. Watt were each named to the Pro Bowl and received All-Pro notoriety for their 2020 performances.

Butler guided a Steelers defense that ranked as one of the NFL's best in 2019. Pittsburgh led or tied for the League-lead in sacks (54.0), quarterback hits (117), takeaways (36), fumble recoveries (17) and rush TDs allowed (7). The Steelers also ranked among the NFL's top-five in interceptions (2nd, 20), interception rate (2nd, 3.89%), pass defense (3rd, 194.6), yards per play allowed (3rd, 4.74), passes defended (3rd, 83), yards per rush allowed (3rd, 3.79), forced fumbles (t-3rd, 19), tackles for loss (t-3rd, 90), opposing passer rating (4th, 80.7), pass yards per attempt allowed (4th, 6.06), total defense (5th, 304.1), scoring defense (t-5th, 18.9) and offensive TDs allowed (5th, 30). The Steelers also limited 11 opponents below 200 yards passing, which led the League.

Pittsburgh had three different players record at least 9.0 sacks in 2019 (T.J. Watt with 14.5, Bud Dupree with 11.5 and Cam Heyward with 9.0). The Steelers were the only team in the NFL with three players that recorded at least 9.0 sacks. Pittsburgh registered an NFL-best 54.0 sacks in 2019. The 54.0 sacks were the most for the Steelers in a season since 2017 — when Pittsburgh recorded 56.0.

Heyward, Watt and Fitzpatrick were all named first-team Associated Press All-Pro. Heyward was an All-Pro for the second time, while Fitzpatrick and Watt were first-time selections.

For the second consecutive year, Pittsburgh led the NFL for the most sacks during the 2018 season, with 52.0, tying with Kansas City. Along with the team's single-season franchise record of 56.0 sacks in 2017, it marked the second time in team history Pittsburgh recorded at least 50.0 sacks in back-to-back years (2001-02). The Steelers' defense limited opposing offenses to 327.2 yards per game and 96.1 rushing yards per game in 2018 — the sixth-fewest in each category during the season.

Five Steelers tallied at least 5.0 sacks in 2018, led by Watt's 13.0 quarterback takedowns. Heyward earned his first Pro Bowl selection following the 2018 season, recording 8.0 quarterback sacks.

The Steelers set a single-season franchise record and led the NFL with 56.0 sacks during Butler's third season as defensive coordinator in 2017, surpassing the team's previous mark of 55.0 set in 1994 and matched in 2001. Pittsburgh's defense held opponents to 306.9 yards per game in 2017 — the third-fewest yards allowed — and to 20 points or less in 10 games — tied as the third-most such games — in 2017.

Four of Pittsburgh's defenders recorded at least 5.0 sacks in 2017, including Heyward who produced a career and team-best of 12.0 — the most by a Steeler in a single-season since 2010 — and Watt who led all rookie linebackers with 7.0 sacks. Ryan Shazier earned his first Pro Bowl selection in 2017. He was tied for the most interceptions among AFC linebackers (3) and tied for second among all AFC defensive players in solo tackles (68) through the first 12 weeks of the season before suffering a season-ending injury.

Pittsburgh won its final seven games of 2016, thanks in large part to its defense. In the final seven weeks of the season, the Steelers defense recorded 25.0 sacks, which led the league during that span. Also during those final seven weeks, Pittsburgh's defense ranked in the top five in numerous categories, including fewest net yards allowed per game (293.6), fewest net passing yards allowed per game (197.0), and fewest points allowed per game (17.3).

In Butler's second season as defensive coordinator in 2016, three rookies, Artie Burns, Sean Davis and Javon Hargrave, all earned starting roles. It marked the first time in team history since 1971 that three defensive rookies all earned starting roles in a single season. Davis earned the Joe Greene Great Performance Award, given annually to the Steelers' top rookie.

In his first season as the Steelers' defensive coordinator in 2015, Pittsburgh's defense tied for the League lead with seven red zone takeaways. The Steelers' defense also finished in the top-10 in the league in numerous categories, including second in fewest rushing TDs allowed (6), third in sacks (48.0), fifth in fewest rushing yards allowed per game (91.2) and sixth in interceptions (17). Pittsburgh's 48.0 sacks and 17 interceptions were both the most the team registered in a single-season since 2010.

In Butler's final season coaching linebackers in 2014, the group was led by Lawrence Timmons, who was selected to his first Pro Bowl. Timmons led the Steelers with 132 tackles, which was good for second-most in the AFC.

Butler also was reunited with James Harrison in 2014. Harrison was signed early in the season due to a number of injuries to the linebacker group. During the 2016 season, Harrison became the Steelers' all-time leader in sacks.

In 2013, linebackers Timmons and Jason Worilds led a unit that lost two veterans, Larry Foote and LaMarr Woodley, to season-ending injuries early in the year. Timmons led the team with a career-high 155 tackles. Worilds led the team with a career-high 8.0 sacks.

Butler's linebackers helped Pittsburgh's defense secure the NFL's number-one ranking in 2012. Five different linebackers each recorded 4.0 or more sacks in 2012 for the first time in team history, since sacks became an official statistic in 1982. Timmons had a memorable 2012 campaign, as he became the first Steeler to lead the team or tie for the team high in tackles, interceptions and sacks since Joey Porter in 2002.

Butler's guidance helped Harrison become one of the league's most elite performers. Harrison, the 2008 NFL Defensive Player of the Year, earned two straight team MVP awards (2007-08), recorded the longest interception return in Super Bowl history (100 yards for a touchdown in Super Bowl XLIII), and he earned five straight Pro Bowl Selections (2007-11). Harrison still holds the team record for sacks in a season, a career-high 16.0 in 2008.

Butler's coaching also guided Woodley, who owns an NFL record for posting 2.0 sacks in each of his first four postseason games. Besides Harrison, Woodley is the only player in team history to record at least 10.0 sacks in three straight seasons (2008-10). The two teamed up to produce the most sacks in a single-season by a duo (27.5) in 2008.

Prior to joining the Browns' staff, Butler spent nine years coaching in the college ranks, beginning at his alma mater, Memphis, where he coached linebackers from 1990-97, and also coached defensive ends and special teams (1995-97). He then served as defensive coordinator and linebackers coach at Arkansas State in 1998.

Butler was selected by the Seattle Seahawks in the second round of the 1978 NFL Draft and played linebacker for 10 seasons (1978-87), all with Seattle. He started 132-of-146 games in his career, and still ranks second on the club's all-time tackles list with 813.

A three-year starter at inside linebacker for Memphis, Butler led the team in tackles his junior and senior seasons. He finished his collegiate career with 384 tackles and seven interceptions. He was named a 1977 Associated Press All-American and played in the 1977 Senior Bowl and Blue-Gray All-Star Game.

Butler was born in Anniston, Ala. He and his wife Janet have three sons, Blake, Brandon and Brett.

BUTLER'S FOOTBALL CAREER

2015-2020	Pittsburgh Steelers	Defensive Coordinator
2003-2014		Linebackers
1999-2002	Cleveland Browns	Linebackers
1998	Arkansas State University	Defensive Coordinator/Linebackers
1995-1997	University of Memphis	Linebackers/Defensive Ends/Special Teams
1990-1994		Linebackers



MATT CANADA

Offensive Coordinator

YEARS WITH STEELERS: 2

NFL EXPERIENCE: 2

Matt Canada is entering his first season as the Steelers' offensive coordinator after being promoted to the position on January 25, 2021. He was hired by the Steelers as the quarterbacks coach on January 15, 2020 and spent one year in the role.

In 2020, under Canada's guidance, Ben Roethlisberger completed 65.6 percent of his passes (399 of 608) for 3,803 yards and 33 TD passes in 15 games. Roethlisberger ranked third in the NFL in both attempts and completions and ranked tied for seventh in the League in TDs. His 33 TD passes were the second-most he's completed in a single season in his 17-year career.

Canada owns nearly two decades of experience as both a highly successful quarterbacks' coach and offensive coordinator. Prior to his time with the Steelers, Canada's units set offensive school records at Indiana, Northern Illinois, Wisconsin, and Pittsburgh, and as the interim head coach at the University of Maryland in 2018.

Canada served as the offensive coordinator and quarterbacks' coach at LSU in 2017. Tigers' quarterback Danny Etling threw 16 TDs and only 2 interceptions, while LSU finished the season No. 1 nationally in fewest turnovers. The Tigers won six of seven SEC games down the stretch and earned a trip to the Citrus Bowl.

Among the quarterbacks developed by Canada are former NC State quarterback, New England Patriots third-round NFL Draft pick and current Indianapolis Colts signal caller Jacoby Brissett, who threw for 43 TDs and just 11 interceptions over a two-year period under Canada. Canada also mentored first-team All-MAC quarterback Chandler Harnish (Northern Illinois), two-time honorable mention All-Big Ten quarterback Ben Chappell (Indiana), second-team All-Big Ten quarterback Kellen Lewis (Indiana) and fifth-round NFL Draft pick Nathan Peterman (Pitt), who threw for 27 TDs and 7 interceptions in a season when the Panthers broke a number of school records on offense.

In Canada's one season with the Panthers (2016), Pitt averaged a school-record 42 points per game, which ranked No. 10 in the nation. The Panthers led the nation in red-zone TD percentage (82%) and scored at least 28 points in all 12 regular-season games, including a 43-42 victory at eventual national champion Clemson. Pitt allowed just 9 sacks in the regular season, which was the fewest of any Power 5 program. Running back James Conner rushed for over 1,000 yards, scored 16 TDs, and earned first-team All-ACC honors. The Panthers finished the regular season 8-4 and earned a trip to the Pinstripe Bowl.


At NC State (2013-15), under Canada, the Wolfpack finished third in the ACC in scoring offense in 2015 and scored the most points (41) in the regular season against College Football Playoff finalist Clemson.

Canada served a critical role in leading Wisconsin to a Big Ten Championship and Rose Bowl berth in 2012. The Badgers routed Nebraska, 70-31, in the conference title game. Wisconsin finished No. 12 nationally in rushing offense and Montee Ball won the Doak Walker Award as the nation's top running back. Ball also earned first-team AP All-American honors.

Prior to joining the Wisconsin staff, Canada led offenses at both Northern Illinois (2003, 2011) and Indiana (2007-10). In 2011, the Huskies won the MAC championship and finished in the top 12 nationally in scoring offense, total offense and rushing offense. Canada guided an Indiana offense that scored a school-record 412 points in 2007.

CANADA'S FOOTBALL CAREER

2021	Pittsburgh Steelers	Offensive Coordinator
2020		Quarterbacks
2018	Maryland	Interim Head Coach/Offensive Coordinator/Quarterbacks
2017	Louisiana State University	Offensive Coordinator/Quarterbacks
2016	University of Pittsburgh	Offensive Coordinator/Quarterbacks
2013-2015	North Carolina State	Offensive Coordinator/Quarterbacks
2012	Wisconsin	Offensive Coordinator/Quarterbacks
2011	Northern Illinois	Offensive Coordinator/Quarterbacks
2007-2010	Indiana	Offensive Coordinator/Quarterbacks
2005-2006		Passing Game Coordinator/Quarterbacks
2004		Quarterbacks
2003	Northern Illinois	Offensive Coordinator/Quarterbacks
2001-2002		Quarterbacks
1998-00		Running Backs
1997	Butler	Offensive Coordinator
1996		Quarterbacks/Wide Receivers
1994-95	Indiana	Graduate Assistant



DANNY SMITH

Special Teams Coordinator

YEARS WITH STEELERS: 9

NFL EXPERIENCE: 27

Danny Smith is in his ninth season with the Steelers as the special teams coordinator. Smith was hired on January 31, 2013.

Since joining the Steelers in 2015, kicker Chris Boswell is 146-of-166 overall on field goal attempts (88.0%), including 50-of-62 (80.7%) between 40-49 yards. He ranks third in field goal percentage (88.0%) among all NFL kickers with at least 160 field goal attempts since 2015. Boswell's 88.0 field goal percent ranks first in Steelers history among kickers with at least 30 field goal attempts, surpassing Shaun Suisham (2010-14: 124-141 for 87.9%).

Under the guidance of Smith, Boswell made 19 field goals on 20 attempts (95.0%) in 2020, the best field goal percentage of his career in a single season. From 2019-2020, Boswell connected on 25-straight field goal attempts, which was the longest streak in the NFL when it ended in Week 11 of 2020 at Jacksonville.

Boswell made 29 of his 31 field goal attempts (93.5%) in 2019, including 29 of 30 from inside 54 yards and 10 of 12 from 40+ yards. He ranked tied for third in the NFL in field goals made, tied for fourth in field goals attempted and fourth in points (115). Among NFL kickers with at least 30 field goal attempts, Boswell ranked second in field goal percentage.

Boswell was the only kicker in 2019 that did not miss an extra-point attempt (28 of 28) and connected on at least 90% of his field goal attempts. He was the first NFL kicker to accomplish the feat since 2017 and fifth to do so since 2015, when the extra-point attempt was moved to the 15-yard line.

Wide receiver and punt returner Dontae Johnson excelled under Smith's tutelage in 2019. The rookie led the NFL in punt-return average (12.4). Johnson was the fifth player in franchise history to lead the League and first since the 1970 AFL-NFL merger. He returned a punt 85 yards for a TD at Arizona in Week 14, which was the longest punt return for a TD in franchise history. It was the first punt-return TD for the Steelers since December 6, 2015 (Antonio Brown vs. Indianapolis). Johnson was the first Pittsburgh rookie with a punt return for a TD since December 17, 2006 (Santonio Holmes vs. Carolina).

Boswell landed 13 successful field goals in 2018, following a 2017 season where he earned his first Pro Bowl selection after a record-setting campaign. Boswell established single-season franchise records for the most field goals made (35) and total points (142) during the 2017 season, in addition to setting a team record for the most field goals made from 50 yards or further in a season with four. His 35 field goals made and 142 points surpassed the previous milestones of Norm Johnson set in 1995 (34 and 141). Boswell converted four game-winning field goal attempts — kicks within one minute of regulation — during the 2017 regular season.

In 2016, Boswell tied the franchise's regular-season record for the most field goals made in a single game with 6 (12/18 at Cincinnati). Also in that contest, he set the franchise record for most field goals made from 40 yards or longer in a single game (5). Since 1960, his 5 made field goals from 40 yards or longer are tied for the most in a single game in NFL history (Mason Crosby, 11/22/15).

Boswell also set the NFL and Steelers' record for most field goals made in a single postseason game (6) at Kansas City in the AFC Divisional Playoff. At the end of the 2016 postseason, Boswell was a perfect 15-of-15 in his playoff career. He became the first player in NFL postseason history to convert each of his first 15 field goal attempts.

Though Boswell had never kicked in an NFL game prior to his 2015 Steelers' debut, he made 29 field goals and 26 PATs for a total of 113 points in just 12 games. He set rookie/first-year single-season team records in field goals made (29), points (113) and field goal percentage (90.6). Boswell's 29 made field goals tied for fifth on the team's single-season field goals made chart.

Prior to the 2015 regular season, the Steelers lost kicker Shaun Suisham for the season in the team's first preseason contest due to a knee injury. Pittsburgh then went through two other kickers (Garrett Hartley and Josh Scobee) before signing Boswell prior to the team's Week 5 game.

Through his first five years in the NFL and with the Steelers, punter Jordan Berry owns the team's single-season regular season record for highest net punting average (40.9, 2019). He ranks third in franchise history with a 44.2 punting average (min. 100 punts) and second in team annals with 131 punts inside the opponent 20-yard line.

Berry, who recorded a franchise record 40.9 net punting average, averaged a career-best 45.5 yards per punt in 2019.

In 2018, Berry tallied a 38.8 net punting average coming off a 2017 season in which he posted the second-best mark in team history with a 39.8 average.

In 2016, Berry set the team's single regular-season record for highest net punting average (40.2) and became the seventh Steeler in team history to land 50 punts inside the opponent's 20-yard line in their career.

During the 2015 season, Berry established a Steelers' single-season record (since 1976) for the highest percentage of punts downed inside the 20-yard line (47.5). That percentage also placed him third in the NFL.

In 2014, Smith got solid efforts from Suisham and punter Brad Wing. Suisham made 29-of-32 field goal attempts and all 45 of his PATs for a total of 132 points, good for fourth in the AFC. Wing averaged 43.7 yards per punt in his debut NFL season in 2014. His gross punting average was the fifth-highest total in team history for a rookie or first-year player in a single season.

In the Steelers' Week 17 showdown with the Cincinnati Bengals, the AFC North Championship was on the line. Smith's punt return units cleared the way for Antonio Brown to return a punt 71 yards for a TD. It marked the second straight season Brown returned a punt for a TD against Cincinnati.

In Smith's first season as the Steelers' special teams coordinator in 2013, Suisham had a career year, connecting on 30-of-32 field goals, which are a career high and are tied for the third-most field goals made in a single season in Steelers history. His 93.8 field goal percentage (minimum 15 attempts) also set a new single-season team record.

In addition to being selected to the Pro Bowl as a wide receiver in 2013, Brown was also selected as a return specialist. He recorded a 67-yard punt return for a TD in Week 15 versus Cincinnati, which was one of his five returns of 40 or more yards on the season.

Prior to joining Pittsburgh, Smith served as the Washington Football Team's special teams coordinator from 2004-2012. He helped establish Washington's special teams as one of the top coverage and return units in the NFL.

Prior to joining the Washington Football Team, Smith was the special teams coordinator for the Buffalo Bills (2001-03), coached tight ends for the Detroit Lions (1999-2000), and he split duties as the defensive backs and special teams coach for the Philadelphia Eagles (1995-98).

Smith spent eight years (1987-94) as an assistant coach for Georgia Tech, where he coached running backs, wide receivers and defensive backs. He was on the staff for the Yellow Jackets' 1990 team that was named co-NCAA National Champions.

Smith played defensive back for Edinboro State College from 1972-1976, and he was elected to the Edinboro University Athletics Hall of Fame in 2007.

His first collegiate coaching position came as a graduate assistant at his alma mater in 1976. Smith also was a defensive graduate assistant coach at Clemson University (1979), The College of William & Mary (1980-83) and The Citadel, the Military College of South Carolina (1984-86).

Born and raised in Pittsburgh, Smith attended Pittsburgh Central Catholic High School. He coached at Central Catholic (1977-78), helping tutor future Pro Football Hall of Fame quarterback Dan Marino. Smith is married to Elaine, of Ambridge, Pa. They have three children, Erin, Courtney and Jason.

SMITH'S FOOTBALL CAREER

2013-2020	Pittsburgh Steelers	Special Teams Coordinator
2004-2012	Washington Redskins	Special Teams Coordinator
2001-2003	Buffalo Bills	Special Teams Coordinator
1999-2000	Detroit Lions	Tight Ends
1995-1998	Philadelphia Eagles	Defensive Backs/Special Teams
1987-1994	Georgia Tech	Running Backs/Wide Receivers/Defensive Backs
1984-1986	The Citadel	Graduate Assistant
1980-1983	William & Mary	Graduate Assistant
1979	Clemson University	Graduate Assistant
1977-1978	Pittsburgh Central Catholic High School	Defensive Backs
1976	Edinboro State	Graduate Assistant



TERYL AUSTIN

Senior Defensive Assistant/Secondary

YEARS WITH STEELERS: 3

NFL EXPERIENCE: 18

Teryl Austin is entering his third season as the Steelers' senior defensive assistant/secondary and 18th year in the National Football League coaching ranks. He was hired on January 11, 2019.

Austin coached a group of defensive backs that helped Pittsburgh's defense rank as one of the NFL's best in 2020. The Steelers limited 11 opponents below a 60.0 completion percentage, which led all teams for the season. Pittsburgh's opponents averaged a 56.7 completion percentage and a 76.7 average quarterback ranking. Both marks not only led the NFL but were the lowest by a Pittsburgh defense since 2011. The Steelers also finished near the top of the League in interceptions (t-1st, 18), takeaways (2nd, 27), games with multiple takeaways (1st, 11) and passes defended (1st, 84).

Safety Minkah Fitzpatrick was named both a Pro-Bowler and AP All-Pro for the second season in a row. Fitzpatrick had 5 takeaways (4 interceptions and 1 fumble recovery), which ranked sixth in the NFL and tied with Steelers cornerback Mike Hilton (3 interceptions, 2 fumble recoveries).

In 2019, Pittsburgh limited 11 opponents below 200 yards passing, which led the League. The Steelers ranked top-five in the NFL in interceptions (2nd, 20), interception rate (2nd, 3.89%), pass defense (3rd, 194.6), yards per play allowed (3rd, 4.72), passes defended (3rd, 99), opposing passer rating (4th, 79.7), pass yards per attempt allowed (4th, 6.06), total defense (5th, 304.1) and scoring defense (5th, 18.9).

Minkah Fitzpatrick, who was named All-Pro, had 5 interceptions, 2 forced fumble and 3 fumble recoveries in 2019. His 8 total takeaways (interceptions and fumble recoveries) led the NFL. He recorded defensive TDs in back-to-back games, including a 96-yard interception return for a TD against the Colts (Nov. 3) and a 43-yard fumble return for TD against the Rams (Nov. 10).

Cornerback Joe Haden recorded 65 tackles, 17 passes defended, 5 interceptions, 3 tackles for loss, 1 forced fumble and 1 fumble recovery in 2019. Haden ranked tied for fourth in the NFL in passes defended, interceptions and total takeaways (5 interceptions, 1 fumble recovery).

Prior to his time in Pittsburgh, Austin served as defensive coordinator for the Detroit Lions (2014-17), before a one-year stint in the same role with the Cincinnati Bengals (2018).

As defensive coordinator for the Lions (2014-17), Austin's defensive units ranked in the Top-10 among all NFL teams in total yards per game allowed (340.3/10th), rushing yards per game allowed (100.3/8th) and the number of games in which opponents were held to 20 points or less (34/tied for 6th).

In 2017, the Lions finished third in the NFL with 32 takeaways, tied for second in fumble recoveries (13) and tied for fifth with a +10 turnover differential. In 2016, Austin's defensive squad helped the team advance to the playoffs as the unit tied for second in the NFL by holding opposing offenses to 21 points or less in 10 games. During the 2015 season, the Lions' defense registered 43 sacks to finish seventh in the NFL. In 2014, his first season as an NFL defensive coordinator, Austin coordinated one of the League's most dominant defenses, finishing second in total defense (300.9 yards per game) and third in scoring defense (17.6 points per game). The defense also finished first in the NFL in rush defense with an average of 69.3 yards allowed per game — the ninth-best opponent per-game rushing tally in NFL history.

Prior to his time with Detroit, Austin served as a defensive backs coach for a combined 10 years with three NFL teams: Seattle Seahawks (2003-06), Arizona Cardinals (2007-09) and Baltimore Ravens (2011-13). In each of his three stops as a position coach, Austin helped lead his team to Super Bowl appearances (Seattle in 2005 and Arizona in 2008), while securing a 2012 Championship with Baltimore.

From 2011-13, Austin served as the secondary coach of the Ravens, developing the secondary into an integral part of one of the NFL's most consistent defenses in recent years. In 2012, Austin's secondary helped advance the Ravens to its Super Bowl XLVII Championship run. In his first season with Baltimore, in 2011, the Ravens yielded a league-low 11 passing TDs and surrendered the third-fewest points per game (16.6), tying an NFL record by ranking in the top three in points allowed for the fourth consecutive campaign.

In 2010, Austin served at the helm of the University of Florida's defense, which recorded 22 interceptions — the fourth-most in the nation — returning four for TDs. The Gators' 538 interception return yards were the most in the nation. Austin's unit led the SEC in conference games, allowing just 310.8 yards per game, including 175.5 passing.

Three of Austin's defensive backs with the Arizona Cardinals earned Pro Bowl honors in 2009: CB Dominique Rodgers-Cromartie, S Antrel Rolle and S Adrian Wilson. Austin helped guide Rodgers-Cromartie, the team's first-round pick in 2008, to a team-best 4 interceptions in the regular season and 2 during the playoffs. In 2007, the Cardinals led the League with 6 interceptions returned for TDs and 551 interception return yards.

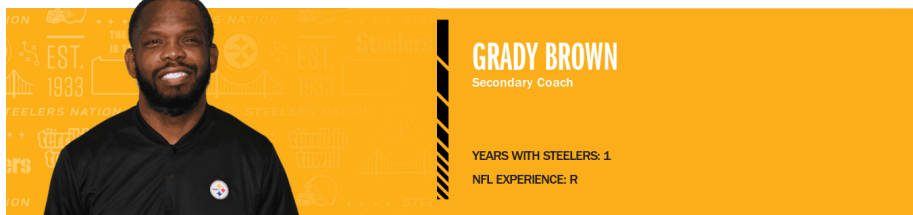
Austin played a key role in the development of the Seahawks' young secondary during his 2003-06 tenure in Seattle. Seattle's defense produced 67 interceptions over Austin's four-year span, tying for the 10th-most in the NFL from 2003-07.

Austin's college coaching career began as a graduate assistant at Penn State (1991-92). He held stints as the defensive backs coach at Wake Forest (1993-95), Syracuse (1996-98) and Michigan (1999-2002). Austin was a three-year starter and four-year letterman at safety for the University of Pittsburgh from 1983-87. He earned a bachelor's degree in communications from Pittsburgh in 1988. Austin played for the Montreal Machine of the World League of American Football in 1991, after attending training camps with the Washington Football Team and the Hamilton Tiger-Cats (CFL).

Austin, a native of Sharon, Pa., attended Sharon (Pa.) High School. He and his wife, April, have five children, including sons Tyler, Trey and Torin, and daughters Alexa and Alivia.

AUSTIN'S FOOTBALL CAREER

2019-2021	Pittsburgh Steelers	Senior Defensive Assistant/Secondary
2018	Cincinnati Bengals	Defensive Coordinator
2014-2017	Detroit Lions	Defensive Coordinator
2011-2013	Baltimore Ravens	Defensive Backs/Secondary
2010	University of Florida	Defensive Coordinator/Cornerbacks
2007-2009	Arizona Cardinals	Defensive Backs/Secondary
2003-2006	Seattle Seahawks	Defensive Backs/Secondary
1999-2002	University of Michigan	Defensive Assistant
1996-1998	Syracuse	Defensive Assistant
1993-1995	Wake Forest	Defensive Backs
1991-1992	Penn State	Graduate Assistant



GRADY BROWN
Secondary Coach

YEARS WITH STEELERS: 1
NFL EXPERIENCE: R

Grady Brown is in his first season as the team's secondary coach. He was hired on Feb. 16, 2021.

Brown previously served as either defensive coordinator or coached in the secondary at the University of Houston (2021), McNeese State (2020), Old Dominion (2019), Louisville (2018), Alabama State (2017), Birmingham Southern (2016), South Carolina (2012-15), Southern Miss (2010-11) and Alabama State (2002-07). He started his collegiate coaching career as the outside linebackers coach at Alabama A&M (2001).

Brown also held two National Football League minority coaching internships, first with Seattle in 2004 and then with Kansas City in 2007.

During his tenure at South Carolina, Brown helped guide units that finished in the top 25 nationally in both scoring and total defense. The Gamecocks surrendered just 315.5 yards/game, which ranked 11th in the country in total defense in 2012. South Carolina also ranked 13th in the nation in scoring defense that season when it allowed only 18.2 points/game. The Gamecocks improved in 2013 and ranked 12th nationally in scoring defense (20.3 points/game).

Brown's secondary ranked third in the Southeastern Conference and 12th in the nation in pass defense in 2013, allowing 196.2 passing yards/game. South Carolina finished second in the SEC and 13th in the nation in interceptions with 18.

Brown also tutored safety D.J. Swearinger, who was a second round NFL Draft pick in 2013 out of South Carolina and just completed his eighth season in the NFL.

Brown helped lead Southern Miss to a Conference USA Championship in 2011. His secondary ranked fourth nationally in interceptions, seventh in pass efficiency defense, 10th in passing yards allowed/attempt and set an NCAA single-season record with eight interceptions returned for touchdowns.

A native of Birmingham, Alabama, Brown played defensive back at Alabama A&M and graduated with a degree in mathematics in 1998.

BROWN'S FOOTBALL CAREER

2021	Pittsburgh Steelers	Secondary
2020	McNeese State	Defensive Coordinator
2019	Old Dominion	Co-Defensive Coordinator/Defensive Backs
2018	Louisville	Cornerbacks/Recruiting Coordinator
2017	Alabama State	Safeties
2016	Birmingham Southern	Defensive Coordinator
2012-15	South Carolina	Defensive Backs
2010-11	Southern Miss	Cornerbacks
2009	Louisiana State	Defensive Quality Control
2008	Texas Southern	Safeties
2002-07	Alabama State	Secondary
2001	Alabama A&M	Outside Linebackers
2000		Graduate Assistant



KARL DUNBAR

Defensive Line Coach

YEARS WITH STEELERS: 4

NFL EXPERIENCE: 15

Karl Dunbar is entering his fourth season as the Steelers' defensive line coach and his 15th year as a defensive line coach in the National Football League. He was hired by the Steelers on February 8, 2018.

In 2020, Dunbar's defensive line led the League in multiple categories, including sacks (56.0), quarterback hits (136) and quarterback pressures (198). The Steelers' defensive line tied a franchise record with three consecutive games with at least 5.0 sacks in Weeks 2-6 and continued their NFL record of 73 consecutive regular-season games with at least one sack. In addition, Pittsburgh's defense ranked in the top five in the NFL in six run defense categories, including tackles for loss (103). The Steelers limited both the New York Giants and Houston Texans to just 29 rushing yards.

Outside linebacker T.J. Watt worked with Dunbar on his pass rush during the season and finished 2020 with 15.0 sacks, 23 tackles for loss, and 41 quarterback hits. His 41 quarterback hits led the League in 2020 and tied for fifth since the NFL started recognizing the statistic in 2006. Defensive end Stephon Tuitt also posted double-digit sacks on the season with 11.0.

Meanwhile, Dunbar continued to work closely with defensive tackle Cameron Heyward, who, along with T.J. Watt, was selected to the 2020 Pro Bowl. Heyward added 4.0 sacks to his resume in 2020, putting him at 58.0 in his career.

In 2019, Dunbar mentored Heyward, who was named All-Pro for the second time in his career (2017). Heyward finished the season with 9.0 sacks, 22 quarterback hits, 11 tackles for a loss and six passes defended. Heyward not only led all NFL defensive tackles in stops with 83, but he also led the League in tackles by a defensive lineman. In fact, his 83 tackles were the most by a Steelers defensive lineman since Donald Evans had 84 in 1993.

Among NFL defensive tackles in '19, Heyward ranked second in quarterback hits, second in sacks and fourth in tackles for loss.

Another Dunbar protege, nose tackle Javon Hargrave, recorded 60 tackles, seven tackles for loss, six quarterback hits, 4.0 sacks and one forced fumble in 2019. Hargrave's 60 tackles were the most among all nose tackles in the NFL and ninth-most among defensive tackles. Among all NFL nose tackles in '19, Hargrave ranked tied for second in sacks, quarterback hits and tackles for loss.

Three members of Dunbar's positional group recorded at least 5.0 sacks each, led by defensive captain and first-year Pro Bowl selection Heyward. Heyward's 8.0 quarterback takedowns in 2018 led the defensive line, followed by Javon Hargrave (6.5), Stephon Tuitt (5.5) and Daniel McCullers (1.0). Pittsburgh's defense finished sixth among all NFL teams in rushing yards allowed and total yards allowed per game in 2018 (96.1 / 327.2), with just two running backs eclipsing 100 rushing yards against the Steelers on the season.

Dunbar re-entered the NFL coaching ranks after spending the two years as the defensive line coach at the University of Alabama. At Alabama, Dunbar tutored a defensive line that helped the school capture the College Football Playoff National Championship following a 2017 campaign, and advanced to the game after the 2016 season. The Crimson Tide defense led the nation in total defense (260.4 yards per game allowed) and rush defense (94.7 yards per game allowed) in 2017. In his first season at Alabama, the Crimson Tide defense led the nation in rushing defense, yielding just 63.9 yards per game and ranked fourth in sacks (3.6 sacks per game) while recording a school-record 54.0 sacks.

In 2015, Dunbar served as the defensive line coach of the Buffalo Bills, where he reunited with defensive tackle Kyle Williams whom he coached at Louisiana State University.

Dunbar oversaw a defensive line with the New York Jets for three seasons (2012-14) that featured the 2013 Associated Press Defensive Rookie of the Year — Sheldon Richardson — who also earned Pro Bowl honors in 2014. Richardson totaled 11.5 sacks during his two seasons under Dunbar's tutelage — the fifth-most among all AFC defensive tackles during that period. Muhammad Wilkerson, a Jets defensive lineman, also benefited greatly under Dunbar's guidance, posting a team-leading and career-high 10.5 sacks in 2013 — the most by a Jets defensive player since 2005. Wilkerson was named second-team All-Pro by the Associated Press and a first alternate for the Pro Bowl.

Before joining the Jets, Dunbar served as the defensive line coach of the Minnesota Vikings from 2006-11. Minnesota's defense allowed the fewest rushing yards in the NFL (84.8 yards per game) and recorded the sixth-most sacks in the League (242.0) during Dunbar's six-years with the Vikings. The Vikings' rush defense was the best in the NFL in three consecutive years from 2006-08, marking the first time since the 1970 AFL-NFL merger that a team had the number one rushing defense in three consecutive seasons.

Three Minnesota defensive linemen were selected to multiple Pro Bowls while Dunbar was the unit's position coach: defensive tackle Kevin Williams (5), defensive end Jared Allen (4) and defensive tackle Pat Williams (3). The trio earned the honor of being the first Viking triplet of defensive linemen to earn the Pro Bowl in the same season since 1969 in 2008 — a season in which they led the League in rushing defense for the third straight year.

In 2011, the Vikings' defense finish tied for the most sacks in the NFL with 50.0, an effort led by Allen's NFL-leading 22.0 sacks — just a half-sack shy of the League's single-season record.

The Vikings defense allowed just 985 rushing yards in Dunbar's second season with the franchise — setting a franchise record and ranking second in the NFL since the 1970 AFL-NFL merger behind the Ravens' 970 yards allowed in 2000.

In 2005, Dunbar coached the defensive line at Louisiana State University, which featured Buffalo Bills defensive tackle Kyle Williams.

Dunbar's first coaching stint in the NFL was with the Chicago Bears in 2004. He guided a young defensive line that included rookie first-round pick Tommie Harris and second-round selection Tank Johnson. Dunbar was the defensive line coach at Oklahoma State University from 2002-03, where he mentored future Viking Kevin Williams and helped him become the program's first defensive lineman to be a first-round selection (ninth in 2003) since Leslie O'Neal (eighth in 1986).

He began his coaching career at Opelousas (Opelousas, La.) High School in 1986 before advancing to Beau Chene (Arnaudville, La.) High School in 1997.


Dunbar, an eighth-round draft selection of the Steelers in 1990, played defensive line for two teams in his NFL career: New Orleans Saints (1992-93) and Arizona Cardinals (1994-95). He also played one season in NFL Europe (Rhein Fire, 1995).

Dunbar was a member of a Louisiana State University defense as a player while current Steelers Assistant Head Coach John Mitchell was on the Tigers' coaching staff.

Dunbar and his wife, Pamela, have three children: Karmichael Mackenzie II, Mickel Angelle and Nicolette Alyse. A native of Opelousas, La., Dunbar graduated from Louisiana State University with a bachelor's degree in criminal justice.

DUNBAR'S FOOTBALL CAREER

2018-2021	Pittsburgh Steelers	Defensive Line
2016-2017	University of Alabama	Defensive Line
2015	Buffalo Bills	Defensive Line
2012-2014	New York Jets	Defensive Line
2006-2011	Minnesota Vikings	Defensive Line
2005	Louisiana State	Defensive Line
2004	Chicago Bears	Defensive Line
2002-2003	Oklahoma State	Defensive Line



EDDIE FAULKNER

Running Backs Coach

YEARS WITH STEELERS: 3

NFL EXPERIENCE: 3

Eddie Faulkner is in his third season as the running backs coach for the Steelers, after being hired on January 17, 2019.

In 2020, Faulkner's running backs included James Conner, who ran for 721 yards on 169 carries and six touchdowns. Conner registered a TD run in four consecutive games; he is the first Steeler to do so since Le'Veon Bell had a five-game TD streak over the 2013-14 seasons. He also recorded three 100+ yard games, including two consecutively, putting him at seventh all-time in Steelers' history for most 100-yard rushing games.

Prior to joining the Steelers, Faulkner spent six years, 2013-18, at North Carolina State University as the school's tight ends/fullbacks/special teams coordinator. In 2017, Faulkner was selected to participate in the NCAA Champion Forum as one of eight minority coaches in the nation chosen to participate in the professional development opportunity.

While at N.C. State, Faulkner coached the program's all-time receptions leader and current Steeler, running back Jaylen Samuels, who finished his career with 202 catches while earning first-team All-Atlantic Coast Conference honors in 2015 and in 2017. In 2017, Samuels finished third in the conference with 16 TDs — the third-most in a season by a N.C. State footballer. Wolfpack running back Reggie Gallaspy II tied for fifth in the nation with 19 total TDs in 2018, scoring 18 on the ground.

Faulkner spent the 2012 season at the University of Wisconsin coaching the Badgers' tight ends. Under Faulkner's guidance, then junior Jacob Pederson won All-Big Ten honors and the League's Kwalick-Clark Tight End of the Year award, finishing as the school's second leading receiver.

In 2011, Faulkner held the running backs/special teams coordinator title at Northern Illinois University, where he mentored All-Mid-American Conference tailback Jasmin Hopkins. Hopkins produced 956 rushing yards and 15 TDs in 187 carries as the school's 234.1 rushing yards per game average ranked 12th in the nation.

Following a 2002 season as the running backs coach at Anderson University, Faulkner spent the 2003-10 campaigns at Ball State University, serving as a graduate assistant (2003-04), running backs/special teams (2005-08) and the offensive coordinator/running backs (2009-10), including a stint as the school's interim head coach at the end of the 2010 season.

While he was at Ball State, the Cardinals secured two MAC West Division championships and advanced to back-to-back bowl games for the first time in program history. In 2008, Ball State produced an undefeated regular-season record as tailback MiQuale Lewis tallied a school-record 1,736 rushing yards. Faulkner coached a duo to become the first in a single game in NCAA history to tally 500 rushing yards on Oct. 24, 2009 vs. Eastern Michigan (MiQuale Lewis: 301 and Cory Sykes: 203).

Faulkner, a member of two Big Ten championship teams as Wisconsin's running back, rushed for 1,064 yards and 7 TDs in his collegiate career from 1996-2000. During his Badgers' career, the team advanced to five consecutive bowl games, including back-to-back Rose Bowl appearances in 1999 and 2000. He spent the 2001 training camp with the Steelers as an undrafted free agent and the 2002 preseason with the Edmonton Eskimos of the Canadian Football League.

FAULKNER'S FOOTBALL CAREER

2019-2021	Pittsburgh Steelers	Running Backs
2013-2018	North Carolina State	Tight Ends/Fullbacks/Special Teams Coordinator
2012	Wisconsin University	Tight Ends
2009-2010	Ball State	Offensive Coordinator/Running Backs
2005-2008		Running Backs/Special Teams
2003-2004		Graduate Assistant
2002	Anderson University	Running Backs



IKE HILLIARD

Wide Receivers Coach

YEARS WITH STEELERS: 2

NFL EXPERIENCE: 11

Ike Hilliard is in his second season as the Steelers wide receivers coach in 2021 and 11th year as a wide receivers coach in the National Football League. Hilliard was hired by Pittsburgh on February 18, 2020.

During the 2020 season, Hilliard's first in Pittsburgh, the Steelers became just the seventh team in NFL history to have five different players catch at least five touchdown passes in a single season; wide receiver Chase Claypool (9), wide receiver JuJu Smith-Schuster (9), wide receiver Diontae Johnson (7), wide receiver James Washington (5) and tight end Eric Ebron (5).

Claypool led all rookie receivers in touchdown catches (9), while finishing second among rookies in total touchdowns (11) and fourth among rookies in receiving yards (873).

Hilliard served as the wide receivers coach in Washington for seven seasons over two different stints (2012, 2014-19). He has also served as the wide receivers coach in Buffalo (2013) and assistant wide receivers coach in Miami (2011).

Under Hilliard's tutelage in 2019, wideout Terry McLaurin had one of the top rookie receiving seasons in Washington Football Team history. He led Washington in all three major receiving categories. McLaurin registered 58 catches for 919 yards and 7 TD receptions in 14 games. His 919 receiving yards and 7 TDs ranked second in franchise rookie history. Among all NFL rookies, McLaurin ranked second in receiving yards, tied for second in receptions and tied for third in TD receptions. He also ranked second in yards per catch (15.8) among rookies with at least 20 receptions.

In 2018, Hilliard played a major role in wide receiver Josh Doctson setting single season career highs in receptions (44) and receiving yards (532). He also oversaw a season in which Jamison Crowder set a single season high in yards per reception with a mark of 13.4 and he was instrumental in the development of rookie wide receiver Trey Quinn who had success in the limited action he saw due to injury.

Hilliard guided a young wide receiver corps in 2017 that helped quarterback Kirk Cousins become the first player in team history to record a third consecutive 4,000-yard passing season. Jamison Crowder led Washington in receptions (66) and receiving yards (789), and at age 24 on the final day of the calendar year, became the youngest player to lead Washington in receptions since Gary Clark (24) in 1986. Meanwhile, second-year pro Josh Doctson, who had been limited by injury to only two games in his rookie campaign, led Washington with six receiving TDs, and fourth-year pro Ryan Grant recorded career highs in receptions (45), receiving yards (573) and receiving TDs (four).

Hilliard's group played a major role in Washington's record-setting offense in 2016, a unit that set single-season team records in yards per game (403.4), yards per play (6.40), net passing yards (4,758), completions (407), passing first downs (226) and 500-yard games (three). Veteran wideouts Pierre Garçon (1,041) and DeSean Jackson (1,005) both eclipsed the 1,000-yard mark on the season, representing the first time Washington featured multiple 1,000-yard receivers since 1999 (Albert Connell and Michael Westbrook). Meanwhile, in his second season, Crowder took another step as one of the league's most underrated slot receivers, leading Washington with 7 TD receptions while contributing 847 receiving yards on 67 receptions.

During Washington's NFC East championship season in 2015, Hilliard coached a group that prominently featured two prolific veterans (Garçon and Jackson) and two young players in their first or second NFL seasons (Crowder and Ryan Grant, respectively). Garçon posted 72 receptions, the second-highest total of his career, while Jackson recorded 528 receiving yards and 4 TDs despite being limited by injury to nine games. Hilliard's guidance also helped Crowder to a Washington rookie record 59 receptions in 2015.

In his return to Washington in 2014, Hilliard managed the incorporation of Jackson into the team's offense after joining the team as a free agent. Jackson led Washington with 1,169 receiving yards on 56 receptions, becoming the fifth member of Washington to post 1,000 receiving yards in his first season in Washington (Bobby Mitchell in 1962, Henry Ellard in 1994, Laveranues Coles in 2003 and Santana Moss in 2005). Jackson averaged an NFL-best 20.9 yards per reception and was the first member of Washington to finish a season as the NFL leader in yards per reception since Henry Ellard (19.5 in 1996).

Hilliard served as wide receivers coach for the Buffalo Bills in 2013, helping mold a young group that included rookie second-round pick Robert Woods (40 receptions for 587 yards with three TDs) and rookie third-round pick Marquise Goodwin (17 receptions for 283 yards with three TDs).

In his first stint with Washington in 2012, Hilliard guided the team's receivers to the franchise's first division title since 1999. He incorporated free agents Pierre Garçon and Joshua Morgan into the offense, helping Garçon lead the team in receiving yards (633 in only 10 games) and helping Morgan lead Washington in receptions (48). Hilliard also oversaw the resurgence of veteran slot receiver Santana Moss, who caught 41 passes for 573 yards and 8 TDs, his most since recording 9 receiving TDs in his first season in Washington in 2005. The group's toughness on the perimeter also helped the offense rush for a League-best 2,709 yards, a franchise record.

In 2011, Hilliard served as the assistant wide receivers coach for the Miami Dolphins. He helped in the development of wide receiver Brandon Marshall, who was selected for his third Pro Bowl and first as a member of the Dolphins. Additionally, Marshall finished third in the AFC in receiving yards with 1,214 and recorded his fifth-consecutive 1,000-plus yard season.

Prior to joining the Dolphins, Hilliard spent two seasons coaching for the Florida Tuskers of the United Football League. Hilliard worked as a volunteer coach with the Tuskers in 2009 and was elevated to the position of Receivers Coach for 2010.

As a player, Hilliard was a first-round selection in the 1997 NFL Draft (No. 7 overall). He played 12 seasons, eight with the New York Giants (1997-2004) and four with the Tampa Bay Buccaneers (2005-08). In 161 career games (106 starts), Hilliard caught 546 passes for 6,397 yards and 35 TDs.

Hilliard played collegiately at the University of Florida from 1994-96, catching 126 passes for 2,214 yards and 26 TDs. He earned first-team All-SEC and All-American honors as a junior. In the final game that season, he recorded 7 catches for 150 yards and 3 TDs to help lead the Gators to a 52-20 Sugar Bowl win to secure the school's first national championship.

Hilliard is a native of Patterson, La. He and his wife, Lourdes, have five children, Kye, Kalyn, Leila, Ilysa and Jewels.

HILLIARD'S FOOTBALL CAREER

2021-20	Pittsburgh Steelers	Wide Receivers
2014-19	Washington Redskins	Wide Receivers
2013	Buffalo Bills	Wide Receivers
2012	Washington Redskins	Wide Receivers
2011	Miami Dolphins	Assistant Wide Receivers
2010	Florida Tuskers (UFL)	Wide Receivers
2009		Volunteer Coach



ADRIAN KLEMM

Offensive Line Coach

YEARS WITH STEELERS: 3

NFL EXPERIENCE: 3

Adrian Klemm is in his first season as the Steelers offensive line coach, after spending two seasons as the team's assistant offensive line coach. He was hired by Pittsburgh on February 15, 2019.

In 2020, Klemm's second season assisting offensive line coach Shaun Sarrett, the Steelers offensive line allowed just 14 sacks, the fewest by any franchise in a single season since 1982 when sacks became an official statistic. Pittsburgh's 2020 season included a five-game streak where the team did not allow a single sack, which ties for the third longest such streak since 1982.

In Klemm's first season assisting the Steelers offensive line, two Pittsburgh offensive linemen — David DeCastro and Maurkice Pouncey — were selected to the Pro Bowl, an honor each received for the third consecutive year.

Klemm, a three-time Super Bowl champion during his NFL playing career, joined the Steelers after nine seasons in the collegiate ranks. Most recently, Klemm was the Associated Head Coach/Run Game Coordinator/Offensive Line at UCLA from 2012-16.

While at UCLA, Klemm was part of an offense that broke numerous records, including single-season pass yards (3,860), rush yards (2,761), scoring (482 points) and total offense (6,531 yards). He directed a running game that produced the nation's ninth-best rusher. In 2014, UCLA set the record for the least amount of sacks allowed in a season in program history and featured the leading rusher in the PAC-12 Conference. In 2015, Klemm was responsible for recruiting the No. 1 offensive line class in the country. He also received Pac-12 Conference Recruiter of the Year accolades. Klemm coached two All-American offensive linemen, eight All Pac-12 Conference players and several Freshman All-Americans, as well as Morris Trophy recipient Xavier Su'a-Filo, while a member of the Bruins' staff.

Prior to his arrival at UCLA, the Bruins hadn't had an offensive lineman selected in the NFL Draft since 1999. During his tenure, Klemm mentored seven NFL Draft picks and four undrafted free agents that made a team's 53-man roster.

Klemm began his collegiate coaching career as a graduate assistant at Southern Methodist University in 2008, before serving as the program's Offensive Line Coach/Recruiting Coordinator from 2009-11. SMU featured the nation's seventh-leading rusher in Zach Line, who finished a campaign with 1,494 rushing yards — the second-best single-season tally in school history (Eric Dickerson, 1982). During Klemm's SMU tenure, the football team set numerous offensive records in school history, including total offense, passing yards and first downs while producing the first collegiate 1,000-yard rusher and back-to-back 1,000-yard rushers under Head Coach June Jones.

Klemm coached six different offensive linemen to All-Conference honors, along with two being selected in the NFL Draft, including former Steelers offensive lineman Kelvin Beachum. Klemm was tabbed Conference USA Recruiter of the Year and named the Non-BCS National Recruiter of the Year.

Klemm was a four-year starter at the University of Hawaii (1996-99) and a part of the biggest turnaround in NCAA history. Hawaii improved from 0-12 to 9-4 to win a bowl game during the 1999 season. Following his senior year, Klemm was selected as the starting left tackle in the Senior Bowl and received invitations to the East-West Shrine Game and the Hula Bowl. He earned a bachelor's degree in liberal arts from Excelsior College in 2008.

Klemm was selected by the New England Patriots in the second-round of the 2000 NFL Draft, where he spent the first five of his seven NFL seasons. He was a member of three Patriots Super Bowl Championship teams (XXXVI, XXXVII and XXXIX) before joining the Green Bay Packers in 2005.

A native of Los Angeles, Calif., Klemm has two sons, Jalen and Nikko.

KLEMM'S FOOTBALL CAREER

Year	Team	Position
2021	Pittsburgh Steelers	Offensive Line
2019-20		Assistant Offensive Line
2012-2016	UCLA	Associate Head Coach/Run Game Coordinator/Offensive Line
2009-11	Southern Methodist	Offensive Line/Recruiting Coordinator
2008		Graduate Assistant



JERRY OLSAVSKY

Inside Linebackers Coach

YEARS WITH STEELERS: 12

NFL EXPERIENCE: 12

Jerry Olsavsky is in his seventh season as the team's inside linebackers coach. Olsavsky was promoted to his current position on February 6, 2015.

Olsavsky's inside linebackers room developed a next-man-up mentality in 2020 with a season-ending injury to 2019 first-round pick Devin Bush in Week 6, followed by a Week 13 injury to his replacement, Robert Spillane, which held Spillane out through the end of the regular season.

Despite the personnel changes, the inside linebacking corps continued to play at a high level, as the defense finished top-five in the League in 46 defensive categories.

Olsavsky oversaw the development of rookie Devin Bush in 2019. He set a franchise rookie record with 109 tackles, which is the most by a Steeler in a season since Lawrence Timmons had 114 in 2016. Bush was the only NFL rookie with a fumble recovery (4), interception (2), forced fumble (1) and 100 or more tackles (109).

Bush was the first NFL rookie with at least 100 tackles, 4 fumble recoveries, 2 interceptions, 1 forced fumble and 1.0 sack in the same season since Bennie Blades of the Detroit Lions in 1988. He also was the first NFL rookie since the 1970 NFL-AFL merger with at least 85 tackles, 4 fumble recoveries, 2 interceptions and 1 TD fumble return in a season.

Two veteran inside linebackers and one new face to the Steelers' defensive unit led Olsavsky's room in 2018. Vince Williams led all linebackers with 76 total tackles (50 solo) starting all of his 14 games played, adding 4.5 sacks and 10 quarterback hits. Jon Bostic made 73 tackles (46 solo) in his first year with the Steelers, along with 2.5 sacks.

The inside linebacker unit was faced with adversity three quarters of the way through the 2017 season. Ryan Shazier, who earned his first Pro Bowl selection, was tied for the most interceptions among AFC linebackers (3), tied for second among all AFC defensive players in solo tackles (68) and leading all NFL linebackers with 11 passes defended before he suffered a season-ending injury in Week 13. Despite losing Shazier, the inside linebacking corps continued to play at a high level.

Williams finished second on the Steelers with a career-high 8.0 sacks and registered a single-season best 88 tackles to finish third on the team's defense while starting all 16 regular-season games.

Tyler Matakevich scored the team's first points of the 2017 season by recovering a blocked punt in the end zone in Week 1. He led the special teams unit in tackles for the second consecutive season with 14.

In 2016, the inside linebacker unit was led by Shazier and Timmons. Including the postseason, Shazier totaled 105 tackles, 3.5 sacks, 5 interceptions, 3 forced fumbles and 1 fumble recovery. He was named a Pro Bowl alternate for his efforts.

Counting the postseason, Timmons totaled 143 tackles, 4.5 sacks, 2 interceptions and 1 forced fumble. The 2016 season marked the fifth straight year Timmons recorded at least 100 tackles, and it marked the fourth straight season that he led the team in tackles.

Olsavsky also guided Matakevich, a rookie inside linebacker, who led the Steelers with 12 special teams tackles during the 2016 regular season.

In 2015, Shazier finished second on the team in tackles, while adding 3.5 sacks and 2 forced fumbles, despite missing four games due to various injuries. In Week 2 vs. San Francisco, Shazier had a breakout game, recording 15 tackles, 1.0 sack, 1 forced fumble and 1 fumble recovery. Shazier also led the team in tackles (20) and forced fumbles (2) during the postseason.

Another member of Olsavsky's group, Williams, led the team with 11 tackles on special teams during the 2015 regular season.

Prior to his promotion, Olsavsky was a defensive assistant for five seasons. He assisted all areas of the defensive staff in their daily operations. In Olsavsky's five years as a defensive assistant, the Steelers' defense ranked top-two in the league in total defense three times, including back-to-back years (2011-12) as the number-one ranked defense.

A 10-year NFL veteran, Olsavsky spent seven seasons coaching linebackers for Youngstown State University. Prior to coaching at Youngstown State, Olsavsky spent one year as an assistant strength coach at the University of North Carolina. He also coached at his alma mater, Chaney High School in Youngstown and at Duquesne University.

Olsavsky, was selected by the Steelers in the 10th round (258th overall) of the 1989 NFL Draft, and played linebacker from 1989-97. He saw action in 108 games for the Steelers, making 227 tackles, while also excelling on special teams. Olsavsky battled back from a career threatening knee injury in 1993 and helped lead the Steelers to a berth in Super Bowl XXX. In 1995, he was the recipient of the Steelers' Ed Block Courage Award, given annually to the Steeler that overcomes many obstacles to achieve great success on the field. Olsavsky finished his playing career in 1998 with the Baltimore Ravens.

Playing collegiately at the University of Pittsburgh, Olsavsky was a first-team Kodak All-American as a senior in 1988, when he made 129 tackles. He became the Panthers' first defensive player since 1976 to record more than 100 tackles in three consecutive seasons. He earned his degree in information science in 1990.

Olsavsky was born in Youngstown, Ohio, and he resides in Pittsburgh with his three children, Joseph, Emma and Dominic.

OLSAVSKY'S FOOTBALL CAREER

2015-20	Pittsburgh Steelers	Inside Linebackers
2010-14		Steelers Defensive Assistant
2003-09	Youngstown State	Linebackers
2002	University of North Carolina	Assistant Strength Coach
2001	Duquesne University	Volunteer Coach
2000	Chaney High School (Youngstown, Ohio)	Volunteer Coach
1999	Thomas Jefferson High School (Jefferson Hills, Pa.)	Volunteer Coach



ALFREDO ROBERTS

Tight Ends Coach

YEARS WITH STEELERS: 1

NFL EXPERIENCE: 18

Alfredo Roberts is in his first year as the team's tight ends coach. He was hired on Jan. 25, 2021.

Roberts, who starts his 23rd year of coaching overall, spent the previous four seasons with the Los Angeles Chargers as their running backs coach (2017-19) and tight ends coach (2020). He also has made stops in Indianapolis (2012-15), Tampa Bay (2009-11), Cleveland (2007-08) and Jacksonville (2003-06).

Over his 16 seasons coaching in the NFL, Roberts has mentored multiple Pro Bowl players at tight end and running back, as well as All-Rookie honorees for tight end Dwayne Allen in 2012.

Roberts coached running back Melvin Gordon III in 2018 to his second Pro Bowl. Gordon III registered 1,375 scrimmage yards. He surpassed 1,300 yards from scrimmage for the third consecutive season. Fullback Derek Watt was also named a third alternate for the Pro Bowl.

As tight ends coach in Indianapolis for four seasons, he tutored both Allen and Coby Fleener, who became the first pair of tight ends in NFL history to each have eight or more TD receptions in a season (2014). Roberts also coached current Colts' starting tight end, Jack Doyle.

In 2003, Roberts accepted his first NFL position as the tight ends coach for the Jacksonville Jaguars, guiding Mercedes Lewis as a rookie.

Roberts began his coaching career in 1998 at Florida Atlantic University. He spent the first two years recruiting prior to the program's inaugural season in 2000. Roberts coached tight ends for two seasons (2000-01) before coaching the Owls' wide receivers in 2002.

Roberts was an eighth-round pick by Kansas City in the 1988 NFL Draft. He spent three seasons with the Chiefs before joining Dallas in 1991. Roberts was part of two Super Bowl championship teams in Dallas (1992 and '93). He played in every game for five consecutive seasons. Roberts finished his career with 50 catches for 476 yards and two TDs in 82 career games.

A native of Fort Lauderdale, Fla., Roberts graduated from the University of Miami, where he was a member of two national championship teams as a tight end. Roberts played on five bowl teams for the Hurricanes, including two Orange Bowls, two Fiesta Bowls and one Sugar Bowl.

ROBERTS' FOOTBALL CAREER

2021	Pittsburgh Steelers	Tight Ends
2020	Los Angeles Chargers	Tight Ends
2017-19		Running Backs
2016	Carmel High School (Ind.)	Tight Ends
2012-15	Indianapolis Colts	Tight Ends
2009-11	Tampa Bay Buccaneers	Tight Ends
2007-08	Cleveland Browns	Tight Ends
2003-06	Jacksonville Jaguars	Tight Ends
2001-02	Florida Atlantic	Wide Receivers
1999-2000		Running Backs



MIKE SULLIVAN

Quarterbacks Coach

YEARS WITH STEELERS: 1

NFL EXPERIENCE: 17

Mike Sullivan is in his first year as the team's quarterbacks coach. He was hired on Feb. 8, 2021.

Sullivan will enter his 17th season as an NFL coach in 2021. He has tutored five players that reached the Pro Bowl, including Odell Beckham Jr. (2016), Vincent Jackson (2012), Eli Manning (2011, '15), Doug Martin (2012) and Steve Smith (2009).

Sullivan has coached quarterbacks or coordinated offenses in Denver (2018), New York Giants (2010-11, 2015-17) and Tampa Bay (2012-13). Sullivan also coached wide receivers in the League with the New York Giants (2004-09). He started coaching in the NFL with Jacksonville as a defensive quality control (2002) and offensive assistant (2003).

Sullivan, who most recently was the Director of Recruiting for Army West Point, served as offensive coordinator for two years with the Giants under head coach Ben McAdoo. In 2017, Sullivan took over offensive play-calling for the team in Week 6 and continued that responsibility through the remainder of the year.

In his first season as offensive coordinator for the Giants in 2016, New York finished 11-5. Quarterback Eli Manning recorded his fifth 4,000-yard season under Sullivan and wide receiver Odell Beckham Jr. ranked third in the NFL with 1,367 receiving yards.

Before his second stint with the Giants, Sullivan spent two seasons as offensive coordinator for the Buccaneers. Tampa Bay's 2012 squad featured a 4,000-yard passer (Josh Freeman - 4,065 yards), a 1,000-yard rusher (Doug Martin - 1,454 yards) and a 1,000-yard receiver (Vincent Jackson - 1,384 yards). The Bucs finished that season ranked ninth in total offense, setting a franchise record by averaging 363.8 yards/game.

Sullivan won two Super Bowls—XLII (2007) and XLVI (2011)—during his first eight seasons with the Giants. He coached wide receivers for six seasons before being elevated to quarterbacks coach.

In the Giants' 2011 Super Bowl season—Manning's second year working with Sullivan—the quarterback set career highs in passing yards (4,933) and yards/attempt (8.4). In New York's four playoff games, Manning averaged more than 300 yards/game and finished the postseason with nine TDs against just one interception.

As wide receivers coach for the Giants, Sullivan worked with a pair of 1,000-yard receivers in Plaxico Burress (2005, '07) and Steve Smith (2009).

Sullivan coached for eight seasons in the collegiate ranks, beginning with a graduate assistant post at Humboldt State University in 1993. He coached linebackers at his alma mater, Army, from 1995-96 before moving on to coach defensive backs at Youngstown State University from 1997-98.

Sullivan returned to Army to coach defensive backs from 1999-2000 and then worked for one season as defensive backs coach at Ohio University before making a move to the NFL.

A former defensive back at Army, Sullivan is a graduate of the U.S. Army Airborne, Ranger and Air Assault schools.

SULLIVAN'S FOOTBALL CAREER

2021	Pittsburgh Steelers	Quarterbacks
2018	Denver Broncos	Quarterbacks
2016-17	New York Giants	Offensive Coordinator
2015		Quarterbacks
2012-13	Tampa Bay Buccaneers	Offensive Coordinator
2010-11	New York Giants	Quarterbacks
2004-09		Wide Receivers
2003	Jacksonville Jaguars	Offensive Assistant
2002		Defensive Quality Control
2001	Ohio University	Defensive Backs
1999-2000	Army	Defensive Backs
1997-98	Youngstown State	Defensive Backs
1996	Army	Outside Linebackers
1995		Assistant Linebackers
1993	Humboldt State	Graduate Assistant



CHRIS MORGAN

Assistant Offensive Line Coach

YEARS WITH STEELERS: 1

NFL EXPERIENCE: 12

Chris Morgan is in his first year as the team's assistant offensive line coach. He was hired on Feb. 8, 2021.

Morgan, who has coached in two Super Bowls, will enter his 13th as an NFL offensive line coach. He joins the Steelers after a six-year stint with Atlanta (2015-20), where he served as the Falcons offensive line coach (2015-17), run game coordinator/offensive line (2018) and offensive line coach (2019-20). Morgan was also an assistant offensive line coach in Seattle (2014), Washington (2011-13) and Oakland (2009-10).

In 2019, Morgan coached an offensive line whose production allowed the offense to average 379.7 yards per game, the fifth-most in the NFL, and average 294.6 passing yards per game, the third-highest average in the league.

The Falcons selected two offensive linemen in the first round of the 2019 Draft, guard Chris Lindstrom (16th) and tackle Kaleb McGary (31st). Under Morgan's guidance, both players earned starting roles coming out of training camp. Lindstrom was unfortunately sidelined after suffering an injury in Week 1, but he would return, and the duo started the last four games of the season, showing the growth and potential that should solidify the right side of the offensive line for years to come.

In 2018, Morgan coached an offensive line that blocked for an offense that averaged 389.1 yards per game, the sixth-most yards per game in the league. The offensive line's blocking was also a major part in the offense averaging 290.8 passing yards per game, which was the fourth-highest average in the NFL.

Under Morgan's guidance, the offensive line was able to keep quarterback Matt Ryan upright and able to throw for 4,294 yards and 35 touchdowns. The offensive line's production made it possible for the Falcons to average 6.16 yards per play in 2018, which was the fifth most in the NFL and the second-highest yards per play average in franchise history.

Morgan continued to oversee the growth of center Alex Mack, who was selected to his sixth Pro Bowl – his fourth straight selection. Tackle Jake Matthews was also selected to his first Pro Bowl under Morgan's guidance in 2018 as well.

In 2017, Morgan coached an offensive line that only allowed 24 sacks, which was tied for the third-lowest amount in the NFL. Morgan's offensive line was also a catalyst for the eighth-best offense in the league. The Falcons offense averaged 364.8 yards per game and blocked for quarterback Matt Ryan who averaged 249.4 passing yards per game, which was also the eighth highest in the league. Their blocking also helped the 10-year veteran reach his seventh straight 4,000 passing yard season.

Morgan coached Mack who was selected to his third consecutive Pro Bowl after anchoring the offensive line for the second year in Atlanta. In 2017, Morgan's offensive line showed its ability to sustain blocks by springing the offense for 230 big plays (plays that are 10+ yards) and allowing Ryan to average 7.8 yards per pass attempt, both of which were the fifth in their categories.

Morgan's teaching was essential in helping the offensive line block for the Falcons running backs, who averaged 4.3 yards per carry, which was eighth in the NFL in 2017. The offensive line also blocked for an offense that was third in the NFL in explosive runs (12+ yards-or-more).

During his second season with the Falcons, Morgan's offensive line blocked for Ryan, who was awarded the NFL MVP award at the end of the 2016 season. The offensive line was a major reason why the team averaged a league-high and franchise-high 33.8 points per game. The Falcons broke the franchise record for most points scored in a season in Week 15, with the help of the offensive line, when they scored 540 total points on the season, which tied them with the 2000 St. Louis Rams for the eighth-most points scored in a season.

The offensive line blocked for Ryan, who threw for a career and franchise-high 4,944 yards and 38 touchdowns. Ryan also had a career-high 117.1 passer rating, which was the fifth-best all-time passer rating. Morgan also helped coach Mack, who was selected to his fourth Pro Bowl.

Morgan's offensive line also helped pave the way for a rushing attack that racked up 1,928 yards on the season, which was fifth in the league in 2016. Under his guidance, the offensive line blocked for running back Devonta Freeman, who finished in the top 10 in rushing for the second year in a row and made it to his second consecutive Pro Bowl.

During Morgan's first year in 2015, his offensive line helped produce the Falcons' first 1,000-yard rusher since 2011, while giving up the eighth-fewest sacks in the league last year. The offensive line also helped block for an offense that recorded 374.1 yards per game, which was seventh in the NFL.

Morgan spent the 2014 season as assistant offensive line coach for the Seattle Seahawks. In 2014, Seattle used eight different starting combinations on the offensive line, including playoffs, and still led the NFL in rushing yards, recording a franchise-high 2,762 yards. In addition to leading the league in rushing last season, the Seahawks offensive line also assisted in helping Seattle lead the NFL in explosive plays (135) and explosive running plays (61) while paving the way to Super Bowl XLIX.

Prior to arriving in Seattle, Morgan served as an assistant offensive line coach with the Washington Football Team (2011-13) and Oakland Raiders (2009-10). In 2012, Morgan helped direct a unit that rushed for a team-record 2,709 yards, marking the franchise's first team rushing crown since 1933 and their club's first NFC East title since 1999. Also during his time with the Football Team, tackle Trent Williams was selected to two consecutive Pro Bowls in 2012 and 2013.

In 2010, Oakland ranked 10th in the NFL in yards per game (356.6) and sixth in points per game (25.6). Prior to Oakland, Morgan spent the previous five seasons coaching at the high school level in his native Texas, serving as offensive line coach, special teams coordinator, offensive coordinator and assistant head coach at Westfield High School in Houston.

Morgan served as an offensive graduate assistant at the University of Idaho after two years as an assistant coach at Copperas Cove (Texas) High. He played offensive line at the University of Colorado from 1995-1999 and earned his master's degree in educational leadership at Idaho.

MORGAN'S FOOTBALL CAREER

2021	Pittsburgh Steelers	Assistant Offensive Line
2015-20	Atlanta Falcons	Offensive Line
2014	Seattle Seahawks	Assistant Offensive Line
2011-13	Washington Redskins	Assistant Offensive Line
2009-10	Oakland Raiders	Assistant Offensive Line



DENZEL MARTIN

Assistant Outside Linebackers Coach

YEARS WITH STEELERS: 6

NFL EXPERIENCE: 6

Denzel Martin is in his second season as Pittsburgh's assistant outside linebackers coach, after previously serving two seasons as a coaching assistant (2018-19) and two more as the Steelers' scouting assistant (2016-17).


In 2020, Martin assisted with one of the top pass rushing units in the NFL, which included the tandem of T.J. Watt and Bud Dupree, who combined for 23.0 sacks, 56 quarterback hits and 31 tackles for loss. His responsibilities include game preparation, video analysis and scouting of opponents.

As a coaching assistant, Martin handled the daily operations for defense and worked with the team's defensive line and outside linebackers in 2019, after assisting with the unit's middle linebackers in 2018.

Prior to joining the Steelers in 2016, Martin spent a year as a recruiting graduate assistant at the University of Missouri in 2015, where he played linebacker from 2010-14. Martin, a native of St. Louis, Mo., received a degree in multidisciplinary studies in 2014 and a master's in education with an emphasis in positive coaching from Missouri in 2015.

MARTIN'S FOOTBALL CAREER

2020-21	Pittsburgh Steelers	Assistant Outside Linebackers
2018-19		Defensive Coaching Assistant
2017-16		Scouting Assistant
2015	University of Missouri	Recruiting Graduate Assistant



BLAINE STEWART

Assistant Wide Receivers Coach

YEARS WITH STEELERS: 4

NFL EXPERIENCE: 4

Blaine Stewart is in his second season as Pittsburgh's assistant wide receivers coach, after previously serving two seasons as a coaching assistant.

In 2020, Stewart assisted a wide receivers room that included the rookie wide receiver Chase Claypool, who led all rookies in touchdown catches (9) and finished second among all rookies in total touchdowns (11). His responsibilities include game preparation, video analysis and scouting of opponents.


As a coaching assistant (2018-19), Stewart handled the daily operations for the offense and special teams units.

A native of Morgantown, W. Va., Stewart played wide receiver at the University of Charleston (W. Va.) in 2016 and 2017, after beginning his collegiate career at James Madison University (2013-15). He received a bachelor's in sport and recreation management from James Madison in 2016, before completing a master's in business administration from Charleston in 2017.

He is the son of late West Virginia head coach, Bill Stewart.

STEWART'S FOOTBALL CAREER

2020-21	Pittsburgh Steelers	Assistant Wide Receivers
2018-19		Offensive Coaching Assistant



MATT TOMSHO
Quality Control Coach


YEARS WITH STEELERS: 1
NFL EXPERIENCE: 1

Matt Tomsho is in his first season as the team's quality control coach. Tomsho assists in the daily operations for the offense. His responsibilities include game preparation, video analysis and scouting of opponents.

Tomsho joins the Steelers staff after a two-year (one season) stint at Wisconsin-Eau Clair. He served as the Bluegolds wide receivers coach and strength and conditioning coordinator. Tomsho was also an offensive graduate assistant at Maryland (2018), offensive analyst at LSU (2017) and offensive assistant at Pitt (2016).

TOMSHO'S FOOTBALL CAREER

2021	Pittsburgh Steelers	Quality Control
2019-20	Wisconsin-Eau Claire	Wide Receivers/Strength & Conditioning Coordinator
2018	University of Maryland	Offensive Graduate Assistant
2017	Louisiana State	Offensive Assistant
2016	University of Pittsburgh	Offensive Assistant



GARRETT GIEMONT
Senior Conditioning Coordinator

YEARS WITH STEELERS: 15
NFL EXPERIENCE: 49

Garrett Giemont is in his 15th season as conditioning coordinator for the Steelers after being hired on January 31, 2007.

Giemont was honored with the NFL's 2015 Strength and Conditioning Coach of the Year award by Samson Equipment, which was presented by *American Football Monthly* at the end of the 2014 season.

Giemont was also named the 2008 Strength and Conditioning Coach of the Year/Super Bowl Achievement Award from the Professional Football Strength and Conditioning Coaches Society.

Giemont has 30+ years of experience in the NFL, and served as the Tampa Bay Buccaneers' strength and conditioning coordinator (2003-05) prior to joining the Steelers.

Giemont was named Coach of the Year by The Professional Football Strength and Conditioning Coaches Society after the 2002 season while working for the Oakland Raiders under head coach Bill Callahan. Giemont spent eight seasons as a member of the Raiders' staff, including the first seven as strength and conditioning coach and the final season as strength and conditioning coordinator.

Prior to joining the Raiders, Giemont spent three seasons in Major League Baseball as the Director of Physical Development for the Chicago Cubs (1992-94). He originally entered the NFL with the Los Angeles Rams in 1970 as a part-time training assistant and served as the Rams' assistant trainer from 1978-82. From 1983-89, Giemont was the Rams' strength and conditioning trainer and worked as the team's strength and conditioning coach from 1990-91.

Giemont and his wife, Sonya, have two sons, Jackson and Jett.

GIEMONT'S FOOTBALL CAREER

2007-21	Pittsburgh Steelers	Conditioning Coordinator
2003-06	Tampa Bay Buccaneers	Strength & Conditioning Coach
2002	Oakland Raiders	Strength & Conditioning Coordinator
1995-2001		Strength & Conditioning Coach
1990-91	L.A. Rams	Strength & Conditioning Coach
1983-89		Strength & Conditioning Trainer
1978-82		Assistant Trainer
1970-77		Training Assistant



MARCEL PASTOOR

Head Strength & Conditioning Coach

YEARS WITH STEELERS: 21

NFL EXPERIENCE: 23

Marcel Pastoor is in his 18th season as the Steelers' strength and conditioning assistant coach and his 21st overall season with the team. Pastoor assists conditioning coordinator Garrett Giemont with the strength and conditioning program.

Pastoor received his undergraduate degree from Virginia Tech in exercise physiology and kinesiology in 2000. He completed his master's from the University of Pittsburgh in exercise physiology, graduating with honors in 2003.

Prior to joining the Steelers, Pastoor interned with the Washington Football Team in 1998 and was the volunteer assistant strength coach for Radford University from 1999-2001.

Pastoor and his wife Cayce have a daughter, Catelyn Ann, and a son, Carter Matthew.

PASTOOR'S FOOTBALL CAREER

2021	Pittsburgh Steelers	TBD
2004-20		Strength & Conditioning Assistant Coach
2001-03		Strength & Conditioning Intern
1999-2000	Washington Redskins	Intern Strength Coach



RODAIN DELUS

Strength & Conditioning Assistant

YEARS WITH STEELERS: R

NFL EXPERIENCE: R

Rodain Delus is in his first season as the Steelers' assistant strength and conditioning coach, after previously serving three seasons as the team's strength and conditioning intern. Delus assists in the daily operations for the strength and conditioning program.

Delus joins the Steelers staff after two seasons as a graduate assistant athletic trainer at the University of South Carolina. Prior to that, he spent a year as the head athletic trainer at Grey Collegiate Academy (Columbia, S.C.). In 2017, Delus began his NFL career with the Detroit Lions where he served as an intern athletic trainer.

PITTSBURGH STEELERS / REGULAR SEASON WEEK 17 / THROUGH SUNDAY, JANUARY 3, 2021

MIKE TOMLIN (1 GAME) / ADRIAN KLEMM (1 GAME)				
WON 1, LOST 0				
09/12	W	23-16	at Buffalo	69/78

2021 TEAM STATISTICS				
	RIT	OPP		

FIRST DOWNS	16	22		
Rushing	4	8		
Passing	9	13		
Penalty	3	1		
Third Down-Made/Att	4/12	8/18		
Third Down Efficiency	33.3%	44.4%		
Fourth Down-Made/Att	0/0	1/3		
Fourth Down Efficiency	0.0%	33.3%		

TOTAL NET YARDS	252	371		
Avg. Per Game	252.0	371.0		
Total Plays	55	79		
Avg. Per Play	4.6	4.7		

NET YARDS RUSHING	75	117		
Avg. Per Game	75.0	117.0		
Total Rushes	21	25		
Avg. Per Rush	3.6	4.7		

NET YARDS PASSING	177	254		
Avg. Per Game	177.0	254.0		
Sacked/Yards Lost	2/11	3/16		
Gross Yards	188	270		
Attempts/Completions	32/18	51/30		
Pct. of Completion	56.3%	58.8%		
Had Intercepted	0	0		

PUNTS/AVERAGE	5/41.4	3/45.7		
Net Punting Average	41.2	28.0		

PUNT RETURN/AVG.	1/5.0	1/11.0		
-------------------------	-------	--------	--	--

KICKOFF RETURN/AVG.	0/0	4/35.8		
----------------------------	-----	--------	--	--

INTERCEPTION RETURN/AVG.	0/0.0	0/0.0		
---------------------------------	-------	-------	--	--

PENALTIES/YARDS	5/32	8/81		
------------------------	------	------	--	--

FUMBLES/BALL LOST	1/0	4/1		
--------------------------	-----	-----	--	--

TOUCHDOWNS	2	1		
Rushing	0	0		
Passing	1	1		
Returns	1	0		

EXTRA POINTS/ATTEMPTS	2/2	1/1		
------------------------------	-----	-----	--	--

TWO POINT CONVERSION/ATT.	0/0	0/0		
----------------------------------	-----	-----	--	--

FIELD GOALS/ATTEMPTS	3/3	3/3		
-----------------------------	-----	-----	--	--

AVG. TIME OF POSSESSION	26:43	33:17		
--------------------------------	-------	-------	--	--

* SCORE BY PERIODS	Q1	Q2	Q3	Q4	OT	PTS
---------------------------	----	----	----	----	----	-----

TEAM	0	0	6	17	0	23
-------------	---	---	---	----	---	----

OPPONENTS	3	7	0	6	0	16
------------------	---	---	---	---	---	----

SCORING	TD	RU	PA	RT	K-PAT	FG	2PT	S	PTS
----------------	----	----	----	----	-------	----	-----	---	-----

C. Boswell	0	0	0	0	2/2	3/3	0	0	11
------------	---	---	---	---	-----	-----	---	---	----

U. Gilbert III	1	0	0	1	0/0	0/0	0	0	6
----------------	---	---	---	---	-----	-----	---	---	---

D. Johnson	1	0	1	0	0/0	0/0	0	0	6
------------	---	---	---	---	-----	-----	---	---	---

TEAM	2	0	1	1	2/2	3/3	0	0	23
-------------	---	---	---	---	-----	-----	---	---	----

OPPONENTS	1	0	1	0	1/1	3/3	0	0	16
------------------	---	---	---	---	-----	-----	---	---	----

SACKS: T. Watt 2.0, C. Heyward 1.0, TM 3.0, OPP 2.0 FUM/LOST: B. Roethlisberger 1/0, TM 1/0, OPP 4/1									
--	--	--	--	--	--	--	--	--	--

* PASSING	ATT	CMP	YDS	CMP%	YDS/ATT	TD	TD%	INT	INT%	LONG	SACK	LOST	RATING
------------------	-----	-----	-----	------	---------	----	-----	-----	------	------	------	------	--------

B. Roethlisberger	32	18	188	56.3	5.9	1	3.1	0	0.0	24	2.0	11	83.9
-------------------	----	----	-----	------	-----	---	-----	---	-----	----	-----	----	------

TEAM	32	18	188	56.3	5.9	1	3.1	0	0.0	24	2	11	83.9
-------------	----	----	-----	------	-----	---	-----	---	-----	----	---	----	------

OPPONENTS	51	30	270	58.8	5.3	1	2.0	0	0.0	37	3	16	79.7
------------------	----	----	-----	------	-----	---	-----	---	-----	----	---	----	------

* RUSHING	NO.	YDS	AVG	LONG	TD
N. Harris	16	45	2.8	18	0
C. Claypool	1	25	25.0	25	0
B. Roethlisberger	4	4	1.0	7	0
TEAM	21	74	3.5	25	0
OPPONENTS	25	117	4.7	25	0

* RECEIVING	YAR	NO.	YDS	AVG	LONG	TD
D. Johnson	10	5	36	7.2	14	1
J. Smith-Schuster	8	4	52	13.0	24	0
C. Claypool	5	3	45	15.0	22	0
N. Harris	3	1	4	4.0	4	0
E. Ebron	2	1	19	19.0	19	0
J. Washington	2	2	10	5.0	9	0
P. Freiermuth	1	1	24	24.0	24	0
Z. Gentry	1	1	-2	-2.0	-2	0
TEAM	32	18	188	10.4	24	1
OPPONENTS	49	30	270	9.0	37	1

* INTERCEPTIONS	NO.	YDS	AVG	LONG	TD
------------------------	-----	-----	-----	------	----

* FUMBLES	FUM	LST	FF	REC	TD
------------------	-----	-----	----	-----	----

B. Roethlisberger	1	0	0	0	0
-------------------	---	---	---	---	---

C. Okorfor	0	0	0	1	0
------------	---	---	---	---	---

TEAM	1	0	0	1	0
-------------	---	---	---	---	---

OPPONENTS	4	1	0	1	0
------------------	---	---	---	---	---

* PUNTING	NO.	YDS	AVG	NET	TB	IN	LG	B
------------------	-----	-----	-----	-----	----	----	----	---

P. Harvin III	5	207	41.4	41.2	0	2	51	0
---------------	---	-----	------	------	---	---	----	---

TEAM	5	207	41.4	41.2	0	2	51	0
-------------	---	-----	------	------	---	---	----	---

OPPONENTS	3	137	45.7	28.0	1	2	55	1
------------------	---	-----	------	------	---	---	----	---

* PUNT RETURNS	RET	FC	YDS	AVG	LONG	TD
-----------------------	-----	----	-----	-----	------	----

R. McCloud	1	0	5	5.0	5	0
------------	---	---	---	-----	---	---

TEAM	1	0	5	5.0	5	0
-------------	---	---	---	-----	---	---

OPPONENTS	1	1	1	1.0	1	0
------------------	---	---	---	-----	---	---

* KICKOFF RETURNS	NO.	YDS	AVG	LONG	TD
--------------------------	-----	-----	-----	------	----

OPPONENTS	4	143	35.8	75	0
------------------	---	-----	------	----	---

* FIELD GOALS	1-19	20-29	30-39	40-49	50+
----------------------	------	-------	-------	-------	-----

C. Boswell	0/0	2/2	0/0	1/1	0/0
------------	-----	-----	-----	-----	-----

TEAM	0/0	2/2	0/0	1/1	0/0
-------------	-----	-----	-----	-----	-----

OPPONENTS	0/0	1/1	1/1	1/1	0/0
------------------	-----	-----	-----	-----	-----

C. Boswell: (24G, 20G, 45G)					
-----------------------------	--	--	--	--	--

OPP: (37G, 25G, 42G)					
-----------------------------	--	--	--	--	--

2-Pt Conv: TM 0-0, OPP 0-0					
-----------------------------------	--	--	--	--	--

2021 REGULAR SEASON PITTSBURGH STEELERS DEFENSIVE STATS
(THROUGH WEEK 1)

POS.	PLAYER	TKL.	AST.	TOTAL	TFL	SACKS/YDS.	PR	FR	FF	INT./YDS.	PD
LB	D. Bush	6	4	10	0	0.0/0.0	0	0	1	0/0	0
S	M. Fitzpatrick	6	4	10	0	0.0/0.0	0	0	0	0/0	1
CB	J. Pierre	6	0	6	0	0.0/0.0	0	0	0	0/0	1
LB	J. Schobert	2	4	6	0	0.0/0.0	0	0	0	0/0	0
CB	C. Sutton	5	0	5	2	0.0/0.0	0	0	0	0/0	2
S	T. Edmunds	4	1	5	0	0.0/0.0	0	0	0	0/0	0
DB	T. Norwood	4	1	5	0	0.0/0.0	0	0	0	0/0	0
CB	J. Haden	3	2	5	0	0.0/0.0	0	0	1	0/0	0
DE	T. Alualu	2	3	5	0	0.0/0.0	1	0	0	0/0	0
LB	A. Highsmith	3	1	4	0	0.0/0.0	0	0	0	0/0	0
DT	C. Heyward	2	2	4	1	1.0/6.0	1	1	1	0/0	2
LB	T. Watt	3	0	3	1	2.0/10.0	5	0	1	0/0	0
CB	A. Maulet	1	1	2	0	0.0/0.0	0	0	0	0/0	0
DT	C. Davis	1	0	1	0	0.0/0.0	0	0	0	0/0	0
LB	M. Ingram III	1	0	1	1	0.0/0.0	1	0	0	0/0	1
DE	I. Buggs	0	1	1	0	0.0/0.0	0	0	0	0/0	0
DL	C. Wormley	0	1	1	0	0.0/0.0	0	0	0	0/0	0
STEELERS TOTALS		49	25	74	5	3.0/16.0	8	1	4	0/0	7
OPP. TOTALS		36	6	42	5	2.0/11.0	6	0	1	0/0	6

Ast -Assist, TFL-Tackle for a Loss, PR-Pressures, Int.-Interception, FR-Fumble Recovery, FF-Forced Fumble, PD-Pass Defense

2021 STEELERS SPECIAL TEAMS

POS.	PLAYER	TKL.	AST.	COMB.
ILB	Gilbert III, Ulysees	1	0	1
CB	Maulet, Arthur	1	0	1
DB	Norwood, Tre	1	0	1
FB	Watt, Derek	1	0	1
CB	Layne, Justin	0	1	1
CB	Pierre, James	0	1	1
RB	Snell Jr., Benny	0	1	1
TOTALS		4	3	7

DEFENSIVE STATS BY RANK

SACKS		INTERCEPTIONS		TACKLES FOR LOSS		PASSES DEFENSED		PRESSURES	
PLAYER	NO.	PLAYER	NO.	PLAYER	NO.	PLAYER	NO.	PLAYER	NO.
T. Watt	2.0			C. Sutton	2	C. Heyward	2	T. Watt	5
C. Heyward	1.0			C. Heyward	1	C. Sutton	2	T. Alualu	1
				M. Ingram III	1	M. Fitzpatrick	1	C. Heyward	1
				T. Watt	1	M. Ingram III	1	M. Ingram III	1
						J. Pierre	1		

2021 REGULAR SEASON												
OFFENSE												
DATE	OPPONENT	WR	LT	LG	C	RG	RT	TE	RB	QB	WR	TE
9/12	at Buffalo	JuJu Smith-Schuster	Dan Moore Jr.	Kevin Dotson	Kendrick Green	Trail Turner	Chukwuma Okorafor	Pat Freiermuth	Najee Harris	Ben Roethlisberger	Diontae Johnson	Eric Ebron
9/19	Las Vegas	--	--	--	--	--	--	--	--	--	--	--
9/26	Cincinnati	--	--	--	--	--	--	--	--	--	--	--
10/3	at Green Bay	--	--	--	--	--	--	--	--	--	--	--
10/10	Denver	--	--	--	--	--	--	--	--	--	--	--
10/17	Seattle	--	--	--	--	--	--	--	--	--	--	--
10/31	at Cleveland	--	--	--	--	--	--	--	--	--	--	--
11/8	Chicago	--	--	--	--	--	--	--	--	--	--	--
11/14	Detroit	--	--	--	--	--	--	--	--	--	--	--
11/21	at L.A. Chargers	--	--	--	--	--	--	--	--	--	--	--
11/28	at Cincinnati	--	--	--	--	--	--	--	--	--	--	--
12/5	Baltimore	--	--	--	--	--	--	--	--	--	--	--
12/9	at Minnesota	--	--	--	--	--	--	--	--	--	--	--
12/19	Tennessee	--	--	--	--	--	--	--	--	--	--	--
12/26	at Kansas City	--	--	--	--	--	--	--	--	--	--	--
1/3	Cleveland	--	--	--	--	--	--	--	--	--	--	--
1/9	at Baltimore	--	--	--	--	--	--	--	--	--	--	--

2021 REGULAR SEASON												
DEFENSE												
DATE	OPPONENT	DT	NT	LOLB	LILB	RILB	ROLB	LCB	FS	SS	RCB	NICKEL
9/12	at Buffalo	Cameron Heyward	Tyson Alualu	T.J. Watt	Devin Bush	Joe Schobert	Alex Highsmith	Joe Haden	Minkah Fitzpatrick	Terrell Edmunds	Cameron Sutton	Tre Norwood
9/19	Las Vegas	--	--	--	--	--	--	--	--	--	--	--
9/26	Cincinnati	--	--	--	--	--	--	--	--	--	--	--
10/3	at Green Bay	--	--	--	--	--	--	--	--	--	--	--
10/10	Denver	--	--	--	--	--	--	--	--	--	--	--
10/17	Seattle	--	--	--	--	--	--	--	--	--	--	--
10/31	at Cleveland	--	--	--	--	--	--	--	--	--	--	--
11/8	Chicago	--	--	--	--	--	--	--	--	--	--	--
11/14	Detroit	--	--	--	--	--	--	--	--	--	--	--
11/21	at L.A. Chargers	--	--	--	--	--	--	--	--	--	--	--
11/28	at Cincinnati	--	--	--	--	--	--	--	--	--	--	--
12/5	Baltimore	--	--	--	--	--	--	--	--	--	--	--
12/9	at Minnesota	--	--	--	--	--	--	--	--	--	--	--
12/19	Tennessee	--	--	--	--	--	--	--	--	--	--	--
12/26	at Kansas City	--	--	--	--	--	--	--	--	--	--	--
1/3	Cleveland	--	--	--	--	--	--	--	--	--	--	--
1/9	at Baltimore	--	--	--	--	--	--	--	--	--	--	--

Rookies underlined.

2021 REGULAR SEASON PITTSBURGH STEELERS PLAYER PARTICIPATION																								
PLAYERS	@ BUF	LV	CIN	@ GB	DEN	SEA	@ CLE	CHI	DET	@ LAC	@ CIN	BAL	@ MIN	TEN	@ KC	CLE	@ BAL	GP	GS	DNP	IN			
DeMarkus Ayco	IR	-	-	-	-	-	-	-	-	-	-	-	-	-	-	-	-	0/0	0/0	0	0			
Marcus Allen	P	-	-	-	-	-	-	-	-	-	-	-	-	-	-	-	-	1/18	0/2	0	0			
Tyson Alualu	NT	-	-	-	-	-	-	-	-	-	-	-	-	-	-	-	-	1/173	1/110	0	0			
Kalen Ballage	P	-	-	-	-	-	-	-	-	-	-	-	-	-	-	-	-	1/35	0/8	0	0			
Zach Banner	IR	-	-	-	-	-	-	-	-	-	-	-	-	-	-	-	-	0/23	0/2	0	0			
Chris Boswell	P	-	-	-	-	-	-	-	-	-	-	-	-	-	-	-	-	1/88	0/0	0	0			
Isaiah Buggs	P	-	-	-	-	-	-	-	-	-	-	-	-	-	-	-	-	1/20	0/1	0	0			
Devin Bush	LILB	-	-	-	-	-	-	-	-	-	-	-	-	-	-	-	-	1/22	1/21	0	0			
Rico Bussey	PSI	-	-	-	-	-	-	-	-	-	-	-	-	-	-	-	-	0/0	0/0	0	0			
Demarcus Christmas	IR	-	-	-	-	-	-	-	-	-	-	-	-	-	-	-	-	0/0	0/0	0	0			
Chase Claypool	P	-	-	-	-	-	-	-	-	-	-	-	-	-	-	-	-	1/17	0/6	0	0			
Rashaad Coward	SI	-	-	-	-	-	-	-	-	-	-	-	-	-	-	-	-	0/30	0/15	1	0			
Carlos Davis	P	-	-	-	-	-	-	-	-	-	-	-	-	-	-	-	-	1/8	0/0	0	0			
Joshua Dobbs	IR	-	-	-	-	-	-	-	-	-	-	-	-	-	-	-	-	0/6	0/0	0	0			
Kevin Dotson	LG	-	-	-	-	-	-	-	-	-	-	-	-	-	-	-	-	1/14	1/5	0	0			
Eric Ebron	TE	-	-	-	-	-	-	-	-	-	-	-	-	-	-	-	-	1/99	1/57	0	0			
Terrell Edmunds	SS	-	-	-	-	-	-	-	-	-	-	-	-	-	-	-	-	1/48	1/44	0	0			
Trey Edmunds	PS	-	-	-	-	-	-	-	-	-	-	-	-	-	-	-	-	0/35	0/0	0	0			
B.J. Finney	X	-	-	-	-	-	-	-	-	-	-	-	-	-	-	-	-	0/65	0/13	1	0			
Minkah Fitzpatrick	FS	-	-	-	-	-	-	-	-	-	-	-	-	-	-	-	-	1/49	1/44	0	0			
Pat Freiermuth	TE	-	-	-	-	-	-	-	-	-	-	-	-	-	-	-	-	1/1	1/1	0	0			
Zach Gentry	P	-	-	-	-	-	-	-	-	-	-	-	-	-	-	-	-	1/7	0/1	0	0			
Ulysses Gilbert III	P	-	-	-	-	-	-	-	-	-	-	-	-	-	-	-	-	1/12	0/0	0	0			
Mark Gilbert	PS	-	-	-	-	-	-	-	-	-	-	-	-	-	-	-	-	0/0	0/0	0	0			
Chaz Green	PS	-	-	-	-	-	-	-	-	-	-	-	-	-	-	-	-	0/37	0/8	0	0			
Kendrick Green	C	-	-	-	-	-	-	-	-	-	-	-	-	-	-	-	-	1/1	1/1	0	0			
Joe Haden	LCB	-	-	-	-	-	-	-	-	-	-	-	-	-	-	-	-	1/147	1/138	0	0			
Joe Haeg	P	-	-	-	-	-	-	-	-	-	-	-	-	-	-	-	-	1/68	0/38	0	0			
Najee Harris	RB	-	-	-	-	-	-	-	-	-	-	-	-	-	-	-	-	1/1	1/1	0	0			
Pressley Harvin III	P	-	-	-	-	-	-	-	-	-	-	-	-	-	-	-	-	1/1	0/0	0	0			
Dwayne Haskins	SI	-	-	-	-	-	-	-	-	-	-	-	-	-	-	-	-	0/16	0/13	0	1			
J.C. Hassenauer	P	-	-	-	-	-	-	-	-	-	-	-	-	-	-	-	-	1/16	0/4	0	0			
Cameron Heyward	DT	-	-	-	-	-	-	-	-	-	-	-	-	-	-	-	-	1/150	1/115	0	0			
Alex Highsmith	ROLB	-	-	-	-	-	-	-	-	-	-	-	-	-	-	-	-	1/17	1/6	0	0			
Melvin Ingram III	P	-	-	-	-	-	-	-	-	-	-	-	-	-	-	-	-	1/114	0/96	0	0			
Buddy Johnson	P	-	-	-	-	-	-	-	-	-	-	-	-	-	-	-	-	1/1	0/0	0	0			
Diontae Johnson	WR	-	-	-	-	-	-	-	-	-	-	-	-	-	-	-	-	1/32	1/26	0	0			
Jamir Jones	P	-	-	-	-	-	-	-	-	-	-	-	-	-	-	-	-	1/1	0/0	0	0			
Miles Killebrew	P	-	-	-	-	-	-	-	-	-	-	-	-	-	-	-	-	1/79	0/4	0	0			
Christian Kuntz	P	-	-	-	-	-	-	-	-	-	-	-	-	-	-	-	-	1/1	0/0	0	0			
Justin Layne	P	-	-	-	-	-	-	-	-	-	-	-	-	-	-	-	-	1/27	0/0	0	0			
John Legue	PS	-	-	-	-	-	-	-	-	-	-	-	-	-	-	-	-	0/0	0/0	0	0			
Isaiah Loudermilk	SI	-	-	-	-	-	-	-	-	-	-	-	-	-	-	-	-	0/0	0/0	0	1			
Arthur Maulet	P	-	-	-	-	-	-	-	-	-	-	-	-	-	-	-	-	1/35	0/12	0	0			
Ray-Ray McCloud	P	-	-	-	-	-	-	-	-	-	-	-	-	-	-	-	-	1/18	0/1	0	0			
Anthony McFarland Jr.	IR	-	-	-	-	-	-	-	-	-	-	-	-	-	-	-	-	0/11	0/0	0	0			
Henry Mondeaux	PS	-	-	-	-	-	-	-	-	-	-	-	-	-	-	-	-	0/11	0/0	0	0			
Dan Moore Jr.	LT	-	-	-	-	-	-	-	-	-	-	-	-	-	-	-	-	1/1	1/1	0	0			
Tre Norwood	FS	-	-	-	-	-	-	-	-	-	-	-	-	-	-	-	-	1/1	1/1	0	0			
Chukwuma Okorafor	RT	-	-	-	-	-	-	-	-	-	-	-	-	-	-	-	-	1/31	1/20	0	0			
James Pierre	P	-	-	-	-	-	-	-	-	-	-	-	-	-	-	-	-	1/17	0/0	0	0			
Malcolm Pridgeon	PS	-	-	-	-	-	-	-	-	-	-	-	-	-	-	-	-	0/0	0/0	0	0			
Kevin Rader	PS	-	-	-	-	-	-	-	-	-	-	-	-	-	-	-	-	0/1	0/1	0	0			
Ben Roethlisberger	QB	-	-	-	-	-	-	-	-	-	-	-	-	-	-	-	-	1/234	1/232	0	0			
Mason Rudolph	X	-	-	-	-	-	-	-	-	-	-	-	-	-	-	-	-	0/15	0/9	1	0			
Jaylen Samuels	PS	-	-	-	-	-	-	-	-	-	-	-	-	-	-	-	-	0/42	0/8	0	0			
Joe Schobert	RILB	-	-	-	-	-	-	-	-	-	-	-	-	-	-	-	-	1/78	1/66	0	0			
JuJu Smith-Schuster	WR	-	-	-	-	-	-	-	-	-	-	-	-	-	-	-	-	1/59	1/47	0	0			
Benny Snell Jr.	P	-	-	-	-	-	-	-	-	-	-	-	-	-	-	-	-	1/30	0/5	0	0			
Robert Spillane	SI	-	-	-	-	-	-	-	-	-	-	-	-	-	-	-	-	0/22	0/7	0	1			
Donovan Stiner	PS	-	-	-	-	-	-	-	-	-	-	-	-	-	-	-	-	0/0	0/0	0	0			
Cameron Sutton	RCB	-	-	-	-	-	-	-	-	-	-	-	-	-	-	-	-	1/53	1/9	0	0			
Stephon Tuitt	IR	-	-	-	-	-	-	-	-	-	-	-	-	-	-	-	-	0/91	0/79	0	0			
Trai Turner	RG	-	-	-	-	-	-	-	-	-	-	-	-	-	-	-	-	1/94	1/90	0	0			
James Washington	P	-	-	-	-	-	-	-	-	-	-	-	-	-	-	-	-	1/46	0/23	0	0			
Derek Watt	P	-	-	-	-	-	-	-	-	-	-	-	-	-	-	-	-	1/77	0/13	0	0			
T.J. Watt	LOLB	-	-	-	-	-	-	-	-	-	-	-	-	-	-	-	-	1/63	1/63	0	0			
Cody White	PS	-	-	-	-	-	-	-	-	-	-	-	-	-	-	-	-	0/0	0/0	0	0			
Vince Williams	RET	-	-	-	-	-	-	-	-	-	-	-	-	-	-	-	-	0/121	0/69	0	0			
Chris Wormley	P	-	-	-	-	-	-	-	-	-	-	-	-	-	-	-	-	1/53	0/16	0	0			

LEGEND:
CAPS=Starter, P=Player was a substitution, SI=On Inactive List, X=Did Not Play (Non-injury), IR=Injured Reserve, NOT=Not on Roster, PSI=Practice Squad Injured, PS=Practice Squad, NOTT=Not on any Team, RET=Reserve/Retired, *-With Other Team

INDIVIDUAL SINGLE-GAME HIGHS			OPPONENT	DATE
RUSHING				
Rushing Yards	45	Najee Harris	at Bills	09/12
Rushing Attempts	16	Najee Harris	at Bills	09/12
Rushing Average	2.8	Najee Harris	at Bills	09/12
RECEIVING				
Pass Receptions	5	Diontae Johnson	at Bills	09/12
Receiving Yards	52	JuJu Smith-Schuster	at Bills	09/12
Touchdown Receptions	1	Diontae Johnson	at Bills	09/12
PASSING				
Passes Attempted	32	Ben Roethlisberger	at Bills	09/12
Passes Completed	18	Ben Roethlisberger	at Bills	09/12
Completion Percentage	56.2	Ben Roethlisberger	at Bills	09/12
Passing Yards	188	Ben Roethlisberger	at Bills	09/12
Yards Per Attempt	5.9	Ben Roethlisberger	at Bills	09/12
Touchdown Passes	1	Ben Roethlisberger	at Bills	09/12
PUNT RETURNS				
Punt Returns	1	Ray-Ray McCloud	at Bills	09/12
Punt Return Yards	5	Ray-Ray McCloud	at Bills	09/12
KICKOFF RETURNS				
PUNTS				
Punts	5	Pressley Harvin III	at Bills	09/12
Punts Inside the 20	2	Pressley Harvin III	at Bills	09/12
Punting Average	41.4	Pressley Harvin III	at Bills	09/12
INTERCEPTIONS				
TACKLES				
Tackles	10	Devin Bush	at Bills	09/12
		Minkah Fitzpatrick	at Bills	09/12
Sacks	2.0	T.J. Watt	at Bills	09/12
SCORING				
Touchdowns	1	Diontae Johnson	at Bills	09/12
Field Goals Attempted	3	Chris Boswell	at Bills	09/12
Field Goals Made	3	Chris Boswell	at Bills	09/12
MISC. YARDS				
Yards From Scrimmage	70	Chase Claypool	at Bills	09/12
Combined Net Yards	70	Chase Claypool	at Bills	09/12
LONGEST PLAYS			OPPONENT	DATE
RUSHING				
Run From Scrimmage	25	Chase Claypool	at Bills	09/12
RECEIVING				
Pass Reception	24	Pat Freiermuth	at Bills	09/12
		JuJu Smith-Schuster	at Bills	09/12
Touchdown Reception	5	Diontae Johnson	at Bills	09/12
PASSING				
Passing Long	24 (2)	Ben Roethlisberger	at Bills	09/12
Touchdown Pass Long	5	Ben Roethlisberger	at Bills	09/12
RETURNS				
Punt Return	5	Ray-Ray McCloud	at Bills	09/12
KICKING				
Punt	51	Pressley Harvin III	at Bills	09/12
Field Goal	45	Chris Boswell	at Bills	09/12
Field Goal Attempt	45 (2)	Chris Boswell	at Bills	09/12

OPPONENT SINGLE-GAME HIGHS			OPPONENT	DATE
RUSHING				
Rushing Yards	72	Devin Singletary	at Bills	09/12
Rushing Attempts	11	Devin Singletary	at Bills	09/12
Rushing Average	6.5	Devin Singletary	at Bills	09/12
RECEIVING				
Pass Receptions	9	Stefon Diggs	at Bills	09/12
Receiving Yards	69	Stefon Diggs	at Bills	09/12
Touchdown Receptions	1	Gabriel Davis	at Bills	09/12
PASSING				
Passes Attempted	51	Josh Allen	at Bills	09/12
Passes Completed	30	Josh Allen	at Bills	09/12
Completion Percentage	58.8	Josh Allen	at Bills	09/12
Passing Yards	270	Josh Allen	at Bills	09/12
Yards Per Attempt	5.3	Josh Allen	at Bills	09/12
Touchdown Passes	1	Josh Allen	at Bills	09/12
PUNT RETURNS				
Punt Returns	1	Isaiah McKenzie	at Bills	09/12
Punt Return Yards	1	Isaiah McKenzie	at Bills	09/12
KICKOFF RETURNS				
Kickoff Returns	4	Isaiah McKenzie	at Bills	09/12
Kickoff Return Yards	143	Isaiah McKenzie	at Bills	09/12
PUNTS				
Punts	3	Matt Haack	at Bills	09/12
Punts Inside the 20	2	Matt Haack	at Bills	09/12
Punting Average	45.7	Matt Haack	at Bills	09/12
INTERCEPTIONS				
TACKLES				
Tackles	7	Taron Johnson	at Bills	09/12
Sacks	1.0	Mario Addison	at Bills	09/12
		Jordan Poyer	at Bills	09/12
SCORING				
Touchdowns	1	Gabriel Davis	at Bills	09/12
Field Goals Attempted	3	Tyler Bass	at Bills	09/12
Field Goals Made	3	Tyler Bass	at Bills	09/12
MISC. YARDS				
Yards From Scrimmage	80	Devin Singletary	at Bills	09/12
Combined Net Yards	144	Isaiah McKenzie	at Bills	09/12
OPPONENTS LONGEST PLAYS			OPPONENT	DATE
RUSHING				
Run From Scrimmage	25	Devin Singletary	at Bills	09/12
RECEIVING				
Pass Reception	37	Gabriel Davis	at Bills	09/12
Touchdown Reception	3	Gabriel Davis	at Bills	09/12
PASSING				
Passing Long	37	Josh Allen	at Bills	09/12
Touchdown Pass Long	3	Josh Allen	at Bills	09/12
RETURNS				
Punt Return	1	Isaiah McKenzie	at Bills	09/12
Kickoff Return	75	Isaiah McKenzie	at Bills	09/12
KICKING				
Punt	55	Matt Haack	at Bills	09/12
Field Goal	42	Tyler Bass	at Bills	09/12
Field Goal Attempt	42	Tyler Bass	at Bills	09/12

2021 REGULAR SEASON

WEEK 1: STEELERS 23, BILLS 16

SEPTEMBER 12, 2021

STEELERS

BILLS

#	RECD	LOST	POSS	OBTAINED	BEGAN	PLAYS	YDS	PEN	NET	1ST	ENDED	GIVEN UP	#	RECD	LOST	POSS	OBTAINED	BEGAN	PLAYS	YDS	PEN	NET	1ST	ENDED	GIVEN UP
1	13:30	10:35	2:55	Kickoff	PIT 25	5	22	0	22	1	PIT 47	Punt	1	15:00	13:30	1:30	Kickoff	PIT 24	4	5	0	5	0	PIT 19	Field Goal
2	05:05	03:50	1:15	Punt	PIT 20	3	5	-12	-7	0	PIT 13	Punt	2	10:35	05:05	5:30	Punt	BUF 12	10	53	-20	33	3	BUF 45	Punt
3	02:41	14:01	3:40	Punt	PIT 13	6	25	0	25	1	PIT 38	Punt	3	03:50	02:41	1:09	Punt	BUF 37	3	9	0	9	0	BUF 46	Punt
4	10:58	09:32	1:26	Punt	PIT 7	3	2	-4	-2	0	PIT 5	Punt	4	14:01	10:58	3:03	Punt	BUF 23	7	34	0	34	2	PIT 43	Punt
5	08:38	06:01	2:37	Fumble	PIT 45	4	0	0	0	1	PIT 45	Punt	5	09:32	08:38	0:54	Punt	PIT 35	3	-8	0	-8	0	PIT 38	Fumble
6	00:22	00:00	0:22	Kickoff	PIT 25	1	-1	0	-1	0	PIT 25	End Half	6	06:01	00:22	5:39	Punt	BUF 9	13	96	-5	91	5	PIT 3	Touchdown
7	15:00	10:23	4:37	Kickoff	PIT 25	10	64	5	69	4	BUF 6	Field Goal	7	10:23	05:48	4:35	Kickoff	BUF 25	12	40	0	40	3	PIT 35	Downs
8	05:48	01:47	4:01	Downs	PIT 36	11	62	0	62	3	BUF 2	Field Goal	8	01:47	13:42	3:05	Kickoff	BUF 25	8	27	0	27	2	PIT 41	Downs
9	13:42	11:19	2:23	Downs	PIT 48	4	26	26	52	3	BUF 5	Touchdown	9	11:19	09:45	1:34	Kickoff	BUF 25	3	-2	0	-2	0	BUF 23	Blocked Punt
10	05:23	02:42	2:41	Kickoff	PIT 25	9	49	-1	48	3	BUF 27	Field Goal	10	09:45	05:23	4:22	Kickoff	BUF 26	9	67	0	67	3	PIT 7	Field Goal
11	00:46	00:00	0:46	Kickoff	BUF 45	2	-2	0	-2	0	BUF 46	End Game	11	02:42	00:46	1:56	Kickoff	BUF 36	10	50	-10	40	4	PIT 24	Field Goal

STEELERS 2021 REGULAR SEASON SCORING DRIVES

DATE	OPPONENT	ACQUIRED	DRIVE START	PLAYS	YARDS	Q/TIME	FIRST DOWNS	SCORING PLAY	PIT	OPP
09/12	at Buffalo	Kickoff	PIT 25	10	69	Q3/4:37	4	C. Boswell: 24-yard FG	3	10
		Downs	PIT 36	11	62	Q3/4:01	3	C. Boswell: 20-yard FG	6	10
		Downs	PIT 48	4	52	Q4/2:23	3	D. Johnson: 5-yard pass from B. Roethlisberger	13	10
		Kickoff	PIT 25	9	48	Q4/2:41	3	C. Boswell: 45-yard FG	23	13
09/19	Las Vegas	--	--	--	--	--	--	--	--	--
09/26	Cincinnati	--	--	--	--	--	--	--	--	--
10/03	at Green Bay	--	--	--	--	--	--	--	--	--
10/10	Denver	--	--	--	--	--	--	--	--	--
10/17	Seattle	--	--	--	--	--	--	--	--	--
10/31	at Cleveland	--	--	--	--	--	--	--	--	--
11/08	Chicago	--	--	--	--	--	--	--	--	--
11/14	Detroit	--	--	--	--	--	--	--	--	--
11/21	at L.A. Chargers	--	--	--	--	--	--	--	--	--
11/28	at Cincinnati	--	--	--	--	--	--	--	--	--
12/05	Baltimore	--	--	--	--	--	--	--	--	--
12/09	at Minnesota	--	--	--	--	--	--	--	--	--
12/19	Tennessee	--	--	--	--	--	--	--	--	--
12/26	at Kansas City	--	--	--	--	--	--	--	--	--
01/03	Cleveland	--	--	--	--	--	--	--	--	--
01/09	at Baltimore	--	--	--	--	--	--	--	--	--
AVG				8.5	57.8	3:25	3.3			
TOTALS				34	231	13:42	13			

STEELERS OPPONENTS 2021 REGULAR SEASON SCORING DRIVES

DATE	OPPONENT	ACQUIRED	DRIVE START	PLAYS	YARDS	Q/TIME	FIRST DOWNS	SCORING PLAY	PIT	OPP
09/12	at Buffalo	Kickoff	PIT 24	4	5	Q1/1:30	0	T. Bass: 37-yard FG	0	3
		Punt	BUF 9	13	91	Q2/5:39	5	G. Davis: 3-yard pass from J. Allen	0	10
		Kickoff	BUF 26	9	67	Q4/4:22	3	T. Bass: 25-yard FG	20	13
		Kickoff	BUF 36	10	40	Q4/1:56	4	T. Bass: 42-yard FG	23	16
09/19	Las Vegas	--	--	--	--	--	--	--	--	--
09/26	Cincinnati	--	--	--	--	--	--	--	--	--
10/03	at Green Bay	--	--	--	--	--	--	--	--	--
10/10	Denver	--	--	--	--	--	--	--	--	--
10/17	Seattle	--	--	--	--	--	--	--	--	--
10/31	at Cleveland	--	--	--	--	--	--	--	--	--
11/08	Chicago	--	--	--	--	--	--	--	--	--
11/14	Detroit	--	--	--	--	--	--	--	--	--
11/21	at L.A. Chargers	--	--	--	--	--	--	--	--	--
11/28	at Cincinnati	--	--	--	--	--	--	--	--	--
12/05	Baltimore	--	--	--	--	--	--	--	--	--
12/09	at Minnesota	--	--	--	--	--	--	--	--	--
12/19	Tennessee	--	--	--	--	--	--	--	--	--
12/26	at Kansas City	--	--	--	--	--	--	--	--	--
01/03	Cleveland	--	--	--	--	--	--	--	--	--
01/09	at Baltimore	--	--	--	--	--	--	--	--	--
AVG				9.0	50.8	3:21	3.0			
TOTALS				36	203	13:27	12			

STEELERS 2021 REGULAR SEASON THIRD DOWN EFFICIENCY

STEELERS												
Date	Opponent	3rd & 1	3rd & 2	3rd & 3	3rd & 4	3rd & 5	3rd & 6	3rd & 7	3rd & 8	3rd & 9	3rd & 10+	Total
09/12	at Buffalo	1 / 1	1 / 1	0 / 0	1 / 4	0 / 1	0 / 1	0 / 0	1 / 1	0 / 0	0 / 3	4 / 12
09/19	Las Vegas	--	--	--	--	--	--	--	--	--	--	--
09/26	Cincinnati	--	--	--	--	--	--	--	--	--	--	--
10/03	at Green Bay	--	--	--	--	--	--	--	--	--	--	--
10/10	Denver	--	--	--	--	--	--	--	--	--	--	--
10/17	Seattle	--	--	--	--	--	--	--	--	--	--	--
10/31	at Cleveland	--	--	--	--	--	--	--	--	--	--	--
11/08	Chicago	--	--	--	--	--	--	--	--	--	--	--
11/14	Detroit	--	--	--	--	--	--	--	--	--	--	--
11/21	at L.A. Chargers	--	--	--	--	--	--	--	--	--	--	--
11/28	at Cincinnati	--	--	--	--	--	--	--	--	--	--	--
12/05	Baltimore	--	--	--	--	--	--	--	--	--	--	--
12/09	at Minnesota	--	--	--	--	--	--	--	--	--	--	--
12/19	Tennessee	--	--	--	--	--	--	--	--	--	--	--
12/26	at Kansas City	--	--	--	--	--	--	--	--	--	--	--
01/03	Cleveland	--	--	--	--	--	--	--	--	--	--	--
01/09	at Baltimore	--	--	--	--	--	--	--	--	--	--	--
TOTALS		1 / 1	1 / 1	0 / 0	1 / 4	0 / 1	0 / 1	0 / 0	1 / 1	0 / 0	0 / 3	4 / 12
		100.0%	100.0%	0.0%	25.0%	0.0%	0.0%	0.0%	100.0%	0.0%	0.0%	33.3%
		3RD & 1-3: 2 / 2 = 100.0%			3RD & 4-6: 1 / 6 = 16.7%			3RD & 7-10+: 1 / 4 = 25.0%				

OPPONENT 2021 REGULAR SEASON THIRD DOWN EFFICIENCY

OPPONENT												
Date	Opponent	3rd & 1	3rd & 2	3rd & 3	3rd & 4	3rd & 5	3rd & 6	3rd & 7	3rd & 8	3rd & 9	3rd & 10+	Total
09/12	at Buffalo	1 / 2	0 / 0	3 / 5	0 / 0	1 / 3	0 / 1	0 / 0	1 / 2	1 / 1	1 / 4	8 / 18
09/19	Las Vegas	--	--	--	--	--	--	--	--	--	--	--
09/26	Cincinnati	--	--	--	--	--	--	--	--	--	--	--
10/03	at Green Bay	--	--	--	--	--	--	--	--	--	--	--
10/10	Denver	--	--	--	--	--	--	--	--	--	--	--
10/17	Seattle	--	--	--	--	--	--	--	--	--	--	--
10/31	at Cleveland	--	--	--	--	--	--	--	--	--	--	--
11/08	Chicago	--	--	--	--	--	--	--	--	--	--	--
11/14	Detroit	--	--	--	--	--	--	--	--	--	--	--
11/21	at L.A. Chargers	--	--	--	--	--	--	--	--	--	--	--
11/28	at Cincinnati	--	--	--	--	--	--	--	--	--	--	--
12/05	Baltimore	--	--	--	--	--	--	--	--	--	--	--
12/09	at Minnesota	--	--	--	--	--	--	--	--	--	--	--
12/19	Tennessee	--	--	--	--	--	--	--	--	--	--	--
12/26	at Kansas City	--	--	--	--	--	--	--	--	--	--	--
01/03	Cleveland	--	--	--	--	--	--	--	--	--	--	--
01/09	at Baltimore	--	--	--	--	--	--	--	--	--	--	--
TOTALS		1 / 2	0 / 0	3 / 5	0 / 0	1 / 3	0 / 1	0 / 0	1 / 2	1 / 1	1 / 4	8 / 18
		50.0%	0.0%	60.0%	0.0%	33.3%	0.0%	0.0%	50.0%	100.0%	25.0%	44.4%
		3RD & 1-3: 4 / 7 = 57.1%			3RD & 4-6: 1 / 4 = 25.0%			3RD & 7-10+: 3 / 7 = 42.9%				

2021 REGULAR SEASON FOURTH DOWN EFFICIENCY													
STEELERS								OPPONENT					
Date	Opponent	4th & 1	4th & 2	4th & 3	4th & 4	4th & 5+	Total	4th & 1	4th & 2	4th & 3	4th & 4	4th & 5+	Total
09/12	at Buffalo	0 / 0	0 / 0	0 / 0	0 / 0	0 / 0	0 / 0	0 / 1	0 / 0	0 / 0	0 / 0	1 / 2	1 / 3
09/19	Las Vegas	--	--	--	--	--	--	--	--	--	--	--	--
09/26	Cincinnati	--	--	--	--	--	--	--	--	--	--	--	--
10/03	at Green Bay	--	--	--	--	--	--	--	--	--	--	--	--
10/10	Denver	--	--	--	--	--	--	--	--	--	--	--	--
10/17	Seattle	--	--	--	--	--	--	--	--	--	--	--	--
10/31	at Cleveland	--	--	--	--	--	--	--	--	--	--	--	--
11/08	Chicago	--	--	--	--	--	--	--	--	--	--	--	--
11/14	Detroit	--	--	--	--	--	--	--	--	--	--	--	--
11/21	at L.A. Chargers	--	--	--	--	--	--	--	--	--	--	--	--
11/28	at Cincinnati	--	--	--	--	--	--	--	--	--	--	--	--
12/05	Baltimore	--	--	--	--	--	--	--	--	--	--	--	--
12/09	at Minnesota	--	--	--	--	--	--	--	--	--	--	--	--
12/19	Tennessee	--	--	--	--	--	--	--	--	--	--	--	--
12/26	at Kansas City	--	--	--	--	--	--	--	--	--	--	--	--
01/03	Cleveland	--	--	--	--	--	--	--	--	--	--	--	--
01/09	at Baltimore	--	--	--	--	--	--	--	--	--	--	--	--
TOTALS		0 / 0	0 / 0	0 / 0	0 / 0	0 / 0	0 / 0	0 / 1	0 / 0	0 / 0	0 / 0	1 / 2	1 / 3
		0.0%	0.0%	0.0%	0.0%	0.0%	0.0%	0.0%	0.0%	0.0%	0.0%	50.0%	33.3%

BIG PLAYS

MIN. RUNS 10; RECEPTIONS 20; RETURNS 30 YARDS

Date	Opp	Gain	Player	Qtr	Result
09/12	at BUF	25	Chase Claypool	3	FG
09/12	at BUF	24	Ben Roethlisberger to Pat Freiermuth	3	FG
09/12	at BUF	24	Ben Roethlisberger to JuJu Smith-Schuster	4	FG
09/12	at BUF	22	Ben Roethlisberger to Chase Claypool	3	FG
09/12	at BUF	18	Najee Harris	4	TD

BIG RUN PLAYS

MIN. 10 YARDS

Date	Opp	Gain	Player	Qtr	Result
09/12	at BUF	25	Chase Claypool	3	FG
09/12	at BUF	18	Najee Harris	4	TD

BIG PASS PLAYS

MIN. 20 YARDS

Date	Opp	Gain	Player	Qtr	Result
09/12	at BUF	24	Ben Roethlisberger to Pat Freiermuth	3	FG
09/12	at BUF	24	Ben Roethlisberger to JuJu Smith-Schuster	4	FG
09/12	at BUF	22	Ben Roethlisberger to Chase Claypool	3	FG

* - result within the same drive

BIG PLAYS

MIN. RUNS 10; RECEPTIONS 20; RETURNS 30 YARDS

Date	Opp	Gain	Player	Qtr	Result
09/12	at BUF	75	Isaiah McKenzie	1	FG
09/12	at BUF	37	Josh Allen to Gabriel Davis	2	TD
09/12	at BUF	25	Devin Singletary	4	FG
09/12	at BUF	15	Devin Singletary	4	FG
09/12	at BUF	11	Josh Allen	3	Downs

BIG RUN PLAYS

MIN. 10 YARDS

Date	Opp	Gain	Player	Qtr	Result
09/12	at BUF	25	Devin Singletary	4	FG
09/12	at BUF	15	Devin Singletary	4	FG
09/12	at BUF	11	Josh Allen	3	Downs

BIG PASS PLAYS

MIN. 20 YARDS

Date	Opp	Gain	Player	Qtr	Result
09/12	at BUF	37	Josh Allen to Gabriel Davis	2	TD

* - result within the same drive

DATE	OPPONENT	RUSHES				RECEPTIONS				RETURNS			
		GAIN	PLAYER	QTR	RESULT	GAIN	PLAYER	QTR	RESULT	GAIN	PLAYER	QTR	RESULT
09/12	at Buffalo	25 18	Chase Claypool Najee Harris	3 4	FG TD	22 24 24	Chase Claypool Pat Freiermuth JuJu Smith-Schuster	3 3 4	FG FG FG				
09/19	Las Vegas	--	--	--	--	--	--	--	--	--	--	--	--
09/26	Cincinnati	--	--	--	--	--	--	--	--	--	--	--	--
10/03	at Green Bay	--	--	--	--	--	--	--	--	--	--	--	--
10/10	Denver	--	--	--	--	--	--	--	--	--	--	--	--
10/17	Seattle	--	--	--	--	--	--	--	--	--	--	--	--
10/31	at Cleveland	--	--	--	--	--	--	--	--	--	--	--	--
11/08	Chicago	--	--	--	--	--	--	--	--	--	--	--	--
11/14	Detroit	--	--	--	--	--	--	--	--	--	--	--	--
11/21	at L.A. Chargers	--	--	--	--	--	--	--	--	--	--	--	--
11/28	at Cincinnati	--	--	--	--	--	--	--	--	--	--	--	--
12/05	Baltimore	--	--	--	--	--	--	--	--	--	--	--	--
12/09	at Minnesota	--	--	--	--	--	--	--	--	--	--	--	--
12/19	Tennessee	--	--	--	--	--	--	--	--	--	--	--	--
12/26	at Kansas City	--	--	--	--	--	--	--	--	--	--	--	--
01/03	Cleveland	--	--	--	--	--	--	--	--	--	--	--	--
01/09	at Baltimore	--	--	--	--	--	--	--	--	--	--	--	--

-- result within the same drive

* - result within the same drive

2021 REGULAR SEASON - 30+ YARD KICKOFF/10+ YARD PUNT/10+ YARD BLOCKED KICK RETURNS/20+ YARD INTERCEPTION/10+ YARD FUMBLE													
DATE	OPPONENT	QTR	RETURN	STEELERS PLAYER	YDS.	DOWN	RESULT	QTR	RETURN	OPP. PLAYER	YDS.	DOWN	RESULT
09/12	at Buffalo			NONE				1	KO	Isalah McKenzie	75	BUF 35	Punt
09/19		--	--	--	--	--	--	--	--	--	--	--	--
09/26		--	--	--	--	--	--	--	--	--	--	--	--
10/03		--	--	--	--	--	--	--	--	--	--	--	--
10/10		--	--	--	--	--	--	--	--	--	--	--	--
10/17		--	--	--	--	--	--	--	--	--	--	--	--
10/31		--	--	--	--	--	--	--	--	--	--	--	--
11/08		--	--	--	--	--	--	--	--	--	--	--	--
11/14		--	--	--	--	--	--	--	--	--	--	--	--
11/21		--	--	--	--	--	--	--	--	--	--	--	--
11/28		--	--	--	--	--	--	--	--	--	--	--	--
12/05		--	--	--	--	--	--	--	--	--	--	--	--
12/09		--	--	--	--	--	--	--	--	--	--	--	--
12/19		--	--	--	--	--	--	--	--	--	--	--	--
12/26		--	--	--	--	--	--	--	--	--	--	--	--
01/03		--	--	--	--	--	--	--	--	--	--	--	--
01/09		--	--	--	--	--	--	--	--	--	--	--	--
TOTALS		0 - 0 (), 0 TDS						1 - 75 (75.0), 0 TDS					

2021 REGULAR SEASON PITTSBURGH STEELERS DEFENSIVE SUMMARIES (THROUGH WEEK 1)

SEPTEMBER 12, 2021
STEELERS @ BUFFALO BILLS
W 23-16

TOP TACKLERS		SACKS		INTS		FORCED FUMBLES		RECOVERED FUMBLES	
PLAYER	NO.	PLAYER	NO.	PLAYER	NO.	PLAYER	NO.	PLAYER	NO.
D. Bush	10	T. Watt	2.0			D. Bush	1	C. Heyward	1
M. Fitzpatrick	10	C. Heyward	1.0			J. Haden	1		
J. Pierre	6					C. Heyward	1		
J. Schobert	6					T. Watt	1		
T. Alualu	5								
T. Edmunds	5								
J. Haden	5								
T. Norwood	5								
C. Sutton	5								
C. Heyward	4								
A. Highsmith	4								
T. Watt	3								
A. Maulet	2								
I. Buggs	1								
C. Davis	1								
M. Ingram III	1								
C. Wormley	1								

AMERICAN FOOTBALL CONFERENCE							
	OFFENSE				DEFENSE		
	TOTAL	RUSH	PASS	TOTAL	RUSH	PASS	
Baltimore Ravens	6	*1	11	T	16	7	16
Buffalo Bills	10	7	9		*1	5	2
Cincinnati Bengals	11	5	11	T	11	2	15
Cleveland Browns	2	4	5		10	3	14
Denver Broncos	5	2	8		4	*1	6 T
Houston Texans	3	3	6		9	6	13
Indianapolis Colts	12	8	10		6 T	13	5
Jacksonville Jaguars	8	12	4		14	15	11
Kansas City Chiefs	7	15	3		15	14	12
Las Vegas Raiders	*1	11	*1		12	16	4
Los Angeles Chargers	4	9	2	2 T		11	*1
Miami Dolphins	13	14	14		8	10	8
New England Patriots	9	6	7	2 T		4	3
New York Jets	14 T	16	13	6 T		8	9
Pittsburgh Steelers	14 T	13	15	5		9	6 T
Tennessee Titans	16	10	16	13		12	10
NATIONAL FOOTBALL CONFERENCE							
	OFFENSE				DEFENSE		
	TOTAL	RUSH	PASS	TOTAL	RUSH	PASS	
Arizona Cardinals	6	4	7	2	6	3	3
Atlanta Falcons	14	8	15	14	16	10	
Carolina Panthers	9 T	10	8	3	2	6	
Chicago Bears	11 T	5	12	9	5	12	
Dallas Cowboys	*1	13 T	*1	13	3	15	
Detroit Lions	5	9	4	15	11	11	
Green Bay Packers	16	16	13	5 T	15	2	
Los Angeles Rams	8	11	5	5 T	12	5	
Minnesota Vikings	7	12	3	8	13	7	
New Orleans Saints	11 T	2	14	*1	*1	4	
New York Giants	13	13 T	10	10	14	9	
Philadelphia Eagles	3	*1	9	4	10	*1	
San Francisco 49ers	2	6	6	12	9	13	
Seattle Seahawks	9 T	3	11	7	8	8	
Tampa Bay Buccaneers	4	15	2	16	4	16	
Washington	15	7	16	11	7	14	
NATIONAL FOOTBALL LEAGUE							
	OFFENSE				DEFENSE		
	TOTAL	RUSH	PASS	TOTAL	RUSH	PASS	
Arizona Cardinals	11	9	13	2	13	4	
Atlanta Falcons	26	14	31	27	31	17	
Baltimore Ravens	12	*1	22	T	32	12	32
Buffalo Bills	20	15	18	T	3 T	10	5
Carolina Panthers	18 T	18	14	3 T		2	9
Chicago Bears	23 T	10	25	16	8 T	24	
Cincinnati Bengals	21	7	22	T	20	6	29
Cleveland Browns	2	6	11	19	7	27	
Dallas Cowboys	3	28 T	2	26	3	30	
Denver Broncos	10	4	17	8	4 T	14 T	
Detroit Lions	8	16	8	28	22	23	
Green Bay Packers	32	32	26	9 T	30	3	
Houston Texans	4	5	12	18	11	26	
Indianapolis Colts	22	17	21	14 T	25	13	
Jacksonville Jaguars	15	22	7	29	28	21	
Kansas City Chiefs	14	26	6	31	27	22	
Las Vegas Raiders	*1	21	*1	21	32	10 T	
Los Angeles Chargers	9	19	5	5 T	21	*1	
Los Angeles Rams	17	24 T	9	9 T	23	8	
Miami Dolphins	27 T	24 T	27	17	20	18	
Minnesota Vikings	13	27	4	12	26	10 T	
New England Patriots	16	13	15	5 T	8 T	6	
New Orleans Saints	23 T	3	30	*1	*1	7	
New York Giants	25	28 T	18	T	23	29	16
New York Jets	29 T	31	24	14 T	15	19	
Philadelphia Eagles	6	2	16	7	19	2	
Pittsburgh Steelers	29 T	23	28	13	18	14 T	
San Francisco 49ers	5	11	10	25	17	25	
Seattle Seahawks	18 T	8	20	11	16	12	
Tampa Bay Buccaneers	7	30	3	30	4 T	31	
Tennessee Titans	31	20	29	22	24	20	
Washington	27 T	12	32	24	14	28	

* = NFL leader | T = Tied for position

2021 REGULAR SEASON																			
NFL										AFC									
		OFFENSE				DEFENSE						OFFENSE				DEFENSE			
DATE	OPPONENT	TOTAL	RUSH	PASS	*POINTS SCORED	TOTAL	RUSH	PASS	*POINTS SCORED	DATE	OPPONENT	TOTAL	RUSH	PASS	*POINTS SCORED	TOTAL	RUSH	PASS	*POINTS SCORED
09/12	at Buffalo	T-29	23	28	18	13	18	T-14	T-7	09/12	at Buffalo	T-14	13	15	8	5	9	T-6	T-2
09/19	Las Vegas	--	--	--	--	--	--	--	--	09/19	Las Vegas	--	--	--	--	--	--	--	--
09/26	Cincinnati	--	--	--	--	--	--	--	--	09/26	Cincinnati	--	--	--	--	--	--	--	--
10/03	@ Green Bay	--	--	--	--	--	--	--	--	10/03	@ Green Bay	--	--	--	--	--	--	--	--
10/10	Denver	--	--	--	--	--	--	--	--	10/10	Denver	--	--	--	--	--	--	--	--
10/17	Seattle	--	--	--	--	--	--	--	--	10/17	Seattle	--	--	--	--	--	--	--	--
[bye]	--	--	--	--	--	--	--	--	--	[bye]	--	--	--	--	--	--	--	--	--
11/08	Chicago	--	--	--	--	--	--	--	--	11/08	Chicago	--	--	--	--	--	--	--	--
11/14	Detroit	--	--	--	--	--	--	--	--	11/14	Detroit	--	--	--	--	--	--	--	--
11/21	@ L.A. Chargers	--	--	--	--	--	--	--	--	11/21	@ L.A. Chargers	--	--	--	--	--	--	--	--
11/28	@ Cincinnati	--	--	--	--	--	--	--	--	11/28	@ Cincinnati	--	--	--	--	--	--	--	--
12/05	Baltimore	--	--	--	--	--	--	--	--	12/05	Baltimore	--	--	--	--	--	--	--	--
12/09	@ Minnesota	--	--	--	--	--	--	--	--	12/09	@ Minnesota	--	--	--	--	--	--	--	--
12/19	Tennessee	--	--	--	--	--	--	--	--	12/19	Tennessee	--	--	--	--	--	--	--	--
12/26	@ Kansas City	--	--	--	--	--	--	--	--	12/26	@ Kansas City	--	--	--	--	--	--	--	--
01/03	Cleveland	--	--	--	--	--	--	--	--	01/03	Cleveland	--	--	--	--	--	--	--	--
01/09	@ Baltimore	--	--	--	--	--	--	--	--	01/09	@ Baltimore	--	--	--	--	--	--	--	--

*Points per game

2021 REGULAR SEASON STEELERS GAME-BY-GAME OFFENSE																		
	09/12	09/19	09/26	10/03	10/10	10/17	10/31	11/08	11/14	11/21	11/28	12/05	12/09	12/19	12/26	01/03	01/09	
	@	LV	CIN	@	DEN	SEA	@	CHI	DET	@	CIN	BAL	@	TEN	@	KC	CLE	@
	BUF																	
FIRST DOWNS																		
Total	16																	16
Rushing	4																	4
Passing	9																	9
Penalty	3																	3
THIRD DOWNS																		
Attempts	12																	12
Converted	4																	4
Percentage	33.3%																	33.3%
FOURTH DOWNS																		
Attempts	0																	0
Converted	0																	0
Percentage	0																	0
TOT. OFFENSE																		
Net Yards	252																	252
Plays	55																	55
Avg./Play	4.6																	4.6
RUSHING																		
Net Yards	75																	75
Rush. Att.	21																	21
Avg./Att.	3.6																	3.6
PASSING																		
Net Yards	177																	177
Attempts	32																	32
Completions	18																	18
Intercepted	0																	0
Gross Yards	188																	188
Sacked	2.0																	2.0
Yards Lost	11																	11
ADVANCES																		
Rushes	21																	21
Completions	18																	18
Totals	39																	39
Total Drives	11																	11
PENALTIES																		
Number	5																	5
Yards	32																	32
FUMBLES																		
Number	1																	1
Lost	0																	0
PUNTING																		
Yards	207																	207
Punts	5																	5
Net Avg.	41.2																	41.2
Gross Avg.	41.4																	41.4
SCORING																		
Points	23																	23
Q1	0																	0
Q2	0																	0
Q3	6																	6
Q4	17																	17
OT	0																	0
TD Rushing	0																	0
TD Passing	1																	1
TD KO Returns	0																	0
TD Punt Returns	0																	0
TD Sp. Teams	1																	1
TD Def. Returns	0																	0
FG Attempts	3																	3
FG Made	3																	3
Safety	0																	0
2-Pt Attempts	0																	0
2-Pt Made	0																	0
Time of Possession	26:43																	26:43

2021 REGULAR SEASON STEELERS GAME-BY-GAME DEFENSE																			
	09/12	09/19	09/26	10/03	10/10	10/17	10/31	11/08	11/14	11/21	11/28	12/05	12/09	12/19	12/26	01/03	01/09		
	@	LV	CIN	@	DEN	SEA	@	CLE	CHI	DET	@	@	BAL	@	TEN	@	CLE	@	Totals
FIRST DOWNS																			
Total	22																		22
Rushing	8																		8
Passing	13																		13
Penalty	1																		1
THIRD DOWNS																			
Attempts	18																		18
Converted	8																		8
Percentage	44.4%																		44.4%
FOURTH DOWNS																			
Attempts	3																		3
Converted	1																		1
Percentage	33.3%																		33.3%
TOT. OFFENSE																			
Net Yards	371																		371
Plays	79																		79
Avg./Play	4.7																		4.7
RUSHING																			
Net Yards	117																		117
Rush. Att.	25																		25
Avg./Att.	4.7																		4.7
PASSING																			
Net Yards	254																		254
Attempts	51																		51
Completions	30																		30
Intercepted	0																		0
Gross Yards	270																		270
Sacked	3.0																		3.0
Yards Lost	16																		16
ADVANCES																			
Rushes	25																		25
Completions	30																		30
Totals	55																		55
Total Drives	11																		11
PENALTIES																			
Number	8																		8
Yards	81																		81
FUMBLES																			
Number	4																		4
Lost	1																		1
PUNTING																			
Yards	137																		137
Punts	4																		4
Net Avg.	22.4																		28.0
Gross Avg.	34.3																		34.3
SCORING																			
Points	16																		16
Q1	3																		3
Q2	7																		7
Q3	0																		0
Q4	6																		6
OT	0																		0
TD Rushing	0																		0
TD Passing	1																		1
TD KO Returns	0																		0
TD Punt Returns	0																		0
TD Sp. Teams	0																		0
TD Def. Returns	0																		0
FG Attempts	3																		3
FG Made	3																		3
Safety	0																		0
2-Pt Attempts	0																		0
2-Pt Made	0																		0
Time of Possession	33:17																		33:17

2021 REGULAR SEASON																	
		STEELERS								OPPONENT							
		FIRST HALF				SECOND HALF				FIRST HALF				SECOND HALF			
DATE	OPPONENT	PLAYS	YDS	TIME	RESULT	PLAYS	YDS	TIME	RESULT	PLAYS	YDS	TIME	RESULT	PLAYS	YDS	TIME	RESULT
09/12	at Bills	5	22	2:55	Punt	10	69	4:37	FG	4	5	1:30	FG	12	40	4:35	Downs
09/19	Raiders	--	--	--	--	--	--	--	--	--	--	--	--	--	--	--	--
09/26	Bengals	--	--	--	--	--	--	--	--	--	--	--	--	--	--	--	--
10/03	at Packers	--	--	--	--	--	--	--	--	--	--	--	--	--	--	--	--
10/10	Broncos	--	--	--	--	--	--	--	--	--	--	--	--	--	--	--	--
10/17	Seahawks	--	--	--	--	--	--	--	--	--	--	--	--	--	--	--	--
10/31	at Browns	--	--	--	--	--	--	--	--	--	--	--	--	--	--	--	--
11/08	Bears	--	--	--	--	--	--	--	--	--	--	--	--	--	--	--	--
11/14	Lions	--	--	--	--	--	--	--	--	--	--	--	--	--	--	--	--
11/21	at Chargers	--	--	--	--	--	--	--	--	--	--	--	--	--	--	--	--
11/28	at Bengals	--	--	--	--	--	--	--	--	--	--	--	--	--	--	--	--
12/05	Ravens	--	--	--	--	--	--	--	--	--	--	--	--	--	--	--	--
12/09	at Vikings	--	--	--	--	--	--	--	--	--	--	--	--	--	--	--	--
12/19	Titans	--	--	--	--	--	--	--	--	--	--	--	--	--	--	--	--
12/26	at Chiefs	--	--	--	--	--	--	--	--	--	--	--	--	--	--	--	--
01/03	Browns	--	--	--	--	--	--	--	--	--	--	--	--	--	--	--	--
01/09	at Ravens	--	--	--	--	--	--	--	--	--	--	--	--	--	--	--	--

2021 REGULAR SEASON - DEFENSIVE TAKEAWAYS

DATE	OPPONENT	TAKEAWAY	QTR.	SCORE	YD-LINE	RESULT
09/12	at Buffalo	C. Heyward FR (T. Watt FF)	2	0-3	PIT-45	Punt
09/19	Las Vegas	--	--	--	--	--
09/26	Cincinnati	--	--	--	--	--
10/03	at Green Bay	--	--	--	--	--
10/10	Denver	--	--	--	--	--
10/17	Seattle	--	--	--	--	--
10/31	at Cleveland	--	--	--	--	--
11/08	Chicago	--	--	--	--	--
11/14	Detroit	--	--	--	--	--
11/21	at L.A. Chargers	--	--	--	--	--
11/28	at Cincinnati	--	--	--	--	--
12/05	Baltimore	--	--	--	--	--
12/09	at Minnesota	--	--	--	--	--
12/19	Tennessee	--	--	--	--	--
12/26	at Kansas City	--	--	--	--	--
01/03	Cleveland	--	--	--	--	--
01/09	at Baltimore	--	--	--	--	--

2021 REGULAR SEASON - OFFENSIVE GIVEAWAYS

DATE	OPPONENT	TAKEAWAY	QTR.	SCORE	YD-LINE	RESULT
09/12	at Buffalo	None				
09/19	Las Vegas	--	--	--	--	--
09/26	Cincinnati	--	--	--	--	--
10/03	at Green Bay	--	--	--	--	--
10/10	Denver	--	--	--	--	--
10/17	Seattle	--	--	--	--	--
10/31	at Cleveland	--	--	--	--	--
11/08	Chicago	--	--	--	--	--
11/14	Detroit	--	--	--	--	--
11/21	at L.A. Chargers	--	--	--	--	--
11/28	at Cincinnati	--	--	--	--	--
12/05	Baltimore	--	--	--	--	--
12/09	at Minnesota	--	--	--	--	--
12/19	Tennessee	--	--	--	--	--
12/26	at Kansas City	--	--	--	--	--
01/03	Cleveland	--	--	--	--	--
01/09	at Baltimore	--	--	--	--	--

2021 REGULAR SEASON - TURNOVERS

Offense:	0 Giveaways 0 Points (0 TD, 0 FG)	Ratio +1 (1 take, 0 gives)
Defense:	1 Takeaway 0 Points (0 TD, 0 FG)	
Special Teams:	0 Giveaways 0 Points (0 TD, 0 FG) 0 Takeaways 0 Points (0 TD, 0 FG)	Points Off Turnovers Ratio 0 (0 scored, 0 allowed)

		FORCED TURNOVERS			TURNOVERS CONVERTED					OUTCOME	
DATE	OPPONENT	FUM	INTS	TOTAL	TD	FG	PTS.	PTS. PCT.	TD PCT.	NET DIFF.	RESULT
09/12	Pittsburgh	1	0	1	0	0	0	0.0	0.0	+1	W
	at Buffalo	0	0	0	0	0	0	0.0	0.0	-1	L
09/19	Las Vegas	--	--	--	--	--	--	--	--	--	--
09/26	Cincinnati	--	--	--	--	--	--	--	--	--	--
10/03	at Green Bay	--	--	--	--	--	--	--	--	--	--
10/10	Denver	--	--	--	--	--	--	--	--	--	--
10/17	Seattle	--	--	--	--	--	--	--	--	--	--
10/31	at Cleveland	--	--	--	--	--	--	--	--	--	--
11/08	Chicago	--	--	--	--	--	--	--	--	--	--
11/14	Detroit	--	--	--	--	--	--	--	--	--	--
11/21	at L. A. Chargers	--	--	--	--	--	--	--	--	--	--
11/28	at Cincinnati	--	--	--	--	--	--	--	--	--	--
12/05	Baltimore	--	--	--	--	--	--	--	--	--	--
12/09	at Minnesota	--	--	--	--	--	--	--	--	--	--
12/19	Tennessee	--	--	--	--	--	--	--	--	--	--
12/26	at Kansas City	--	--	--	--	--	--	--	--	--	--
01/03	Cleveland	--	--	--	--	--	--	--	--	--	--
01/09	at Baltimore	--	--	--	--	--	--	--	--	--	--
	STEELERS	1	0	1	0	0	0	0.0	0.0	+1	1-0
	OPPONENTS	0	0	0	0	0	0	0.0	0.0	-1	0-1

2021 REGULAR SEASON INDIVIDUAL GAME-BY-GAME STATS														
PASSING:		JOSHUA DOBBS												
DATE	OPP.	ATT	CMP	YDS	CMP%	Y/A	Y/C	TD	TD%	INT	INT%	LG	SK/YD	RATE
09/12	at Buffalo	INJURED RESERVE												
09/19	Las Vegas													
09/26	Cincinnati													
10/03	at Green Bay													
10/10	Denver													
10/17	Seattle													
10/31	at Cleveland													
11/08	Chicago													
11/14	Detroit													
11/21	at L.A. Chargers													
11/28	at Cincinnati													
12/05	Baltimore													
12/09	at Minnesota													
12/19	Tennessee													
12/26	at Kansas City													
01/03	Cleveland													
01/09	at Baltimore													
TOTALS		0	0	0	0.0%	0.0	0.0	0	0.0%	0	0.0%	--	0/0	0.0

PASSING:		DWAYNE HASKINS												
DATE	OPP.	ATT	CMP	YDS	CMP%	Y/A	Y/C	TD	TD%	INT	INT%	LG	SK/YD	RATE
09/12	at Buffalo	ON INACTIVE LIST												
09/19	Las Vegas													
09/26	Cincinnati													
10/03	at Green Bay													
10/10	Denver													
10/17	Seattle													
10/31	at Cleveland													
11/08	Chicago													
11/14	Detroit													
11/21	at L.A. Chargers													
11/28	at Cincinnati													
12/05	Baltimore													
12/09	at Minnesota													
12/19	Tennessee													
12/26	at Kansas City													
01/03	Cleveland													
01/09	at Baltimore													
TOTALS		0	0	0	0.0%	0.0	0.0	0	0.0%	0	0.0%	--	0/0	0.0

PASSING:		BEN ROETHLISBERGER												
DATE	OPP.	ATT	CMP	YDS	CMP%	Y/A	Y/C	TD	TD%	INT	INT%	LG	SK/YD	RATE
09/12	at Buffalo	32	18	188	56.3%	5.9	10.4	1	3.1%	0	0.0%	24	2/11	83.9
09/19	Las Vegas													
09/26	Cincinnati													
10/03	at Green Bay													
10/10	Denver													
10/17	Seattle													
10/31	at Cleveland													
11/08	Chicago													
11/14	Detroit													
11/21	at L.A. Chargers													
11/28	at Cincinnati													
12/05	Baltimore													
12/09	at Minnesota													
12/19	Tennessee													
12/26	at Kansas City													
01/03	Cleveland													
01/09	at Baltimore													
TOTALS		32	18	188	56.3%	5.9	10.4	1	3.1%	0	0.0%	24	2/11	83.9

PASSING:		MASON RUDOLPH												
DATE	OPP.	ATT	CMP	YDS	CMP%	Y/A	Y/C	TD	TD%	INT	INT%	LG	SK/YD	RATE
09/12	at Buffalo	DID NOT PLAY (NON-INJURY)												
09/19	Las Vegas													
09/26	Cincinnati													
10/03	at Green Bay													
10/10	Denver													
10/17	Seattle													
10/31	at Cleveland													
11/08	Chicago													
11/14	Detroit													
11/21	at L.A. Chargers													
11/28	at Cincinnati													
12/05	Baltimore													
12/09	at Minnesota													
12/19	Tennessee													
12/26	at Kansas City													
01/03	Cleveland													
01/09	at Baltimore													
TOTALS		0	0	0	0.0%	0.0	0.0	0	0.0%	0	0.0%	--	0/0	0.0

2021 REGULAR SEASON INDIVIDUAL GAME-BY-GAME STATS																
RUSHING:		CHASE CLAYPOOL					NAJEE HARRIS					BEN ROETHLISBERGER				
DATE	OPP.	NO.	YDS	AVG	LG	TD	NO.	YDS	AVG	LG	TD	NO.	YDS	AVG	LG	TD
09/12	at Buffalo	1	25	25.0	25	0	16	45	2.8	18	0	4	4	1.0	7	0
09/19	Las Vegas															
09/26	Cincinnati															
10/03	at Green Bay															
10/10	Denver															
10/17	Seattle															
10/31	at Cleveland															
11/08	Chicago															
11/14	Detroit															
11/21	at L.A. Chargers															
11/28	at Cincinnati															
12/05	Baltimore															
12/09	at Minnesota															
12/19	Tennessee															
12/26	at Kansas City															
01/03	Cleveland															
01/09	at Baltimore															
TOTALS		1	25	25.0	25	0	16	45	2.8	18	0	4	4	1.0	7	0

2021 REGULAR SEASON INDIVIDUAL GAME-BY-GAME STATS

RECEIVING:		CHASE CLAYPOOL					ERIC EBRON					PAT FREIERMUTH				
DATE	OPP	NO.	YDS	AVG	LG	TD	NO.	YDS	AVG	LG	TD	NO.	YDS	AVG	LG	TD
09/12	at Buffalo	3	45	15.0	22	0	1	19	19.0	19	0	1	24	24.0	24	0
09/19	Las Vegas															
09/26	Cincinnati															
10/03	at Green Bay															
10/10	Denver															
10/17	Seattle															
10/31	at Cleveland															
11/08	Chicago															
11/14	Detroit															
11/21	at L.A. Chargers															
11/28	at Cincinnati															
12/05	Baltimore															
12/09	at Minnesota															
12/19	Tennessee															
12/26	at Kansas City															
01/03	Cleveland															
01/09	at Baltimore															
TOTALS		3	45	15.0	22	0	1	19	19.0	19	0	1	24	24.0	24	0

RECEIVING:		ZACH GENTRY					NAJEE HARRIS					DIONTAE JOHNSON				
DATE	OPP	NO.	YDS	AVG	LG	TD	NO.	YDS	AVG	LG	TD	NO.	YDS	AVG	LG	TD
09/12	at Buffalo	1	-2	-2.0	-2	0	1	4	4.0	4	0	5	36	7.2	14	1
09/19	Las Vegas															
09/26	Cincinnati															
10/03	at Green Bay															
10/10	Denver															
10/17	Seattle															
10/31	at Cleveland															
11/08	Chicago															
11/14	Detroit															
11/21	at L.A. Chargers															
11/28	at Cincinnati															
12/05	Baltimore															
12/09	at Minnesota															
12/19	Tennessee															
12/26	at Kansas City															
01/03	Cleveland															
01/09	at Baltimore															
TOTALS		1	-2	-2.0	-2	0	1	4	4.0	4	0	5	36	7.2	14	1

RECEIVING:		JULIU SMITH-SCHUSTER					JAMES WASHINGTON				
DATE	OPP	NO.	YDS	AVG	LG	TD	NO.	YDS	AVG	LG	TD
09/12	at Buffalo	4	52	13.0	24	0	2	10	5.0	9	0
09/19	Las Vegas										
09/26	Cincinnati										
10/03	at Green Bay										
10/10	Denver										
10/17	Seattle										
10/31	at Cleveland										
11/08	Chicago										
11/14	Detroit										
11/21	at L.A. Chargers										
11/28	at Cincinnati										
12/05	Baltimore										
12/09	at Minnesota										
12/19	Tennessee										
12/26	at Kansas City										
01/03	Cleveland										
01/09	at Baltimore										
TOTALS		4	52	13.0	24	0	2	10	5.0	9	0

2021 REGULAR SEASON INDIVIDUAL DEFENSIVE GAME-BY-GAME STATS																																						
		TYSON ALUALU										ISIAIAH BUGGS										DEVIN BUSH																
DATE	OPP.	S	A	TK	TFL	TLFY	SK	SKY	INT	FR	FF	PR	PD	S	A	TK	TFL	TLFY	SK	SKY	INT	FR	FF	PR	PD	S	A	TK	TFL	TLFY	SK	SKY	INT	FR	FF	PR	PD	
09/12	at Buffalo	2	3	5	0	0	0.0	0.0	0	0	0	1	0	0	1	1	0	0	0.0	0.0	0	0	0	0	0	0	6	4	10	0	0	0.0	0.0	0	0	1	0	0
09/19	Las Vegas																																					
09/26	Cincinnati																																					
10/03	at Green Bay																																					
10/10	Denver																																					
10/17	Seattle																																					
10/31	at Cleveland																																					
11/08	Chicago																																					
11/14	Detroit																																					
11/21	at L.A. Chargers																																					
11/28	at Cincinnati																																					
12/05	Baltimore																																					
12/09	at Minnesota																																					
12/19	Tennessee																																					
12/26	at Kansas City																																					
01/03	Cleveland																																					
01/09	at Baltimore																																					
TOTALS		2	3	5	0	0	0.0	0.0	0	0	0	1	0	0	1	1	0	0	0.0	0.0	0	0	0	0	0	0	6	4	10	0	0	0.0	0.0	0	0	1	0	0

		CARLOS DAVIS												TERRELL EDMUNDS												MINKAH FITZPATRICK												
DATE	OPP.	S	A	TK	TFL	TFLY	SK	SKY	INT	FR	FF	PR	PD	S	A	TK	TFL	TFLY	SK	SKY	INT	FR	FF	PR	PD	S	A	TK	TFL	TFLY	SK	SKY	INT	FR	FF	PR	PD	
09/12	at Buffalo	1	0	1	0	0	0.0	0.0	0	0	0	0	0	4	1	5	0	0	0.0	0.0	0	0	0	0	0	6	4	10	0	0	0.0	0.0	0	0	0	0	0	1
09/19	Las Vegas																																					
09/26	Cincinnati																																					
10/03	at Green Bay																																					
10/10	Denver																																					
10/17	Seattle																																					
10/31	at Cleveland																																					
11/08	Chicago																																					
11/14	Detroit																																					
11/21	at L.A. Chargers																																					
11/28	at Cincinnati																																					
12/05	Baltimore																																					
12/09	at Minnesota																																					
12/19	Tennessee																																					
12/26	at Kansas City																																					
01/03	Cleveland																																					
01/09	at Baltimore																																					
TOTALS		1	0	1	0	0	0.0	0.0	0	0	0	0	0	4	1	5	0	0	0.0	0.0	0	0	0	0	0	6	4	10	0	0	0.0	0.0	0	0	0	0	0	1

	JOE HADEN													CAMERON HEYWARD													ALEX HIGHSMITH												
DATE	OPP	S	A	TK	TFL	TFLY	SK	SKY	INT	FF	FR	PR	PD	S	A	TK	TFL	TFLY	SK	SKY	INT	FF	FR	PR	PD	S	A	TK	TFL	TFLY	SK	SKY	INT	FF	FR	PR	PD		
09/12	at Buffalo	3	2	5	0	0	0.0	0.0	0	0	1	0	0	2	2	4	1	6	1.0	6.0	0	1	1	1	2	3	1	4	0	0	0.0	0.0	0	0	0	0	0	0	
09/19	Las Vegas																																						
09/26	Cincinnati																																						
10/03	at Green Bay																																						
10/10	Denver																																						
10/17	Seattle																																						
10/31	at Cleveland																																						
11/08	Chicago																																						
11/14	Detroit																																						
11/21	at L.A. Chargers																																						
11/28	at Cincinnati																																						
12/05	Baltimore																																						
12/09	at Minnesota																																						
12/19	Tennessee																																						
12/26	at Kansas City																																						
01/03	Cleveland																																						
01/09	at Baltimore																																						
TOTALS		3	2	5	0	0	0.0	0.0	0	0	1	0	0	2	2	4	1	6	1.0	6.0	0	1	1	1	2	3	1	4	0	0	0.0	0.0	0	0	0	0	0	0	

DATE		MELVIN INGRAM III												ARTHUR MAULET												TRE NORWOOD											
OPP.		S	A	TK	TFL	TKLY	SK	SKY	INT	FR	FF	PR	PD	S	A	TK	TFL	TKLY	SK	SKY	INT	FR	FF	PR	PD	S	A	TK	TFL	TKLY	SK	SKY	INT	FR	FF	PR	PD
09/12	at Buffalo	1	0	1	1	3	0.0	0.0	0	0	0	1	1	1	1	2	0	0	0.0	0.0	0	0	0	0	0	4	1	5	0	0	0.0	0.0	0	0	0	0	0
09/19	Las Vegas																																				
09/26	Cincinnati																																				
10/03	at Green Bay																																				
10/10	Denver																																				
10/17	Seattle																																				
10/31	at Cleveland																																				
11/08	Chicago																																				
11/14	Detroit																																				
11/21	at L.A. Chargers																																				
11/28	at Cincinnati																																				
12/05	Baltimore																																				
12/09	at Minnesota																																				
12/19	Tennessee																																				
12/26	at Kansas City																																				
01/03	Cleveland																																				
01/09	at Baltimore																																				
TOTALS		1	0	1	1	3	0.0	0.0	0	0	0	1	1	1	1	2	0	0	0.0	0.0	0	0	0	0	0	4	1	5	0	0	0.0	0.0	0	0	0	0	0

		JAMES PIERRE												JOE SCHOBERT												CAMERON SUTTON											
DATE	OPP.	S	A	TK	TFL	TFL Y	SK	SKY	INT	FR	FF	PR	PD	S	A	TK	TFL	TFL Y	SK	SKY	INT	FR	FF	PR	PD	S	A	TK	TFL	TFL Y	SK	SKY	INT	FR	FF	PR	PD
09/12	at Buffalo	6	0	6	0	0	0.0	0.0	0	0	0	0	1	2	4	6	0	0	0.0	0.0	0	0	0	0	0	5	0	5	2	9	0.0	0.0	0	0	0	0	2
09/19	Las Vegas																																				
09/26	Cincinnati																																				
10/03	at Green Bay																																				
10/10	Denver																																				
10/17	Seattle																																				
10/31	at Cleveland																																				
11/08	Chicago																																				
11/14	Detroit																																				
11/21	at L.A. Chargers																																				
11/28	at Cincinnati																																				
12/05	Baltimore																																				
12/09	at Minnesota																																				
12/19	Tennessee																																				
12/26	at Kansas City																																				
01/03	Cleveland																																				
01/09	at Baltimore																																				
TOTALS		6	0	6	0	0	0.0	0.0	0	0	0	0	1	2	4	6	0	0	0.0	0.0	0	0	0	0	0	5	0	5	2	9	0.0	0.0	0	0	0	0	2

		T.J. WATT												CHRIS WORMLEY											
DATE	OPP.	S	A	TK	TFL	Y	SK	SKY	INT	FR	FF	PR	PD	S	A	TK	TFL	Y	SK	SKY	INT	FR	FF	PR	PD
09/12	at Buffalo	3	0	3	1	5	2.0	10.0	0	0	1	5	0	0	1	1	0	0	0.0	0.0	0	0	0	0	0
09/19	Las Vegas																								
09/26	Cincinnati																								
10/03	at Green Bay																								
10/10	Denver																								
10/17	Seattle																								
10/31	at Cleveland																								
11/08	Chicago																								
11/14	Detroit																								
11/21	at L.A. Chargers																								
11/28	at Cincinnati																								
12/05	Baltimore																								
12/09	at Minnesota																								
12/19	Tennessee																								
12/26	at Kansas City																								
01/03	Cleveland																								
01/09	at Baltimore																								
TOTALS		3	0	3	1	5	2.0	10.0	0	0	1	5	0	0	1	1	0	0	0.0	0.0	0	0	0	0	0

2021 REGULAR SEASON INDIVIDUAL GAME-BY-GAME STATS						
FUMBLE RETURNS:		CAMERON HEYWARD				
DATE	OPP.	NO.	YDS	AVG	LG	TD
09/12	at Buffalo	1	0	0.0	--	0
09/19	Las Vegas					
09/26	Cincinnati					
10/03	at Green Bay					
10/10	Denver					
10/17	Seattle					
10/31	at Cleveland					
11/08	Chicago					
11/14	Detroit					
11/21	at L.A. Chargers					
11/28	at Cincinnati					
12/05	Baltimore					
12/09	at Minnesota					
12/19	Tennessee					
12/26	at Kansas City					
01/03	Cleveland					
01/09	at Baltimore					
TOTALS		1	0	0.0	0	0

SECTION TITLE: *Individual GxG Stats: INTERCEPTION RETURNS*

The REGULAR season selected does not have any data. Please check "Report Season(s)" dropdowns under the "Generated Content" - has this REGULAR season happened yet?

2021 REGULAR SEASON INDIVIDUAL SPECIAL TEAMS GAME-BY-GAME STATS													
DATE	OPP.	ULYSEES GILBERT III			MILES KILLEBREW			JUSTIN LAYNE			ARTHUR MAULET		
		TKL	AST	TOT	TKL	AST	TOT	TKL	AST	TOT	TKL	AST	TOT
09/12	at Buffalo	1	0	1	0	0	0	0	1	1	1	0	1
09/19	Las Vegas												
09/26	Cincinnati												
10/03	at Green Bay												
10/10	Denver												
10/17	Seattle												
10/31	at Cleveland												
11/08	Chicago												
11/14	Detroit												
11/21	at L.A. Chargers												
11/28	at Cincinnati												
12/05	Baltimore												
12/09	at Minnesota												
12/19	Tennessee												
12/26	at Kansas City												
01/03	Cleveland												
01/09	at Baltimore												
TOTALS		1	0	1	0	0	0	0	1	1	1	0	1

DATE	OPP.	TRE NORWOOD			JAMES PIERRE			BENNY SNELL JR.			DEREK WATT		
		TKL	AST	TOT	TKL	AST	TOT	TKL	AST	TOT	TKL	AST	TOT
09/12	at Buffalo	1	0	1	0	1	1	0	1	1	1	0	1
09/19	Las Vegas												
09/26	Cincinnati												
10/03	at Green Bay												
10/10	Denver												
10/17	Seattle												
10/31	at Cleveland												
11/08	Chicago												
11/14	Detroit												
11/21	at L.A. Chargers												
11/28	at Cincinnati												
12/05	Baltimore												
12/09	at Minnesota												
12/19	Tennessee												
12/26	at Kansas City												
01/03	Cleveland												
01/09	at Baltimore												
TOTALS		1	0	1	0	1	1	0	1	1	1	0	1

2021 REGULAR SEASON INDIVIDUAL GAME-BY-GAME STATS								
PASSING:		PRESSLEY HARVIN III						
DATE	OPP	NO.	YDS	AVG	TB	IN 20	LG	NET
09/12	at Buffalo	5	207	41.4	0	2	51	41.2
09/19	Las Vegas							
09/26	Cincinnati							
10/03	at Green Bay							
10/10	Denver							
10/17	Seattle							
10/31	at Cleveland							
11/08	Chicago							
11/14	Detroit							
11/21	at L.A. Chargers							
11/28	at Cincinnati							
12/05	Baltimore							
12/09	at Minnesota							
12/19	Tennessee							
12/26	at Kansas City							
01/03	Cleveland							
01/09	at Baltimore							
TOTALS		5	207	41.4	0	2	51	41.2

2021 REGULAR SEASON INDIVIDUAL GAME-BY-GAME STATS											
FIELD GOALS:		CHRIS BOSWELL									
DATE	OPP.	0-19	20-29	30-39	40-49	50+	TOTAL	FGM	FGA	PCT	L6
09/12	at Buffalo	0/0	2/2	0/0	1/1	0/0	3/3	3	3	100.0%	45
09/19	Las Vegas										
09/26	Cincinnati										
10/03	at Green Bay										
10/10	Denver										
10/17	Seattle										
10/31	at Cleveland										
11/08	Chicago										
11/14	Detroit										
11/21	at L.A. Chargers										
11/28	at Cincinnati										
12/05	Baltimore										
12/09	at Minnesota										
12/19	Tennessee										
12/26	at Kansas City										
01/03	Cleveland										
01/09	at Baltimore										
TOTALS		0/0	2/2	0/0	1/1	0/0	3/3	3	3	100.0%	45

SECTION TITLE: *Individual GxG Stats: KICKOFF RETURNS*

The REGULAR season selected does not have any data. Please check "Report Season(s)" dropdowns under the "Generated Content" - has this REGULAR season happened yet?

2021 REGULAR SEASON INDIVIDUAL GAME-BY-GAME STATS						
PUNT RETURNS:		RAY-RAY MCCLLOUD				
DATE	OPP.	NO.	YDS	AVG	LG	TD
09/12	at Buffalo	1	5	5.0	5	0
09/19	Las Vegas					
09/26	Cincinnati					
10/03	at Green Bay					
10/10	Denver					
10/17	Seattle					
10/31	at Cleveland					
11/08	Chicago					
11/14	Detroit					
11/21	at L.A. Chargers					
11/28	at Cincinnati					
12/05	Baltimore					
12/09	at Minnesota					
12/19	Tennessee					
12/26	at Kansas City					
01/03	Cleveland					
01/09	at Baltimore					
TOTALS		1	5	5.0	5	0



WEEK 1
Pittsburgh Steelers 23, Buffalo Bills 16
 69,787 🌐 Highmark Stadium 🌐 Sep 12, 2021



Pittsburgh Steelers	0	0	6	17	—	23
Buffalo Bills	3	7	0	6	—	16

SCORING DRIVES

TEAM	QTR	TIME	SCORING PLAY	PIT	BUF
Bills	1	13:30	T.Bass 37 yd. Field Goal (4-5, 1:30)	0	3
Bills	2	00:22	G.Davis 3 yd. pass from J.Allen (T.Bass kick) (13-91, 5:39)	0	10
Steelers	3	10:23	C.Boswell 24 yd. Field Goal (10-69, 4:37)	3	10
Steelers	3	01:47	C.Boswell 20 yd. Field Goal (11-62, 4:01)	6	10
Steelers	4	11:19	D.Johnson 5 yd. pass from B.Roethlisberger (C.Boswell kick) (4-52, 2:23)	13	10
Steelers	4	09:45	U.Gilbert 9 yd. return of blocked punt (C.Boswell kick)	20	10
Bills	4	05:23	T.Bass 25 yd. Field Goal (9-67, 4:22)	20	13
Steelers	4	02:42	C.Boswell 45 yd. Field Goal (9-48, 2:41)	23	13
Bills	4	00:46	T.Bass 42 yd. Field Goal (10-40, 1:56)	23	16

PITTSBURGH STEELERS

PASSING	ATT	CP	YDS	SK/YD	TD	LG	INT	RTG
Ben Roethlisberger	32	18	188	2/11	1	24	0	83.9
TOTAL	32	18	188	2/11	1	24	0	83.9

RUSHING	ATT	YDS	AVG	LG	TD
Najee Harris	16	45	2.8	18	0
Chase Claypool	1	25	25.0	25	0
Ben Roethlisberger	4	4	1.0	7	0
TOTAL	21	74	3.5	25	0

RECEIVING	NO	YDS	AVG	LG	TD
Diontae Johnson	5	36	7.2	14	1
JuJu Smith-Schuster	4	52	13.0	24	0
Chase Claypool	3	45	15.0	22	0
James Washington	2	10	5.0	9	0
Pat Freiermuth	1	24	24.0	24	0
Eric Ebron	1	19	19.0	19	0
Najee Harris	1	4	4.0	4	0
Zach Gentry	1	-2	-2.0	-2	0
TOTAL	18	188	10.4	24	1

TOP DEFENSE	TOT	SOLO	AST	SCK	YDS	INT
Devin Bush	10	6	4	0.0	0.0	0
Minkah Fitzpatrick	10	6	4	0.0	0.0	0
James Pierre	6	6	0	0.0	0.0	0

FIELD GOALS	FGM/FGA	PERCENT	RESULTS
Chris Boswell	3-3	100.0	24G, 20G, 45G
TOTAL	3-3	100.0	

BUFFALO BILLS

PASSING	ATT	CP	YDS	SK/YD	TD	LG	INT	RTG
Josh Allen	51	30	270	3/16	1	37	0	79.7
TOTAL	51	30	270	3/16	1	37	0	79.7

RUSHING	ATT	YDS	AVG	LG	TD
Devin Singletary	11	72	6.5	25	0
Josh Allen	9	44	4.9	11	0
Matt Breida	4	4	1.0	7	0
Isaiah McKenzie	1	-3	-3.0	-3	0
TOTAL	25	117	4.7	25	0

RECEIVING	NO	YDS	AVG	LG	TD
Stefon Diggs	9	69	7.7	13	0
Cole Beasley	8	60	7.5	12	0
Emmanuel Sanders	4	52	13.0	16	0
Dawson Knox	4	41	10.3	13	0
Devin Singletary	3	8	2.7	5	0
Gabriel Davis	2	40	20.0	37	1
TOTAL	30	270	9.0	37	1

TOP DEFENSE	TOT	SOLO	AST	SCK	YDS	INT
Taron Johnson	7	7	0	0.0	0.0	0
Jordan Poyer	6	5	1	1.0	10.0	0
Micah Hyde	6	5	1	0.0	0.0	0

FIELD GOALS	FGM/FGA	PERCENT	RESULTS
Tyler Bass	3-3	100.0	37G, 25G, 42G
TOTAL	3-3	100.0	

TEAM STATISTICS

STEELERS

BILLS

First Downs	16	22
3rd-Down Eff. (Made/Att/Pct)	4/12/33%	8/18/44%
4th-Down Eff. (Made/Att/Pct)	0/0/0%	1/3/33%
Total Net Yards	252	371
Total Plays	55	79
Yards Per Play	4.6	4.7
Rushes/Net Yards	21/75	25/117
Net Passing	177	254
Pass Attempts/Completions	32/18	51/30
Had Intercepted	0	0
Sacked/Yards Lost	2/11	3/16
Punts/Average	5/41.4	4/34.3
Penalties/Yards	5/32	8/81
Fumbles/Lost	1/0	4/1
Possession Time	26:43	33:17

THE LAST TIME THE STEELERS/OPPONENT...

Overtime Game Won

By Steelers – Pittsburgh 27, Cleveland 24, 1/1/17
By Opponent – Chicago 23, Pittsburgh 17, 9/24/17

Tie Game

Home – Pittsburgh 34, Atlanta 34, 11/10/02
Away – Pittsburgh 21, at Cleveland 21, 9/9/18

Shutout

By Steelers – Pittsburgh 27, St. Louis 0, 12/24/11
By Opponent – Jacksonville 9, Pittsburgh 0, 9/18/06

Kickoff Returned for a TD

By Steelers – **JuJu Smith Schuster (96 yards) vs. Cleveland, 12/31/17**
By Opponent – Jacoby Jones (108 yards) vs. Baltimore, 11/2/14

Punt Returned for a TD

By Steelers – **Diontae Johnson (85 yards) vs. Arizona, 12/8/19**
By Opponent – Jacksonville 9, Pittsburgh 0, 9/18/06

Intercepted Pass Returned for a TD

By Steelers – **Joe Haden (14 yards) vs. Baltimore, 12/2/20**
By Opponent – Taron Johnson (51 yards) at Buffalo, 12/13/20

Fumble Returned for a TD

By Steelers – **Minkah Fitzpatrick (43 yards) vs. L.A. Rams, 11/10/19**
By Opponent – Jordan Richards (0 yards) at Baltimore Ravens, 12/29/19

Blocked Punt

By Steelers – **Miles Killebrew at Buffalo, 9/12/21**
By Opponent – Javorius Allen at Baltimore, 11/6/16

Blocked Punt for a TD

By Steelers – **Ulysees Gilbert III (8 yards) at Buffalo, 9/12/21**
By Opponent – Chris Moore (14 yards) at Baltimore, 11/6/16

Blocked Field Goal

By Steelers – J.J. Fort at New Orleans, 12/23/18
By Opponent – Justin Simmons at Denver, 11/25/18

Blocked Field Goal for a TD

By Steelers – Bob O'Neill (73 yards) vs. Chicago Cards, 10/13/57
By Opponent – Chris Moore (14 yards) at Baltimore, 11/6/16

Blocked PAT

By Steelers – **Cameron Heyward vs. Indianapolis, 11/3/19**
By Opponent – Tyrone Crawford at Dallas, 11/8/20

Safety Scored

By Steelers – **vs. Denver (Sam Martin tackled in endzone by Derek Watt), 9/20/20**
By Opponent – at Baltimore Ravens (Devlin Hodges called for intentional grounding in the endzone), 12/29/19



Minkah Fitzpatrick Intercepted Pass for a TD 10/7/18 vs. Atlanta

Two 100-Yard Rushers in Same Game

By Steelers – at Carolina (Le'Veon Bell 147, LeGarrette Blount 118), 9/21/14
By Opponent – None

200 Yards Rushing

By Steelers – Le'Veon Bell (236 yards) at Buffalo, 12/11/16
By Opponent – Jay Ajayi (204 yards) at Miami, 10/16/16

300 Yards Passing

By Steelers – **Mason Rudolph (315 yards) at Cleveland, 1/4/21**

By Opponent – Drew Brees (326 yards) at New Orleans, 12/23/18

400 Yards Passing

By Steelers – **Ben Roethlisberger (402 yards) at Denver, 11/25/18**
By Opponent – Ryan Fitzpatrick (411 yards) at Tampa Bay, 9/24/18

500 Yards Passing

By Steelers – **Ben Roethlisberger (506 yards) vs. Baltimore, 12/10/17**
By Opponent – None

200 Yards Receiving

By Steelers – Markus Wheaton (201 yards) at Seattle, 11/29/15
By Opponent – A.J. Green (224 yards) at Cincinnati, 12/7/14

Four TD Passes

By Steelers – **Ben Roethlisberger vs. Cincinnati, 11/15/20**
By Opponent – Derek Carr vs. Oakland, 11/8/15

Five TD Passes

By Steelers – **Ben Roethlisberger vs. Carolina, 11/8/18**
By Opponent – Russell Wilson at Seattle, 11/29/15

Six TD Passes

By Steelers – **Ben Roethlisberger vs. Baltimore, 11/2/14**
By Opponent – Patrick Mahomes vs. Kansas City, 9/16/18

Three TD Receptions

By Steelers – Chase Claypool vs. Philadelphia, 10/11/20
By Opponent – Doug Baldwin at Seattle, 11/29/15

Four TD Receptions

By Steelers – Roy Jefferson vs. Atlanta, 11/3/68
By Opponent – Don Beebe at Buffalo, 9/8/91

Three TDs Rushing

By Steelers – Le'Veon Bell at Buffalo, 12/11/16
By Opponent – Arlen Harris vs. St. Louis, 10/26/03

Four Field Goals

By Steelers – **Chris Boswell vs. Indianapolis, 11/3/19**
By Opponent – Justin Tucker vs. Baltimore, 9/30/18

Five Field Goals

By Steelers – **Chris Boswell at Cincinnati, 10/22/17**
By Opponent – Matt Prater at Detroit, 10/29/17

Six Field Goals

By Steelers – **Chris Boswell at Cincinnati, 12/18/16**
By Opponent – Todd Peterson vs. Seattle, 9/26/99

Three Interceptions

By Steelers – Darren Perry at Cleveland, 9/11/94
By Opponent – Dick Anderson (4) at Miami, 12/3/73

Four Interceptions

By Steelers – Jack Butler vs. Washington, 12/13/53
By Opponent – Dick Anderson at Miami, 12/3/73

THE LAST TIME THE STEELERS/OPPONENT...

Three Sacks

By Steelers – **T.J. Watt vs. Atlanta, 10/17/18**
By Opponent – Terrell Suggs at Baltimore, 9/11/11

Four Sacks

By Steelers – Joey Porter at Tampa Bay, 10/21/01
By Opponent – Alfred Williams vs. Cincinnati, 10/16/94

Five Sacks

By Steelers – Joe Greene at Houston, 12/10/72
By Opponent – None

Gained 500 Yards of Total Offense

By Steelers – 527 (75 rushing, 452 passing)
at Denver, 11/25/18
By Opponent – 610 (197 rushing, 413 passing)
at New England, 11/3/13

Limited Team to Under 100 Yards of Total Offense

By Steelers – 98 (81 rushing, 17 passing), 10/29/06
at Oakland
By Opponent – 53 (36 rushing, 17 passing), 9/10/89
vs. Cleveland

Three Interceptions (TEAM)

By Steelers – at Arizona, 12/8/19
By Opponent – at Tennessee, 10/25/20

Four Interceptions (TEAM)

By Steelers – at Jacksonville, 11/22/20
By Opponent – vs. Buffalo, 12/15/19

Five Interceptions (TEAM)

By Steelers: 12/5/93 vs. New England
By Opponent: 10/8/17 vs. Jacksonville

Five Takeaways (TEAM)

By Steelers – (5) at San Francisco (2 INT, 3 FUM), 9/22/19
By Opponent – (5) vs. Buffalo (4 INT, 1 FUM), 12/15/19

Six Takeaways (TEAM)

By Steelers – (7) at Tennessee (3 INT, 4 FUM), 9/19/10
By Opponent – (6) at Cleveland (4 INT, 2 FUM), 9/9/18

Two 100-Yard Receivers in Same Game

By Steelers – at New Orleans (Brown 185, **Smith-Schuster 115**), 12/23/18
By Opponent – vs. Kansas City (Kelce 109, Watkins 100), 9/16/18

100 Yards Rushing

By Steelers – at Jacksonville (27-106), 11/22/20
By Opponent – vs. Indianapolis (28-127), 12/27/20

200 Yards Rushing

By Steelers: at Buffalo (42-240), 12/11/16
By Opponent: at Baltimore (47-265), 11/1/20

100-Yard Rusher and 100-Yard Receiver

By Steelers – vs. Miami (**Conner 145, Smith-Schuster 103**), 11/28/19
By Opponent – at Baltimore (Dobbins 113, Snead 106), 11/1/20

100-Yard Rusher and Two 100-Yard Receivers

By Steelers – at Cincinnati (**Conner 111, Smith-Schuster 111**, Brown 105), 10/7/18
By Opponent – at New England (Ridley 115, Gronkowski 143, Dobson 130), 11/3/13

100-Yard Rusher, 300-Yard Passer and 100-Yard Receiver

By Steelers – at Cleveland (**Conner 135, Roethlisberger 335, Smith-Schuster 119**), 9/9/18
By Opponent – vs. Dallas (Elliott 114, Prescott 319, Bryant 116), 11/13/16

100-Yard Rusher, 300-Yard Passer and Two 100-Yard Receivers

By Steelers – at Cincinnati (**Conner 111, Smith-Schuster 111**, Brown 105, **Roethlisberger 369**), 10/14/18
By Opponent – at New England (Ridley 115, Brady 432, Gronkowski 143, Dobson 130), 11/3/13

100-Yard Rusher and 300-Yard Passer

By Steelers – vs. Indianapolis (D. Williams 134, **Roethlisberger 364**), 12/6/15
By Opponent – at New England (Ridley 115, Brady 432), 11/3/13

100-Yard Receiver and 300-Yard Passer

By Steelers – vs. Cincinnati (Johnson 116, Roethlisberger 333), 11/15/20
By Opponent – at Los Angeles Chargers (Henry 100, Rivers 320), 10/13/19

Two 100-Yard Receivers and 300-Yard Passer

By Steelers – at New Orleans (Brown 185, **Smith-Schuster 115, Roethlisberger 462**), 12/23/18
By Opponent – vs. Kansas City (Kelce 109, Watkins 100, Mahomes 326), 9/16/18

100-Yard Rusher, 100-Yard Receiver, 200-Yard Receiver and 400-Yard Passer

By Steelers: vs. Atlanta (Zereoue 123, Burress 253, Ward 139, Maddox 473), 11/10/02
By Opponent – None

100-Yard Rusher, Two 100-Yard Receivers and 400-Yard Passer

By Steelers: vs. Atlanta (Zereoue 123, Burress 253, Ward 139, Maddox 473), 11/10/02
By Opponent: at New England (Ridley 115, Gronkowski 143, Dobson 130, Brady 432), 11/3/13

Three 100-Yard Receivers and 300-Yard Passer

By Steelers: vs. Chicago Cardinals (Orr 205, McClair 139, Tracy 106, Layne 409), 12/13/58
By Opponent – at St. Louis (D. Williams 114, Conrad 133, Smith 105, Hart 353), 11/10/68

Three Rushing Touchdowns

By Steelers – vs. Cleveland (Connor 1, Claypool 1, Snell 1), 10/18/20
By Opponent – at New Orleans (Kamara 2, Ingram 1), 12/23/18

Four Rushing Touchdowns

By Steelers – Detroit (Bettis 3, **Roethlisberger 1**), 1/1/06
By Opponent – at San Diego (McGee 2, Anderson 1, Spencer 1), 12/8/85

Five Rushing Touchdowns

By Steelers – at Kansas City (Bettis 2, Stewart 2, Pegram 1), 11/3/96
By Opponent – at Cleveland (Hanulak 3, Morrison 1, Reynolds 1), 12/12/54

Three Touchdown Passes

By Steelers – vs. Indianapolis (**Roethlisberger 3**), 12/27/20
By Opponent – at Tampa Bay (Fitzpatrick 3), 9/29/18

Four Touchdown Passes

By Steelers – vs. Cincinnati (Roethlisberger 4), 11/15/20
By Opponent – at Oakland (Carr 4), 11/18/15

Five Touchdown Passes

By Steelers – vs. Carolina (**Roethlisberger 5**), 11/8/18
By Opponent – at Seattle (Wilson 5), 11/29/15

Six Touchdown Passes

By Steelers – vs. Baltimore (**Roethlisberger 6**), 11/2/14
By Opponent – vs. Kansas City (Mahomes 6), 9/16/18

THE LAST TIME THE STEELERS/OPPONENT...

Six Sacks

By Steelers – at Jacksonville (6-40), 11/18/18
By Opponent – vs. Baltimore (6-34), 11/20/05

Seven or more Sacks

By Steelers – vs. Denver Broncos (7-61), 9/20/20
By Opponent – at Cleveland (8-60), 12/20/09

Two Opponent Fumble Recoveries

By Steelers – vs. Cincinnati (B. Snell 1, S. Nelson 1), 11/15/20
By Opponent – at New Orleans (Okafor 1, Davis 1), 12/23/18

Three Opponent Fumble Recoveries

By Steelers – at San Francisco (**D. Bush 2, T. Watt 1**), 9/22/19
By Opponent – at Cleveland (Schobert 2, Peppers 1), 9/9/18

Shutout on Road

By Steelers – at Cleveland (41-0), 12/24/05
By Opponent – at Baltimore (0-27), 11/26/06

Shutout at Home

By Steelers – vs. St. Louis (27-0), 12/24/11
By Opponent – vs. Baltimore (0-16), 9/3/00

Overtime Win away from Pittsburgh

By Steelers – at Buffalo (19-16), 11/28/10
By Opponent – at Dallas (27-24), 12/16/12

Overtime Win in Pittsburgh

By Steelers – vs. Cleveland (27-24), 1/1/17
By Opponent – vs. Baltimore (23-20), 10/1/15

40 Points

By Steelers – vs. Atlanta (41-17), 10/17/18
By Opponent – vs. Kansas city (42-37), 9/16/18

50 Points

By Steelers – vs. Carolina (52-21), 11/8/18
By Opponent – at New England (55-31), 11/3/13

Two-Point Conversion

By Steelers – at Buffalo (Roethlisberger - Ebron pass), 12/13/20
By Opponent – vs. Denver (Driskel-Fant pass), 9/20/20

Missed Point-After-Touchdown Attempt

By Steelers – vs. Baltimore (Chris Boswell missed kick), 12/2/20
By Opponent – at Buffalo (Tyler Bass missed wide right), 12/13/20

THE LAST TIME THE STEELERS/OPPONENT...

Overtime Game Won

By Steelers – Pittsburgh 20, N.Y. Jets 17, AFC Divisional Playoff, 1/15/05
 By Opponent – Denver 29, Pittsburgh 23, AFC Wild Card Game, 1/8/12

Shutout

By Steelers – None
 By Opponent – Philadelphia 21, Pittsburgh 0, Eastern Division Playoff, 12/21/1947

Kickoff Return for TD

By Steelers – None
 By Opponent – None

Punt Return for TD

By Steelers – Santonio Holmes (67 yards) vs. San Diego, AFC Divisional Playoff, 1/11/09
 By Opponent – Santana Moss (75 yards) vs. N.Y. Jets, AFC Divisional Playoff, 1/15/05

Interception Return for TD

By Steelers – James Harrison (100 yards) vs. Arizona, Super Bowl XLIII, 2/1/09
 By Opponent – Nick Collins (37 yards) vs. Green Bay, Super Bowl XLV, 2/6/11

Fumble Return for TD

By Steelers – William Gay (19 yards) vs. N.Y. Jets, AFC Championship Game, 1/23/11
 By Opponent – Terlin Smith (50 yards) vs. Jacksonville, AFC Divisional Playoff, 1/14/18

Blocked Punt

By Steelers – None
 By Opponent – Keith Cash, at Kansas City, AFC Wild Card Game, 1/8/94

Blocked Punt for TD

By Steelers – None
 By Opponent – Terry Brown, vs. Minnesota, Super Bowl IX, 1/12/75

Blocked Field Goal

By Steelers – None
 By Opponent – Brian Mitchell, vs. New England, AFC Championship Game, 1/27/02

Blocked Field Goal for TD

By Steelers – None
 By Opponent – Antwan Harris (49 yards), vs. New England, AFC Championship Game, 1/27/02

Safety Scored

By Steelers – vs. Baltimore, AFC Wild Card Game, (Punt blocked by Shamarko Thomas out of bounds in end zone), 1/3/15
 By Opponent – vs. N.Y. Jets, AFC Championship Game, (Ben Roethlisberger tackled by Mike Devito), 1/23/11

100 Yards Rushing

By Steelers – Le'Veon Bell (170) at Kansas City, AFC Divisional Playoff, 1/15/17
 By Opponent – Leonard Fournette (109 yards) vs. Jacksonville, AFC Divisional Playoff, 1/14/18

Two 100-yard Rushers in Same Game

By Steelers – None
 By Opponent – None

200 Yards Rushing

By Steelers – None
 By Opponent – None

300 Yards Passing

By Steelers – **Ben Roethlisberger (469) vs. Jacksonville, AFC Divisional Playoff, 1/14/15**
 By Opponent – Tom Brady (384) at New England, AFC Championship Game, 1/22/17

400 Yards Passing

By Steelers – **Roethlisberger (469) vs. Jacksonville, AFC Divisional Playoff, 1/14/15**
 By Opponent – None

500 Yards Passing

By Steelers – **Roethlisberger (501) vs. Cleveland, AFC Wild Card Playoff, 1/10/21**
 By Opponent – None

200 Yards Receiving

By Steelers – None
 By Opponent – Demaryius Thomas (204 yards) at Denver, AFC Wild Card Game, 1/8/12

Four TD Passes

By Steelers – **Roethlisberger (4) vs. Cleveland, AFC Wild Card Playoff, 1/10/21**
 By Opponent – Dan Marino, vs. Miami, AFC Championship Game, 1/6/85

Five TD Passes

By Steelers – **Ben Roethlisberger, vs. Jacksonville, AFC Divisional Playoff, 1/14/18**
 By Opponent – None

Six TD Passes

By Steelers – None
 By Opponent – None

Three TD Receptions

By Steelers – None
 By Opponent – None

Four TD Receptions

By Steelers – None
 By Opponent – None

Three TDs Rushing

By Steelers – Franco Harris, vs. Buffalo, AFC Divisional Playoff, 12/22/74
 By Opponent – Leonard Fournette, vs. Jacksonville, AFC Divisional Playoff, 1/14/18

Four Field Goals

By Steelers – **Chris Boswell, at Kansas City, AFC Divisional Playoff, 1/15/17 (6)**
 By Opponent – Brandon McManus, at Denver, AFC Divisional Playoff, 1/17/16

Five Field Goals

By Steelers – **Chris Boswell, at Kansas City, AFC Divisional Playoff, 1/15/17 (6)**
 By Opponent – Brandon McManus, at Denver, AFC Divisional Playoff, 1/17/16

Six Field Goals

By Steelers – **Chris Boswell, at Kansas City, AFC Divisional Playoff, 1/15/17**
 By Opponent – None

Three Interceptions

By Steelers – None
 By Opponent – None

Four Interceptions

By Steelers – None
 By Opponent – None

THE LAST TIME THE STEELERS/OPPONENT...

Three Sacks

By Steelers – James Harrison, vs. Baltimore, AFC Divisional Playoff, 1/15/11
 By Opponent – Terrell Suggs, vs. Baltimore, AFC Divisional Playoff, 1/15/11

Four Sacks

By Steelers – None
 By Opponent – None

Five Sacks

By Steelers – None
 By Opponent – None

500 Yards of Total Offense

By Steelers – 553 (52 rushing, 501 passing) vs. Cleveland, AFC Wild Card Playoff, 1/10/21
 By Opponent – 569 (134 rushing, 435 passing) vs. Miami, AFC Championship Game, 1/6/85

Limited Team to Under 100 Yards of Total Offense

By Steelers – None
 By Opponent – None

Three Interceptions (TEAM)

By Steelers – vs. Baltimore, AFC Championship Game, 1/18/09
 By Opponent – vs. Jacksonville, AFC Wild Card Game, 1/5/08

Four Interceptions (TEAM)

By Steelers – None
 By Opponent – vs. Cleveland, AFC Wild Card, 1/10/21

Five Interceptions (TEAM)

By Steelers – vs. Houston, AFC Championship Game, 1/7/79
 By Opponent – None

Five Takeaways (TEAM)

By Steelers – vs. Houston (9), AFC Championship Game (5 INT, 4 FUM), 1/7/79
 By Opponent – vs. Cleveland, AFC Wild Card (4 INT, 1 FUM, 1/10/21

Six Takeaways (TEAM)

By Steelers – vs. Houston (9), AFC Championship Game (5 INT, 4 FUM), 1/7/79
 By Opponent – vs. Oakland (8), AFC Championship Game (3 INT, 5 FUM), 1/4/76

Two 100-Yard Receivers in Same Game

By Steelers – vs. Cleveland (**Smith-Schuster 13-157, Johnson 11-117**), AFC Wild Card, 1/10/21
 By Opponent – at New England (Hogan 9 – 180, Edelman 8 – 118), AFC Championship Game, 1/22/17

100 Yards Rushing (TEAM)

By Steelers – at Kansas City, AFC Divisional Playoff (34-171), 1/15/17
 By Opponent – vs. Jacksonville, AFC Divisional Playoff (35-164), 1/14/18

200 Yards Rushing (TEAM)

By Steelers – vs. Indianapolis, AFC Wild Card Game (51-231), 12/29/96
 By Opponent – at Oakland, AFC Divisional Playoff (55-232), 12/22/73

100-Yard Rusher and 100-Yard Receiver

By Steelers – at Kansas City, AFC Divisional Playoff (Bell 170, A. Brown 108), 1/15/17
 By Opponent – vs. San Diego, AFC Wild Card Game (Muncie 126, Chandler 124, Winslow 102), 1/9/83

100-Yard Rusher and Two 100-Yard Receivers

By Steelers – None
 By Opponent – 1/9/83 vs. San Diego, AFC Wild Card Game (Muncie 126, Chandler 124, Winslow 102)

100-Yard Rusher, 300-Yard Passer and 100-Yard Receiver

By Steelers – None
 By Opponent – 1/9/83 vs. San Diego, AFC Wild Card Game (Muncie 126, Fouts 333, Chandler 124, Winslow 102)

100-Yard Rusher, 300-Yard Passer and Two 100-Yard Receiver

By Steelers – None
 By Opponent – 1/9/83 vs. San Diego, AFC Wild Card Game (Muncie 126, Fouts 333, Chandler 124, Winslow 102)

100-Yard Rusher and 300-Yard Passer

By Steelers – None
 By Opponent – 1/9/83 vs. San Diego, AFC Wild Card Game (Muncie 126, Fouts 333)

Two 100-Yard Receivers and 300-Yard Passer

By Steelers – 1/10/21 vs. Cleveland, AFC Wild Card Playoff (**Smith-Schuster 13-157, Johnson 11-117, Roethlisberger 501**)
 By Opponent – 1/22/17 at New England, AFC Championship Game (Brady 384, Hogan 180, Edelman 118)

100-Yard Rusher, 100-Yard Receiver, 200-Yard Receiver and 400-Yard Passer

By Steelers – None
 By Opponent – None

100-Yard Rusher, Two 100-Yard Receivers and 400-Yard Passer

By Steelers – None
 By Opponent – None

Three 100-Yard Receivers and 300-Yard Passer

By Steelers – None
 By Opponent – None

Three Rushing Touchdowns

By Steelers – 1/ 11/09 vs. San Diego, AFC Divisional Playoff, (Parker 2, Russell 1)
 By Opponent – 1/4/18 vs. Jacksonville, AFC Divisional Playoff (Fournette 3, Yeldon 1)

Four Rushing Touchdowns

By Steelers – 12/29/96, vs. Indianapolis, AFC Wild Card Game (Bettis 2, Stewart 2, Witman 1)
 By Opponent – 1/14/18 vs. Jacksonville, AFC Divisional Playoff (Fournette 3, Yeldon 1)

Five Rushing Touchdowns

By Steelers – 12/29/96, vs. Indianapolis, AFC Wild Card Game (Bettis 2, Stewart 2, Witman 1)
 By Opponent – None

Three Touchdown Passes

By Steelers – 1/14/18 vs. Jacksonville, AFC Divisional Playoff (**Roethlisberger 5**)
 By Opponent – 1/22/17 at New England, AFC Championship Game (Brady 3)

Four Touchdown Passes

By Steelers – 1/14/18 vs. Jacksonville, AFC Divisional Playoff (**Roethlisberger 5**)
 By Opponent – 1/6/85 vs. Miami, AFC Championship Game (Marino 4)

Five Touchdown Passes

By Steelers – 1/14/18 vs. Jacksonville, AFC Divisional Playoff (**Roethlisberger 5**)
 By Opponent – None

THE LAST TIME THE STEELERS/OPPONENT...

Six Touchdown Passes

By Steelers – None
By Opponent – None

Six Sacks

By Steelers – None
By Opponent – 1/15/11 vs. Baltimore, AFC Divisional Playoff (6–34)

Seven or More Sacks

By Steelers – None
By Opponent – 1/9/93 vs. Buffalo, AFC Divisional Playoff (7–52)

Two Opponent Fumble Recoveries

By Steelers – 1/8/17 vs. Miami, AFC Wild Card Game (Tuitt, Walton)
By Opponent – 1/15/11 vs. Baltimore, AFC Divisional Playoff (Redding, Reed)

Shutout on Road

By Steelers – None
By Opponent – None

Shutout at Home

By Steelers – None
By Opponent – 12/21/47 vs. Philadelphia (21–0), Eastern Division Playoff

OT Win Away from Pittsburgh

By Steelers – 1/31/89 at Houston, AFC Wild Card Game (23–20)
By Opponent – 1/8/12 at Denver, AFC Wild Card Game (29–23)

OT Win in Pittsburgh

By Steelers – 1/15/05 vs. N.Y. Jets, AFC Divisional Playoff (20–17)
By Opponent – None

40 Points

By Steelers – 1/14/18 vs. Jacksonville, AFC Divisional Playoff (42–45)
By Opponent – 1/10/21 vs. Cleveland, AFC Wild Card (48–37)

50 Points

By Steelers – None
By Opponent – None

Two-Point Conversion

By Steelers – 1/22/17 at New England, AFC Championship Game (**Roethlisberger** pass to D. Williams)
By Opponent – 1/17/16 at Denver, AFC Divisional Playoff [Peyton Manning pass to Demaryius Thomas]

Missed Point-After-Touchdown Attempt

By Steelers – 1/22/17 at New England, AFC Championship Game (**Chris Boswell** kick failed)
By Opponent – 1/22/17 at New England, AFC Championship Game (Stephen Gostkowski kick failed)