

Steelers

2021 WEEK 16

PITTSBURGH STEELERS at KANSAS CITY CHIEFS

Sunday, Dec. 26

GEHA Field at Arrowhead Stadium

PITTSBURGH STEELERS COMMUNICATIONS

Burt Lauten - Director of Communications
 Michael Bertsch - Communications Manager
 Angela Tegnella - Communications Coordinator
 MacKaiya Cherry - Communications Assistant/Social Media



UPMC ROONEY
SPORTS COMPLEX

PITTSBURGH STEELERS

3400 South Water Street • Pittsburgh, PA 15203
 412-432-7820

PITTSBURGH STEELERS GAME RELEASE WEEK 16

KANSAS CITY CHIEFS

GAME INFORMATION

| | | |
|--|--|---|
| | Sunday, December 26 4:25 p.m. ET | GEHA Field at Arrowhead Stadium Kansas City, MO Capacity 79,451 // Natural Grass |
| | CBS Locally KDKA-TV | Jim Nantz (play-by-play) Tony Romo (analysis) Tracy Wolfson (sideline) |
| | Steelers Radio Network (48 affiliates) 102.5 WQVE-FM (Pittsburgh) 970 WBGG-AM (Pittsburgh) | Bill Hillgrove (play-by-play) Craig Wolfley (analysis) Missi Matthews (sideline) Max Starks (sideline) |

THE SERIES

| | | |
|----------|----------------------|---|
| All-Time | Steelers lead, 23-12 | Last: Chiefs Win, 42-37 (Sept. 16, 2018) |
| Home | Steelers lead, 11-5 | Last: Chiefs Win, 42-37 (Sept. 16, 2018) |
| Away | Series lead, 12-7 | Last: Steelers Win, 19-13 (Oct. 15, 2017) |

THE COACHES

| | Head Coach | At Franchise | Overall | vs. Opp |
|----------|-------------|---------------|----------------|---------|
| Steelers | Mike Tomlin | 152-84-2 (15) | 152-83-2 (15) | 6-3 |
| Chiefs | Andy Reid | 101-14 (9) | 231-134-1 (23) | 4-5 |

COMMUNICATIONS STAFF

| | | |
|---------------------------------------|-----------------|--|
| Director of Communications | Burt Lauten | lautenb@steelers.nfl.com 412-432-7821 |
| Communications Manager | Michael Bertsch | bertschm@steelers.nfl.com 412-432-7822 |
| Communications Coordinator | Angela Tegnella | tegnellaa@steelers.nfl.com 412-432-7820 |
| Communications Assistant/Social Media | MacKaiya Cherry | cherryr@steelers.nfl.com 412-432-7893 |

WHAT'S INSIDE

| | | | | | | | |
|-------|--------------------------|---------|-------------------------------|---------|------------------------------|---------|----------------------------|
| 3 | Covering The Steelers | 48-50 | Series History | 153 | Big Plays (GBG) | 176-177 | Offense/Defense (GBG) |
| 4 | Countdown To Kickoff | 51 | NFL Standings | 154 | Opp. Big Plays (GBG) | 178-179 | Turnover Chart |
| 5 | Steelers at Arrowhead | 52 | Steelers Record When | 155 | Big Returns/Opp. Big Returns | 180-181 | Ind. GBG (Passing) |
| 5-12 | Team Notes | 53-56 | Roster Information | 156-158 | Drive Charts | 182 | Ind. GBG (Rushing) |
| 13 | Tomlin's Record When | 57 | How the Steelers Were Built | 159 | Opening Drives | 183-184 | Ind. GBG (Receiving) |
| 13-17 | Tomlin Notes | 58 | Depth Chart | 160 | Drive Production (GBG) | 185-187 | Ind. GBG (Defense) |
| 17 | Team Offense Notes | 59-60 | Transactions | 161-162 | Scoring Drives | 188 | Ind. GBG (Fumble Returns) |
| 18 | Ben By The Numbers | 61-142 | Updated Player Bios | 163 | Longest Drives | 189 | Ind. GBG (Int. Returns) |
| 19 | Ben Moving On Up | 143-144 | Results/Individual Statistics | 164-165 | Red-Zone Efficiency | 190-191 | Ind. GBG (Special Teams) |
| 20-27 | Ben Roethlisberger Notes | 145 | Special Teams Tackles | 166 | Yards Gained by Down | 192 | Ind. GBG (Punting) |
| 27-30 | Individual Offense Notes | 146 | Game-by-Game Starters | 167 | Third Down Efficiency/Opp. | 193 | Ind. GBG (Field Goals) |
| 31-34 | Team Defense Notes | 147 | Participation | 168 | Fourth Down Efficiency/Opp. | 194 | Ind. GBG (Kickoff Returns) |
| 35 | Watt To Look For | 148-149 | Individual Game Highs | 169-172 | Defensive Summaries | 195 | Ind. GBG (Punt Returns) |
| 36-41 | T.J. Watt Notes | 150 | Big Yardage Games | 173 | Defensive Stats (GBG) | 196-209 | Game Summaries |
| 41-44 | Individual Defense Notes | 151 | Big Pass Plays (20+) | 174 | Team Rankings | 210-212 | The Last Time |
| 45-47 | Special Team Notes | 152 | Big Run Plays (10+) | 175 | Week-by-Week NFL Rankings | | |

2021 REGULAR-SEASON SCHEDULE (7-6-1)

| Day | Date | Opponent | TV | Time/Result |
|------|----------|--------------|-----|---------------|
| Sun. | Sept. 12 | at Buffalo | | W, 23-16 |
| Sun. | Sept. 19 | Las Vegas | | L, 26-17 |
| Sun. | Sept. 26 | Cincinnati | | L, 24-10 |
| Sun. | Oct. 3 | at Green Bay | | L, 27-17 |
| Sun. | Oct. 10 | Denver | FOX | W, 27-19 |
| Sun. | Oct. 17 | Seattle | NBC | W, 23-20 (ot) |

BYE WEEK

| | | | | |
|-------|---------|------------------|------|---------------|
| Sun. | Oct. 31 | at Cleveland | | W, 15-10 |
| Mon. | Nov. 8 | Chicago | ESPN | W, 29-27 |
| Sun. | Nov. 14 | Detroit | FOX | T, 16-16 (ot) |
| Sun. | Nov. 21 | at L.A. Chargers | NBC | L, 41-37 |
| Sun. | Nov. 28 | at Cincinnati | | L, 41-10 |
| Sun. | Dec. 5 | Baltimore | | W, 20-19 |
| Thur. | Dec. 9 | at Minnesota | FOX | L, 36-28 |
| Sun. | Dec. 19 | Tennessee | | W, 19-13 |
| Sun. | Dec. 26 | at Kansas City* | | 4:25 p.m. |
| Mon. | Jan. 3 | Cleveland | ESPN | 8:15 p.m. |
| Sun. | Jan. 9 | at Baltimore* | | 1 p.m. |

*Sunday night games in Weeks 5-17 subject to change; Week 18 game TBD

NOTE: All times are Eastern

Home games in BOLD

2021 POSTSEASON SCHEDULE

| Day | Date | Game |
|-----------|------------|----------------------------------|
| Sat./Sun. | Jan. 15/16 | Wildcard Playoff Games |
| Sat./Sun. | Jan. 22/23 | Divisional Playoff Games |
| Sun. | Jan. 30 | Conference Championships |
| Sun. | Feb. 13 | Super Bowl LVI (Los Angeles, CA) |



- The Steelers will make head coach **Mike Tomlin** available for a Zoom press conference at **Noon ET on Tuesday, Dec. 21** (Weekday 1).

- **Coach Tomlin** will be available via Zoom on Weekday 1 starting at Noon ET
- **No player availability:** day off

- TBD

- No media availability: day before game

- Pittsburgh Steelers at Kansas City Chiefs: 4:25 p.m. (CBS, locally KDKA-TV)

*Schedule subject to change

- The Steelers media website is www.NFLOMG.com. Please follow the link and click on the Steelers logo to access the team's page.
- For general access to the NFL OMG site, use the following user name (steelersmedia) and password (steelersmedia).
- For customized access to the NFL OMG site, please email Michael Bertsch at BertschM@steelers.nfl.com, Angela Tegnelia at TegneliaA@steelers.nfl.com and/or Kylie Wang at WangK@steelers.nfl.com.
- The Steelers interactive site will contain the complete 2021 Media Guide, all weekly game releases, player bios and rosters, Steelers staff information and bios, weekly flip cards, a game tracker, all Steelers team and individual records and statistics, Steelers historical information, daily press releases and transcripts and much more.
- The game releases and media guide are updated weekly during the season and available in a PDF format. Team notes, player bios, team and individual records, miscellaneous stats and game summaries are updated following each game and posted on the site.
- On gamedays, the site will host live statistics, updated player notes, postgame quotes and more. It is an easy-to-use, one-stop shop for all media needs and information regarding the Steelers.

- Journalists worldwide have access to the dedicated media website featuring news from the NFL and its teams. Daily releases, statistics, domestic and international NFL updates and other information about the NFL are available.

- Media and fans can read about the latest Steelers news on the official Steelers website. The site, www.steelers.com, features breaking news statistics, player biographies and much more.

- Steelers Nation Radio is a 24-hour/day HD radio station dedicated specifically to the Pittsburgh Steelers. It can be heard on www.steelers.com, the official Steelers app or the iHeart app on your smartphone, and at 102.5 WDVV HD2.
- A daily schedule of what is on Steelers Nation HD Radio is available at www.facebook.com/steelersnationradio.

For the 23rd consecutive year, WDVE-FM (102.5) and WBGJ-AM (970) are carrying all Steelers games.

Additionally, Steelers games can be heard on a 48-station network spanning Pennsylvania, West Virginia, Ohio, Maryland, New York and South Carolina. All Steelers games will be broadcast in both English and Spanish on Steelers.com.

For the 28th straight season, Bill Hillgrove serves as the "Voice of the Steelers" and handles play-by-play duties for the broadcast. Joining Hillgrove for his 20th season is former Steelers offensive lineman Craig Wolfley, who provides analysis. In her third year, Missi Matthews will be on the sideline throughout the regular season. Former Steelers offensive lineman Max Starks will provide sideline analysis.

Fans in Mexico can listen to broadcasts on Grupo Imagen and games are heard on www.steelers.com/espanol. Stations on the Steelers Radio Network include:

WDVE-FM (102.5), WBGG-AM (970)

PENNSYLVANIA
 Altoona-WVAM (1430)
 Altoona-WRKY (104.9)
 Beaver Falls-WBVP (1230)
 Beaver Falls-WMBA (1460)
 Bedford-WBVE (107.5)
 Butler-WISR (680)
 Chambersburg-WCHA (800)
 Clarendon-WKNB (104.3)
 Clarion-WCCR (92.7)
 Cooperstown-WUUZ (107.7)
 DuBois-WIFT (102.1)
 DuBois-WKFT (101.3)
 Erie-WRKT (104.9)
 Johnstown-WNTJ (1490)
 Johnstown-WRKW (99.1)
 Latrobe-WCNS (1480)
 Milton-WVLY (100.9)
 Saegertown-WUZZ (94.3)
 Somerset-WNTI (990)
 Starview-WONN (92.7)
 State College-WQWK (1450)
 Uniontown-WMBS (590)
 Washington-WJPA (1450)
 Williamsport-WCXR (99.3)
 Williamsport-WZXR (103.7)

MARYLAND
 Cumberland-WRQE (106.1)
 Hagerstown-WHAG (1410)

OHIO
 Fremont-WOHF (92.1)
 Marietta-WJAW (630)
 Youngstown-WNIO (1390)

VIRGINIA
 Vienna-WDMX (100.1)

WEST VIRGINIA
 Fairmont-WRLF (94.3)
 Fairmont-WMMN (920)
 New Martinsville-WXCR (92.3)

The Steelers Communications Department has created a Twitter account for media to follow for news and information. The department's Twitter account is the primary platform for how the team disseminates news and information including press releases, media advisories, practice and media availability times and more.

COUNTDOWN TO KICKOFF

| | |
|-------|--|
| 1,296 | RB Najee Harris's 1,296 yards from scrimmage are the most by a rookie running in franchise history. His 62 receptions are tied for the most by a rookie in franchise history. |
| 378 | Since 2014, the Steelers have recorded 378 sacks, which are the most sacks among all NFL teams. |
| 300+ | Pittsburgh has allowed just four 300-yard passers since the start of the 2019 season, which is tied for the fewest in the NFL over the span. The quarterbacks to throw for 300 yards against the Steelers over their last 46 games, include Justin Herbert (2021, Week 11 at L.A. Chargers), Derek Carr (2021, Week 2 vs. Las Vegas), Tom Brady (2019, Week 1 at New England) and Philip Rivers (2019, Week 6 at L.A. Chargers). |
| 271 | Pittsburgh has registered an NFL-best 271 tackles for loss since the start of the 2019 season. The Steelers led the NFL with 103 tackles for loss in 2020, which were the most by the franchise and tied for third in the NFL since 2008. |
| 200+ | Tennessee QB Ryan Tannehill threw for just 153 yards in Week 15. Pittsburgh has limited 23 opponents to 200 passing yards or less since the start of the 2019 season, which is tied for the third-most in the NFL over the span. |
| 142 | Pittsburgh has scored 142 points in the fourth quarter this season, which is the second-most in the NFL. The Steelers own a 49-point scoring margin (142-93) in the fourth quarter this season, which is the third-best in the NFL. |
| 134 | Mike Tomlin and QB Ben Roethlisberger have teamed up for 134 regular-season wins, which are the third-most by a head coach-quarterback pairing in NFL history. |
| 82 | Pittsburgh has registered 82 takeaways since the start of the 2019 season, which is the second-most in the NFL in that span. The Steelers have forced multiple turnovers in 27 games in the same span, which leads the League. |
| 65.0 | DT Cameron Heyward's 65.0 career sacks are the most by a defensive lineman in franchise history, sixth-most overall, third-most by an active defensive tackle and fifth-most by a Steeler since 1982. |
| 54 | Pittsburgh has registered 54 starts by rookie players through Week 15, which is the second-most in the NFL. The Steelers' 54 starts by rookie players are the most by the Steelers since at least 1991. |
| 51 | Pittsburgh has registered 51 starts on offense alone from rookies through Week 15, which is the most in the NFL. The Steelers' 51 starts by rookie offensive players are the most by the Steelers since at least 1991. |
| 49 | TE Pat Freiermuth's 49 receptions are the most by a rookie tight end in franchise history and 10th-most by a rookie tight end in NFL history. |
| 17+ | Pittsburgh has scored 17 or more points in the fourth quarter in four different games in 2021 (Week 1 at Buffalo, Week 11 at L.A. Chargers, Week 13 vs. Baltimore and Week 14 at Minnesota). The Steelers did not score 17 or more points in a single fourth over the previous three seasons (2018-20). |
| 16 | S Minkah Fitzpatrick's 16 takeaways (interceptions, fumble recoveries) are the third-most in the NFL since the start of the 2019 season. |
| 15 | K Chris Boswell has made 15 of 19 field goal attempts in his NFL career from 50 yards or further. His 15 field goals made from 50+ yards are the most in franchise history. |
| 11 | RB Najee Harris has already registered two 100-yard rushing games and one 100-yard receiving game. He is the first rookie running back in franchise history and 11th in NFL history to register multiple 100-yard rushing games, and a 100-yard receiving game, in the same season (last, Roy Helu Jr., Washington Football Team, 2011). |

COUNTDOWN TO KICKOFF

| | |
|-----|---|
| 10+ | The Steelers have won four games when trailing at halftime by 10 or more points since the start of 2020, which is the most in the NFL. Pittsburgh has also won eight games when trailing by 10 or more points since the start of 2020, which is the most in the NFL. |
| 10 | K Chris Boswell has made 10 of 12 career field goals (83.3%) in the final two minutes of regulation and overtime. |
| 10 | LB Joe Schobert has 10 interceptions since 2017, which is tied for the most in the League among linebackers. |
| 9 | K Chris Boswell has connected on 13 of his last 15 field goals of 50+ yards. He made nine straight field goals of 50+ yards before his miss from 56 yards in Week 15 vs. Tennessee. Boswell's previous miss of a field goal of 50+ yards was in Week 7 of 2019 (vs. Miami, Oct. 28). |
| 7 | The Steelers have won seven games when trailing at the end of the third quarter since the start of 2020, which is the most in the NFL. Pittsburgh's .441 winning percentage when trailing at the end of the third quarter is the highest in the NFL since the start of 2020. |
| 7 | With Pittsburgh's 19-13 victory over Tennessee in Week 15, in which the Steelers trailed, 13-3, at halftime, Pittsburgh has now won seven games when trailing at intermission since the start of 2020, which is tied for the most in the NFL. |
| 7 | TE Pat Freiermuth's seven TD receptions in 2021 are equal to the rest of the entire rookie TE class (seven) and are tied for the most by a rookie tight end in franchise history. His seven TD receptions are tied for the fourth-most by a rookie tight end in NFL history. |
| 5+ | WR Diontae Johnson has recorded five or more catches in nine straight games, which is the third-longest active streak in the NFL. His streak of nine consecutive games with five or more catches is the fourth-longest streak in franchise history. |
| 4+ | Pittsburgh has started four or more rookies in 10 games in 2021, which is the second-most in the NFL. The Steelers started four or more rookies in a game just five times over the previous 30 seasons (1991-2020). |
| 4TH | With the 29-27 victory over Chicago in Week 9, head coach Mike Tomlin became the 20th head coach in NFL history to reach 150 career wins. He reached the 150-win plateau in the fourth-fewest games (232 games) in League history. |
| 2ND | LB Joe Schobert has registered at least 100 tackles in each of the last four seasons. His 617 tackles are the second-most in the NFL since the start of the 2017 season. |
| 2ND | Since joining the Steelers in 2015, K Chris Boswell is 174-of-194 field goal attempts (88.3%). He ranks second in field goal percentage among all NFL kickers with at least 180 field goal attempts since 2015. |
| 2ND | K Chris Boswell has connected on 76-of-82 field goal attempts (92.7%). He ranks second in field goal percentage (92.7%) among all NFL kickers with at least 80 field goal attempts. |
| 2 | Pittsburgh and Kansas City are the only teams in the NFL to have multiple rookies start on the offensive line in each of their games this season. The Steelers' 28 starts by rookie offensive linemen is the most by the Steelers since at least 1991. |
| 1 | K Chris Boswell is one of two kickers in the NFL this season with three or more field goals made in a single quarter (and both came in the fourth quarter, Week 9 vs. Chicago, and Week 15 vs. Tennessee). He is the first kicker in the NFL with three or more field goals made in multiple fourth quarters in the same season since Cairo Santos (Kansas City) in Week 2 and Week of 2016. |
| 1 | RB Najee Harris leads NFL rookie running backs in carries (249), rush yards (891), rush TDs (six), total TDs (nine), first downs by rush (50), touches (311), targets (80), receptions (62), receiving yards (405), total first downs gained (69) and yards from scrimmage (1,296). |

STEEL(ERS) ONE AT ARROWHEAD

- Sunday's game will be the 17th regular-season matchup between the Steelers and Chiefs in Kansas City, where Pittsburgh has won 11 of the previous 16 regular-season games.
- The Steelers own a 12-6 (.667) all-time mark at Arrowhead Stadium, including the playoffs.
- Pittsburgh is one of two teams in the NFL with a winning all-time record at Arrowhead Stadium (min. 10 games).
- Pittsburgh's 12 all-time victories at Kansas City are the fourth-most in NFL history and most of any non-divisional opponent.

MOST ROAD VICTORIES AT KANSAS CITY IN NFL HISTORY

| RANK | TEAM | WINS |
|------|---------------------|------|
| 1. | L.A. Chargers | 22 |
| 2. | Denver Broncos | 20 |
| | Las Vegas Raiders | 20 |
| 4. | Pittsburgh Steelers | 12 |
| 5. | Indianapolis Colts | 10 |

- The Steelers' .667 all-time winning percentage at Arrowhead Stadium is tied for the highest in NFL history.

HIGHEST ROAD WINNING PERCENTAGE AT KANSAS CITY IN NFL HISTORY (MIN. 10 GAMES)

| RANK | TEAM | RECORD | WIN PCT. |
|------|---------------------|--------|----------|
| 1. | Pittsburgh Steelers | 12-6 | .667 |
| | Indianapolis Colts | 10-5 | .667 |
| 3. | Tennessee Titans | 9-9 | .500 |
| | Cincinnati Bengals | 7-7 | .500 |
| 5. | Buffalo Bills | 8-9 | .471 |

CLOCK TURNS TO DECEMBER

- With Pittsburgh's 19-13 victory over Tennessee in Week 15, the Steelers improved their record to 41-24 (.631) in the month of December since 2007, which is tied for the fourth-best record in the League.

BEST DECEMBER WIN PERCENTAGE SINCE 2007

| RANK | TEAM | W | L | T | WIN PCT. |
|------|----------------------|----|----|---|----------|
| 1. | New England Patriots | 48 | 16 | 0 | .750 |
| 2. | Green Bay Packers | 44 | 18 | 0 | .710 |
| 3. | Indianapolis Colts | 41 | 23 | 0 | .641 |
| 4. | Pittsburgh Steelers | 41 | 24 | 0 | .631 |
| | L.A. Chargers | 41 | 24 | 0 | .631 |

- Since 2007, Pittsburgh has registered the most home victories in the month of December (28).

MOST DECEMBER HOME VICTORIES SINCE 2007

| RANK | TEAM | WINS |
|------|----------------------|------|
| 1. | Pittsburgh Steelers | 28 |
| 2. | Green Bay Packers | 27 |
| 3. | Seattle Seahawks | 26 |
| 4. | Baltimore Ravens | 25 |
| | New England Patriots | 25 |

- Since 2007, Pittsburgh is 28-10 (.737) in home games in the month of December.

HIGHEST DECEMBER HOME WINNING PERCENTAGE SINCE 2007

| RANK | TEAM | RECORD | WIN PCT. |
|------|----------------------|--------|----------|
| 1. | Green Bay Packers | 27-5 | .844 |
| 2. | New England Patriots | 25-6 | .806 |
| 3. | Indianapolis Colts | 22-7 | .759 |
| 4. | Pittsburgh Steelers | 28-10 | .737 |
| 5. | San Francisco 49ers | 21-8 | .724 |

STATS OF THE WEIRD

- Pittsburgh is the first team since the St. Louis Cardinals in Week 4 of 1987 to win a football game despite the following: registered less than 200 yards of total offense, opponent racked up over 39 minutes in time of possession and opponent ran for 200 or more yards.
- When those circumstances occur in an NFL game, teams are 58-2 (.967).
- Miami was the last team in the League to register fewer yards of total offense in a victory (145 in Week 8 of 2020).
- Pittsburgh's victory snapped a streak of 11 consecutive losses for NFL teams with 168 yards of total offense or less.
- Dating back to 2000, and entering Week 15, teams were 235-28 when holding their opponent to 168 yards of total offense or less.
- The Steelers' 168 yards of total offense are their fewest in a victory since Week 2 of 2010 when Pittsburgh managed just 127 total yards in a victory over Tennessee, 19-11.
- The 168 total yards are tied for the fourth-fewest in victory in franchise history.

FEWEST YARDS OF TOTAL OFFENSE IN VICTORY IN FRANCHISE HISTORY

| RANK | OPP. DATE | YARDS |
|------|-------------------------------|-------|
| 1. | vs. Houston Oilers, 9/16/1990 | 123 |
| 2. | at Tennessee, 9/19/2010 | 127 |
| 3. | vs. Cincinnati, 11/19/1978 | 154 |
| 4. | vs. Tennessee, 12/19/2021 | 168 |
| | at Cleveland, 11/23/2003 | 168 |
| | at Cincinnati, 10/10/1983 | 168 |

- Pittsburgh managed to possess the ball for just 20:52 in its Week 15 victory over Tennessee. The Steelers have not possessed the ball for less time in a victory dating back to at least 1991.
- The previous low for time of possession in a victory was Week 11 of 2018 when Pittsburgh possessed the ball for just 22:20 in a 20-16 win at Jacksonville.
- Only one team in the NFL dating back to the stat of the 2019 season possessed the ball for less than 20:52 and won: Seattle defeated Minnesota in Week 5 of 2020 (20:32).
- Pittsburgh is the first team since at least 1940 to win a game despite amassing less than 170 total yards, 35 rush yards and surrendering more than 200 rush yards.

DON'T LEAVE EARLY

- Pittsburgh has played 10 games in 2021 decided by one score (eight points or less), which is tied for the second most in the NFL.
- The Steelers own a 7-2-1 (.750) record in one-score games in 2021.
- Pittsburgh's seven victories in one-score games are the most in the NFL.

MOST VICTORIES IN ONE-SCORE GAMES IN 2021

| RANK | TEAM | WINS |
|------|--------------------------|------|
| 1. | Pittsburgh Steelers | 7 |
| 2. | Baltimore Ravens | 6 |
| | Atlanta Falcons | 6 |
| 4. | Tampa Bay Buccaneers | 5 |
| | Green Bay Packers | 5 |
| | Washington Football Team | 5 |
| | Dallas Cowboys | 5 |
| | L.A. Chargers | 5 |
| | Minnesota Vikings | 5 |

- The Steelers' .750 winning percentage in one-score games is the second-highest in the NFL (min. five games).

HIGHEST WINNING PERCENTAGE IN ONE-SCORE GAMES IN 2021 (MIN. FIVE GAMES)

| RANK | TEAM | RECORD | WIN PCT. |
|------|----------------------|--------|----------|
| 1. | Tampa Bay Buccaneers | 5-0 | 1.000 |
| 2. | Pittsburgh Steelers | 7-2-1 | .750 |
| | Atlanta Falcons | 6-2 | .750 |
| 4. | Green Bay Packers | 5-2 | .714 |
| | Dallas Cowboys | 5-2 | .714 |

- Pittsburgh's seven victories in one-score games are tied for the second-most in franchise history.

MOST VICTORIES IN ONE-SCORE GAMES IN FRANCHISE HISTORY

| RANK | YEAR | WINS |
|------|--|------|
| 1. | 2017 | 8 |
| 2. | 2021 | 7 |
| | 2020 | 7 |
| 4. | Nine different Steeler teams tied with | 6 |

- The Steelers' .750 winning percentage in one-score games is tied for the sixth-highest in franchise history (min. five games).

HIGHEST WINNING PERCENTAGE IN ONE-SCORE GAMES IN FRANCHISE HISTORY (MIN. FIVE GAMES)

| RANK | YEAM | RECORD | WIN PCT. |
|------|------|--------|----------|
| 1. | 2004 | 6-0 | 1.000 |
| 2. | 1993 | 4-1 | .800 |
| | 1977 | 4-1 | .800 |
| | 2017 | 8-2 | .800 |
| 5. | 2020 | 7-2 | .778 |
| t-6. | 2021 | 7-2-1 | .750 |

- Pittsburgh's 14 victories in one-score games are the most in the NFL since the start of the 2020 season.

MOST VICTORIES IN ONE-SCORE GAMES SINCE 2020

| RANK | TEAM | WINS |
|------|---------------------|------|
| 1. | Pittsburgh Steelers | 14 |
| 2. | Kansas City Chiefs | 12 |
| 3. | Cleveland Browns | 11 |
| | Tennessee Titans | 11 |
| | Minnesota Vikings | 11 |

- The Steelers' .763 winning percentage in one-score games is the second-highest in the NFL (min. 10 games) since the start of the 2020 season.

HIGHEST WINNING PERCENTAGE IN ONE-SCORE GAMES SINCE 2020 (MIN. 10 GAMES)

| RANK | TEAM | RECORD | WIN PCT. |
|------|----------------------|--------|----------|
| 1. | Kansas City Chiefs | 12-3 | .800 |
| 2. | Pittsburgh Steelers | 14-4-1 | .763 |
| 3. | Tennessee Titans | 11-4 | .733 |
| 4. | Tampa Bay Buccaneers | 8-3 | .727 |
| 5. | Green Bay Packers | 9-4 | .692 |

HALFTIME GOT YOU DOWN

- Pittsburgh rallied from a 10-0 halftime deficit in Week 1 at Buffalo for a 23-16 win. According to the NFL Media Research Department and the Elias Sports Bureau, the Steelers became just the second team in NFL history to win a Week 1 game after trailing by at least ten points and being shutout at the half.
- Teams had previously been 1-104-1 in such situations.
- Pittsburgh has won seven games when trailing at halftime since the start of the 2020 season, which is tied for the most in the NFL over the span.

MOST VICTORIES WHEN TRAILING AT HALFTIME SINCE 2020

| RANK | TEAM | WINS |
|------|-----------------------|------|
| 1. | Pittsburgh Steelers | 7 |
| | Kansas City Chiefs | 7 |
| 3. | Tennessee Titans | 5 |
| | Tampa Bay Buccaneers | 5 |
| 5. | Seven teams tied with | 4 |

- Pittsburgh's .438 winning percentage when trailing at halftime is the second-highest in the NFL since the start of the 2020 season.

BEST WIN PERCENTAGE WHEN TRAILING AT HALFTIME SINCE 2020

| RANK | TEAM | RECORD | WIN PCT. |
|------|---------------------|--------|----------|
| 1. | Kansas City Chiefs | 7-4 | .636 |
| 2. | Pittsburgh Steelers | 7-9 | .438 |
| 3. | Green Bay Packers | 3-4 | .429 |
| 4. | Tennessee Titans | 5-7 | .417 |
| 5. | Baltimore Ravens | 4-6 | .400 |

- The Steelers have won seven games when trailing at the end of the third quarter since the start of the 2020 season, which is the most in the NFL over the span.

MOST VICTORIES WHEN TRAILING AFTER 3RD QUARTER SINCE 2020

| RANK | TEAM | WINS |
|------|--------------------------|------|
| 1. | Pittsburgh Steelers | 7 |
| 2. | Tennessee Titans | 5 |
| | L.A. Chargers | 5 |
| 4. | Washington Football Team | 4 |
| | Baltimore Ravens | 4 |
| | Chicago Bears | 4 |

- Pittsburgh's .441 winning percentage when trailing at the end of the third quarter is the second-highest in the NFL since the start of the 2020 season.

BEST WIN PERCENTAGE WHEN TRAILING AT HALFTIME SINCE 2020

| RANK | TEAM | RECORD | WIN PCT. |
|------|---------------------|--------|----------|
| 1. | Kansas City Chiefs | 3-3 | .500 |
| 2. | Pittsburgh Steelers | 7-9-1 | .441 |
| 3. | L.A. Chargers | 5-8 | .385 |
| 4. | Tennessee Titans | 5-9 | .357 |
| 5. | Baltimore Ravens | 4-8 | .333 |

- Pittsburgh has won four games in which it trailed by 10 or more points at halftime since the start of the 2020 season, which is the most in the League.

MOST VICTORIES WHEN TRAILING BY 10+ POINTS AT HALFTIME SINCE 2020

| RANK | TEAM | WINS |
|------|--------------------------|------|
| 1. | Pittsburgh Steelers | 4 |
| 2. | Tampa Bay Buccaneers | 3 |
| 3. | Washington Football Team | 2 |
| 4. | 11 teams tied with | 1 |

- Pittsburgh's .571 winning percentage in games in which it trailed by 10 or more points at halftime is the highest in the NFL since the start of the 2020 season.

BEST WIN PERCENTAGE WHEN TRAILING BY 10+ POINTS AT HALFTIME SINCE 2020

| RANK | TEAM | RECORD | WIN PCT. |
|------|----------------------|--------|----------|
| 1. | Pittsburgh Steelers | 4-3 | .571 |
| 2. | Tampa Bay Buccaneers | 3-4 | .429 |
| 3. | Seattle Seahawks | 1-2 | .333 |
| 4. | Indianapolis Colts | 1-3 | .250 |
| | Arizona Cardinals | 1-3 | .250 |

- Pittsburgh has won five games in which it trailed by 10 or more points in the second half since the start of the 2020 season, which is the most in the League.

MOST VICTORIES WHEN TRAILING BY 10+ POINTS IN SECOND HALF SINCE 2020

| RANK | TEAM | WINS |
|------|-----------------------|------|
| 1. | Pittsburgh Steelers | 5 |
| 2. | Tennessee Titans | 3 |
| | Tampa Bay Buccaneers | 3 |
| | Baltimore Ravens | 3 |
| 5. | Seven teams tied with | 2 |

- Pittsburgh's .385 winning percentage in games in which it trailed by 10 or more points in the second half is the highest in the NFL since the start of the 2020 season.

BEST WIN PERCENTAGE WHEN TRAILING BY 10+ POINTS IN SECOND HALF SINCE 2020

| RANK | TEAM | RECORD | WIN PCT. |
|------|----------------------|--------|----------|
| 1. | Pittsburgh Steelers | 5-8 | .385 |
| 2. | Tampa Bay Buccaneers | 3-6 | .333 |
| 3. | Baltimore Ravens | 3-7 | .300 |
| 4. | Kansas City Chiefs | 2-5 | .286 |
| 5. | Tennessee Titans | 3-8 | .273 |

- The Steelers have won six games in which they trailed by 10 or more points since the start of the 2020 season, which is the most in the NFL over the span.

MOST VICTORIES WHEN TRAILING BY 10+ POINTS SINCE 2020

| RANK | TEAM | WINS |
|------|----------------------|------|
| 1. | Pittsburgh Steelers | 6 |
| 2. | Tampa Bay Buccaneers | 5 |
| 3. | Kansas City Chiefs | 4 |
| | New Orleans Saints | 4 |
| | Tennessee Titans | 4 |
| | Arizona Cardinals | 4 |
| | Las Vegas Raiders | 4 |

- Pittsburgh has registered 19 regular-season victories when trailing in the second half by 10 or more points since QB **Ben Roethlisberger** entered the NFL in 2004, which is the second-most in the League over that span.

MOST VICTORIES WHEN TRAILING BY 10+ POINTS IN THE SECOND HALF SINCE 2004

| RANK | TEAM | WINS |
|------|----------------------|------|
| 1. | Indianapolis Colts | 20 |
| 2. | Pittsburgh Steelers | 19 |
| 3. | Denver Broncos | 16 |
| 4. | L.A. Chargers | 15 |
| 5. | Miami Dolphins | 14 |
| | New England Patriots | 14 |

- Pittsburgh has registered 11 regular-season road victories when trailing in the second half by 10 or more points since QB **Ben Roethlisberger** entered the NFL in 2004, which is tied for the most in the League over that span.

MOST ROAD VICTORIES WHEN TRAILING BY 10+ POINTS IN THE SECOND HALF SINCE 2004

| RANK | TEAM | WINS |
|------|---------------------|------|
| 1. | Pittsburgh Steelers | 11 |
| | L.A. Chargers | 11 |
| 3. | Indianapolis Colts | 10 |
| 4. | Kansas City Chiefs | 9 |
| | Tennessee Titans | 9 |
| | Dallas Cowboys | 9 |

- Pittsburgh has registered 28 regular-season victories when trailing by 10 or more points since QB **Ben Roethlisberger** entered the NFL in 2004, which is the most in the League over that span.

MOST VICTORIES WHEN TRAILING BY 10+ POINTS SINCE 2004

| RANK | TEAM | WINS |
|------|----------------------|------|
| 1. | Pittsburgh Steelers | 28 |
| 2. | Indianapolis Colts | 26 |
| | New England Patriots | 26 |
| 4. | Denver Broncos | 25 |
| | New Orleans Saints | 25 |
| | Chicago Bears | 25 |

- Pittsburgh has registered 31 regular-season victories when trailing after three quarters since QB **Ben Roethlisberger** entered the NFL in 2004, which is the most in the League over that span.

MOST VICTORIES WHEN TRAILING AFTER THREE QUARTERS SINCE 2004

| RANK | TEAM | WINS |
|------|---------------------|------|
| 1. | Pittsburgh Steelers | 31 |
| 2. | Indianapolis Colts | 30 |
| 3. | L.A. Chargers | 28 |
| 4. | Chicago Bears | 27 |
| | Tennessee Titans | 27 |
| | Arizona Cardinals | 27 |
| | Dallas Cowboys | 27 |

- Pittsburgh has registered 18 regular-season road victories when trailing after three quarters since QB **Ben Roethlisberger** entered the NFL in 2004, which is the most in the League over that span.

MOST ROAD VICTORIES WHEN TRAILING AFTER THREE QUARTERS SINCE 2004

| RANK | TEAM | WINS |
|------|---------------------|------|
| 1. | L.A. Chargers | 21 |
| 2. | Pittsburgh Steelers | 18 |
| 3. | Indianapolis Colts | 16 |
| | Chicago Bears | 16 |
| | Dallas Cowboys | 16 |

STEELERS YOUNG GUNS

- Pittsburgh has registered 54 starts by rookie players through Week 15, which is the second-most in the NFL.

MOST GAMES STARTED BY ROOKIES IN 2021

| RANK | TEAM | STARTS |
|------|---------------------|--------|
| 1. | N.Y. Jets | 62 |
| 2. | Pittsburgh Steelers | 54 |
| 3. | Detroit Lions | 51 |
| 4. | Miami Dolphins | 42 |
| 5. | Kansas City Chiefs | 39 |
| | Atlanta Falcons | 39 |

- The Steelers' 54 starts by rookie players are the most by the Steelers since at least 1991.

MOST GAMES STARTED ON OFFENSE BY STEELERS ROOKIES SINCE 1991

| RANK | YEAR | STARTS |
|------|------|--------|
| 1. | 2021 | 54 |
| 2. | 2016 | 42 |
| 3. | 2013 | 36 |
| 4. | 2019 | 35 |
| 5. | 2001 | 33 |

- Pittsburgh has registered 51 starts on offense alone from rookies through Week 15, which is the most in the NFL.

MOST GAMES STARTED ON OFFENSE BY ROOKIES IN 2021

| RANK | TEAM | STARTS |
|------|---------------------|--------|
| 1. | Pittsburgh Steelers | 51 |
| 2. | N.Y. Jets | 38 |
| 3. | Miami Dolphins | 28 |
| | Kansas City Chiefs | 28 |
| | Detroit Lions | 28 |

- The Steelers' 51 starts by rookie offensive players are the most by the Steelers since at least 1991.

MOST GAMES STARTED ON OFFENSE BY STEELERS ROOKIES SINCE 1991

| RANK | YEAR | STARTS |
|------|------|--------|
| 1. | 2021 | 51 |
| 2. | 2000 | 28 |
| 3. | 2012 | 26 |
| 4. | 1995 | 24 |
| 5. | 1991 | 22 |

- Pittsburgh and Kansas City are the only teams in the NFL to have multiple rookies start on the offensive line in each of their games this season.

MOST GAMES STARTED BY ROOKIE OFFENSIVE LINEMEN IN 2021

| RANK | TEAM | STARTS |
|------|----------------------|--------|
| 1. | Pittsburgh Steelers | 28 |
| | Kansas City Chiefs | 28 |
| 3. | Green Bay Packers | 18 |
| 4. | Detroit Lions | 15 |
| 5. | Four teams tied with | 13 |

- The Steelers’ 28 starts by rookie offensive linemen is the most by the Steelers since at least 1991.

MOST GAMES STARTED ROOKIE OFFENSIVE LINEMEN SINCE 1991

| RANK | YEAR | STARTS |
|------|------|--------|
| 1. | 2021 | 28 |
| 2. | 2010 | 16 |
| 3. | 2012 | 14 |
| | 2002 | 14 |
| 5. | 1998 | 13 |
| | 2011 | 13 |

- Pittsburgh has started four or more rookies in nine games in 2021, which is the second-most in the NFL.

MOST GAMES WITH 4+ ROOKIE STARTERS IN 2021

| RANK | TEAM | GAMES |
|------|---------------------|-------|
| 1. | N.Y. Jets | 11 |
| 2. | Pittsburgh Steelers | 9 |
| 3. | Detroit Lions | 8 |
| 4. | Denver Broncos | 5 |
| 5. | Miami Dolphins | 4 |
| | Atlanta Falcons | 4 |

- The Steelers started four or more rookies in a game just five times over the previous 30 seasons (1991-2020).

MOST GAMES WITH 4+ ROOKIE STARTERS IN SINGLE-SEASON SINCE 1991

| RANK | YEAR | GAMES |
|------|------|-------|
| 1. | 2021 | 9 |
| 2. | 2019 | 1 |
| | 2016 | 1 |
| | 2013 | 1 |
| | 2012 | 1 |
| | 1991 | 1 |

- Pittsburgh started five rookies at Buffalo in Week 1, including C **Kendrick Green**, TE **Pat Freiermuth**, LT **Dan Moore Jr.**, RB **Najee Harris** and DB **Tre Norwood**. It marked the first time since at least 1991 that the Steelers have started as many as five rookies in a game.
- Pittsburgh has not started four or more rookies in a season opener since at least 1991.

- Pittsburgh started four rookies on offense, including Green, Freiermuth, Moore Jr. and Harris, for just the second time in any game since at least 1991. It marked the first time since Dec. 30, 2012 vs. Cleveland, that the Steelers started at least four rookies on offense (Kelvin Beachum, RT; David DeCastro, RG; Will Johnson, FB; Dave Paulson, TE).
- Moore Jr. is believed to be the first Steelers rookie to start at left tackle since the 1970 AFL-NFL merger.
- The Steelers were the only team in the NFL to start a rookie at left tackle (Moore Jr.) and center (Green) in the season opener.
- Green was one of two rookie centers to start, while Moore Jr. was one of three rookies to start at left tackle in the season opener.

ON THE BRINK OF NFL HISTORY

- Pittsburgh fell behind 29-0 in Week 14 at Minnesota. It marked the 1,616th time in League history that an NFL team fell behind by 29 or more points in a regular-season game (none came back to win).
- The Steelers are the only team out of the 1,616 that had the ball on offense with a chance to tie or win on the game’s final play.
- Pittsburgh trailed, 27-10, entering the fourth quarter in Week 11 at L.A. Chargers.
- While the Steelers ultimately lost, 41-37, Pittsburgh did take the lead, 37-34, in the fourth quarter.
- The dropped to 0-135 in regular-season franchise history (0-142 including the playoffs) when trailing by 17 or more points entering the fourth quarter.
- Pittsburgh is now 0-231 in regular-season franchise history (0-242 including the playoffs) when trailing by 17 or more points at any point in the fourth quarter.
- Of those 242 games, the only other one besides Week 11 where the Steelers took the lead afterward was on Jan. 5, 2008, in a playoff game against the Jacksonville (trailed by 18 after three quarters, went up by one and then lost on a FG in the final minute).

OVERTIME/TE

- Pittsburgh tied Detroit, 16-16, in Week 10.
- The tie marked the Steelers’ fourth in franchise history following overtime since 1970 (Sept. 22, 1974 at Denver, Nov. 20, 2002 vs. Atlanta and Sept. 9, 2018).
- Pittsburgh’s overtime record is 10-13-3 (.442) in franchise history.

WALKOFF WIN

- Pittsburgh defeated Seattle in Week 6 after K **Chris Boswell** connected on a 37-yard field goal in overtime to win the game, 23-20.
- The Steelers improved to 25-21-3 (.541) in overtime games in team history (14-4-1, .763, at home) and to 7-3-1 (.682) at Heinz Field.
- Pittsburgh registered its first victory in overtime since a Week 17 win at Cleveland in 2016.
- The Steelers recorded their first victory in overtime at Heinz Field since a Week 17 win at Cleveland in 2016.

STEELERS TRAVEL WELL

- Pittsburgh owns an overall road record of 212-209-2 (.504) since the 1970 NFL-AFL merger.
- The Steelers’ 212 overall road victories are the second-most in the League since the 1970 NFL-AFL merger.
- Pittsburgh’s .504 overall winning percentage is the second-highest in the League since the 1970 NFL-AFL merger.
- The Steelers are 203-197-2 (.507) in regular-season road games since the 1970 NFL-AFL merger.
- Pittsburgh’s 203 regular-season road victories are the second-most in the League since the 1970 NFL-AFL merger.

MOST REGULAR-SEASON ROAD WINS SINCE THE 1970 NFL-AFL MERGER

| RANK | TEAM | WINS |
|------|----------------------|------|
| 1. | Dallas Cowboys | 208 |
| 2. | Pittsburgh Steelers | 203 |
| 3. | New England Patriots | 202 |
| 4. | San Francisco 49ers | 201 |
| 5. | Miami Dolphins | 196 |

- Pittsburgh's .507 regular-season road winning percentage is the second-highest in the League since the 1970 NFL-AFL merger.

HIGHEST REGULAR-SEASON ROAD WINNING PERCENTAGE SINCE THE 1970 NFL-AFL MERGER

| RANK | TEAM | W | L | T | WIN PCT. |
|------|----------------------|-----|-----|---|----------|
| 1. | Dallas Cowboys | 208 | 196 | 0 | .515 |
| 2. | Pittsburgh Steelers | 203 | 197 | 2 | .507 |
| 3. | New England Patriots | 202 | 201 | 0 | .501 |
| 4. | San Francisco 49ers | 201 | 201 | 1 | .500 |
| 5. | Miami Dolphins | 196 | 206 | 1 | .488 |

KINGS OF THE AFC

- With its 19-13 victory over Tennessee in Week 15, Pittsburgh improved its record in regular-season games against the AFC to 375-236-2 (.613) since the 1970 AFL-NFL merger.
- The Steelers' 375 regular-season victories against the AFC since the 1970 AFL-NFL merger are the most among AFC teams.
- Pittsburgh is the only team with at least 360 regular-season victories against the AFC since the 1970 AFL-NFL merger.
- The Steelers' .613 regular-season winning percentage against the AFC since the 1970 AFL-NFL merger is the highest among AFC teams.

MOST REGULAR-SEASON WINS VS. AFC SINCE 1970 AFL-NFL MERGER

| RANK | TEAM | WINS |
|------|----------------------|------|
| 1. | Pittsburgh Steelers | 374 |
| 2. | New England Patriots | 359 |
| 3. | Denver Broncos | 345 |
| 4. | Miami Dolphins | 343 |
| 5. | Indianapolis Colts | 317 |

BEST REGULAR-SEASON WIN PERCENTAGE VS. AFC SINCE 1970 AFL-NFL MERGER

| RANK | TEAM | RECORD | WIN PCT. |
|------|----------------------|-----------|----------|
| 1. | Pittsburgh Steelers | 375-236-2 | .613 |
| 2. | New England Patriots | 359-256 | .584 |
| 3. | Denver Broncos | 345-258-4 | .572 |
| 4. | Miami Dolphins | 343-268-2 | .561 |
| 5. | Baltimore Ravens | 172-140 | .551 |

- Pittsburgh is 219-87 (.716) in regular-season home games against the AFC since the 1970 AFL-NFL merger.
- The Steelers' 219 regular-season home victories against the AFC since the 1970 AFL-NFL merger are the most among AFC teams.

MOST REGULAR-SEASON HOME WINS VS. AFC SINCE 1970 AFL-NFL MERGER

| RANK | TEAM | WINS |
|------|----------------------|------|
| 1. | Pittsburgh Steelers | 219 |
| 2. | New England Patriots | 208 |
| 3. | Denver Broncos | 204 |
| 4. | Miami Dolphins | 198 |
| 5. | Kansas City Chiefs | 183 |

- Pittsburgh's .716 regular-season home winning percentage against the AFC since the 1970 AFL-NFL merger is the highest among AFC teams.

BEST REGULAR-SEASON HOME WIN PERCENTAGE VS. AFC SINCE 1970 AFL-NFL MERGER

| RANK | TEAM | RECORD | WIN PCT. |
|------|----------------------|-----------|----------|
| 1. | Pittsburgh Steelers | 219-87 | .716 |
| 2. | Denver Broncos | 204-96-4 | .679 |
| 3. | New England Patriots | 208-99 | .678 |
| 4. | Baltimore Ravens | 105-52 | .669 |
| 5. | Miami Dolphins | 198-108-1 | .647 |

- Pittsburgh is 156-149-2 (.511) in regular-season road games against the AFC since the 1970 AFL-NFL merger.
- The Steelers' 156 regular-season road victories against the AFC since the 1970 AFL-NFL merger are the most among AFC teams.
- Pittsburgh's .511 regular-season road winning percentage against the AFC since the 1970 AFL-NFL merger is the highest among AFC teams.

MOST REGULAR-SEASON ROAD WINS VS. AFC SINCE 1970 AFL-NFL MERGER

| RANK | TEAM | WINS |
|------|----------------------|------|
| 1. | Pittsburgh Steelers | 156 |
| 2. | New England Patriots | 151 |
| 3. | Indianapolis Colts | 146 |
| 4. | Miami Dolphins | 145 |
| 5. | Denver Broncos | 141 |

BEST REGULAR-SEASON ROAD WIN PERCENTAGE VS. AFC SINCE 1970 AFL-NFL MERGER

| RANK | TEAM | RECORD | WIN PCT. |
|------|----------------------|-----------|----------|
| 1. | Pittsburgh Steelers | 156-149-2 | .511 |
| 2. | New England Patriots | 151-157 | .490 |
| 3. | Miami Dolphins | 145-160-1 | .475 |
| 4. | Indianapolis Colts | 146-164 | .471 |
| 5. | Denver Broncos | 141-162 | .465 |

WINNING ERA OF FREE AGENCY

- Pittsburgh has the third-best regular-season record in the NFL during the free agency era (since 1993) with a 290-169-3 (.631) mark.
- The Steelers are one of three teams (New England, 312; Green Bay, 295) with at least 275 regular-season wins since 1993.

MOST REGULAR-SEASON WINS IN THE FREE AGENCY ERA

| RANK | TEAM | WINS |
|------|----------------------|------|
| 1. | New England Patriots | 312 |
| 2. | Green Bay Packers | 295 |
| 3. | Pittsburgh Steelers | 290 |
| 4. | Indianapolis Colts | 265 |
| 5. | Denver Broncos | 263 |

BEST REGULAR-SEASON WIN PERCENTAGE IN THE FREE AGENCY ERA

| RANK | TEAM | RECORD | WIN PCT. |
|------|----------------------|-----------|----------|
| 1. | New England Patriots | 312-150 | .675 |
| 2. | Green Bay Packers | 295-165-2 | .641 |
| 3. | Pittsburgh Steelers | 290-169-3 | .631 |
| 4. | Indianapolis Colts | 265-197 | .574 |
| 5. | Denver Broncos | 263-199 | .569 |

- Pittsburgh's 165 regular-season home victories during the free agency era (since 1993) are the third-most in the League.

MOST REGULAR-SEASON HOME WINS IN THE FREE AGENCY ERA

| RANK | TEAM | WINS |
|------|----------------------|------|
| 1. | Green Bay Packers | 175 |
| 2. | New England Patriots | 172 |
| 3. | Pittsburgh Steelers | 164 |
| 4. | Denver Broncos | 153 |
| | Minnesota Vikings | 153 |

- Pittsburgh's .716 regular-season home winning percentage during the free agency era (since 1993) is the third-highest in the League.

BEST REGULAR-SEASON HOME RECORD IN THE FREE AGENCY ERA

| RANK | TEAM | RECORD | WIN PCT. |
|------|----------------------|----------|----------|
| 1. | Green Bay Packers | 175-53-2 | .765 |
| 2. | New England Patriots | 172-59 | .745 |
| 3. | Pittsburgh Steelers | 165-65-2 | .716 |
| 4. | Baltimore Ravens | 143-63-1 | .693 |
| 5. | Minnesota Vikings | 153-77 | .665 |

- Pittsburgh's 125 regular-season road victories during the free agency era (since 1993) are the second-most in the League.

MOST REGULAR-SEASON ROAD WINS IN THE FREE AGENCY ERA

| RANK | TEAM | WINS |
|------|----------------------|------|
| 1. | New England Patriots | 140 |
| 2. | Pittsburgh Steelers | 125 |
| 3. | Green Bay Packers | 120 |
| 4. | New Orleans Saints | 118 |
| 5. | Philadelphia Eagles | 116 |
| | Indianapolis Colts | 116 |

- Pittsburgh's .546 regular-season road winning percentage during the free agency era (since 1993) is the second-highest in the League.

BEST REGULAR-SEASON ROAD RECORD IN THE FREE AGENCY ERA

| RANK | TEAM | RECORD | WIN PCT. |
|------|----------------------|-----------|----------|
| 1. | New England Patriots | 140-91 | .606 |
| 2. | Pittsburgh Steelers | 125-104-1 | .546 |
| 3. | Green Bay Packers | 120-112 | .517 |
| 4. | New Orleans Saints | 118-114 | .509 |
| 5. | Indianapolis Colts | 116-114 | .504 |
| | Philadelphia Eagles | 116-114 | .504 |

SINCE THE 1970 AFL-NFL MERGER

- Pittsburgh recorded its 490th regular-season win since the 1970 AFL-NFL merger in Week 8 of 2021 at Cleveland. The Steelers became the first NFL team since the merger to reach 490 wins.
- The Steelers are 493-309-4 (.614) during the regular season since 1970.
- The Steelers are one of three teams (Dallas, 469; New England, 465) with at least 460 regular-season wins since the 1970 AFL-NFL merger.
- Pittsburgh's 493 victories since the 1970 AFL-NFL merger are the most in the League.

MOST REGULAR-SEASON WINS SINCE 1970 AFL-NFL MERGER

| RANK | TEAM | WINS |
|------|----------------------|------|
| 1. | Pittsburgh Steelers | 493 |
| 2. | Dallas Cowboys | 469 |
| 3. | New England Patriots | 465 |
| 4. | Miami Dolphins | 459 |
| 5. | Denver Broncos | 456 |

- Pittsburgh's .614 winning percentage since the 1970 AFL-NFL merger is the highest in the League.

BEST REGULAR-SEASON WIN PERCENTAGE SINCE 1970 AFL-NFL MERGER

| RANK | TEAM | RECORD | WIN PCT. |
|------|----------------------|-----------|----------|
| 1. | Pittsburgh Steelers | 493-309-4 | .614 |
| 2. | Dallas Cowboys | 469-337 | .582 |
| 3. | New England Patriots | 465-341 | .577 |
| 4. | Miami Dolphins | 459-345-2 | .571 |
| 5. | Denver Broncos | 455-344-6 | .570 |

- The Steelers own the best regular-season home record in the NFL with a 290-112-2 mark (.720) since 1970.
- The Steelers are one of two teams (Denver, 272) with at least 270 regular-season home wins since the 1970 AFL-NFL merger.
- Pittsburgh's 290 regular-season home victories since the 1970 AFL-NFL merger are the most in the League.

MOST REGULAR-SEASON HOME WINS SINCE 1970 AFL-NFL MERGER

| RANK | TEAM | WINS |
|------|----------------------|------|
| 1. | Pittsburgh Steelers | 290 |
| 2. | Denver Broncos | 272 |
| 3. | Minnesota Vikings | 268 |
| 4. | New England Patriots | 263 |
| | Miami Dolphins | 263 |

- Pittsburgh's .720 regular-season home winning percentage since the 1970 AFL-NFL merger is the highest in the League.

BEST REGULAR-SEASON HOME WIN PERCENTAGE SINCE 1970 AFL-NFL MERGER

| RANK | TEAM | RECORD | WIN PCT. |
|------|---------------------|-----------|----------|
| 1. | Pittsburgh Steelers | 290-112-2 | .720 |
| 2. | Baltimore Ravens | 143-63-1 | .693 |
| 3. | Denver Broncos | 272-129-4 | .677 |
| 4. | Minnesota Vikings | 268-134-1 | .666 |
| 5. | Miami Dolphins | 263-139-1 | .654 |

- The Steelers own the second-best regular-season road record in the NFL with a 203-197-2 mark (.507) since 1970.
- The Steelers are one of four teams (Dallas, 208; New England, 202; San Francisco 201) with at least 200 regular-season road wins since the 1970 AFL-NFL merger.
- Pittsburgh's 203 regular-season road victories since the 1970 AFL-NFL merger are the second-most in the League.

MOST REGULAR-SEASON ROAD WINS SINCE 1970 AFL-NFL MERGER

| RANK | TEAM | WINS |
|------|----------------------|------|
| 1. | Dallas Cowboys | 208 |
| 2. | Pittsburgh Steelers | 203 |
| 3. | New England Patriots | 202 |
| 4. | San Francisco 49ers | 201 |
| 5. | Miami Dolphins | 196 |

- Pittsburgh's .507 regular-season road winning percentage since the 1970 AFL-NFL merger is the second-highest in the League.

BEST REGULAR-SEASON HOME WIN PERCENTAGE SINCE 1970 AFL-NFL MERGER

| RANK | TEAM | RECORD | WIN PCT. |
|------|----------------------|-----------|----------|
| 1. | Dallas Cowboys | 208-196 | .515 |
| 2. | Pittsburgh Steelers | 203-197-2 | .507 |
| 3. | New England Patriots | 202-201 | .501 |
| 4. | San Francisco 49ers | 201-201-1 | .500 |
| 5. | Miami Dolphins | 196-206-1 | .488 |

THE STANDARD IS THE STANDARD

- Pittsburgh has recorded 17 consecutive seasons with a .500 record or better, which is the longest active streak in the NFL and the longest streak in team history (previous record was 13, 1972-1984).

MOST ACTIVE CONSECUTIVE NON-LOSING SEASONS

| RANK | TEAM | SEASONS | YEARS |
|------|---------------------|---------|---------|
| 1. | Pittsburgh Steelers | 17 | 2004-20 |
| 2. | Seattle Seahawks | 9 | 2012-20 |
| | Kansas City Chiefs | 9 | 2013-21 |
| 4. | Tennessee Titans | 6 | 2016-21 |
| | Baltimore Ravens | 5 | 2016-20 |

MOST CONSECUTIVE NON-LOSING SEASONS SINCE 1970 AFL-NFL MERGER

| RANK | TEAM | SEASONS | YEARS |
|------|----------------------|---------|-----------|
| 1. | New England Patriots | 19 | 2001-19 |
| 2. | Pittsburgh Steelers | 17 | 2004-20 |
| 3. | San Francisco 49ers | 16 | 1983-98 |
| | Dallas Cowboys | 16 | 1970-85 |
| 5. | Miami Dolphins | 15 | 1989-2003 |
| 6. | Pittsburgh Steelers | 13 | 1972-84 |
| | Green Bay Packers | 13 | 1992-2004 |

- Steelers QB **Ben Roethlisberger** (2004-20) has played on a team with a .500 record or better in each of his 17 seasons in the NFL, which is an NFL record for an individual player.
- C Frank Winters (1987-2002; Cleveland, N.Y. Giants, Kansas City and Green Bay) held the previous League record with 16 seasons. G Gene Hickerson (1958-60, 1962-73; Cleveland) and LB James Harrison (2002-17; Pittsburgh, Cincinnati and New England) had 15.

MOST CONSECUTIVE NON-LOSING SEASONS (PLAYER)

| RANK | PLAYER | SEASONS |
|------|--------------------|-----------------------|
| 1. | Ben Roethlisberger | 17 (2004-20) |
| 2. | Frank Winters | 16 (1987-2002) |
| 3. | Gene Hickerson | 15 (1958-60, 1962-73) |
| | James Harrison | 15 (2002-17) |

STEELERS 2021 TEAM CAPTAINS

- The Steelers selected three players to serve as team captains for the 2021 season determined by a vote of their teammates.
- QB **Ben Roethlisberger** was selected to serve as offensive captain, DT **Cameron Heyward** was picked to serve as defensive captain and FB **Derek Watt** was chosen to serve as the special teams captain.
- Roethlisberger was selected as an offensive captain for the 13th time in his career (2008-09, 2011-21). This marks Heyward's seventh consecutive year as a captain (2015-21).
- Watt was named captain for the first time in his career.

TOMLIN AMONG THE BEST

- **Mike Tomlin** has led Pittsburgh to a 152-84-2 (.643) record in the regular season since becoming the team's head coach in 2007.
- Tomlin ranks 12th in NFL history with a regular-season record of 68 games over .500.

MOST GAMES ABOVE .500 BY HEAD COACH IN NFL HISTORY

| RANK | COACH | GAMES > .500 |
|------|---------------------------------|--------------|
| 8. | Marty Schottenheimer, 1984-2006 | 74 |
| 9. | John Madden, 1969-1978 | 71 |
| 10. | Tony Dungy, 1996-2008 | 70 |
| 11. | George Allen, 1966-1977 | 69 |
| 12. | Mike Tomlin, 2007-2021 | 68 |

- Tomlin, Bill Belichick, Andy Reid and Marty Schottenheimer are the only coaches in NFL history with career records of 60 or more games over .500 not in the Pro Football Hall of Fame.

TOMLIN'S RECORD WHEN

| | | | |
|-------------------------------|-----|----|---|
| Overall | 152 | 84 | 2 |
| Home | 87 | 32 | 1 |
| Away | 65 | 52 | 1 |
| In overtime | 7 | 7 | 2 |
| Grass | 121 | 60 | 2 |
| Turf | 31 | 24 | 0 |
| Indoors | 11 | 6 | 0 |
| Outdoors | 141 | 78 | 2 |
| AFC | 113 | 63 | 1 |
| AFC North | 60 | 27 | 1 |
| AFC East | 15 | 15 | 0 |
| AFC South | 23 | 7 | 0 |
| AFC West | 15 | 14 | 0 |
| NFC | 39 | 21 | 1 |
| NFC North | 9 | 6 | 1 |
| NFC East | 10 | 6 | 0 |
| NFC South | 8 | 4 | 0 |
| NFC West | 12 | 5 | 0 |
| Playoffs | 8 | 8 | 0 |
| Wild Card | 2 | 4 | 0 |
| Divisional | 3 | 2 | 0 |
| Title Game | 2 | 1 | 0 |
| Super Bowl | 1 | 1 | 0 |
| On Sunday Night Football | 18 | 13 | 0 |
| On Monday Night Football | 17 | 3 | 0 |
| On Thursday Night Football | 8 | 8 | 0 |
| On Saturday | 1 | 0 | 0 |
| On Sunday at 1 pm ET | 80 | 34 | 2 |
| On Sunday at 4:25 pm ET | 26 | 25 | 1 |
| In September | 27 | 23 | 1 |
| In October | 40 | 15 | 0 |
| In November | 39 | 21 | 1 |
| In December | 41 | 24 | 0 |
| In January | 5 | 1 | 0 |
| Coming off a loss | 52 | 29 | 0 |
| Coming off a win | 91 | 48 | 1 |
| Coming off a tie | 0 | 2 | 0 |
| Opponent Coming off a loss | 66 | 43 | 1 |
| Opponent Coming off a win | 76 | 36 | 0 |
| Opponent Coming off a tie | 1 | 0 | 0 |
| Coming off a Bye | 11 | 4 | 0 |
| Opponent coming off a Bye | 9 | 5 | 1 |
| Scoring first | 91 | 34 | 2 |
| Opponent scores first | 61 | 50 | 0 |
| Leading at any point | 150 | 52 | 2 |
| Trailing at any point | 90 | 83 | 1 |
| Leading at halftime | 108 | 20 | 1 |
| Tied at halftime | 11 | 9 | 1 |
| Trailing at halftime | 33 | 55 | 0 |
| Decided by 3 points or fewer | 31 | 27 | 2 |
| Decided by 7 points or fewer | 74 | 53 | 2 |
| Decided by 8 pts or fewer | 81 | 54 | 2 |
| *Opp. Missed Playoffs | 92 | 48 | 2 |
| *Opp. Lost Wild Card | 23 | 12 | 0 |
| *Opp. Lost Divisional Playoff | 24 | 10 | 0 |
| *Opp. Lost Title Game | 8 | 7 | 0 |
| *Opp. Lost Super Bowl | 3 | 1 | 0 |

TOMLIN'S RECORD WHEN

| | | | |
|-------------------------------|-----|----|---|
| *Opp. Won Super Bowl | 2 | 6 | 0 |
| Leading after three quarters | 117 | 16 | 1 |
| Tied after three quarters | 10 | 8 | 0 |
| Trailing after three quarters | 25 | 60 | 1 |
| Scoring 40+ points | 11 | 0 | 0 |
| Scoring 30-39 points | 37 | 8 | 0 |
| Scoring 20-29 points | 77 | 27 | 1 |
| Scoring 0-19 points | 27 | 49 | 1 |
| Allowing 40+ points | 0 | 5 | 0 |
| Allowing 30-39 points | 5 | 21 | 0 |
| Allowing 20-29 points | 44 | 43 | 1 |
| Allowing 0-19 Points | 103 | 15 | 1 |
| 3 days rest | 7 | 7 | 0 |
| 4 days rest | 1 | 1 | 0 |
| 5 days rest | 11 | 8 | 1 |
| 6 days rest | 86 | 53 | 0 |
| 7 days rest | 14 | 2 | 0 |
| 9 days rest | 12 | 3 | 0 |
| 10 days rest | 1 | 1 | 0 |
| 12 days rest | 0 | 1 | 0 |
| 13 days rest | 9 | 3 | 0 |
| 14 days rest | 2 | 0 | 0 |
| Opp. 3 days rest | 7 | 7 | 0 |
| Opp. 5 days rest | 8 | 8 | 0 |
| Opp. 6 days rest | 98 | 51 | 0 |
| Opp. 7 days rest | 15 | 3 | 0 |
| Opp. 9 days rest | 4 | 4 | 0 |
| Opp. 10 days rest | 2 | 1 | 0 |
| Opp. 13 days rest | 8 | 5 | 1 |
| Opp. 14 days rest | 1 | 0 | 0 |
| Outrushing opponent | 106 | 21 | 0 |
| Getting outrushed | 44 | 64 | 2 |
| Rushing Yards tied | 1 | 0 | 0 |
| Passing for more yards | 46 | 34 | 1 |
| Passing for fewer yards | 106 | 50 | 1 |
| Outgaining opponent | 118 | 40 | 2 |
| Outgained by opponent | 34 | 44 | 0 |
| Clear | 131 | 73 | 1 |
| Rain | 18 | 8 | 1 |
| Snow | 3 | 3 | 0 |
| Below 32-degrees | 14 | 8 | 0 |
| Above 32-degrees | 138 | 76 | 2 |
| Winning time of possession | 114 | 36 | 2 |
| Losing time of possession | 38 | 48 | 0 |
| Scoring a defensive TD | 28 | 2 | 0 |
| Allowing a defensive TD | 7 | 12 | 0 |
| Scoring a special teams TD | 11 | 0 | 0 |
| Allowing a special teams TD | 6 | 7 | 0 |
| Fewer penalty yards | 82 | 49 | 1 |
| More penalty yards | 70 | 35 | 1 |
| Winning turnover battle | 84 | 13 | 0 |
| Losing turnover battle | 26 | 53 | 2 |
| Tied turnover battled | 42 | 18 | 0 |
| -1 Turnovers | 26 | 52 | 1 |
| -2 Turnovers | 6 | 30 | 1 |
| -3 Turnovers | 3 | 18 | 2 |
| -4 Turnovers | 0 | 11 | 1 |

TOMLIN'S RECORD WHEN

| | | | |
|---------------------------|----------|----------|----------|
| -5 Turnovers | 0 | 3 | 1 |
| -6 Turnovers | 0 | 2 | 0 |
| -7 Turnovers | 0 | 2 | 0 |
| +1 Turnovers | 83 | 13 | 0 |
| +2 Turnovers | 45 | 2 | 0 |
| +3 Turnovers | 17 | 1 | 0 |
| +4 Turnovers | 7 | 0 | 0 |
| +5 Turnovers | 1 | 0 | 0 |
| +6 Turnovers | 1 | 0 | 0 |
| 100-yard rusher | 52 | 8 | 2 |
| 100-yard receiver | 62 | 40 | 1 |
| 200-yard passer | 118 | 63 | 2 |
| 200-yard rusher | 2 | 0 | 0 |
| 200-yard receiver | 2 | 1 | 0 |
| 300-yard passer | 38 | 26 | 1 |
| 400-yard passer | 4 | 7 | 0 |
| 500-yard passer | 3 | 0 | 0 |
| Opp. 100-yard rusher | 13 | 22 | 2 |
| Opp. 100-yard receiver | 41 | 29 | 1 |
| Opp. 200-yard passer | 88 | 52 | 0 |
| Opp. 200-yard rusher | 0 | 2 | 0 |
| Opp. 200-yard receiver | 2 | 0 | 0 |
| Opp. 300-yard passer | 20 | 19 | 0 |
| Opp. 400-yard passer | 4 | 1 | 0 |
| Opp. 500-yard passer | 0 | 0 | 0 |
| Arizona Cardinals | 3 | 1 | 0 |
| Atlanta Falcons | 3 | 0 | 0 |
| Baltimore Ravens | 15 | 14 | 0 |
| Buffalo Bills | 5 | 2 | 0 |
| Carolina Panthers | 3 | 0 | 0 |
| Chicago Bears | 1 | 3 | 0 |
| Cincinnati Bengals | 22 | 8 | 0 |
| Cleveland Browns | 23 | 5 | 1 |
| Dallas Cowboys | 2 | 2 | 0 |
| Denver Broncos | 4 | 3 | 0 |
| Detroit Lions | 3 | 0 | 1 |
| Green Bay Packers | 3 | 1 | 0 |
| Houston Texans | 4 | 1 | 0 |
| Indianapolis Colts | 7 | 1 | 0 |
| Jacksonville Jaguars | 5 | 2 | 0 |
| Kansas City Chiefs | 5 | 3 | 0 |
| Las Vegas Raiders | 2 | 5 | 0 |
| L.A. Chargers | 4 | 3 | 0 |
| L.A. Rams | 4 | 0 | 0 |
| Miami Dolphins | 4 | 2 | 0 |
| Minnesota Vikings | 2 | 2 | 0 |
| New England Patriots | 3 | 7 | 0 |
| New Orleans Saints | 0 | 3 | 0 |
| N.Y. Giants | 3 | 1 | 0 |
| N.Y. Jets | 3 | 4 | 0 |
| Philadelphia Eagles | 2 | 2 | 0 |
| San Francisco 49ers | 2 | 2 | 0 |
| Seattle Seahawks | 3 | 2 | 0 |
| Tampa Bay Buccaneers | 2 | 1 | 0 |
| Tennessee Titans | 7 | 3 | 0 |
| Washington Football Team | 3 | 1 | 0 |

- Tomlin's 152 regular-season victories are second best in the NFL since 2007.
- Tomlin's .643 regular-season win percentage is the second-highest among active NFL head coaches (minimum 100 games).

NFL HEAD COACH RECORDS SINCE 2007

| RANK | COACH | RECORD | PLAYOFF APPS. | SUPER BOWL APPS. |
|------|----------------|----------|---------------|------------------|
| 1. | Bill Belichick | 178-60 | 13 | 4 |
| 2. | Mike Tomlin | 152-84-2 | 9 | 2 |
| 3. | Andy Reid | 151-86-1 | 10 | 2 |
| 4. | Sean Payton | 140-82 | 8 | 1 |
| 5. | John Harbaugh | 137-85 | 9 | 1 |

- His 152 regular-season victories are the third-most among active coaches in the NFL.

MOST REGULAR-SEASON WINS BY AN ACTIVE NFL HEAD COACH

| RANK | COACH | WINS |
|------|----------------|------|
| 1. | Bill Belichick | 289 |
| 2. | Andy Reid | 231 |
| 3. | Mike Tomlin | 152 |
| 4. | Pete Carroll | 150 |
| | Sean Payton | 150 |

- Tomlin's 152 regular-season victories are the 19th-most in NFL history.

MOST REGULAR-SEASON WINS BY HEAD COACH IN NFL HISTORY

| RANK | COACH | WINS |
|------|--------------|------|
| 18. | Joe Gibbs | 154 |
| 19. | Mike Tomlin | 152 |
| 20. | Steve Owen | 151 |
| 21. | Pete Carroll | 150 |
| | Sean Payton | 150 |

- Tomlin's .643 regular-season win percentage is the 10th-highest in NFL history (minimum 100 games).

HEAD COACH WIN PERCENTAGE IN NFL HISTORY (MIN. 100 GAMES)

| RANK | COACH | WIN PCT. |
|------|-----------------|----------|
| 1. | John Madden | .759 |
| 2. | Vince Lombardi | .738 |
| 3. | George Allen | .712 |
| 4. | Blanton Collier | .691 |
| 5. | George Halas | .682 |
| 6. | Don Shula | .677 |
| 7. | Bill Belichick | .672 |
| 8. | Tony Dungy | .668 |
| 9. | George Seifert | .648 |
| 10. | Mike Tomlin | .643 |

ACTIVE HEAD COACH WINNING PERCENTAGE (MIN. 100 GAMES)

| RANK | COACH | W | L | T | WIN PCT. |
|------|----------------|-----|-----|---|----------|
| 1. | Bill Belichick | 289 | 141 | 0 | .672 |
| 2. | Mike Tomlin | 152 | 84 | 2 | .643 |
| 3. | Andy Reid | 231 | 134 | 1 | .633 |
| 4. | Sean Payton | 150 | 88 | 0 | .630 |
| 5. | John Harbaugh | 137 | 85 | 0 | .617 |

TOMLIN T-150 COACH

- **Mike Tomlin** is the 20th head coach in NFL history to reach 150 career wins.
- Tomlin registered 150 career victories in the fourth-fewest game in League history.

FEWEST GAMES COACHED TO 150 CAREER VICTORIES

| RANK | PLAYER | GAMES |
|------|---------------|-------|
| 1. | Don Shula | 204 |
| 2. | George Halas | 223 |
| 3. | Curly Lambeau | 228 |
| 4. | Mike Tomlin | 232 |
| 5. | Bud Grant | 239 |

TOMLIN VS. AFC

- During his career, **Mike Tomlin's** regular-season record against the AFC is 113-63-1 (.641).
- Tomlin's 113 regular-season victories against the AFC rank are the seventh-most in NFL history.

MOST REGULAR-SEASON WINS VS. AFC BY HEAD COACH IN NFL HISTORY

| RANK | COACH | WINS |
|------|----------------------|------|
| 1. | Bill Belichick | 216 |
| 2. | Don Shula | 190 |
| 3. | Chuck Noll | 147 |
| 4. | Marty Schottenheimer | 142 |
| 5. | Mike Shanahan | 116 |
| 6. | Bill Cowher | 115 |
| 7. | Mike Tomlin | 113 |
| 8. | Marv Levy | 112 |
| 9. | Chuck Knox | 109 |
| 10. | Andy Reid | 106 |
| | Jeff Fisher | 106 |

- Tomlin's .641 regular-season winning percentage against the AFC is the fifth-highest in NFL history.

BEST REGULAR-SEASON WIN PERCENTAGE VS. AFC BY HEAD COACH IN NFL HISTORY (MIN. 100 GAMES)

| RANK | COACH | WIN PCT. |
|------|----------------------|----------|
| 1. | Tony Dungy | .731 |
| 2. | John Madden | .724 |
| 3. | Bill Belichick | .673 |
| 4. | Andy Reid | .661 |
| 5. | Mike Tomlin | .641 |
| 6. | Don Shula | .631 |
| 7. | Bill Cowher | .628 |
| 8. | John Harbaugh | .608 |
| 9. | Marty Schottenheimer | .599 |
| 10. | Chuck Noll | .583 |

- Pittsburgh's 113 regular-season victories against the AFC under Tomlin are the second-most among AFC teams since 2007.

MOST REGULAR-SEASON WINS VS. AFC SINCE 2007

| RANK | TEAM | WINS |
|------|----------------------|------|
| 1. | New England Patriots | 134 |
| 2. | Pittsburgh Steelers | 113 |
| 3. | Indianapolis Colts | 105 |
| 4. | Baltimore Ravens | 103 |
| 5. | L.A. Chargers | 94 |

- Pittsburgh's .641 regular-season winning percentage against the AFC under Tomlin is the second-highest among AFC teams since 2007.

BEST REGULAR-SEASON WIN PERCENTAGE VS. AFC SINCE 2007

| RANK | TEAM | W | L | T | WIN PCT. |
|------|----------------------|-----|----|---|----------|
| 1. | New England Patriots | 134 | 43 | 0 | .757 |
| 2. | Pittsburgh Steelers | 113 | 63 | 1 | .641 |
| 3. | Indianapolis Colts | 105 | 73 | 0 | .590 |
| 4. | Baltimore Ravens | 103 | 75 | 0 | .579 |
| 5. | L.A. Chargers | 94 | 83 | 0 | .531 |

- Pittsburgh's 64 regular-season home victories against the AFC under Tomlin are the second-most among AFC teams since 2007.

MOST REGULAR-SEASON HOME WINS VS. AFC SINCE 2007

| RANK | TEAM | WINS |
|------|----------------------|------|
| 1. | New England Patriots | 77 |
| 2. | Pittsburgh Steelers | 64 |
| 3. | Baltimore Ravens | 62 |
| 4. | Indianapolis Colts | 59 |
| 5. | Houston Texans | 51 |

- Pittsburgh's .719 regular-season home winning percentage against the AFC under Tomlin is the second-highest among AFC teams since 2007.

BEST REGULAR-SEASON HOME WIN PERCENTAGE VS. AFC SINCE 2007

| RANK | TEAM | W | L | T | WIN PCT. |
|------|----------------------|----|----|---|----------|
| 1. | New England Patriots | 77 | 11 | 0 | .875 |
| 2. | Pittsburgh Steelers | 64 | 25 | 0 | .719 |
| 3. | Baltimore Ravens | 62 | 27 | 0 | .697 |
| 4. | Indianapolis Colts | 59 | 30 | 0 | .663 |
| 5. | Houston Texans | 51 | 37 | 0 | .580 |

- Pittsburgh's 49 regular-season road victories against the AFC under Tomlin are the second-most among AFC teams since 2007.

MOST REGULAR-SEASON ROAD WINS VS. AFC SINCE 2007

| RANK | TEAM | WINS |
|------|----------------------|------|
| 1. | New England Patriots | 57 |
| 2. | Pittsburgh Steelers | 49 |
| 3. | Kansas City Chiefs | 47 |
| 4. | Indianapolis Colts | 46 |
| 5. | L.A. Chargers | 44 |

- Pittsburgh's .563 regular-season road winning percentage against the AFC under Tomlin is the second-highest among AFC teams since 2007.

BEST REGULAR-SEASON ROAD WIN PERCENTAGE VS. AFC SINCE 2007

| RANK | TEAM | W | L | T | WIN PCT. |
|------|----------------------|----|----|---|----------|
| 1. | New England Patriots | 57 | 32 | 0 | .640 |
| 2. | Pittsburgh Steelers | 49 | 38 | 1 | .563 |
| 3. | Kansas City Chiefs | 47 | 41 | 0 | .534 |
| 4. | Indianapolis Colts | 46 | 43 | 0 | .517 |
| 5. | L.A. Chargers | 44 | 44 | 0 | .500 |

- Including the postseason, Tomlin has a .631 winning percentage (120-70-1) against the AFC during his first 14 years.

TOMLIN ON THE ROAD

- Mike Tomlin has guided Pittsburgh to a 65-52-1 (.555) regular-season road record.
- Tomlin earned his 65th regular-season road win in Week 8 of 2021 at Cleveland and joined **Chuck Noll** (74) as the second head coach in Steelers history with 65 regular-season road victories.
- Tomlin has led Pittsburgh to at least five road wins in seven of his first 14 seasons as the team's head coach and six road wins in three of his 14 at the helm.
- The Steelers' 65 regular-season road victories under Tomlin are tied for the fourth-most in the NFL since 2007.
- Pittsburgh's .555 regular-season home winning percentage under Tomlin is the third-highest in the NFL since 2007.

MOST REGULAR-SEASON ROAD WINS SINCE 2007

| RANK | TEAM | WINS |
|------|----------------------|------|
| 1. | New England Patriots | 80 |
| 2. | New Orleans Saints | 69 |
| 3. | Dallas Cowboys | 66 |
| 4. | Pittsburgh Steelers | 65 |
| | Green Bay Packers | 65 |

BEST REGULAR-SEASON ROAD WIN PERCENTAGE SINCE 2007

| RANK | TEAM | RECORD | WIN PCT. |
|------|----------------------|---------|----------|
| 1. | New England Patriots | 80-39 | .672 |
| 2. | New Orleans Saints | 69-51 | .575 |
| 3. | Pittsburgh Steelers | 65-52-1 | .555 |
| 4. | Dallas Cowboys | 66-54 | .550 |
| 5. | Green Bay Packers | 65-55 | .542 |

- Tomlin's .555 winning percentage in regular-season road games is the fourth-highest among coaches since 2007 (min. 100 games).

BEST REGULAR-SEASON ROAD WIN PERCENTAGE SINCE 2007 (MIN. 100 GAMES)

| RANK | COACH | W | L | T | WIN PCT. |
|------|----------------|----|----|---|----------|
| 1. | Bill Belichick | 80 | 39 | 0 | .672 |
| 2. | Andy Reid | 74 | 43 | 1 | .631 |
| 3. | Sean Payton | 66 | 46 | 0 | .589 |
| 4. | Mike Tomlin | 65 | 52 | 1 | .555 |
| 5. | Mike McCarthy | 55 | 55 | 0 | .500 |

- Tomlin's .555 winning percentage in regular-season road games is the fourth-highest among active coaches in the NFL (min. 100 games).

BEST REGULAR-SEASON ROAD WIN PERCENTAGE AMONG ACTIVE HEAD COACH (MIN. 100 GAMES)

| RANK | COACH | W | L | T | WIN PCT. |
|------|----------------|-----|----|---|----------|
| 1. | Andy Reid | 113 | 68 | 1 | .624 |
| 2. | Bill Belichick | 131 | 84 | 0 | .609 |
| 3. | Sean Payton | 72 | 48 | 0 | .600 |
| 4. | Mike Tomlin | 65 | 52 | 1 | .555 |
| 5. | Mike McCarthy | 60 | 58 | 0 | .508 |

- Tomlin's .555 winning percentage in regular-season road games is the 10th-highest in NFL history (min. 100 games).

BEST REGULAR-SEASON ROAD WIN PERCENTAGE IN NFL HISTORY (MIN. 100 GAMES)

| RANK | COACH | W | L | T | WIN PCT. |
|------|----------------|-----|----|----|----------|
| 1. | Andy Reid | 113 | 68 | 1 | .624 |
| 2. | George Halas | 136 | 87 | 11 | .610 |
| 3. | Bill Belichick | 131 | 84 | 0 | .609 |
| 4. | Sean Payton | 72 | 48 | 0 | .600 |
| 5. | Don Shula | 145 | 97 | 3 | .599 |
| 6. | Tony Dungy | 61 | 43 | 0 | .587 |
| 7. | Curly Lambeau | 101 | 77 | 13 | .567 |
| 8. | Paul Brown | 74 | 57 | 5 | .565 |
| 9. | Bud Grant | 71 | 56 | 2 | .559 |
| 10. | Mike Tomlin | 65 | 52 | 1 | .555 |

WIN NO. 140

- Mike Tomlin earned his 140th regular-season win with the Steelers in the 28-24 victory at Baltimore in Week 8 of 2020.
- The game was Tomlin's 215th of his regular-season tenure, tying him with Curly Lambeau for the third-fewest games by an NFL head coach to secure 140 wins.

FEWEST NFL GAMES COACHED TO 140 WINS

| RANK | HEAD COACH | TEAMS | GAMES |
|------|---------------|-----------------|-------|
| 1. | Don Shula | Baltimore-Miami | 185 |
| 2. | George Halas | Chicago | 210 |
| 3. | Mike Tomlin | Pittsburgh | 215 |
| | Curly Lambeau | Green Bay | 215 |
| 5. | Joe Gibbs | Washington | 216 |

AMONG COACHES IN FIRST 14 YEARS

- Mike Tomlin earned his 145th regular-season victory in Week 16 vs. Indianapolis in 2020, and accumulated a 145-78-1 regular-season record in his first 14 seasons as a head coach in the NFL (2007-20).
- Tomlin's 145 career regular-season victories are the most by a head coach in his first 14 career seasons, surpassing Pro Football Hall of Famer Don Shula (144 regular-season victories from 1963-76).

MOST WINS AMONG NFL HEAD COACHES DURING FIRST 14 SEASONS

| RANK | HEAD COACH | YEARS | WINS |
|------|-------------|------------------|------|
| 1. | Mike Tomlin | 2007-20 | 145 |
| 2. | Don Shula | 1963-76 | 144 |
| 3. | Sean Payton | 2006-20 | 142 |
| 4. | Bill Cowher | 1992-2005 | 141 |
| 5. | Joe Gibbs | 1981-92, 2004-05 | 140 |

TOMLIN IN 14

- In his first 14 seasons as the head coach of the Steelers, Mike Tomlin has an extensive list of accomplishments.
- Tomlin's 145 regular-season wins in his first 14 seasons rank as the most wins in team history for any coach in his first 14 campaigns, and his two Super Bowl appearances rank second in the franchise for a coach in his first 14 seasons.
- Tomlin's nine postseason berths rank tied for first in a coach's first 14 seasons with the Steelers and his seven division titles rank tied for second.

STEELERS HEAD COACHES RECORD THROUGH 14 SEASONS

| RANK | HEAD COACH | RECORD | YEARS |
|------|-------------|-----------------|-----------|
| 1. | Mike Tomlin | 145-78-1 (.650) | 2007-20 |
| 2. | Bill Cowher | 141-82-1 (.632) | 1992-2005 |
| 3. | Chuck Noll | 123-75-1 (.621) | 1969-1982 |

| RANK | HEAD COACH | SUPER BOWL APP. | SUPER BOWL WINS |
|------|-------------|-------------------------|-------------------------|
| 1. | Chuck Noll | 4 (1974, '75, '78, '79) | 4 (1974, '75, '78, '79) |
| 2. | Mike Tomlin | 2 (2008, '10) | 1 (2008) |
| | Bill Cowher | 2 (1995, 2006) | 1 (2006) |

| RANK | HEAD COACH | PLAYOFF APP. | YEARS |
|------|-------------|--------------|------------------------------|
| 1. | Bill Cowher | 9 | 1992-97, 2001, '02, '04 |
| | Mike Tomlin | 9 | 2007-08, '10-11, '14-17, '20 |
| 3. | Chuck Noll | 8 | 1972-79 |

| RANK | HEAD COACH | DIVISION TITLES | YEARS |
|------|-------------|-----------------------|--------------------------------|
| 1. | Bill Cowher | 8 (AFC Central/North) | 1992, '94-97, 2001, '02, '04 |
| 2. | Mike Tomlin | 7 (AFC North) | 2007-08, '10, '14, '16-17, '20 |
| | Chuck Noll | 7 (AFC Central) | 1972, '74-79 |

FOURTH QUARTER EXPLOSION

- Pittsburgh has scored 142 points in the fourth quarter this season, which is the second-most in the NFL.

MOST FOURTH-QUARTER POINTS IN 2021

| RANK | TEAM | PTS |
|------|----------------------|-----|
| 1. | New Orleans Saints | 150 |
| 2. | Pittsburgh Steelers | 142 |
| 3. | L.A. Chargers | 138 |
| 4. | New England Patriots | 135 |
| 5. | Baltimore Ravens | 123 |

- Pittsburgh owns a 49-point scoring margin (142-93) in the fourth quarter this season, which is the third-best in the NFL.

LARGEST FOURTH-QUARTER SCORING MARGIN IN 2021

| RANK | TEAM | MARGIN |
|------|----------------------|--------|
| 1. | New England Patriots | +93 |
| 2. | New Orleans Saints | +74 |
| 3. | Pittsburgh Steelers | +49 |
| 4. | Denver Broncos | +40 |
| 5. | Buffalo Bills | +30 |
| | Arizona Cardinals | +30 |

- Thirteen teams have scored 17 or more points in the fourth quarter on 21 different occasions in 2021.
- Pittsburgh has scored 17 or more points in the fourth quarter in four different games in 2021 (Week 1 at Buffalo, Week 11 at L.A. Chargers, Week 13 vs. Baltimore and Week 14 at Minnesota).
- The Steelers did not score 17 or more points in a single fourth over the previous three seasons (2018-20).

MOST FOURTH QUARTERS WITH 17+ POINTS IN 2021

| RANK | TEAM | GAMES |
|------|----------------------|-------|
| 1. | Pittsburgh Steelers | 4 |
| 2. | New Orleans Saints | 3 |
| | Tampa Bay Buccaneers | 2 |
| | L.A. Chargers | 2 |
| | Buffalo Bills | 2 |

- Pittsburgh has scored 17 or more points in the fourth quarter against Baltimore four times in franchise history (Week 13, 2021; Week 14, 2017; Week 16, 2016; Week 9, 2014).
- Pittsburgh's 27 fourth-quarter points vs. Los Angeles in Week 11 are the third-most in the fourth quarter in franchise history. The record for most fourth-quarter points is 28, set on two occasions (Week 10 of 1952 vs. N.Y. Giants; Week 15 of 1986 at N.Y. Jets).

MOST FOURTH-QUARTER POINTS IN THE NFL IN 2021

| RANK | TEAM. OPP. DATE | PTS |
|------|--|-----|
| 1. | Pittsburgh Steelers (at L.A. Chargers, 11/21) | 27 |
| 2. | L.A. Chargers (vs. Cleveland Browns, 10/10) | 26 |
| 3. | New Orleans Saints (vs. Atlanta Falcons, 11/7) | 22 |
| | New Orleans Saints (at Philadelphia Eagles, 11/21) | 22 |
| | Houston Texans (L.A. Rams, 10/31) | 22 |

- The franchise record for points in any quarter is 28, accomplished five times in Steelers' history. The Steelers' 27 fourth-quarter points vs. Los Angeles in Week 11 are tied for the sixth-most in any quarter in franchise history.
- Pittsburgh's 27 fourth-quarter points vs. Los Angeles in Week 11 are the second-most in the fourth quarter of a road game and second-most in any quarter of a road game in franchise history.

MOST POINTS IN 4TH QUARTER IN FRANCHISE HISTORY

| RANK | OPP. DATE | PTS |
|------|------------------------------|-----|
| 1. | at N.Y. Jets, 12/13/1986 | 28 |
| | vs. N.Y. Giants, 11/30/1952 | 28 |
| 3. | at L.A. Chargers, 11/21/2021 | 27 |
| 4. | at Cincinnati, 12/7/2014 | 25 |
| 5. | vs. Tennessee, 11/1/1998 | 24 |

MOST POINTS IN ANY QUARTER IN FRANCHISE HISTORY

| RANK | OPP. DATE (QUARTER) | PTS |
|------|---|-----|
| 1. | vs. Indianapolis, 10/26/2014 (2nd) | 28 |
| | vs. Cincinnati, 12/4/2011 (2nd) | 28 |
| | at N.Y. Jets, 12/13/1986 (4th) | 28 |
| | vs. Chicago Cardinals, 12/13/1959 (2nd) | 28 |
| | vs. N.Y. Giants, 11/30/1952 (4th) | 28 |
| 6. | at L.A. Chargers, 11/21/2021 (4th) | 27 |
| | vs. Cleveland, 10/17/1954 (2nd) | 27 |

TOMLIN-BEN

- **Mike Tomlin** and QB **Ben Roethlisberger** recorded their 108th regular-season win together in Week 5 of 2018 against Atlanta, breaking a tie with Chuck Noll and Terry Bradshaw for the most wins by a head coach-quarterback tandem in franchise history.
- Tomlin and Roethlisberger picked up their 117th regular-season victory in Week 2 of 2020 against Denver, breaking a tie with Don Shula and Dan Marino for the third-most wins by a head coach-quarterback tandem in NFL history.
- The duo's 134 regular-season wins are the third-most by a head coach-quarterback pairing in NFL history.

MOST REGULAR-SEASON WINS BY A HEAD COACH-QUARTERBACK IN NFL HISTORY

| RANK | DUO | WINS |
|------|--------------------------------|------|
| 1. | Bill Belichick-Tom Brady | 219 |
| 2. | Sean Payton-Drew Brees | 141 |
| 3. | Mike Tomlin-Ben Roethlisberger | 134 |
| 4. | Don Shula-Dan Marino | 116 |
| 5. | Chuck Noll-Terry Bradshaw | 107 |

BEN BY THE NUMBERS

| | |
|----------|--|
| 63,562 | With 148 yards passing in Week 15 vs. Tennessee, Roethlisberger moved past Philip Rivers into fifth on the all-time NFL passing yards list (63,562). |
| 3,000 | Roethlisberger has thrown for 3,000+ yards in 15 of his 18 seasons in the NFL. Only Tom Brady (19), Brett Favre (18), Drew Brees (16) and Peyton Manning (16) have more in NFL history. |
| 400 | With his 45-yard TD pass to WR Diontae Johnson in Week 4 at Green Bay, Roethlisberger became the eighth quarterback in NFL history to surpass 400 career regular-season passing TDs. |
| 400 | Roethlisberger has thrown for 400 or more yards in 14 games (regular-season and postseason), which is a franchise record and fourth in NFL history. |
| 246 | Roethlisberger has played in 246 regular-season games for the Steelers, which is a franchise record. His 246 regular-season games played at quarterback are tied for the sixth-most in NFL history. Roethlisberger's 246 regular-season games played at quarterback with one franchise are the third-most in the League. |
| 244 | Roethlisberger has started 244 regular-season games for the Steelers, which is a franchise record. His 244 regular-season games started at quarterback are the fifth-most in NFL history. Roethlisberger's 244 regular-season games started at quarterback with one franchise are the third-most in the League. |
| 163-80-1 | Roethlisberger's regular-season record as a starting quarterback is 163-80-1 (.670), which is the sixth-highest win percentage in NFL history (min. 150 starts) and most wins in franchise history for a starting signal caller. |
| 163 | Roethlisberger's 163 regular-season wins as a starting quarterback are the fifth-most in NFL history. |
| 158.3 | Roethlisberger has posted a perfect passer rating of 158.3 or better in four games during his NFL regular-season career (min. 10 attempts/game) - the most all-time. |
| 134 | Roethlisberger has registered 134 career multi-TD pass games (regular-season and postseason), which is a franchise record, eighth in NFL history and seventh in League history with one franchise. |
| 125.0 | Roethlisberger has recorded a passer rating of 125.0 or higher 30 times in his NFL regular-season career (minimum 20 attempts), most recently in Week 5 of 2020 against the Philadelphia Eagles (125.4), which is the eighth-most in NFL history. |
| 118 | Roethlisberger has thrown 118 TD passes in the fourth quarter and overtime in his regular-season career, which is a franchise record and third in NFL history. |
| 100.0 | Roethlisberger has registered a passer rating of 100.0 or higher in 107 career games (regular-season and postseason), which is a franchise record, seventh in NFL history and tied for fourth in League history with one franchise. |
| 92 | Pittsburgh is 92-15 (.860) when Roethlisberger has registered a passer rating of 100.0 or higher. |
| 91 | Roethlisberger owns an 91-31 (.746) regular-season career record as a starting quarterback at Heinz Field. His 91 home victories are the sixth-most in NFL history. His .746 home winning percentage is the sixth-highest in League history (min. 100 home starts). |
| 91 | Roethlisberger has registered 91 victories at Heinz Field, which ranks third all-time at a venue behind Tom Brady (116 at Mercedes-Benz Superdome) and John Elway (95 at Mile High). |
| 74 | Roethlisberger has registered 74 games with 300 or more yards passing (regular-season and postseason), which is a franchise record and seventh in NFL history. |
| 67 | Roethlisberger has 67 career completions (regular-season and postseason) of 50+ yards, which is the sixth-most in NFL history. |

BEN BY THE NUMBERS

| | |
|-----|---|
| 64 | Roethlisberger is 64-37-1 (.632) in games decided by six points or less with him under center. His 64 victories (regular-season and postseason) in games decided by six points or less with him under center are the second-most in NFL history. Roethlisberger's .632 winning percentage in games decided by six points or less with him under center is the second-highest in NFL history (min. 50 starts). |
| 53 | Roethlisberger has now thrown a TD pass to 53 different players (including RB Najee Harris and TE Pat Freiermuth in 2021) over his regular-season NFL career. |
| 52 | Roethlisberger has rallied the Steelers from a tie or deficit in the fourth quarter 52 times in his career, which is a franchise record and tied for third in NFL history. |
| 40 | Roethlisberger has led the Steelers to an offensive scoring drive in the 4th quarter with the team trailing by one score to either tie or take the lead 40 times in his career, which is a franchise record and third in NFL history. |
| 35 | Roethlisberger has recorded 35 career TD passes of 50 or more yards, which is a franchise record and ranks sixth in NFL history. |
| 25+ | Roethlisberger has thrown 25 or more TD passes nine times over his 17-year career. The nine 25+ passing TD seasons rank seventh since the 1970 AFL-NFL merger. |
| 23 | Roethlisberger has thrown 23 TDs in the last two minutes of a regular-season game, which ranks second since 2000. |
| 20+ | The Steelers have scored at least 20 points in 96 of the 122 games at home with Roethlisberger as the starter. |
| 15 | Roethlisberger threw at least 15 TD passes in each of his first 15 NFL seasons, the most consecutive seasons with 15 or more scoring tosses to start an NFL career. He added his 17th season with at least 15 TD passes in 2021. |
| 11 | Roethlisberger has thrown 20 or more TD passes during his NFL career in 11 seasons - a franchise record - including eight consecutive seasons prior to 2019 (2007, 2009, 2011-18, 2020). |
| 10 | Roethlisberger has 10 career completions of 80 yards or longer. |
| 8 | Roethlisberger ranks in the top eight in NFL history in games (t-6th, 246), starts (5th, 244), pass yards (5th, 63,562), pass completions (5th, 3,363), pass attempts (6th, 8,318) and TD passes (8th, 415). |
| 9 | Roethlisberger has nine career TD passes of 80 yards or longer, which is tied with Brett Favre for the most in NFL history. |
| 8TH | Roethlisberger is the eighth quarterback in NFL history to surpass 400 career passing TDs, including the regular-season and postseason (449). |
| 8TH | Roethlisberger has registered three or more passing TDs in 59 career games (regular-season and postseason), which is a franchise record, eighth in NFL history and eighth in League history with one franchise. |
| 3RD | With a win at Cleveland in Week 8, Roethlisberger registered his 160th career win in his 238th career start, becoming the third-fastest quarterback to reach 160 wins in NFL history. |
| 3RD | Roethlisberger has thrown 235 TD passes at Heinz Field, which is the third-most all-time at a particular venue in NFL history behind Drew Brees (281 at Mercedes-Benz Superdome) and Tom Brady (258 at Gillette Stadium). |
| 2 | Roethlisberger is one of two quarterbacks to record at least 24 regular-season wins against multiple opponents since the 1970 AFL-NFL merger (24, Cincinnati; 24, Cleveland). |
| 1ST | Roethlisberger is the first quarterback in NFL history with 500 passing yards in three career games (Week 8 2014, Week 15 2009 and Week 14 2017). |

MOVING ON UP

QB Ben Roethlisberger leads the Steelers in nearly all major career statistics. The following is where Roethlisberger ranks in Steelers history in several key categories:

| | | |
|---|--------|-------|
| Single-Season TD Passes (2018) | 34 | 1st |
| Single-Season Passing Yards (2018) | 5,129 | 1st |
| Career Passing TDs (regular season) | 415 | 1st |
| Single-Season Completions (2018) | 452 | 1st |
| Single-Season Pass Attempts (2018) | 675 | 1st |
| Single-Season Completion Pct. (2015) | 68.0 | 1st |
| Single-Season Passer Rating (2007) | 104.1 | 1st |
| 3,000-Yard Passing Seasons (2006-18, 2020-21) | 15 | 1st |
| Consecutive 3,000-Yard Passing Seasons (2006-18) | 13 | 1st |
| Single-Game Completion Pct. (9/7/08 vs. Houston) | 92.9 | 1st |
| Seasons w/ 250+ Completions (2006-09, '11-18, 2020-21) | 14 | 1st |
| Seasons w/ Completion Pct. of 60.0+ (2004, '05, '07, '09-'18, 2020) | 14 | 1st |
| Seasons w/ Passer Rating of 90.0+ (2004, '05, '07, '09-'18, 2020) | 14 | 1st |
| Completions in Single Game (12/10/17 vs. Baltimore) | 44 | 1st |
| Attempts in Single Game (12/10/17 vs. Baltimore) | 66 | 1st |
| Passing Yards in Single Game (10/26/14 vs. Indianapolis) | 522 | 1st |
| Career Completions | 5,363 | 1st |
| Career Attempts | 8,318 | 1st |
| Career Passing Yards | 63,562 | 1st |
| Career Completion Pct. | 64.4 | 1st |
| Career Passing Yards/Attempts | 7.64 | 1st |
| Career QB Rating | 93.9 | 1st |
| Career 300-yard Passing Games (reg and postseason) | 74 | 1st |
| Career Games w/ 30+ Completions (reg and postseason) | 36 | 1st |
| Career Games w/ 100.0+ Passer Rating (reg and postseason) | 107 | 1st |
| Career Perfect Passer Rating Games (158.3) ** | 4 | 1st |
| Career QB Rating in 4th Qtr./Overtime * | 94.4 | 1st |
| Career Touchdown Passes in 4th Quarter/Overtime | 118 | 1st |
| Career Touchdown Passes in Final 2 mins./game * | 23 | 1st |
| Consecutive Reg. Gms. w/ At Least One TD Pass (2012-Week 1 of 2014) | 30 | 1st |
| Games Played by Rookie QB (2004) | 14 | 1st |
| Passing Attempts by Rookie QB (2004) | 295 | 1st |
| Pass Completions by Rookie QB (2004) | 196 | 1st |
| Passing Yards by Rookie QB (2004) | 2,621 | 1st |
| Passing TDs by Rookie QB (2004) | 17 | 1st |
| Rushing Attempts by Rookie QB (2004) | 56 | 1st |
| Rushing Yards by Rookie QB (2004) | 144 | 1st |
| Completion Pct. by Rookie QB (2004) ** | 66.4 | 1st |
| Passer Rating by Rookie QB (2004) ** | 98.1 | 1st |
| Comp. %/Single Game by Rookie QB (10/17/04 vs. Dal.) ** | 84.0 | 1st |
| Consecutive Wins to Start Career (2004) ** | 13 | 1st |
| Total Wins by Rookie QB (2004) ** | 13 | 1st |
| Passing TDs in Single Game (10/26/14 vs. Ind. and 11/2/14 vs. Bal.) | 6 | 1st |
| Single-Game TD Passes at Heinz Field (10/26/14 vs. Ind. and 11/2/14 vs. Bal.) | 6 | 1st |
| Passing TDs in Back-to-Back Games ** | 12 | 1st |
| Total Wins When Throwing for 300-plus Yards | 38 | 1st |
| Seasons w/ 25+ Passing TDs (2007, '09, '12-14, '16-18, '20) | 9 | 1st |
| Career Wins (Regular Season) | 163 | 1st |
| Career TD Passes (indoors) | 41 | 1st |
| Career Touchdown Passes in Dec./Jan. | 115 | 1st |
| Single-Game TD Passes on MNF (11/5/07 vs. Bal.) ** | 5 | T-1st |
| Consecutive Passes Completed (11/26/07 vs. Miami) | 15 | T-1st |
| Career Winning Pct. | .670 | 2nd |
| Career Rushing Yards (by QB) | 1,378 | 3rd |
| Career Rushing Touchdowns (by QB) | 20 | 3rd |

* Since 1991 ** NFL Record

STARTING IN STYLE

- QB **Ben Roethlisberger** owns a 163-80-1 (.670) regular-season record as a starting quarterback.
- His 163 regular-season victories as a starting quarterback are a franchise record and the fifth-most in NFL history.
- His .670 regular-season winning percentage as a starting quarterback is the second-highest in franchise history and sixth-highest in NFL history (min. 150 games started).

BEST STARTING RECORD AMONG QUARTERBACKS IN NFL HISTORY (MIN. 150 GAMES STARTED)

| RANK | PLAYER | W | L | T | PCT. |
|------|--------------------|-----|-----|---|------|
| 1. | Tom Brady | 240 | 73 | 0 | .767 |
| 2. | Joe Montana | 117 | 47 | 0 | .713 |
| 3. | Peyton Manning | 186 | 79 | 0 | .702 |
| 4. | Terry Bradshaw | 107 | 51 | 0 | .677 |
| | Aaron Rodgers | 137 | 65 | 1 | .677 |
| 6. | Ben Roethlisberger | 163 | 80 | 1 | .670 |
| 7. | Russell Wilson | 102 | 51 | 1 | .666 |
| 8. | John Elway | 148 | 82 | 1 | .643 |
| 9. | Jim Kelly | 101 | 59 | 0 | .631 |
| 10. | Brett Favre | 186 | 112 | 0 | .624 |

- Roethlisberger earned 117 wins in his first 175 regular-season starts, which is the second-most by an NFL QB in NFL history through 175 starts (Tom Brady, 136).
- Roethlisberger made his 150th career regular-season start in Week 8 vs. Indianapolis in 2014 to become the fourth quarterback in NFL history to record 100 wins in their first 150 regular-season starts (Tom Brady, 116; Joe Montana, 108; Terry Bradshaw, 102).
- Roethlisberger registered his 90th career win in his 135th career start, becoming the fifth-fastest quarterback who began their career in the Super Bowl era to reach 90 wins.
- Roethlisberger earned his 130th win as a starting quarterback in his 192nd start in Week 10 of 2017 at Indianapolis to mark the third-fewest starts in NFL history to win 130 games (Tom Brady, 168; Peyton Manning, 189).

THIRD-FASTEST TO NO. 160

- With a win at Cleveland in Week 8, QB **Ben Roethlisberger** became the fifth quarterback in NFL history to record 160 regular-season wins as a starter.
- Roethlisberger joined Peyton Manning, Brett Favre, Drew Brees and Tom Brady as the only quarterbacks in NFL history with at least 160 regular-season wins as a starting quarterback.
- Roethlisberger registered his 160th career win in his 238th career start, becoming the third-fastest quarterback to reach 160 wins in NFL history.

FEWEST STARTS TO 160 CAREER VICTORIES

| RANK | PLAYER | STARTS |
|------|--------------------|--------|
| 1. | Tom Brady | 206 |
| 2. | Peyton Manning | 230 |
| 3. | Ben Roethlisberger | 238 |
| 4. | Brett Favre | 253 |
| 5. | Drew Brees | 270 |

WINNING NO. 150

- QB **Ben Roethlisberger** became the fifth quarterback in NFL history to record 150 regular-season wins as a starter during the Steelers' Week 7 win against Tennessee (27-24) in 2020.
- Roethlisberger joined Peyton Manning, Brett Favre, Drew Brees and Tom Brady as the only quarterbacks in NFL history with at least 150 regular-season wins as a starting quarterback.

MOST REGULAR-SEASON WINS AS A STARTING QUARTERBACK

| RANK | PLAYER | WINS |
|------|--------------------|------|
| 1. | Tom Brady | 240 |
| 2. | Brett Favre | 186 |
| | Peyton Manning | 186 |
| 4. | Drew Brees | 172 |
| 5. | Ben Roethlisberger | 163 |
| 6. | John Elway | 148 |
| 7. | Dan Marino | 147 |
| 8. | Aaron Rodgers | 137 |
| 9. | Philip Rivers | 134 |
| 10. | Fran Tarkenton | 124 |

BEN AMONG THE ALL-TIME BEST

- QB **Ben Roethlisberger** Roethlisberger ranks in the top eight in NFL history in games (t-sixth, 246), starts (t-fifth, 244), pass yards (fifth, 63,562), pass completions (fifth, 5,363), pass attempts (sixth, 8,318) and TD passes (eighth, 415).
- Roethlisberger ranks in the top six in NFL history with one franchise in games (third, 246), starts (third, 244), pass yards (third, 63,562), pass completions (fourth, 5,363), pass attempts (fifth, 8,318) and TD passes (sixth, 415).
- Roethlisberger also ranks in the top 10 in NFL history in pass yards/attempt (fifth, 7.64, min. 5,000 pass attempts) and passer rating (seventh, 93.9, min. 5,000 pass attempts).

MOST PASSING YARDS IN NFL HISTORY

| RANK | PLAYER | YDS |
|------|--------------------|--------|
| 1. | Tom Brady | 83,552 |
| 2. | Drew Brees | 80,358 |
| 3. | Peyton Manning | 71,940 |
| 4. | Brett Favre | 71,838 |
| 5. | Ben Roethlisberger | 63,562 |
| 6. | Philip Rivers | 63,440 |
| 7. | Dan Marino | 61,361 |
| 8. | Matt Ryan | 59,107 |
| 9. | Eli Manning | 57,023 |
| 10. | Aaron Rodgers | 54,732 |

MOST PASSING YARDS WITH ONE FRANCHISE IN NFL HISTORY

| RANK | PLAYER. TEAM | YDS |
|------|--------------------------------|--------|
| 1. | Tom Brady, New England | 74,571 |
| 2. | Drew Brees, New Orleans | 68,010 |
| 3. | Ben Roethlisberger, Pittsburgh | 63,562 |
| 4. | Brett Favre, Green Bay | 61,655 |
| 5. | Dan Marino, Miami | 61,361 |
| 6. | Philip Rivers, L.A. Chargers | 59,271 |
| 7. | Matt Ryan, Atlanta | 59,107 |
| 8. | Eli Manning, N.Y. Giants | 57,023 |
| 9. | Peyton Manning, Indianapolis | 54,828 |
| 10. | Aaron Rodgers, Green Bay | 54,732 |

MOST TOUCHDOWN PASSES IN NFL HISTORY

| RANK | PLAYER | TDS |
|------|--------------------|-----|
| 1. | Tom Brady | 617 |
| 2. | Drew Brees | 571 |
| 3. | Peyton Manning | 539 |
| 4. | Brett Favre | 508 |
| 5. | Aaron Rodgers | 442 |
| 6. | Philip Rivers | 421 |
| 7. | Dan Marino | 420 |
| 8. | Ben Roethlisberger | 415 |
| 9. | Eli Manning | 366 |
| 10. | Matt Ryan | 365 |

MOST TOUCHDOWN PASSES WITH ONE FRANCHISE IN NFL HISTORY

| RANK | PLAYER. TEAM | TDS |
|------|--------------------------------|-----|
| 1. | Tom Brady, New England | 541 |
| 2. | Drew Brees, New Orleans | 491 |
| 3. | Brett Favre, Green Bay | 442 |
| | Aaron Rodgers, Green Bay | 442 |
| 5. | Dan Marino, Miami | 420 |
| 6. | Ben Roethlisberger, Pittsburgh | 415 |
| 7. | Peyton Manning, Indianapolis | 399 |
| 8. | Philip Rivers, L.A. Chargers | 397 |
| 9. | Eli Manning, N.Y. Giants | 366 |
| 10. | Matt Ryan, Atlanta | 365 |

MOST PASS COMPLETIONS IN NFL HISTORY

| RANK | PLAYER | CMP |
|------|--------------------|-------|
| 1. | Tom Brady | 7,182 |
| 2. | Drew Brees | 7,142 |
| 3. | Brett Favre | 6,300 |
| 4. | Peyton Manning | 6,125 |
| 5. | Ben Roethlisberger | 5,363 |
| 6. | Philip Rivers | 5,277 |
| 7. | Matt Ryan | 5,191 |
| 8. | Dan Marino | 4,967 |
| 9. | Eli Manning | 4,895 |
| 10. | Aaron Rodgers | 4,584 |

MOST PASS COMPLETIONS WITH ONE FRANCHISE IN NFL HISTORY

| RANK | PLAYER. TEAM | CMP |
|------|--------------------------------|-------|
| 1. | Tom Brady, New England | 6,377 |
| 2. | Drew Brees, New Orleans | 6,017 |
| 3. | Brett Favre, Green Bay | 5,377 |
| 4. | Ben Roethlisberger, Pittsburgh | 5,363 |
| 5. | Matt Ryan, Atlanta | 5,191 |
| 6. | Dan Marino, Miami | 4,967 |
| 7. | Philip Rivers, L.A. Chargers | 4,908 |
| 8. | Eli Manning, N.Y. Giants | 4,895 |
| 9. | Peyton Manning, Indianapolis | 4,682 |
| 10. | Aaron Rodgers, Green Bay | 4,584 |

MOST PASS ATTEMPTS IN NFL HISTORY

| RANK | PLAYER | ATT |
|------|--------------------|--------|
| 1. | Tom Brady | 11,200 |
| 2. | Drew Brees | 10,551 |
| 3. | Brett Favre | 10,169 |
| 4. | Peyton Manning | 9,381 |
| 5. | Dan Marino | 8,358 |
| 6. | Ben Roethlisberger | 8,318 |
| 7. | Philip Rivers | 8,134 |
| 8. | Eli Manning | 8,120 |
| 9. | Matt Ryan | 7,923 |
| 10. | John Elway | 7,250 |

MOST PASS ATTEMPTS WITH ONE FRANCHISE IN NFL HISTORY

| RANK | PLAYER. TEAM | ATT |
|------|--------------------------------|-------|
| 1. | Tom Brady, New England | 9,988 |
| 2. | Brett Favre, Green Bay | 8,754 |
| 3. | Drew Brees, New Orleans | 8,742 |
| 4. | Dan Marino, Miami | 8,358 |
| 5. | Ben Roethlisberger, Pittsburgh | 8,318 |
| 6. | Eli Manning, N.Y. Giants | 8,120 |
| 7. | Matt Ryan, Atlanta | 7,923 |
| 8. | Philip Rivers, L.A. Chargers | 7,591 |
| 9. | John Elway, Denver | 7,250 |
| 10. | Peyton Manning, Indianapolis | 7,211 |

MOST GAMES PLAYED BY QB IN NFL HISTORY

| RANK | PLAYER | GP |
|------|--------------------|-----|
| 1. | Tom Brady | 315 |
| 2. | Brett Favre | 302 |
| 3. | Drew Brees | 287 |
| 4. | Peyton Manning | 266 |
| 5. | Earl Morrall | 255 |
| 6. | Ben Roethlisberger | 246 |
| | Fran Tarkenton | 246 |
| 8. | Philip Rivers | 244 |
| 9. | Dan Marino | 242 |
| 10. | Eli Manning | 236 |

MOST GAMES PLAYED BY QB WITH ONE TEAM IN NFL HISTORY

| RANK | PLAYER. TEAM | GP |
|------|---|-----|
| 1. | Tom Brady, New England Patriots | 285 |
| 2. | Brett Favre, Green Bay Packers | 255 |
| 3. | Ben Roethlisberger, Pittsburgh Steelers | 246 |
| 4. | Dan Marino, Miami Dolphins | 242 |
| 5. | Eli Manning, N.Y. Giants | 236 |

MOST GAMES STARTED BY QB IN NFL HISTORY

| RANK | PLAYER | GS |
|------|--------------------|-----|
| 1. | Tom Brady | 313 |
| 2. | Brett Favre | 298 |
| 3. | Drew Brees | 286 |
| 4. | Peyton Manning | 265 |
| 5. | Ben Roethlisberger | 244 |
| 6. | Dan Marino | 240 |
| | Philip Rivers | 240 |
| 8. | Fran Tarkenton | 239 |
| 9. | Eli Manning | 234 |
| 10. | John Elway | 231 |

MOST GAMES STARTED BY QB WITH ONE TEAM IN NFL HISTORY

| RANK | PLAYER | GS |
|------|---|-----|
| 1. | Tom Brady, New England Patriots | 283 |
| 2. | Brett Favre, Green Bay Packers | 253 |
| 3. | Ben Roethlisberger, Pittsburgh Steelers | 244 |
| 4. | Dan Marino, Miami Dolphins | 240 |
| 5. | Eli Manning, N.Y. Giants | 234 |

HIGHEST PASSING YARDS PER ATTEMPT LEADERS IN NFL HISTORY
(MIN. 5,000 ATT.)

| RANK | PLAYER | YDS/ATT. |
|------|--------------------|----------|
| 1. | Philip Rivers | 7.80 |
| 2. | Aaron Rodgers | 7.79 |
| 3. | Dan Fouts | 7.68 |
| 4. | Peyton Manning | 7.67 |
| 5. | Ben Roethlisberger | 7.64 |
| 6. | Drew Brees | 7.62 |
| 7. | Joe Montana | 7.52 |
| 8. | Tom Brady | 7.46 |
| | Matt Ryan | 7.46 |
| 10. | Dan Marino | 7.34 |

HIGHEST PASSER RATING IN NFL HISTORY (MIN. 5,000 ATT.)

| RANK | PLAYER | RTG. |
|------|--------------------|-------|
| 1. | Aaron Rodgers | 104.3 |
| 2. | Drew Brees | 98.7 |
| 3. | Tom Brady | 97.5 |
| 4. | Peyton Manning | 96.4 |
| 5. | Philip Rivers | 95.2 |
| 6. | Matt Ryan | 94.2 |
| 7. | Ben Roethlisberger | 93.9 |
| 8. | Joe Montana | 92.3 |
| 9. | Matthew Stafford | 91.2 |
| 10. | Carson Palmer | 87.9 |

BIG BEN, BIG COMEBACKS

- In Pittsburgh's 19-13 victory over Tennessee in Week 15, when the Titans took a three-point lead (13-10) into the fourth quarter, QB **Ben Roethlisberger** rallied the Steelers from a tie or deficit in the fourth quarter for the 52nd time in his career and the sixth time in 2021 (Week 1 at Buffalo, Week 6 vs. Seattle, Week 8 at Cleveland, Week 9 vs. Chicago, Week 13 vs. Baltimore and Week 15 vs. Tennessee), which is a franchise record and tied for third in NFL history.

MOST GAMEWINNING DRIVES IN NFL HISTORY

| RANK | PLAYER | GWD |
|------|--------------------|-----|
| 1. | Peyton Manning | 54 |
| 2. | Drew Brees | 53 |
| 3. | Ben Roethlisberger | 52 |
| | Tom Brady | 52 |
| 5. | Dan Marino | 47 |

- Roethlisberger has rallied the Steelers from a tie or deficit in the fourth quarter six times in 2021 (Week 1 at Buffalo, Week 6 vs. Seattle, Week 8 at Cleveland, Week 9 vs. Chicago, Week 13 vs. Baltimore and Week 15 vs. Tennessee), which is tied for the 11th-most in single-season NFL history.

MOST GAMEWINNING DRIVES IN SINGLE-SEASON SINCE 1970 NFL-AFL MERGER

| RANK | PLAYER. YEAR | GWD |
|-------|--------------------------|-----|
| 1. | Matthew Stafford, 2016 | 8 |
| 2. | Drew Brees, 2018 | 7 |
| | Derek Carr, 2016 | 7 |
| | Jake Delhomme, 2003 | 7 |
| | Andrew Luck, 2012 | 7 |
| | Don Majkowski, 1989 | 7 |
| | Peyton Manning, 1999 | 7 |
| | Peyton Manning, 2009 | 7 |
| | Jake Plummer, 1998 | 7 |
| | Brian Sipe, 1979 | 7 |
| t-11. | Ben Roethlisberger, 2021 | 6 |

MOST GAMEWINNING DRIVES IN 2021

| RANK | PLAYER | GWD |
|------|--------------------|-----|
| 1. | Ben Roethlisberger | 6 |
| 2. | Justin Herbert | 5 |
| 3. | Lamar Jackson | 4 |
| | Taylor Heinicke | 4 |
| | Tom Brady | 4 |

MOST GAMEWINNING DRIVES SINCE 2020

| RANK | PLAYER | GWD |
|------|--------------------|-----|
| 1. | Ben Roethlisberger | 10 |
| 2. | Ryan Tannehill | 9 |
| 3. | Justin Herbert | 8 |
| | Derek Carr | 8 |
| 5. | Tom Brady | 7 |

- Roethlisberger has led the Steelers to an offensive scoring drive in the fourth quarter with the team trailing by one score to either tie or take the lead five times in 2021 (Week 6 vs. Seattle, Week 8 at Cleveland, Week 9 vs. Chicago, Week 13 vs. Baltimore and Week 15 vs. Tennessee) and 40 times in his career, which is a franchise record and third in NFL history.

MOST 4TH QUARTER COMEBACKS IN NFL HISTORY

| RANK | PLAYER | 4QC |
|------|--------------------|-----|
| 1. | Peyton Manning | 43 |
| 2. | Tom Brady | 41 |
| 3. | Ben Roethlisberger | 40 |
| 4. | Drew Brees | 36 |
| 5. | Johnny Unitas | 34 |

MOST 4TH QUARTER COMEBACKS IN SINGLE-SEASON SINCE 1970
NFL-AFL MERGER

| RANK | PLAYER, YEAR | 4QC |
|-------|--------------------------|-----|
| 1. | Matthew Stafford, 2016 | 8 |
| 2. | Derek Carr, 2016 | 7 |
| | Peyton Manning, 2009 | 7 |
| 4. | Drew Brees, 2018 | 6 |
| | Ed Brown, 1963 | 6 |
| | John Elway, 1985 | 6 |
| | Peyton Manning, 1999 | 6 |
| | Dan Marino, 1992 | 6 |
| | Dan Pastorini, 1978 | 6 |
| t-10. | Ben Roethlisberger, 2021 | 5 |

MOST 4TH QUARTER COMEBACKS IN 2021

| RANK | PLAYER | 4QC |
|------|--------------------|-----|
| 1. | Ben Roethlisberger | 5 |
| | Justin Herbert | 5 |
| 3. | Lamar Jackson | 4 |
| 4. | Patrick Mahomes | 3 |
| | Ryan Tannehill | 3 |
| | Matt Ryan | 3 |
| | Taylor Heinicke | 3 |

MOST 4TH QUARTER COMEBACKS SINCE 2020

| RANK | PLAYER | 4QC |
|------|--------------------|-----|
| 1. | Ben Roethlisberger | 9 |
| 2. | Ryan Tannehill | 8 |
| 3. | Patrick Mahomes | 6 |
| | Justin Herbert | 6 |
| 5. | Tom Brady | 5 |
| | Matthew Stafford | 5 |
| | Lamar Jackson | 5 |

- Roethlisberger picked up his 64th victory (regular-season and postseason) and fifth in 2021 (Week 6 vs. Seattle, Week 8 at Cleveland, Week 9 vs. Chicago, Week 13 vs. Baltimore and Week 15 vs. Tennessee) in games decided by six points or less.

- Roethlisberger's five victories in games decided by six points or less in 2021 are tied for the most in the NFL.

MOST QB VICTORIES IN GAMES DECIDED BY SIX POINTS OR LESS IN 2021

| RANK | PLAYER | WINS |
|------|--------------------|------|
| 1. | Ben Roethlisberger | 5 |
| | Lamar Jackson | 5 |
| | Taylor Heinicke | 5 |
| | Justin Herbert | 5 |
| 5. | Tom Brady | 4 |
| | Patrick Mahomes | 4 |
| | Aaron Rodgers | 4 |
| | Ryan Tannehill | 4 |

- Pittsburgh improved to 64-37-1 (.632) in games decided by six points or less with him under center.
- Roethlisberger's 64 victories (regular-season and postseason) in games decided by six points or less with him under center is the second-most in NFL history.

MOST QB VICTORIES IN GAMES DECIDED BY SIX POINTS OR LESS

| RANK | PLAYER | WINS |
|------|--------------------|------|
| 1. | Tom Brady | 69 |
| 2. | Ben Roethlisberger | 64 |
| 3. | Drew Brees | 62 |
| 4. | Peyton Manning | 58 |
| | Brett Favre | 58 |
| | John Elway | 58 |

- Roethlisberger's .632 win percentage (regular-season and postseason) in games decided by six points or less with him under center is the second-highest in NFL history.

HIGHEST QB WIN PERCENTAGE IN GAMES DECIDED BY SIX POINTS OR LESS (MIN. 50 GAMES STARTED)

| RANK | PLAYER | PCT. |
|------|--------------------|----------------|
| 1. | Tom Brady | 69-29 (.704) |
| 2. | Ben Roethlisberger | 64-37-1 (.632) |
| 3. | Ryan Tannehill | 33-20 (.623) |
| 4. | Jim Kelly | 40-25 (.615) |
| 5. | Jay Cutler | 37-24 (.607) |

NINE TIMES, NINE TIMES

- Roethlisberger has thrown 25 or more TD passes nine times over his 17-year career. The nine 25+ TD passing seasons are tied for the seventh-most since the 1970 AFL-NFL merger.

25+ TD PASS SEASONS

| RANK | PLAYER | SEASONS |
|------|--------------------|---------|
| 1. | Peyton Manning | 16 |
| | Tom Brady | 16 |
| 3. | Drew Brees | 14 |
| 4. | Aaron Rodgers | 12 |
| 5. | Brett Favre | 11 |
| | Philip Rivers | 11 |
| 7. | Ben Roethlisberger | 9 |
| | Matt Ryan | 9 |
| 9. | Kirk Cousins | 7 |
| | Dan Marino | 7 |
| | Russell Wilson | 7 |
| | Tony Romo | 7 |
| | Eli Manning | 7 |

- Roethlisberger has thrown 30 or more TD passes four times over his 17-year career. The four 30+ TD passing seasons are tied for the eighth-most since the 1970 AFL-NFL merger.

30+ TD PASS SEASONS

| RANK | PLAYER | SEASONS |
|------|--------------------|---------|
| 1. | Drew Brees | 10 |
| 2. | Peyton Manning | 9 |
| | Brett Favre | 9 |
| | Tom Brady | 9 |
| 5. | Aaron Rodgers | 8 |
| 6. | Philip Rivers | 6 |
| 7. | Russell Wilson | 5 |
| 8. | Ben Roethlisberger | 4 |
| | Dan Marino | 4 |
| | Tony Romo | 4 |

- Roethlisberger has thrown for 3,000+ yards in 15 of his 18 seasons in the NFL. Only Tom Brady (19), Brett Favre (18), Drew Brees (16) and Peyton Manning (16) have more 3,000-yard passing seasons in NFL history.

3,000-YARD PASSING SEASONS

| RANK | PLAYER | SEASONS |
|------|--------------------|---------|
| 1. | Tom Brady | 19 |
| 2. | Brett Favre | 18 |
| 3. | Drew Brees | 16 |
| | Peyton Manning | 16 |
| 5. | Ben Roethlisberger | 15 |
| | Philip Rivers | 15 |
| 7. | Eli Manning | 14 |
| 8. | Dan Marino | 13 |
| | Matt Ryan | 13 |
| 10. | John Elway | 12 |
| | Aaron Rodgers | 12 |

EIGHT CAREER 450-YARD PASSING GAMES

- Roethlisberger has eight career games (regular-season and postseason) with at least 450 passing yards - the most by any player in NFL history.

| RANK | PLAYER | 450-YARD GAMES |
|------|--------------------|----------------|
| 1. | Ben Roethlisberger | 8 |
| 2. | Dak Prescott | 5 |
| | Drew Brees | 5 |
| 4. | Dan Marino | 4 |
| | Peyton Manning | 4 |
| | Tom Brady | 4 |

FIRST TO 500x3

- QB **Ben Roethlisberger** became the first player in NFL history to register three regular-season 500-yard passing games during Week 14's 39-38 victory over Baltimore in 2017.

ROETHLISBERGER'S 500-YARD PASSING GAMES

| GAME | A | C | PCT. | YDS | TD | INT | RAT. |
|-------------------------|----|----|------|-----|----|-----|-------|
| Green Bay (12/20/09) | 46 | 29 | 63.0 | 503 | 3 | 0 | 121.9 |
| Indianapolis (10/26/14) | 49 | 40 | 81.6 | 522 | 6 | 0 | 150.6 |
| Baltimore (12/10/17) | 44 | 66 | 66.7 | 506 | 2 | 0 | 99.7 |

BIG BEN, BIG GAMES

- QB **Ben Roethlisberger** has registered 74 games with 300 or more yards passing (regular-season and postseason), which is a franchise record and seventh in NFL history.

MOST 300-YARD PASS GAMES IN NFL HISTORY

| RANK | PLAYER | GAMES |
|------|--------------------|-------|
| 1. | Drew Brees | 131 |
| 2. | Tom Brady | 123 |
| 3. | Peyton Manning | 102 |
| 4. | Aaron Rodgers | 77 |
| 5. | Philip Rivers | 76 |
| | Matt Ryan | 76 |
| 7. | Ben Roethlisberger | 74 |
| 8. | Dan Marino | 67 |
| 9. | Brett Favre | 66 |
| 10. | Kurt Warner | 58 |

- Roethlisberger has registered 134 career multi-TD pass games (regular-season and postseason), which is a franchise record, eighth in NFL history and seventh in League history with one franchise.

MOST MULTI-TD PASS GAMES IN NFL HISTORY

| RANK | PLAYER | GAMES |
|------|--------------------|-------|
| 1. | Tom Brady | 223 |
| 2. | Drew Brees | 186 |
| 3. | Peyton Manning | 175 |
| 4. | Brett Favre | 174 |
| 5. | Aaron Rodgers | 154 |
| 6. | Philip Rivers | 147 |
| 7. | Dan Marino | 137 |
| 8. | Ben Roethlisberger | 134 |
| 9. | Matt Ryan | 120 |
| 10. | Eli Manning | 114 |

MOST MULTI-TD PASS GAMES WITH ONE FRANCHISE IN NFL HISTORY

| RANK | PLAYER | GAMES |
|------|---|-------|
| 1. | Tom Brady, New England | 196 |
| 2. | Drew Brees, New Orleans | 160 |
| 3. | Brett Favre, Green Bay | 155 |
| 4. | Aaron Rodgers, Green Bay | 154 |
| 5. | Philip Rivers, San Diego Chargers | 139 |
| 6. | Dan Marino, Miami Dolphins | 137 |
| 7. | Ben Roethlisberger, Pittsburgh Steelers | 134 |
| 8. | Peyton Manning, Indianapolis | 129 |
| 9. | Matt Ryan, Atlanta Falcons | 120 |
| 10. | Eli Manning, N.Y. Giants | 114 |

- QB **Ben Roethlisberger** has registered three or more passing TDs in 59 career games (regular-season and postseason), which is a franchise record, eighth in NFL history and eighth in League history with one franchise.

MOST 3+ TD PASS GAMES IN NFL HISTORY

| RANK | PLAYER | GAMES |
|------|--------------------|-------|
| 1. | Tom Brady | 112 |
| 2. | Drew Brees | 102 |
| 3. | Peyton Manning | 99 |
| 4. | Aaron Rodgers | 88 |
| 5. | Brett Favre | 78 |
| 6. | Dan Marino | 67 |
| 7. | Philip Rivers | 64 |
| 8. | Ben Roethlisberger | 59 |
| 9. | Eli Manning | 51 |
| | Matthew Stafford | 51 |

MOST 3+ TD PASS GAMES WITH ONE FRANCHISE IN NFL HISTORY

| RANK | PLAYER | GAMES |
|------|---|-------|
| 1. | Tom Brady, New England | 97 |
| 2. | Drew Brees, New Orleans | 94 |
| 3. | Aaron Rodgers, Green Bay | 88 |
| 4. | Peyton Manning, Indianapolis | 69 |
| 5. | Brett Favre, Green Bay | 68 |
| 6. | Dan Marino, Miami Dolphins | 67 |
| 7. | Philip Rivers, San Diego Chargers | 61 |
| 8. | Ben Roethlisberger, Pittsburgh Steelers | 59 |
| 9. | Eli Manning, N.Y. Giants | 51 |
| 10. | Matt Ryan, Atlanta Falcons | 50 |

- QB **Ben Roethlisberger** has registered a passer rating of 100.0 or higher in 107 career games (regular-season and postseason), which is a franchise record, seventh in NFL history and tied for fourth in League history with one franchise.

MOST GAMES WITH 100.0+ PASSER RATING IN NFL HISTORY

| RANK | PLAYER | GAMES |
|------|--------------------|-------|
| 1. | Tom Brady | 168 |
| 2. | Drew Brees | 149 |
| 3. | Aaron Rodgers | 124 |
| 4. | Peyton Manning | 118 |
| | Brett Favre | 118 |
| 6. | Philip Rivers | 115 |
| 7. | Ben Roethlisberger | 107 |
| 8. | Matt Ryan | 97 |
| 9. | Russell Wilson | 89 |
| 10. | Joe Montana | 82 |

MOST GAMES WITH 100.0+ PASSER RATING WITH ONE FRANCHISE IN NFL HISTORY

| RANK | PLAYER | GAMES |
|------|---|-------|
| 1. | Tom Brady, New England | 148 |
| 2. | Drew Brees, New Orleans | 131 |
| 3. | Aaron Rodgers, Green Bay | 124 |
| 4. | Ben Roethlisberger, Pittsburgh Steelers | 107 |
| | Philip Rivers, San Diego Chargers | 107 |
| 6. | Brett Favre, Green Bay | 100 |
| 7. | Matt Ryan, Atlanta Falcons | 97 |
| 8. | Russell Wilson, Seattle Seahawks | 89 |
| 9. | Peyton Manning, Indianapolis Colts | 87 |
| 10. | Dan Marino, Miami Dolphins | 72 |

BIG BEN ON THIRD DOWN

- In his 246 career games, QB **Ben Roethlisberger** has been the one of the best passers in the NFL at moving the chains on third down. He has completed 1,408 passes on 2,586 attempts (61.8 pct.) for 17,823 yards and 135 TDs with 69 interceptions (93.3 passer rating).
- Roethlisberger ranks third in NFL history in passing first downs on third down (1,036), third in third-down completions, third in third-down pass yards, third in third-down attempts and sixth in third-down TD passes.
- Roethlisberger has 128 passing first downs on third down over the past two seasons, which is the fourth-most in the NFL.

THIRD DOWN PASSING FIRST DOWNS SINCE 2020

| RANK | PLAYER | PASSING FIRST DOWNS |
|------|--------------------|---------------------|
| 1. | Justin Herbert | 137 |
| 2. | Matt Ryan | 131 |
| 3. | Patrick Mahomes | 129 |
| 4. | Ben Roethlisberger | 128 |
| 5. | Tom Brady | 121 |

BIG BEN IN THE FOURTH QUARTER, OVERTIME

- In his 246 career games, QB **Ben Roethlisberger** has been the one of the best passers in the NFL in the fourth quarter and overtime. He has completed 1,395 passes on 2,159 attempts (64.6 pct.) for 16,671 yards and 118 TDs with 62 interceptions (94.4 passer rating).

| CATEGORY | STAT | NFL RANK (LEADER) |
|---------------------------|--------|----------------------------|
| Completions | 1,395 | 3rd (Drew Brees, 1,812) |
| Attempts | 2,159 | 4th (Drew Brees, 2,782) |
| Completion Pct. | 64.6 | 3rd (Drew Brees, 65.1) |
| Yards | 16,671 | 3rd (Drew Brees, 20,687) |
| Yards/Attempt | 7.72 | 2nd (Aaron Rodgers, 7.87) |
| TDs | 118 | 3rd (Drew Brees, 147) |
| Passer Rating | 94.4 | 3rd (Aaron Rodgers, 102.0) |
| *min. 5,000 pass attempts | | |

HOME COOKING

- QB **Ben Roethlisberger** owns a 91-31 (.746) mark in his Heinz Field regular-season career as a starting quarterback, including victories in each of his first eight starts as a rookie in 2004.
- Below is a breakdown of Roethlisberger’s statistics in his Heinz Field career.

ROETHLISBERGER STATISTICS AT HEINZ FIELD

| CATEGORY | STATISTIC |
|--|-----------------------|
| Record | 91-31 |
| Completion Pct. (Comp.-Att.) | 65.0 (2,695-of-4,138) |
| Passing Yards | 32,496 |
| Passing Touchdowns | 235 |
| Interceptions | 93 |
| Passer Rating | 98.6 |
| 300-plus Yard Games | 38 |
| Multi-Touchdown Performances | 71 (56-14 record)* |
| Threw 3 touchdowns in Week 10 of 2015, but did not start | |

- Roethlisberger has registered 91 victories at Heinz Field, which ranks third all-time at a venue behind Tom Brady (116 at Mercedes-Benz Superdome) and John Elway (95 at Mile High).

QB VICTORIES IN PARTICULAR VENUE IN NFL HISTORY

| RANK | PLAYER (STADIUM) | WINS |
|------|----------------------------------|------|
| 1. | Tom Brady (Gillette Stadium) | 116 |
| 2. | John Elway (Mile High Stadium) | 95 |
| 3. | Ben Roethlisberger (Heinz Field) | 91 |
| 4. | Brett Favre (Lambeau Field) | 90 |
| 5. | Aaron Rodgers (Lambeau Field) | 81 |

- Roethlisberger has thrown 235 TD passes at Heinz Field, which ranks third all-time at a venue behind Drew Brees (281 at Mercedes-Benz Superdome) and Tom Brady (258 at Gillette).

TD PASSES IN PARTICULAR VENUE IN NFL HISTORY

| RANK | PLAYER (STADIUM) | TD PASSES |
|------|--------------------------------------|-----------|
| 1. | Drew Brees (Mercedes-Benz Superdome) | 281 |
| 2. | Tom Brady (Gillette Stadium) | 258 |
| 3. | Ben Roethlisberger (Heinz Field) | 235 |
| 4. | Aaron Rodgers (Lambeau Field) | 233 |
| 5. | Brett Favre (Lambeau Field) | 214 |

- Roethlisberger threw at least one TD pass in 45 consecutive home games at Heinz Field (2010-17), which was the third-longest streak in NFL history.

CONSECUTIVE HOME GAMES WITH AT LEAST ONE TD PASS

| RANK | PLAYER (YEAR) | GAMES |
|------|---------------------------------------|-------|
| 1. | Drew Brees (10/18/09-11/27/16) | 60 |
| 2. | Tom Brady (9/14/09-12/14/14) | 47 |
| 3. | Ben Roethlisberger (12/19/10-9/17/17) | 46 |
| 4. | Dan Marino (10/9/83-11/14/88) | 39 |
| 5. | Aaron Rodgers (10/5/08-12/2/12) | 35 |

THE 5,000 AND 60,000 CLUB

- QB **Ben Roethlisberger** became the seventh quarterback in NFL history – first in team history – to reach 60,000 career passing yards in regular-season games.
- Roethlisberger accomplished the feat in Week 15 of 2020 at Cincinnati.
- Roethlisberger also became the sixth quarterback in NFL history to complete at least 5,000 pass attempts (also in the Cincinnati game).
- Roethlisberger, Peyton Manning and Tom Brady are the only quarterbacks in NFL history that have thrown for 60,000 yards and won at least two Super Bowls.

BEN GOING OVER 90

- QB **Ben Roethlisberger** threw his fourth career TD of 94+ yards in Week 12 at Denver in 2018, becoming the first quarterback in NFL history with four TD passes of 94+ yards and the only in NFL history with four TD throws of 90+ yards.
- Roethlisberger’s 97-yard connections, (Oct. 29, 2017 at Detroit and Nov. 25, 2018 at Denver) with WR **Juwon Smith-Schuster** are the longest passing plays in franchise history and tie as the longest offensive play in franchise record books.

135 IN FIRST 200

- QB **Ben Roethlisberger** earned 135 regular-season wins in his first 200 career starts, which is the third-most wins by a quarterback in NFL history in their first 200 starts.

MOST REGULAR-SEASON WINS AS A STARTING QB IN FIRST 200 STARTS

| RANK | PLAYER | WINS |
|------|--------------------|------|
| 1. | Tom Brady | 155 |
| 2. | Peyton Manning | 136 |
| 3. | Ben Roethlisberger | 135 |
| 4. | Brett Favre | 132 |
| 5. | Dan Marino | 125 |

TOP OF THE STEELERS CHARTS

- QB **Ben Roethlisberger** holds nearly every passing record in Pittsburgh Steelers franchise history.
- Roethlisberger's 63,563 passing yards, 415 passing TDs and 5,363 completions are tops in the team's record books.

STEELERS ALL-TIME PASSING YARDAGE LEADERS

| RANK | PLAYER. YEARS | CMP-ATT | YDS |
|------|-----------------------------|-------------|--------|
| 1. | Ben Roethlisberger, 2004-21 | 5,363-8,989 | 63,563 |
| 2. | Terry Bradshaw, 1970-83 | 2,025-3,901 | 27,989 |
| 3. | Kordell Stewart, 1995-2002 | 1,190-2,107 | 13,328 |

STEELERS ALL-TIME PASSING TDS LEADERS

| RANK | PLAYER. YEARS | GP | TDS |
|------|-----------------------------|-----|-----|
| 1. | Ben Roethlisberger, 2004-21 | 246 | 415 |
| 2. | Terry Bradshaw, 1970-83 | 168 | 212 |
| 3. | Kordell Stewart, 1995-2002 | 113 | 70 |

STEELERS ALL-TIME PASS COMPLETIONS LEADERS

| RANK | PLAYER. YEARS | GP | CMP |
|------|-----------------------------|-----|-------|
| 1. | Ben Roethlisberger, 2004-21 | 246 | 5,363 |
| 2. | Terry Bradshaw, 1970-83 | 168 | 2,025 |
| 3. | Kordell Stewart, 1995-2002 | 113 | 1,190 |

BEN'S CAREER GAME

- QB **Ben Roethlisberger** set single-game Steelers franchise records in a 51-34 win over Indianapolis in Week 8 of 2014 with 40 pass completions, 522 passing yards and six passing TDs.
- Roethlisberger's 522 passing yards tied as the fourth-most in an NFL game.

MOST SINGLE-GAME PASSING YARDS IN NFL HISTORY

| RANK | PLAYER | YDS |
|------|--|-----|
| 1. | Norm Van Brocklin, L.A. Rams, 9/28/1951 | 554 |
| 2. | Matt Schaub, Atlanta, 11/18/2012 | 527 |
| | Warren Moon, Houston Oilers, 12/16/1990 | 527 |
| 4. | Ben Roethlisberger, Pittsburgh, 10/26/2014 | 522 |
| | Boomer Esiason, Cincinnati, 11/10/1996 | 522 |

15 IN FIRST 15

- QB **Ben Roethlisberger** threw three TDs in Week 11 of 2017 vs. Tennessee to increase his season total to 16, which broke a tie with Peyton Manning to set the longest streak of 15 TD campaigns to start an NFL career.
- In Week 9 of 2018, Roethlisberger threw a scoring pass to WR Antonio Brown, giving him 15 TD passes on the season. It marked the 15th consecutive year to open his NFL career with at least 15 TD passes.

MOST CONSECUTIVE SEASONS WITH 15+ TD PASSES TO OPEN NFL CAREER

| RANK | PLAYER. YEARS | SEASONS |
|------|-----------------------------|---------|
| 1. | Ben Roethlisberger, 2004-18 | 15 |
| 2. | Peyton Manning, 1998-2010 | 13 |
| 3. | Jim Kelly, 1986-95 | 10 |
| 4. | Dan Marino, 1983-92 | 10 |
| 5. | Fran Tarkenton, 1961-70 | 10 |

NAJEE HARRIS(ING) OPPOSING DEFENSES

- RB **Najee Harris** leads NFL rookie running backs in carries (249), rushing yards (891), rushing TDs (six), total TDs (nine), first downs by rush (50), touches (311), targets (80), receptions (62), receiving yards (405), total first downs gained (69) and yards from scrimmage (1,296).
- Harris ranks first overall in the NFL in touches (311), and he has yet to fumble. No player in the League has as many touches without a fumble in 2021.

MOST TOUCHES IN A SEASON IN NFL HISTORY WITHOUT A FUMBLE

| RANK | PLAYER | TOUCHES |
|------|-------------------|---------|
| 1. | Najee Harris | 311 |
| 2. | Alvin Kamara | 222 |
| 3. | Eli Mitchell | 182 |
| 4. | David Montgomery | 170 |
| 5. | Darrell Henderson | 169 |

- Harris ranks among the top 10 running backs in carries (third), rushing yards (sixth), first downs by rush (fifth), touches (first), targets (second), receptions (t-second), receiving yards (fifth), total first downs gained (fourth) and yards from scrimmage (fourth).
- His 891 rushing yards are the second-most by a rookie running back in franchise history.

MOST RUSHING YARDS BY ROOKIE RB IN FRANCHISE HISTORY

| RANK | PLAYER | YDS |
|------|---------------------|-------|
| 1. | Franco Harris, 1972 | 1,055 |
| 2. | Najee Harris, 2021 | 891 |
| 3. | Le'Veon Bell, 2013 | 860 |
| 4. | Bam Morris, 1994 | 836 |
| 5. | Tim Worley, 1989 | 770 |

- His 1,296 yards from scrimmage are the most by a rookie running in franchise history.

MOST YARDS FROM SCRIMMAGE BY ROOKIE RB IN FRANCHISE HISTORY

| RANK | PLAYER | YDS |
|------|---------------------|-------|
| 1. | Najee Harris, 2021 | 1,296 |
| 2. | Le'Veon Bell, 2013 | 1,259 |
| 3. | Franco Harris, 1972 | 1,235 |
| 4. | Bam Morris, 1994 | 1,040 |
| 5. | Tim Worley, 1989 | 883 |

- His 62 receptions are the most by a rookie running back in franchise history.

MOST RECEPTIONS BY ROOKIE RB IN FRANCHISE HISTORY

| RANK | PLAYER | REC. |
|------|----------------------|------|
| 1. | Najee Harris, 2021 | 62 |
| 2. | Le'Veon Bell, 2013 | 45 |
| 3. | Rich Erenberg, 1984 | 38 |
| 4. | Jaylen Samuels, 2018 | 26 |
| 5. | Bam Morris, 1994 | 22 |

- His 62 receptions are tied for the most by a rookie in franchise history.

MOST RECEPTIONS BY ROOKIE IN FRANCHISE HISTORY

| RANK | PLAYER | REC. |
|------|---------------------------|------|
| 1. | Najee Harris, 2021 | 62 |
| | Chase Claypool, 2020 | 62 |
| 3. | Troy Edwards, 1999 | 61 |
| 4. | Diontae Johnson, 2019 | 59 |
| 5. | JuJu Smith-Schuster, 2017 | 58 |

- His 62 receptions are tied for the 10th-most by a rookie running back in NFL history.

MOST RECEPTIONS BY ROOKIE RB IN NFL HISTORY

| RANK | PLAYER | REC. |
|------|---|------|
| 1. | Saquon Barkley, N.Y. Giants (2018) | 91 |
| 2. | Reggie Bush, New Orleans Saints (2006) | 88 |
| 3. | Earl Cooper, San Francisco 49ers (1980) | 83 |
| 4. | Alvin Kamara, New Orleans Saints (2017) | 81 |
| 5. | Christian McCaffrey, Carolina Panthers (2017) | 80 |
| 6. | Terry Kirby, Miami Dolphins (1993) | 75 |
| 7. | Mike Alstott, Tampa Bay Buccaneers | 65 |
| 8. | Nyheim Hines, Indianapolis Colts (2018) | 63 |
| | Matt Forte, Chicago Bears (2008) | 63 |
| 10. | Najee Harris, Pittsburgh Steelers (2021) | 62 |
| | Edgerrin James, Indianapolis Colts (1999) | 62 |

- His 405 receiving yards are the most by a rookie running back in franchise history.

MOST RECEIVING YARDS BY ROOKIE RUNNING IN FRANCHISE HISTORY

| RANK | PLAYER | REC. YDS |
|------|----------------------|----------|
| 1. | Najee Harris, 2021 | 405 |
| 2. | Le’Veon Bell, 2013 | 399 |
| 3. | Rich Erenberg, 1984 | 358 |
| 4. | Bam Morris, 1994 | 204 |
| 5. | Jaylen Samuels, 2018 | 199 |

- His three receiving TDs are tied for the most by a rookie running back in franchise history.

MOST RECEIVING TDS BY ROOKIE RUNNING IN FRANCHISE HISTORY

| RANK | PLAYER | REC. TDS |
|------|-------------------------|----------|
| 1. | Najee Harris, 2021 | 3 |
| 2. | Jaylen Samuels, 2018 | 3 |
| 3. | Eight players tied with | 1 |

- Harris has registered two 100-yard rushing games and 100-yard receiving game.
- Harris is the first NFL rookie running back to register multiple 100-yard rushing games, and a 100-yard receiving game, in the same season since Washington’s Roy Helu Jr. in 2011.
- Harris is the first running back in franchise history and 11th in NFL history to register multiple 100-yard rushing games, and a 100-yard receiving game, in the same season since 1949.

- Harris is the sixth rookie RB to accomplish the feat over the first nine weeks of the season, joining Tampa Bay’s Warrick Dunn (Week 4 of 1997), Indianapolis’ Marshall Faulk (Week 8 of 1994), Kansas City’s Joe Delaney (Week 6 of 1981), San Diego Chargers’ Don Woods (Week 8 of 1974) and San Francisco’s Hugh McElhenny (Week 7 of 1952).
- Harris accomplished the feat in nine games, while Dunn did it in four games, Delaney in six, McElhenny in seven, and both Faulk and Woods in eight.

MULTIPLE 100-YARD RUSHING GAMES AND 100-YARD RECEIVING GAME IN ROOKIE SEASON BY RB SINCE 1949

| PLAYER | 100-YD RUSH | 100-YD REC. | YEAR |
|----------------------|-------------|-------------|------|
| Najee Harris, PIT | 2 | 1 | 2021 |
| Roy Helu Jr., WFT | 3 | 1 | 2011 |
| Leon Washington, NYJ | 2 | 1 | 2006 |
| Warrick Dunn, TB | 5 | 1 | 1997 |
| Marshall Faulk, IND | 4 | 1 | 1994 |
| Emmitt Smith, DAL | 3 | 1 | 1990 |
| Joe Delaney, KC | 5 | 1 | 1981 |
| Don Woods, SD | 7 | 1 | 1974 |
| Gale Sayers, CHI | 3 | 1 | 1965 |
| Sid Blanks, HOU | 2 | 1 | 1964 |
| Hugh McElhenny, SF | 2 | 1 | 1952 |

- Harris rushed for 105 yards on 26 carries and added four catches for 28 yards vs. Detroit in Week 10.
- Harris rushed 23 times for 122 yards (5.3 yards/rush) and one TD vs. Denver in Week 5. His 122 yards rushing were the most by a Steeler since James Conner vs. Miami in Week 8 of 2019 (145).
- Harris is the fourth rookie in franchise history to register multiple 100-yard rushing games in a season and first since Bam Morris in 1994.

MOST 100-YD RUSHING GAMES BY ROOKIE RB IN FRANCHISE HISTORY

| RANK | PLAYER, YEAR | GAMES |
|------|------------------------|-------|
| 1. | Franco Harris, 1972 | 7 |
| 2. | Najee Harris, 2021 | 2 |
| | Bam Morris, 1994 | 2 |
| | Tim Worley, 1989 | 2 |
| 5. | Five players tied with | 1 |

- Harris registered the first 100-yard rushing game for a Steeler since James Conner had 101 yards vs. Cleveland in Week 6 of 2020.
- Harris caught 14 passes for 102 yards and rushed for 40 yards on 14 carries vs. Cincinnati in Week 3.
- His 14 receptions are the most in franchise history by a running back and tied for the third-most in Steelers history by any player.

MOST RECEPTIONS BY RB IN SINGLE-GAME FRANCHISE HISTORY

| RANK | PLAYER | REC. |
|------|--|------|
| 1. | Najee Harris vs. Cincinnati, 9/26/2021 | 14 |
| 2. | Jaylen Samuels vs. Indianapolis, 11/3/2019 | 13 |
| 3. | Le’Veon Bell vs. Green Bay, 11/26/2017 | 12 |
| 4. | Franco Harris vs. Cincinnati, 9/19/1982 | 11 |
| 5. | Le’Veon Bell vs. New England, 10/23/2016 | 10 |
| | Le’Veon Bell vs. Jacksonville, 10/8/2017 | 10 |

MOST RECEPTIONS IN SINGLE-GAME FRANCHISE HISTORY

| RANK | PLAYER | REC. |
|------|---|------|
| 1. | Antonio Brown vs. Oakland, 11/8/2015 | 17 |
| 2. | Antonio Brown vs. Denver, 12/20/2015 | 16 |
| 3. | Najee Harris vs. Cincinnati, 9/26/2021 | 14 |
| | Antonio Brown vs. Dallas, 11/13/2016 | 14 |
| | Antonio Brown at New Orleans, 12/23/2018 | 14 |
| | Courtney Hawkins vs. Tennessee, 11/1/1998 | 14 |

- His 14 receptions are tied for the seventh-most in League history by a running back.

MOST RECEPTIONS IN SINGLE-GAME NFL HISTORY

| RANK | PLAYER | REC. |
|------|---|------|
| 1. | Clark Gaines vs. San Francisco, 9/21/1980 | 17 |
| 2. | William Andrews vs. Pittsburgh, 11/15/1981 | 15 |
| | Austin Ekeler vs. Denver, 10/6/2019 | 15 |
| | Alvin Kamara at Atlanta, 9/23/2018 | 15 |
| | Christian McCaffrey at Indianapolis, 12/22/2019 | 15 |
| | Ricky Young vs. New England, 12/16/1979 | 15 |
| t-7. | Najee Harris vs. Cincinnati, 9/26/2021 | 14 |

- Harris' 14 catches are tied with Saquon Barkley (September 16, 2018) and Roy Helu (November 6, 2011) for the most receptions by a rookie running back in single-game NFL history.

MOST RECEPTIONS BY ROOKIE RB IN SINGLE-GAME NFL HISTORY

| RANK | PLAYER | REC. |
|------|---|------|
| 1. | Najee Harris vs. Cincinnati, 9/26/2021 | 14 |
| | Saquon Barkley at Dallas, 9/16/2018 | 14 |
| | Roy Helu vs. San Francisco, 9/26/2011 | 14 |
| 4. | LaDainian Tomlinson vs. Arizona, 11/25/2001 | 13 |
| 5. | Four players tied with | 12 |

- Harris registered the sixth 100-yard receiving game by a running back in franchise history. It marked the first 100-yard receiving game by a running back since Le'Veon Bell vs. Cincinnati on Dec. 4, 2017.
- Harris is the fourth running back in franchise history to post a 100-yard receiving game.

MOST RECEIVING YARDS BY RB IN SINGLE-GAME FRANCHISE HISTORY

| RANK | PLAYER | YDS |
|------|--|-----|
| 1. | Le'Veon Bell vs. New Orleans, 11/30/2014 | 159 |
| 2. | French Fuqua vs. Cleveland, 11/29/1970 | 116 |
| 3. | Le'Veon Bell at Cincinnati, 12/4/2017 | 106 |
| 4. | Isaac Redman at Tennessee, 10/11/2012 | 105 |
| 5. | Najee Harris vs. Cincinnati, 9/26/2021 | 102 |

FREIERMUTH, FLYING HIGH

- TE **Pat Freiermuth** leads NFL rookie tight ends in TD receptions (seven), and ranks second in targets (64), receptions (49), receiving yards (422), yards after the catch (199) and first downs gained (28).
- His seven TD receptions are equal to the rest of the entire rookie TE class (seven).
- His seven TD receptions are tied for the most by a rookie tight end in franchise history.

MOST TD RECEPTIONS BY ROOKIE TE IN FRANCHISE HISTORY

| RANK | PLAYER | TDS |
|------|----------------------|-----|
| 1. | Pat Freiermuth, 2021 | 7 |
| | Eric Green, 1990 | 7 |
| 3. | Heath Miller, 2005 | 6 |
| 4. | Dennis Hughes, 1970 | 3 |
| | Matt Spaeth, 2007 | 3 |
| | Mark Bruener, 1995 | 3 |

- His seven TD receptions are tied for the fourth-most by a rookie tight end in NFL history.

MOST TD RECEPTIONS BY ROOKIE TE IN NFL HISTORY

| RANK | PLAYER | TDS |
|------|------------------------------------|-----|
| 1. | Rob Gronkowski, New England (2010) | 10 |
| 2. | Junior Miller, Atlanta (1980) | 9 |
| 3. | Hunter Henry, San Diego (2016) | 8 |
| 4. | Pat Freiermuth, Pittsburgh (2021) | 7 |
| | Heath Miller, Pittsburgh (2005) | 7 |
| | Joseph Fauria, Detroit (2013) | 7 |
| | Raymond Chester, Oakland (1970) | 7 |

- His 49 receptions are the most by a rookie tight end in franchise history.

MOST RECEPTIONS BY ROOKIE TE IN FRANCHISE HISTORY

| RANK | PLAYER | REC. |
|------|----------------------|------|
| 1. | Pat Freiermuth, 2021 | 49 |
| 2. | Heath Miller, 2005 | 39 |
| 3. | Eric Green, 1990 | 34 |
| 4. | Marc Bruener, 1995 | 26 |
| 5. | Dennis Hughes, 1970 | 24 |

- His 49 receptions are the 10th-most by a rookie tight end in NFL history.

MOST RECEPTIONS BY ROOKIE TE IN NFL HISTORY

| RANK | PLAYER | REC. |
|------|--------------------------------------|------|
| 1. | Keith Jackson, Philadelphia (1988) | 81 |
| 2. | Jeremy Shockey, N.Y. Giants (2002) | 74 |
| 3. | Evan Engram, N.Y. Giants (2017) | 64 |
| 4. | Charles Young, Philadelphia (1973) | 55 |
| | John Carlson, Seattle (2008) | 55 |
| 6. | Kyle Pitts, Atlanta (2021) | 54 |
| | Timothy Wright, Tampa Bay (2013) | 54 |
| | Cameron Cleeland, New Orleans (1998) | 54 |
| 9. | Jermain Gresham, Cincinnati (2010) | 52 |
| 10. | Pat Freiermuth, Pittsburgh (2021) | 49 |

- His 422 receiving yards are the second-most by a rookie tight end in franchise history.

MOST RECEIVING YARDS BY ROOKIE TE IN FRANCHISE HISTORY

| RANK | PLAYER | YDS. |
|------|----------------------|------|
| 1. | Heith Miller, 2005 | 459 |
| 2. | Pat Freiermuth, 2021 | 422 |
| 3. | Eric Green, 1990 | 387 |
| 4. | Dennis Hughes, 1970 | 332 |
| 5. | John McMakin, 1972 | 277 |

- Freiermuth caught a 15-yard TD pass from QB **Ben Roethlisberger** with 4:14 remaining in the fourth quarter that cut the Steelers' deficit to 36-26 in Week 14 at Minnesota.
- Freiermuth has recorded a TD reception in five of the last eight games. He has a TD reception in four consecutive road games.
- Freiermuth caught five passes for 43 yards, including a pair of TD receptions, in the Week 9 victory over Chicago.
- Freiermuth is the eighth tight end in the League with two TD catches in a game since 2011.
- Freiermuth is the first Steelers rookie tight end with two TD catches in a game since Heath Miller vs. Baltimore in Week 8 of 2005.
- Freiermuth is the fifth Steelers rookie TE with two or more TD catches in a game.

MOST TD RECEPTIONS BY ROOKIE TE IN SINGLE-GAME FRANCHISE HISTORY

| RANK | PLAYER | TDS |
|------|--|-----|
| 1. | Eric Green at Denver, 10/14/1990 | 3 |
| 2. | Pat Freiermuth vs. Chicago, 11/8/2021 | 2 |
| | Dennis Hughes vs. Cincinnati, 11/2/1970 | 2 |
| | Eric Green vs. San Diego Chargers, 10/7/1990 | 2 |
| | Heath Miller vs. Baltimore, 10/31/2005 | 2 |

JOHNSON LEADS WIDE RECEIVER CORP

- WR **Diontae Johnson** leads the Steelers in targets (135), receptions (86), receiving yards (1,028), yards after the catch (460), TD receptions (second, 6) and first downs by reception (49).
- Johnson ranks among the top-10 wideouts in the NFL in targets (t-third), receptions (t-sixth), receiving yards (10th) and yards after the catch (eighth).

| CATEGORY | STAT | NFL RANK (LEADER) |
|-----------------------|-------|---------------------------|
| Targets | 135 | t-3rd (Cooper Kupp, 151) |
| Receptions | 86 | t-6th (Cooper Kupp, 113) |
| Yards after the catch | 460 | 8th (Cooper Kupp, 647) |
| Receiving Yards | 1,028 | 10th (Cooper Kupp, 1,489) |

- Johnson registered his first career 1,000-yard receiving season in 2021. He recorded the 31st 1,000-yard receiving season in franchise history. Johnson is the 13th player in franchise history to register a 1,000-yard receiving season.
- Johnson caught eight passes for 105 yards and two TDs in the Week 13 victory over Baltimore. He hauled in a 29-yard TD pass with 14:08 remaining in the fourth quarter that cut the Steelers' deficit to 10-9. Johnson then added a five-yard TD pass with 1:48 remaining in the fourth quarter that gave the Steelers a 20-13 lead.

- Johnson was the fourth Steelers' wideout with multiple TD grabs in the fourth quarter of a game in franchise history and first since Antonio Brown in Week 13 of 2014 vs. New Orleans.

MOST FOURTH-QUARTER TD RECEPTIONS IN SINGLE-GAME FRANCHISE HISTORY

| RANK | PLAYER | TDS |
|------|---|-----|
| 1. | Diontae Johnson vs. Baltimore, 12/5/2021 | 2 |
| | Vance McDonald vs. Seattle, 9/15/2019 | 2 |
| | Antonio Brown vs. New Orleans, 11/30/2014 | 2 |
| | Mike Wallace vs. New England, 11/14/2010 | 2 |

- Johnson has registered 75+ yards receiving in eight games in 2021, which is tied for the fifth-most in the NFL.

MOST 75+ YARD RECEIVING GAMES IN 2021

| RANK | PLAYER | GAMES |
|------|--------------------------------------|-------|
| 1. | Cooper Kupp, L.A. Rams | 12 |
| 2. | Justin Jefferson, Minnesota Vikings | 9 |
| | Davante Adams, Green Bay Packers | 9 |
| | Keenan Allen, L.A. Chargers | 9 |
| 5. | Diontae Johnson, Pittsburgh Steelers | 8 |
| | Tyreek Hill, Kansas City Chiefs | 8 |

- Johnson has recorded five or more catches in nine straight games, which is the third-longest active streak in the NFL.

LONGEST ACTIVE NFL STREAK WITH 5+ RECEPTIONS

| RANK | PLAYER | GAMES |
|------|--------------------------------------|-------|
| 1. | Cooper Kupp, L.A. Rams | 17 |
| 2. | Keenan Allen, L.A. Chargers | 11 |
| 3. | Diontae Johnson, Pittsburgh Steelers | 9 |
| 4. | Davante Adams, Green Bay Packers | 7 |
| | Marquise Brown, Baltimore Ravens | 7 |

- Johnson has recorded five or more catches in nine straight games, which is the fourth-longest streak in franchise history.

LONGEST STREAK WITH 5+ RECEPTIONS IN FRANCHISE HISTORY

| RANK | PLAYER | GAMES |
|------|------------------------|-------|
| 1. | Antonio Brown, 2013-15 | 36 |
| 2. | Antonio Brown, 2018 | 13 |
| 3. | Antonio Brown, 2015-16 | 11 |
| 4. | Diontae Johnson, 2021 | 9 |
| 5. | Hines Ward, 2002 | 8 |

STEELERS GROUND THE PASSING GAME

- Minnesota QB Kirk Cousins completed just 45.2% of his passes (14-of-31) in Week 14. The Steelers have limited 16 opponents below a 60.0 completion percentage since 2020, which is tied for the most in the NFL over the span.

MOST GAMES WITH 60.0 OR LESS OPPONENT COMPLETION PERCENTAGE SINCE 2020

| RANK | TEAM | GAMES |
|------|----------------------|-------|
| 1. | Pittsburgh Steelers | 16 |
| | New Orleans Saints | 16 |
| 3. | Buffalo Bills | 15 |
| 4. | Kansas City Chiefs | 12 |
| 5. | Arizona Cardinals | 11 |
| | Indianapolis Colts | 11 |
| | New England Patriots | 11 |

- Pittsburgh has limited 24 opponents below a 60.0 completion percentage since 2019, which leads the NFL over the span.

MOST GAMES WITH 60.0 OR LESS OPPONENT COMPLETION PERCENTAGE SINCE 2019

| RANK | TEAM | GAMES |
|------|----------------------|-------|
| 1. | Pittsburgh Steelers | 24 |
| 2. | New Orleans Saints | 23 |
| 3. | New England Patriots | 21 |
| 4. | Buffalo Bills | 20 |
| 5. | Green Bay Packers | 19 |

- Tennessee QB Ryan Tannehill threw for just 153 yards in Week 15. Pittsburgh has now limited 12 opponents to 200 passing yards or less since 2020, which is tied for the seventh-most in the NFL over the span.

MOST GAMES OF 200 PASSING YARDS ALLOWED OR LESS SINCE 2020

| RANK | TEAM | GAMES |
|------|----------------------|-------|
| 1. | Carolina Panthers | 16 |
| | New England Patriots | 16 |
| 3. | San Francisco 49ers | 15 |
| | Buffalo Bills | 15 |
| 5. | L.A. Chargers | 13 |
| | Denver Broncos | 13 |
| 7. | Pittsburgh Steelers | 12 |
| | Arizona Cardinals | 12 |
| | L.A. Rams | 12 |
| | Miami Dolphins | 12 |

- Pittsburgh has now limited 23 opponents to 200 passing yards or less since 2019, which is tied for the fourth-most in the NFL over the span.

MOST GAMES OF 200 PASSING YARDS ALLOWED OR LESS SINCE 2019

| RANK | TEAM | GAMES |
|------|----------------------|-------|
| 1. | New England Patriots | 26 |
| 2. | San Francisco 49ers | 25 |
| 3. | Buffalo Bills | 24 |
| 4. | Pittsburgh Steelers | 23 |
| | L.A. Chargers | 23 |

- Pittsburgh has allowed 300 or more passing yards in a game just twice since the start of the 2020 season, which is tied for the second-fewest in the NFL over the span. The quarterbacks to throw for 300 yards against the Steelers over their last 29 games, include Justin Herbert (Week 11, at Los Angeles, 2021) and Derek Carr (Week 2, vs. Las Vegas, 2021).

FEWEST 300-YARD+ PASSING YARDS ALLOWED SINCE 2020

| RANK | TEAM | GAMES |
|------|----------------------|-------|
| 1. | Green Bay Packers | 1 |
| 2. | Pittsburgh Steelers | 2 |
| 3. | Four teams tied with | 3 |

- Pittsburgh has allowed just four 300-yard passers since the start of the 2019 season, which is tied for the fewest in the NFL over the span. The quarterbacks to throw for 300 yards against the Steelers over their last 46 games, include Justin Herbert (2021, Week 11 at L.A. Chargers), Derek Carr (2021, Week 2 vs. Las Vegas), Tom Brady (2019, Week 1 at New England) and Philip Rivers (2019, Week 6 at L.A. Chargers).

FEWEST 300-YARD+ PASSING YARDS ALLOWED SINCE 2020

| RANK | TEAM | GAMES |
|------|----------------------|-------|
| 1. | Pittsburgh Steelers | 4 |
| | Green Bay Packers | 4 |
| | New England Patriots | 4 |
| 4. | L.A. Rams | 5 |
| | New Orleans Saints | 5 |
| | Chicago Bears | 5 |

- Pittsburgh limited the Lions to 77 net yards passing in Week 10, which is the fewest net passing yards by a Steelers' opponent in 2021 and fewest since Week 17 of 2018 when Cincinnati managed just 71 net yards passing.

300: RISE OF AN EMPIRE

- Detroit managed just 306 yards of total offense in Week 10. The Steelers have now held 21 opponents to 306 total yards or less since the start of the 2019 season, which is the third-most in the NFL over the span.

MOST GAMES OF 306 YARDS ALLOWED OR LESS SINCE 2019

| RANK | TEAM | GAMES |
|------|----------------------|-------|
| 1. | San Francisco 49ers | 24 |
| | Buffalo Bills | 24 |
| 3. | Pittsburgh Steelers | 21 |
| 4. | Baltimore Ravens | 20 |
| | New England Patriots | 20 |

STEELERS TAKEAWAYS

- Pittsburgh has registered 82 takeaways since the start of the 2019 season, which is the second-most in the NFL over the span.

NFL MOST TAKEAWAYS SINCE 2019

| RANK | TEAM | TAKEAWAYS |
|------|----------------------|-----------|
| 1. | New England Patriots | 85 |
| 2. | Pittsburgh Steelers | 82 |
| 3. | Indianapolis Colts | 79 |
| 4. | Tampa Bay Buccaneers | 78 |
| 5. | Buffalo Bills | 76 |

- The Steelers have forced a turnover in 38 games since the start of the 2019 season, which is tied for the fourth-most in the NFL over the span.

NFL MOST GAMES WITH AT LEAST ONE TAKEAWAY SINCE 2019

| RANK | TEAM | GAMES |
|------|----------------------|-------|
| 1. | Tampa Bay Buccaneers | 40 |
| 2. | Indianapolis Colts | 39 |
| | New England Patriots | 39 |
| 4. | Pittsburgh Steelers | 38 |
| | Minnesota Vikings | 38 |
| | Miami Dolphins | 38 |

- The Steelers have forced multiple turnovers in 27 games since the start of the 2019 season, which leads the NFL over the span.

NFL MOST GAMES WITH MULTIPLE TAKEAWAYS SINCE 2019

| RANK | TEAM | GAMES |
|------|----------------------|-------|
| 1. | Pittsburgh Steelers | 27 |
| 2. | Indianapolis Colts | 26 |
| 3. | Tampa Bay Buccaneers | 23 |
| 4. | New England Patriots | 22 |
| | Dallas Cowboys | 22 |

- Pittsburgh has forced three or more turnovers in 10 different games since the start of the 2019 season, which is tied for the fourth-most in the NFL over the span.

MOST GAMES WITH THREE TAKEAWAYS SINCE 2019

| RANK | TEAM | GAMES |
|------|----------------------|-------|
| 1. | New England Patriots | 13 |
| 2. | New Orleans Saints | 12 |
| 3. | Dallas Cowboys | 11 |
| 4. | Pittsburgh Steelers | 10 |
| | Indianapolis Colts | 10 |
| | Arizona Cardinals | 10 |
| | Tennessee Titans | 10 |

- Pittsburgh has forced four or more turnovers in six different games since the start of the 2019 season, which is the fourth-most in the NFL over the span.

MOST GAMES WITH FOUR TAKEAWAYS SINCE 2019

| RANK | TEAM | GAMES |
|------|----------------------|-------|
| 1. | New England Patriots | 8 |
| 2. | Buffalo Bills | 7 |
| | Dallas Cowboys | 7 |
| 4. | Pittsburgh Steelers | 6 |
| 5. | San Francisco 49ers | 5 |
| | Tampa Bay Buccaneers | 5 |

- Pittsburgh has recorded 47 interceptions since the start of the 2019 season, which is tied for the second-most in the NFL over the span.

NFL MOST INTERCEPTIONS SINCE 2019

| RANK | TEAM | INT |
|------|----------------------|-----|
| 1. | New England Patriots | 63 |
| 2. | Pittsburgh Steelers | 47 |
| | Indianapolis Colts | 47 |
| 4. | Buffalo Bills | 46 |
| | New Orleans Saints | 46 |
| | Kansas City Chiefs | 46 |

- Pittsburgh has recovered 32 opponent fumbles since the start of the 2019 season, which the second-most in the NFL over the span.

NFL MOST FUMBLE RECOVERIES SINCE 2019

| RANK | TEAM | FR |
|------|----------------------|----|
| 1. | Tampa Bay Buccaneers | 35 |
| 2. | Pittsburgh Steelers | 32 |
| 3. | Indianapolis Colts | 30 |
| 4. | Baltimore Ravens | 29 |
| | Dallas Cowboys | 29 |

- Pittsburgh has registered 45 forced fumbles since the start of the 2019 season, which is the fourth-most in the NFL over the span.

NFL MOST FORCED FUMBLES SINCE 2019

| RANK | TEAM | FF |
|------|----------------------|----|
| 1. | San Francisco 49ers | 52 |
| 2. | Arizona Cardinals | 48 |
| 3. | Tampa Bay Buccaneers | 47 |
| 4. | Pittsburgh Steelers | 45 |
| 5. | Baltimore Ravens | 44 |

BLITZBURGH

- Pittsburgh's NFL record streak of 75 consecutive regular-season games with a sack came to an end in Week 3 vs. Cincinnati.
- The Steelers' streak started on Nov. 6, 2016 at Baltimore.
- Pittsburgh's previous game that did not include a defensive sack came on Oct. 23, 2016 vs. New England.

STEELERS LONGEST STREAK OF CONSECUTIVE GAMES WITH AT LEAST 1 SACK

| RANK | DATES | STRK |
|------|--------------------------------|------|
| 1. | Nov. 6, 2016 - Sept. 19, 2021 | 75 |
| 2. | Nov. 3, 2008 - Nov. 8, 2010 | 33 |
| 3. | Jan. 2, 2005 - Nov. 19, 2006 | 27 |
| 4. | Dec. 21, 1997 - Nov. 14, 1999 | 26 |
| | Sept. 13, 1992 - Nov. 28, 1993 | 26 |

- The previous NFL record for consecutive games with at least 1.0 sack was 69 games by Tampa Bay (Oct. 10, 1999 to Nov. 9, 2003). Head coach **Mike Tomlin** was on the Buccaneers staff during the final three seasons of the streak.

LONGEST STREAK OF CONSECUTIVE GAMES WITH AT LEAST 1 SACK IN NFL HISTORY

| RANK | TEAM (YEARS) | GAMES |
|------|------------------------------------|-------|
| 1. | Pittsburgh Steelers (2016-2021) | 75 |
| 2. | Tampa Bay Buccaneers (1999-2003) | 69 |
| 3. | New Orleans Saints (1994-98) | 60 |
| | Washington Football Team (1984-87) | 60 |
| 5. | Arizona Cardinals (2015-19) | 59 |

- The Steelers have registered a sack in 85 of their last 87 games, dating back to Nov. 6, 2016 at Baltimore.
- Pittsburgh has recorded a sack in 217 of **Mike Tomlin's** 238 career games as head coach.
- Pittsburgh has registered at least 3.0 sacks in 19 games since the start of the 2020 season, which is the most in the NFL over the span.

MOST GAMES WITH 3.0 SACKS SINCE 2020

| RANK | TEAM | GAMES |
|------|----------------------|-------|
| 1. | Pittsburgh Steelers | 19 |
| 2. | Arizona Cardinals | 18 |
| 3. | Tampa Bay Buccaneers | 17 |
| | L.A. Rams | 17 |
| 5. | New Orleans Saints | 15 |

- The Steelers have registered at least 3.0 sacks in 29 games since the start of the 2019 season, which is the most in the NFL over the span.

MOST GAMES WITH 3.0 SACKS SINCE 2019

| RANK | TEAM | GAMES |
|------|----------------------|-------|
| 1. | Pittsburgh Steelers | 29 |
| 2. | L.A. Rams | 27 |
| 3. | Tampa Bay Buccaneers | 25 |
| 4. | Arizona Cardinals | 24 |
| 5. | New Orleans Saints | 23 |

- Pittsburgh has recorded at least 4.0 sacks in 13 games since the start of the 2020 season, which is the most in the NFL over the span.

MOST GAMES WITH 4.0 SACKS SINCE 2020

| RANK | TEAM | GAMES |
|------|--------------------------|-------|
| 1. | Pittsburgh Steelers | 13 |
| 2. | L.A. Rams | 11 |
| 3. | Washington Football Team | 10 |
| 4. | Tampa Bay Buccaneers | 9 |
| 5. | Chicago Bears | 8 |
| | Arizona Cardinals | 8 |

- Pittsburgh has recorded at least 4.0 sacks in 22 games since the start of the 2019, which is the most in the NFL over the span.

MOST GAMES WITH 4.0 SACKS SINCE 2019

| RANK | TEAM | GAMES |
|------|--------------------------|-------|
| 1. | Pittsburgh Steelers | 22 |
| 2. | L.A. Rams | 16 |
| 3. | Washington Football Team | 15 |
| 4. | Tampa Bay Buccaneers | 14 |
| 5. | Denver Broncos | 12 |
| | Chicago Bears | 12 |
| | Arizona Cardinals | 12 |
| | Minnesota Vikings | 12 |
| | Carolina Panthers | 12 |

- Pittsburgh has registered at least 5.0 sacks in six games since the start of the 2020 season, which is tied for first in the NFL over the span.

MOST GAMES WITH 5.0 SACKS SINCE 2020

| RANK | TEAM | GAMES |
|------|----------------------|-------|
| 1. | Pittsburgh Steelers | 6 |
| | L.A. Rams | 6 |
| | Tampa Bay Buccaneers | 6 |
| 4. | Arizona Cardinals | 5 |
| | Baltimore Ravens | 5 |

- The Steelers have also registered 5.0 or more sacks in 11 games since the start of the 2019 season, which is tied for the most in the NFL over the span.

MOST GAMES WITH 5.0 SACKS SINCE 2019

| RANK | TEAM | GAMES |
|------|----------------------|-------|
| 1. | Pittsburgh Steelers | 11 |
| | L.A. Rams | 11 |
| | Tampa Bay Buccaneers | 11 |
| 4. | Six teams tied with | 7 |

STACKING UP SACKS

- Pittsburgh has led the NFL in sacks in four straight seasons (2017-20). The Steelers are the first team in NFL history to accomplish the feat.
- The Steelers lead the League in sacks in 2021 (41.0).
- The Steelers either lead the NFL or tied for the League lead in sacks dating back to the start of every season since 1989.

MOST SACKS DATING BACK TO THE START OF EVERY SEASON SINCE 1989

| YEAR | SACKS | NFL RANK (SECOND) |
|-------|-------|---------------------------|
| 2021- | 41 | t-1st (Minnesota, 41) |
| 2020- | 97 | 1st (L.A. Rams, 89) |
| 2019- | 151 | 1st (L.A. Rams, 139) |
| 2018- | 203 | 1st (L.A. Rams, 180) |
| 2017- | 259 | 1st (L.A. Rams, 228) |
| 2016- | 297 | 1st (L.A. Rams, 259) |
| 2015- | 345 | 1st (L.A. Rams, 300) |
| 2014- | 378 | 1st (L.A. Rams, 340) |
| 2013- | 412 | 1st (Carolina, 394) |
| 2012- | 449 | 1st (L.A. Rams, 445) |
| 2011- | 484 | t-1st (L.A. Rams, 484) |
| 2010- | 532 | 1st (L.A. Rams, 527) |
| 2009- | 579 | 1st (L.A. Rams, 552) |
| 2008- | 630 | 1st (Minnesota, 583) |
| 2007- | 666 | 1st (Minnesota, 621) |
| 2006- | 705 | 1st (Minnesota, 651) |
| 2005- | 752 | 1st (L.A. Rams, 688) |
| 2004- | 793 | 1st (Minnesota, 724) |
| 2003- | 828 | 1st (L.A. Rams, 764) |
| 2002- | 878 | 1st (Philadelphia, 810) |
| 2001- | 933 | 1st (Philadelphia, 855) |
| 2000- | 972 | 1st (Philadelphia, 905) |
| 1999- | 1,011 | 1st (L.A. Rams, 954) |
| 1998- | 1,052 | 1st (L.A. Rams, 1,004) |
| 1997- | 1,100 | 1st (L.A. Rams, 1,042) |
| 1996- | 1,151 | 1st (L.A. Rams, 1,074) |
| 1995- | 1,193 | 1st (Philadelphia, 1,115) |
| 1994- | 1,248 | 1st (Philadelphia, 1,157) |
| 1993- | 1,290 | 1st (Philadelphia, 1,193) |
| 1992- | 1,326 | 1st (Philadelphia, 1,248) |
| 1991- | 1,364 | 1st (Philadelphia, 1,303) |
| 1990- | 1,398 | 1st (Philadelphia, 1,348) |
| 1989- | 1,429 | 1st (Philadelphia, 1,410) |

- Pittsburgh has recorded 50+ sacks in each of the last four seasons (2017-20).
- The Steelers are the first team in the NFL to record 50 or more sacks in four consecutive seasons since the N.Y. Giants (1985-88).
- Pittsburgh is the eighth team to accomplish the feat since sacks became an official statistic in 1982.
- The four-year streak with 50 or more sacks ranks tied for fourth in NFL history.

NFL MOST CONSECUTIVE 50-SACK SEASONS SINCE 1982

| RANK | TEAM | SEASONS |
|------|-------------------------------|---------|
| 1. | Washington Redskins (1983-87) | 5 |
| | Chicago Bears (1983-87) | 5 |
| | Dallas Cowboys (1983-87) | 5 |
| 4. | Pittsburgh Steelers (2017-20) | 4 |
| | N.Y. Giants (1985-88) | 4 |
| | Philadelphia Eagles (1984-87) | 4 |
| | San Francisco 49ers (1983-86) | 4 |
| | L.A. Raiders (1983-86) | 4 |

- The Steelers have eclipsed the 50-sack plateau 10 times since sacks became an official statistic in 1982. No NFL team has registered more 50-sack seasons over that span.

NFL MOST 50-SACK SEASONS SINCE 1982

| RANK | TEAM | SEASONS |
|------|---------------------|---------|
| 1. | Pittsburgh Steelers | 10 |
| | Philadelphia Eagles | 10 |
| 3. | New Orleans Saints | 9 |
| | St. Louis/L.A. Rams | 9 |
| 5. | N.Y. Giants | 7 |

STEELERS DOMINATE THE LINE OF SCRIMMAGE

- Pittsburgh led the NFL with 103 tackles for loss in 2020, which was the most ever by the franchise and ranks tied for third in the League since 2008.
- The Steelers lead the NFL in tackles for loss dating back to the start of every season since 2017.

MOST TFL DATING BACK TO THE START OF EVERY SEASON SINCE 2017

| YEAR | TFL | NFL RANK (SECOND) |
|-------|-----|---------------------------|
| 2021- | 76 | t-1st (San Francisco, 76) |
| 2020- | 179 | 1st (New Orleans, 155) |
| 2019- | 271 | 1st (Buffalo, 245) |
| 2018- | 351 | 1st (Arizona, 344) |
| 2017- | 451 | 1st (Arizona, 435) |

- Pittsburgh registered nine tackles for loss vs. Baltimore in Week 13, which is tied for the fifth-most by the Steelers in series history.
- The Steelers have recorded at least nine tackles for loss in five different games since the start of the 2020 season, which leads the NFL over the span.

MOST GAMES WITH 9+ TFL SINCE 2020

| RANK | TEAM | GAMES |
|------|----------------------|-------|
| 1. | Pittsburgh Steelers | 5 |
| 2. | San Francisco 49ers | 4 |
| | Tampa Bay Buccaneers | 4 |
| 4. | New Orleans Saints | 3 |
| 5. | Five teams tied with | 2 |

- The Steelers have recorded at least nine tackles for loss in nine different games since the start of the 2019 season, which leads the NFL over the span.

MOST GAMES WITH 9+ TFL SINCE 2019

| RANK | TEAM | GAMES |
|------|----------------------|-------|
| 1. | Pittsburgh Steelers | 9 |
| 2. | San Francisco 49ers | 7 |
| | Tampa Bay Buccaneers | 7 |
| 4. | New Orleans Saints | 5 |
| | Philadelphia Eagles | 5 |
| | N.Y. Jets | 5 |

WATT TO LOOK FOR

| | |
|------|--|
| 141 | Watt has registered 141 QB hits since entering the NFL in 2017, which is the most in the League over the span. His 141 QB hits are the second-most over a player's first 74 career regular-season games in NFL history. |
| 77 | Watt has registered 77 tackles for loss since entering the NFL in 2017, which is the second-most in the League over the span. His 77 TFL are tied for the fifth-most over a player's first 74 career regular-season games in NFL history. |
| 70 | Watt, appearing in his 70th career game, registered one sack in Week 10 against Detroit. His 62 career sacks surpassed Pro Football Hall of Famer Derrick Thomas (61 sacks) and his brother J.J. Watt (61) for the second-most sacks by a player in his first 70 career games since 1982, when the individual sack became an official statistic. Only Pro Football Hall of Famer Reggie White (79 sacks) had more. |
| 67.0 | Since entering the NFL in 2017, Watt has recorded 67.0 sacks, which leads the League over the span. His 67.0 sacks are the third-most over a player's first 74 career regular-season games in NFL history. |
| 60.0 | Watt eclipsed the 60.0 sack plateau in his 69th career game, which is the fourth-fewest games to that total since 1982. |
| 50.0 | Watt eclipsed the 50.0 sack plateau in his 63rd career game, which is tied with Bruce Smith for 11th-fastest to 50 or more sacks in the NFL since 1982. |
| 47.0 | Watt's 47.0 sacks lead the NFL since the start of the 2019 season. |
| 46.0 | Watt has recorded 46.0 sacks in 39 career games at Heinz Field. He has collected at least half a sack in 26 of the last 29 home games. No player (Derrick Thomas had 45.5) has registered more sacks over the first 39 career home games in NFL history. |
| 40 | Watt's 40 tackles for loss lead the NFL since 2020. |
| 32 | Watt has sacked 32 different quarterbacks in his career, including 19 more than once. He has sacked Baltimore QB Lamar Jackson 5.5 times in his career, more than he's sacked any other quarterback. |
| 32.5 | Watt's 32.5 sacks lead the NFL since 2020. |
| 24 | Watt's 24 combined interceptions (three), forced fumbles (14) and fumble recoveries (seven) are tied for the most in the NFL since the start of the 2019 season. |
| 21 | Watt has registered 21 forced fumbles since entering the NFL in 2017, which is the most in the League over the span. His 21 career forced fumbles are the most by a Steelers player since at least 1994. Watt's 21 career forced fumbles are tied for the third-most over a player's first 74 career regular-season games (tied for second among linebackers). |
| 19 | Watt has registered 19 multi-sack games in his career, including 3.0 or more in four different games. |
| 17.5 | Watt leads the NFL with 17.5 sacks this season despite playing in just 12 games. He has already surpassed James Harrison's previous franchise single-season record (16.0). Harrison was named 2008 NFL Defensive Player of the Year. |
| 15.0 | Watt has now registered 15 or more sacks in back-to-back seasons. He's the 11th player since 1982, when the individual sack became an official statistic, to accomplish the feat and first since his brother, J.J. Watt, in 2014-15. |
| 14 | Watt's 14 forced fumbles are the most in the NFL since the start of the 2019 season. |

WATT TO LOOK FOR

| | |
|------|--|
| 14 | Watt is the first player in franchise history with 14.0 or more sacks in multiple seasons. He is the 14th player in NFL history with at least 14.5 sacks in back-to-back seasons, and just the sixth since 1993. |
| 13.0 | Watt, who has registered at least 13.0 sacks in four of his five seasons in the NFL, is already tied for the fourth-most 13.0 or more sack seasons in League history. |
| 7 | Watt's seven fumble recoveries are the second-most in the NFL since the start of the 2019 season. |
| 4TH | Watt's 67.0 sacks are the fourth-most in franchise history, behind L.C. Greenwood (73.5), Jason Gildon (77.0) and James Harrison (80.5). |
| 3RD | Watt (67.0) is the third player since 1982 to record at least 67 sacks over his first five seasons, joining Reggie White (81) and J.J. Watt (74.5). |
| 4 | Watt has joined Pro Football Hall of Famer Reggie White (four) as the only players to record at least 13 sacks in four of their first five seasons since 1982, when the individual sack became an official NFL statistic. He recorded 13 sacks in 2018, 14.5 sacks in 2019, 15.0 sacks in 2020 and 16.0 sacks in 2021. |
| 3RD | Watt is the third player in NFL history with at least 14.5 sacks in three consecutive seasons, joining Jared Allen (2007-09) and Reggie White (1986-88). |
| 3.0 | With 3.0 sacks, Watt (67.0) reached the 70.0 sack plateau in his 75th career game, which is tied with J.J. Watt for the second-fewest games to that total since 1982 (Reggie White reached 70.0 sacks in 57 games). |
| 2.5 | With 2.5 sacks, Watt (17.5) will become the 12th player (13th season) to reach 20 sacks in a single season since 1982, when the individual sack became an official NFL statistic. |
| 2ND | Watt is the second player since 1982, when the individual sack became an official statistic, to record at least 13 in four consecutive seasons, joining Reggie White, who did it twice (1985-88 and 1990-93). |
| 2ND | Watt was the second player in the NFL to register at least three tackles for loss, three passes defended, 2.0 sacks and one forced fumble in the same game since 2005 (Week 6 vs. Seattle). |
| 1.46 | Watt's average of 1.46 sacks per game (min. 10 games) is the second-highest in a single season in NFL history. |
| 1.46 | Watt leads the NFL in 2021 with 1.46 sacks per game (min. 10 games). |
| 1ST | Watt has collected 67.0 sacks over his first five seasons in the NFL, which is the most by a Steelers player in their first five seasons in the League. |
| 1 | Since entering the NFL in 2017, Watt leads the League in sacks (67.0), QB hits (141) and forced fumbles (21). He has also registered 77 tackles for loss, which is the second-most over the last five seasons. |
| 1 | Watt registered seven tackles, three tackles for loss, three passes defended, 2.0 sacks, two QB hits and one forced fumble vs. Seattle in Week 6. He was the first NFL player to have 2.0 or more sacks and a forced fumble in OT since sacks were first tracked for defenders beginning in 1982. |
| 1 | Watt is the only active player in the NFL with at least 13.0 sacks in each of the last four seasons. |
| 0.91 | Watt is off to a record-setting pace for sacks to open his NFL career. He has averaged 0.91 sacks/game since entering the League back in 2017, which is the best in NFL history (min. 70 games started). |

- The Steelers have recorded at least six tackles for loss in 18 different games since the start of the 2020 season, which leads the NFL over the span.

MOST GAMES WITH 6+ TFL SINCE 2020

| RANK | TEAM | GAMES |
|------|----------------------|-------|
| 1. | Pittsburgh Steelers | 18 |
| 2. | New Orleans Saints | 15 |
| 3. | Tampa Bay Buccaneers | 13 |
| 4. | Arizona Cardinals | 11 |
| | San Francisco 49ers | 11 |
| | Seattle Seahawks | 11 |

- Pittsburgh has recorded six or more tackles for loss in 26 different games since the start of the 2019 season, which leads the NFL over the span.

MOST GAMES WITH 6+ TFL SINCE 2019

| RANK | TEAM | GAMES |
|------|----------------------|-------|
| 1. | Pittsburgh Steelers | 26 |
| 2. | Tampa Bay Buccaneers | 22 |
| 3. | Arizona Cardinals | 20 |
| | New Orleans Saints | 20 |
| 5. | N.Y. Jets | 19 |
| | Buffalo Bills | 19 |

TAKE DOWN FOR WATT

- LB **T.J. Watt** is off to a record-setting pace for sacks to open his NFL career. He has averaged 0.91 sacks/game since entering the League back in 2017, which is the best in NFL history (min. 70 games started).

SACKS PER GAME LEADERS IN NFL HISTORY (MIN. 70 GAMES STARTED)

| RANK | PLAYER | SACKS/GM |
|------|----------------|----------|
| 1. | T.J. Watt | 0.91 |
| 2. | Reggie White | 0.85 |
| 3. | Chandler Jones | 0.78 |
| | DeMarcus Ware | 0.78 |
| | Aaron Donald | 0.78 |
| 6. | Von Miller | 0.76 |
| | J.J. Watt | 0.76 |
| 8. | Derrick Thomas | 0.75 |
| 9. | Joey Bosa | 0.74 |
| 10. | Jared Allen | 0.73 |

- Watt has sacked Baltimore QB Lamar Jackson 5.5 times in his career, more than he's sacked any other quarterback. Watt has brought down 32 different passers in his career, including 19 more than once.

- Below is a look at his career regular-season sacks by quarterback:

| SACKS | PLAYER | MOST RECENT |
|-------|--------------------|---------------------------------|
| 5.5 | Lamar Jackson | vs. Baltimore, Dec. 5, 2021 |
| 4.5 | Baker Mayfield | at Cleveland, Oct. 31, 2021 |
| 3.5 | Jeff Driskel | vs. Denver, Sept. 20, 2020 |
| 3.0 | Jared Goff | vs. Detroit, Nov. 14, 2021 |
| 3.0 | Justin Fields | vs. Chicago, Nov. 8, 2021 |
| 3.0 | Philip Rivers | vs. Indianapolis, Dec. 27, 2020 |
| 3.0 | Blake Bortles | at Jacksonville, Nov. 18, 2018 |
| 3.0 | Matt Ryan | vs. Atlanta, Oct. 7, 2018 |
| 3.0 | Tyrod Taylor | at Cleveland, Sept. 9, 2018 |
| 3.0 | DeShone Kizer | vs. Cleveland, Dec. 31, 2017 |
| 2.5 | Ryan Tannehill | vs. Tennessee, Dec. 19, 2021 |
| 2.5 | Robert Griffin III | vs. Baltimore, Dec. 2, 2020 |
| 2.5 | Andy Dalton | vs. Cincinnati, Sept. 30, 2019 |
| 2.0 | Geno Smith | vs. Seattle, Oct. 17, 2021 |
| 2.0 | Aaron Rodgers | at Green Bay, Oct. 3, 2021 |
| 2.0 | Ryan Finley | at Cincinnati, Dec. 21, 2020 |
| 2.0 | Joe Burrow | vs. Cincinnati, Nov. 15, 2020 |
| 2.0 | Ryan Fitzpatrick | vs. Miami, Oct. 28, 2019 |
| 1.5 | Brian Hoyer | vs. Indianapolis, Nov. 3, 2019 |
| 1.0 | Derek Carr | vs. Las Vegas, Sept. 19, 2021 |
| 1.0 | Alex Smith | vs. Washington, Dec. 7, 2020 |
| 1.0 | Carson Wentz | vs. Philadelphia, Oct. 11, 2020 |
| 1.0 | Deshawn Watson | vs. Houston, Sept. 27, 2020 |
| 1.0 | Sam Darnold | at N.Y. Jets, Dec. 22, 2019 |
| 1.0 | Russell Wilson | vs. Seattle, Sept. 15, 2019 |
| 1.0 | Drew Brees | at New Orleans, Dec. 23, 2018 |
| 1.0 | Tom Brady | vs. New England, Dec. 16, 2018 |
| 1.0 | Cam Newton | at Carolina, Nov. 8, 2018 |
| 1.0 | Joe Flacco | vs. Baltimore, Dec. 10, 2017 |
| 1.0 | Brett Hundley | vs. Green Bay, Nov. 26, 2017 |
| 0.5 | Garrett Gilbert | at Dallas, Nov. 8, 2020 |
| 0.5 | Josh Allen | vs. Buffalo, Dec. 15, 2019 |

- Watt's 67.0 career sacks are the third-most over a player's first 74 career regular-season games in NFL history.

MOST SACKS IN NFL HISTORY OVER FIRST 74 REGULAR-SEASON GAMES

| RANK | PLAYER | SACKS |
|------|----------------|-------|
| 1. | Reggie White | 81.0 |
| 2. | J.J. Watt | 68.5 |
| 3. | T.J. Watt | 67.0 |
| 4. | Derrick Thomas | 64.0 |
| | Von Miller | 64.0 |

- Watt's 67.0 career sacks are the most by a linebacker over his first 74 career regular-season games in NFL history.

MOST SACKS BY LINEBACKER IN NFL HISTORY OVER FIRST 74 REGULAR-SEASON GAMES

| RANK | PLAYER | SACKS |
|------|----------------|-------|
| 1. | T.J. Watt | 67.0 |
| 2. | Derrick Thomas | 64.0 |
| | Von Miller | 64.0 |
| 4. | Andre Tippett | 61.0 |
| 5. | DeMarcus Ware | 60.5 |

- Watt has recorded at least 1.5 sacks in 19 career games.
- Watt has registered at least 2.0 sacks in 15 career games.
- Watt has registered at least 3.0 sacks in four career games.
- Watt eclipsed the 60.0 sack plateau in his 69th career game, which is the fourth-fewest games to that total in NFL history.

FEWEST GAMES TO 60 SACKS IN NFL CAREER - SINCE 1982

| RANK | PLAYER | GP | DATE |
|------|----------------|----|-----------------------|
| 1. | Reggie White | 50 | 10/30/1988 PHI vs ATL |
| 2. | J.J. Watt | 66 | 9/20/2015 HOU at CAR |
| 3. | Derrick Thomas | 67 | 10/3/1993 KC vs OAK |
| 4. | T.J. Watt | 69 | 11/8/2021 PIT vs CHI |
| 5. | Von Miller | 72 | 1/3/2016 DEN vs SD |
| 6. | DeMarcus Ware | 73 | 11/15/2009 DAL at GB |
| | Justin Houston | 73 | 12/4/2016 KC at ATL |
| 8. | Andre Tippett | 74 | 11/15/1987 NE vs DAL |
| 9. | Richard Dent | 75 | 12/27/1987 CHI vs LAR |
| | Bruce Smith | 75 | 9/24/1990 BUF at NYJ |

- Watt eclipsed the 50.0 sack plateau in his 63rd career game, which ranks tied with Bruce Smith for 11th-fastest to 50 or more sacks in the NFL since 1982.

FEWEST GAMES TO 50 SACKS IN NFL CAREER - SINCE 1982

| RANK | PLAYER | GP | DATE |
|------|----------------|----|-----------------------|
| 1. | Reggie White | 40 | 12/20/1987 Phi at NYJ |
| 2. | Derrick Thomas | 54 | 10/18/1992 KC at Dal |
| 3. | Myles Garrett | 57 | 10/17/2021 Ari at Cle |
| 4. | Von Miller | 58 | 9/17/2015 Den at KC |
| 5. | Justin Houston | 61 | 9/17/2015 KC vs Den |
| | J.J. Watt | 61 | 12/7/2014 Hou at Jax |
| | Dwight Freeney | 61 | 12/18/2005 Ind vs SD |
| 8. | Aldon Smith | 62 | 9/27/2020 Dal at Sea |
| | DeMarcus Ware | 62 | 12/14/2008 Dal vs NYG |
| | Tim Harris | 62 | 9/16/1990 GB vs Chi |
| 11. | T.J. Watt | 63 | 9/12/2021 Pit at BUF |
| | Bruce Smith | 63 | 10/22/1989 Buf vs NYJ |

- Watt's 17.5 sacks lead the NFL in 2021, despite missing two full games and portions of three others.

NFL SACK LEADERS IN 2021

| RANK | PLAYER | SACKS |
|------|------------------|-------|
| 1. | T.J. Watt | 17.5 |
| 2. | Myles Garrett | 15.0 |
| | Nick Bosa | 15.0 |
| | Robert Quinn | 15.0 |
| 5. | Trey Hendrickson | 13.0 |

- Watt leads the NFL in 2021 with 1.46 sacks per game (min. 10 games).

SACKS/GAME LEADERS IN 2021 (MIN. 10 GAMES)

| RANK | PLAYER | SACKS/GM |
|------|------------------|----------|
| 1. | T.J. Watt | 1.46 |
| 2. | Robert Quinn | 1.17 |
| 3. | Myles Garrett | 1.07 |
| | Nick Bosa | 1.07 |
| 5. | Trey Hendrickson | 0.93 |

- Watt's average of 1.46 sacks per game (min. 10 games) is the second-highest in a single season in NFL history.

SACKS/GAME LEADERS IN SINGLE-SEASON NFL HISTORY (MIN. 12 GAMES)

| RANK | PLAYER, YEAR | SACKS/GM |
|------|-----------------------|----------|
| 1. | Reggie White, 1987 | 1.75 |
| 2. | T.J. Watt, 2021 | 1.46 |
| 3. | Shawne Merriman, 2006 | 1.42 |
| 4. | Michael Strahan, 2001 | 1.41 |
| 5. | Justin Houston, 2014 | 1.38 |
| | Mark Gastineau, 1984 | 1.38 |
| | Jared Allen, 2011 | 1.38 |

- Watt's 32.5 sacks lead the NFL since the start of the 2020 season.

NFL SACK LEADERS SINCE 2020

| RANK | PLAYER | SACKS |
|------|------------------|-------|
| 1. | T.J. Watt | 32.5 |
| 2. | Myles Garrett | 27.0 |
| 3. | Trey Hendrickson | 26.5 |
| 4. | Haason Reddick | 23.5 |
| | Aaron Donald | 23.5 |

- Watt's 47.0 sacks lead the NFL since the start of the 2019 season.

NFL SACK LEADERS SINCE 2019

| RANK | PLAYER | SACKS |
|------|------------------|-------|
| 1. | T.J. Watt | 47.0 |
| 2. | Myles Garrett | 37.0 |
| 3. | Shaquill Barrett | 36.5 |
| 4. | Aaron Donald | 36.0 |
| 5. | Trey Hendrickson | 31.0 |

- Watt's 67.0 are the second-most in the NFL since the start of the 2017 season.

NFL SACK LEADERS SINCE 2017

| RANK | PLAYER | SACKS |
|------|----------------|-------|
| 1. | Aaron Donald | 67.5 |
| 2. | T.J. Watt | 67.0 |
| 3. | Chandler Jones | 59.5 |
| 4. | Myles Garrett | 57.5 |
| 5. | Cameron Jordan | 54.0 |

NFL LINEBACKER SACK LEADERS SINCE 2017

| RANK | PLAYER | SACKS |
|------|-----------------|-------|
| 1. | T.J. Watt | 67.0 |
| 2. | Chandler Jones | 59.5 |
| 3. | Khalil Mack | 46.5 |
| 4. | Shaquil Barrett | 43.5 |
| 5. | Matt Judon | 43.0 |

- Watt is the second player since 1982, when the individual sack became an official statistic, to record at least 13.0 in four straight seasons, joining Reggie White, who did it twice (1985-88 and 1990-93).
- Watt (67.0) is the fourth player since 1982 to record at least 65 sacks over his first five seasons, joining Reggie White (81), J.J. Watt (74.5) and Derrick Thomas (66).
- Watt is the first player in franchise history with 14.0 or more sacks in three or more seasons.
- Watt is the third player in NFL history with at least 14.5 sacks in three consecutive seasons, joining Jared Allen (2007-09) and Reggie White (1986-88).
- Watt's 17.5 sacks in 2021, which are a single-season high for him, not only lead the NFL but the most in single-season franchise history (James Harrison, 16.0, 2008). His previous single-season high in sacks was 15.0 in 2020.
- Watt's 15.0 sacks in 2020 rank tied for third in single-season franchise history. His 14.5 sacks in 2019 rank fifth and his 13.0 sacks in 2018 rank tied for 10th in a season by a Steelers' defender since the statistic became official in 1982.
- Watt is the only player in franchise history with 13.0 sacks or more in multiple seasons.

STEELERS SINGLE-SEASON SACK LEADERS

| RANK | PLAYER. YEAR | SACKS |
|----------------------------------|-------------------------|-------|
| 1. | T.J. Watt, 2021 | 17.5 |
| 2. | James Harrison, 2008 | 16.0 |
| 3. | T.J. Watt, 2020 | 15.0 |
| | Mike Merriweather, 1984 | 15.0 |
| 5. | T.J. Watt, 2019 | 14.5 |
| 6. | Kevin Greene, 1994 | 14.0 |
| | Keith Willis, 1983 | 14.0 |
| 8. | LaMarr Woodley, 2009 | 13.5 |
| | Jason Gildon, 2000 | 13.5 |
| 10. | T.J. Watt, 2018 | 13.0 |
| | Chad Brown, 1996 | 13.0 |
| NFL Defensive Player of the Year | | |

- Watt, who has registered at least 13.0 sacks in four of his five seasons in the NFL, is already tied for the fourth-most 13.0 or more sack seasons in League history.

MOST SEASONS WITH 13.0+ SACKS IN NFL HISTORY

| RANK | PLAYER | SEASONS |
|------|------------------------------|---------|
| 1. | Reggie White | 9 |
| 2. | Bruce Smith | 7 |
| 3. | Kevin Greene | 6 |
| 4. | T.J. Watt | 4 |
| | Nine other players tied with | 4 |

- Watt's 67.0 sacks are the fourth-most in franchise history.

STEELERS CAREER SACK LEADERS

| RANK | PLAYER. YEARS | SACKS |
|------|--|-------|
| 1. | James Harrison, 2002, 2004-12, 2014-17 | 80.5 |
| 2. | Jason Gildon, 1994-2003 | 77.0 |
| 3. | L.C. Greenwood, 1969-81 | 73.5 |
| 4. | T.J. Watt, 2017-21 | 67.0 |
| 5. | Joe Greene, 1969-81 | 66.0 |
| 6. | Cameron Heyward, 2011-21 | 65.0 |
| 7. | Joey Porter, 1999-2006 | 60.0 |
| 8. | Keith Willis, 1982-91 | 59.0 |
| 9. | LaMarr Woodley, 2007-13 | 57.0 |
| 10. | Greg Lloyd, 1998-97 | 53.5 |

- Watt has collected 67.0 sacks over his first five seasons in the NFL, which is the most by a Steelers player in their first five seasons in the League.

MOST SACKS BY STEELER IN FIRST FIVE NFL SEASONS

| RANK | PLAYER. YEARS | SACKS |
|------|-------------------------|-------|
| 1. | T.J. Watt, 2017-21 | 67.0 |
| 2. | LaMarr Woodley, 2007-11 | 48.0 |
| 3. | Joey Porter, 1999-2003 | 35.5 |
| 4. | Bud Dupree, 2015-19 | 31.5 |
| 5. | Chad Brown, 1993-97 | 30.0 |

- Watt's 67.0 sacks are the third-most by a player in their first five seasons in the League.

MOST SACKS IN FIRST FIVE SEASONS IN NFL HISTORY

| RANK | PLAYER. YEARS | SACKS |
|------|-------------------------|-------|
| 1. | Reggie White, 1985-1989 | 81.0 |
| 2. | J.J. Watt, 2011-15 | 74.5 |
| 3. | T.J. Watt, 2017-21 | 67.0 |
| 4. | Derrick Thomas, 1989-93 | 66.0 |
| 5. | DeMarcus Ware, 2005-09 | 64.5 |

- Watt (four seasons) has joined Pro Football Hall of Famers Reggie White (four) as the only players to record at least 13 sacks in four of their first five seasons since 1982, when the individual sack became an official NFL statistic. Watt recorded 13 sacks in 2018, 14.5 sacks in 2019, 15.0 sacks in 2020 and 16.0 sacks in 2021.

NFL PLAYERS WITH FOUR OR MORE 13.0+ SACK SEASONS IN FIRST FIVE YEARS

| PLAYER | YEARS |
|-------------------|-------------|
| Reggie White | 4 (1985-88) |
| T.J. Watt | 4 (2018-21) |
| NFL Hall of Famer | |

- Watt is the only active player in the NFL with at least 13.0 sacks in each of the last four seasons.

NFL PLAYERS WITH FOUR STRAIGHT 13.0+ SACK SEASONS

| PLAYER | YEARS |
|-------------------|-------------|
| Reggie White | 4 (1990-93) |
| Reggie White | 4 (1985-88) |
| T.J. Watt | 4 (2018-21) |
| NFL Hall of Famer | |

- Watt leads the NFL in QB hits (30) and fumble recoveries (three), and ranks tied for second in tackles for loss (17) and tied for fourth in forced fumbles (four).
- Watt registered six tackles, six QB hits (tied career high), 3.5 sacks (career high), three tackles for loss and one forced fumble in Week 13's victory over Baltimore.
- Watt recorded five tackles, two for loss, two quarterback hits and 1.0 sack in Week 10 vs. Detroit.
- Watt registered seven tackles, three for loss, three QB hits, 3.0 sacks and one pass defended in Week 9 vs. Chicago.
- Watt registered six tackles, three quarterback hits, 1.5 sacks, one tackle for loss and one fumble recovery at Cleveland in Week 8.
- Watt registered seven tackles, three tackles for loss, three passes defended, 2.0 sacks, two QB hits and one forced fumble in the Week 6 overtime victory over Seattle.
- Watt is the first NFL player to have 2.0 or more sacks and a forced fumble in OT since sacks were first tracked for defenders beginning in 1982.
- Watt is the second player in the NFL to register at least three tackles for loss, three passes defended, 2.0 sacks and one forced fumble in the same game since 2005.

PLAYERS WITH 3 TFL, 3 PDS, 2.0 SACKS, 1 FF IN GAME SINCE 2005

| PLAYER |
|--|
| T.J. Watt, Pittsburgh vs. Seattle (Oct. 17, 2021) |
| Justin Houston, Kansas City at Philadelphia (Sept. 19, 2003) |

- Watt is the fourth player in the NFL to register at least three passes defended, 2.0 sacks and one forced fumble in the same game since 2005.

PLAYERS WITH 3 PDS, 2.0 SACKS, 1 FF IN GAME SINCE 2005

| PLAYER |
|--|
| T.J. Watt, Pittsburgh vs. Seattle (Oct. 17, 2021) |
| Anthony Lanier, Washington Football Team vs. Arizona (Dec. 17, 2017) |
| Alex Brown, Chicago at Tampa Bay (Nov. 27, 2005) |
| Justin Houston, Kansas City at Philadelphia (Sept. 19, 2003) |

- Watt has recorded 46.0 sacks in 39 career games at Heinz Field. He has collected at least half a sack in 26 of the Steelers' last 29 home games, including 23 of the last 25 home games.
- No player has registered more sacks over their first 39 career home games in NFL history.

MOST SACKS IN NFL HISTORY OVER FIRST 39 CAREER HOME GAMES

| RANK | PLAYER | SACKS |
|------|----------------|-------|
| 1. | T.J. Watt | 46.0 |
| 2. | Derrick Thomas | 45.5 |
| 3. | Reggie White | 40.0 |
| 4. | J.J. Watt | 36.0 |
| | Dwight Freeney | 36.0 |

T.J. (S)WATT THE QUARTERBACK

- LB T.J. Watt's has registered 141 QB hits since entering the NFL in 2017, which is the most in the League over the span.

NFL QUARTERBACK HIT LEADERS SINCE 2017

| RANK | PLAYER | QB HITS |
|------|---------------|---------|
| 1. | T.J. Watt | 141 |
| 2. | Aaron Donald | 140 |
| 3. | Matt Judon | 118 |
| 4. | Myles Garrett | 111 |
| 5. | Joey Bosa | 108 |

- Watt's 30 QB hits lead the NFL in 2021.

NFL QUARTERBACK HIT LEADERS IN 2021

| RANK | PLAYER | QB HITS |
|------|----------------|---------|
| 1. | T.J. Watt | 30 |
| 2. | Nick Bosa | 29 |
| 3. | Myles Garrett | 28 |
| 4. | Micah Parsons | 27 |
| 5. | Matt Judon | 25 |
| | Jonathan Allen | 25 |
| | Maxx Crosby | 25 |

- Watt's 71 QB hits lead the NFL since the start of the 2020 season.

NFL QUARTERBACK HIT LEADERS SINCE 2020

| RANK | PLAYER | QB HITS |
|------|------------------|---------|
| 1. | T.J. Watt | 71 |
| 2. | Aaron Donald | 48 |
| 3. | Joey Bosa | 47 |
| | Trey Hendrickson | 47 |
| 5. | Myles Garrett | 46 |
| | Matt Judon | 46 |

- Watt's 107 QB hits lead the NFL since the start of the 2019 season.

NFL QUARTERBACK HIT LEADERS SINCE 2019

| RANK | PLAYER | QB HITS |
|------|-----------------|---------|
| 1. | T.J. Watt | 107 |
| 2. | Matt Judon | 79 |
| 3. | Joey Bosa | 78 |
| 4. | Shaquil Barrett | 74 |
| 5. | Aaron Donald | 72 |

- Watt’s 141 QB hits are the second-most over a player’s first 74 career regular-season games in NFL history.

MOST QB HITS IN NFL HISTORY OVER FIRST 74 REGULAR-SEASON GAMES

| RANK | PLAYER | QB HITS |
|------|--------------|---------|
| 1. | J.J. Watt | 192 |
| 2. | T.J. Watt | 141 |
| 3. | Aaron Donald | 139 |
| 4. | Von Miller | 128 |
| 5. | Joey Bosa | 124 |

- Watt’s 141 QB hits are the most by a linebacker over his first 74 career regular-season games in NFL history.

MOST QB HITS BY LINEBACKER IN NFL HISTORY OVER FIRST 74 REGULAR-SEASON GAMES

| RANK | PLAYER | QB HITS |
|------|---------------|---------|
| 1. | T.J. Watt | 141 |
| 2. | Von Miller | 128 |
| 3. | Cameron Wake | 111 |
| | Clay Matthews | 111 |
| 5. | Matt Judon | 102 |

T.J. WATT KNOWS THE TFL

- LB T.J. Watt’s has registered 77 tackles for loss since entering the NFL in 2017, which is the second-most in the League.

NFL TFL LEADERS SINCE 2017

| RANK | PLAYER | TFLS |
|------|----------------|------|
| 1. | Aaron Donald | 86 |
| 2. | T.J. Watt | 77 |
| 3. | Cameron Jordan | 69 |
| 4. | Matt Judon | 63 |
| | Chandler Jones | 63 |

- Watt’s 39 tackles for loss lead the NFL since the start of the 2020 season.

NFL TFL LEADERS SINCE 2020

| RANK | PLAYER | TFL |
|------|----------------|-----|
| 1. | T.J. Watt | 40 |
| 2. | Haason Reddick | 27 |
| | Roquan Smith | 27 |
| 4. | Myles Garrett | 26 |
| | Aaron Donald | 26 |

- Watt’s 54 tackles for loss lead the NFL since the start of the 2019 season.

NFL TFL LEADERS SINCE 2019

| RANK | PLAYER | TFLS |
|------|-----------------|------|
| 1. | T.J. Watt | 54 |
| 2. | Aaron Donald | 46 |
| 3. | Shaquil Barrett | 39 |
| 4. | Maxx Crosby | 38 |
| 5. | Joey Bosa | 37 |
| | Myles Garrett | 37 |

- Watt’s 77 TFL are tied for the fifth-most over a player’s first 74 career regular-season games in NFL history.

MOST TFL IN NFL HISTORY OVER FIRST 74 REGULAR-SEASON GAMES

| RANK | PLAYER | TFL |
|------|---------------|-----|
| 1. | J.J. Watt | 125 |
| 2. | Aaron Donald | 92 |
| 3. | Von Miller | 83 |
| 4. | Lavonte David | 80 |
| 5. | T.J. Watt | 77 |
| | Khalil Mack | 77 |

- Watt’s 77 TFL are tied for the third-most by a linebacker over his first 74 career regular-season games in NFL history.

MOST TFL BY LINEBACKER IN NFL HISTORY OVER FIRST 74 REGULAR-SEASON GAMES

| RANK | PLAYER | TFL |
|------|----------------|-----|
| 1. | Von Miller | 83 |
| 2. | Lavonte David | 80 |
| 3. | T.J. Watt | 77 |
| | Khalil Mack | 77 |
| 5. | Justin Houston | 72 |

WATT WRESTLES AWAY THE FOOTBALL

- LB T.J. Watt’s has registered 21 forced fumbles since entering the NFL in 2017, which is the most in the League.

NFL FORCED FUMBLE LEADERS SINCE 2017

| RANK | PLAYER | FF |
|------|-----------------|----|
| 1. | T.J. Watt | 21 |
| 2. | Aaron Donald | 17 |
| | Chandler Jones | 17 |
| 4. | Yannick Ngakoue | 16 |
| 5. | Khalil Mack | 15 |
| | Darius Leonard | 15 |

- Watt's 21 career forced fumbles are the most by a Steelers player since 1994.

STEELERS FORCED FUMBLE LEADERS SINCE 1994

| RANK | PLAYER | GP | FF |
|------|----------------|-----|----|
| 1. | James Harrison | 177 | 32 |
| 2. | T.J. Watt | 74 | 21 |
| 3. | Joey Porter | 122 | 18 |
| | Jason Gildon | 158 | 18 |
| 5. | Levon Kirkland | 144 | 14 |

- Watt's 21 career forced fumbles are the third-most over a player's first 74 career regular-season games.

MOST FORCED FUMBLES IN NFL HISTORY OVER FIRST 74 REGULAR-SEASON GAMES

| RANK | PLAYER | FF |
|------|----------------|----|
| 1. | Dwight Freeney | 24 |
| 2. | Robert Mathis | 23 |
| 3. | T.J. Watt | 21 |
| | John Abraham | 21 |
| 5. | DeMarcus Ware | 20 |

- His 21 career forced fumbles are the second-most by a linebacker over his first 74 career regular-season games.

MOST FORCED FUMBLES BY LINEBACKER IN NFL HISTORY OVER FIRST 74 REGULAR-SEASON GAMES

| RANK | PLAYER | FF |
|------|---------------|----|
| 1. | Robert Mathis | 23 |
| 2. | T.J. Watt | 21 |
| | John Abraham | 21 |
| 4. | DeMarcus Ware | 20 |
| 5. | Robert Quinn | 18 |

- Watt's 14 forced fumbles are the most in the NFL since the start of the 2019 season.

NFL FORCED FUMBLE LEADERS SINCE 2019

| RANK | PLAYER | FF |
|------|-----------------|----|
| 1. | T.J. Watt | 14 |
| 2. | Chandler Jones | 12 |
| 3. | Marlon Humphrey | 11 |
| | Shaquil Barrett | 11 |
| | Darius Leonard | 11 |

- Watt's seven fumble recoveries are tied for the second-most in the NFL since the start of the 2019 season.

NFL FUMBLE RECOVERIES LEADERS BY SINCE 2019

| RANK | PLAYER | FR |
|------|--|----|
| 1. | Vonn Bell | 8 |
| 2. | T.J. Watt | 7 |
| 3. | Devin White | 6 |
| 4. | Devin Bush, Minkah Fitzpatrick and eight other players tied with | 5 |

- Watt's 24 combined interceptions (three), forced fumbles (14) and fumble recoveries (seven) are tied for the most in the NFL since the start of the 2019 season.

NFL COMBINED (INT, FF, FR) LEADERS SINCE 2019

| RANK | PLAYER | INT. | FF | FR | TOT. |
|------|--------------------|------|----|----|------|
| 1. | T.J. Watt | 3 | 14 | 7 | 24 |
| | J.C. Jackson | 21 | 1 | 2 | 24 |
| | Darius Leonard | 8 | 11 | 5 | 24 |
| 4. | Xavien Howard | 15 | 3 | 2 | 20 |
| | Minkah Fitzpatrick | 11 | 4 | 5 | 20 |

LET MY CAMERON GO

- DT **Cameron Heyward's** 65.0 career sacks are the most by a Steelers' defensive lineman since 1982, third-most by an active NFL defensive tackle, sixth-most in franchise history and fourth-most by a Steeler since 1982.

STEELERS DEFENSIVE LINEMAN CAREER SACK LEADERS SINCE 1982

| RANK | PLAYER. YEARS | SACKS |
|------|--------------------------|-------|
| 1. | Cameron Heyward, 2011-21 | 65.0 |
| 2. | Keith Willis, 1982-91 | 59.0 |
| 3. | Aaron Smith, 1999-2011 | 44.0 |
| 4. | Stephon Tuitt, 2014-20 | 34.5 |
| 5. | Brett Keisel, 2002-14 | 30.0 |

STEELERS CAREER SACK LEADERS

| RANK | PLAYER. YEARS | SACKS |
|------|--|-------|
| 1. | James Harrison, 2002, 2004-12, 2014-17 | 80.5 |
| 2. | Jason Gildon, 1994-2003 | 77.0 |
| 3. | L.C. Greenwood, 1969-81 | 73.5 |
| 4. | T.J. Watt, 2017-21 | 67.0 |
| 5. | Joe Greene, 1969-81 | 66.0 |
| 6. | Cameron Heyward, 2011-21 | 65.0 |
| 7. | Joey Porter, 1999-2006 | 60.0 |
| 8. | Keith Willis, 1982-91 | 59.0 |
| 9. | LaMarr Woodley, 2007-13 | 57.0 |
| 10. | Greg Lloyd, 1998-97 | 53.5 |

ACTIVE NFL SACK LEADERS BY DEFENSIVE TACKLES

| RANK | PLAYER | SACKS |
|------|-----------------|-------|
| 1. | Aaron Donald | 95.5 |
| 2. | Ndamukong Suh | 70.5 |
| 3. | Cameron Heyward | 65.0 |
| 4. | Fletcher Cox | 55.5 |
| 5. | Chris Jones | 47.5 |

- Heyward's 94 tackles for loss are the third-most by an active NFL defensive tackle.
- Heyward's 16 passes defended lead all defensive tackles in the NFL since the start of the 2019 season.

ACTIVE NFL TFL LEADERS BY DEFENSIVE TACKLES

| RANK | PLAYER | TFL |
|------|-----------------|-----|
| 1. | Aaron Donald | 143 |
| 2. | Ndamukong Suh | 130 |
| 3. | Cameron Heyward | 94 |
| 4. | Fletcher Cox | 75 |
| 5. | Akiem Hicks | 71 |

- Heyward's 524 tackles are the third-most by an active NFL defensive tackle.

ACTIVE NFL TACKLE LEADERS BY DEFENSIVE TACKLES

| RANK | PLAYER | TACKLES |
|------|--------------------|---------|
| 1. | Linval Joseph | 636 |
| 2. | Ndamukong Suh | 585 |
| 3. | Cameron Heyward | 524 |
| 4. | Sheldon Richardson | 489 |
| 5. | Fletcher Cox | 433 |

- Heyward's 40 passes defended lead active NFL defensive tackles.

ACTIVE NFL PASSES DEFENDED LEADERS BY DEFENSIVE TACKLES

| RANK | PLAYER | PDS |
|------|-----------------|-----|
| 1. | Cameron Heyward | 40 |
| 2. | Ndamukong Suh | 38 |
| 3. | Malik Jackson | 29 |
| | Chris Jones | 29 |
| 5. | Denico Autry | 22 |

- Heyward's 210 tackles lead the NFL among defensive tackles since the start of the 2019 season.

NFL TACKLE LEADERS BY DEFENSIVE TACKLES SINCE 2019

| RANK | PLAYER | TACKLES |
|------|-------------------|---------|
| 1. | Cameron Heyward | 210 |
| 2. | Jonathan Allen | 176 |
| 3. | DeForest Buckner | 174 |
| 4. | Grady Jarrett | 171 |
| 5. | Christian Wilkins | 167 |

- Heyward's seven passes defended lead all defensive tackles in 2021.

NFL PASSES DEFENDED LEADERS BY DEFENSIVE TACKLES IN 2021

| RANK | PLAYER | PDS |
|------|-----------------|-----|
| 1. | Cameron Heyward | 7 |
| 2. | Jeffrey Simmons | 6 |
| 3. | Denico Autry | 5 |
| | Chris Jones | 5 |
| 5. | Malik Jackson | 4 |
| | Derrick Brown | 4 |
| | Aaron Donald | 4 |

NFL PASSES DEFENDED LEADERS BY DEFENSIVE TACKLES SINCE 2019

| RANK | PLAYER | PDS |
|------|---------------------|-----|
| 1. | Cameron Heyward | 16 |
| 2. | Chris Jones | 13 |
| 3. | Jeffrey Simmons | 12 |
| 4. | Adam Butler | 10 |
| | Sheldon Richardson | 10 |
| | Christian Wilkinson | 10 |

- Heyward's 20.0 sacks are the fourth-most among defensive tackles in the NFL since the start of the 2019 season.

NFL SACK LEADERS BY DEFENSIVE TACKLES SINCE 2019

| RANK | PLAYER | SACKS |
|------|------------------|-------|
| 1. | Aaron Donald | 36.0 |
| 2. | Chris Jones | 23.5 |
| | DeForest Buckner | 23.5 |
| 4. | Cameron Heyward | 20.0 |
| 5. | Denico Autry | 18.0 |

- Heyward's 29 tackles for loss are the second-most among defensive tackles in the NFL since the start of the 2019 season.

NFL TACKLES FOR LOSS LEADERS BY DEFENSIVE TACKLES SINCE 2019

| RANK | PLAYER | TFLS |
|------|------------------|------|
| 1. | Aaron Donald | 43 |
| 2. | Cameron Heyward | 29 |
| 3. | DeForest Buckner | 27 |
| 4. | Larry Ogunjobi | 26 |
| 5. | Grady Jarrett | 23 |
| | Ndamukong Suh | 23 |

- Heyward registered five tackles, 2.0 sacks, two TFLs, and two quarterback hits in Week 10 vs. Detroit.
- The Steelers are 8-0-1 when Heyward collects at least 2.0 sacks in a game.
- Heyward (2017, '18 and '19) is the only defensive lineman in franchise history with 8.0 or more sacks in at least three seasons.

STEELERS DEFENSIVE LINEMAN SINGLE-SEASON SACK LEADERS

| RANK | PLAYER, YEAR | SACKS |
|------|--------------------------|-------|
| 1. | Keith Willis, 1983 | 14.0 |
| 2. | Cameron Heyward, 2017 | 12.0 |
| | Keith Willis, 1986 | 12.0 |
| 4. | Stephon Tuitt, 2020 | 11.0 |
| 5. | Cameron Heyward, 2019 | 9.0 |
| 6. | Ray Seals, 1995 | 8.5 |
| 7. | Cameron Heyward, 2018 | 8.0 |
| | Aaron Smith, 2004 | 8.0 |
| | Kimo von Oelhoffen, 2003 | 8.0 |
| | Aaron Smith, 2001 | 8.0 |

FITZPATRICK DOES IT AGAIN

- **Minkah Fitzpatrick** needs one interception-return touchdown to become the fourth player since 2000 to return an interception for a TD in four consecutive seasons, joining Charles Woodson (six seasons), Nate Clements (four) and Aqib Talib (four).
- Fitzpatrick has two career multi-interception games (2018-20).
- Fitzpatrick's four defensive TDs rank tied for sixth in the NFL among active players.

NFL ACTIVE DEFENSIVE TOUCHDOWN LEADERS

| RANK | PLAYER | TDS |
|------|--|-----|
| 1. | Janoris Jackson | 9 |
| 2. | Malcolm Jenkins | 8 |
| 3. | Marcus Peters | 7 |
| 4. | Eddie Jackson | 6 |
| 5. | Deion Jones | 5 |
| 6. | Minkah Fitzpatrick and eight other players | 4 |

- Fitzpatrick's four defensive TDs are tied with Marcus Peters and Eddie Jackson for the most in the NFL since he entered the League in 2018.

NFL DEFENSIVE TOUCHDOWN LEADERS SINCE 2018

| RANK | PLAYER | TDS |
|------|--------------------|-----|
| 1. | Minkah Fitzpatrick | 4 |
| | Eddie Jackson | 4 |
| | Marcus Peters | 4 |
| | Darius Slay | 4 |
| 5. | Jadeveon Clowney | 3 |
| | Troy Hill | 3 |
| | Deion Jones | 3 |
| | Kyle Van Noy | 3 |

- Fitzpatrick's 11 interceptions are tied for the seventh-most in the NFL since the start of the 2019 season.

NFL INTERCEPTION LEADERS SINCE 2019

| RANK | PLAYER | INTS |
|------|--------------------|------|
| 1. | J.C. Jackson | 21 |
| 2. | Xavien Howard | 15 |
| 3. | Justin Simmons | 14 |
| 4. | Tyrann Mathieu | 13 |
| | Trevon Diggs | 13 |
| 6. | Quandre Diggs | 12 |
| 7. | Minkah Fitzpatrick | 11 |
| | Kevin Byard | 11 |
| 9. | Tre'Davious White | 10 |
| | Kenny Moore II | 10 |
| | Devin McCourty | 10 |

- Fitzpatrick's 16 total takeaways (interceptions and fumble recoveries) are the third-most in the NFL since the start of the 2019 season.

NFL TAKEAWAY (INT AND FR) LEADERS SINCE 2019

| RANK | PLAYER | INT. | FR | TOT. |
|------|--------------------|------|----|------|
| 1. | J.C. Jackson | 21 | 2 | 23 |
| 2. | Xavien Howard | 15 | 2 | 17 |
| 3. | Minkah Fitzpatrick | 11 | 5 | 16 |
| | Tyrann Mathieu | 13 | 3 | 16 |
| 5. | Justin Simmons | 14 | 1 | 15 |

- Fitzpatrick's 20 combined interceptions (11), forced fumbles (four) and fumble recoveries (five) are tied for the fourth-most in the NFL since the start of the 2019 season.

NFL COMBINED (INT, FF, FR) LEADERS SINCE 2019

| RANK | PLAYER | INT. | FF | FR | TOT. |
|------|--------------------|------|----|----|------|
| 1. | T.J. Watt | 3 | 14 | 7 | 24 |
| | J.C. Jackson | 21 | 1 | 2 | 24 |
| | Darius Leonard | 8 | 11 | 5 | 24 |
| 4. | Minkah Fitzpatrick | 11 | 4 | 5 | 20 |
| | Xavien Howard | 15 | 3 | 2 | 20 |

WELCOME TO THE SCHOBERT

- The Steelers acquired LB **Joe Schobert**, who ranked fourth in the NFL with 141 tackles last season with Jacksonville, in Aug. 2021. He was one of five linebackers to register at least 100 tackles, multiple sacks and multiple interceptions last season.
- The linebackers with at least 100 tackles, two sacks and two interceptions in 2020 are below.

LINEBACKERS WITH 100+ TACKLES, 2.0+ SACKS, 2+ INT IN 2020

| PLAYER | TACKLES | SACKS | INT |
|------------------|---------|-------|-----|
| Joe Schobert | 141 | 2.5 | 3 |
| Roquan Smith | 139 | 4 | 2 |
| Eric Wilson | 121 | 3 | 3 |
| Foyesade Oluokun | 117 | 3 | 2 |
| Deion Jones | 106 | 4.5 | 2 |

- Schobert has registered at least 100 tackles in each of the last four seasons.
- Schobert has recorded 633 tackles (384 solo), 26 quarterback hits, 30 passes defended, 22 tackles for loss, 11.0 sacks, 10 forced fumbles, 10 interceptions and three fumble recoveries in his six-year NFL career.
- Schobert's 619 tackles are the second-most in the NFL since the start of the 2017 season.

MOST TACKLES SINCE 2017

| RANK | PLAYER | TACKLES |
|------|-----------------|---------|
| 1. | Bobby Wagner | 720 |
| 2. | Joe Schobert | 619 |
| 3. | Blake Martinez | 617 |
| 4. | Zach Cunningham | 576 |
| 5. | Demario Davis | 570 |

- Schobert's 10 forced fumbles are tied for the ninth-most among linebackers in the NFL since the start of the 2017 season.

NFL LINEBACKER FORCED FUMBLE LEADERS SINCE 2017

| RANK | PLAYER | FF |
|------|--|----|
| 1. | T.J. Watt | 21 |
| 2. | Chandler Jones | 17 |
| 3. | Khalil Mack | 15 |
| | Darius Leonard | 15 |
| 5. | Lavonte David | 14 |
| 6. | Shaquil Barrett | 13 |
| 7. | Robert Quinn | 12 |
| 8. | Hasson Reddick | 11 |
| 9. | Joe Schobert and three other players tied with | 10 |

- His 10 interceptions are tied for lead among all linebackers since the start of the 2017 season.

INTERCEPTION LEADERS BY LINEBACKERS SINCE 2017

| RANK | PLAYER | INT |
|------|----------------|-----|
| 1. | Joe Schobert | 10 |
| | Darius Leonard | 10 |
| 3. | Deion Jones | 8 |
| | Eric Kendricks | 8 |
| 5. | Alec Ogletree | 7 |
| | Jamie Collins | 7 |

HADEN BREAKING IT UP

- CB **Joe Haden** has registered two career interception returns for touchdowns, including one with the Steelers.
- Haden has 10 interceptions since joining the Steelers in 2017.
- Haden's 34 passes defended are tied for the ninth-most in the NFL since the start of the 2019 season.

PASSES DEFENDED LEADERS SINCE 2019

| RANK | PLAYER | PDS |
|------|-------------------|-----|
| 1. | Carlton Davis | 46 |
| 2. | James Bradberry | 44 |
| | J.C. Jackson | 44 |
| 4. | Marshon Lattimore | 43 |
| 5. | Marlon Humphrey | 38 |
| | Xavien Howard | 38 |
| 7. | Denzel Ward | 37 |
| 8. | Justin Simmons | 36 |
| 9. | Joe Haden | 34 |
| | Tre'Davious White | 34 |

- Since entering the NFL in 2010, Haden has recorded 154 career passes defended, which leads the League since 2010 and leads active NFL players.

ACTIVE NFL PASSES DEFENSED CAREER LEADERS

| RANK | PLAYER | PDS |
|------|-----------------|-----|
| 1. | Joe Haden | 154 |
| 2. | Janoris Jenkins | 123 |
| 3. | Darius Slay | 117 |
| 4. | Richard Sherman | 116 |
| 5. | Malcolm Jenkins | 110 |

NFL PASSES DEFENSED LEADERS SINCE 2010

| RANK | PLAYER | PDS |
|------|------------------|-----|
| 1. | Joe Haden | 154 |
| 2. | Johnathan Joseph | 132 |
| 3. | Janoris Jenkins | 123 |
| 4. | Brent Grimes | 122 |
| 5. | Tramon Williams | 120 |

- Haden's 154 career passes defended rank seventh in the NFL since 2000.

NFL PASSES DEFENSED LEADERS SINCE 2000

| RANK | PLAYER | PDS |
|------|-----------------------------|-----|
| 1. | Johnathan Joseph | 200 |
| 2. | Champ Bailey | 187 |
| 3. | Terence Newman | 182 |
| 4. | Ronde Barber | 179 |
| 5. | Charles Woodson | 168 |
| 6. | Asante Samuel | 164 |
| 7. | Joe Haden | 154 |
| 8. | Tramon Williams | 153 |
| 9. | Sheldon Brown | 146 |
| | Dominique Rodgers-Cromartie | 146 |

- Since entering the NFL in 2010, Haden has recorded 29 career interceptions, which is tied for the fourth-most among active players and tied for the sixth-most in the NFL over the span.

ACTIVE NFL INTERCEPTION LEADERS

| RANK | PLAYER | INT |
|------|-----------------|-----|
| 1. | Richard Sherman | 37 |
| 2. | Marcus Peters | 31 |
| | Devin McCourty | 31 |
| 4. | Joe Haden | 29 |
| | Harrison Smith | 29 |

NFL INTERCEPTION LEADERS SINCE 2010

| RANK | PLAYER | INT |
|------|-----------------|-----|
| 1. | Richard Sherman | 37 |
| 2. | Marcus Peters | 31 |
| | Reggie Nelson | 31 |
| | Devin McCourty | 31 |
| 5. | Earl Thomas | 30 |
| 6. | Joe Haden | 29 |
| | Harrison Smith | 29 |

- Haden has registered at least two passes defended in a single game 37 times in his career.
- Haden has registered at least three passes defended in a single game 15 times in his career.
- Haden has recorded at least four passes defended in a single game four times in his career.
- Haden has twice recorded at least five passes defended in a single game in his career.

WIZARD OF BOZ

- Since joining the Steelers in 2015, K **Chris Boswell** is 174-of-197 field goal attempts (88.3%), including 75-of-93 (80.6%) on field goal attempts of 40 yards or longer.
- Boswell made a franchise record 25 consecutive field goals, which was the longest active streak in the NFL when it ended in Week 11 of 2020 at Jacksonville.
- Boswell’s streak of 20 consecutive field goals made was snapped in Week 14 at Minnesota. His 20 consecutive field goals made is the fourth-longest in franchise history.

MOST CONSECUTIVE FG IN STEELERS HISTORY

| RANK | KICKER. YEARS | CONSECUTIVE FGs |
|------|------------------------|-----------------|
| 1. | Chris Boswell, 2019-20 | 25 |
| 2. | Shaun Suisham, 2013-14 | 24 |
| 3. | Jeff Reed, 2004-05 | 22 |
| 4. | Chris Boswell, 2021 | 20 |
| 5. | Gary Anderson, 1994 | 19 |
| | Jeff Reed, 2007-08 | 19 |
| 7. | Gary Anderson, 1985 | 18 |
| 8. | Chris Boswell, 2016-17 | 17 |
| | Norm Johnson, 1997 | 17 |
| 10. | Chris Boswell, 2017 | 16 |
| | Shaun Suisham, 2012-13 | 16 |

- Boswell ranks second in field goal percentage (88.3%) among all NFL kickers with at least 180 field goal attempts since the start of the 2015 season.

FG PERCENTAGE LEADERS SINCE 2015 (MIN. 180 ATTEMPTS)

| RANK | KICKER | M-A | FG% |
|------|---------------|---------|------|
| 1. | Justin Tucker | 223-244 | 91.4 |
| 2. | Chris Boswell | 174-197 | 88.3 |
| 3. | Graham Gano | 161-183 | 87.0 |
| 4. | Robbie Gould | 171-195 | 87.7 |
| 5. | Jason Myers | 155-183 | 84.7 |

- Boswell has connected on 76-of-82 field goal attempts (92.7%), including 34-of-40 (85.0%) on field goal attempts of 40 yards or longer, since the start of the 2019 season.
- Boswell ranks second in field goal percentage (92.7%) among all NFL kickers with at least 80 field goal attempts.

FG PERCENTAGE LEADERS SINCE 2019 (MIN. 80 ATTEMPTS)

| RANK | KICKER | FGM-FGA | FG% |
|------|-----------------|---------|------|
| 1. | Justin Tucker | 83-89 | 93.3 |
| 2. | Chris Boswell | 76-82 | 92.7 |
| 3. | Younghoe Koo | 81-88 | 92.0 |
| 4. | Nick Folk | 74-82 | 90.2 |
| 5. | Harrison Butker | 81-90 | 90.0 |

- Boswell’s 88.3 field goal percentage is the highest in Steelers history among kickers with at least 100 field goal attempts.

STEELERS ALL-TIME FG PERCENTAGE LEADERS (MIN. 100 ATTEMPTS)

| RANK | KICKER. YEARS | FGM-FGA | FG% |
|------|-----------------------------|---------|------|
| 1. | Chris Boswell, 2015-current | 174-197 | 88.3 |
| 2. | Shaun Suisham, 2010-14 | 124-141 | 87.9 |
| 3. | Norm Johnson, 1995-98 | 105-127 | 82.7 |
| 4. | Jeff Reed, 2002-10 | 204-249 | 81.9 |
| 5. | Gary Anderson, 1982-94 | 309-395 | 78.2 |

- Boswell became the third player in team history with at least 150 field goals made in Week 2 of 2021.

STEELERS ALL-TIME FG MADE LEADERS

| RANK | KICKER. YEARS | FGM |
|------|-----------------------------|-----|
| 1. | Gary Anderson, 1982-94 | 309 |
| 2. | Jeff Reed, 2002-10 | 204 |
| 3. | Chris Boswell, 2015-current | 174 |
| 4. | Roy Gerela, 1971-78 | 146 |
| 5. | Shaun Suisham, 2010-14 | 124 |

- Boswell has registered 29 career games with three or more field goals made.
- Boswell has made 33 of his 34 field goal attempts in his regular-season career against Cincinnati. He missed his first career kick against the Bengals in Week 3.
- Boswell has connected on four or more field goals in a single game 11 times in his career.

BOZ IN THE CLUTCH

- K **Chris Boswell** is one of two kickers in the NFL in 2021 with three or more field goals made in a single quarter (and both came in the fourth quarter, Week 9 vs. Chicago, and Week 15 vs. Tennessee).
- Boswell is the first kicker in the NFL with three or more field goals made in multiple fourth quarters in the same season since Cairo Santos (Kansas City) in Week 2 and Week of 2016.
- Boswell has registered eight career game-winning field goals (last five min. of the fourth quarter or overtimes), which ranks third in franchise history.

MOST GAME-WINNING FG IN LAST 5 MINUTES OF 4TH QUARTER OR OVERTIME (REGULAR AND POSTSEASON) IN FRANCHISE HISTORY

| RANK | KICKER. YEARS | FGM |
|------|-----------------------------|-----|
| 1. | Jeff Reed, 2002-10 | 11 |
| 2. | Gary Anderson, 1982-94 | 9 |
| 3. | Chris Boswell, 2015-current | 8 |
| 4. | Shaun Suisham, 2010-14 | 7 |
| 5. | Norm Johnson, 1995-98 | 4 |

BOSWELL GAME-WINNING FG IN LAST 5 MINUTES OF 4TH QUARTER OR OVERTIME (REGULAR AND POSTSEASON)

| YD | DATE | OPP | Q | TIME | PRE | POST | FINAL |
|----|------------|--------|----|------|-------|-------|---------------|
| 18 | 11/8/2015 | vs Oak | 4 | 0:02 | 35-35 | 38-35 | W, 38-35 |
| 35 | 1/9/2016 | at Cin | 4 | 0:14 | 15-16 | 18-16 | W, 18-16 |
| 33 | 11/12/2017 | at Ind | 4 | 0:00 | 17-17 | 20-17 | W, 20-17 |
| 53 | 11/26/2017 | vs GB | 4 | 0:00 | 28-28 | 31-28 | W, 31-28 |
| 38 | 12/4/2017 | at Cin | 4 | 0:00 | 20-20 | 23-20 | W, 23-20 |
| 46 | 12/10/2017 | vs Bal | 4 | 0:42 | 36-38 | 39-38 | W, 39-38 |
| 35 | 12/30/2018 | vs Cin | 4 | 1:56 | 13-13 | 16-13 | W, 16-13 |
| 37 | 10/17/2021 | vs Sea | OT | -- | 20-20 | 23-20 | W, 23-20 (ot) |
| 40 | 11/8/2021 | vs Chi | 4 | 0:26 | 26-27 | 29-27 | W, 29-27 |

- Boswell has now made 10 of 12 career field goals (83.3%) in the final two minutes of regulation and overtime.

BOZ FROM 50-PLUS

- K **Chris Boswell** has connected on 14 of his last 16 field goals of 50+ yards, including nine of his last 10. He missed a 56-yard field as halftime expired in Week 15 vs. Tennessee, which snapped his streak of nine consecutive made field goals of 50+ yards.
- Boswell's nine straight made field goals of 50+ yards was the longest such streak in franchise history.

MOST CONSECUTIVE FG MADE FROM 50+ YARDS IN STEELERS HISTORY

| RANK | KICKER. SPAN | STREAK |
|------|--|--------|
| 1. | Chris Boswell, 11/03/2019 - 12/5/2021 | 9 |
| 2. | Chris Boswell, 11/16/2017 - 11/08/2018 | 5 |
| 3. | Jeff Reed, 12/01/2002 - 10/17/2004 | 4 |
| 4. | Kris Brown, 11/12/2000 - 10/14/2001 | 3 |

- Boswell's nine straight made field goals of 50+ yards was tied for the 10th-longest such streak in the NFL since the start of the 1983 season.

MOST CONSECUTIVE FG MADE FROM 50+ YARDS SINCE 1983

| RANK | KICKER. TEAM (SPAN) | STREAK |
|--------------------------|--|--------|
| 1. | Stephen Hauschka, Sea-Buf (9/20/2015-11/19/2017) | 13 |
| 2. | Robbie Gould, Chi (11/18/2010 - 10/10/2013) | 12 |
| | Blair Walsh, Min (09/09/2012 - 09/29/2013) | 12 |
| | Justin Tucker, Bal (12/27/2015 - 12/18/2016) | 12 |
| | Matt Prater, Det (01/03/2016 - 09/24/2017) | 12 |
| 5. | Youngbue Koo, Atl (12/08/2019 - 10/31/2021) | 11* |
| | Tony Zendejas, Hou-LAN (11/13/1988 - 10/31/1993) | 11 |
| 7. | Jason Hanson, Det (11/22/2007 - 11/08/2009) | 10 |
| | Jason Sanders, Mia (10 12/01/2019 - 11/29/2020) | 10 |
| | Ryan Longwell, Min (09/14/2008 - 10/23/2011) | 10 |
| 10. | Chris Boswell, Pit (11/03/2019 - 12/5/2021) | 9 |
| | Adam Vinatieri, Ind (10/04/2015 - 10/09/2016) | 9 |
| | Justin Tucker, Bal (10/15/2017 - 11/18/2018) | 9 |
| | Matt Bryant, Atl (11/11/2010 - 11/10/2013) | 9 |
| | Matt Bryant, Atl (11/05/2017 - 11/18/2018) | 9 |
| 15. | Morten Andersen, Atl (10/01/1995 - 10/20/1996) | 8 |
| | Phil Dawson, SF (11/10/2013 - 10/13/2014) | 8 |
| | Robbie Gould, Chi-SF (12/20/2015 - 11/12/2018) | 8 |
| | Harrison Butker, KC (12/01/2019 - 10/17/2021) | 8 |
| | Brandon McManus, Den (09/27/2020 - 12/06/2020) | 8 |
| | Stephen Gostkowski, NE (12/01/2013 - 11/15/2015) | 8 |
| *indicates active streak | | |

- Boswell has made 16-of-20 (80.0%) field goal attempts in his NFL career from 50 yards or further, including a franchise-best 59-yard try in Week 9 of 2020 at AT&T Stadium against Dallas and a Heinz Field-best 56-yard try in Week 2 vs. Las Vegas.
- No kicker made a field goal of at least 50 yards in the first nine seasons of Heinz Field (2001-09). In fact, prior to Boswell joining the Steelers in 2015, Heinz Field witnessed just four field goals of at least 50 yards.
- Boswell has 13 field goals of at least 50 yards at Heinz Field in his career.
- Boswell's 16 field goals made from 50-plus yards are the most in Steelers history (Gary Anderson and Jeff Reed shared the previous franchise record with eight).

HIGHEST 50+ YARD FG PERCENTAGE FRANCHISE HISTORY (MIN. 15 50+ FGA)

| RANK | PLAYER | FG-FGA | PCT. |
|------|---------------|--------|------|
| 1. | Chris Boswell | 16-20 | 80.0 |
| 2. | Jeff Reed | 8-17 | 47.1 |
| 3. | Gary Anderson | 8-27 | 29.6 |

HIGHEST 50+ YARD FG PERCENTAGE DURING SUPER BOWL ERA (MIN. 15 50+ FGA)

| RANK | PLAYER | FG-FGA | PCT. |
|------|--------------------|--------|------|
| 1. | Chris Boswell | 16-20 | 80.0 |
| 2. | Jason Sanders | 14-18 | 77.8 |
| 3. | Stephen Gostkowski | 33-43 | 76.7 |
| 4. | Tony Zendejas | 17-23 | 73.9 |
| 5. | Matt Prater | 62-84 | 73.8 |

- Boswell connected on 54 and 52-yard field goals in Week 9 vs. Chicago and added a 40-yard field goal with 30 seconds remaining in the fourth quarter that gave the Steelers a 29-27 lead. He also added a fumble recovery.
- Boswell is the first player in NFL history to make two 50+ yard field goals, make a game-winning field goal and recover an opponent's fumble all in the same game.
- Boswell connected on a 56-yard field goal in Week 2 vs. Las Vegas with 3:42 remaining in the fourth quarter that cut the Raiders' lead to 23-17.
- His 56-yard field goal is the longest in Heinz Field history – topping the previous mark of 53 yards by both Boswell vs. Green Bay on Nov. 26, 2017 and Dallas' Dan Bailey vs. Pittsburgh on Nov. 13, 2016 as the longest field goal conversion at the stadium since it opened in 2001.
- The 56-yard kick is the second-longest in team history and is the longest such kick since Nov. 8, 2020 at Dallas Cowboys (Chris Boswell, 59).

LONGEST FG IN FRANCHISE HISTORY

| RANK | PLAYER (DATE, OPP.) | FG |
|------|--|----|
| 1. | Chris Boswell (11/8/20 at Dallas) | 59 |
| 2. | Chris Boswell (9/19/21 vs. Las Vegas) | 56 |
| 3. | Gary Anderson (11/25/84 vs. San Diego) | 55 |
| | Kris Brown (10/14/01 at Kansas City) | 55 |
| 5. | Chris Boswell (11/8/21 vs. Chicago) | 54 |
| | Gary Anderson (12/8/91 at Houston) | 54 |
| 7. | Chris Boswell (12/5/21 vs. Baltimore) | 53 |
| | Chris Boswell (11/26/17 vs. Green Bay) | 53 |
| | Gary Anderson (10/21/84 at Indianapolis) | 53 |
| | Jeff Reed (11/8/10 at Cincinnati) | 53 |
| | Jeff Reed (9/21/08 at Philadelphia) | 53 |
| | Shaun Suisham (11/9/14 at N.Y. Jets) | 53 |

LONGEST FG IN HEINZ FIELD HISTORY

| RANK | PLAYER, TEAM (DATE, OPP.) | FG |
|------|--|----|
| 1. | Chris Boswell, Pittsburgh (9/19/21 vs. Las Vegas) | 56 |
| 2. | Chris Boswell, Pittsburgh (11/8/21 vs. Chicago) | 54 |
| 3. | Chris Boswell, Pittsburgh (12/5/21 vs. Baltimore) | 53 |
| | Chris Boswell, Pittsburgh (11/26/17 vs. Green Bay) | 53 |
| | Dan Bailey, Dallas (11/13/16 at Pittsburgh) | 53 |
| 6. | Chris Boswell, Pittsburgh (11/8/21 vs. Chicago) | 52 |
| | Chris Boswell, Pittsburgh (10/17/21 vs. Seattle) | 52 |
| | Chris Boswell, Pittsburgh (12/10/17 vs. Baltimore) | 52 |
| | Jeff Reed, Pittsburgh (9/12/10 vs. Atlanta) | 52 |
| | Justin Tucker, Baltimore (10/1/15 at Pittsburgh) | 52 |

- Boswell has already made seven field goals from 50 yards or further in 2021 – the most by a Steelers kicker in a single season.
- Boswell's 59-yard field goal in Week 9 at Dallas in 2020 was the longest field goal in franchise history. The previous mark was 55 yards by both Kris Brown (10/14/01 at Kansas City) and Gary Anderson (11/25/84 vs. San Diego).

MILES KILLING IT ON SPECIAL TEAMS

- **S Miles Killebrew** registered his second blocked punt of the season, which leads the NFL, in Week 11 at Los Angeles.
- Killebrew is the first Steelers player to block multiple punts in the same season since 1960.

STEELERS-CHIEFS SERIES HISTORY

- Sunday's game will mark the 36th overall meeting and the 34th meeting in the regular-season series between the Steelers and Chiefs.
- The Steelers own an 11-game advantage in the overall series (23-12) and an 11-game lead in the regular-season series (22-11).
- The two teams have met twice in the postseason where the series is tied, 1-1.
- Sunday's game will be the 17th regular-season matchup between the Steelers and Chiefs in Kansas City, where Pittsburgh has won 11 of the previous 16 regular-season games.
- The Steelers own a 12-6 (.667) all-time mark at Arrowhead Stadium, including the playoffs.
- Pittsburgh is one of two teams in the NFL with a winning all-time record at Arrowhead Stadium (min. 10 games).
- Pittsburgh's 12 all-time victories at Kansas City are the fourth-most in NFL history and most of any non-divisional opponent.
- The Steelers' .667 all-time winning percentage at Arrowhead Stadium is tied for the highest in NFL history.
- Kansas City won the last meeting in the series: Sept. 16, 2018 (42-37 in Pittsburgh).

INSIDE THE SERIES

| CATEGORY | RECORD |
|--------------------------|---|
| Series History | Started in 1970 |
| Overall | Steelers lead, 23-12 |
| In Pittsburgh | Steelers lead, 11-5 |
| At Kansas City | Steelers lead, 12-7 |
| Neutral | - |
| Overall Regular-Season | Steelers lead, 22-11 |
| In Pittsburgh | Steelers lead, 11-5 |
| At Kansas City | Steelers lead, 11-6 |
| Neutral | - |
| Overall Postseason | Series tied, 1-1 |
| In Pittsburgh | - |
| At Kansas City | Series tied, 1-1 |
| Neutral | - |
| Streak | Chiefs won the previous meeting |
| Last Regular-Season Game | L, 42-37 (Sept. 26, 2018 in Pittsburgh) |
| Last Postseason Game | W, 18-16 (Jan. 15, 2017 in Kansas City) |

2021 STATS COMPARISON

| | STEELERS | CHIEFS |
|------------------------------|-------------|-------------|
| Total Games | 14 | 14 |
| Total Drives | 162 | 143 |
| Total Drives per Game | 11.6 | 10.2 |
| First downs | 264 | 343 |
| Rushing 1st downs | 66 | 93 |
| Passing 1st downs | 167 | 221 |
| 1st downs from penalties | 31 | 29 |
| 3rd down eff. (Made-Att-Pct) | 77-191-40% | 89-169-53% |
| 4th down eff. (Made-Att-Pct) | 6-15-40% | 7-12-58% |
| Total Net Yards | 4,445 | 5,561 |
| Avg. Yards per Game | 317.5 | 397.2 |
| Total Plays | 889 | 935 |
| Yards per play | 5.0 | 5.9 |
| Net Yards Rushing | 1184 | 1538 |
| Rush Attempts | 325 | 344 |
| Yards per rush | 3.64 | 4.47 |
| Net Yards Passing | 3261 | 4023 |
| Sacks-Yards lost | 33-195 | 25-127 |
| Gross Yards | 3456 | 4150 |
| Comp-Att-Pct | 343-531-65% | 372-566-66% |
| Yards per pass | 6.14 | 7.11 |
| Interceptions thrown | 8 | 13 |
| Punts (Num-Yds) | 62-2684 | 33-1568 |
| Punts blocked | 0 | 0 |
| Net Punting Avg Yds | 37.9 | 41.7 |
| Gross Punting Avg Yds | 43.3 | 47.5 |

| | STEELERS | CHIEFS |
|--------------------------------|-----------|-----------|
| Total Return Yds (no Kickoffs) | 382 | 333 |
| Punt Returns (Num-Yds) | 32-277 | 15-173 |
| Kickoff Returns (Num-Yds) | 32-722 | 24-574 |
| Int. Returns (Num-Yds) | 9-105 | 14-160 |
| Penalties-Yards | 90-697 | 91-756 |
| Turnovers | 15 | 25 |
| Fumbles lost | 7 | 12 |
| Interceptions thrown | 8 | 13 |
| Total Net Yards | 4,445 | 5,561 |
| Touchdowns | 30 | 46 |
| Rushing | 9 | 13 |
| Passing | 20 | 30 |
| Interceptions | 0 | 2 |
| Kickoff Returns | 0 | 0 |
| Fumble Returns | 0 | 1 |
| Punt Returns | 0 | 0 |
| Defensive/Special Teams TDs | 1 | 3 |
| Extra Points (Made-Att) | 25-30 | 42-45 |
| Kicking (Made-Att) | 23-25 | 41-43 |
| 2Pt Conversions (Made-Att) | 2-5 | 1-2 |
| Safeties | 0 | 0 |
| Kickoffs (Num-EZ-TB) | 73-49-37 | 81-59-50 |
| Field Goals (Made-Att) | 28-31 | 22-25 |
| FGs Blocked - PATs Blocked | 0-0 | 0-0 |
| Goal to Go (Made-Att-Pct) | 16-21-76% | 28-33-85% |
| Red Zone (Made-Att-Pct) | 24-40-60% | 32-54-59% |

| ALL-TIME SERIES RESULTS | | | | |
|---|------|----|----|----------|
| Steelers lead, 23-12 (H: 11-5, A: 12-7, N: 0-0) | | | | |
| Date | Site | Wk | Gm | Result |
| 1970-11-15 | H | 9 | 9 | L, 14-31 |
| 1971-10-18 | A | 5 | 5 | L, 16-38 |
| 1972-11-12 | H | 9 | 9 | W, 16-7 |
| 1974-10-13 | A | 5 | 5 | W, 34-24 |
| 1975-11-16 | H | 9 | 9 | W, 28-3 |
| 1976-11-07 | A | 9 | 9 | W, 45-0 |
| 1978-10-29 | H | 9 | 9 | W, 27-24 |
| 1979-11-11 | A | 11 | 11 | W, 30-3 |
| 1980-12-14 | H | 15 | 15 | W, 21-16 |
| 1981-09-06 | H | 1 | 1 | L, 33-37 |
| 1982-12-05 | H | 13 | 5 | W, 35-14 |
| 1984-09-02 | H | 1 | 1 | L, 27-37 |

| ALL-TIME SERIES RESULTS | | | | |
|---|------|----|----|-------------|
| Steelers lead, 23-12 (H: 11-5, A: 12-7, N: 0-0) | | | | |
| Date | Site | Wk | Gm | Result |
| 1985-11-10 | A | 10 | 10 | W, 36-28 |
| 1986-12-21 | H | 16 | 16 | L, 19-24 |
| 1987-11-08 | A | 9 | 8 | W, 17-16 |
| 1988-11-27 | H | 13 | 13 | W, 16-10 |
| 1989-10-29 | H | 8 | 8 | W, 23-17 |
| 1992-10-25 | A | 8 | 7 | W, 27-3 |
| 1994-01-08 | A | 19 | 17 | L, 10-13 OT |
| 1996-10-07 | A | 6 | 5 | W, 17-7 |
| 1997-11-03 | A | 10 | 9 | L, 10-13 |
| 1998-10-26 | A | 8 | 7 | W, 20-13 |
| 1999-12-18 | A | 15 | 14 | L, 19-35 |
| 2001-10-14 | A | 5 | 4 | W, 20-17 |

| ALL-TIME SERIES RESULTS | | | | |
|---|------|----|----|-------------|
| Steelers lead, 23-12 (H: 11-5, A: 12-7, N: 0-0) | | | | |
| Date | Site | Wk | Gm | Result |
| 2003-09-14 | A | 2 | 2 | L, 20-41 |
| 2006-10-15 | H | 6 | 5 | W, 45-7 |
| 2009-11-22 | A | 11 | 10 | L, 24-27 OT |
| 2011-11-27 | A | 12 | 11 | W, 13-9 |
| 2012-11-12 | H | 10 | 9 | W, 16-13 OT |
| 2014-12-21 | H | 16 | 15 | W, 20-12 |
| 2015-10-25 | A | 7 | 7 | L, 13-23 |
| 2016-10-02 | H | 4 | 4 | W, 43-14 |
| 2017-01-15 | A | 19 | 18 | W, 18-16 |
| 2017-10-15 | A | 6 | 6 | W, 19-3 |
| 2018-09-16 | H | 2 | 2 | L, 42-37 |
| indicates playoff game | | | | |



42

2018 WEEK 2
Kansas City Chiefs 42, Pittsburgh Steelers 37
63,956 🇺🇸 Heinz Field 🇺🇸 Sep 16, 2018



37

| | | | | | | |
|---------------------------|----|----|----|---|---|----|
| Kansas City Chiefs | 21 | 0 | 14 | 7 | — | 42 |
| Pittsburgh Steelers | 0 | 21 | 7 | 9 | — | 37 |

SCORING DRIVES

| TEAM | QTR | TIME | SCORING PLAY | KC | PIT |
|----------|-----|-------|---|----|-----|
| Chiefs | 1 | 13:05 | C.Conley 15 yd. pass from P.Mahomes (H.Butker kick) (2-10, 1:03) | 7 | 0 |
| Chiefs | 1 | 09:13 | T.Kelce 19 yd. pass from P.Mahomes (H.Butker kick) (5-71, 2:32) | 14 | 0 |
| Chiefs | 1 | 02:24 | K.Hunt 5 yd. pass from P.Mahomes (H.Butker kick) (6-61, 2:40) | 21 | 0 |
| Steelers | 2 | 14:20 | J.James 26 yd. pass from B.Roethlisberger (C.Boswell kick) (6-81, 3:04) | 21 | 7 |
| Steelers | 2 | 06:27 | J.Smith-Schuster 2 yd. pass from B.Roethlisberger (kick failed, wr) (11-85, 5:41) | 21 | 13 |
| Steelers | 2 | 00:18 | J.Washington 14 yd. pass from B.Roethlisberger (B.Roethlisberger-J.Conner pass) (10-90, 2:48) | 21 | 21 |
| Chiefs | 3 | 12:42 | T.Kelce 25 yd. pass from P.Mahomes (H.Butker kick) (5-75, 2:18) | 28 | 21 |
| Steelers | 3 | 07:12 | J.Conner 1 yd. run (C.Boswell kick) (11-75, 5:30) | 28 | 28 |
| Chiefs | 3 | 03:15 | D.Robinson 3 yd. pass from P.Mahomes (H.Butker kick) (7-75, 3:57) | 35 | 28 |
| Chiefs | 4 | 13:42 | T.Hill 29 yd. pass from P.Mahomes (H.Butker kick) (5-65, 3:04) | 42 | 28 |
| Steelers | 4 | 12:02 | K.Hunt tackled in end zone by A.Burns, M.Burnett for a Safety | 42 | 30 |
| Steelers | 4 | 01:59 | B.Roethlisberger 3 yd. run (C.Boswell kick) (9-66, 3:04) | 42 | 37 |

KANSAS CITY CHIEFS

| PASSING | ATT | CP | YDS | SK/YD | TD | LG | INT | RTG |
|-----------------|-----|----|-----|-------|----|----|-----|-------|
| Patrick Mahomes | 28 | 23 | 326 | 1/4 | 6 | 40 | 0 | 154.8 |
| TOTAL | 28 | 23 | 326 | 1/4 | 6 | 40 | 0 | 154.8 |

| RUSHING | ATT | YDS | AVG | LG | TD |
|-----------------|-----|-----|------|----|----|
| Kareem Hunt | 18 | 75 | 4.2 | 16 | 0 |
| Sammy Watkins | 1 | 31 | 31.0 | 31 | 0 |
| Patrick Mahomes | 5 | 18 | 3.6 | 10 | 0 |
| Spencer Ware | 1 | 3 | 3.0 | 3 | 0 |
| TOTAL | 25 | 127 | 5.1 | 31 | 0 |

| RECEIVING | NO | YDS | AVG | LG | TD |
|-------------------|----|-----|------|-----|----|
| Travis Kelce | 7 | 109 | 15.6 | 31 | 2 |
| Sammy Watkins | 6 | 100 | 16.7 | 40 | 0 |
| Tyreek Hill | 5 | 90 | 18.0 | 36 | 1 |
| Chris Conley | 2 | 17 | 8.5 | 15t | 1 |
| Kareem Hunt | 1 | 5 | 5.0 | 5t | 1 |
| Demarcus Robinson | 1 | 3 | 3.0 | 3t | 1 |
| Damien Williams | 1 | 2 | 2.0 | 2 | 0 |
| TOTAL | 23 | 326 | 14.2 | 40 | 6 |

| TOP DEFENSE | TOT | SOLO | AST | SCK | YDS | INT |
|------------------|-----|------|-----|-----|-----|-----|
| Anthony Hitchens | 12 | 7 | 5 | 0.0 | 0.0 | 0 |
| Kendall Fuller | 7 | 6 | 1 | 0.0 | 0.0 | 0 |
| Eric Murray | 6 | 5 | 1 | 0.0 | 0.0 | 0 |

| FIELD GOALS | FGM/FGA | PERCENT | RESULTS |
|----------------|---------|---------|---------|
| No Field Goals | | | |

PITTSBURGH STEELERS

| PASSING | ATT | CP | YDS | SK/YD | TD | LG | INT | RTG |
|--------------------|-----|----|-----|-------|----|----|-----|-------|
| Ben Roethlisberger | 60 | 39 | 452 | 1/10 | 3 | 46 | 0 | 104.3 |
| TOTAL | 60 | 39 | 452 | 1/10 | 3 | 46 | 0 | 104.3 |

| RUSHING | ATT | YDS | AVG | LG | TD |
|--------------------|-----|-----|-----|----|----|
| James Conner | 8 | 17 | 2.1 | 9 | 1 |
| Ben Roethlisberger | 2 | 9 | 4.5 | 6 | 1 |
| Ryan Switzer | 2 | 5 | 2.5 | 6 | 0 |
| Stevan Ridley | 1 | 2 | 2.0 | 2 | 0 |
| TOTAL | 13 | 33 | 2.5 | 9 | 2 |

| RECEIVING | NO | YDS | AVG | LG | TD |
|---------------------|----|-----|------|-----|----|
| JuJu Smith-Schuster | 13 | 121 | 9.3 | 21 | 1 |
| Antonio Brown | 9 | 67 | 7.4 | 19 | 0 |
| Jesse James | 5 | 138 | 27.6 | 46 | 1 |
| James Conner | 5 | 48 | 9.6 | 22 | 0 |
| Vance McDonald | 3 | 26 | 8.7 | 13 | 0 |
| Roosevelt Nix | 1 | 19 | 19.0 | 19 | 0 |
| James Washington | 1 | 14 | 14.0 | 14t | 1 |
| Ryan Switzer | 1 | 14 | 14.0 | 14 | 0 |
| Stevan Ridley | 1 | 5 | 5.0 | 5 | 0 |
| TOTAL | 39 | 452 | 11.6 | 46 | 3 |

| TOP DEFENSE | TOT | SOLO | AST | SCK | YDS | INT |
|----------------|-----|------|-----|-----|-----|-----|
| Jon Bostic | 6 | 4 | 2 | 0.0 | 0.0 | 0 |
| Morgan Burnett | 6 | 3 | 3 | 0.0 | 0.0 | 0 |
| Stephon Tuitt | 5 | 2 | 3 | 0.0 | 0.0 | 0 |

| FIELD GOALS | FGM/FGA | PERCENT | RESULTS |
|---------------|---------|---------|---------|
| Chris Boswell | 0-1 | 0.0 | (49) |
| TOTAL | 0-1 | 0.0 | |

Team Statistics

| | | |
|------------------------------|---------|----------|
| First Downs | 24 | 33 |
| 3rd-Down Eff. (Made/Att/Pct) | 2/5/40% | 3/11/27% |
| 4th-Down Eff. (Made/Att/Pct) | 0/0/0% | 2/2/100% |
| Total Net Yards | 449 | 475 |
| Total Plays | 54 | 74 |
| Yards Per Play | 8.3 | 6.4 |
| Rushes/Net Yards | 25/127 | 13/33 |
| Net Passing | 322 | 442 |
| Pass Attempts/Completions | 28/23 | 60/39 |
| Had Intercepted | 0 | 0 |
| Sacked/Yards Lost | 1/4 | 1/10 |
| Punts/Average | 2/50.0 | 5/45.2 |
| Penalties/Yards | 12/76 | 12/90 |
| Fumbles/Lost | 3/1 | 1/0 |
| Possession Time | 27:49 | 32:11 |

Chiefs Steelers

| AMERICAN FOOTBALL CONFERENCE | | | | | | | | | | | | |
|------------------------------|----|----|---|------|-----|-----|---------|-------|-------|-------|-------|--------|
| EAST DIVISION | | | | | | | | | | | | |
| TEAM | W | L | T | PCT | PF | PA | NET PTS | HOME | AWAY | CONF | DIV | STREAK |
| New England Patriots | 9 | 5 | 0 | .643 | 367 | 227 | 140 | 3-4-0 | 6-1-0 | 7-2-0 | 3-1-0 | Lost 1 |
| Buffalo Bills | 8 | 6 | 0 | .571 | 394 | 243 | 151 | 4-3-0 | 4-3-0 | 5-5-0 | 3-1-0 | Won 1 |
| Miami Dolphins | 7 | 7 | 0 | .500 | 285 | 312 | -27 | 5-3-0 | 2-4-0 | 5-5-0 | 3-2-0 | Won 6 |
| New York Jets | 3 | 11 | 0 | .214 | 250 | 428 | -178 | 2-5-0 | 1-6-0 | 3-7-0 | 0-5-0 | Lost 3 |
| NORTH DIVISION | | | | | | | | | | | | |
| TEAM | W | L | T | PCT | PF | PA | NET PTS | HOME | AWAY | CONF | DIV | STREAK |
| Cincinnati Bengals | 8 | 6 | 0 | .571 | 369 | 303 | 66 | 3-4-0 | 5-2-0 | 6-3-0 | 3-1-0 | Won 1 |
| Baltimore Ravens | 8 | 6 | 0 | .571 | 334 | 315 | 19 | 5-2-0 | 3-4-0 | 5-5-0 | 1-3-0 | Lost 3 |
| Pittsburgh Steelers | 7 | 6 | 1 | .536 | 291 | 335 | -44 | 5-2-1 | 2-4-0 | 5-4-0 | 2-2-0 | Won 1 |
| Cleveland Browns | 7 | 7 | 0 | .500 | 292 | 305 | -13 | 5-3-0 | 2-4-0 | 4-6-0 | 2-2-0 | Lost 1 |
| SOUTH DIVISION | | | | | | | | | | | | |
| TEAM | W | L | T | PCT | PF | PA | NET PTS | HOME | AWAY | CONF | DIV | STREAK |
| Tennessee Titans | 9 | 5 | 0 | .643 | 337 | 309 | 28 | 5-2-0 | 4-3-0 | 6-4-0 | 4-1-0 | Lost 1 |
| Indianapolis Colts | 8 | 6 | 0 | .571 | 398 | 300 | 98 | 4-4-0 | 4-2-0 | 7-3-0 | 3-2-0 | Won 2 |
| Houston Texans | 3 | 11 | 0 | .214 | 207 | 372 | -165 | 1-6-0 | 2-5-0 | 3-7-0 | 3-2-0 | Won 1 |
| Jacksonville Jaguars | 2 | 12 | 0 | .143 | 196 | 370 | -174 | 2-6-0 | 0-6-0 | 2-7-0 | 0-5-0 | Lost 6 |
| WEST DIVISION | | | | | | | | | | | | |
| TEAM | W | L | T | PCT | PF | PA | NET PTS | HOME | AWAY | CONF | DIV | STREAK |
| Kansas City Chiefs | 10 | 4 | 0 | .714 | 385 | 296 | 89 | 6-2-0 | 4-2-0 | 5-4-0 | 4-1-0 | Won 7 |
| Los Angeles Chargers | 8 | 6 | 0 | .571 | 379 | 370 | 9 | 4-4-0 | 4-2-0 | 5-4-0 | 2-2-0 | Lost 1 |
| Las Vegas Raiders | 7 | 7 | 0 | .500 | 299 | 374 | -75 | 3-4-0 | 4-3-0 | 5-4-0 | 1-3-0 | Won 1 |
| Denver Broncos | 7 | 7 | 0 | .500 | 285 | 243 | 42 | 4-4-0 | 3-3-0 | 3-6-0 | 1-2-0 | Lost 1 |
| NATIONAL FOOTBALL CONFERENCE | | | | | | | | | | | | |
| EAST DIVISION | | | | | | | | | | | | |
| TEAM | W | L | T | PCT | PF | PA | NET PTS | HOME | AWAY | CONF | DIV | STREAK |
| Dallas Cowboys | 10 | 4 | 0 | .714 | 401 | 293 | 108 | 4-2-0 | 6-2-0 | 8-1-0 | 4-0-0 | Won 3 |
| Washington Football Team | 6 | 7 | 0 | .462 | 266 | 324 | -58 | 3-4-0 | 3-3-0 | 5-3-0 | 1-1-0 | Lost 1 |
| Philadelphia Eagles | 6 | 7 | 0 | .462 | 337 | 291 | 46 | 1-4-0 | 5-3-0 | 4-4-0 | 0-2-0 | Won 1 |
| New York Giants | 4 | 10 | 0 | .286 | 238 | 331 | -93 | 3-4-0 | 1-6-0 | 3-6-0 | 1-3-0 | Lost 3 |
| NORTH DIVISION | | | | | | | | | | | | |
| TEAM | W | L | T | PCT | PF | PA | NET PTS | HOME | AWAY | CONF | DIV | STREAK |
| Green Bay Packers | 11 | 3 | 0 | .786 | 359 | 302 | 57 | 6-0-0 | 5-3-0 | 8-2-0 | 3-1-0 | Won 3 |
| Minnesota Vikings | 7 | 7 | 0 | .500 | 361 | 342 | 19 | 4-2-0 | 3-5-0 | 5-4-0 | 3-1-0 | Won 2 |
| Chicago Bears | 4 | 10 | 0 | .286 | 240 | 349 | -109 | 2-5-0 | 2-5-0 | 2-7-0 | 2-3-0 | Lost 3 |
| Detroit Lions | 2 | 11 | 1 | .179 | 243 | 366 | -123 | 2-5-0 | 0-6-1 | 2-7-0 | 1-4-0 | Won 1 |
| SOUTH DIVISION | | | | | | | | | | | | |
| TEAM | W | L | T | PCT | PF | PA | NET PTS | HOME | AWAY | CONF | DIV | STREAK |
| Tampa Bay Buccaneers | 10 | 4 | 0 | .714 | 410 | 306 | 104 | 6-1-0 | 4-3-0 | 6-4-0 | 2-2-0 | Lost 1 |
| New Orleans Saints | 7 | 7 | 0 | .500 | 313 | 285 | 28 | 2-4-0 | 5-3-0 | 5-5-0 | 2-2-0 | Won 2 |
| Atlanta Falcons | 6 | 8 | 0 | .429 | 258 | 384 | -126 | 1-5-0 | 5-3-0 | 3-7-0 | 2-3-0 | Lost 1 |
| Carolina Panthers | 5 | 9 | 0 | .357 | 271 | 313 | -42 | 2-5-0 | 3-4-0 | 3-6-0 | 2-1-0 | Lost 4 |
| WEST DIVISION | | | | | | | | | | | | |
| TEAM | W | L | T | PCT | PF | PA | NET PTS | HOME | AWAY | CONF | DIV | STREAK |
| Arizona Cardinals | 10 | 4 | 0 | .714 | 378 | 284 | 94 | 3-3-0 | 7-1-0 | 6-4-0 | 4-1-0 | Lost 2 |
| Los Angeles Rams | 9 | 4 | 0 | .692 | 366 | 293 | 73 | 4-2-0 | 5-2-0 | 6-3-0 | 2-2-0 | Won 2 |
| San Francisco 49ers | 8 | 6 | 0 | .571 | 360 | 314 | 46 | 3-4-0 | 5-2-0 | 6-5-0 | 1-4-0 | Won 2 |
| Seattle Seahawks | 5 | 8 | 0 | .385 | 272 | 262 | 10 | 2-4-0 | 3-4-0 | 2-6-0 | 2-2-0 | Won 2 |

STEELERS 2021 REGULAR SEASON RECORD WHEN...

| CATEGORY | 2021 SEASON W-L | CATEGORY | 2021 SEASON W-L |
|---------------------------------------|--------------------|------------------------------------|--------------------|
| STEELERS AT HEINZ FIELD | 5-2 | IN SEPTEMBER | 1-2 |
| STEELERS ON THE ROAD | 2-4 | IN OCTOBER | 3-1 |
| STEELERS ON GRASS | 6-3 | IN NOVEMBER | 1-2 |
| STEELERS ON ARTIFICIAL TURF | 1-3 | IN DECEMBER | 2-1 |
| STEELERS IN DOMES | 0-0 | IN JANUARY | 0-0 |
| STEELERS IN RETRACTABLE ROOF STADIUMS | 0-0 | | |
| STEELERS OUTDOORS | 2-0 | ON SUNDAY NIGHT | 1-1 |
| STEELERS INDOORS | 0-0 | ON THURSDAY NIGHT | 0-1 |
| HEINZ FIELD ROOF OPEN | 0-0 | ON MONDAY NIGHT | 1-0 |
| HEINZ FIELD ROOF CLOSED | 0-0 | ON SATURDAY | 0-0 |
| | | | |
| STEELERS SCORE FIRST | 3-2 | DAY GAMES | 5-4 |
| OPPONENT SCORES FIRST | 4-4 | KICKOFF AT 12:00 EST | 0-0 |
| STEELERS SCORE ON FIRST POSSESSION | 2-2 | KICKOFF AT 3:00/3:05/3:15/3:35 EST | 0-0 |
| STEELERS SCORE 20 OR MORE POINTS | 5-2 | NIGHT GAMES | 2-2 |
| STEELERS SCORE 19 OR LESS POINTS | 2-4 | | |
| STEELERS ALLOW 20 OR MORE | 2-6 | VS. AFC NORTH OVERALL | 2-2 |
| STEELERS ALLOW 19 OR LESS POINTS | 5-0 | VS. AFC NORTH AT HOME | 1-1 |
| | | VS. AFC NORTH ON THE ROAD | 1-1 |
| | | | |
| STEELERS LEAD AFTER 1ST QUARTER | 2-1 | VS. AFC | 5-4 |
| STEELERS TRAIL AFTER 1ST QUARTER | 3-5 | VS. AFC EAST | 1-0 |
| SCORE TIED AFTER 1ST QUARTER | 2-0 | VS. AFC SOUTH | 1-0 |
| STEELERS LEAD AT HALFTIME | 3-0 | VS. AFC WEST | 1-2 |
| STEELERS TRAIL AT HALFTIME | 3-6 | | |
| SCORE TIED AT HALFTIME | 1-0 | VS. NFC | 2-2 |
| STEELERS LEAD AFTER 3RD QUARTER | 3-0 | VS. NFC EAST | 0-0 |
| STEELERS TRAIL AFTER 3RD QUARTER | 4-6 | VS. NFC SOUTH | 0-0 |
| SCORE TIED AFTER 3RD QUARTER | 0-0 | VS. NFC NORTH | 1-2 |
| GAME GOES TO OVERTIME | 1-0 | VS. NFC WEST | 1-0 |
| | | | |
| STEELERS HAVE + TURNOVER RATIO | 5-2 | | |
| STEELERS HAVE - TURNOVER RATIO | 0-4 | | |
| TURNOVER RATIO EVEN | 2-0 | | |
| | | | |
| STEELERS HAVE 30:00+TOP | 4-1 | | |
| STEELERS HAVE LESS THAN 30:00 TOP | 3-5 | | |
| | | | |
| STEELERS HAVE 100-YARD RUSHER | 1-0 | | |
| STEELERS HAVE 300 NET PASSING YARDS | 0-0 | | |
| STEELERS HAVE 1 100-YARD RECEIVER | 2-3 | | |
| STEELERS HAVE 2 100-YARD RECEIVERS | 0-0 | | |
| | | | |
| STEELERS WIN COIN TOSS | 4-2 | | |
| STEELERS LOSE COIN TOSS | 3-4 | | |

| NO. | NAME | POS | HT | WT | DOB | EXP | COLLEGE | HOMETOWN | HOW ACQ |
|-----|------------------------|-----|------|-----|------------|-----|--------------------|--------------------------------------|--------------|
| 27 | Allen, Marcus | LB | 6-2 | 215 | 8/7/1996 | 2 | Penn State | Silver Spring, MD | D5a '18 |
| 29 | Bailarge, Kalen | RB | 6-2 | 231 | 12/22/1995 | 4 | Arizona State | Falcon, Colo. | FA '20 |
| 72 | Banner, Zach | OT | 6-8 | 335 | 12/25/1993 | 5 | USC | Lakewood, WA | FA '19 |
| 9 | Boswell, Chris | K | 6-2 | 185 | 3/16/1991 | 7 | Rice | Fort Worth, TX | FA '15 |
| 96 | Buggs, Isaiah | DE | 6-3 | 295 | 8/24/1996 | 3 | Alabama | Ruston, LA | D6b '19 |
| 55 | Bush, Devin | LB | 5-11 | 234 | 7/18/1998 | 3 | Michigan | Pembroke Pines, FL | D1 '19 |
| 98 | Charlton, Taco | DE | 6-6 | 270 | 11/7/1994 | 5 | Michigan | Pickerington, OH | FA '21 |
| 11 | Claypool, Chase | WR | 6-4 | 238 | 7/7/1998 | 2 | Notre Dame | Abbotsford, British Columbia, Canada | D2 '20 |
| 73 | Davis, Carlos | DT | 6-2 | 320 | 8/22/1996 | 2 | Nebraska | Blue Springs, MO | D7 '20 |
| 34 | Edmunds, Terrell | S | 6-1 | 217 | 1/20/1997 | 4 | Virginia Tech | Danville, VA | D1 '18 |
| 39 | Fitzpatrick, Minkah | S | 6-1 | 207 | 11/17/1996 | 4 | Alabama | Old Bridge, NJ | TR '19 (MIA) |
| 88 | Freiermuth, Pat | TE | 6-5 | 258 | 10/25/1998 | R | Penn State | Merrimac, MA | D2 '21 |
| 81 | Gentry, Zach | TE | 6-8 | 265 | 9/10/1996 | 3 | Michigan | Albuquerque, NM | D5 '19 |
| 54 | Gilbert III, Ulysees | ILB | 6-4 | 230 | 8/9/1997 | 3 | Akron | Ocala, FL | D6c '19 |
| 53 | Green, Kendrick | C | 6-4 | 315 | 12/22/1998 | R | Illinois | Peoria, IL | D3 '21 |
| 23 | Haden, Joe | CB | 5-11 | 195 | 4/14/1989 | 12 | Florida | Fort Washington, MD | FA '17 |
| 71 | Haeg, Joe | T | 6-6 | 298 | 3/11/1993 | 6 | North Dakota State | Lake Shore, MN | UFA '21 |
| 22 | Harris, Najee | RB | 6-1 | 232 | 3/9/1998 | R | Alabama | Antioch, CA | D1 '21 |
| 6 | Harvin III, Pressley | P | 6-0 | 255 | 9/17/1998 | R | Georgia Tech | Alcoul, SC | D7b '21 |
| 3 | Haskins, Dwayne | QB | 6-4 | 230 | 5/3/1997 | 3 | Ohio State | Highland Park, NJ | FA '21 |
| 97 | Heyward, Cameron | DT | 6-5 | 295 | 5/6/1989 | 11 | Ohio State | Pittsburgh, PA | D1 '11 |
| 46 | Highsmith, Alex | LB | 6-4 | 242 | 8/7/1997 | 2 | Charlotte | Wilmington, NC | D3 '20 |
| 55 | Johnson, Buddy | LB | 6-2 | 240 | 2/27/1999 | R | Texas A&M | Dallas, TX | D4b '21 |
| 18 | Johnson, Diontae | WR | 5-10 | 183 | 7/5/1996 | 3 | Toledo | Buckin, FL | D3a '19 |
| 28 | Killebrew, Miles | S | 6-2 | 222 | 5/10/1993 | 6 | Southern Utah | Henderson, NV | D4 '16 |
| 46 | Kuntz, Christian | LS | 6-1 | 228 | 4/13/1994 | 1 | Duquesne | Pittsburgh, PA | FA '20 |
| 31 | Layne, Justin | CB | 6-2 | 192 | 1/12/1998 | 3 | Michigan State | Cleveland, OH | D3b '19 |
| 77 | Leglue, John | OL | 6-7 | 310 | 4/17/1996 | 1 | Tulane | Alexandria, LA | FA '20 |
| 92 | Loudemilk, Isaiahh | DE | 6-7 | 240 | 10/10/1997 | R | Wisconsin | Howard, KN | D5 '21 |
| 35 | Maulet, Arthur | CB | 5-10 | 190 | 7/13/1993 | 5 | Memphis | New Orleans, LA | FA '21 |
| 14 | McCloud, Ray-Ray | WR | 5-9 | 190 | 10/15/1996 | 4 | Clemson | Tampa, FL | FA '20 |
| 36 | McFarland Jr., Anthony | RB | 5-8 | 193 | 3/4/1999 | 2 | Maryland | Hyattsville, MD | D4a '20 |
| 65 | Moore, Henry | DE | 6-4 | 280 | 9/19/1995 | 2 | Oregon | Portland, OR | FA '19 |
| 99 | Moore Jr., Dan | OT | 6-5 | 315 | 9/28/1998 | R | Texas A&M | Beaumont, TX | D4a '21 |
| 21 | Norwell, Tre | DB | 6-0 | 194 | 4/19/1999 | R | Oklahoma | Fort Smith, AR | D7a '21 |
| 76 | Okoroafor, Chukwuma | OL | 6-6 | 320 | 8/8/1997 | 4 | Western Michigan | Southfield, MI | D3b '18 |
| 42 | Pierre, James | CB | 6-2 | 185 | 9/16/1996 | 2 | Florida Atlantic | Deerfield Beach, FL | UDFA '20 |
| 87 | Rader, Kevin | TE | 6-4 | 250 | 4/26/1995 | 1 | Youngstown State | Pittsburgh, PA | FA '19 |
| 7 | Roethlisberger, Ben | QB | 6-5 | 240 | 3/2/1982 | 18 | Miami (OH) | Findlay, OH | D1 '04 |
| 2 | Rudolph, Mason | QB | 6-5 | 235 | 6/17/1995 | 4 | Oklahoma State | Rock Hill, SC | D3a '18 |
| 93 | Schobert, Joe | LB | 6-1 | 240 | 11/6/1993 | 6 | Wisconsin | Waukesha, Wis. | TR '21 (JAX) |
| 24 | Snell Jr., Benny | RB | 5-10 | 224 | 2/26/1998 | 3 | Kentucky | Columbus, OH | D4 '19 |
| 41 | Spillane, Robert | LB | 6-1 | 229 | 12/14/1995 | 3 | Western Michigan | Oak Park, IL | FA '19 |
| 20 | Turner, Cameron | CB | 5-11 | 188 | 2/27/1995 | 5 | Tennessee | Jonesboro, GA | D3a '17 |
| 51 | Tufton, Trail | G | 6-3 | 315 | 6/14/1993 | 8 | Louisiana State | New Orleans, LA | FA '21 |
| 48 | Tuszka, Derek | OLB | 6-5 | 246 | 7/11/1996 | 2 | North Dakota State | Warner, S.D. | D7b '20 |
| 13 | Washington, James | WR | 5-11 | 213 | 4/21/1996 | 4 | Oklahoma State | Stamford, TX | D2 '18 |
| 44 | Watt, Derek | FB | 6-2 | 234 | 11/17/1992 | 6 | Wisconsin | Pewaukee, WI | UFA '20 |
| 90 | Watt, T.J. | LB | 6-4 | 252 | 10/11/1994 | 5 | Wisconsin | Pewaukee, WI | D1 '17 |
| 15 | White, Cody | WR | 6-3 | 215 | 11/28/1998 | 1 | Michigan State | Novi, MI | FA '20 |
| 25 | Witherspoon, Ahkello | CB | 6-2 | 195 | 3/21/1995 | 5 | Colorado | Sacramento, CA | TR '21 (SEA) |
| 95 | Wormley, Chris | DL | 6-5 | 300 | 10/25/1993 | 5 | Michigan | Toledo, OH | TR '20 (BAL) |

Injured Reserve (9)

| | | | | | | | | | |
|----|----------------------|-----|-----|-----|------------|----|----------------|----------------|----------|
| 94 | Alualu, Tyson | DE | 6-3 | 304 | 5/12/1987 | 11 | California | Honolulu, HI | UFA '17 |
| 93 | Christmas, Demarcus | DT | 6-3 | 302 | 7/4/1995 | 1 | Florida State | Sarasota, FL | FA '20 |
| 5 | Dobbs, Joshua | QB | 6-3 | 210 | 1/26/1995 | 4 | Tennessee | Alpharetta, GA | D4 '17 |
| 19 | Dotson, Kevin | OL | 6-4 | 321 | 9/18/1996 | 2 | Louisiana | Plaquemine, LA | D4b '20 |
| 85 | Ebron, Eric | TE | 6-4 | 253 | 4/10/1993 | 8 | North Carolina | Newark, NJ | UFA '20 |
| 67 | Finney, B.J. | C/G | 6-4 | 318 | 10/26/1991 | 6 | Kansas State | Wichita, KS | UDFA '15 |
| 60 | Hassenaue, J.C. | C | 6-2 | 295 | 9/15/1995 | 2 | Alabama | Woodbury, MN | FA '19 |
| 19 | Smith-Schuster, JuJu | WR | 6-1 | 215 | 11/22/1996 | 5 | USC | Long Beach, CA | D2 '17 |
| 91 | Tuitt, Stephen | DE | 6-6 | 303 | 5/23/1993 | 8 | Notre Dame | Miami, FL | D2 '14 |

Practice Squad (15)

| | | | | | | | | | |
|----|----------------------|-----|------|-----|------------|---|---------------|--------------------|-------------|
| 61 | Archibong, Daniel | DL | 6-6 | 307 | 9/12/1997 | R | Temple | Springfield, Pa. | FA '21 |
| 79 | Coward, Rashad | OL | 6-5 | 319 | 11/6/1994 | 4 | Old Dominion | Brooklyn, NY | FA '21 |
| 68 | Davis, Khalil | DT | 6-1 | 308 | 8/22/1996 | 2 | Nebraska | Blue Springs, MO | D1 '21 (TB) |
| 33 | Edmonds, Trey | RB | 6-2 | 223 | 12/30/1994 | 3 | Maryland | Danville, VA | UFA '18 |
| 74 | Green, Chaz | T | 6-5 | 318 | 4/8/1992 | 6 | Florida | Tampa, FL | UFA '21 |
| 8 | Joseph, Karl | S | 5-10 | 200 | 9/8/1993 | 6 | West Virginia | Orlando, Fla. | FA '21 |
| 17 | Miller, Anthony | WR | 5-11 | 199 | 10/9/1994 | 4 | Memphis | Memphis, Tenn. | FA '21 |
| 50 | Scott, Delontae | LB | 6-5 | 246 | 1/21/1997 | 1 | SMU | Irving, Texas | FA '20 |
| 38 | Simon, John | LB | 6-2 | 260 | 10/14/1990 | 9 | Ohio State | Youngstown, Ohio | FA '21 |
| 82 | Sims, Steven | WR | 5-10 | 176 | 3/31/1997 | 2 | Kansas | Houston, TX | FA '21 |
| 40 | Stephens, Linden | DB | 6-0 | 193 | 3/21/1995 | 3 | Cincinnati | Euclid, OH | FA '21 |
| 89 | Sternberger, Jace | TE | 6-4 | 251 | 6/26/1996 | 3 | Texas A&M | Kingsfisher, Okla. | D3-19 |
| 37 | Stiner, Donovan | S | 6-2 | 210 | 2/11/1999 | R | Florida | Houston, TX | UDFA '21 |
| 49 | Tuitt-Mariner, Jacob | OLB | 6-2 | 285 | 7/25/1996 | 3 | UCLA | Corona, Calif. | PS '18 |
| 80 | Vaughns, Tyler | WR | 6-2 | 184 | 6/1/1997 | R | USC | Pasadena, CA | FA '21 |

Practice Squad Injured (1)

| | | | | | | | | | |
|----|--------------|----|-----|-----|-----------|---|--------|------------|----------|
| 84 | Bussey, Rico | WR | 6-2 | 190 | 2/25/1998 | R | Hawaii | Lawton, OK | UDFA '21 |
|----|--------------|----|-----|-----|-----------|---|--------|------------|----------|

Reserve/COVID-19 (1)

| | | | | | | | | | |
|----|-----------------------|----|-----|-----|-----------|---|--------|--|--------|
| 57 | Adams Sr., Montravius | DT | 6-4 | 304 | 7/24/1995 | 5 | Auburn | | FA '21 |
|----|-----------------------|----|-----|-----|-----------|---|--------|--|--------|

Reserve/Retired (1)

| | | | | | | | | | |
|----|-----------------|----|-----|-----|------------|---|---------------|---------------|---------|
| 36 | Williams, Vince | LB | 6-1 | 233 | 12/27/1989 | 9 | Florida State | Davenport, FL | D6b '13 |
|----|-----------------|----|-----|-----|------------|---|---------------|---------------|---------|

COACHING STAFF

HEAD COACH: Mike Tomlin

ASSISTANTS: John Mitchell (Asst. Head Coach); Keith Butler (Defensive Coordinator); Matt Canada (Offensive Coordinator); Danny Smith (Special Teams Coordinator); Tery Austin (Senior Defensive Assistant/Secondary); Grady Brown (Secondary); Karl Dunbar (Defensive Line); Eddie Faulkner (Running Backs); Ike Hillard (Wide Receivers); Adrian Kiem (Offensive Line); Denzel Martin (Assistant Outside Linebackers); Chris Morgan (Assistant Offensive Line); Jerry Olsavsky (Inside Linebackers); Alfredo Roberts (Tight Ends); Blaine Stewart (Assistant Wide Receivers); Mike Sullivan (Quarterbacks); Matt Tomsho (Quality Control); Garrett Gionert (Senior Conditioning Coordinator); Marcel Passio (Head Strength & Conditioning Coach); Rodan Delus (Strength & Conditioning Assistant)

| NO. | NAME | POS | HT | WT | DOB | EXP | COLLEGE | HOMETOWN | HOW ACQ |
|-----|------------------------|-----|------|-----|------------|-----|--------------------|--------------------------------------|--------------|
| 2 | Rudolph, Mason | QB | 6-5 | 235 | 6/17/1995 | 4 | Oklahoma State | Rock Hill, SC | D3a '18 |
| 3 | Haskins, Dwayne | QB | 6-4 | 230 | 5/3/1997 | 3 | Ohio State | Highland Park, NJ | FA '21 |
| 6 | Harvin III, Pressley | P | 6-0 | 255 | 9/17/1998 | R | Georgia Tech | Alcoul, SC | D7b '21 |
| 7 | Roethlisberger, Ben | QB | 6-5 | 240 | 3/2/1982 | 18 | Miami (OH) | Findlay, OH | D1 '04 |
| 9 | Boswell, Chris | K | 6-2 | 185 | 3/16/1991 | 7 | Rice | Fort Worth, TX | FA '15 |
| 11 | Claypool, Chase | WR | 6-4 | 238 | 7/7/1998 | 2 | Notre Dame | Abbotsford, British Columbia, Canada | D2 '20 |
| 13 | Washington, James | WR | 5-11 | 213 | 4/2/1996 | 4 | Oklahoma State | Stamford, TX | D2 '18 |
| 14 | McCloud, Ray-Ray | WR | 5-9 | 190 | 10/15/1996 | 4 | Clemson | Tampa, FL | FA '20 |
| 15 | White, Cody | WR | 6-3 | 215 | 11/28/1998 | 1 | Michigan State | Novi, MI | FA '20 |
| 18 | Johnson, Dontae | WR | 5-10 | 183 | 7/5/1996 | 3 | Toledo | Ruskin, FL | D3a '19 |
| 20 | Sutton, Cameron | CB | 5-11 | 188 | 2/27/1995 | 5 | Tennessee | Jonesboro, GA | D3a '17 |
| 21 | Norwood, Tre | DB | 6-0 | 194 | 4/19/1999 | R | Oklahoma | Fort Smith, AR | D7a '21 |
| 22 | Harris, Najee | RB | 6-1 | 232 | 3/9/1998 | R | Alabama | Antioch, CA | D1 '21 |
| 23 | Haden, Joe | CB | 5-11 | 195 | 4/14/1989 | 12 | Florida | Fort Washington, MD | FA '17 |
| 24 | Snell Jr., Benny | RB | 5-10 | 224 | 2/26/1998 | 3 | Kentucky | Columbus, OH | D4 '19 |
| 25 | Witherspoon, Ahkello | CB | 6-2 | 195 | 3/21/1995 | 5 | Colorado | Sacramento, CA | TR '21 (SEA) |
| 26 | McFarland Jr., Anthony | RB | 5-8 | 193 | 3/4/1999 | 2 | Maryland | Hyattsville, MD | D4a '20 |
| 27 | Allen, Marcus | LB | 6-2 | 215 | 8/7/1996 | 4 | Penn State | Silver Spring, MD | D5a '18 |
| 28 | Killebrew, Miles | S | 6-2 | 222 | 5/10/1993 | 6 | Southern Utah | Henderson, NV | D4 '16 |
| 29 | Ballage, Kalen | RB | 6-2 | 231 | 12/22/1995 | 4 | Arizona State | Falcon, Colo. | FA '20 |
| 31 | Layne, Justin | CB | 6-2 | 192 | 1/12/1998 | 3 | Michigan State | Cleveland, OH | D3b '19 |
| 34 | Edmunds, Terrell | S | 6-1 | 217 | 1/20/1997 | 4 | Virginia Tech | Danville, VA | D1 '18 |
| 35 | Maulet, Arthur | CB | 5-10 | 190 | 7/13/1993 | 5 | Memphis | New Orleans, LA | FA '21 |
| 39 | Fitzpatrick, Minkah | S | 6-1 | 207 | 11/17/1996 | 4 | Alabama | Old Bridge, NJ | TR '19 (MIA) |
| 41 | Spillane, Robert | LB | 6-1 | 229 | 12/14/1995 | 3 | Western Michigan | Oak Park, IL | FA '19 |
| 42 | Pierre, James | CB | 6-2 | 185 | 9/16/1996 | 2 | Florida Atlantic | Deerfield Beach, FL | UDFA '20 |
| 44 | Watt, Derek | FB | 6-2 | 234 | 11/7/1992 | 6 | Wisconsin | Pewaukee, WI | UFA '20 |
| 45 | Johnson, Buddy | LB | 6-2 | 240 | 2/27/1999 | R | Texas A&M | Dallas, TX | D4b '21 |
| 46 | Kuntz, Christian | LS | 6-1 | 228 | 4/13/1994 | 1 | Duquesne | Pittsburgh, PA | FA '20 |
| 48 | Tuszka, Derek | OLB | 6-5 | 246 | 7/11/1996 | 2 | North Dakota State | Warner, S.D. | D7b '20 |
| 51 | Turner, Trai | G | 6-3 | 315 | 6/14/1993 | 8 | Louisiana State | New Orleans, LA | FA '21 |
| 53 | Green, Kendrick | C | 6-4 | 315 | 12/22/1998 | R | Illinois | Peoria, IL | D3 '21 |
| 54 | Gilbert III, Ulysees | ILB | 6-0 | 230 | 8/9/1997 | 3 | Akron | Ocala, FL | D6c '19 |
| 55 | Bush, Devin | LB | 5-11 | 234 | 7/18/1998 | 3 | Michigan | Pembroke Pines, FL | D1 '19 |
| 56 | Highsmith, Alex | LB | 6-4 | 242 | 8/7/1997 | 2 | Charlotte | Wilmington, NC | D3 '20 |
| 65 | Moore Jr., Dan | OT | 6-5 | 315 | 9/28/1998 | R | Texas A&M | Beaumont, TX | D4a '21 |
| 71 | Haeg, Joe | T | 6-6 | 298 | 3/11/1993 | 6 | North Dakota State | Lake Shore, MN | UFA '21 |
| 72 | Banner, Zach | OT | 6-8 | 335 | 12/25/1993 | 5 | USC | Lakewood, WA | FA '19 |
| 73 | Davis, Carlos | DT | 6-2 | 320 | 8/22/1996 | 2 | Nebraska | Blue Springs, MO | D7 '20 |
| 76 | Okorafor, Chukwuma | OL | 6-6 | 320 | 8/8/1997 | 4 | Western Michigan | Southfield, MI | D3b '18 |
| 77 | Legue, John | OL | 6-7 | 310 | 4/17/1996 | 1 | Tulane | Alexandria, LA | FA '20 |
| 81 | Gentry, Zach | TE | 6-8 | 265 | 9/10/1996 | 3 | Michigan | Albuquerque, NM | D5 '19 |
| 87 | Rader, Kevin | TE | 6-4 | 250 | 4/26/1995 | 1 | Youngstown State | Pittsburgh, PA | FA '19 |
| 88 | Freiermuth, Pat | TE | 6-5 | 258 | 10/25/1998 | R | Penn State | Merrimac, MA | D2 '21 |
| 90 | Watt, T.J. | LB | 6-4 | 252 | 10/11/1994 | 5 | Wisconsin | Pewaukee, WI | D1 '17 |
| 92 | Loudermilk, Isaiahh | DE | 6-7 | 240 | 10/10/1997 | R | Wisconsin | Howard, KN | D5 '21 |
| 93 | Schobert, Joe | LB | 6-1 | 240 | 11/6/1993 | 6 | Wisconsin | Waukesha, Wis. | TR '21 (JAX) |
| 95 | Wormley, Chris | DL | 6-5 | 300 | 10/25/1993 | 5 | Michigan | Toledo, OH | TR '20 (BAL) |
| 96 | Buggs, Isaiah | DE | 6-3 | 295 | 8/24/1996 | 3 | Alabama | Ruston, LA | D6b '19 |
| 97 | Heyward, Cameron | DT | 6-5 | 295 | 5/6/1989 | 11 | Ohio State | Pittsburgh, PA | D1 '11 |
| 98 | Charlton, Taco | DE | 6-6 | 270 | 11/7/1994 | 5 | Michigan | Pickerington, OH | FA '21 |
| 99 | Mondeaux, Henry | DE | 6-4 | 280 | 9/19/1995 | 2 | Oregon | Portland, OR | FA '19 |

Practice Squad (15)

| | | | | | | | | | |
|----|----------------------|-----|------|-----|------------|---|---------------|-------------------|-----------|
| 8 | Joseph, Karl | S | 5-10 | 200 | 9/8/1993 | 6 | West Virginia | Orlando, Fla. | FA '21 |
| 17 | Miller, Anthony | WR | 5-11 | 199 | 10/9/1994 | 4 | Memphis | Memphis, Tenn. | FA '21 |
| 33 | Edmunds, Trey | RB | 6-2 | 223 | 12/30/1994 | 3 | Maryland | Danville, VA | UDFA '18 |
| 37 | Stiner, Donovan | S | 6-2 | 210 | 2/11/1999 | R | Florida | Houston, TX | UDFA '21 |
| 38 | Simon, John | LB | 6-2 | 260 | 10/14/1990 | 9 | Ohio State | Youngstown, Ohio | FA '21 |
| 40 | Stephens, Linden | DB | 6-0 | 193 | 3/21/1995 | 3 | Cincinnati | Euclid, OH | FA '21 |
| 49 | Tuitt-Mariner, Jacob | OLB | 6-2 | 285 | 7/25/1996 | 3 | UCLA | Corona, Calif. | PS '18 |
| 50 | Scott, Delontae | LB | 6-5 | 246 | 1/21/1997 | 1 | SMU | Irving, Texas | FA '20 |
| 61 | Archibong, Daniel | DL | 6-6 | 307 | 9/12/1997 | R | Temple | Springfield, Pa. | FA '21 |
| 68 | Davis, Khalil | DT | 6-1 | 308 | 8/22/1996 | 2 | Nebraska | Blue Springs, MO | W-21 (TB) |
| 74 | Green, Chaz | T | 6-5 | 318 | 4/8/1992 | 6 | Florida | Tampa, FL | UFA '21 |
| 79 | Coward, Rashaad | OL | 6-5 | 319 | 11/6/1994 | 4 | Old Dominion | Brooklyn, NY | FA '21 |
| 80 | Vaughns, Tyler | WR | 6-2 | 184 | 6/1/1997 | R | USC | Pasadena, CA | FA '21 |
| 82 | Sims, Steven | WR | 5-10 | 176 | 3/31/1997 | 2 | Kansas | Houston, TX | FA '21 |
| 89 | Sternberger, Jace | TE | 6-4 | 251 | 6/26/1996 | 3 | Texas A&M | Kingfisher, Okla. | D3 '19 |

Injured Reserve (9)

| | | | | | | | | | |
|----|----------------------|-----|-----|-----|------------|----|----------------|----------------|----------|
| 5 | Dobbs, Joshua | QB | 6-3 | 210 | 1/26/1995 | 4 | Tennessee | Alpharetta, GA | D4 '17 |
| 19 | Smith-Schuster, Juju | WR | 6-1 | 215 | 11/22/1996 | 5 | USC | Long Beach, CA | D2 '17 |
| 60 | Hassenaue, J.C. | C | 6-2 | 295 | 9/15/1995 | 2 | Alabama | Woodbury, MN | FA '19 |
| 67 | Finney, B.J. | C/G | 6-4 | 318 | 10/26/1991 | 6 | Kansas State | Wichita, KS | UDFA '15 |
| 69 | Dotson, Kevin | OL | 6-4 | 321 | 9/18/1996 | 2 | Louisiana | Plaquemine, LA | D4b '20 |
| 85 | Ebron, Eric | TE | 6-4 | 253 | 4/10/1993 | 8 | North Carolina | Newark, NJ | UFA '20 |
| 91 | Tuitt, Stephon | DE | 6-6 | 303 | 5/23/1993 | 8 | Notre Dame | Miami, FL | D2 '14 |
| 93 | Christmas, Demarcus | DT | 6-3 | 302 | 7/4/1995 | 1 | Florida State | Sarasota, FL | FA '20 |
| 94 | Alualu, Tyson | DE | 6-3 | 304 | 5/12/1987 | 11 | California | Honolulu, HI | UFA '17 |

Reserve/COVID-19 (1)

| | | | | | | | | | |
|----|-----------------------|----|-----|-----|-----------|---|--------|--|--------|
| 57 | Adams Sr., Montravius | DT | 6-4 | 304 | 7/24/1995 | 5 | Auburn | | FA '21 |
|----|-----------------------|----|-----|-----|-----------|---|--------|--|--------|

COACHING STAFF

HEAD COACH: Mike Tomlin
ASSISTANTS: John Mitchell (Asst. Head Coach); Keith Butler (Defensive Coordinator); Matt Canada (Offensive Coordinator); Danny Smith (Special Teams Coordinator); Teryl Austin (Senior Defensive Assistant/Secondary); Grady Brown (Secondary); Karl Dunbar (Defensive Line); Eddie Faulkner (Running Backs); Ike Hillard (Wide Receivers); Adrian Klemm (Offensive Line); Denzel Martin (Assistant Outside Linebackers); Chris Morgan (Assistant Offensive Line); Jerry Olsavsky (Inside Linebackers); Alfredo Roberts (Tight Ends); Blaine Stewart (Assistant Wide Receivers); Mike Sullivan (Quarterbacks); Matt Tomsho (Quality Control); Garrett Gionmont (Senior Conditioning Coordinator); Marcel Pastoor (Head Strength & Conditioning Coach); Rodain Delus (Strength & Conditioning Assistant)

QUARTERBACKS (3)

| | | | |
|----------------------------|----|------------------------|----|
| 2 Mason Rudolph | QB | 3 Dwayne Haskins | QB |
| 7 Ben Roethlisberger | QB | | |

RUNNING BACKS (5)

| | | | |
|-------------------------------|----|-------------------------|----|
| 22 Najee Harris | RB | 24 Benny Snell Jr. | RB |
| 26 Anthony McFarland Jr. | RB | 29 Kalen Ballage | RB |
| 44 Derek Watt | FB | | |

WIDE RECEIVERS (5)

| | | | |
|--------------------------|----|---------------------------|----|
| 11 Chase Claypool | WR | 13 James Washington | WR |
| 14 Ray-Ray McCloud | WR | 15 Cody White | WR |
| 18 Diontae Johnson | WR | | |

TIGHT ENDS (3)

| | | | |
|-------------------------|----|----------------------|----|
| 81 Zach Gentry | TE | 87 Kevin Rader | TE |
| 88 Pat Freiermuth | TE | | |

OFFENSIVE LINE (7)

| | | | |
|-----------------------|----|----------------------------|----|
| 51 Trai Turner | G | 53 Kendrick Green | C |
| 65 Dan Moore Jr. | OT | 71 Joe Haeg | T |
| 72 Zach Banner | OT | 76 Chukwuma Okorafor | OL |
| 77 John Leglue | OL | | |

LINEBACKERS (9)

| | | | |
|------------------------------|-----|--------------------------|-----|
| 27 Marcus Allen | LB | 41 Robert Spillane | LB |
| 45 Buddy Johnson | LB | 48 Derrek Tuszka | OLB |
| 54 Ulysees Gilbert III | ILB | 55 Devin Bush | LB |
| 56 Alex Highsmith | LB | 90 T.J. Watt | LB |
| 93 Joe Schobert | LB | | |

DEFENSIVE BACKS (10)

| | | | |
|-----------------------------|----|------------------------------|----|
| 20 Cameron Sutton | CB | 21 Tre Norwood | DB |
| 23 Joe Haden | CB | 25 Ahkello Witherspoon | CB |
| 28 Miles Killebrew | S | 31 Justin Layne | CB |
| 34 Terrell Edmunds | S | 35 Arthur Maulet | CB |
| 39 Minkah Fitzpatrick | S | 42 James Pierre | CB |

DEFENSIVE LINE (7)

| | | | |
|--------------------------|----|-----------------------------|----|
| 73 Carlos Davis | DT | 92 Isaiahh Loudermilk | DE |
| 95 Chris Wormley | DL | 96 Isaiah Buggs | DE |
| 97 Cameron Heyward | DT | 98 Taco Charlton | DE |
| 99 Henry Mondeaux | DE | | |

SPECIALISTS (3)

| | | | |
|-----------------------------|----|-----------------------|---|
| 6 Pressley Harvin III | P | 9 Chris Boswell | K |
| 46 Christian Kuntz | LS | | |

2021 PITTSBURGH STEELERS EXPERIENCE (AS OF DECEMBER 26, 2021)

| NO | NAME | POS | HT | WT | DOB | AGE | EXP | COLLEGE | HOMETOWN | HOW ACQ | GP | GS | DPN | INA |
|-----------------------|-----------------------|-----|------|-----|----------|-----|-----|--------------------|--------------------------------------|--------------|----|----|-----|-----|
| EIGHTEENTH SEASON (1) | | | | | | | | | | | | | | |
| 7 | Ben Roethlisberger | QB | 6-5 | 240 | 03/02/82 | 39 | 18 | Miami (OH) | Findlay, OH | D1 '04 | 13 | 13 | 0 | 0 |
| TWELFTH SEASON (1) | | | | | | | | | | | | | | |
| 23 | Joe Haden | CB | 5-11 | 195 | 04/14/89 | 32 | 12 | Florida | Fort Washington, MD | FA '17 | 9 | 9 | 0 | 5 |
| ELEVENTH SEASON (2) | | | | | | | | | | | | | | |
| 97 | Cameron Heyward | DT | 6-5 | 295 | 05/06/89 | 32 | 11 | Ohio State | Pittsburgh, PA | D1 '11 | 14 | 14 | 0 | 0 |
| 94 | Tyson Alualu | DE | 6-3 | 304 | 05/12/87 | 34 | 11 | California | Honolulu, HI | UFA '17 | 2 | 2 | 0 | 0 |
| NINTH SEASON (1) | | | | | | | | | | | | | | |
| 38 | John Simon | LB | 6-2 | 260 | 10/14/90 | 31 | 9 | Ohio State | Youngstown, Ohio | FA '21 | 2 | 0 | 0 | 3 |
| EIGHTH SEASON (3) | | | | | | | | | | | | | | |
| 85 | Eric Ebron | TE | 6-4 | 253 | 04/10/93 | 28 | 8 | North Carolina | Newark, NJ | UFA '20 | 8 | 3 | 0 | 2 |
| 91 | Stephon Tuitt | DE | 6-6 | 303 | 05/23/93 | 28 | 8 | Notre Dame | Miami, FL | D2 '14 | 0 | 0 | 0 | 0 |
| 51 | Trai Turner | G | 6-3 | 315 | 06/14/93 | 28 | 8 | Louisiana State | New Orleans, LA | FA '21 | 14 | 14 | 0 | 0 |
| SEVENTH SEASON (1) | | | | | | | | | | | | | | |
| 9 | Chris Boswell | K | 6-2 | 185 | 03/16/91 | 30 | 7 | Rice | Fort Worth, TX | FA '15 | 14 | 0 | 0 | 0 |
| SIXTH SEASON (7) | | | | | | | | | | | | | | |
| 67 | B.J. Finney | C/G | 6-4 | 318 | 10/26/91 | 30 | 6 | Kansas State | Wichita, KS | UDFA '15 | 7 | 2 | 4 | 2 |
| 74 | Chaz Green | T | 6-5 | 318 | 04/08/92 | 29 | 6 | Florida | Tampa, FL | UFA '21 | 2 | 0 | 1 | 0 |
| 44 | Derek Watt | FB | 6-2 | 234 | 11/07/92 | 29 | 6 | Wisconsin | Pewaukee, WI | UFA '20 | 14 | 3 | 0 | 0 |
| 71 | Joe Haeg | T | 6-6 | 298 | 03/11/93 | 28 | 6 | North Dakota State | Lake Shore, MN | UFA '21 | 9 | 1 | 3 | 0 |
| 93 | Joe Schobert | LB | 6-1 | 240 | 11/06/93 | 28 | 6 | Wisconsin | Waukesha, Wis. | TR '21 (JAX) | 14 | 14 | 0 | 0 |
| 8 | Karl Joseph | S | 5-10 | 200 | 09/08/93 | 28 | 6 | West Virginia | Orlando, Fla. | FA '21 | 2 | 0 | 0 | 0 |
| 28 | Miles Killebrew | S | 6-2 | 222 | 05/10/93 | 28 | 6 | Southern Utah | Henderson, NV | D4 '16 | 14 | 0 | 0 | 0 |
| FIFTH SEASON (9) | | | | | | | | | | | | | | |
| 25 | Akhello Witherspoon | CB | 6-2 | 195 | 03/21/95 | 26 | 5 | Colorado | Sacramento, CA | TR '21 (SEA) | 6 | 1 | 0 | 8 |
| 35 | Arthur Maulet | CB | 5-10 | 190 | 07/13/93 | 28 | 5 | Memphis | New Orleans, LA | FA '21 | 14 | 1 | 0 | 0 |
| 20 | Cameron Sutton | CB | 5-11 | 188 | 02/27/95 | 26 | 5 | Tennessee | Jonesboro, GA | D3a '17 | 13 | 13 | 0 | 1 |
| 85 | Chris Wormley | DL | 6-5 | 300 | 10/25/93 | 28 | 5 | Michigan | Toledo, OH | TR '20 (BAL) | 14 | 13 | 0 | 0 |
| 19 | Juju Smith-Schuster | WR | 6-1 | 215 | 11/22/96 | 25 | 5 | USC | Long Beach, CA | D2 '17 | 5 | 5 | 0 | 0 |
| 57 | Montrevious Adams Sr. | DT | 6-4 | 304 | 07/24/95 | 26 | 5 | Auburn | FA '21 | 7 | 2 | 0 | 3 | |
| 90 | T.J. Watt | LB | 6-4 | 252 | 10/11/94 | 27 | 5 | Wisconsin | Pewaukee, WI | D1 '17 | 12 | 12 | 0 | 2 |
| 98 | Taco Charlton | DE | 6-6 | 270 | 11/07/94 | 27 | 5 | Michigan | Pickerington, OH | FA '21 | 8 | 2 | 0 | 0 |
| 72 | Zach Banner | OT | 6-8 | 335 | 12/25/93 | 27 | 5 | USC | Lakewood, WA | FA '19 | 6 | 0 | 0 | 3 |
| FOURTH SEASON (10) | | | | | | | | | | | | | | |
| 17 | Anthony Miller | WR | 5-11 | 199 | 10/09/94 | 27 | 4 | Memphis | Memphis, Tenn. | FA '21 | 2 | 0 | 0 | 2 |
| 76 | Chukwuma Okorafor | OL | 6-6 | 320 | 08/08/97 | 24 | 4 | Western Michigan | Southfield, MI | D3b '18 | 13 | 13 | 0 | 1 |
| 13 | James Washington | WR | 5-11 | 213 | 04/02/96 | 25 | 4 | Oklahoma State | Stamford, TX | D2 '18 | 13 | 2 | 0 | 1 |
| 5 | Joshua Dobbs | QB | 6-3 | 210 | 01/26/95 | 26 | 4 | Tennessee | Alpharetta, GA | D4 '17 | 0 | 0 | 0 | 0 |
| 29 | Kalen Ballage | RB | 6-2 | 231 | 12/22/95 | 25 | 4 | Arizona State | Falcon, Colo. | FA '20 | 14 | 0 | 0 | 0 |
| 2 | Mason Rudolph | QB | 6-5 | 235 | 06/17/95 | 26 | 4 | Oklahoma State | Rock Hill, SC | D3a '18 | 1 | 1 | 13 | 0 |
| 39 | Minkah Fitzpatrick | S | 6-1 | 207 | 11/17/96 | 25 | 4 | Alabama | Old Bridge, NJ | TR '19 (MIA) | 13 | 13 | 0 | 0 |
| 79 | Rashaad Coward | OL | 6-5 | 319 | 11/06/94 | 27 | 4 | Old Dominion | Brooklyn, NY | FA '21 | 0 | 0 | 0 | 1 |
| 14 | Ray-Ray McCloud | WR | 5-9 | 190 | 10/15/96 | 25 | 4 | Clemson | Tampa, FL | FA '20 | 13 | 3 | 0 | 0 |
| 34 | Terrell Edmunds | S | 6-1 | 217 | 01/20/97 | 24 | 4 | Virginia Tech | Danville, Va. | D1 '18 | 14 | 14 | 0 | 0 |
| THIRD SEASON (13) | | | | | | | | | | | | | | |
| 24 | Benny Snell Jr. | RB | 5-10 | 224 | 02/26/98 | 23 | 3 | Kentucky | Columbus, OH | D4 '19 | 14 | 0 | 0 | 0 |
| 55 | Devin Bush | LB | 5-11 | 234 | 07/18/93 | 28 | 3 | Michigan | Pembroke Pines, FL | D1 '19 | 13 | 13 | 0 | 1 |
| 10 | Diontae Johnson | WR | 5-10 | 183 | 07/05/96 | 25 | 3 | Toledo | Ruskin, FL | D3a '19 | 13 | 12 | 0 | 1 |
| 3 | Dwayne Haskins | QB | 6-4 | 230 | 05/03/97 | 24 | 3 | Ohio State | Highland Park, NJ | FA '21 | 0 | 0 | 1 | 13 |
| 96 | Isaiah Buggs | DE | 6-3 | 295 | 08/24/96 | 25 | 3 | Alabama | Ruston, LA | D6b '19 | 10 | 6 | 0 | 4 |
| 89 | Jace Sternberger | TE | 6-4 | 251 | 06/26/96 | 25 | 3 | Texas A&M | Kingsfisher, Okla. | D3-19 | 0 | 0 | 0 | 4 |
| 49 | Jacob Tuitt-Mariner | OLB | 6-2 | 285 | 07/25/96 | 25 | 3 | UCLA | Corona, Calif. | PS '18 | 6 | 0 | 0 | 2 |
| 31 | Justin Layne | CB | 6-2 | 192 | 01/12/93 | 28 | 3 | Michigan State | Cleveland, OH | D3b '19 | 14 | 0 | 0 | 0 |
| 40 | Linden Stephens | DB | 6-0 | 193 | 03/21/95 | 26 | 3 | Cincinnati | Euclid, OH | FA '21 | 0 | 0 | 0 | 0 |
| 41 | Robert Spillane | LB | 6-1 | 229 | 12/14/95 | 26 | 3 | Western Michigan | Oak Park, IL | FA '19 | 11 | 1 | 0 | 2 |
| 33 | Trey Edmunds | RB | 6-2 | 223 | 12/30/94 | 26 | 3 | Maryland | Danville, VA | UDFA '18 | 0 | 0 | 0 | 0 |
| 54 | Ulysees Gilbert III | ILB | 6-0 | 230 | 08/09/97 | 24 | 3 | Akron | Ocala, FL | D6c '19 | 14 | 0 | 0 | 0 |
| 81 | Zach Gentry | TE | 6-8 | 265 | 09/10/96 | 25 | 3 | Michigan | Albuquerque, NM | D5 '19 | 14 | 9 | 0 | 0 |
| SECOND SEASON (12) | | | | | | | | | | | | | | |
| 56 | Alex Highsmith | LB | 6-4 | 242 | 08/07/97 | 24 | 2 | Charlotte | Wilmington, NC | D3 '20 | 13 | 13 | 0 | 1 |
| 26 | Anthony McFarland Jr. | RB | 5-8 | 193 | 03/04/99 | 22 | 2 | Maryland | Hyattsville, MD | D4a '20 | 2 | 0 | 0 | 6 |
| 73 | Carlos Davis | DT | 6-2 | 320 | 08/22/96 | 25 | 2 | Nebraska | Blue Springs, MO | D7 '20 | 2 | 0 | 0 | 7 |
| 11 | Chase Claypool | WR | 6-4 | 238 | 07/07/98 | 23 | 2 | Notre Dame | Abbotsford, British Columbia, Canada | D2 '20 | 12 | 10 | 0 | 2 |
| 48 | Derrek Tuszka | OLB | 6-5 | 246 | 07/11/96 | 25 | 2 | North Dakota State | Warner, S.D. | D7b '20 | 12 | 0 | 0 | 0 |
| 99 | Henry Mondeaux | DE | 6-4 | 280 | 09/19/95 | 26 | 2 | Oregon | Portland, OR | FA '19 | 12 | 2 | 0 | 0 |
| 60 | J.C. Hassenauer | C | 6-2 | 295 | 09/15/95 | 26 | 2 | Alabama | Woodbury, MN | FA '19 | 10 | 1 | 0 | 0 |
| 42 | James Pierre | CB | 6-2 | 185 | 09/16/96 | 25 | 2 | Florida Atlantic | Deerfield Beach, FL | UDFA '20 | 14 | 4 | 0 | 0 |
| 90 | Kevin Dotson | OL | 6-4 | 321 | 09/18/96 | 25 | 2 | Louisiana | Plaquemine, LA | D4b '20 | 9 | 9 | 0 | 0 |
| 68 | Khalil Davis | DT | 6-1 | 308 | 08/22/96 | 25 | 2 | Nebraska | Blue Springs, MO | W-21 (TB) | 1 | 0 | 1 | 5 |
| 27 | Marcus Allen | LB | 6-2 | 215 | 08/07/96 | 25 | 2 | Penn State | Silver Spring, MD | D5a '18 | 14 | 0 | 0 | 0 |
| 86 | Steven Sims | WR | 5-10 | 176 | 03/31/97 | 24 | 2 | Kansas | Houston, TX | FA '21 | 1 | 0 | 0 | 0 |
| FIRST SEASON (6) | | | | | | | | | | | | | | |
| 46 | Christian Kuntz | LS | 6-1 | 228 | 04/13/94 | 27 | 1 | Duquesne | Pittsburgh, PA | FA '20 | 14 | 0 | 0 | 0 |
| 15 | Cody White | WR | 6-3 | 215 | 11/28/98 | 23 | 1 | Michigan State | Novi, MI | FA '20 | 12 | 0 | 0 | 0 |
| 50 | Deontae Scott | LB | 6-5 | 246 | 01/21/97 | 24 | 1 | SMU | Irving, Texas | FA '20 | 1 | 0 | 0 | 0 |
| 93 | Demarcus Christmas | DT | 6-3 | 302 | 07/04/95 | 26 | 1 | Florida State | Sarasota, FL | FA '20 | 0 | 0 | 0 | 0 |
| 77 | John Legue | OL | 6-7 | 310 | 04/17/96 | 25 | 1 | Tulane | Alexandria, LA | FA '20 | 3 | 2 | 1 | 0 |
| 87 | Kevin Rader | TE | 6-4 | 250 | 04/26/95 | 26 | 1 | Youngstown State | Pittsburgh, PA | FA '19 | 3 | 0 | 0 | 2 |
| ROOKIE (11) | | | | | | | | | | | | | | |
| 45 | Buddy Johnson | LB | 6-2 | 240 | 02/27/99 | 22 | R | Texas A&M | Dallas, TX | D4b '21 | 4 | 0 | 1 | 9 |
| 65 | Dan Moore Jr. | OT | 6-5 | 315 | 09/28/98 | 23 | R | Texas A&M | Beaumont, TX | D4a '21 | 14 | 14 | 0 | 0 |
| 61 | Daniel Archibong | DL | 6-6 | 307 | 09/12/97 | 24 | R | Temple | Springfield, Pa. | FA '21 | 2 | 0 | 0 | 0 |
| 37 | Donovan Stiner | S | 6-2 | 210 | 02/11/99 | 22 | R | Florida | Houston, TX | UDFA '21 | 0 | 0 | 0 | 0 |
| 92 | Isaiah Loudermilk | DE | 6-4 | 240 | 10/10/97 | 24 | R | Wisconsin | Howard, KN | D5 '21 | 12 | 0 | 0 | 2 |
| 53 | Kendrick Green | C | 6-4 | 315 | 12/22/98 | 22 | R | Illinois | Peoria, IL | D3 '21 | 14 | 14 | 0 | 0 |
| 22 | Najee Harris | RB | 6-1 | 232 | 03/09/98 | 23 | R | Alabama | Antioch, CA | D1 '21 | 14 | 14 | 0 | 0 |
| 88 | Pat Freiermuth | TE | 6-5 | 258 | 10/25/98 | 23 | R | Penn State | Merrimac, MA | D2 '21 | 14 | 9 | 0 | 0 |
| 4 | Presley Harvin III | P | 6-0 | 255 | 09/17/98 | 23 | R | Georgia Tech | Alcolu, SC | D7b '21 | 14 | 0 | 0 | 0 |
| 21 | Tre Norwood | DB | 6-0 | 194 | 04/19/99 | 22 | R | Oklahoma | Fort Smith, AR | D7a '21 | 14 | 3 | 0 | 0 |
| 80 | Tyler Vaughns | WR | 6-2 | 184 | 06/01/97 | 24 | R | USC | Pasadena, CA | FA '21 | 0 | 0 | 0 | 0 |

| YEAR | DRAFTTEES (29) | FREE AGENTS (18) | COLLEGE FREE AGENTS (1) | TRADES/WAIVERS (4) |
|-------------|--|---|----------------------------|---|
| 2021 | RB Najee Harris (1) TE Pat Freiermuth (2) C Kendrick Green (3) OT Dan Moore Jr. (4a) LB Buddy Johnson (4b) DE Isaiahh Loudermilk (5) DB Tre Norwood (7a) P Pressley Harvin III (7b) | RB Kalen Ballage (FA '20) T Joe Haeg (UFA '21) QB Dwayne Haskins (FA '21) CB Arthur Maulet (FA '21) G Trai Turner (FA '21) OLB Derrek Tuszka (D7b '20) | | LB Joe Schobert (TR '21 JAX) CB Ahkello Witherspoon (TR '21 SEA) |
| 2020 | WR Chase Claypool (2) LB Alex Highsmith (3) RB Anthony McFarland Jr. (4) DT Carlos Davis (7) | DE Taco Charlton (FA '21) LS Christian Kuntz (FA '20) OL John Leglue (FA '20) WR Ray-Ray McCloud (FA '20) FB Derek Watt (UFA '20) WR Cody White (FA '20) | CB James Pierre (UDFA '20) | DL Chris Wormley (TR '20 BAL) |
| 2019 | LB Devin Bush (1) WR Diontae Johnson (3) CB Justin Layne (3) RB Benny Snell Jr. (4) TE Zach Gentry (5) DE Isaiah Buggs (6) ILB Ulysees Gilbert III (6) | OT Zach Banner (FA '19) DE Henry Mondeaux (FA '19) TE Kevin Rader (FA '19) LB Robert Spillane (FA '19) | | S Minkah Fitzpatrick (TR '19 MIA) |
| 2018 | S Terrell Edmunds (1) WR James Washington (2) OL Chukwuma Okorafor (3) QB Mason Rudolph (3) LB Marcus Allen (5) | | | |
| 2017 | LB T.J. Watt (1) CB Cameron Sutton (3) | CB Joe Haden (FA '17) | | |
| 2016 | S Miles Killebrew (4) | | | |
| 2015 | | K Chris Boswell (FA '15) | | |
| 2011 | DT Cameron Heyward (1) | | | |
| 2004 | QB Ben Roethlisberger (1) | | | |

(As of December 21, 2021)

OFFENSE

| | | | |
|----|--------------------------|--------------------|--------------------------|
| WR | 13 James Washington | 14 Ray-Ray McCloud | |
| WR | 18 Diontae Johnson | 15 Cody White | |
| WR | 11 Chase Claypool | 15 Cody White | |
| LT | 65 <u>Dan Moore Jr.</u> | 71 Joe Haeg | |
| LG | 77 John Leglue | 77 John Leglue | |
| C | 53 <u>Kendrick Green</u> | 67 B.J. Finney | 77 John Leglue |
| RG | 51 Trai Turner | 67 B.J. Finney | |
| RT | 76 Chukwuma Okorafor | 72 Zach Banner | |
| TE | 88 <u>Pat Freiermuth</u> | 81 Zach Gentry | |
| QB | 7 Ben Roethlisberger | 2 Mason Rudolph | 3 Dwayne Haskins |
| RB | 22 <u>Najee Harris</u> | 24 Benny Snell Jr. | 29 Kalen Ballage |
| | | | 26 Anthony McFarland Jr. |
| FB | 44 Derek Watt | | |

DEFENSE

| | | | |
|------|-----------------------|------------------------------|-------------------------|
| DT | 97 Cameron Heyward | 92 <u>Isaiah Loundermilk</u> | |
| DE | 95 Chris Wormley | 57 Montravius Adams Sr. | |
| NT | 99 Henry Mondeaux | 96 Isaiah Buggs | |
| LOLB | 90 T.J. Watt | 98 Taco Charlton | 48 Derrek Tuszka |
| LILB | 55 Devin Bush | 27 Marcus Allen | 54 Ulysees Gilbert III |
| RILB | 93 Joe Schobert | 41 Robert Spillane | 45 <u>Buddy Johnson</u> |
| ROLB | 56 Alex Highsmith | 98 Taco Charlton | 48 Derrek Tuszka |
| LCB | 23 Joe Haden | 31 Justin Layne | 25 Ahkello Witherspoon |
| RCB | 20 Cameron Sutton | 42 James Pierre | 35 Arthur Maulet |
| SS | 34 Terrell Edmunds | 28 Miles Killebrew | |
| FS | 39 Minkah Fitzpatrick | 21 <u>Tre Norwood</u> | |

SPECIALISTS


| | | | |
|----|------------------------------|--------------------|-----------------|
| K | 9 Chris Boswell | | |
| H | 6 <u>Pressley Harvin III</u> | | |
| P | 6 <u>Pressley Harvin III</u> | | |
| LS | 46 Christian Kuntz | | |
| PR | 14 Ray-Ray McCloud | 18 Diontae Johnson | 42 James Pierre |
| KR | 14 Ray-Ray McCloud | 24 Benny Snell Jr. | 42 James Pierre |

PRONUNCIATION GUIDE

| | | | |
|-----------------|-------------|---------------------|-----------------------------|
| Kalen Ballage | bull-ahGE | Chukwuma Okorafor | Chuck-WOO-muh oh-KOR-uh-for |
| Pat Freiermuth | Friar-mooth | Ben Roethlisberger | Roth-lis-ber-ger |
| Najee Harris | NAH-je | Joe Schobert | SHOW-bert |
| Miles Killebrew | KILLA-brew | Robert Spillane | Spuh-LANE |
| John Leglue | Leg-LOU | Derrek Tuszka | TUSS-kuh |
| Arthur Maulet | mah-LETT | Ahkello Witherspoon | uh-KELL-oh |
| Henry Mondeaux | Mahn-doe | | |

| DATE | POS. | PLAYER | TRANSACTION | POS. | PLAYER | TRANSACTION |
|-------|------|---------------------|--|------|-----------------------|--|
| 12/20 | DB | Isaiah Johnson | Released from Practice Squad | DB | Linden Stephens | Activated from the Practice Squad/COVID list |
| | G | Malcolm Pridgeon | Placed on Practice Squad/COVID 19 List | | | |
| 12/18 | G | Rashaad Coward | Elevated to Active/Inactive Roster | | | |
| 12/15 | G | B.J. Finney | Placed on Reserve/Injured List | | | |
| 12/14 | DB | Isaiah Johnson | Signed to Practice Squad | | | |
| 12/13 | T | Joe Haeg | Activated from the Reserve/COVID list | LB | John Simon | Signed to Practice Squad |
| | K | Sam Sloman | Released from Practice Squad | DB | Linden Stephens | Placed on Practice Squad/COVID 19 List |
| 12/10 | LS | Rex Sunahara | Released from Practice Squad | K | Drue Chrisman | Released from Practice Squad |
| | DB | Linden Stephens | Signed to Practice Squad | WR | Tyler Vaughns | Signed to Practice Squad |
| 12/9 | T | Chaz Green | Elevated to the Active/Inactive Roster | G | Rashaad Coward | Elevated to the Active/Inactive Roster |
| 12/8 | P | Drue Chrisman | Signed to Practice Squad | LS | Rex Sunahara | Signed to Practice Squad |
| | DB | Linden Stephens | Released from Practice Squad | WR | Tyler Vaughns | Released from Practice Squad |
| 12/6 | LB | Robert Spillane | Activated from the Reserve/COVID list | | | |
| 12/4 | LB | T.J. Watt | Activated from the Reserve/COVID list | DT | Carlos Davis | Activated from the Reserve/Injured list |
| | OL | Chaz Green | Elevated to the Active/Inactive Roster as a COVID-19 replacement | | | |
| 12/2 | LB | Robert Spillane | Placed on Reserve/COVID 19 List | | | |
| 12/1 | WR | Ray-Ray McCloud III | Activated from the Reserve/COVID list | OT | Joe Haeg | Placed on Reserve/COVID 19 List |
| 11/30 | DT | Montravius Adams | Signed to the 53-man roster | | | |
| 11/29 | LB | T.J. Watt | Placed on Reserve/COVID 19 List | | | |
| 11/27 | T | John Legue | Promoted to 53-man Roster | DL | Daniel Archibong | Elevated to the Active/Inactive Roster |
| | WR | Anthony Miller | Elevated to the Active/Inactive Roster | K | Sam Sloman | Signed to Practice Squad |
| | G | J.C. Hassenauer | Placed on Reserve/Injured List | TE | Eric Ebron | Placed on Reserve/Injured List |
| 11/25 | S | Minkah Fitzpatrick | Activated from the Reserve/COVID-19 List | | | |
| 11/23 | TE | Kevin Rader | Promoted to 53-man Roster | G | Rashaad Coward | Signed to Practice Squad |
| | TE | Jace Sternberger | Signed to Practice Squad | WR | Ray-Ray McCloud III | Placed on Reserve/COVID-19 List |
| 11/20 | QB | Ben Roethlisberger | Activated from the Reserve/COVID-19 List | S | Karl Joseph | Elevated to the Active/Inactive Roster as a COVID-19 replacement |
| | DL | Daniel Archibong | Elevated to the Active/Inactive Roster | LB | Delontae Scott | Elevated to the Active/Inactive Roster |
| | G | Kevin Dotson | Placed on Reserve/Injured List | | | |
| 11/15 | S | Minkah Fitzpatrick | Placed on Reserve/COVID-19 List | QB | James Morgan | Signed to Practice Squad |
| | NT | Isaiah Mack | Released from Practice Squad | | | |
| 11/14 | QB | Ben Roethlisberger | Placed on Reserve/COVID-19 List | | | |
| 11/13 | WR | Steven Sims Sr. | Elevated to the Active/Inactive Roster | | | |
| 11/11 | LB | Jacob Tuitt-Mariner | Signed to Practice Squad | | | |
| 11/9 | K | Josh Lambo | Released from Practice Squad | | | |
| 11/8 | TE | Kevin Rader | Elevated to the Active/Inactive Roster | | | |
| 11/2 | LB | Taco Charlton | Promoted to 53-man Roster | K | Josh Lambo | Signed to Practice Squad |
| | DT | Khalil Davis | Signed to Practice Squad | DL | Chris Slayton | Released from Practice Squad |
| | LB | Melvin Ingram III | Traded to Kansas City for 2022 sixth-round draft pick | | | |
| 10/30 | DE | Taco Charlton | Elevated to Active/Inactive Roster | | | |
| 10/16 | WR | Julu Smith-Schuster | Reserve/Injured List | OT | Zach Banner | Elevated to Active/Inactive Roster |
| | WR | Julu Smith-Schuster | Placed on Reserve/Injured List | LT | Zach Banner | Activated off Reserve/Injured Designated for Return List |
| 10/13 | CB | Linden Stephens | Signed to Practice Squad | | | |
| 10/12 | NT | Eli Ankou | Released from Practice Squad | WR | Anthony Miller | Signed to Practice Squad |
| | DT | Isaiah Mack | Signed to Practice Squad | | | |
| 10/9 | G | Rashaad Coward | Released | WR | Cody White | Promoted to Active Roster |
| | S | Karl Joseph | Elevated to Active/Inactive Roster | | | |
| 10/4 | NT | Eli Ankou | Signed to Practice Squad | | | |
| 10/2 | WR | Cody White | Elevated to Active/Inactive Roster | OT | Chaz Green | Elevated to Active/Inactive Roster |
| 9/28 | LB | Derrek Tuszka | Promoted to Active Roster | LB | Jamir Jones | Released |
| 9/25 | LB | Derrek Tuszka | Elevated to Active/Inactive Roster | WR | Cody White | Elevated to Active/Inactive Roster |
| 9/20 | DL | Tyson Alualu | Placed on Reserve/Injured List | DL | Henry Mondeaux | Promoted to Active Roster |
| | LB | Taco Charlton | Signed to Practice Squad | | | |
| 9/10 | LB | T.J. Watt | Signed to five-year contract | | | |
| 9/3 | CB | Ahkello Witherspoon | Acquired from Seattle for 2023 fifth-round draft pick | DE | Henry Mondeaux | Released |
| 9/1 | WR | Rico Bussey | Signed to Practice Squad | WR | Cody White | Signed Practice Squad |
| | RB | Trey Edmunds | Signed to Practice Squad | RB | Jaylen Samuels | Signed Practice Squad |
| | OL | Chaz Green | Signed Practice Squad | OL | John Legue | Signed Practice Squad |
| | TE | Kevin Rader | Signed Practice Squad | DB | Mark Gilbert | Signed Practice Squad |
| | DB | Donovan Stiner | Signed Practice Squad | WR | Steven Sims Sr. | Signed Practice Squad |
| | OL | Malcolm Pridgeon | Signed Practice Squad | LB | Derrek Tuszka | Signed Practice Squad |
| | DL | Daniel Archibong | Signed to Practice Squad | S | Karl Joseph | Signed Practice Squad |
| | OL | Zach Banner | Reserve/Injured List | RB | Anthony McFarland Jr. | Reserve/Injured List |
| | DE | Stephon Tuitt | Reserve/Injured List | G | Rashaad Coward | Promoted to Active/Inactive Roster |
| | OL | B.J. Finney | Promoted to Active/Inactive Roster | DB | Arthur Maulet | Promoted to Active Roster |
| 8/31 | WR | Rico Bussey | Released | WR | Cody White | Released |
| | RB | Trey Edmunds | Released | RB | Jaylen Samuels | Released |
| | G | Rashaad Coward | Released | OL | B.J. Finney | Released |
| | OL | Chaz Green | Released | OL | John Legue | Released |
| | TE | Kevin Rader | Released | LB | Cassius Marsh | Released |
| | LB | Quincy Roche | Released | LB | Jamar Watson | Released |
| | DB | Mark Gilbert | Released | DB | Arthur Maulet | Released |
| | DB | Donovan Stiner | Released | P | Jordan Berry | Released |
| | LS | Kameron Canaday | Released | QB | Joshua Dobbs | Reserve/Injured List |
| 8/28 | TE | Marcus Baugh | Released | RB | Tony Brooks-James | Released |
| | CB | Shakur Brown | Released | DL | T.J. Carter | Released |
| | WR | Anthony Johnson | Released | CB | Lafayette Pitts | Released |
| | G | Malcolm Pridgeon | Released | WR | Mathew Sexton | Released |
| | S | Lamont Wade | Released | | | |
| 8/24 | S | Antoine Brooks Jr. | Waived/Injured | LB | Calvin Bundance | Released |
| | RB | Pete Guerriero | Released | OL | Aviante Collins | Released |
| | WR | Tyler Simmons | Released | | | |
| 8/17 | K | Sam Sloman | Released | DB | Stephen Denmark | Released |
| | DL | Abdullah Anderson | Released | OL | Brandon Walton | Released |
| | WR | Isaiah McKoy | Released | | | |
| 8/14 | LB | Tegray Scales | Waived | LB | Joe Schobert | Acquired from Jacksonville for a 2022 sixth-round draft pick |
| 8/9 | DL | Calvin Taylor | Waived/Injured | G | Malcolm Pridgeon | Signed |

| | | | | | | |
|------|----|---------------------|--|----|--------------------|--|
| 8/8 | RB | Pete Guerriero | Signed | | | |
| 8/6 | DB | Lafayette Pitts | Signed | | | |
| 8/4 | OT | Anthony Coyle | Waived/Injured | DB | DeMarkus Acy | Waived/Injured |
| 8/3 | LB | Jarvis Miller | Released | RB | Tony Brooks-James | Signed |
| 7/30 | TE | Dax Raymond | Waived/Injured | TE | Marcus Baugh | Signed |
| 7/22 | LB | Calvin Bundance | Signed | | | |
| 7/21 | LB | Vince Williams | Retired | C | Kendrick Green | Signed |
| 7/20 | OT | Chaz Green | Signed to one-year contract | LB | Melvin Ingram III | Signed to one-year contract |
| 7/1 | DT | Demarcus Christmas | Waived/Injured | K | Sam Sloman | Signed to one-year contract |
| 6/25 | G | Trai Turner | Signed to one-year contract | | | |
| 6/24 | G | David DeCastro | Released | | | |
| 5/25 | TE | Pat Freiermuth | Signed | RB | Najee Harris | Signed |
| 5/18 | LB | Buddy Johnson | Signed | OT | Dan Moore Jr. | Signed |
| 5/15 | P | Pressley Harvin III | Signed | DB | Tre Norwood | Signed |
| | LB | Quincy Roche | Signed | DE | Isaiah Loudermilk | Signed |
| 5/7 | CB | Trevor Williams | Waived | S | John Battle | Waived |
| | S | Arthur Maulet | Signed to one-year contract | | | |
| 5/3 | P | Corliss Waitman | Waived | TE | Charles Jones | Waived |
| | CB | DeMarkus Acy | Signed to one-year contract | | | |
| 5/1 | LB | Calvin Bundance | Agreed to terms with undrafted rookie free agent | LB | Jamar Watson | Agreed to terms with undrafted rookie free agent |
| | CB | Mark Gilbert | Agreed to terms with undrafted rookie free agent | CB | Shakur Brown | Agreed to terms with undrafted rookie free agent |
| | S | Donovan Stiner | Agreed to terms with undrafted rookie free agent | S | Lamont Wade | Agreed to terms with undrafted rookie free agent |
| | WR | Isaiah McCoy | Agreed to terms with undrafted rookie free agent | WR | Rico Bussey | Agreed to terms with undrafted rookie free agent |
| | P | Pressley Harvin III | Drafted in the 7th round of the 2021 NFL Draft (254th overall) | S | Tre Norwood | Drafted in the 7th round of the 2021 NFL Draft (245th overall) |
| | LB | Quincy Roche | Drafted in the 6th round of the 2021 NFL Draft (216th overall) | DE | Isaiah Loudermilk | Drafted in the 5th round of the 2021 NFL Draft (156th overall) |
| | LB | Buddy Johnson | Drafted in the 4th round of the 2021 NFL Draft (140th overall) | OT | Dan Moore Jr. | Drafted in the 4th round of the 2021 NFL Draft (128th overall) |
| 4/30 | OL | Kendrick Green | Drafted in the 3rd round of the 2021 NFL Draft (87th overall) | TE | Pat Freiermuth | Drafted in the 2nd round of the 2021 NFL Draft (55th overall) |
| 4/29 | QB | Mason Rudolph | Signed to one-year contract extension through 2022 | RB | Najee Harris | Drafted in the 1st round of the 2021 NFL Draft (24th overall) |
| 4/19 | QB | Joshua Dobbs | Signed to one-year contract | | | |
| 4/15 | LB | Vince Williams | Signed to one-year contract | | | |
| 4/9 | DE | T.J. Carter | Signed | | | |
| 4/7 | LB | Jamir Jones | Signed | | | |
| 4/1 | DL | Tyson Alualu | Signed to two-year contract | | | |
| 3/31 | LB | Jarvis Miller | Signed | WR | Mathew Sexton | Signed |
| 3/30 | OL | Rashaad Coward | Signed to one-year contract | RB | Kalen Ballage | Signed to one-year contract |
| 3/29 | P | Jordan Berry | Signed to one-year contract | | | |
| 3/24 | LB | Robert Spillane | Signed to one-year contract | OL | Joe Haeg | Signed to one-year contract |
| | DB | Miles Killebrew | Signed to one-year contract | LB | Cassius Marsh | Signed to one-year contract |
| 3/23 | CB | Steven Nelson | Terminated contract | | | |
| 3/22 | WR | Tyler Simmons | Signed to one-year contract | DE | Chris Wormley | Signed to two-year contract |
| 3/20 | CB | Cameron Sutton | Signed to two-year contract | | | |
| 3/19 | WR | JuJu Smith-Schuster | Signed to one-year contract | | | |
| 3/18 | OL | Zach Banner | Signed to two-year contract | | | |
| 3/16 | LB | Vince Williams | Terminated contract | | | |
| 3/12 | OL | B.J. Finney | Signed to one-year contract | | | |
| 3/11 | WR | Ray-Ray McCloud III | Signed to one-year contract | | | |
| 3/9 | LB | Marcus Allen | Signed to one-year contract | | | |
| 3/8 | OL | J.C. Hassenauer | Signed to one-year contract | | | |
| 2/12 | C | Maurkice Pouncey | Retired | | | |
| 2/2 | OT | Aviante Collins | Signed Reserve/Future contract | | | |
| 1/22 | TE | Vance McDonald | Retired | | | |
| 1/21 | DB | Stephen Denmark | Signed Reserve/Future contract | TE | Charles Jones | Signed Reserve/Future contract |
| | TE | Dax Raymond | Signed Reserve/Future contract | QB | Dwayne Haskins Jr. | Signed Reserve/Future contract |
| 1/15 | RB | Trey Edmunds | Signed Reserve/Future contract | OT | Jarron Jones | Signed Reserve/Future contract |
| 1/14 | LB | Tegray Scates | Signed Reserve/Future contract | DT | Demarcus Christmas | Signed Reserve/Future contract |
| | DE | Calvin Taylor | Signed Reserve/Future contract | P | Corliss Waitman | Signed Reserve/Future contract |
| | LS | Christian Kuntz | Signed Reserve/Future contract | OT | John Leglue | Signed Reserve/Future contract |
| | CB | Trevor Williams | Signed Reserve/Future contract | WR | Anthony Johnson | Signed Reserve/Future contract |
| | WR | Cody White | Signed Reserve/Future contract | TE | Kevin Rader | Signed Reserve/Future contract |
| | T | Anthony Coyle | Signed Reserve/Future contract | T | Brandon Walton | Signed Reserve/Future contract |
| | S | John Battle | Signed Reserve/Future contract | | | |



EST. 1933

STEELERS NATION

Harder Toward

STEELERS

27

MARCUS ALLEN

LINEBACKER

HEIGHT: 6-2

WEIGHT: 215

COLLEGE: Penn State

BORN: Aug. 7, 1996 (25)

BIRTHPLACE: Silver Spring, MD

HOW ACQUIRED: D5a '18

NFL EXPERIENCE: 2nd year

REGULAR SEASON COMPARISON: DEFENSIVE - TENNESSEE TITANS

| DATE | OPP | W/L | GP/GS | TACKLES | | | | ASST | SACK | YDS. | INT | TFL | PD | QBH | TD | MISC | | |
|----------|-------------|-----|-------|---------|------|---|---|------|------|------|-----|-----|----|-----|----|------|---|----|
| | | | | TOT | SOLO | | | | | | | | | | | FF | | FR |
| 12/19/21 | PIT vs. TEN | W | P | | | 1 | 1 | 0 | 0.0 | 0.0 | 0 | 0 | 0 | 0 | 0 | 0 | 0 | 0 |
| TOTALS | | 1/0 | 1/0 | 1 | 1 | | | 0 | 0.0 | 0.0 | 0 | 0 | 0 | 0 | 0 | 0 | | 0 |

MARCUS ALLEN'S NFL REGULAR SEASON DEFENSIVE STATISTICS

| DATE | TEAM | GP | GS | TK | S | TACKLES | | | | | INTERCEPTIONS | | | | O. FUMB | | | | ST | | | | MISC | | |
|------------|----------|----|----|----|----|---------|-----|-----|-----|-----|---------------|----|-----|----|---------|----|----|----|----|-----|----|---|------|----|----|
| | | | | | | A | TFL | YDS | SK | YDS | QBH | NO | YDS | LG | TD | PD | FF | FR | TD | YDS | TK | S | A | FF | FR |
| 2018 | Steelers | 2 | 0 | 2 | 1 | 1 | 0 | 0 | 0.0 | 0.0 | 0 | 0 | 0 | 0 | 0 | 0 | 0 | 0 | 0 | 0 | 0 | 0 | 0 | 0 | 0 |
| 2019 | Steelers | 1 | 0 | 0 | 0 | 0 | 0 | 0 | 0.0 | 0.0 | 0 | 0 | 0 | 0 | 0 | 0 | 0 | 0 | 0 | 0 | 0 | 0 | 0 | 0 | 0 |
| 2020 | Steelers | 14 | 2 | 24 | 14 | 10 | 2 | 3 | 0.0 | 0.0 | 2 | 0 | 0 | 0 | 0 | 0 | 0 | 0 | 6 | 5 | 1 | 0 | 0 | 0 | 0 |
| 2021 | Steelers | 14 | 0 | 2 | 1 | 1 | 0 | 0 | 0.0 | 0.0 | 0 | 0 | 0 | 0 | 0 | 0 | 0 | 0 | 2 | 2 | 0 | 0 | 0 | 0 | 0 |
| NFL TOTALS | | 31 | 2 | 28 | 16 | 12 | 2 | 3 | 0.0 | 0.0 | 2 | 0 | 0 | 0 | 0 | 0 | 0 | 0 | 8 | 7 | 1 | 0 | 0 | 0 | 0 |

MARCUS ALLEN'S NFL POSTSEASON DEFENSIVE STATISTICS

| | | | | TACKLES | | | | | | | INTERCEPTIONS | | | | | O. FUMB | | | | ST | | | | MISC | | | |
|------------|----------|----|----|---------|---|---|-----|-----|-----|-----|---------------|----|-----|----|----|---------|----|----|----|-----|----|---|---|------|----|---|---|
| DATE | TEAM | GP | GS | TK | S | A | TFL | YDS | SK | YDS | QBH | NO | YDS | LG | TD | PD | FF | FR | TD | YDS | TK | S | A | FF | FR | S | A |
| 2020 | Steelers | 1 | 0 | 0 | 0 | 0 | 0 | 0 | 0.0 | 0.0 | 0 | 0 | 0 | 0 | 0 | 0 | 0 | 0 | 0 | 0 | 0 | 0 | 0 | 0 | 0 | 0 | 0 |
| NFL TOTALS | | 1 | 0 | 0 | 0 | 0 | 0 | 0 | 0.0 | 0.0 | 0 | 0 | 0 | 0 | 0 | 0 | 0 | 0 | 0 | 0 | 0 | 0 | 0 | 0 | 0 | 0 | 0 |

SINGLE-GAME HIGHS: DEFENSIVE


| | | | |
|------------------|-------------------------------------|-----------------------|--------------------------------------|
| Total Tackles | 8 at Buffalo Bills, Dec 13, 2020 | Special Teams Tackles | 2 vs. Houston Texans, Sep 27, 2020 |
| | 7 at Cleveland Browns, Jan 03, 2021 | | 1 vs. Baltimore Ravens, Dec 02, 2020 |
| Tackles For Loss | 1 at Cleveland Browns, Jan 03, 2021 | | ...2 more at 1. |
| | 1 at Buffalo Bills, Dec 13, 2020 | | |

2021 GAME-BY-GAME REGULAR-SEASON STATISTICS (STEELERS)

| DATE | OPPONENT | P/S | TACKLES | | | | | | | | INTERCEPTIONS | | | | O. FUMB | | | | ST | | | | MISC | | W/L | SCORE | |
|--------------|-------------|------|---------|---|---|-----|-----|-----|-----|-----|---------------|-----|----|----|---------|----|----|----|-----|----|---|---|------|----|-----|--------|---|
| | | | TK | S | A | SK | YDS | TFL | YDS | QBH | NO | YDS | LG | TD | PD | FF | FR | TD | YDS | TK | S | A | FF | FR | | | S |
| 09/12 | at Bills | P | 0 | 0 | 0 | 0.0 | 0.0 | 0 | 0 | 0 | 0 | 0 | 0 | 0 | 0 | 0 | 0 | 0 | 0 | 0 | 0 | 0 | 0 | 0 | W | 23-16 | |
| 09/19 | Raiders | P | 0 | 0 | 0 | 0.0 | 0.0 | 0 | 0 | 0 | 0 | 0 | 0 | 0 | 0 | 0 | 0 | 0 | 0 | 0 | 0 | 0 | 0 | 0 | L | 17-26 | |
| 09/26 | Bengals | P | 0 | 0 | 0 | 0.0 | 0.0 | 0 | 0 | 0 | 0 | 0 | 0 | 0 | 0 | 0 | 0 | 0 | 0 | 0 | 0 | 0 | 0 | 0 | L | 10-24 | |
| 10/03 | at Packers | P | 0 | 0 | 0 | 0.0 | 0.0 | 0 | 0 | 0 | 0 | 0 | 0 | 0 | 0 | 0 | 0 | 0 | 0 | 0 | 0 | 0 | 0 | 0 | L | 17-27 | |
| 10/10 | Broncos | P | 0 | 0 | 0 | 0.0 | 0.0 | 0 | 0 | 0 | 0 | 0 | 0 | 0 | 0 | 0 | 0 | 0 | 0 | 0 | 0 | 0 | 0 | 0 | W | 27-19 | |
| 10/17 | Seahawks | P | 0 | 0 | 0 | 0.0 | 0.0 | 0 | 0 | 0 | 0 | 0 | 0 | 0 | 0 | 0 | 0 | 0 | 0 | 0 | 0 | 0 | 0 | 0 | W | 23-20+ | |
| 10/31 | at Browns | P | 0 | 0 | 0 | 0.0 | 0.0 | 0 | 0 | 0 | 0 | 0 | 0 | 0 | 0 | 0 | 0 | 0 | 0 | 0 | 0 | 0 | 0 | 0 | W | 15-10 | |
| 11/08 | Bears | P | 0 | 0 | 0 | 0.0 | 0.0 | 0 | 0 | 0 | 0 | 0 | 0 | 0 | 0 | 0 | 0 | 0 | 0 | 0 | 0 | 0 | 0 | 0 | W | 29-27 | |
| 11/14 | Lions | P | 0 | 0 | 0 | 0.0 | 0.0 | 0 | 0 | 0 | 0 | 0 | 0 | 0 | 0 | 0 | 0 | 0 | 0 | 0 | 0 | 0 | 0 | 0 | T | 16-16 | |
| 11/21 | at Chargers | P | 0 | 0 | 0 | 0.0 | 0.0 | 0 | 0 | 0 | 0 | 0 | 0 | 0 | 0 | 0 | 0 | 0 | 0 | 0 | 0 | 0 | 0 | 0 | L | 37-41 | |
| 11/28 | at Bengals | P | 0 | 0 | 0 | 0.0 | 0.0 | 0 | 0 | 0 | 0 | 0 | 0 | 0 | 0 | 0 | 0 | 0 | 0 | 0 | 0 | 0 | 0 | 0 | L | 10-41 | |
| 12/05 | Ravens | P | 0 | 0 | 0 | 0.0 | 0.0 | 0 | 0 | 0 | 0 | 0 | 0 | 0 | 0 | 0 | 0 | 0 | 0 | 0 | 0 | 0 | 0 | 0 | W | 20-19 | |
| 12/09 | at Vikings | P | 1 | 0 | 1 | 0.0 | 0.0 | 0 | 0 | 0 | 0 | 0 | 0 | 0 | 0 | 0 | 0 | 0 | 0 | 0 | 0 | 0 | 0 | 0 | L | 28-36 | |
| 12/19 | Titans | P | 1 | 1 | 0 | 0.0 | 0.0 | 0 | 0 | 0 | 0 | 0 | 0 | 0 | 0 | 0 | 0 | 0 | 0 | 0 | 0 | 0 | 0 | 0 | W | 19-13 | |
| 2021 TOTALS | | 14-0 | 2 | 1 | 1 | 0.0 | 0.0 | 0 | 0 | 0 | 0 | 0 | 0 | 0 | 0 | 0 | 0 | 0 | 0 | 2 | 2 | 0 | 0 | 0 | 0 | 7-6-1 | |
| + - Overtime | | | | | | | | | | | | | | | | | | | | | | | | | | | |

2020 GAME-BY-GAME POSTSEASON STATISTICS (STEELERS)

| DATE | OPPONENT | P/S | TACKLES | | | | | | | | INTERCEPTIONS | | | | O. FUMB | | | | ST | | | | MISC | | W/L | SCORE |
|-------------|----------|-----|---------|---|---|-----|-----|-----|-----|-----|---------------|-----|----|----|---------|----|----|----|-----|----|---|---|------|----|-----|-------|
| | | | TK | S | A | SK | YDS | TFL | YDS | QBH | NO | YDS | LG | TD | PD | FF | FR | TD | YDS | TK | S | A | FF | FR | | |
| 01/10 | Browns | P | 0 | 0 | 0 | 0.0 | 0.0 | 0 | 0 | 0 | 0 | 0 | 0 | 0 | 0 | 0 | 0 | 0 | 0 | 0 | 0 | 0 | 0 | 0 | L | 37-48 |
| 2020 TOTALS | | 1-0 | 0 | 0 | 0 | 0.0 | 0.0 | 0 | 0 | 0 | 0 | 0 | 0 | 0 | 0 | 0 | 0 | 0 | 0 | 0 | 0 | 0 | 0 | 0 | 0 | 0-1 |



29

KALEN BALLAGE

(bull-AHGE)

HEIGHT: 6-2 BIRTHPLACE: Falcon, Colo.
WEIGHT: 231 HOW ACQUIRED: FA '20
COLLEGE: Arizona State NFL EXPERIENCE: 4th year
BORN: Dec. 22, 1995 (25)

KALEN BALLAGE'S NFL REGULAR SEASON RUSHING/RECEIVING STATISTICS

| DATE | TEAM | GP | GS | RUSHING | | | | | RECEIVING | | | | |
|---------------------------------------|----------|----|----|---------|------|------|-----|----|-----------|------|------|----|----|
| | | | | NO. | YDS. | AVG. | LG | TD | NO. | YDS. | AVG. | LG | TD |
| 2018 | Dolphins | 12 | 0 | 36 | 191 | 5.3 | 75t | 1 | 9 | 56 | 6.2 | 31 | 0 |
| 2019 | Dolphins | 12 | 6 | 74 | 135 | 1.8 | 8 | 3 | 14 | 63 | 4.5 | 13 | 0 |
| 2020 | Dolphins | 0 | 0 | 0 | 0 | 0.0 | 0 | 0 | 0 | 0 | 0.0 | 0 | 0 |
| Went from Miami to N.Y. Jets. | | | | | | | | | | | | | |
| 2020 | Jets | 3 | 0 | 3 | 13 | 4.3 | 5 | 0 | 9 | 67 | 7.4 | 21 | 0 |
| Went from N.Y. Jets to L.A. Chargers. | | | | | | | | | | | | | |
| 2020 | Chargers | 7 | 2 | 88 | 290 | 3.3 | 17 | 3 | 20 | 99 | 5.0 | 16 | 0 |
| 2020 | TOTAL | 10 | 2 | 91 | 303 | 3.3 | 17 | 3 | 29 | 166 | 5.7 | 21 | 0 |
| 2021 | Steelers | 14 | 0 | 11 | 36 | 3.3 | 13 | 0 | 2 | 8 | 4.0 | 6 | 0 |
| NFL TOTALS | | 48 | 8 | 212 | 665 | 3.1 | 75T | 7 | 54 | 293 | 5.4 | 31 | 0 |

KALEN BALLAGE'S NFL REGULAR SEASON RETURN STATISTICS

| DATE | TEAM | RET. | KICKOFF RETURNS | | | | | PUNT RETURNS | | | | |
|---------------------------------------|----------|------|-----------------|------|----|----|-----|--------------|------|------|----|----|
| | | | YDS. | AVG. | LG | TD | NO. | FC | YDS. | AVG. | LG | TD |
| 2018 | Dolphins | 2 | 26 | 13.0 | 16 | 0 | 0 | 0 | 0 | 0.0 | 0 | 0 |
| 2019 | Dolphins | 0 | 0 | 0.0 | 0 | 0 | 0 | 0 | 0 | 0.0 | 0 | 0 |
| 2020 | Dolphins | 0 | 0 | 0.0 | 0 | 0 | 0 | 0 | 0 | 0.0 | 0 | 0 |
| Went from Miami to N.Y. Jets. | | | | | | | | | | | | |
| 2020 | Jets | 0 | 0 | 0.0 | 0 | 0 | 0 | 0 | 0 | 0.0 | 0 | 0 |
| Went from N.Y. Jets to L.A. Chargers. | | | | | | | | | | | | |
| 2020 | Chargers | 0 | 0 | 0.0 | 0 | 0 | 0 | 0 | 0 | 0.0 | 0 | 0 |
| 2020 | TOTAL | 0 | 0 | 0.0 | 0 | 0 | 0 | 0 | 0 | 0.0 | 0 | 0 |
| 2021 | Steelers | 0 | 0 | 0.0 | 0 | 0 | 0 | 0 | 0 | 0.0 | 0 | 0 |
| NFL TOTALS | | 2 | 26 | 13.0 | 16 | 0 | 0 | 0 | 0 | 0.0 | 0 | 0 |

SINGLE-GAME HIGHS: RUSHING/RECEIVING


| | | | |
|--------------------|--|------------------------|---|
| Rush Attempts | 20 at Indianapolis Colts, Nov 10, 2019 18 at Miami Dolphins, Nov 15, 2020 | Kickoff Returns | 1 at Buffalo Bills, Dec 30, 2018 1 vs. New England Patriots, Dec 09, 2018 |
| Rushing Yards | 123 at Minnesota Vikings, Dec 16, 2018 69 at Los Angeles Chargers, Nov 08, 2020 | Kickoff Return Yards | 16 vs. New England Patriots, Dec 09, 2018 10 at Buffalo Bills, Dec 30, 2018 |
| Longest Runs | 75t at Minnesota Vikings, Dec 16, 2018 17 vs. New York Jets, Nov 22, 2020 | Longest Kickoff Return | 16 vs. New England Patriots, Dec 09, 2018 10 at Buffalo Bills, Dec 30, 2018 |
| Rushing TDs | 1 at Kansas City Chiefs, Jan 03, 2021 1 at Las Vegas Raiders, Dec 17, 2020 ...5 more at 1. | Special Teams Tackles | 1 vs. New England Patriots, Sep 15, 2019 1 vs. Jacksonville Jaguars, Dec 23, 2018 ...2 more at 1. |
| Receptions | 7 vs. New York Jets, Nov 22, 2020 5 at Miami Dolphins, Nov 15, 2020 ...2 more at 5. | Miscellaneous Tackles | 1 at Buffalo Bills, Dec 30, 2018 1 at Kansas City Chiefs, Jan 03, 2021 |
| Receiving Yards | 44 at Indianapolis Colts, Sep 27, 2020 39 vs. Jacksonville Jaguars, Dec 23, 2018 | Most TDs | 1 at Las Vegas Raiders, Dec 17, 2020 ...5 more at 1. |
| Longest Receptions | 31 vs. Jacksonville Jaguars, Dec 23, 2018 21 at Indianapolis Colts, Sep 27, 2020 | Rushing Average | 10.3 at Minnesota Vikings, Dec 16, 2018 4.9 vs. New England Patriots, Dec 06, 2020 |
| All-Purpose Yards | 121 at Minnesota Vikings, Dec 16, 2018 102 at Miami Dolphins, Nov 15, 2020 | Receiving Average | 8.8 at Indianapolis Colts, Sep 27, 2020 6.8 at Miami Dolphins, Nov 15, 2020 |

100-YARD RUSHING GAMES (1): REGULAR SEASON

| DATE | TEAM | ATT. | YDS. | AVG. | LG | TD |
|----------|------------|------|------|------|-----|----|
| 12/16/18 | at Vikings | 12 | 123 | 10.3 | 75t | 1 |

2021 GAME-BY-GAME REGULAR-SEASON STATISTICS (STEELERS)

| DATE | OPPONENT | P/S | RUSHING | | | | | RECEIVING | | | | | W/L/T | SCORE |
|--------------|-------------|------|---------|------|------|----|----|-----------|------|------|----|----|-------|--------|
| | | | NO. | YDS. | AVG. | LG | TD | NO. | YDS. | AVG. | LG | TD | | |
| 09/12 | at Bills | P | 0 | 0 | 0.0 | 0 | 0 | 0 | 0 | 0.0 | 0 | 0 | W | 23-16 |
| 09/19 | Raiders | P | 0 | 0 | 0.0 | 0 | 0 | 0 | 0 | 0.0 | 0 | 0 | L | 17-26 |
| 09/26 | Bengals | P | 0 | 0 | 0.0 | 0 | 0 | 0 | 0 | 0.0 | 0 | 0 | L | 10-24 |
| 10/03 | at Packers | P | 0 | 0 | 0.0 | 0 | 0 | 0 | 0 | 0.0 | 0 | 0 | L | 17-27 |
| 10/10 | Broncos | P | 4 | 0 | 0.0 | 3 | 0 | 0 | 0 | 0.0 | 0 | 0 | W | 27-19 |
| 10/17 | Seahawks | P | 2 | 15 | 7.5 | 11 | 0 | 0 | 0 | 0.0 | 0 | 0 | W | 23-20+ |
| 10/31 | at Browns | P | 1 | -3 | -3.0 | -3 | 0 | 0 | 0 | 0.0 | 0 | 0 | W | 15-10 |
| 11/08 | Bears | P | 0 | 0 | 0.0 | 0 | 0 | 1 | 2 | 2.0 | 2 | 0 | W | 29-27 |
| 11/14 | Lions | P | 0 | 0 | 0.0 | 0 | 0 | 0 | 0 | 0.0 | 0 | 0 | T | 16-16 |
| 11/21 | at Chargers | P | 1 | 3 | 3.0 | 3 | 0 | 0 | 0 | 0.0 | 0 | 0 | L | 37-41 |
| 11/28 | at Bengals | P | 3 | 21 | 7.0 | 13 | 0 | 1 | 6 | 6.0 | 6 | 0 | L | 10-41 |
| 12/05 | Ravens | P | 0 | 0 | 0.0 | 0 | 0 | 0 | 0 | 0.0 | 0 | 0 | W | 20-19 |
| 12/09 | at Vikings | P | 0 | 0 | 0.0 | 0 | 0 | 0 | 0 | 0.0 | 0 | 0 | L | 28-36 |
| 12/19 | Titans | P | 0 | 0 | 0.0 | 0 | 0 | 0 | 0 | 0.0 | 0 | 0 | W | 19-13 |
| 2021 TOTALS | | 14-0 | 11 | 36 | 3.3 | 13 | 0 | 2 | 8 | 4.0 | 6 | 0 | 7-6-1 | |
| + - Overtime | | | | | | | | | | | | | | |



72

ZACH BANNER

OFFENSIVE TACKLE

HEIGHT: 6-8

WEIGHT: 335

COLLEGE: USC

BORN: Dec. 25, 1993 (27)

BIRTHPLACE Lakewood, WA

HOW ACQUIRED: FA '19

NFL EXPERIENCE: 5th year

ZACH BANNER'S NFL REGULAR SEASON STATISTICS

| DATE | TEAM | GP | GS |
|--------------------------------------|----------|----|----|
| 2017 | Browns | 8 | 0 |
| Went from Cleveland to Indianapolis. | | | |
| 2017 | Colts | 0 | 0 |
| 2017 | TOTAL | 8 | 0 |
| 2018 | Steelers | 0 | 0 |
| 2019 | Steelers | 14 | 1 |
| 2020 | Steelers | 1 | 1 |
| 2021 | Steelers | 6 | 0 |
| NFL TOTALS | | 29 | 2 |

ZACH BANNER'S NFL POSTSEASON STATISTICS

| DATE | TEAM | GP | GS |
|------------|----------|----|----|
| 2020 | Steelers | 0 | 0 |
| NFL TOTALS | | 0 | 0 |


2021 GAME-BY-GAME REGULAR-SEASON STATISTICS (STEELERS)

| DATE | OPPONENT | P/S | | W/L/T | SCORE |
|-------------|-------------|-----|------------------|-------|--------|
| 09/12 | at Bills | | INJURED RESERVE | W | 23-16 |
| 09/19 | Raiders | | INJURED RESERVE | L | 17-26 |
| 09/26 | Bengals | | INJURED RESERVE | L | 10-24 |
| 10/03 | at Packers | | INJURED RESERVE | L | 17-27 |
| 10/10 | Broncos | | INJURED RESERVE | W | 27-19 |
| 10/17 | Seahawks | | ON INACTIVE LIST | W | 23-20+ |
| 10/31 | at Browns | | ON INACTIVE LIST | W | 15-10 |
| 11/08 | Bears | | ON INACTIVE LIST | W | 29-27 |
| 11/14 | Lions | P | | T | 16-16 |
| 11/21 | at Chargers | P | | L | 37-41 |
| 11/28 | at Bengals | P | | L | 10-41 |
| 12/05 | Ravens | P | | W | 20-19 |
| 12/09 | at Vikings | P | | L | 28-36 |
| 12/19 | Titans | P | | W | 19-13 |
| 2021 TOTALS | | 6-0 | | 7-6-1 | |

+ - Overtime

2020 GAME-BY-GAME POSTSEASON STATISTICS (STEELERS)

| DATE | OPPONENT | P/S | | W/L | SCORE |
|-------------|----------|-----|--------------|-----|-------|
| 01/10 | Browns | | DID NOT PLAY | L | 37-48 |
| 2020 TOTALS | | 0-0 | | 0-1 | |



9

CHRIS BOSWELL

KICKER

HEIGHT: 6-2
WEIGHT: 185
COLLEGE: Rice
BORN: Mar. 16, 1991 (30)

BIRTHPLACE: Fort Worth, TX
HOW ACQUIRED: FA '15
NFL EXPERIENCE: 7th year

REGULAR SEASON COMPARISON: KICKING - TENNESSEE TITANS

| DATE | OPP | W/L | GP/GS | FGA | FGM | PCT | LONG | XPA | XPM | PTS | 1-19 | 20-29 | 30-39 | 40-49 | 50+ | KO | TB |
|----------|-------------|-----|-------|-----|-----|------|------|-----|-----|-----|------|-------|-------|-------|-----|----|----|
| 11/16/17 | PIT vs. TEN | W | P | 4 | 4 | 100% | 50 | 4 | 4 | 16 | 0-0 | 1-1 | 0-0 | 0-0 | 0-0 | 9 | 4 |
| 10/25/20 | PIT @ TEN | W | P | 2 | 2 | 100% | 38 | 3 | 3 | 9 | 0-0 | 0-0 | 1-1 | 0-0 | 0-0 | 6 | 3 |
| 12/19/21 | PIT vs. TEN | W | P | 4 | 5 | 80% | 48 | 1 | 1 | 13 | 0-0 | 1-1 | 0-0 | 0-0 | 0-0 | 6 | 4 |
| TOTALS | | | 3/0 | 3/0 | 10 | 11 | 110% | 50 | 8 | 8 | 38 | 0-0 | 2-2 | 1-1 | 0-0 | 21 | 11 |

CHRIS BOSWELL'S NFL REGULAR SEASON KICKING STATISTICS

| DATE | TEAM | GP | FGM | FGA | PCT. | LG | XP | XPA | PCT. | BLK | PTS |
|------------|----------|-----|-----|-----|------|----|-----|-----|-------|-----|-----|
| 2015 | Steelers | 12 | 29 | 32 | 90.6 | 51 | 26 | 27 | 96.3 | 0 | 113 |
| 2016 | Steelers | 15 | 21 | 25 | 84.0 | 49 | 36 | 36 | 100.0 | 1 | 99 |
| 2017 | Steelers | 16 | 35 | 38 | 92.1 | 53 | 37 | 39 | 94.9 | 1 | 142 |
| 2018 | Steelers | 15 | 13 | 20 | 65.0 | 50 | 43 | 48 | 89.6 | 1 | 82 |
| 2019 | Steelers | 16 | 29 | 31 | 93.5 | 51 | 28 | 28 | 100.0 | 0 | 115 |
| 2020 | Steelers | 13 | 19 | 20 | 95.0 | 59 | 34 | 38 | 89.5 | 0 | 91 |
| 2021 | Steelers | 14 | 28 | 31 | 90.3 | 56 | 23 | 25 | 92.0 | 0 | 107 |
| NFL TOTALS | | 101 | 174 | 197 | 88.3 | 59 | 227 | 241 | 94.2 | 3 | 749 |

CHRIS BOSWELL'S NFL POSTSEASON KICKING STATISTICS

| DATE | TEAM | GP | FGM | FGA | PCT. | LG | XP | XPA | PCT. | BLK | PTS |
|------------|----------|----|-----|-----|-------|----|----|-----|-------|-----|-----|
| 2015 | Steelers | 2 | 7 | 7 | 100.0 | 47 | 1 | 1 | 100.0 | 0 | 22 |
| 2016 | Steelers | 3 | 8 | 8 | 100.0 | 45 | 3 | 5 | 60.0 | 0 | 27 |
| 2017 | Steelers | 1 | 0 | 0 | 0.0 | 0 | 6 | 6 | 100.0 | 0 | 6 |
| 2020 | Steelers | 1 | 1 | 1 | 100.0 | 49 | 2 | 2 | 100.0 | 0 | 5 |
| NFL TOTALS | | 7 | 16 | 16 | 100.0 | 49 | 12 | 14 | 85.7 | 0 | 60 |

CHRIS BOSWELL'S NFL REGULAR SEASON FIELD-GOAL ACCURACY STATISTICS

| DATE | TEAM | 1-19 | PCT. | 20-29 | PCT. | 30-39 | PCT. | 40-49 | PCT. | 50+ | PCT. |
|------------|----------|------|-------|-------|-------|-------|-------|-------|------|-------|-------|
| 2015 | Steelers | 1-1 | 100.0 | 9-9 | 100.0 | 8-8 | 100.0 | 9-12 | 75.0 | 2-2 | 100.0 |
| 2016 | Steelers | 0-0 | 0.0 | 2-2 | 100.0 | 8-9 | 88.9 | 11-12 | 91.7 | 0-2 | 0.0 |
| 2017 | Steelers | 0-0 | 0.0 | 10-10 | 100.0 | 12-14 | 85.7 | 9-10 | 90.0 | 4-4 | 100.0 |
| 2018 | Steelers | 0-0 | 0.0 | 3-3 | 100.0 | 4-6 | 66.7 | 5-10 | 50.0 | 1-1 | 100.0 |
| 2019 | Steelers | 1-1 | 100.0 | 11-11 | 100.0 | 7-7 | 100.0 | 9-10 | 90.0 | 1-2 | 50.0 |
| 2020 | Steelers | 0-0 | 0.0 | 5-5 | 100.0 | 6-6 | 100.0 | 7-8 | 87.5 | 1-1 | 100.0 |
| 2021 | Steelers | 0-0 | 0.0 | 7-7 | 100.0 | 5-5 | 100.0 | 9-11 | 81.8 | 7-8 | 87.5 |
| NFL TOTALS | | 2-2 | 100.0 | 47-47 | 100.0 | 50-55 | 90.9 | 59-73 | 80.8 | 16-20 | 80.0 |

CHRIS BOSWELL'S NFL POSTSEASON FIELD-GOAL ACCURACY STATISTICS

| DATE | TEAM | 1-19 | PCT. | 20-29 | PCT. | 30-39 | PCT. | 40-49 | PCT. | 50+ | PCT. |
|------------|----------|------|------|-------|-------|-------|-------|-------|-------|-----|------|
| 2015 | Steelers | 0-0 | 0.0 | 1-1 | 100.0 | 4-4 | 100.0 | 2-2 | 100.0 | 0-0 | 0.0 |
| 2016 | Steelers | 0-0 | 0.0 | 2-2 | 100.0 | 3-3 | 100.0 | 3-3 | 100.0 | 0-0 | 0.0 |
| 2017 | Steelers | 0-0 | 0.0 | 0-0 | 0.0 | 0-0 | 0.0 | 0-0 | 0.0 | 0-0 | 0.0 |
| 2020 | Steelers | 0-0 | 0.0 | 0-0 | 0.0 | 0-0 | 0.0 | 1-1 | 100.0 | 0-0 | 0.0 |
| NFL TOTALS | | 0-0 | 0.0 | 3-3 | 100.0 | 7-7 | 100.0 | 6-6 | 100.0 | 0-0 | 0.0 |

SINGLE-GAME HIGHS: KICKER

| | | | |
|--------------------------|--|--------------------------------|--|
| Field Goals Made | 6 at Cincinnati Bengals, Dec 18, 2016 5 vs. Cincinnati Bengals, Oct 22, 2017 | Special Teams Tackles | 1 vs. Baltimore Ravens, Oct 06, 2019 1 vs. Cleveland Browns, Oct 28, 2018 ...5 more at 1. |
| Field Goal Attempts | 6 at Cincinnati Bengals, Dec 18, 2016 5 vs. Tennessee Titans, Dec 19, 2021 ...2 more at 5. | Longest Field Goals Attempt | 56 vs. Tennessee Titans, Dec 19, 2021 55 vs. Dallas Cowboys, Nov 13, 2016 |
| Longest Field Goals Made | 59 at Dallas Cowboys, Nov 08, 2020 56 vs. Las Vegas Raiders, Sep 19, 2021 | Kickoff Average | 68.0 vs. Kansas City Chiefs, Oct 02, 2016 67.4 vs. Minnesota Vikings, Sep 17, 2017 ...1 more at 67.4. |
| PATs Made | 7 vs. Carolina Panthers, Nov 08, 2018 5 vs. Cleveland Browns, Oct 18, 2020 ...4 more at 5. | Extra Point Attempt Percentage | 100.0 vs. Cleveland Browns, Oct 18, 2020 100.0 vs. Philadelphia Eagles, Oct 11, 2020 ...3 more at 100.0. |
| PAT Attempts | 7 vs. Carolina Panthers, Nov 08, 2018 6 vs. Atlanta Falcons, Oct 07, 2018 | Field Goal Percentage | 100.0 vs. Indianapolis Colts, Nov 03, 2019 100.0 vs. Baltimore Ravens, Dec 10, 2017 ...6 more at 100.0. |
| Points | 18 at Cincinnati Bengals, Dec 18, 2016 17 vs. Cincinnati Bengals, Oct 22, 2017 | | |

SINGLE-GAME HIGHS - POSTSEASON: KICKER

| | | | |
|--------------------------|---|--------------|--|
| Field Goals Made | 6 at Kansas City Chiefs, Jan 15, 2017 4 at Cincinnati Bengals, Jan 09, 2016 3 at Denver Broncos, Jan 17, 2016 1 vs. Cleveland Browns, Jan 10, 2021 1 at New England Patriots, Jan 22, 2017 ...1 more at 1. | PATs Made | 6 vs. Jacksonville Jaguars, Jan 14, 2018 3 vs. Miami Dolphins, Jan 08, 2017 2 vs. Cleveland Browns, Jan 10, 2021 1 at Denver Broncos, Jan 17, 2016 |
| Field Goal Attempts | 6 at Kansas City Chiefs, Jan 15, 2017 4 at Cincinnati Bengals, Jan 09, 2016 3 at Denver Broncos, Jan 17, 2016 1 vs. Cleveland Browns, Jan 10, 2021 1 at New England Patriots, Jan 22, 2017 ...1 more at 1. | PAT Attempts | 6 vs. Jacksonville Jaguars, Jan 14, 2018 4 vs. Miami Dolphins, Jan 08, 2017 2 vs. Cleveland Browns, Jan 10, 2021 1 at New England Patriots, Jan 22, 2017 1 at Denver Broncos, Jan 17, 2016 |
| Longest Field Goals Made | 49 vs. Cleveland Browns, Jan 10, 2021 47 at Denver Broncos, Jan 17, 2016 45 at Kansas City Chiefs, Jan 15, 2017 39 at Cincinnati Bengals, Jan 09, 2016 34 vs. Miami Dolphins, Jan 08, 2017 | Points | 18 at Kansas City Chiefs, Jan 15, 2017 12 at Cincinnati Bengals, Jan 09, 2016 10 at Denver Broncos, Jan 17, 2016 6 vs. Jacksonville Jaguars, Jan 14, 2018 6 vs. Miami Dolphins, Jan 08, 2017 |

2021 GAME-BY-GAME REGULAR-SEASON STATISTICS (STEELERS)

| | | FIELD GOALS | | | | EXTRA POINTS | | | | | | | |
|--------------|-------------|-------------|-----|-----|-------|--------------|----|-----|-------|-----|-----|-------|--------|
| DATE | OPPONENT | | FGM | FGA | PCT | LG | XP | XPA | PCT | BLK | PTS | W/L/T | SCORE |
| 09/12 | at Bills | P | 3 | 3 | 100.0 | 45 | 2 | 2 | 100.0 | 0 | 11 | W | 23-16 |
| 09/19 | Raiders | P | 1 | 1 | 100.0 | 56 | 2 | 2 | 100.0 | 0 | 5 | L | 17-26 |
| 09/26 | Bengals | P | 1 | 2 | 50.0 | 26 | 1 | 1 | 100.0 | 0 | 4 | L | 10-24 |
| 10/03 | at Packers | P | 1 | 1 | 100.0 | 52 | 2 | 2 | 100.0 | 0 | 5 | L | 17-27 |
| 10/10 | Broncos | P | 2 | 2 | 100.0 | 48 | 3 | 3 | 100.0 | 0 | 9 | W | 27-19 |
| 10/17 | Seahawks | P | 3 | 3 | 100.0 | 52 | 2 | 2 | 100.0 | 0 | 11 | W | 23-20+ |
| 10/31 | at Browns | P | 1 | 1 | 100.0 | 31 | 0 | 0 | 0.0 | 0 | 3 | W | 15-10 |
| 11/08 | Bears | P | 3 | 3 | 100.0 | 54 | 2 | 3 | 66.7 | 0 | 11 | W | 29-27 |
| 11/14 | Lions | P | 3 | 3 | 100.0 | 51 | 1 | 1 | 100.0 | 0 | 10 | T | 16-16 |
| 11/21 | at Chargers | P | 3 | 3 | 100.0 | 45 | 4 | 4 | 100.0 | 0 | 13 | L | 37-41 |
| 11/28 | at Bengals | P | 1 | 1 | 100.0 | 40 | 1 | 1 | 100.0 | 0 | 4 | L | 10-41 |
| 12/05 | Ravens | P | 2 | 2 | 100.0 | 53 | 0 | 1 | 0.0 | 0 | 6 | W | 20-19 |
| 12/09 | at Vikings | P | 0 | 1 | 0.0 | 0 | 2 | 2 | 100.0 | 0 | 2 | L | 28-36 |
| 12/19 | Titans | P | 4 | 5 | 80.0 | 48 | 1 | 1 | 100.0 | 0 | 13 | W | 19-13 |
| 2021 TOTALS | | 14 | 28 | 31 | 90.3 | 56 | 23 | 25 | 92.0 | 0 | 107 | 7-6-1 | |
| + - Overtime | | | | | | | | | | | | | |

2020 GAME-BY-GAME POSTSEASON STATISTICS (STEELERS)

| | | | FIELD GOALS | | | | EXTRA POINTS | | | | | | |
|-------------|----------|---|-------------|-----|-------|----|--------------|-----|-------|-----|-----|-----|-------|
| DATE | OPPONENT | | FGM | FGA | PCT | LG | XP | XPA | PCT | BLK | PTS | W/L | SCORE |
| 01/10 | Browns | P | 1 | 1 | 100.0 | 49 | 2 | 2 | 100.0 | 0 | 5 | L | 37-48 |
| 2020 TOTALS | | 1 | 1 | 1 | 100.0 | 49 | 2 | 2 | 100.0 | 0 | 5 | 0-1 | |

2017 GAME-BY-GAME POSTSEASON STATISTICS (STEELERS)

| | | FIELD GOALS | | | | EXTRA POINTS | | | | | | | |
|-------------|----------|-------------|-----|-----|-----|--------------|-----|-----|-------|-----|-----|-------|-------|
| DATE | OPPONENT | FGM | FGA | PCT | LG | XP | XPA | PCT | BLK | PTS | W/L | SCORE | |
| 01/14 | Jaguars | P | 0 | 0 | 0.0 | 0 | 6 | 6 | 100.0 | 0 | 6 | L | 42-45 |
| 2017 TOTALS | | 1 | 0 | 0 | 0.0 | 0 | 6 | 6 | 100.0 | 0 | 6 | 0-1 | |

2016 GAME-BY-GAME POSTSEASON STATISTICS (STEELERS)

| | | FIELD GOALS | | | | EXTRA POINTS | | | | | | | |
|-------------|-------------|-------------|-----|-----|-------|--------------|----|-----|------|-----|-----|-----|-------|
| DATE | OPPONENT | | FGM | FGA | PCT | LG | XP | XPA | PCT | BLK | PTS | W/L | SCORE |
| 01/08 | Dolphins | P | 1 | 1 | 100.0 | 34 | 3 | 4 | 75.0 | 0 | 6 | W | 30-12 |
| 01/15 | at Chiefs | P | 6 | 6 | 100.0 | 45 | 0 | 0 | 0.0 | 0 | 18 | W | 18-16 |
| 01/22 | at Patriots | P | 1 | 1 | 100.0 | 23 | 0 | 1 | 0.0 | 0 | 3 | L | 17-36 |
| 2016 TOTALS | | 3 | 8 | 8 | 100.0 | 45 | 3 | 5 | 60.0 | 0 | 27 | 2-1 | |

2015 GAME-BY-GAME POSTSEASON STATISTICS (STEELERS)

| | | | FIELD GOALS | | | | EXTRA POINTS | | | | | | | PTS | W/L | SCORE |
|-------------|------------|---|-------------|-----|-------|----|--------------|-----|-------|-----|----|-----|-------|-----|-----|-------|
| DATE | OPPONENT | | FGM | FGA | PCT | LG | XP | XPA | PCT | BLK | | | | | | |
| 01/09 | at Bengals | P | 4 | 4 | 100.0 | 39 | 0 | 0 | 0.0 | 0 | 12 | W | 18-16 | | | |
| 01/17 | at Broncos | P | 3 | 3 | 100.0 | 47 | 1 | 1 | 100.0 | 0 | 10 | L | 16-23 | | | |
| 2015 TOTALS | | 2 | 7 | 7 | 100.0 | 47 | 1 | 1 | 100.0 | 0 | 22 | 1-1 | | | | |



96

ISAIAH BUGGS

DEFENSIVE END

HEIGHT: 6-3 BIRTHPLACE: Ruston, LA

WEIGHT: 295 HOW ACQUIRED: D6b '19

COLLEGE: Alabama NFL EXPERIENCE: 3rd year

BORN: Aug. 24, 1996 (25)

ISAIAH BUGGS' NFL REGULAR SEASON DEFENSIVE STATISTICS

| DATE | TEAM | GP | GS | TACKLES | | | | | | | INTERCEPTIONS | | | | O. FUMB | | | ST | | | MISC | | | | |
|------------|----------|----|----|---------|----|----|-----|-----|-----|-----|---------------|----|-----|----|---------|----|----|----|----|-----|------|---|---|----|----|
| | | | | TK | S | A | TFL | YDS | SK | YDS | QBH | NO | YDS | LG | TD | PD | FF | FR | TD | YDS | TK | S | A | FF | FR |
| 2019 | Steelers | 9 | 0 | 3 | 2 | 1 | 0 | 0.0 | 0.0 | 0 | 0 | 0 | 0 | 0 | 0 | 0 | 0 | 0 | 0 | 0 | 0 | 0 | 0 | 0 | 0 |
| 2020 | Steelers | 10 | 1 | 11 | 7 | 4 | 0 | 0.0 | 0.0 | 1 | 0 | 0 | 0 | 0 | 0 | 0 | 0 | 0 | 0 | 0 | 0 | 0 | 0 | 0 | 0 |
| 2021 | Steelers | 10 | 6 | 17 | 5 | 12 | 2 | 2 | 0.0 | 0.0 | 0 | 0 | 0 | 0 | 1 | 0 | 0 | 0 | 0 | 0 | 0 | 0 | 0 | 0 | 0 |
| NFL TOTALS | | 29 | 7 | 31 | 14 | 17 | 2 | 2 | 0.0 | 0.0 | 1 | 0 | 0 | 0 | 1 | 0 | 0 | 0 | 0 | 0 | 0 | 0 | 0 | 0 | 0 |

ISAIAH BUGGS' NFL POSTSEASON DEFENSIVE STATISTICS

| | | TACKLES | | | | | | | | | | INTERCEPTIONS | | | | O. FUMB | | | | ST | | | | MISC | | | |
|------------|----------|---------|----|----|---|---|-----|-----|----|-----|-----|---------------|-----|----|----|---------|----|----|----|-----|----|---|---|------|----|---|---|
| DATE | TEAM | GP | GS | TK | S | A | TFL | YDS | SK | YDS | QBH | NO | YDS | LG | TD | PD | FF | FR | TD | YDS | TK | S | A | FF | FR | S | A |
| 2020 | Steelers | 0 | 0 | 0 | 0 | 0 | 0 | 0 | 0 | 0.0 | 0.0 | 0 | 0 | 0 | 0 | 0 | 0 | 0 | 0 | 0 | 0 | 0 | 0 | 0 | 0 | 0 | 0 |
| NFL TOTALS | | 0 | 0 | 0 | 0 | 0 | 0 | 0 | 0 | 0.0 | 0.0 | 0 | 0 | 0 | 0 | 0 | 0 | 0 | 0 | 0 | 0 | 0 | 0 | 0 | 0 | 0 | 0 |

SINGLE-GAME HIGHS: DEFENSIVE

- Total Tackles5 vs. Detroit Lions, Nov 14, 2021
- Tackles For Loss1 at Green Bay Packers, Oct 03, 2021
- Passes Defensed1 at Los Angeles Chargers, Nov 21, 2021
- 5 at Baltimore Ravens, Nov 01, 2020

2021 GAME-BY-GAME REGULAR-SEASON STATISTICS (STEELERS)

| DATE | OPPONENT | P/S | TACKLES | | | | | | | INTERCEPTIONS | | | | O. FUMB | | | ST | | | MISC | | | | | | | |
|--------------|-------------|------|---------|---|----|-----|-----|-----|-----|---------------|------------------|-----|----|---------|----|----|----|----|-----|------|---|---|----|----|---|-------|--------|
| | | | TK | S | A | SK | YDS | TFL | YDS | QBH | NO | YDS | LG | TD | PD | FF | FR | TD | YDS | TK | S | A | FF | FR | S | A | W/L |
| 09/12 | at Bills | P | 1 | 0 | 1 | 0.0 | 0.0 | 0 | 0 | 0 | 0 | 0 | 0 | 0 | 0 | 0 | 0 | 0 | 0 | 0 | 0 | 0 | 0 | 0 | 0 | W | 23-16 |
| 09/19 | Raiders | P | 0 | 0 | 0 | 0.0 | 0.0 | 0 | 0 | 0 | 0 | 0 | 0 | 0 | 0 | 0 | 0 | 0 | 0 | 0 | 0 | 0 | 0 | 0 | 0 | L | 17-26 |
| 09/26 | Bengals | S | 3 | 1 | 2 | 0.0 | 0.0 | 0 | 0 | 0 | 0 | 0 | 0 | 0 | 0 | 0 | 0 | 0 | 0 | 0 | 0 | 0 | 0 | 0 | 0 | L | 10-24 |
| 10/03 | at Packers | S | 2 | 1 | 1 | 0.0 | 0.0 | 1 | 1 | 0 | 0 | 0 | 0 | 0 | 0 | 0 | 0 | 0 | 0 | 0 | 0 | 0 | 0 | 0 | 0 | L | 17-27 |
| 10/10 | Broncos | P | 1 | 0 | 1 | 0.0 | 0.0 | 0 | 0 | 0 | 0 | 0 | 0 | 0 | 0 | 0 | 0 | 0 | 0 | 0 | 0 | 0 | 0 | 0 | 0 | W | 27-19 |
| 10/17 | Seahawks | S | 1 | 1 | 0 | 0.0 | 0.0 | 1 | 1 | 0 | 0 | 0 | 0 | 0 | 0 | 0 | 0 | 0 | 0 | 0 | 0 | 0 | 0 | 0 | 0 | W | 23-20+ |
| 10/31 | at Browns | S | 1 | 0 | 1 | 0.0 | 0.0 | 0 | 0 | 0 | 0 | 0 | 0 | 0 | 0 | 0 | 0 | 0 | 0 | 0 | 0 | 0 | 0 | 0 | 0 | W | 15-10 |
| 11/08 | Bears | S | 2 | 0 | 2 | 0.0 | 0.0 | 0 | 0 | 0 | 0 | 0 | 0 | 0 | 0 | 0 | 0 | 0 | 0 | 0 | 0 | 0 | 0 | 0 | 0 | W | 29-27 |
| 11/14 | Lions | P | 5 | 2 | 3 | 0.0 | 0.0 | 0 | 0 | 0 | 0 | 0 | 0 | 0 | 0 | 0 | 0 | 0 | 0 | 0 | 0 | 0 | 0 | 0 | 0 | T | 16-16 |
| 11/21 | at Chargers | S | 1 | 0 | 1 | 0.0 | 0.0 | 0 | 0 | 0 | 0 | 0 | 0 | 0 | 1 | 0 | 0 | 0 | 0 | 0 | 0 | 0 | 0 | 0 | 0 | L | 37-41 |
| 11/28 | at Bengals | | | | | | | | | | ON INACTIVE LIST | | | | | | | | | | | | | | | L | 10-41 |
| 12/05 | Ravens | | | | | | | | | | ON INACTIVE LIST | | | | | | | | | | | | | | | W | 20-19 |
| 12/09 | at Vikings | | | | | | | | | | INACTIVE | | | | | | | | | | | | | | | L | 28-36 |
| 12/19 | Titans | | | | | | | | | | ON INACTIVE LIST | | | | | | | | | | | | | | | W | 19-13 |
| 2021 TOTALS | | 10-6 | 17 | 5 | 12 | 0.0 | 0.0 | 2 | 2 | 0 | 0 | 0 | 0 | 0 | 1 | 0 | 0 | 0 | 0 | 0 | 0 | 0 | 0 | 0 | 0 | 7-6-1 | |
| + - Overtime | | | | | | | | | | | | | | | | | | | | | | | | | | | |

2020 GAME-BY-GAME POSTSEASON STATISTICS (STEELERS)

| DATE | OPPONENT | P/S | TACKLES | | | | | | | INTERCEPTIONS | | | | | O. FUMB | | | ST | | | MISC | | W/L | SCORE | | | | | |
|-------------|----------|-----|------------------|---|---|-----|-----|-----|-----|---------------|----|-----|----|----|---------|----|----|----|-----|----|------|---|-----|-------|----|-----|---|---|-------|
| | | | TK | S | A | SK | YDS | TFL | YDS | QBH | NO | YDS | LG | TD | PD | FF | FR | TD | YDS | TK | S | A | | | FF | FR | S | A | |
| 01/10 | Browns | | ON INACTIVE LIST | | | | | | | | | | | | | | | | | | | | | | | | | L | 37-48 |
| 2020 TOTALS | | | 0 | 0 | 0 | 0.0 | 0.0 | 0 | 0 | 0 | 0 | 0 | 0 | 0 | 0 | 0 | 0 | 0 | 0 | 0 | 0 | 0 | 0 | 0 | 0 | 0-1 | | | |



DEVIN BUSH

LINEBACKER

HEIGHT: 5-11 BIRTHPLACE: Pembroke Pines, FL
WEIGHT: 234 HOW ACQUIRED: D1 '19
COLLEGE: Michigan NFL EXPERIENCE: 3rd year
BORN: Jul. 18, 1998 (23)

REGULAR SEASON COMPARISON: DEFENSIVE - TENNESSEE TITANS

| DATE | OPP | W/L | GP/GS | TACKLES | | | | ASST | SACK | YDS. | INT | TFL | PD | QBH | TD | MISC | | |
|----------|-------------|-----|-------|---------|------|-----|-----|------|------|------|-----|-----|----|-----|----|------|----|----|
| | | | | TOT | SOLO | TFL | YDS | | | | | | | | | FF | FR | FR |
| 12/19/21 | PIT vs. TEN | W | S | 5 | 3 | | | 2 | 0.0 | 0.0 | 0 | 0 | 1 | 0 | 0 | 0 | 0 | 0 |
| TOTALS | | 1/0 | 1/1 | 5 | 3 | | | 2 | 0.0 | 0.0 | 0 | 0 | 1 | 0 | 0 | 0 | 0 | 0 |

DEVIN BUSH'S NFL REGULAR SEASON DEFENSIVE STATISTICS

| TACKLES | | | | | | | | | | INTERCEPTIONS | | | | | O. FUMB | | | | ST | | | | MISC | | | | |
|------------|----------|----|----|-----|-----|----|-----|-----|-----|---------------|-----|----|-----|----|---------|----|----|----|----|-----|----|---|------|----|----|---|---|
| DATE | TEAM | GP | GS | TK | S | A | TFL | YDS | SK | YDS | QBH | NO | YDS | LG | TD | PD | FF | FR | TD | YDS | TK | S | A | FF | FR | S | A |
| 2019 | Steelers | 16 | 15 | 109 | 72 | 37 | 9 | 17 | 1.0 | 9.0 | 2 | 2 | 6 | 6 | 0 | 4 | 1 | 4 | 1 | 20 | 0 | 0 | 0 | 0 | 0 | 0 | 0 |
| 2020 | Steelers | 5 | 5 | 26 | 16 | 10 | 0 | 0 | 1.0 | 6.5 | 2 | 0 | 0 | 0 | 0 | 3 | 0 | 0 | 0 | 0 | 0 | 0 | 0 | 0 | 0 | 0 | 0 |
| 2021 | Steelers | 13 | 13 | 66 | 39 | 27 | 2 | 18 | 2.0 | 18.0 | 4 | 0 | 0 | 0 | 0 | 4 | 1 | 1 | 0 | 0 | 0 | 0 | 0 | 0 | 0 | 0 | 0 |
| NFL TOTALS | | 34 | 33 | 201 | 127 | 74 | 11 | 35 | 4.0 | 33.5 | 8 | 2 | 6 | 6 | 0 | 11 | 2 | 5 | 1 | 20 | 0 | 0 | 0 | 0 | 0 | 0 | 0 |

DEVIN BUSH'S NFL POSTSEASON DEFENSIVE STATISTICS

| DATE | TEAM | GP | GS | TK | TACKLES | | | | | YDS | QBH | INTERCEPTIONS | | | | O. FUMB | | | | ST | | | MISC | |
|------------|----------|----|----|----|---------|---|-----|-----|-----|-----|-----|---------------|-----|----|----|---------|----|----|----|-----|----|---|------|----|
| | | | | | S | A | TFL | YDS | SK | | | NO | YDS | LG | TD | PD | FF | FR | TD | YDS | TK | S | A | FF |
| 2020 | Steelers | 0 | 0 | 0 | 0 | 0 | 0 | 0.0 | 0.0 | 0 | 0 | 0 | 0 | 0 | 0 | 0 | 0 | 0 | 0 | 0 | 0 | 0 | 0 | |
| NFL TOTALS | | 0 | 0 | 0 | 0 | 0 | 0 | 0.0 | 0.0 | 0 | 0 | 0 | 0 | 0 | 0 | 0 | 0 | 0 | 0 | 0 | 0 | 0 | 0 | |

SINGLE-GAME HIGHS: DEFENSIVE

| | | | |
|-------------------|---|----------------------------------|---|
| Total Tackles | 12 at Baltimore Ravens, Dec 29, 2019 11 at New England Patriots, Sep 08, 2019 | Tackles For Loss | 3 vs. Cincinnati Bengals, Sep 30, 2019 2 vs. Buffalo Bills, Dec 15, 2019 |
| Sacks | 1.0 vs. Cincinnati Bengals, Sep 30, 2019 0.5 vs. Cleveland Browns, Oct 18, 2020 ...1 more at 0.5. | Interceptions | 1 at Los Angeles Chargers, Oct 13, 2019 1 vs. Baltimore Ravens, Oct 06, 2019 1 vs. Seattle Seahawks, Oct 13, 2019 6 at Los Angeles Chargers, Oct 13, 2019 9 at Los Angeles Chargers, Oct 13, 2019 |
| Passes Defensed | 2 at Minnesota Vikings, Dec 09, 2021 2 vs. Denver Broncos, Sep 20, 2020 | Interception Return Yards | 6 at Los Angeles Chargers, Oct 13, 2019 |
| Forced Fumbles | 1 at Buffalo Bills, Sep 12, 2021 1 at Cincinnati Bengals, Nov 24, 2019 | Longest Opponent's Fumble Return | 11 vs. Seattle Seahawks, Sep 15, 2019 |
| Fumble Recoveries | 2 at San Francisco 49ers, Sep 22, 2019 1 vs. Seattle Seahawks, Oct 17, 2021 ...2 more at 1. | | |

2021 GAME-BY-GAME REGULAR-SEASON STATISTICS (STEELERS)

| DATE | OPPONENT | P/S | TACKLES | | | | | | | | INTERCEPTIONS | | | | O. FUMB | | | ST | | | MISC | | W/L | SCORE | | | | |
|-------------|-------------|-------|------------------|----|----|-----|------|-----|-----|-----|---------------|-----|----|----|---------|----|----|----|-----|----|------|---|-----|-------|-------|--------|---|-------|
| | | | TK | S | A | SK | YDS | TFL | YDS | QBH | NO | YDS | LG | TD | PD | FF | FR | TD | YDS | TK | S | A | | | FF | FR | S | A |
| 09/12 | at Bills | S | 10 | 6 | 4 | 0.0 | 0.0 | 0 | 0 | 0 | 0 | 0 | 0 | 0 | 1 | 0 | 0 | 0 | 0 | 0 | 0 | 0 | 0 | 0 | W | 23-16 | | |
| 09/19 | Raiders | | ON INACTIVE LIST | | | | | | | | | | | | | | | | | | | | | | | | L | 17-26 |
| 09/26 | Bengals | S | 2 | 0 | 2 | 0.0 | 0.0 | 0 | 0 | 0 | 0 | 0 | 0 | 0 | 0 | 0 | 0 | 0 | 0 | 0 | 0 | 0 | 0 | 0 | L | 10-24 | | |
| 10/03 | at Packers | S | 6 | 5 | 1 | 1.0 | 6.0 | 1 | 6 | 2 | 0 | 0 | 0 | 0 | 0 | 0 | 0 | 0 | 0 | 0 | 0 | 0 | 0 | 0 | L | 17-27 | | |
| 10/10 | Broncos | S | 1 | 1 | 0 | 1.0 | 12.0 | 1 | 12 | 2 | 0 | 0 | 0 | 0 | 0 | 0 | 0 | 0 | 0 | 0 | 0 | 0 | 0 | 0 | W | 27-19 | | |
| 10/17 | Seahawks | S | 6 | 3 | 3 | 0.0 | 0.0 | 0 | 0 | 0 | 0 | 0 | 0 | 0 | 1 | 0 | 0 | 0 | 0 | 0 | 0 | 0 | 0 | 0 | W | 23-20+ | | |
| 10/31 | at Browns | S | 5 | 3 | 2 | 0.0 | 0.0 | 0 | 0 | 0 | 0 | 0 | 0 | 0 | 0 | 0 | 0 | 0 | 0 | 0 | 0 | 0 | 0 | 0 | W | 15-10 | | |
| 11/08 | Bears | S | 3 | 2 | 1 | 0.0 | 0.0 | 0 | 0 | 0 | 0 | 0 | 0 | 1 | 0 | 0 | 0 | 0 | 0 | 0 | 0 | 0 | 0 | 0 | W | 29-27 | | |
| 11/14 | Lions | S | 9 | 5 | 4 | 0.0 | 0.0 | 0 | 0 | 0 | 0 | 0 | 0 | 0 | 0 | 0 | 0 | 0 | 0 | 0 | 0 | 0 | 0 | 0 | T | 16-16 | | |
| 11/21 | at Chargers | S | 4 | 4 | 0 | 0.0 | 0.0 | 0 | 0 | 0 | 0 | 0 | 0 | 0 | 0 | 0 | 0 | 0 | 0 | 0 | 0 | 0 | 0 | 0 | L | 37-41 | | |
| 11/28 | at Bengals | S | 5 | 2 | 3 | 0.0 | 0.0 | 0 | 0 | 0 | 0 | 0 | 0 | 0 | 0 | 0 | 0 | 0 | 0 | 0 | 0 | 0 | 0 | 0 | L | 10-41 | | |
| 12/05 | Ravens | S | 2 | 2 | 0 | 0.0 | 0.0 | 0 | 0 | 0 | 0 | 0 | 0 | 0 | 0 | 0 | 0 | 0 | 0 | 0 | 0 | 0 | 0 | 0 | W | 20-19 | | |
| 12/09 | at Vikings | S | 8 | 3 | 5 | 0.0 | 0.0 | 0 | 0 | 0 | 0 | 0 | 0 | 2 | 0 | 0 | 0 | 0 | 0 | 0 | 0 | 0 | 0 | 0 | L | 28-36 | | |
| 12/19 | Titans | S | 5 | 3 | 2 | 0.0 | 0.0 | 0 | 0 | 0 | 0 | 0 | 0 | 1 | 0 | 0 | 0 | 0 | 0 | 0 | 0 | 0 | 0 | 0 | W | 19-13 | | |
| 2021 TOTALS | | 13-13 | 66 | 39 | 27 | 2.0 | 18.0 | 2 | 18 | 4 | 0 | 0 | 0 | 0 | 4 | 1 | 1 | 0 | 0 | 0 | 0 | 0 | 0 | 0 | 7-6-1 | | | |
| + Overtime | | | | | | | | | | | | | | | | | | | | | | | | | | | | |

2020 GAME-BY-GAME POSTSEASON STATISTICS (STEELERS)

| DATE | OPPONENT | P/S | TACKLES | | | | | | | INTERCEPTIONS | | | | | O. FUMB | | | ST | | | MISC | | W/L | SCORE | | | |
|-------------|----------|-----|--------------|---|---|-----|-----|-----|-----|---------------|----|-----|----|----|---------|----|----|----|-----|----|------|---|-----|-------|----|-----|---|
| | | | TK | S | A | SK | YDS | TFL | YDS | QBH | NO | YDS | LG | TD | PD | FF | FR | TD | YDS | TK | S | A | | | FF | FR | S |
| 01/10 | Browns | | DID NOT PLAY | | | | | | | | | | | | | | | | | | | | L | 37-48 | | | |
| 2020 TOTALS | | | 0 | 0 | 0 | 0.0 | 0.0 | 0 | 0 | 0 | 0 | 0 | 0 | 0 | 0 | 0 | 0 | 0 | 0 | 0 | 0 | 0 | 0 | 0 | 0 | 0-1 | |



TACO CHARLTON

DEFENSIVE END

HEIGHT: 6-6 BIRTHPLACE: Pickerington, OH
WEIGHT: 270 HOW ACQUIRED: FA '21
COLLEGE: Michigan NFL EXPERIENCE: 5th year
BORN: Nov. 7, 1994 (27)

REGULAR SEASON COMPARISON: DEFENSIVE - TENNESSEE TITANS

| DATE | OPP | W/L | GP/GS | TACKLES | | | ASST | SACK | YDS. | INT | TFL | PD | QBH | TD | MISC | | |
|----------|-------------|-----|-------|---------|------|--|------|------|------|-----|-----|----|-----|----|------|----|----|
| | | | | TOT | SOLO | | | | | | | | | | FF | FR | FR |
| 11/5/18 | DAL vs. TEN | L | P | 1 | 0 | | 1 | 0.0 | 0.0 | 0 | 0 | 0 | 0 | 0 | 0 | 0 | 0 |
| 12/19/21 | PIT vs. TEN | W | P | 2 | 0 | | 2 | 0.0 | 0.0 | 0 | 0 | 1 | 0 | 0 | 0 | 0 | 0 |
| TOTALS | | 1/1 | 2/0 | 3 | 0 | | 3 | 0.0 | 0.0 | 0 | 0 | 1 | 0 | 0 | 0 | 0 | 0 |

TACO CHARLTON'S NFL REGULAR SEASON DEFENSIVE STATISTICS

| DATE | TEAM | GP | GS | TACKLES | | | | | | | INTERCEPTIONS | | | | | O. FUMB | | | ST | | | MISC | | | | | |
|----------------------------|----------|----|----|---------|----|----|-----|-----|------|------|---------------|----|-----|----|----|---------|----|----|----|-----|----|------|---|----|----|---|---|
| | | | | TK | S | A | TFL | YDS | SK | YDS | QBH | NO | YDS | LG | TD | PD | FF | FR | TD | YDS | TK | S | A | FF | FR | S | A |
| 2017 | Cowboys | 16 | 0 | 19 | 15 | 4 | 3 | 8 | 3.0 | 14.0 | 11 | 0 | 0 | 0 | 1 | 1 | 0 | 0 | 0 | 0 | 0 | 0 | 0 | 0 | 0 | 0 | |
| 2018 | Cowboys | 11 | 7 | 27 | 13 | 14 | 5 | 18 | 1.0 | 13.0 | 8 | 0 | 0 | 0 | 1 | 0 | 1 | 0 | 0 | 0 | 0 | 0 | 0 | 0 | 0 | 0 | |
| 2019 | Cowboys | 0 | 0 | 0 | 0 | 0 | 0 | 0 | 0.0 | 0.0 | 0 | 0 | 0 | 0 | 0 | 0 | 0 | 0 | 0 | 0 | 0 | 0 | 0 | 0 | 0 | 0 | |
| Went from Dallas to Miami. | | | | | | | | | | | | | | | | | | | | | | | | | | | |
| 2019 | Dolphins | 10 | 5 | 21 | 14 | 7 | 3 | 15 | 5.0 | 34.0 | 5 | 0 | 0 | 0 | 0 | 2 | 0 | 0 | 0 | 0 | 0 | 0 | 0 | 0 | 0 | 0 | 0 |
| 2019 | TOTAL | 10 | 5 | 21 | 14 | 7 | 3 | 15 | 5.0 | 34.0 | 5 | 0 | 0 | 0 | 0 | 2 | 0 | 0 | 0 | 0 | 0 | 0 | 0 | 0 | 0 | 0 | 0 |
| 2020 | Chiefs | 7 | 0 | 7 | 4 | 3 | 1 | 1 | 2.0 | 6.0 | 4 | 0 | 0 | 0 | 0 | 1 | 0 | 0 | 0 | 0 | 0 | 0 | 0 | 0 | 0 | 0 | 0 |
| 2021 | Steelers | 8 | 2 | 17 | 7 | 10 | 0 | 0 | 0.5 | 2.0 | 2 | 0 | 0 | 0 | 0 | 1 | 0 | 0 | 0 | 0 | 0 | 0 | 0 | 0 | 0 | 0 | 0 |
| NFL TOTALS | | 52 | 14 | 91 | 53 | 38 | 12 | 42 | 11.5 | 69.0 | 30 | 0 | 0 | 0 | 0 | 3 | 4 | 1 | 0 | 0 | 0 | 0 | 0 | 0 | 0 | 0 | 0 |

TACO CHARLTON'S NFL POSTSEASON DEFENSIVE STATISTICS

| TACKLES | | | | | | | | | | | INTERCEPTIONS | | | | O. FUMB | | | | ST | | | | MISC | | | | | |
|------------|---------|----|----|----|---|---|-----|-----|-----|-----|---------------|----|-----|----|---------|----|----|----|----|-----|----|---|------|----|----|---|---|---|
| DATE | TEAM | GP | GS | TK | S | A | TFL | YDS | SK | YDS | QBH | NO | YDS | LG | TD | PD | FF | FR | TD | YDS | TK | S | A | FF | FR | S | A | |
| 2018 | Cowboys | 2 | 0 | 0 | 0 | 0 | 0 | 0 | 0.0 | 0.0 | 0 | 0 | 0 | 0 | 0 | 0 | 0 | 0 | 0 | 0 | 0 | 0 | 0 | 0 | 0 | 0 | 0 | 0 |
| 2020 | Chiefs | 0 | 0 | 0 | 0 | 0 | 0 | 0 | 0.0 | 0.0 | 0 | 0 | 0 | 0 | 0 | 0 | 0 | 0 | 0 | 0 | 0 | 0 | 0 | 0 | 0 | 0 | 0 | 0 |
| NFL TOTALS | | 2 | 0 | 0 | 0 | 0 | 0 | 0 | 0.0 | 0.0 | 0 | 0 | 0 | 0 | 0 | 0 | 0 | 0 | 0 | 0 | 0 | 0 | 0 | 0 | 0 | 0 | 0 | 0 |

SINGLE-GAME HIGHS: DEFENSIVE

- Total Tackles
 - 6 vs. Los Angeles Chargers, Sep 29, 2019
 - 5 vs. Tampa Bay Buccaneers, Dec 23, 2018
- Sacks
 - 1.0 vs. New England Patriots, Oct 05, 2020
 - 1.0 at Los Angeles Chargers, Sep 20, 2020
 - ...9 more at 1.0.
- Passes Defensed
 - 1 vs. Tennessee Titans, Dec 19, 2021
 - 1 at Carolina Panthers, Sep 09, 2018
 - ...1 more at 1.
- Forced Fumbles
 - 1 vs. New England Patriots, Oct 05, 2020
 - 1 vs. Philadelphia Eagles, Dec 01, 2019
 - ...2 more at 1.
- Fumble Recoveries
 - 1 vs. New York Giants, Sep 16, 2018
- Tackles For Loss
 - 1 at Los Angeles Chargers, Sep 20, 2020
 - 1 at Buffalo Bills, Oct 20, 2019
 - ...7 more at 1.

SINGLE-GAME HIGHS - POSTSEASON: DEFENSIVE

- Total Tackles
 - 1 at Los Angeles Rams, Jan 12, 2019

2021 GAME-BY-GAME REGULAR-SEASON STATISTICS (STEELERS)

| DATE | OPPONENT | P/S | TACKLES | | | | | | | INTERCEPTIONS | | | | | O. FUMB | | | ST | | | MISC | | | W/L | SCORE | | |
|-------------|-------------|-----|---------|---|----|-----|-----|-----|-----|---------------|----------------|-----|----|----|---------|----|----|----|-----|----|------|---|----|-----|-------|-------|--------|
| | | | TK | S | A | SK | YDS | TFL | YDS | QBH | NO | YDS | LG | TD | PD | FF | FR | TD | YDS | TK | S | A | FF | | | FR | S |
| 09/12 | at Bills | | | | | | | | | | NOT ON ROSTER | | | | | | | | | | | | | | | W | 23-16 |
| 09/19 | Raiders | | | | | | | | | | NOT ON ROSTER | | | | | | | | | | | | | | | L | 17-26 |
| 09/26 | Bengals | | | | | | | | | | PRACTICE SQUAD | | | | | | | | | | | | | | | L | 10-24 |
| 10/03 | at Packers | | | | | | | | | | PRACTICE SQUAD | | | | | | | | | | | | | | | L | 17-27 |
| 10/10 | Broncos | | | | | | | | | | PRACTICE SQUAD | | | | | | | | | | | | | | | W | 27-19 |
| 10/17 | Seahawks | | | | | | | | | | PRACTICE SQUAD | | | | | | | | | | | | | | | W | 23-20+ |
| 10/31 | at Browns | | | | | | | | | | PRACTICE SQUAD | | | | | | | | | | | | | | | W | 15-10 |
| 11/08 | Bears | P | 3 | 2 | 1 | 0.0 | 0.0 | 0 | 0 | 0 | 0 | 0 | 0 | 0 | 0 | 0 | 0 | 0 | 0 | 0 | 0 | 0 | 0 | 0 | W | 29-27 | |
| 11/14 | Lions | P | 3 | 1 | 2 | 0.0 | 0.0 | 0 | 0 | 0 | 0 | 0 | 0 | 0 | 0 | 0 | 0 | 0 | 0 | 0 | 0 | 0 | 0 | 0 | T | 16-16 | |
| 11/21 | at Chargers | S | 2 | 1 | 1 | 0.5 | 2.0 | 0 | 0 | 1 | 0 | 0 | 0 | 0 | 0 | 0 | 0 | 0 | 0 | 0 | 0 | 0 | 0 | 0 | L | 37-41 | |
| 11/28 | at Bengals | S | 2 | 1 | 1 | 0.0 | 0.0 | 0 | 0 | 0 | 0 | 0 | 0 | 0 | 0 | 0 | 0 | 0 | 0 | 0 | 0 | 0 | 0 | 0 | L | 10-41 | |
| 12/05 | Ravens | P | 1 | 0 | 1 | 0.0 | 0.0 | 0 | 0 | 0 | 0 | 0 | 0 | 0 | 0 | 0 | 0 | 0 | 0 | 0 | 0 | 0 | 0 | 0 | W | 20-19 | |
| 12/09 | at Vikings | P | 4 | 2 | 2 | 0.0 | 0.0 | 0 | 0 | 1 | 0 | 0 | 0 | 0 | 0 | 0 | 0 | 0 | 0 | 0 | 0 | 0 | 0 | 0 | L | 28-36 | |
| 12/19 | Titans | P | 2 | 0 | 2 | 0.0 | 0.0 | 0 | 0 | 0 | 0 | 0 | 0 | 0 | 1 | 0 | 0 | 0 | 0 | 0 | 0 | 0 | 0 | 0 | W | 19-13 | |
| 2021 TOTALS | | 7-2 | 17 | 7 | 10 | 0.5 | 2.0 | 0 | 0 | 2 | 0 | 0 | 0 | 0 | 1 | 0 | 0 | 0 | 0 | 0 | 0 | 0 | 0 | 0 | 7-6-1 | | |
| +- Overtime | | | | | | | | | | | | | | | | | | | | | | | | | | | |

2020 GAME-BY-GAME POSTSEASON STATISTICS (CHIEFS)

| | | | TACKLES | | | | | | | INTERCEPTIONS | | | | O. FUMB | | | | ST | | | | MISC | | | | | | | |
|-------------|---------------|-----|---------|---|---|-----|-----|-----|-----|---------------|----|-----|----|---------|----|----|----|----|-----|----|---|------|----|----|---|---|-----|-------|--|
| DATE | OPPONENT | P/S | TK | S | A | SK | YDS | TFL | YDS | QBH | NO | YDS | LG | TD | PD | FF | FR | TD | YDS | TK | S | A | FF | FR | S | A | W/L | SCORE | |
| 01/17 | Browns | | | | | | | | | | | | | | | | | | | | | | | | | | W | 22-17 | |
| 01/24 | Bills | | | | | | | | | | | | | | | | | | | | | | | | | | W | 38-24 | |
| 02/07 | at Buccaneers | | | | | | | | | | | | | | | | | | | | | | | | | | L | 9-31 | |
| 2020 TOTALS | | | 0 | 0 | 0 | 0.0 | 0.0 | 0 | 0 | 0 | 0 | 0 | 0 | 0 | 0 | 0 | 0 | 0 | 0 | 0 | 0 | 0 | 0 | 0 | 0 | 0 | 0 | 2-1 | |

2018 GAME-BY-GAME POSTSEASON STATISTICS (COWBOYS)

| DATE | OPPONENT | P/S | TACKLES | | | | | | | INTERCEPTIONS | | | | | O. FUMB | | | ST | | | MISC | | W/L | SCORE | | | |
|-------------|----------|-----|---------|---|---|-----|-----|-----|-----|---------------|----|-----|----|----|---------|----|----|----|-----|----|------|---|-----|-------|----|-----|-------|
| | | | TK | S | A | SK | YDS | TFL | YDS | QBH | NO | YDS | LG | TD | PD | FF | FR | TD | YDS | TK | S | A | | | FF | FR | S |
| 01/05 | Seahawks | P | 0 | 0 | 0 | 0.0 | 0.0 | 0 | 0 | 0 | 0 | 0 | 0 | 0 | 0 | 0 | 0 | 0 | 0 | 0 | 0 | 0 | 0 | 0 | 0 | W | 24-22 |
| 01/12 | at Rams | P | 0 | 0 | 0 | 0.0 | 0.0 | 0 | 0 | 0 | 0 | 0 | 0 | 0 | 0 | 0 | 0 | 0 | 0 | 0 | 0 | 0 | 0 | 0 | 0 | L | 22-30 |
| 2018 TOTALS | | | 2-0 | 0 | 0 | 0 | 0.0 | 0.0 | 0 | 0 | 0 | 0 | 0 | 0 | 0 | 0 | 0 | 0 | 0 | 0 | 0 | 0 | 0 | 0 | 0 | 1-1 | |



CHASE CLAYPOOL WIDE RECEIVER

HEIGHT: 6-4 BIRTHPLACE Abbotsford, British Columbia, Canada
WEIGHT: 238 HOW ACQUIRED: D2 '20
COLLEGE: Notre Dame NFL EXPERIENCE: 2nd year
BORN: Jul. 7, 1998 (23)

REGULAR SEASON COMPARISON: RECEIVING - TENNESSEE TITANS

| DATE | OPP | W/L | GP/GS | REC | YDS. | AVG. | TD | LG | TGTS | YAC |
|----------|-------------|-----|-------|-----|------|------|----|----|------|-----|
| 10/25/20 | PIT @ TEN | W | S | 1 | -2 | -2.0 | 0 | -2 | 1 | 2 |
| 12/19/21 | PIT vs. TEN | W | S | 0 | 12 | 0 | 0 | 12 | 2 | 12 |
| TOTALS | | 2/0 | 2/2 | 1 | 10 | 10.0 | 0 | 12 | 3 | 14 |

CHASE CLAYPOOL'S NFL REGULAR SEASON RUSHING/RECEIVING STATISTICS

| RECEIVING | | | | | | | | | | RUSHING | | | | |
|------------|----------|----|----|-----|-------|------|-----|----|--|---------|------|------|----|----|
| DATE | TEAM | GP | GS | NO. | YDS. | AVG. | LG | TD | | NO. | YDS. | AVG. | LG | TD |
| 2020 | Steelers | 16 | 6 | 62 | 873 | 14.1 | 84t | 9 | | 10 | 16 | 1.6 | 8 | 2 |
| 2021 | Steelers | 12 | 10 | 47 | 765 | 16.3 | 59 | 1 | | 11 | 63 | 5.7 | 25 | 0 |
| NFL TOTALS | | 28 | 16 | 109 | 1,638 | 15.0 | 84T | 10 | | 21 | 79 | 3.8 | 25 | 2 |

CHASE CLAYPOOL'S NFL POSTSEASON RUSHING/RECEIVING STATISTICS

| RECEIVING | | | | | | | | | | RUSHING | | | | |
|------------|----------|----|----|-----|------|------|-----|----|--|---------|------|------|----|----|
| DATE | TEAM | GP | GS | NO. | YDS. | AVG. | LG | TD | | NO. | YDS. | AVG. | LG | TD |
| 2020 | Steelers | 1 | 1 | 5 | 59 | 11.8 | 29t | 2 | | 0 | 0 | 0.0 | 0 | 0 |
| NFL TOTALS | | 1 | 1 | 5 | 59 | 11.8 | 29T | 2 | | 0 | 0 | 0.0 | 0 | 0 |

CHASE CLAYPOOL'S NFL REGULAR SEASON RETURN STATISTICS

| KICKOFF RETURNS | | | | | | | | | | PUNT RETURNS | | | | |
|-----------------|----------|------|------|------|----|----|--|-----|----|--------------|------|----|----|--|
| DATE | TEAM | RET. | YDS. | AVG. | LG | TD | | NO. | FC | YDS. | AVG. | LG | TD | |
| 2020 | Steelers | 0 | 0 | 0.0 | 0 | 0 | | 0 | 0 | 0 | 0.0 | 0 | 0 | |
| 2021 | Steelers | 0 | 0 | 0.0 | 0 | 0 | | 0 | 0 | 0 | 0.0 | 0 | 0 | |
| NFL TOTALS | | 0 | 0 | 0.0 | 0 | 0 | | 0 | 0 | 0 | 0.0 | 0 | 0 | |

CHASE CLAYPOOL'S NFL POSTSEASON RETURN STATISTICS

| KICKOFF RETURNS | | | | | | | | | | PUNT RETURNS | | | | |
|-----------------|----------|------|------|------|----|----|--|-----|----|--------------|------|----|----|--|
| DATE | TEAM | RET. | YDS. | AVG. | LG | TD | | NO. | FC | YDS. | AVG. | LG | TD | |
| 2020 | Steelers | 0 | 0 | 0.0 | 0 | 0 | | 0 | 0 | 0 | 0.0 | 0 | 0 | |
| NFL TOTALS | | 0 | 0 | 0.0 | 0 | 0 | | 0 | 0 | 0 | 0.0 | 0 | 0 | |

SINGLE-GAME HIGHS: RUSHING/RECEIVING

- Rush Attempts3 vs. Philadelphia Eagles, Oct 11, 2020
2 at Los Angeles Chargers, Nov 21, 2021
...4 more at 2.
- Rushing Yards25 at Buffalo Bills, Sep 12, 2021
16 at Cleveland Browns, Oct 31, 2021
25 at Buffalo Bills, Sep 12, 2021
- Longest Runs16 at Cleveland Browns, Oct 31, 2021
1 vs. Cleveland Browns, Oct 18, 2020
1 vs. Philadelphia Eagles, Oct 11, 2020
- Rushing TDs9 vs. Cincinnati Bengals, Sep 26, 2021
8 at Minnesota Vikings, Dec 09, 2021
...1 more at 8.
- Receptions130 vs. Denver Broncos, Oct 10, 2021
110 vs. Philadelphia Eagles, Oct 11, 2020

- Longest Receptions84t vs. Denver Broncos, Sep 20, 2020
59 vs. Denver Broncos, Oct 10, 2021
- Receiving TDs3 vs. Philadelphia Eagles, Oct 11, 2020
2 vs. Cincinnati Bengals, Nov 15, 2020
- All-Purpose Yards130 vs. Denver Broncos, Oct 10, 2021
116 vs. Philadelphia Eagles, Oct 11, 2020
- Special Teams Tackles3 vs. Denver Broncos, Sep 20, 2020
1 at Cleveland Browns, Jan 03, 2021
...2 more at 1.
- Most TDs4 vs. Philadelphia Eagles, Oct 11, 2020
2 vs. Cincinnati Bengals, Nov 15, 2020
- Receiving Average29.3 vs. Denver Broncos, Sep 20, 2020
27.3 at Cincinnati Bengals, Nov 28, 2021

SINGLE-GAME HIGHS - POSTSEASON: RECEIVING

- Receptions5 vs. Cleveland Browns, Jan 10, 2021
- Receiving Yards59 vs. Cleveland Browns, Jan 10, 2021
- Longest Receptions29t vs. Cleveland Browns, Jan 10, 2021
15 vs. Cleveland Browns, Jan 10, 2021
7 vs. Cleveland Browns, Jan 10, 2021
7t vs. Cleveland Browns, Jan 10, 2021
1 vs. Cleveland Browns, Jan 10, 2021

- Receiving TDs2 vs. Cleveland Browns, Jan 10, 2021
- All-Purpose Yards59 vs. Cleveland Browns, Jan 10, 2021
- Most TDs2 vs. Cleveland Browns, Jan 10, 2021

100-YARD RECEIVING GAMES (3): REGULAR SEASON

| DATE | TEAM | NO. | YDS. | AVG. | LG | TD |
|----------|-----------|-----|------|------|-----|----|
| 10/11/20 | EAGLES | 7 | 110 | 15.7 | 35t | 3 |
| 01/03/21 | at Browns | 5 | 101 | 20.2 | 41 | 1 |
| 10/10/21 | BRONCOS | 5 | 130 | 26.0 | 59 | 1 |

2021 GAME-BY-GAME REGULAR-SEASON STATISTICS (STEELERS)

| DATE | OPPONENT | P/S | RECEIVING | | | | | RUSHING | | | | | W/L/T | SCORE |
|--------------|-------------|-------|-----------|------|------|----|----|------------------|------|------|----|----|-------|--------|
| | | | NO. | YDS. | AVG. | LG | TD | NO. | YDS. | AVG. | LG | TD | | |
| 09/12 | at Bills | P | 3 | 45 | 15.0 | 22 | 0 | 1 | 25 | 25.0 | 25 | 0 | W | 23-16 |
| 09/19 | Raiders | S | 3 | 70 | 23.3 | 52 | 0 | 1 | -3 | -3.0 | -3 | 0 | L | 17-26 |
| 09/26 | Bengals | S | 9 | 96 | 10.7 | 29 | 0 | 0 | 0 | 0.0 | 0 | 0 | L | 10-24 |
| 10/03 | at Packers | | | | | | | ON INACTIVE LIST | | | | | L | 17-27 |
| 10/10 | Broncos | S | 5 | 130 | 26.0 | 59 | 1 | 0 | 0 | 0.0 | 0 | 0 | W | 27-19 |
| 10/17 | Seahawks | S | 2 | 17 | 8.5 | 12 | 0 | 0 | 0 | 0.0 | 0 | 0 | W | 23-20+ |
| 10/31 | at Browns | S | 4 | 45 | 11.3 | 16 | 0 | 2 | 16 | 8.0 | 16 | 0 | W | 15-10 |
| 11/08 | Bears | S | 3 | 30 | 10.0 | 26 | 0 | 2 | 13 | 6.5 | 11 | 0 | W | 29-27 |
| 11/14 | Lions | | | | | | | ON INACTIVE LIST | | | | | T | 16-16 |
| 11/21 | at Chargers | S | 5 | 93 | 18.6 | 37 | 0 | 2 | 1 | 0.5 | 3 | 0 | L | 37-41 |
| 11/28 | at Bengals | S | 3 | 82 | 27.3 | 41 | 0 | 0 | 0 | 0.0 | 0 | 0 | L | 10-41 |
| 12/05 | Ravens | P | 2 | 52 | 26.0 | 40 | 0 | 1 | 2 | 2.0 | 2 | 0 | W | 20-19 |
| 12/09 | at Vikings | S | 8 | 93 | 11.6 | 38 | 0 | 1 | 2 | 2.0 | 2 | 0 | L | 28-36 |
| 12/19 | Titans | S | 0 | 12 | 0.0 | 12 | 0 | 1 | 7 | 7.0 | 7 | 0 | W | 19-13 |
| 2021 TOTALS | | 12-10 | 47 | 765 | 16.3 | 59 | 1 | 11 | 63 | 5.7 | 25 | 0 | 7-6-1 | |
| + - Overtime | | | | | | | | | | | | | | |

2020 GAME-BY-GAME POSTSEASON STATISTICS (STEELERS)

| DATE | OPPONENT | P/S | RECEIVING | | | | | RUSHING | | | | | W/L | SCORE |
|-------------|----------|-----|-----------|------|------|-----|----|---------|------|------|----|----|-----|-------|
| | | | NO. | YDS. | AVG. | LG | TD | NO. | YDS. | AVG. | LG | TD | | |
| 01/10 | Browns | S | 5 | 59 | 11.8 | 29t | 2 | 0 | 0 | 0.0 | 0 | 0 | L | 37-48 |
| 2020 TOTALS | | 1-1 | 5 | 59 | 11.8 | 29T | 2 | 0 | 0 | 0.0 | 0 | 0 | 0-1 | |



CARLOS DAVIS

DEFENSIVE TACKLE

HEIGHT: 6-2 BIRTHPLACE: Blue Springs, MO
WEIGHT: 320 HOW ACQUIRED: D7 '20
COLLEGE: Nebraska NFL EXPERIENCE: 2nd year
BORN: Aug. 22, 1996 (25)

REGULAR SEASON COMPARISON: DEFENSIVE - TENNESSEE TITANS

| DATE | OPP | W/L | GP/GS | TACKLES | | | | ASST | SACK | YDS. | INT | TFL | PD | QBH | TD | MISC | | |
|----------|-------------|-----|-------|---------|------|---|--|------|------|------|-----|-----|----|-----|----|------|----|----|
| | | | | TOT | SOLO | | | | | | | | | | | FF | FR | FR |
| 12/19/21 | PIT vs. TEN | W | P | | 1 | 1 | | 0 | 0.0 | 0.0 | 0 | 0 | 0 | 0 | 0 | 0 | 0 | 0 |
| TOTALS | | 1/0 | 1/0 | 1 | 1 | | | 0 | 0.0 | 0.0 | 0 | 0 | 0 | 0 | 0 | 0 | 0 | 0 |

CARLOS DAVIS' NFL REGULAR SEASON DEFENSIVE STATISTICS

| DATE | TEAM | GP | GS | TACKLES | | | | | | | INTERCEPTIONS | | | | O. FUMB | | | ST | | | MISC | | | |
|------------|----------|----|----|---------|---|---|-----|----|-----|-----|---------------|-----|----|----|---------|----|----|----|-----|----|------|---|----|----|
| | | | | TK | S | A | TFL | SK | YDS | QBH | NO | YDS | LG | TD | PD | FF | FR | TD | YDS | TK | S | A | FF | FR |
| 2020 | Steelers | 7 | 0 | 6 | 4 | 2 | 1 | 4 | 0.0 | 0.0 | 0 | 0 | 0 | 0 | 0 | 0 | 0 | 0 | 0 | 0 | 0 | 0 | 0 | 0 |
| 2021 | Steelers | 2 | 0 | 2 | 2 | 0 | 0 | 0 | 0.0 | 0.0 | 0 | 0 | 0 | 0 | 0 | 0 | 0 | 0 | 0 | 0 | 0 | 0 | 0 | 0 |
| NFL TOTALS | | 9 | 0 | 8 | 6 | 2 | 1 | 4 | 0.0 | 0.0 | 0 | 0 | 0 | 0 | 0 | 0 | 0 | 0 | 0 | 0 | 0 | 0 | 0 | 0 |

CARLOS DAVIS' NFL POSTSEASON DEFENSIVE STATISTICS

| | | | | TACKLES | | | | | | | INTERCEPTIONS | | | | O. FUMB | | | | ST | | | | MISC | | | | |
|------------|----------|----|----|---------|---|---|-----|-----|-----|-----|---------------|----|-----|----|---------|----|----|----|----|-----|----|---|------|----|----|---|---|
| DATE | TEAM | GP | GS | TK | S | A | TFL | YDS | SK | YDS | QBH | NO | YDS | LG | TD | PD | FF | FR | TD | YDS | TK | S | A | FF | FR | S | A |
| 2020 | Steelers | 1 | 0 | 0 | 0 | 0 | 0 | 0 | 0.0 | 0.0 | 0 | 0 | 0 | 0 | 0 | 0 | 0 | 0 | 0 | 0 | 0 | 0 | 0 | 0 | 0 | 0 | 0 |
| NFL TOTALS | | 1 | 0 | 0 | 0 | 0 | 0 | 0 | 0.0 | 0.0 | 0 | 0 | 0 | 0 | 0 | 0 | 0 | 0 | 0 | 0 | 0 | 0 | 0 | 0 | 0 | 0 | 0 |

SINGLE-GAME HIGHS: DEFENSIVE

Total Tackles 2 vs. Indianapolis Colts, Dec 27, 2020 Tackles For Loss 1 at Dallas Cowboys, Nov 08, 2020
2 at Dallas Cowboys, Nov 08, 2020

2021 GAME-BY-GAME REGULAR-SEASON STATISTICS (STEELERS)

| DATE | OPPONENT | P/S | TACKLES | | | | | | INTERCEPTIONS | | | | | | O. FUMB | | | ST | | | MISC | | W/L | SCORE | | | | | |
|--------------|-------------|-----|---------|---|---|-----|-----|-----|---------------|-----|------------------|-----|----|----|---------|----|----|----|-----|----|------|---|-----|-------|-------|-------|--------|---|--|
| | | | TK | S | A | SK | YDS | TFL | YDS | QBH | NO | YDS | LG | TD | PD | FF | FR | TD | YDS | TK | S | A | | | FF | FR | S | A | |
| 09/12 | at Bills | P | 1 | 1 | 0 | 0.0 | 0.0 | 0 | 0 | 0 | 0 | 0 | 0 | 0 | 0 | 0 | 0 | 0 | 0 | 0 | 0 | 0 | 0 | 0 | W | 23-16 | | | |
| 09/19 | Raiders | | | | | | | | | | ON INACTIVE LIST | | | | | | | | | | | | | | | L | 17-26 | | |
| 09/26 | Bengals | | | | | | | | | | ON INACTIVE LIST | | | | | | | | | | | | | | | L | 10-24 | | |
| 10/03 | at Packers | | | | | | | | | | ON INACTIVE LIST | | | | | | | | | | | | | | | L | 17-27 | | |
| 10/10 | Broncos | | | | | | | | | | ON INACTIVE LIST | | | | | | | | | | | | | | | W | 27-19 | | |
| 10/17 | Seahawks | | | | | | | | | | ON INACTIVE LIST | | | | | | | | | | | | | | | W | 23-20+ | | |
| 10/31 | at Browns | | | | | | | | | | INJURED RESERVE | | | | | | | | | | | | | | | W | 15-10 | | |
| 11/08 | Bears | | | | | | | | | | INJURED RESERVE | | | | | | | | | | | | | | | W | 29-27 | | |
| 11/14 | Lions | | | | | | | | | | INJURED RESERVE | | | | | | | | | | | | | | | T | 16-16 | | |
| 11/21 | at Chargers | | | | | | | | | | INJURED RESERVE | | | | | | | | | | | | | | | L | 37-41 | | |
| 11/28 | at Bengals | | | | | | | | | | INJURED RESERVE | | | | | | | | | | | | | | | L | 10-41 | | |
| 12/05 | Ravens | | | | | | | | | | ON INACTIVE LIST | | | | | | | | | | | | | | | W | 20-19 | | |
| 12/09 | at Vikings | | | | | | | | | | INACTIVE | | | | | | | | | | | | | | | L | 28-36 | | |
| 12/19 | Titans | P | 1 | 1 | 0 | 0.0 | 0.0 | 0 | 0 | 0 | 0 | 0 | 0 | 0 | 0 | 0 | 0 | 0 | 0 | 0 | 0 | 0 | 0 | 0 | W | 19-13 | | | |
| 2021 TOTALS | | 2-0 | 2 | 2 | 0 | 0.0 | 0.0 | 0 | 0 | 0 | 0 | 0 | 0 | 0 | 0 | 0 | 0 | 0 | 0 | 0 | 0 | 0 | 0 | 0 | 7-6-1 | | | | |
| + - Overtime | | | | | | | | | | | | | | | | | | | | | | | | | | | | | |

2020 GAME-BY-GAME POSTSEASON STATISTICS (STEELERS)

| DATE | OPPONENT | P/S | TACKLES | | | | | | | INTERCEPTIONS | | | | | O. FUMB | | | ST | | | MISC | | W/L | SCORE | | |
|-------------|----------|-----|---------|---|---|-----|-----|-----|-----|---------------|----|-----|----|----|---------|----|----|----|-----|----|------|---|-----|-------|-----|-------|
| | | | TK | S | A | SK | YDS | TFL | YDS | QBH | NO | YDS | LG | TD | PD | FF | FR | TD | YDS | TK | S | A | | | FF | FR |
| 01/10 | Browns | P | 0 | 0 | 0 | 0.0 | 0.0 | 0 | 0 | 0 | 0 | 0 | 0 | 0 | 0 | 0 | 0 | 0 | 0 | 0 | 0 | 0 | 0 | 0 | L | 37-48 |
| 2020 TOTALS | | 1-0 | 0 | 0 | 0 | 0.0 | 0.0 | 0 | 0 | 0 | 0 | 0 | 0 | 0 | 0 | 0 | 0 | 0 | 0 | 0 | 0 | 0 | 0 | 0 | 0-1 | |



TERRELL EDMUNDS

SAFETY

HEIGHT: 6-1 BIRTHPLACE: Danville, VA
WEIGHT: 217 HOW ACQUIRED: D1 '18
COLLEGE: Virginia Tech NFL EXPERIENCE: 4th year
BORN: Jan. 20, 1997 (24)

REGULAR SEASON COMPARISON: DEFENSIVE - TENNESSEE TITANS

| DATE | OPP | W/L | GP/GS | TACKLES | | | SACK | YDS. | INT | TFL | PD | QBH | TD | MISC | |
|----------|-------------|-----|-------|---------|------|------|------|------|-----|-----|----|-----|----|------|----|
| | | | | TOT | SOLO | ASST | | | | | | | | FF | FR |
| 10/25/20 | PIT @ TEN | W | S | 2 | 2 | 0 | 0.0 | 0.0 | 0 | 0 | 2 | 0 | 0 | 0 | 0 |
| 12/19/21 | PIT vs. TEN | W | S | 10 | 7 | 3 | 0.0 | 0.0 | 0 | 2 | 0 | 0 | 0 | 0 | 0 |
| TOTALS | | 2/0 | 2/2 | 12 | 9 | 3 | 0.0 | 0.0 | 0 | 2 | 2 | 0 | 0 | 0 | 0 |

TERRELL EDMUNDS' NFL REGULAR SEASON DEFENSIVE STATISTICS

| DATE | TEAM | GP | GS | TACKLES | | | | | | | | INTERCEPTIONS | | | | O. FUMB | | | | ST | | MISC | | | | |
|------------|----------|----|----|---------|-----|----|----|-----|-----|------|-----|---------------|-----|----|----|---------|----|----|----|-----|----|------|---|----|----|---|
| | | | | TK | S | A | FL | YDS | SK | YDS | QBH | NO | YDS | LG | TD | PD | FF | FR | TD | YDS | TK | S | A | FF | FR | S |
| 2018 | Steelers | 16 | 15 | 73 | 52 | 21 | 1 | 9 | 1.0 | 9.0 | 3 | 1 | 35 | 35 | 0 | 4 | 0 | 1 | 0 | 0 | 5 | 3 | 2 | 0 | 0 | 0 |
| 2019 | Steelers | 16 | 16 | 105 | 71 | 34 | 2 | 7 | 0.0 | 0.0 | 2 | 0 | 0 | 0 | 3 | 0 | 0 | 0 | 0 | 0 | 0 | 0 | 0 | 0 | 0 | |
| 2020 | Steelers | 15 | 12 | 68 | 46 | 22 | 1 | 11 | 1.0 | 11.0 | 1 | 2 | 11 | 7 | 0 | 8 | 0 | 0 | 0 | 0 | 0 | 0 | 0 | 0 | 0 | |
| 2021 | Steelers | 14 | 14 | 76 | 57 | 19 | 8 | 29 | 1.0 | 13.0 | 1 | 1 | 15 | 15 | 0 | 3 | 0 | 0 | 0 | 0 | 0 | 0 | 0 | 0 | 0 | |
| NFL TOTALS | | 61 | 57 | 322 | 226 | 96 | 12 | 56 | 3.0 | 33.0 | 7 | 4 | 61 | 35 | 0 | 18 | 0 | 1 | 0 | 0 | 5 | 3 | 2 | 0 | 0 | 0 |

TERRELL EDMUNDS' NFL POSTSEASON DEFENSIVE STATISTICS

| TACKLES | | | | | | | | | | | | | | INTERCEPTIONS | | | | | | O. FUMB | | | | ST | | | | MISC | |
|------------|----------|----|----|----|---|---|-----|-----|-----|-----|-----|----|-----|---------------|----|----|----|----|----|---------|----|---|---|----|----|---|---|------|--|
| DATE | TEAM | GP | GS | TK | S | A | TFL | YDS | SK | YDS | QBH | NO | YDS | LG | TD | PD | FF | FR | TD | YDS | TK | S | A | FF | FR | S | A | | |
| 2020 | Steelers | 1 | 1 | 6 | 3 | 3 | 1 | 1 | 0.0 | 0.0 | 0 | 0 | 0 | 0 | 0 | 1 | 0 | 0 | 0 | 0 | 0 | 0 | 0 | 0 | 0 | 0 | 0 | 0 | |
| NFL TOTALS | | 1 | 1 | 6 | 3 | 3 | 1 | 1 | 0.0 | 0.0 | 0 | 0 | 0 | 0 | 0 | 1 | 0 | 0 | 0 | 0 | 0 | 0 | 0 | 0 | 0 | 0 | 0 | 0 | |

SINGLE-GAME HIGHS: DEFENSIVE

| | | | |
|-------------------|--|---------------------------|---|
| Total Tackles | 11 vs. Buffalo Bills, Dec 15, 2019 11 vs. Seattle Seahawks, Sep 15, 2019 | Tackles For Loss | 2 vs. Tennessee Titans, Dec 19, 2021 2 vs. Detroit Lions, Nov 14, 2021 |
| Sacks | 1.0 vs. Detroit Lions, Nov 14, 2021 1.0 vs. Denver Broncos, Sep 20, 2020 ...1 more at 1.0. | Interceptions | 2 at Jacksonville Jaguars, Nov 22, 2020 1 at Tampa Bay Buccaneers, Sep 24, 2018 ...1 more at 2. |
| Passes Defensed | 2 at Jacksonville Jaguars, Nov 22, 2020 2 at Tennessee Titans, Oct 25, 2020 | Interception Return Yards | 35 at Tampa Bay Buccaneers, Sep 24, 2018 15 vs. Cincinnati Bengals, Sep 26, 2021 |
| Fumble Recoveries | 1 vs. Baltimore Ravens, Sep 30, 2018 | Special Teams Tackles | 1 vs. Cincinnati Bengals, Dec 30, 2018 1 vs. Los Angeles Chargers, Dec 02, 2018 ...3 more at 1. |

SINGLE-GAME HIGHS - POSTSEASON: DEFENSIVE

| | | | |
|-----------------|--------------------------------------|------------------|--------------------------------------|
| Total Tackles | 6 vs. Cleveland Browns, Jan 10, 2021 | Tackles For Loss | 1 vs. Cleveland Browns, Jan 10, 2021 |
| Passes Defensed | 1 vs. Cleveland Browns, Jan 10, 2021 | | |

2021 GAME-BY-GAME REGULAR-SEASON STATISTICS (STEELERS)

| DATE | OPPONENT | P/S | TACKLES | | | | | | | INTERCEPTIONS | | | | | O. FUMB | | | ST | | | MISC | | W/L | SCORE | | | |
|--------------|-------------|-------|---------|----|----|-----|------|-----|-----|---------------|----|-----|----|----|---------|----|----|----|-----|----|------|---|-----|-------|-------|--------|---|
| | | | TK | S | A | SK | YDS | TFL | YDS | QBH | NO | YDS | LG | TD | PD | FF | FR | TD | YDS | TK | S | A | | | FF | FR | S |
| 09/12 | at Bills | S | 5 | 4 | 1 | 0.0 | 0.0 | 0 | 0 | 0 | 0 | 0 | 0 | 0 | 0 | 0 | 0 | 0 | 0 | 0 | 0 | 0 | 0 | 0 | W | 23-16 | |
| 09/19 | Raiders | S | 6 | 5 | 1 | 0.0 | 0.0 | 2 | 2 | 0 | 0 | 0 | 0 | 0 | 0 | 0 | 0 | 0 | 0 | 0 | 0 | 0 | 0 | 0 | L | 17-26 | |
| 09/26 | Bengals | S | 5 | 2 | 3 | 0.0 | 0.0 | 1 | 0 | 1 | 15 | 15 | 0 | 1 | 0 | 0 | 0 | 0 | 0 | 0 | 0 | 0 | 0 | 0 | L | 10-24 | |
| 10/03 | at Packers | S | 7 | 6 | 1 | 0.0 | 0.0 | 0 | 0 | 0 | 0 | 0 | 0 | 0 | 0 | 0 | 0 | 0 | 0 | 0 | 0 | 0 | 0 | 0 | L | 17-27 | |
| 10/10 | Broncos | S | 7 | 4 | 3 | 0.0 | 0.0 | 0 | 0 | 0 | 0 | 0 | 0 | 0 | 0 | 0 | 0 | 0 | 0 | 0 | 0 | 0 | 0 | 0 | W | 27-19 | |
| 10/17 | Seahawks | S | 3 | 2 | 1 | 0.0 | 0.0 | 0 | 0 | 0 | 0 | 0 | 0 | 0 | 0 | 0 | 0 | 0 | 0 | 0 | 0 | 0 | 0 | 0 | W | 23-20+ | |
| 10/31 | at Browns | S | 5 | 4 | 1 | 0.0 | 0.0 | 0 | 0 | 0 | 0 | 0 | 0 | 0 | 0 | 0 | 0 | 0 | 0 | 0 | 0 | 0 | 0 | 0 | W | 15-10 | |
| 11/08 | Bears | S | 4 | 4 | 0 | 0.0 | 0.0 | 0 | 0 | 0 | 0 | 0 | 0 | 0 | 0 | 0 | 0 | 0 | 0 | 0 | 0 | 0 | 0 | 0 | W | 29-27 | |
| 11/14 | Lions | S | 5 | 4 | 1 | 1.0 | 13.0 | 2 | 16 | 1 | 0 | 0 | 0 | 0 | 1 | 0 | 0 | 0 | 0 | 0 | 0 | 0 | 0 | 0 | T | 16-16 | |
| 11/21 | at Chargers | S | 4 | 3 | 1 | 0.0 | 0.0 | 0 | 0 | 0 | 0 | 0 | 0 | 0 | 0 | 0 | 0 | 0 | 0 | 0 | 0 | 0 | 0 | 0 | L | 37-41 | |
| 11/28 | at Bengals | S | 6 | 5 | 1 | 0.0 | 0.0 | 1 | 4 | 0 | 0 | 0 | 0 | 0 | 0 | 0 | 0 | 0 | 0 | 0 | 0 | 0 | 0 | 0 | L | 10-41 | |
| 12/05 | Ravens | S | 4 | 3 | 1 | 0.0 | 0.0 | 0 | 0 | 0 | 0 | 0 | 0 | 0 | 0 | 0 | 0 | 0 | 0 | 0 | 0 | 0 | 0 | 0 | W | 20-19 | |
| 12/09 | at Vikings | S | 5 | 4 | 1 | 0.0 | 0.0 | 0 | 0 | 0 | 0 | 0 | 0 | 0 | 1 | 0 | 0 | 0 | 0 | 0 | 0 | 0 | 0 | 0 | L | 28-36 | |
| 12/19 | Titans | S | 10 | 7 | 3 | 0.0 | 0.0 | 2 | 7 | 0 | 0 | 0 | 0 | 0 | 0 | 0 | 0 | 0 | 0 | 0 | 0 | 0 | 0 | 0 | W | 19-13 | |
| 2021 TOTALS | | 14-14 | 76 | 57 | 19 | 1.0 | 13.0 | 8 | 29 | 1 | 1 | 15 | 15 | 0 | 3 | 0 | 0 | 0 | 0 | 0 | 0 | 0 | 0 | 0 | 7-6-1 | | |
| + - Overtime | | | | | | | | | | | | | | | | | | | | | | | | | | | |

2020 GAME-BY-GAME POSTSEASON STATISTICS (STEELERS)

| | | | TACKLES | | | | | | | | INTERCEPTIONS | | | | | O. FUMB | | | | ST | | | | MISC | | | | |
|-------------|----------|-----|---------|---|---|-----|-----|-----|-----|-----|---------------|-----|----|----|----|---------|----|----|-----|----|---|---|----|------|---|---|-----|-------|
| DATE | OPPONENT | P/S | TK | S | A | SK | YDS | TFL | YDS | QBH | NO | YDS | LG | TD | PD | FF | FR | TD | YDS | TK | S | A | FF | FR | S | A | W/L | SCORE |
| 01/10 | Browns | S | 6 | 3 | 3 | 0.0 | 0.0 | 1 | 1 | 0 | 0 | 0 | 0 | 0 | 1 | 0 | 0 | 0 | 0 | 0 | 0 | 0 | 0 | 0 | 0 | 0 | L | 37-48 |
| 2020 TOTALS | | 1-1 | 6 | 3 | 3 | 0.0 | 0.0 | 1 | 1 | 0 | 0 | 0 | 0 | 0 | 1 | 0 | 0 | 0 | 0 | 0 | 0 | 0 | 0 | 0 | 0 | 0 | 0-1 | |



MINKAH FITZPATRICK

SAFETY

HEIGHT: 6-1 BIRTHPLACE: Old Bridge, NJ

WEIGHT: 207 HOW ACQUIRED: TR '19 (MIA)

COLLEGE: Alabama NFL EXPERIENCE: 4th year

BORN: Nov. 17, 1996 (25)

AP AP

19 20 19 20

REGULAR SEASON COMPARISON: DEFENSIVE - TENNESSEE TITANS

| DATE | OPP | W/L | GP/GS | TACKLES | | | | ASST | SACK | YDS. | INT | TFL | PD | QBH | TD | MISC | FF | FR |
|----------|-------------|-----|-------|---------|------|--|--|------|------|------|-----|-----|----|-----|----|------|----|----|
| | | | | TOT | SOLO | | | | | | | | | | | | | |
| 9/9/18 | MIA vs. TEN | W | P | 6 | 3 | | | 3 | 0.0 | 0.0 | 0 | 0 | 1 | 0 | 0 | 0 | 0 | 0 |
| 10/25/20 | PIT @ TEN | W | S | 5 | 3 | | | 2 | 0.0 | 0.0 | 0 | 0 | 0 | 0 | 0 | 0 | 0 | 0 |
| 12/19/21 | PIT vs. TEN | W | S | 14 | 12 | | | 2 | 0.0 | 0.0 | 0 | 0 | 0 | 0 | 0 | 0 | 0 | 1 |
| TOTALS | | 3/0 | 3/2 | 25 | 18 | | | 7 | 0.0 | 0.0 | 0 | 0 | 1 | 0 | 0 | 0 | 0 | 1 |

MINKAH FITZPATRICK'S NFL REGULAR SEASON DEFENSIVE STATISTICS

| DATE | TEAM | GP | GS | TK | S | TACKLES | | | | | INTERCEPTIONS | | | | | O. FUMB | | | | | ST | | MISC | | | | |
|-------------------------------|----------|----|----|-----|-----|---------|-----|----|-----|-----|---------------|-----|-----|-----|----|---------|----|----|-----|----|----|---|------|----|---|---|---|
| | | | | | | TFL | YDS | SK | YDS | QBH | NO | YDS | LG | TD | PD | FF | FR | TD | YDS | TK | S | A | FF | FR | S | A | |
| 2018 | Dolphins | 16 | 11 | 79 | 50 | 29 | 2 | 5 | 0.0 | 0.0 | 0 | 2 | 64 | 50t | 1 | 9 | 0 | 0 | 0 | 0 | 1 | 1 | 0 | 0 | 0 | 0 | 0 |
| 2019 | Dolphins | 2 | 2 | 11 | 7 | 4 | 0 | 0 | 0.0 | 0.0 | 0 | 0 | 0 | 0 | 0 | 1 | 1 | 0 | 0 | 0 | 1 | 1 | 0 | 0 | 0 | 0 | 0 |
| Went from Miami to Pittsburgh | | | | | | | | | | | | | | | | | | | | | | | | | | | |
| 2019 | Steelers | 14 | 14 | 57 | 36 | 21 | 1 | 1 | 0.0 | 0.0 | 1 | 5 | 130 | 96t | 1 | 9 | 1 | 2 | 1 | 79 | 0 | 0 | 0 | 0 | 0 | 0 | 0 |
| 2019 | TOTAL | 16 | 16 | 68 | 43 | 25 | 1 | 1 | 0.0 | 0.0 | 1 | 5 | 130 | 96t | 1 | 9 | 2 | 3 | 1 | 79 | 1 | 1 | 0 | 0 | 0 | 0 | 0 |
| 2020 | Steelers | 16 | 16 | 79 | 60 | 19 | 1 | 1 | 0.0 | 0.0 | 0 | 4 | 77 | 37 | 1 | 11 | 1 | 1 | 0 | -1 | 0 | 0 | 0 | 0 | 0 | 0 | 0 |
| 2021 | Steelers | 13 | 13 | 102 | 71 | 31 | 1 | 1 | 0.0 | 0.0 | 0 | 2 | 18 | 18 | 0 | 4 | 1 | 1 | 0 | -1 | 0 | 0 | 0 | 0 | 0 | 0 | 0 |
| NFL TOTALS | | 61 | 56 | 328 | 224 | 104 | 5 | 8 | 0.0 | 0.0 | 1 | 13 | 289 | 96T | 3 | 33 | 4 | 5 | 1 | 77 | 2 | 2 | 0 | 0 | 0 | 0 | 0 |

MINKAH FITZPATRICK'S NFL POSTSEASON DEFENSIVE STATISTICS

| TACKLES | | | | | | | | | | INTERCEPTIONS | | | | | O. FUMB | | | | ST | | | | MISC | | | | |
|------------|----------|----|----|----|---|---|-----|-----|-----|---------------|-----|----|-----|----|---------|----|----|----|----|-----|----|---|------|----|----|---|---|
| DATE | TEAM | GP | GS | TK | S | A | TFL | YDS | SK | YDS | QBH | NO | YDS | LG | TD | PD | FF | FR | TD | YDS | TK | S | A | FF | FR | S | A |
| 2020 | Steelers | 1 | 1 | 6 | 4 | 2 | 0 | 0 | 0.0 | 0.0 | 0 | 0 | 0 | 0 | 0 | 0 | 0 | 0 | 0 | 0 | 0 | 0 | 0 | 0 | 0 | 0 | 0 |
| NFL TOTALS | | 1 | 1 | 6 | 4 | 2 | 0 | 0 | 0.0 | 0.0 | 0 | 0 | 0 | 0 | 0 | 0 | 0 | 0 | 0 | 0 | 0 | 0 | 0 | 0 | 0 | 0 | 0 |

SINGLE-GAME HIGHS: DEFENSIVE

| | | | |
|-------------------|--|---------------------------|--|
| Total Tackles | 14 vs. Tennessee Titans, Dec 19, 2021 10 vs. Denver Broncos, Oct 10, 2021 ...3 more at 10. | Tackles For Loss | 1 vs. Denver Broncos, Oct 10, 2021 1 at Cincinnati Bengals, Dec 21, 2020 ...3 more at 1. |
| Passes Defensed | 2 vs. Baltimore Ravens, Dec 02, 2020 2 at Jacksonville Jaguars, Nov 22, 2020 ...6 more at 2. | Interceptions | 2 at Jacksonville Jaguars, Nov 22, 2020 2 vs. Miami Dolphins, Oct 28, 2019 |
| Forced Fumbles | 1 vs. Seattle Seahawks, Oct 17, 2021 1 at Baltimore Ravens, Nov 01, 2020 ...2 more at 1. | Interception Return Yards | 96 vs. Indianapolis Colts, Nov 03, 2019 50 at Minnesota Vikings, Dec 16, 2018 |
| Fumble Recoveries | 1 vs. Tennessee Titans, Dec 19, 2021 1 at Dallas Cowboys, Nov 08, 2020 ...3 more at 1. | Special Teams Tackles | 1 vs. Baltimore Ravens, Sep 08, 2019 1 vs. Detroit Lions, Oct 21, 2018 |

SINGLE-GAME HIGHS - POSTSEASON: DEFENSIVE


| | |
|---------------|--------------------------------------|
| Total Tackles | 6 vs. Cleveland Browns, Jan 10, 2021 |
|---------------|--------------------------------------|

2021 GAME-BY-GAME REGULAR-SEASON STATISTICS (STEELERS)

| DATE | OPPONENT | P/S | TACKLES | | | | | | | INTERCEPTIONS | | | | | | | O. FUMB | | | | ST | | | | MISC | | | | W/L | SCORE | | |
|-------------|-------------|-------|---------|----|----|-----|-----|-----|-----|------------------|----|-----|----|----|----|----|---------|----|-----|----|----|---|----|----|------|---|----|-------|--------|-------|---|-------|
| | | | TK | S | A | SK | YDS | TFL | YDS | QBH | NO | YDS | LG | TD | PD | FF | FR | TD | YDS | TK | S | A | FF | FR | S | A | FF | FR | | | S | A |
| 09/12 | at Bills | S | 10 | 6 | 4 | 0.0 | 0.0 | 0 | 0 | 0 | 0 | 0 | 0 | 0 | 0 | 0 | 0 | 0 | 0 | 0 | 0 | 0 | 0 | 0 | 0 | 0 | 0 | 0 | W | 23-16 | | |
| 09/19 | Raiders | S | 6 | 4 | 2 | 0.0 | 0.0 | 0 | 0 | 0 | 0 | 0 | 0 | 0 | 0 | 0 | 0 | 0 | 0 | 0 | 0 | 0 | 0 | 0 | 0 | 0 | 0 | L | 17-26 | | | |
| 09/26 | Bengals | S | 4 | 3 | 1 | 0.0 | 0.0 | 0 | 0 | 0 | 0 | 0 | 0 | 0 | 0 | 0 | 0 | 0 | 0 | 0 | 0 | 0 | 0 | 0 | 0 | 0 | 0 | L | 10-24 | | | |
| 10/03 | at Packers | S | 8 | 6 | 2 | 0.0 | 0.0 | 0 | 0 | 0 | 0 | 0 | 0 | 0 | 0 | 0 | 0 | 0 | 0 | 0 | 0 | 0 | 0 | 0 | 0 | 0 | 0 | L | 17-27 | | | |
| 10/10 | Broncos | S | 10 | 5 | 5 | 0.0 | 0.0 | 1 | 1 | 0 | 0 | 0 | 0 | 0 | 0 | 0 | 0 | 0 | 0 | 0 | 0 | 0 | 0 | 0 | 0 | 0 | 0 | W | 27-19 | | | |
| 10/17 | Seahawks | S | 9 | 7 | 2 | 0.0 | 0.0 | 0 | 0 | 0 | 0 | 0 | 0 | 0 | 1 | 0 | 0 | 0 | 0 | 0 | 0 | 0 | 0 | 0 | 0 | 0 | 0 | W | 23-20+ | | | |
| 10/31 | at Browns | S | 4 | 3 | 1 | 0.0 | 0.0 | 0 | 0 | 0 | 0 | 0 | 0 | 1 | 0 | 0 | 0 | 0 | 0 | 0 | 0 | 0 | 0 | 0 | 0 | 0 | 0 | W | 15-10 | | | |
| 11/08 | Bears | S | 8 | 8 | 0 | 0.0 | 0.0 | 0 | 0 | 0 | 0 | 0 | 0 | 0 | 0 | 0 | 0 | 0 | 0 | 0 | 0 | 0 | 0 | 0 | 0 | 0 | 0 | W | 29-27 | | | |
| 11/14 | Lions | S | 5 | 2 | 3 | 0.0 | 0.0 | 0 | 0 | 0 | 0 | 0 | 0 | 0 | 0 | 0 | 0 | 0 | 0 | 0 | 0 | 0 | 0 | 0 | 0 | 0 | 0 | T | 16-16 | | | |
| 11/21 | at Chargers | | | | | | | | | RESERVE/COVID-19 | | | | | | | | | | | | | | | | | | | | | L | 37-41 |
| 11/28 | at Bengals | S | 9 | 5 | 4 | 0.0 | 0.0 | 0 | 0 | 0 | 1 | 18 | 18 | 0 | 1 | 0 | 0 | 0 | 0 | 0 | 0 | 0 | 0 | 0 | 0 | 0 | 0 | 0 | L | 10-41 | | |
| 12/05 | Ravens | S | 9 | 7 | 2 | 0.0 | 0.0 | 0 | 0 | 0 | 1 | 0 | 0 | 0 | 1 | 0 | 0 | 0 | 0 | 0 | 0 | 0 | 0 | 0 | 0 | 0 | 0 | 0 | W | 20-19 | | |
| 12/09 | at Vikings | S | 6 | 3 | 3 | 0.0 | 0.0 | 0 | 0 | 0 | 0 | 0 | 0 | 1 | 0 | 0 | 0 | 0 | 0 | 0 | 0 | 0 | 0 | 0 | 0 | 0 | 0 | L | 28-36 | | | |
| 12/19 | Titans | S | 14 | 12 | 2 | 0.0 | 0.0 | 0 | 0 | 0 | 0 | 0 | 0 | 0 | 1 | 1 | 0 | -1 | 0 | 0 | 0 | 0 | 0 | 0 | 0 | 0 | 0 | W | 19-13 | | | |
| 2021 TOTALS | | 13-13 | 102 | 71 | 31 | 0.0 | 0.0 | 1 | 1 | 0 | 2 | 18 | 18 | 0 | 4 | 1 | 1 | 0 | -1 | 0 | 0 | 0 | 0 | 0 | 0 | 0 | 0 | 7-6-1 | | | | |
| +- Overtime | | | | | | | | | | | | | | | | | | | | | | | | | | | | | | | | |

2020 GAME-BY-GAME POSTSEASON STATISTICS (STEELERS)

| | | | TACKLES | | | | | | | | INTERCEPTIONS | | | | | | | O. FUMB | | | | ST | | | | MISC | | | | |
|-------------|----------|-----|---------|---|---|-----|-----|-----|-----|-----|---------------|-----|----|----|----|----|----|---------|-----|----|---|----|----|----|---|------|-----|-------|--|--|
| DATE | OPPONENT | P/S | TK | S | A | SK | YDS | TFL | YDS | QBH | NO | YDS | LG | TD | PD | FF | FR | TD | YDS | TK | S | A | FF | FR | S | A | W/L | SCORE | | |
| 01/10 | Browns | S | 6 | 4 | 2 | 0.0 | 0.0 | 0 | 0 | 0 | 0 | 0 | 0 | 0 | 0 | 0 | 0 | 0 | 0 | 0 | 0 | 0 | 0 | 0 | 0 | 0 | L | 37-48 | | |
| 2020 TOTALS | | 1-1 | 6 | 4 | 2 | 0.0 | 0.0 | 0 | 0 | 0 | 0 | 0 | 0 | 0 | 0 | 0 | 0 | 0 | 0 | 0 | 0 | 0 | 0 | 0 | 0 | 0 | 0-1 | | | |



88

PAT FREIERMUTH

(Friar-mooth)

TIGHT END

HEIGHT: 6-5

WEIGHT: 258

COLLEGE: Penn State

BORN: Oct. 25, 1998 (23)

BIRTHPLACE Merrimac, MA

HOW ACQUIRED: D2 '21

NFL EXPERIENCE: R

REGULAR SEASON COMPARISON: RECEIVING - TENNESSEE TITANS

| DATE | OPP | W/L | GP/GS | REC | YDS. | AVG. | TD | LG | TGTS | YAC |
|----------|-------------|-----|-------|-----|------|------|----|----|------|-----|
| 12/19/21 | PIT vs. TEN | W | S | 4 | 37 | 9.3 | 0 | 14 | 4 | 16 |
| 2021 | Steelers | | | | | | | | | |
| TOTALS | | 1/0 | 1/1 | 4 | 37 | 9.3 | 0 | 14 | 4 | 16 |

PAT FREIERMUTH'S NFL REGULAR SEASON RUSHING/RECEIVING STATISTICS

| RECEIVING | | | | | | | | | | | RUSHING | | | | |
|------------|----------|----|----|-----|------|------|----|----|-----|------|---------|----|----|--|--|
| DATE | TEAM | GP | GS | NO. | YDS. | AVG. | LG | TD | NO. | YDS. | AVG. | LG | TD | | |
| 2021 | Steelers | 14 | 9 | 49 | 422 | 8.6 | 24 | 7 | 0 | 0 | 0.0 | 0 | 0 | | |
| NFL TOTALS | | 14 | 9 | 49 | 422 | 8.6 | 24 | 7 | 0 | 0 | 0.0 | 0 | 0 | | |

PAT FREIERMUTH'S NFL REGULAR SEASON RETURN STATISTICS

| KICKOFF RETURNS | | | | | | | | | PUNT RETURNS | | | | | |
|-----------------|----------|------|------|------|----|----|-----|----|--------------|------|----|----|--|--|
| DATE | TEAM | RET. | YDS. | AVG. | LG | TD | NO. | FC | YDS. | AVG. | LG | TD | | |
| 2021 | Steelers | 0 | 0 | 0.0 | 0 | 0 | 0 | 0 | 0 | 0.0 | 0 | 0 | | |
| NFL TOTALS | | 0 | 0 | 0.0 | 0 | 0 | 0 | 0 | 0 | 0.0 | 0 | 0 | | |

SINGLE-GAME HIGHS: RECEIVING

| | | | |
|--------------------|--|-------------------|--|
| Receptions | 7 vs. Seattle Seahawks, Oct 17, 2021 5 vs. Detroit Lions, Nov 14, 2021 ...1 more at 5. | All-Purpose Yards | 58 vs. Seattle Seahawks, Oct 17, 2021 44 at Cleveland Browns, Oct 31, 2021 |
| Receiving Yards | 58 vs. Seattle Seahawks, Oct 17, 2021 44 at Cleveland Browns, Oct 31, 2021 24 at Buffalo Bills, Sep 12, 2021 | Most TDs | 2 vs. Chicago Bears, Nov 08, 2021 1 at Minnesota Vikings, Dec 09, 2021 ...4 more at 1. |
| Longest Receptions | 22 at Cleveland Browns, Oct 31, 2021 | Receiving Average | 11.0 at Cleveland Browns, Oct 31, 2021 10.0 at Cincinnati Bengals, Nov 28, 2021 |
| Receiving TDs | 2 vs. Chicago Bears, Nov 08, 2021 1 at Minnesota Vikings, Dec 09, 2021 ...4 more at 1. | | |

2021 GAME-BY-GAME REGULAR-SEASON STATISTICS (STEELERS)

| RECEIVING | | | | | | | | | | | | | | | | RUSHING | | | | | W/L/T | SCORE |
|--------------|-------------|------|-----|------|------|-----|----|-----|------|------|----|----|-----|------|------|---------|----|-------|--|--------|-------|-------|
| DATE | OPPONENT | P/S | NO. | YDS. | AVG. | LG | TD | NO. | YDS. | AVG. | LG | TD | NO. | YDS. | AVG. | LG | TD | | | | | |
| 09/12 | at Bills | S | 1 | 24 | 24.0 | 24 | 0 | 0 | 0 | 0.0 | 0 | 0 | 0 | 0 | 0.0 | 0 | 0 | W | | 23-16 | | |
| 09/19 | Raiders | S | 4 | 36 | 9.0 | 14 | 0 | 0 | 0 | 0.0 | 0 | 0 | 0 | 0 | 0.0 | 0 | 0 | L | | 17-26 | | |
| 09/26 | Bengals | P | 3 | 22 | 7.3 | 15 | 1 | 0 | 0 | 0.0 | 0 | 0 | 0 | 0 | 0.0 | 0 | 0 | L | | 10-24 | | |
| 10/03 | at Packers | S | 1 | 11 | 11.0 | 11 | 0 | 0 | 0 | 0.0 | 0 | 0 | 0 | 0 | 0.0 | 0 | 0 | L | | 17-27 | | |
| 10/10 | Broncos | P | 2 | 7 | 3.5 | 4 | 0 | 0 | 0 | 0.0 | 0 | 0 | 0 | 0 | 0.0 | 0 | 0 | W | | 27-19 | | |
| 10/17 | Seahawks | P | 7 | 58 | 8.3 | 12 | 0 | 0 | 0 | 0.0 | 0 | 0 | 0 | 0 | 0.0 | 0 | 0 | W | | 23-20+ | | |
| 10/31 | at Browns | P | 4 | 44 | 11.0 | 22 | 1 | 0 | 0 | 0.0 | 0 | 0 | 0 | 0 | 0.0 | 0 | 0 | W | | 15-10 | | |
| 11/08 | Bears | S | 5 | 43 | 8.6 | 13 | 2 | 0 | 0 | 0.0 | 0 | 0 | 0 | 0 | 0.0 | 0 | 0 | W | | 29-27 | | |
| 11/14 | Lions | S | 5 | 31 | 6.2 | 10 | 0 | 0 | 0 | 0.0 | 0 | 0 | 0 | 0 | 0.0 | 0 | 0 | T | | 16-16 | | |
| 11/21 | at Chargers | S | 4 | 11 | 2.8 | 5t | 1 | 0 | 0 | 0.0 | 0 | 0 | 0 | 0 | 0.0 | 0 | 0 | L | | 37-41 | | |
| 11/28 | at Bengals | S | 4 | 40 | 10.0 | 15t | 1 | 0 | 0 | 0.0 | 0 | 0 | 0 | 0 | 0.0 | 0 | 0 | L | | 10-41 | | |
| 12/05 | Ravens | S | 3 | 26 | 8.7 | 17 | 0 | 0 | 0 | 0.0 | 0 | 0 | 0 | 0 | 0.0 | 0 | 0 | W | | 20-19 | | |
| 12/09 | at Vikings | P | 2 | 32 | 16.0 | 17 | 1 | 0 | 0 | 0.0 | 0 | 0 | 0 | 0 | 0.0 | 0 | 0 | L | | 28-36 | | |
| 12/19 | Titans | S | 4 | 37 | 9.3 | 14 | 0 | 0 | 0 | 0.0 | 0 | 0 | 0 | 0 | 0.0 | 0 | 0 | W | | 19-13 | | |
| 2021 TOTALS | | 14-9 | 49 | 422 | 8.6 | 24 | 7 | 0 | 0 | 0.0 | 0 | 0 | 0 | 0 | 0.0 | 0 | 0 | 7-6-1 | | | | |
| + - Overtime | | | | | | | | | | | | | | | | | | | | | | |



ZACH GENTRY

TIGHT END

HEIGHT: 6-8 BIRTHPLACE: Albuquerque, NM
WEIGHT: 265 HOW ACQUIRED: D5 '19
COLLEGE: Michigan NFL EXPERIENCE: 3rd year
BORN: Sep. 10, 1996 (25)

REGULAR SEASON COMPARISON: RECEIVING - TENNESSEE TITANS

| DATE | OPP | W/L | GP/GS | REC | YDS. | AVG. | TD | LG | TGTS | YAC |
|----------|-------------|-----|-------|-----|------|------|----|----|------|-----|
| 12/19/21 | PIT vs. TEN | W | S | 1 | 17 | 17.0 | 0 | 17 | 1 | 20 |
| TOTALS | | 1/0 | 1/1 | 1 | 17 | 17.0 | 0 | 17 | 1 | 20 |

ZACH GENTRY'S NFL REGULAR SEASON RUSHING/RECEIVING STATISTICS

| DATE | TEAM | GP | GS | RECEIVING | | | | | RUSHING | | | | |
|------------|----------|----|----|-----------|------|------|----|----|---------|------|------|----|----|
| | | | | NO. | YDS. | AVG. | LG | TD | NO. | YDS. | AVG. | LG | TD |
| 2019 | Steelers | 4 | 0 | 1 | 4 | 4.0 | 4 | 0 | 0 | 0 | 0.0 | 0 | 0 |
| 2020 | Steelers | 2 | 1 | 0 | 0 | 0.0 | 0 | 0 | 0 | 0 | 0.0 | 0 | 0 |
| 2021 | Steelers | 14 | 9 | 10 | 97 | 9.7 | 24 | 0 | 0 | 0 | 0.0 | 0 | 0 |
| NFL TOTALS | | 20 | 10 | 11 | 101 | 9.2 | 24 | 0 | 0 | 0 | 0.0 | 0 | 0 |

ZACH GENTRY'S NFL POSTSEASON RUSHING/RECEIVING STATISTICS

| DATE | TEAM | GP | GS | RECEIVING | | | | | RUSHING | | | | |
|------------|----------|----|----|-----------|------|------|----|----|---------|------|------|----|----|
| | | | | NO. | YDS. | AVG. | LG | TD | NO. | YDS. | AVG. | LG | TD |
| 2020 | Steelers | 0 | 0 | 0 | 0 | 0.0 | 0 | 0 | 0 | 0 | 0.0 | 0 | 0 |
| NFL TOTALS | | 0 | 0 | 0 | 0 | 0.0 | 0 | 0 | 0 | 0 | 0.0 | 0 | 0 |

ZACH GENTRY'S NFL REGULAR SEASON RETURN STATISTICS

| KICKOFF RETURNS | | | | | | | PUNT RETURNS | | | | | | |
|-----------------|----------|------|------|------|----|----|--------------|----|------|------|----|----|--|
| DATE | TEAM | RET. | YDS. | AVG. | LG | TD | NO. | FC | YDS. | AVG. | LG | TD | |
| 2019 | Steelers | 0 | 0 | 0.0 | 0 | 0 | 0 | 0 | 0 | 0.0 | 0 | 0 | |
| 2020 | Steelers | 0 | 0 | 0.0 | 0 | 0 | 0 | 0 | 0 | 0.0 | 0 | 0 | |
| 2021 | Steelers | 0 | 0 | 0.0 | 0 | 0 | 0 | 0 | 0 | 0.0 | 0 | 0 | |
| NFL TOTALS | | 0 | 0 | 0.0 | 0 | 0 | 0 | 0 | 0 | 0.0 | 0 | 0 | |

ZACH GENTRY'S NFL POSTSEASON RETURN STATISTICS

| KICKOFF RETURNS | | | | | | | PUNT RETURNS | | | | | | |
|-----------------|----------|------|------|------|----|----|--------------|----|------|------|----|----|--|
| DATE | TEAM | RET. | YDS. | AVG. | LG | TD | NO. | FC | YDS. | AVG. | LG | TD | |
| 2020 | Steelers | 0 | 0 | 0.0 | 0 | 0 | 0 | 0 | 0 | 0.0 | 0 | 0 | |
| NFL TOTALS | | 0 | 0 | 0.0 | 0 | 0 | 0 | 0 | 0 | 0.0 | 0 | 0 | |

SINGLE-GAME HIGHS: RECEIVING


| | | | |
|--------------------|---|-----------------------|---|
| Receptions | 3 at Cleveland Browns, Oct 31, 2021 2 vs. Baltimore Ravens, Dec 05, 2021 | All-Purpose Yards | 39 at Cleveland Browns, Oct 31, 2021 17 vs. Tennessee Titans, Dec 19, 2021 |
| Receiving Yards | 39 at Cleveland Browns, Oct 31, 2021 17 vs. Tennessee Titans, Dec 19, 2021 | Miscellaneous Tackles | 1 at San Francisco 49ers, Sep 22, 2019 |
| Longest Receptions | 24 at Cleveland Browns, Oct 31, 2021 17 vs. Tennessee Titans, Dec 19, 2021 | Receiving Average | 13.0 at Cleveland Browns, Oct 31, 2021 |

2021 GAME-BY-GAME REGULAR-SEASON STATISTICS (STEELERS)

| DATE | OPPONENT | P/S | RECEIVING | | | | | RUSHING | | | | | W/L/T | SCORE |
|--------------|-------------|------|-----------|------|------|----|----|---------|------|------|----|----|-------|--------|
| | | | NO. | YDS. | AVG. | LG | TD | NO. | YDS. | AVG. | LG | TD | | |
| 09/12 | at Bills | P | 1 | -2 | -2.0 | -2 | 0 | 0 | 0 | 0.0 | 0 | 0 | W | 23-16 |
| 09/19 | Raiders | P | 0 | 0 | 0.0 | 0 | 0 | 0 | 0 | 0.0 | 0 | 0 | L | 17-26 |
| 09/26 | Bengals | S | 0 | 0 | 0.0 | 0 | 0 | 0 | 0 | 0.0 | 0 | 0 | L | 10-24 |
| 10/03 | at Packers | P | 1 | 10 | 10.0 | 10 | 0 | 0 | 0 | 0.0 | 0 | 0 | L | 17-27 |
| 10/10 | Broncos | S | 1 | 13 | 13.0 | 13 | 0 | 0 | 0 | 0.0 | 0 | 0 | W | 27-19 |
| 10/17 | Seahawks | S | 0 | 0 | 0.0 | 0 | 0 | 0 | 0 | 0.0 | 0 | 0 | W | 23-20+ |
| 10/31 | at Browns | S | 3 | 39 | 13.0 | 24 | 0 | 0 | 0 | 0.0 | 0 | 0 | W | 15-10 |
| 11/08 | Bears | S | 0 | 0 | 0.0 | 0 | 0 | 0 | 0 | 0.0 | 0 | 0 | W | 29-27 |
| 11/14 | Lions | P | 0 | 0 | 0.0 | 0 | 0 | 0 | 0 | 0.0 | 0 | 0 | T | 16-16 |
| 11/21 | at Chargers | P | 0 | 0 | 0.0 | 0 | 0 | 0 | 0 | 0.0 | 0 | 0 | L | 37-41 |
| 11/28 | at Bengals | S | 1 | 10 | 10.0 | 10 | 0 | 0 | 0 | 0.0 | 0 | 0 | L | 10-41 |
| 12/05 | Ravens | S | 2 | 10 | 5.0 | 5 | 0 | 0 | 0 | 0.0 | 0 | 0 | W | 20-19 |
| 12/09 | at Vikings | S | 0 | 0 | 0.0 | 0 | 0 | 0 | 0 | 0.0 | 0 | 0 | L | 28-36 |
| 12/19 | Titans | S | 1 | 17 | 17.0 | 17 | 0 | 0 | 0 | 0.0 | 0 | 0 | W | 19-13 |
| 2021 TOTALS | | 14-9 | 10 | 97 | 9.7 | 24 | 0 | 0 | 0 | 0.0 | 0 | 0 | 7-6-1 | |
| + - Overtime | | | | | | | | | | | | | | |

2020 GAME-BY-GAME POSTSEASON STATISTICS (STEELERS)

| | | | RECEIVING | | | | | RUSHING | | | | | | | |
|-------------|----------|-----|--------------|------|------|----|----|---------|------|------|----|----|-----|-------|-------|
| DATE | OPPONENT | P/S | NO. | YDS. | AVG. | LG | TD | NO. | YDS. | AVG. | LG | TD | W/L | SCORE | |
| 01/10 | Browns | | DID NOT PLAY | | | | | | | | | | | L | 37-48 |
| 2020 TOTALS | | 0-0 | 0 | 0 | 0.0 | 0 | 0 | 0 | 0 | 0.0 | 0 | 0 | 0-1 | | |



54

ULYSEES GILBERT III

INSIDE LINEBACKER

HEIGHT: 6-0

BIRTHPLACE Ocala, FL

WEIGHT: 230

HOW ACQUIRED: D6c '19

COLLEGE: Akron

NFL EXPERIENCE: 3rd year

BORN: Aug. 9, 1997 (24)

ULYSEES GILBERT III'S NFL REGULAR SEASON DEFENSIVE STATISTICS

| DATE | TEAM | GP | GS | TACKLES | | | | | | | INTERCEPTIONS | | | | O. FUMB | | | | ST | | | | MISC | | |
|------------|----------|----|----|---------|---|---|-----|-----|-----|-----|---------------|----|-----|----|---------|----|----|----|----|-----|----|---|------|----|----|
| | | | | TK | S | A | TFL | YDS | SK | YDS | QBH | NO | YDS | LG | TD | PD | FF | FR | TD | YDS | TK | S | A | FF | FR |
| 2019 | Steelers | 7 | 0 | 0 | 0 | 0 | 0 | 0 | 0.0 | 0.0 | 0 | 0 | 0 | 0 | 0 | 0 | 0 | 0 | 5 | 3 | 2 | 0 | 0 | 0 | 0 |
| 2020 | Steelers | 4 | 0 | 2 | 2 | 0 | 0 | 0 | 0.0 | 0.0 | 0 | 0 | 0 | 0 | 0 | 0 | 0 | 0 | 3 | 1 | 2 | 0 | 0 | 0 | 0 |
| 2021 | Steelers | 14 | 0 | 0 | 0 | 0 | 0 | 0 | 0.0 | 0.0 | 0 | 0 | 0 | 0 | 0 | 0 | 0 | 0 | 7 | 4 | 3 | 0 | 0 | 0 | 0 |
| NFL TOTALS | | 25 | 0 | 2 | 2 | 0 | 0 | 0 | 0.0 | 0.0 | 0 | 0 | 0 | 0 | 0 | 0 | 0 | 0 | 15 | 8 | 7 | 0 | 0 | 0 | 0 |

ULYSEES GILBERT III'S NFL POSTSEASON DEFENSIVE STATISTICS

| | | TACKLES | | | | | | | | | | INTERCEPTIONS | | | | O. FUMB | | | | ST | | | | MISC | | | | |
|------------|----------|---------|----|----|---|---|-----|-----|-----|-----|-----|---------------|-----|----|----|---------|----|----|----|-----|----|---|---|------|----|---|---|---|
| DATE | TEAM | GP | GS | TK | S | A | TFL | YDS | SK | YDS | QBH | NO | YDS | LG | TD | PD | FF | FR | TD | YDS | TK | S | A | FF | FR | S | A | |
| 2020 | Steelers | 0 | 0 | 0 | 0 | 0 | 0 | 0 | 0.0 | 0.0 | 0 | 0 | 0 | 0 | 0 | 0 | 0 | 0 | 0 | 0 | 0 | 0 | 0 | 0 | 0 | 0 | 0 | 0 |
| NFL TOTALS | | 0 | 0 | 0 | 0 | 0 | 0 | 0 | 0.0 | 0.0 | 0 | 0 | 0 | 0 | 0 | 0 | 0 | 0 | 0 | 0 | 0 | 0 | 0 | 0 | 0 | 0 | 0 | 0 |

SINGLE-GAME HIGHS: DEFENSIVE

| | | | |
|---------------|----------------------------------|-----------------------|--|
| Total Tackles | 2 at Buffalo Bills, Dec 13, 2020 | Special Teams Tackles | 2 at Buffalo Bills, Dec 13, 2020 |
| | | | 2 vs. Indianapolis Colts, Nov 03, 2019 |
| | | | ...1 more at 2. |

2021 GAME-BY-GAME REGULAR-SEASON STATISTICS (STEELERS)

| DATE | OPPONENT | P/S | TACKLES | | | | | | | INTERCEPTIONS | | | | | O. FUMB | | | ST | | | MISC | | SCORE | | | | |
|--------------|-------------|------|---------|---|---|-----|-----|-----|-----|---------------|----|-----|----|----|---------|----|----|----|-----|----|------|---|-------|----|-------|--------|---|
| | | | TK | S | A | SK | YDS | TFL | YDS | QBH | NO | YDS | LG | TD | PD | FF | FR | TD | YDS | TK | S | A | | FF | FR | S | A |
| 09/12 | at Bills | P | 0 | 0 | 0 | 0.0 | 0.0 | 0 | 0 | 0 | 0 | 0 | 0 | 0 | 0 | 0 | 0 | 0 | 1 | 1 | 0 | 0 | 0 | 0 | W | 23-16 | |
| 09/19 | Raiders | P | 0 | 0 | 0 | 0.0 | 0.0 | 0 | 0 | 0 | 0 | 0 | 0 | 0 | 0 | 0 | 0 | 0 | 0 | 0 | 0 | 0 | 0 | 0 | L | 17-26 | |
| 09/26 | Bengals | P | 0 | 0 | 0 | 0.0 | 0.0 | 0 | 0 | 0 | 0 | 0 | 0 | 0 | 0 | 0 | 0 | 0 | 0 | 0 | 0 | 0 | 0 | 0 | L | 10-24 | |
| 10/03 | at Packers | P | 0 | 0 | 0 | 0.0 | 0.0 | 0 | 0 | 0 | 0 | 0 | 0 | 0 | 0 | 0 | 0 | 0 | 0 | 0 | 0 | 0 | 0 | 0 | L | 17-27 | |
| 10/10 | Broncos | P | 0 | 0 | 0 | 0.0 | 0.0 | 0 | 0 | 0 | 0 | 0 | 0 | 0 | 0 | 0 | 0 | 0 | 1 | 0 | 1 | 0 | 0 | 0 | W | 27-19 | |
| 10/17 | Seahawks | P | 0 | 0 | 0 | 0.0 | 0.0 | 0 | 0 | 0 | 0 | 0 | 0 | 0 | 0 | 0 | 0 | 0 | 1 | 1 | 0 | 0 | 0 | 0 | W | 23-20+ | |
| 10/31 | at Browns | P | 0 | 0 | 0 | 0.0 | 0.0 | 0 | 0 | 0 | 0 | 0 | 0 | 0 | 0 | 0 | 0 | 0 | 0 | 0 | 0 | 0 | 0 | 0 | W | 15-10 | |
| 11/08 | Bears | P | 0 | 0 | 0 | 0.0 | 0.0 | 0 | 0 | 0 | 0 | 0 | 0 | 0 | 0 | 0 | 0 | 0 | 1 | 1 | 0 | 0 | 0 | 0 | W | 29-27 | |
| 11/14 | Lions | P | 0 | 0 | 0 | 0.0 | 0.0 | 0 | 0 | 0 | 0 | 0 | 0 | 0 | 0 | 0 | 0 | 0 | 1 | 0 | 1 | 0 | 0 | 0 | T | 16-16 | |
| 11/21 | at Chargers | P | 0 | 0 | 0 | 0.0 | 0.0 | 0 | 0 | 0 | 0 | 0 | 0 | 0 | 0 | 0 | 0 | 0 | 0 | 0 | 0 | 0 | 0 | 0 | L | 37-41 | |
| 11/28 | at Bengals | P | 0 | 0 | 0 | 0.0 | 0.0 | 0 | 0 | 0 | 0 | 0 | 0 | 0 | 0 | 0 | 0 | 0 | 0 | 0 | 0 | 0 | 0 | 0 | L | 10-41 | |
| 12/05 | Ravens | P | 0 | 0 | 0 | 0.0 | 0.0 | 0 | 0 | 0 | 0 | 0 | 0 | 0 | 0 | 0 | 0 | 0 | 0 | 0 | 0 | 0 | 0 | 0 | W | 20-19 | |
| 12/09 | at Vikings | P | 0 | 0 | 0 | 0.0 | 0.0 | 0 | 0 | 0 | 0 | 0 | 0 | 0 | 0 | 0 | 0 | 0 | 1 | 1 | 0 | 0 | 0 | 0 | L | 28-36 | |
| 12/19 | Titans | P | 0 | 0 | 0 | 0.0 | 0.0 | 0 | 0 | 0 | 0 | 0 | 0 | 0 | 0 | 0 | 0 | 0 | 1 | 1 | 0 | 0 | 0 | 0 | W | 19-13 | |
| 2021 TOTALS | | 14-0 | 0 | 0 | 0 | 0.0 | 0.0 | 0 | 0 | 0 | 0 | 0 | 0 | 0 | 0 | 0 | 0 | 0 | 7 | 4 | 3 | 0 | 0 | 0 | 7-6-1 | | |
| + - Overtime | | | | | | | | | | | | | | | | | | | | | | | | | | | |

2020 GAME-BY-GAME POSTSEASON STATISTICS (STEELERS)

| DATE | OPPONENT | P/S | TACKLES | | | | | | | INTERCEPTIONS | | | | | O. FUMB | | | ST | | | | | MISC | | W/L | SCORE | | | | | | | | | | | | | | | | | | | | | | | | | | | | | | | | | | | | | | | | | | | | | | | | | | | | | | | | | | | | | | | | | | | | | | | | | | | | | | | | | | | | | | | | | | | | | | | | | | | | | | | | | | | | | | | | | | | | | | | | | | | | | | | | | | | | | | | | | | | | | | | | | | | | | | | | | | | | | | | | | | | | | | | | | | | | | | | | | | | | | | | | | | | | | | | | | | | | | | | | | | | | | | | | | | | | | | | | | | | | | | | | | | | | | | | | | | | | | | | | | | | | | | | | | | | | | | | | | | | | | | | | | | | | | | | | | | | | | | | | | | | | | | | | | | | | | | | | | | | | | | | | | | | | | | | | | | | | | | | | | | | | | | | | | | | | | | | | | | | | | | | | | | | | | | | | | | | | | | | | | | | | | | | | | | | | | | | | | | | | | | | | | | | | | | | | | | | | | | | | | | | | | | | | | | | | | | | | | | | | | | | | | | | | | | | | | | | | | | | | | | | | | | | | | | | | | | | | | | | | | | | | | | | | | | | | | | | | | | | | | | | | | | | | | | | | | | | | | | | | | | | | | | | | | | | | | | | | | | | | | | | | | | | | | | | | | | | | | | | | | | | | | | | | | | | | | | | | | | | | | | | | | | | | | | | | | | | | | | | | | | | | | | | | | | | | | | | | | | | | | | | | | | | | | | | | | | | | | | | | | | | | | | | | | | | | | | | | | | | | | | | | | | | | | | | | | | | | | | | | | | | | | | | | | | | | | | | | | | | | | | | | | | | | | | | | | | | | | | | | | | | | | | | | | | | | | | | | | | | | | | | | | | | | | | | | | | | | | | | | | | | | | | | | | | | | | | | | | | | | | | | | | | | | | | | | | | | | | | | | | | | | | | | | | | | | | | | | | | | | | | | | | | | | | | | | | | | | | | | | | | | | | | | | | | | | | | | | | | | | | | | | | | | | | | | | | | | | | | | | | | | | | | | | | | | | | | | | | | | | | | | | | | | | | | | | | | | | | | | | | | | | | | | | | | | | | | | | | | | | | | | | | | | | | | | | | | | | | | | | | | | | | | | | | | | | | | | | | | | | | | | | | | | | | | | | | | | | | | | | | | | | | | | | | | | | | | | | | | | | | | | | | | | | | | | | | | | | | | | | | | | | | | | | | | | | | | | | | | | | | | | | | | | | | | | | | | | | | | | | | | | | | | | | | | | | | | | | | | | | | | | | | | | | | | | | | | | | | | | | | | | | | | | | | | | | | | | | | | | | | | | | | | | | | | | | | | | | | |
|-------------|----------|-----|--------------|---|---|-----|-----|-----|-----|---------------|----|-----|----|----|---------|----|----|----|-----|----|---|---|------|----|-----|-------|---|---|---|---|---|---|---|---|---|---|---|---|---|---|---|---|---|---|---|---|---|---|---|---|---|---|---|---|---|---|---|---|---|---|---|---|---|---|---|---|---|---|---|---|---|---|---|---|---|---|---|---|---|---|---|---|---|---|---|---|---|---|---|---|---|---|---|---|---|---|---|---|---|---|---|---|---|---|---|---|---|---|---|---|---|---|---|---|---|---|---|---|---|---|---|---|---|---|---|---|---|---|---|---|---|---|---|---|---|---|---|---|---|---|---|---|---|---|---|---|---|---|---|---|---|---|---|---|---|---|---|---|---|---|---|---|---|---|---|---|---|---|---|---|---|---|---|---|---|---|---|---|---|---|---|---|---|---|---|---|---|---|---|---|---|---|---|---|---|---|---|---|---|---|---|---|---|---|---|---|---|---|---|---|---|---|---|---|---|---|---|---|---|---|---|---|---|---|---|---|---|---|---|---|---|---|---|---|---|---|---|---|---|---|---|---|---|---|---|---|---|---|---|---|---|---|---|---|---|---|---|---|---|---|---|---|---|---|---|---|---|---|---|---|---|---|---|---|---|---|---|---|---|---|---|---|---|---|---|---|---|---|---|---|---|---|---|---|---|---|---|---|---|---|---|---|---|---|---|---|---|---|---|---|---|---|---|---|---|---|---|---|---|---|---|---|---|---|---|---|---|---|---|---|---|---|---|---|---|---|---|---|---|---|---|---|---|---|---|---|---|---|---|---|---|---|---|---|---|---|---|---|---|---|---|---|---|---|---|---|---|---|---|---|---|---|---|---|---|---|---|---|---|---|---|---|---|---|---|---|---|---|---|---|---|---|---|---|---|---|---|---|---|---|---|---|---|---|---|---|---|---|---|---|---|---|---|---|---|---|---|---|---|---|---|---|---|---|---|---|---|---|---|---|---|---|---|---|---|---|---|---|---|---|---|---|---|---|---|---|---|---|---|---|---|---|---|---|---|---|---|---|---|---|---|---|---|---|---|---|---|---|---|---|---|---|---|---|---|---|---|---|---|---|---|---|---|---|---|---|---|---|---|---|---|---|---|---|---|---|---|---|---|---|---|---|---|---|---|---|---|---|---|---|---|---|---|---|---|---|---|---|---|---|---|---|---|---|---|---|---|---|---|---|---|---|---|---|---|---|---|---|---|---|---|---|---|---|---|---|---|---|---|---|---|---|---|---|---|---|---|---|---|---|---|---|---|---|---|---|---|---|---|---|---|---|---|---|---|---|---|---|---|---|---|---|---|---|---|---|---|---|---|---|---|---|---|---|---|---|---|---|---|---|---|---|---|---|---|---|---|---|---|---|---|---|---|---|---|---|---|---|---|---|---|---|---|---|---|---|---|---|---|---|---|---|---|---|---|---|---|---|---|---|---|---|---|---|---|---|---|---|---|---|---|---|---|---|---|---|---|---|---|---|---|---|---|---|---|---|---|---|---|---|---|---|---|---|---|---|---|---|---|---|---|---|---|---|---|---|---|---|---|---|---|---|---|---|---|---|---|---|---|---|---|---|---|---|---|---|---|---|---|---|---|---|---|---|---|---|---|---|---|---|---|---|---|---|---|---|---|---|---|---|---|---|---|---|---|---|---|---|---|---|---|---|---|---|---|---|---|---|---|---|---|---|---|---|---|---|---|---|---|---|---|---|---|---|---|---|---|---|---|---|---|---|---|---|---|---|---|---|---|---|---|---|---|---|---|---|---|---|---|---|---|---|---|---|---|---|---|---|---|---|---|---|---|---|---|---|---|---|---|---|---|---|---|---|---|---|---|---|---|---|---|---|---|---|---|---|---|---|---|---|---|---|---|---|---|---|---|---|---|---|---|---|---|---|---|---|---|---|---|---|---|---|---|---|---|---|---|---|---|---|---|---|---|---|---|---|---|---|---|---|---|---|---|---|---|---|---|---|---|---|---|---|---|---|---|---|---|---|---|---|---|---|---|---|---|---|---|---|---|---|---|---|---|---|---|---|---|---|---|---|---|---|---|---|---|---|---|---|---|---|---|---|---|---|---|---|---|---|---|---|---|---|---|---|---|---|---|---|---|---|---|---|---|---|---|---|---|---|---|---|---|---|---|---|---|---|---|---|---|---|---|---|---|---|---|---|---|---|---|---|---|---|---|---|---|---|---|---|---|---|---|---|---|---|---|---|---|---|---|---|---|---|---|---|---|---|---|---|---|---|---|---|---|---|---|---|---|---|---|---|---|---|---|---|---|---|---|---|---|---|---|---|---|---|---|---|---|---|---|---|---|---|---|---|---|---|---|---|---|---|---|---|---|---|---|---|---|---|---|---|---|---|---|---|---|---|---|---|---|---|---|---|---|---|---|---|---|---|---|---|---|---|---|---|---|---|---|---|---|---|---|---|---|---|---|---|---|---|---|---|---|---|---|---|---|---|---|---|---|---|---|---|---|---|---|---|---|---|---|---|---|---|---|---|---|---|---|---|---|---|---|---|---|---|---|---|---|---|---|---|---|---|---|---|---|---|---|---|---|---|---|---|---|---|---|---|---|---|---|---|---|---|---|---|---|---|---|---|---|---|---|---|---|
| | | | TK | S | A | SK | YDS | TFL | YDS | QBH | NO | YDS | LG | TD | PD | FF | FR | TD | YDS | TK | S | A | FF | FR | | | S | A | | | | | | | | | | | | | | | | | | | | | | | | | | | | | | | | | | | | | | | | | | | | | | | | | | | | | | | | | | | | | | | | | | | | | | | | | | | | | | | | | | | | | | | | | | | | | | | | | | | | | | | | | | | | | | | | | | | | | | | | | | | | | | | | | | | | | | | | | | | | | | | | | | | | | | | | | | | | | | | | | | | | | | | | | | | | | | | | | | | | | | | | | | | | | | | | | | | | | | | | | | | | | | | | | | | | | | | | | | | | | | | | | | | | | | | | | | | | | | | | | | | | | | | | | | | | | | | | | | | | | | | | | | | | | | | | | | | | | | | | | | | | | | | | | | | | | | | | | | | | | | | | | | | | | | | | | | | | | | | | | | | | | | | | | | | | | | | | | | | | | | | | | | | | | | | | | | | | | | | | | | | | | | | | | | | | | | | | | | | | | | | | | | | | | | | | | | | | | | | | | | | | | | | | | | | | | | | | | | | | | | | | | | | | | | | | | | | | | | | | | | | | | | | | | | | | | | | | | | | | | | | | | | | | | | | | | | | | | | | | | | | | | | | | | | | | | | | | | | | | | | | | | | | | | | | | | | | | | | | | | | | | | | | | | | | | | | | | | | | | | | | | | | | | | | | | | | | | | | | | | | | | | | | | | | | | | | | | | | | | | | | | | | | | | | | | | | | | | | | | | | | | | | | | | | | | | | | | | | | | | | | | | | | | | | | | | | | | | | | | | | | | | | | | | | | | | | | | | | | | | | | | | | | | | | | | | | | | | | | | | | | | | | | | | | | | | | | | | | | | | | | | | | | | | | | | | | | | | | | | | | | | | | | | | | | | | | | | | | | | | | | | | | | | | | | | | | | | | | | | | | | | | | | | | | | | | | | | | | | | | | | | | | | | | | | | | | | | | | | | | | | | | | | | | | | | | | | | | | | | | | | | | | | | | | | | | | | | | | | | | | | | | | | | | | | | | | | | | | | | | | | | | | | | | | | | | | | | | | | | | | | | | | | | | | | | | | | | | | | | | | | | | | | | | | | | | | | | | | | | | | | | | | | | | | | | | | | | | | | | | | | | | | | | | | | | | | | | | | | | | | | | | | | | | | | | | | | | | | | | | | | | | | | | | | | | | | | | | | | | | | | | | | | | | | | | | | | | | | | | | | | | | | | | | | | | | | | | | | | | | | | | | | | | | | | | | | | | | | | | | | | | | | | | | | | | | | | | | | | | | | | | | | | | | | | | | | | | | | | | | | | | | | | | | | | | | | | | | | | | | | | | | | | | | | | | | | | |
| 01/10 | Browns | | DID NOT PLAY | | | | | | | | | | | | | | | | | | | | | | | | | | | | | | | | | | | | | | | | | | | | | | | | | | | | | | | | | | | | | | | | | | | | | | | | | | | | | | | | | | | | | | | | | | | | | | | | | | | | | | | | | | | | | | | | | | | | | | | | | | | | | | | | | | | | | | | | | | | | | | | | | | | | | | | | | | | | | | | | | | | | | | | | | | | | | | | | | | | | | | | | | | | | | | | | | | | | | | | | | | | | | | | | | | | | | | | | | | | | | | | | | | | | | | | | | | | | | | | | | | | | | | | | | | | | | | | | | | | | | | | | | | | | | | | | | | | | | | | | | | | | | | | | | | | | | | | | | | | | | | | | | | | | | | | | | | | | | | | | | | | | | | | | | | | | | | | | | | | | | | | | | | | | | | | | | | | | | | | | | | | | | | | | | | | | | | | | | | | | | | | | | | | | | | | | | | | | | | | | | | | | | | | | | | | | | | | | | | | | | | | | | | | | | | | | | | | | | | | | | | | | | | | | | | | | | | | | | | | | | | | | | | | | | | | | | | | | | | | | | | | | | | | | | | | | | | | | | | | | | | | | | | | | | | | | | | | | | | | | | | | | | | | | | | | | | | | | | | | | | | | | | | | | | | | | | | | | | | | | | | | | | | | | | | | | | | | | | | | | | | | | | | | | | | | | | | | | | | | | | | | | | | | | | | | | | | | | | | | | | | | | | | | | | | | | | | | | | | | | | | | | | | | | | | | | | | | | | | | | | | | | | | | | | | | | | | | | | | | | | | | | | | | | | | | | | | | | | | | | | | | | | | | | | | | | | | | | | | | | | | | | | | | | | | | | | | | | | | | | | | | | | | | | | | | | | | | | | | | | | | | | | | | | | | | | | | | | | | | | | | | | | | | | | | | | | | | | | | | | | | | | | | | | | | | | | | | | | | | | | | | | | | | | | | | | | | | | | | | | | | | | | | | | | | | | | | | | | | | | | | | | | | | | | | | | | | | | | | | | | | | | | | | | | | | | | | | | | | | | | | | | | | | | | | | | | | | | | | | | | | | | | | | | | | | | | | | | | | | | | | | | | | | | | | | | | | | | | | | | | | | | | | | | | | | | | | | | | | | | | | | | | | | | | | | | | | | | | | | | | | | | | | | | | | | | | | | | | | | | | | | | | | | | | | | | | | | | | | | | | | | | | | | | | | | | | | | | | | | | | | | | | | | | | | | | | | | | | | | | | | | | | | | | | | | | | | | | | | | | | | | | | | | | | | | | | | | | | | | | | | | | | | | | | | | | | | | | | | | | | | | | | | | | | | | | | | | | | | | | |
| 2020 TOTALS | | | 0 | 0 | 0 | 0.0 | 0.0 | 0 | 0 | 0 | 0 | 0 | 0 | 0 | 0 | 0 | 0 | 0 | 0 | 0 | 0 | 0 | 0 | 0 | 0 | 0 | 0 | 0 | 0 | 0 | 0 | 0 | 0 | 0 | 0 | 0 | 0 | 0 | 0 | 0 | 0 | 0 | 0 | 0 | 0 | 0 | 0 | 0 | 0 | 0 | 0 | 0 | 0 | 0 | 0 | 0 | 0 | 0 | 0 | 0 | 0 | 0 | 0 | 0 | 0 | 0 | 0 | 0 | 0 | 0 | 0 | 0 | 0 | 0 | 0 | 0 | 0 | 0 | 0 | 0 | 0 | 0 | 0 | 0 | 0 | 0 | 0 | 0 | 0 | 0 | 0 | 0 | 0 | 0 | 0 | 0 | 0 | 0 | 0 | 0 | 0 | 0 | 0 | 0 | 0 | 0 | 0 | 0 | 0 | 0 | 0 | 0 | 0 | 0 | 0 | 0 | 0 | 0 | 0 | 0 | 0 | 0 | 0 | 0 | 0 | 0 | 0 | 0 | 0 | 0 | 0 | 0 | 0 | 0 | 0 | 0 | 0 | 0 | 0 | 0 | 0 | 0 | 0 | 0 | 0 | 0 | 0 | 0 | 0 | 0 | 0 | 0 | 0 | 0 | 0 | 0 | 0 | 0 | 0 | 0 | 0 | 0 | 0 | 0 | 0 | 0 | 0 | 0 | 0 | 0 | 0 | 0 | 0 | 0 | 0 | 0 | 0 | 0 | 0 | 0 | 0 | 0 | 0 | 0 | 0 | 0 | 0 | 0 | 0 | 0 | 0 | 0 | 0 | 0 | 0 | 0 | 0 | 0 | 0 | 0 | 0 | 0 | 0 | 0 | 0 | 0 | 0 | 0 | 0 | 0 | 0 | 0 | 0 | 0 | 0 | 0 | 0 | 0 | 0 | 0 | 0 | 0 | 0 | 0 | 0 | 0 | 0 | 0 | 0 | 0 | 0 | 0 | 0 | 0 | 0 | 0 | 0 | 0 | 0 | 0 | 0 | 0 | 0 | 0 | 0 | 0 | 0 | 0 | 0 | 0 | 0 | 0 | 0 | 0 | 0 | 0 | 0 | 0 | 0 | 0 | 0 | 0 | 0 | 0 | 0 | 0 | 0 | 0 | 0 | 0 | 0 | 0 | 0 | 0 | 0 | 0 | 0 | 0 | 0 | 0 | 0 | 0 | 0 | 0 | 0 | 0 | 0 | 0 | 0 | 0 | 0 | 0 | 0 | 0 | 0 | 0 | 0 | 0 | 0 | 0 | 0 | 0 | 0 | 0 | 0 | 0 | 0 | 0 | 0 | 0 | 0 | 0 | 0 | 0 | 0 | 0 | 0 | 0 | 0 | 0 | 0 | 0 | 0 | 0 | 0 | 0 | 0 | 0 | 0 | 0 | 0 | 0 | 0 | 0 | 0 | 0 | 0 | 0 | 0 | 0 | 0 | 0 | 0 | 0 | 0 | 0 | 0 | 0 | 0 | 0 | 0 | 0 | 0 | 0 | 0 | 0 | 0 | 0 | 0 | 0 | 0 | 0 | 0 | 0 | 0 | 0 | 0 | 0 | 0 | 0 | 0 | 0 | 0 | 0 | 0 | 0 | 0 | 0 | 0 | 0 | 0 | 0 | 0 | 0 | 0 | 0 | 0 | 0 | 0 | 0 | 0 | 0 | 0 | 0 | 0 | 0 | 0 | 0 | 0 | 0 | 0 | 0 | 0 | 0 | 0 | 0 | 0 | 0 | 0 | 0 | 0 | 0 | 0 | 0 | 0 | 0 | 0 | 0 | 0 | 0 | 0 | 0 | 0 | 0 | 0 | 0 | 0 | 0 | 0 | 0 | 0 | 0 | 0 | 0 | 0 | 0 | 0 | 0 | 0 | 0 | 0 | 0 | 0 | 0 | 0 | 0 | 0 | 0 | 0 | 0 | 0 | 0 | 0 | 0 | 0 | 0 | 0 | 0 | 0 | 0 | 0 | 0 | 0 | 0 | 0 | 0 | 0 | 0 | 0 | 0 | 0 | 0 | 0 | 0 | 0 | 0 | 0 | 0 | 0 | 0 | 0 | 0 | 0 | 0 | 0 | 0 | 0 | 0 | 0 | 0 | 0 | 0 | 0 | 0 | 0 | 0 | 0 | 0 | 0 | 0 | 0 | 0 | 0 | 0 | 0 | 0 | 0 | 0 | 0 | 0 | 0 | 0 | 0 | 0 | 0 | 0 | 0 | 0 | 0 | 0 | 0 | 0 | 0 | 0 | 0 | 0 | 0 | 0 | 0 | 0 | 0 | 0 | 0 | 0 | 0 | 0 | 0 | 0 | 0 | 0 | 0 | 0 | 0 | 0 | 0 | 0 | 0 | 0 | 0 | 0 | 0 | 0 | 0 | 0 | 0 | 0 | 0 | 0 | 0 | 0 | 0 | 0 | 0 | 0 | 0 | 0 | 0 | 0 | 0 | 0 | 0 | 0 | 0 | 0 | 0 | 0 | 0 | 0 | 0 | 0 | 0 | 0 | 0 | 0 | 0 | 0 | 0 | 0 | 0 | 0 | 0 | 0 | 0 | 0 | 0 | 0 | 0 | 0 | 0 | 0 | 0 | 0 | 0 | 0 | 0 | 0 | 0 | 0 | 0 | 0 | 0 | 0 | 0 | 0 | 0 | 0 | 0 | 0 | 0 | 0 | 0 | 0 | 0 | 0 | 0 | 0 | 0 | 0 | 0 | 0 | 0 | 0 | 0 | 0 | 0 | 0 | 0 | 0 | 0 | 0 | 0 | 0 | 0 | 0 | 0 | 0 | 0 | 0 | 0 | 0 | 0 | 0 | 0 | 0 | 0 | 0 | 0 | 0 | 0 | 0 | 0 | 0 | 0 | 0 | 0 | 0 | 0 | 0 | 0 | 0 | 0 | 0 | 0 | 0 | 0 | 0 | 0 | 0 | 0 | 0 | 0 | 0 | 0 | 0 | 0 | 0 | 0 | 0 | 0 | 0 | 0 | 0 | 0 | 0 | 0 | 0 | 0 | 0 | 0 | 0 | 0 | 0 | 0 | 0 | 0 | 0 | 0 | 0 | 0 | 0 | 0 | 0 | 0 | 0 | 0 | 0 | 0 | 0 | 0 | 0 | 0 | 0 | 0 | 0 | 0 | 0 | 0 | 0 | 0 | 0 | 0 | 0 | 0 | 0 | 0 | 0 | 0 | 0 | 0 | 0 | 0 | 0 | 0 | 0 | 0 | 0 | 0 | 0 | 0 | 0 | 0 | 0 | 0 | 0 | 0 | 0 | 0 | 0 | 0 | 0 | 0 | 0 | 0 | 0 | 0 | 0 | 0 | 0 | 0 | 0 | 0 | 0 | 0 | 0 | 0 | 0 | 0 | 0 | 0 | 0 | 0 | 0 | 0 | 0 | 0 | 0 | 0 | 0 | 0 | 0 | 0 | 0 | 0 | 0 | 0 | 0 | 0 | 0 | 0 | 0 | 0 | 0 | 0 | 0 | 0 | 0 | 0 | 0 | 0 | 0 | 0 | 0 | 0 | 0 | 0 | 0 | 0 | 0 | 0 | 0 | 0 | 0 | 0 | 0 | 0 | 0 | 0 | 0 | 0 | 0 | 0 | 0 | 0 | 0 | 0 | 0 | 0 | 0 | 0 | 0 | 0 | 0 | 0 | 0 | 0 | 0 | 0 | 0 | 0 | 0 | 0 | 0 | 0 | 0 | 0 | 0 | 0 | 0 | 0 | 0 | 0 | 0 | 0 | 0 | 0 | 0 | 0 | 0 | 0 | 0 | 0 | 0 | 0 | 0 | 0 | 0 | 0 | 0 | 0 | 0 | 0 | 0 | 0 | 0 | 0 | 0 | 0 | 0 | 0 | 0 | 0 | 0 | 0 | 0 | 0 | 0 | 0 | 0 | 0 | 0 | 0 | 0 | 0 | 0 | 0 | 0 | 0 | 0 | 0 | 0 | 0 | 0 | 0 | 0 | 0 | 0 | 0 | 0 | 0 | 0 | 0 | 0 | 0 | 0 | 0 | 0 | 0 | 0 | 0 | 0 | 0 | 0 | 0 | 0 | 0 | 0 | 0 | 0 | 0 | 0 | 0 | 0 | 0 | 0 | 0 | 0 | 0 | 0 | 0 | 0 | 0 | 0 | 0 | 0 | 0 | 0 | 0 | 0 | 0 | 0 | 0 | 0 | 0 | 0 | 0 | 0 | 0 | 0 | 0 | 0 | 0 | 0 | 0 | 0 | 0 | 0 | 0 | 0 | 0 | 0 | 0 | 0 | 0 | 0 | 0 | 0 | 0 | 0 | 0 | 0 | 0 | 0 | 0 | 0 | 0 | 0 | 0 | 0 | 0 | 0 | 0 | 0 | 0 | 0 | 0 | 0 | 0 | 0 | 0 | 0 | 0 | 0 | 0 | 0 | 0 | 0 | 0 | 0 | 0 | 0 | 0 | 0 | 0 | 0 | 0 | 0 | 0 | 0 | 0 | 0 | 0 | 0 | 0 | 0 | 0 | 0 | 0 | 0 | 0 | 0 | 0 | 0 | 0 | 0 | 0 | 0 | 0 | 0 | 0 | 0 | 0 | 0 | 0 | 0 | 0 | 0 | 0 | 0 | 0 | 0 | 0 | 0 | 0 | 0 | 0 | 0 | 0 | 0 | 0 | 0 | 0 | 0 | 0 | 0 | 0 | 0 | 0 | 0 | 0 | 0 | 0 | 0 | 0 | 0 | 0 | 0 | 0 | 0 | 0 | 0 | 0 | 0 | 0 | 0 | 0 | 0 | 0 | 0 | 0 | 0 | 0 | 0 | 0 | 0 | 0 | 0 | 0 | 0 | 0 | 0 | 0 | 0 | 0 | 0 | 0 | 0 | 0 | 0 | 0 | 0 | 0 | 0 | 0 | 0 | 0 | 0 | 0 | 0 | 0 | 0 | 0 | 0 | 0 | 0 | 0 | 0 | 0 | 0 | 0 | 0 | 0 | 0 | 0 | 0 | 0 | 0 | 0 | 0 | 0 | 0 | 0 | 0 | 0 | 0 | 0 | 0 | 0 | 0 | 0 | 0 | 0 | 0 | 0 |



53

KENDRICK GREEN

CENTER

HEIGHT: 6-4

WEIGHT: 315

COLLEGE: Illinois

BORN: Dec. 22, 1998 (22)

BIRTHPLACE Peoria, IL

HOW ACQUIRED: D3 '21

NFL EXPERIENCE: R

KENDRICK GREEN'S NFL REGULAR SEASON STATISTICS

| DATE | TEAM | GP | GS |
|------------|----------|----|----|
| 2021 | Steelers | 14 | 14 |
| NFL TOTALS | | 14 | 14 |

2021 GAME-BY-GAME REGULAR-SEASON STATISTICS (STEELERS)

| DATE | OPPONENT | P/S | W/L/T | SCORE |
|--------------|-------------|-------|-------|--------|
| 09/12 | at Bills | S | W | 23-16 |
| 09/19 | Raiders | S | L | 17-26 |
| 09/26 | Bengals | S | L | 10-24 |
| 10/03 | at Packers | S | L | 17-27 |
| 10/10 | Broncos | S | W | 27-19 |
| 10/17 | Seahawks | S | W | 23-20+ |
| 10/31 | at Browns | S | W | 15-10 |
| 11/08 | Bears | S | W | 29-27 |
| 11/14 | Lions | S | T | 16-16 |
| 11/21 | at Chargers | S | L | 37-41 |
| 11/28 | at Bengals | S | L | 10-41 |
| 12/05 | Ravens | S | W | 20-19 |
| 12/09 | at Vikings | S | L | 28-36 |
| 12/19 | Titans | S | W | 19-13 |
| 2021 TOTALS | | 14-14 | 7-6-1 | |
| + - Overtime | | | | |



JOE HADEN
CORNERBACK

HEIGHT: 5-11 BIRTHPLACE: Fort Washington, MD
WEIGHT: 195 HOW ACQUIRED: FA '17
COLLEGE: Florida NFL EXPERIENCE: 12th year
BORN: Apr. 14, 1989 (32)



REGULAR SEASON COMPARISON: DEFENSIVE - TENNESSEE TITANS

| DATE | OPP | W/L | GP/GS | TACKLES | | | | ASST | SACK | YDS. | INT | TFL | PD | QBH | TD | MISC | | |
|----------|-------------|-----|-------|---------|------|--|--|------|------|------|-----|-----|----|-----|----|------|----|---|
| | | | | TOT | SOLO | | | | | | | | | | | FF | FR | |
| 10/2/11 | CLV vs. TEN | L | S | 1 | 1 | | | 0 | 0.0 | 0.0 | 0 | 0 | 2 | 0 | 0 | 0 | 0 | 0 |
| 10/5/14 | CLV @ TEN | W | S | 4 | 2 | | | 2 | 0.0 | 0.0 | 0 | 0 | 0 | 0 | 0 | 0 | 0 | 0 |
| 9/20/15 | CLV vs. TEN | W | S | 6 | 4 | | | 2 | 0.0 | 0.0 | 0 | 0 | 1 | 0 | 0 | 0 | 0 | 1 |
| 10/25/20 | PIT @ TEN | W | S | 7 | 4 | | | 3 | 0.0 | 0.0 | 0 | 1 | 1 | 0 | 0 | 0 | 0 | 0 |
| 12/19/21 | PIT vs. TEN | W | S | 2 | 2 | | | 0 | 0.0 | 0.0 | 0 | 0 | 0 | 0 | 0 | 0 | 0 | 1 |
| TOTALS | | 4/1 | 5/5 | 20 | 13 | | | 7 | 0.0 | 0.0 | 0 | 1 | 4 | 0 | 0 | 0 | 0 | 2 |

JOE HADEN'S NFL REGULAR SEASON DEFENSIVE STATISTICS

| DATE | TEAM | GP | GS | TK | S | TACKLES | | | | YDS | QBH | INTERCEPTIONS | | | | O. FUMBS | | | | ST | | | | MISC | | | |
|------------------------------------|----------|-----|-----|-----|-----|---------|-----|-----|-----|-----|-----|---------------|-----|----|----|----------|----|----|----|-----|----|---|---|------|----|---|---|
| | | | | | | A | TFL | YDS | SK | | | NO | YDS | LG | TD | PD | FF | FR | TD | YDS | TK | S | A | FF | FR | S | A |
| 2010 | Browns | 16 | 7 | 56 | 49 | 7 | 0 | 1.0 | 5.0 | 0 | 6 | 101 | 62 | 0 | 18 | 1 | 0 | 0 | 0 | 8 | 8 | 0 | 0 | 0 | 0 | | |
| 2011 | Browns | 15 | 15 | 65 | 53 | 12 | 2 | 0 | 0.0 | 1 | 0 | 0 | 0 | 0 | 19 | 1 | 1 | 0 | 0 | 0 | 0 | 0 | 0 | 0 | 0 | | |
| 2012 | Browns | 11 | 11 | 51 | 40 | 11 | 0 | 0 | 0.0 | 0 | 3 | 64 | 50 | 0 | 11 | 1 | 1 | 0 | 0 | 0 | 0 | 0 | 0 | 0 | 0 | | |
| 2013 | Browns | 15 | 15 | 54 | 43 | 11 | 0 | 0 | 0.0 | 0.0 | 0 | 4 | 57 | 29 | 1 | 20 | 0 | 0 | 0 | 0 | 0 | 0 | 0 | 0 | 0 | | |
| 2014 | Browns | 15 | 15 | 73 | 58 | 15 | 1 | 3 | 0.0 | 0.0 | 0 | 3 | 0 | 0 | 20 | 1 | 2 | 0 | 34 | 0 | 0 | 0 | 0 | 0 | 0 | | |
| 2015 | Browns | 5 | 5 | 22 | 18 | 4 | 0 | 0 | 0.0 | 0.0 | 0 | 0 | 0 | 0 | 2 | 0 | 1 | 0 | 0 | 0 | 0 | 0 | 0 | 0 | 0 | | |
| 2016 | Browns | 13 | 13 | 48 | 37 | 11 | 0 | 0 | 0.0 | 0.0 | 0 | 3 | 9 | 9 | 0 | 11 | 0 | 0 | 0 | 0 | 0 | 0 | 0 | 0 | 0 | | |
| 2017 | Browns | 1 | 1 | 0 | 0 | 0 | 0 | 0 | 0.0 | 0.0 | 0 | 0 | 0 | 0 | 0 | 0 | 0 | 0 | 0 | 0 | 0 | 0 | 0 | 0 | 0 | | |
| Went from Cleveland to Pittsburgh. | | | | | | | | | | | | | | | | | | | | | | | | | | | |
| 2017 | Steelers | 10 | 10 | 20 | 18 | 2 | 1 | 3 | 1.0 | 3.0 | 1 | 1 | 1 | 1 | 0 | 7 | 0 | 0 | 0 | 0 | 0 | 0 | 0 | 0 | 0 | 0 | |
| 2017 | TOTAL | 11 | 11 | 20 | 18 | 2 | 1 | 3 | 1.0 | 3.0 | 1 | 1 | 1 | 1 | 0 | 7 | 0 | 0 | 0 | 0 | 0 | 0 | 0 | 0 | 0 | 0 | |
| 2018 | Steelers | 15 | 15 | 63 | 51 | 12 | 2 | 2 | 0.0 | 0.0 | 0 | 2 | 0 | 0 | 12 | 1 | 0 | 0 | 0 | 0 | 0 | 0 | 0 | 0 | 0 | 0 | |
| 2019 | Steelers | 16 | 16 | 65 | 59 | 6 | 3 | 7 | 0.0 | 0.0 | 0 | 5 | 20 | 16 | 0 | 17 | 1 | 1 | 0 | 3 | 0 | 0 | 0 | 0 | 0 | 0 | |
| 2020 | Steelers | 14 | 14 | 52 | 44 | 8 | 2 | 1 | 0.0 | 0.0 | 0 | 2 | 38 | 24 | 1 | 12 | 0 | 0 | 0 | 0 | 0 | 0 | 0 | 0 | 0 | 0 | |
| 2021 | Steelers | 9 | 9 | 26 | 17 | 9 | 0 | 0 | 0.0 | 0.0 | 0 | 0 | 0 | 0 | 0 | 5 | 1 | 1 | 0 | 0 | 0 | 0 | 0 | 0 | 0 | 0 | |
| NFL TOTALS | | 155 | 146 | 595 | 487 | 108 | 11 | 16 | 3.0 | 8.0 | 2 | 29 | 290 | 62 | 2 | 154 | 7 | 6 | 0 | 37 | 8 | 8 | 0 | 0 | 0 | 0 | |

JOE HADEN'S NFL POSTSEASON DEFENSIVE STATISTICS

| DATE | TEAM | GP | GS | TK | S | TACKLES | | | | YDS | QBH | INTERCEPTIONS | | | | O. FUMBS | | | | ST | | | | MISC. | | | |
|------------|----------|----|----|----|---|---------|-----|-----|-----|-----|-----|---------------|-----|----|----|----------|----|----|----|-----|----|---|---|-------|----|---|---|
| | | | | | | TFL | YDS | SK | | | | NO | YDS | LG | TD | PD | FF | FR | TD | YDS | TK | S | A | FF | FR | S | A |
| 2017 | Steelers | 1 | 1 | 4 | 4 | 0 | 0 | 0.0 | 0.0 | 0 | 0 | 0 | 0 | 0 | 1 | 0 | 0 | 0 | 0 | 0 | 0 | 0 | 0 | 0 | 0 | 0 | 0 |
| 2020 | Steelers | 0 | 0 | 0 | 0 | 0 | 0 | 0.0 | 0.0 | 0 | 0 | 0 | 0 | 0 | 0 | 0 | 0 | 0 | 0 | 0 | 0 | 0 | 0 | 0 | 0 | 0 | 0 |
| NFL TOTALS | | 1 | 1 | 4 | 4 | 0 | 0 | 0.0 | 0.0 | 0 | 0 | 0 | 0 | 0 | 1 | 0 | 0 | 0 | 0 | 0 | 0 | 0 | 0 | 0 | 0 | 0 | 0 |

SINGLE-GAME HIGHS: DEFENSIVE

| | | | |
|-------------------|--|----------------------------------|---|
| Total Tackles | 13 vs. Houston Texans, Nov 16, 2014 12 vs. New England Patriots, Dec 16, 2018 | Tackles For Loss | 2 vs. Cleveland Browns, Oct 28, 2018 1 vs. Baltimore Ravens, Dec 02, 2020 ...8 more at 1. |
| Sacks | 1.0 vs. Pittsburgh Steelers, Sep 10, 2017 1.0 vs. Cincinnati Bengals, Sep 11, 2011 ...1 more at 1.0. | Interceptions | 2 at Arizona Cardinals, Dec 08, 2019 2 vs. Baltimore Ravens, Sep 18, 2016 ...1 more at 2. |
| Passes Defensed | 5 vs. Los Angeles Rams, Nov 10, 2019 5 vs. Cincinnati Bengals, Sep 11, 2011 | Interception Return Yards | 62 at Pittsburgh Steelers, Oct 17, 2010 50 vs. Philadelphia Eagles, Sep 09, 2012 |
| Forced Fumbles | 1 at Buffalo Bills, Sep 12, 2021 1 vs. Los Angeles Rams, Nov 10, 2019 ...5 more at 1. | Special Teams Tackles | 2 vs. Cincinnati Bengals, Oct 03, 2010 2 vs. Kansas City Chiefs, Sep 19, 2010 |
| Fumble Recoveries | 1 vs. Tennessee Titans, Dec 19, 2021 1 at Baltimore Ravens, Dec 29, 2019 ...4 more at 1. | Longest Opponent's Fumble Return | 34 vs. Oakland Raiders, Oct 26, 2014 3 at Baltimore Ravens, Dec 29, 2019 |

SINGLE-GAME HIGHS - POSTSEASON: DEFENSIVE

| | | | |
|---------------|--|-----------------|--|
| Total Tackles | 4 vs. Jacksonville Jaguars, Jan 14, 2018 | Passes Defensed | 1 vs. Jacksonville Jaguars, Jan 14, 2018 |
|---------------|--|-----------------|--|

SINGLE-GAME HIGHS: RUSHING/RECEIVING

| | |
|------------------------|--|
| All-Purpose Yards | 107 at Pittsburgh Steelers, Oct 17, 2010 |
| Kickoff Returns | 51 vs. New York Jets, Nov 14, 2010 |
| Kickoff Return Yards | 2 at Pittsburgh Steelers, Oct 17, 2010 |
| Longest Kickoff Return | 45 at Pittsburgh Steelers, Oct 17, 2010 |
| Fair Catches | 32 vs. New York Jets, Nov 14, 2010 |
| | 24 at Pittsburgh Steelers, Oct 17, 2010 |
| | 2 vs. Cincinnati Bengals, Dec 11, 2016 |
| | 1 at Dallas Cowboys, Nov 08, 2020 |

| | |
|-----------------------|--|
| Punt Return Yards | 13 vs. Baltimore Ravens, Sep 18, 2016 |
| Longest Punt Return | 5 vs. New England Patriots, Oct 09, 2016 |
| Punt Returns | 13 vs. Baltimore Ravens, Sep 18, 2016 |
| Special Teams Tackles | 5 vs. New England Patriots, Oct 09, 2016 |
| Most TDs | 1 vs. Baltimore Ravens, Sep 18, 2016 |
| | 2 vs. Cincinnati Bengals, Oct 03, 2010 |
| | 2 vs. Kansas City Chiefs, Sep 19, 2010 |
| | 1 vs. Baltimore Ravens, Dec 02, 2020 |
| | 1 at Cincinnati Bengals, Nov 17, 2013 |

2021 GAME-BY-GAME REGULAR-SEASON STATISTICS (STEELERS)

| DATE | OPPONENT | P/S | TACKLES | | | | | | | INTERCEPTIONS | | | | | O. FUMB | | | ST | | | | MISC | | W/L | SCORE | | |
|-------------|-------------|-----|------------------|----|---|-----|-----|-----|-----|---------------|----|-----|----|----|---------|----|----|----|-----|----|---|------|----|-------|-------|--------|-------|
| | | | TK | S | A | SK | YDS | TFL | YDS | QBH | NO | YDS | LG | TD | PD | FF | FR | TD | YDS | TK | S | A | FF | | | FR | S |
| 09/12 | at Bills | S | 5 | 3 | 2 | 0.0 | 0.0 | 0 | 0 | 0 | 0 | 0 | 0 | 0 | 1 | 0 | 0 | 0 | 0 | 0 | 0 | 0 | 0 | 0 | 0 | W | 23-16 |
| 09/19 | Raiders | | ON INACTIVE LIST | | | | | | | | | | | | | | | | | | | | L | 17-26 | | | |
| 09/26 | Bengals | S | 2 | 1 | 1 | 0.0 | 0.0 | 0 | 0 | 0 | 0 | 0 | 0 | 0 | 0 | 0 | 0 | 0 | 0 | 0 | 0 | 0 | 0 | 0 | L | 10-24 | |
| 10/03 | at Packers | S | 5 | 2 | 3 | 0.0 | 0.0 | 0 | 0 | 0 | 0 | 0 | 0 | 1 | 0 | 0 | 0 | 0 | 0 | 0 | 0 | 0 | 0 | 0 | L | 17-27 | |
| 10/10 | Broncos | S | 5 | 3 | 2 | 0.0 | 0.0 | 0 | 0 | 0 | 0 | 0 | 0 | 1 | 0 | 0 | 0 | 0 | 0 | 0 | 0 | 0 | 0 | 0 | W | 27-19 | |
| 10/17 | Seahawks | S | 3 | 2 | 1 | 0.0 | 0.0 | 0 | 0 | 0 | 0 | 0 | 0 | 0 | 0 | 0 | 0 | 0 | 0 | 0 | 0 | 0 | 0 | 0 | W | 23-20+ | |
| 10/31 | at Browns | S | 2 | 2 | 0 | 0.0 | 0.0 | 0 | 0 | 0 | 0 | 0 | 0 | 1 | 0 | 0 | 0 | 0 | 0 | 0 | 0 | 0 | 0 | 0 | W | 15-10 | |
| 11/08 | Bears | S | 1 | 1 | 0 | 0.0 | 0.0 | 0 | 0 | 0 | 0 | 0 | 0 | 1 | 0 | 0 | 0 | 0 | 0 | 0 | 0 | 0 | 0 | 0 | W | 29-27 | |
| 11/14 | Lions | S | 1 | 1 | 0 | 0.0 | 0.0 | 0 | 0 | 0 | 0 | 0 | 0 | 1 | 0 | 0 | 0 | 0 | 0 | 0 | 0 | 0 | 0 | 0 | T | 16-16 | |
| 11/21 | at Chargers | | ON INACTIVE LIST | | | | | | | | | | | | | | | | | | | | L | 37-41 | | | |
| 11/28 | at Bengals | | ON INACTIVE LIST | | | | | | | | | | | | | | | | | | | | L | 10-41 | | | |
| 12/05 | Ravens | | ON INACTIVE LIST | | | | | | | | | | | | | | | | | | | | W | 20-19 | | | |
| 12/09 | at Vikings | | INACTIVE | | | | | | | | | | | | | | | | | | | | L | 28-36 | | | |
| 12/19 | Titans | S | 2 | 2 | 0 | 0.0 | 0.0 | 0 | 0 | 0 | 0 | 0 | 0 | 0 | 0 | 1 | 0 | 0 | 0 | 0 | 0 | 0 | 0 | 0 | W | 19-13 | |
| 2021 TOTALS | | 9-9 | 26 | 17 | 9 | 0.0 | 0.0 | 0 | 0 | 0 | 0 | 0 | 0 | 5 | 1 | 1 | 0 | 0 | 0 | 0 | 0 | 0 | 0 | 0 | 0 | 7-6-1 | |


+ - Overtime

2020 GAME-BY-GAME POSTSEASON STATISTICS (STEELERS)

| DATE | OPPONENT | P/S | TACKLES | | | | | | | INTERCEPTIONS | | | | | O. FUMB | | | ST | | | | MISC | | W/L | SCORE | | |
|-------------|----------|-----|--------------|---|---|-----|-----|-----|-----|---------------|----|-----|----|----|---------|----|----|----|-----|----|---|------|----|-----|-------|-----|-------|
| | | | TK | S | A | SK | YDS | TFL | YDS | QBH | NO | YDS | LG | TD | PD | FF | FR | TD | YDS | TK | S | A | FF | | | FR | S |
| 01/10 | Browns | | DID NOT PLAY | | | | | | | | | | | | | | | | | | | | | | | L | 37-48 |
| 2020 TOTALS | | | 0 | 0 | 0 | 0.0 | 0.0 | 0 | 0 | 0 | 0 | 0 | 0 | 0 | 0 | 0 | 0 | 0 | 0 | 0 | 0 | 0 | 0 | 0 | 0 | 0-1 | |

2017 GAME-BY-GAME POSTSEASON STATISTICS (STEELERS)

| DATE | OPPONENT | P/S | TACKLES | | | | | | | INTERCEPTIONS | | | | | O. FUMB | | | ST | | | | MISC | | W/L | SCORE | | |
|-------------|----------|-----|---------|---|---|-----|-----|-----|-----|---------------|----|-----|----|----|---------|----|----|----|-----|----|---|------|----|-----|-------|-----|-------|
| | | | TK | S | A | SK | YDS | TFL | YDS | QBH | NO | YDS | LG | TD | PD | FF | FR | TD | YDS | TK | S | A | FF | | | FR | S |
| 01/14 | Jaguars | S | 4 | 4 | 0 | 0.0 | 0.0 | 0 | 0 | 0 | 0 | 0 | 0 | 1 | 0 | 0 | 0 | 0 | 0 | 0 | 0 | 0 | 0 | 0 | 0 | L | 42-45 |
| 2017 TOTALS | | 1-1 | 4 | 4 | 0 | 0.0 | 0.0 | 0 | 0 | 0 | 0 | 0 | 0 | 1 | 0 | 0 | 0 | 0 | 0 | 0 | 0 | 0 | 0 | 0 | 0 | 0-1 | |



71

JOE HAEG

TACKLE

HEIGHT: 6-6

BIRTHPLACE Lake Shore, MN

WEIGHT: 298

HOW ACQUIRED: UFA '21

COLLEGE: North Dakota State

NFL EXPERIENCE: 6th year

BORN: Mar. 11, 1993 (28)

JOE HAEG'S NFL REGULAR SEASON STATISTICS

| DATE | TEAM | GP | GS |
|------------|------------|----|----|
| 2016 | Colts | 15 | 14 |
| 2017 | Colts | 16 | 15 |
| 2018 | Colts | 8 | 6 |
| 2019 | Colts | 16 | 0 |
| 2020 | Buccaneers | 12 | 3 |
| 2021 | Steelers | 9 | 1 |
| NFL TOTALS | | 76 | 39 |

JOE HAEG'S NFL POSTSEASON STATISTICS

| DATE | TEAM | GP | GS |
|------------|------------|----|----|
| 2018 | Colts | 2 | 0 |
| 2020 | Buccaneers | 4 | 0 |
| NFL TOTALS | | 6 | 0 |

2021 GAME-BY-GAME REGULAR-SEASON STATISTICS (STEELERS)

| DATE | OPPONENT | P/S | | W/L/T | SCORE |
|-------------|-------------|-----|---------------------------|-------|--------|
| 09/12 | at Bills | P | | W | 23-16 |
| 09/19 | Raiders | P | | L | 17-26 |
| 09/26 | Bengals | P | | L | 10-24 |
| 10/03 | at Packers | S | | L | 17-27 |
| 10/10 | Broncos | P | | W | 27-19 |
| 10/17 | Seahawks | P | | W | 23-20+ |
| 10/31 | at Browns | | DID NOT PLAY (NON-INJURY) | W | 15-10 |
| 11/08 | Bears | | DID NOT PLAY (NON-INJURY) | W | 29-27 |
| 11/14 | Lions | P | | T | 16-16 |
| 11/21 | at Chargers | P | | L | 37-41 |
| 11/28 | at Bengals | | DID NOT PLAY (NON-INJURY) | L | 10-41 |
| 12/05 | Ravens | | RESERVE/COVID-19 | W | 20-19 |
| 12/09 | at Vikings | | RESERVE/COVID-19 | L | 28-36 |
| 12/19 | Titans | P | | W | 19-13 |
| 2021 TOTALS | | 9-1 | | 7-6-1 | |


+ - Overtime

2020 GAME-BY-GAME POSTSEASON STATISTICS (BUCCANEERS)

| DATE | OPPONENT | P/S | | W/L | SCORE |
|-------------|---------------|-----|--|-----|-------|
| 01/09 | at Washington | P | | W | 31-23 |
| 01/17 | at Saints | P | | W | 30-20 |
| 01/24 | at Packers | P | | W | 31-26 |
| 02/07 | Chiefs | P | | W | 31-9 |
| 2020 TOTALS | | 4-0 | | 4-0 | |

2018 GAME-BY-GAME POSTSEASON STATISTICS (COLTS)

| DATE | OPPONENT | P/S | | W/L | SCORE |
|-------------|-----------|-----|--|-----|-------|
| 01/05 | at Texans | P | | W | 21-7 |
| 01/12 | at Chiefs | P | | L | 13-31 |
| 2018 TOTALS | | 2-0 | | 1-1 | |



22

NAJEE HARRIS

(NAHjee)

HEIGHT: 6-1 BIRTHPLACE: Antioch, CA

WEIGHT: 232 HOW ACQUIRED: D1 '21

COLLEGE: Alabama NFL EXPERIENCE: R

BORN: Mar. 9, 1998 (23)

REGULAR SEASON COMPARISON: RECEIVING - TENNESSEE TITANS

| DATE | OPP | W/L | GP/GS | REC | YDS. | AVG. | TD | LG | TGTS | YAC |
|----------|-------------|-----|-------|-----|------|------|----|----|------|-----|
| 12/19/21 | PIT vs. TEN | W | S | 2 | 8 | 4.0 | 0 | 5 | 5 | 12 |
| TOTALS | | 1/0 | 1/1 | 2 | 8 | 4.0 | 0 | 5 | 5 | 12 |

NAJEE HARRIS' NFL REGULAR SEASON RUSHING/RECEIVING STATISTICS

| RUSHING | | | | | | | | | RECEIVING | | | | |
|------------|----------|----|----|-----|------|------|----|----|-----------|------|------|-----|----|
| DATE | TEAM | GP | GS | NO. | YDS. | AVG. | LG | TD | NO. | YDS. | AVG. | LG | TD |
| 2021 | Steelers | 14 | 14 | 249 | 891 | 3.6 | 23 | 6 | 62 | 405 | 6.5 | 25t | 3 |
| NFL TOTALS | | 14 | 14 | 249 | 891 | 3.6 | 23 | 6 | 62 | 405 | 6.5 | 25T | 3 |

NAJEE HARRIS' NFL REGULAR SEASON RETURN STATISTICS

| KICKOFF RETURNS | | | | | | | PUNT RETURNS | | | | | |
|-----------------|----------|------|------|------|----|----|--------------|----|------|------|----|----|
| DATE | TEAM | RET. | YDS. | AVG. | LG | TD | NO. | FC | YDS. | AVG. | LG | TD |
| 2021 | Steelers | 0 | 0 | 0.0 | 0 | 0 | 0 | 0 | 0 | 0.0 | 0 | 0 |
| NFL TOTALS | | 0 | 0 | 0.0 | 0 | 0 | 0 | 0 | 0 | 0.0 | 0 | 0 |

SINGLE-GAME HIGHS: RUSHING/RECEIVING

| | | | |
|-----------------|--|--------------------|--|
| Rush Attempts | 26 vs. Detroit Lions, Nov 14, 2021 26 at Cleveland Browns, Oct 31, 2021 | Longest Receptions | 25t vs. Las Vegas Raiders, Sep 19, 2021 21 vs. Cincinnati Bengals, Sep 26, 2021 |
| Rushing Yards | 122 vs. Denver Broncos, Oct 10, 2021 105 vs. Detroit Lions, Nov 14, 2021 | Receiving TDs | 1 vs. Seattle Seahawks, Oct 17, 2021 1 vs. Las Vegas Raiders, Sep 19, 2021 |
| Longest Runs | 23 at Minnesota Vikings, Dec 09, 2021 20 vs. Denver Broncos, Oct 10, 2021 ...1 more at 20. | All-Purpose Yards | 142 vs. Denver Broncos, Oct 10, 2021 142 vs. Cincinnati Bengals, Sep 26, 2021 |
| Rushing TDs | 1 at Minnesota Vikings, Dec 09, 2021 1 at Los Angeles Chargers, Nov 21, 2021 ...4 more at 1. | Most TDs | 2 at Minnesota Vikings, Dec 09, 2021 1 at Los Angeles Chargers, Nov 21, 2021 ...6 more at 1. |
| Receptions | 14 vs. Cincinnati Bengals, Sep 26, 2021 6 vs. Seattle Seahawks, Oct 17, 2021 ...1 more at 6. | Rushing Average | 5.3 vs. Denver Broncos, Oct 10, 2021 4.7 at Minnesota Vikings, Dec 09, 2021 |
| Receiving Yards | 102 vs. Cincinnati Bengals, Sep 26, 2021 46 vs. Seattle Seahawks, Oct 17, 2021 | Receiving Average | 9.7 at Cleveland Browns, Oct 31, 2021 8.6 vs. Las Vegas Raiders, Sep 19, 2021 |

100-YARD RECEIVING GAMES (1): REGULAR SEASON


| DATE | TEAM | NO. | YDS. | AVG. | LG | TD |
|----------|---------|-----|------|------|----|----|
| 09/26/21 | BENGALS | 14 | 102 | 7.3 | 21 | 0 |

100-YARD RUSHING GAMES (2): REGULAR SEASON

| DATE | TEAM | ATT. | YDS. | AVG. | LG | TD |
|----------|---------|------|------|------|----|----|
| 10/10/21 | BRONCOS | 23 | 122 | 5.3 | 20 | 1 |
| 11/14/21 | LIONS | 26 | 105 | 4.0 | 12 | 0 |

2021 GAME-BY-GAME REGULAR-SEASON STATISTICS (STEELERS)

| DATE | OPPONENT | P/S | RUSHING | | | | | RECEIVING | | | | | W/L/T | SCORE |
|--------------|-------------|-------|---------|------|------|----|----|-----------|------|------|-----|----|-------|--------|
| | | | NO. | YDS. | AVG. | LG | TD | NO. | YDS. | AVG. | LG | TD | | |
| 09/12 | at Bills | S | 16 | 45 | 2.8 | 18 | 0 | 1 | 4 | 4.0 | 4 | 0 | W | 23-16 |
| 09/19 | Raiders | S | 10 | 38 | 3.8 | 14 | 0 | 5 | 43 | 8.6 | 25t | 1 | L | 17-26 |
| 09/26 | Bengals | S | 14 | 40 | 2.9 | 20 | 0 | 14 | 102 | 7.3 | 21 | 0 | L | 10-24 |
| 10/03 | at Packers | S | 15 | 62 | 4.1 | 11 | 1 | 6 | 29 | 4.8 | 9 | 0 | L | 17-27 |
| 10/10 | Broncos | S | 23 | 122 | 5.3 | 20 | 1 | 2 | 20 | 10.0 | 14 | 0 | W | 27-19 |
| 10/17 | Seahawks | S | 24 | 81 | 3.4 | 10 | 0 | 6 | 46 | 7.7 | 12 | 1 | W | 23-20+ |
| 10/31 | at Browns | S | 26 | 91 | 3.5 | 11 | 1 | 3 | 29 | 9.7 | 20 | 0 | W | 15-10 |
| 11/08 | Bears | S | 22 | 62 | 2.8 | 13 | 1 | 3 | 16 | 5.3 | 9 | 0 | W | 29-27 |
| 11/14 | Lions | S | 26 | 105 | 4.0 | 12 | 0 | 4 | 28 | 7.0 | 10 | 0 | T | 16-16 |
| 11/21 | at Chargers | S | 12 | 39 | 3.3 | 12 | 1 | 5 | 20 | 4.0 | 7 | 0 | L | 37-41 |
| 11/28 | at Bengals | S | 8 | 23 | 2.9 | 5 | 0 | 3 | 14 | 4.7 | 12 | 0 | L | 10-41 |
| 12/05 | Ravens | S | 21 | 71 | 3.4 | 13 | 0 | 5 | 36 | 7.2 | 18 | 0 | W | 20-19 |
| 12/09 | at Vikings | S | 20 | 94 | 4.7 | 23 | 1 | 3 | 10 | 3.3 | 6 | 1 | L | 28-36 |
| 12/19 | Titans | S | 12 | 18 | 1.5 | 7 | 0 | 2 | 8 | 4.0 | 5 | 0 | W | 19-13 |
| 2021 TOTALS | | 14-14 | 249 | 891 | 3.6 | 23 | 6 | 62 | 405 | 6.5 | 25T | 3 | 7-6-1 | |
| + - Overtime | | | | | | | | | | | | | | |



6

PRESSLEY HARVIN III

PUNTER

HEIGHT: 6-0

BIRTHPLACE: Alcolu, SC

WEIGHT: 255

HOW ACQUIRED: D7b '21

COLLEGE: Georgia Tech

NFL EXPERIENCE: R

BORN: Sep. 17, 1998 (23)

REGULAR SEASON COMPARISON: PUNTING - TENNESSEE TITANS

| DATE | OPP | W/L | GP/GS | NO. | YDS. | AVG. | TB | IN20 | LG |
|----------|-------------|-----|-------|-----|------|------|----|------|----|
| 12/19/21 | PIT vs. TEN | W | P | 5 | 199 | 39.8 | 0 | 1 | 51 |
| TOTALS | | 1/0 | 1/0 | 5 | 199 | 39.8 | 0 | 1 | 51 |

PRESSLEY HARVIN III'S NFL REGULAR SEASON PUNTING STATISTICS

| DATE | TEAM | GP | NO. | YDS. | AVG. | OPP. RET. | YDS. | NET YDS. | AVG. | TB | IN20 | LG | BK |
|------------|----------|----|-----|-------|------|-----------|------|----------|------|----|------|----|----|
| 2021 | Steelers | 14 | 62 | 2,684 | 43.3 | 26 | 261 | 2,363 | 38.1 | 3 | 22 | 64 | 0 |
| NFL TOTALS | | 14 | 62 | 2,684 | 43.3 | 26 | 261 | 2,363 | 38.1 | 3 | 22 | 64 | 0 |

SINGLE-GAME HIGHS: PUNTER

| | | | |
|---------------------|--|-----------------|--|
| Punts | 7 vs. Seattle Seahawks, Oct 17, 2021 6 at Minnesota Vikings, Dec 09, 2021 ...1 more at 6. | Net Punting Avg | 47.0 at Los Angeles Chargers, Nov 21, 2021 46.5 vs. Denver Broncos, Oct 10, 2021 64 vs. Baltimore Ravens, Dec 05, 2021 |
| Gross Punting Yards | 335 vs. Seattle Seahawks, Oct 17, 2021 280 vs. Detroit Lions, Nov 14, 2021 59.5 vs. Denver Broncos, Oct 10, 2021 | Longest Punts | 63 vs. Denver Broncos, Oct 10, 2021 4 vs. Seattle Seahawks, Oct 17, 2021 3 vs. Detroit Lions, Nov 14, 2021 |
| Gross Punting Avg | 49.3 vs. Las Vegas Raiders, Sep 19, 2021 295 vs. Seattle Seahawks, Oct 17, 2021 | Inside the 20 | ...1 more at 3. |
| Net Punting Yards | 227 at Minnesota Vikings, Dec 09, 2021 | | |

2021 GAME-BY-GAME REGULAR-SEASON STATISTICS (STEELERS)

| DATE | OPPONENT | | NO. | YDS. | AVG. | OPP. RET. | YDS. | NET YDS. | AVG | TB | IN20 | LG | BK | W/L/T | SCORE | |
|--------------|-------------|---|-----|------|-------|-----------|------|----------|-------|------|------|----|----|-------|--------|--|
| 09/12 | at Bills | P | 5 | 207 | 41.4 | 1 | 1 | 206 | 41.2 | 0 | 2 | 51 | 0 | W | 23-16 | |
| 09/19 | Raiders | P | 4 | 197 | 49.3 | 2 | 26 | 171 | 42.8 | 0 | 3 | 59 | 0 | L | 17-26 | |
| 09/26 | Bengals | P | 4 | 162 | 40.5 | 2 | 9 | 153 | 38.3 | 0 | 1 | 50 | 0 | L | 10-24 | |
| 10/03 | at Packers | P | 3 | 102 | 34.0 | 1 | 0 | 102 | 34.0 | 0 | 1 | 45 | 0 | L | 17-27 | |
| 10/10 | Broncos | P | 2 | 119 | 59.5 | 2 | 26 | 93 | 46.5 | 0 | 0 | 63 | 0 | W | 27-19 | |
| 10/17 | Seahawks | P | 7 | 335 | 47.9 | 3 | 20 | 295 | 42.1 | 1 | 4 | 58 | 0 | W | 23-20+ | |
| 10/31 | at Browns | P | 4 | 176 | 44.0 | 2 | 1 | 175 | 43.8 | 0 | 1 | 56 | 0 | W | 15-10 | |
| 11/08 | Bears | P | 5 | 196 | 39.2 | 0 | 0 | 176 | 35.2 | 1 | 2 | 46 | 0 | W | 29-27 | |
| 11/14 | Lions | P | 6 | 280 | 46.7 | 3 | 71 | 189 | 31.5 | 1 | 3 | 61 | 0 | T | 16-16 | |
| 11/21 | at Chargers | P | 1 | 46 | 46.0 | 1 | -1 | 47 | 47.0 | 0 | 0 | 46 | 0 | L | 37-41 | |
| 11/28 | at Bengals | P | 5 | 190 | 38.0 | 2 | 17 | 173 | 34.6 | 0 | 2 | 42 | 0 | L | 10-41 | |
| 12/05 | Ravens | P | 5 | 217 | 43.4 | 2 | 12 | 205 | 41.0 | 0 | 1 | 64 | 0 | W | 20-19 | |
| 12/09 | at Vikings | P | 6 | 258 | 43.0 | 3 | 31 | 227 | 37.8 | 0 | 1 | 49 | 0 | L | 28-36 | |
| 12/19 | Titans | P | 5 | 199 | 39.8 | 2 | 48 | 151 | 30.2 | 0 | 1 | 51 | 0 | W | 19-13 | |
| 2021 TOTALS | | | 14 | 62 | 2,684 | 43.3 | 26 | 261 | 2,363 | 38.1 | 3 | 22 | 64 | 0 | 7-6-1 | |
| + - Overtime | | | | | | | | | | | | | | | | |

2021 PITTSBURGH STEELERS

89

UPDATED PLAYER BIOS



DWAYNE HASKINS
QUARTERBACK

HEIGHT: 6-4 BIRTHPLACE Highland Park, NJ
WEIGHT: 230 HOW ACQUIRED: FA '21
COLLEGE: Ohio State NFL EXPERIENCE: 3rd year
BORN: May. 3, 1997 (24)

DWAYNE HASKINS' NFL REGULAR SEASON PASSING STATISTICS

| DATE | TEAM | GP | GS | ATT. | CMP. | PCT. | YDS | AVG. | TD | INT. | LG | SK | LST | RATE |
|--------|------------|----|----|------|------|------|-------|------|----|------|-----|----|-----|------|
| 2019 | Washington | 9 | 7 | 203 | 119 | 58.6 | 1,365 | 6.7 | 7 | 7 | 75t | 29 | 204 | 76.1 |
| 2020 | Washington | 7 | 6 | 241 | 148 | 61.4 | 1,439 | 6.0 | 5 | 7 | 50 | 20 | 141 | 73.0 |
| 2021 | Steelers | 0 | 0 | 0 | 0 | 0.0 | 0 | 0.0 | 0 | 0 | 0 | 0 | 0 | 0.0 |
| TOTALS | | 16 | 13 | 444 | 267 | 60.1 | 2,804 | 6.3 | 12 | 14 | 75T | 49 | 345 | 74.4 |

DWAYNE HASKINS' NFL POSTSEASON PASSING STATISTICS

| DATE | TEAM | GP | GS | ATT. | CMP. | PCT. | YDS | AVG. | TD | INT. | LG | SK | LST | RATE |
|--------|------------|----|----|------|------|------|-----|------|----|------|----|----|-----|------|
| 2020 | Washington | 0 | 0 | 0 | 0 | 0.0 | 0 | 0.0 | 0 | 0 | 0 | 0 | 0 | 0.0 |
| TOTALS | | 0 | 0 | 0 | 0 | 0.0 | 0 | 0.0 | 0 | 0 | 0 | 0 | 0 | 0.0 |

DWAYNE HASKINS' NFL REGULAR SEASON RUSHING STATISTICS

| DATE | TEAM | NO. | YDS. | AVG. | LG | TD |
|--------|------------|-----|------|------|----|----|
| 2019 | Washington | 20 | 101 | 5.1 | 23 | 0 |
| 2020 | Washington | 20 | 46 | 2.3 | 19 | 1 |
| 2021 | Steelers | 0 | 0 | 0.0 | 0 | 0 |
| TOTALS | | 40 | 147 | 3.7 | 23 | 1 |

DWAYNE HASKINS' NFL POSTSEASON RUSHING STATISTICS

| DATE | TEAM | NO. | YDS. | AVG. | LG | TD |
|--------|------------|-----|------|------|----|----|
| 2020 | Washington | 0 | 0 | 0.0 | 0 | 0 |
| TOTALS | | 0 | 0 | 0.0 | 0 | 0 |

DWAYNE HASKINS' NFL REGULAR SEASON PASSING/RUSHING STATISTICS

| DATE | TEAM | GP | GS | PASSING | | | | | | | | | | | RUSHING | | | | |
|--------|------------|----|----|---------|------|------|-------|------|----|------|-----|----|-----|------|---------|------|------|----|----|
| | | | | ATT. | CMP. | PCT. | YDS | AVG. | TD | INT. | LG | SK | LST | RATE | NO. | YDS. | AVG. | LG | TD |
| 2019 | Washington | 9 | 7 | 203 | 119 | 58.6 | 1,365 | 6.7 | 7 | 7 | 75t | 29 | 204 | 76.1 | 20 | 101 | 5.1 | 23 | 0 |
| 2020 | Washington | 7 | 6 | 241 | 148 | 61.4 | 1,439 | 6.0 | 5 | 7 | 50 | 20 | 141 | 73.0 | 20 | 46 | 2.3 | 19 | 1 |
| 2021 | Steelers | 0 | 0 | 0 | 0 | 0.0 | 0 | 0.0 | 0 | 0 | 0 | 0 | 0 | 0.0 | 0 | 0 | 0.0 | 0 | 0 |
| TOTALS | | 16 | 13 | 444 | 267 | 60.1 | 2,804 | 6.3 | 12 | 14 | 75T | 49 | 345 | 74.4 | 40 | 147 | 3.7 | 23 | 1 |

DWAYNE HASKINS' NFL POSTSEASON PASSING/RUSHING STATISTICS

| DATE | TEAM | GP | GS | PASSING | | | | | | | | | | | RUSHING | | | | |
|--------|------------|----|----|---------|------|------|-----|------|----|------|----|----|-----|------|---------|------|------|----|----|
| | | | | ATT. | CMP. | PCT. | YDS | AVG. | TD | INT. | LG | SK | LST | RATE | NO. | YDS. | AVG. | LG | TD |
| 2020 | Washington | 0 | 0 | 0 | 0 | 0.0 | 0 | 0.0 | 0 | 0 | 0 | 0 | 0 | 0.0 | 0 | 0 | 0.0 | 0 | 0 |
| TOTALS | | 0 | 0 | 0 | 0 | 0.0 | 0 | 0.0 | 0 | 0 | 0 | 0 | 0 | 0.0 | 0 | 0 | 0.0 | 0 | 0 |

SINGLE-GAME HIGHS: QUARTERBACK

Pass Attempts 55 vs. Seattle Seahawks, Dec 20, 2020
45 vs. Baltimore Ravens, Oct 04, 2020
Pass Completions 38 vs. Seattle Seahawks, Dec 20, 2020
32 vs. Baltimore Ravens, Oct 04, 2020
Yards Passing 314 vs. Baltimore Ravens, Oct 04, 2020
295 vs. Seattle Seahawks, Dec 20, 2020
TD Passes 2 at Cleveland Browns, Sep 27, 2020
2 vs. New York Giants, Dec 22, 2019
...2 more at 2.
Long Passes 75t vs. Philadelphia Eagles, Dec 15, 2019
50 vs. Carolina Panthers, Dec 27, 2020
Completion Percentage 80.0 vs. New York Giants, Dec 22, 2019
71.1 vs. Baltimore Ravens, Oct 04, 2020

Passer Rating 143.2 vs. New York Giants, Dec 22, 2019
121.3 vs. Philadelphia Eagles, Dec 15, 2019
Rush Attempts 7 vs. Philadelphia Eagles, Sep 13, 2020
4 at San Francisco 49ers, Dec 13, 2020
...2 more at 4.
Rushing Yards 28 vs. Seattle Seahawks, Dec 20, 2020
28 vs. Detroit Lions, Nov 24, 2019
Longest Runs 23 vs. Philadelphia Eagles, Dec 15, 2019
19 vs. Philadelphia Eagles, Sep 13, 2020
Rushing TDs 1 vs. Baltimore Ravens, Oct 04, 2020

300-YARD PASSING GAMES (1): REGULAR SEASON


| DATE | TEAM | NO. | YDS. | AVG. | LG | TD |
|----------|--------|-----|------|------|----|----|
| 10/04/20 | RAVENS | 32 | 314 | 9.8 | 40 | 0 |

2021 GAME-BY-GAME REGULAR-SEASON STATISTICS (STEELERS)

| DATE | OPPONENT | P/S | PASSING | | | | | | | | | | RUSHING | | | | W/L/T | SCORE |
|--------------|-------------|-----|---------|-----|-----|-----|-----|-----|---------------------------|-----|----|-------|---------|-----|-----|----|-------|--------|
| | | | ATT | CMP | YDS | PCT | Y/A | Y/C | TD | INT | LG | SK/YD | RATE | ATT | YDS | LG | TD | |
| 09/12 | at Bills | | | | | | | | ON INACTIVE LIST | | | | | | | | W | 23-16 |
| 09/19 | Raiders | | | | | | | | ON INACTIVE LIST | | | | | | | | L | 17-26 |
| 09/26 | Bengals | | | | | | | | ON INACTIVE LIST | | | | | | | | L | 10-24 |
| 10/03 | at Packers | | | | | | | | ON INACTIVE LIST | | | | | | | | L | 17-27 |
| 10/10 | Broncos | | | | | | | | ON INACTIVE LIST | | | | | | | | W | 27-19 |
| 10/17 | Seahawks | | | | | | | | ON INACTIVE LIST | | | | | | | | W | 23-20+ |
| 10/31 | at Browns | | | | | | | | ON INACTIVE LIST | | | | | | | | W | 15-10 |
| 11/08 | Bears | | | | | | | | ON INACTIVE LIST | | | | | | | | W | 29-27 |
| 11/14 | Lions | | | | | | | | DID NOT PLAY (NON-INJURY) | | | | | | | | T | 16-16 |
| 11/21 | at Chargers | | | | | | | | ON INACTIVE LIST | | | | | | | | L | 37-41 |
| 11/28 | at Bengals | | | | | | | | ON INACTIVE LIST | | | | | | | | L | 10-41 |
| 12/05 | Ravens | | | | | | | | ON INACTIVE LIST | | | | | | | | W | 20-19 |
| 12/09 | at Vikings | | | | | | | | INACTIVE | | | | | | | | L | 28-36 |
| 12/19 | Titans | | | | | | | | ON INACTIVE LIST | | | | | | | | W | 19-13 |
| 2021 TOTALS | | 0-0 | 0 | 0 | 0 | 0.0 | 0.0 | 0.0 | 0 | 0 | 0 | 0/0 | 0.0 | 0 | 0 | 0 | 0 | 7-6-1 |
| + - Overtime | | | | | | | | | | | | | | | | | | |

2020 GAME-BY-GAME POSTSEASON STATISTICS (WASHINGTON)

| DATE | OPPONENT | P/S | PASSING | | | | | | | | | | RUSHING | | | | W/L | SCORE |
|-------------|------------|-----|---------|-----|-----|-----|-----|-----|--------------|-----|----|-------|---------|-----|-----|----|-----|-------|
| | | | ATT | CMP | YDS | PCT | Y/A | Y/C | TD | INT | LG | SK/YD | RATE | ATT | YDS | LG | TD | |
| 01/09 | Buccaneers | | | | | | | | DID NOT PLAY | | | | | | | | L | 23-31 |
| 2020 TOTALS | | 0-0 | 0 | 0 | 0 | 0.0 | 0.0 | 0.0 | 0 | 0 | 0 | 0/0 | 0.0 | 0 | 0 | 0 | 0 | 0-1 |



CAMERON HEYWARD

DEFENSIVE TACKLE

HEIGHT: 6-5
WEIGHT: 295
COLLEGE: Ohio State
BORN: May. 6, 1989 (32)

BIRTHPLACE Pittsburgh, PA
HOW ACQUIRED: D1 '11
NFL EXPERIENCE: 11th year

AP AP
PRO FOOTBALL HALL OF FAME
'17 '19 '18 '19 '20

REGULAR SEASON COMPARISON: DEFENSIVE - TENNESSEE TITANS

| DATE | OPP | W/L | GP/GS | TACKLES | | | ASST | SACK | YDS. | INT | TFL | PD | QBH | TD | MISC | | |
|----------|-------------|-----|-------|---------|------|--|------|------|------|-----|-----|----|-----|----|------|----|---|
| | | | | TOT | SOLO | | | | | | | | | | FF | FR | |
| 10/9/11 | PIT vs. TEN | W | P | 2 | 2 | | 0 | 1.0 | 8.0 | 0 | 0 | 0 | 1 | 0 | 1 | 0 | 0 |
| 10/11/12 | PIT @ TEN | L | P | 1 | 0 | | 1 | 0.0 | 0.0 | 0 | 0 | 0 | 0 | 0 | 0 | 0 | 0 |
| 9/8/13 | PIT vs. TEN | L | P | 1 | 1 | | 0 | 0.0 | 0.0 | 0 | 0 | 0 | 0 | 0 | 0 | 0 | 0 |
| 11/17/14 | PIT @ TEN | W | S | 2 | 1 | | 1 | 0.0 | 0.0 | 0 | 0 | 0 | 1 | 0 | 0 | 0 | 0 |
| 11/16/17 | PIT @ TEN | W | S | 3 | 2 | | 1 | 2.0 | 23.0 | 0 | 2 | 0 | 3 | 0 | 0 | 0 | 0 |
| 10/25/20 | PIT @ TEN | W | S | 2 | 0 | | 2 | 0.0 | 0.0 | 0 | 0 | 0 | 1 | 0 | 0 | 0 | 0 |
| 12/19/21 | PIT vs. TEN | W | S | 6 | 2 | | 4 | 0.5 | 5.0 | 0 | 0 | 0 | 1 | 0 | 0 | 0 | 0 |
| TOTALS | | 5/2 | 7/4 | 17 | 8 | | 9 | 3.5 | 36.0 | 0 | 2 | 0 | 7 | 0 | 1 | 0 | 0 |

CAMERON HEYWARD'S NFL REGULAR SEASON DEFENSIVE STATISTICS

| DATE | TEAM | GP | GS | TK | S | TACKLES | | | YDS | QBH | INTERCEPTIONS | | | | O. FUMB | | | ST | | | MISC | | |
|------------|----------|-----|-----|-----|-----|---------|-----|-----|------|-------|---------------|-----|----|----|---------|----|----|----|-----|----|------|---|----|
| | | | | | | TFL | YDS | SK | | | NO | YDS | LG | TD | PD | FF | FR | TD | YDS | TK | S | A | FF |
| 2011 | Steelers | 16 | 0 | 11 | 10 | 1 | 0 | 1.0 | 8.0 | 3 | 0 | 0 | 0 | 0 | 1 | 1 | 0 | 0 | 0 | 0 | 0 | 0 | 0 |
| 2012 | Steelers | 16 | 0 | 20 | 13 | 7 | 2 | 0 | 1.5 | 5.0 | 3 | 0 | 0 | 0 | 0 | 0 | 0 | 0 | 0 | 0 | 0 | 0 | |
| 2013 | Steelers | 16 | 13 | 59 | 35 | 24 | 7 | 51 | 5.0 | 41.0 | 10 | 0 | 0 | 0 | 7 | 0 | 1 | 0 | 8 | 0 | 0 | 0 | 0 |
| 2014 | Steelers | 16 | 16 | 53 | 33 | 20 | 11 | 54 | 7.5 | 47.0 | 16 | 0 | 0 | 0 | 4 | 0 | 0 | 0 | 0 | 0 | 0 | 0 | |
| 2015 | Steelers | 16 | 16 | 54 | 39 | 15 | 15 | 69 | 7.0 | 35.0 | 13 | 0 | 0 | 0 | 2 | 1 | 0 | 0 | 0 | 0 | 0 | 0 | |
| 2016 | Steelers | 7 | 7 | 21 | 17 | 4 | 4 | 18 | 3.0 | 16.0 | 5 | 0 | 0 | 0 | 4 | 0 | 1 | 0 | 1 | 0 | 0 | 0 | |
| 2017 | Steelers | 15 | 15 | 45 | 30 | 15 | 16 | 78 | 12.0 | 71.0 | 22 | 0 | 0 | 0 | 3 | 2 | 1 | 0 | 0 | 0 | 0 | 0 | |
| 2018 | Steelers | 16 | 16 | 51 | 29 | 22 | 10 | 55 | 8.0 | 60.0 | 18 | 0 | 0 | 0 | 3 | 1 | 1 | 0 | 0 | 0 | 0 | 0 | |
| 2019 | Steelers | 16 | 16 | 83 | 51 | 32 | 11 | 53 | 9.0 | 61.0 | 23 | 0 | 0 | 0 | 6 | 1 | 0 | 0 | 0 | 0 | 0 | 0 | |
| 2020 | Steelers | 15 | 15 | 54 | 30 | 24 | 7 | 20 | 4.0 | 28.5 | 19 | 1 | 0 | 0 | 3 | 0 | 0 | 0 | 0 | 0 | 0 | 0 | |
| 2021 | Steelers | 14 | 14 | 73 | 41 | 32 | 11 | 50 | 7.0 | 48.5 | 13 | 1 | 0 | 0 | 7 | 1 | 1 | 0 | 0 | 0 | 0 | 0 | |
| NFL TOTALS | | 163 | 128 | 524 | 328 | 196 | 94 | 448 | 65.0 | 421.0 | 145 | 2 | 0 | 0 | 0 | 40 | 7 | 6 | 0 | 9 | 0 | 0 | 0 |

CAMERON HEYWARD'S NFL POSTSEASON DEFENSIVE STATISTICS

| DATE | TEAM | GP | GS | TK | S | TACKLES | | | | | INTERCEPTIONS | | | | | O. FUMB | | | | | ST | | | MISC | | |
|------------|----------|----|----|----|---|---------|-----|-----|-----|------|---------------|----|-----|----|----|---------|----|----|----|-----|----|---|---|------|----|---|
| | | | | | | A | TFL | YDS | SK | YDS | QBH | NO | YDS | LG | TD | PD | FF | FR | TD | YDS | TK | S | A | FF | FR | S |
| 2011 | Steelers | 1 | 0 | 4 | 3 | 1 | 0 | 0 | 0.0 | 0.0 | 0 | 0 | 0 | 0 | 0 | 0 | 0 | 0 | 0 | 0 | 0 | 0 | 0 | 0 | 0 | |
| 2014 | Steelers | 1 | 1 | 2 | 2 | 0 | 0 | 0 | 0.0 | 0.0 | 2 | 0 | 0 | 0 | 0 | 0 | 0 | 0 | 0 | 0 | 0 | 0 | 0 | 0 | 0 | |
| 2015 | Steelers | 2 | 2 | 1 | 1 | 0 | 0 | 0 | 1.0 | 11.0 | 4 | 0 | 0 | 0 | 0 | 1 | 0 | 0 | 0 | 0 | 0 | 0 | 0 | 0 | 0 | |
| 2017 | Steelers | 1 | 1 | 1 | 1 | 0 | 1 | 2 | 0.0 | 0.0 | 0 | 0 | 0 | 0 | 0 | 0 | 0 | 0 | 0 | 0 | 0 | 0 | 0 | 0 | 0 | |
| 2020 | Steelers | 1 | 1 | 1 | 1 | 0 | 0 | 0 | 0.0 | 0.0 | 0 | 0 | 0 | 0 | 1 | 0 | 0 | 0 | 0 | 0 | 0 | 0 | 0 | 0 | 0 | |
| NFL TOTALS | | 6 | 5 | 9 | 8 | 1 | 1 | 2 | 1.0 | 11.0 | 6 | 0 | 0 | 0 | 0 | 1 | 1 | 0 | 0 | 0 | 0 | 0 | 0 | 0 | 0 | 0 |

SINGLE-GAME HIGHS: DEFENSIVE

| | | | |
|-----------------|--|----------------------------------|--|
| Total Tackles | 10 vs. Miami Dolphins, Dec 08, 2013 9 vs. Seattle Seahawks, Oct 17, 2021 ...1 more at 9. | Fumble Recoveries | 1 at Buffalo Bills, Sep 12, 2021 1 vs. Cleveland Browns, Dec 01, 2019 ...4 more at 1. |
| Sacks | 3.0 vs. Kansas City Chiefs, Oct 02, 2016 2.5 vs. Cincinnati Bengals, Sep 30, 2019 | Tackles For Loss | 3 vs. Kansas City Chiefs, Oct 02, 2016 2 vs. Baltimore Ravens, Dec 05, 2021 ...18 more at 2. |
| Passes Defensed | 2 vs. Denver Broncos, Oct 10, 2021 2 at Buffalo Bills, Sep 12, 2021 ...4 more at 2. | Interceptions | 1 at New York Giants, Sep 14, 2020 |
| Forced Fumbles | 1 at Buffalo Bills, Sep 12, 2021 1 vs. Cincinnati Bengals, Sep 30, 2019 ...5 more at 1. | Longest Opponent's Fumble Return | 8 at Cleveland Browns, Nov 24, 2013 1 vs. Cincinnati Bengals, Sep 18, 2016 |

SINGLE-GAME HIGHS - POSTSEASON: DEFENSIVE

| | | | |
|-----------------|--|------------------|--|
| Total Tackles | 4 at Denver Broncos, Jan 08, 2012 2 vs. Baltimore Ravens, Jan 03, 2015 1 vs. Cleveland Browns, Jan 10, 2021 1 vs. Jacksonville Jaguars, Jan 14, 2018 1 at Cincinnati Bengals, Jan 09, 2016 | Forced Fumbles | 1 at Cincinnati Bengals, Jan 09, 2016 |
| Sacks | 1.0 at Cincinnati Bengals, Jan 09, 2016 | Tackles For Loss | 1 vs. Jacksonville Jaguars, Jan 14, 2018 |
| Passes Defensed | 1 vs. Cleveland Browns, Jan 10, 2021 | | |

SINGLE-GAME HIGHS: RUSHING/RECEIVING

All-Purpose Yards 11 vs. Baltimore Ravens, Oct 20, 2013
8 at Cleveland Browns, Nov 24, 2013
Kickoff Returns 1 vs. Baltimore Ravens, Oct 20, 2013

Kickoff Return Yards 11 vs. Baltimore Ravens, Oct 20, 2013
Longest Kickoff Return 11 vs. Baltimore Ravens, Oct 20, 2013

2021 GAME-BY-GAME REGULAR-SEASON STATISTICS (STEELERS)

| DATE | OPPONENT | P/S | TACKLES | | | | | | | | INTERCEPTIONS | | | | O. FUMB | | | | ST | | | | MISC | | W/L | SCORE | |
|-------------|-------------|-----|---------|----|----|-----|------|------|-----|-----|---------------|-----|----|----|---------|----|----|----|-----|----|---|---|------|----|-----|-------|--------|
| | | | TK | S | A | SK | YDS | TFL | YDS | QBH | NO | YDS | LG | TD | PD | FF | FR | TD | YDS | TK | S | A | FF | FR | | | S |
| 09/12 | at Bills | S | 4 | 2 | 2 | 1.0 | 6.0 | 1 | 6 | 1 | 0 | 0 | 0 | 2 | 1 | 1 | 0 | 0 | 0 | 0 | 0 | 0 | 0 | 0 | 0 | W | 23-16 |
| 09/19 | Raiders | S | 7 | 4 | 3 | 0.0 | 0.0 | 1 | 0 | 0 | 0 | 0 | 0 | 1 | 0 | 0 | 0 | 0 | 0 | 0 | 0 | 0 | 0 | 0 | 0 | L | 17-26 |
| 09/26 | Bengals | S | 5 | 1 | 4 | 0.0 | 0.0 | 0 | 0 | 0 | 0 | 0 | 0 | 0 | 0 | 0 | 0 | 0 | 0 | 0 | 0 | 0 | 0 | 0 | 0 | L | 10-24 |
| 10/03 | at Packers | S | 8 | 5 | 3 | 0.0 | 0.0 | 1 | 1 | 1 | 0 | 0 | 0 | 0 | 0 | 0 | 0 | 0 | 0 | 0 | 0 | 0 | 0 | 0 | 0 | L | 17-27 |
| 10/10 | Broncos | S | 3 | 2 | 1 | 0.0 | 0.0 | 0 | 0 | 0 | 0 | 0 | 0 | 2 | 0 | 0 | 0 | 0 | 0 | 0 | 0 | 0 | 0 | 0 | 0 | W | 27-19 |
| 10/17 | Seahawks | S | 9 | 6 | 3 | 1.0 | 8.0 | 2 | 12 | 1 | 0 | 0 | 0 | 0 | 0 | 0 | 0 | 0 | 0 | 0 | 0 | 0 | 0 | 0 | 0 | W | 23-20+ |
| 10/31 | at Browns | S | 4 | 3 | 1 | 0.5 | 2.5 | 0 | 0 | 2 | 0 | 0 | 0 | 0 | 0 | 0 | 0 | 0 | 0 | 0 | 0 | 0 | 0 | 0 | 0 | W | 15-10 |
| 11/08 | Bears | S | 2 | 2 | 0 | 0.0 | 0.0 | 0 | 0 | 3 | 1 | 0 | 0 | 1 | 0 | 0 | 0 | 0 | 0 | 0 | 0 | 0 | 0 | 0 | 0 | W | 29-27 |
| 11/14 | Lions | S | 5 | 3 | 2 | 2.0 | 18.0 | 2 | 18 | 2 | 0 | 0 | 0 | 0 | 0 | 0 | 0 | 0 | 0 | 0 | 0 | 0 | 0 | 0 | 0 | T | 16-16 |
| 11/21 | at Chargers | S | 2 | 2 | 0 | 0.0 | 0.0 | 0 | 0 | 0 | 0 | 0 | 0 | 1 | 0 | 0 | 0 | 0 | 0 | 0 | 0 | 0 | 0 | 0 | 0 | L | 37-41 |
| 11/28 | at Bengals | S | 8 | 3 | 5 | 1.0 | 6.0 | 1 | 6 | 1 | 0 | 0 | 0 | 0 | 0 | 0 | 0 | 0 | 0 | 0 | 0 | 0 | 0 | 0 | 0 | L | 10-41 |
| 12/05 | Ravens | S | 4 | 3 | 1 | 1.0 | 3.0 | 2 | 5 | 1 | 0 | 0 | 0 | 0 | 0 | 0 | 0 | 0 | 0 | 0 | 0 | 0 | 0 | 0 | 0 | W | 20-19 |
| 12/09 | at Vikings | S | 6 | 3 | 3 | 0.0 | 0.0 | 1 | 2 | 0 | 0 | 0 | 0 | 0 | 0 | 0 | 0 | 0 | 0 | 0 | 0 | 0 | 0 | 0 | 0 | L | 28-36 |
| 12/19 | Titans | S | 6 | 2 | 4 | 0.5 | 5.0 | 0 | 0 | 1 | 0 | 0 | 0 | 0 | 0 | 0 | 0 | 0 | 0 | 0 | 0 | 0 | 0 | 0 | 0 | W | 19-13 |
| 2021 TOTALS | | | 14-14 | 73 | 41 | 32 | 7.0 | 48.5 | 11 | 50 | 13 | 1 | 0 | 0 | 7 | 1 | 1 | 0 | 0 | 0 | 0 | 0 | 0 | 0 | 0 | 0 | 7-6-1 |
| + Overtime | | | | | | | | | | | | | | | | | | | | | | | | | | | |

+ - Overtime

2020 GAME-BY-GAME POSTSEASON STATISTICS (STEELERS)

| | | | TACKLES | | | | | | | INTERCEPTIONS | | | | O. FUMB | | | ST | | | MISC | | | | | | | | | |
|-------------|----------|-----|---------|---|---|-----|-----|-----|-----|---------------|----|-----|----|---------|----|----|----|----|-----|------|---|---|----|----|---|---|-----|-------|--|
| DATE | OPPONENT | P/S | TK | S | A | SK | YDS | TFL | YDS | QBH | NO | YDS | LG | TD | PD | FF | FR | TD | YDS | TK | S | A | FF | FR | S | A | W/L | SCORE | |
| 01/10 | Browns | S | 1 | 1 | 0 | 0.0 | 0.0 | 0 | 0 | 0 | 0 | 0 | 0 | 0 | 1 | 0 | 0 | 0 | 0 | 0 | 0 | 0 | 0 | 0 | 0 | 0 | L | 37-48 | |
| 2020 TOTALS | | | 1-1 | 1 | 1 | 0 | 0.0 | 0.0 | 0 | 0 | 0 | 0 | 0 | 0 | 0 | 1 | 0 | 0 | 0 | 0 | 0 | 0 | 0 | 0 | 0 | 0 | 0 | 0-1 | |

2017 GAME-BY-GAME POSTSEASON STATISTICS (STEELERS)

| | | | TACKLES | | | | | | | | INTERCEPTIONS | | | | O. FUMB | | | | ST | | | | MISC | | | | | |
|-------------|----------|-----|---------|---|---|-----|-----|-----|-----|-----|---------------|-----|----|----|---------|----|----|----|-----|----|---|---|------|----|---|---|-----|-------|
| DATE | OPPONENT | P/S | TK | S | A | SK | YDS | TFL | YDS | QBH | NO | YDS | LG | TD | PD | FF | FR | TD | YDS | TK | S | A | FF | FR | S | A | W/L | SCORE |
| 01/14 | Jaguars | S | 1 | 1 | 0 | 0.0 | 0.0 | 1 | 2 | 0 | 0 | 0 | 0 | 0 | 0 | 0 | 0 | 0 | 0 | 0 | 0 | 0 | 0 | 0 | 0 | 0 | L | 42-45 |
| 2017 TOTALS | | 1-1 | 1 | 1 | 0 | 0.0 | 0.0 | 1 | 2 | 0 | 0 | 0 | 0 | 0 | 0 | 0 | 0 | 0 | 0 | 0 | 0 | 0 | 0 | 0 | 0 | 0 | 0-1 | |

2015 GAME-BY-GAME POSTSEASON STATISTICS (STEELERS)

| DATE | OPPONENT | P/S | TACKLES | | | | | | | | INTERCEPTIONS | | | | O. FUMB | | | ST | | | | MISC | | W/L | SCORE | | |
|-------------|------------|-----|---------|---|---|-----|------|------|-----|-----|---------------|-----|----|----|---------|----|----|----|-----|----|---|------|----|-----|-------|-----|-------|
| | | | TK | S | A | SK | YDS | TFL | YDS | QBH | NO | YDS | LG | TD | PD | FF | FR | TD | YDS | TK | S | A | FF | | | FR | S |
| 01/09 | at Bengals | S | 1 | 1 | 0 | 1.0 | 11.0 | 0 | 0 | 4 | 0 | 0 | 0 | 0 | 0 | 1 | 0 | 0 | 0 | 0 | 0 | 0 | 0 | 0 | 0 | W | 18-16 |
| 01/17 | at Broncos | S | 0 | 0 | 0 | 0.0 | 0.0 | 0 | 0 | 0 | 0 | 0 | 0 | 0 | 0 | 0 | 0 | 0 | 0 | 0 | 0 | 0 | 0 | 0 | 0 | L | 16-23 |
| 2015 TOTALS | | | 2-2 | 1 | 1 | 0 | 1.0 | 11.0 | 0 | 0 | 4 | 0 | 0 | 0 | 0 | 1 | 0 | 0 | 0 | 0 | 0 | 0 | 0 | 0 | 0 | 1-1 | |


2014 GAME-BY-GAME POSTSEASON STATISTICS (STEELERS)

| DATE | OPPONENT | P/S | TACKLES | | | | | | | | INTERCEPTIONS | | | | O. FUMB | | | | ST | | | | MISC | | W/L | SCORE |
|-------------|----------|-----|---------|---|---|-----|-----|-----|-----|-----|---------------|-----|----|----|---------|----|----|----|-----|----|---|---|------|----|-----|-------|
| | | | TK | S | A | SK | YDS | TFL | YDS | QBH | NO | YDS | LG | TD | PD | FF | FR | TD | YDS | TK | S | A | FF | FR | | |
| 01/03 | Ravens | S | 2 | 2 | 0 | 0.0 | 0.0 | 0 | 0 | 2 | 0 | 0 | 0 | 0 | 0 | 0 | 0 | 0 | 0 | 0 | 0 | 0 | 0 | 0 | L | 17-30 |
| 2014 TOTALS | | | 1-1 | 2 | 2 | 0 | 0.0 | 0.0 | 0 | 2 | 0 | 0 | 0 | 0 | 0 | 0 | 0 | 0 | 0 | 0 | 0 | 0 | 0 | 0 | 0-1 | |

2011 GAME-BY-GAME POSTSEASON STATISTICS (STEELERS)

| | | | TACKLES | | | | | | | INTERCEPTIONS | | | | O. FUMB | | | | ST | | | | MISC | | | | | | | |
|-------------|------------|-----|---------|---|---|-----|-----|-----|-----|---------------|----|-----|----|---------|----|----|----|----|-----|----|---|------|----|----|---|---|-----|--------|--|
| DATE | OPPONENT | P/S | TK | S | A | SK | YDS | TFL | YDS | QBH | NO | YDS | LG | TD | PD | FF | FR | TD | YDS | TK | S | A | FF | FR | S | A | W/L | SCORE | |
| 01/08 | at Broncos | P | 4 | 3 | 1 | 0.0 | 0.0 | 0 | 0 | 0 | 0 | 0 | 0 | 0 | 0 | 0 | 0 | 0 | 0 | 0 | 0 | 0 | 0 | 0 | 0 | 0 | L | 23-29+ | |
| 2011 TOTALS | | | 1-0 | 4 | 3 | 1 | 0.0 | 0.0 | 0 | 0 | 0 | 0 | 0 | 0 | 0 | 0 | 0 | 0 | 0 | 0 | 0 | 0 | 0 | 0 | 0 | 0 | 0 | 0-1 | |

+ - Overtime



ALEX HIGHSMITH

LINEBACKER

HEIGHT: 6-4 BIRTHPLACE: Wilmington, NC
WEIGHT: 242 HOW ACQUIRED: D3 '20
COLLEGE: Charlotte NFL EXPERIENCE: 2nd year
BORN: Aug. 7, 1997 (24)

REGULAR SEASON COMPARISON: DEFENSIVE - TENNESSEE TITANS

| DATE | OPP | W/L | GP/GS | TACKLES | | | | | SACK | YDS. | INT | TFL | PD | QBH | TD | MISC | | |
|----------|-------------|-----|-------|---------|------|------|--|--|------|------|-----|-----|----|-----|----|------|----|----|
| | | | | TOT | SOLO | ASST | | | | | | | | | | FF | FR | FR |
| 10/25/20 | PIT @ TEN | W | P | 4 | 3 | 1 | | | 0.0 | 0.0 | 0 | 0 | 0 | 0 | 0 | 0 | 0 | 0 |
| 12/19/21 | PIT vs. TEN | W | S | 4 | 4 | 0 | | | 0.0 | 0.0 | 0 | 0 | 0 | 1 | 0 | 0 | 0 | 0 |
| TOTALS | | 2/0 | 2/1 | 8 | 7 | 1 | | | 0.0 | 0.0 | 0 | 0 | 0 | 1 | 0 | 0 | 0 | 0 |

ALEX HIGHSMITH'S NFL REGULAR SEASON DEFENSIVE STATISTICS

| DATE | TEAM | GP | GS | TK | S | TACKLES | | | | | YDS | QBH | INTERCEPTIONS | | | | | O. FUMB | | | ST | | | MISC | | |
|------------|----------|----|----|-----|----|---------|-----|-----|-----|------|-----|-----|---------------|----|----|----|----|---------|----|-----|----|---|---|------|----|---|
| | | | | | | A | TFL | YDS | SK | NO | | | YDS | LG | TD | PD | FF | FR | TD | YDS | TK | S | A | FF | FR | S |
| 2020 | Steelers | 16 | 5 | 42 | 26 | 16 | 5 | 22 | 2.0 | 16.0 | 6 | 1 | 2 | 2 | 0 | 1 | 0 | 0 | 0 | 6 | 4 | 2 | 0 | 0 | 0 | 0 |
| 2021 | Steelers | 13 | 13 | 58 | 34 | 24 | 12 | 38 | 3.0 | 21.5 | 11 | 0 | 0 | 0 | 0 | 0 | 0 | 0 | 0 | 0 | 0 | 0 | 0 | 0 | 0 | |
| NFL TOTALS | | 29 | 18 | 100 | 60 | 40 | 17 | 60 | 5.0 | 37.5 | 17 | 1 | 2 | 2 | 0 | 1 | 0 | 0 | 0 | 6 | 4 | 2 | 0 | 0 | 0 | 0 |

ALEX HIGHSMITH'S NFL POSTSEASON DEFENSIVE STATISTICS

| TACKLES | | | | | | | | | | INTERCEPTIONS | | | | | O. FUMB | | | | ST | | | | MISC | | | | |
|------------|----------|----|----|----|---|---|-----|-----|-----|---------------|-----|----|-----|----|---------|----|----|----|----|-----|----|---|------|----|----|---|---|
| DATE | TEAM | GP | GS | TK | S | A | TFL | YDS | SK | YDS | QBH | NO | YDS | LG | TD | PD | FF | FR | TD | YDS | TK | S | A | FF | FR | S | A |
| 2020 | Steelers | 1 | 1 | 2 | 1 | 1 | 0 | 0 | 0.0 | 0.0 | 0 | 0 | 0 | 0 | 0 | 0 | 0 | 0 | 0 | 0 | 0 | 0 | 0 | 0 | 0 | 0 | 0 |
| NFL TOTALS | | 1 | 1 | 2 | 1 | 1 | 0 | 0 | 0.0 | 0.0 | 0 | 0 | 0 | 0 | 0 | 0 | 0 | 0 | 0 | 0 | 0 | 0 | 0 | 0 | 0 | 0 | 0 |

SINGLE-GAME HIGHS: DEFENSIVE

- Total Tackles 11 vs. Detroit Lions, Nov 14, 2021
9 at Cleveland Browns, Jan 03, 2021
- Sacks 1.5 at Los Angeles Chargers, Nov 21, 2021
1.5 vs. Seattle Seahawks, Oct 17, 2021
- Passes Defensed 1 at Baltimore Ravens, Nov 01, 2020
- Tackles For Loss 2 vs. Baltimore Ravens, Dec 05, 2021
2 at Cincinnati Bengals, Nov 28, 2021
...2 more at 2.
- Interceptions 1 at Baltimore Ravens, Nov 01, 2020
Interception Return Yards 2 at Baltimore Ravens, Nov 01, 2020
Special Teams Tackles 3 vs. Cleveland Browns, Oct 18, 2020
1 vs. Indianapolis Colts, Dec 27, 2020
...2 more at 1.

SINGLE-GAME HIGHS - POSTSEASON: DEFENSIVE


- Total Tackles 2 vs. Cleveland Browns, Jan 10, 2021

2021 GAME-BY-GAME REGULAR-SEASON STATISTICS (STEELERS)

| DATE | OPPONENT | P/S | TACKLES | | | | | | | INTERCEPTIONS | | | | | O. FUMB | | | ST | | | MISC | | | W/L | SCORE | | |
|--------------|-------------|-------|---------|----|----|-----|------|-----|-----|------------------|----|-----|----|----|---------|----|----|----|-----|----|------|---|----|-----|-------|--------|---|
| | | | TK | S | A | SK | YDS | TFL | YDS | QBH | NO | YDS | LG | TD | PD | FF | FR | TD | YDS | TK | S | A | FF | | | FR | S |
| 09/12 | at Bills | S | 4 | 3 | 1 | 0.0 | 0.0 | 0 | 0 | 0 | 0 | 0 | 0 | 0 | 0 | 0 | 0 | 0 | 0 | 0 | 0 | 0 | 0 | 0 | W | 23-16 | |
| 09/19 | Raiders | S | 4 | 3 | 1 | 0.0 | 0.0 | 1 | 4 | 0 | 0 | 0 | 0 | 0 | 0 | 0 | 0 | 0 | 0 | 0 | 0 | 0 | 0 | 0 | L | 17-26 | |
| 09/26 | Bengals | | | | | | | | | ON INACTIVE LIST | | | | | | | | | | | | | | L | 10-24 | | |
| 10/03 | at Packers | S | 5 | 2 | 3 | 0.0 | 0.0 | 0 | 0 | 0 | 0 | 0 | 0 | 0 | 0 | 0 | 0 | 0 | 0 | 0 | 0 | 0 | 0 | 0 | L | 17-27 | |
| 10/10 | Broncos | S | 1 | 1 | 0 | 0.0 | 0.0 | 0 | 0 | 0 | 0 | 0 | 0 | 0 | 0 | 0 | 0 | 0 | 0 | 0 | 0 | 0 | 0 | 0 | W | 27-19 | |
| 10/17 | Seahawks | S | 7 | 2 | 5 | 1.5 | 15.5 | 2 | 9 | 4 | 0 | 0 | 0 | 0 | 0 | 0 | 0 | 0 | 0 | 0 | 0 | 0 | 0 | 0 | W | 23-20+ | |
| 10/31 | at Browns | S | 4 | 1 | 3 | 0.0 | 0.0 | 1 | 1 | 0 | 0 | 0 | 0 | 0 | 0 | 0 | 0 | 0 | 0 | 0 | 0 | 0 | 0 | 0 | W | 15-10 | |
| 11/08 | Bears | S | 3 | 0 | 3 | 0.0 | 0.0 | 0 | 0 | 2 | 0 | 0 | 0 | 0 | 0 | 0 | 0 | 0 | 0 | 0 | 0 | 0 | 0 | 0 | W | 29-27 | |
| 11/14 | Lions | S | 11 | 8 | 3 | 0.0 | 0.0 | 2 | 9 | 1 | 0 | 0 | 0 | 0 | 0 | 0 | 0 | 0 | 0 | 0 | 0 | 0 | 0 | 0 | T | 16-16 | |
| 11/21 | at Chargers | S | 6 | 3 | 3 | 1.5 | 6.0 | 1 | 4 | 3 | 0 | 0 | 0 | 0 | 0 | 0 | 0 | 0 | 0 | 0 | 0 | 0 | 0 | 0 | L | 37-41 | |
| 11/28 | at Bengals | S | 5 | 3 | 2 | 0.0 | 0.0 | 2 | 8 | 0 | 0 | 0 | 0 | 0 | 0 | 0 | 0 | 0 | 0 | 0 | 0 | 0 | 0 | 0 | L | 10-41 | |
| 12/05 | Ravens | S | 3 | 3 | 0 | 0.0 | 0.0 | 2 | 3 | 0 | 0 | 0 | 0 | 0 | 0 | 0 | 0 | 0 | 0 | 0 | 0 | 0 | 0 | 0 | W | 20-19 | |
| 12/09 | at Vikings | S | 1 | 1 | 0 | 0.0 | 0.0 | 1 | 0 | 0 | 0 | 0 | 0 | 0 | 0 | 0 | 0 | 0 | 0 | 0 | 0 | 0 | 0 | 0 | L | 28-36 | |
| 12/19 | Titans | S | 4 | 4 | 0 | 0.0 | 0.0 | 0 | 0 | 1 | 0 | 0 | 0 | 0 | 0 | 0 | 0 | 0 | 0 | 0 | 0 | 0 | 0 | 0 | W | 19-13 | |
| 2021 TOTALS | | 13-13 | 58 | 34 | 24 | 3.0 | 21.5 | 12 | 38 | 11 | 0 | 0 | 0 | 0 | 0 | 0 | 0 | 0 | 0 | 0 | 0 | 0 | 0 | 0 | 7-6-1 | | |
| + - Overtime | | | | | | | | | | | | | | | | | | | | | | | | | | | |

2020 GAME-BY-GAME POSTSEASON STATISTICS (STEELERS)

| DATE | OPPONENT | P/S | TACKLES | | | | | YDS | QBH | INTERCEPTIONS | | | | | O. FUMB | | | ST | | | MISC | | | W/L | SCORE |
|-------------|----------|-----|---------|---|---|-----|-----|-----|-----|---------------|-----|----|----|----|---------|----|----|-----|----|---|------|----|----|-----|-------|
| | | | TK | S | A | SK | YDS | TFL | | NO | YDS | LG | TD | PD | FF | FR | TD | YDS | TK | S | A | FF | FR | S | A |
| 01/10 | Browns | S | 2 | 1 | 1 | 0.0 | 0.0 | 0 | 0 | 0 | 0 | 0 | 0 | 0 | 0 | 0 | 0 | 0 | 0 | 0 | 0 | 0 | 0 | L | 37-48 |
| 2020 TOTALS | | 1-1 | 2 | 1 | 1 | 0.0 | 0.0 | 0 | 0 | 0 | 0 | 0 | 0 | 0 | 0 | 0 | 0 | 0 | 0 | 0 | 0 | 0 | 0 | 0-1 | |



45

Buddy Johnson

LINEBACKER

HEIGHT: 6-2

WEIGHT: 240

COLLEGE: Texas A&M

BORN: Feb. 27, 1999 (22)

BIRTHPLACE: Dallas, TX

HOW ACQUIRED: D4b '21

NFL EXPERIENCE: R

Buddy Johnson's NFL Regular Season Defensive Statistics

| TACKLES | | | | | | | | | | | | | | INTERCEPTIONS | | | | | | O. FUMB | | | | ST | | | | MISC | | | |
|------------|----------|----|----|----|---|---|-----|-----|-----|-----|-----|----|-----|---------------|----|----|----|----|----|---------|----|---|---|----|----|---|---|------|--|--|--|
| DATE | TEAM | GP | GS | TK | S | A | TFL | YDS | SK | YDS | QBH | NO | YDS | LG | TD | PD | FF | FR | TD | YDS | TK | S | A | FF | FR | S | A | | | | |
| 2021 | Steelers | 4 | 0 | 0 | 0 | 0 | 0 | 0 | 0.0 | 0.0 | 0 | 0 | 0 | 0 | 0 | 0 | 0 | 0 | 0 | 0 | 0 | 2 | 2 | 0 | 0 | 0 | 0 | 0 | | | |
| NFL TOTALS | | 4 | 0 | 0 | 0 | 0 | 0 | 0 | 0.0 | 0.0 | 0 | 0 | 0 | 0 | 0 | 0 | 0 | 0 | 0 | 0 | 0 | 2 | 2 | 0 | 0 | 0 | 0 | 0 | | | |

2021 Game-by-Game Regular-Season Statistics (Steelers)

| DATE | OPPONENT | P/S | TACKLES | | | | | | | INTERCEPTIONS | | | | | | | O. FUMB | | | ST | | | MISC | | | W/L | SCORE | |
|--------------|-------------|-----|---------|---|---|-----|-----|-----|-----|---------------------------|----|-----|----|----|----|----|---------|----|-----|----|---|---|------|----|---|-------|--------|-------|
| | | | TK | S | A | SK | YDS | TFL | YDS | QBH | NO | YDS | LG | TD | PD | FF | FR | TD | YDS | TK | S | A | FF | FR | S | | | A |
| 09/12 | at Bills | P | 0 | 0 | 0 | 0.0 | 0.0 | 0 | 0 | 0 | 0 | 0 | 0 | 0 | 0 | 0 | 0 | 0 | 0 | 0 | 0 | 0 | 0 | 0 | 0 | W | 23-16 | |
| 09/19 | Raiders | P | 0 | 0 | 0 | 0.0 | 0.0 | 0 | 0 | 0 | 0 | 0 | 0 | 0 | 0 | 0 | 0 | 0 | 0 | 0 | 0 | 0 | 0 | 0 | 0 | L | 17-26 | |
| 09/26 | Bengals | | | | | | | | | DID NOT PLAY (NON-INJURY) | | | | | | | | | | | | | | | | L | 10-24 | |
| 10/03 | at Packers | | | | | | | | | ON INACTIVE LIST | | | | | | | | | | | | | | | | L | 17-27 | |
| 10/10 | Broncos | | | | | | | | | ON INACTIVE LIST | | | | | | | | | | | | | | | | W | 27-19 | |
| 10/17 | Seahawks | | | | | | | | | ON INACTIVE LIST | | | | | | | | | | | | | | | | W | 23-20+ | |
| 10/31 | at Browns | | | | | | | | | ON INACTIVE LIST | | | | | | | | | | | | | | | | W | 15-10 | |
| 11/08 | Bears | | | | | | | | | ON INACTIVE LIST | | | | | | | | | | | | | | | | W | 29-27 | |
| 11/14 | Lions | | | | | | | | | ON INACTIVE LIST | | | | | | | | | | | | | | | | T | 16-16 | |
| 11/21 | at Chargers | | | | | | | | | ON INACTIVE LIST | | | | | | | | | | | | | | | | L | 37-41 | |
| 11/28 | at Bengals | | | | | | | | | ON INACTIVE LIST | | | | | | | | | | | | | | | | L | 10-41 | |
| 12/05 | Ravens | P | 0 | 0 | 0 | 0.0 | 0.0 | 0 | 0 | 0 | 0 | 0 | 0 | 0 | 0 | 0 | 0 | 0 | 1 | 1 | 0 | 0 | 0 | 0 | 0 | 0 | W | 20-19 |
| 12/09 | at Vikings | P | 0 | 0 | 0 | 0.0 | 0.0 | 0 | 0 | 0 | 0 | 0 | 0 | 0 | 0 | 0 | 0 | 0 | 1 | 1 | 0 | 0 | 0 | 0 | 0 | 0 | L | 28-36 |
| 12/19 | Titans | | | | | | | | | ON INACTIVE LIST | | | | | | | | | | | | | | | | W | 19-13 | |
| 2021 TOTALS | | 4-0 | 0 | 0 | 0 | 0.0 | 0.0 | 0 | 0 | 0 | 0 | 0 | 0 | 0 | 0 | 0 | 0 | 0 | 2 | 2 | 0 | 0 | 0 | 0 | 0 | 7-6-1 | | |
| + - Overtime | | | | | | | | | | | | | | | | | | | | | | | | | | | | |



DIONTAE JOHNSON

WIDE RECEIVER

HEIGHT: 5-10 BIRTHPLACE: Ruskin, FL
WEIGHT: 183 HOW ACQUIRED: D3a '19
COLLEGE: Toledo NFL EXPERIENCE: 3rd year
BORN: Jul. 5, 1996 (25)

REGULAR SEASON COMPARISON: RECEIVING - TENNESSEE TITANS

| DATE | OPP | W/L | GP/GS | REC | YDS. | AVG. | TD | LG | TGTS | YAC |
|----------|-------------|-----|-------|-----|------|------|----|----|------|-----|
| 10/25/20 | PIT @ TEN | W | S | 9 | 80 | 8.9 | 2 | 14 | 15 | 48 |
| 12/19/21 | PIT vs. TEN | W | S | 5 | 38 | 7.6 | 0 | 16 | 5 | 30 |
| TOTALS | | 2/0 | 2/2 | 14 | 118 | 8.4 | 2 | 16 | 20 | 78 |

DIONTAE JOHNSON'S NFL REGULAR SEASON RUSHING/RECEIVING STATISTICS

| RECEIVING | | | | | | | | | RUSHING | | | | |
|------------|----------|----|----|-----|-------|------|-----|----|---------|------|------|----|----|
| DATE | TEAM | GP | GS | NO. | YDS. | AVG. | LG | TD | NO. | YDS. | AVG. | LG | TD |
| 2019 | Steelers | 16 | 12 | 59 | 680 | 11.5 | 45t | 5 | 4 | 41 | 10.3 | 17 | 0 |
| 2020 | Steelers | 15 | 13 | 88 | 923 | 10.5 | 47 | 7 | 3 | 15 | 5.0 | 9 | 0 |
| 2021 | Steelers | 13 | 12 | 86 | 1,028 | 12.0 | 50t | 6 | 5 | 53 | 10.6 | 25 | 0 |
| NFL TOTALS | | 44 | 37 | 233 | 2,631 | 11.3 | 50T | 18 | 12 | 109 | 9.1 | 25 | 0 |

DIONTAE JOHNSON'S NFL POSTSEASON RUSHING/RECEIVING STATISTICS

| RECEIVING | | | | | | | | | RUSHING | | | | |
|------------|----------|----|----|-----|------|------|----|----|---------|------|------|----|----|
| DATE | TEAM | GP | GS | NO. | YDS. | AVG. | LG | TD | NO. | YDS. | AVG. | LG | TD |
| 2020 | Steelers | 1 | 1 | 11 | 117 | 10.6 | 19 | 0 | 0 | 0 | 0.0 | 0 | 0 |
| NFL TOTALS | | 1 | 1 | 11 | 117 | 10.6 | 19 | 0 | 0 | 0 | 0.0 | 0 | 0 |

DIONTAE JOHNSON'S NFL REGULAR SEASON RETURN STATISTICS

| KICKOFF RETURNS | | | | | | | PUNT RETURNS | | | | | |
|-----------------|----------|------|------|------|----|----|--------------|----|------|------|-----|----|
| DATE | TEAM | RET. | YDS. | AVG. | LG | TD | NO. | FC | YDS. | AVG. | LG | TD |
| 2019 | Steelers | 0 | 0 | 0.0 | 0 | 0 | 20 | 7 | 248 | 12.4 | 85t | 1 |
| 2020 | Steelers | 1 | 24 | 24.0 | 24 | 0 | 8 | 2 | 58 | 7.3 | 18 | 0 |
| 2021 | Steelers | 0 | 0 | 0.0 | 0 | 0 | 0 | 0 | 0 | 0.0 | 0 | 0 |
| NFL TOTALS | | 1 | 24 | 24.0 | 24 | 0 | 28 | 9 | 306 | 10.9 | 85T | 1 |

DIONTAE JOHNSON'S NFL POSTSEASON RETURN STATISTICS

| KICKOFF RETURNS | | | | | | | PUNT RETURNS | | | | | |
|-----------------|----------|------|------|------|----|----|--------------|----|------|------|----|----|
| DATE | TEAM | RET. | YDS. | AVG. | LG | TD | NO. | FC | YDS. | AVG. | LG | TD |
| 2020 | Steelers | 0 | 0 | 0.0 | 0 | 0 | 0 | 0 | 0 | 0.0 | 0 | 0 |
| NFL TOTALS | | 0 | 0 | 0.0 | 0 | 0 | 0 | 0 | 0 | 0.0 | 0 | 0 |

SINGLE-GAME HIGHS: RUSHING/RECEIVING

| | | | |
|----------------------|--|------------------------|--|
| Rush Attempts | 2 vs. Chicago Bears, Nov 08, 2021 1 vs. Seattle Seahawks, Oct 17, 2021 ...7 more at 1. | Longest Kickoff Return | 24 vs. Denver Broncos, Sep 20, 2020 |
| Rushing Yards | 17 vs. Cleveland Browns, Dec 01, 2019 16 at Arizona Cardinals, Dec 08, 2019 25 vs. Seattle Seahawks, Oct 17, 2021 17 vs. Cleveland Browns, Dec 01, 2019 | Fair Catches | 3 vs. Buffalo Bills, Dec 15, 2019 |
| Longest Runs | 12 at Jacksonville Jaguars, Nov 22, 2020 9 at Cincinnati Bengals, Nov 28, 2021 ...4 more at 9. | Punt Return Yards | 2 at Cincinnati Bengals, Nov 24, 2019 86 at Arizona Cardinals, Dec 08, 2019 40 at New York Jets, Dec 22, 2019 85t at Arizona Cardinals, Dec 08, 2019 18 vs. Denver Broncos, Sep 20, 2020 |
| Receptions | 116 vs. Cincinnati Bengals, Nov 15, 2020 111 at Jacksonville Jaguars, Nov 22, 2020 | Longest Punt Return | 4 at Cincinnati Bengals, Nov 24, 2019 3 at New York Giants, Sep 14, 2020 ...2 more at 3. |
| Receiving Yards | 50 at Cleveland Browns, Oct 31, 2021 50t vs. Denver Broncos, Oct 10, 2021 2 vs. Baltimore Ravens, Dec 05, 2021 2 at Tennessee Titans, Oct 25, 2020 | Punt Return TDs | 1 at Arizona Cardinals, Dec 08, 2019 1 at Cincinnati Bengals, Dec 21, 2020 |
| Longest Receptions | 162 at Arizona Cardinals, Dec 08, 2019 141 vs. Denver Broncos, Sep 20, 2020 1 vs. Denver Broncos, Sep 20, 2020 | Miscellaneous Tackles | 1 vs. Cleveland Browns, Dec 01, 2019 2 vs. Baltimore Ravens, Dec 05, 2021 2 at Tennessee Titans, Oct 25, 2020 ...1 more at 2. |
| Receiving TDs | 24 vs. Denver Broncos, Sep 20, 2020 | Most TDs | 32.0 at Cleveland Browns, Jan 03, 2021 19.3 vs. Cincinnati Bengals, Nov 15, 2020 13.3 at New York Jets, Dec 22, 2019 7.3 vs. Los Angeles Rams, Nov 10, 2019 |
| All-Purpose Yards | | Receiving Average | |
| Kickoff Returns | | Punt Return Average | |
| Kickoff Return Yards | | | |

SINGLE-GAME HIGHS - POSTSEASON: RECEIVING

| | | | |
|-----------------|--|--------------------|--|
| Receptions | 11 vs. Cleveland Browns, Jan 10, 2021 | Longest Receptions | 19 vs. Cleveland Browns, Jan 10, 2021 |
| Receiving Yards | 117 vs. Cleveland Browns, Jan 10, 2021 | | 15 vs. Cleveland Browns, Jan 10, 2021 |
| | | | 15 vs. Cleveland Browns, Jan 10, 2021 |
| | | | 15 vs. Cleveland Browns, Jan 10, 2021 |
| | | | 12 vs. Cleveland Browns, Jan 10, 2021 |
| | | All-Purpose Yards | 117 vs. Cleveland Browns, Jan 10, 2021 |

100-YARD RECEIVING GAMES (5): REGULAR SEASON

| DATE | TEAM | NO. | YDS. | AVG. | LG | TD |
|----------|-------------|-----|------|------|-----|----|
| 11/15/20 | BENGALS | 6 | 116 | 19.3 | 46 | 1 |
| 11/22/20 | at Jaguars | 12 | 111 | 9.3 | 23 | 0 |
| 09/19/21 | RAIDERS | 9 | 105 | 11.7 | 41 | 0 |
| 11/21/21 | at Chargers | 7 | 101 | 14.4 | 32 | 1 |
| 12/05/21 | RAVENS | 8 | 105 | 13.1 | 29t | 2 |

100-YARD RECEIVING GAMES (1): POSTSEASON

| DATE | TEAM | NO. | YDS. | AVG. | LG | TD |
|----------|--------|-----|------|------|----|----|
| 01/10/21 | BROWNS | 11 | 117 | 10.6 | 19 | 0 |

2021 GAME-BY-GAME REGULAR-SEASON STATISTICS (STEELERS)

| | | RECEIVING | | | | | RUSHING | | | | | | | |
|--------------|-------------|-----------|-----|-------|------|-----|---------|------------------|------|------|----|----|-------|--------|
| DATE | OPPONENT | P/S | NO. | YDS. | AVG. | LG | TD | NO. | YDS. | AVG. | LG | TD | W/L/T | SCORE |
| 09/12 | at Bills | S | 5 | 36 | 7.2 | 14 | 1 | 0 | 0 | 0.0 | 0 | 0 | W | 23-16 |
| 09/19 | Raiders | S | 9 | 105 | 11.7 | 41 | 0 | 0 | 0 | 0.0 | 0 | 0 | L | 17-26 |
| 09/26 | Bengals | | | | | | | ON INACTIVE LIST | | | | | L | 10-24 |
| 10/03 | at Packers | S | 9 | 92 | 10.2 | 45t | 1 | 0 | 0 | 0.0 | 0 | 0 | L | 17-27 |
| 10/10 | Broncos | S | 2 | 72 | 36.0 | 50t | 1 | 0 | 0 | 0.0 | 0 | 0 | W | 27-19 |
| 10/17 | Seahawks | S | 9 | 71 | 7.9 | 23 | 0 | 1 | 25 | 25.0 | 25 | 0 | W | 23-20+ |
| 10/31 | at Browns | S | 6 | 98 | 16.3 | 50 | 0 | 0 | 0 | 0.0 | 0 | 0 | W | 15-10 |
| 11/08 | Bears | P | 5 | 56 | 11.2 | 22 | 0 | 2 | 11 | 5.5 | 11 | 0 | W | 29-27 |
| 11/14 | Lions | S | 7 | 83 | 11.9 | 36 | 0 | 0 | 0 | 0.0 | 0 | 0 | T | 16-16 |
| 11/21 | at Chargers | S | 7 | 101 | 14.4 | 32 | 1 | 0 | 0 | 0.0 | 0 | 0 | L | 37-41 |
| 11/28 | at Bengals | S | 9 | 95 | 10.6 | 16 | 0 | 0 | 0 | 0.0 | 0 | 0 | L | 10-41 |
| 12/05 | Ravens | S | 8 | 105 | 13.1 | 29t | 2 | 0 | 0 | 0.0 | 0 | 0 | W | 20-19 |
| 12/09 | at Vikings | S | 5 | 76 | 15.2 | 37 | 0 | 1 | 7 | 7.0 | 7 | 0 | L | 28-36 |
| 12/19 | Titans | S | 5 | 38 | 7.6 | 16 | 0 | 1 | 10 | 10.0 | 10 | 0 | W | 19-13 |
| 2021 TOTALS | | 13-12 | 86 | 1,028 | 12.0 | 50T | 6 | 5 | 53 | 10.6 | 25 | 0 | 7-6-1 | |
| + - Overtime | | | | | | | | | | | | | | |

2020 GAME-BY-GAME POSTSEASON STATISTICS (STEELERS)

| | | | RECEIVING | | | | | RUSHING | | | | | | |
|-------------|----------|-----|-----------|------|------|----|----|---------|------|------|----|----|-----|-------|
| DATE | OPPONENT | P/S | NO. | YDS. | AVG. | LG | TD | NO. | YDS. | AVG. | LG | TD | W/L | SCORE |
| 01/10 | Browns | S | 11 | 117 | 10.6 | 19 | 0 | 0 | 0 | 0.0 | 0 | 0 | L | 37-48 |
| 2020 TOTALS | | 1-1 | 11 | 117 | 10.6 | 19 | 0 | 0 | 0 | 0.0 | 0 | 0 | 0-1 | |



28

MILES KILLEBREW

(KILLA-brew)

SAFETY

HEIGHT: 6-2

WEIGHT: 222

COLLEGE: Southern Utah

BORN: May 10, 1993 (28)

BIRTHPLACE: Henderson, NV

HOW ACQUIRED: D4 '16

NFL EXPERIENCE: 6th year

REGULAR SEASON COMPARISON: DEFENSIVE - TENNESSEE TITANS

| DATE | OPP | W/L | GP/GS | TACKLES | | | | ASST | SACK | YDS. | INT | TFL | PD | QBH | TD | MISC | | |
|----------|-------------|-----|-------|---------|------|-----|-----|------|------|------|-----|-----|----|-----|----|------|----|----|
| | | | | TOT | SOLO | TFL | YDS | | | | | | | | | FF | FR | FR |
| 12/19/21 | PIT vs. TEN | W | P | | | | | 0 | 0.0 | 0.0 | 0 | 0 | 0 | 0 | 0 | 0 | 0 | 0 |
| TOTALS | | 1/0 | 1/0 | 1 | 1 | | | 0 | 0.0 | 0.0 | 0 | 0 | 0 | 0 | 0 | 0 | 0 | 0 |

MILES KILLEBREW'S NFL REGULAR SEASON DEFENSIVE STATISTICS

| DATE | TEAM | GP | GS | TACKLES | | | | | | | INTERCEPTIONS | | | | O. FUMB | | | | ST | | MISC | | | | | |
|------------|----------|----|----|---------|----|----|-----|-----|-----|-----|---------------|----|-----|----|---------|----|----|----|----|-----|------|---|---|----|----|---|
| | | | | TK | S | A | TFL | YDS | SK | YDS | QBH | NO | YDS | LG | TD | PD | FF | FR | TD | YDS | TK | S | A | FF | FR | S |
| 2016 | Lions | 16 | 0 | 20 | 15 | 5 | 0 | 0 | 0.0 | 0.0 | 0 | 1 | 7 | 7 | 0 | 1 | 0 | 0 | 0 | 8 | 8 | 0 | 0 | 0 | 0 | 0 |
| 2017 | Lions | 16 | 0 | 31 | 25 | 6 | 1 | 4 | 0.0 | 0.0 | 1 | 35 | 35 | 1 | 5 | 1 | 0 | 0 | 7 | 7 | 0 | 0 | 0 | 0 | 0 | |
| 2018 | Lions | 16 | 0 | 0 | 0 | 0 | 0 | 0 | 0.0 | 0.0 | 0 | 0 | 0 | 0 | 0 | 0 | 0 | 7 | 7 | 2 | 0 | 0 | 0 | 0 | 0 | |
| 2019 | Lions | 15 | 1 | 5 | 5 | 0 | 0 | 0 | 0.0 | 0.0 | 0 | 0 | 0 | 0 | 0 | 0 | 0 | 15 | 13 | 2 | 0 | 0 | 0 | 0 | 0 | |
| 2020 | Lions | 15 | 0 | 0 | 0 | 0 | 0 | 0 | 0.0 | 0.0 | 0 | 0 | 0 | 0 | 0 | 0 | 0 | 12 | 10 | 2 | 0 | 0 | 0 | 0 | 0 | |
| 2021 | Steelers | 14 | 0 | 4 | 4 | 0 | 1 | 0 | 0.0 | 0.0 | 0 | 0 | 0 | 0 | 0 | 0 | 0 | 7 | 4 | 3 | 0 | 0 | 0 | 0 | 0 | |
| NFL TOTALS | | 92 | 4 | 60 | 49 | 11 | 2 | 4 | 0.0 | 0.0 | 1 | 2 | 42 | 35 | 1 | 6 | 1 | 0 | 56 | 47 | 9 | 0 | 0 | 0 | 0 | 0 |

MILES KILLEBREW'S NFL POSTSEASON DEFENSIVE STATISTICS

| | | TACKLES | | | | | | | | | | INTERCEPTIONS | | | | O. FUMB | | | | ST | | | | MISC | | | |
|------------|-------|---------|----|----|---|---|-----|-----|-----|-----|-----|---------------|-----|----|----|---------|----|----|----|-----|----|---|---|------|----|---|---|
| DATE | TEAM | GP | GS | TK | S | A | TFL | YDS | SK | YDS | QBH | NO | YDS | LG | TD | PD | FF | FR | TD | YDS | TK | S | A | FF | FR | S | A |
| 2016 | Lions | 1 | 0 | 1 | 1 | 0 | 0 | 0 | 0.0 | 0.0 | 0 | 0 | 0 | 0 | 0 | 0 | 0 | 0 | 0 | 0 | 0 | 0 | 0 | 0 | 0 | 0 | 0 |
| NFL TOTALS | | 1 | 0 | 1 | 1 | 0 | 0 | 0 | 0.0 | 0.0 | 0 | 0 | 0 | 0 | 0 | 0 | 0 | 0 | 0 | 0 | 0 | 0 | 0 | 0 | 0 | 0 | 0 |

SINGLE-GAME HIGHS: DEFENSIVE

| | | | |
|------------------|---|---------------------------|---|
| Total Tackles | 8 vs. Atlanta Falcons, Sep 24, 2017 5 vs. Jacksonville Jaguars, Nov 20, 2016 | Interceptions | 1 vs. Arizona Cardinals, Sep 10, 2017 1 at New Orleans Saints, Dec 04, 2016 |
| Passes Defensed | 2 at Minnesota Vikings, Oct 01, 2017 2 vs. Arizona Cardinals, Sep 10, 2017 | Interception Return Yards | 35 vs. Arizona Cardinals, Sep 10, 2017 7 at New Orleans Saints, Dec 04, 2016 |
| Forced Fumbles | 1 at New Orleans Saints, Oct 15, 2017 | Special Teams Tackles | 2 at Cleveland Browns, Oct 31, 2021 2 at Green Bay Packers, Oct 03, 2021 |
| Tackles For Loss | 1 at Minnesota Vikings, Dec 09, 2021 1 vs. Arizona Cardinals, Sep 10, 2017 | | ...11 more at 2. |

SINGLE-GAME HIGHS - POSTSEASON: DEFENSIVE

| | |
|---------------|-------------------------------------|
| Total Tackles | 1 at Seattle Seahawks, Jan 07, 2017 |
|---------------|-------------------------------------|

2021 GAME-BY-GAME REGULAR-SEASON STATISTICS (STEELERS)

| DATE | OPPONENT | P/S | TACKLES | | | | | | | INTERCEPTIONS | | | | O. FUMB | | | | ST | | | | MISC | | W/L | SCORE |
|-------------|-------------|------|---------|---|---|-----|-----|-----|-----|---------------|----|-----|----|---------|----|----|----|----|-----|----|---|------|----|-----|--------|
| | | | TK | S | A | SK | YDS | TFL | YDS | QBH | NO | YDS | LG | TD | PD | FF | FR | TD | YDS | TK | S | A | FF | FR | |
| 09/12 | at Bills | P | 0 | 0 | 0 | 0.0 | 0.0 | 0 | 0 | 0 | 0 | 0 | 0 | 0 | 0 | 0 | 0 | 0 | 0 | 0 | 0 | 0 | 0 | W | 23-16 |
| 09/19 | Raiders | P | 0 | 0 | 0 | 0.0 | 0.0 | 0 | 0 | 0 | 0 | 0 | 0 | 0 | 0 | 0 | 0 | 0 | 0 | 0 | 0 | 0 | 0 | L | 17-26 |
| 09/26 | Bengals | P | 0 | 0 | 0 | 0.0 | 0.0 | 0 | 0 | 0 | 0 | 0 | 0 | 0 | 0 | 0 | 0 | 0 | 0 | 0 | 0 | 0 | 0 | L | 10-24 |
| 10/03 | at Packers | P | 0 | 0 | 0 | 0.0 | 0.0 | 0 | 0 | 0 | 0 | 0 | 0 | 0 | 0 | 0 | 0 | 0 | 0 | 0 | 0 | 0 | 0 | L | 17-27 |
| 10/10 | Broncos | P | 0 | 0 | 0 | 0.0 | 0.0 | 0 | 0 | 0 | 0 | 0 | 0 | 0 | 0 | 0 | 0 | 0 | 0 | 0 | 0 | 0 | 0 | W | 27-19 |
| 10/17 | Seahawks | P | 0 | 0 | 0 | 0.0 | 0.0 | 0 | 0 | 0 | 0 | 0 | 0 | 0 | 0 | 0 | 0 | 0 | 0 | 0 | 0 | 0 | 0 | W | 23-20+ |
| 10/31 | at Browns | P | 0 | 0 | 0 | 0.0 | 0.0 | 0 | 0 | 0 | 0 | 0 | 0 | 0 | 0 | 0 | 0 | 0 | 0 | 0 | 0 | 0 | 0 | W | 15-10 |
| 11/08 | Bears | P | 0 | 0 | 0 | 0.0 | 0.0 | 0 | 0 | 0 | 0 | 0 | 0 | 0 | 0 | 0 | 0 | 0 | 0 | 0 | 0 | 0 | 0 | W | 29-27 |
| 11/14 | Lions | P | 1 | 1 | 0 | 0.0 | 0.0 | 0 | 0 | 0 | 0 | 0 | 0 | 0 | 0 | 0 | 0 | 0 | 0 | 0 | 0 | 0 | 0 | T | 16-16 |
| 11/21 | at Chargers | P | 0 | 0 | 0 | 0.0 | 0.0 | 0 | 0 | 0 | 0 | 0 | 0 | 0 | 0 | 0 | 0 | 0 | 0 | 0 | 0 | 0 | 0 | L | 37-41 |
| 11/28 | at Bengals | P | 0 | 0 | 0 | 0.0 | 0.0 | 0 | 0 | 0 | 0 | 0 | 0 | 0 | 0 | 0 | 0 | 0 | 0 | 0 | 0 | 0 | 0 | L | 10-41 |
| 12/05 | Ravens | P | 0 | 0 | 0 | 0.0 | 0.0 | 0 | 0 | 0 | 0 | 0 | 0 | 0 | 0 | 0 | 0 | 0 | 0 | 0 | 0 | 0 | 0 | W | 20-19 |
| 12/09 | at Vikings | P | 2 | 2 | 0 | 0.0 | 0.0 | 1 | 0 | 0 | 0 | 0 | 0 | 0 | 0 | 0 | 0 | 0 | 0 | 0 | 0 | 0 | 0 | L | 28-36 |
| 12/19 | Titans | P | 1 | 1 | 0 | 0.0 | 0.0 | 0 | 0 | 0 | 0 | 0 | 0 | 0 | 0 | 0 | 0 | 0 | 0 | 0 | 0 | 0 | 0 | W | 19-13 |
| 2021 TOTALS | | 14-0 | 4 | 4 | 0 | 0.0 | 0.0 | 1 | 0 | 0 | 0 | 0 | 0 | 0 | 0 | 0 | 0 | 0 | 7 | 4 | 3 | 0 | 0 | 0 | 7-6-1 |

+ - Overtime

2016 GAME-BY-GAME POSTSEASON STATISTICS (LIONS)

| DATE | OPPONENT | P/S | TACKLES | | | | | | | INTERCEPTIONS | | | | O. FUMB | | | | ST | | | | MISC | | W/L | SCORE |
|-------------|-------------|-----|---------|---|---|-----|-----|-----|-----|---------------|----|-----|----|---------|----|----|----|----|-----|----|---|------|----|-----|-------|
| | | | TK | S | A | SK | YDS | TFL | YDS | QBH | NO | YDS | LG | TD | PD | FF | FR | TD | YDS | TK | S | A | FF | FR | |
| 01/07 | at Seahawks | P | 1 | 1 | 0 | 0.0 | 0.0 | 0 | 0 | 0 | 0 | 0 | 0 | 0 | 0 | 0 | 0 | 0 | 0 | 0 | 0 | 0 | 0 | L | 6-26 |
| 2016 TOTALS | | 1-0 | 1 | 1 | 0 | 0.0 | 0.0 | 0 | 0 | 0 | 0 | 0 | 0 | 0 | 0 | 0 | 0 | 0 | 0 | 0 | 0 | 0 | 0 | 0 | 0-1 |



46

CHRISTIAN KUNTZLONG SNAPPER

HEIGHT: 6-1BIRTHPLACE Pittsburgh, PA
WEIGHT: 228HOW ACQUIRED: FA '20
COLLEGE: DuquesneNFL EXPERIENCE: 1st year
BORN: Apr. 13, 1994 (27)

CHRISTIAN KUNTZ'S NFL REGULAR SEASON STATISTICS

| DATE | TEAM | GP |
|------------|----------|----|
| 2021 | Steelers | 14 |
| NFL TOTALS | | 14 |

CHRISTIAN KUNTZ'S NFL REGULAR SEASON DEFENSIVE STATISTICS

| | | | | TACKLES | | | | | | | INTERCEPTIONS | | | | | O. FUMB | | | | | ST | | | | MISC | | |
|------------|----------|----|----|---------|---|---|-----|-----|-----|-----|---------------|----|-----|----|----|---------|----|----|----|-----|----|---|---|----|------|---|---|
| DATE | TEAM | GP | GS | TK | S | A | TFL | YDS | SK | YDS | QBH | NO | YDS | LG | TD | PD | FF | FR | TD | YDS | TK | S | A | FF | FR | S | A |
| 2021 | Steelers | 14 | 0 | 0 | 0 | 0 | 0 | 0 | 0.0 | 0.0 | 0 | 0 | 0 | 0 | 0 | 0 | 0 | 0 | 0 | 0 | 2 | 2 | 0 | 0 | 0 | 0 | 0 |
| NFL TOTALS | | 14 | 0 | 0 | 0 | 0 | 0 | 0 | 0.0 | 0.0 | 0 | 0 | 0 | 0 | 0 | 0 | 0 | 0 | 0 | 0 | 2 | 2 | 0 | 0 | 0 | 0 | 0 |

SINGLE-GAME HIGHS: DEFENSIVE

Special Teams Tackles


1 at Green Bay Packers, Oct 03, 2021

2021 GAME-BY-GAME REGULAR-SEASON STATISTICS (STEELERS)

| DATE | OPPONENT | | W/L/T | SCORE |
|--------------|-------------|----|-------|--------|
| 09/12 | at Bills | P | W | 23-16 |
| 09/19 | Raiders | P | L | 17-26 |
| 09/26 | Bengals | P | L | 10-24 |
| 10/03 | at Packers | P | L | 17-27 |
| 10/10 | Broncos | P | W | 27-19 |
| 10/17 | Seahawks | P | W | 23-20+ |
| 10/31 | at Browns | P | W | 15-10 |
| 11/08 | Bears | P | W | 29-27 |
| 11/14 | Lions | P | T | 16-16 |
| 11/21 | at Chargers | P | L | 37-41 |
| 11/28 | at Bengals | P | L | 10-41 |
| 12/05 | Ravens | P | W | 20-19 |
| 12/09 | at Vikings | P | L | 28-36 |
| 12/19 | Titans | P | W | 19-13 |
| 2021 TOTALS | | 14 | 7-6-1 | |
| + - Overtime | | | | |

2021 GAME-BY-GAME REGULAR-SEASON STATISTICS (STEELERS)

| DATE | OPPONENT | P/S | TACKLES | | | | | | | INTERCEPTIONS | | | | | O. FUMB | | | ST | | | MISC | | W/L | SCORE | | | | |
|--------------|-------------|-----|---------|---|---|-----|-----|-----|-----|---------------|----|-----|----|----|---------|----|----|----|-----|----|------|---|-----|-------|----|--------|---|---|
| | | | TK | S | A | SK | YDS | TFL | YDS | QBH | NO | YDS | LG | TD | PD | FF | FR | TD | YDS | TK | S | A | | | FF | FR | S | A |
| 09/12 | at Bills | P | 0 | 0 | 0 | 0.0 | 0.0 | 0 | 0 | 0 | 0 | 0 | 0 | 0 | 0 | 0 | 0 | 0 | 0 | 0 | 0 | 0 | 0 | 0 | W | 23-16 | | |
| 09/19 | Raiders | P | 0 | 0 | 0 | 0.0 | 0.0 | 0 | 0 | 0 | 0 | 0 | 0 | 0 | 0 | 0 | 0 | 0 | 0 | 0 | 0 | 0 | 0 | 0 | L | 17-26 | | |
| 09/26 | Bengals | P | 0 | 0 | 0 | 0.0 | 0.0 | 0 | 0 | 0 | 0 | 0 | 0 | 0 | 0 | 0 | 0 | 0 | 0 | 0 | 0 | 0 | 0 | 0 | L | 10-24 | | |
| 10/03 | at Packers | P | 0 | 0 | 0 | 0.0 | 0.0 | 0 | 0 | 0 | 0 | 0 | 0 | 0 | 0 | 0 | 0 | 0 | 1 | 1 | 0 | 0 | 0 | 0 | L | 17-27 | | |
| 10/10 | Broncos | P | 0 | 0 | 0 | 0.0 | 0.0 | 0 | 0 | 0 | 0 | 0 | 0 | 0 | 0 | 0 | 0 | 0 | 1 | 1 | 0 | 0 | 0 | 0 | W | 27-19 | | |
| 10/17 | Seahawks | P | 0 | 0 | 0 | 0.0 | 0.0 | 0 | 0 | 0 | 0 | 0 | 0 | 0 | 0 | 0 | 0 | 0 | 0 | 0 | 0 | 0 | 0 | 0 | W | 23-20+ | | |
| 10/31 | at Browns | P | 0 | 0 | 0 | 0.0 | 0.0 | 0 | 0 | 0 | 0 | 0 | 0 | 0 | 0 | 0 | 0 | 0 | 0 | 0 | 0 | 0 | 0 | 0 | W | 15-10 | | |
| 11/08 | Bears | P | 0 | 0 | 0 | 0.0 | 0.0 | 0 | 0 | 0 | 0 | 0 | 0 | 0 | 0 | 0 | 0 | 0 | 0 | 0 | 0 | 0 | 0 | 0 | W | 29-27 | | |
| 11/14 | Lions | P | 0 | 0 | 0 | 0.0 | 0.0 | 0 | 0 | 0 | 0 | 0 | 0 | 0 | 0 | 0 | 0 | 0 | 0 | 0 | 0 | 0 | 0 | 0 | T | 16-16 | | |
| 11/21 | at Chargers | P | 0 | 0 | 0 | 0.0 | 0.0 | 0 | 0 | 0 | 0 | 0 | 0 | 0 | 0 | 0 | 0 | 0 | 0 | 0 | 0 | 0 | 0 | 0 | L | 37-41 | | |
| 11/28 | at Bengals | P | 0 | 0 | 0 | 0.0 | 0.0 | 0 | 0 | 0 | 0 | 0 | 0 | 0 | 0 | 0 | 0 | 0 | 0 | 0 | 0 | 0 | 0 | 0 | L | 10-41 | | |
| 12/05 | Ravens | P | 0 | 0 | 0 | 0.0 | 0.0 | 0 | 0 | 0 | 0 | 0 | 0 | 0 | 0 | 0 | 0 | 0 | 0 | 0 | 0 | 0 | 0 | 0 | W | 20-19 | | |
| 12/09 | at Vikings | P | 0 | 0 | 0 | 0.0 | 0.0 | 0 | 0 | 0 | 0 | 0 | 0 | 0 | 0 | 0 | 0 | 0 | 0 | 0 | 0 | 0 | 0 | 0 | L | 28-36 | | |
| 12/19 | Titans | P | 0 | 0 | 0 | 0.0 | 0.0 | 0 | 0 | 0 | 0 | 0 | 0 | 0 | 0 | 0 | 0 | 0 | 0 | 0 | 0 | 0 | 0 | 0 | W | 19-13 | | |
| 2021 TOTALS | | | 14-0 | 0 | 0 | 0 | 0.0 | 0.0 | 0 | 0 | 0 | 0 | 0 | 0 | 0 | 0 | 0 | 0 | 2 | 2 | 0 | 0 | 0 | 0 | 0 | 7-6-1 | | |
| + - Overtime | | | | | | | | | | | | | | | | | | | | | | | | | | | | |



31

JUSTIN LAYNE

CORNERBACK

HEIGHT: 6-2

WEIGHT: 192

COLLEGE: Michigan State

BORN: Jan. 12, 1998 (23)

BIRTHPLACE: Cleveland, OH

HOW ACQUIRED: D3b '19

NFL EXPERIENCE: 3rd year

REGULAR SEASON COMPARISON: DEFENSIVE - TENNESSEE TITANS

| DATE | OPP | W/L | GP/GS | TACKLES | | | | | ASST | SACK | YDS. | INT | TFL | PD | QBH | TD | MISC | | |
|----------|-----------|-----|-------|---------|------|--|--|--|------|------|------|-----|-----|----|-----|----|------|----|----|
| | | | | TOT | SOLO | | | | | | | | | | | | FF | FR | FR |
| 10/25/20 | PIT @ TEN | W | P | 1 | 0 | | | | 1 | 0.0 | 0.0 | 0 | 0 | 0 | 0 | 0 | 0 | 0 | 0 |
| TOTALS | | 1/0 | 1/0 | 1 | 0 | | | | 1 | 0.0 | 0.0 | 0 | 0 | 0 | 0 | 0 | 0 | 0 | 0 |

JUSTIN LAYNE'S NFL REGULAR SEASON DEFENSIVE STATISTICS

| TACKLES | | | | | | | | | | INTERCEPTIONS | | | | O. FUMB | | | | ST | | | MISC | | | | | | |
|------------|----------|----|----|----|----|---|-----|-----|-----|---------------|-----|----|-----|---------|----|----|----|----|----|-----|------|---|---|----|----|---|---|
| DATE | TEAM | GP | GS | TK | S | A | TFL | YDS | SK | YDS | QBH | NO | YDS | LG | TD | PD | FF | FR | TD | YDS | TK | S | A | FF | FR | S | A |
| 2019 | Steelers | 10 | 0 | 0 | 0 | 0 | 0 | 0 | 0.0 | 0.0 | 0 | 0 | 0 | 0 | 0 | 0 | 0 | 0 | 0 | 3 | 3 | 0 | 0 | 0 | 0 | 0 | 0 |
| 2020 | Steelers | 16 | 0 | 10 | 7 | 3 | 0 | 0 | 0.0 | 0.0 | 0 | 0 | 0 | 0 | 0 | 0 | 0 | 0 | 0 | 12 | 6 | 6 | 0 | 0 | 0 | 0 | 0 |
| 2021 | Steelers | 14 | 0 | 4 | 3 | 1 | 0 | 0 | 0.0 | 0.0 | 0 | 0 | 0 | 0 | 0 | 0 | 0 | 0 | 0 | 10 | 8 | 2 | 0 | 1 | 0 | 0 | 0 |
| NFL TOTALS | | 40 | 0 | 14 | 10 | 4 | 0 | 0 | 0.0 | 0.0 | 0 | 0 | 0 | 0 | 0 | 0 | 0 | 0 | 0 | 25 | 17 | 8 | 0 | 1 | 0 | 0 | 0 |

JUSTIN LAYNE'S NFL POSTSEASON DEFENSIVE STATISTICS

| | | | | TACKLES | | | | | | | INTERCEPTIONS | | | | | O. FUMB | | | | ST | | | | MISC | | | | |
|------------|----------|----|----|---------|---|---|-----|-----|-----|-----|---------------|----|-----|----|----|---------|----|----|----|-----|----|---|---|------|----|----|---|---|
| DATE | TEAM | GP | GS | TK | S | A | TFL | YDS | SK | YDS | QBH | NO | YDS | LG | TD | PD | FF | FR | TD | YDS | TK | S | A | FF | FR | TD | S | A |
| 2020 | Steelers | 1 | 0 | 0 | 0 | 0 | 0 | 0 | 0.0 | 0.0 | 0 | 0 | 0 | 0 | 0 | 0 | 0 | 0 | 0 | 0 | 0 | 0 | 0 | 0 | 0 | 0 | 0 | 0 |
| NFL TOTALS | | 1 | 0 | 0 | 0 | 0 | 0 | 0 | 0.0 | 0.0 | 0 | 0 | 0 | 0 | 0 | 0 | 0 | 0 | 0 | 0 | 0 | 0 | 0 | 0 | 0 | 0 | 0 | 0 |

SINGLE-GAME HIGHS: DEFENSIVE


| | | | |
|---------------|--|-----------------------|-------------------------------------|
| Total Tackles | 5 vs. Washington Football Team, Dec 07, 2020 | Special Teams Tackles | 4 at Cleveland Browns, Jan 03, 2021 |
| | 2 vs. Baltimore Ravens, Dec 05, 2021 | | 2 vs. Chicago Bears, Nov 08, 2021 |
| | ...1 more at 2. | | ...2 more at 2. |

2021 GAME-BY-GAME REGULAR-SEASON STATISTICS (STEELERS)

| DATE | OPPONENT | P/S | TACKLES | | | | | | | INTERCEPTIONS | | | | | O. FUMB | | | ST | | | MISC | | W/L/T | SCORE | | | |
|--------------|-------------|------|---------|---|---|-----|-----|-----|-----|---------------|-----|----|----|----|---------|----|----|-----|----|---|------|----|-------|-------|--------|---|---|
| | | | TK | S | A | SK | YDS | TFL | QBH | NO | YDS | LG | TD | PD | FF | FR | TD | YDS | TK | S | A | FF | | | FR | S | A |
| 09/12 | at Bills | P | 0 | 0 | 0 | 0.0 | 0.0 | 0 | 0 | 0 | 0 | 0 | 0 | 0 | 0 | 0 | 0 | 1 | 0 | 1 | 0 | 0 | 0 | W | 23-16 | | |
| 09/19 | Raiders | P | 1 | 1 | 0 | 0.0 | 0.0 | 0 | 0 | 0 | 0 | 0 | 0 | 0 | 0 | 0 | 0 | 1 | 0 | 1 | 0 | 0 | 0 | L | 17-26 | | |
| 09/26 | Bengals | P | 0 | 0 | 0 | 0.0 | 0.0 | 0 | 0 | 0 | 0 | 0 | 0 | 0 | 0 | 0 | 0 | 1 | 1 | 0 | 0 | 0 | 0 | L | 10-24 | | |
| 10/03 | at Packers | P | 0 | 0 | 0 | 0.0 | 0.0 | 0 | 0 | 0 | 0 | 0 | 0 | 0 | 0 | 0 | 0 | 0 | 0 | 0 | 0 | 0 | 0 | L | 17-27 | | |
| 10/10 | Broncos | P | 0 | 0 | 0 | 0.0 | 0.0 | 0 | 0 | 0 | 0 | 0 | 0 | 0 | 0 | 0 | 0 | 1 | 1 | 0 | 0 | 0 | 0 | W | 27-19 | | |
| 10/17 | Seahawks | P | 0 | 0 | 0 | 0.0 | 0.0 | 0 | 0 | 0 | 0 | 0 | 0 | 0 | 0 | 0 | 0 | 1 | 1 | 0 | 0 | 0 | 0 | W | 23-20+ | | |
| 10/31 | at Browns | P | 0 | 0 | 0 | 0.0 | 0.0 | 0 | 0 | 0 | 0 | 0 | 0 | 0 | 0 | 0 | 0 | 0 | 0 | 0 | 0 | 1 | 0 | W | 15-10 | | |
| 11/08 | Bears | P | 0 | 0 | 0 | 0.0 | 0.0 | 0 | 0 | 0 | 0 | 0 | 0 | 0 | 0 | 0 | 0 | 2 | 2 | 0 | 0 | 0 | 0 | W | 29-27 | | |
| 11/14 | Lions | P | 0 | 0 | 0 | 0.0 | 0.0 | 0 | 0 | 0 | 0 | 0 | 0 | 0 | 0 | 0 | 0 | 1 | 1 | 0 | 0 | 0 | 0 | T | 16-16 | | |
| 11/21 | at Chargers | P | 0 | 0 | 0 | 0.0 | 0.0 | 0 | 0 | 0 | 0 | 0 | 0 | 0 | 0 | 0 | 0 | 0 | 0 | 0 | 0 | 0 | 0 | L | 37-41 | | |
| 11/28 | at Bengals | P | 0 | 0 | 0 | 0.0 | 0.0 | 0 | 0 | 0 | 0 | 0 | 0 | 0 | 0 | 0 | 0 | 1 | 1 | 0 | 0 | 0 | 0 | L | 10-41 | | |
| 12/05 | Ravens | P | 2 | 2 | 0 | 0.0 | 0.0 | 0 | 0 | 0 | 0 | 0 | 0 | 0 | 0 | 0 | 0 | 0 | 0 | 0 | 0 | 0 | 0 | W | 20-19 | | |
| 12/09 | at Vikings | P | 1 | 0 | 1 | 0.0 | 0.0 | 0 | 0 | 0 | 0 | 0 | 0 | 0 | 0 | 0 | 0 | 0 | 0 | 0 | 0 | 0 | 0 | L | 28-36 | | |
| 12/19 | Titans | P | 0 | 0 | 0 | 0.0 | 0.0 | 0 | 0 | 0 | 0 | 0 | 0 | 0 | 0 | 0 | 0 | 1 | 1 | 0 | 0 | 0 | 0 | W | 19-13 | | |
| 2021 TOTALS | | 14-0 | 4 | 3 | 1 | 0.0 | 0.0 | 0 | 0 | 0 | 0 | 0 | 0 | 0 | 0 | 0 | 0 | 10 | 8 | 2 | 0 | 1 | 0 | 7-6-1 | | | |
| + - Overtime | | | | | | | | | | | | | | | | | | | | | | | | | | | |

2020 GAME-BY-GAME POSTSEASON STATISTICS (STEELERS)

| DATE | OPPONENT | P/S | TACKLES | | | | | | INTERCEPTIONS | | | | O. FUMB | | | ST | | | MISC | | W/L | SCORE | | | | | | |
|-------------|----------|-----|---------|---|---|-----|-----|-----|---------------|-----|----|-----|---------|----|----|----|----|----|------|----|-----|-------|---|---|----|----|-----|-------|
| | | | TK | S | A | SK | YDS | TFL | YDS | QBH | NO | YDS | LG | TD | PD | FF | FR | TD | YDS | TK | | | S | A | FF | FR | TD | YDS |
| 01/10 | Browns | P | 0 | 0 | 0 | 0.0 | 0.0 | 0 | 0 | 0 | 0 | 0 | 0 | 0 | 0 | 0 | 0 | 0 | 0 | 0 | 0 | 0 | 0 | 0 | 0 | 0 | L | 37-48 |
| 2020 TOTALS | | | 1-0 | 0 | 0 | 0 | 0.0 | 0.0 | 0 | 0 | 0 | 0 | 0 | 0 | 0 | 0 | 0 | 0 | 0 | 0 | 0 | 0 | 0 | 0 | 0 | 0 | 0-1 | |



77

JOHN LEGUE

(Leg-LOU)

HEIGHT: 6-7

WEIGHT: 310

COLLEGE: Tulane

BORN: Apr. 17, 1996 (25)

OFFENSIVE LINEMAN

BIRTHPLACE: Alexandria, LA

HOW ACQUIRED: FA '20

NFL EXPERIENCE: 1st year

JOHN LEGUE'S NFL REGULAR SEASON STATISTICS

| DATE | TEAM | GP | GS |
|-------------------------------------|----------|----|----|
| 2019 | Saints | 0 | 0 |
| Went from New Orleans to Green Bay. | | | |
| 2019 | Packers | 0 | 0 |
| 2019 | TOTAL | 0 | 0 |
| 2021 | Steelers | 3 | 2 |
| NFL TOTALS | | 3 | 2 |

JOHN LEGUE'S NFL POSTSEASON STATISTICS

| DATE | TEAM | GP | GS |
|------------|---------|----|----|
| 2019 | Packers | 0 | 0 |
| NFL TOTALS | | 0 | 0 |

2021 GAME-BY-GAME REGULAR-SEASON STATISTICS (STEELERS)

| DATE | OPPONENT | P/S | | W/L/T | SCORE |
|--------------|-------------|-----|---------------------------|-------|--------|
| 09/12 | at Bills | | PRACTICE SQUAD | W | 23-16 |
| 09/19 | Raiders | | PRACTICE SQUAD | L | 17-26 |
| 09/26 | Bengals | | PRACTICE SQUAD | L | 10-24 |
| 10/03 | at Packers | | PRACTICE SQUAD | L | 17-27 |
| 10/10 | Broncos | | PRACTICE SQUAD | W | 27-19 |
| 10/17 | Seahawks | | PRACTICE SQUAD | W | 23-20+ |
| 10/31 | at Browns | | PRACTICE SQUAD | W | 15-10 |
| 11/08 | Bears | | PRACTICE SQUAD | W | 29-27 |
| 11/14 | Lions | | PRACTICE SQUAD | T | 16-16 |
| 11/21 | at Chargers | | PRACTICE SQUAD | L | 37-41 |
| 11/28 | at Bengals | | DID NOT PLAY (NON-INJURY) | L | 10-41 |
| 12/05 | Ravens | P | | W | 20-19 |
| 12/09 | at Vikings | S | | L | 28-36 |
| 12/19 | Titans | S | | W | 19-13 |
| 2021 TOTALS | | 3-2 | | 7-6-1 | |
| + - Overtime | | | | | |

2019 GAME-BY-GAME POSTSEASON STATISTICS (PACKERS)

| DATE | OPPONENT | P/S | | W/L | SCORE |
|-------------|----------|-----|----------|-----|-------|
| 01/12 | Seahawks | | INACTIVE | W | 28-23 |
| 01/19 | at 49ers | | INACTIVE | L | 20-37 |
| 2019 TOTALS | | 0-0 | | 1-1 | |



ISAIAHH LOUDERMILK

DEFENSIVE END

HEIGHT: 6-7 BIRTHPLACE: Howard, KN
WEIGHT: 240 HOW ACQUIRED: DS '21
COLLEGE: Wisconsin NFL EXPERIENCE: R
BORN: Oct. 10, 1997 (24)

REGULAR SEASON COMPARISON: DEFENSIVE - TENNESSEE TITANS

| DATE | OPP | W/L | GP/GS | TACKLES | | | | ASST | SACK | YDS. | INT | TFL | PD | QBH | TD | MISC | | |
|----------|-------------|-----|-------|---------|------|-----|-----|------|------|------|-----|-----|----|-----|----|------|----|----|
| | | | | TOT | SOLO | TFL | YDS | | | | | | | | | FF | FR | FR |
| 12/19/21 | PIT vs. TEN | W | P | 4 | 4 | 0 | 0.0 | 0 | 0.0 | 0.0 | 0 | 0 | 0 | 0 | 0 | 0 | 0 | 0 |
| TOTALS | | 1/0 | 1/0 | 4 | 4 | 0 | 0.0 | 0 | 0.0 | 0.0 | 0 | 0 | 0 | 0 | 0 | 0 | 0 | 0 |

ISAIAHH LOUDERMILK'S NFL REGULAR SEASON DEFENSIVE STATISTICS

| DATE | TEAM | GP | GS | TACKLES | | | | | | | INTERCEPTIONS | | | | | O. FUMB | | | | ST | | MISC | | | |
|------------|----------|----|----|---------|----|---|-----|-----|-----|-----|---------------|----|-----|----|----|---------|----|----|----|-----|----|------|---|----|----|
| | | | | TK | S | A | TFL | YDS | SK | YDS | QBH | NO | YDS | LG | TD | PD | FF | FR | TD | YDS | TK | S | A | FF | FR |
| 2021 | Steelers | 12 | 0 | 15 | 12 | 3 | 0 | 0 | 1.0 | 0.0 | 0 | 0 | 0 | 0 | 2 | 0 | 0 | 0 | 0 | 0 | 0 | 0 | 0 | 0 | 0 |
| NFL TOTALS | | 12 | 0 | 15 | 12 | 3 | 0 | 0 | 1.0 | 0.0 | 0 | 0 | 0 | 0 | 2 | 0 | 0 | 0 | 0 | 0 | 0 | 0 | 0 | 0 | 0 |

SINGLE-GAME HIGHS: DEFENSIVE

Total Tackles4 vs. Tennessee Titans, Dec 19, 2021

Passes Defensed1 at Cincinnati Bengals, Nov 28, 2021

2 at Minnesota Vikings, Dec 09, 2021

1 at Green Bay Packers, Oct 03, 2021

...2 more at 2.

2021 GAME-BY-GAME REGULAR-SEASON STATISTICS (STEELERS)

| DATE | OPPONENT | P/S | TACKLES | | | | | | | | INTERCEPTIONS | | | | | O. FUMB | | | ST | | | MISC | | W/L | SCORE | | | | | | | | | | | | | | | |
|--------------|-------------|------|------------------|----|---|-----|-----|-----|-----|-----|---------------|-----|----|----|----|---------|----|----|-----|----|---|------|----|-----|-------|-------|--------|---|--|--|--|--|--|--|--|--|--|--|---|-------|
| | | | TK | S | A | SK | YDS | TFL | YDS | QBH | NO | YDS | LG | TD | PD | FF | FR | TD | YDS | TK | S | A | FF | | | FR | S | A | | | | | | | | | | | | |
| 09/12 | at Bills | | ON INACTIVE LIST | | | | | | | | | | | | | | | | | | | | | | | | | | | | | | | | | | | | W | 23-16 |
| 09/19 | Raiders | P | 1 | 0 | 1 | 0.0 | 0.0 | 0 | 0 | 0 | 0 | 0 | 0 | 0 | 0 | 0 | 0 | 0 | 0 | 0 | 0 | 0 | 0 | 0 | 0 | L | 17-26 | | | | | | | | | | | | | |
| 09/26 | Bengals | P | 1 | 1 | 0 | 0.0 | 0.0 | 0 | 0 | 0 | 0 | 0 | 0 | 0 | 0 | 0 | 0 | 0 | 0 | 0 | 0 | 0 | 0 | 0 | 0 | L | 10-24 | | | | | | | | | | | | | |
| 10/03 | at Packers | P | 0 | 0 | 0 | 0.0 | 0.0 | 0 | 0 | 0 | 0 | 0 | 0 | 1 | 0 | 0 | 0 | 0 | 0 | 0 | 0 | 0 | 0 | 0 | 0 | L | 17-27 | | | | | | | | | | | | | |
| 10/10 | Broncos | P | 0 | 0 | 0 | 0.0 | 0.0 | 0 | 0 | 0 | 0 | 0 | 0 | 0 | 0 | 0 | 0 | 0 | 0 | 0 | 0 | 0 | 0 | 0 | 0 | W | 27-19 | | | | | | | | | | | | | |
| 10/17 | Seahawks | P | 1 | 1 | 0 | 0.0 | 0.0 | 0 | 0 | 0 | 0 | 0 | 0 | 0 | 0 | 0 | 0 | 0 | 0 | 0 | 0 | 0 | 0 | 0 | 0 | W | 23-20+ | | | | | | | | | | | | | |
| 10/31 | at Browns | P | 2 | 2 | 0 | 1.0 | 0.0 | 0 | 0 | 0 | 0 | 0 | 0 | 0 | 0 | 0 | 0 | 0 | 0 | 0 | 0 | 0 | 0 | 0 | 0 | W | 15-10 | | | | | | | | | | | | | |
| 11/08 | Bears | P | 0 | 0 | 0 | 0.0 | 0.0 | 0 | 0 | 0 | 0 | 0 | 0 | 0 | 0 | 0 | 0 | 0 | 0 | 0 | 0 | 0 | 0 | 0 | 0 | W | 29-27 | | | | | | | | | | | | | |
| 11/14 | Lions | P | 2 | 2 | 0 | 0.0 | 0.0 | 0 | 0 | 0 | 0 | 0 | 0 | 0 | 0 | 0 | 0 | 0 | 0 | 0 | 0 | 0 | 0 | 0 | 0 | T | 16-16 | | | | | | | | | | | | | |
| 11/21 | at Chargers | | ON INACTIVE LIST | | | | | | | | | | | | | | | | | | | | | | | | | | | | | | | | | | | | L | 37-41 |
| 11/28 | at Bengals | P | 1 | 0 | 1 | 0.0 | 0.0 | 0 | 0 | 0 | 0 | 0 | 0 | 1 | 0 | 0 | 0 | 0 | 0 | 0 | 0 | 0 | 0 | 0 | 0 | L | 10-41 | | | | | | | | | | | | | |
| 12/05 | Ravens | P | 1 | 1 | 0 | 0.0 | 0.0 | 0 | 0 | 0 | 0 | 0 | 0 | 0 | 0 | 0 | 0 | 0 | 0 | 0 | 0 | 0 | 0 | 0 | 0 | W | 20-19 | | | | | | | | | | | | | |
| 12/09 | at Vikings | P | 2 | 1 | 1 | 0.0 | 0.0 | 0 | 0 | 0 | 0 | 0 | 0 | 0 | 0 | 0 | 0 | 0 | 0 | 0 | 0 | 0 | 0 | 0 | 0 | L | 28-36 | | | | | | | | | | | | | |
| 12/19 | Titans | P | 4 | 4 | 0 | 0.0 | 0.0 | 0 | 0 | 0 | 0 | 0 | 0 | 0 | 0 | 0 | 0 | 0 | 0 | 0 | 0 | 0 | 0 | 0 | 0 | W | 19-13 | | | | | | | | | | | | | |
| 2021 TOTALS | | 12-0 | 15 | 12 | 3 | 1.0 | 0.0 | 0 | 0 | 0 | 0 | 0 | 0 | 0 | 2 | 0 | 0 | 0 | 0 | 0 | 0 | 0 | 0 | 0 | 0 | 7-6-1 | | | | | | | | | | | | | | |
| + - Overtime | | | | | | | | | | | | | | | | | | | | | | | | | | | | | | | | | | | | | | | | |



ARTHUR MAULET

(mah-LETT)

CORNERBACK

HEIGHT: 5-10

BIRTHPLACE New Orleans, LA

WEIGHT: 190

HOW ACQUIRED: FA '21

COLLEGE: Memphis

NFL EXPERIENCE: 5th year

BORN: Jul. 13, 1993 (28)

REGULAR SEASON COMPARISON: DEFENSIVE - TENNESSEE TITANS

| DATE | OPP | W/L | GP/GS | TOT | TACKLES SOLO | ASST | SACK | YDS. | INT | TFL | PD | QBH | TD | MISC FF | FR |
|----------|-------------|-----|-------|-----|-----------------|------|------|------|-----|-----|----|-----|----|------------|----|
| 12/19/21 | PIT vs. TEN | W | P | 5 | 5 | 0 | 0.0 | 0.0 | 0 | 0 | 0 | 0 | 0 | 1 | 0 |
| TOTALS | | 1/0 | 1/0 | 5 | 5 | 0 | 0.0 | 0.0 | 0 | 0 | 0 | 0 | 0 | 1 | 0 |

ARTHUR MAULET'S NFL REGULAR SEASON DEFENSIVE STATISTICS

| DATE | TEAM | GP | GS | TK | S | A | TFL | YDS | SK | YDS | QBH | NO | YDS | LG | TD | PD | FF | FR | TD | YDS | TK | S | A | FF | FR | S | A | MISC |
|------------|----------|----|----|-----|----|----|-----|-----|-----|-----|-----|----|-----|----|----|----|----|----|----|-----|----|---|---|----|----|---|---|------|
| 2017 | Saints | 6 | 0 | 0 | 0 | 0 | 0 | 0.0 | 0.0 | 0.0 | 0 | 0 | 0 | 0 | 0 | 0 | 0 | 0 | 0 | 0 | 1 | 1 | 0 | 0 | 0 | 0 | 0 | 0 |
| 2018 | Colts | 5 | 1 | 9 | 6 | 3 | 0 | 0.0 | 0.0 | 0.0 | 0 | 0 | 0 | 0 | 0 | 0 | 0 | 0 | 0 | 0 | 0 | 0 | 0 | 0 | 0 | 0 | 0 | 0 |
| 2019 | Jets | 12 | 6 | 37 | 25 | 12 | 5 | 11 | 0.0 | 0.0 | 0 | 1 | 13 | 13 | 0 | 2 | 0 | 1 | 0 | 1 | 1 | 1 | 0 | 0 | 1 | 0 | 0 | 0 |
| 2020 | Jets | 11 | 5 | 23 | 19 | 4 | 0 | 0 | 1.0 | 3.0 | 1 | 1 | 20 | 20 | 0 | 5 | 0 | 0 | 0 | 0 | 6 | 4 | 2 | 0 | 0 | 0 | 0 | 0 |
| 2021 | Steelers | 14 | 1 | 38 | 30 | 8 | 4 | 10 | 0.0 | 0.0 | 1 | 0 | 0 | 0 | 0 | 1 | 1 | 0 | 0 | 0 | 1 | 1 | 0 | 0 | 0 | 0 | 0 | 0 |
| NFL TOTALS | | 48 | 13 | 107 | 80 | 27 | 9 | 21 | 1.0 | 3.0 | 2 | 2 | 33 | 20 | 0 | 8 | 1 | 0 | 1 | 0 | 9 | 7 | 2 | 0 | 1 | 0 | 0 | 0 |

ARTHUR MAULET'S NFL POSTSEASON DEFENSIVE STATISTICS

| DATE | TEAM | GP | GS | TK | S | A | TFL | YDS | SK | YDS | QBH | NO | YDS | LG | TD | PD | FF | FR | TD | YDS | TK | S | A | FF | FR | S | A | MISC |
|------------|--------|----|----|----|---|---|-----|-----|-----|-----|-----|----|-----|----|----|----|----|----|----|-----|----|---|---|----|----|---|---|------|
| 2017 | Saints | 2 | 0 | 0 | 0 | 0 | 0 | 0.0 | 0.0 | 0.0 | 0 | 0 | 0 | 0 | 0 | 0 | 0 | 0 | 0 | 0 | 0 | 0 | 0 | 0 | 0 | 0 | 0 | 0 |
| NFL TOTALS | | 2 | 0 | 0 | 0 | 0 | 0 | 0.0 | 0.0 | 0.0 | 0 | 0 | 0 | 0 | 0 | 0 | 0 | 0 | 0 | 0 | 0 | 0 | 0 | 0 | 0 | 0 | 0 | 0 |

SINGLE-GAME HIGHS: DEFENSIVE

| | | | |
|------------------|--|---------------------------------|--|
| Total Tackles | 8 vs. Pittsburgh Steelers, Dec 22, 2019 7 at Buffalo Bills, Dec 29, 2019 ...1 more at 7. | Interceptions | 1 vs. Las Vegas Raiders, Dec 06, 2020 1 at Buffalo Bills, Dec 29, 2019 |
| Passes Defensed | 3 vs. Cleveland Browns, Dec 27, 2020 1 vs. Denver Broncos, Oct 10, 2021 ...4 more at 1. | Interception Return Yards | 20 vs. Las Vegas Raiders, Dec 06, 2020 13 at Buffalo Bills, Dec 29, 2019 2 at Seattle Seahawks, Dec 13, 2020 |
| Forced Fumbles | 1 vs. Tennessee Titans, Dec 19, 2021 | Special Teams Tackles | 1 at Buffalo Bills, Sep 12, 2021 ...6 more at 1. |
| Tackles For Loss | 3 vs. Oakland Raiders, Nov 24, 2019 2 at Green Bay Packers, Oct 03, 2021 ...1 more at 2. | Special Teams Fumble Recoveries | 1 at New England Patriots, Sep 22, 2019 |


2021 GAME-BY-GAME REGULAR-SEASON STATISTICS (STEELERS)

| DATE | OPPONENT | P/S | TACKLES | | | | | | | | INTERCEPTIONS | | | | O. FUMB | | | | ST | | | | MISC | | W/L | SCORE | |
|--------------|-------------|------|---------|----|---|-----|-----|-----|-----|-----|---------------|-----|----|----|---------|----|----|----|-----|----|---|---|------|----|-----|--------|-------|
| | | | TK | S | A | SK | YDS | TFL | YDS | QBH | NO | YDS | LG | TD | PD | FF | FR | TD | YDS | TK | S | A | FF | FR | | | S |
| 09/12 | at Bills | P | 2 | 1 | 1 | 0.0 | 0.0 | 0 | 0 | 0 | 0 | 0 | 0 | 0 | 0 | 0 | 0 | 0 | 1 | 1 | 0 | 0 | 0 | 0 | 0 | W | 23-16 |
| 09/19 | Raiders | P | 0 | 0 | 0 | 0.0 | 0.0 | 0 | 0 | 0 | 0 | 0 | 0 | 0 | 0 | 0 | 0 | 0 | 0 | 0 | 0 | 0 | 0 | 0 | L | 17-26 | |
| 09/26 | Bengals | P | 2 | 2 | 0 | 0.0 | 0.0 | 1 | 2 | 0 | 0 | 0 | 0 | 0 | 0 | 0 | 0 | 0 | 0 | 0 | 0 | 0 | 0 | 0 | L | 10-24 | |
| 10/03 | at Packers | P | 4 | 3 | 1 | 0.0 | 0.0 | 2 | 5 | 0 | 0 | 0 | 0 | 0 | 0 | 0 | 0 | 0 | 0 | 0 | 0 | 0 | 0 | 0 | L | 17-27 | |
| 10/10 | Broncos | S | 2 | 1 | 1 | 0.0 | 0.0 | 0 | 0 | 0 | 0 | 0 | 0 | 1 | 0 | 0 | 0 | 0 | 0 | 0 | 0 | 0 | 0 | 0 | W | 27-19 | |
| 10/17 | Seahawks | P | 3 | 3 | 0 | 0.0 | 0.0 | 1 | 3 | 0 | 0 | 0 | 0 | 0 | 0 | 0 | 0 | 0 | 0 | 0 | 0 | 0 | 0 | 0 | W | 23-20+ | |
| 10/31 | at Browns | P | 4 | 3 | 1 | 0.0 | 0.0 | 0 | 0 | 0 | 0 | 0 | 0 | 0 | 0 | 0 | 0 | 0 | 0 | 0 | 0 | 0 | 0 | 0 | W | 15-10 | |
| 11/08 | Bears | P | 4 | 4 | 0 | 0.0 | 0.0 | 0 | 0 | 0 | 0 | 0 | 0 | 0 | 0 | 0 | 0 | 0 | 0 | 0 | 0 | 0 | 0 | 0 | W | 29-27 | |
| 11/14 | Lions | P | 0 | 0 | 0 | 0.0 | 0.0 | 0 | 0 | 0 | 0 | 0 | 0 | 0 | 0 | 0 | 0 | 0 | 0 | 0 | 0 | 0 | 0 | 0 | T | 16-16 | |
| 11/21 | at Chargers | P | 3 | 3 | 0 | 0.0 | 0.0 | 0 | 0 | 1 | 0 | 0 | 0 | 0 | 0 | 0 | 0 | 0 | 0 | 0 | 0 | 0 | 0 | 0 | L | 37-41 | |
| 11/28 | at Bengals | P | 6 | 3 | 3 | 0.0 | 0.0 | 0 | 0 | 0 | 0 | 0 | 0 | 0 | 0 | 0 | 0 | 0 | 0 | 0 | 0 | 0 | 0 | 0 | L | 10-41 | |
| 12/05 | Ravens | P | 2 | 1 | 1 | 0.0 | 0.0 | 0 | 0 | 0 | 0 | 0 | 0 | 0 | 0 | 0 | 0 | 0 | 0 | 0 | 0 | 0 | 0 | 0 | W | 20-19 | |
| 12/09 | at Vikings | P | 1 | 1 | 0 | 0.0 | 0.0 | 0 | 0 | 0 | 0 | 0 | 0 | 0 | 0 | 0 | 0 | 0 | 0 | 0 | 0 | 0 | 0 | 0 | L | 28-36 | |
| 12/19 | Titans | P | 5 | 5 | 0 | 0.0 | 0.0 | 0 | 0 | 0 | 0 | 0 | 0 | 0 | 1 | 0 | 0 | 0 | 0 | 0 | 0 | 0 | 0 | 0 | W | 19-13 | |
| 2021 TOTALS | | 14-1 | 38 | 30 | 8 | 0.0 | 0.0 | 4 | 10 | 1 | 0 | 0 | 0 | 0 | 1 | 1 | 0 | 0 | 0 | 1 | 1 | 0 | 0 | 0 | 0 | 7-6-1 | |
| + - Overtime | | | | | | | | | | | | | | | | | | | | | | | | | | | |

+ - Overtime

2017 GAME-BY-GAME POSTSEASON STATISTICS (SAINTS)

| DATE | OPPONENT | P/S | TACKLES | | | | | | | | INTERCEPTIONS | | | | | | O. FUMB | | | ST | | | MISC | | | | |
|-------------|------------|-----|---------|---|---|-----|-----|-----|-----|-----|---------------|-----|----|----|----|----|---------|----|-----|----|---|---|------|----|---|-----|-------|
| | | | TK | S | A | SK | YDS | TFL | YDS | QBH | NO | YDS | LG | TD | PD | FF | FR | TD | YDS | TK | S | A | FF | FR | S | A | W/L |
| 01/07 | Panthers | P | 0 | 0 | 0 | 0.0 | 0.0 | 0 | 0 | 0 | 0 | 0 | 0 | 0 | 0 | 0 | 0 | 0 | 0 | 0 | 0 | 0 | 0 | 0 | 0 | W | 31-26 |
| 01/14 | at Vikings | P | 0 | 0 | 0 | 0.0 | 0.0 | 0 | 0 | 0 | 0 | 0 | 0 | 0 | 0 | 0 | 0 | 0 | 0 | 0 | 0 | 0 | 0 | 0 | 0 | L | 24-29 |
| 2017 TOTALS | | 2-0 | 0 | 0 | 0 | 0.0 | 0.0 | 0 | 0 | 0 | 0 | 0 | 0 | 0 | 0 | 0 | 0 | 0 | 0 | 0 | 0 | 0 | 0 | 0 | 0 | 1-1 | |



14

RAY-RAY MCCLOUD

WIDE RECEIVER

HEIGHT: 5-9

WEIGHT: 190

COLLEGE: Clemson

BORN: Oct. 15, 1996 (25)

BIRTHPLACE Tampa, FL

HOW ACQUIRED: FA '20

NFL EXPERIENCE: 4th year

REGULAR SEASON COMPARISON: RECEIVING - TENNESSEE TITANS

| DATE | OPP | W/L | GP/GS | REC | YDS. | AVG. | TD | LG | TGTS | YAC |
|----------|-------------|-----|-------|-----|------|------|----|----|------|-----|
| 10/25/20 | PIT @ TEN | W | P | 2 | 12 | 6.0 | 0 | 9 | 2 | 18 |
| 12/19/21 | PIT vs. TEN | W | P | 1 | 0 | 0.0 | 0 | 0 | 3 | 4 |
| TOTALS | | 2/0 | 2/0 | 3 | 12 | 4.0 | 0 | 9 | 5 | 22 |

RAY-RAY MCCLOUD'S NFL REGULAR SEASON RUSHING/RECEIVING STATISTICS

| DATE | TEAM | GP | GS | RECEIVING | | | | | RUSHING | | | | |
|------------|----------|----|----|-----------|------|------|----|----|---------|------|------|----|----|
| | | | | NO. | YDS. | AVG. | LG | TD | NO. | YDS. | AVG. | LG | TD |
| 2018 | Bills | 10 | 1 | 5 | 36 | 7.2 | 16 | 0 | 2 | 4 | 2.0 | 7 | 0 |
| 2019 | Panthers | 6 | 0 | 0 | 0 | 0.0 | 0 | 0 | 0 | 0 | 0.0 | 0 | 0 |
| 2020 | Steelers | 16 | 2 | 20 | 77 | 3.9 | 13 | 0 | 4 | 65 | 16.3 | 58 | 0 |
| 2021 | Steelers | 13 | 3 | 27 | 180 | 6.7 | 24 | 0 | 2 | 15 | 7.5 | 10 | 0 |
| NFL TOTALS | | 45 | 6 | 52 | 293 | 5.6 | 24 | 0 | 8 | 84 | 10.5 | 58 | 0 |

RAY-RAY MCCLOUD'S NFL REGULAR SEASON RETURN STATISTICS

| DATE | TEAM | KICKOFF RETURNS | | | | | PUNT RETURNS | | | | | |
|------------|----------|-----------------|-------|------|----|----|--------------|----|------|------|----|----|
| | | RET. | YDS. | AVG. | LG | TD | NO. | FC | YDS. | AVG. | LG | TD |
| 2018 | Bills | 1 | 18 | 18.0 | 18 | 0 | 4 | 2 | 20 | 5.0 | 13 | 0 |
| 2019 | Panthers | 8 | 174 | 21.8 | 31 | 0 | 10 | 7 | 82 | 8.2 | 39 | 0 |
| 2020 | Steelers | 28 | 646 | 23.1 | 49 | 0 | 29 | 19 | 298 | 10.3 | 57 | 0 |
| 2021 | Steelers | 29 | 649 | 22.4 | 40 | 0 | 30 | 10 | 274 | 9.1 | 19 | 0 |
| NFL TOTALS | | 66 | 1,487 | 22.5 | 49 | 0 | 73 | 38 | 674 | 9.2 | 57 | 0 |

SINGLE-GAME HIGHS: RUSHING/RECEIVING

| | | | |
|----------------------|--|------------------------|--|
| Rush Attempts | 2 at Pittsburgh Steelers, Oct 11, 2020 1 at Jacksonville Jaguars, Nov 22, 2020 ...3 more at 1. | Longest Kickoff Return | 49 vs. Denver Broncos, Sep 20, 2020 40 at Green Bay Packers, Oct 03, 2021 3 vs. Denver Broncos, Oct 10, 2021 |
| Rushing Yards | 63 vs. Philadelphia Eagles, Oct 11, 2020 10 at Cleveland Browns, Oct 31, 2021 | Fair Catches | 3 vs. Washington Football Team, Dec 07, 2020 ...1 more at 3. |
| Longest Runs | 58 vs. Philadelphia Eagles, Oct 11, 2020 10 at Cleveland Browns, Oct 31, 2021 | Punt Return Yards | 83 at Tennessee Titans, Oct 25, 2020 60 vs. Cincinnati Bengals, Nov 15, 2020 |
| Receptions | 9 vs. Detroit Lions, Nov 14, 2021 6 at Minnesota Vikings, Dec 09, 2021 | Longest Punt Return | 57 at Tennessee Titans, Oct 25, 2020 42 vs. Cincinnati Bengals, Nov 15, 2020 |
| Receiving Yards | 63 vs. Detroit Lions, Nov 14, 2021 33 vs. Cincinnati Bengals, Sep 26, 2021 | Punt Returns | 6 vs. Detroit Lions, Nov 14, 2021 4 vs. Baltimore Ravens, Dec 05, 2021 ...4 more at 4. |
| Longest Receptions | 24 vs. Cincinnati Bengals, Sep 26, 2021 17 vs. Detroit Lions, Nov 14, 2021 | Receiving Average | 11.0 vs. Cincinnati Bengals, Sep 26, 2021 7.0 vs. Detroit Lions, Nov 14, 2021 |
| All-Purpose Yards | 152 vs. Detroit Lions, Nov 14, 2021 123 vs. Philadelphia Eagles, Oct 11, 2020 | Punt Return Average | 27.7 at Tennessee Titans, Oct 25, 2020 15.0 vs. Cincinnati Bengals, Nov 15, 2020 |
| Kickoff Returns | 4 vs. Las Vegas Raiders, Sep 19, 2021 4 vs. Indianapolis Colts, Dec 27, 2020 | Kickoff Return Average | 33.0 at Green Bay Packers, Oct 03, 2021 24.3 vs. Seattle Seahawks, Oct 17, 2021 |
| Kickoff Return Yards | 99 at Green Bay Packers, Oct 03, 2021 92 vs. Las Vegas Raiders, Sep 19, 2021 | | |

2021 PITTSBURGH STEELERS

104

UPDATED PLAYER BIOS

2021 GAME-BY-GAME REGULAR-SEASON STATISTICS (STEELERS)

| DATE | OPPONENT | P/S | RECEIVING | | | | | RUSHING | | | | | W/L/T | SCORE |
|--------------|-------------|------|-----------|------|------|----|----|------------------|------|------|----|----|-------|--------|
| | | | NO. | YDS. | AVG. | LG | TD | NO. | YDS. | AVG. | LG | TD | | |
| 09/12 | at Bills | P | 0 | 0 | 0.0 | 0 | 0 | 0 | 0 | 0.0 | 0 | 0 | W | 23-16 |
| 09/19 | Raiders | P | 0 | 0 | 0.0 | 0 | 0 | 0 | 0 | 0.0 | 0 | 0 | L | 17-26 |
| 09/26 | Bengals | P | 3 | 33 | 11.0 | 24 | 0 | 0 | 0 | 0.0 | 0 | 0 | L | 10-24 |
| 10/03 | at Packers | P | 1 | 2 | 2.0 | 2 | 0 | 0 | 0 | 0.0 | 0 | 0 | L | 17-27 |
| 10/10 | Broncos | P | 1 | 1 | 1.0 | 1 | 0 | 0 | 0 | 0.0 | 0 | 0 | W | 27-19 |
| 10/17 | Seahawks | P | 2 | 18 | 9.0 | 15 | 0 | 0 | 0 | 0.0 | 0 | 0 | W | 23-20+ |
| 10/31 | at Browns | S | 0 | 0 | 0.0 | 0 | 0 | 1 | 10 | 10.0 | 10 | 0 | W | 15-10 |
| 11/08 | Bears | P | 1 | 12 | 12.0 | 12 | 0 | 0 | 0 | 0.0 | 0 | 0 | W | 29-27 |
| 11/14 | Lions | S | 9 | 63 | 7.0 | 17 | 0 | 0 | 0 | 0.0 | 0 | 0 | T | 16-16 |
| 11/21 | at Chargers | P | 2 | 12 | 6.0 | 8 | 0 | 1 | 5 | 5.0 | 5 | 0 | L | 37-41 |
| 11/28 | at Bengals | | | | | | | RESERVE/COVID-19 | | | | | L | 10-41 |
| 12/05 | Ravens | P | 1 | 7 | 7.0 | 7 | 0 | 0 | 0 | 0.0 | 0 | 0 | W | 20-19 |
| 12/09 | at Vikings | S | 6 | 32 | 5.3 | 10 | 0 | 0 | 0 | 0.0 | 0 | 0 | L | 28-36 |
| 12/19 | Titans | P | 1 | 0 | 0.0 | 0 | 0 | 0 | 0 | 0.0 | 0 | 0 | W | 19-13 |
| 2021 TOTALS | | 13-3 | 27 | 180 | 6.7 | 24 | 0 | 2 | 15 | 7.5 | 10 | 0 | 7-6-1 | |
| + - Overtime | | | | | | | | | | | | | | |



ANTHONY MCFARLAND JR. RUNNING BACK

HEIGHT: 5-8 BIRTHPLACE Hyattsville, MD
WEIGHT: 193 HOW ACQUIRED: D4a '20
COLLEGE: Maryland NFL EXPERIENCE: 2nd year
BORN: Mar. 4, 1999 (22)

REGULAR SEASON COMPARISON: RECEIVING - TENNESSEE TITANS

| DATE | OPP | W/L | GP/GS | REC | YDS. | AVG. | TD | LG | TGTS | YAC |
|----------|-----------|-----|-------|-----|------|------|----|----|------|-----|
| 10/25/20 | PIT @ TEN | W | P | 0 | 0 | 0 | 0 | 0 | 1 | 0 |
| TOTALS | | 1/0 | 1/0 | 0 | 0 | 0 | 0 | 0 | 1 | 0 |

ANTHONY MCFARLAND JR.'S NFL REGULAR SEASON RUSHING/RECEIVING STATISTICS

| RUSHING | | | | | | | | | | RECEIVING | | | | |
|------------|----------|----|----|-----|------|------|----|----|--|-----------|------|------|----|----|
| DATE | TEAM | GP | GS | NO. | YDS. | AVG. | LG | TD | | NO. | YDS. | AVG. | LG | TD |
| 2020 | Steelers | 11 | 0 | 33 | 113 | 3.4 | 20 | 0 | | 6 | 54 | 9.0 | 17 | 0 |
| 2021 | Steelers | 2 | 0 | 3 | 3 | 1.0 | 3 | 0 | | 1 | 11 | 11.0 | 11 | 0 |
| NFL TOTALS | | 13 | 0 | 36 | 116 | 3.2 | 20 | 0 | | 7 | 65 | 9.3 | 17 | 0 |

ANTHONY MCFARLAND JR.'S NFL POSTSEASON RUSHING/RECEIVING STATISTICS

| RUSHING | | | | | | | | | | RECEIVING | | | | |
|------------|----------|----|----|-----|------|------|----|----|--|-----------|------|------|----|----|
| DATE | TEAM | GP | GS | NO. | YDS. | AVG. | LG | TD | | NO. | YDS. | AVG. | LG | TD |
| 2020 | Steelers | 0 | 0 | 0 | 0 | 0.0 | 0 | 0 | | 0 | 0 | 0.0 | 0 | 0 |
| NFL TOTALS | | 0 | 0 | 0 | 0 | 0.0 | 0 | 0 | | 0 | 0 | 0.0 | 0 | 0 |

ANTHONY MCFARLAND JR.'S NFL REGULAR SEASON RETURN STATISTICS

| KICKOFF RETURNS | | | | | | | | PUNT RETURNS | | | | | | |
|-----------------|----------|------|------|------|----|----|--|--------------|----|------|------|----|----|--|
| DATE | TEAM | RET. | YDS. | AVG. | LG | TD | | NO. | FC | YDS. | AVG. | LG | TD | |
| 2020 | Steelers | 0 | 0 | 0.0 | 0 | 0 | | 0 | 0 | 0 | 0.0 | 0 | 0 | |
| 2021 | Steelers | 3 | 73 | 24.3 | 25 | 0 | | 0 | 0 | 0 | 0.0 | 0 | 0 | |
| NFL TOTALS | | 3 | 73 | 24.3 | 25 | 0 | | 0 | 0 | 0 | 0.0 | 0 | 0 | |

ANTHONY MCFARLAND JR.'S NFL POSTSEASON RETURN STATISTICS

| KICKOFF RETURNS | | | | | | | PUNT RETURNS | | | | | | |
|-----------------|----------|------|------|------|----|----|--------------|----|------|------|----|----|--|
| DATE | TEAM | RET. | YDS. | AVG. | LG | TD | NO. | FC | YDS. | AVG. | LG | TD | |
| 2020 | Steelers | 0 | 0 | 0.0 | 0 | 0 | 0 | 0 | 0 | 0.0 | 0 | 0 | |
| NFL TOTALS | | 0 | 0 | 0.0 | 0 | 0 | 0 | 0 | 0 | 0.0 | 0 | 0 | |

SINGLE-GAME HIGHS: RUSHING/RECEIVING

Rush Attempts 6 vs. Houston Texans, Sep 27, 2020
5 at Cleveland Browns, Jan 03, 2021
Rushing Yards 42 vs. Houston Texans, Sep 27, 2020
17 at Cleveland Browns, Jan 03, 2021
Longest Runs 20 vs. Houston Texans, Sep 27, 2020
11 vs. Houston Texans, Sep 27, 2020
2 at Dallas Cowboys, Nov 08, 2020
Receptions 1 at Cincinnati Bengals, Dec 21, 2020
...3 more at 1.
Receiving Yards 17 vs. Baltimore Ravens, Dec 02, 2020
15 at Dallas Cowboys, Nov 08, 2020
Longest Receptions 17 vs. Baltimore Ravens, Dec 02, 2020
11 at Cincinnati Bengals, Nov 28, 2021

All-Purpose Yards 75 at Cincinnati Bengals, Nov 28, 2021
49 vs. Houston Texans, Sep 27, 2020
Kickoff Returns 3 at Cincinnati Bengals, Nov 28, 2021
Kickoff Return Yards 73 at Cincinnati Bengals, Nov 28, 2021
Longest Kickoff Return 25 at Cincinnati Bengals, Nov 28, 2021
24 at Cincinnati Bengals, Nov 28, 2021
...1 more at 24.
Kickoff Return Average 24.3 at Cincinnati Bengals, Nov 28, 2021

2021 GAME-BY-GAME REGULAR-SEASON STATISTICS (STEELERS)

| DATE | OPPONENT | P/S | RUSHING | | | | | RECEIVING | | | | | W/L/T | SCORE |
|--------------|-------------|-----|---------|------|------|----|----|-----------|------|------|----|----|-------|--------|
| | | | NO. | YDS. | AVG. | LG | TD | NO. | YDS. | AVG. | LG | TD | | |
| 09/12 | at Bills | | | | | | | | | | | | W | 23-16 |
| 09/19 | Raiders | | | | | | | | | | | | L | 17-26 |
| 09/26 | Bengals | | | | | | | | | | | | L | 10-24 |
| 10/03 | at Packers | | | | | | | | | | | | L | 17-27 |
| 10/10 | Broncos | | | | | | | | | | | | W | 27-19 |
| 10/17 | Seahawks | | | | | | | | | | | | W | 23-20+ |
| 10/31 | at Browns | P | 1 | 1 | 1.0 | 1 | 0 | 0 | 0 | 0.0 | 0 | 0 | W | 15-10 |
| 11/08 | Bears | | | | | | | | | | | | W | 29-27 |
| 11/14 | Lions | | | | | | | | | | | | T | 16-16 |
| 11/21 | at Chargers | | | | | | | | | | | | L | 37-41 |
| 11/28 | at Bengals | P | 2 | 2 | 1.0 | 3 | 0 | 1 | 11 | 11.0 | 11 | 0 | L | 10-41 |
| 12/05 | Ravens | | | | | | | | | | | | W | 20-19 |
| 12/09 | at Vikings | | | | | | | | | | | | L | 28-36 |
| 12/19 | Titans | | | | | | | | | | | | W | 19-13 |
| 2021 TOTALS | | 2-0 | 3 | 3 | 1.0 | 3 | 0 | 1 | 11 | 11.0 | 11 | 0 | 7-6-1 | |
| + - Overtime | | | | | | | | | | | | | | |

2020 GAME-BY-GAME POSTSEASON STATISTICS (STEELERS)

| DATE | OPPONENT | P/S | RUSHING | | | | | RECEIVING | | | | | W/L | SCORE |
|------------------|----------|-----|---------|------|------|----|----|-----------|------|------|----|----|-----|-------|
| | | | NO. | YDS. | AVG. | LG | TD | NO. | YDS. | AVG. | LG | TD | | |
| 01/10 | Browns | | | | | | | | | | | | L | 37-48 |
| ON INACTIVE LIST | | | | | | | | | | | | | | |
| 2020 TOTALS | | 0-0 | 0 | 0 | 0.0 | 0 | 0 | 0 | 0 | 0.0 | 0 | 0 | 0-1 | |



HENRY MONDEAUX
(Mahn-doe)
DEFENSIVE END
HEIGHT: 6-4
WEIGHT: 280
COLLEGE: Oregon
BORN: Sep. 19, 1995 (26)
BIRTHPLACE: Portland, OR
HOW ACQUIRED: FA '19
NFL EXPERIENCE: 2nd year

REGULAR SEASON COMPARISON: DEFENSIVE - TENNESSEE TITANS

| DATE | OPP | W/L | TACKLES | | | | | SACK | YDS. | INT | TFL | PD | QBH | TD | MISC | |
|----------|-------------|-----|---------|----|-----|------|------|------|------|-----|-----|----|-----|----|------|----|
| | | | GP | GS | TOT | SOLO | ASST | | | | | | | | FF | FR |
| 12/19/21 | PIT vs. TEN | W | 2 | 0 | 2 | 0 | 2 | 0.0 | 0.0 | 0 | 0 | 0 | 0 | 0 | 0 | 0 |
| TOTALS | | 1/0 | 1/1 | | 2 | 0 | 2 | 0.0 | 0.0 | 0 | 0 | 0 | 0 | 0 | 0 | 0 |

HENRY MONDEAUX'S NFL REGULAR SEASON DEFENSIVE STATISTICS

| DATE | TEAM | GP | GS | TACKLES | | | | | | | INTERCEPTIONS | | | | | | | O. FUMB | | | | ST | | | | MISC | |
|------------|----------|----|----|---------|---|----|-----|-----|-----|-----|---------------|----|-----|----|----|----|----|---------|----|-----|----|----|---|----|----|------|---|
| | | | | TK | S | A | TFL | YDS | SK | YDS | QBH | NO | YDS | LG | TD | PD | FF | FR | TD | YDS | TK | S | A | FF | FR | S | A |
| 2019 | Steelers | 0 | 0 | 0 | 0 | 0 | 0 | 0 | 0.0 | 0.0 | 0 | 0 | 0 | 0 | 0 | 0 | 0 | 0 | 0 | 0 | 0 | 0 | 0 | 0 | | | |
| 2020 | Steelers | 11 | 0 | 4 | 2 | 1 | 1 | 0.0 | 0.0 | 2 | 0 | 0 | 0 | 0 | 0 | 0 | 0 | 0 | 1 | 1 | 0 | 0 | 0 | 0 | | | |
| 2021 | Steelers | 12 | 2 | 12 | 4 | 8 | 1 | 8 | 1.0 | 8.0 | 1 | 0 | 0 | 0 | 0 | 0 | 0 | 0 | 0 | 0 | 0 | 0 | 0 | 0 | | | |
| NFL TOTALS | | 23 | 2 | 16 | 6 | 10 | 2 | 9 | 1.0 | 8.0 | 3 | 0 | 0 | 0 | 0 | 0 | 0 | 0 | 1 | 1 | 0 | 0 | 0 | 0 | | | |

HENRY MONDEAUX'S NFL POSTSEASON DEFENSIVE STATISTICS

| DATE | TEAM | GP | GS | TACKLES | | | | | | INTERCEPTIONS | | | | O. FUMB | | | ST | | | MISC | | | |
|------------|----------|----|----|---------|---|---|-----|-----|-----|---------------|-----|----|-----|---------|----|----|----|----|----|------|----|---|---|
| | | | | TK | S | A | TFL | YDS | SK | YDS | QBH | NO | YDS | LG | TD | PD | FF | FR | TD | YDS | TK | S | A |
| 2018 | Saints | 0 | 0 | 0 | 0 | 0 | 0 | 0.0 | 0.0 | 0 | 0 | 0 | 0 | 0 | 0 | 0 | 0 | 0 | 0 | 0 | 0 | 0 | 0 |
| 2020 | Steelers | 1 | 0 | 0 | 0 | 0 | 0 | 0.0 | 0.0 | 0 | 0 | 0 | 0 | 0 | 0 | 0 | 0 | 0 | 0 | 0 | 0 | 0 | 0 |
| NFL TOTALS | | 1 | 0 | 0 | 0 | 0 | 0 | 0.0 | 0.0 | 0 | 0 | 0 | 0 | 0 | 0 | 0 | 0 | 0 | 0 | 0 | 0 | 0 | 0 |

SINGLE-GAME HIGHS: DEFENSIVE

- Total Tackles

2 vs. Tennessee Titans, Dec 19, 2021

2 vs. Baltimore Ravens, Dec 05, 2021

...3 more at 2.
- Tackles For Loss

1 at Dallas Cowboys, Nov 08, 2020
- Special Teams Tackles

1 vs. Indianapolis Colts, Dec 27, 2020

2021 GAME-BY-GAME REGULAR-SEASON STATISTICS (STEELERS)

| DATE | OPPONENT | P/S | TACKLES | | | | | | | INTERCEPTIONS | | | | | O. FUMB | | | ST | | | MISC | | W/L | SCORE | | | |
|--------------|-------------|------|---------|---|---|-----|-----|-----|-----|----------------|----|-----|----|----|---------|----|----|----|-----|----|------|---|-----|-------|----|-------|--------|
| | | | TK | S | A | SK | YDS | TFL | YDS | QBH | NO | YDS | LG | TD | PD | FF | FR | TD | YDS | TK | S | A | | | FF | FR | S |
| 09/12 | at Bills | | | | | | | | | PRACTICE SQUAD | | | | | | | | | | | | | | | W | | 23-16 |
| 09/19 | Raiders | | | | | | | | | DID NOT PLAY | | | | | | | | | | | | | | | L | | 17-26 |
| 09/26 | Bengals | P | 0 | 0 | 0 | 0.0 | 0.0 | 0 | 0 | 0 | 0 | 0 | 0 | 0 | 0 | 0 | 0 | 0 | 0 | 0 | 0 | 0 | 0 | 0 | 0 | L | 10-24 |
| 10/03 | at Packers | P | 1 | 0 | 1 | 0.0 | 0.0 | 0 | 0 | 0 | 0 | 0 | 0 | 0 | 0 | 0 | 0 | 0 | 0 | 0 | 0 | 0 | 0 | 0 | 0 | L | 17-27 |
| 10/10 | Broncos | P | 1 | 1 | 0 | 1.0 | 8.0 | 1 | 8 | 1 | 0 | 0 | 0 | 0 | 0 | 0 | 0 | 0 | 0 | 0 | 0 | 0 | 0 | 0 | 0 | W | 27-19 |
| 10/17 | Seahawks | P | 0 | 0 | 0 | 0.0 | 0.0 | 0 | 0 | 0 | 0 | 0 | 0 | 0 | 0 | 0 | 0 | 0 | 0 | 0 | 0 | 0 | 0 | 0 | 0 | W | 23-20+ |
| 10/31 | at Browns | P | 1 | 0 | 1 | 0.0 | 0.0 | 0 | 0 | 0 | 0 | 0 | 0 | 0 | 0 | 0 | 0 | 0 | 0 | 0 | 0 | 0 | 0 | 0 | 0 | W | 15-10 |
| 11/08 | Bears | P | 2 | 1 | 1 | 0.0 | 0.0 | 0 | 0 | 0 | 0 | 0 | 0 | 0 | 0 | 0 | 0 | 0 | 0 | 0 | 0 | 0 | 0 | 0 | 0 | W | 29-27 |
| 11/14 | Lions | P | 0 | 0 | 0 | 0.0 | 0.0 | 0 | 0 | 0 | 0 | 0 | 0 | 0 | 0 | 0 | 0 | 0 | 0 | 0 | 0 | 0 | 0 | 0 | 0 | T | 16-16 |
| 11/21 | at Chargers | P | 0 | 0 | 0 | 0.0 | 0.0 | 0 | 0 | 0 | 0 | 0 | 0 | 0 | 0 | 0 | 0 | 0 | 0 | 0 | 0 | 0 | 0 | 0 | 0 | L | 37-41 |
| 11/28 | at Bengals | S | 2 | 0 | 2 | 0.0 | 0.0 | 0 | 0 | 0 | 0 | 0 | 0 | 0 | 0 | 0 | 0 | 0 | 0 | 0 | 0 | 0 | 0 | 0 | 0 | L | 10-41 |
| 12/05 | Ravens | P | 2 | 1 | 1 | 0.0 | 0.0 | 0 | 0 | 0 | 0 | 0 | 0 | 0 | 0 | 0 | 0 | 0 | 0 | 0 | 0 | 0 | 0 | 0 | 0 | W | 20-19 |
| 12/09 | at Vikings | P | 1 | 1 | 0 | 0.0 | 0.0 | 0 | 0 | 0 | 0 | 0 | 0 | 0 | 0 | 0 | 0 | 0 | 0 | 0 | 0 | 0 | 0 | 0 | 0 | L | 28-36 |
| 12/19 | Titans | S | 2 | 0 | 2 | 0.0 | 0.0 | 0 | 0 | 0 | 0 | 0 | 0 | 0 | 0 | 0 | 0 | 0 | 0 | 0 | 0 | 0 | 0 | 0 | 0 | W | 19-13 |
| 2021 TOTALS | | 12-2 | 12 | 4 | 8 | 1.0 | 8.0 | 1 | 8 | 1 | 0 | 0 | 0 | 0 | 0 | 0 | 0 | 0 | 0 | 0 | 0 | 0 | 0 | 0 | 0 | 7-6-1 | |
| + - Overtime | | | | | | | | | | | | | | | | | | | | | | | | | | | |

+ - Overtime


2020 GAME-BY-GAME POSTSEASON STATISTICS (STEELERS)

| DATE | OPPONENT | P/S | TACKLES | | | | | | INTERCEPTIONS | | | | | O. FUMB | | | ST | | | MISC | | W/L | SCORE | | | | | |
|-------------|----------|-----|---------|---|---|-----|-----|-----|---------------|-----|----|-----|----|---------|----|----|----|----|-----|------|---|-----|-------|---|----|----|-----|-------|
| | | | TK | S | A | SK | YDS | TFL | YDS | QBH | NO | YDS | LG | TD | PD | FF | FR | TD | YDS | TK | S | | | A | FF | FR | TD | YDS |
| 01/10 | Browns | P | 0 | 0 | 0 | 0.0 | 0.0 | 0 | 0 | 0 | 0 | 0 | 0 | 0 | 0 | 0 | 0 | 0 | 0 | 0 | 0 | 0 | 0 | 0 | 0 | 0 | L | 37-48 |
| 2020 TOTALS | | 1-0 | 0 | 0 | 0 | 0.0 | 0.0 | 0 | 0 | 0 | 0 | 0 | 0 | 0 | 0 | 0 | 0 | 0 | 0 | 0 | 0 | 0 | 0 | 0 | 0 | 0 | 0-1 | |

2018 GAME-BY-GAME POSTSEASON STATISTICS (SAINTS)

| DATE | OPPONENT | P/S | TACKLES | | | | | INTERCEPTIONS | | | | | O. FUMB | | | ST | | | MISC | | W/L | SCORE | | | | |
|-------------|----------|-----|----------------|---|---|-----|-----|---------------|-----|-----|----|-----|---------|----|----|----|----|----|------|----|-----|-------|---|--------|----|-----|
| | | | TK | S | A | SK | YDS | TFL | YDS | QBH | NO | YDS | LG | TD | PD | FF | FR | TD | YDS | TK | | | S | A | FF | FR |
| 01/13 | Eagles | | PRACTICE SQUAD | | | | | | | | | | | | | | | | | | | | W | 20-14 | | |
| 01/20 | Rams | | PRACTICE SQUAD | | | | | | | | | | | | | | | | | | | | L | 23-26+ | | |
| 2018 TOTALS | | | 0 | 0 | 0 | 0.0 | 0.0 | 0 | 0 | 0 | 0 | 0 | 0 | 0 | 0 | 0 | 0 | 0 | 0 | 0 | 0 | 0 | 0 | 0 | 0 | 1-1 |

+ - Overtime



65

DAN MOORE JR.

OFFENSIVE TACKLE

HEIGHT: 6-5

WEIGHT: 315

COLLEGE: Texas A&M

BORN: Sep. 28, 1998 (23)

BIRTHPLACE: Beaumont, TX

HOW ACQUIRED: D4a '21

NFL EXPERIENCE: R

DAN MOORE JR.'S NFL REGULAR SEASON STATISTICS

| DATE | TEAM | GP | GS |
|------------|----------|----|----|
| 2021 | Steelers | 14 | 14 |
| NFL TOTALS | | 14 | 14 |

2021 GAME-BY-GAME REGULAR-SEASON STATISTICS (STEELERS)

| DATE | OPPONENT | P/S | W/L/T | SCORE |
|--------------|-------------|-------|-------|--------|
| 09/12 | at Bills | S | W | 23-16 |
| 09/19 | Raiders | S | L | 17-26 |
| 09/26 | Bengals | S | L | 10-24 |
| 10/03 | at Packers | S | L | 17-27 |
| 10/10 | Broncos | S | W | 27-19 |
| 10/17 | Seahawks | S | W | 23-20+ |
| 10/31 | at Browns | S | W | 15-10 |
| 11/08 | Bears | S | W | 29-27 |
| 11/14 | Lions | S | T | 16-16 |
| 11/21 | at Chargers | S | L | 37-41 |
| 11/28 | at Bengals | S | L | 10-41 |
| 12/05 | Ravens | S | W | 20-19 |
| 12/09 | at Vikings | S | L | 28-36 |
| 12/19 | Titans | S | W | 19-13 |
| 2021 TOTALS | | 14-14 | 7-6-1 | |
| + - Overtime | | | | |



21

TRE NORWOOD

DEFENSIVE BACK

HEIGHT: 6-0

WEIGHT: 194

COLLEGE: Oklahoma

BORN: Apr. 19, 1999 (22)

BIRTHPLACE: Fort Smith, AR

HOW ACQUIRED: D7a '21

NFL EXPERIENCE: R

REGULAR SEASON COMPARISON: DEFENSIVE - TENNESSEE TITANS

| DATE | OPP | W/L | GP/GS | TACKLES | | | | ASST | SACK | YDS. | INT | TFL | PD | QBH | TD | MISC | | |
|----------|-------------|-----|-------|---------|------|----|-----|------|------|------|-----|-----|----|-----|----|------|----|----|
| | | | | TOT | SOLO | FL | YDS | | | | | | | | | FF | FR | FR |
| 12/19/21 | PIT vs. TEN | W | P | 1 | 1 | | | 0 | 0.0 | 0.0 | 0 | 0 | 0 | 0 | 0 | 0 | 0 | 0 |
| TOTALS | | 1/0 | 1/0 | 1 | 1 | | | 0 | 0.0 | 0.0 | 0 | 0 | 0 | 0 | 0 | 0 | 0 | 0 |

TRE NORWOOD'S NFL REGULAR SEASON DEFENSIVE STATISTICS

| DATE | TEAM | GP | GS | TACKLES | | | | | | | INTERCEPTIONS | | | | | O. FUMB | | | | ST | | | | MISC | | |
|------------|----------|----|----|---------|----|---|-----|-----|-----|-----|---------------|----|-----|----|----|---------|----|----|----|-----|----|---|---|------|----|---|
| | | | | TK | S | A | TFL | YDS | SK | YDS | QBH | NO | YDS | LG | TD | PD | FF | FR | TD | YDS | TK | S | A | FF | FR | S |
| 2021 | Steelers | 14 | 3 | 31 | 27 | 4 | 2 | 4 | 0.0 | 0.0 | 0 | 0 | 0 | 0 | 3 | 0 | 0 | 0 | 0 | 2 | 1 | 1 | 0 | 0 | 0 | 0 |
| NFL TOTALS | | 14 | 3 | 31 | 27 | 4 | 2 | 4 | 0.0 | 0.0 | 0 | 0 | 0 | 0 | 3 | 0 | 0 | 0 | 0 | 2 | 1 | 1 | 0 | 0 | 0 | 0 |

SINGLE-GAME HIGHS: DEFENSIVE

| | | | |
|-----------------|---|-----------------------|--------------------------------------|
| Total Tackles | 7 at Los Angeles Chargers, Nov 21, 2021 | Tackles For Loss | 1 vs. Seattle Seahawks, Oct 17, 2021 |
| | 5 at Buffalo Bills, Sep 12, 2021 | Special Teams Tackles | 1 vs. Baltimore Ravens, Dec 05, 2021 |
| Passes Defensed | 2 vs. Detroit Lions, Nov 14, 2021 | | 1 at Buffalo Bills, Sep 12, 2021 |
| | 1 vs. Seattle Seahawks, Oct 17, 2021 | | |

2021 GAME-BY-GAME REGULAR-SEASON STATISTICS (STEELERS)

| DATE | OPPONENT | P/S | TACKLES | | | | | | | | INTERCEPTIONS | | | | O. FUMB | | | ST | | | MISC | | W/L | SCORE | | | |
|--------------|-------------|------|---------|----|---|-----|-----|-----|-----|-----|---------------|-----|----|----|---------|----|----|----|-----|----|------|---|-----|-------|-------|--------|---|
| | | | TK | S | A | SK | YDS | TFL | YDS | QBH | NO | YDS | LG | TD | PD | FF | FR | TD | YDS | TK | S | A | | | FF | FR | S |
| 09/12 | at Bills | S | 5 | 4 | 1 | 0.0 | 0.0 | 0 | 0 | 0 | 0 | 0 | 0 | 0 | 0 | 0 | 0 | 0 | 1 | 1 | 0 | 0 | 0 | 0 | W | 23-16 | |
| 09/19 | Raiders | P | 1 | 1 | 0 | 0.0 | 0.0 | 0 | 0 | 0 | 0 | 0 | 0 | 0 | 0 | 0 | 0 | 0 | 0 | 0 | 0 | 0 | 0 | 0 | L | 17-26 | |
| 09/26 | Bengals | P | 3 | 3 | 0 | 0.0 | 0.0 | 0 | 0 | 0 | 0 | 0 | 0 | 0 | 0 | 0 | 0 | 0 | 0 | 0 | 0 | 0 | 0 | 0 | L | 10-24 | |
| 10/03 | at Packers | P | 0 | 0 | 0 | 0.0 | 0.0 | 0 | 0 | 0 | 0 | 0 | 0 | 0 | 0 | 0 | 0 | 0 | 0 | 0 | 0 | 0 | 0 | 0 | L | 17-27 | |
| 10/10 | Broncos | P | 2 | 2 | 0 | 0.0 | 0.0 | 0 | 0 | 0 | 0 | 0 | 0 | 0 | 0 | 0 | 0 | 0 | 0 | 0 | 0 | 0 | 0 | 0 | W | 27-19 | |
| 10/17 | Seahawks | P | 3 | 3 | 0 | 0.0 | 0.0 | 1 | 4 | 0 | 0 | 0 | 0 | 0 | 1 | 0 | 0 | 0 | 0 | 0 | 0 | 0 | 0 | 0 | W | 23-20+ | |
| 10/31 | at Browns | P | 2 | 2 | 0 | 0.0 | 0.0 | 0 | 0 | 0 | 0 | 0 | 0 | 0 | 0 | 0 | 0 | 0 | 0 | 0 | 0 | 0 | 0 | 0 | W | 15-10 | |
| 11/08 | Bears | P | 1 | 1 | 0 | 0.0 | 0.0 | 0 | 0 | 0 | 0 | 0 | 0 | 0 | 0 | 0 | 0 | 0 | 0 | 0 | 0 | 0 | 0 | 0 | W | 29-27 | |
| 11/14 | Lions | S | 1 | 1 | 0 | 0.0 | 0.0 | 0 | 0 | 0 | 0 | 0 | 0 | 2 | 0 | 0 | 0 | 0 | 0 | 0 | 0 | 0 | 0 | 0 | T | 16-16 | |
| 11/21 | at Chargers | S | 7 | 6 | 1 | 0.0 | 0.0 | 0 | 0 | 0 | 0 | 0 | 0 | 0 | 0 | 0 | 0 | 0 | 0 | 0 | 0 | 0 | 0 | 0 | L | 37-41 | |
| 11/28 | at Bengals | P | 1 | 1 | 0 | 0.0 | 0.0 | 1 | 0 | 0 | 0 | 0 | 0 | 0 | 0 | 0 | 0 | 0 | 0 | 0 | 0 | 0 | 0 | 0 | L | 10-41 | |
| 12/05 | Ravens | P | 3 | 1 | 2 | 0.0 | 0.0 | 0 | 0 | 0 | 0 | 0 | 0 | 0 | 0 | 0 | 0 | 0 | 1 | 0 | 1 | 0 | 0 | 0 | W | 20-19 | |
| 12/09 | at Vikings | P | 1 | 1 | 0 | 0.0 | 0.0 | 0 | 0 | 0 | 0 | 0 | 0 | 0 | 0 | 0 | 0 | 0 | 0 | 0 | 0 | 0 | 0 | 0 | L | 28-36 | |
| 12/19 | Titans | P | 1 | 1 | 0 | 0.0 | 0.0 | 0 | 0 | 0 | 0 | 0 | 0 | 0 | 0 | 0 | 0 | 0 | 0 | 0 | 0 | 0 | 0 | 0 | W | 19-13 | |
| 2021 TOTALS | | 14-3 | 31 | 27 | 4 | 0.0 | 0.0 | 2 | 4 | 0 | 0 | 0 | 0 | 0 | 3 | 0 | 0 | 0 | 2 | 1 | 1 | 0 | 0 | 0 | 7-6-1 | | |
| + - Overtime | | | | | | | | | | | | | | | | | | | | | | | | | | | |



CHUKWUMA OKORAFOR

(Chuck-WOO-muh oh-KOR-uh-for)

OFFENSIVE LINEMAN

HEIGHT: 6-6

WEIGHT: 320

COLLEGE: Western Michigan

BORN: Aug. 8, 1997 (24)

BIRTHPLACE Southfield, MI

HOW ACQUIRED: D3b '18

NFL EXPERIENCE: 4th year

CHUKWUMA OKORAFOR'S NFL REGULAR SEASON STATISTICS

| DATE | TEAM | GP | GS |
|------------|----------|----|----|
| 2018 | Steelers | 13 | 3 |
| 2019 | Steelers | 1 | 1 |
| 2020 | Steelers | 16 | 15 |
| 2021 | Steelers | 13 | 13 |
| NFL TOTALS | | 43 | 32 |

CHUKWUMA OKORAFOR'S NFL POSTSEASON STATISTICS


| DATE | TEAM | GP | GS |
|------------|----------|----|----|
| 2020 | Steelers | 1 | 1 |
| NFL TOTALS | | 1 | 1 |

2021 GAME-BY-GAME REGULAR-SEASON STATISTICS (STEELERS)

| DATE | OPPONENT | P/S | W/L/T | SCORE |
|--------------|-------------|------------------|-------|--------|
| 09/12 | at Bills | S | W | 23-16 |
| 09/19 | Raiders | S | L | 17-26 |
| 09/26 | Bengals | S | L | 10-24 |
| 10/03 | at Packers | ON INACTIVE LIST | L | 17-27 |
| 10/10 | Broncos | | W | 27-19 |
| 10/17 | Seahawks | | W | 23-20+ |
| 10/31 | at Browns | | W | 15-10 |
| 11/08 | Bears | | W | 29-27 |
| 11/14 | Lions | | T | 16-16 |
| 11/21 | at Chargers | | L | 37-41 |
| 11/28 | at Bengals | | L | 10-41 |
| 12/05 | Ravens | | W | 20-19 |
| 12/09 | at Vikings | | L | 28-36 |
| 12/19 | Titans | | W | 19-13 |
| 2021 TOTALS | | 13-13 | 7-6-1 | |
| + - Overtime | | | | |

2020 GAME-BY-GAME POSTSEASON STATISTICS (STEELERS)

| DATE | OPPONENT | P/S | W/L | SCORE |
|-------------|----------|-----|-----|-------|
| 01/10 | Browns | S | L | 37-48 |
| 2020 TOTALS | | 1-1 | 0-1 | |



JAMES PIERRE CORNERBACK

HEIGHT: 6-2 BIRTHPLACE: Deerfield Beach, FL
WEIGHT: 185 HOW ACQUIRED: UDFA '20
COLLEGE: Florida Atlantic NFL EXPERIENCE: 2nd year
BORN: Sep. 16, 1996 (25)

JAMES PIERRE'S NFL REGULAR SEASON DEFENSIVE STATISTICS

| DATE | TEAM | GP | GS | TACKLES | | | | | | | QBH | INTERCEPTIONS | | | | O. FUMB | | | | ST | | | | MISC | |
|------------|----------|----|----|---------|----|---|-----|-----|-----|-----|-----|---------------|-----|----|----|---------|----|----|----|-----|----|---|---|------|----|
| | | | | TK | S | A | TFL | YDS | SK | YDS | | NO | YDS | LG | TD | PD | FF | FR | TD | YDS | TK | S | A | FF | FR |
| 2020 | Steelers | 16 | 0 | 1 | 1 | 0 | 1 | 1 | 0.0 | 0.0 | 0 | 0 | 0 | 0 | 0 | 0 | 0 | 9 | 6 | 3 | 0 | 0 | 0 | 0 | |
| 2021 | Steelers | 14 | 4 | 37 | 34 | 3 | 0 | 0 | 0.0 | 0.0 | 0 | 1 | 0 | 0 | 4 | 1 | 0 | 0 | 10 | 4 | 6 | 2 | 0 | 0 | |
| NFL TOTALS | | 30 | 4 | 38 | 35 | 3 | 1 | 1 | 0.0 | 0.0 | 0 | 1 | 0 | 0 | 4 | 1 | 0 | 0 | 19 | 10 | 9 | 2 | 0 | 0 | |

JAMES PIERRE'S NFL POSTSEASON DEFENSIVE STATISTICS

| | | TACKLES | | | | | | | | | | INTERCEPTIONS | | | | | O. FUMB | | | | ST | | | | MISC | | | |
|------------|----------|---------|----|----|---|---|-----|-----|-----|-----|-----|---------------|-----|----|----|----|---------|----|----|-----|----|---|---|----|------|---|---|---|
| DATE | TEAM | GP | GS | TK | S | A | TFL | YDS | SK | YDS | QBH | NO | YDS | LG | TD | PD | FF | FR | TD | YDS | TK | S | A | FF | FR | S | A | |
| 2020 | Steelers | 1 | 0 | 0 | 0 | 0 | 0 | 0 | 0.0 | 0.0 | 0 | 0 | 0 | 0 | 0 | 1 | 0 | 0 | 0 | 0 | 2 | 2 | 0 | 0 | 0 | 0 | 0 | 0 |
| NFL TOTALS | | 1 | 0 | 0 | 0 | 0 | 0 | 0 | 0.0 | 0.0 | 0 | 0 | 0 | 0 | 0 | 1 | 0 | 0 | 0 | 0 | 2 | 2 | 0 | 0 | 0 | 0 | 0 | 0 |

SINGLE-GAME HIGHS: DEFENSIVE

- Total Tackles6 vs. Denver Broncos, Oct 10, 2021
6 vs. Las Vegas Raiders, Sep 19, 2021
...1 more at 6.
- Passes Defensed2 vs. Denver Broncos, Oct 10, 2021
1 vs. Cincinnati Bengals, Sep 26, 2021
...1 more at 1.
- Forced Fumbles1 vs. Seattle Seahawks, Oct 17, 2021
- Tackles For Loss1 at Jacksonville Jaguars, Nov 22, 2020
- Interceptions1 vs. Denver Broncos, Oct 10, 2021
- Special Teams Tackles2 vs. Detroit Lions, Nov 14, 2021
2 at Tennessee Titans, Oct 25, 2020
- Special Teams Forced Fumbles1 vs. Chicago Bears, Nov 08, 2021

SINGLE-GAME HIGHS - POSTSEASON: DEFENSIVE

- Passes Defensed1 vs. Cleveland Browns, Jan 10, 2021
- Special Teams Tackles2 vs. Cleveland Browns, Jan 10, 2021

2021 GAME-BY-GAME REGULAR SEASON STATISTICS (STEELERS)

| DATE | OPPONENT | P/S | TACKLES | | | | | | | INTERCEPTIONS | | | | | O. FUMB | | | ST | | | MISC | | W/L | SCORE | | |
|-------|-------------|-----|---------|---|---|-----|-----|-----|-----|---------------|----|-----|----|----|---------|----|----|----|-----|----|------|---|-----|-------|----|--------|
| | | | TK | S | A | SK | YDS | TFL | YDS | QBH | NO | YDS | LG | TD | PD | FF | FR | TD | YDS | TK | S | A | | | FF | FR |
| 09/12 | at Bills | P | 6 | 6 | 0 | 0.0 | 0.0 | 0 | 0 | 0 | 0 | 0 | 0 | 1 | 0 | 0 | 0 | 0 | 1 | 0 | 1 | 0 | 0 | 0 | W | 23-16 |
| 09/19 | Raiders | S | 6 | 6 | 0 | 0.0 | 0.0 | 0 | 0 | 0 | 0 | 0 | 0 | 0 | 0 | 0 | 0 | 0 | 1 | 0 | 1 | 0 | 0 | 0 | L | 17-26 |
| 09/26 | Bengals | P | 0 | 0 | 0 | 0.0 | 0.0 | 0 | 0 | 0 | 0 | 0 | 0 | 1 | 0 | 0 | 0 | 0 | 1 | 1 | 0 | 0 | 0 | 0 | L | 10-24 |
| 10/03 | at Packers | P | 1 | 1 | 0 | 0.0 | 0.0 | 0 | 0 | 0 | 0 | 0 | 0 | 0 | 0 | 0 | 0 | 0 | 0 | 0 | 0 | 0 | 0 | 0 | L | 17-27 |
| 10/10 | Broncos | S | 6 | 6 | 0 | 0.0 | 0.0 | 0 | 0 | 0 | 1 | 0 | 0 | 2 | 0 | 0 | 0 | 0 | 0 | 0 | 0 | 0 | 0 | 0 | W | 27-19 |
| 10/17 | Seahawks | P | 3 | 2 | 1 | 0.0 | 0.0 | 0 | 0 | 0 | 0 | 0 | 0 | 0 | 1 | 0 | 0 | 0 | 0 | 1 | 0 | 1 | 0 | 0 | W | 23-20+ |
| 10/31 | at Browns | P | 0 | 0 | 0 | 0.0 | 0.0 | 0 | 0 | 0 | 0 | 0 | 0 | 0 | 0 | 0 | 0 | 0 | 0 | 0 | 0 | 0 | 0 | 0 | W | 15-10 |
| 11/08 | Bears | P | 1 | 1 | 0 | 0.0 | 0.0 | 0 | 0 | 0 | 0 | 0 | 0 | 0 | 0 | 0 | 0 | 0 | 1 | 1 | 0 | 1 | 0 | 0 | W | 29-27 |
| 11/14 | Lions | P | 5 | 4 | 1 | 0.0 | 0.0 | 0 | 0 | 0 | 0 | 0 | 0 | 0 | 0 | 0 | 0 | 0 | 2 | 2 | 0 | 2 | 0 | 0 | T | 16-16 |
| 11/21 | at Chargers | S | 5 | 5 | 0 | 0.0 | 0.0 | 0 | 0 | 0 | 0 | 0 | 0 | 0 | 0 | 0 | 0 | 0 | 0 | 0 | 0 | 0 | 0 | 0 | L | 37-41 |
| 11/28 | at Bengals | S | 4 | 3 | 1 | 0.0 | 0.0 | 0 | 0 | 0 | 0 | 0 | 0 | 0 | 0 | 0 | 0 | 0 | 0 | 0 | 0 | 0 | 0 | 0 | L | 10-41 |
| 12/05 | Ravens | P | 0 | 0 | 0 | 0.0 | 0.0 | 0 | 0 | 0 | 0 | 0 | 0 | 0 | 0 | 0 | 0 | 0 | 1 | 0 | 1 | 0 | 0 | 0 | W | 20-19 |
| 12/09 | at Vikings | P | 0 | 0 | 0 | 0.0 | 0.0 | 0 | 0 | 0 | 0 | 0 | 0 | 0 | 0 | 0 | 0 | 0 | 0 | 0 | 0 | 0 | 0 | 0 | L | 28-36 |
| 12/19 | Titans | P | 0 | 0 | 0 | 0.0 | 0.0 | 0 | 0 | 0 | 0 | 0 | 0 | 0 | 0 | 0 | 0 | 0 | 2 | 2 | 0 | 1 | 0 | 0 | W | 19-13 |

+ - Overtime

2020 GAME-BY-GAME POSTSEASON STATISTICS (STEELERS)

| DATE | OPPONENT | P/S | TACKLES | | | | | | INTERCEPTIONS | | | | | O. FUMB | | | ST | | | MISC | | W/L | SCORE | | | | |
|-------------|----------|-----|---------|---|---|-----|-----|-----|---------------|-----|----|-----|----|---------|----|----|----|----|-----|------|---|-----|-------|---|----|-----|-------|
| | | | TK | S | A | SK | YDS | TFL | YDS | QBH | NO | YDS | LG | TD | PD | FF | FR | TD | YDS | TK | S | | | A | FF | FR | S |
| 01/10 | Browns | P | 0 | 0 | 0 | 0.0 | 0.0 | 0 | 0 | 0 | 0 | 0 | 0 | 1 | 0 | 0 | 0 | 0 | 2 | 2 | 0 | 0 | 0 | 0 | 0 | L | 37-48 |
| 2020 TOTALS | | 1-0 | 0 | 0 | 0 | 0.0 | 0.0 | 0 | 0 | 0 | 0 | 0 | 0 | 1 | 0 | 0 | 0 | 0 | 2 | 2 | 0 | 0 | 0 | 0 | 0 | 0-1 | |



KEVIN RADER

TIGHT END

HEIGHT: 6-4
WEIGHT: 250
COLLEGE: Youngstown State
BORN: Apr. 26, 1995 (26)
BIRTHPLACE: Pittsburgh, PA
HOW ACQUIRED: FA '19
NFL EXPERIENCE: 1st year

KEVIN RADER'S NFL REGULAR SEASON RUSHING/RECEIVING STATISTICS

| DATE | TEAM | GP | GS | RECEIVING | | | | | RUSHING | | | | |
|------------------------------------|----------|----|----|-----------|------|------|----|----|---------|------|------|----|----|
| | | | | NO. | YDS. | AVG. | LG | TD | NO. | YDS. | AVG. | LG | TD |
| 2018 | Packers | 0 | 0 | 0 | 0 | 0.0 | 0 | 0 | 0 | 0 | 0.0 | 0 | 0 |
| 2019 | Packers | 0 | 0 | 0 | 0 | 0.0 | 0 | 0 | 0 | 0 | 0.0 | 0 | 0 |
| Went from Green Bay to Pittsburgh. | | | | | | | | | | | | | |
| 2019 | Steelers | 0 | 0 | 0 | 0 | 0.0 | 0 | 0 | 0 | 0 | 0.0 | 0 | 0 |
| 2019 | TOTAL | 0 | 0 | 0 | 0 | 0.0 | 0 | 0 | 0 | 0 | 0.0 | 0 | 0 |
| 2020 | Steelers | 1 | 1 | 0 | 0 | 0.0 | 0 | 0 | 0 | 0 | 0.0 | 0 | 0 |
| Went from Pittsburgh to Green Bay. | | | | | | | | | | | | | |
| 2020 | Packers | 0 | 0 | 0 | 0 | 0.0 | 0 | 0 | 0 | 0 | 0.0 | 0 | 0 |
| 2020 | TOTAL | 1 | 1 | 0 | 0 | 0.0 | 0 | 0 | 0 | 0 | 0.0 | 0 | 0 |
| 2021 | Steelers | 3 | 0 | 1 | 1 | 1.0 | 1 | 0 | 0 | 0 | 0.0 | 0 | 0 |
| NFL TOTALS | | 4 | 1 | 1 | 1 | 1.0 | 1 | 0 | 0 | 0 | 0.0 | 0 | 0 |

KEVIN RADER'S NFL POSTSEASON RUSHING/RECEIVING STATISTICS

| DATE | TEAM | GP | GS | RECEIVING | | | | | RUSHING | | | | |
|------------|----------|----|----|-----------|------|------|----|----|---------|------|------|----|----|
| | | | | NO. | YDS. | AVG. | LG | TD | NO. | YDS. | AVG. | LG | TD |
| 2019 | Packers | 0 | 0 | 0 | 0 | 0.0 | 0 | 0 | 0 | 0 | 0.0 | 0 | 0 |
| 2020 | Steelers | 1 | 0 | 0 | 0 | 0.0 | 0 | 0 | 0 | 0 | 0.0 | 0 | 0 |
| NFL TOTALS | | 1 | 0 | 0 | 0 | 0.0 | 0 | 0 | 0 | 0 | 0.0 | 0 | 0 |

KEVIN RADER'S NFL REGULAR SEASON RETURN STATISTICS

| DATE | TEAM | RET. | KICKOFF RETURNS | | | | | PUNT RETURNS | | | | |
|------------------------------------|----------|------|-----------------|------|----|----|-----|--------------|------|------|----|----|
| | | | YDS. | AVG. | LG | TD | NO. | FC | YDS. | AVG. | LG | TD |
| 2018 | Packers | 0 | 0 | 0.0 | 0 | 0 | 0 | 0 | 0 | 0.0 | 0 | 0 |
| 2019 | Packers | 0 | 0 | 0.0 | 0 | 0 | 0 | 0 | 0 | 0.0 | 0 | 0 |
| Went from Green Bay to Pittsburgh. | | | | | | | | | | | | |
| 2019 | Steelers | 0 | 0 | 0.0 | 0 | 0 | 0 | 0 | 0 | 0.0 | 0 | 0 |
| 2019 | TOTAL | 0 | 0 | 0.0 | 0 | 0 | 0 | 0 | 0 | 0.0 | 0 | 0 |
| 2020 | Steelers | 0 | 0 | 0.0 | 0 | 0 | 0 | 0 | 0 | 0.0 | 0 | 0 |
| Went from Pittsburgh to Green Bay. | | | | | | | | | | | | |
| 2020 | Packers | 0 | 0 | 0.0 | 0 | 0 | 0 | 0 | 0 | 0.0 | 0 | 0 |
| 2020 | TOTAL | 0 | 0 | 0.0 | 0 | 0 | 0 | 0 | 0 | 0.0 | 0 | 0 |
| 2021 | Steelers | 0 | 0 | 0.0 | 0 | 0 | 0 | 0 | 0 | 0.0 | 0 | 0 |
| NFL TOTALS | | 0 | 0 | 0.0 | 0 | 0 | 0 | 0 | 0 | 0.0 | 0 | 0 |

KEVIN RADER'S NFL POSTSEASON RETURN STATISTICS

| DATE | TEAM | RET. | KICKOFF RETURNS | | | | | PUNT RETURNS | | | | |
|------------|----------|------|-----------------|------|----|----|-----|--------------|------|------|----|----|
| | | | YDS. | AVG. | LG | TD | NO. | FC | YDS. | AVG. | LG | TD |
| 2019 | Packers | 0 | 0 | 0.0 | 0 | 0 | 0 | 0 | 0 | 0.0 | 0 | 0 |
| 2020 | Steelers | 0 | 0 | 0.0 | 0 | 0 | 0 | 0 | 0 | 0.0 | 0 | 0 |
| NFL TOTALS | | 0 | 0 | 0.0 | 0 | 0 | 0 | 0 | 0 | 0.0 | 0 | 0 |

SINGLE-GAME HIGHS: RECEIVING

Longest Receptions1 vs. Chicago Bears, Nov 08, 2021Special Teams Tackles3 at Cleveland Browns, Jan 03, 2021

2021 GAME-BY-GAME REGULAR-SEASON STATISTICS (STEELERS)

| DATE | OPPONENT | P/S | RECEIVING | | | | | RUSHING | | | | | W/L/T | SCORE |
|--------------|-------------|-----|-----------|------|------|----|----|------------------|------|------|----|----|-------|--------|
| | | | NO. | YDS. | AVG. | LG | TD | NO. | YDS. | AVG. | LG | TD | | |
| 09/12 | at Bills | | | | | | | PRACTICE SQUAD | | | | | W | 23-16 |
| 09/19 | Raiders | | | | | | | PRACTICE SQUAD | | | | | L | 17-26 |
| 09/26 | Bengals | | | | | | | PRACTICE SQUAD | | | | | L | 10-24 |
| 10/03 | at Packers | | | | | | | PRACTICE SQUAD | | | | | L | 17-27 |
| 10/10 | Broncos | | | | | | | PRACTICE SQUAD | | | | | W | 27-19 |
| 10/17 | Seahawks | | | | | | | PRACTICE SQUAD | | | | | W | 23-20+ |
| 10/31 | at Browns | | | | | | | PRACTICE SQUAD | | | | | W | 15-10 |
| 11/08 | Bears | | | | | | | PRACTICE SQUAD | | | | | W | 29-27 |
| 11/14 | Lions | | | | | | | PRACTICE SQUAD | | | | | T | 16-16 |
| 11/21 | at Chargers | | | | | | | PRACTICE SQUAD | | | | | L | 37-41 |
| 11/28 | at Bengals | | | | | | | ON INACTIVE LIST | | | | | L | 10-41 |
| 12/05 | Ravens | P | 0 | 0 | 0.0 | 0 | 0 | 0 | 0 | 0.0 | 0 | 0 | W | 20-19 |
| 12/09 | at Vikings | P | 0 | 0 | 0.0 | 0 | 0 | 0 | 0 | 0.0 | 0 | 0 | L | 28-36 |
| 12/19 | Titans | | | | | | | ON INACTIVE LIST | | | | | W | 19-13 |
| 2021 TOTALS | | 2-0 | 0 | 0 | 0.0 | 0 | 0 | 0 | 0 | 0.0 | 0 | 0 | 7-6-1 | |
| + - Overtime | | | | | | | | | | | | | | |

2020 GAME-BY-GAME POSTSEASON STATISTICS (STEELERS)

| DATE | OPPONENT | P/S | RECEIVING | | | | | RUSHING | | | | | W/L | SCORE |
|-------------|----------|-----|-----------|------|------|----|----|---------|------|------|----|----|-----|-------|
| | | | NO. | YDS. | AVG. | LG | TD | NO. | YDS. | AVG. | LG | TD | | |
| 01/10 | Browns | P | 0 | 0 | 0.0 | 0 | 0 | 0 | 0 | 0.0 | 0 | 0 | L | 37-48 |
| 2020 TOTALS | | 1-0 | 0 | 0 | 0.0 | 0 | 0 | 0 | 0 | 0.0 | 0 | 0 | 0-1 | |

2019 GAME-BY-GAME POSTSEASON STATISTICS (PACKERS)

| DATE | OPPONENT | P/S | RECEIVING | | | | | RUSHING | | | | | W/L | SCORE |
|-------------|----------|-----|-----------|------|------|----|----|---------------|------|------|----|----|-----|-------|
| | | | NO. | YDS. | AVG. | LG | TD | NO. | YDS. | AVG. | LG | TD | | |
| 01/12 | Seahawks | | | | | | | NOT ON ROSTER | | | | | W | 28-23 |
| 01/19 | at 49ers | | | | | | | NOT ON ROSTER | | | | | L | 20-37 |
| 2019 TOTALS | | 0-0 | 0 | 0 | 0.0 | 0 | 0 | 0 | 0 | 0.0 | 0 | 0 | 1-1 | |



BEN ROETHLISBERGER

(Roeth-lis-ber-ger)

QUARTERBACK

HEIGHT: 6-5

BIRTHPLACE Findlay, OH

WEIGHT: 240

HOW ACQUIRED: D1 '04

COLLEGE: Miami (OH)

NFL EXPERIENCE: 18th year

BORN: Mar. 2, 1982 (39)



REGULAR SEASON COMPARISON: PASSING - TENNESSEE TITANS

| DATE | OPP | W/L | GP/GS | C | ATT | YDS. | AVG. | TD | LG | INT | SK | SKYD | RTG |
|----------|-------------|-----|-------|-----|-----|-------|------|----|----|-----|----|------|-------|
| 9/11/05 | PIT vs. TEN | W | S | 9 | 11 | 218 | 19.8 | 2 | 63 | 0 | 0 | 0 | 158.3 |
| 12/21/08 | PIT @ TEN | L | S | 25 | 39 | 329 | 8.4 | 2 | 31 | 2 | 5 | 28 | 86.4 |
| 9/10/09 | PIT vs. TEN | W | S | 33 | 43 | 363 | 8.4 | 1 | 34 | 2 | 4 | 42 | 89.6 |
| 10/9/11 | PIT vs. TEN | W | S | 24 | 34 | 228 | 6.7 | 5 | 40 | 1 | 1 | 4 | 116.2 |
| 10/11/12 | PIT @ TEN | L | S | 24 | 40 | 363 | 9.1 | 1 | 82 | 1 | 1 | 7 | 87.8 |
| 9/8/13 | PIT vs. TEN | L | S | 21 | 33 | 191 | 5.8 | 1 | 22 | 1 | 5 | 28 | 76.7 |
| 11/17/14 | PIT @ TEN | W | S | 21 | 32 | 207 | 6.5 | 1 | 23 | 1 | 5 | 27 | 81.1 |
| 11/16/17 | PIT vs. TEN | W | S | 30 | 45 | 299 | 6.6 | 4 | 41 | 0 | 3 | 15 | 115.0 |
| 10/25/20 | PIT @ TEN | W | S | 32 | 49 | 268 | 5.5 | 2 | 28 | 3 | 0 | 0 | 67.4 |
| 12/19/21 | PIT vs. TEN | W | S | 16 | 25 | 148 | 5.9 | 0 | 19 | 0 | 3 | 15 | 80.1 |
| TOTALS | | 7/3 | 10/10 | 235 | 351 | 2,614 | 7.4 | 19 | 82 | 11 | 27 | 166 | -- |

BEN ROETHLISBERGER'S NFL REGULAR SEASON PASSING STATISTICS

| DATE | TEAM | GP | GS | ATT. | CMP. | PCT. | YDS | AVG. | TD | INT. | LG | SK | LST | RATE |
|--------|----------|-----|-----|-------|-------|------|--------|------|-----|------|-----|-----|-------|-------|
| 2004 | Steelers | 14 | 13 | 295 | 196 | 66.4 | 2,621 | 8.9 | 17 | 11 | 58 | 30 | 213 | 98.1 |
| 2005 | Steelers | 12 | 12 | 268 | 168 | 62.7 | 2,385 | 8.9 | 17 | 9 | 85t | 23 | 129 | 98.6 |
| 2006 | Steelers | 15 | 15 | 469 | 280 | 59.7 | 3,513 | 7.5 | 18 | 23 | 67t | 46 | 280 | 75.4 |
| 2007 | Steelers | 15 | 15 | 404 | 264 | 65.3 | 3,154 | 7.8 | 32 | 11 | 83 | 47 | 347 | 104.1 |
| 2008 | Steelers | 16 | 16 | 469 | 281 | 59.9 | 3,301 | 7.8 | 17 | 15 | 65t | 46 | 284 | 80.1 |
| 2009 | Steelers | 15 | 15 | 506 | 337 | 66.6 | 4,328 | 8.6 | 26 | 12 | 60t | 50 | 348 | 100.5 |
| 2010 | Steelers | 12 | 12 | 389 | 240 | 61.7 | 3,200 | 8.2 | 17 | 5 | 56t | 32 | 220 | 97.0 |
| 2011 | Steelers | 15 | 15 | 513 | 324 | 63.2 | 4,077 | 7.9 | 21 | 14 | 95t | 40 | 269 | 90.1 |
| 2012 | Steelers | 13 | 13 | 449 | 284 | 63.3 | 3,265 | 7.3 | 26 | 8 | 82t | 30 | 182 | 97.0 |
| 2013 | Steelers | 16 | 16 | 584 | 375 | 64.2 | 4,261 | 7.3 | 28 | 14 | 67 | 42 | 282 | 92.0 |
| 2014 | Steelers | 16 | 16 | 608 | 408 | 67.1 | 4,952 | 8.1 | 32 | 9 | 94t | 33 | 172 | 103.3 |
| 2015 | Steelers | 12 | 11 | 469 | 319 | 68.0 | 3,938 | 8.4 | 21 | 16 | 69t | 20 | 141 | 94.5 |
| 2016 | Steelers | 14 | 14 | 509 | 328 | 64.4 | 3,819 | 7.5 | 29 | 13 | 72t | 17 | 141 | 95.4 |
| 2017 | Steelers | 15 | 15 | 561 | 360 | 64.2 | 4,251 | 7.6 | 28 | 14 | 97t | 21 | 139 | 93.4 |
| 2018 | Steelers | 16 | 16 | 675 | 452 | 67.0 | 5,129 | 7.6 | 34 | 16 | 97t | 24 | 166 | 96.5 |
| 2019 | Steelers | 2 | 2 | 62 | 35 | 56.5 | 351 | 5.7 | 0 | 1 | 45 | 2 | 7 | 66.0 |
| 2020 | Steelers | 15 | 15 | 608 | 399 | 65.6 | 3,803 | 6.3 | 33 | 10 | 84t | 13 | 118 | 94.1 |
| 2021 | Steelers | 13 | 13 | 480 | 313 | 65.2 | 3,214 | 6.7 | 19 | 7 | 59 | 33 | 195 | 91.4 |
| TOTALS | | 246 | 244 | 8,318 | 5,363 | 64.5 | 63,562 | 7.6 | 415 | 208 | 97T | 549 | 3,633 | 93.9 |

BEN ROETHLISBERGER'S NFL POSTSEASON PASSING STATISTICS

| DATE | TEAM | GP | GS | ATT. | CMP. | PCT. | YDS | AVG. | TD | INT. | LG | SK | LST | RATE |
|--------|----------|----|----|------|------|------|-------|------|----|------|-----|----|-----|-------|
| 2004 | Steelers | 2 | 2 | 54 | 31 | 57.4 | 407 | 7.5 | 3 | 5 | 34 | 2 | 11 | 61.3 |
| 2005 | Steelers | 4 | 4 | 93 | 58 | 62.4 | 803 | 8.6 | 7 | 3 | 54 | 6 | 35 | 101.7 |
| 2007 | Steelers | 1 | 1 | 42 | 29 | 69.0 | 337 | 8.0 | 2 | 3 | 37t | 6 | 40 | 79.2 |
| 2008 | Steelers | 3 | 3 | 89 | 54 | 60.7 | 692 | 7.8 | 3 | 1 | 65t | 8 | 58 | 91.6 |
| 2010 | Steelers | 3 | 3 | 91 | 54 | 59.3 | 622 | 6.8 | 4 | 4 | 58 | 9 | 48 | 76.4 |
| 2011 | Steelers | 1 | 1 | 40 | 22 | 55.0 | 289 | 7.2 | 1 | 1 | 33 | 5 | 45 | 75.9 |
| 2014 | Steelers | 1 | 1 | 45 | 31 | 68.9 | 334 | 7.4 | 1 | 2 | 44 | 5 | 37 | 79.3 |
| 2015 | Steelers | 2 | 2 | 68 | 42 | 61.8 | 568 | 8.4 | 1 | 0 | 60 | 6 | 55 | 93.3 |
| 2016 | Steelers | 3 | 3 | 96 | 64 | 66.7 | 735 | 7.7 | 3 | 4 | 62t | 2 | 15 | 82.6 |
| 2017 | Steelers | 1 | 1 | 58 | 37 | 63.8 | 469 | 8.1 | 5 | 1 | 43t | 2 | 7 | 110.5 |
| 2020 | Steelers | 1 | 1 | 68 | 47 | 69.1 | 501 | 7.4 | 4 | 4 | 33 | 0 | 0 | 85.5 |
| TOTALS | | 22 | 22 | 744 | 469 | 63.0 | 5,757 | 7.7 | 34 | 28 | 65T | 51 | 351 | 86.4 |

BEN ROETHLISBERGER'S NFL REGULAR SEASON RUSHING STATISTICS

| DATE | TEAM | NO. | YDS. | AVG. | LG | TD |
|--------|----------|-----|-------|------|-----|----|
| 2004 | Steelers | 56 | 144 | 2.6 | 20 | 1 |
| 2005 | Steelers | 31 | 69 | 2.2 | 13 | 3 |
| 2006 | Steelers | 32 | 98 | 3.1 | 20 | 2 |
| 2007 | Steelers | 35 | 204 | 5.8 | 30t | 2 |
| 2008 | Steelers | 34 | 101 | 3.0 | 17 | 2 |
| 2009 | Steelers | 40 | 82 | 2.1 | 15 | 2 |
| 2010 | Steelers | 34 | 176 | 5.2 | 31 | 2 |
| 2011 | Steelers | 31 | 70 | 2.3 | 11 | 0 |
| 2012 | Steelers | 26 | 92 | 3.5 | 14 | 0 |
| 2013 | Steelers | 27 | 99 | 3.7 | 19 | 1 |
| 2014 | Steelers | 33 | 27 | 0.8 | 8 | 0 |
| 2015 | Steelers | 15 | 29 | 1.9 | 13 | 0 |
| 2016 | Steelers | 16 | 14 | 0.9 | 14 | 1 |
| 2017 | Steelers | 28 | 47 | 1.7 | 14 | 0 |
| 2018 | Steelers | 31 | 98 | 3.2 | 18 | 3 |
| 2019 | Steelers | 1 | 7 | 7.0 | 7 | 0 |
| 2020 | Steelers | 25 | 11 | 0.4 | 11 | 0 |
| 2021 | Steelers | 16 | 10 | 0.6 | 8 | 1 |
| TOTALS | | 511 | 1,378 | 2.7 | 31 | 20 |

BEN ROETHLISBERGER'S NFL POSTSEASON RUSHING STATISTICS

| DATE | TEAM | NO. | YDS. | AVG. | LG | TD |
|--------|----------|-----|------|------|----|----|
| 2004 | Steelers | 9 | 75 | 8.3 | 20 | 0 |
| 2005 | Steelers | 19 | 37 | 1.9 | 10 | 2 |
| 2007 | Steelers | 4 | 13 | 3.3 | 6 | 0 |
| 2008 | Steelers | 5 | 0 | 0.0 | 4 | 0 |
| 2010 | Steelers | 21 | 63 | 3.0 | 18 | 1 |
| 2011 | Steelers | 3 | 15 | 5.0 | 9 | 0 |
| 2014 | Steelers | 2 | 16 | 8.0 | 16 | 0 |
| 2015 | Steelers | 0 | 0 | 0.0 | 0 | 0 |
| 2016 | Steelers | 8 | 11 | 1.4 | 8 | 0 |
| 2017 | Steelers | 2 | 16 | 8.0 | 15 | 0 |
| 2020 | Steelers | 1 | 0 | 0.0 | 0 | 0 |
| TOTALS | | 74 | 246 | 3.3 | 20 | 3 |

SINGLE-GAME HIGHS: QUARTERBACK

| | | | |
|-----------------------|---|-----------------|---|
| Pass Attempts | 66 vs. Baltimore Ravens, Dec 10, 2017 60 vs. Kansas City Chiefs, Sep 16, 2018 44 vs. Baltimore Ravens, Dec 10, 2017 | Passer Rating | 158.3 vs. Carolina Panthers, Nov 08, 2018 158.3 at St. Louis Rams, Dec 20, 2007 ...2 more at 158.3. |
| Pass Completions | 41 at Denver Broncos, Nov 25, 2018 522 vs. Indianapolis Colts, Oct 26, 2014 506 vs. Baltimore Ravens, Dec 10, 2017 | Rush Attempts | 9 at Cincinnati Bengals, Nov 21, 2004 7 vs. Carolina Panthers, Dec 23, 2010 ...1 more at 7. |
| Yards Passing | 6 vs. Baltimore Ravens, Nov 02, 2014 6 vs. Indianapolis Colts, Oct 26, 2014 | Rushing Yards | 55 vs. Oakland Raiders, Nov 21, 2010 49 vs. Cleveland Browns, Nov 11, 2007 |
| TD Passes | 97t at Denver Broncos, Nov 25, 2018 97t at Detroit Lions, Oct 29, 2017 | Longest Runs | 30t vs. Cleveland Browns, Nov 11, 2007 22 vs. New York Jets, Dec 19, 2010 |
| Long Passes | 88.0 vs. Carolina Panthers, Nov 08, 2018 86.2 at Oakland Raiders, Dec 09, 2018 | Rushing TDs | 1 at Jacksonville Jaguars, Nov 18, 2018 1 at Baltimore Ravens, Nov 04, 2018 ...17 more at 1. |
| Completion Percentage | | Rushing Average | 5.4 at Cleveland Browns, Nov 14, 2004 1.8 at Cincinnati Bengals, Nov 21, 2004 |

SINGLE-GAME HIGHS - POSTSEASON: QUARTERBACK

| | | | |
|-----------------------|--|---------------|--|
| Pass Attempts | 68 vs. Cleveland Browns, Jan 10, 2021 58 vs. Jacksonville Jaguars, Jan 14, 2018 47 at New England Patriots, Jan 22, 2017 45 vs. Baltimore Ravens, Jan 03, 2015 42 vs. Jacksonville Jaguars, Jan 05, 2008 | Passer Rating | 148.7 at Cincinnati Bengals, Jan 08, 2006 124.9 at Denver Broncos, Jan 22, 2006 110.5 vs. Jacksonville Jaguars, Jan 14, 2018 105.3 vs. Miami Dolphins, Jan 08, 2017 101.8 vs. Baltimore Ravens, Jan 15, 2011 |
| Pass Completions | 47 vs. Cleveland Browns, Jan 10, 2021 37 vs. Jacksonville Jaguars, Jan 14, 2018 31 at New England Patriots, Jan 22, 2017 31 vs. Baltimore Ravens, Jan 03, 2015 29 vs. Jacksonville Jaguars, Jan 05, 2008 | Rush Attempts | 11 vs. New York Jets, Jan 23, 2011 7 vs. Seattle Seahawks, Feb 05, 2006 6 vs. Baltimore Ravens, Jan 15, 2011 5 at Indianapolis Colts, Jan 15, 2006 5 vs. New England Patriots, Jan 23, 2005 |
| Yards Passing | 501 vs. Cleveland Browns, Jan 10, 2021 469 vs. Jacksonville Jaguars, Jan 14, 2018 339 at Denver Broncos, Jan 17, 2016 337 vs. Jacksonville Jaguars, Jan 05, 2008 334 vs. Baltimore Ravens, Jan 03, 2015 | Rushing Yards | 45 vs. New England Patriots, Jan 23, 2005 31 at Green Bay Packers, Feb 06, 2011 30 vs. New York Jets, Jan 15, 2005 25 vs. Seattle Seahawks, Feb 05, 2006 21 vs. New York Jets, Jan 23, 2011 |
| TD Passes | 5 vs. Jacksonville Jaguars, Jan 14, 2018 4 vs. Cleveland Browns, Jan 10, 2021 3 at Cincinnati Bengals, Jan 08, 2006 2 vs. Miami Dolphins, Jan 08, 2017 2 at Green Bay Packers, Feb 06, 2011 ...5 more at 2. | Longest Runs | 20 vs. New York Jets, Jan 15, 2005 18 at Green Bay Packers, Feb 06, 2011 16 vs. Baltimore Ravens, Jan 03, 2015 15 vs. Jacksonville Jaguars, Jan 14, 2018 13 vs. New England Patriots, Jan 23, 2005 |
| Long Passes | 65t vs. Baltimore Ravens, Jan 18, 2009 62t vs. Miami Dolphins, Jan 08, 2017 60 at Cincinnati Bengals, Jan 09, 2016 58 at Denver Broncos, Jan 17, 2016 58 vs. Baltimore Ravens, Jan 15, 2011 | Rushing TDs | 1 vs. New York Jets, Jan 23, 2011 1 vs. Seattle Seahawks, Feb 05, 2006 1 at Denver Broncos, Jan 22, 2006 |
| Completion Percentage | 73.7 at Cincinnati Bengals, Jan 08, 2006 72.4 at Denver Broncos, Jan 22, 2006 72.2 vs. Miami Dolphins, Jan 08, 2017 70.0 at Arizona Cardinals, Feb 01, 2009 69.1 vs. Cleveland Browns, Jan 10, 2021 | | |

300-YARD PASSING GAMES (68): REGULAR SEASON

| DATE | TEAM | NO. | YDS. | AVG. | LG | TD |
|----------|---------------|-----|------|------|-----|----|
| 12/18/04 | at Giants | 18 | 316 | 17.6 | 40 | 1 |
| 12/04/05 | BENGALS | 29 | 386 | 13.3 | 41 | 3 |
| 10/29/06 | at Raiders | 25 | 301 | 12.0 | 49 | 1 |
| 11/05/06 | BRONCOS | 38 | 433 | 11.4 | 63 | 3 |
| 10/05/08 | at Jaguars | 26 | 309 | 11.9 | 48t | 3 |
| 11/16/08 | CHARGERS | 31 | 308 | 9.9 | 30 | 0 |
| 12/21/08 | at Titans | 25 | 329 | 13.2 | 31t | 2 |
| 09/10/09 | TITANS | 33 | 363 | 11.0 | 34t | 1 |
| 10/04/09 | CHARGERS | 26 | 333 | 12.8 | 35 | 2 |
| 10/18/09 | BROWNS | 23 | 417 | 18.1 | 52t | 2 |
| 11/22/09 | at Chiefs | 32 | 398 | 12.4 | 41 | 3 |
| 12/20/09 | PACKERS | 29 | 503 | 17.3 | 60t | 3 |
| 10/24/10 | at Dolphins | 19 | 302 | 15.9 | 53t | 2 |
| 11/14/10 | PATRIOTS | 30 | 387 | 12.9 | 33t | 3 |
| 12/23/10 | PANTHERS | 22 | 320 | 14.5 | 43t | 1 |
| 09/25/11 | at Colts | 25 | 364 | 14.6 | 81t | 1 |
| 10/23/11 | at Cardinals | 26 | 361 | 13.9 | 95t | 3 |
| 10/30/11 | PATRIOTS | 36 | 365 | 10.1 | 26 | 2 |
| 11/06/11 | RAVENS | 20 | 330 | 16.5 | 32 | 1 |
| 12/19/11 | at 49ers | 25 | 330 | 13.2 | 39 | 0 |
| 09/23/12 | at Raiders | 36 | 384 | 10.7 | 22t | 4 |
| 10/11/12 | at Titans | 24 | 363 | 15.1 | 82t | 1 |
| 12/16/12 | at Cowboys | 24 | 339 | 14.1 | 60 | 2 |
| 09/22/13 | BEARS | 26 | 406 | 15.6 | 45 | 2 |
| 09/29/13 | at Vikings | 36 | 383 | 10.6 | 36 | 1 |
| 11/03/13 | at Patriots | 28 | 400 | 14.3 | 42 | 4 |
| 11/17/13 | LIONS | 29 | 367 | 12.7 | 47t | 4 |
| 12/08/13 | DOLPHINS | 23 | 349 | 15.2 | 67 | 3 |
| 09/07/14 | BROWNS | 23 | 365 | 15.9 | 41 | 1 |
| 09/28/14 | BUCCANEERS | 29 | 314 | 10.8 | 31 | 3 |
| 10/26/14 | COLTS | 40 | 522 | 13.1 | 52 | 6 |
| 11/02/14 | RAVENS | 25 | 340 | 13.6 | 54t | 6 |
| 11/09/14 | at Jets | 30 | 343 | 11.4 | 80t | 1 |
| 11/30/14 | SAINTS | 32 | 435 | 13.6 | 48 | 2 |
| 12/07/14 | at Bengals | 25 | 350 | 14.0 | 94t | 3 |
| 12/14/14 | at Falcons | 27 | 360 | 13.3 | 44 | 0 |
| 12/28/14 | BENGALS | 24 | 317 | 13.2 | 63t | 2 |
| 09/10/15 | at Patriots | 26 | 351 | 13.5 | 43 | 1 |
| 09/20/15 | 49ERS | 21 | 369 | 17.6 | 59 | 3 |
| 11/08/15 | RAIDERS | 24 | 334 | 13.9 | 59 | 2 |
| 11/15/15 | BROWNS | 22 | 379 | 17.2 | 64 | 3 |
| 11/29/15 | at Seahawks | 36 | 456 | 12.7 | 69t | 1 |
| 12/06/15 | COLTS | 24 | 364 | 15.2 | 68t | 4 |
| 12/20/15 | BRONCOS | 40 | 380 | 9.5 | 23t | 3 |
| 01/03/16 | at Browns | 24 | 349 | 14.5 | 66 | 3 |
| 09/12/16 | at Washington | 27 | 300 | 11.1 | 42 | 3 |
| 10/02/16 | CHIEFS | 22 | 300 | 13.6 | 47 | 5 |
| 10/09/16 | JETS | 34 | 380 | 11.2 | 72t | 4 |
| 11/13/16 | COWBOYS | 37 | 408 | 11.0 | 44 | 3 |
| 10/08/17 | JAGUARS | 33 | 312 | 9.5 | 49 | 0 |
| 10/29/17 | at Lions | 17 | 317 | 18.6 | 97t | 1 |
| 11/26/17 | PACKERS | 33 | 351 | 10.6 | 39 | 4 |
| 12/10/17 | RAVENS | 44 | 506 | 11.5 | 57 | 2 |
| 09/09/18 | at Browns | 23 | 335 | 14.6 | 67 | 1 |
| 09/16/18 | CHIEFS | 39 | 452 | 11.6 | 46 | 3 |
| 09/24/18 | at Buccaneers | 30 | 353 | 11.8 | 75t | 3 |
| 10/14/18 | at Bengals | 32 | 369 | 11.5 | 48 | 1 |
| 11/08/18 | PANTHERS | 22 | 328 | 14.9 | 75t | 5 |
| 11/18/18 | at Jaguars | 27 | 314 | 11.6 | 78t | 2 |
| 11/25/18 | at Broncos | 41 | 462 | 11.3 | 97t | 1 |
| 12/23/18 | at Saints | 33 | 380 | 11.5 | 49 | 3 |
| 09/20/20 | BRONCOS | 29 | 311 | 10.7 | 84t | 2 |
| 11/08/20 | at Cowboys | 29 | 306 | 10.6 | 42 | 3 |
| 11/15/20 | BENGALS | 27 | 333 | 12.3 | 46 | 4 |
| 12/07/20 | WASHINGTON | 33 | 305 | 9.2 | 50t | 2 |
| 12/27/20 | COLTS | 34 | 341 | 10.0 | 39t | 3 |
| 09/26/21 | BENGALS | 38 | 318 | 8.4 | 29 | 1 |
| 12/09/21 | at Vikings | 28 | 308 | 11.0 | 38 | 3 |

300-YARD PASSING GAMES (6): POSTSEASON

| DATE | TEAM | NO. | YDS. | AVG. | LG | TD |
|----------|-------------|-----|------|------|-----|----|
| 01/05/08 | JAGUARS | 29 | 337 | 11.6 | 37t | 2 |
| 01/03/15 | RAVENS | 31 | 334 | 10.8 | 44 | 1 |
| 01/17/16 | at Broncos | 24 | 339 | 14.1 | 58 | 0 |
| 01/22/17 | at Patriots | 31 | 314 | 10.1 | 30t | 1 |
| 01/14/18 | JAGUARS | 37 | 469 | 12.7 | 43t | 5 |
| 01/10/21 | BROWNS | 47 | 501 | 10.7 | 33 | 4 |

2021 GAME-BY-GAME REGULAR-SEASON STATISTICS (STEELERS)

| DATE | OPPONENT | P/S | PASSING | | | | | | | | | | | RUSHING | | | | | W/L/T | SCORE |
|-------------|-------------|-----|------------------|-----|-----|-------|------|------|------|-----|-----|-------|--------|---------|-----|----|----|---|--------|-------|
| | | | ATT | CMP | YDS | PCT | Y/A | Y/C | TD | INT | LG | SK/YD | RATE | ATT | YDS | LG | TD | | | |
| 09/12 | at Bills | S | 32 | 18 | 188 | 56.3 | 5.9 | 10.4 | 1 | 0 | 24 | 2/11 | 83.9 | 4 | 5 | 8 | 0 | W | 23-16 | |
| 09/19 | Raiders | S | 40 | 29 | 275 | 67.5 | 7.4 | 10.9 | 1 | 1 | 52 | 2/3 | 87.0 | 0 | 0 | 0 | 0 | L | 17-26 | |
| 09/26 | Bengals | S | 58 | 38 | 318 | 65.5 | 5.5 | 8.4 | 1 | 2 | 29 | 4/21 | 70.9 | 1 | 5 | 5 | 0 | L | 10-24 | |
| 10/03 | at Packers | S | 40 | 26 | 232 | 65.0 | 5.8 | 8.9 | 1 | 1 | 45t | 2/12 | 78.3 | 0 | 0 | 0 | 0 | L | 17-27 | |
| 10/10 | Broncos | S | 25 | 15 | 253 | 60.0 | 10.1 | 16.9 | 2 | 0 | 59 | 1/9 | 120.9 | 1 | -1 | -1 | 0 | W | 27-19 | |
| 10/17 | Seahawks | S | 40 | 29 | 229 | 72.5 | 5.7 | 7.9 | 1 | 0 | 23 | 1/3 | 94.7 | 2 | -3 | 0 | 0 | W | 23-20+ | |
| 10/31 | at Browns | S | 34 | 22 | 266 | 64.7 | 7.8 | 12.1 | 1 | 0 | 50 | 2/11 | 98.4 | 1 | 0 | 0 | 0 | W | 15-10 | |
| 11/08 | Bears | S | 30 | 21 | 205 | 70.0 | 6.8 | 9.8 | 2 | 0 | 42 | 4/30 | 111.1 | 2 | 0 | 1 | 0 | W | 29-27 | |
| 11/14 | Lions | | RESERVE/COVID-19 | | | | | | | | | | | | | | | T | 16-16 | |
| 11/21 | at Chargers | S | 44 | 28 | 273 | 63.6 | 6.2 | 9.8 | 3 | 0 | 37 | 3/28 | 103.7 | 0 | 0 | 0 | 0 | L | 37-41 | |
| 11/28 | at Bengals | S | 41 | 24 | 263 | 58.5 | 6.4 | 11.0 | 1 | 2 | 41 | 3/13 | 65.4 | 0 | 0 | 0 | 0 | L | 10-41 | |
| 12/05 | Ravens | S | 31 | 21 | 236 | 67.7 | 7.6 | 11.2 | 2 | 0 | 40 | 1/0 | 111.8 | 1 | -1 | -1 | 0 | W | 20-19 | |
| 12/09 | at Vikings | S | 40 | 28 | 308 | 70.0 | 7.7 | 11.0 | 3 | 1 | 38 | 5/39 | 107.1 | 1 | 5 | 5 | 0 | L | 28-36 | |
| 12/19 | Titans | S | 25 | 16 | 148 | 64.0 | 5.9 | 9.3 | 0 | 0 | 19 | 3/15 | 80.1 | 3 | 0 | 1t | 1 | W | 19-13 | |
| 2021 TOTALS | | | 13-13 | 480 | 313 | 3,214 | 65.2 | 6.7 | 10.3 | 19 | 7 | 59 | 33/195 | 91.4 | 16 | 10 | 8 | 1 | 7-6-1 | |
| + Overtime | | | | | | | | | | | | | | | | | | | | |

+ - Overtime

2020 GAME-BY-GAME POSTSEASON STATISTICS (STEELERS)

| DATE | OPPONENT | P/S | PASSING | | | | | | | | | | | RUSHING | | | | | W/L | SCORE |
|-------------|----------|-----|---------|-----|-----|------|-----|------|----|-----|----|-------|------|---------|-----|----|----|-----|-------|-------|
| | | | ATT | CMP | YDS | PCT | Y/A | Y/C | TD | INT | LG | SK/YD | RATE | ATT | YDS | LG | TD | | | |
| 01/10 | Browns | S | 68 | 47 | 501 | 69.1 | 7.4 | 10.7 | 4 | 4 | 33 | 0/0 | 85.5 | 1 | 0 | 0 | 0 | L | 37-48 | |
| 2020 TOTALS | | 1-1 | 68 | 47 | 501 | 69.1 | 7.4 | 10.7 | 4 | 4 | 33 | 0/0 | 85.5 | 1 | 0 | 0 | 0 | 0-1 | | |

2017 GAME-BY-GAME POSTSEASON STATISTICS (STEELERS)

| DATE | OPPONENT | P/S | PASSING | | | | | | | | | | | RUSHING | | | | | W/L | SCORE |
|-------------|----------|-----|---------|-----|-----|------|-----|------|----|-----|-----|-------|-------|---------|-----|----|----|-----|-------|-------|
| | | | ATT | CMP | YDS | PCT | Y/A | Y/C | TD | INT | LG | SK/YD | RATE | ATT | YDS | LG | TD | | | |
| 01/14 | Jaguars | S | 58 | 37 | 469 | 63.8 | 8.1 | 12.7 | 5 | 1 | 43t | 2/7 | 110.5 | 2 | 16 | 15 | 0 | L | 42-45 | |
| 2017 TOTALS | | 1-1 | 58 | 37 | 469 | 63.8 | 8.1 | 12.7 | 5 | 1 | 43T | 2/7 | 110.5 | 2 | 16 | 15 | 0 | 0-1 | | |

2016 GAME-BY-GAME POSTSEASON STATISTICS (STEELERS)

| | | | PASSING | | | | | | | | | | | RUSHING | | | | | | |
|-------------|-------------|-----|---------|-----|-----|------|------|------|----|-----|-----|-------|-------|---------|-----|----|----|-----|-------|--|
| DATE | OPPONENT | P/S | ATT | CMP | YDS | PCT | Y/A | Y/C | TD | INT | LG | SK/YD | RATE | ATT | YDS | LG | TD | W/L | SCORE | |
| 01/08 | Dolphins | S | 18 | 13 | 197 | 72.2 | 10.9 | 15.2 | 2 | 2 | 62t | 1/9 | 105.3 | 4 | 10 | 8 | 0 | W | 30-12 | |
| 01/15 | at Chiefs | S | 31 | 20 | 224 | 64.5 | 7.2 | 11.2 | 0 | 1 | 52 | 1/6 | 72.5 | 4 | 1 | 4 | 0 | W | 18-16 | |
| 01/22 | at Patriots | S | 47 | 31 | 314 | 66.0 | 6.7 | 10.1 | 1 | 1 | 30t | 0/0 | 83.1 | 0 | 0 | 0 | 0 | L | 17-36 | |
| 2016 TOTALS | | 3-3 | 96 | 64 | 735 | 66.7 | 7.7 | 11.5 | 3 | 4 | 62t | 2/15 | 82.6 | 8 | 11 | 8 | 0 | 2-1 | | |

2015 GAME-BY-GAME POSTSEASON STATISTICS (STEELERS)

| | | | PASSING | | | | | | | | | | | RUSHING | | | | | | |
|-------------|------------|-----|---------|-----|-----|------|-----|------|----|-----|----|-------|------|---------|-----|----|----|-----|-------|--|
| DATE | OPPONENT | P/S | ATT | CMP | YDS | PCT | Y/A | Y/C | TD | INT | LG | SK/YD | RATE | ATT | YDS | LG | TD | W/L | SCORE | |
| 01/09 | at Bengals | S | 31 | 18 | 229 | 58.1 | 7.4 | 12.7 | 1 | 0 | 60 | 3/27 | 92.0 | 0 | 0 | 0 | 0 | W | 18-16 | |
| 01/17 | at Broncos | S | 37 | 24 | 339 | 64.9 | 9.2 | 14.1 | 0 | 0 | 58 | 3/28 | 94.3 | 0 | 0 | 0 | 0 | L | 16-23 | |
| 2015 TOTALS | | 2-2 | 68 | 42 | 568 | 61.8 | 8.4 | 13.5 | 1 | 0 | 60 | 6/55 | 93.3 | 0 | 0 | 0 | 0 | 1-1 | | |

2014 GAME-BY-GAME POSTSEASON STATISTICS (STEELERS)

| DATE | OPPONENT | P/S | PASSING | | | | | | | | | | | RUSHING | | | | | W/L | SCORE |
|-------------|----------|-----|---------|-----|-----|------|-----|------|----|-----|----|-------|------|---------|-----|----|----|-----|-------|-------|
| | | | ATT | CMP | YDS | PCT | Y/A | Y/C | TD | INT | LG | SK/YD | RATE | ATT | YDS | LG | TD | | | |
| 01/03 | Ravens | S | 45 | 31 | 334 | 68.9 | 7.4 | 10.8 | 1 | 2 | 44 | 5/37 | 79.3 | 2 | 16 | 16 | 0 | L | 17-30 | |
| 2014 TOTALS | | 1-1 | 45 | 31 | 334 | 68.9 | 7.4 | 10.8 | 1 | 2 | 44 | 5/37 | 79.3 | 2 | 16 | 16 | 0 | 0-1 | | |

2011 GAME-BY-GAME POSTSEASON STATISTICS (STEELERS)

| | | | PASSING | | | | | | | | | | | RUSHING | | | | | | |
|-------------|------------|-----|---------|-----|-----|------|-----|------|----|-----|----|-------|------|---------|-----|----|----|-----|--------|--|
| DATE | OPPONENT | P/S | ATT | CMP | YDS | PCT | Y/A | Y/C | TD | INT | LG | SK/YD | RATE | ATT | YDS | LG | TD | W/L | SCORE | |
| 01/08 | at Broncos | S | 40 | 22 | 289 | 55.0 | 7.2 | 13.1 | 1 | 1 | 33 | 5/45 | 75.9 | 3 | 15 | 9 | 0 | L | 23-29+ | |
| 2011 TOTALS | | 1-1 | 40 | 22 | 289 | 55.0 | 7.2 | 13.1 | 1 | 1 | 33 | 5/45 | 75.9 | 3 | 15 | 9 | 0 | 0-1 | | |
| + Overtime | | | | | | | | | | | | | | | | | | | | |

+ - Overtime

2010 GAME-BY-GAME POSTSEASON STATISTICS (STEELERS)

| DATE | OPPONENT | P/S | PASSING | | | | | | | | | | | RUSHING | | | | | W/L | SCORE |
|-------------|------------|-----|---------|-----|-----|------|-----|------|----|-----|----|-------|-------|---------|-----|----|----|-----|-------|-------|
| | | | ATT | CMP | YDS | PCT | Y/A | Y/C | TD | INT | LG | SK/YD | RATE | ATT | YDS | LG | TD | | | |
| 01/15 | Ravens | S | 32 | 19 | 226 | 59.4 | 7.1 | 11.9 | 2 | 0 | 58 | 6/34 | 101.8 | 6 | 11 | 6 | 0 | W | 31-24 | |
| 01/23 | Jets | S | 19 | 10 | 133 | 52.6 | 7.0 | 13.3 | 0 | 2 | 24 | 2/12 | 35.5 | 11 | 21 | 12 | 1 | W | 24-19 | |
| 02/06 | at Packers | S | 40 | 25 | 263 | 62.5 | 6.6 | 10.5 | 2 | 2 | 37 | 1/2 | 77.4 | 4 | 31 | 18 | 0 | L | 25-31 | |
| 2010 TOTALS | | 3-3 | 91 | 54 | 622 | 59.3 | 6.8 | 11.5 | 4 | 4 | 58 | 9/48 | 76.4 | 21 | 63 | 18 | 1 | 2-1 | | |

2008 GAME-BY-GAME POSTSEASON STATISTICS (STEELERS)

| DATE | OPPONENT | P/S | PASSING | | | | | | | | | | | RUSHING | | | | | W/L | SCORE |
|-------------|--------------|-----|---------|-----|-----|------|-----|------|----|-----|-----|-------|------|---------|-----|----|----|-----|-------|-------|
| | | | ATT | CMP | YDS | PCT | Y/A | Y/C | TD | INT | LG | SK/YD | RATE | ATT | YDS | LG | TD | | | |
| 01/11 | Chargers | S | 26 | 17 | 181 | 65.4 | 7.0 | 10.6 | 1 | 0 | 41 | 1/4 | 98.4 | 0 | 0 | 0 | 0 | W | 35-24 | |
| 01/18 | Ravens | S | 33 | 16 | 255 | 48.5 | 7.7 | 15.9 | 1 | 0 | 65t | 4/32 | 94.8 | 2 | -2 | -1 | 0 | W | 23-14 | |
| 02/01 | at Cardinals | S | 30 | 21 | 256 | 70.0 | 8.5 | 12.2 | 1 | 1 | 40 | 3/22 | 93.2 | 3 | 2 | 4 | 0 | W | 27-23 | |
| 2008 TOTALS | 3-3 | | 89 | 54 | 692 | 60.7 | 7.8 | 12.8 | 3 | 1 | 65T | 8/58 | 91.6 | 5 | 0 | 4 | 0 | 3-0 | | |

2007 GAME-BY-GAME POSTSEASON STATISTICS (STEELERS)

| DATE | OPPONENT | P/S | PASSING | | | | | | | | | | | RUSHING | | | | | W/L | SCORE |
|-------------|----------|-----|---------|-----|-----|------|-----|------|----|-----|-----|-------|------|---------|-----|----|----|-----|-------|-------|
| | | | ATT | CMP | YDS | PCT | Y/A | Y/C | TD | INT | LG | SK/YD | RATE | ATT | YDS | LG | TD | | | |
| 01/05 | Jaguars | S | 42 | 29 | 337 | 69.0 | 8.0 | 11.6 | 2 | 3 | 37T | 6/40 | 79.2 | 4 | 13 | 6 | 0 | L | 29-31 | |
| 2007 TOTALS | | 1-1 | 42 | 29 | 337 | 69.0 | 8.0 | 11.6 | 2 | 3 | 37T | 6/40 | 79.2 | 4 | 13 | 6 | 0 | 0-1 | | |


2005 GAME-BY-GAME POSTSEASON STATISTICS (STEELERS)

| DATE | OPPONENT | P/S | PASSING | | | | | | | | | | RUSHING | | | | | SCORE |
|-------------|------------|-----|---------|-----|-----|------|------|------|----|-----|----|-------|---------|-----|-----|----|----|---------|
| | | | ATT | CMP | YDS | PCT | Y/A | Y/C | TD | INT | LG | SK/YD | RATE | ATT | YDS | LG | TD | |
| 01/08 | at Bengals | S | 19 | 14 | 208 | 73.7 | 10.9 | 14.9 | 3 | 0 | 54 | 1/6 | 148.7 | 4 | 3 | 6 | 0 | W 31-17 |
| 01/15 | at Colts | S | 24 | 14 | 197 | 58.3 | 8.2 | 14.1 | 2 | 1 | 45 | 2/14 | 95.3 | 5 | -3 | 1 | 0 | W 21-18 |
| 01/22 | at Broncos | S | 29 | 21 | 275 | 72.4 | 9.5 | 13.1 | 2 | 0 | 30 | 2/7 | 124.9 | 3 | 12 | 6 | 1 | W 34-17 |
| 02/05 | Seahawks | S | 21 | 9 | 123 | 42.9 | 5.9 | 13.7 | 0 | 2 | 37 | 1/8 | 22.6 | 7 | 25 | 10 | 1 | W 21-10 |
| 2005 TOTALS | | 4-4 | 93 | 58 | 803 | 62.4 | 8.6 | 13.8 | 7 | 3 | 54 | 6/35 | 101.7 | 19 | 37 | 10 | 2 | 4-0 |

2004 GAME-BY-GAME POSTSEASON STATISTICS (STEELERS)

| DATE | OPPONENT | P/S | PASSING | | | | | | | | | | RUSHING | | | | | SCORE |
|-------------|----------|-----|---------|-----|-----|------|-----|------|----|-----|----|-------|---------|-----|-----|----|----|----------|
| | | | ATT | CMP | YDS | PCT | Y/A | Y/C | TD | INT | LG | SK/YD | RATE | ATT | YDS | LG | TD | |
| 01/15 | Jets | S | 30 | 17 | 181 | 56.7 | 6.0 | 10.6 | 1 | 2 | 21 | 1/10 | 57.8 | 4 | 30 | 20 | 0 | W 20-17+ |
| 01/23 | Patriots | S | 24 | 14 | 226 | 58.3 | 9.4 | 16.1 | 2 | 3 | 34 | 1/1 | 78.1 | 5 | 45 | 13 | 0 | L 27-41 |
| 2004 TOTALS | | 2-2 | 54 | 31 | 407 | 57.4 | 7.5 | 13.1 | 3 | 5 | 34 | 2/11 | 61.3 | 9 | 75 | 20 | 0 | 1-1 |

+ - Overtime



2

MASON RUDOLPH

QUARTERBACK

HEIGHT: 6-5

WEIGHT: 235

COLLEGE: Oklahoma State

BORN: Jun. 17, 1995 (26)

BIRTHPLACE: Rock Hill, SC

HOW ACQUIRED: D3a '18

NFL EXPERIENCE: 4th year

MASON RUDOLPH'S NFL REGULAR SEASON PASSING STATISTICS

| DATE | TEAM | GP | GS | ATT. | CMP. | PCT. | YDS | AVG. | TD | INT. | LG | SK | LST | RATE |
|--------|----------|----|----|------|------|------|-------|------|----|------|-----|----|-----|------|
| 2018 | Steelers | 0 | 0 | 0 | 0 | 0.0 | 0 | 0.0 | 0 | 0 | 0 | 0 | 0 | 0.0 |
| 2019 | Steelers | 10 | 8 | 283 | 176 | 62.2 | 1,765 | 6.2 | 13 | 9 | 76t | 15 | 124 | 82.0 |
| 2020 | Steelers | 5 | 1 | 43 | 25 | 58.1 | 324 | 7.5 | 2 | 1 | 47 | 1 | 8 | 87.7 |
| 2021 | Steelers | 1 | 1 | 50 | 30 | 60.0 | 242 | 4.8 | 1 | 1 | 36 | 0 | 0 | 70.6 |
| TOTALS | | 16 | 10 | 376 | 231 | 61.4 | 2,331 | 6.2 | 16 | 11 | 76T | 16 | 132 | 81.1 |

MASON RUDOLPH'S NFL POSTSEASON PASSING STATISTICS

| DATE | TEAM | GP | GS | ATT. | CMP. | PCT. | YDS | AVG. | TD | INT. | LG | SK | LST | RATE |
|--------|----------|----|----|------|------|------|-----|------|----|------|----|----|-----|------|
| 2020 | Steelers | 0 | 0 | 0 | 0 | 0.0 | 0 | 0.0 | 0 | 0 | 0 | 0 | 0 | 0.0 |
| TOTALS | | 0 | 0 | 0 | 0 | 0.0 | 0 | 0.0 | 0 | 0 | 0 | 0 | 0 | 0.0 |

MASON RUDOLPH'S NFL REGULAR SEASON RUSHING STATISTICS

| DATE | TEAM | NO. | YDS. | AVG. | LG | TD |
|--------|----------|-----|------|------|----|----|
| 2018 | Steelers | 0 | 0 | 0.0 | 0 | 0 |
| 2019 | Steelers | 21 | 42 | 2.0 | 13 | 0 |
| 2020 | Steelers | 7 | -6 | -0.9 | 1 | 0 |
| 2021 | Steelers | 4 | 36 | 9.0 | 26 | 0 |
| TOTALS | | 32 | 72 | 2.3 | 26 | 0 |

MASON RUDOLPH'S NFL POSTSEASON RUSHING STATISTICS

| DATE | TEAM | NO. | YDS. | AVG. | LG | TD |
|--------|----------|-----|------|------|----|----|
| 2020 | Steelers | 0 | 0 | 0.0 | 0 | 0 |
| TOTALS | | 0 | 0 | 0.0 | 0 | 0 |

MASON RUDOLPH'S NFL REGULAR SEASON PASSING/RUSHING STATISTICS

| DATE | TEAM | GP | GS | PASSING | | | | | | | | | | | RUSHING | | | | |
|--------|----------|----|----|---------|------|------|-------|------|----|------|-----|----|-----|------|---------|------|------|----|----|
| | | | | ATT. | CMP. | PCT. | YDS | AVG. | TD | INT. | LG | SK | LST | RATE | NO. | YDS. | AVG. | LG | TD |
| 2018 | Steelers | 0 | 0 | 0 | 0 | 0.0 | 0 | 0.0 | 0 | 0 | 0 | 0 | 0 | 0.0 | 0 | 0 | 0.0 | 0 | 0 |
| 2019 | Steelers | 10 | 8 | 283 | 176 | 62.2 | 1,765 | 6.2 | 13 | 9 | 76t | 15 | 124 | 82.0 | 21 | 42 | 2.0 | 13 | 0 |
| 2020 | Steelers | 5 | 1 | 43 | 25 | 58.1 | 324 | 7.5 | 2 | 1 | 47 | 1 | 8 | 87.7 | 7 | -6 | -0.9 | 1 | 0 |
| 2021 | Steelers | 1 | 1 | 50 | 30 | 60.0 | 242 | 4.8 | 1 | 1 | 36 | 0 | 0 | 70.6 | 4 | 36 | 9.0 | 26 | 0 |
| TOTALS | | 16 | 10 | 376 | 231 | 61.4 | 2,331 | 6.2 | 16 | 11 | 76T | 16 | 132 | 81.1 | 32 | 72 | 2.3 | 26 | 0 |

MASON RUDOLPH'S NFL POSTSEASON PASSING/RUSHING STATISTICS

| DATE | TEAM | GP | GS | PASSING | | | | | | | | | | | RUSHING | | | | |
|--------|----------|----|----|---------|------|------|-----|------|----|------|----|----|-----|------|---------|------|------|----|----|
| | | | | ATT. | CMP. | PCT. | YDS | AVG. | TD | INT. | LG | SK | LST | RATE | NO. | YDS. | AVG. | LG | TD |
| 2020 | Steelers | 0 | 0 | 0 | 0 | 0.0 | 0 | 0.0 | 0 | 0 | 0 | 0 | 0 | 0.0 | 0 | 0 | 0.0 | 0 | 0 |
| TOTALS | | 0 | 0 | 0 | 0 | 0.0 | 0 | 0.0 | 0 | 0 | 0 | 0 | 0 | 0.0 | 0 | 0 | 0.0 | 0 | 0 |

SINGLE-GAME HIGHS: QUARTERBACK

| | | | |
|------------------|--|-----------------------|--|
| Pass Attempts | 50 vs. Detroit Lions, Nov 14, 2021 44 at Cleveland Browns, Nov 14, 2019 | Completion Percentage | 85.7 vs. Cincinnati Bengals, Sep 30, 2019 74.3 vs. Indianapolis Colts, Nov 03, 2019 |
| Pass Completions | 30 vs. Detroit Lions, Nov 14, 2021 26 vs. Indianapolis Colts, Nov 03, 2019 | Passer Rating | 124.6 vs. Cincinnati Bengals, Sep 30, 2019 104 at New York Jets, Dec 22, 2019 |
| Yards Passing | 315 at Cleveland Browns, Jan 03, 2021 251 vs. Miami Dolphins, Oct 28, 2019 | Rush Attempts | 4 vs. Detroit Lions, Nov 14, 2021 4 at Cincinnati Bengals, Nov 24, 2019 |
| TD Passes | 2 at Cleveland Browns, Jan 03, 2021 2 vs. Miami Dolphins, Oct 28, 2019 ...3 more at 2. | Rushing Yards | ...1 more at 4. 36 vs. Detroit Lions, Nov 14, 2021 15 at Cleveland Browns, Nov 14, 2019 |
| Long Passes | 76t at San Francisco 49ers, Sep 22, 2019 47 at Cleveland Browns, Jan 03, 2021 | Longest Runs | ...1 more at 15. 26 vs. Detroit Lions, Nov 14, 2021 13 at Cleveland Browns, Nov 14, 2019 |

300-YARD PASSING GAMES (1): REGULAR SEASON


| DATE | TEAM | NO. | YDS. | AVG. | LG | TD |
|----------|-----------|-----|------|------|----|----|
| 01/03/21 | at Browns | 22 | 315 | 14.3 | 47 | 2 |

2021 GAME-BY-GAME REGULAR-SEASON STATISTICS (STEELERS)

| DATE | OPPONENT | P/S | PASSING | | | | | | | | | | RUSHING | | | | W/L/T | SCORE | |
|--------------|-------------|-----|---------|-----|-----|------|-----|-----|----|-----|----|-------|---------|-----|-----|----|-------|-------|--------|
| | | | ATT | CMP | YDS | PCT | Y/A | Y/C | TD | INT | LG | SK/YD | RATE | ATT | YDS | LG | | | TD |
| 09/12 | at Bills | | | | | | | | | | | | | | | | | W | 23-16 |
| 09/19 | Raiders | | | | | | | | | | | | | | | | | L | 17-26 |
| 09/26 | Bengals | | | | | | | | | | | | | | | | | L | 10-24 |
| 10/03 | at Packers | | | | | | | | | | | | | | | | | L | 17-27 |
| 10/10 | Broncos | | | | | | | | | | | | | | | | | W | 27-19 |
| 10/17 | Seahawks | | | | | | | | | | | | | | | | | W | 23-20+ |
| 10/31 | at Browns | | | | | | | | | | | | | | | | | W | 15-10 |
| 11/08 | Bears | | | | | | | | | | | | | | | | | W | 29-27 |
| 11/14 | Lions | S | 50 | 30 | 242 | 60.0 | 4.8 | 8.1 | 1 | 1 | 36 | 0/0 | 70.6 | 4 | 36 | 26 | 0 | T | 16-16 |
| 11/21 | at Chargers | | | | | | | | | | | | | | | | | L | 37-41 |
| 11/28 | at Bengals | | | | | | | | | | | | | | | | | L | 10-41 |
| 12/05 | Ravens | | | | | | | | | | | | | | | | | W | 20-19 |
| 12/09 | at Vikings | | | | | | | | | | | | | | | | | L | 28-36 |
| 12/19 | Titans | | | | | | | | | | | | | | | | | W | 19-13 |
| 2021 TOTALS | | 1-1 | 50 | 30 | 242 | 60.0 | 4.8 | 8.1 | 1 | 1 | 36 | 0/0 | 70.6 | 4 | 36 | 26 | 0 | 7-6-1 | |
| + - Overtime | | | | | | | | | | | | | | | | | | | |

2020 GAME-BY-GAME POSTSEASON STATISTICS (STEELERS)

| DATE | OPPONENT | P/S | PASSING | | | | | | | | | | | RUSHING | | | | W/L | SCORE | |
|-------------|----------|-----|---------|-----|-----|-----|-----|-----|-----|-----|----|-------|------|---------|-----|----|----|-----|-------|--|
| | | | ATT | CMP | YDS | PCT | Y/A | Y/C | TD | INT | LG | SK/YD | RATE | ATT | YDS | LG | TD | | | |
| 01/10 | Browns | | | | | | | | | | | | | | | | | L | 37-48 | |
| 2020 TOTALS | | | 0-0 | 0 | 0 | 0 | 0.0 | 0.0 | 0.0 | 0 | 0 | 0 | 0/0 | 0.0 | 0 | 0 | 0 | 0 | 0-1 | |



JOE SCHOBERT

(SHOW-*bert*)

LINEBACKER

HEIGHT: 6-1 BIRTHPLACE Waukesha, Wis.

WEIGHT: 240 HOW ACQUIRED: TR '12 (JAX)

COLLEGE: Wisconsin NFL EXPERIENCE: 6th year

BORN: Nov. 6, 1993 (28)

REGULAR SEASON COMPARISON: DEFENSIVE - TENNESSEE TITANS

| DATE | OPP | W/L | GP/GS | TACKLES | | | SACK | YDS. | INT | TFL | PD | QBH | TD | MISC | |
|----------|-------------|-----|-------|---------|------|------|------|------|-----|-----|----|-----|----|------|----|
| | | | | TOT | SOLO | ASST | | | | | | | | FF | FR |
| 10/22/17 | CLV vs. TEN | L | S | 10 | 6 | 4 | 0.0 | 0.0 | 0 | 0 | 0 | 0 | 0 | 0 | 0 |
| 9/8/19 | CLV vs. TEN | L | S | 8 | 5 | 3 | 0.0 | 0.0 | 0 | 0 | 0 | 0 | 0 | 0 | 0 |
| 9/20/20 | JAX @ TEN | L | S | 10 | 6 | 4 | 0.0 | 0.0 | 0 | 0 | 0 | 0 | 0 | 0 | 0 |
| 12/13/20 | JAX vs. TEN | L | S | 8 | 5 | 3 | 0.0 | 0.0 | 0 | 1 | 0 | 1 | 0 | 0 | 0 |
| 12/19/21 | PIT vs. TEN | W | S | 7 | 4 | 3 | 0.0 | 0.0 | 1 | 0 | 1 | 1 | 0 | 0 | 0 |
| TOTALS | | 1/4 | 5/5 | 43 | 26 | 17 | 0.0 | 0.0 | 1 | 1 | 1 | 2 | 0 | 0 | 0 |

JOE SCHOBERT'S NFL REGULAR SEASON DEFENSIVE STATISTICS


| DATE | TEAM | GP | GS | TK | S | TACKLES | | | | | INTERCEPTIONS | | | | | O. FUMB | | | ST | | MISC | | | | | |
|------------|----------|----|----|-----|-----|---------|-----|-----|------|------|---------------|----|-----|----|----|---------|----|----|----|-----|------|----|---|----|----|---|
| | | | | | | A | TFL | YDS | SK | YDS | QBH | NO | YDS | LG | TD | PD | FF | FR | TD | YDS | TK | S | A | FF | FR | S |
| 2016 | Browns | 16 | 4 | 16 | 11 | 5 | 1 | 0.5 | 3.0 | 3 | 0 | 0 | 0 | 0 | 1 | 0 | 0 | 0 | 12 | 8 | 4 | 0 | 0 | 0 | 0 | |
| 2017 | Browns | 16 | 16 | 142 | 85 | 57 | 4 | 6 | 3.0 | 18.0 | 7 | 1 | 8 | 8 | 0 | 4 | 3 | 0 | 0 | 2 | 2 | 0 | 0 | 0 | 0 | |
| 2018 | Browns | 13 | 13 | 103 | 57 | 46 | 3 | 13 | 3.0 | 20.0 | 6 | 1 | 0 | 0 | 6 | 2 | 2 | 0 | 26 | 0 | 0 | 0 | 0 | 0 | 0 | |
| 2019 | Browns | 16 | 16 | 133 | 89 | 44 | 7 | 32 | 2.0 | 19.0 | 4 | 4 | 24 | 20 | 0 | 9 | 2 | 1 | 0 | 21 | 0 | 0 | 0 | 0 | 0 | |
| 2020 | Jaguars | 16 | 16 | 141 | 84 | 57 | 6 | 17 | 2.5 | 12.0 | 6 | 3 | 45 | 43 | 1 | 4 | 2 | 0 | 0 | 0 | 0 | 0 | 0 | 0 | 0 | |
| 2021 | Steelers | 14 | 14 | 98 | 62 | 36 | 1 | 0 | 0.0 | 0.0 | 1 | 1 | 23 | 23 | 0 | 6 | 1 | 0 | 0 | 0 | 0 | 0 | 0 | 0 | 0 | |
| NFL TOTALS | | 91 | 79 | 633 | 388 | 245 | 22 | 69 | 11.0 | 72.0 | 27 | 10 | 100 | 43 | 1 | 30 | 10 | 3 | 0 | 47 | 14 | 10 | 4 | 0 | 0 | 0 |

SINGLE-GAME HIGHS: DEFENSIVE

| | | | |
|-------------------|---|----------------------------------|--|
| Total Tackles | 16 at Baltimore Ravens, Sep 29, 2019 | Tackles For Loss | 2 vs. Pittsburgh Steelers, Nov 14, 2019 |
| | 14 at Oakland Raiders, Sep 30, 2018 | | 2 at Baltimore Ravens, Sep 29, 2019 |
| Sacks | 1.0 vs. Chicago Bears, Dec 27, 2020 | |1 more at 2. |
| | 1.0 at Minnesota Vikings, Dec 06, 2020 | Interceptions | 2 vs. Miami Dolphins, Nov 24, 2019 |
| | ...6 more at 1.0. | | 2 vs. Pittsburgh Steelers, Nov 14, 2019 |
| Passes Defensed | 4 vs. Miami Dolphins, Nov 24, 2019 | Interception Return Yards | 43 at Minnesota Vikings, Dec 06, 2020 |
| | 4 vs. Pittsburgh Steelers, Nov 14, 2019 | | 23 vs. Tennessee Titans, Dec 19, 2021 |
| Forced Fumbles | 1 at Cleveland Browns, Oct 31, 2021 | Special Teams Tackles | 3 at Buffalo Bills, Dec 18, 2016 |
| | 1 vs. Chicago Bears, Dec 27, 2020 | | 2 at Cincinnati Bengals, Oct 23, 2016 |
| | ...8 more at 1. | Longest Opponent's Fumble Return | 26 vs. Pittsburgh Steelers, Sep 09, 2018 |
| Fumble Recoveries | 2 vs. Pittsburgh Steelers, Sep 09, 2018 | | 21 vs. Los Angeles Rams, Sep 22, 2019 |
| | 1 vs. Los Angeles Rams, Sep 22, 2019 | | |

2021 GAME-BY-GAME REGULAR-SEASON STATISTICS (STEELERS)

| DATE | OPPONENT | P/S | TACKLES | | | | | | | | INTERCEPTIONS | | | | O. FUMB | | | ST | | | MISC | | W/L | SCORE | | | | |
|-------------|-------------|-------|---------|----|----|-----|-----|-----|-----|-----|---------------|-----|----|----|---------|----|----|----|-----|----|------|---|-----|-------|----|----|-------|--------|
| | | | TK | S | A | SK | YDS | TFL | YDS | QBH | NO | YDS | LG | TD | PD | FF | FR | TD | YDS | TK | S | A | | | FF | FR | TD | YDS |
| 09/12 | at Bills | S | 6 | 2 | 4 | 0.0 | 0.0 | 0 | 0 | 0 | 0 | 0 | 0 | 0 | 0 | 0 | 0 | 0 | 0 | 0 | 0 | 0 | 0 | 0 | 0 | 0 | W | 23-16 |
| 09/19 | Raiders | S | 10 | 6 | 4 | 0.0 | 0.0 | 0 | 0 | 0 | 0 | 0 | 0 | 2 | 0 | 0 | 0 | 0 | 0 | 0 | 0 | 0 | 0 | 0 | 0 | 0 | L | 17-26 |
| 09/26 | Bengals | S | 5 | 4 | 1 | 0.0 | 0.0 | 0 | 0 | 0 | 0 | 0 | 0 | 0 | 0 | 0 | 0 | 0 | 0 | 0 | 0 | 0 | 0 | 0 | 0 | 0 | L | 10-24 |
| 10/03 | at Packers | S | 8 | 5 | 3 | 0.0 | 0.0 | 0 | 0 | 0 | 0 | 0 | 0 | 1 | 0 | 0 | 0 | 0 | 0 | 0 | 0 | 0 | 0 | 0 | 0 | 0 | L | 17-27 |
| 10/10 | Broncos | S | 5 | 3 | 2 | 0.0 | 0.0 | 0 | 0 | 0 | 0 | 0 | 0 | 1 | 0 | 0 | 0 | 0 | 0 | 0 | 0 | 0 | 0 | 0 | 0 | 0 | W | 27-19 |
| 10/17 | Seahawks | S | 2 | 1 | 1 | 0.0 | 0.0 | 0 | 0 | 0 | 0 | 0 | 0 | 0 | 0 | 0 | 0 | 0 | 0 | 0 | 0 | 0 | 0 | 0 | 0 | 0 | W | 23-20+ |
| 10/31 | at Browns | S | 9 | 6 | 3 | 0.0 | 0.0 | 0 | 0 | 0 | 0 | 0 | 0 | 0 | 1 | 0 | 0 | 0 | 0 | 0 | 0 | 0 | 0 | 0 | 0 | 0 | W | 15-10 |
| 11/08 | Bears | S | 5 | 2 | 3 | 0.0 | 0.0 | 0 | 0 | 0 | 0 | 0 | 0 | 0 | 0 | 0 | 0 | 0 | 0 | 0 | 0 | 0 | 0 | 0 | 0 | 0 | W | 29-27 |
| 11/14 | Lions | S | 13 | 8 | 5 | 0.0 | 0.0 | 1 | 0 | 0 | 0 | 0 | 0 | 0 | 0 | 0 | 0 | 0 | 0 | 0 | 0 | 0 | 0 | 0 | 0 | 0 | T | 16-16 |
| 11/21 | at Chargers | S | 4 | 3 | 1 | 0.0 | 0.0 | 0 | 0 | 0 | 0 | 0 | 0 | 0 | 0 | 0 | 0 | 0 | 0 | 0 | 0 | 0 | 0 | 0 | 0 | 0 | L | 37-41 |
| 11/28 | at Bengals | S | 10 | 8 | 2 | 0.0 | 0.0 | 0 | 0 | 0 | 0 | 0 | 0 | 0 | 0 | 0 | 0 | 0 | 0 | 0 | 0 | 0 | 0 | 0 | 0 | 0 | L | 10-41 |
| 12/05 | Ravens | S | 7 | 6 | 1 | 0.0 | 0.0 | 0 | 0 | 0 | 0 | 0 | 0 | 0 | 1 | 0 | 0 | 0 | 0 | 0 | 0 | 0 | 0 | 0 | 0 | 0 | W | 20-19 |
| 12/09 | at Vikings | S | 7 | 4 | 3 | 0.0 | 0.0 | 0 | 0 | 0 | 0 | 0 | 0 | 0 | 0 | 0 | 0 | 0 | 0 | 0 | 0 | 0 | 0 | 0 | 0 | 0 | L | 28-36 |
| 12/19 | Titans | S | 7 | 4 | 3 | 0.0 | 0.0 | 0 | 0 | 1 | 1 | 23 | 23 | 0 | 1 | 0 | 0 | 0 | 0 | 0 | 0 | 0 | 0 | 0 | 0 | 0 | W | 19-13 |
| 2021 TOTALS | | 14-14 | 98 | 62 | 36 | 0.0 | 0.0 | 1 | 0 | 1 | 1 | 23 | 23 | 0 | 6 | 1 | 0 | 0 | 0 | 0 | 0 | 0 | 0 | 0 | 0 | 0 | 7-6-1 | |
| +- Overtime | | | | | | | | | | | | | | | | | | | | | | | | | | | | |



BENNY SNELL JR.

RUNNING BACK

HEIGHT: 5-10

BIRTHPLACE: Columbus, OH

WEIGHT: 224

HOW ACQUIRED: D4 '19

COLLEGE: Kentucky

NFL EXPERIENCE: 3rd year

BORN: Feb. 26, 1998 (23)

BENNY SNELL JR.'S NFL REGULAR SEASON RUSHING/RECEIVING STATISTICS

| DATE | TEAM | GP | GS | RUSHING | | | | | RECEIVING | | | | |
|------------|----------|----|----|---------|------|------|----|----|-----------|------|------|----|----|
| | | | | NO. | YDS. | AVG. | LG | TD | NO. | YDS. | AVG. | LG | TD |
| 2019 | Steelers | 13 | 2 | 108 | 426 | 3.9 | 23 | 2 | 3 | 23 | 7.7 | 14 | 0 |
| 2020 | Steelers | 16 | 3 | 111 | 368 | 3.3 | 30 | 4 | 10 | 61 | 6.1 | 14 | 0 |
| 2021 | Steelers | 14 | 0 | 18 | 54 | 3.0 | 9 | 0 | 1 | 7 | 7.0 | 7 | 0 |
| NFL TOTALS | | 43 | 5 | 237 | 848 | 3.6 | 30 | 6 | 14 | 91 | 6.5 | 14 | 0 |

BENNY SNELL JR.'S NFL POSTSEASON RUSHING/RECEIVING STATISTICS

| DATE | TEAM | GP | GS | RUSHING | | | | | RECEIVING | | | | |
|------------|----------|----|----|---------|------|------|----|----|-----------|------|------|----|----|
| | | | | NO. | YDS. | AVG. | LG | TD | NO. | YDS. | AVG. | LG | TD |
| 2020 | Steelers | 1 | 0 | 2 | 13 | 6.5 | 11 | 0 | 1 | 4 | 4.0 | 4 | 0 |
| NFL TOTALS | | 1 | 0 | 2 | 13 | 6.5 | 11 | 0 | 1 | 4 | 4.0 | 4 | 0 |

BENNY SNELL JR.'S NFL REGULAR SEASON RETURN STATISTICS

| Steelers Seasonal Statistics | | | | | | | | | | | | |
|------------------------------|----------|------|------|------|----|----|--------------|----|------|------|----|----|
| KICKOFF RETURNS | | | | | | | PUNT RETURNS | | | | | |
| DATE | TEAM | RET. | YDS. | AVG. | LG | TD | NO. | FC | YDS. | AVG. | LG | TD |
| 2019 | Steelers | 1 | 8 | 8.0 | 8 | 0 | 0 | 0 | 0 | 0.0 | 0 | 0 |
| 2020 | Steelers | 0 | 0 | 0.0 | 0 | 0 | 0 | 0 | 0 | 0.0 | 0 | 0 |
| 2021 | Steelers | 0 | 0 | 0.0 | 0 | 0 | 0 | 0 | 0 | 0.0 | 0 | 0 |
| NFL TOTALS | | 1 | 8 | 8.0 | 8 | 0 | 0 | 0 | 0 | 0.0 | 0 | 0 |

BENNY SNELL JR.'S NFL POSTSEASON RETURN STATISTICS

| KICKOFF RETURNS | | | | | | | PUNT RETURNS | | | | | | |
|-----------------|----------|------|------|------|----|----|--------------|----|------|------|----|----|--|
| DATE | TEAM | RET. | YDS. | AVG. | LG | TD | NO. | FC | YDS. | AVG. | LG | TD | |
| 2020 | Steelers | 0 | 0 | 0.0 | 0 | 0 | 0 | 0 | 0 | 0.0 | 0 | 0 | |
| NFL TOTALS | | 0 | 0 | 0.0 | 0 | 0 | 0 | 0 | 0 | 0.0 | 0 | 0 | |

SINGLE-GAME HIGHS: RUSHING/RECEIVING

| | | | |
|--------------------|---|------------------------|---|
| Rush Attempts | 21 at Cincinnati Bengals, Nov 24, 2019 19 at New York Giants, Sep 14, 2020 | Kickoff Returns | 1 at Baltimore Ravens, Dec 29, 2019 |
| Rushing Yards | 113 at New York Giants, Sep 14, 2020 98 at Cincinnati Bengals, Nov 24, 2019 | Kickoff Return Yards | 8 at Baltimore Ravens, Dec 29, 2019 |
| Longest Runs | 30 at New York Giants, Sep 14, 2020 29 at Cincinnati Bengals, Dec 21, 2020 | Longest Kickoff Return | 8 at Baltimore Ravens, Dec 29, 2019 |
| Rushing TDs | 1 at Cincinnati Bengals, Dec 21, 2020 1 at Jacksonville Jaguars, Nov 22, 2020 ...4 more at 1. | Special Teams Tackles | 2 at Buffalo Bills, Dec 13, 2020 1 at Cincinnati Bengals, Nov 28, 2021 ...10 more at 1. |
| Receptions | 3 at Cincinnati Bengals, Dec 21, 2020 3 vs. Baltimore Ravens, Dec 02, 2020 | Miscellaneous Tackles | 1 at Cleveland Browns, Jan 03, 2021 |
| Receiving Yards | 33 vs. Baltimore Ravens, Dec 02, 2020 23 at Cincinnati Bengals, Dec 21, 2020 | Most TDs | 1 at Cincinnati Bengals, Dec 21, 2020 1 at Jacksonville Jaguars, Nov 22, 2020 ...3 more at 1. |
| Longest Receptions | 14 at Cincinnati Bengals, Dec 21, 2020 14 at Los Angeles Chargers, Oct 13, 2019 | Rushing Average | 6.0 at New York Giants, Sep 14, 2020 5.1 at Baltimore Ravens, Dec 29, 2019 |
| All-Purpose Yards | 113 at New York Giants, Sep 14, 2020 107 at Cincinnati Bengals, Dec 21, 2020 | | |

SINGLE-GAME HIGHS - POSTSEASON: RUSHING/RECEIVING

| | | | |
|---------------|---|--------------------|---------------------------------------|
| Rush Attempts | 2 vs. Cleveland Browns, Jan 10, 2021 | Receiving Yards | 4 vs. Cleveland Browns, Jan 10, 2021 |
| Rushing Yards | 13 vs. Cleveland Browns, Jan 10, 2021 | Longest Receptions | 4 vs. Cleveland Browns, Jan 10, 2021 |
| Longest Runs | 11 vs. Cleveland Browns, Jan 10, 2021 2 vs. Cleveland Browns, Jan 10, 2021 | All-Purpose Yards | 17 vs. Cleveland Browns, Jan 10, 2021 |
| Receptions | 1 vs. Cleveland Browns, Jan 10, 2021 | | |

100-YARD RUSHING GAMES (1): REGULAR SEASON


| DATE | TEAM | ATT. | YDS. | AVG. | LG | TD |
|----------|-----------|------|------|------|----|----|
| 09/14/20 | at Giants | 19 | 113 | 5.9 | 30 | 0 |

2021 GAME-BY-GAME REGULAR-SEASON STATISTICS (STEELERS)

| DATE | OPPONENT | P/S | RUSHING | | | | | RECEIVING | | | | | W/L/T | SCORE |
|--------------|-------------|------|---------|------|------|----|----|-----------|------|------|----|----|-------|--------|
| | | | NO. | YDS. | AVG. | LG | TD | NO. | YDS. | AVG. | LG | TD | | |
| 09/12 | at Bills | P | 0 | 0 | 0.0 | 0 | 0 | 0 | 0 | 0.0 | 0 | 0 | W | 23-16 |
| 09/19 | Raiders | P | 2 | 1 | 0.5 | 1 | 0 | 0 | 0 | 0.0 | 0 | 0 | L | 17-26 |
| 09/26 | Bengals | P | 0 | 0 | 0.0 | 0 | 0 | 0 | 0 | 0.0 | 0 | 0 | L | 10-24 |
| 10/03 | at Packers | P | 1 | 0 | 0.0 | 0 | 0 | 0 | 0 | 0.0 | 0 | 0 | L | 17-27 |
| 10/10 | Broncos | P | 5 | 20 | 4.0 | 9 | 0 | 0 | 0 | 0.0 | 0 | 0 | W | 27-19 |
| 10/17 | Seahawks | P | 0 | 0 | 0.0 | 0 | 0 | 0 | 0 | 0.0 | 0 | 0 | W | 23-20+ |
| 10/31 | at Browns | P | 0 | 0 | 0.0 | 0 | 0 | 1 | 7 | 7.0 | 7 | 0 | W | 15-10 |
| 11/08 | Bears | P | 2 | 6 | 3.0 | 5 | 0 | 0 | 0 | 0.0 | 0 | 0 | W | 29-27 |
| 11/14 | Lions | P | 1 | 4 | 4.0 | 4 | 0 | 0 | 0 | 0.0 | 0 | 0 | T | 16-16 |
| 11/21 | at Chargers | P | 2 | 7 | 3.5 | 4 | 0 | 0 | 0 | 0.0 | 0 | 0 | L | 37-41 |
| 11/28 | at Bengals | P | 2 | 5 | 2.5 | 4 | 0 | 0 | 0 | 0.0 | 0 | 0 | L | 10-41 |
| 12/05 | Ravens | P | 2 | 13 | 6.5 | 8 | 0 | 0 | 0 | 0.0 | 0 | 0 | W | 20-19 |
| 12/09 | at Vikings | P | 1 | -2 | -2.0 | -2 | 0 | 0 | 0 | 0.0 | 0 | 0 | L | 28-36 |
| 12/19 | Titans | P | 0 | 0 | 0.0 | 0 | 0 | 0 | 0 | 0.0 | 0 | 0 | W | 19-13 |
| 2021 TOTALS | | 14-0 | 18 | 54 | 3.0 | 9 | 0 | 1 | 7 | 7.0 | 7 | 0 | 7-6-1 | |
| + - Overtime | | | | | | | | | | | | | | |

2020 GAME-BY-GAME POSTSEASON STATISTICS (STEELERS)

| DATE | OPPONENT | P/S | RUSHING | | | | | RECEIVING | | | | | W/L | SCORE |
|-------------|----------|-----|---------|------|------|----|----|-----------|------|------|----|----|-----|-------|
| | | | NO. | YDS. | AVG. | LG | TD | NO. | YDS. | AVG. | LG | TD | | |
| 01/10 | Browns | P | 2 | 13 | 6.5 | 11 | 0 | 1 | 4 | 4.0 | 4 | 0 | L | 37-48 |
| 2020 TOTALS | | 1-0 | 2 | 13 | 6.5 | 11 | 0 | 1 | 4 | 4.0 | 4 | 0 | 0-1 | |



41

ROBERT SPILLANE

(Spuh-LANE)

LINEBACKER

HEIGHT: 6-1 BIRTHPLACE Oak Park, IL
WEIGHT: 229 HOW ACQUIRED: FA '19
COLLEGE: Western Michigan NFL EXPERIENCE: 3rd year
BORN: Dec. 14, 1995 (26)

REGULAR SEASON COMPARISON: DEFENSIVE - TENNESSEE TITANS

| DATE | OPP | W/L | GP/GS | TACKLES | | | | ASST | SACK | YDS. | INT | TFL | PD | QBH | TD | MISC | | |
|----------|-------------|-----|-------|---------|------|---|---|------|------|------|-----|-----|----|-----|----|------|----|----|
| | | | | TOT | SOLO | S | A | | | | | | | | | FF | FR | FR |
| 10/25/20 | PIT @ TEN | W | S | 3 | 2 | | | 1 | 0.0 | 0.0 | 0 | 0 | 0 | 0 | 0 | 0 | 0 | 0 |
| 12/19/21 | PIT vs. TEN | W | P | 3 | 1 | | | 2 | 0.0 | 0.0 | 0 | 0 | 0 | 0 | 0 | 0 | 0 | 0 |
| TOTALS | | 2/0 | 2/1 | 6 | 3 | | | 3 | 0.0 | 0.0 | 0 | 0 | 0 | 0 | 0 | 0 | 0 | 0 |

ROBERT SPILLANE'S NFL REGULAR SEASON DEFENSIVE STATISTICS

| DATE | TEAM | GP | GS | TACKLES | | | | | | | INTERCEPTIONS | | | | | O. FUMB | | | | ST | | | MISC | | | | |
|------------------------------------|----------|----|----|---------|----|----|-----|-----|-----|------|---------------|----|-----|-----|----|---------|----|----|----|-----|----|---|------|----|----|---|---|
| | | | | TK | S | A | TFL | YDS | SK | YDS | QBH | NO | YDS | LG | TD | PD | FF | FR | TD | YDS | TK | S | A | FF | FR | S | A |
| 2018 | Titans | 2 | 0 | 0 | 0 | 0 | 0 | 0 | 0 | 0.0 | 0.0 | 0 | 0 | 0 | 0 | 0 | 0 | 0 | 0 | 0 | 0 | 0 | 0 | 0 | 0 | | |
| 2019 | Titans | 0 | 0 | 0 | 0 | 0 | 0 | 0 | 0 | 0.0 | 0.0 | 0 | 0 | 0 | 0 | 0 | 0 | 0 | 0 | 0 | 0 | 0 | 0 | 0 | 0 | | |
| Went from Tennessee to Pittsburgh. | | | | | | | | | | | | | | | | | | | | | | | | | | | |
| 2019 | Steelers | 8 | 0 | 1 | 1 | 0 | 0 | 0 | 0.0 | 0.0 | 0 | 0 | 0 | 0 | 0 | 0 | 0 | 0 | 10 | 7 | 3 | 0 | 0 | 0 | 0 | 0 | |
| 2019 | TOTAL | 8 | 0 | 1 | 1 | 0 | 0 | 0 | 0 | 0.0 | 0.0 | 0 | 0 | 0 | 0 | 0 | 0 | 0 | 10 | 7 | 3 | 0 | 0 | 0 | 0 | 0 | |
| 2020 | Steelers | 12 | 7 | 43 | 37 | 6 | 4 | 21 | 2.0 | 15.0 | 3 | 1 | 33 | 33t | 1 | 4 | 1 | 0 | 2 | 2 | 0 | 0 | 0 | 0 | 0 | 0 | |
| 2021 | Steelers | 11 | 1 | 20 | 11 | 9 | 1 | 2 | 0.0 | 0.0 | 0 | 0 | 0 | 0 | 0 | 0 | 0 | 0 | 10 | 5 | 5 | 0 | 0 | 0 | 0 | 0 | |
| NFL TOTALS | | 33 | 8 | 64 | 49 | 15 | 5 | 23 | 2.0 | 15.0 | 3 | 1 | 33 | 33t | 1 | 4 | 1 | 0 | 22 | 14 | 8 | 0 | 0 | 0 | 0 | 0 | |

ROBERT SPILLANE'S NFL POSTSEASON DEFENSIVE STATISTICS

| DATE | TEAM | GP | GS | TACKLES | | | | | | | | INTERCEPTIONS | | | | O. FUMB | | | | ST | | | | MISC | |
|------------|----------|----|----|---------|---|---|-----|-----|-----|-----|-----|---------------|-----|----|----|---------|----|----|----|-----|----|---|---|------|----|
| | | | | TK | S | A | TFL | YDS | SK | YDS | QBH | NO | YDS | LG | TD | PD | FF | FR | TD | YDS | TK | S | A | FF | FR |
| 2020 | Steelers | 1 | 1 | 9 | 6 | 3 | 0 | 0 | 0.0 | 0.0 | 0 | 0 | 0 | 0 | 0 | 0 | 0 | 0 | 0 | 0 | 0 | 0 | 0 | 0 | 0 |
| NFL TOTALS | | 1 | 1 | 9 | 6 | 3 | 0 | 0 | 0.0 | 0.0 | 0 | 0 | 0 | 0 | 0 | 0 | 0 | 0 | 0 | 0 | 0 | 0 | 0 | 0 | 0 |

SINGLE-GAME HIGHS: DEFENSIVE

| | | | |
|-------------------|--|---------------------------|---|
| Total Tackles | 11 at Baltimore Ravens, Nov 01, 2020 10 vs. Las Vegas Raiders, Sep 19, 2021 | Tackles For Loss | 1 vs. Las Vegas Raiders, Sep 19, 2021 |
| Sacks | 1.0 vs. Washington, Dec 07, 2020 1.0 vs. Cincinnati Bengals, Nov 15, 2020 | Interceptions | 1 at Baltimore Ravens, Nov 01, 2020 |
| Passes Defensed | 2 vs. Washington, Dec 07, 2020 2 at Baltimore Ravens, Nov 01, 2020 | Interception Return Yards | 33 at Baltimore Ravens, Nov 01, 2020 |
| Fumble Recoveries | 1 at Baltimore Ravens, Nov 01, 2020 | Special Teams Tackles | 4 at Cincinnati Bengals, Nov 24, 2019 2 at Los Angeles Chargers, Nov 21, 2021 ...4 more at 2. |

SINGLE-GAME HIGHS - POSTSEASON: DEFENSIVE

| | |
|---------------|--------------------------------------|
| Total Tackles | 9 vs. Cleveland Browns, Jan 10, 2021 |
|---------------|--------------------------------------|

2021 GAME-BY-GAME REGULAR-SEASON STATISTICS (STEELERS)

| DATE | OPPONENT | P/S | TACKLES | | | | | | | | INTERCEPTIONS | | | | O. FUMB | | | ST | | | MISC | | | W/L | SCORE | | | | |
|-------------|-------------|------|------------------|----|---|-----|-----|-----|-----|-----|---------------|-----|----|----|---------|----|----|----|-----|----|------|---|----|-----|-------|-------|--------|---|-------|
| | | | TK | S | A | SK | YDS | TFL | YDS | QBH | NO | YDS | LG | TD | PD | FF | FR | TD | YDS | TK | S | A | FF | | | FR | S | A | |
| 09/12 | at Bills | | ON INACTIVE LIST | | | | | | | | | | | | | | | | | | | | | | | | | W | 23-16 |
| 09/19 | Raiders | S | 10 | 7 | 3 | 0.0 | 0.0 | 1 | 2 | 0 | 0 | 0 | 0 | 0 | 0 | 0 | 0 | 0 | 2 | 0 | 2 | 0 | 0 | 0 | 0 | L | 17-26 | | |
| 09/26 | Bengals | P | 0 | 0 | 0 | 0.0 | 0.0 | 0 | 0 | 0 | 0 | 0 | 0 | 0 | 0 | 0 | 0 | 0 | 0 | 0 | 0 | 0 | 0 | 0 | 0 | L | 10-24 | | |
| 10/03 | at Packers | P | 0 | 0 | 0 | 0.0 | 0.0 | 0 | 0 | 0 | 0 | 0 | 0 | 0 | 0 | 0 | 0 | 0 | 1 | 1 | 0 | 0 | 0 | 0 | 0 | L | 17-27 | | |
| 10/10 | Broncos | P | 2 | 1 | 1 | 0.0 | 0.0 | 0 | 0 | 0 | 0 | 0 | 0 | 0 | 0 | 0 | 0 | 0 | 0 | 0 | 0 | 0 | 0 | 0 | 0 | W | 27-19 | | |
| 10/17 | Seahawks | P | 2 | 0 | 2 | 0.0 | 0.0 | 0 | 0 | 0 | 0 | 0 | 0 | 0 | 0 | 0 | 0 | 0 | 1 | 1 | 0 | 0 | 0 | 0 | 0 | W | 23-20+ | | |
| 10/31 | at Browns | P | 1 | 0 | 1 | 0.0 | 0.0 | 0 | 0 | 0 | 0 | 0 | 0 | 0 | 0 | 0 | 0 | 0 | 1 | 1 | 0 | 0 | 0 | 0 | 0 | W | 15-10 | | |
| 11/08 | Bears | P | 0 | 0 | 0 | 0.0 | 0.0 | 0 | 0 | 0 | 0 | 0 | 0 | 0 | 0 | 0 | 0 | 0 | 0 | 0 | 0 | 0 | 0 | 0 | 0 | W | 29-27 | | |
| 11/14 | Lions | P | 0 | 0 | 0 | 0.0 | 0.0 | 0 | 0 | 0 | 0 | 0 | 0 | 0 | 0 | 0 | 0 | 0 | 2 | 1 | 1 | 0 | 0 | 0 | 0 | T | 16-16 | | |
| 11/21 | at Chargers | P | 1 | 1 | 0 | 0.0 | 0.0 | 0 | 0 | 0 | 0 | 0 | 0 | 0 | 0 | 0 | 0 | 0 | 2 | 1 | 1 | 0 | 0 | 0 | 0 | L | 37-41 | | |
| 11/28 | at Bengals | P | 1 | 1 | 0 | 0.0 | 0.0 | 0 | 0 | 0 | 0 | 0 | 0 | 0 | 0 | 0 | 0 | 0 | 0 | 0 | 0 | 0 | 0 | 0 | 0 | L | 10-41 | | |
| 12/05 | Ravens | | RESERVE/COVID-19 | | | | | | | | | | | | | | | | | | | | | | | | | W | 20-19 |
| 12/09 | at Vikings | | INACTIVE | | | | | | | | | | | | | | | | | | | | | | | | | L | 28-36 |
| 12/19 | Titans | P | 3 | 1 | 2 | 0.0 | 0.0 | 0 | 0 | 0 | 0 | 0 | 0 | 0 | 0 | 0 | 0 | 0 | 1 | 0 | 1 | 0 | 0 | 0 | 0 | W | 19-13 | | |
| 2021 TOTALS | | 11-1 | 20 | 11 | 9 | 0.0 | 0.0 | 1 | 2 | 0 | 0 | 0 | 0 | 0 | 0 | 0 | 0 | 0 | 10 | 5 | 5 | 0 | 0 | 0 | 0 | 7-6-1 | | | |
| +- Overtime | | | | | | | | | | | | | | | | | | | | | | | | | | | | | |

2020 GAME-BY-GAME POSTSEASON STATISTICS (STEELERS)

| | | | TACKLES | | | | | | | | INTERCEPTIONS | | | | | | O. FUMB | | | | ST | | | | MISC | | | |
|-------------|----------|-----|---------|---|---|-----|-----|-----|-----|-----|---------------|-----|----|----|----|----|---------|----|-----|----|----|---|----|----|------|---|-----|-------|
| DATE | OPPONENT | P/S | TK | S | A | SK | YDS | TFL | YDS | QBH | NO | YDS | LG | TD | PD | FF | FR | TD | YDS | TK | S | A | FF | FR | S | A | W/L | SCORE |
| 01/10 | Browns | S | 9 | 6 | 3 | 0.0 | 0.0 | 0 | 0 | 0 | 0 | 0 | 0 | 0 | 0 | 0 | 0 | 0 | 0 | 0 | 0 | 0 | 0 | 0 | 0 | 0 | L | 37-48 |
| 2020 TOTALS | | | 1-1 | 9 | 6 | 3 | 0.0 | 0.0 | 0 | 0 | 0 | 0 | 0 | 0 | 0 | 0 | 0 | 0 | 0 | 0 | 0 | 0 | 0 | 0 | 0 | 0 | 0-1 | |



20

CAMERON SUTTON

CORNERBACK

HEIGHT: 5-11 BIRTHPLACE Jonesboro, GA

WEIGHT: 188 HOW ACQUIRED: D3a '17

COLLEGE: Tennessee NFL EXPERIENCE: 5th year

BORN: Feb. 27, 1995 (26)

REGULAR SEASON COMPARISON: DEFENSIVE - TENNESSEE TITANS

| DATE | OPP | W/L | GP/GS | TACKLES | | | | | SACK | YDS. | INT | TFL | PD | QBH | TD | MISC | |
|----------|-------------|-----|-------|---------|------|------|--|--|------|------|-----|-----|----|-----|----|------|----|
| | | | | TOT | SOLO | ASST | | | | | | | | | | FF | FR |
| 10/25/20 | PIT @ TEN | W | P | 4 | 4 | 0 | | | 0.0 | 0.0 | 0 | 0 | 2 | 0 | 0 | 0 | 0 |
| 12/19/21 | PIT vs. TEN | W | S | 3 | 2 | 1 | | | 0.0 | 0.0 | 0 | 0 | 0 | 0 | 0 | 1 | 0 |
| TOTALS | | 2/0 | 2/1 | 7 | 6 | 1 | | | 0.0 | 0.0 | 0 | 0 | 2 | 0 | 0 | 1 | 0 |

CAMERON SUTTON'S NFL REGULAR SEASON DEFENSIVE STATISTICS

| DATE | TEAM | GP | GS | TK | S | TACKLES | | | | | YDS | QBH | INTERCEPTIONS | | | | | O. FUMB | | | | | ST | | MISC | | | |
|------------|----------|----|----|-----|----|---------|-----|-----|-----|-----|-----|-----|---------------|-----|----|----|----|---------|----|----|-----|----|----|---|------|----|---|---|
| | | | | | | A | TFL | YDS | SK | SK | | | NO | YDS | LG | TD | PD | FF | FR | TD | YDS | TK | S | A | FF | FR | S | A |
| 2017 | Steelers | 5 | 1 | 5 | 4 | 1 | 0 | 0 | 0.0 | 0.0 | 0 | 0 | 0 | 0 | 0 | 1 | 0 | 0 | 0 | 0 | 0 | 0 | 0 | 0 | 0 | 0 | 0 | |
| 2018 | Steelers | 15 | 1 | 19 | 18 | 1 | 0 | 0 | 0.0 | 0.0 | 2 | 1 | 0 | 0 | 3 | 0 | 0 | 0 | 0 | 3 | 2 | 1 | 1 | 0 | 0 | 0 | 0 | |
| 2019 | Steelers | 16 | 0 | 16 | 13 | 3 | 2 | 2 | 1.0 | 1.0 | 1 | 1 | 26 | 26 | 0 | 5 | 0 | 0 | 0 | 0 | 0 | 0 | 0 | 0 | 0 | 0 | 0 | |
| 2020 | Steelers | 16 | 6 | 29 | 26 | 3 | 1 | 4 | 1.0 | 0.0 | 0 | 1 | 0 | 0 | 0 | 8 | 3 | 1 | 0 | 0 | 1 | 1 | 0 | 0 | 0 | 0 | 0 | |
| 2021 | Steelers | 13 | 13 | 45 | 38 | 7 | 4 | 13 | 0.0 | 0.0 | 0 | 1 | 4 | 4 | 0 | 5 | 1 | 0 | 0 | 0 | 0 | 0 | 0 | 0 | 0 | 0 | 0 | |
| NFL TOTALS | | 65 | 21 | 114 | 99 | 15 | 7 | 19 | 2.0 | 1.0 | 3 | 4 | 30 | 26 | 0 | 22 | 4 | 1 | 0 | 0 | 4 | 3 | 1 | 1 | 0 | 0 | 0 | 0 |

CAMERON SUTTON'S NFL POSTSEASON DEFENSIVE STATISTICS

| | | TACKLES | | | | | | | | | | INTERCEPTIONS | | | | | | O. FUMB | | | | ST | | | | MISC | |
|------------|----------|---------|----|----|---|---|-----|-----|-----|-----|-----|---------------|-----|----|----|----|----|---------|----|-----|----|----|---|----|----|------|---|
| DATE | TEAM | GP | GS | TK | S | A | TFL | YDS | SK | YDS | QBH | NO | YDS | LG | TD | PD | FF | FR | TD | YDS | TK | S | A | FF | FR | S | A |
| 2017 | Steelers | 1 | 0 | 0 | 0 | 0 | 0 | 0 | 0.0 | 0.0 | 0 | 0 | 0 | 0 | 0 | 0 | 0 | 0 | 0 | 0 | 0 | 0 | 0 | 0 | 0 | 0 | 0 |
| 2020 | Steelers | 1 | 1 | 2 | 2 | 0 | 0 | 0 | 0.0 | 0.0 | 0 | 0 | 0 | 0 | 0 | 1 | 0 | 0 | 0 | 0 | 0 | 0 | 0 | 0 | 0 | 0 | 0 |
| NFL TOTALS | | 2 | 1 | 2 | 2 | 0 | 0 | 0 | 0.0 | 0.0 | 0 | 0 | 0 | 0 | 0 | 1 | 0 | 0 | 0 | 0 | 0 | 0 | 0 | 0 | 0 | 0 | 0 |

SINGLE-GAME HIGHS: DEFENSIVE

| | | | |
|-------------------|---|------------------------------|--|
| Total Tackles | 10 at Los Angeles Chargers, Nov 21, 2021 5 at Buffalo Bills, Sep 12, 2021 ...1 more at 5. | Tackles For Loss | 2 at Buffalo Bills, Sep 12, 2021 1 at Los Angeles Chargers, Nov 21, 2021 ...4 more at 1. |
| Sacks | 1.0 vs. Cleveland Browns, Oct 18, 2020 1.0 vs. Cleveland Browns, Dec 01, 2019 | Interceptions | 1 at Los Angeles Chargers, Nov 21, 2021 1 vs. Cleveland Browns, Oct 18, 2020 ...2 more at 1. |
| Passes Defensed | 3 at Los Angeles Chargers, Oct 13, 2019 2 at Buffalo Bills, Sep 12, 2021 ...3 more at 2. | Interception Return Yards | 26 at Los Angeles Chargers, Oct 13, 2019 4 at Los Angeles Chargers, Nov 21, 2021 |
| Forced Fumbles | 1 vs. Tennessee Titans, Dec 19, 2021 1 vs. Cincinnati Bengals, Nov 15, 2020 ...2 more at 1. | Special Teams Tackles | 1 at Dallas Cowboys, Nov 08, 2020 1 vs. Cincinnati Bengals, Dec 30, 2018 ...2 more at 1. |
| Fumble Recoveries | 1 at Buffalo Bills, Dec 13, 2020 | Special Teams Forced Fumbles | 1 vs. Kansas City Chiefs, Sep 16, 2018 |

SINGLE-GAME HIGHS - POSTSEASON: DEFENSIVE

| | | | |
|---------------|--------------------------------------|-----------------|--------------------------------------|
| Total Tackles | 2 vs. Cleveland Browns, Jan 10, 2021 | Passes Defensed | 1 vs. Cleveland Browns, Jan 10, 2021 |
|---------------|--------------------------------------|-----------------|--------------------------------------|

2021 GAME-BY-GAME REGULAR-SEASON STATISTICS (STEELERS)

| DATE | OPPONENT | P/S | TACKLES | | | | | | | INTERCEPTIONS | | | | | O. FUMB | | ST | | MISC | | W/L | SCORE | | | | | |
|--------------|-------------|-------|------------------|----|---|-----|-----|-----|-----|---------------|----|-----|----|----|---------|----|----|----|------|----|-----|-------|---|---|----|-------|-------|
| | | | TK | S | A | SK | YDS | TFL | YDS | QBH | NO | YDS | LG | TD | PD | FF | FR | TD | YDS | TK | | | S | A | FF | FR | S |
| 09/12 | at Bills | S | 5 | 5 | 0 | 0 | 0 | 2 | 9 | 0 | 0 | 0 | 0 | 2 | 0 | 0 | 0 | 0 | 0 | 0 | 0 | 0 | 0 | 0 | 0 | W | 23-16 |
| 09/19 | Raiders | S | 3 | 2 | 1 | 0.0 | 0.0 | 0 | 0 | 0 | 0 | 0 | 0 | 0 | 0 | 0 | 0 | 0 | 0 | 0 | 0 | 0 | 0 | 0 | 0 | L | 17-26 |
| 09/26 | Bengals | S | 2 | 2 | 0 | 0.0 | 0.0 | 0 | 0 | 0 | 0 | 0 | 0 | 0 | 0 | 0 | 0 | 0 | 0 | 0 | 0 | 0 | 0 | 0 | 0 | L | 10-24 |
| 10/03 | at Packers | S | 1 | 1 | 0 | 0.0 | 0.0 | 0 | 0 | 0 | 0 | 0 | 0 | 1 | 0 | 0 | 0 | 0 | 0 | 0 | 0 | 0 | 0 | 0 | 0 | L | 17-27 |
| 10/10 | Broncos | | ON INACTIVE LIST | | | | | | | | | | | | | | | | | | | | | | | W | 27-19 |
| 10/17 | Seahawks | S | 3 | 2 | 1 | 0.0 | 0.0 | 0 | 0 | 0 | 0 | 0 | 0 | 0 | 0 | 0 | 0 | 0 | 0 | 0 | 0 | 0 | 0 | 0 | 0 | W | 23-20 |
| 10/31 | at Browns | S | 3 | 3 | 0 | 0.0 | 0.0 | 1 | 2 | 0 | 0 | 0 | 0 | 0 | 0 | 0 | 0 | 0 | 0 | 0 | 0 | 0 | 0 | 0 | 0 | W | 15-10 |
| 11/08 | Bears | S | 3 | 3 | 0 | 0.0 | 0.0 | 0 | 0 | 0 | 0 | 0 | 0 | 0 | 0 | 0 | 0 | 0 | 0 | 0 | 0 | 0 | 0 | 0 | 0 | W | 29-27 |
| 11/14 | Lions | S | 0 | 0 | 0 | 0.0 | 0.0 | 0 | 0 | 0 | 0 | 0 | 0 | 0 | 0 | 0 | 0 | 0 | 0 | 0 | 0 | 0 | 0 | 0 | 0 | T | 16-16 |
| 11/21 | at Chargers | S | 10 | 7 | 3 | 0.0 | 0.0 | 1 | 2 | 0 | 1 | 4 | 4 | 0 | 1 | 0 | 0 | 0 | 0 | 0 | 0 | 0 | 0 | 0 | 0 | L | 37-41 |
| 11/28 | at Bengals | S | 4 | 3 | 1 | 0.0 | 0.0 | 0 | 0 | 0 | 0 | 0 | 0 | 0 | 0 | 0 | 0 | 0 | 0 | 0 | 0 | 0 | 0 | 0 | 0 | L | 10-41 |
| 12/05 | Ravens | S | 4 | 4 | 0 | 0.0 | 0.0 | 0 | 0 | 0 | 0 | 0 | 0 | 0 | 0 | 0 | 0 | 0 | 0 | 0 | 0 | 0 | 0 | 0 | 0 | W | 20-19 |
| 12/09 | at Vikings | S | 4 | 4 | 0 | 0.0 | 0.0 | 0 | 0 | 0 | 0 | 0 | 0 | 1 | 0 | 0 | 0 | 0 | 0 | 0 | 0 | 0 | 0 | 0 | 0 | L | 28-36 |
| 12/19 | Titans | S | 3 | 2 | 1 | 0.0 | 0.0 | 0 | 0 | 0 | 0 | 0 | 0 | 0 | 1 | 0 | 0 | 0 | 0 | 0 | 0 | 0 | 0 | 0 | 0 | W | 19-13 |
| 2021 TOTALS | | 13-13 | 45 | 38 | 7 | 0.0 | 0.0 | 4 | 13 | 0 | 1 | 4 | 4 | 0 | 5 | 1 | 0 | 0 | 0 | 0 | 0 | 0 | 0 | 0 | 0 | 7-6-1 | |
| + - Overtime | | | | | | | | | | | | | | | | | | | | | | | | | | | |

2020 GAME-BY-GAME POSTSEASON STATISTICS (STEELERS)

| | | | TACKLES | | | | | | | | INTERCEPTIONS | | | | | O. FUMB | | | | ST | | | | MISC | | | | |
|-------------|----------|-----|---------|---|---|-----|-----|-----|-----|-----|---------------|-----|----|----|----|---------|----|----|-----|----|---|---|----|------|---|---|-----|-------|
| DATE | OPPONENT | P/S | TK | S | A | SK | YDS | TFL | YDS | QBH | NO | YDS | LG | TD | PD | FF | FR | TD | YDS | TK | S | A | FF | FR | S | A | W/L | SCORE |
| 01/10 | Browns | S | 2 | 2 | 0 | 0.0 | 0.0 | 0 | 0 | 0 | 0 | 0 | 0 | 0 | 1 | 0 | 0 | 0 | 0 | 0 | 0 | 0 | 0 | 0 | 0 | 0 | L | 37-48 |
| 2020 TOTALS | | | 1-1 | 2 | 2 | 0 | 0.0 | 0.0 | 0 | 0 | 0 | 0 | 0 | 0 | 1 | 0 | 0 | 0 | 0 | 0 | 0 | 0 | 0 | 0 | 0 | 0 | 0-1 | |

2017 GAME-BY-GAME POSTSEASON STATISTICS (STEELERS)

| | | | TACKLES | | | | | | | | INTERCEPTIONS | | | | | O. FUMB | | | | ST | | | | MISC | | | | |
|-------------|----------|-----|---------|---|---|-----|-----|-----|-----|-----|---------------|-----|----|----|----|---------|----|----|-----|----|---|---|----|------|---|---|-----|-------|
| DATE | OPPONENT | P/S | TK | S | A | SK | YDS | TFL | YDS | QBH | NO | YDS | LG | TD | PD | FF | FR | TD | YDS | TK | S | A | FF | FR | S | A | W/L | SCORE |
| 01/14 | Jaguars | P | 0 | 0 | 0 | 0.0 | 0.0 | 0 | 0 | 0 | 0 | 0 | 0 | 0 | 0 | 0 | 0 | 0 | 0 | 0 | 0 | 0 | 0 | 0 | 0 | 0 | L | 42-45 |
| 2017 TOTALS | | 1-0 | 0 | 0 | 0 | 0.0 | 0.0 | 0 | 0 | 0 | 0 | 0 | 0 | 0 | 0 | 0 | 0 | 0 | 0 | 0 | 0 | 0 | 0 | 0 | 0 | 0 | 0-1 | |



TRAI TURNER

GUARD

HEIGHT: 6-3 BIRTHPLACE New Orleans, LA
WEIGHT: 315 HOW ACQUIRED: FA '21
COLLEGE: Louisiana State NFL EXPERIENCE: 8th year
BORN: Jun. 14, 1993 (28)



TRAI TURNER'S NFL REGULAR SEASON STATISTICS

| DATE | TEAM | GP | GS |
|------------|----------|-----|-----|
| 2014 | Panthers | 13 | 9 |
| 2015 | Panthers | 16 | 16 |
| 2016 | Panthers | 16 | 16 |
| 2017 | Panthers | 13 | 13 |
| 2018 | Panthers | 13 | 13 |
| 2019 | Panthers | 13 | 13 |
| 2020 | Chargers | 9 | 9 |
| 2021 | Steelers | 14 | 14 |
| NFL TOTALS | | 107 | 103 |

TRAI TURNER'S NFL POSTSEASON STATISTICS

| DATE | TEAM | GP | GS |
|------------|----------|----|----|
| 2014 | Panthers | 2 | 2 |
| 2015 | Panthers | 3 | 3 |
| 2017 | Panthers | 1 | 1 |
| NFL TOTALS | | 6 | 6 |

2021 GAME-BY-GAME REGULAR-SEASON STATISTICS (STEELERS)

| DATE | OPPONENT | P/S | W/L/T | SCORE |
|--------------|-------------|-----|-------|--------|
| 09/12 | at Bills | S | W | 23-16 |
| 09/19 | Raiders | S | L | 17-26 |
| 09/26 | Bengals | S | L | 10-24 |
| 10/03 | at Packers | S | L | 17-27 |
| 10/10 | Broncos | S | W | 27-19 |
| 10/17 | Seahawks | S | W | 23-20+ |
| 10/31 | at Browns | S | W | 15-10 |
| 11/08 | Bears | S | W | 29-27 |
| 11/14 | Lions | S | T | 16-16 |
| 11/21 | at Chargers | S | L | 37-41 |
| 11/28 | at Bengals | S | L | 10-41 |
| 12/05 | Ravens | S | W | 20-19 |
| 12/09 | at Vikings | S | L | 28-36 |
| 12/19 | Titans | S | W | 19-13 |
| 2021 TOTALS | 14-14 | | 7-6-1 | |
| + - Overtime | | | | |

2017 GAME-BY-GAME POSTSEASON STATISTICS (PANTHERS)


| DATE | OPPONENT | P/S | W/L | SCORE |
|-------------|-----------|-----|-----|-------|
| 01/07 | at Saints | S | L | 26-31 |
| 2017 TOTALS | 1-1 | | 0-1 | |

2015 GAME-BY-GAME POSTSEASON STATISTICS (PANTHERS)

| DATE | OPPONENT | P/S | W/L | SCORE |
|-------------|------------|-----|-----|-------|
| 01/17 | Seahawks | S | W | 31-24 |
| 01/24 | Cardinals | S | W | 49-15 |
| 02/07 | at Broncos | S | L | 10-24 |
| 2015 TOTALS | 3-3 | | 2-1 | |

2014 GAME-BY-GAME POSTSEASON STATISTICS (PANTHERS)

| DATE | OPPONENT | P/S | W/L | SCORE |
|-------------|-------------|-----|-----|-------|
| 01/03 | Cardinals | S | W | 27-16 |
| 01/10 | at Seahawks | S | L | 17-31 |
| 2014 TOTALS | 2-2 | | 1-1 | |



48

DERREK TUSZKA

(TUS-suh)

OUTSIDE LINEBACKER

HEIGHT: 6-5

BIRTHPLACE Warner, S.D.

WEIGHT: 246

HOW ACQUIRED: D7b '20

COLLEGE: North Dakota State

NFL EXPERIENCE: 2nd year

BORN: Jul. 11, 1996 (25)

REGULAR SEASON COMPARISON: DEFENSIVE - TENNESSEE TITANS

| DATE | OPP | W/L | GP/GS | TACKLES | | | | ASST | SACK | YDS. | INT | TFL | PD | QBH | TD | MISC | | |
|----------|-------------|-----|-------|---------|------|-----|-----|------|------|------|-----|-----|----|-----|----|------|----|----|
| | | | | TOT | SOLO | TFL | YDS | | | | | | | | | FF | FR | FR |
| 12/19/21 | PIT vs. TEN | W | P | 3 | 1 | | | 2 | 1.0 | 8.0 | 0 | 0 | 0 | 0 | 0 | | 1 | 0 |
| TOTALS | | 1/0 | 1/0 | 3 | 1 | | | 2 | 1.0 | 8.0 | 0 | 0 | 0 | 0 | 0 | | 1 | 0 |

DERREK TUSZKA'S NFL REGULAR SEASON DEFENSIVE STATISTICS


| TACKLES | | | | | | | | | | INTERCEPTIONS | | | | O. FUMB | | | | ST | | | MISC | | | | | | |
|------------|----------|----|----|----|---|---|-----|-----|-----|---------------|-----|----|-----|---------|----|----|----|----|----|-----|------|---|---|----|----|---|---|
| DATE | TEAM | GP | GS | TK | S | A | TFL | YDS | SK | YDS | QBH | NO | YDS | LG | TD | PD | FF | FR | TD | YDS | TK | S | A | FF | FR | S | A |
| 2020 | Broncos | 9 | 0 | 2 | 1 | 1 | 1 | 15 | 0.0 | 0.0 | 0 | 0 | 0 | 0 | 0 | 0 | 0 | 0 | 0 | 0 | 4 | 3 | 1 | 0 | 0 | 0 | 0 |
| 2021 | Steelers | 12 | 0 | 13 | 5 | 8 | 0 | 0 | 1.0 | 8.0 | 1 | 0 | 0 | 0 | 0 | 0 | 1 | 0 | 0 | 0 | 1 | 1 | 0 | 0 | 0 | 0 | 0 |
| NFL TOTALS | | 21 | 0 | 15 | 6 | 9 | 1 | 15 | 1.0 | 8.0 | 1 | 0 | 0 | 0 | 0 | 0 | 1 | 0 | 0 | 0 | 5 | 4 | 1 | 0 | 0 | 0 | 0 |

SINGLE-GAME HIGHS: DEFENSIVE

| | | | |
|----------------|--|-----------------------|---|
| Total Tackles | 3 vs. Tennessee Titans, Dec 19, 2021 | Tackles For Loss | 1 at New England Patriots, Oct 18, 2020 |
| | 2 at Minnesota Vikings, Dec 09, 2021 | Special Teams Tackles | 1 vs. Buffalo Bills, Dec 19, 2020 |
| | ...3 more at 2. | | 1 at Carolina Panthers, Dec 13, 2020 |
| Sacks | 1.0 vs. Tennessee Titans, Dec 19, 2021 | | ...2 more at 1. |
| Forced Fumbles | 1 vs. Tennessee Titans, Dec 19, 2021 | | |

2021 GAME-BY-GAME REGULAR-SEASON STATISTICS (STEELERS)

| DATE | OPPONENT | P/S | TACKLES | | | | | | | INTERCEPTIONS | | | | O. FUMB | | | | ST | | | | MISC | | W/L | SCORE | | | | | | | |
|--------------|-------------|------|---------|---|---|-----|-----|-----|-----|---------------|----------------|-----|----|---------|----|----|----|----|-----|----|---|------|----|-----|-------|--------|---|---|--|--|---|-------|
| | | | TK | S | A | SK | YDS | TFL | YDS | QBH | NO | YDS | LG | TD | PD | FF | FR | TD | YDS | TK | S | A | FF | | | FR | S | A | | | | |
| 09/12 | at Bills | | | | | | | | | | PRACTICE SQUAD | | | | | | | | | | | | | | | | | | | | W | 23-16 |
| 09/19 | Raiders | | | | | | | | | | PRACTICE SQUAD | | | | | | | | | | | | | | | | | | | | L | 17-26 |
| 09/26 | Bengals | | | | | | | | | | PRACTICE SQUAD | | | | | | | | | | | | | | | | | | | | L | 10-24 |
| 10/03 | at Packers | P | 0 | 0 | 0 | 0.0 | 0.0 | 0 | 0 | 0 | 0 | 0 | 0 | 0 | 0 | 0 | 0 | 0 | 0 | 0 | 0 | 0 | 0 | 0 | L | 17-27 | | | | | | |
| 10/10 | Broncos | P | 0 | 0 | 0 | 0.0 | 0.0 | 0 | 0 | 0 | 0 | 0 | 0 | 0 | 0 | 0 | 0 | 0 | 1 | 1 | 0 | 0 | 0 | 0 | W | 27-19 | | | | | | |
| 10/17 | Seahawks | P | 0 | 0 | 0 | 0.0 | 0.0 | 0 | 0 | 0 | 0 | 0 | 0 | 0 | 0 | 0 | 0 | 0 | 0 | 0 | 0 | 0 | 0 | 0 | W | 23-20+ | | | | | | |
| 10/31 | at Browns | P | 1 | 1 | 0 | 0.0 | 0.0 | 0 | 0 | 0 | 0 | 0 | 0 | 0 | 0 | 0 | 0 | 0 | 0 | 0 | 0 | 0 | 0 | 0 | W | 15-10 | | | | | | |
| 11/08 | Bears | P | 0 | 0 | 0 | 0.0 | 0.0 | 0 | 0 | 0 | 0 | 0 | 0 | 0 | 0 | 0 | 0 | 0 | 0 | 0 | 0 | 0 | 0 | 0 | W | 29-27 | | | | | | |
| 11/14 | Lions | P | 0 | 0 | 0 | 0.0 | 0.0 | 0 | 0 | 0 | 0 | 0 | 0 | 0 | 0 | 0 | 0 | 0 | 0 | 0 | 0 | 0 | 0 | 0 | T | 16-16 | | | | | | |
| 11/21 | at Chargers | P | 1 | 1 | 0 | 0.0 | 0.0 | 0 | 0 | 0 | 0 | 0 | 0 | 0 | 0 | 0 | 0 | 0 | 0 | 0 | 0 | 0 | 0 | 0 | L | 37-41 | | | | | | |
| 11/28 | at Bengals | P | 2 | 0 | 2 | 0.0 | 0.0 | 0 | 0 | 1 | 0 | 0 | 0 | 0 | 0 | 0 | 0 | 0 | 0 | 0 | 0 | 0 | 0 | 0 | L | 10-41 | | | | | | |
| 12/05 | Ravens | P | 2 | 1 | 1 | 0.0 | 0.0 | 0 | 0 | 0 | 0 | 0 | 0 | 0 | 0 | 0 | 0 | 0 | 0 | 0 | 0 | 0 | 0 | 0 | W | 20-19 | | | | | | |
| 12/09 | at Vikings | P | 2 | 0 | 2 | 0.0 | 0.0 | 0 | 0 | 0 | 0 | 0 | 0 | 0 | 0 | 0 | 0 | 0 | 0 | 0 | 0 | 0 | 0 | 0 | L | 28-36 | | | | | | |
| 12/19 | Titans | P | 3 | 1 | 2 | 1.0 | 8.0 | 0 | 0 | 0 | 0 | 0 | 0 | 0 | 1 | 0 | 0 | 0 | 0 | 0 | 0 | 0 | 0 | 0 | W | 19-13 | | | | | | |
| 2021 TOTALS | | 11-0 | 11 | 4 | 7 | 1.0 | 8.0 | 0 | 0 | 1 | 0 | 0 | 0 | 0 | 1 | 0 | 0 | 0 | 1 | 1 | 0 | 0 | 0 | 0 | 0 | 7-6-1 | | | | | | |
| + - Overtime | | | | | | | | | | | | | | | | | | | | | | | | | | | | | | | | |



13

JAMES WASHINGTON

WIDE RECEIVER

HEIGHT: 5-11

BIRTHPLACE: Stamford, TX

WEIGHT: 213

HOW ACQUIRED: D2 '18

COLLEGE: Oklahoma State

NFL EXPERIENCE: 4th year

BORN: Apr. 2, 1996 (25)

REGULAR SEASON COMPARISON: RECEIVING - TENNESSEE TITANS

| DATE | OPP | W/L | GP/GS | REC | YDS. | AVG. | TD | LG | TGTS | YAC |
|----------|-------------|-----|-------|-----|------|------|----|----|------|-----|
| 10/25/20 | PIT @ TEN | W | P | 0 | 0 | 0 | 0 | 0 | 1 | 0 |
| 12/19/21 | PIT vs. TEN | W | P | 3 | 36 | 12.0 | 0 | 19 | 5 | 5 |
| TOTALS | | 2/0 | 2/0 | 3 | 36 | 12.0 | 0 | 19 | 6 | 5 |

JAMES WASHINGTON'S NFL REGULAR SEASON RUSHING/RECEIVING STATISTICS

| DATE | TEAM | GP | GS | RECEIVING | | | | RUSHING | | | |
|------------|----------|----|----|-----------|-------|------|-----|---------|-----|------|------|
| | | | | NO. | YDS. | AVG. | LG | TD | NO. | YDS. | AVG. |
| 2018 | Steelers | 14 | 6 | 16 | 217 | 13.6 | 47 | 1 | 0 | 0 | 0.0 |
| 2019 | Steelers | 15 | 10 | 44 | 735 | 16.7 | 79t | 3 | 0 | 0 | 0.0 |
| 2020 | Steelers | 16 | 7 | 30 | 392 | 13.1 | 50t | 5 | 0 | 0 | 0.0 |
| 2021 | Steelers | 13 | 2 | 24 | 285 | 11.9 | 42 | 2 | 2 | 13 | 6.5 |
| NFL TOTALS | | 58 | 25 | 114 | 1,629 | 14.3 | 79T | 11 | 2 | 13 | 6.5 |

JAMES WASHINGTON'S NFL POSTSEASON RUSHING/RECEIVING STATISTICS

| DATE | TEAM | GP | GS | RECEIVING | | | | RUSHING | | | |
|------------|----------|----|----|-----------|------|------|----|---------|-----|------|------|
| | | | | NO. | YDS. | AVG. | LG | TD | NO. | YDS. | AVG. |
| 2020 | Steelers | 1 | 0 | 5 | 72 | 14.4 | 27 | 0 | 0 | 0 | 0.0 |
| NFL TOTALS | | 1 | 0 | 5 | 72 | 14.4 | 27 | 0 | 0 | 0 | 0.0 |

JAMES WASHINGTON'S NFL REGULAR SEASON RETURN STATISTICS

| DATE | TEAM | RET. | KICKOFF RETURNS | | | | PUNT RETURNS | | | |
|------------|----------|------|-----------------|------|----|----|--------------|----|------|------|
| | | | YDS. | AVG. | LG | TD | NO. | FC | YDS. | AVG. |
| 2018 | Steelers | 0 | 0 | 0.0 | 0 | 0 | 0 | 0 | 0 | 0.0 |
| 2019 | Steelers | 0 | 0 | 0.0 | 0 | 0 | 0 | 0 | 0 | 0.0 |
| 2020 | Steelers | 0 | 0 | 0.0 | 0 | 0 | 0 | 0 | 0 | 0.0 |
| 2021 | Steelers | 0 | 0 | 0.0 | 0 | 0 | 0 | 0 | 0 | 0.0 |
| NFL TOTALS | | 0 | 0 | 0.0 | 0 | 0 | 0 | 0 | 0 | 0.0 |

JAMES WASHINGTON'S NFL POSTSEASON RETURN STATISTICS

| DATE | TEAM | RET. | KICKOFF RETURNS | | | | PUNT RETURNS | | | |
|------------|----------|------|-----------------|------|----|----|--------------|----|------|------|
| | | | YDS. | AVG. | LG | TD | NO. | FC | YDS. | AVG. |
| 2020 | Steelers | 0 | 0 | 0.0 | 0 | 0 | 0 | 0 | 0 | 0.0 |
| NFL TOTALS | | 0 | 0 | 0.0 | 0 | 0 | 0 | 0 | 0 | 0.0 |

SINGLE-GAME HIGHS: RUSHING/RECEIVING

Rush Attempts

Rushing Yards

Longest Runs

Receptions

Receiving Yards

Longest Receptions

2 vs. Chicago Bears, Nov 08, 2021

13 vs. Chicago Bears, Nov 08, 2021

12 vs. Chicago Bears, Nov 08, 2021

1 vs. Chicago Bears, Nov 08, 2021

6 vs. Los Angeles Rams, Nov 10, 2019

5 vs. Houston Texans, Sep 27, 2020

...2 more at 5.

111 vs. Cleveland Browns, Dec 01, 2019

98 at Cincinnati Bengals, Nov 24, 2019

79t at Cincinnati Bengals, Nov 24, 2019

50t vs. Washington Football Team, Dec 07, 2020

Receiving TDs

All-Purpose Yards

Special Teams Tackles

Miscellaneous Tackles

Most TDs

Receiving Average

1 at Minnesota Vikings, Dec 09, 2021

1 vs. Detroit Lions, Nov 14, 2021

...9 more at 1.

111 vs. Cleveland Browns, Dec 01, 2019

98 at Cincinnati Bengals, Nov 24, 2019

1 at Baltimore Ravens, Nov 04, 2018

1 at Buffalo Bills, Dec 13, 2020

1 vs. Buffalo Bills, Dec 15, 2019

...1 more at 1.

1 at Minnesota Vikings, Dec 09, 2021

1 vs. Detroit Lions, Nov 14, 2021

...9 more at 1.

32.7 at Cincinnati Bengals, Nov 24, 2019

27.8 vs. Cleveland Browns, Dec 01, 2019

2021 PITTSBURGH STEELERS

132

UPDATED PLAYER BIOS

SINGLE-GAME HIGHS - POSTSEASON: RECEIVING

| | | | |
|-----------------|---------------------------------------|--------------------|---------------------------------------|
| Receptions | 5 vs. Cleveland Browns, Jan 10, 2021 | Longest Receptions | 27 vs. Cleveland Browns, Jan 10, 2021 |
| Receiving Yards | 72 vs. Cleveland Browns, Jan 10, 2021 | | 17 vs. Cleveland Browns, Jan 10, 2021 |
| | | | 14 vs. Cleveland Browns, Jan 10, 2021 |
| | | | 10 vs. Cleveland Browns, Jan 10, 2021 |
| | | | 4 vs. Cleveland Browns, Jan 10, 2021 |
| | | All-Purpose Yards | 72 vs. Cleveland Browns, Jan 10, 2021 |

100-YARD RECEIVING GAMES (1): REGULAR SEASON


| DATE | TEAM | NO. | YDS. | AVG. | LG | TD |
|----------|--------|-----|------|------|----|----|
| 12/01/19 | BROWNS | 4 | 111 | 27.8 | 44 | 1 |

2021 GAME-BY-GAME REGULAR-SEASON STATISTICS (STEELERS)

| | | RECEIVING | | | | | RUSHING | | | | | | | |
|-------------|-------------|-----------|-----|------|------|-----|---------|------------------|------|------|----|----|-------|--------|
| DATE | OPPONENT | P/S | NO. | YDS. | AVG. | LG | TD | NO. | YDS. | AVG. | LG | TD | W/L/T | SCORE |
| 09/12 | at Bills | P | 2 | 10 | 5.0 | 9 | 0 | 0 | 0 | 0.0 | 0 | 0 | W | 23-16 |
| 09/19 | Raiders | P | 0 | 0 | 0.0 | 0 | 0 | 0 | 0 | 0.0 | 0 | 0 | L | 17-26 |
| 09/26 | Bengals | S | 3 | 20 | 6.7 | 8 | 0 | 0 | 0 | 0.0 | 0 | 0 | L | 10-24 |
| 10/03 | at Packers | P | 4 | 69 | 17.3 | 30 | 0 | 0 | 0 | 0.0 | 0 | 0 | L | 17-27 |
| 10/10 | Broncos | | | | | | | ON INACTIVE LIST | | | | | W | 27-19 |
| 10/17 | Seahawks | P | 1 | 9 | 9.0 | 9 | 0 | 0 | 0 | 0.0 | 0 | 0 | W | 23-20+ |
| 10/31 | at Browns | P | 1 | 4 | 4.0 | 4 | 0 | 0 | 0 | 0.0 | 0 | 0 | W | 15-10 |
| 11/08 | Bears | P | 1 | 42 | 42.0 | 42 | 0 | 2 | 13 | 6.5 | 12 | 0 | W | 29-27 |
| 11/14 | Lions | S | 2 | 15 | 7.5 | 9t | 1 | 0 | 0 | 0.0 | 0 | 0 | T | 16-16 |
| 11/21 | at Chargers | P | 2 | 12 | 6.0 | 7 | 0 | 0 | 0 | 0.0 | 0 | 0 | L | 37-41 |
| 11/28 | at Bengals | P | 1 | 3 | 3.0 | 3 | 0 | 0 | 0 | 0.0 | 0 | 0 | L | 10-41 |
| 12/05 | Ravens | P | 0 | 0 | 0.0 | 0 | 0 | 0 | 0 | 0.0 | 0 | 0 | W | 20-19 |
| 12/09 | at Vikings | P | 4 | 65 | 16.3 | 30t | 1 | 0 | 0 | 0.0 | 0 | 0 | L | 28-36 |
| 12/19 | Titans | P | 3 | 36 | 12.0 | 19 | 0 | 0 | 0 | 0.0 | 0 | 0 | W | 19-13 |
| 2021 TOTALS | | 13-2 | 24 | 285 | 11.9 | 42 | 2 | 2 | 13 | 6.5 | 12 | 0 | 7-6-1 | |
| +- Overtime | | | | | | | | | | | | | | |

2020 GAME-BY-GAME POSTSEASON STATISTICS (STEELERS)

| | | RECEIVING | | | | | RUSHING | | | | | | | |
|-------------|----------|-----------|-----|------|------|----|---------|-----|------|------|----|----|-----|-------|
| DATE | OPPONENT | P/S | NO. | YDS. | AVG. | LG | TD | NO. | YDS. | AVG. | LG | TD | W/L | SCORE |
| 01/10 | Browns | P | 5 | 72 | 14.4 | 27 | 0 | 0 | 0 | 0.0 | 0 | 0 | L | 37-48 |
| 2020 TOTALS | | 1-0 | 5 | 72 | 14.4 | 27 | 0 | 0 | 0 | 0.0 | 0 | 0 | 0-1 | |



44

DEREK WATT

FULLBACK

HEIGHT: 6-2
WEIGHT: 234
COLLEGE: Wisconsin
BORN: Nov. 7, 1992 (29)

BIRTHPLACE: Pewaukee, WI
HOW ACQUIRED: UFA '20
NFL EXPERIENCE: 6th year

| DEREK WATT'S NFL REGULAR SEASON RUSHING/RECEIVING STATISTICS | | | | | | | | | | | | | |
|--|----------|----|----|---------|------|------|----|----|-----------|------|------|----|----|
| DATE | TEAM | GP | GS | RUSHING | | | | | RECEIVING | | | | |
| | | | | NO. | YDS. | AVG. | LG | TD | NO. | YDS. | AVG. | LG | TD |
| 2016 | Chargers | 16 | 2 | 2 | 4 | 2.0 | 2 | 0 | 4 | 83 | 20.8 | 53 | 0 |
| 2017 | Chargers | 16 | 4 | 6 | 24 | 4.0 | 17 | 0 | 2 | 35 | 17.5 | 23 | 0 |
| 2018 | Chargers | 16 | 5 | 4 | 11 | 2.8 | 8 | 0 | 1 | 2 | 2.0 | 2 | 0 |
| 2019 | Chargers | 16 | 2 | 7 | 10 | 1.4 | 3 | 1 | 3 | 32 | 10.7 | 21 | 0 |
| 2020 | Steelers | 12 | 0 | 0 | 0 | 0.0 | 0 | 0 | 0 | 0 | 0.0 | 0 | 0 |
| 2021 | Steelers | 14 | 3 | 0 | 0 | 0.0 | 0 | 0 | 3 | 15 | 5.0 | 9 | 0 |
| NFL TOTALS | | 90 | 16 | 19 | 49 | 2.6 | 17 | 1 | 13 | 167 | 12.8 | 53 | 0 |

| DEREK WATT'S NFL POSTSEASON RUSHING/RECEIVING STATISTICS | | | | | | | | | | | | | |
|--|----------|----|----|---------|------|------|----|----|-----------|------|------|----|----|
| DATE | TEAM | GP | GS | RUSHING | | | | | RECEIVING | | | | |
| | | | | NO. | YDS. | AVG. | LG | TD | NO. | YDS. | AVG. | LG | TD |
| 2018 | Chargers | 2 | 0 | 0 | 0 | 0.0 | 0 | 0 | 1 | 1 | 1.0 | 1 | 0 |
| 2020 | Steelers | 1 | 0 | 2 | 2 | 1.0 | 2 | 0 | 0 | 0 | 0.0 | 0 | 0 |
| NFL TOTALS | | 3 | 0 | 2 | 2 | 1.0 | 2 | 0 | 1 | 1 | 1.0 | 1 | 0 |

| DEREK WATT'S NFL REGULAR SEASON RETURN STATISTICS | | | | | | | | | | | | |
|---|----------|------|------|------|----|----|--------------|----|------|------|----|----|
| KICKOFF RETURNS | | | | | | | PUNT RETURNS | | | | | |
| DATE | TEAM | RET. | YDS. | AVG. | LG | TD | NO. | FC | YDS. | AVG. | LG | TD |
| 2016 | Chargers | 0 | 0 | 0.0 | 0 | 0 | 0 | 0 | 0 | 0.0 | 0 | 0 |
| 2017 | Chargers | 0 | 0 | 0.0 | 0 | 0 | 0 | 0 | 0 | 0.0 | 0 | 0 |
| 2018 | Chargers | 0 | 0 | 0.0 | 0 | 0 | 0 | 0 | 0 | 0.0 | 0 | 0 |
| 2019 | Chargers | 0 | 0 | 0.0 | 0 | 0 | 0 | 0 | 0 | 0.0 | 0 | 0 |
| 2020 | Steelers | 0 | 0 | 0.0 | 0 | 0 | 0 | 0 | 0 | 0.0 | 0 | 0 |
| 2021 | Steelers | 0 | 0 | 0.0 | 0 | 0 | 0 | 0 | 0 | 0.0 | 0 | 0 |
| NFL TOTALS | | 0 | 0 | 0.0 | 0 | 0 | 0 | 0 | 0 | 0.0 | 0 | 0 |

| DEREK WATT'S NFL POSTSEASON RETURN STATISTICS | | | | | | | | | | | | |
|---|----------|------|------|------|----|----|--------------|----|------|------|----|----|
| KICKOFF RETURNS | | | | | | | PUNT RETURNS | | | | | |
| DATE | TEAM | RET. | YDS. | AVG. | LG | TD | NO. | FC | YDS. | AVG. | LG | TD |
| 2018 | Chargers | 0 | 0 | 0.0 | 0 | 0 | 0 | 0 | 0 | 0.0 | 0 | 0 |
| 2020 | Steelers | 0 | 0 | 0.0 | 0 | 0 | 0 | 0 | 0 | 0.0 | 0 | 0 |
| NFL TOTALS | | 0 | 0 | 0.0 | 0 | 0 | 0 | 0 | 0 | 0.0 | 0 | 0 |

SINGLE-GAME HIGHS: RUSHING/RECEIVING

| | | | | |
|---------------|---|-----------------------|--------------------------------------|---|
| Rush Attempts | 2 at Jacksonville Jaguars, Dec 08, 2019 | Longest Receptions | 53 at Denver Broncos, Oct 30, 2016 | |
| | 2 vs. Indianapolis Colts, Sep 08, 2019 | | 23 at New York Jets, Dec 24, 2017 | |
| | ...2 more at 2. | | 53 at Denver Broncos, Oct 30, 2016 | |
| Rushing Yards | 17 vs. Buffalo Bills, Nov 19, 2017 | All-Purpose Yards | 26 at New York Jets, Dec 24, 2017 | |
| | 8 at Denver Broncos, Dec 30, 2018 | | 5 at Oakland Raiders, Nov 07, 2019 | |
| | 17 vs. Buffalo Bills, Nov 19, 2017 | | 2 vs. Seattle Seahawks, Oct 17, 2021 | |
| Longest Runs | 8 at Denver Broncos, Dec 30, 2018 | Special Teams Tackles | ...4 more at 2. | |
| | 1 at Jacksonville Jaguars, Dec 08, 2019 | | Miscellaneous Tackles | 1 at Oakland Raiders, Oct 09, 2016 |
| | 1 vs. Denver Broncos, Oct 06, 2019 | | Most TDs | 1 at Jacksonville Jaguars, Dec 08, 2019 |
| Rushing TDs | 1 at Miami Dolphins, Sep 29, 2019 | Receiving Yards | 53 at Denver Broncos, Oct 30, 2016 | |
| | ...8 more at 1. | | 23 at New York Jets, Dec 24, 2017 | |
| | 53 at Denver Broncos, Oct 30, 2016 | | | |
| Receptions | 23 at New York Jets, Dec 24, 2017 | | | |

SINGLE-GAME HIGHS - POSTSEASON: RUSHING/RECEIVING

| | | | |
|---------------|--------------------------------------|-----------------------|--------------------------------------|
| Rush Attempts | 2 vs. Cleveland Browns, Jan 10, 2021 | Receiving Yards | 1 at Baltimore Ravens, Jan 06, 2019 |
| Rushing Yards | 2 vs. Cleveland Browns, Jan 10, 2021 | Longest Receptions | 1 at Baltimore Ravens, Jan 06, 2019 |
| Longest Runs | 2 vs. Cleveland Browns, Jan 10, 2021 | All-Purpose Yards | 2 vs. Cleveland Browns, Jan 10, 2021 |
| Receptions | 1 at Baltimore Ravens, Jan 06, 2019 | | 1 at Baltimore Ravens, Jan 06, 2019 |
| | | Special Teams Tackles | 1 vs. Cleveland Browns, Jan 10, 2021 |

2021 GAME-BY-GAME REGULAR-SEASON STATISTICS (STEELERS)

| DATE | OPPONENT | P/S | RUSHING | | | | | RECEIVING | | | | | W/L/T | SCORE |
|-------------|-------------|------|---------|------|------|----|----|-----------|------|------|----|----|-------|--------|
| | | | NO. | YDS. | AVG. | LG | TD | NO. | YDS. | AVG. | LG | TD | | |
| 09/12 | at Bills | P | 0 | 0 | 0.0 | 0 | 0 | 0 | 0 | 0.0 | 0 | 0 | W | 23-16 |
| 09/19 | Raiders | P | 0 | 0 | 0.0 | 0 | 0 | 0 | 0 | 0.0 | 0 | 0 | L | 17-26 |
| 09/26 | Bengals | P | 0 | 0 | 0.0 | 0 | 0 | 1 | 3 | 3.0 | 3 | 0 | L | 10-24 |
| 10/03 | at Packers | P | 0 | 0 | 0.0 | 0 | 0 | 0 | 0 | 0.0 | 0 | 0 | L | 17-27 |
| 10/10 | Broncos | P | 0 | 0 | 0.0 | 0 | 0 | 0 | 0 | 0.0 | 0 | 0 | W | 27-19 |
| 10/17 | Seahawks | S | 0 | 0 | 0.0 | 0 | 0 | 0 | 0 | 0.0 | 0 | 0 | W | 23-20+ |
| 10/31 | at Browns | P | 0 | 0 | 0.0 | 0 | 0 | 0 | 0 | 0.0 | 0 | 0 | W | 15-10 |
| 11/08 | Bears | S | 0 | 0 | 0.0 | 0 | 0 | 1 | 3 | 3.0 | 3 | 0 | W | 29-27 |
| 11/14 | Lions | P | 0 | 0 | 0.0 | 0 | 0 | 1 | 9 | 9.0 | 9 | 0 | T | 16-16 |
| 11/21 | at Chargers | P | 0 | 0 | 0.0 | 0 | 0 | 0 | 0 | 0.0 | 0 | 0 | L | 37-41 |
| 11/28 | at Bengals | P | 0 | 0 | 0.0 | 0 | 0 | 0 | 0 | 0.0 | 0 | 0 | L | 10-41 |
| 12/05 | Ravens | S | 0 | 0 | 0.0 | 0 | 0 | 0 | 0 | 0.0 | 0 | 0 | W | 20-19 |
| 12/09 | at Vikings | P | 0 | 0 | 0.0 | 0 | 0 | 0 | 0 | 0.0 | 0 | 0 | L | 28-36 |
| 12/19 | Titans | P | 0 | 0 | 0.0 | 0 | 0 | 0 | 0 | 0.0 | 0 | 0 | W | 19-13 |
| 2021 TOTALS | | 14-3 | 0 | 0 | 0.0 | 0 | 0 | 3 | 15 | 5.0 | 9 | 0 | 7-6-1 | |


+ - Overtime

2020 GAME-BY-GAME POSTSEASON STATISTICS (STEELERS)

| DATE | OPPONENT | P/S | RUSHING | | | | | RECEIVING | | | | | W/L | SCORE |
|-------------|----------|-----|---------|------|------|----|----|-----------|------|------|----|----|-----|-------|
| | | | NO. | YDS. | AVG. | LG | TD | NO. | YDS. | AVG. | LG | TD | | |
| 01/10 | Browns | P | 2 | 2 | 1.0 | 2 | 0 | 0 | 0 | 0.0 | 0 | 0 | L | 37-48 |
| 2020 TOTALS | | 1-0 | 2 | 2 | 1.0 | 2 | 0 | 0 | 0 | 0.0 | 0 | 0 | 0-1 | |

2018 GAME-BY-GAME POSTSEASON STATISTICS (CHARGERS)

| DATE | OPPONENT | P/S | RUSHING | | | | | RECEIVING | | | | | W/L | SCORE |
|-------------|-------------|-----|---------|------|------|----|----|-----------|------|------|----|----|-----|-------|
| | | | NO. | YDS. | AVG. | LG | TD | NO. | YDS. | AVG. | LG | TD | | |
| 01/06 | at Ravens | P | 0 | 0 | 0.0 | 0 | 0 | 1 | 1 | 1.0 | 1 | 0 | W | 23-17 |
| 01/13 | at Patriots | P | 0 | 0 | 0.0 | 0 | 0 | 0 | 0 | 0.0 | 0 | 0 | L | 28-41 |
| 2018 TOTALS | | 2-0 | 0 | 0 | 0.0 | 0 | 0 | 1 | 1 | 1.0 | 1 | 0 | 1-1 | |



90

T.J. WATT

LINEBACKER

HEIGHT: 6-4

WEIGHT: 252

COLLEGE: Wisconsin

BORN: Oct. 11, 1994 (27)

BIRTHPLACE Pewaukee, WI

HOW ACQUIRED: D1 '17

NFL EXPERIENCE: 5th year

AP PRO BOWL

AP PRO BOWL

AP PRO BOWL

AP PRO BOWL

AP PRO BOWL

AP PRO BOWL

REGULAR SEASON COMPARISON: DEFENSIVE - TENNESSEE TITANS

| DATE | OPP | W/L | GP/GS | TACKLES | | | SACK | YDS. | INT | TFL | PD | QBH | TD | MISC | | FR |
|----------|-------------|-----|-------|---------|------|------|------|------|-----|-----|----|-----|----|------|---|----|
| | | | | TOT | SOLO | ASST | | | | | | | | FF | | |
| 11/16/17 | PIT vs. TEN | W | S | 1 | 0 | 1 | 0.0 | 0.0 | 0 | 0 | 1 | 0 | 0 | 0 | 0 | 0 |
| 10/25/20 | PIT @ TEN | W | S | 5 | 4 | 1 | 1.0 | 7.0 | 0 | 3 | 1 | 2 | 0 | 0 | 0 | 0 |
| 12/19/21 | PIT vs. TEN | W | S | 5 | 4 | 1 | 1.5 | 15.0 | 0 | 1 | 0 | 3 | 0 | 0 | 0 | 1 |
| TOTALS | | 3/0 | 3/3 | 11 | 8 | 3 | 2.5 | 22.0 | 0 | 4 | 2 | 5 | 0 | 0 | 0 | 1 |

T.J. WATT'S NFL REGULAR SEASON DEFENSIVE STATISTICS

| DATE | TEAM | GP | GS | TACKLES | | | | | | | | INTERCEPTIONS | | | | O. FUMB | | | | ST | | | | MISC | | |
|------------|----------|----|----|---------|-----|----|-----|-----|------|-------|-----|---------------|-----|----|----|---------|----|----|----|-----|----|---|---|------|----|---|
| | | | | TK | S | A | TFL | YDS | SK | YDS | QBH | NO | YDS | LG | TD | PD | FF | FR | TD | YDS | TK | S | A | FF | FR | S |
| 2017 | Steelers | 15 | 15 | 52 | 39 | 13 | 10 | 42 | 7.0 | 36.0 | 13 | 1 | 17 | 17 | 0 | 7 | 1 | 0 | 0 | 2 | 1 | 1 | 0 | 0 | 0 | 0 |
| 2018 | Steelers | 16 | 16 | 68 | 50 | 18 | 12 | 63 | 13.0 | 87.0 | 21 | 0 | 0 | 0 | 0 | 3 | 6 | 0 | 0 | 0 | 0 | 0 | 0 | 0 | 0 | |
| 2019 | Steelers | 16 | 16 | 55 | 35 | 20 | 14 | 56 | 14.5 | 104.0 | 36 | 2 | 7 | 7 | 0 | 8 | 8 | 4 | 0 | 0 | 0 | 0 | 0 | 0 | 0 | |
| 2020 | Steelers | 15 | 15 | 53 | 43 | 10 | 23 | 119 | 15.0 | 112.5 | 41 | 1 | 0 | 0 | 0 | 7 | 2 | 0 | 0 | 0 | 0 | 0 | 0 | 0 | 0 | |
| 2021 | Steelers | 12 | 12 | 53 | 39 | 14 | 17 | 72 | 17.5 | 83.5 | 30 | 0 | 0 | 0 | 0 | 4 | 4 | 3 | 0 | 0 | 0 | 0 | 0 | 0 | 0 | |
| NFL TOTALS | | 74 | 74 | 281 | 206 | 75 | 76 | 352 | 67.0 | 423.0 | 141 | 4 | 24 | 17 | 0 | 29 | 21 | 7 | 0 | 0 | 2 | 1 | 1 | 0 | 0 | 0 |

T.J. WATT'S NFL POSTSEASON DEFENSIVE STATISTICS

| DATE | TEAM | GP | GS | TACKLES | | | | | | | | INTERCEPTIONS | | | | | O. FUMB | | | ST | | MISC | | | | |
|------------|----------|----|----|---------|---|---|-----|-----|-----|-----|-----|---------------|-----|----|----|----|---------|----|----|-----|----|------|---|----|----|---|
| | | | | TK | S | A | TFL | YDS | SK | YDS | QBH | NO | YDS | LG | TD | PD | FF | FR | TD | YDS | TK | S | A | FF | FR | S |
| 2017 | Steelers | 1 | 1 | 2 | 1 | 1 | 0 | 0 | 0.0 | 0.0 | 2 | 0 | 0 | 0 | 0 | 1 | 0 | 0 | 0 | 0 | 0 | 0 | 0 | 0 | 0 | 0 |
| 2020 | Steelers | 1 | 1 | 3 | 2 | 1 | 1 | 1 | 0.0 | 0.0 | 0 | 0 | 0 | 0 | 1 | 0 | 0 | 0 | 0 | 0 | 0 | 0 | 0 | 0 | 0 | 0 |
| NFL TOTALS | | 2 | 2 | 5 | 3 | 2 | 1 | 1 | 0.0 | 0.0 | 2 | 0 | 0 | 0 | 0 | 2 | 0 | 0 | 0 | 0 | 0 | 0 | 0 | 0 | 0 | 0 |

SINGLE-GAME HIGHS: DEFENSIVE

| | | | |
|-------------------|--|---------------------------|--|
| Total Tackles | 10 at Cleveland Browns, Sep 09, 2018 8 vs. Atlanta Falcons, Oct 07, 2018 ...1 more at 8. | Tackles For Loss | 4 at Cleveland Browns, Sep 09, 2018 3 vs. Baltimore Ravens, Dec 05, 2021 ...8 more at 3. |
| Sacks | 3.5 vs. Baltimore Ravens, Dec 05, 2021 3.0 vs. Chicago Bears, Nov 08, 2021 ...2 more at 3.0. | Interceptions | 1 at New York Giants, Sep 14, 2020 1 at Arizona Cardinals, Dec 08, 2019 ...2 more at 1. |
| Passes Defensed | 3 vs. Seattle Seahawks, Oct 17, 2021 3 at Dallas Cowboys, Nov 08, 2020 | Interception Return Yards | 17 at Cleveland Browns, Sep 10, 2017 7 at San Francisco 49ers, Sep 22, 2019 |
| Forced Fumbles | 2 vs. Miami Dolphins, Oct 28, 2019 2 vs. Cincinnati Bengals, Dec 30, 2018 ...1 more at 2. | Special Teams Tackles | 1 vs. Tennessee Titans, Nov 16, 2017 1 at Cleveland Browns, Sep 10, 2017 |
| Fumble Recoveries | 1 vs. Tennessee Titans, Dec 19, 2021 1 at Cleveland Browns, Oct 31, 2021 ...5 more at 1. | | |

SINGLE-GAME HIGHS - POSTSEASON: DEFENSIVE

| | | | |
|-----------------|--|------------------|--------------------------------------|
| Total Tackles | 3 vs. Cleveland Browns, Jan 10, 2021 2 vs. Jacksonville Jaguars, Jan 14, 2018 | Tackles For Loss | 1 vs. Cleveland Browns, Jan 10, 2021 |
| Passes Defensed | 1 vs. Cleveland Browns, Jan 10, 2021 1 vs. Jacksonville Jaguars, Jan 14, 2018 | | |

2021 GAME-BY-GAME REGULAR-SEASON STATISTICS (STEELERS)

| DATE | OPPONENT | P/S | TACKLES | | | | | | | | INTERCEPTIONS | | | | O. FUMB | | | | ST | | | | MISC | | W/L | SCORE | | |
|--------------|------------|-------|---------|----|----|------|------|-----|-----|-----|------------------|-----|----|----|---------|----|----|----|-----|----|---|---|------|----|-----|-------|--------|-------|
| | | | TK | S | A | SK | YDS | TFL | YDS | QBH | NO | YDS | LG | TD | PD | FF | FR | TD | YDS | TK | S | A | FF | FR | | | S | A |
| 09/12 | @ Bills | S | 3 | 3 | 0 | 2.0 | 10.0 | 1 | 5 | 5 | 0 | 0 | 0 | 0 | 0 | 1 | 0 | 0 | 0 | 0 | 0 | 0 | 0 | 0 | 0 | W | 23-16 | |
| 09/19 | Raiders | S | 4 | 3 | 1 | 1.0 | 1.0 | 0 | 0 | 1 | 0 | 0 | 0 | 0 | 0 | 1 | 0 | 0 | 0 | 0 | 0 | 0 | 0 | 0 | 0 | L | 17-26 | |
| 09/26 | Bengals | | | | | | | | | | ON INACTIVE LIST | | | | | | | | | | | | | | | | L | 10-24 |
| 10/03 | @ Packers | S | 4 | 3 | 1 | 2.0 | 6.0 | 2 | 6 | 2 | 0 | 0 | 0 | 0 | 0 | 0 | 1 | 0 | 0 | 0 | 0 | 0 | 0 | 0 | 0 | L | 17-27 | |
| 10/10 | Broncos | S | 3 | 3 | 0 | 0.0 | 0.0 | 1 | 4 | 2 | 0 | 0 | 0 | 0 | 0 | 0 | 0 | 0 | 0 | 0 | 0 | 0 | 0 | 0 | 0 | W | 27-19 | |
| 10/17 | Seahawks | S | 7 | 6 | 1 | 2.0 | 13.0 | 3 | 14 | 2 | 0 | 0 | 0 | 0 | 3 | 1 | 0 | 0 | 0 | 0 | 0 | 0 | 0 | 0 | 0 | W | 23-20+ | |
| 10/31 | @ Browns | S | 6 | 4 | 2 | 1.5 | 7.5 | 1 | 5 | 3 | 0 | 0 | 0 | 0 | 0 | 0 | 1 | 0 | 0 | 0 | 0 | 0 | 0 | 0 | 0 | W | 15-10 | |
| 11/08 | Bears | S | 7 | 4 | 3 | 3.0 | 13.0 | 3 | 13 | 3 | 0 | 0 | 0 | 0 | 1 | 0 | 0 | 0 | 0 | 0 | 0 | 0 | 0 | 0 | 0 | W | 29-27 | |
| 11/14 | Lions | S | 5 | 3 | 2 | 1.0 | 6.0 | 2 | 7 | 2 | 0 | 0 | 0 | 0 | 0 | 0 | 0 | 0 | 0 | 0 | 0 | 0 | 0 | 0 | 0 | T | 16-16 | |
| 11/21 | @ Chargers | | | | | | | | | | ON INACTIVE LIST | | | | | | | | | | | | | | | | L | 37-41 |
| 11/28 | @ Bengals | S | 2 | 1 | 1 | 0.0 | 0.0 | 0 | 0 | 0 | 0 | 0 | 0 | 0 | 0 | 0 | 0 | 0 | 0 | 0 | 0 | 0 | 0 | 0 | 0 | L | 10-41 | |
| 12/05 | Ravens | S | 6 | 5 | 1 | 3.5 | 12.0 | 3 | 8 | 6 | 0 | 0 | 0 | 0 | 0 | 1 | 0 | 0 | 0 | 0 | 0 | 0 | 0 | 0 | 0 | W | 20-19 | |
| 12/09 | @ Vikings | S | 1 | 0 | 1 | 0.0 | 0.0 | 0 | 0 | 1 | 0 | 0 | 0 | 0 | 0 | 0 | 0 | 0 | 0 | 0 | 0 | 0 | 0 | 0 | 0 | L | 28-36 | |
| 12/19 | Titans | S | 5 | 4 | 1 | 1.5 | 15.0 | 1 | 10 | 3 | 0 | 0 | 0 | 0 | 0 | 0 | 1 | 0 | 0 | 0 | 0 | 0 | 0 | 0 | 0 | W | 19-13 | |
| 2021 TOTALS | | 12-12 | 53 | 39 | 14 | 17.5 | 83.5 | 17 | 72 | 30 | 0 | 0 | 0 | 0 | 4 | 4 | 3 | 0 | 0 | 0 | 0 | 0 | 0 | 0 | 0 | 7-6-1 | | |
| + - Overtime | | | | | | | | | | | | | | | | | | | | | | | | | | | | |

2020 GAME-BY-GAME POSTSEASON STATISTICS (STEELERS)

| DATE | OPPONENT | P/S | TACKLES | | | | | | | INTERCEPTIONS | | | | O. FUMB | | | ST | | | MISC | | W/L | SCORE | | | | |
|-------------|----------|-----|---------|---|---|-----|-----|-----|-----|---------------|----|-----|----|---------|----|----|----|----|-----|------|---|-----|-------|---|----|-----|-------|
| | | | TK | S | A | SK | YDS | TFL | YDS | QBH | NO | YDS | LG | TD | PD | FF | FR | TD | YDS | TK | S | | | A | FF | FR | S |
| 01/10 | Browns | S | 3 | 2 | 1 | 0.0 | 0.0 | 1 | 1 | 0 | 0 | 0 | 0 | 1 | 0 | 0 | 0 | 0 | 0 | 0 | 0 | 0 | 0 | 0 | 0 | L | 37-48 |
| 2020 TOTALS | | 1-1 | 3 | 2 | 1 | 0.0 | 0.0 | 1 | 1 | 0 | 0 | 0 | 0 | 1 | 0 | 0 | 0 | 0 | 0 | 0 | 0 | 0 | 0 | 0 | 0 | 0-1 | |

2017 GAME-BY-GAME POSTSEASON STATISTICS (STEELERS)

| | | | TACKLES | | | | | | | INTERCEPTIONS | | | | O. FUMB | | | ST | | | MISC | | | | | | | | | |
|-------------|----------|-----|---------|---|---|-----|-----|-----|-----|---------------|----|-----|----|---------|----|----|----|----|-----|------|---|---|----|----|---|---|-----|-------|--|
| DATE | OPPONENT | P/S | TK | S | A | SK | YDS | TFL | YDS | QBH | NO | YDS | LG | TD | PD | FF | FR | TD | YDS | TK | S | A | FF | FR | S | A | W/L | SCORE | |
| 01/14 | Jaguars | S | 2 | 1 | 1 | 0.0 | 0.0 | 0 | 0 | 2 | 0 | 0 | 0 | 0 | 1 | 0 | 0 | 0 | 0 | 0 | 0 | 0 | 0 | 0 | 0 | 0 | L | 42-45 | |
| 2017 TOTALS | | | 1-1 | 2 | 1 | 1 | 0.0 | 0.0 | 0 | 0 | 2 | 0 | 0 | 0 | 0 | 1 | 0 | 0 | 0 | 0 | 0 | 0 | 0 | 0 | 0 | 0 | 0 | 0-1 | |



15

CODY WHITE

WIDE RECEIVER

HEIGHT: 6-3 BIRTHPLACE Novi, MI
WEIGHT: 215 HOW ACQUIRED: FA '20
COLLEGE: Michigan State NFL EXPERIENCE: 1st year
BORN: Nov. 28, 1998 (23)

CODY WHITE'S NFL REGULAR SEASON RUSHING/RECEIVING STATISTICS

| DATE | TEAM | GP | GS | RECEIVING | | | | | RUSHING | | | | |
|------------|----------|----|----|-----------|------|------|----|----|---------|------|------|----|----|
| | | | | NO. | YDS. | AVG. | LG | TD | NO. | YDS. | AVG. | LG | TD |
| 2021 | Steelers | 12 | 0 | 2 | 17 | 8.5 | 11 | 0 | 0 | 0 | 0.0 | 0 | 0 |
| NFL TOTALS | | 12 | 0 | 2 | 17 | 8.5 | 11 | 0 | 0 | 0 | 0.0 | 0 | 0 |

CODY WHITE'S NFL POSTSEASON RUSHING/RECEIVING STATISTICS

| DATE | TEAM | GP | GS | RECEIVING | | | | | RUSHING | | | | |
|------------|----------|----|----|-----------|------|------|----|----|---------|------|------|----|----|
| | | | | NO. | YDS. | AVG. | LG | TD | NO. | YDS. | AVG. | LG | TD |
| 2020 | Steelers | 0 | 0 | 0 | 0 | 0.0 | 0 | 0 | 0 | 0 | 0.0 | 0 | 0 |
| NFL TOTALS | | 0 | 0 | 0 | 0 | 0.0 | 0 | 0 | 0 | 0 | 0.0 | 0 | 0 |

CODY WHITE'S NFL REGULAR SEASON RETURN STATISTICS

| DATE | TEAM | RET. | KICKOFF RETURNS | | | | | PUNT RETURNS | | | | |
|------------|----------|------|-----------------|------|----|----|-----|--------------|------|------|----|----|
| | | | YDS. | AVG. | LG | TD | NO. | FC | YDS. | AVG. | LG | TD |
| 2021 | Steelers | 0 | 0 | 0.0 | 0 | 0 | 0 | 0 | 0 | 0.0 | 0 | 0 |
| NFL TOTALS | | 0 | 0 | 0.0 | 0 | 0 | 0 | 0 | 0 | 0.0 | 0 | 0 |

CODY WHITE'S NFL POSTSEASON RETURN STATISTICS

| DATE | TEAM | RET. | KICKOFF RETURNS | | | | | PUNT RETURNS | | | | |
|------------|----------|------|-----------------|------|----|----|-----|--------------|------|------|----|----|
| | | | YDS. | AVG. | LG | TD | NO. | FC | YDS. | AVG. | LG | TD |
| 2020 | Steelers | 0 | 0 | 0.0 | 0 | 0 | 0 | 0 | 0 | 0.0 | 0 | 0 |
| NFL TOTALS | | 0 | 0 | 0.0 | 0 | 0 | 0 | 0 | 0 | 0.0 | 0 | 0 |

SINGLE-GAME HIGHS: RECEIVING

- Receptions2 vs. Cincinnati Bengals, Sep 26, 2021
- Receiving Yards17 vs. Cincinnati Bengals, Sep 26, 2021
- Longest Receptions11 vs. Cincinnati Bengals, Sep 26, 2021
6 vs. Cincinnati Bengals, Sep 26, 2021
- All-Purpose Yards17 vs. Cincinnati Bengals, Sep 26, 2021
- Special Teams Tackles2 vs. Chicago Bears, Nov 08, 2021
1 vs. Baltimore Ravens, Dec 05, 2021
...1 more at 1.

2021 GAME-BY-GAME REGULAR-SEASON STATISTICS (STEELERS)

| DATE | OPPONENT | P/S | RECEIVING | | | | | RUSHING | | | | | W/L/T | SCORE |
|-------------|-------------|------|-----------|------|------|----|----|---------|------|------|----|----|-------|--------|
| | | | NO. | YDS. | AVG. | LG | TD | NO. | YDS. | AVG. | LG | TD | | |
| 09/12 | at Bills | | | | | | | | | | | | W | 23-16 |
| 09/19 | Raiders | | | | | | | | | | | | L | 17-26 |
| 09/26 | Bengals | P | 2 | 17 | 8.5 | 11 | 0 | 0 | 0 | 0.0 | 0 | 0 | L | 10-24 |
| 10/03 | at Packers | P | 0 | 0 | 0.0 | 0 | 0 | 0 | 0 | 0.0 | 0 | 0 | L | 17-27 |
| 10/10 | Broncos | P | 0 | 0 | 0.0 | 0 | 0 | 0 | 0 | 0.0 | 0 | 0 | W | 27-19 |
| 10/17 | Seahawks | P | 0 | 0 | 0.0 | 0 | 0 | 0 | 0 | 0.0 | 0 | 0 | W | 23-20+ |
| 10/31 | at Browns | P | 0 | 0 | 0.0 | 0 | 0 | 0 | 0 | 0.0 | 0 | 0 | W | 15-10 |
| 11/08 | Bears | P | 0 | 0 | 0.0 | 0 | 0 | 0 | 0 | 0.0 | 0 | 0 | W | 29-27 |
| 11/14 | Lions | P | 0 | 0 | 0.0 | 0 | 0 | 0 | 0 | 0.0 | 0 | 0 | T | 16-16 |
| 11/21 | at Chargers | P | 0 | 0 | 0.0 | 0 | 0 | 0 | 0 | 0.0 | 0 | 0 | L | 37-41 |
| 11/28 | at Bengals | P | 0 | 0 | 0.0 | 0 | 0 | 0 | 0 | 0.0 | 0 | 0 | L | 10-41 |
| 12/05 | Ravens | P | 0 | 0 | 0.0 | 0 | 0 | 0 | 0 | 0.0 | 0 | 0 | W | 20-19 |
| 12/09 | at Vikings | P | 0 | 0 | 0.0 | 0 | 0 | 0 | 0 | 0.0 | 0 | 0 | L | 28-36 |
| 12/19 | Titans | P | 0 | 0 | 0.0 | 0 | 0 | 0 | 0 | 0.0 | 0 | 0 | W | 19-13 |
| 2021 TOTALS | | 12-0 | 2 | 17 | 8.5 | 11 | 0 | 0 | 0 | 0.0 | 0 | 0 | 7-6-1 | |

+ - Overtime

2020 GAME-BY-GAME POSTSEASON STATISTICS (STEELERS)

| DATE | OPPONENT | P/S | RECEIVING | | | | | RUSHING | | | | | W/L | SCORE |
|-------------|----------|-----|-----------|------|------|----|----|---------|------|------|----|----|-----|-------|
| | | | NO. | YDS. | AVG. | LG | TD | NO. | YDS. | AVG. | LG | TD | | |
| 01/10 | Browns | | | | | | | | | | | | L | 37-48 |
| 2020 TOTALS | | 0-0 | 0 | 0 | 0.0 | 0 | 0 | 0 | 0 | 0.0 | 0 | 0 | 0-1 | |



AHKELLO WITHERSPOON CORNERBACK

(uh-KELL-oh)
HEIGHT: 6-2 BIRTHPLACE: Sacramento, CA
WEIGHT: 195 HOW ACQUIRED: TR '21 (SEA)
COLLEGE: Colorado NFL EXPERIENCE: 5th year
BORN: Mar. 21, 1995 (26)

REGULAR SEASON COMPARISON: DEFENSIVE - TENNESSEE TITANS

| DATE | OPP | W/L | GP/GS | TACKLES | | | ASST | SACK | YDS. | INT | TFL | PD | QBH | TD | MISC | | |
|----------|-------------|-----|-------|---------|------|---|------|------|------|-----|-----|----|-----|----|------|----|---|
| | | | | TOT | SOLO | | | | | | | | | | FF | FR | |
| 12/17/17 | SF vs. TEN | W | S | 4 | 4 | 4 | 0 | 0.0 | 0.0 | 0 | 0 | 1 | 0 | 0 | 0 | 0 | 0 |
| 12/19/21 | PIT vs. TEN | W | S | 2 | 2 | 2 | 0 | 0.0 | 0.0 | 0 | 0 | 0 | 0 | 0 | 0 | 0 | 0 |
| TOTALS | | 2/0 | 2/2 | 6 | 6 | 6 | 0 | 0.0 | 0.0 | 0 | 0 | 1 | 0 | 0 | 0 | 0 | 0 |

AHKELLO WITHERSPOON'S NFL REGULAR SEASON DEFENSIVE STATISTICS

| DATE | TEAM | GP | GS | TK | S | TACKLES | | | | | INTERCEPTIONS | | | | | O. FUMB | | | | | ST | | | MISC | | | |
|------------|----------|----|----|-----|-----|---------|-----|-----|-----|-----|---------------|----|-----|-----|----|---------|----|----|----|-----|----|---|---|------|----|---|---|
| | | | | | | A | TFL | YDS | SK | YDS | QBH | NO | YDS | LG | TD | PD | FF | FR | TD | YDS | TK | S | A | FF | FR | S | A |
| 2017 | 49ers | 12 | 9 | 32 | 28 | 4 | 0 | 0 | 0.0 | 0.0 | 0 | 2 | 42 | 23 | 0 | 7 | 1 | 0 | 0 | 0 | 0 | 0 | 0 | 0 | 0 | 0 | |
| 2018 | 49ers | 14 | 12 | 37 | 30 | 7 | 0 | 0 | 0.0 | 0.0 | 0 | 0 | 0 | 0 | 0 | 4 | 0 | 0 | 0 | 0 | 0 | 0 | 1 | 0 | 0 | 0 | |
| 2019 | 49ers | 10 | 8 | 28 | 24 | 4 | 1 | 2 | 0.0 | 0.0 | 0 | 1 | 25 | 25t | 1 | 9 | 0 | 0 | 0 | 0 | 0 | 0 | 0 | 0 | 0 | 0 | |
| 2020 | 49ers | 11 | 4 | 19 | 16 | 3 | 1 | 1 | 0.0 | 0.0 | 0 | 1 | 0 | 0 | 0 | 4 | 0 | 0 | 0 | 0 | 1 | 1 | 0 | 0 | 0 | 0 | |
| 2021 | Steelers | 6 | 1 | 14 | 14 | 0 | 1 | 1 | 0.0 | 0.0 | 0 | 2 | 45 | 41 | 0 | 5 | 0 | 0 | 0 | 0 | 0 | 0 | 0 | 0 | 0 | 0 | |
| NFL TOTALS | | 53 | 34 | 130 | 112 | 18 | 3 | 4 | 0.0 | 0.0 | 0 | 6 | 112 | 41 | 1 | 29 | 1 | 0 | 0 | 0 | 1 | 1 | 0 | 0 | 1 | 0 | 0 |

AHKELLO WITHERSPOON'S NFL POSTSEASON DEFENSIVE STATISTICS

| | | TACKLES | | | | | | | | | | INTERCEPTIONS | | | | | | O. FUMB | | | | ST | | | MISC | | |
|------------|-------|---------|----|----|---|---|-----|-----|-----|-----|-----|---------------|-----|----|----|----|----|---------|----|-----|----|----|---|----|------|---|---|
| DATE | TEAM | GP | GS | TK | S | A | TFL | YDS | SK | YDS | QBH | NO | YDS | LG | TD | PD | FF | FR | TD | YDS | TK | S | A | FF | FR | S | A |
| 2019 | 49ers | 3 | 1 | 1 | 1 | 0 | 0 | 0 | 0.0 | 0.0 | 0 | 0 | 0 | 0 | 0 | 0 | 0 | 0 | 0 | 0 | 3 | 1 | 2 | 0 | 0 | 0 | 0 |
| NFL TOTALS | | 3 | 1 | 1 | 1 | 0 | 0 | 0 | 0.0 | 0.0 | 0 | 0 | 0 | 0 | 0 | 0 | 0 | 0 | 0 | 0 | 3 | 1 | 2 | 0 | 0 | 0 | 0 |

SINGLE-GAME HIGHS: DEFENSIVE

| | | | |
|------------------|--|---------------------------------|---|
| Total Tackles | 7 at Arizona Cardinals, Dec 26, 2020 5 vs. Baltimore Ravens, Dec 05, 2021 ...5 more at 5. | Interceptions | 2 at Minnesota Vikings, Dec 09, 2021 1 at Arizona Cardinals, Dec 26, 2020 ...3 more at 1. |
| Passes Defensed | 3 at Minnesota Vikings, Dec 09, 2021 3 at Tampa Bay Buccaneers, Sep 08, 2019 | Interception Return Yards | 45 at Minnesota Vikings, Dec 09, 2021 25 at Tampa Bay Buccaneers, Sep 08, 2019 |
| Forced Fumbles | 1 at Los Angeles Rams, Dec 31, 2017 | Special Teams Tackles | 1 at New England Patriots, Oct 25, 2020 |
| Tackles For Loss | 1 at Cincinnati Bengals, Nov 28, 2021 1 at Arizona Cardinals, Dec 26, 2020 ...1 more at 1. | Special Teams Fumble Recoveries | 1 at Minnesota Vikings, Sep 09, 2018 |

SINGLE-GAME HIGHS - POSTSEASON: DEFENSIVE

| | | | |
|---------------|---------------------------------------|-----------------------|--|
| Total Tackles | 1 vs. Minnesota Vikings, Jan 11, 2020 | Special Teams Tackles | 2 vs. Green Bay Packers, Jan 19, 2020 1 at Kansas City Chiefs, Feb 02, 2020 |
|---------------|---------------------------------------|-----------------------|--|

2021 GAME-BY-GAME REGULAR-SEASON STATISTICS (STEELERS)

| DATE | OPPONENT | P/S | TACKLES | | | | | | | INTERCEPTIONS | | | | O. FUMB | | | ST | | | MISC | | W/L | SCORE | | | | |
|--------------|-------------|-----|---------|----|---|-----|-----|-----|-----|------------------|------------------|-----|----|---------|----|----|----|----|-----|------|---|-----|-------|---|-------|--------|-------|
| | | | TK | S | A | SK | YDS | TFL | YDS | QBH | NO | YDS | LG | TD | PD | FF | FR | TD | YDS | TK | S | | | A | FF | FR | S |
| 09/12 | at Bills | P | | | | | | | | ON INACTIVE LIST | | | | | | | | | | | | | | | W | 23-16 | |
| 09/19 | Raiders | | 0 | 0 | 0 | 0 | 0 | 0 | 0 | 0 | 0 | 0 | 0 | 0 | 0 | 0 | 0 | 0 | 0 | 0 | 0 | 0 | 0 | 0 | 0 | L | 17-26 |
| 09/26 | Bengals | | | | | | | | | | ON INACTIVE LIST | | | | | | | | | | | | | | | L | 10-24 |
| 10/03 | at Packers | | | | | | | | | ON INACTIVE LIST | | | | | | | | | | | | | | | L | 17-27 | |
| 10/10 | Broncos | | | | | | | | | ON INACTIVE LIST | | | | | | | | | | | | | | | W | 27-19 | |
| 10/17 | Seahawks | | | | | | | | | ON INACTIVE LIST | | | | | | | | | | | | | | | W | 23-20+ | |
| 10/31 | at Browns | | | | | | | | | ON INACTIVE LIST | | | | | | | | | | | | | | | W | 15-10 | |
| 11/08 | Bears | | | | | | | | | ON INACTIVE LIST | | | | | | | | | | | | | | | W | 29-27 | |
| 11/14 | Lions | | | | | | | | | ON INACTIVE LIST | | | | | | | | | | | | | | | T | 16-16 | |
| 11/21 | at Chargers | P | 2 | 2 | 0 | 0.0 | 0.0 | 0 | 0 | 0 | 0 | 0 | 0 | 0 | 0 | 0 | 0 | 0 | 0 | 0 | 0 | 0 | 0 | 0 | L | 37-41 | |
| 11/28 | at Bengals | P | 1 | 1 | 0 | 0.0 | 0.0 | 1 | 1 | 0 | 0 | 0 | 0 | 1 | 0 | 0 | 0 | 0 | 0 | 0 | 0 | 0 | 0 | 0 | L | 10-41 | |
| 12/05 | Ravens | P | 5 | 5 | 0 | 0.0 | 0.0 | 0 | 0 | 0 | 0 | 0 | 0 | 1 | 0 | 0 | 0 | 0 | 0 | 0 | 0 | 0 | 0 | 0 | W | 20-19 | |
| 12/09 | at Vikings | P | 4 | 4 | 0 | 0.0 | 0.0 | 0 | 0 | 0 | 2 | 45 | 41 | 0 | 3 | 0 | 0 | 0 | 0 | 0 | 0 | 0 | 0 | 0 | L | 28-36 | |
| 12/19 | Titans | S | 2 | 2 | 0 | 0.0 | 0.0 | 0 | 0 | 0 | 0 | 0 | 0 | 0 | 0 | 0 | 0 | 0 | 0 | 0 | 0 | 0 | 0 | 0 | W | 19-13 | |
| 2021 TOTALS | | 6-1 | 14 | 14 | 0 | 0.0 | 0.0 | 1 | 1 | 0 | 2 | 45 | 41 | 0 | 5 | 0 | 0 | 0 | 0 | 0 | 0 | 0 | 0 | 0 | 7-6-1 | | |
| + - Overtime | | | | | | | | | | | | | | | | | | | | | | | | | | | |

+ - Overtime

2019 GAME-BY-GAME POSTSEASON STATISTICS (49ERS)

| | | | TACKLES | | | | | | | | INTERCEPTIONS | | | | | | O. FUMB | | | ST | | | | MISC | | | | |
|-------------|-----------|-----|---------|---|---|-----|-----|-----|-----|-----|---------------|-----|----|----|----|----|---------|----|-----|----|---|---|----|------|---|---|-----|-------|
| DATE | OPPONENT | P/S | TK | S | A | SK | YDS | TFL | YDS | QBH | NO | YDS | LG | TD | PD | FF | FR | TD | YDS | TK | S | A | FF | FR | S | A | W/L | SCORE |
| 01/11 | Vikings | S | 1 | 1 | 0 | 0.0 | 0.0 | 0 | 0 | 0 | 0 | 0 | 0 | 0 | 0 | 0 | 0 | 0 | 0 | 0 | 0 | 0 | 0 | 0 | 0 | 0 | W | 27-10 |
| 01/19 | Packers | P | 0 | 0 | 0 | 0.0 | 0.0 | 0 | 0 | 0 | 0 | 0 | 0 | 0 | 0 | 0 | 0 | 0 | 0 | 2 | 1 | 1 | 0 | 0 | 0 | 0 | W | 37-20 |
| 02/02 | at Chiefs | P | 0 | 0 | 0 | 0.0 | 0.0 | 0 | 0 | 0 | 0 | 0 | 0 | 0 | 0 | 0 | 0 | 0 | 0 | 1 | 0 | 1 | 0 | 0 | 0 | 0 | L | 20-31 |
| 2019 TOTALS | | 3-1 | 1 | 1 | 0 | 0.0 | 0.0 | 0 | 0 | 0 | 0 | 0 | 0 | 0 | 0 | 0 | 0 | 0 | 0 | 3 | 1 | 2 | 0 | 0 | 0 | 0 | 2-1 | |



REGULAR SEASON COMPARISON: DEFENSIVE - TENNESSEE TITANS

| DATE | OPP | W/L | GP/GS | TACKLES | | | ASST | SACK | YDS. | INT | TFL | PD | QBH | TD | MISC | | FR |
|----------|-------------|-----|-------|---------|------|--|------|------|------|-----|-----|----|-----|----|------|---|----|
| | | | | TOT | SOLO | | | | | | | | | | FF | | |
| 10/14/18 | BLT @ TEN | W | S | 1 | 1 | | 0 | 1.0 | 6.0 | 0 | 1 | 0 | 1 | 0 | 0 | 0 | 0 |
| 10/25/20 | PIT @ TEN | W | P | 0 | 0 | | 0 | 0.0 | 0.0 | 0 | 0 | 0 | 1 | 0 | 0 | 0 | 0 |
| 12/19/21 | PIT vs. TEN | W | S | 5 | 4 | | 1 | 1.0 | 8.0 | 0 | 1 | 0 | 1 | 0 | 0 | 0 | 0 |
| TOTALS | | 3/0 | 3/2 | 6 | 5 | | 1 | 2.0 | 14.0 | 0 | 2 | 0 | 3 | 0 | 0 | 0 | 0 |

POSTSEASON COMPARISON: DEFENSIVE - TENNESSEE TITANS

| DATE | OPP | W/L | GP/GS | TACKLES | | | ASST | SACK | YDS. | INT | TFL | PD | QBH | TD | MISC | | FR |
|---------|-------------|-----|-------|---------|------|--|------|------|------|-----|-----|----|-----|----|------|---|----|
| | | | | TOT | SOLO | | | | | | | | | | FF | | |
| 1/11/20 | BLT vs. TEN | L | S | 3 | 2 | | 1 | 0.0 | 0.0 | 0 | 0 | 0 | 0 | 0 | 0 | 0 | 0 |
| TOTALS | | 0/1 | 1/1 | 3 | 2 | | 1 | 0.0 | 0.0 | 0 | 0 | 0 | 0 | 0 | 0 | 0 | 0 |

CHRIS WORMLEY'S NFL REGULAR SEASON DEFENSIVE STATISTICS

| DATE | TEAM | GP | GS | TK | S | TACKLES | | | | | QBH | INTERCEPTIONS | | | | O. FUMB | | | | ST | | | | MISC | |
|------------|----------|----|----|-----|----|---------|-----|-----|-----|------|-----|---------------|-----|----|----|---------|----|----|----|-----|----|---|---|------|----|
| | | | | | | A | TFL | YDS | SK | YDS | | NO | YDS | LG | TD | PD | FF | FR | TD | YDS | TK | S | A | FF | FR |
| 2017 | Ravens | 7 | 2 | 5 | 5 | 0 | 0 | 0 | 0.0 | 0.0 | 1 | 0 | 0 | 0 | 0 | 0 | 0 | 0 | 0 | 0 | 0 | 0 | 0 | 0 | |
| 2018 | Ravens | 16 | 6 | 16 | 13 | 3 | 2 | 7 | 1.0 | 6.0 | 2 | 0 | 0 | 0 | 5 | 0 | 0 | 0 | 0 | 0 | 0 | 0 | 0 | 0 | |
| 2019 | Ravens | 16 | 7 | 33 | 17 | 16 | 2 | 9 | 1.5 | 7.0 | 6 | 0 | 0 | 0 | 2 | 0 | 0 | 0 | 0 | 0 | 0 | 0 | 0 | 0 | |
| 2020 | Steelers | 13 | 1 | 8 | 3 | 5 | 1 | 9 | 1.0 | 9.0 | 3 | 0 | 0 | 0 | 0 | 0 | 0 | 0 | 0 | 0 | 0 | 0 | 0 | 0 | |
| 2021 | Steelers | 14 | 13 | 44 | 26 | 18 | 5 | 43 | 6.0 | 51.5 | 9 | 0 | 0 | 0 | 2 | 1 | 0 | 0 | 0 | 0 | 0 | 0 | 0 | 0 | |
| NFL TOTALS | | 66 | 29 | 106 | 64 | 42 | 10 | 68 | 9.5 | 73.5 | 21 | 0 | 0 | 0 | 9 | 1 | 0 | 0 | 0 | 0 | 0 | 0 | 0 | 0 | |

CHRIS WORMLEY'S NFL POSTSEASON DEFENSIVE STATISTICS

| | | TACKLES | | | | | | | | | | INTERCEPTIONS | | | | O. FUMB | | | | ST | | | | MISC | | | |
|------------|----------|---------|----|----|---|---|-----|-----|-----|-----|-----|---------------|-----|----|----|---------|----|----|----|-----|----|---|---|------|----|---|---|
| DATE | TEAM | GP | GS | TK | S | A | TFL | YDS | SK | YDS | QBH | NO | YDS | LG | TD | PD | FF | FR | TD | YDS | TK | S | A | FF | FR | S | A |
| 2018 | Ravens | 1 | 0 | 2 | 2 | 0 | 0 | 0.0 | 0.0 | 0 | 0 | 0 | 0 | 0 | 0 | 0 | 0 | 0 | 0 | 0 | 0 | 0 | 0 | 0 | 0 | 0 | 0 |
| 2019 | Ravens | 1 | 1 | 3 | 2 | 1 | 0 | 0 | 0.0 | 0.0 | 0 | 0 | 0 | 0 | 0 | 0 | 0 | 0 | 0 | 0 | 0 | 0 | 0 | 0 | 0 | 0 | 0 |
| 2020 | Steelers | 1 | 0 | 0 | 0 | 0 | 0 | 0 | 0.0 | 0.0 | 0 | 0 | 0 | 0 | 0 | 0 | 0 | 0 | 0 | 0 | 0 | 0 | 0 | 0 | 0 | 0 | 0 |
| NFL TOTALS | | 3 | 1 | 5 | 4 | 1 | 0 | 0 | 0.0 | 0.0 | 0 | 0 | 0 | 0 | 0 | 0 | 0 | 0 | 0 | 0 | 0 | 0 | 0 | 0 | 0 | 0 | 0 |

SINGLE-GAME HIGHS: DEFENSIVE

| | | | |
|-----------------|--|------------------------------------|---|
| Total Tackles | 5 vs. Tennessee Titans, Dec 19, 2021 5 vs. Baltimore Ravens, Dec 05, 2021 ...1 more at 5. | Forced Fumbles Tackles For Loss | 1 at Green Bay Packers, Oct 03, 2021 2 vs. Baltimore Ravens, Dec 05, 2021 2 at Cincinnati Bengals, Nov 10, 2019 |
| Sacks | 2.5 vs. Baltimore Ravens, Dec 05, 2021 1.0 at Cincinnati Bengals, Nov 28, 2021 ...4 more at 1.0. | | |
| Passes Defensed | 2 vs. Buffalo Bills, Sep 09, 2018 1 vs. Seattle Seahawks, Oct 17, 2021 ...6 more at 1. | | |

SINGLE-GAME HIGHS - POSTSEASON: DEFENSIVE

| | |
|---------------|--|
| Total Tackles | 3 vs. Tennessee Titans, Jan 11, 2020 2 vs. Los Angeles Chargers, Jan 06, 2019 |
|---------------|--|

2021 GAME-BY-GAME REGULAR-SEASON STATISTICS (STEELERS)

| DATE | OPPONENT | P/S | TACKLES | | | | | | | INTERCEPTIONS | | | | | O. FUMB | | | | ST | | | | MISC | | W/L | SCORE | |
|--------------|-------------|-------|---------|----|----|-----|------|-----|-----|---------------|----|-----|----|----|---------|----|----|----|-----|----|---|---|------|----|-----|-------|--------|
| | | | TK | S | A | SK | YDS | TFL | YDS | QBH | NO | YDS | LG | TD | PD | FF | FR | TD | YDS | TK | S | A | FF | FR | | | S |
| 09/12 | at Bills | P | 1 | 0 | 1 | 0.0 | 0.0 | 0 | 0 | 0 | 0 | 0 | 0 | 0 | 0 | 0 | 0 | 0 | 0 | 0 | 0 | 0 | 0 | 0 | 0 | W | 23-16 |
| 09/19 | Raiders | S | 1 | 1 | 0 | 0.0 | 0.0 | 0 | 0 | 0 | 0 | 0 | 0 | 1 | 0 | 0 | 0 | 0 | 0 | 0 | 0 | 0 | 0 | 0 | 0 | L | 17-26 |
| 09/26 | Bengals | S | 4 | 2 | 2 | 0.0 | 0.0 | 0 | 0 | 0 | 0 | 0 | 0 | 0 | 0 | 0 | 0 | 0 | 0 | 0 | 0 | 0 | 0 | 0 | 0 | L | 10-24 |
| 10/03 | at Packers | S | 4 | 3 | 1 | 0.0 | 0.0 | 0 | 0 | 0 | 0 | 0 | 0 | 0 | 1 | 0 | 0 | 0 | 0 | 0 | 0 | 0 | 0 | 0 | 0 | L | 17-27 |
| 10/10 | Broncos | S | 1 | 1 | 0 | 0.0 | 0.0 | 0 | 0 | 0 | 0 | 0 | 0 | 0 | 0 | 0 | 0 | 0 | 0 | 0 | 0 | 0 | 0 | 0 | 0 | W | 27-19 |
| 10/17 | Seahawks | S | 5 | 2 | 3 | 0.5 | 7.5 | 0 | 0 | 1 | 0 | 0 | 0 | 1 | 0 | 0 | 0 | 0 | 0 | 0 | 0 | 0 | 0 | 0 | 0 | W | 23-20+ |
| 10/31 | at Browns | S | 4 | 2 | 2 | 1.0 | 5.0 | 1 | 5 | 1 | 0 | 0 | 0 | 0 | 0 | 0 | 0 | 0 | 0 | 0 | 0 | 0 | 0 | 0 | 0 | W | 15-10 |
| 11/08 | Bears | S | 1 | 0 | 1 | 0.0 | 0.0 | 0 | 0 | 0 | 0 | 0 | 0 | 0 | 0 | 0 | 0 | 0 | 0 | 0 | 0 | 0 | 0 | 0 | 0 | W | 29-27 |
| 11/14 | Lions | S | 3 | 2 | 1 | 0.0 | 0.0 | 0 | 0 | 0 | 0 | 0 | 0 | 0 | 0 | 0 | 0 | 0 | 0 | 0 | 0 | 0 | 0 | 0 | 0 | T | 16-16 |
| 11/21 | at Chargers | S | 4 | 3 | 1 | 0.0 | 0.0 | 0 | 0 | 0 | 0 | 0 | 0 | 0 | 0 | 0 | 0 | 0 | 0 | 0 | 0 | 0 | 0 | 0 | 0 | L | 37-41 |
| 11/28 | at Bengals | S | 4 | 2 | 2 | 1.0 | 12.0 | 1 | 12 | 1 | 0 | 0 | 0 | 0 | 0 | 0 | 0 | 0 | 0 | 0 | 0 | 0 | 0 | 0 | 0 | L | 10-41 |
| 12/05 | Ravens | S | 5 | 3 | 2 | 2.5 | 19.0 | 2 | 18 | 3 | 0 | 0 | 0 | 0 | 0 | 0 | 0 | 0 | 0 | 0 | 0 | 0 | 0 | 0 | 0 | W | 20-19 |
| 12/09 | at Vikings | S | 2 | 1 | 1 | 0.0 | 0.0 | 0 | 0 | 2 | 0 | 0 | 0 | 0 | 0 | 0 | 0 | 0 | 0 | 0 | 0 | 0 | 0 | 0 | 0 | L | 28-36 |
| 12/19 | Titans | S | 5 | 4 | 1 | 1.0 | 8.0 | 1 | 8 | 1 | 0 | 0 | 0 | 0 | 0 | 0 | 0 | 0 | 0 | 0 | 0 | 0 | 0 | 0 | 0 | W | 19-13 |
| 2021 TOTALS | | 14-13 | 44 | 26 | 18 | 6.0 | 51.5 | 5 | 43 | 9 | 0 | 0 | 0 | 0 | 2 | 1 | 0 | 0 | 0 | 0 | 0 | 0 | 0 | 0 | 0 | 7-6-1 | |
| + - Overtime | | | | | | | | | | | | | | | | | | | | | | | | | | | |

+ - Overtime

2020 GAME-BY-GAME POSTSEASON STATISTICS (STEELERS)

| DATE | OPPONENT | P/S | TACKLES | | | | | | | INTERCEPTIONS | | | | | O. FUMB | | | | ST | | | | MISC | | W/L | SCORE |
|-------------|----------|-----|---------|---|---|-----|-----|-----|-----|---------------|----|-----|----|----|---------|----|----|----|-----|----|---|---|------|----|-----|-------|
| | | | TK | S | A | SK | YDS | TFL | YDS | QBH | NO | YDS | LG | TD | PD | FF | FR | TD | YDS | TK | S | A | FF | FR | | |
| 01/10 | Browns | P | 0 | 0 | 0 | 0.0 | 0.0 | 0 | 0 | 0 | 0 | 0 | 0 | 0 | 0 | 0 | 0 | 0 | 0 | 0 | 0 | 0 | 0 | 0 | L | 37-48 |
| 2020 TOTALS | | 1-0 | 0 | 0 | 0 | 0.0 | 0.0 | 0 | 0 | 0 | 0 | 0 | 0 | 0 | 0 | 0 | 0 | 0 | 0 | 0 | 0 | 0 | 0 | 0 | 0-1 | |

2019 GAME-BY-GAME POSTSEASON STATISTICS (RAVENS)

| DATE | OPPONENT | P/S | TACKLES | | | | | | | INTERCEPTIONS | | | | | O. FUMB | | | ST | | | | MISC | | W/L | SCORE | |
|-------------|----------|-----|---------|---|---|-----|-----|-----|-----|---------------|----|-----|----|----|---------|----|----|----|-----|----|---|------|----|-----|-------|-------|
| | | | TK | S | A | SK | YDS | TFL | YDS | QBH | NO | YDS | LG | TD | PD | FF | FR | TD | YDS | TK | S | A | FF | | | FR |
| 01/11 | Titans | S | 3 | 2 | 1 | 0.0 | 0.0 | 0 | 0 | 0 | 0 | 0 | 0 | 0 | 0 | 0 | 0 | 0 | 0 | 0 | 0 | 0 | 0 | 0 | L | 12-28 |
| 2019 TOTALS | | 1-1 | 3 | 2 | 1 | 0.0 | 0.0 | 0 | 0 | 0 | 0 | 0 | 0 | 0 | 0 | 0 | 0 | 0 | 0 | 0 | 0 | 0 | 0 | 0 | 0-1 | |

2018 GAME-BY-GAME POSTSEASON STATISTICS (RAVENS)

| DATE | OPPONENT | P/S | TACKLES | | | | | | | INTERCEPTIONS | | | | | O. FUMB | | | ST | | | | MISC | | W/L | SCORE | |
|-------------|----------|-----|---------|---|---|-----|-----|-----|-----|---------------|----|-----|----|----|---------|----|----|----|-----|----|---|------|----|-----|-------|-------|
| | | | TK | S | A | SK | YDS | TFL | YDS | QBH | NO | YDS | LG | TD | PD | FF | FR | TD | YDS | TK | S | A | FF | | | FR |
| 01/06 | Chargers | P | 2 | 2 | 0 | 0.0 | 0.0 | 0 | 0 | 0 | 0 | 0 | 0 | 0 | 0 | 0 | 0 | 0 | 0 | 0 | 0 | 0 | 0 | 0 | L | 17-23 |
| 2018 TOTALS | | 1-0 | 2 | 2 | 0 | 0.0 | 0.0 | 0 | 0 | 0 | 0 | 0 | 0 | 0 | 0 | 0 | 0 | 0 | 0 | 0 | 0 | 0 | 0 | 0 | 0-1 | |

| W7, LOST 6, TIED 1 | | | | MIKE TOMLIN (14 GAMES) | | RUSHING | | NO. | YDS | AVG | LONG | TD |
|--------------------|---|------------|------------------|------------------------|-----|---------|-------|-----|-----|-----|------|----|
| 09/12 | W | 23-16 | at Buffalo | 65,787 | 11 | 61 | 3.6 | 249 | 891 | 3.6 | 23 | 6 |
| 09/19 | L | 17-26 | Las Vegas | 63,707 | 11 | 63 | 5.7 | | 25 | | 25 | 0 |
| 09/26 | L | 10-24 | Cincinnati | 58,076 | 5 | 53 | 10.6 | | 25 | | 9 | 0 |
| 10/03 | W | 23-20 | at Green Bay | 78,281 | 11 | 36 | 3.3 | | 13 | | 0 | 0 |
| 10/10 | W | 27-19 | Denver | 59,841 | 4 | 36 | 9.0 | | 26 | | 0 | 0 |
| 10/17 | W | 17-26 (OT) | Seattle | 62,821 | 2 | 15 | 7.5 | | 10 | | 0 | 0 |
| 10/24 | W | 15-10 | at Cleveland | 67,431 | 2 | 13 | 6.5 | | 12 | | 0 | 0 |
| 10/31 | W | 29-27 | Chicago | 60,788 | 16 | 10 | 0.6 | | 8 | | 0 | 1 |
| 11/07 | T | 16-16 (OT) | Detroit | 58,714 | 3 | 9 | 3.0 | | 31 | | 0 | 0 |
| 11/21 | L | 37-41 | at L.A. Chargers | 70,240 | 3 | 3 | 1.0 | | 3 | | 0 | 0 |
| 11/28 | L | 10-41 | at Cincinnati | 63,238 | 1 | 1 | 1.0 | | 11 | | 0 | 1 |
| 12/05 | W | 26-19 | Baltimore | 59,303 | 325 | 1,184 | 3.6 | | 26 | | 9 | 0 |
| 12/09 | L | 28-36 | at Minnesota | 66,718 | 407 | 2,014 | 4.9 | | 49 | | 15 | 1 |
| 12/19 | W | 19-13 | Tennessee | 55,521 | | | | | | | | |
| | | | | TEAM | | 325 | 1,184 | 3.6 | 26 | | 9 | 0 |
| | | | | OPPONENTS | | 407 | 2,014 | 4.9 | 49 | | 15 | 1 |

| RECEIVING | TAR | NO. | YDS | AVG | LONG | TD |
|----------------------|------------|------------|--------------|-------------|------------|-----------|
| John Johnson | 135 | 86 | 1,028 | 12.0 | 50 | 6 |
| C. Claypool | 83 | 47 | 765 | 16.3 | 59 | 1 |
| N. Harris | 80 | 62 | 405 | 6.5 | 25 | 3 |
| P. Friermuth | 64 | 49 | 422 | 8.6 | 24 | 7 |
| J. Washington | 41 | 24 | 285 | 11.9 | 42 | 2 |
| R. McCoud | 39 | 27 | 180 | 6.7 | 24 | 0 |
| J. Smith-Schuster | 28 | 15 | 129 | 8.6 | 24 | 0 |
| E. Ebron | 18 | 12 | 84 | 7.0 | 19 | 1 |
| Z. Gentry | 14 | 10 | 97 | 9.7 | 24 | 0 |
| K. Ballage | 7 | 2 | 8 | 4.0 | 6 | 0 |
| C. White | 3 | 2 | 17 | 8.5 | 11 | 0 |
| D. Watt | 3 | 3 | 15 | 5.0 | 7 | 0 |
| B. Snell Jr. | 3 | 1 | 7 | 7.0 | 7 | 0 |
| A. McFarland Jr. | 1 | 1 | 11 | 11.0 | 11 | 0 |
| A. Miller | 1 | 1 | 2 | 2.0 | 7 | 0 |
| K. Rader | 1 | 1 | 1 | 1.0 | 1 | 0 |
| TEAM | 521 | 343 | 3,456 | 10.1 | 59 | 20 |
| OPPONENTS | 453 | 300 | 3,393 | 11.3 | 62t | 19 |
| INTERCEPTIONS | | | | | | |
| A. Witherspoon | 2 | 45 | 22.5 | 41 | 0 | 0 |
| M. Fitzpatrick | 2 | 18 | 9.0 | 18 | 0 | 0 |
| J. Schobert | 1 | 23 | 23.0 | 23 | 0 | 0 |
| T. Edmunds | 1 | 15 | 15.0 | 15 | 0 | 0 |
| C. Sutton | 1 | 4 | 4.0 | 4 | 0 | 0 |
| C. Heyward | 1 | 0 | 0.0 | 0 | 0 | 0 |
| J. Pierre | 1 | 0 | 0.0 | 0 | 0 | 0 |
| TEAM | 9 | 105 | 11.7 | 41 | 0 | 0 |
| OPPONENTS | 9 | 132 | 14.7 | 50 | 1 | 0 |
| FUMBLES | | | | | | |
| | FUM | LST | FF | REC | TD | 0 |
| B. Roethlisberger | 9 | 4 | 0 | 4 | 0 | 0 |
| D. Johnson | 1 | 1 | 0 | 0 | 0 | 0 |
| P. Friermuth | 1 | 1 | 0 | 0 | 0 | 0 |
| R. McCoud | 3 | 1 | 0 | 1 | 0 | 0 |
| K. Green | 0 | 0 | 0 | 0 | 0 | 0 |
| J. Layne | 0 | 0 | 0 | 0 | 0 | 0 |
| N. Harris | 0 | 0 | 0 | 1 | 0 | 0 |
| G. Okorofor | 0 | 0 | 0 | 1 | 0 | 0 |
| TEAM | 15 | 7 | 0 | 8 | 0 | 0 |
| OPPONENTS | 18 | 8 | 0 | 8 | 0 | 0 |

| PUNTING | | | | | | | | | |
|------------------|-----|-------|------|------|------|------|-----|---|----|
| | NO. | YDS. | AVG. | NET | TD | INT. | LG. | | |
| P. Harvin III | 62 | 2,684 | 43.3 | 38.1 | 3 | 22 | 64 | 0 | 0 |
| TEAM | 62 | 2,684 | 43.3 | 38.1 | 3 | 22 | 64 | 0 | 0 |
| OPONENTS | | | | | | | | | |
| | 59 | 2,772 | 47.0 | 39.6 | 6 | 20 | 65 | 1 | 0 |
| PUNT RETURNS | | | | | | | | | |
| | RET | FC | YDS. | AVG. | LONG | | | | TD |
| R. McCloud | 30 | 10 | 274 | 9.1 | 19 | | | | |
| C. Sutton | 2 | 0 | 3 | 1.5 | 3 | | | | |
| TEAM | 32 | 10 | 277 | 8.7 | 19 | | | | |
| OPONENTS | | | | | | | | | |
| | 26 | 14 | 261 | 10.0 | 55 | | | | |
| KICKOFF RETURNS | | | | | | | | | |
| | NO. | YDS. | AVG. | LONG | | | | | |
| R. McCloud | 29 | 649 | 22.4 | 40 | | | | | |
| A. McFarland Jr. | 3 | 73 | 24.3 | 25 | | | | | |
| TEAM | 32 | 722 | 22.6 | 40 | | | | | |
| OPONENTS | | | | | | | | | |
| | 34 | 827 | 24.3 | 75 | | | | | |

2-Pt Conv: D. Johnson 1, P. Freiermuth 1, **TM** 2-5, **OPP** 0-2

| ATT | TD | TD% | INT | INT% | LONG | SACK | LOST | RATING |
|-----|----|-----|-----|------|------|------|------|--------|
| 7 | 19 | 4.0 | 7 | 1.5 | 59 | 33.0 | 195 | 91.4 |
| 8 | 1 | 2.0 | 1 | 2.0 | 36 | 0.0 | 0 | 70.6 |
| 0 | 0 | 0.0 | 0 | 0.0 | 0 | 0.0 | 0 | 39.6 |
| 5 | 20 | 3.8 | 8 | 1.5 | 59 | 33 | 195 | 89.3 |
| 3 | 19 | 4.1 | 9 | 1.9 | 62 | 41 | 262 | 92.2 |

| 2021 REGULAR SEASON PITTSBURGH STEELERS DEFENSIVE STATS (THROUGH WEEK 15) | | | | | | | | | | | |
|--|----------------|------|------|-------|-----|------------|----|----|----|-----------|----|
| POS. | PLAYER | TKL. | AST. | TOTAL | TFL | SACKS/YDS. | PR | FR | FF | INT./YDS. | PD |
| S | M. Fitzpatrick | 71 | 31 | 102 | 1 | 0.0/0.0 | 0 | 1 | 1 | 2/18 | 4 |
| LB | J. Schobert | 62 | 36 | 98 | 1 | 0.0/0.0 | 1 | 0 | 1 | 1/23 | 6 |
| S | T. Edmunds | 57 | 19 | 76 | 8 | 1.0/13.0 | 1 | 0 | 0 | 1/15 | 3 |
| DT | C. Heyward | 41 | 32 | 73 | 11 | 7.0/48.5 | 13 | 1 | 1 | 1/0 | 7 |
| LB | D. Bush | 39 | 27 | 66 | 2 | 2.0/18.0 | 4 | 1 | 1 | 0/0 | 4 |
| LB | A. Highsmith | 34 | 24 | 58 | 12 | 3.0/21.5 | 11 | 0 | 0 | 0/0 | 0 |
| LB | T. Watt | 39 | 14 | 53 | 17 | 17.5/83.5 | 30 | 3 | 4 | 0/0 | 4 |
| CB | C. Sutton | 38 | 7 | 45 | 4 | 0.0/0.0 | 0 | 0 | 1 | 1/4 | 5 |
| DL | C. Wormley | 26 | 18 | 44 | 5 | 6.0/51.5 | 9 | 0 | 1 | 0/0 | 2 |
| CB | A. Maulet | 30 | 8 | 38 | 4 | 0.0/0.0 | 1 | 0 | 1 | 0/0 | 1 |
| CB | J. Pierre | 34 | 3 | 37 | 0 | 0.0/0.0 | 0 | 0 | 1 | 1/0 | 4 |
| DB | T. Norwood | 27 | 4 | 31 | 2 | 0.0/0.0 | 0 | 0 | 0 | 0/0 | 3 |
| CB | J. Haden | 17 | 9 | 26 | 0 | 0.0/0.0 | 0 | 1 | 1 | 0/0 | 5 |
| LB | R. Spillane | 11 | 9 | 20 | 1 | 0.0/0.0 | 0 | 0 | 0 | 0/0 | 0 |
| DE | T. Charlton | 7 | 10 | 17 | 0 | 0.5/2.0 | 2 | 0 | 0 | 0/0 | 1 |
| DE | I. Buggs | 5 | 12 | 17 | 2 | 0.0/0.0 | 0 | 0 | 0 | 0/0 | 1 |
| DE | I. Loudermilk | 12 | 3 | 15 | 0 | 1.0/0.0 | 0 | 0 | 0 | 0/0 | 2 |
| CB | A. Witherspoon | 14 | 0 | 14 | 1 | 0.0/0.0 | 0 | 0 | 0 | 2/45 | 5 |
| OLB | D. Tuszka | 5 | 8 | 13 | 0 | 1.0/8.0 | 1 | 0 | 1 | 0/0 | 0 |
| DE | H. Mondeaux | 4 | 8 | 12 | 1 | 1.0/8.0 | 1 | 0 | 0 | 0/0 | 0 |
| LB | M. Ingram III | 5 | 5 | 10 | 2 | 1.0/8.0 | 6 | 0 | 0 | 0/0 | 1 |
| DE | T. Alualu | 2 | 3 | 5 | 0 | 0.0/0.0 | 1 | 0 | 0 | 0/0 | 0 |
| S | M. Killebrew | 4 | 0 | 4 | 1 | 0.0/0.0 | 0 | 0 | 0 | 0/0 | 0 |
| CB | J. Layne | 3 | 1 | 4 | 0 | 0.0/0.0 | 0 | 0 | 0 | 0/0 | 0 |
| DT | M. Adams Sr. | 2 | 2 | 4 | 1 | 0.0/0.0 | 2 | 0 | 0 | 0/0 | 1 |
| DT | C. Davis | 2 | 0 | 2 | 0 | 0.0/0.0 | 0 | 0 | 0 | 0/0 | 0 |
| LB | M. Allen | 1 | 1 | 2 | 0 | 0.0/0.0 | 0 | 0 | 0 | 0/0 | 0 |
| S | K. Joseph | 1 | 1 | 2 | 0 | 0.0/0.0 | 0 | 0 | 0 | 0/0 | 1 |
| DL | D. Archibong | 0 | 2 | 2 | 0 | 0.0/0.0 | 0 | 0 | 0 | 0/0 | 0 |
| OLB | J. Jones | 1 | 0 | 1 | 0 | 0.0/0.0 | 1 | 0 | 0 | 0/0 | 0 |
| STEELERS TOTALS | | 594 | 297 | 891 | 76 | 40.0/260.0 | 84 | 7 | 14 | 9/105 | 60 |
| OPP. TOTALS | | 561 | 305 | 866 | 57 | 32.0/192.0 | 65 | 6 | 9 | 8/132 | 66 |

Ast.=Assist, TFL=Tackle for a Loss, PR=Pressures, Int.=Interception, FR=Fumble Recovery, FF=Forced Fumble, PD=Pass Defense

| 2021 STEELERS SPECIAL TEAMS | | | |
|-----------------------------|----------------------|------|------------|
| POS. | PLAYER | TKL. | AST. COMB. |
| FB | Watt, Derek | 9 | 2 11 |
| CB | Layne, Justin | 8 | 2 10 |
| LB | Spillane, Robert | 5 | 5 10 |
| CB | Pierre, James | 4 | 6 10 |
| ILB | Gilbert III, Ulysees | 4 | 3 7 |
| S | Killebrew, Miles | 4 | 3 7 |
| RB | Snell Jr., Benny | 3 | 2 5 |
| WR | White, Cody | 2 | 2 4 |
| LB | Allen, Marcus | 2 | 0 2 |
| LB | Johnson, Buddy | 2 | 0 2 |
| OLB | Jones, Jamir | 2 | 0 2 |
| LB | Kuntz, Christian | 2 | 0 2 |
| DB | Norwood, Tre | 1 | 1 2 |
| P | Harvin III, Pressley | 1 | 0 1 |
| CB | Maulet, Arthur | 1 | 0 1 |
| OLB | Tuszka, Derrek | 1 | 0 1 |
| TOTALS | | 51 | 26 77 |

| DEFENSIVE STATS BY RANK | | | | | | | | | |
|-------------------------|------|----------------|-----|------------------|-----|-----------------|-----|---------------|-----|
| SACKS | | INTERCEPTIONS | | TACKLES FOR LOSS | | PASSES DEFENSED | | PRESSURES | |
| PLAYER | NO. | PLAYER | NO. | PLAYER | NO. | PLAYER | NO. | PLAYER | NO. |
| T. Watt | 17.5 | M. Fitzpatrick | 2 | T. Watt | 17 | C. Heyward | 7 | T. Watt | 30 |
| C. Heyward | 7.0 | A. Witherspoon | 2 | A. Highsmith | 12 | J. Schobert | 6 | C. Heyward | 13 |
| C. Wormley | 6.0 | T. Edmunds | 1 | C. Heyward | 11 | J. Haden | 5 | A. Highsmith | 11 |
| A. Highsmith | 3.0 | C. Heyward | 1 | T. Edmunds | 8 | C. Sutton | 5 | C. Wormley | 9 |
| D. Bush | 2.0 | J. Pierre | 1 | C. Wormley | 5 | A. Witherspoon | 5 | M. Ingram III | 6 |
| T. Edmunds | 1.0 | J. Schobert | 1 | A. Maulet | 4 | D. Bush | 4 | D. Bush | 4 |
| M. Ingram III | 1.0 | C. Sutton | 1 | C. Sutton | 4 | M. Fitzpatrick | 4 | M. Adams Sr. | 2 |
| I. Loudermilk | 1.0 | | | I. Buggs | 2 | J. Pierre | 4 | T. Charlton | 2 |
| H. Mondeaux | 1.0 | | | D. Bush | 2 | T. Watt | 4 | T. Alualu | 1 |
| D. Tuszka | 1.0 | | | M. Ingram III | 2 | T. Edmunds | 3 | T. Edmunds | 1 |
| T. Charlton | 0.5 | | | T. Norwood | 2 | T. Norwood | 3 | J. Jones | 1 |
| | | | | M. Adams Sr. | 1 | I. Loudermilk | 2 | A. Maulet | 1 |
| | | | | M. Fitzpatrick | 1 | C. Wormley | 2 | H. Mondeaux | 1 |
| | | | | M. Killebrew | 1 | M. Adams Sr. | 1 | J. Schobert | 1 |
| | | | | H. Mondeaux | 1 | I. Buggs | 1 | D. Tuszka | 1 |
| | | | | J. Schobert | 1 | T. Charlton | 1 | | |
| | | | | R. Spillane | 1 | M. Ingram III | 1 | | |
| | | | | A. Witherspoon | 1 | K. Joseph | 1 | | |
| | | | | | | A. Maulet | 1 | | |

| (AS OF DEC 21, 2021, 4:16 AM PST) | | | | | | 2021 : REGULAR SEASON | | |
|-----------------------------------|---------|------|---------|-------------|------------|-----------------------|----------|-----------|
| PLAYER | TACKLES | SOLO | ASSISTS | FOR FUMBLES | FUMBLE REC | BLKD FG | BLKD PAT | BLKD PUNT |
| Derek Watt | 11 | 9 | 2 | 0 | 0 | 0 | 0 | 0 |
| Justin Layne | 10 | 8 | 2 | 0 | 1 | 0 | 0 | 0 |
| James Pierre | 10 | 4 | 6 | 2 | 0 | 0 | 0 | 0 |
| Robert Spillane | 10 | 5 | 5 | 0 | 0 | 0 | 0 | 0 |
| Ulysees Gilbert III | 7 | 4 | 3 | 0 | 0 | 0 | 0 | 0 |
| Miles Killebrew | 7 | 4 | 3 | 0 | 0 | 0 | 0 | 2 |
| Benny Snell Jr. | 5 | 3 | 2 | 0 | 0 | 0 | 0 | 0 |
| Cody White | 4 | 2 | 2 | 0 | 0 | 0 | 0 | 0 |
| Marcus Allen | 2 | 2 | 0 | 0 | 0 | 0 | 0 | 0 |
| Buddy Johnson | 2 | 2 | 0 | 0 | 0 | 0 | 0 | 0 |
| Jamir Jones | 2 | 2 | 0 | 0 | 0 | 0 | 0 | 0 |
| Christian Kuntz | 2 | 2 | 0 | 0 | 0 | 0 | 0 | 0 |
| Tre Norwood | 2 | 1 | 1 | 0 | 0 | 0 | 0 | 0 |
| Pressley Harvin III | 1 | 1 | 0 | 0 | 0 | 0 | 0 | 0 |
| Arthur Maulet | 1 | 1 | 0 | 0 | 0 | 0 | 0 | 0 |
| Derrek Tuszka | 1 | 1 | 0 | 0 | 0 | 0 | 0 | 0 |
| Chris Boswell | 0 | 0 | 0 | 0 | 1 | 0 | 0 | 0 |
| 2021 TOTALS | 77 | 51 | 26 | 2 | 2 | 0 | 0 | 2 |

| 2021 REGULAR SEASON | | | | | | | | | | | | | | | |
|---------------------|------------------|-------------------|---------------------|--------------|----------|-----------|-------------|---------------|-----------|-------------------|-------------|---------------|-----------|---------|----|
| OFFENSE | | | | | | | | | | | | | | | |
| DATE | OPPONENT | WR | LT | LG | C | RG | RT | TE | RB | QB | WR | WR | TE | FB | |
| 9/12 | at Buffalo | J. Smith-Schuster | <u>D. Moore Jr.</u> | K. Dotson | K. Green | T. Turner | C. Okorafor | P. Freiermuth | N. Harris | B. Roethlisberger | D. Johnson | -- | E. Ebron | -- | -- |
| 9/19 | Las Vegas | J. Smith-Schuster | <u>D. Moore Jr.</u> | K. Dotson | K. Green | T. Turner | C. Okorafor | P. Freiermuth | N. Harris | B. Roethlisberger | D. Johnson | C. Claypool | -- | -- | -- |
| 9/26 | Cincinnati | J. Smith-Schuster | <u>D. Moore Jr.</u> | K. Dotson | K. Green | T. Turner | C. Okorafor | Z. Gentry | N. Harris | B. Roethlisberger | C. Claypool | J. Washington | -- | -- | -- |
| 10/3 | at Green Bay | J. Smith-Schuster | <u>D. Moore Jr.</u> | K. Dotson | K. Green | T. Turner | J. Haeg | P. Freiermuth | N. Harris | B. Roethlisberger | D. Johnson | -- | E. Ebron | -- | -- |
| 10/10 | Denver | J. Smith-Schuster | <u>D. Moore Jr.</u> | K. Dotson | K. Green | T. Turner | C. Okorafor | Z. Gentry | N. Harris | B. Roethlisberger | D. Johnson | C. Claypool | -- | -- | -- |
| 10/17 | Seattle | -- | <u>D. Moore Jr.</u> | K. Dotson | K. Green | T. Turner | C. Okorafor | Z. Gentry | N. Harris | B. Roethlisberger | D. Johnson | C. Claypool | -- | D. Watt | -- |
| 10/31 | at Cleveland | R. McCloud | <u>D. Moore Jr.</u> | K. Dotson | K. Green | T. Turner | C. Okorafor | Z. Gentry | N. Harris | B. Roethlisberger | D. Johnson | C. Claypool | -- | -- | -- |
| 11/8 | Chicago | -- | <u>D. Moore Jr.</u> | K. Dotson | K. Green | T. Turner | C. Okorafor | P. Freiermuth | N. Harris | B. Roethlisberger | -- | C. Claypool | Z. Gentry | D. Watt | -- |
| 11/14 | Detroit | R. McCloud | <u>D. Moore Jr.</u> | K. Dotson | K. Green | T. Turner | C. Okorafor | P. Freiermuth | N. Harris | M. Rudolph | D. Johnson | J. Washington | -- | -- | -- |
| 11/21 | at L.A. Chargers | -- | <u>D. Moore Jr.</u> | J. Hassenaue | K. Green | T. Turner | C. Okorafor | P. Freiermuth | N. Harris | B. Roethlisberger | D. Johnson | C. Claypool | E. Ebron | -- | -- |
| 11/28 | at Cincinnati | -- | <u>D. Moore Jr.</u> | B. Finney | K. Green | T. Turner | C. Okorafor | P. Freiermuth | N. Harris | B. Roethlisberger | D. Johnson | C. Claypool | Z. Gentry | D. Watt | -- |
| 12/5 | Baltimore | D. Johnson | <u>D. Moore Jr.</u> | B. Finney | K. Green | T. Turner | C. Okorafor | P. Freiermuth | N. Harris | B. Roethlisberger | -- | -- | Z. Gentry | D. Watt | -- |
| 12/9 | at Minnesota | R. McCloud | <u>D. Moore Jr.</u> | J. Leglue | K. Green | T. Turner | C. Okorafor | Z. Gentry | N. Harris | B. Roethlisberger | D. Johnson | C. Claypool | -- | -- | -- |
| 12/19 | Tennessee | D. Johnson | <u>D. Moore Jr.</u> | J. Leglue | K. Green | T. Turner | C. Okorafor | P. Freiermuth | N. Harris | B. Roethlisberger | -- | C. Claypool | Z. Gentry | -- | -- |
| 12/26 | at Kansas City | -- | -- | -- | -- | -- | -- | -- | -- | -- | -- | -- | -- | -- | -- |
| 1/3 | Cleveland | -- | -- | -- | -- | -- | -- | -- | -- | -- | -- | -- | -- | -- | -- |
| 1/9 | at Baltimore | -- | -- | -- | -- | -- | -- | -- | -- | -- | -- | -- | -- | -- | -- |

| 2021 REGULAR SEASON | | | | | | | | | | | | | | | |
|---------------------|------------------|------------|--------------|------------|-------------|-------------|-------------|---------------|----------------|-------------------|------------|-----------|-------------------|----|----|
| DEFENSE | | | | | | | | | | | | | | | |
| DATE | OPPONENT | DT | NT | DL | LOLB | LILB | RILB | ROLB | LCB | FS | SS | RCB | NICKEL | | |
| 9/12 | at Buffalo | C. Heyward | T. Alualu | -- | T. Watt | D. Bush | J. Schobert | A. Highsmith | J. Haden | M. Fitzpatrick | T. Edmunds | C. Sutton | <u>T. Norwood</u> | -- | -- |
| 9/19 | Las Vegas | C. Heyward | T. Alualu | C. Wormley | T. Watt | R. Spillane | J. Schobert | A. Highsmith | J. Pierre | M. Fitzpatrick | T. Edmunds | C. Sutton | -- | -- | -- |
| 9/26 | Cincinnati | C. Heyward | I. Buggs | C. Wormley | J. Jones | D. Bush | J. Schobert | M. Ingram III | J. Haden | M. Fitzpatrick | T. Edmunds | C. Sutton | -- | -- | -- |
| 10/3 | at Green Bay | C. Heyward | I. Buggs | C. Wormley | T. Watt | D. Bush | J. Schobert | A. Highsmith | J. Haden | M. Fitzpatrick | T. Edmunds | C. Sutton | -- | -- | -- |
| 10/10 | Denver | C. Heyward | -- | C. Wormley | T. Watt | D. Bush | J. Schobert | A. Highsmith | J. Haden | M. Fitzpatrick | T. Edmunds | J. Pierre | A. Maullet | -- | -- |
| 10/17 | Seattle | C. Heyward | I. Buggs | C. Wormley | T. Watt | D. Bush | J. Schobert | A. Highsmith | J. Haden | M. Fitzpatrick | T. Edmunds | C. Sutton | -- | -- | -- |
| 10/31 | at Cleveland | C. Heyward | I. Buggs | C. Wormley | T. Watt | D. Bush | J. Schobert | A. Highsmith | J. Haden | M. Fitzpatrick | T. Edmunds | C. Sutton | -- | -- | -- |
| 11/8 | Chicago | C. Heyward | I. Buggs | C. Wormley | T. Watt | D. Bush | J. Schobert | A. Highsmith | J. Haden | M. Fitzpatrick | T. Edmunds | C. Sutton | -- | -- | -- |
| 11/14 | Detroit | C. Heyward | -- | C. Wormley | T. Watt | D. Bush | J. Schobert | A. Highsmith | J. Haden | M. Fitzpatrick | T. Edmunds | C. Sutton | <u>T. Norwood</u> | -- | -- |
| 11/21 | at L.A. Chargers | C. Heyward | I. Buggs | C. Wormley | T. Charlton | D. Bush | J. Schobert | A. Highsmith | J. Pierre | <u>T. Norwood</u> | T. Edmunds | C. Sutton | -- | -- | -- |
| 11/28 | at Cincinnati | C. Heyward | H. Mondeaux | C. Wormley | T. Watt | D. Bush | J. Schobert | A. Highsmith | J. Pierre | M. Fitzpatrick | T. Edmunds | C. Sutton | -- | -- | -- |
| 12/5 | Baltimore | C. Heyward | M. Adams Sr. | C. Wormley | T. Watt | D. Bush | J. Schobert | A. Highsmith | A. Witherspoon | M. Fitzpatrick | T. Edmunds | C. Sutton | -- | -- | -- |
| 12/9 | at Minnesota | C. Heyward | M. Adams Sr. | C. Wormley | T. Watt | D. Bush | J. Schobert | A. Highsmith | A. Witherspoon | M. Fitzpatrick | T. Edmunds | C. Sutton | -- | -- | -- |
| 12/19 | Tennessee | C. Heyward | H. Mondeaux | C. Wormley | T. Watt | D. Bush | J. Schobert | A. Highsmith | J. Haden | M. Fitzpatrick | T. Edmunds | C. Sutton | -- | -- | -- |
| 12/26 | at Kansas City | -- | -- | -- | -- | -- | -- | -- | -- | -- | -- | -- | -- | -- | -- |
| 1/3 | Cleveland | -- | -- | -- | -- | -- | -- | -- | -- | -- | -- | -- | -- | -- | -- |
| 1/9 | at Baltimore | -- | -- | -- | -- | -- | -- | -- | -- | -- | -- | -- | -- | -- | -- |

Rookies underlined.

| 2021 REGULAR SEASON PITTSBURGH STEELERS PLAYER PARTICIPATION | | | | | | | | | | | | | | | | | | | | | |
|--|-------|--------|------|------|-------|-------|-------|------|-------|--------|-------|-------|-------|--------|-------|-----|-------|--------|--------|-----|----|
| | @ BUF | LV | CIN | @ GB | DEN | SEA | @ CLE | CHI | DET | @ LAC | @ CIN | BAL | @ MIN | TEN | @ KC | CLE | @ BAL | | | | |
| PLAYERS | 9/12 | 9/19 | 9/26 | 10/3 | 10/10 | 10/17 | 10/31 | 11/8 | 11/14 | 11/21 | 11/28 | 12/5 | 12/9 | 12/19 | 12/26 | 1/3 | 1/9 | GP | GS | DNP | IN |
| Montrevious Adams Sr. | A | A | A | A | A | A | A | A | A | A | A | DE | P | R/C19 | - | - | - | 2/52 | 1/5 | 0 | 0 |
| Marcus Allen | P | P | P | P | P | P | P | P | P | P | P | P | P | P | - | - | - | 14/31 | 0/2 | 0 | 0 |
| Tyson Alualu | NT | NT | IR | IR | IR | IR | IR | IR | IR | IR | IR | IR | IR | IR | - | - | - | 2/174 | 2/111 | 0 | 0 |
| Daniel Archibong | PS | PS | PS | PS | PS | PS | PS | PS | PS | P | PS | PS | PS | PS | - | - | - | 2/2 | 0/0 | 0 | 0 |
| Kalen Ballage | P | P | P | P | P | P | P | P | P | P | P | P | P | P | - | - | - | 14/48 | 0/8 | 0 | 0 |
| Zach Banner | IR | IR | IR | IR | IR | SI | SI | SI | P | P | P | P | P | P | - | - | - | 6/29 | 0/2 | 0 | 3 |
| Chris Boswell | P | P | P | P | P | P | P | P | P | P | P | P | P | P | - | - | - | 14/101 | 0/0 | 0 | 0 |
| Isaiah Buggs | P | P | NT | NT | P | NT | NT | NT | P | NT | SI | SI | SI | SI | - | - | - | 10/29 | 6/7 | 0 | 4 |
| Devin Bush | LILB | SI | LILB | LILB | LILB | LILB | LILB | LILB | LILB | LILB | LILB | LILB | LILB | LILB | - | - | - | 13/34 | 13/33 | 0 | 1 |
| Rico Bussey | PSI | PSI | PSI | PSI | PSI | PSI | PSI | PSI | PSI | PSI | PSI | PSI | PSI | PSI | - | - | - | 0/0 | 0/0 | 0 | 0 |
| Taco Charlton | NOT | NOT | PS | PS | PS | PS | P | P | P | LOLB | LOLB | P | P | P | - | - | - | 8/52 | 2/14 | 0 | 0 |
| Demarcus Christmas | IR | IR | IR | IR | IR | IR | IR | IR | IR | IR | IR | IR | IR | IR | - | - | - | 0/0 | 0/0 | 0 | 0 |
| Chase Claypool | P | WR | WR | SI | WR | WR | WR | WR | SI | WR | WR | P | WR | WR | - | - | - | 12/28 | 10/16 | 0 | 2 |
| Carlos Davis | P | SI | SI | SI | SI | SI | IR | IR | IR | IR | IR | SI | SI | P | - | - | - | 2/9 | 0/0 | 0 | 7 |
| Joshua Dobbs | IR | IR | IR | IR | IR | IR | IR | IR | IR | IR | IR | IR | IR | IR | - | - | - | 0/6 | 0/0 | 0 | 0 |
| Kevin Dotson | LG | LG | LG | LG | LG | LG | LG | LG | LG | Active | IR | IR | IR | IR | - | - | - | 9/22 | 9/13 | 0 | 0 |
| Eric Ebron | TE | P | P | TE | P | P | SI | SI | P | TE | IR | IR | IR | IR | - | - | - | 8/106 | 3/59 | 0 | 2 |
| Terrell Edmunds | SS | SS | SS | SS | SS | SS | SS | SS | SS | SS | SS | SS | SS | SS | - | - | - | 14/61 | 14/57 | 0 | 0 |
| Trey Edmunds | PS | PS | PS | PS | PS | PS | PS | PS | PS | PS | PS | PS | PS | PS | - | - | - | 0/35 | 0/0 | 0 | 0 |
| B.J. Finney | X | P | P | P | X | P | X | X | SI | P | RG | LG | SI | IR | - | - | - | 7/72 | 2/15 | 4 | 2 |
| Minkah Fitzpatrick | FS | FS | FS | FS | FS | FS | FS | FS | FS | R/C19 | FS | FS | FS | FS | - | - | - | 13/61 | 13/56 | 0 | 0 |
| Pat Freiermuth | TE | TE | P | TE | P | P | TE | TE | TE | TE | TE | TE | P | TE | - | - | - | 14/14 | 9/9 | 0 | 0 |
| Zach Gentry | P | P | TE | P | TE | TE | TE | TE | P | P | TE | TE | TE | TE | - | - | - | 14/20 | 9/10 | 0 | 0 |
| Ulysees Gilbert III | P | P | P | P | P | P | P | P | P | P | P | P | P | P | - | - | - | 14/25 | 0/0 | 0 | 0 |
| Chaz Green | PS | PS | PS | P | PS | PS | PS | PS | PS | PS | PS | P | X | PS | - | - | - | 2/39 | 0/8 | 1 | 0 |
| Kendrick Green | C | C | C | C | C | C | C | C | C | C | C | C | C | C | - | - | - | 14/14 | 14/14 | 0 | 0 |
| Joe Haden | LCB | SI | LCB | LCB | LCB | LCB | LCB | LCB | LCB | SI | SI | SI | SI | LCB | - | - | - | 9/155 | 9/146 | 0 | 5 |
| Joe Haeg | P | P | P | LT | P | P | X | X | P | P | X | R/C19 | R/C19 | P | - | - | - | 9/76 | 1/39 | 3 | 0 |
| Najee Harris | RB | RB | RB | RB | RB | RB | RB | RB | RB | RB | RB | RB | RB | RB | - | - | - | 14/14 | 14/14 | 0 | 0 |
| Pressley Harvin III | P | P | P | P | P | P | P | P | P | P | P | P | P | P | - | - | - | 14/14 | 0/0 | 0 | 0 |
| Dwayne Haskins | SI | SI | SI | SI | SI | SI | SI | SI | X | SI | SI | SI | SI | SI | - | - | - | 0/16 | 0/13 | 1 | 13 |
| J.C. Hassenauer | P | P | P | P | P | P | P | P | P | C | IR | IR | IR | IR | - | - | - | 10/25 | 1/5 | 0 | 0 |
| Cameron Heyward | DT | DT | DT | DT | DT | DT | DT | DT | DT | DT | DT | DT | DT | DT | - | - | - | 14/163 | 14/128 | 0 | 0 |
| Alex Highsmith | ROLB | ROLB | SI | ROLB | ROLB | ROLB | ROLB | ROLB | ROLB | ROLB | ROLB | ROLB | ROLB | ROLB | - | - | - | 13/29 | 13/18 | 0 | 1 |
| Buddy Johnson | P | P | X | SI | SI | SI | SI | SI | SI | SI | SI | P | P | SI | - | - | - | 4/4 | 0/0 | 1 | 9 |
| Diontae Johnson | WR | WR | SI | WR | WR | WR | WR | P | WR | WR | WR | WR | WR | WR | - | - | - | 13/44 | 12/37 | 0 | 1 |
| Karl Joseph | PS | PS | PS | PS | P | PS | PS | PS | PS | P | PS | PS | PS | PS | - | - | - | 2/65 | 0/49 | 0 | 0 |
| Miles Killebrew | P | P | P | P | P | P | P | P | P | P | P | P | P | P | - | - | - | 14/92 | 0/4 | 0 | 0 |
| Christian Kuntz | P | P | P | P | P | P | P | P | P | P | P | P | P | P | - | - | - | 14/14 | 0/0 | 0 | 0 |
| Justin Layne | P | P | P | P | P | P | P | P | P | P | P | P | P | P | - | - | - | 14/40 | 0/0 | 0 | 0 |
| John Legue | PS | PS | PS | PS | PS | PS | PS | PS | PS | PS | X | P | LG | LG | - | - | - | 3/3 | 2/2 | 1 | 0 |
| Isaiah Loudermilk | SI | P | P | P | P | P | P | P | P | SI | P | P | P | P | - | - | - | 12/12 | 0/0 | 0 | 2 |
| Arthur Maulet | P | P | P | P | RCB | P | P | P | P | P | P | P | P | P | - | - | - | 14/48 | 1/13 | 0 | 0 |
| Ray-Ray McCloud | P | P | P | P | P | P | WR | P | WR | P | R/C19 | P | WR | P | - | - | - | 13/45 | 3/6 | 0 | 0 |
| Anthony McFarland Jr. | IR | IR | IR | IR | IR | IRD | P | SI | SI | P | SI | P | SI | SI | - | - | - | 2/13 | 0/0 | 0 | 6 |
| Henry Mondeaux | PS | Active | P | P | P | P | P | P | P | P | NT | P | P | NT | - | - | - | 12/23 | 2/2 | 0 | 0 |
| Dan Moore Jr. | LT | LT | LT | LT | LT | LT | LT | LT | LT | LT | LT | LT | LT | LT | - | - | - | 14/14 | 14/14 | 0 | 0 |
| Tre Norwood | FS | P | P | P | P | P | P | P | FS | FS | P | P | P | P | - | - | - | 14/14 | 3/3 | 0 | 0 |
| Chukwuma Okorafor | RT | RT | RT | SI | RT | RT | RT | RT | RT | RT | RT | RT | RT | RT | - | - | - | 13/43 | 13/32 | 0 | 1 |
| James Pierre | P | RCB | P | P | RCB | P | P | P | P | P | RCB | RCB | P | P | - | - | - | 14/30 | 4/4 | 0 | 0 |
| Malcolm Pridgeon | PS | PS | PS | PS | PS | PS | PS | PS | PS | PS | PS | PS | PS | PS | - | - | - | 0/0 | 0/0 | 0 | 0 |
| Kevin Rader | PS | PS | PS | PS | PS | PS | PS | P | PS | PS | SI | P | P | SI | - | - | - | 3/4 | 0/1 | 0 | 2 |
| Ben Roethlisberger | QB | QB | QB | QB | QB | QB | QB | QB | QB | R/C19 | QB | QB | QB | QB | - | - | - | 13/246 | 13/244 | 0 | 0 |
| Mason Rudolph | X | X | X | X | X | X | X | X | X | QB | X | X | X | X | - | - | - | 1/16 | 1/10 | 13 | 0 |
| Joe Schobert | RILB | RILB | RILB | RILB | RILB | RILB | RILB | RILB | RILB | RILB | RILB | RILB | RILB | RILB | - | - | - | 14/91 | 14/79 | 0 | 0 |
| Delontae Scott | PS | PS | PS | PS | PS | PS | PS | PS | PS | P | PS | PS | PS | PS | - | - | - | 1/1 | 0/0 | 0 | 0 |
| John Simon | A | A | A | A | A | A | A | A | A | A | A | A | A | Active | - | - | - | 0/16 | 0/0 | 0 | 0 |
| John Simon | A | A | A | A | A | A | A | A | A | A | A | A | A | PS | - | - | - | 0/99 | 0/52 | 0 | 0 |
| Steven Sims | PS | PS | PS | PS | PS | PS | PS | PS | P | PS | PS | PS | PS | PS | - | - | - | 1/29 | 0/4 | 0 | 0 |
| JuJu Smith-Schuster | WR | WR | WR | WR | WR | IR | IR | IR | IR | IR | IR | IR | IR | IR | - | - | - | 5/63 | 5/51 | 0 | 0 |
| Benny Snell Jr. | P | P | P | P | P | P | P | P | P | P | P | P | P | P | - | - | - | 14/43 | 0/5 | 0 | 0 |
| Robert Spillane | SI | RILB | P | P | P | P | P | P | P | P | P | R/C19 | SI | P | - | - | - | 11/33 | 1/8 | 0 | 2 |
| Donovan Stiner | PS | PS | PS | PS | PS | PS | PS | PS | PS | PS | PS | PS | PS | PS | - | - | - | 0/0 | 0/0 | 0 | 0 |
| Cameron Sutton | RCB | RCB | RCB | RCB | SI | RCB | RCB | RCB | RCB | RCB | RCB | RCB | RCB | RCB | - | - | - | 13/65 | 13/21 | 0 | 1 |
| Stephon Tuitt | IR | IR | IR | IR | IR | IR | IR | IR | IR | IR | IR | IR | IR | IR | - | - | - | 0/91 | 0/79 | 0 | 0 |
| Trai Turner | RG | RG | RG | RG | RG | RG | RG | RG | RG | RG | RG | RG | RG | RG | - | - | - | 14/107 | 14/103 | 0 | 0 |
| Derrek Tuszka | PS | PS | P | P | P | P | P | P | P | P | P | P | P | P | - | - | - | 12/21 | 0/0 | 0 | 0 |
| Tyler Vaughns | PS | PS | PS | PS | PS | PS | PS | PS | PS | PS | PS | PS | PS | PS | - | - | - | 0/0 | 0/0 | 0 | 0 |
| James Washington | P | P | WR | P | SI | P | P | P | WR | P | P | P | P | P | - | - | - | 13/58 | 2/25 | 0 | 1 |
| Derek Watt | P | P | P | P | P | P | FB | P | FB | P | P | P | P | P | - | - | - | 14/90 | 3/16 | 0 | 0 |
| T.J. Watt | LOLB | LOLB | SI | LOLB | LOLB | LOLB | LOLB | LOLB | LOLB | SI | LOLB | LOLB | LOLB | LOLB | - | - | - | 12/74 | 12/74 | 0 | 2 |
| Cody White | PS | PS | P | P | P | P | P | P | P | P | P | P | P | P | - | - | - | 12/12 | 0/0 | 0 | 0 |
| Vince Williams | RET | RET | RET | RET | RET | RET | RET | RET | RET | RET | RET | RET | RET | RET | - | - | - | 0/121 | 0/69 | 0 | 0 |
| Ankello Witherspoon | SI | P | SI | SI | SI | SI | SI | SI | SI | P | P | P | P | P | - | - | - | 6/53 | 1/34 | 0 | 8 |
| Chris Wormley | P | DE | DE | DE | DE | DE | DE | DE | DE | DE | DE | DE | DE | DE | - | - | - | 14/66 | 13/29 | 0 | 0 |

LEGEND:
CAPS=Starter, P=Player was a substitution, X=Did Not Play (Non-Injury), SI=On Inactive List, NOT=Not on Roster, PSI=Practice Squad Injured, IR=Injured Reserve, R/C19=Reserve/COVID-19, PS=Practice Squad, IRD=Injured Reserve - Designated For Return, NOTT=Not on any Team, RET=Reserve/Retired, ~With Other Team

| INDIVIDUAL SINGLE-GAME HIGHS | | | OPPONENT | DATE |
|------------------------------|------|---------------------|--------------|-------|
| RUSHING | | | | |
| Rushing Yards | 122 | Najee Harris | vs. Broncos | 10/10 |
| Rushing Attempts | 26 | Najee Harris | vs. Lions | 11/14 |
| | | Najee Harris | at Browns | 10/31 |
| Rushing Average | 5.3 | Najee Harris | vs. Broncos | 10/10 |
| Rushing Touchdowns | 1 | Ben Roethlisberger | vs. Titans | 12/19 |
| | | Najee Harris | at Vikings | 12/09 |
| | | Najee Harris | at Chargers | 11/21 |
| | | Najee Harris | vs. Bears | 11/08 |
| | | Najee Harris | at Browns | 10/31 |
| | | Eric Ebron | vs. Seahawks | 10/17 |
| | | Najee Harris | vs. Broncos | 10/10 |
| | | Najee Harris | at Packers | 10/03 |
| | | JuJu Smith-Schuster | vs. Raiders | 09/19 |
| RECEIVING | | | | |
| Pass Receptions | 14 | Najee Harris | vs. Bengals | 09/26 |
| Receiving Yards | 130 | Chase Claypool | vs. Broncos | 10/10 |
| Touchdown Receptions | 2 | Diontae Johnson | vs. Ravens | 12/05 |
| | | Pat Freiermuth | vs. Bears | 11/08 |
| PASSING | | | | |
| Passes Attempted | 58 | Ben Roethlisberger | vs. Bengals | 09/26 |
| Passes Completed | 38 | Ben Roethlisberger | vs. Bengals | 09/26 |
| Completion Percentage | 72.5 | Ben Roethlisberger | vs. Seahawks | 10/17 |
| Passing Yards | 318 | Ben Roethlisberger | vs. Bengals | 09/26 |
| Yards Per Attempt | 10.1 | Ben Roethlisberger | vs. Broncos | 10/10 |
| Touchdown Passes | 3 | Ben Roethlisberger | at Vikings | 12/09 |
| | | Ben Roethlisberger | at Chargers | 11/21 |
| Interceptions Thrown | 2 | Ben Roethlisberger | at Bengals | 11/28 |
| | | Ben Roethlisberger | vs. Bengals | 09/26 |
| PUNT RETURNS | | | | |
| Punt Returns | 6 | Ray-Ray McCloud | vs. Lions | 11/14 |
| Punt Return Yards | 54 | Ray-Ray McCloud | vs. Lions | 11/14 |
| KICKOFF RETURNS | | | | |
| Kickoff Returns | 4 | Ray-Ray McCloud | vs. Raiders | 09/19 |
| Kickoff Return Yards | 99 | Ray-Ray McCloud | at Packers | 10/03 |
| PUNTS | | | | |
| Punts | 7 | Pressley Harvin III | vs. Seahawks | 10/17 |
| Punts Inside the 20 | 4 | Pressley Harvin III | vs. Seahawks | 10/17 |
| Punting Average | 59.5 | Pressley Harvin III | vs. Broncos | 10/10 |
| INTERCEPTIONS | | | | |
| Interceptions Made | 2 | Ahkello Witherspoon | at Vikings | 12/09 |
| INT Return Yards | 45 | Ahkello Witherspoon | at Vikings | 12/09 |
| TACKLES | | | | |
| Tackles | 14 | Minkah Fitzpatrick | vs. Titans | 12/19 |
| Sacks | 3.5 | T.J. Watt | vs. Ravens | 12/05 |
| SCORING | | | | |
| Touchdowns | 2 | Najee Harris | at Vikings | 12/09 |
| | | Diontae Johnson | vs. Ravens | 12/05 |
| | | Pat Freiermuth | vs. Bears | 11/08 |
| Field Goals Attempted | 5 | Chris Boswell | vs. Titans | 12/19 |
| Field Goals Made | 4 | Chris Boswell | vs. Titans | 12/19 |
| MISC. YARDS | | | | |
| Yards From Scrimmage | 142 | Najee Harris | vs. Broncos | 10/10 |
| | | Najee Harris | vs. Bengals | 09/26 |
| Combined Net Yards | 152 | Ray-Ray McCloud | vs. Lions | 11/14 |
| LONGEST PLAYS | | | OPPONENT | DATE |
| RUSHING | | | | |
| Run From Scrimmage | 26 | Mason Rudolph | vs. Lions | 11/14 |
| Touchdown Run | 10 | Najee Harris | vs. Bears | 11/08 |
| RECEIVING | | | | |
| Pass Reception | 59 | Chase Claypool | vs. Broncos | 10/10 |
| Touchdown Reception | 50 | Diontae Johnson | vs. Broncos | 10/10 |
| PASSING | | | | |
| Passing Long | 59 | Ben Roethlisberger | vs. Broncos | 10/10 |
| Touchdown Pass Long | 50 | Ben Roethlisberger | vs. Broncos | 10/10 |
| RETURNS | | | | |
| Punt Return | 19 | Ray-Ray McCloud | at Browns | 10/31 |
| Kickoff Return | 40 | Ray-Ray McCloud | at Packers | 10/03 |
| Interception Return | 41 | Ahkello Witherspoon | at Vikings | 12/09 |
| KICKING | | | | |
| Punt | 64 | Pressley Harvin III | vs. Ravens | 12/05 |
| Field Goal | 56 | Chris Boswell | vs. Raiders | 09/19 |
| Field Goal Attempt | 56 | Chris Boswell | vs. Titans | 12/19 |
| | | Chris Boswell | vs. Raiders | 09/19 |

| OPPONENT SINGLE-GAME HIGHS | | OPPONENT | DATE |
|----------------------------------|------|------------------------|--------------------|
| RUSHING | | | |
| Rushing Yards | 205 | Dalvin Cook | at Vikings 12/09 |
| Rushing Attempts | 33 | D'Andre Swift | vs. Lions 11/14 |
| Rushing Average | 10.0 | Justin Herbert | at Chargers 11/21 |
| Rushing Touchdowns | 2 | Dalvin Cook | at Vikings 12/09 |
| | | Joe Mixon | at Bengals 11/28 |
| | | Austin Ekeler | at Chargers 11/21 |
| RECEIVING | | | |
| Pass Receptions | 9 | Keenan Allen | at Chargers 11/21 |
| | | Stefon Diggs | at Bills 09/12 |
| Receiving Yards | 120 | Courtland Sutton | vs. Broncos 10/10 |
| Touchdown Receptions | 2 | Austin Ekeler | at Chargers 11/21 |
| | | Randall Cobb | at Packers 10/03 |
| | | Ja Marr Chase | vs. Bengals 09/26 |
| PASSING | | | |
| Passes Attempted | 51 | Josh Allen | at Bills 09/12 |
| Passes Completed | 30 | Justin Herbert | at Chargers 11/21 |
| | | Josh Allen | at Bills 09/12 |
| Completion Percentage | 83.3 | Joe Burrow | at Bengals 11/28 |
| Passing Yards | 382 | Justin Herbert | at Chargers 11/21 |
| | | Derek Carr | vs. Raiders 09/19 |
| Yards Per Attempt | 10.3 | Derek Carr | vs. Raiders 09/19 |
| Touchdown Passes | 3 | Justin Herbert | at Chargers 11/21 |
| | | Joe Burrow | vs. Bengals 09/26 |
| Interceptions Thrown | 2 | Kirk Cousins | at Vikings 12/09 |
| PUNT RETURNS | | | |
| Punt Returns | 3 | Dede Westbrook | at Vikings 12/09 |
| | | Kalif Raymond | vs. Lions 11/14 |
| Punt Return Yards | 71 | Kalif Raymond | vs. Lions 11/14 |
| KICKOFF RETURNS | | | |
| Kickoff Returns | 6 | Jakeem Grant Sr. | vs. Bears 11/08 |
| Kickoff Return Yards | 143 | Isaiah McKenzie | at Bills 09/12 |
| PUNTS | | | |
| Punts | 10 | Jack Fox | vs. Lions 11/14 |
| Punts Inside the 20 | 4 | Sam Martin | vs. Broncos 10/10 |
| Punting Average | 50.8 | Sam Koch | vs. Ravens 12/05 |
| INTERCEPTIONS | | | |
| Interceptions Made | 2 | Logan Wilson | vs. Bengals 09/26 |
| INT Return Yards | 50 | Eli Apple | at Bengals 11/28 |
| TACKLES | | | |
| Tackles | 14 | Jordyn Brooks | vs. Seahawks 10/17 |
| | | Bobby Wagner | vs. Seahawks 10/17 |
| | | Logan Wilson | vs. Bengals 09/26 |
| Sacks | 2.0 | Solomon Thomas | vs. Raiders 09/19 |
| SCORING | | | |
| Touchdowns | 4 | Austin Ekeler | at Chargers 11/21 |
| Field Goals Attempted | 4 | Greg Joseph | at Vikings 12/09 |
| | | Daniel Carlson | vs. Raiders 09/19 |
| Field Goals Made | 4 | Daniel Carlson | vs. Raiders 09/19 |
| MISC. YARDS | | | |
| Yards From Scrimmage | 222 | Dalvin Cook | at Vikings 12/09 |
| Combined Net Yards | 222 | Dalvin Cook | at Vikings 12/09 |
| OPPONENTS LONGEST PLAYS | | OPPONENT | DATE |
| RUSHING | | | |
| Run From Scrimmage | 49 | Javonte Williams | vs. Broncos 10/10 |
| Touchdown Run | 42 | Godwin Igwebuike | vs. Lions 11/14 |
| RECEIVING | | | |
| Pass Reception | 62 | K.J. Osborn | at Vikings 12/09 |
| Touchdown Reception | 62 | K.J. Osborn | at Vikings 12/09 |
| PASSING | | | |
| Passing Long | 62 | Kirk Cousins | at Vikings 12/09 |
| Touchdown Pass Long | 62 | Kirk Cousins | at Vikings 12/09 |
| RETURNS | | | |
| Longest Opponent's Fumble Return | 25 | DeAndre Houston-Carson | vs. Bears 11/08 |
| Punt Return | 55 | Chester Rogers | vs. Titans 12/19 |
| Kickoff Return | 75 | Isaiah McKenzie | at Bills 09/12 |
| Interception Return | 50 | Eli Apple | at Bengals 11/28 |
| Longest INT Return for TD | 24 | Mike Hilton | at Bengals 11/28 |
| KICKING | | | |
| Punt | 65 | Michael Dickson | vs. Seahawks 10/17 |
| Field Goal | 51 | Evan McPherson | at Bengals 11/28 |
| Field Goal Attempt | 65 | Cairo Santos | vs. Bears 11/08 |

2021 REGULAR SEASON BIG YARDAGE GAMES

| 100-YARD PASS RECEIVERS | | | | | | | |
|-------------------------|-------------|-----------------|------|------|------|-----|----|
| DATE | OPPONENT | PLAYER | REC. | YDS. | AVG. | LG | TD |
| 9/19 | vs. Raiders | Diontae Johnson | 9 | 105 | 11.7 | 41 | 0 |
| 9/26 | vs. Bengals | Najee Harris | 14 | 102 | 7.3 | 21 | 0 |
| 10/10 | vs. Broncos | Chase Claypool | 5 | 130 | 26.0 | 59 | 1 |
| 11/21 | at Chargers | Diontae Johnson | 7 | 101 | 14.4 | 32 | 1 |
| 12/5 | vs. Ravens | Diontae Johnson | 8 | 105 | 13.1 | 29T | 2 |

100-YARD RUSHERS

| DATE | OPPONENT | PLAYER | ATT. | YDS. | AVG. | LG | TD |
|-------|-------------|--------------|------|------|------|----|----|
| 10/10 | vs. Broncos | Najee Harris | 23 | 122 | 5.3 | 20 | 1 |
| 11/14 | vs. Lions | Najee Harris | 26 | 105 | 4.0 | 12 | 0 |

300-YARD PASSERS

| DATE | OPPONENT | PLAYER | ATT. | YDS. | COMP. | LG | TD |
|------|-------------|--------------------|------|------|-------|----|----|
| 9/26 | vs. Bengals | Ben Roethlisberger | 58 | 318 | 38 | 29 | 1 |
| 12/9 | at Vikings | Ben Roethlisberger | 40 | 308 | 28 | 38 | 3 |

2021 OPPONENTS BIG YARDAGE GAMES

| 100-YARD PASS RECEIVERS | | | | | | | |
|-------------------------|-------------|------------------|------|------|------|-----|----|
| DATE | OPPONENT | PLAYER | REC. | YDS. | AVG. | LG | TD |
| 9/19 | vs. Raiders | Henry Ruggs III | 5 | 113 | 22.6 | 61T | 1 |
| 10/10 | vs. Broncos | Courtland Sutton | 7 | 120 | 17.1 | 39T | 1 |
| 11/21 | at Chargers | Keenan Allen | 9 | 112 | 12.4 | 30 | 0 |
| 11/28 | at Bengals | Tee Higgins | 6 | 114 | 19.0 | 32T | 1 |

100-YARD RUSHERS

| DATE | OPPONENT | PLAYER | ATT. | YDS. | AVG. | LG | TD |
|-------|--------------|----------------|------|------|------|----|----|
| 10/17 | vs. Seahawks | Alex Collins | 20 | 101 | 5.1 | 21 | 1 |
| 11/14 | vs. Lions | D'Andre Swift | 33 | 130 | 3.9 | 21 | 0 |
| 11/28 | at Bengals | Joe Mixon | 28 | 165 | 5.9 | 32 | 2 |
| 12/9 | at Vikings | Dalvin Cook | 27 | 205 | 7.6 | 30 | 2 |
| 12/19 | vs. Titans | D'Onta Foreman | 22 | 108 | 4.9 | 20 | 0 |

300-YARD PASSERS

| DATE | OPPONENT | PLAYER | ATT. | YDS. | COMP. | LG | TD |
|-------|-------------|----------------|------|------|-------|-----|----|
| 9/19 | vs. Raiders | Derek Carr | 37 | 382 | 28 | 61T | 2 |
| 11/21 | at Chargers | Justin Herbert | 41 | 382 | 30 | 53T | 3 |

| 2021 REGULAR SEASON - BIG PASS PLAYS (20+ YARDS) | | | | | | | | | | | | |
|--|------------------|-----|--|------|-------------|------------|--------------------------|--|------|-------------|--------------|----|
| DATE | OPPONENT | QTR | STEELERS PLAYER | YDS. | DOWN | RESULT | QTR | OPP. PLAYER | YDS. | DOWN | RESULT | |
| 09/12 | at Buffalo | 3 | B. Roethlisberger -> C. Claypool | 22 | 1-10-BUF 34 | Field Goal | 2 | J. Allen -> G. Davis | 37 | 3-5-BUF 27 | Touchdown | |
| | | 3 | B. Roethlisberger -> P. Freiermuth | 24 | 2-10-PIT 47 | Field Goal | | | | | | |
| | | 4 | B. Roethlisberger -> J. Smith-Schuster | 24 | 2-7-PIT 33 | Field Goal | | | | | | |
| | | | | | | | | | | | | |
| 09/19 | Las Vegas | 2 | B. Roethlisberger -> D. Johnson | 41 | 3-8-LV 46 | Touchdown | 2 | D. Carr -> F. Moreau | 25 | 1-10-LV 48 | Field Goal | |
| | | 4 | B. Roethlisberger -> C. Claypool | 52 | 2-7-PIT 23 | Touchdown | 3 | D. Carr -> H. Renfrow | 23 | 3-9-LV 37 | Touchdown | |
| | | 4 | B. Roethlisberger -> N. Harris | 25T | 3-10-LV 25 | Touchdown | 3 | D. Carr -> H. Ruggs III | 30 | 2-9-PIT 39 | Touchdown | |
| | | | | | | | 4 | D. Carr -> H. Ruggs III | 61T | 3-10-LV 39 | Touchdown | |
| 09/26 | Cincinnati | 3 | B. Roethlisberger -> N. Harris | 21 | 2-9-PIT 40 | Missed FG | 2 | J. Burrow -> J. Chase | 34T | 1-10-PIT 34 | Touchdown | |
| | | 4 | B. Roethlisberger -> R. McCloud | 24 | 3-5-PIT 24 | Field Goal | | | | | | |
| | | 4 | B. Roethlisberger -> C. Claypool | 29 | 2-5-PIT 48 | Downs | | | | | | |
| | | | | | | | | | | | | |
| 10/03 | at Green Bay | 1 | B. Roethlisberger -> D. Johnson | 45T | 3-4-GB 45 | Touchdown | 1 | A. Rodgers -> D. Adams | 21 | 2-7-GB 38 | Punt | |
| | | 4 | B. Roethlisberger -> J. Washington | 30 | 2-10-GB 39 | Touchdown | 2 | A. Rodgers -> R. Cobb | 23T | 3-10-PIT 23 | Touchdown | |
| | | | | | | | 3 | A. Rodgers -> R. Cobb | 25 | 3-7-GB 28 | Field Goal | |
| | | | | | | | 3 | A. Rodgers -> A. Jones | 26 | 2-10-PIT 37 | Field Goal | |
| 10/10 | Denver | 1 | B. Roethlisberger -> C. Claypool | 23 | 3-1-PIT 24 | Touchdown | 4 | A. Rodgers -> A. Lazard | 28 | 1-10-GB 33 | Fumble | |
| | | 1 | B. Roethlisberger -> D. Johnson | 50T | 3-7-50 | Touchdown | 4 | T. Bridgewater -> C. Sutton | 25 | 4-2-PIT 28 | Touchdown | |
| | | 2 | B. Roethlisberger -> C. Claypool | 59 | 2-7-PIT 28 | Touchdown | 4 | T. Bridgewater -> C. Sutton | 39T | 1-10-PIT 39 | Touchdown | |
| | | 4 | B. Roethlisberger -> D. Johnson | 22 | 2-8-PIT 27 | Field Goal | 4 | T. Bridgewater -> T. Patrick | 23 | 2-10-DEN 25 | Interception | |
| 10/17 | Seattle | 3 | B. Roethlisberger -> D. Johnson | 23 | 1-10-SEA 40 | Field Goal | 4 | T. Bridgewater -> K. Hinton | 23 | 3-5-PIT 32 | Interception | |
| | | | | | | | 1 | G. Smith -> T. Homer | 27 | 3-8-SEA 18 | Punt | |
| | | | | | | | 3 | G. Smith -> G. Everett | 41 | 2-7-PIT 43 | Touchdown | |
| | | | | | | | 5 | G. Smith -> T. Lockett | 21 | 2-9-SEA 28 | Punt | |
| 10/31 | at Cleveland | 3 | B. Roethlisberger -> P. Freiermuth | 22 | 2-9-CLE 34 | Touchdown | 3 | B. Mayfield -> H. Bryant | 21 | 1-10-PIT 43 | Touchdown | |
| | | 3 | B. Roethlisberger -> N. Harris | 20 | 2-7-PIT 33 | Touchdown | 4 | B. Mayfield -> D. Njoku | 24 | 1-10-CLE 20 | Fumble | |
| | | 4 | B. Roethlisberger -> Z. Gentry | 24 | 1-20-CLE 40 | Touchdown | | | | | | |
| | | 4 | B. Roethlisberger -> D. Johnson | 50 | 2-8-PIT 28 | Downs | | | | | | |
| 11/08 | Chicago | 1 | B. Roethlisberger -> C. Claypool | 26 | 3-7-PIT 49 | Touchdown | 2 | J. Fields -> C. Kmet | 25 | 1-10-CHI 48 | Punt | |
| | | 3 | B. Roethlisberger -> J. Washington | 42 | 1-10-PIT 25 | Touchdown | 2 | J. Fields -> C. Kmet | 21 | 2-2-PIT 31 | Field Goal | |
| | | 4 | B. Roethlisberger -> D. Johnson | 22 | 1-5-PIT 46 | Field Goal | 3 | J. Fields -> M. Goodwin | 50 | 1-10-CHI 36 | Field Goal | |
| | | | | | | | 3 | J. Fields -> D. Mooney | 20 | 2-5-CHI 35 | Touchdown | |
| 11/14 | Detroit | | | | | | 4 | J. Fields -> J. Graham | 28 | 2-8-PIT 43 | Touchdown | |
| | | | | | | | 4 | J. Fields -> A. Robinson II | 39 | 3-2-CHI 45 | Touchdown | |
| | | 2 | M. Rudolph -> D. Johnson | 20 | 3-8-PIT 27 | Field Goal | 5 | J. Goff -> A. St. Brown | 30 | 1-10-DET 26 | Punt | |
| | | 5 | M. Rudolph -> D. Johnson | 36 | 2-8-PIT 19 | Fumble | 5 | J. Goff -> K. Raymond:12 -> D. Swift:2 | 22 | 1-10-DET 38 | End Game | |
| 11/21 | at L.A. Chargers | 2 | B. Roethlisberger -> C. Claypool | 37 | 1-10-LAC 42 | Downs | 1 | J. Herbert -> M. Williams | 22 | 3-14-LAC 23 | Touchdown | |
| | | 2 | B. Roethlisberger -> D. Johnson | 22 | 2-10-PIT 48 | Touchdown | 3 | J. Herbert -> K. Allen | 30 | 3-13-LAC 27 | Touchdown | |
| | | 3 | B. Roethlisberger -> C. Claypool | 28 | 3-2-PIT 33 | Field Goal | 4 | J. Herbert -> M. Williams | 53T | 1-10-LAC 47 | Touchdown | |
| | | 4 | B. Roethlisberger -> D. Johnson | 32 | 3-5-PIT 41 | Touchdown | | | | | | |
| 11/28 | at Cincinnati | 1 | B. Roethlisberger -> C. Claypool | 41 | 1-10-PIT 25 | Field Goal | 2 | J. Burrow -> T. Higgins | 32T | 1-10-PIT 32 | Touchdown | |
| | | 4 | B. Roethlisberger -> C. Claypool | 30 | 3-10-PIT 23 | Punt | | | | | | |
| 12/05 | Baltimore | 4 | B. Roethlisberger -> C. Claypool | 40 | 3-1-PIT 31 | Touchdown | 2 | L. Jackson -> M. Andrews | 29 | 3-6-PIT 32 | Touchdown | |
| | | 4 | B. Roethlisberger -> D. Johnson | 29T | 1-10-BAL 29 | Touchdown | | | | | | |
| | | 4 | B. Roethlisberger -> D. Johnson | 25 | 2-9-PIT 26 | Field Goal | | | | | | |
| 12/09 | at Minnesota | 3 | B. Roethlisberger -> J. Washington | 29 | 1-10-PIT 36 | Touchdown | 2 | K. Cousins -> J. Jefferson | 22 | 1-10-MIN 22 | Touchdown | |
| | | 4 | B. Roethlisberger -> D. Johnson | 37 | 2-8-PIT 33 | Touchdown | 4 | K. Cousins -> K. Osborn | 62T | 1-10-MIN 38 | Touchdown | |
| | | 4 | B. Roethlisberger -> J. Washington | 30T | 1-10-MIN 30 | Touchdown | | | | | | |
| | | 4 | B. Roethlisberger -> C. Claypool | 38 | 2-4-PIT 10 | End Game | | | | | | |
| 12/19 | Tennessee | | NONE | | | | | NONE | | | | |
| 12/26 | at Kansas City | -- | -- | -- | -- | -- | -- | -- | -- | -- | -- | -- |
| 01/03 | Cleveland | -- | -- | -- | -- | -- | -- | -- | -- | -- | -- | -- |
| 01/09 | at Baltimore | -- | -- | -- | -- | -- | -- | -- | -- | -- | -- | -- |
| TOTALS | | | 38 - 1,194 (31.4), 5 TDS | | | | 37 - 1,109 (30.0), 7 TDS | | | | | |

| 2021 REGULAR SEASON - BIG RUN PLAYS (10+ YARDS) | | | | | | | | | | | |
|---|------------------|------------------------|-------------------|------|-------------|--------------|--------------------------|--------------------|------|-------------|--------------|
| DATE | OPPONENT | QTR | STEELERS PLAYER | YDS. | DOWN | RESULT | QTR | OPP. PLAYER | YDS. | DOWN | RESULT |
| 09/12 | at Buffalo | 3 | Chase Claypool | 25 | 2-10-BUF 29 | Field Goal | 3 | Josh Allen | 11 | 3-8-BUF 39 | Downs |
| | | 4 | Najee Harris | 18 | 1-10-BUF 23 | Touchdown | 4 | Devin Singletary | 15 | 2-4- 50 | Field Goal |
| 09/19 | Las Vegas | 1 | Najee Harris | 14 | 2-10-PIT 8 | Interception | 4 | Peyton Barber | 11 | 1-10-LV 24 | Punt |
| | | 2 | Najee Harris | 14 | 1-10-PIT 38 | Touchdown | 4 | Peyton Barber | 13 | 1-10-PIT 45 | Field Goal |
| 09/26 | Cincinnati | 2 | Najee Harris | 20 | 1-17-PIT 29 | Touchdown | 2 | Joe Mixon | 27 | 1-10-CIN 19 | Punt |
| | | | | | | | 3 | Joe Mixon | 11 | 1-10-CIN 20 | Field Goal |
| 10/03 | at Green Bay | 1 | Najee Harris | 10 | 2-7-PIT 28 | Touchdown | 2 | Aaron Jones | 15 | 1-10-GB 16 | Field Goal |
| | | 3 | Najee Harris | 11 | 2-7-PIT 39 | Downs | 3 | AJ Dillon | 25 | 2-7-PIT 26 | Touchdown |
| 10/10 | Denver | 2 | Najee Harris | 20 | 2-5-DEN 47 | Field Goal | 2 | Javonte Williams | 49 | 3-1-DEN 49 | Field Goal |
| | | 2 | Najee Harris | 13 | 2-12-PIT 8 | End Half | 4 | Javonte Williams | 10 | 1-10-PIT 46 | Touchdown |
| 10/17 | Seattle | 3 | Najee Harris | 18 | 2-5-PIT 19 | Touchdown | 4 | Teddy Bridgewater | 11 | 2-13-PIT 13 | Touchdown |
| | | 2 | Diontae Johnson | 25 | 2-9-SEA 42 | Touchdown | 3 | Alex Collins | 11 | 2-5-SEA 30 | Touchdown |
| 10/31 | at Cleveland | 4 | Najee Harris | 10 | 1-10-PIT 17 | Fumble | 3 | Alex Collins | 21 | 1-10-SEA 41 | Touchdown |
| | | 4 | Kalen Ballage | 11 | 1-10-PIT 27 | Fumble | 3 | Alex Collins | 14 | 1-10-SEA 42 | Field Goal |
| 10/31 | at Cleveland | 4 | Najee Harris | 10 | 1-10-PIT 49 | Field Goal | 3 | Travis Homer | 26 | 3-7-PIT 41 | Field Goal |
| | | | | | | | 4 | DeeJay Dallas | 10 | 1-20-PIT 45 | Punt |
| 10/31 | at Cleveland | 2 | Ray-Ray McCloud | 10 | 1-10-CLE 18 | Field Goal | 1 | Nick Chubb | 14 | 2-4-CLE 31 | Field Goal |
| | | 2 | Najee Harris | 11 | 2-7-PIT 40 | Downs | 2 | D'Ernest Johnson | 11 | 3-15-CLE 23 | Punt |
| 11/08 | Chicago | 2 | Chase Claypool | 16 | 1-10-CLE 39 | Downs | 3 | Nick Chubb | 21 | 1-10-CLE 14 | Touchdown |
| | | | | | | | 4 | D'Ernest Johnson | 10 | 2-10-PIT 10 | Touchdown |
| 11/08 | Chicago | 3 | Nick Chubb | 12 | 1-10-CLE 39 | Downs | 4 | Nick Chubb | 12 | 1-10-CLE 39 | Downs |
| | | | | | | | | | | | |
| 11/08 | Chicago | 1 | James Washington | 12 | 2-7-CHI 22 | Touchdown | 1 | David Montgomery | 21 | 1-10-CHI 12 | Interception |
| | | 1 | Najee Harris | 10 | 1-10-CHI 10 | Touchdown | 3 | David Montgomery | 10 | 1-10-CHI 26 | Field Goal |
| 11/14 | Detroit | 3 | Diontae Johnson | 11 | 2-12-CHI 35 | Touchdown | 3 | David Montgomery | 12 | 1-10-CHI 18 | Touchdown |
| | | 3 | Chase Claypool | 11 | 1-10-CHI 23 | Touchdown | 4 | Darnell Mooney | 15 | 1-10-PIT 15 | Touchdown |
| 11/14 | Detroit | 4 | Najee Harris | 13 | 1-10-PIT 25 | Field Goal | | | | | |
| | | | | | | | | | | | |
| 11/14 | Detroit | 1 | Najee Harris | 11 | 1-10-DET 22 | Touchdown | 2 | Jermar Jefferson | 28 | 1-10-PIT 28 | Touchdown |
| | | 2 | Najee Harris | 12 | 2-7-DET 19 | Field Goal | 2 | D'Andre Swift | 15 | 1-10-DET 31 | Field Goal |
| 11/21 | at L.A. Chargers | 3 | Mason Rudolph | 26 | 1-10-PIT 26 | Field Goal | 2 | D'Andre Swift | 10 | 4-1-PIT 45 | Field Goal |
| | | 3 | Mason Rudolph | 11 | 3-6-DET 16 | Field Goal | 2 | D'Andre Swift | 21 | 3-3-PIT 28 | Field Goal |
| 11/21 | at L.A. Chargers | 3 | Mason Rudolph | 11 | 3-6-DET 16 | Field Goal | 3 | D'Andre Swift | 16 | 1-10-DET 15 | Touchdown |
| | | | | | | | 3 | D'Andre Swift | 12 | 3-9-DET 32 | Touchdown |
| 11/21 | at L.A. Chargers | 3 | Mason Rudolph | 11 | 3-6-DET 16 | Field Goal | 3 | Godwin Igwebuike | 14 | 1-10-DET 44 | Touchdown |
| | | | | | | | 3 | Godwin Igwebuike | 42 | 1-10-PIT 42 | Touchdown |
| 11/21 | at L.A. Chargers | 2 | Najee Harris | 12 | 1-10-PIT 36 | Touchdown | 2 | Austin Ekeler | 10 | 1-10-LAC 2 | Touchdown |
| | | | | | | | 2 | Justin Herbert | 18 | 3-6-LAC 28 | Touchdown |
| 11/28 | at Cincinnati | 2 | Najee Harris | 12 | 1-10-PIT 36 | Touchdown | 2 | Justin Herbert | 18 | 1-10-PIT 42 | Touchdown |
| | | | | | | | 3 | Austin Ekeler | 12 | 1-10-PIT 29 | Touchdown |
| 11/28 | at Cincinnati | 4 | Najee Harris | 13 | 2-4-PIT 42 | End Game | 3 | Justin Herbert | 13 | 3-5-PIT 43 | Field Goal |
| | | | | | | | 4 | Justin Herbert | 36 | 3-5-PIT 47 | Touchdown |
| 12/05 | Baltimore | 4 | Najee Harris | 13 | 2-1-BAL 47 | Touchdown | 1 | Joe Mixon | 25 | 2-5-CIN 30 | Touchdown |
| | | | | | | | 3 | Joe Mixon | 32 | 1-10-CIN 35 | Touchdown |
| 12/05 | Baltimore | 4 | Najee Harris | 13 | 2-1-BAL 47 | Touchdown | 4 | Chris Evans | 13 | 3-8-CIN 9 | Punt |
| | | | | | | | | | | | |
| 12/05 | Baltimore | 1 | Lamar Jackson | 12 | 2-9-BAL 40 | Interception | 1 | Lamar Jackson | 12 | 2-9-BAL 40 | Interception |
| | | 1 | Devonta Freeman | 18 | 2-10-PIT 32 | Interception | 1 | Devonta Freeman | 18 | 2-10-PIT 32 | Interception |
| 12/09 | at Minnesota | 3 | Najee Harris | 23 | 2-6-PIT 19 | Interception | 3 | Lamar Jackson | 13 | 2-12-PIT 31 | Field Goal |
| | | 3 | Najee Harris | 11 | 1-10-MIN 22 | Touchdown | 1 | Dalvin Cook | 20 | 1-10-MIN 38 | Missed FG |
| 12/09 | at Minnesota | 3 | Najee Harris | 13 | 1-10-MIN 42 | Touchdown | 1 | Dalvin Cook | 30 | 2-10-MIN 39 | Touchdown |
| | | | | | | | 1 | Alexander Mattison | 14 | 1-10-PIT 31 | Touchdown |
| 12/19 | Tennessee | 1 | Diontae Johnson | 10 | 1-10-PIT 28 | Punt | 1 | Dalvin Cook | 16 | 2-7-PIT 36 | Field Goal |
| | | | | | | | 2 | Dalvin Cook | 15 | 1-10-MIN 44 | Touchdown |
| 12/19 | Tennessee | 3 | Dontrell Hilliard | 12 | 2-1-TEN 34 | Punt | 2 | Dalvin Cook | 29 | 1-10-PIT 29 | Touchdown |
| | | 4 | Dontrell Hilliard | 15 | 1-10-TEN 25 | Interception | 3 | Dalvin Cook | 14 | 2-3-PIT 23 | Field Goal |
| 12/26 | at Kansas City | -- | -- | -- | -- | -- | 4 | Ryan Tannehill | 11 | 1-10-TEN 25 | Fumble |
| | | -- | -- | -- | -- | -- | 4 | D'Onta Foreman | 20 | 1-10-TEN 25 | Downs |
| 01/03 | Cleveland | -- | -- | -- | -- | -- | -- | -- | -- | -- | -- |
| 01/09 | at Baltimore | -- | -- | -- | -- | -- | -- | -- | -- | -- | -- |
| TOTALS | | 33 - 468 (14.2), 1 TDS | | | | | 60 - 1,037 (17.3), 5 TDS | | | | |

| | | RUSHES | | | | RECEPTIONS | | | | RETURNS | | | |
|-------|------------------|--------|------------------|-----|--------|------------|---------------------|-----|---------|---------|---------------------------|-----|--------|
| DATE | OPPONENT | GAIN | PLAYER | QTR | RESULT | GAIN | PLAYER | QTR | RESULT | GAIN | PLAYER | QTR | RESULT |
| 09/12 | at Buffalo | 25 | Chase Claypool | 3 | FG | 22 | Chase Claypool | 3 | FG | | | | |
| | | 18 | Najee Harris | 4 | TD | 24 | Pat Freiermuth | 3 | FG | | | | |
| | | | | | | 24 | JuJu Smith-Schuster | 4 | FG | | | | |
| 09/19 | Las Vegas | 14 | Najee Harris | 1 | INT | 41 | Diontae Johnson | 2 | TD | | | | |
| | | 14 | Najee Harris | 2 | TD | 52 | Chase Claypool | 4' | TD | | | | |
| | | | | | | 25t | Najee Harris | 4 | TD | | | | |
| 09/26 | Cincinnati | 20 | Najee Harris | 2 | TD | 21 | Najee Harris | 3 | Miss FG | | | | |
| | | | | | | 24 | Ray-Ray McCloud | 4 | FG | | | | |
| | | | | | | 29 | Chase Claypool | 4 | Downs | | | | |
| 10/03 | at Green Bay | 10 | Najee Harris | 1 | TD | 45t | Diontae Johnson | 1 | TD | 38 | Ray-Ray McCloud (KR) | 2 | Half |
| | | 11 | Najee Harris | 3 | Downs | 30 | James Washington | 4 | TD | 40 | Ray-Ray McCloud (KR) | 3 | Downs |
| 10/10 | Denver | 20 | Najee Harris | 2 | FG | 23 | Chase Claypool | 1' | TD | | | | |
| | | 13 | Najee Harris | 2 | Half | 50t | Diontae Johnson | 1' | TD | | | | |
| | | 18 | Najee Harris | 3 | TD | 59 | Chase Claypool | 2 | TD | | | | |
| 10/17 | Seattle | 25 | Diontae Johnson | 2 | TD | 23 | Diontae Johnson | 3 | FG | | | | |
| | | 10 | Kalen Ballage | 4' | Fumble | | | | | 37 | Ray-Ray McCloud (KR) | 1 | Punt |
| | | 11 | Najee Harris | 4 | Fumble | | | | | | | | |
| 10/31 | at Cleveland | 10 | Ray-Ray McCloud | 2 | FG | 22 | Pat Freiermuth | 3 | TD | | | | |
| | | 11 | Najee Harris | 2' | Downs | 20 | Najee Harris | 3' | TD | | | | |
| | | 16 | Chase Claypool | 2 | Downs | 24 | Zach Gentry | 4' | TD | | | | |
| 11/08 | Chicago | 12 | James Washington | 1' | TD | 26 | Chase Claypool | 1 | TD | | | | |
| | | 10t | Najee Harris | 1' | TD | 42 | James Washington | 3 | TD | | | | |
| | | 11 | Diontae Johnson | 3' | TD | 22 | Diontae Johnson | 4 | FG | | | | |
| 11/14 | Detroit | 11 | Chase Claypool | 3' | TD | | | | | | | | |
| | | 13 | Najee Harris | 4 | FG | | | | | | | | |
| | | 11 | Najee Harris | 1 | TD | 20 | Diontae Johnson | 2 | FG | | | | |
| 11/21 | at L.A. Chargers | 12 | Najee Harris | 2 | FG | 36 | Diontae Johnson | 5 | Fumble | | | | |
| | | 26 | Mason Rudolph | 3' | FG | | | | | | | | |
| | | 11 | Mason Rudolph | 3 | FG | | | | | | | | |
| 11/28 | at Cincinnati | 12 | Najee Harris | 2 | TD | 37 | Chase Claypool | 2 | Downs | 30 | Ray-Ray McCloud (KR) | 2 | TD |
| | | | | | | 22 | Diontae Johnson | 2 | TD | 33 | Ray-Ray McCloud (KR) | 2 | Half |
| | | | | | | 28 | Chase Claypool | 3 | FG | | | | |
| 12/05 | Baltimore | 13 | Kalen Ballage | 4 | Game | 32 | Diontae Johnson | 4 | TD | | | | |
| | | | | | | 41 | Chase Claypool | 1 | FG | | | | |
| | | | | | | 30 | Chase Claypool | 4 | Punt | | | | |
| 12/09 | at Minnesota | 23 | Najee Harris | 3 | INT | 40 | Chase Claypool | 4' | TD | | | | |
| | | 11 | Najee Harris | 3 | TD | 29t | Diontae Johnson | 4' | TD | | | | |
| | | 13 | Najee Harris | 3 | TD | 25 | Diontae Johnson | 4 | FG | | | | |
| 12/19 | Tennessee | 23 | James Washington | 3 | TD | 29 | James Washington | 3 | TD | 41 | Ahkello Witherspoon (INT) | 4 | INT |
| | | 11 | Diontae Johnson | 3 | TD | 37 | Diontae Johnson | 4' | TD | | | | |
| | | 13 | James Washington | 3 | TD | 30t | James Washington | 4' | TD | | | | |
| 12/26 | at Kansas City | 10 | Chase Claypool | 4 | Game | 38 | Chase Claypool | 4 | Game | | | | |
| | | -- | -- | -- | -- | | | | | | | | |
| | | -- | -- | -- | -- | | | | | | | | |
| 01/03 | Cleveland | -- | -- | -- | -- | -- | -- | -- | -- | -- | -- | -- | -- |
| 01/09 | at Baltimore | -- | -- | -- | -- | -- | -- | -- | -- | -- | -- | -- | -- |

* - result within the same drive

| STEELERS OPPONENTS 2021 REGULAR SEASON - BIG PLAYS: RUSH 10+, RECEPTIONS 20+, RETURNS 30+ | | | | | | | | | | | | | | |
|---|------------------|--------|--------------------|-----|---------|------------|-------------------------------------|-----|--------|---------|-----------------------|-----|----|--------|
| | | RUSHES | | | | RECEPTIONS | | | | RETURNS | | | | |
| DATE | OPPONENT | GAIN | PLAYER | QTR | RESULT | GAIN | PLAYER | QTR | RESULT | GAIN | PLAYER | QTR | R | RESULT |
| 09/12 | at Buffalo | 11 | Josh Allen | 3 | Downs | 37 | Gabriel Davis | 2 | TD | 75 | Isaiah McKenzie (KR) | 1 | | FG |
| | | 15 | Devin Singletary | 4 | FG | | | | | | | | | |
| | | 25 | Devin Singletary | 4 | FG | | | | | | | | | |
| 09/19 | Las Vegas | 11 | Peyton Barber | 4 | Punt | 25 | Foster Moreau | 2 | FG | | | | | |
| | | 13 | Peyton Barber | 4 | FG | 23 | Hunter Renfrow | 3 | TD | | | | | |
| | | | | | | 30 | Henry Ruggs III | 3 | TD | | | | | |
| | | | | | | 61t | Henry Ruggs III | 4 | TD | | | | | |
| | | | | | | 25 | Darren Waller | 4 | FG | | | | | |
| 09/26 | Cincinnati | 27 | Joe Mixon | 2 | Punt | 34t | Ja'Marr Chase | 2 | TD | 30 | Brandon Wilson (KR) | 4 | | Punt |
| | | 11 | Joe Mixon | 3 | FG | | | | | | | | | |
| | | 11 | Joe Mixon | 3 | FG | | | | | | | | | |
| 10/03 | at Green Bay | 15 | Aaron Jones | 2 | FG | 21 | Davante Adams | 1 | Punt | | | | | |
| | | 25 | AJ Dillon | 3 | TD | 23t | Randall Cobb | 2 | TD | | | | | |
| | | | | | | 25 | Randall Cobb | 3 | FG | | | | | |
| | | | | | | 26 | Aaron Jones | 3 | FG | | | | | |
| | | | | | | 28 | Allen Lazard | 3 | Fumble | | | | | |
| 10/10 | Denver | 49 | Javonte Williams | 2 | FG | 25 | Courtland Sutton | 4 | TD | | | | | |
| | | 10 | Javonte Williams | 4 | TD | 39t | Courtland Sutton | 4 | TD | | | | | |
| | | 11 | Teddy Bridgewater | 4 | TD | 23 | Tim Patrick | 4 | INT | | | | | |
| | | | | | | 23 | Kendall Hinton | 4 | INT | | | | | |
| 10/17 | Seattle | 21 | Alex Collins | 3 | TD | 27 | Travis Homer | 1 | Punt | 34 | DeeJay Dallas (KR) | 2 | | Punt |
| | | 11 | Alex Collins | 3 | TD | 41 | Gerald Everett | 3 | TD | 38 | DeeJay Dallas (KR) | 3 | | TD |
| | | 14 | Alex Collins | 3 | FG | 21 | Tyler Lockett | 5 | Punt | | | | | |
| | | 26 | Travis Homer | 3 | FG | | | | | | | | | |
| | | 10 | DeeJay Dallas | 4 | Punt | | | | | | | | | |
| 10/31 | at Cleveland | 14 | Nick Chubb | 1 | FG | 21 | Harrison Bryant | 3 | TD | | | | | |
| | | 11 | D'Ernest Johnson | 2 | Punt | 24 | David Njoku | 4 | Fumble | | | | | |
| | | 21 | Nick Chubb | 3 | TD | | | | | | | | | |
| | | 10t | D'Ernest Johnson | 3 | TD | | | | | | | | | |
| | | 12 | Nick Chubb | 4 | Downs | | | | | | | | | |
| 11/08 | Chicago | 21 | David Montgomery | 1 | INT | 25 | Cole Kmet | 2 | Punt | 32 | Jakeem Grant Sr. (KR) | 4 | | Fumble |
| | | 10 | David Montgomery | 3 | FG | 21 | Cole Kmet | 2 | FG | | | | | |
| | | 12 | David Montgomery | 3 | TD | 50 | Marquise Goodwin | 3 | FG | | | | | |
| | | 15t | Darnell Mooney | 4 | TD | 20 | Darnell Mooney | 3 | TD | | | | | |
| | | | | | | 28 | Jimmy Graham | 4 | TD | | | | | |
| | | | | | | 39 | Allen Robinson II | 4 | TD | | | | | |
| 11/14 | Detroit | 28t | Jermar Jefferson | 2 | TD | 30 | Amon-Ra St. Brown | 5 | Punt | 48 | Kalif Raymond (PR) | 2 | | Punt |
| | | 15 | D'Andre Swift | 2 | FG | 22 | Kalif Raymond:12 -> D'Andre Swift:2 | 5 | Game | | | | | |
| | | 10 | D'Andre Swift | 2 | FG | | | | | | | | | |
| | | 21 | D'Andre Swift | 2 | FG | | | | | | | | | |
| | | 16 | D'Andre Swift | 3 | TD | | | | | | | | | |
| | | 12 | D'Andre Swift | 3 | TD | | | | | | | | | |
| | | 14 | Godwin Igwebuike | 3 | TD | | | | | | | | | |
| | | 42t | Godwin Igwebuike | 3 | TD | | | | | | | | | |
| 11/21 | at L.A. Chargers | 10 | Austin Ekeler | 2 | TD | 22 | Mike Williams | 1 | TD | | | | | |
| | | 18 | Justin Herbert | 2 | TD | 30 | Keenan Allen | 3 | TD | | | | | |
| | | 18 | Justin Herbert | 2 | TD | 53t | Mike Williams | 4 | TD | | | | | |
| | | 12 | Austin Ekeler | 3 | TD | | | | | | | | | |
| | | 13 | Justin Herbert | 3 | FG | | | | | | | | | |
| | | 36 | Justin Herbert | 4 | TD | | | | | | | | | |
| 11/28 | at Cincinnati | 25 | Joe Mixon | 1 | TD | 32t | Tee Higgins | 2 | TD | 50 | Eli Apple (INT) | 1 | | INT |
| | | 32 | Joe Mixon | 3 | TD | | | | | | | | | |
| | | 13 | Chris Evans | 4 | Punt | | | | | | | | | |
| 12/05 | Baltimore | 12 | Lamar Jackson | 1 | INT | 29 | Mark Andrews | 2 | TD | 35 | Devin Duvernay (KR) | 4 | | FG |
| | | 18 | Devonta Freeman | 1 | INT | 22 | Marquise Brown | 4 | TD | | | | | |
| | | 13 | Lamar Jackson | 3 | FG | | | | | | | | | |
| 12/09 | at Minnesota | 20 | Dalvin Cook | 1 | Miss FG | 22 | Justin Jefferson | 2 | TD | | | | | |
| | | 30 | Dalvin Cook | 1 | TD | 62t | K.J. Osborn | 4 | TD | | | | | |
| | | 14 | Alexander Mattison | 1 | TD | | | | | | | | | |
| | | 16 | Dalvin Cook | 1 | FG | | | | | | | | | |
| | | 15 | Dalvin Cook | 2 | TD | | | | | | | | | |
| | | 29t | Dalvin Cook | 2 | TD | | | | | | | | | |
| | | 14 | Dalvin Cook | 3 | FG | | | | | | | | | |
| | | 11 | Kirk Cousins | 4 | INT | | | | | | | | | |
| 12/19 | Tennessee | 12 | D'Onta Foreman | 3 | Punt | | | | | 55 | Chester Rogers (PR) | 1 | | Punt |
| | | 10 | Dontrell Hilliard | 3 | Punt | | | | | | | | | |
| | | 15 | Dontrell Hilliard | 4 | INT | | | | | | | | | |
| | | 11 | Ryan Tannehill | 4 | Fumble | | | | | | | | | |
| | | 20 | D'Onta Foreman | 4 | Downs | | | | | | | | | |
| 12/26 | at Kansas City | -- | -- | -- | -- | -- | -- | -- | -- | -- | -- | -- | -- | -- |
| 01/03 | Cleveland | -- | -- | -- | -- | -- | -- | -- | -- | -- | -- | -- | -- | -- |
| 01/09 | at Baltimore | -- | -- | -- | -- | -- | -- | -- | -- | -- | -- | -- | -- | -- |

* - result within the same drive

| 2021 REGULAR SEASON - 30+ YARD KICKOFF/10+ YARD PUNT/10+ YARD BLOCKED KICK RETURNS/20+ YARD INTERCEPTION/10+ YARD FUMBLE | | | | | | | | | | | | | |
|--|------------------|-----|---------------------|---------------------|------|--------|--------------|-----|---------------------|--|-----------|------------------|--------------------|
| DATE | OPPONENT | QTR | RETURN | STEELERS PLAYER | YDS. | DOWN | RESULT | QTR | RETURN | OPP. PLAYER | YDS. | DOWN | RESULT |
| 09/12 | at Buffalo | | | NONE | | | | 1 | KO | Isaiah McKenzie | 75 | BUF 35 | Punt |
| 09/19 | Las Vegas | 4 | Punt | Ray-Ray McCloud | 15 | PIT 32 | Field Goal | 3 | Punt | Hunter Renfrow | 10 | LV 18 | Touchdown |
| | | | | | | | | 4 | Punt | Hunter Renfrow | 16 | LV 24 | Punt |
| 09/26 | Cincinnati | 1 | Punt | Ray-Ray McCloud | 14 | PIT 20 | Punt | 1 | Punt | Darius Phillips | 16 | CIN 42 | Punt |
| | | | | | | | | 4 | KO | Brandon Wilson | 30 | PIT 15 | Downs |
| 10/03 | at Green Bay | 1 | KO | Ray-Ray McCloud | 38 | 50 | Field Goal | | | NONE | | | |
| | | 3 | KO | Ray-Ray McCloud | 40 | GB 33 | Fumble | | | | | | |
| | | 4 | Punt | Ray-Ray McCloud | 14 | PIT 29 | Interception | | | | | | |
| 10/10 | Denver | | | NONE | | | | 1 | FUM | Alexander Johnson | 10 | PIT 29 | Field Goal |
| | | | | | | | | 2 | Punt | Diontae Spencer | 13 | DEN 40 | Field Goal |
| | | | | | | | | 4 | Punt | Diontae Spencer | 13 | DEN 28 | Touchdown |
| 10/17 | Seattle | 1 | KO | Ray-Ray McCloud | 37 | SEA 10 | Punt | 1 | Punt | Freddie Swain | 14 | SEA 21 | Punt |
| | | 4 | Punt | Ray-Ray McCloud | 14 | PIT 26 | Field Goal | 2 | KO | DeeJay Dallas | 34 | PIT 16 | Touchdown |
| | | | | | | | | 3 | KO | DeeJay Dallas | 38 | SEA 35 | Punt |
| 10/31 | at Cleveland | 2 | Punt | Ray-Ray McCloud | 10 | PIT 37 | Downs | | | NONE | | | |
| | | 2 | Punt | Ray-Ray McCloud | 19 | PIT 35 | End Half | | | | | | |
| 11/08 | Chicago | 1 | Punt | Ray-Ray McCloud | 14 | PIT 41 | Touchdown | 4 | KO | Jakeem Grant Sr. DeAndre Houston-Carson | 32 25T | CHI 42 CHI 35 | Punt Field Goal |
| 11/14 | Detroit | 1 | Punt | Ray-Ray McCloud | 13 | PIT 40 | Punt | 2 | Punt | Kalif Raymond | 48 | PIT 39 | Touchdown |
| | | 1 | Punt | Ray-Ray McCloud | 13 | PIT 28 | Interception | 5 | Punt | Kalif Raymond | 18 | DET 45 | Punt |
| | | 4 | Punt | Ray-Ray McCloud | 13 | PIT 29 | Punt | | | | | | |
| | | 4 | Punt | Ray-Ray McCloud | 10 | PIT 22 | End Half | | | | | | |
| 11/21 | at L.A. Chargers | 2 | KO | Ray-Ray McCloud | 30 | PIT 35 | Field Goal | | | NONE | | | |
| | | 1 | KO | Ray-Ray McCloud | 33 | 50 | Touchdown | | | | | | |
| 11/28 | at Cincinnati | | | NONE | | | | 1 | INT | Eli Apple | 50 | PIT 5 | Field Goal |
| | | | | | | | | 2 | INT | Mike Hilton | 24T | CIN 35 | End Half |
| | | | | | | | | 3 | Punt | Darius Phillips | 17 | CIN 33 | Punt |
| 12/05 | Baltimore | 1 | Punt | Ray-Ray McCloud | 14 | PIT 27 | Punt | 2 | Punt | Devin Duvernay | 12 | BAL 27 | Punt |
| | | | | | | | | 4 | KO | Devin Duvernay | 35 | BAL 35 | Field Goal |
| 12/09 | at Minnesota | 4 | INT | Ahkello Witherspoon | 41 | MIN 21 | Touchdown | 1 | Punt | Dede Westbrook | 16 | MIN 43 | Field Goal |
| | | | | | | | | 3 | Punt | Dede Westbrook | 15 | PIT 34 | Field Goal |
| 12/19 | Tennessee | 1 | Punt | Ray-Ray McCloud | 17 | PIT 35 | Punt | 1 | Punt | Chester Rogers | 55 | PIT 25 | Touchdown |
| | | 3 | Punt | Ray-Ray McCloud | 11 | PIT 23 | Interception | | | | | | |
| | | 3 | Punt | Ray-Ray McCloud | 11 | PIT 37 | Touchdown | | | | | | |
| | | 4 | INT | Joe Schobert | 23 | TEN 31 | Field Goal | | | | | | |
| 12/26 | at Kansas City | -- | -- | -- | -- | -- | -- | -- | -- | -- | -- | -- | -- |
| 01/03 | Cleveland | -- | -- | -- | -- | -- | -- | -- | -- | -- | -- | -- | -- |
| 01/09 | at Baltimore | -- | -- | -- | -- | -- | -- | -- | -- | -- | -- | -- | -- |
| TOTALS | | 22 | - 444 (20.2), 0 TDS | | | | | 23 | - 616 (26.8), 2 TDS | | | | |

SEPTEMBER12,2021

SEPTEMBER19,2021

SEPTEMBER 26, 2021

OCTOBER3,2021

OCTOBER10,2021

DRIVE CHARTS

WEEK 6: STEELERS 23, SEAHAWKS 20

OCTOBER17,2021

| STEELERS | | | | | | | | | | | | | SEAHAWKS | | | | | | | | | | | | |
|----------|-------|-------|------|----------|--------|-------|-----|-----|-----|-----|--------|------------|----------|-------|-------|------|----------|--------|-------|-----|-----|-----|-----|--------|------------|
| # | RECD | LOST | POSS | OBTAINED | BEGAN | PLAYS | YDS | PEN | NET | 1ST | ENDED | GIVEN UP | # | RECD | LOST | POSS | OBTAINED | BEGAN | PLAYS | YDS | PEN | NET | 1ST | ENDED | GIVEN UP |
| 1 | 15:00 | 12:19 | 2:41 | Kickoff | PIT 37 | 3 | 13 | -5 | 8 | 0 | PIT 45 | Punt | 1 | 12:19 | 10:14 | 2:05 | Punt | SEA 10 | 3 | 8 | 0 | 8 | 0 | SEA 18 | Punt |
| 2 | 10:14 | 08:04 | 2:10 | Punt | PIT 31 | 3 | 18 | 0 | 18 | 1 | PIT 49 | Punt | 2 | 08:04 | 04:35 | 3:09 | Punt | SEA 16 | 7 | 51 | -10 | 41 | 2 | PIT 43 | Punt |
| 3 | 04:55 | 00:35 | 4:20 | Punt | PIT 20 | 6 | 25 | -10 | 15 | 1 | PIT 35 | Punt | 3 | 00:35 | 14:11 | 1:24 | Punt | SEA 21 | 3 | 9 | 0 | 9 | 0 | SEA 30 | Punt |
| 4 | 14:11 | 10:01 | 4:10 | Punt | PIT 46 | 8 | 54 | 0 | 54 | 4 | SEA 5 | Touchdown | 4 | 10:01 | 08:03 | 1:58 | Kickoff | SEA 31 | 4 | 6 | 0 | 6 | 1 | SEA 37 | Punt |
| 5 | 08:03 | 01:04 | 6:59 | Punt | PIT 16 | 14 | 64 | 20 | 84 | 7 | SEA 1 | Touchdown | 5 | 01:04 | 00:36 | 0:28 | Kickoff | SEA 25 | 3 | -8 | 0 | -8 | 0 | SEA 17 | Punt |
| 6 | 00:36 | 00:11 | 0:25 | Punt | PIT 41 | 3 | 3 | 0 | 3 | 0 | PIT 44 | Punt | 6 | 00:11 | 00:00 | 0:11 | Punt | SEA 20 | 1 | -1 | 0 | -1 | 0 | SEA 20 | End Half |
| 7 | 09:55 | 05:46 | 4:09 | Kickoff | PIT 25 | 9 | 76 | -10 | 66 | 3 | SEA 9 | Field Goal | 7 | 15:00 | 09:55 | 5:05 | Kickoff | SEA 25 | 10 | 72 | 3 | 75 | 6 | PIT 2 | Touchdown |
| 8 | 03:02 | 01:25 | 1:37 | Kickoff | PIT 23 | 3 | 3 | 0 | 3 | 0 | PIT 26 | Punt | 8 | 05:46 | 03:02 | 2:44 | Kickoff | SEA 40 | 6 | 60 | 0 | 60 | 3 | PIT 1 | Touchdown |
| 9 | 12:59 | 11:32 | 1:27 | Kickoff | PIT 17 | 3 | 18 | 0 | 18 | 2 | PIT 38 | Fumble | 9 | 01:25 | 12:59 | 3:26 | Punt | SEA 42 | 8 | 36 | 0 | 36 | 2 | PIT 22 | Field Goal |
| 10 | 09:45 | 07:29 | 2:16 | Punt | PIT 20 | 5 | 15 | 0 | 15 | 1 | PIT 35 | Punt | 10 | 11:32 | 09:45 | 1:47 | Fumble | PIT 35 | 3 | 6 | -10 | -4 | 0 | PIT 39 | Punt |
| 11 | 05:19 | 01:30 | 3:49 | Punt | PIT 26 | 9 | 50 | -10 | 40 | 3 | SEA 34 | Field Goal | 11 | 07:29 | 05:19 | 2:10 | Punt | SEA 18 | 3 | 5 | 0 | 5 | 0 | SEA 23 | Punt |
| 12 | 06:31 | 04:27 | 2:04 | Punt | PIT 20 | 3 | 9 | 0 | 9 | 0 | PIT 29 | Punt | 12 | 01:30 | 00:00 | 1:30 | Kickoff | SEA 25 | 9 | 50 | 0 | 50 | 3 | PIT 25 | Field Goal |
| 13 | 04:16 | 02:50 | 1:26 | Fumble | SEA 16 | 3 | -3 | 0 | -3 | 0 | SEA 19 | Field Goal | 13 | 10:00 | 06:31 | 3:29 | Kickoff | SEA 27 | 5 | 15 | 0 | 15 | 1 | SEA 42 | Punt |
| | | | | | | | | | | | | | 14 | 04:27 | 04:16 | 0:11 | Punt | SEA 15 | 1 | 0 | 0 | 0 | 0 | SEA 15 | Fumble |

WEEK 8: STEELERS 15, BROWNS 10

OCTOBER31,2021

| STEELERS | | | | | | | | | | | | | BROWNS | | | | | | | | | | | | |
|----------|-------|-------|------|----------|--------|-------|-----|-----|-----|-----|--------|------------|--------|-------|-------|------|----------|--------|-------|-----|-----|-----|-----|--------|------------|
| # | RECD | LOST | POSS | OBTAINED | BEGAN | PLAYS | YDS | PEN | NET | 1ST | ENDED | GIVEN UP | # | RECD | LOST | POSS | OBTAINED | BEGAN | PLAYS | YDS | PEN | NET | 1ST | ENDED | GIVEN UP |
| 1 | 08:09 | 04:19 | 3:50 | Kickoff | PIT 25 | 7 | 27 | 5 | 22 | 2 | PIT 47 | Punt | 1 | 15:00 | 08:09 | 6:51 | Kickoff | CLE 25 | 13 | 63 | 0 | 63 | 4 | PIT 12 | Field Goal |
| 2 | 14:54 | 09:18 | 5:36 | Downs | PIT 40 | 10 | 57 | -10 | 47 | 2 | CLE 13 | Field Goal | 2 | 04:19 | 14:54 | 4:25 | Punt | CLE 15 | 8 | 50 | -5 | 45 | 2 | PIT 39 | Downs |
| 3 | 08:30 | 07:16 | 1:14 | Punt | PIT 23 | 3 | 0 | 0 | 0 | 0 | PIT 23 | Punt | 3 | 09:18 | 08:30 | 0:48 | Kickoff | CLE 25 | 3 | 0 | 0 | 0 | 0 | CLE 25 | Punt |
| 4 | 06:07 | 03:28 | 4:29 | Punt | PIT 37 | 12 | 53 | 0 | 53 | 4 | CLE 10 | Downs | 4 | 07:16 | 06:07 | 1:09 | Punt | CLE 22 | 3 | -5 | 0 | -5 | 0 | CLE 17 | Punt |
| 5 | 00:21 | 00:00 | 0:21 | Punt | PIT 35 | 1 | 0 | 0 | 0 | 0 | PIT 35 | End Half | 5 | 01:38 | 00:21 | 1:17 | Downs | CLE 10 | 5 | 24 | 0 | 24 | 1 | CLE 34 | Punt |
| 6 | 15:00 | 13:55 | 1:05 | Kickoff | PIT 27 | 3 | 5 | 0 | 5 | 0 | PIT 32 | Punt | 6 | 13:55 | 09:36 | 4:19 | Punt | CLE 14 | 8 | 81 | 5 | 86 | 6 | PIT 10 | Touchdown |
| 7 | 09:36 | 03:39 | 5:57 | Kickoff | PIT 22 | 12 | 78 | 0 | 78 | 5 | CLE 8 | Touchdown | 7 | 03:39 | 01:42 | 1:57 | Punt | CLE 40 | 3 | 9 | -5 | 4 | 0 | CLE 44 | Punt |
| 8 | 01:42 | 11:04 | 5:38 | Punt | PIT 17 | 13 | 88 | -5 | 83 | 7 | CLE 2 | Touchdown | 8 | 11:04 | 06:04 | 5:00 | Punt | CLE 20 | 8 | 59 | 0 | 59 | 3 | PIT 32 | Fumble |
| 9 | 06:04 | 04:22 | 1:42 | Fumble | PIT 20 | 3 | 8 | -5 | 3 | 0 | PIT 23 | Punt | 9 | 04:22 | 01:53 | 2:29 | Punt | CLE 39 | 8 | 25 | 10 | 35 | 3 | PIT 26 | Downs |
| 10 | 01:53 | 00:00 | 1:53 | Downs | PIT 26 | 6 | 54 | -5 | 49 | 1 | CLE 25 | Downs | | | | | | | | | | | | | |

WEEK 9: STEELERS 29, BEARS 27

NOVEMBER8,2021

| STEELERS | | | | | | | | | | | | | BEARS | | | | | | | | | | | | |
|----------|-------|-------|------|--------------|--------|-------|-----|-----|-----|-----|--------|------------|-------|-------|-------|------|----------|--------|-------|-----|-----|-----|-----|--------|--------------|
| # | RECD | LOST | POSS | OBTAINED | BEGAN | PLAYS | YDS | PEN | NET | 1ST | ENDED | GIVEN UP | # | RECD | LOST | POSS | OBTAINED | BEGAN | PLAYS | YDS | PEN | NET | 1ST | ENDED | GIVEN UP |
| 1 | 13:02 | 09:42 | 3:20 | Punt | PIT 41 | 6 | 54 | 5 | 59 | 4 | CHI 10 | Touchdown | 1 | 15:00 | 13:02 | 1:58 | Kickoff | CHI 22 | 3 | 8 | 0 | 8 | 0 | CHI 30 | Punt |
| 2 | 07:40 | 04:29 | 3:11 | Punt | PIT 42 | 6 | 31 | 0 | 8 | 1 | PIT 48 | Punt | 2 | 09:42 | 07:40 | 2:02 | Kickoff | CHI 11 | 3 | 14 | -10 | 4 | 0 | CHI 15 | Punt |
| 3 | 02:03 | 13:22 | 3:41 | Interception | CHI 36 | 9 | 8 | 5 | 36 | 3 | CHI 4 | Touchdown | 3 | 04:29 | 02:03 | 2:26 | Punt | CHI 12 | 5 | 30 | 0 | 30 | 2 | CHI 42 | Interception |
| 4 | 11:49 | 09:12 | 2:37 | Punt | PIT 17 | 4 | 12 | -9 | 3 | 0 | PIT 20 | Punt | 4 | 13:22 | 11:49 | 1:33 | Kickoff | CHI 25 | 3 | 7 | 0 | 7 | 0 | CHI 32 | Punt |
| 5 | 06:44 | 04:47 | 1:57 | Punt | PIT 9 | 3 | 9 | 0 | 9 | 0 | PIT 18 | Punt | 5 | 09:12 | 06:44 | 2:28 | Punt | CHI 48 | 4 | 17 | -5 | 12 | 1 | PIT 40 | Punt |
| 6 | 00:15 | 00:00 | 0:15 | Kickoff | PIT 25 | 1 | -1 | 0 | -1 | 0 | PIT 25 | End Half | 6 | 04:47 | 00:15 | 4:32 | Punt | CHI 36 | 12 | 51 | 1 | 52 | 3 | PIT 12 | Field Goal |
| 7 | 15:00 | 12:42 | 2:18 | Kickoff | PIT 30 | 3 | 7 | 15 | 22 | 1 | CHI 48 | Punt | 7 | 12:42 | 07:43 | 4:59 | Punt | CHI 7 | 10 | 104 | -15 | 89 | 4 | PIT 4 | Field Goal |
| 8 | 07:43 | 02:08 | 5:35 | Kickoff | PIT 25 | 9 | 75 | 0 | 75 | 4 | CHI 10 | Touchdown | 8 | 02:08 | 14:17 | 2:51 | Kickoff | CHI 18 | 6 | 82 | 0 | 82 | 4 | PIT 15 | Touchdown |
| 9 | 14:17 | 11:54 | 2:23 | Kickoff | PIT 25 | 4 | 9 | 30 | 39 | 1 | CHI 36 | Field Goal | 9 | 11:54 | 11:47 | 0:07 | Kickoff | 0 | 0 | 0 | 0 | 0 | 0 | 0 | Fumble |
| 10 | 11:47 | 07:58 | 3:49 | Fumble | CHI 42 | 6 | -2 | 5 | 3 | 1 | CHI 39 | Punt | 10 | 07:58 | 06:31 | 1:27 | Punt | CHI 20 | 3 | 3 | 0 | 3 | 0 | CHI 23 | Punt |
| 11 | 06:31 | 02:52 | 3:39 | Kickoff | PIT 25 | 11 | 26 | 15 | 41 | 3 | CHI 34 | Field Goal | 11 | 02:52 | 01:46 | 1:06 | Kickoff | CHI 25 | 7 | 75 | 0 | 75 | 3 | PIT 16 | Touchdown |
| 12 | 01:46 | 00:26 | 1:20 | Kickoff | PIT 25 | 7 | 52 | 0 | 52 | 2 | CHI 23 | Field Goal | 12 | 00:26 | 00:00 | 0:26 | Kickoff | CHI 25 | 5 | 23 | 5 | 28 | 3 | PIT 27 | Missed FG |

WEEK 14: STEELERS 16, LIONS 16

NOVEMBER14,2021

| STEELERS | | | | | | | | | | | | | LIONS | | | | | | | | | | | | |
|----------|-------|-------|------|-----------|--------|-------|-----|-----|-----|-----|--------|--------------|-------|-------|-------|------|--------------|--------|-------|-----|-----|-----|-----|--------|------------|
| # | RECD | LOST | POSS | OBTAINED | BEGAN | PLAYS | YDS | PEN | NET | 1ST | ENDED | GIVEN UP | # | RECD | LOST | POSS | OBTAINED | BEGAN | PLAYS | YDS | PEN | NET | 1ST | ENDED | GIVEN UP |
| 1 | 15:00 | 09:40 | 5:20 | Kickoff | PIT 17 | 10 | 54 | 29 | 83 | 5 | DET 9 | Touchdown | 1 | 09:40 | 08:01 | 1:39 | Kickoff | DET 16 | 3 | 10 | -5 | 5 | 0 | DET 21 | Punt |
| 2 | 08:01 | 06:37 | 1:24 | Punt | PIT 40 | 3 | 6 | 0 | 6 | 0 | PIT 46 | Punt | 2 | 06:37 | 04:27 | 2:10 | Punt | DET 15 | 3 | 9 | 0 | 9 | 0 | DET 24 | Punt |
| 3 | 04:27 | 01:39 | 2:48 | Punt | PIT 28 | 6 | 27 | 0 | 27 | 2 | DET 45 | Interception | 3 | 01:39 | 00:20 | 1:19 | Interception | DET 48 | 3 | 0 | 0 | 0 | 0 | DET 48 | Punt |
| 4 | 00:20 | 14:11 | 0:09 | Punt | PIT 20 | 3 | 6 | 0 | 6 | 0 | PIT 26 | Punt | 4 | 14:11 | 12:43 | 1:28 | Punt | PIT 39 | 3 | 39 | 0 | 39 | 2 | PIT 28 | Touchdown |
| 5 | 12:43 | 04:22 | 8:21 | Kickoff | PIT 25 | 13 | 78 | -15 | 73 | 4 | DET 2 | Field Goal | 5 | 04:22 | 00:00 | 4:22 | Kickoff | PIT 31 | 12 | 67 | 0 | 67 | 3 | PIT 2 | Field Goal |
| 6 | 12:09 | 08:26 | 3:43 | Kickoff | PIT 26 | 13 | 54 | 15 | 69 | 4 | DET 5 | Field Goal | 6 | 15:00 | 12:09 | 2:51 | Kickoff | DET 15 | 6 | 85 | 0 | 85 | 4 | PIT 42 | Touchdown |
| 7 | 04:32 | 01:48 | 2:44 | Punt | PIT 20 | 6 | 21 | 0 | 21 | 1 | PIT 41 | Punt | 7 | 08:26 | 04:32 | 3:54 | Kickoff | DET 33 | 6 | 28 | 0 | 28 | 1 | PIT 39 | Punt |
| 8 | 14:52 | 11:31 | 3:21 | Punt | | 6 | 27 | -10 | 17 | 1 | DET 33 | Field Goal | 8 | 01:48 | 14:52 | 1:56 | Punt | DET 18 | 3 | 0 | -5 | -5 | 0 | DET 13 | Punt |
| 9 | 07:09 | 04:27 | 2:42 | Punt | PIT 29 | 5 | 19 | 0 | 19 | 1 | PIT 48 | Punt | 9 | 11:31 | 07:09 | 4:22 | Kickoff | DET 25 | 7 | 6 | 4 | 10 | 1 | DET 35 | Punt |
| 10 | 03:22 | 02:22 | 1:00 | Punt | DET 48 | 3 | 3 | 0 | 3 | 0 | DET 45 | Punt | 10 | 04:27 | 03:22 | 1:05 | Punt | DET 13 | 3 | -11 | 0 | -11 | 0 | DET 2 | Punt |
| 11 | 00:19 | 00:00 | 0:19 | Punt | PIT 22 | 1 | -1 | 0 | -1 | 0 | PIT 22 | End Half | 11 | 02:22 | 00:19 | 2:03 | Punt | DET 20 | 8 | 25 | 0 | 25 | 2 | DET 45 | Punt |
| 12 | 07:32 | 06:42 | 0:50 | Punt | PIT 17 | 2 | 38 | 0 | 38 | 0 | PIT 19 | Fumble | 12 | 10:00 | 07:32 | 2:28 | Kickoff | DET 26 | 4 | 24 | 0 | 24 | 1 | PIT 41 | Punt |
| 13 | 04:03 | 02:25 | 1:38 | Missed FG | PIT 38 | 3 | -15 | 0 | -15 | 0 | PIT 23 | Punt | 13 | 06:42 | 04:03 | 2:39 | Fumble | DET 45 | 5 | 15 | 10 | 25 | 2 | PIT 30 | Missed FG |
| 14 | 01:37 | 00:08 | 1:29 | Punt | PIT 11 | 10 | 51 | 0 | 51 | 4 | DET 39 | Fumble | 14 | 02:25 | 01:37 | 0:48 | Punt | DET 45 | 3 | -13 | 0 | -13 | 0 | DET 32 | Punt |
| | | | | | | | | | | | | | 15 | 00:08 | 00:00 | 0:08 | Fumble | DET 38 | 1 | 22 | 0 | 22 | 1 | DET 38 | End Game |

WEEK 11: STEELERS 37, CHARGERS 41

WEEK 12: STEELERS 10, BENGALS 41

NOVEMBER 28, 2021

| STEELERS | | | | | | | | | | | | | BENGALS | | | | | | | | | | | | |
|----------|-------|-------|------|--------------|--------|-------|-----|-----|-----|-----|--------|--------------|---------|-------|-------|------|--------------|--------|-------|-----|-----|-----|-----|--------|--------------|
| # | RECD | LOST | POSS | OBTAINED | BEGAN | PLAYS | YDS | PEN | NET | 1ST | ENDED | GIVEN UP | # | RECD | LOST | POSS | OBTAINED | BEGAN | PLAYS | YDS | PEN | NET | 1ST | ENDED | GIVEN UP |
| 1 | 09:29 | 07:56 | 1:33 | Kickoff | PIT 23 | 3 | 14 | 0 | 14 | 1 | PIT 37 | Interception | 1 | 15:00 | 09:29 | 5:31 | Kickoff | CIN 25 | 10 | 71 | 4 | 75 | 5 | PIT 8 | Touchdown |
| 2 | 06:01 | 02:17 | 3:44 | Kickoff | PIT 25 | 8 | 53 | 0 | 53 | 2 | CIN 22 | Field Goal | 2 | 07:56 | 06:01 | 1:55 | Interception | PIT 5 | 4 | -8 | 0 | -8 | 0 | PIT 13 | Field Goal |
| 3 | 14:15 | 10:18 | 3:57 | Kickoff | PIT 25 | 7 | 28 | 0 | 28 | 2 | CIN 47 | Punt | 3 | 02:17 | 14:15 | 3:02 | Kickoff | CIN 25 | 6 | 75 | 0 | 75 | 4 | PIT 32 | Touchdown |
| 4 | 02:43 | 01:48 | 0:55 | Kickoff | PIT 25 | 3 | 9 | 0 | 9 | 0 | PIT 34 | Punt | 4 | 10:18 | 02:43 | 7:35 | Punt | CIN 16 | 14 | 78 | 6 | 84 | 6 | PIT 1 | Touchdown |
| 5 | 00:37 | 00:30 | 0:07 | Interception | PIT 21 | 1 | 0 | 0 | 0 | 0 | PIT 21 | Interception | 5 | 01:48 | 00:37 | 1:11 | Punt | CIN 29 | 6 | 45 | -10 | 35 | 3 | PIT 36 | Interception |
| 6 | 00:30 | 00:00 | 0:30 | Kickoff | PIT 30 | 2 | -9 | 0 | -9 | 0 | PIT 30 | End Half | 6 | 12:11 | 08:27 | 3:44 | Punt | CIN 33 | 5 | 8 | 0 | 8 | 1 | CIN 41 | Punt |
| 7 | 15:00 | 12:11 | 2:49 | Kickoff | PIT 25 | 6 | 17 | 0 | 17 | 1 | PIT 42 | Punt | 7 | 06:23 | 02:35 | 3:48 | Punt | PIT 45 | 8 | 12 | 0 | 12 | 1 | PIT 33 | Field Goal |
| 8 | 08:27 | 06:23 | 2:04 | Punt | PIT 18 | 5 | 27 | 0 | 27 | 2 | CIN 45 | Fumble | 8 | 01:07 | 13:20 | 2:57 | Punt | CIN 35 | 5 | 65 | 0 | 65 | 4 | PIT 1 | Touchdown |
| 9 | 02:35 | 01:07 | 1:28 | Kickoff | PIT 25 | 3 | 2 | 0 | 2 | 0 | PIT 27 | Punt | 9 | 10:36 | 06:11 | 4:25 | Punt | CIN 7 | 6 | 23 | -3 | 20 | 1 | CIN 27 | Punt |
| 10 | 13:10 | 10:36 | 2:34 | Kickoff | PIT 23 | 6 | 43 | -15 | 28 | 1 | CIN 49 | Punt | 10 | 02:59 | 01:47 | 1:12 | Kickoff | CIN 10 | 3 | 1 | 0 | 1 | 0 | CIN 11 | Punt |
| 11 | 06:11 | 02:59 | 3:12 | Punt | PIT 31 | 9 | 69 | 0 | 69 | 4 | CIN 15 | Touchdown | | | | | | | | | | | | | |
| 12 | 01:47 | 00:00 | 1:47 | Punt | PIT 36 | 7 | 48 | 0 | 48 | 3 | CIN 27 | End Game | | | | | | | | | | | | | |

WEEK 13: STEELERS 20, RAVENS 19

DECEMBER 5, 2021

| STEELERS | | | | | | | | | | | | | RAVENS | | | | | | | | | | | | |
|----------|-------|-------|------|--------------|--------|-------|-----|-----|-----|-----|--------|------------|--------|-------|-------|-------|----------|--------|-------|-----|-----|-----|-----|--------|--------------|
| # | RECD | LOST | POSS | OBTAINED | BEGAN | PLAYS | YDS | PEN | NET | 1ST | ENDED | GIVEN UP | # | RECD | LOST | POSS | OBTAINED | BEGAN | PLAYS | YDS | PEN | NET | 1ST | ENDED | GIVEN UP |
| 1 | 08:30 | 06:55 | 1:35 | Interception | PIT 20 | 3 | 9 | 0 | 9 | 0 | PIT 29 | Punt | 1 | 15:00 | 08:30 | 6:30 | Kickoff | BAL 25 | 11 | 75 | -10 | 65 | 4 | PIT 10 | Interception |
| 2 | 05:17 | 04:04 | 1:13 | Punt | PIT 27 | 3 | 8 | 0 | 8 | 0 | PIT 35 | Punt | 2 | 06:55 | 05:17 | 1:38 | Punt | BAL 33 | 3 | -9 | 0 | -9 | 0 | PIT 32 | Punt |
| 3 | 08:27 | 06:23 | 2:21 | Kickoff | PIT 18 | 4 | 24 | 0 | 24 | 1 | PIT 42 | Punt | 3 | 04:04 | 08:37 | 10:27 | Punt | BAL 1 | 16 | 94 | 5 | 99 | 7 | BAL 3 | Touchdown |
| 4 | 01:48 | 00:27 | 1:21 | Punt | PIT 13 | 9 | 52 | 0 | 52 | 3 | BAL 35 | Field Goal | 4 | 06:16 | 01:48 | 4:28 | Punt | BAL 27 | 6 | 15 | 5 | 20 | 2 | BAL 47 | Punt |
| 5 | 15:00 | 12:44 | 2:16 | Kickoff | PIT 10 | 6 | 11 | -10 | 1 | 1 | PIT 11 | Punt | 5 | 00:27 | 00:00 | 0:27 | Kickoff | BAL 25 | 3 | 8 | -10 | -2 | 0 | BAL 23 | End Half |
| 6 | 07:24 | 03:36 | 3:48 | Kickoff | PIT 20 | 8 | 31 | 0 | 31 | 2 | BAL 49 | Punt | 6 | 12:44 | 07:24 | 5:20 | Punt | BAL 42 | 10 | 46 | -5 | 41 | 3 | PIT 17 | Field Goal |
| 7 | 00:39 | 14:01 | 1:38 | Punt | PIT 22 | 4 | 78 | 0 | 78 | 2 | BAL 29 | Touchdown | 7 | 03:36 | 00:39 | 2:57 | Punt | BAL 24 | 6 | 19 | -5 | 14 | 1 | BAL 38 | Punt |
| 8 | 11:51 | 07:18 | 4:33 | Kickoff | PIT 25 | 10 | 50 | 0 | 50 | 3 | BAL 25 | Field Goal | 8 | 14:01 | 11:51 | 2:10 | Kickoff | BAL 38 | 5 | 10 | -41 | 51 | 1 | PIT 11 | Field Goal |
| 9 | 06:21 | 01:48 | 4:33 | Punt | PIT 31 | 11 | 59 | 10 | 69 | 5 | BAL 5 | Touchdown | 9 | 07:18 | 06:21 | 0:57 | Kickoff | BAL 25 | 3 | -5 | 0 | -5 | 0 | BAL 20 | Punt |
| 10 | 00:12 | 00:00 | 0:12 | Kickoff | BAL 45 | 1 | -1 | 0 | -1 | 0 | BAL 45 | End Game | 10 | 01:48 | 00:12 | 1:36 | Kickoff | BAL 40 | 8 | 65 | -5 | 60 | 4 | PIT 6 | Touchdown |

WEEK 14: STEELERS 28, VIKINGS 36

DECEMBER 9, 2021

| STEELERS | | | | | | | | | | | | | VIKINGS | | | | | | | | | | | | |
|----------|-------|-------|------|--------------|--------|-------|-----|-----|-----|-----|--------|--------------|---------|-------|-------|------|--------------|--------|-------|-----|-----|-----|-----|--------|--------------|
| # | RECD | LOST | POSS | OBTAINED | BEGAN | PLAYS | YDS | PEN | NET | 1ST | ENDED | GIVEN UP | # | RECD | LOST | POSS | OBTAINED | BEGAN | PLAYS | YDS | PEN | NET | 1ST | ENDED | GIVEN UP |
| 1 | 11:43 | 05:32 | 6:11 | Missed FG | PIT 43 | 11 | 36 | -10 | 26 | 3 | MIN 31 | Missed FG | 1 | 15:00 | 11:43 | 3:17 | Kickoff | MIN 25 | 7 | 45 | -5 | 40 | 2 | PIT 35 | Missed FG |
| 2 | 03:31 | 01:45 | 1:46 | Kickoff | PIT 25 | 3 | 8 | 0 | 8 | 0 | PIT 33 | Punt | 2 | 05:32 | 03:31 | 2:01 | Missed FG | MIN 39 | 5 | 61 | 0 | 61 | 3 | PIT 14 | Touchdown |
| 3 | 14:43 | 13:01 | 1:42 | Kickoff | PIT 25 | 3 | -6 | 0 | -6 | 0 | PIT 19 | Punt | 3 | 01:45 | 14:43 | 2:02 | Punt | MIN 43 | 7 | 37 | 0 | 37 | 2 | PIT 20 | Field Goal |
| 4 | 09:55 | 07:39 | 2:16 | Kickoff | PIT 19 | 3 | -4 | 0 | -4 | 0 | PIT 15 | Punt | 4 | 13:01 | 09:55 | 3:06 | Punt | MIN 22 | 5 | 88 | -10 | 78 | 4 | PIT 29 | Touchdown |
| 5 | 02:20 | 01:35 | 0:45 | Kickoff | PIT 25 | 5 | 9 | 5 | 14 | 1 | PIT 39 | Punt | 5 | 07:39 | 02:20 | 5:19 | Punt | MIN 40 | 12 | 60 | 0 | 60 | 4 | PIT 7 | Touchdown |
| 6 | 00:44 | 00:00 | 0:44 | Punt | PIT 33 | 2 | 23 | -5 | 18 | 1 | PIT 34 | End Half | 6 | 01:35 | 00:44 | 0:51 | Punt | MIN 12 | 3 | 9 | 0 | 9 | 0 | MIN 21 | Punt |
| 7 | 15:00 | 12:25 | 2:35 | Kickoff | PIT 12 | 3 | -4 | 0 | -4 | 0 | PIT 8 | Punt | 7 | 12:25 | 09:36 | 2:49 | Punt | PIT 34 | 7 | 10 | 0 | 10 | 1 | PIT 24 | Field Goal |
| 8 | 09:36 | 08:22 | 1:14 | Kickoff | PIT 15 | 3 | 27 | 0 | 27 | 1 | PIT 42 | Interception | 8 | 08:22 | 06:15 | 2:07 | Interception | PIT 30 | 6 | 18 | 5 | 23 | 2 | PIT 7 | Field Goal |
| 9 | 06:15 | 02:11 | 4:04 | Kickoff | PIT 25 | 10 | 65 | 10 | 75 | 5 | MIN 3 | Touchdown | 9 | 02:11 | 02:03 | 0:08 | Kickoff | MIN 25 | 1 | 0 | 0 | 0 | 0 | MIN 25 | Interception |
| 10 | 02:03 | 14:49 | 2:14 | Interception | MIN 42 | 7 | 30 | 12 | 42 | 4 | MIN 1 | Touchdown | 10 | 14:49 | 13:17 | 1:32 | Kickoff | MIN 25 | 3 | 3 | 0 | 3 | 0 | MIN 28 | Punt |
| 11 | 13:17 | 12:11 | 1:06 | Punt | PIT 31 | 3 | 69 | 0 | 69 | 2 | MIN 30 | Touchdown | 11 | 12:11 | 10:51 | 1:20 | Kickoff | MIN 25 | 3 | 75 | 0 | 75 | 2 | MIN 38 | Touchdown |
| 12 | 10:51 | 08:56 | 1:55 | Kickoff | PIT 25 | 3 | 7 | -5 | 2 | 0 | PIT 27 | Punt | 12 | 08:56 | 10:48 | 3:58 | Punt | MIN 39 | 6 | 22 | 0 | 22 | 1 | PIT 39 | Interception |
| 13 | 04:58 | 04:14 | 0:44 | Interception | MIN 21 | 2 | 21 | 0 | 21 | 1 | MIN 15 | Touchdown | 13 | 04:14 | 02:16 | 1:58 | Kickoff | MIN 25 | 6 | 30 | -10 | 20 | 1 | MIN 45 | Punt |
| 14 | 02:16 | 00:00 | 2:16 | Punt | PIT 4 | 12 | 94 | -10 | 84 | 4 | MIN 12 | End Game | | | | | | | | | | | | | |

WEEK 15: STEELERS 19, TITANS 13

DECEMBER 19, 2021

| STEELERS | | | | | | | | | | | | | TITANS | | | | | | | | | | | | |
|----------|-------|-------|------|--------------|--------|-------|-----|-----|-----|-----|--------|------------|--------|-------|-------|-------|----------|--------|-------|-----|-----|-----|-----|--------|--------------|
| # | RECD | LOST | POSS | OBTAINED | BEGAN | PLAYS | YDS | PEN | NET | 1ST | ENDED | GIVEN UP | # | RECD | LOST | POSS | OBTAINED | BEGAN | PLAYS | YDS | PEN | NET | 1ST | ENDED | GIVEN UP |
| 1 | 15:00 | 13:23 | 1:37 | Kickoff | PIT 25 | 4 | 18 | 0 | 18 | 1 | PIT 43 | Punt | 1 | 13:23 | 11:16 | 2:07 | Punt | TEN 30 | 3 | 2 | 0 | 2 | 0 | TEN 32 | Punt |
| 2 | 11:16 | 10:10 | 1:06 | Punt | PIT 35 | 3 | 4 | 0 | 4 | 0 | PIT 39 | Punt | 2 | 10:10 | 07:41 | 2:29 | Punt | PIT 25 | 6 | 25 | 0 | 25 | 3 | PIT 1 | Touchdown |
| 3 | 07:41 | 06:07 | 1:34 | Kickoff | PIT 25 | 3 | -4 | 0 | -4 | 0 | PIT 21 | Punt | 3 | 06:07 | 01:13 | 4:54 | Punt | TEN 47 | 11 | 40 | 5 | 45 | 3 | PIT 8 | Field Goal |
| 4 | 01:13 | 14:18 | 1:55 | Kickoff | PIT 28 | 4 | 22 | -5 | 17 | 1 | PIT 45 | Punt | 4 | 14:18 | 12:46 | 1:32 | Punt | TEN 15 | 3 | 13 | 0 | 13 | 0 | TEN 20 | Fumble |
| 5 | 12:46 | 10:35 | 2:11 | Fumble | TEN 36 | 5 | 23 | -5 | 18 | 1 | TEN 18 | Field Goal | 5 | 10:35 | 00:18 | 10:17 | Kickoff | TEN 22 | 19 | 79 | -15 | 64 | 6 | PIT 14 | Field Goal |
| 6 | 00:18 | 00:00 | 0:18 | Kickoff | PIT 22 | 4 | 40 | 0 | 40 | 2 | TEN 38 | Missed FG | 6 | 15:00 | 11:26 | 3:34 | Kickoff | TEN 25 | 5 | 24 | 0 | 24 | 1 | TEN 49 | Punt |
| 7 | 11:26 | 10:10 | 1:16 | Punt | PIT 23 | 3 | -4 | 5 | 1 | 0 | PIT 24 | Punt | 7 | 10:10 | 07:07 | 3:03 | Punt | TEN 20 | 5 | 0 | 0 | 0 | 1 | TEN 20 | Punt |
| 8 | 07:07 | 03:08 | 3:59 | Punt | PIT 37 | 8 | 39 | 24 | 63 | 5 | TEN 1 | Touchdown | 8 | 03:08 | 00:50 | 2:18 | Kickoff | TEN 25 | 6 | 16 | 0 | 16 | 1 | TEN 42 | Fumble |
| 9 | 00:50 | 13:24 | 2:26 | Fumble | TEN 41 | 7 | 22 | 9 | 31 | 2 | TEN 10 | Field Goal | 9 | 13:24 | 09:16 | 4:08 | Kickoff | TEN 25 | 7 | 43 | -10 | 33 | 2 | PIT 42 | Interception |
| 10 | 09:16 | 07:20 | 1:56 | Interception | TEN 31 | 4 | 4 | 0 | 4 | 0 | TEN 27 | Field Goal | 10 | 07:20 | 06:36 | 0:44 | Kickoff | TEN 25 | 2 | 10 | 0 | 10 | 1 | TEN 36 | Fumble |
| 11 | 06:36 | 04:29 | 2:07 | Fumble | TEN 35 | 4 | 5 | 0 | 5 | 0 | TEN 30 | Field Goal | 11 | 04:29 | 00:27 | 4:02 | Kickoff | TEN 25 | 13 | 65 | 0 | 65 | 4 | PIT 16 | Downs |
| 12 | 00:27 | 00:00 | 0:27 | Downs | PIT 10 | 1 | -1 | 0 | -1 | 0 | PIT 10 | End Game | | | | | | | | | | | | | |

| 2021 REGULAR SEASON | | | | | | | | | | | | | | | | | |
|---------------------|-------------|------------|-----|------|---------|-------------|-----|------|--------|------------|-----|------|---------|-------------|-----|------|--------|
| | | STEELERS | | | | | | | | OPPONENT | | | | | | | |
| | | FIRST HALF | | | | SECOND HALF | | | | FIRST HALF | | | | SECOND HALF | | | |
| DATE | OPPONENT | PLAYS | YDS | TIME | RESULT | PLAYS | YDS | TIME | RESULT | PLAYS | YDS | TIME | RESULT | PLAYS | YDS | TIME | RESULT |
| 09/12 | at Bills | 5 | 22 | 2:55 | Punt | 10 | 69 | 4:37 | FG | 4 | 5 | 1:30 | FG | 12 | 40 | 4:35 | Downs |
| 09/19 | Raiders | 6 | 14 | 3:33 | Punt | 6 | 20 | 3:04 | Punt | 6 | 19 | 3:12 | Punt | 6 | 22 | 2:45 | Punt |
| 09/26 | Bengals | 3 | 4 | 2:00 | Punt | 3 | 6 | 0:56 | INT | 3 | 4 | 2:12 | Punt | 10 | 55 | 6:13 | FG |
| 10/03 | at Packers | 8 | 75 | 4:56 | TD | 5 | 12 | 2:30 | Punt | 8 | 38 | 5:54 | Punt | 12 | 64 | 5:29 | FG |
| 10/10 | Broncos | 6 | 85 | 2:58 | TD | 14 | 86 | 7:16 | TD | 3 | 6 | 2:07 | Punt | 8 | 38 | 5:03 | Punt |
| 10/17 | Seahawks | 3 | 8 | 2:41 | Punt | 9 | 66 | 4:09 | FG | 3 | 8 | 2:05 | Punt | 10 | 75 | 5:05 | TD |
| 10/31 | at Browns | 7 | 22 | 3:50 | Punt | 3 | 5 | 1:05 | Punt | 13 | 63 | 6:51 | FG | 8 | 86 | 4:19 | TD |
| 11/08 | Bears | 6 | 59 | 3:20 | TD | 3 | 22 | 2:18 | Punt | 3 | 8 | 1:58 | Punt | 10 | 89 | 4:59 | FG |
| 11/14 | Lions | 10 | 83 | 5:20 | TD | 13 | 69 | 3:43 | FG | 3 | 5 | 1:39 | Punt | 6 | 85 | 2:51 | TD |
| 11/21 | at Chargers | 13 | 57 | 6:31 | FG | 3 | 2 | 1:42 | Punt | 12 | 73 | 6:20 | TD | 6 | 70 | 3:10 | TD |
| 11/28 | at Bengals | 3 | 14 | 1:33 | INT | 6 | 17 | 2:49 | Punt | 10 | 75 | 5:31 | TD | 5 | 8 | 3:44 | Punt |
| 12/05 | Ravens | 3 | 9 | 1:35 | Punt | 6 | 1 | 2:16 | Punt | 11 | 65 | 6:30 | INT | 10 | 41 | 5:20 | FG |
| 12/09 | at Vikings | 11 | 26 | 6:11 | Miss FG | 3 | -4 | 2:35 | Punt | 7 | 40 | 3:17 | Miss FG | 7 | 10 | 2:49 | FG |
| 12/19 | Titans | 4 | 18 | 1:37 | Punt | 3 | 1 | 1:16 | Punt | 3 | 2 | 2:07 | Punt | 5 | 24 | 3:34 | Punt |

| DATE | | OPPONENT | STARTING QB | POSS | TO | PAT | 2-PTM | 2-PT | FG | FGA | MG | 6BK | FGP | PUNT | INT | FUM | SAF | OWNS | HF | GM | PTS | TD% | SCORE | PTS | POSS |
|-------------|--|------------------|----------------|------|----|-----|-------|------|----|-----|----|-----|-----|------|-----|-----|-----|------|----|------|------|------|-------|------|------|
| 9/12 | | at Buffalo | Roethlisberger | 11 | 1 | 2 | 0 | 0 | 3 | 3 | 0 | 0 | 5 | 0 | 0 | 0 | 0 | 1 | 1 | 16 | 9.1 | 36.4 | | 1.45 | |
| 9/19 | | Las Vegas | Roethlisberger | 11 | 2 | 2 | 0 | 0 | 1 | 1 | 0 | 0 | 4 | 1 | 0 | 0 | 1 | 1 | 17 | 18.2 | 27.3 | | 1.55 | | |
| 9/26 | | Cincinnati | Roethlisberger | 11 | 1 | 1 | 0 | 0 | 1 | 2 | 1 | 0 | 4 | 2 | 0 | 0 | 2 | 0 | 10 | 9.1 | 18.2 | | 0.91 | | |
| 10/3 | | at Green Bay | Roethlisberger | 11 | 2 | 2 | 0 | 0 | 1 | 1 | 0 | 0 | 3 | 1 | 1 | 0 | 2 | 1 | 0 | 17 | 18.2 | 27.3 | | 1.55 | |
| 10/10 | | Denver | Roethlisberger | 10 | 3 | 3 | 0 | 0 | 2 | 2 | 0 | 0 | 2 | 0 | 1 | 0 | 0 | 1 | 1 | 27 | 30.0 | 50.0 | | 2.70 | |
| 10/17 | | Seattle | Roethlisberger | 13 | 2 | 2 | 0 | 0 | 3 | 3 | 0 | 0 | 7 | 0 | 1 | 0 | 0 | 0 | 0 | 23 | 15.4 | 38.5 | | 1.77 | |
| 10/31 | | at Cleveland | Roethlisberger | 10 | 2 | 0 | 2 | 0 | 1 | 1 | 0 | 0 | 4 | 0 | 0 | 0 | 2 | 1 | 0 | 15 | 20.0 | 30.0 | | 1.50 | |
| 11/8 | | Chicago | Roethlisberger | 12 | 3 | 3 | 0 | 0 | 3 | 3 | 0 | 0 | 5 | 0 | 1 | 0 | 0 | 1 | 0 | 29 | 25.0 | 50.0 | | 2.42 | |
| 11/14 | | Detroit | Rudolph | 14 | 1 | 1 | 0 | 0 | 3 | 3 | 0 | 0 | 6 | 1 | 2 | 0 | 0 | 1 | 0 | 16 | 7.1 | 28.6 | | 1.14 | |
| 11/21 | | at L.A. Chargers | Roethlisberger | 11 | 4 | 4 | 0 | 0 | 3 | 3 | 0 | 0 | 1 | 0 | 0 | 0 | 2 | 1 | 0 | 37 | 36.4 | 63.6 | | 3.36 | |
| 11/28 | | at Cincinnati | Roethlisberger | 12 | 1 | 1 | 0 | 0 | 1 | 1 | 0 | 0 | 5 | 2 | 1 | 0 | 0 | 1 | 1 | 10 | 8.3 | 16.7 | | 0.83 | |
| 12/5 | | Baltimore | Roethlisberger | 10 | 2 | 1 | 1 | 1 | 2 | 2 | 0 | 0 | 5 | 0 | 0 | 0 | 0 | 0 | 1 | 20 | 20.0 | 40.0 | | 2.00 | |
| 12/9 | | at Minnesota | Roethlisberger | 14 | 4 | 2 | 2 | 1 | 0 | 1 | 1 | 0 | 6 | 1 | 0 | 0 | 1 | 1 | 1 | 28 | 28.6 | 28.6 | | 2.00 | |
| 12/19 | | Tennessee | Roethlisberger | 12 | 1 | 1 | 0 | 0 | 4 | 5 | 1 | 0 | 5 | 0 | 0 | 0 | 0 | 0 | 1 | 19 | 8.3 | 41.7 | | 1.58 | |
| 12/26 | | at Kansas City | -- | -- | -- | -- | -- | -- | -- | -- | -- | -- | -- | -- | -- | -- | -- | -- | -- | -- | -- | -- | -- | -- | |
| 1/3 | | Cleveland | -- | -- | -- | -- | -- | -- | -- | -- | -- | -- | -- | -- | -- | -- | -- | -- | -- | -- | -- | -- | -- | -- | |
| 1/9 | | at Baltimore | -- | -- | -- | -- | -- | -- | -- | -- | -- | -- | -- | -- | -- | -- | -- | -- | -- | -- | -- | -- | -- | -- | |
| 2021 TOTALS | | | | 162 | 29 | 25 | 5 | 2 | 28 | 31 | 3 | 0 | 62 | 8 | 7 | 0 | 9 | 10 | 7 | 284 | 17.9 | 35.2 | | 1.75 | |

STEELERS 2021 REGULAR SEASON SCORING DRIVES

| DATE | OPPONENT | ACQUIRED | DRIVE START | PLAYS | YARDS | Q/TIME | FIRST DOWNS | SCORING PLAY | PIT | OPP |
|-------|------------------|--------------|--------------|-------|-------|----------|-------------|---|-----|-----|
| 09/12 | at Buffalo | Kickoff | PIT 25 | 10 | 69 | Q3:14:37 | 4 | C. Boswell: 24-yard FG | 3 | 10 |
| | | Downs | PIT 36 | 11 | 62 | Q3:14:01 | 3 | C. Boswell: 20-yard FG | 6 | 10 |
| | | Downs | PIT 48 | 4 | 52 | Q4:2:23 | 3 | D. Johnson: 5-yard pass from B. Roethlisberger | 13 | 10 |
| | | Kickoff | PIT 25 | 9 | 48 | Q4:2:41 | 3 | C. Boswell: 45-yard FG | 23 | 13 |
| 09/19 | Las Vegas | Kickoff | PIT 25 | 7 | 75 | Q2:13:09 | 4 | J. Smith-Schuster: 3-yard run | 7 | 6 |
| | | Punt | PIT 20 | 5 | 80 | Q4:1:41 | 2 | N. Harris: 25-yard pass from B. Roethlisberger | 14 | 16 |
| | | Punt | PIT 32 | 8 | 30 | Q4:2:09 | 2 | C. Boswell: 56-yard FG | 17 | 23 |
| 09/26 | Cincinnati | Punt | PIT 14 | 15 | 86 | Q2:8:32 | 7 | P. Freiermuth: 4-yard pass from B. Roethlisberger | 7 | 7 |
| | | Punt | PIT 4 | 18 | 88 | Q3:9:03 | 5 | Q4: C. Boswell: 26-yard FG | 10 | 24 |
| 10/03 | at Green Bay | Kickoff | PIT 25 | 8 | 75 | Q1:4:56 | 3 | D. Johnson: 45-yard pass from B. Roethlisberger | 7 | 0 |
| | | Kickoff | PIT 25 | 10 | 41 | Q2:5:14 | 3 | C. Boswell: 52-yard FG | 10 | 14 |
| | | Downs | PIT 35 | 8 | 65 | Q4:2:53 | 5 | N. Harris: 1-yard run | 17 | 27 |
| 10/10 | Denver | Kickoff | PIT 15 | 6 | 85 | Q1:2:58 | 2 | D. Johnson: 50-yard pass from B. Roethlisberger | 7 | 0 |
| | | Kickoff | PIT 25 | 9 | 45 | Q1:4:01 | 3 | Q2: C. Boswell: 48-yard FG | 10 | 3 |
| | | Kickoff | PIT 25 | 6 | 75 | Q2:3:35 | 3 | N. Harris: 1-yard run | 17 | 6 |
| | | Punt | PIT 14 | 14 | 86 | Q3:7:16 | 5 | C. Claypool: 18-yard pass from B. Roethlisberger | 24 | 6 |
| | | Kickoff | PIT 25 | 7 | 49 | Q4:3:17 | 2 | C. Boswell: 43-yard FG | 27 | 19 |
| 10/17 | Seattle | Punt | PIT 46 | 8 | 54 | Q2:4:10 | 4 | N. Harris: 5-yard pass from B. Roethlisberger | 7 | 0 |
| | | Punt | PIT 16 | 14 | 84 | Q2:6:59 | 7 | E. Ebron: 1-yard run | 14 | 0 |
| | | Kickoff | PIT 25 | 9 | 66 | Q3:4:09 | 3 | C. Boswell: 27-yard FG | 17 | 7 |
| | | Punt | PIT 26 | 9 | 40 | Q4:3:49 | 3 | C. Boswell: 52-yard FG | 20 | 17 |
| | | Fumble | SEA 16 | 3 | -3 | Q1:1:26 | 0 | C. Boswell: 37-yard FG | 23 | 20 |
| 10/31 | at Cleveland | Downs | PIT 40 | 10 | 47 | Q2:5:36 | 2 | C. Boswell: 31-yard FG | 3 | 3 |
| | | Kickoff | PIT 22 | 12 | 78 | Q3:5:57 | 5 | N. Harris: 8-yard run | 9 | 10 |
| | | Punt | PIT 17 | 13 | 83 | Q3:5:38 | 7 | Q4: P. Freiermuth: 2-yard pass from B. Roethlisberger | 15 | 10 |
| 11/08 | Chicago | Punt | PIT 41 | 6 | 59 | Q1:3:20 | 4 | N. Harris: 10-yard run | 7 | 0 |
| | | Interception | CHI 36 | 9 | 36 | Q1:3:41 | 3 | Q2: P. Freiermuth: 4-yard pass from B. Roethlisberger | 14 | 0 |
| | | Kickoff | PIT 25 | 9 | 75 | Q3:5:35 | 4 | P. Freiermuth: 10-yard pass from B. Roethlisberger | 20 | 6 |
| | | Kickoff | PIT 25 | 4 | 39 | Q4:2:23 | 1 | C. Boswell: 54-yard FG | 23 | 13 |
| | | Kickoff | PIT 25 | 11 | 41 | Q4:3:39 | 3 | C. Boswell: 52-yard FG | 26 | 20 |
| | | Kickoff | PIT 25 | 7 | 52 | Q4:1:20 | 2 | C. Boswell: 40-yard FG | 29 | 27 |
| 11/14 | Detroit | Kickoff | PIT 17 | 10 | 83 | Q1:5:20 | 5 | J. Washington: 9-yard pass from M. Rudolph | 7 | 0 |
| | | Kickoff | PIT 25 | 13 | 73 | Q2:8:21 | 4 | C. Boswell: 20-yard FG | 10 | 7 |
| | | Kickoff | PIT 26 | 13 | 69 | Q3:3:43 | 4 | C. Boswell: 23-yard FG | 13 | 16 |
| | | Punt | 50 yard line | 6 | 17 | Q4:3:21 | 1 | C. Boswell: 51-yard FG | 16 | 16 |
| 11/21 | at L.A. Chargers | Kickoff | PIT 25 | 13 | 57 | Q1:6:31 | 4 | C. Boswell: 36-yard FG | 3 | 0 |
| | | Kickoff | PIT 36 | 7 | 64 | Q2:2:33 | 4 | D. Johnson: 10-yard pass from B. Roethlisberger | 10 | 14 |
| | | Kickoff | PIT 25 | 10 | 57 | Q3:4:30 | 2 | Q4: C. Boswell: 36-yard FG | 13 | 27 |
| | | Blocked Punt | LAC 3 | 4 | 3 | Q4:0:58 | 2 | N. Harris: 1-yard run | 20 | 27 |
| | | Kickoff | PIT 25 | 9 | 75 | Q4:3:59 | 4 | E. Ebron: 5-yard pass from B. Roethlisberger | 27 | 34 |
| | | Interception | LAC 11 | 2 | 11 | Q4:0:13 | 2 | P. Freiermuth: 5-yard pass from B. Roethlisberger | 34 | 34 |
| | | Downs | LAC 34 | 4 | 7 | Q4:0:19 | 0 | C. Boswell: 45-yard FG | 37 | 34 |
| | | | | | | | | | | |
| 11/28 | at Cincinnati | Kickoff | PIT 25 | 8 | 53 | Q1:4:44 | 2 | C. Boswell: 40-yard FG | 3 | 10 |
| | | Punt | PIT 31 | 9 | 69 | Q4:3:12 | 4 | P. Freiermuth: 15-yard pass from B. Roethlisberger | 10 | 41 |
| 12/05 | Baltimore | Punt | PIT 13 | 9 | 52 | Q2:1:21 | 3 | C. Boswell: 53-yard FG | 3 | 7 |
| | | Punt | PIT 22 | 4 | 78 | Q3:1:38 | 2 | Q4: D. Johnson: 29-yard pass from B. Roethlisberger | 9 | 10 |
| | | Kickoff | PIT 25 | 10 | 50 | Q4:4:33 | 3 | C. Boswell: 43-yard FG | 12 | 13 |
| | | Punt | PIT 31 | 11 | 69 | Q4:4:33 | 5 | D. Johnson: 5-yard pass from B. Roethlisberger | 20 | 13 |
| 12/09 | at Minnesota | Kickoff | PIT 25 | 10 | 75 | Q3:4:04 | 5 | N. Harris: 3-yard pass from B. Roethlisberger | 7 | 29 |
| | | Interception | MIN 42 | 7 | 42 | Q3:2:14 | 4 | Q4: N. Harris: 1-yard run | 14 | 29 |
| | | Punt | PIT 31 | 3 | 69 | Q4:0:06 | 2 | J. Washington: 30-yard pass from B. Roethlisberger | 20 | 29 |
| | | Interception | MIN 21 | 2 | 21 | Q4:0:44 | 1 | P. Freiermuth: 15-yard pass from B. Roethlisberger | 28 | 36 |
| 12/19 | Tennessee | Fumble | TEN 36 | 5 | 18 | Q2:2:11 | 1 | C. Boswell: 36-yard FG | 3 | 10 |
| | | Punt | PIT 37 | 8 | 63 | Q3:5:59 | 5 | B. Roethlisberger: 1-yard run | 10 | 13 |
| | | Fumble | TEN 41 | 7 | 31 | Q3:2:26 | 2 | Q4: C. Boswell: 28-yard FG | 13 | 13 |
| | | Interception | TEN 31 | 4 | 4 | Q4:1:56 | 0 | C. Boswell: 46-yard FG | 16 | 13 |
| | | Fumble | TEN 35 | 4 | 5 | Q4:2:07 | 0 | C. Boswell: 48-yard FG | 19 | 13 |
| AVG | | | | 8.3 | 54.0 | 3:40 | 3.1 | | | |

STEELERS OPPONENTS 2021 REGULAR SEASON SCORING DRIVES

| DATE | OPPONENT | ACQUIRED | DRIVE START | PLAYS | YARDS | Q/TIME | FIRST DOWNS | SCORING PLAY | PIT | OPP |
|-------|--------------|--------------|-------------|-------|-------|----------|-------------|--|-----|-----|
| 09/12 | at Buffalo | Kickoff | PIT 24 | 4 | 5 | Q1:11:30 | 0 | T. Bass: 37-yard FG | 0 | 3 |
| | | Punt | BUF 9 | 13 | 91 | Q2:5:39 | 5 | G. Davis: 3-yard pass from J. Allen | 0 | 10 |
| | | Kickoff | BUF 26 | 9 | 67 | Q4:4:22 | 3 | T. Bass: 25-yard FG | 20 | 13 |
| | | Kickoff | BUF 36 | 10 | 40 | Q4:1:56 | 4 | T. Bass: 42-yard FG | 23 | 16 |
| 09/19 | Las Vegas | Interception | PIT 39 | 5 | 12 | Q1:2:34 | 1 | D. Carlson: 46-yard FG | 0 | 3 |
| | | Downs | LV 38 | 8 | 47 | Q2:3:58 | 2 | D. Carlson: 33-yard FG | 0 | 6 |
| | | Kickoff | LV 25 | 13 | 53 | Q2:6:23 | 5 | D. Carlson: 41-yard FG | 7 | 9 |
| | | Punt | LV 18 | 7 | 82 | Q3:4:09 | 4 | F. Moreau: 9-yard pass from D. Carr | 7 | 16 |
| | | Kickoff | LV 25 | 5 | 75 | Q4:1:40 | 2 | H. Ruggs III: 61-yard pass from D. Carr | 14 | 23 |
| 09/26 | Cincinnati | Kickoff | LV 27 | 7 | 46 | Q4:3:22 | 2 | D. Carlson: 45-yard FG | 17 | 26 |
| | | Interception | PIT 42 | 6 | 42 | Q1:3:51 | 2 | T. Boyd: 17-yard pass from J. Burrow | 0 | 7 |
| | | Kickoff | CIN 25 | 3 | 75 | Q2:0:27 | 3 | J. Chase: 34-yard pass from J. Burrow | 7 | 14 |
| | | Kickoff | CIN 20 | 10 | 55 | Q3:6:13 | 4 | E. McPherson: 43-yard FG | 7 | 17 |
| | | Interception | PIT 19 | 3 | 19 | Q3:1:33 | 2 | J. Chase: 9-yard pass from J. Burrow | 7 | 24 |
| 10/03 | at Green Bay | Punt | GB 36 | 13 | 64 | Q1:4:51 | 5 | Q2: A. Rodgers: 4-yard run | 7 | 7 |
| | | Fumble | PIT 23 | 4 | 23 | Q2:1:33 | 1 | R. Cobb: 23-yard pass from A. Rodgers | 7 | 14 |
| | | Kickoff | GB 16 | 13 | 76 | Q2:5:36 | 5 | M. Crosby: 26-yard FG | 10 | 17 |
| | | Kickoff | GB 25 | 12 | 64 | Q3:5:29 | 4 | M. Crosby: 29-yard FG | 10 | 20 |
| | | Punt | PIT 40 | 4 | 40 | Q3:2:15 | 3 | R. Cobb: 1-yard pass from A. Rodgers | 10 | 27 |
| 10/10 | Denver | Fumble | PIT 29 | 4 | 8 | Q1:2:14 | 0 | B. McManus: 39-yard FG | 7 | 3 |
| | | Punt | DEN 40 | 7 | 49 | Q2:4:17 | 1 | B. McManus: 29-yard FG | 10 | 6 |
| | | Kickoff | DEN 25 | 14 | 75 | Q3:7:26 | 5 | Q4: K. Hinton: 2-yard pass from T. Bridgewater | 24 | 13 |
| | | Punt | DEN 28 | 5 | 72 | Q4:1:54 | 3 | C. Sutton: 39-yard pass from T. Bridgewater | 24 | 19 |

| | | | | | | | | | | |
|-------|------------------|--------------|--------|-----|------|----------|-----|---|----|----|
| 10/17 | Seattle | Kickoff | SEA 25 | 10 | 75 | Q3 5:05 | 6 | A. Collins: 2-yard run | 14 | 7 |
| | | Kickoff | SEA 40 | 6 | 60 | Q3 2:44 | 3 | W. Dissly: 1-yard pass from G. Smith | 17 | 14 |
| | | Punt | SEA 42 | 8 | 36 | Q3 3:26 | 2 | Q4: J. Myers: 40-yard FG | 17 | 17 |
| | | Kickoff | SEA 25 | 9 | 50 | Q4 1:30 | 3 | J. Myers: 43-yard FG | 20 | 20 |
| 10/31 | at Cleveland | Kickoff | CLE 25 | 13 | 63 | Q1 6:51 | 4 | C. McLaughlin: 30-yard FG | 0 | 3 |
| | | Punt | CLE 14 | 8 | 86 | Q3 4:19 | 6 | D. Johnson: 10-yard run | 3 | 10 |
| 11/08 | Chicago | Punt | CHI 36 | 12 | 52 | Q2 4:32 | 3 | C. Santos: 30-yard FG | 14 | 3 |
| | | Punt | CHI 7 | 10 | 89 | Q3 4:59 | 4 | C. Santos: 22-yard FG | 14 | 6 |
| | | Kickoff | CHI 18 | 6 | 82 | Q3 2:51 | 4 | Q4: D. Mooney: 15-yard run | 20 | 13 |
| | | Kickoff | CHI 25 | 7 | 75 | Q4 1:06 | 3 | D. Mooney: 16-yard pass from J. Fields | 26 | 27 |
| 11/14 | Detroit | Punt | PIT 39 | 3 | 39 | Q2 1:28 | 2 | J. Jefferson: 28-yard run | 7 | 7 |
| | | Kickoff | DET 31 | 12 | 67 | Q2 4:22 | 3 | R. Santos: 20-yard FG | 10 | 10 |
| | | Kickoff | DET 15 | 6 | 85 | Q3 2:51 | 4 | G. Igwebuike: 42-yard run | 10 | 16 |
| 11/21 | at L.A. Chargers | Kickoff | LAC 27 | 12 | 73 | Q1 6:20 | 6 | A. Ekeler: 6-yard run | 3 | 7 |
| | | Downs | LAC 2 | 12 | 98 | Q2 6:54 | 7 | A. Ekeler: 10-yard pass from J. Herbert | 3 | 14 |
| | | Kickoff | LAC 25 | 8 | 63 | Q2 1:07 | 5 | D. Hopkins: 30-yard FG | 10 | 17 |
| | | Kickoff | LAC 30 | 6 | 70 | Q3 3:10 | 4 | A. Ekeler: 17-yard pass from J. Herbert | 10 | 24 |
| | | Punt | LAC 26 | 11 | 51 | Q3 6:28 | 4 | D. Hopkins: 41-yard FG | 10 | 27 |
| | | Kickoff | LAC 25 | 7 | 75 | Q4 2:47 | 5 | A. Ekeler: 5-yard run | 20 | 34 |
| | | Kickoff | LAC 25 | 3 | 75 | Q4 1:15 | 2 | M. Williams: 53-yard pass from J. Herbert | 37 | 41 |
| 11/28 | at Cincinnati | Kickoff | CIN 25 | 10 | 75 | Q1 5:31 | 5 | J. Burrow: 8-yard run | 0 | 7 |
| | | Interception | PIT 5 | 4 | -8 | Q1 1:55 | 0 | E. McPherson: 31-yard FG | 0 | 10 |
| | | Kickoff | CIN 25 | 6 | 75 | Q1 3:02 | 4 | Q2: T. Higgins: 32-yard pass from J. Burrow | 3 | 17 |
| | | Punt | CIN 16 | 14 | 84 | Q2 7:35 | 6 | J. Mixon: 1-yard run | 3 | 24 |
| | | Fumble | PIT 45 | 8 | 12 | Q3 3:48 | 1 | E. McPherson: 51-yard FG | 3 | 34 |
| | | Punt | CIN 35 | 5 | 65 | Q3 2:57 | 4 | Q4: J. Mixon: 1-yard run | 3 | 41 |
| 12/05 | Baltimore | Punt | BAL 1 | 16 | 99 | Q1 10:27 | 7 | Q2: D. Freeman: 3-yard run | 0 | 7 |
| | | Punt | BAL 42 | 10 | 41 | Q3 5:20 | 3 | J. Tucker: 35-yard FG | 3 | 10 |
| | | Kickoff | BAL 38 | 5 | 51 | Q4 2:10 | 1 | J. Tucker: 28-yard FG | 9 | 13 |
| | | Kickoff | BAL 40 | 8 | 60 | Q4 1:36 | 4 | S. Watkins: 6-yard pass from L. Jackson | 20 | 19 |
| 12/09 | at Minnesota | Missed FG | MIN 39 | 5 | 61 | Q1 2:01 | 3 | J. Jefferson: 14-yard pass from K. Cousins | 0 | 6 |
| | | Punt | MIN 43 | 7 | 37 | Q1 2:02 | 2 | Q2: G. Joseph: 38-yard FG | 0 | 9 |
| | | Punt | MIN 22 | 5 | 78 | Q2 3:06 | 4 | D. Cook: 29-yard run | 0 | 16 |
| | | Punt | MIN 40 | 12 | 60 | Q2 5:19 | 4 | D. Cook: 7-yard run | 0 | 23 |
| | | Punt | PIT 34 | 7 | 10 | Q3 2:49 | 1 | G. Joseph: 42-yard FG | 0 | 26 |
| | | Interception | PIT 30 | 6 | 23 | Q3 2:07 | 2 | G. Joseph: 25-yard FG | 0 | 29 |
| | | Kickoff | MIN 25 | 3 | 75 | Q4 1:20 | 2 | K. Osborn: 62-yard pass from K. Cousins | 20 | 36 |
| 12/19 | Tennessee | Punt | PIT 25 | 6 | 25 | Q1 2:29 | 3 | R. Tannehill: 1-yard run | 0 | 7 |
| | | Punt | TEN 47 | 11 | 45 | Q1 4:54 | 3 | R. Bullock: 26-yard FG | 0 | 10 |
| | | Kickoff | TEN 22 | 19 | 64 | Q2 10:17 | 6 | R. Bullock: 32-yard FG | 3 | 13 |
| AVG | | | | 8.2 | 56.8 | 3:46 | 3.3 | | | |

| STEELERS | | | | | | (AS OF DEC 21, 2021, 4:16 AM PST) | | | | | | 2021 : REGULAR SEASON | | |
|----------|------------------|------------------|-----------|------------------|--|-----------------------------------|------------------|-------------------|-------|------------------|-------------------|-----------------------|----------|------|
| PLAYS | | | NET YARDS | | | | | | TIME | | | | | |
| DATE | OPPONENT | PLAYS | DATE | OPPONENT | NET YARDS | DATE | OPPONENT | TIME | DATE | OPPONENT | TIME | DATE | OPPONENT | TIME |
| 9/26 | Cincinnati | 18 (field goal) | 9/26 | Cincinnati | 88 (field goal) [PEN: -7, GROSS: 95] | 9/26 | Cincinnati | 9:03 (field goal) | 9/26 | Cincinnati | 9:03 (field goal) | | | |
| 10/10 | Denver | 14 (touchdown) | 10/10 | Denver | 86 (touchdown) [PEN: 5, GROSS: 81] | 11/14 | Detroit | 8:21 (field goal) | 11/14 | Detroit | 8:21 (field goal) | | | |
| 10/17 | Seattle | 14 (touchdown) | 12/9 | at Minnesota | 84 (end of game) [PEN: -10, GROSS: 94] | 10/10 | Denver | 7:16 (touchdown) | 10/10 | Denver | 7:16 (touchdown) | | | |
| 11/14 | Detroit | 13 (field goal) | 10/17 | Seattle | 84 (touchdown) [PEN: 20, GROSS: 64] | 10/17 | Seattle | 6:59 (touchdown) | 10/17 | Seattle | 6:59 (touchdown) | | | |
| 10/31 | at Cleveland | 13 (touchdown) | 10/31 | at Cleveland | 83 (touchdown) [PEN: -5, GROSS: 88] | 11/21 | at L.A. Chargers | 6:33 (downs) | 11/21 | at L.A. Chargers | 6:33 (downs) | | | |
| 11/14 | Detroit | 13 (field goal) | 11/14 | Detroit | 83 (touchdown) [PEN: 29, GROSS: 54] | 12/9 | at Minnesota | 6:11 (missed fg) | 12/9 | at Minnesota | 6:11 (missed fg) | | | |
| 11/21 | at L.A. Chargers | 13 (field goal) | 9/19 | Las Vegas | 80 (touchdown) [PEN: 0, GROSS: 80] | 10/31 | at Cleveland | 5:57 (touchdown) | 10/31 | at Cleveland | 5:57 (touchdown) | | | |
| 12/9 | at Minnesota | 12 (end of game) | 12/5 | Baltimore | 78 (touchdown) [PEN: 0, GROSS: 78] | 11/8 | Chicago | 5:35 (touchdown) | 11/8 | Chicago | 5:35 (touchdown) | | | |
| 11/8 | Chicago | 11 (field goal) | 11/8 | Chicago | 75 (touchdown) [PEN: 0, GROSS: 75] | 10/3 | at Green Bay | 5:14 (field goal) | 10/3 | at Green Bay | 5:14 (field goal) | | | |
| 12/5 | Baltimore | 11 (touchdown) | 11/21 | at L.A. Chargers | 75 (touchdown) [PEN: 0, GROSS: 75] | 9/19 | Las Vegas | 4:38 (downs) | 9/19 | Las Vegas | 4:38 (downs) | | | |
| 9/12 | at Buffalo | 11 (field goal) | 10/3 | at Green Bay | 75 (touchdown) [PEN: 0, GROSS: 75] | 9/12 | at Buffalo | 4:37 (field goal) | 9/12 | at Buffalo | 4:37 (field goal) | | | |
| 10/3 | at Green Bay | 10 (field goal) | 9/12 | at Buffalo | 69 (field goal) [PEN: 5, GROSS: 64] | 12/5 | Baltimore | 4:33 (field goal) | 12/5 | Baltimore | 4:33 (field goal) | | | |
| 9/19 | Las Vegas | 10 (downs) | 11/28 | at Cincinnati | 69 (touchdown) [PEN: 0, GROSS: 69] | 12/19 | Tennessee | 3:59 (touchdown) | 12/19 | Tennessee | 3:59 (touchdown) | | | |
| 11/28 | at Cincinnati | 9 (touchdown) | 12/19 | Tennessee | 63 (touchdown) [PEN: 24, GROSS: 39] | 11/28 | at Cincinnati | 3:57 (punt) | 11/28 | at Cincinnati | 3:57 (punt) | | | |
| 12/19 | Tennessee | 8 (touchdown) | 12/26 | at Kansas City | -- | 12/26 | at Kansas City | -- | 12/26 | at Kansas City | -- | | | |
| 12/26 | at Kansas City | -- | 1/3 | Cleveland | -- | 1/3 | Cleveland | -- | 1/3 | Cleveland | -- | | | |
| 1/3 | Cleveland | -- | 1/9 | at Baltimore | -- | 1/9 | at Baltimore | -- | 1/9 | at Baltimore | -- | | | |
| 1/9 | at Baltimore | -- | -- | -- | -- | -- | -- | -- | -- | -- | -- | | | |

| DATE | OPPONENT | OFFENSE | DEFENSE |
|-------|------------------|--|---|
| 09/12 | at Buffalo | FG - 24 yards FG - 20 yards TD - Pass | FG - 37 yards TD - Pass FG - 25 yards FG - 42 yards |
| 09/19 | Las Vegas | TD - Run | FG - 33 yards FG - 41 yards TD - Pass |
| 09/26 | Cincinnati | TD - Pass FG - 26 yards Downs | TD - Pass TD - Pass |
| 10/03 | at Green Bay | TD - Run | TD - Run FG - 26 yards FG - 29 yards TD - Pass |
| 10/10 | Denver | TD - Run TD - Pass | FG - 29 yards TD - Pass Interception |
| 10/17 | Seattle | TD - Pass TD - Run FG - 27 yards FG - 37 yards | TD - Run TD - Pass FG - 40 yards |
| 10/31 | at Cleveland | FG - 31 yards Downs TD - Run TD - Pass | FG - 30 yards TD - Run |
| 11/08 | Chicago | TD - Run TD - Pass TD - Pass | FG - 30 yards FG - 22 yards TD - Run TD - Pass |
| 11/14 | Detroit | TD - Pass FG - 20 yards FG - 23 yards | FG - 20 yards |
| 11/21 | at L.A. Chargers | FG - 36 yards Downs TD - Pass FG - 36 yards TD - Run TD - Pass TD - Pass | TD - Run TD - Pass FG - 30 yards TD - Pass FG - 41 yards TD - Run End of Game |
| 11/28 | at Cincinnati | TD - Pass | TD - Run FG - 31 yards TD - Run TD - Run |
| 12/05 | Baltimore | TD - Pass | Interception TD - Run FG - 35 yards FG - 28 yards TD - Pass |
| 12/09 | at Minnesota | TD - Pass TD - Run TD - Pass End of Game | TD - Pass TD - Run FG - 25 yards |
| 12/19 | Tennessee | FG - 36 yards TD - Run FG - 28 yards | TD - Run FG - 26 yards FG - 32 yards Downs |
| 12/26 | at Kansas City | -- | -- |
| 01/03 | Cleveland | -- | -- |
| 01/09 | at Baltimore | -- | -- |

| OFFENSE DEFENSE | | |
|---------------------|------|------|
| Inside the 20 | 40 | 49 |
| Scores | 36 | 45 |
| Touchdowns | 24 | 24 |
| Field Goals | 12 | 21 |
| Total Points in 20 | 203 | 229 |
| Fumbles | 0 | 0 |
| Interceptions | 0 | 2 |
| Missed Field Goals | 0 | 0 |
| Lost on Downs | 3 | 1 |
| End of Half/Game | 1 | 1 |
| TDs Outside | 5 | 10 |
| Red-Zone Percentage | 60.0 | 49.0 |

STEELERS 2021 REGULAR SEASON INSIDE 20 EFFICIENCY

| STEELERS | | | | | | | | | | | | | | | | | | |
|----------|------------------|-----|----|-----|-------|----------|----|-----|----------|-----|-----|------|------|------|-----|-------|------------|----------|
| Date | Opponent | Pos | TD | PAT | 2-Pt. | Miss PAT | FG | FGA | Blk/ MFG | INT | Fum | Dwns | Half | Game | Pts | TD% | Score Pct. | Pts/Poss |
| 09/12 | at Buffalo | 3 | 1 | 1 | 0 | 0 | 2 | 2 | 0 | 0 | 0 | 0 | 0 | 0 | 13 | 33.3 | 100.0 | 4.3 |
| 09/19 | Las Vegas | 1 | 1 | 1 | 0 | 0 | 0 | 0 | 0 | 0 | 0 | 0 | 0 | 0 | 7 | 100.0 | 100.0 | 7.0 |
| 09/26 | Cincinnati | 3 | 1 | 1 | 0 | 0 | 1 | 1 | 0 | 0 | 0 | 1 | 0 | 0 | 10 | 33.3 | 66.7 | 3.3 |
| 10/03 | at Green Bay | 1 | 1 | 1 | 0 | 0 | 0 | 0 | 0 | 0 | 0 | 0 | 0 | 0 | 7 | 100.0 | 100.0 | 7.0 |
| 10/10 | Denver | 2 | 2 | 2 | 0 | 0 | 0 | 0 | 0 | 0 | 0 | 0 | 0 | 0 | 14 | 100.0 | 100.0 | 7.0 |
| 10/17 | Seattle | 4 | 2 | 2 | 0 | 0 | 2 | 2 | 0 | 0 | 0 | 0 | 0 | 0 | 20 | 50.0 | 100.0 | 5.0 |
| 10/31 | at Cleveland | 4 | 2 | 0 | 0 | 0 | 1 | 1 | 0 | 0 | 0 | 1 | 0 | 0 | 15 | 50.0 | 75.0 | 3.8 |
| 11/08 | Chicago | 3 | 3 | 2 | 0 | 1 | 0 | 0 | 0 | 0 | 0 | 0 | 0 | 0 | 20 | 100.0 | 100.0 | 6.7 |
| 11/14 | Detroit | 3 | 1 | 1 | 0 | 0 | 2 | 2 | 0 | 0 | 0 | 0 | 0 | 0 | 13 | 33.3 | 100.0 | 4.3 |
| 11/21 | at L.A. Chargers | 7 | 4 | 4 | 0 | 0 | 2 | 2 | 0 | 0 | 0 | 1 | 0 | 0 | 34 | 57.1 | 85.7 | 4.9 |
| 11/28 | at Cincinnati | 1 | 1 | 1 | 0 | 0 | 0 | 0 | 0 | 0 | 0 | 0 | 0 | 0 | 7 | 100.0 | 100.0 | 7.0 |
| 12/05 | Baltimore | 1 | 1 | 0 | 1 | 0 | 0 | 0 | 0 | 0 | 0 | 0 | 0 | 0 | 8 | 100.0 | 100.0 | 8.0 |
| 12/09 | at Minnesota | 4 | 3 | 2 | 1 | 0 | 0 | 0 | 0 | 0 | 0 | 0 | 0 | 1 | 22 | 75.0 | 75.0 | 5.5 |
| 12/19 | Tennessee | 3 | 1 | 1 | 0 | 0 | 2 | 2 | 0 | 0 | 0 | 0 | 0 | 0 | 13 | 33.3 | 100.0 | 4.3 |
| 12/26 | at Kansas City | -- | -- | -- | -- | -- | -- | -- | -- | -- | -- | -- | -- | -- | -- | -- | -- | -- |
| 01/03 | Cleveland | -- | -- | -- | -- | -- | -- | -- | -- | -- | -- | -- | -- | -- | -- | -- | -- | -- |
| 01/09 | at Baltimore | -- | -- | -- | -- | -- | -- | -- | -- | -- | -- | -- | -- | -- | -- | -- | -- | -- |
| TOTALS | | 40 | 24 | 19 | 2 | 1 | 12 | 12 | 0 | 0 | 0 | 3 | 0 | 1 | 203 | 60.0 | 90.0 | 5.1 |

OPPONENT 2021 REGULAR SEASON INSIDE 20 EFFICIENCY

| OPPONENT | | | | | | | | | | | | | | | | | | |
|----------|------------------|-----|----|-----|-------|----------|----|-----|----------|-----|-----|------|------|------|-----|-------|------------|----------|
| Date | Opponent | Pos | TD | PAT | 2-Pt. | Miss PAT | FG | FGA | Blk/ MFG | INT | Fum | Dwns | Half | Game | Pts | TD% | Score Pct. | Pts/Poss |
| 09/12 | at Buffalo | 4 | 1 | 1 | 0 | 0 | 3 | 3 | 0 | 0 | 0 | 0 | 0 | 0 | 16 | 25.0 | 100.0 | 4.0 |
| 09/19 | Las Vegas | 3 | 1 | 1 | 0 | 0 | 2 | 2 | 0 | 0 | 0 | 0 | 0 | 0 | 13 | 33.3 | 100.0 | 4.3 |
| 09/26 | Cincinnati | 2 | 2 | 2 | 0 | 0 | 0 | 0 | 0 | 0 | 0 | 0 | 0 | 0 | 14 | 100.0 | 100.0 | 7.0 |
| 10/03 | at Green Bay | 4 | 2 | 2 | 0 | 0 | 2 | 2 | 0 | 0 | 0 | 0 | 0 | 0 | 20 | 50.0 | 100.0 | 5.0 |
| 10/10 | Denver | 3 | 1 | 1 | 0 | 0 | 1 | 1 | 0 | 1 | 0 | 0 | 0 | 0 | 10 | 33.3 | 66.7 | 3.3 |
| 10/17 | Seattle | 3 | 2 | 2 | 0 | 0 | 1 | 1 | 0 | 0 | 0 | 0 | 0 | 0 | 17 | 66.7 | 100.0 | 5.7 |
| 10/31 | at Cleveland | 2 | 1 | 1 | 0 | 0 | 1 | 1 | 0 | 0 | 0 | 0 | 0 | 0 | 10 | 50.0 | 100.0 | 5.0 |
| 11/08 | Chicago | 4 | 2 | 2 | 0 | 0 | 2 | 2 | 0 | 0 | 0 | 0 | 0 | 0 | 20 | 50.0 | 100.0 | 5.0 |
| 11/14 | Detroit | 1 | 0 | 0 | 0 | 0 | 1 | 1 | 0 | 0 | 0 | 0 | 0 | 0 | 3 | 0.0 | 100.0 | 3.0 |
| 11/21 | at L.A. Chargers | 7 | 4 | 4 | 0 | 0 | 2 | 2 | 0 | 0 | 0 | 0 | 0 | 1 | 34 | 57.1 | 85.7 | 4.9 |
| 11/28 | at Cincinnati | 4 | 3 | 3 | 0 | 0 | 1 | 1 | 0 | 0 | 0 | 0 | 0 | 0 | 24 | 75.0 | 100.0 | 6.0 |
| 12/05 | Baltimore | 5 | 2 | 1 | 0 | 0 | 2 | 2 | 0 | 1 | 0 | 0 | 0 | 0 | 19 | 40.0 | 80.0 | 3.8 |
| 12/09 | at Minnesota | 3 | 2 | 1 | 0 | 1 | 1 | 1 | 0 | 0 | 0 | 0 | 0 | 0 | 16 | 66.7 | 100.0 | 5.3 |
| 12/19 | Tennessee | 4 | 1 | 1 | 0 | 0 | 2 | 2 | 0 | 0 | 0 | 1 | 0 | 0 | 13 | 25.0 | 75.0 | 3.3 |
| 12/26 | at Kansas City | -- | -- | -- | -- | -- | -- | -- | -- | -- | -- | -- | -- | -- | -- | -- | -- | -- |
| 01/03 | Cleveland | -- | -- | -- | -- | -- | -- | -- | -- | -- | -- | -- | -- | -- | -- | -- | -- | -- |
| 01/09 | at Baltimore | -- | -- | -- | -- | -- | -- | -- | -- | -- | -- | -- | -- | -- | -- | -- | -- | -- |
| TOTALS | | 49 | 24 | 22 | 0 | 1 | 21 | 21 | 0 | 2 | 0 | 1 | 0 | 1 | 229 | 49.0 | 91.8 | 4.7 |

| STEELERS 2021 REGULAR SEASON YARDS GAINED BY DOWN | | | | | | | | | | | | | | | | | | | | | | | | | |
|---|------------------|----------|-------|-----|----------|-------|-----|----------|-------|------|----------|-----|----------|----------|-------|-----|----------|-------|-----|----------|-------|------|----------|-----|------|
| STEELERS | | | | | | | | | | | | | OPPONENT | | | | | | | | | | | | |
| | | 1ST DOWN | | | 2ND DOWN | | | 3RD DOWN | | | 4TH DOWN | | | 1ST DOWN | | | 2ND DOWN | | | 3RD DOWN | | | 4TH DOWN | | |
| Date | Opponent | Att | Yds | Avg | Att | Yds | Avg | Att | Yds | Avg | Att | Yds | Avg | Att | Yds | Avg | Att | Yds | Avg | Att | Yds | Avg | Att | Yds | Avg |
| 09/12 | at Buffalo | 24 | 96 | 4.0 | 19 | 105 | 5.5 | 12 | 51 | 4.3 | 0 | 0 | 0.0 | 31 | 135 | 4.4 | 27 | 151 | 5.6 | 18 | 78 | 4.3 | 3 | 7 | 2.3 |
| 09/19 | Las Vegas | 23 | 91 | 4.0 | 20 | 130 | 6.5 | 12 | 110 | 9.2 | 1 | 0 | 0.0 | 30 | 189 | 6.3 | 20 | 114 | 5.7 | 13 | 120 | 9.2 | 1 | 2 | 2.0 |
| 09/26 | Cincinnati | 31 | 106 | 3.4 | 25 | 136 | 5.4 | 19 | 108 | 5.7 | 2 | -1 | -0.5 | 21 | 164 | 7.8 | 12 | 33 | 2.8 | 9 | 71 | 7.9 | 0 | 0 | 0.0 |
| 10/03 | at Green Bay | 25 | 111 | 4.4 | 20 | 121 | 6.1 | 11 | 49 | 4.5 | 2 | 1 | 0.5 | 31 | 134 | 4.3 | 25 | 150 | 6.0 | 15 | 83 | 5.5 | 1 | 0 | 0.0 |
| 10/10 | Denver | 26 | 90 | 3.5 | 23 | 179 | 7.8 | 12 | 122 | 10.2 | 0 | 0 | 0.0 | 24 | 143 | 6.0 | 18 | 87 | 4.8 | 12 | 112 | 9.3 | 4 | 32 | 8.0 |
| 10/17 | Seattle | 33 | 165 | 5.0 | 24 | 102 | 4.3 | 14 | 78 | 5.6 | 0 | 0 | 0.0 | 30 | 126 | 4.2 | 22 | 150 | 6.8 | 12 | 33 | 2.8 | 0 | 0 | 0.0 |
| 10/31 | at Cleveland | 30 | 150 | 5.0 | 22 | 151 | 6.9 | 13 | 73 | 5.6 | 3 | 3 | 1.0 | 26 | 135 | 5.2 | 20 | 110 | 5.5 | 10 | 62 | 6.2 | 2 | -1 | -0.5 |
| 11/08 | Chicago | 26 | 144 | 5.5 | 21 | 73 | 3.5 | 17 | 67 | 3.9 | 2 | 3 | 1.5 | 29 | 242 | 8.3 | 17 | 87 | 5.1 | 12 | 85 | 7.1 | 0 | 0 | 0.0 |
| 11/14 | Detroit | 35 | 127 | 3.6 | 29 | 169 | 5.8 | 17 | 91 | 5.4 | 0 | 0 | 0.0 | 28 | 179 | 6.4 | 20 | 37 | 1.9 | 18 | 78 | 4.3 | 3 | 12 | 4.0 |
| 11/21 | at L.A. Chargers | 27 | 110 | 4.1 | 21 | 97 | 4.6 | 15 | 93 | 6.2 | 2 | 0 | 0.0 | 35 | 288 | 8.2 | 21 | 94 | 4.5 | 12 | 151 | 12.6 | 1 | 0 | 0.0 |
| 11/28 | at Cincinnati | 26 | 127 | 4.9 | 20 | 73 | 3.7 | 13 | 101 | 7.8 | 0 | 0 | 0.0 | 31 | 232 | 7.5 | 22 | 80 | 3.6 | 11 | 56 | 5.1 | 1 | 2 | 2.0 |
| 12/05 | Baltimore | 25 | 141 | 5.6 | 20 | 110 | 5.5 | 12 | 70 | 5.8 | 0 | 0 | 0.0 | 30 | 90 | 3.0 | 23 | 114 | 5.0 | 16 | 122 | 7.6 | 0 | 0 | 0.0 |
| 12/09 | at Minnesota | 31 | 156 | 5.0 | 23 | 185 | 8.0 | 13 | 20 | 1.5 | 2 | 14 | 7.0 | 30 | 240 | 8.0 | 22 | 145 | 6.6 | 14 | 70 | 5.0 | 1 | 3 | 3.0 |
| 12/19 | Tennessee | 21 | 105 | 5.0 | 13 | 42 | 3.2 | 11 | 21 | 1.9 | 0 | 0 | 0.0 | 32 | 139 | 4.3 | 26 | 101 | 3.9 | 18 | 71 | 3.9 | 2 | 7 | 3.5 |
| 12/26 | at Kansas City | -- | -- | -- | -- | -- | -- | -- | -- | -- | -- | -- | -- | -- | -- | -- | -- | -- | -- | -- | -- | -- | -- | -- | -- |
| 01/03 | Cleveland | -- | -- | -- | -- | -- | -- | -- | -- | -- | -- | -- | -- | -- | -- | -- | -- | -- | -- | -- | -- | -- | -- | -- | -- |
| 01/09 | at Baltimore | -- | -- | -- | -- | -- | -- | -- | -- | -- | -- | -- | -- | -- | -- | -- | -- | -- | -- | -- | -- | -- | -- | -- | -- |
| TOTALS | | 383 | 1,719 | 4.5 | 300 | 1,673 | 5.6 | 191 | 1,054 | 5.5 | 14 | 20 | 1.4 | 408 | 2,436 | 6.0 | 295 | 1,453 | 4.9 | 190 | 1,192 | 6.3 | 19 | 64 | 3.4 |

STEELERS 2021 REGULAR SEASON THIRD DOWN EFFICIENCY

| STEELERS | | | | | | | | | | | | |
|----------|------------------|----------------------------|---------|---------|----------------------------|---------|---------|------------------------------|---------|---------|-----------|--------|
| Date | Opponent | 3rd & 1 | 3rd & 2 | 3rd & 3 | 3rd & 4 | 3rd & 5 | 3rd & 6 | 3rd & 7 | 3rd & 8 | 3rd & 9 | 3rd & 10+ | Total |
| 09/12 | at Buffalo | 1/1 | 1/1 | 0/0 | 1/4 | 0/1 | 0/1 | 0/0 | 1/1 | 0/0 | 0/3 | 4/12 |
| 09/19 | Las Vegas | 0/0 | 1/1 | 0/0 | 0/1 | 1/1 | 0/1 | 0/0 | 2/2 | 0/1 | 1/5 | 5/12 |
| 09/26 | Cincinnati | 0/0 | 3/4 | 0/0 | 2/3 | 2/2 | 0/2 | 0/0 | 0/0 | 0/0 | 2/8 | 9/19 |
| 10/03 | at Green Bay | 1/1 | 1/1 | 1/1 | 1/3 | 0/2 | 0/1 | 0/0 | 0/1 | 0/0 | 0/1 | 4/11 |
| 10/10 | Denver | 1/1 | 2/3 | 2/2 | 0/0 | 0/1 | 0/0 | 1/2 | 0/0 | 0/0 | 1/3 | 7/12 |
| 10/17 | Seattle | 1/1 | 1/1 | 1/1 | 1/2 | 0/0 | 0/1 | 0/1 | 0/1 | 0/2 | 1/4 | 5/14 |
| 10/31 | at Cleveland | 0/0 | 1/2 | 0/0 | 0/0 | 2/3 | 0/0 | 0/0 | 0/2 | 1/1 | 0/5 | 4/13 |
| 11/08 | Chicago | 2/5 | 0/2 | 0/1 | 1/1 | 0/0 | 0/0 | 2/2 | 1/2 | 0/0 | 0/4 | 6/17 |
| 11/14 | Detroit | 1/1 | 0/0 | 1/2 | 1/3 | 0/2 | 1/1 | 0/1 | 2/3 | 1/1 | 0/3 | 7/17 |
| 11/21 | at L.A. Chargers | 0/0 | 3/4 | 2/3 | 0/1 | 2/4 | 1/1 | 0/0 | 0/1 | 0/0 | 0/1 | 8/15 |
| 11/28 | at Cincinnati | 0/1 | 2/2 | 0/0 | 0/0 | 0/0 | 1/2 | 2/3 | 0/0 | 1/1 | 1/4 | 7/13 |
| 12/05 | Baltimore | 2/3 | 2/3 | 0/0 | 0/0 | 1/1 | 0/0 | 0/0 | 0/2 | 0/0 | 0/3 | 5/12 |
| 12/09 | at Minnesota | 1/3 | 2/2 | 0/0 | 1/2 | 0/0 | 0/1 | 0/1 | 0/0 | 0/0 | 0/4 | 4/13 |
| 12/19 | Tennessee | 2/2 | 0/0 | 0/0 | 0/1 | 0/1 | 0/1 | 0/1 | 0/1 | 0/1 | 0/3 | 2/11 |
| 12/26 | at Kansas City | -- | -- | -- | -- | -- | -- | -- | -- | -- | -- | -- |
| 01/03 | Cleveland | -- | -- | -- | -- | -- | -- | -- | -- | -- | -- | -- |
| 01/09 | at Baltimore | -- | -- | -- | -- | -- | -- | -- | -- | -- | -- | -- |
| TOTALS | | 12/19 | 19/26 | 7/10 | 8/21 | 8/18 | 3/12 | 5/11 | 6/16 | 3/7 | 6/51 | 77/191 |
| | | 63.2% | 73.1% | 70.0% | 38.1% | 44.4% | 25.0% | 45.5% | 37.5% | 42.9% | 11.8% | 40.3% |
| | | 3RD & 1-3: 38 / 55 = 69.1% | | | 3RD & 4-6: 19 / 51 = 37.3% | | | 3RD & 7-10+: 20 / 85 = 23.5% | | | | |

OPPONENT 2021 REGULAR SEASON THIRD DOWN EFFICIENCY

| OPPONENT | | | | | | | | | | | | |
|----------|------------------|----------------------------|---------|---------|----------------------------|---------|---------|-------------------------------|---------|---------|-----------|--------|
| Date | Opponent | 3rd & 1 | 3rd & 2 | 3rd & 3 | 3rd & 4 | 3rd & 5 | 3rd & 6 | 3rd & 7 | 3rd & 8 | 3rd & 9 | 3rd & 10+ | Total |
| 09/12 | at Buffalo | 1/2 | 0/0 | 3/5 | 0/0 | 1/3 | 0/1 | 0/0 | 1/2 | 1/1 | 1/4 | 8/18 |
| 09/19 | Las Vegas | 1/1 | 0/1 | 1/3 | 1/1 | 0/0 | 0/1 | 0/1 | 0/0 | 1/3 | 1/2 | 5/13 |
| 09/26 | Cincinnati | 0/1 | 1/1 | 1/1 | 0/0 | 0/0 | 0/0 | 0/0 | 1/2 | 0/0 | 0/4 | 3/9 |
| 10/03 | at Green Bay | 3/3 | 0/0 | 1/2 | 1/3 | 0/0 | 1/1 | 1/1 | 0/0 | 1/2 | 1/3 | 9/15 |
| 10/10 | Denver | 1/1 | 0/2 | 0/1 | 0/0 | 1/1 | 0/0 | 0/1 | 0/0 | 0/1 | 0/5 | 2/12 |
| 10/17 | Seattle | 1/2 | 0/1 | 0/0 | 0/2 | 0/1 | 0/0 | 1/1 | 1/1 | 0/0 | 0/4 | 3/12 |
| 10/31 | at Cleveland | 0/0 | 0/1 | 0/0 | 1/1 | 0/0 | 2/2 | 0/1 | 0/0 | 0/0 | 0/5 | 3/10 |
| 11/08 | Chicago | 1/2 | 2/2 | 0/0 | 0/0 | 0/2 | 0/0 | 0/0 | 1/1 | 0/1 | 0/4 | 4/12 |
| 11/14 | Detroit | 1/1 | 0/0 | 1/1 | 0/1 | 0/1 | 1/2 | 0/1 | 0/1 | 1/1 | 0/9 | 4/18 |
| 11/21 | at L.A. Chargers | 0/0 | 1/1 | 1/2 | 0/1 | 2/3 | 1/1 | 0/0 | 0/0 | 0/0 | 2/4 | 7/12 |
| 11/28 | at Cincinnati | 2/3 | 0/0 | 0/0 | 0/0 | 1/2 | 0/0 | 0/0 | 1/1 | 0/1 | 1/4 | 5/11 |
| 12/05 | Baltimore | 0/0 | 0/0 | 0/0 | 0/2 | 1/1 | 1/2 | 1/1 | 1/1 | 0/1 | 4/8 | 8/16 |
| 12/09 | at Minnesota | 1/2 | 1/1 | 0/0 | 0/1 | 1/1 | 0/0 | 0/2 | 0/1 | 1/1 | 1/5 | 5/14 |
| 12/19 | Tennessee | 4/4 | 0/0 | 0/1 | 1/2 | 0/1 | 0/2 | 1/1 | 1/1 | 0/1 | 1/5 | 8/18 |
| 12/26 | at Kansas City | -- | -- | -- | -- | -- | -- | -- | -- | -- | -- | -- |
| 01/03 | Cleveland | -- | -- | -- | -- | -- | -- | -- | -- | -- | -- | -- |
| 01/09 | at Baltimore | -- | -- | -- | -- | -- | -- | -- | -- | -- | -- | -- |
| TOTALS | | 16/22 | 5/10 | 8/16 | 4/14 | 7/16 | 6/12 | 4/10 | 7/11 | 5/13 | 12/66 | 74/190 |
| | | 72.7% | 50.0% | 50.0% | 28.6% | 43.8% | 50.0% | 40.0% | 63.6% | 38.5% | 18.2% | 38.9% |
| | | 3RD & 1-3: 29 / 48 = 60.4% | | | 3RD & 4-6: 17 / 42 = 40.5% | | | 3RD & 7-10+: 28 / 100 = 28.0% | | | | |

| 2021 REGULAR SEASON FOURTH DOWN EFFICIENCY | | | | | | | | | | | | | |
|--|------------------|---------|---------|---------|---------|----------|--------|----------|---------|---------|---------|----------|---------|
| STEELERS | | | | | | | | OPPONENT | | | | | |
| Date | Opponent | 4th & 1 | 4th & 2 | 4th & 3 | 4th & 4 | 4th & 5+ | Total | 4th & 1 | 4th & 2 | 4th & 3 | 4th & 4 | 4th & 5+ | Total |
| 09/12 | at Buffalo | 0 / 0 | 0 / 0 | 0 / 0 | 0 / 0 | 0 / 0 | 0 / 0 | 0 / 1 | 0 / 0 | 0 / 0 | 0 / 0 | 1 / 2 | 1 / 3 |
| 09/19 | Las Vegas | 0 / 0 | 0 / 0 | 0 / 0 | 0 / 1 | 0 / 0 | 0 / 1 | 1 / 1 | 0 / 0 | 0 / 0 | 0 / 0 | 0 / 0 | 1 / 1 |
| 09/26 | Cincinnati | 0 / 0 | 0 / 1 | 0 / 0 | 0 / 0 | 0 / 1 | 0 / 2 | 0 / 0 | 0 / 0 | 0 / 0 | 0 / 0 | 0 / 0 | 0 / 0 |
| 10/03 | at Green Bay | 0 / 0 | 0 / 0 | 0 / 0 | 0 / 1 | 0 / 1 | 0 / 2 | 0 / 0 | 0 / 0 | 0 / 0 | 0 / 1 | 0 / 0 | 0 / 1 |
| 10/10 | Denver | 0 / 0 | 0 / 0 | 0 / 0 | 0 / 0 | 0 / 0 | 0 / 0 | 0 / 0 | 2 / 2 | 0 / 1 | 0 / 0 | 1 / 1 | 3 / 4 |
| 10/17 | Seattle | 0 / 0 | 0 / 0 | 0 / 0 | 0 / 0 | 0 / 0 | 0 / 0 | 0 / 0 | 0 / 0 | 0 / 0 | 0 / 0 | 0 / 0 | 0 / 0 |
| 10/31 | at Cleveland | 1 / 1 | 1 / 1 | 0 / 0 | 0 / 0 | 0 / 2 | 2 / 4 | 0 / 1 | 0 / 0 | 0 / 0 | 0 / 0 | 0 / 1 | 0 / 2 |
| 11/08 | Chicago | 2 / 2 | 0 / 0 | 0 / 0 | 0 / 0 | 0 / 0 | 2 / 2 | 0 / 0 | 0 / 0 | 0 / 0 | 0 / 0 | 0 / 0 | 0 / 0 |
| 11/14 | Detroit | 0 / 0 | 0 / 0 | 0 / 0 | 0 / 0 | 0 / 0 | 0 / 0 | 2 / 2 | 0 / 0 | 0 / 0 | 0 / 0 | 0 / 0 | 2 / 2 |
| 11/21 | at L.A. Chargers | 0 / 0 | 0 / 1 | 0 / 0 | 0 / 0 | 0 / 1 | 0 / 2 | 0 / 1 | 0 / 0 | 0 / 0 | 0 / 0 | 0 / 0 | 0 / 1 |
| 11/28 | at Cincinnati | 0 / 0 | 0 / 0 | 0 / 0 | 0 / 0 | 0 / 0 | 0 / 0 | 1 / 1 | 0 / 0 | 0 / 0 | 0 / 0 | 0 / 0 | 1 / 1 |
| 12/05 | Baltimore | 0 / 0 | 0 / 0 | 0 / 0 | 0 / 0 | 0 / 0 | 0 / 0 | 0 / 0 | 0 / 0 | 0 / 0 | 0 / 0 | 0 / 0 | 0 / 0 |
| 12/09 | at Minnesota | 1 / 1 | 0 / 0 | 0 / 0 | 1 / 1 | 0 / 0 | 2 / 2 | 1 / 1 | 0 / 0 | 0 / 0 | 0 / 0 | 0 / 0 | 1 / 1 |
| 12/19 | Tennessee | 0 / 0 | 0 / 0 | 0 / 0 | 0 / 0 | 0 / 0 | 0 / 0 | 1 / 1 | 0 / 0 | 0 / 0 | 0 / 0 | 0 / 1 | 1 / 2 |
| 12/26 | at Kansas City | -- | -- | -- | -- | -- | -- | -- | -- | -- | -- | -- | -- |
| 01/03 | Cleveland | -- | -- | -- | -- | -- | -- | -- | -- | -- | -- | -- | -- |
| 01/09 | at Baltimore | -- | -- | -- | -- | -- | -- | -- | -- | -- | -- | -- | -- |
| TOTALS | | 4 / 4 | 1 / 3 | 0 / 0 | 1 / 3 | 0 / 5 | 6 / 15 | 6 / 9 | 2 / 2 | 0 / 1 | 0 / 1 | 2 / 5 | 10 / 18 |
| | | 100.0% | 33.3% | 0.0% | 33.3% | 0.0% | 40.0% | 66.7% | 100.0% | 0.0% | 0.0% | 40.0% | 55.6% |

2021 REGULAR SEASON PITTSBURGH STEELERS DEFENSIVE SUMMARIES
(THROUGH WEEK 15)SEPTEMBER 12, 2021
STEELERS @ BUFFALO BILLS
W 23-16

| TOP TACKLERS | | SACKS | | INTS | | FORCED FUMBLES | | RECOVERED FUMBLES | |
|----------------|-----|------------|-----|--------|-----|----------------|-----|-------------------|-----|
| PLAYER | NO. | PLAYER | NO. | PLAYER | NO. | PLAYER | NO. | PLAYER | NO. |
| D. Bush | 10 | T. Watt | 2.0 | | | D. Bush | 1 | C. Heyward | 1 |
| M. Fitzpatrick | 10 | C. Heyward | 1.0 | | | J. Haden | 1 | | |
| J. Pierre | 6 | | | | | C. Heyward | 1 | | |
| J. Schobert | 6 | | | | | T. Watt | 1 | | |
| T. Alualu | 5 | | | | | | | | |
| T. Edmunds | 5 | | | | | | | | |
| J. Haden | 5 | | | | | | | | |
| T. Norwood | 5 | | | | | | | | |
| C. Sutton | 5 | | | | | | | | |
| C. Heyward | 4 | | | | | | | | |
| A. Highsmith | 4 | | | | | | | | |
| T. Watt | 3 | | | | | | | | |
| A. Maulet | 2 | | | | | | | | |
| I. Buggs | 1 | | | | | | | | |
| C. Davis | 1 | | | | | | | | |
| M. Ingram III | 1 | | | | | | | | |
| C. Wormley | 1 | | | | | | | | |

SEPTEMBER 19, 2021
STEELERS VS. LAS VEGAS RAIDERS
L 26-17

| TOP TACKLERS | | SACKS | | INTS | | FORCED FUMBLES | | RECOVERED FUMBLES | |
|----------------|-----|---------------|-----|--------|-----|----------------|-----|-------------------|-----|
| PLAYER | NO. | PLAYER | NO. | PLAYER | NO. | PLAYER | NO. | PLAYER | NO. |
| J. Schobert | 10 | M. Ingram III | 1.0 | | | T. Watt | 1 | | |
| R. Spillane | 10 | T. Watt | 1.0 | | | | | | |
| C. Heyward | 7 | | | | | | | | |
| T. Edmunds | 6 | | | | | | | | |
| M. Fitzpatrick | 6 | | | | | | | | |
| J. Pierre | 6 | | | | | | | | |
| A. Highsmith | 4 | | | | | | | | |
| M. Ingram III | 4 | | | | | | | | |
| T. Watt | 4 | | | | | | | | |
| C. Sutton | 3 | | | | | | | | |
| J. Jones | 1 | | | | | | | | |
| J. Layne | 1 | | | | | | | | |
| I. Loudermilk | 1 | | | | | | | | |
| T. Norwood | 1 | | | | | | | | |
| C. Wormley | 1 | | | | | | | | |

SEPTEMBER 26, 2021
STEELERS VS. CINCINNATI BENGALS
L 24-10

| TOP TACKLERS | | SACKS | | INTS | | FORCED FUMBLES | | RECOVERED FUMBLES | |
|----------------|-----|--------|-----|------------|-----|----------------|-----|-------------------|-----|
| PLAYER | NO. | PLAYER | NO. | PLAYER | NO. | PLAYER | NO. | PLAYER | NO. |
| T. Edmunds | 5 | | | T. Edmunds | 1 | | | | |
| C. Heyward | 5 | | | | | | | | |
| J. Schobert | 5 | | | | | | | | |
| M. Fitzpatrick | 4 | | | | | | | | |
| C. Wormley | 4 | | | | | | | | |
| I. Buggs | 3 | | | | | | | | |
| M. Ingram III | 3 | | | | | | | | |
| T. Norwood | 3 | | | | | | | | |
| D. Bush | 2 | | | | | | | | |
| J. Haden | 2 | | | | | | | | |
| A. Maulet | 2 | | | | | | | | |
| C. Sutton | 2 | | | | | | | | |
| D. Tuszka | 2 | | | | | | | | |
| I. Loudermilk | 1 | | | | | | | | |

OCTOBER 3, 2021
STEELERS @ GREEN BAY PACKERS
L 27-17

| TOP TACKLERS | | SACKS | | INTS | | FORCED FUMBLES | | RECOVERED FUMBLES | |
|----------------|-----|---------|-----|--------|-----|----------------|-----|-------------------|-----|
| PLAYER | NO. | PLAYER | NO. | PLAYER | NO. | PLAYER | NO. | PLAYER | NO. |
| M. Fitzpatrick | 8 | T. Watt | 2.0 | | | C. Wormley | 1 | T. Watt | 1 |
| C. Heyward | 8 | D. Bush | 1.0 | | | | | | |
| J. Schobert | 8 | | | | | | | | |
| T. Edmunds | 7 | | | | | | | | |
| D. Bush | 6 | | | | | | | | |
| J. Haden | 5 | | | | | | | | |
| A. Highsmith | 5 | | | | | | | | |
| A. Maulet | 4 | | | | | | | | |
| T. Watt | 4 | | | | | | | | |
| C. Wormley | 4 | | | | | | | | |
| I. Buggs | 2 | | | | | | | | |
| M. Ingram III | 1 | | | | | | | | |
| H. Mondeaux | 1 | | | | | | | | |
| J. Pierre | 1 | | | | | | | | |
| C. Sutton | 1 | | | | | | | | |

OCTOBER 10, 2021
STEELERS VS. DENVER BRONCOS
W 27-19

| TOP TACKLERS | | SACKS | | INTS | | FORCED FUMBLES | | RECOVERED FUMBLES | |
|----------------|-----|-------------|-----|-----------|-----|----------------|-----|-------------------|-----|
| PLAYER | NO. | PLAYER | NO. | PLAYER | NO. | PLAYER | NO. | PLAYER | NO. |
| M. Fitzpatrick | 10 | D. Bush | 1.0 | J. Pierre | 1 | | | | |
| T. Edmunds | 7 | H. Mondeaux | 1.0 | | | | | | |
| J. Pierre | 6 | | | | | | | | |
| J. Haden | 5 | | | | | | | | |
| J. Schobert | 5 | | | | | | | | |
| C. Heyward | 3 | | | | | | | | |
| T. Watt | 3 | | | | | | | | |
| A. Maulet | 2 | | | | | | | | |
| T. Norwood | 2 | | | | | | | | |
| R. Spillane | 2 | | | | | | | | |
| I. Buggs | 1 | | | | | | | | |
| D. Bush | 1 | | | | | | | | |
| A. Highsmith | 1 | | | | | | | | |
| M. Ingram III | 1 | | | | | | | | |
| H. Mondeaux | 1 | | | | | | | | |
| C. Wormley | 1 | | | | | | | | |

OCTOBER 17, 2021
STEELERS VS. SEATTLE SEAHAWKS
W 23-20 (OT)

| TOP TACKLERS | | SACKS | | INTS | | FORCED FUMBLES | | RECOVERED FUMBLES | |
|----------------|-----|--------------|-----|--------|-----|----------------|-----|-------------------|-----|
| PLAYER | NO. | PLAYER | NO. | PLAYER | NO. | PLAYER | NO. | PLAYER | NO. |
| M. Fitzpatrick | 9 | T. Watt | 2.0 | | | M. Fitzpatrick | 1 | D. Bush | 1 |
| C. Heyward | 9 | A. Highsmith | 1.5 | | | J. Pierre | 1 | | |
| A. Highsmith | 7 | C. Heyward | 1.0 | | | T. Watt | 1 | | |
| T. Watt | 7 | C. Wormley | 0.5 | | | | | | |
| D. Bush | 6 | | | | | | | | |
| C. Wormley | 5 | | | | | | | | |
| T. Edmunds | 3 | | | | | | | | |
| J. Haden | 3 | | | | | | | | |
| A. Maulet | 3 | | | | | | | | |
| T. Norwood | 3 | | | | | | | | |
| J. Pierre | 3 | | | | | | | | |
| C. Sutton | 3 | | | | | | | | |
| J. Schobert | 2 | | | | | | | | |
| R. Spillane | 2 | | | | | | | | |
| I. Buggs | 1 | | | | | | | | |
| I. Loudermilk | 1 | | | | | | | | |

OCTOBER 31, 2021
STEELERS @ CLEVELAND BROWNS
W 15-10

| TOP TACKLERS | | SACKS | | INTS | | FORCED FUMBLES | | RECOVERED FUMBLES | |
|----------------|-----|---------------|-----|--------|-----|----------------|-----|-------------------|-----|
| PLAYER | NO. | PLAYER | NO. | PLAYER | NO. | PLAYER | NO. | PLAYER | NO. |
| J. Schobert | 9 | T. Watt | 1.5 | | | J. Schobert | 1 | T. Watt | 1 |
| T. Watt | 6 | I. Loudermilk | 1.0 | | | | | | |
| D. Bush | 5 | C. Wormley | 1.0 | | | | | | |
| T. Edmunds | 5 | C. Heyward | 0.5 | | | | | | |
| M. Fitzpatrick | 4 | | | | | | | | |
| C. Heyward | 4 | | | | | | | | |
| A. Highsmith | 4 | | | | | | | | |
| A. Maulet | 4 | | | | | | | | |
| C. Wormley | 4 | | | | | | | | |
| C. Sutton | 3 | | | | | | | | |
| J. Haden | 2 | | | | | | | | |
| I. Loudermilk | 2 | | | | | | | | |
| T. Norwood | 2 | | | | | | | | |
| I. Buggs | 1 | | | | | | | | |
| H. Mondeaux | 1 | | | | | | | | |
| R. Spillane | 1 | | | | | | | | |
| D. Tuszka | 1 | | | | | | | | |

NOVEMBER 8, 2021
STEELERS VS. CHICAGO BEARS
W 29-27

| TOP TACKLERS | | SACKS | | INTS | | FORCED FUMBLES | | RECOVERED FUMBLES | |
|----------------|-----|---------|-----|------------|-----|----------------|-----|-------------------|-----|
| PLAYER | NO. | PLAYER | NO. | PLAYER | NO. | PLAYER | NO. | PLAYER | NO. |
| M. Fitzpatrick | 8 | T. Watt | 3.0 | C. Heyward | 1 | | | | |
| T. Watt | 7 | | | | | | | | |
| J. Schobert | 5 | | | | | | | | |
| T. Edmunds | 4 | | | | | | | | |
| A. Maulet | 4 | | | | | | | | |
| D. Bush | 3 | | | | | | | | |
| T. Charlton | 3 | | | | | | | | |
| A. Highsmith | 3 | | | | | | | | |
| C. Sutton | 3 | | | | | | | | |
| I. Buggs | 2 | | | | | | | | |
| C. Heyward | 2 | | | | | | | | |
| H. Mondeaux | 2 | | | | | | | | |
| J. Haden | 1 | | | | | | | | |
| T. Norwood | 1 | | | | | | | | |
| J. Pierre | 1 | | | | | | | | |
| C. Wormley | 1 | | | | | | | | |

NOVEMBER 14, 2021
STEELERS VS. DETROIT LIONS
T 16-16 (OT)

| TOP TACKLERS | | SACKS | | INTS | | FORCED FUMBLES | | RECOVERED FUMBLES | |
|----------------|-----|------------|-----|--------|-----|----------------|-----|-------------------|-----|
| PLAYER | NO. | PLAYER | NO. | PLAYER | NO. | PLAYER | NO. | PLAYER | NO. |
| J. Schobert | 13 | C. Heyward | 2.0 | | | | | | |
| A. Highsmith | 11 | T. Edmunds | 1.0 | | | | | | |
| D. Bush | 9 | T. Watt | 1.0 | | | | | | |
| I. Buggs | 5 | | | | | | | | |
| T. Edmunds | 5 | | | | | | | | |
| M. Fitzpatrick | 5 | | | | | | | | |
| C. Heyward | 5 | | | | | | | | |
| J. Pierre | 5 | | | | | | | | |
| T. Watt | 5 | | | | | | | | |
| T. Charlton | 3 | | | | | | | | |
| C. Wormley | 3 | | | | | | | | |
| I. Loudermilk | 2 | | | | | | | | |
| J. Haden | 1 | | | | | | | | |
| M. Killebrew | 1 | | | | | | | | |
| T. Norwood | 1 | | | | | | | | |

NOVEMBER 21, 2021
STEELERS @ LOS ANGELES CHARGERS
L 41-37

| TOP TACKLERS | | SACKS | | INTS | | FORCED FUMBLES | | RECOVERED FUMBLES | |
|----------------|-----|--------------|-----|-----------|-----|----------------|-----|-------------------|-----|
| PLAYER | NO. | PLAYER | NO. | PLAYER | NO. | PLAYER | NO. | PLAYER | NO. |
| C. Sutton | 10 | A. Highsmith | 1.5 | C. Sutton | 1 | | | | |
| T. Norwood | 7 | T. Charlton | 0.5 | | | | | | |
| A. Highsmith | 6 | | | | | | | | |
| J. Pierre | 5 | | | | | | | | |
| D. Bush | 4 | | | | | | | | |
| T. Edmunds | 4 | | | | | | | | |
| J. Schobert | 4 | | | | | | | | |
| C. Wormley | 4 | | | | | | | | |
| A. Maulet | 3 | | | | | | | | |
| D. Archibong | 2 | | | | | | | | |
| T. Charlton | 2 | | | | | | | | |
| C. Heyward | 2 | | | | | | | | |
| K. Joseph | 2 | | | | | | | | |
| A. Witherspoon | 2 | | | | | | | | |
| I. Buggs | 1 | | | | | | | | |
| R. Spillane | 1 | | | | | | | | |
| D. Tuszka | 1 | | | | | | | | |

NOVEMBER 28, 2021
STEELERS @ CINCINNATI BENGALS
L 41-10

| TOP TACKLERS | | SACKS | | INTS | | FORCED FUMBLES | | RECOVERED FUMBLES | |
|----------------|-----|------------|-----|----------------|-----|----------------|-----|-------------------|-----|
| PLAYER | NO. | PLAYER | NO. | PLAYER | NO. | PLAYER | NO. | PLAYER | NO. |
| J. Schobert | 10 | C. Heyward | 1.0 | M. Fitzpatrick | 1 | | | | |
| M. Fitzpatrick | 9 | C. Wormley | 1.0 | | | | | | |
| C. Heyward | 8 | | | | | | | | |
| T. Edmunds | 6 | | | | | | | | |
| A. Maulet | 6 | | | | | | | | |
| D. Bush | 5 | | | | | | | | |
| A. Highsmith | 5 | | | | | | | | |
| J. Pierre | 4 | | | | | | | | |
| C. Sutton | 4 | | | | | | | | |
| C. Wormley | 4 | | | | | | | | |
| T. Charlton | 2 | | | | | | | | |
| H. Mondeaux | 2 | | | | | | | | |
| D. Tuszka | 2 | | | | | | | | |
| T. Watt | 2 | | | | | | | | |
| I. Loudermilk | 1 | | | | | | | | |
| T. Norwood | 1 | | | | | | | | |
| R. Spillane | 1 | | | | | | | | |
| A. Witherspoon | 1 | | | | | | | | |

DECEMBER 5, 2021
STEELERS VS. BALTIMORE RAVENS
W 20-19

| TOP TACKLERS | | SACKS | | INTS | | FORCED FUMBLES | | RECOVERED FUMBLES | |
|----------------|-----|------------|-----|----------------|-----|----------------|-----|-------------------|-----|
| PLAYER | NO. | PLAYER | NO. | PLAYER | NO. | PLAYER | NO. | PLAYER | NO. |
| M. Fitzpatrick | 9 | T. Watt | 3.5 | M. Fitzpatrick | 1 | T. Watt | 1 | | |
| J. Schobert | 7 | C. Wormley | 2.5 | | | | | | |
| C. Watt | 6 | C. Heyward | 1.0 | | | | | | |
| A. Witherspoon | 5 | | | | | | | | |
| C. Wormley | 5 | | | | | | | | |
| T. Edmunds | 4 | | | | | | | | |
| C. Heyward | 4 | | | | | | | | |
| C. Sutton | 4 | | | | | | | | |
| A. Highsmith | 3 | | | | | | | | |
| T. Norwood | 3 | | | | | | | | |
| M. Adams Sr. | 2 | | | | | | | | |
| D. Bush | 2 | | | | | | | | |
| J. Layne | 2 | | | | | | | | |
| A. Maulet | 2 | | | | | | | | |
| H. Mondeaux | 2 | | | | | | | | |
| D. Tuszka | 2 | | | | | | | | |
| T. Charlton | 1 | | | | | | | | |
| I. Loudermilk | 1 | | | | | | | | |

DECEMBER 9, 2021
STEELERS @ MINNESOTA VIKINGS
L 36-28

| TOP TACKLERS | | SACKS | | INTS | | FORCED FUMBLES | | RECOVERED FUMBLES | |
|----------------|-----|--------|-----|----------------|-----|----------------|-----|-------------------|-----|
| PLAYER | NO. | PLAYER | NO. | PLAYER | NO. | PLAYER | NO. | PLAYER | NO. |
| D. Bush | 8 | | | A. Witherspoon | 2 | | | | |
| J. Schobert | 7 | | | | | | | | |
| M. Fitzpatrick | 6 | | | | | | | | |
| C. Heyward | 6 | | | | | | | | |
| T. Edmunds | 5 | | | | | | | | |
| T. Charlton | 4 | | | | | | | | |
| C. Sutton | 4 | | | | | | | | |
| A. Witherspoon | 4 | | | | | | | | |
| M. Adams Sr. | 2 | | | | | | | | |
| M. Killebrew | 2 | | | | | | | | |
| I. Loudermilk | 2 | | | | | | | | |
| D. Tuszka | 2 | | | | | | | | |
| C. Wormley | 2 | | | | | | | | |
| M. Allen | 1 | | | | | | | | |
| A. Highsmith | 1 | | | | | | | | |
| J. Layne | 1 | | | | | | | | |
| A. Maulet | 1 | | | | | | | | |
| H. Mondeaux | 1 | | | | | | | | |
| T. Norwood | 1 | | | | | | | | |
| T. Watt | 1 | | | | | | | | |

DECEMBER 19, 2021
STEELERS VS. TENNESSEE TITANS
W 19-13

| TOP TACKLERS | | SACKS | | INTS | | FORCED FUMBLES | | RECOVERED FUMBLES | |
|----------------|-----|------------|-----|-------------|-----|----------------|-----|-------------------|-----|
| PLAYER | NO. | PLAYER | NO. | PLAYER | NO. | PLAYER | NO. | PLAYER | NO. |
| M. Fitzpatrick | 14 | T. Watt | 1.5 | J. Schobert | 1 | A. Maulet | 1 | M. Fitzpatrick | 1 |
| T. Edmunds | 10 | D. Tuszka | 1.0 | | | C. Sutton | 1 | J. Haden | 1 |
| J. Schobert | 7 | C. Wormley | 1.0 | | | D. Tuszka | 1 | T. Watt | 1 |
| C. Heyward | 6 | C. Heyward | 0.5 | | | | | | |
| D. Bush | 5 | | | | | | | | |
| A. Maulet | 5 | | | | | | | | |
| T. Watt | 5 | | | | | | | | |
| C. Wormley | 5 | | | | | | | | |
| A. Highsmith | 4 | | | | | | | | |
| I. Loudermilk | 4 | | | | | | | | |
| R. Spillane | 3 | | | | | | | | |
| C. Sutton | 3 | | | | | | | | |
| D. Tuszka | 3 | | | | | | | | |
| T. Charlton | 2 | | | | | | | | |
| J. Haden | 2 | | | | | | | | |
| H. Mondeaux | 2 | | | | | | | | |
| A. Witherspoon | 2 | | | | | | | | |
| M. Allen | 1 | | | | | | | | |
| C. Davis | 1 | | | | | | | | |
| M. Killebrew | 1 | | | | | | | | |
| T. Norwood | 1 | | | | | | | | |

| (AS OF DEC 21, 2021, 4:16 AM PST) | | | | | | | | | | | 2021 : REGULAR SEASON | | | | | | |
|-----------------------------------|------------------|-----|------|------|-------|----------|------|---------|----|-----|-----------------------|-----|-----|----|----|--|--|
| DATE | OPPONENT | TT | SOLO | ASST | SACKS | SACK YDS | INTS | INT YDS | PD | DTD | DS | TFL | QBH | FF | FR | | |
| 9/12 | at Buffalo | 74 | 49 | 25 | 3 | 16.0 | 0 | 0.0 | 6 | 1 | 0 | 5 | 8 | 4 | 1 | | |
| 9/19 | Las Vegas | 65 | 45 | 20 | 2 | 9.0 | 0 | 0.0 | 4 | 0 | 0 | 6 | 5 | 1 | 0 | | |
| 9/26 | Cincinnati | 43 | 25 | 18 | 0 | 0.0 | 1 | 15.0 | 2 | 0 | 0 | 2 | 0 | 0 | 0 | | |
| 10/3 | at Green Bay | 65 | 44 | 21 | 3 | 12.0 | 0 | 0.0 | 4 | 0 | 0 | 7 | 7 | 1 | 1 | | |
| 10/10 | Denver | 51 | 34 | 17 | 2 | 20.0 | 1 | 0.0 | 7 | 0 | 0 | 4 | 5 | 0 | 0 | | |
| 10/17 | Seattle | 67 | 43 | 24 | 5 | 44.0 | 0 | 0.0 | 5 | 0 | 0 | 10 | 8 | 3 | 1 | | |
| 10/31 | at Cleveland | 58 | 39 | 19 | 4 | 15.0 | 0 | 0.0 | 2 | 0 | 0 | 4 | 6 | 1 | 1 | | |
| 11/8 | Chicago | 50 | 35 | 15 | 3 | 13.0 | 1 | 0.0 | 4 | 0 | 0 | 3 | 8 | 0 | 0 | | |
| 11/14 | Detroit | 74 | 47 | 27 | 4 | 37.0 | 0 | 0.0 | 4 | 0 | 0 | 9 | 6 | 0 | 0 | | |
| 11/21 | at L.A. Chargers | 60 | 45 | 15 | 2 | 8.0 | 1 | 4.0 | 4 | 0 | 0 | 2 | 5 | 0 | 0 | | |
| 11/28 | at Cincinnati | 73 | 42 | 31 | 2 | 18.0 | 1 | 18.0 | 3 | 0 | 0 | 7 | 3 | 0 | 0 | | |
| 12/5 | Baltimore | 64 | 49 | 15 | 7 | 34.0 | 1 | 0.0 | 4 | 0 | 0 | 9 | 10 | 1 | 0 | | |
| 12/9 | at Minnesota | 61 | 36 | 25 | 0 | 0.0 | 2 | 45.0 | 8 | 0 | 0 | 4 | 6 | 0 | 0 | | |
| 12/19 | Tennessee | 86 | 61 | 25 | 4 | 36.0 | 1 | 23.0 | 3 | 0 | 0 | 4 | 7 | 3 | 3 | | |
| 12/26 | at Kansas City | -- | -- | -- | -- | -- | -- | -- | -- | -- | -- | -- | -- | -- | -- | | |
| 1/3 | Cleveland | -- | -- | -- | -- | -- | -- | -- | -- | -- | -- | -- | -- | -- | -- | | |
| 1/9 | at Baltimore | -- | -- | -- | -- | -- | -- | -- | -- | -- | -- | -- | -- | -- | -- | | |
| 2021 TOTALS | | 891 | 594 | 297 | 41 | 262.0 | 9 | 105.0 | 60 | 1 | 0 | 76 | 84 | 14 | 7 | | |

| AMERICAN FOOTBALL CONFERENCE | | | | | | |
|----------------------------------|-----------|-----------|----------|-----------|-----------|----------|
| | OFFENSE | | | DEFENSE | | |
| | TOTAL | RUSH | PASS | TOTAL | RUSH | PASS |
| Baltimore Ravens | 3 | 2 | 6 | 10 | *1 | 16 |
| Buffalo Bills | 4 | 6 | 4 | *1 | 8 | *1 |
| Cincinnati Bengals | 7 | 10 | 5 | 7 | 3 | 13 |
| Cleveland Browns | 11 | 4 | 14 | 4 | 5 | 4 |
| Denver Broncos | 10 | 5 | 11 | 3 | 6 | 3 |
| Houston Texans | 16 | 16 | 16 | 15 | 16 | 8 |
| Indianapolis Colts | 6 | *1 | 12 | 6 | 7 | 9 |
| Jacksonville Jaguars | 15 | 11 | 15 | 11 | 9 | 10 |
| Kansas City Chiefs | *1 | 9 | *1 | 13 | 10 | 15 |
| Las Vegas Raiders | 5 | 13 | 2 | 8 | 12 | 7 |
| Los Angeles Chargers | 2 | 8 | 3 | 12 | 13 | 5 |
| Miami Dolphins | 14 | 12 | 9 | 9 | 4 | 12 |
| New England Patriots | 8 | 7 | 10 | 2 | 11 | 2 |
| New York Jets | 13 | 14 | 8 | 16 | 14 | 14 |
| Pittsburgh Steelers | 12 | 15 | 7 | 14 | 15 | 6 |
| Tennessee Titans | 9 | 3 | 13 | 5 | 2 | 11 |

| NATIONAL FOOTBALL CONFERENCE | | | | | | |
|--------------------------------|---------|------|------|---------|------|------|
| | OFFENSE | | | DEFENSE | | |
| | TOTAL | RUSH | PASS | TOTAL | RUSH | PASS |
| Arizona Cardinals | 4 T | 7 | 4 | 3 | 9 | 3 |
| Atlanta Falcons | 10 | 16 | 8 | 13 | 12 | 12 |
| Carolina Panthers | 15 | 9 | 14 | *1 | 10 | *1 |
| Chicago Bears | 16 | 4 | 16 | 5 | 13 | 2 |
| Dallas Cowboys | *1 | 2 | 3 | 11 | 8 | 10 |
| Detroit Lions | 11 | 10 | 12 | 14 | 16 | 13 |
| Green Bay Packers | 7 | 11 | 5 | 4 | 5 | 5 |
| Los Angeles Rams | 3 | 14 | 2 | 9 | 4 | 11 |
| Minnesota Vikings | 4 T | 5 | 6 | 15 | 15 | 14 |
| New Orleans Saints | 12 | 8 | 15 | 8 | 3 | 7 |
| New York Giants | 13 | 15 | 9 | 12 | 14 | 8 |
| Philadelphia Eagles | 8 | *1 | 13 | 7 | 7 | 6 |
| San Francisco 49ers | 6 | 3 | 7 | 2 | 6 | 4 |
| Seattle Seahawks | 14 | 12 | 11 | 16 | 11 | 16 |
| Tampa Bay Buccaneers | 2 | 13 | *1 | 6 | *1 | 9 |
| Washington Football Team | 9 | 6 | 10 | 10 | 2 | 15 |

| NATIONAL FOOTBALL LEAGUE | | | | | | |
|----------------------------------|-----------|-----------|-----------|-----------|-----------|-----------|
| | OFFENSE | | | DEFENSE | | |
| | TOTAL | RUSH | PASS | TOTAL | RUSH | PASS |
| Arizona Cardinals | 8 T | 12 | 8 | 7 | 17 T | 5 |
| Atlanta Falcons | 24 | 27 | 18 | 26 | 22 | 24 |
| Baltimore Ravens | 5 | 3 | 12 | 19 | *1 | 31 |
| Buffalo Bills | 7 | 13 | 7 | *1 | 16 | *1 |
| Carolina Panthers | 29 | 16 | 29 | 2 | 19 T | 2 |
| Chicago Bears | 30 | 8 | 32 | 9 | 23 | 4 |
| Cincinnati Bengals | 15 | 20 | 11 | 15 | 5 | 26 |
| Cleveland Browns | 19 | 5 | 26 | 5 | 9 | 8 |
| Dallas Cowboys | *1 | 6 | 6 | 22 | 15 | 22 |
| Denver Broncos | 18 | 9 T | 19 | 4 | 10 | 6 |
| Detroit Lions | 25 | 17 | 25 | 29 | 28 | 25 |
| Green Bay Packers | 13 | 21 | 9 | 8 | 11 | 9 |
| Houston Texans | 32 | 32 | 31 | 28 | 32 | 14 |
| Indianapolis Colts | 12 | 2 | 23 | 14 | 14 | 15 |
| Jacksonville Jaguars | 31 | 23 | 27 | 20 | 17 T | 16 |
| Kansas City Chiefs | 3 | 19 | 2 | 24 | 19 T | 28 |
| Las Vegas Raiders | 10 | 29 | 4 | 17 | 25 | 12 |
| Los Angeles Chargers | 4 | 18 | 5 | 23 | 29 | 10 |
| Los Angeles Rams | 6 | 25 | 3 | 16 | 7 | 23 |
| Miami Dolphins | 23 | 28 | 16 | 18 | 8 | 21 |
| Minnesota Vikings | 8 T | 9 T | 10 | 30 | 27 | 29 |
| New England Patriots | 16 | 14 | 17 | 3 | 24 | 3 |
| New Orleans Saints | 26 | 15 | 30 | 13 | 6 | 17 |
| New York Giants | 27 | 26 | 20 | 25 | 26 | 18 |
| New York Jets | 22 | 30 | 15 | 31 | 30 | 27 |
| Philadelphia Eagles | 14 | *1 | 28 | 12 | 13 | 13 |
| Pittsburgh Steelers | 21 | 31 | 14 | 27 | 31 | 11 |
| San Francisco 49ers | 11 | 7 | 13 | 6 | 12 | 7 |
| Seattle Seahawks | 28 | 22 | 22 | 32 | 21 | 32 |
| Tampa Bay Buccaneers | 2 | 24 | *1 | 11 | 3 | 20 |
| Tennessee Titans | 17 | 4 | 24 | 10 | 2 | 19 |
| Washington Football Team | 20 | 11 | 21 | 21 | 4 | 30 |

* = NFL leader | T = Tied for position

There are still 2 unfinished games for this week. Please wait until those games are all done before generating this report.

| 2021 REGULAR SEASON | | | | | | | | | | | | | | | | | | | |
|---------------------|------------------|----------------|--------|---------|----------------|---------|---------|----------------|--------|-------|------------------|----------------|--------|---------|----------------|---------|---------|-----|-----|
| NFL | | | | | | | | | | AFC | | | | | | | | | |
| | | OFFENSE | | | | DEFENSE | | | | | | OFFENSE | | | | DEFENSE | | | |
| DATE | OPPONENT | TOTAL RUSHPASS | SCORED | *POINTS | TOTAL RUSHPASS | SCORED | *POINTS | TOTAL RUSHPASS | SCORED | DATE | OPPONENT | TOTAL RUSHPASS | SCORED | *POINTS | TOTAL RUSHPASS | SCORED | *POINTS | | |
| 09/12 | at Buffalo | T-29 | 23 | 28 | 18 | 13 | T-14 | T-7 | | 09/12 | at Buffalo | T-14 | 13 | 15 | 8 | 5 | 9 | T-6 | T-2 |
| 09/19 | Las Vegas | 28 | 32 | 18 | T-24 | 22 | 10 | 29 | 9 | 09/19 | Las Vegas | 15 | 16 | 8 | T-11 | 12 | 5 | 15 | 5 |
| 09/26 | Cincinnati | 25 | 32 | 13 | 28 | 13 | 10 | 20 | 12 | 09/26 | Cincinnati | 13 | 16 | 6 | 14 | 7 | 6 | 12 | 7 |
| 10/03 | at Green Bay | 27 | 32 | 16 | T-28 | 16 | 11 | 19 | 13 | 10/03 | at Green Bay | 13 | 16 | 6 | T-13 | 9 | 7 | 11 | 8 |
| 10/10 | Denver | 27 | 31 | 19 | 27 | 16 | 9 | 19 | 10 | 10/10 | Denver | 13 | 15 | 7 | 12 | 7 | 5 | 10 | 5 |
| 10/17 | Seattle | 25 | 29 | 17 | 25 | 12 | T-9 | 15 | 12 | 10/17 | Seattle | 12 | 13 | 8 | 12 | 5 | T-6 | 7 | 7 |
| [bye] | - | 27 | 29 | 15 | 26 | 13 | 12 | 15 | 12 | [bye] | - | 13 | 13 | 8 | 12 | 6 | 8 | 7 | 6 |
| 10/31 | at Cleveland | 24 | 28 | 16 | 26 | 11 | 12 | 13 | 7 | 10/31 | at Cleveland | 13 | 12 | 8 | 12 | 4 | 7 | 6 | 4 |
| 11/08 | Chicago | 25 | 28 | 17 | 23 | 14 | 15 | 15 | T-8 | 11/08 | Chicago | 14 | 13 | 9 | 12 | 6 | 10 | 7 | 4 |
| 11/14 | Detroit | 24 | 26 | 17 | 26 | T-12 | 25 | 9 | 8 | 11/14 | Detroit | 14 | 12 | 9 | 12 | 5 | 12 | 5 | 4 |
| 11/21 | at L.A. Chargers | 22 | 27 | 14 | 20 | 23 | 26 | 15 | 14 | 11/21 | at L.A. Chargers | 13 | 12 | 8 | 11 | 12 | 12 | 7 | 6 |
| 11/28 | at Cincinnati | 22 | 28 | 15 | 22 | 25 | 28 | 12 | 23 | 11/28 | at Cincinnati | 13 | 13 | 9 | 12 | 14 | 14 | 6 | 11 |
| 12/05 | Baltimore | 22 | 29 | 15 | 21 | 22 | 27 | 14 | 21 | 12/05 | Baltimore | 13 | 13 | 8 | 11 | 12 | 13 | 8 | 10 |
| 12/09 | at Minnesota | 21 | 28 | 13 | T-21 | 27 | 30 | 14 | 22 | 12/09 | at Minnesota | 12 | 12 | 7 | 12 | 14 | 14 | 8 | 11 |
| 12/19 | Tennessee | 20 | 31 | 14 | 20 | 28 | 31 | 12 | 23 | 12/19 | Tennessee | 12 | 15 | 7 | 11 | 14 | 15 | 6 | 11 |
| 12/26 | @ Kansas City | -- | -- | -- | -- | -- | -- | -- | -- | 12/26 | @ Kansas City | -- | -- | -- | -- | -- | -- | -- | -- |
| 01/03 | Cleveland | -- | -- | -- | -- | -- | -- | -- | -- | 01/03 | Cleveland | -- | -- | -- | -- | -- | -- | -- | -- |
| 01/09 | @ Baltimore | -- | -- | -- | -- | -- | -- | -- | -- | 01/09 | @ Baltimore | -- | -- | -- | -- | -- | -- | -- | -- |

| 2021 REGULAR SEASON STEELERS GAME-BY-GAME OFFENSE | | | | | | | | | | | | | | | | | | | |
|---|-------|-------|-------|-------|-------|-------|-------|--------|-------|-------|-------|-------|--------|-------|-------|-------|-------|--------|--|
| | 09/12 | 09/19 | 09/26 | 10/03 | 10/10 | 10/17 | 10/31 | 11/08 | 11/14 | 11/21 | 11/28 | 12/05 | 12/09 | 12/19 | 12/26 | 01/03 | 01/09 | | |
| | @ BUF | LV | CIN | @ GB | DEN | SEA | @ CLE | CHI | DET | @ LAC | @ CIN | BAL | @ MIN | TEN | @ KC | CLE | BAL | Totals | |
| FIRST DOWNS | | | | | | | | | | | | | | | | | | | |
| Total | 16 | 17 | 21 | 17 | 19 | 22 | 21 | 20 | 22 | 22 | 16 | 17 | 22 | 12 | | | | 264 | |
| Rushing | 4 | 3 | 2 | 5 | 5 | 6 | 7 | 8 | 7 | 5 | 1 | 4 | 7 | 2 | | | | 66 | |
| Passing | 9 | 13 | 16 | 11 | 12 | 14 | 13 | 8 | 13 | 14 | 15 | 11 | 11 | 7 | | | | 167 | |
| Penalty | 3 | 1 | 3 | 1 | 2 | 2 | 1 | 4 | 2 | 3 | 0 | 2 | 4 | 3 | | | | 31 | |
| THIRD DOWNS | | | | | | | | | | | | | | | | | | | |
| Attempts | 12 | 12 | 19 | 11 | 12 | 14 | 13 | 17 | 17 | 15 | 13 | 12 | 13 | 11 | | | | 191 | |
| Converted | 4 | 5 | 9 | 4 | 7 | 5 | 4 | 6 | 7 | 8 | 7 | 5 | 4 | 2 | | | | 77 | |
| Percentage | 33.3% | 41.7% | 47.4% | 36.4% | 58.3% | 35.7% | 30.8% | 35.3% | 41.2% | 53.3% | 53.8% | 41.7% | 30.8% | 18.2% | | | | 40.3% | |
| FOURTH DOWNS | | | | | | | | | | | | | | | | | | | |
| Attempts | 0 | 1 | 2 | 2 | 0 | 0 | 4 | 2 | 0 | 2 | 0 | 0 | 2 | 0 | | | | 15 | |
| Converted | 0 | 0 | 0 | 0 | 0 | 0 | 2 | 2 | 0 | 0 | 0 | 0 | 2 | 0 | | | | 6 | |
| Percentage | 0 | 0.0% | 0.0% | 0.0% | 0 | 0 | 50.0% | 100.0% | 0 | 0.0% | 0 | 0 | 100.0% | 0 | | | | 40.0% | |
| TOT. OFFENSE | | | | | | | | | | | | | | | | | | | |
| Net Yards | 252 | 331 | 342 | 282 | 391 | 345 | 370 | 280 | 387 | 300 | 301 | 321 | 375 | 168 | | | | 4,445 | |
| Plays | 55 | 56 | 77 | 58 | 61 | 71 | 69 | 66 | 81 | 65 | 59 | 57 | 69 | 45 | | | | 889 | |
| Avg./Play | 4.6 | 5.9 | 4.4 | 4.9 | 6.4 | 4.9 | 5.4 | 4.2 | 4.8 | 4.6 | 5.1 | 5.6 | 5.4 | 3.7 | | | | 5.0 | |
| RUSHING | | | | | | | | | | | | | | | | | | | |
| Net Yards | 75 | 39 | 45 | 62 | 147 | 119 | 115 | 105 | 145 | 55 | 51 | 85 | 106 | 35 | | | | 1,184 | |
| Rush. Att. | 21 | 14 | 15 | 16 | 35 | 30 | 32 | 32 | 31 | 18 | 15 | 25 | 24 | 17 | | | | 325 | |
| Avg./Att. | 3.6 | 2.8 | 3.0 | 3.9 | 4.2 | 4.0 | 3.6 | 3.3 | 4.7 | 3.1 | 3.4 | 3.4 | 4.4 | 2.1 | | | | 3.6 | |
| PASSING | | | | | | | | | | | | | | | | | | | |
| Net Yards | 177 | 292 | 297 | 220 | 244 | 226 | 255 | 175 | 242 | 245 | 250 | 236 | 269 | 133 | | | | 3,261 | |
| Attempts | 32 | 40 | 58 | 40 | 25 | 40 | 35 | 30 | 50 | 44 | 41 | 31 | 40 | 25 | | | | 531 | |
| Completions | 18 | 27 | 38 | 26 | 15 | 29 | 22 | 21 | 30 | 28 | 24 | 21 | 28 | 16 | | | | 343 | |
| Intercepted | 0 | 1 | 2 | 1 | 0 | 0 | 0 | 0 | 1 | 0 | 2 | 0 | 1 | 0 | | | | 8 | |
| Gross Yards | 188 | 295 | 318 | 232 | 253 | 229 | 266 | 205 | 242 | 273 | 263 | 236 | 308 | 148 | | | | 3,456 | |
| Sacked | 2.0 | 2.0 | 4.0 | 2.0 | 1.0 | 1.0 | 2.0 | 4.0 | 3.0 | 3.0 | 3.0 | 1.0 | 5.0 | 3.0 | | | | 33.0 | |
| Yards Lost | 11 | 3 | 21 | 12 | 9 | 3 | 11 | 30 | 0 | 28 | 13 | 0 | 39 | 15 | | | | 195 | |
| ADVANCES | | | | | | | | | | | | | | | | | | | |
| Rushes | 21 | 14 | 15 | 16 | 35 | 30 | 32 | 32 | 31 | 18 | 15 | 25 | 24 | 17 | | | | 325 | |
| Completions | 18 | 27 | 38 | 26 | 15 | 29 | 22 | 21 | 30 | 28 | 24 | 21 | 28 | 16 | | | | 343 | |
| Totals | 39 | 41 | 53 | 42 | 50 | 59 | 54 | 53 | 61 | 46 | 39 | 46 | 52 | 33 | | | | 668 | |
| Total Drives | 11 | 11 | 11 | 11 | 10 | 13 | 10 | 12 | 14 | 11 | 12 | 10 | 14 | 12 | | | | 162 | |
| PENALTIES | | | | | | | | | | | | | | | | | | | |
| Number | 5 | 5 | 10 | 5 | 8 | 5 | 8 | 5 | 7 | 8 | 4 | 5 | 10 | 5 | | | | 90 | |
| Yards | 32 | 43 | 73 | 34 | 59 | 38 | 65 | 30 | 59 | 38 | 30 | 81 | 85 | 30 | | | | 697 | |
| FUMBLES | | | | | | | | | | | | | | | | | | | |
| Number | 1 | 1 | 1 | 1 | 1 | 1 | 1 | 1 | 3 | 1 | 2 | 0 | 1 | 0 | | | | 15 | |
| Lost | 0 | 0 | 0 | 1 | 1 | 1 | 0 | 1 | 2 | 0 | 1 | 0 | 0 | 0 | | | | 7 | |
| PUNTING | | | | | | | | | | | | | | | | | | | |
| Yards | 207 | 197 | 162 | 102 | 119 | 335 | 176 | 196 | 280 | 46 | 190 | 217 | 258 | 199 | | | | 2,684 | |
| Punts | 5 | 4 | 4 | 3 | 2 | 7 | 4 | 5 | 6 | 1 | 5 | 5 | 6 | 5 | | | | 62 | |
| Net Avg. | 41.2 | 42.8 | 38.3 | 34.0 | 46.5 | 42.1 | 43.8 | 35.2 | 31.5 | 47.0 | 34.6 | 41.0 | 37.8 | 30.2 | | | | 38.1 | |
| Gross Avg. | 41.4 | 49.3 | 40.5 | 34.0 | 59.5 | 47.9 | 44.0 | 39.2 | 46.7 | 46.0 | 38.0 | 43.4 | 43.0 | 39.8 | | | | 43.3 | |
| SCORING | | | | | | | | | | | | | | | | | | | |
| Points | 23 | 17 | 10 | 17 | 27 | 23 | 15 | 29 | 16 | 37 | 10 | 20 | 28 | 19 | | | | 291 | |
| Q1 | 0 | 0 | 0 | 7 | 7 | 0 | 0 | 7 | 7 | 3 | 3 | 0 | 0 | 0 | | | | 34 | |
| Q2 | 0 | 7 | 7 | 3 | 10 | 14 | 3 | 7 | 3 | 7 | 0 | 3 | 0 | 3 | | | | 67 | |
| Q3 | 6 | 0 | 0 | 0 | 7 | 3 | 6 | 6 | 3 | 0 | 0 | 0 | 7 | 7 | | | | 45 | |
| Q4 | 17 | 10 | 3 | 7 | 3 | 3 | 6 | 9 | 3 | 27 | 7 | 17 | 21 | 9 | | | | 142 | |
| OT | 0 | 0 | 0 | 0 | 0 | 3 | 0 | 0 | 0 | 0 | 0 | 0 | 0 | 0 | | | | 3 | |
| TD Rushing | 0 | 1 | 0 | 1 | 1 | 1 | 1 | 1 | 0 | 1 | 0 | 0 | 1 | 1 | | | | 9 | |
| TD Passing | 1 | 1 | 1 | 1 | 2 | 1 | 1 | 2 | 1 | 3 | 1 | 2 | 3 | 0 | | | | 20 | |
| TD KO Returns | 0 | 0 | 0 | 0 | 0 | 0 | 0 | 0 | 0 | 0 | 0 | 0 | 0 | 0 | | | | 0 | |
| TD Punt Returns | 0 | 0 | 0 | 0 | 0 | 0 | 0 | 0 | 0 | 0 | 0 | 0 | 0 | 0 | | | | 0 | |
| TD Sp. Teams | 1 | 0 | 0 | 0 | 0 | 0 | 0 | 0 | 0 | 0 | 0 | 0 | 0 | 0 | | | | 1 | |
| TD Def. Returns | 0 | 0 | 0 | 0 | 0 | 0 | 0 | 0 | 0 | 0 | 0 | 0 | 0 | 0 | | | | 0 | |
| FG Attempts | 3 | 1 | 2 | 1 | 2 | 3 | 1 | 3 | 3 | 3 | 1 | 2 | 1 | 5 | | | | 31 | |
| FG Made | 3 | 1 | 1 | 1 | 2 | 3 | 1 | 3 | 3 | 3 | 1 | 2 | 0 | 4 | | | | 28 | |
| Safety | 0 | 0 | 0 | 0 | 0 | 0 | 0 | 0 | 0 | 0 | 0 | 0 | 0 | 0 | | | | 0 | |
| 2-Pt Attempts | 0 | 0 | 0 | 0 | 0 | 0 | 2 | 0 | 0 | 0 | 0 | 1 | 2 | 0 | | | | 5 | |
| 2-Pt Made | 0 | 0 | 0 | 0 | 0 | 0 | 0 | 0 | 0 | 0 | 0 | 1 | 1 | 0 | | | | 2 | |
| Time of Possession | 26:43 | 25:38 | 35:22 | 25:19 | 33:02 | 37:33 | 31:45 | 34:05 | 36:48 | 28:14 | 24:40 | 23:30 | 29:32 | 20:52 | | | | 413:03 | |

| 2021 REGULAR SEASON STEELERS GAME-BY-GAME DEFENSE | | | | | | | | | | | | | | | | | | |
|---|-------|--------|-------|-------|-------|-------|-------|-------|--------|-------|--------|-------|--------|-------|-------|-------|-------|--------|
| | 09/12 | 09/19 | 09/26 | 10/03 | 10/10 | 10/17 | 10/31 | 11/08 | 11/14 | 11/21 | 11/28 | 12/05 | 12/09 | 12/19 | 12/26 | 01/03 | 01/09 | |
| | @ BUF | LV | CIN | @ GB | DEN | SEA | @ CLE | CHI | DET | @ LAC | @ CIN | BAL | @ MIN | TEN | @ KC | CLE | BAL | Totals |
| FIRST DOWNS | | | | | | | | | | | | | | | | | | |
| Total | 22 | 22 | 12 | 23 | 17 | 18 | 19 | 20 | 17 | 33 | 25 | 22 | 22 | 22 | | | | 294 |
| Rushing | 8 | 4 | 4 | 9 | 3 | 8 | 7 | 7 | 10 | 9 | 13 | 7 | 13 | 14 | | | | 116 |
| Passing | 13 | 17 | 7 | 13 | 14 | 9 | 10 | 11 | 5 | 19 | 11 | 12 | 8 | 8 | | | | 157 |
| Penalty | 1 | 1 | 1 | 1 | 0 | 1 | 2 | 2 | 2 | 5 | 1 | 3 | 1 | 0 | | | | 21 |
| THIRD DOWNS | | | | | | | | | | | | | | | | | | |
| Attempts | 18 | 13 | 9 | 15 | 12 | 12 | 10 | 12 | 18 | 12 | 11 | 16 | 14 | 18 | | | | 190 |
| Converted | 8 | 5 | 3 | 9 | 2 | 3 | 3 | 4 | 4 | 7 | 5 | 8 | 5 | 8 | | | | 74 |
| Percentage | 44.4% | 38.5% | 33.3% | 60.0% | 16.7% | 25.0% | 30.0% | 33.3% | 22.2% | 58.3% | 45.5% | 50.0% | 35.7% | 44.4% | | | | 38.9% |
| FOURTH DOWNS | | | | | | | | | | | | | | | | | | |
| Attempts | 3 | 1 | 0 | 1 | 4 | 0 | 2 | 0 | 2 | 1 | 1 | 0 | 1 | 2 | | | | 18 |
| Converted | 1 | 0 | 0 | 0 | 3 | 0 | 0 | 0 | 2 | 0 | 1 | 0 | 1 | 1 | | | | 10 |
| Percentage | 33.3% | 100.0% | 0 | 0.0% | 75.0% | 0 | 0.0% | 0 | 100.0% | 0.0% | 100.0% | 0 | 100.0% | 50.0% | | | | 55.6% |
| TOT. OFFENSE | | | | | | | | | | | | | | | | | | |
| Net Yards | 371 | 425 | 268 | 367 | 374 | 309 | 306 | 414 | 306 | 533 | 370 | 326 | 458 | 318 | | | | 5,145 |
| Plays | 79 | 64 | 42 | 72 | 58 | 64 | 58 | 58 | 68 | 69 | 65 | 69 | 67 | 78 | | | | 911 |
| Avg./Play | 4.7 | 6.6 | 6.4 | 5.1 | 6.4 | 4.8 | 5.3 | 7.1 | 4.5 | 7.7 | 5.7 | 4.7 | 6.8 | 4.1 | | | | 5.6 |
| RUSHING | | | | | | | | | | | | | | | | | | |
| Net Yards | 117 | 52 | 96 | 131 | 106 | 144 | 96 | 136 | 229 | 159 | 198 | 107 | 242 | 201 | | | | 2,014 |
| Rush. Att. | 25 | 25 | 24 | 33 | 18 | 27 | 23 | 26 | 39 | 26 | 38 | 25 | 36 | 42 | | | | 407 |
| Avg./Att. | 4.7 | 2.1 | 4.0 | 4.0 | 5.9 | 5.3 | 4.2 | 5.2 | 5.9 | 6.1 | 5.2 | 4.3 | 6.7 | 4.8 | | | | 4.9 |
| PASSING | | | | | | | | | | | | | | | | | | |
| Net Yards | 254 | 373 | 172 | 236 | 268 | 165 | 210 | 278 | 77 | 374 | 172 | 219 | 216 | 117 | | | | 3,131 |
| Attempts | 51 | 37 | 18 | 36 | 38 | 32 | 31 | 29 | 25 | 41 | 25 | 37 | 31 | 32 | | | | 463 |
| Completions | 30 | 28 | 14 | 20 | 24 | 23 | 20 | 17 | 14 | 30 | 20 | 23 | 14 | 23 | | | | 300 |
| Intercepted | 0 | 0 | 1 | 0 | 1 | 0 | 0 | 1 | 0 | 1 | 1 | 1 | 2 | 1 | | | | 9 |
| Gross Yards | 270 | 382 | 172 | 248 | 288 | 209 | 225 | 291 | 114 | 382 | 190 | 253 | 216 | 153 | | | | 3,393 |
| Sacked | 3.0 | 2.0 | 0.0 | 3.0 | 2.0 | 5.0 | 4.0 | 3.0 | 4.0 | 2.0 | 2.0 | 7.0 | 0.0 | 4.0 | | | | 41.0 |
| Yards Lost | 16 | 9 | 0 | 12 | 20 | 44 | 15 | 13 | 37 | 8 | 18 | 34 | 0 | 36 | | | | 262 |
| ADVANCES | | | | | | | | | | | | | | | | | | |
| Rushes | 25 | 25 | 24 | 33 | 18 | 27 | 23 | 26 | 39 | 26 | 38 | 25 | 36 | 42 | | | | 407 |
| Completions | 30 | 28 | 14 | 20 | 24 | 23 | 20 | 17 | 14 | 30 | 20 | 23 | 14 | 23 | | | | 300 |
| Totals | 55 | 53 | 38 | 53 | 42 | 50 | 43 | 43 | 53 | 56 | 58 | 48 | 50 | 65 | | | | 707 |
| Total Drives | 11 | 10 | 12 | 11 | 9 | 14 | 9 | 12 | 15 | 11 | 10 | 10 | 13 | 11 | | | | 158 |
| PENALTIES | | | | | | | | | | | | | | | | | | |
| Number | 8 | 5 | 10 | 3 | 7 | 6 | 5 | 12 | 8 | 12 | 3 | 10 | 11 | 7 | | | | 107 |
| Yards | 81 | 40 | 89 | 25 | 67 | 45 | 30 | 115 | 84 | 75 | 18 | 55 | 102 | 68 | | | | 894 |
| FUMBLES | | | | | | | | | | | | | | | | | | |
| Number | 4 | 2 | 0 | 1 | 0 | 3 | 1 | 1 | 0 | 0 | 0 | 1 | 0 | 5 | | | | 18 |
| Lost | 1 | 0 | 0 | 1 | 0 | 1 | 1 | 1 | 0 | 0 | 0 | 0 | 0 | 3 | | | | 8 |
| PUNTING | | | | | | | | | | | | | | | | | | |
| Yards | 137 | 190 | 241 | 138 | 176 | 364 | 197 | 234 | 464 | 0 | 139 | 203 | 146 | 143 | | | | 2,772 |
| Punts | 4 | 4 | 5 | 3 | 4 | 8 | 4 | 5 | 10 | 1 | 3 | 4 | 3 | 3 | | | | 61 |
| Net Avg. | 22.4 | 37.3 | 45.4 | 41.3 | 44.0 | 36.9 | 42.0 | 41.2 | 37.0 | 0.0 | 45.3 | 42.5 | 46.0 | 34.7 | | | | 38.9 |
| Gross Avg. | 34.3 | 47.5 | 48.2 | 46.0 | 44.0 | 45.5 | 49.3 | 46.8 | 46.4 | 0.0 | 46.3 | 50.8 | 48.7 | 47.7 | | | | 45.4 |
| SCORING | | | | | | | | | | | | | | | | | | |
| Points | 16 | 26 | 24 | 27 | 19 | 20 | 10 | 27 | 16 | 41 | 41 | 19 | 36 | 13 | | | | 335 |
| Q1 | 3 | 3 | 7 | 0 | 3 | 0 | 3 | 0 | 0 | 7 | 10 | 0 | 6 | 10 | | | | 52 |
| Q2 | 7 | 6 | 7 | 17 | 3 | 0 | 0 | 3 | 10 | 10 | 21 | 7 | 17 | 3 | | | | 111 |
| Q3 | 0 | 7 | 10 | 10 | 0 | 14 | 7 | 3 | 6 | 10 | 3 | 3 | 6 | 0 | | | | 79 |
| Q4 | 6 | 10 | 0 | 0 | 13 | 6 | 0 | 21 | 0 | 14 | 7 | 9 | 7 | 0 | | | | 93 |
| OT | 0 | 0 | 0 | 0 | 0 | 0 | 0 | 0 | 0 | 0 | 0 | 0 | 0 | 0 | | | | 0 |
| TD Rushing | 0 | 0 | 0 | 1 | 0 | 1 | 1 | 1 | 2 | 2 | 3 | 1 | 2 | 1 | | | | 15 |
| TD Passing | 1 | 2 | 3 | 2 | 2 | 1 | 0 | 1 | 0 | 3 | 1 | 1 | 2 | 0 | | | | 19 |
| TD KO Returns | 0 | 0 | 0 | 0 | 0 | 0 | 0 | 0 | 0 | 0 | 0 | 0 | 0 | 0 | | | | 0 |
| TD Punt Returns | 0 | 0 | 0 | 0 | 0 | 0 | 0 | 0 | 0 | 0 | 0 | 0 | 0 | 0 | | | | 0 |
| TD Sp. Teams | 0 | 0 | 0 | 0 | 0 | 0 | 0 | 0 | 0 | 0 | 0 | 0 | 0 | 0 | | | | 0 |
| TD Def. Returns | 0 | 0 | 0 | 0 | 0 | 0 | 0 | 0 | 0 | 0 | 1 | 0 | 0 | 0 | | | | 1 |
| FG Attempts | 3 | 4 | 1 | 2 | 2 | 2 | 1 | 3 | 2 | 2 | 2 | 2 | 4 | 2 | | | | 32 |
| FG Made | 3 | 4 | 1 | 2 | 2 | 2 | 1 | 2 | 1 | 2 | 2 | 2 | 3 | 2 | | | | 29 |
| Safety | 0 | 0 | 0 | 0 | 0 | 0 | 0 | 0 | 0 | 0 | 0 | 0 | 0 | 0 | | | | 0 |
| 2-Pt Attempts | 0 | 0 | 0 | 0 | 1 | 0 | 0 | 0 | 0 | 0 | 0 | 1 | 0 | 0 | | | | 2 |
| 2-Pt Made | 0 | 0 | 0 | 0 | 0 | 0 | 0 | 0 | 0 | 0 | 0 | 0 | 0 | 0 | | | | 0 |
| Time of Possession | 33:17 | 34:22 | 24:38 | 34:41 | 26:58 | 29:37 | 28:15 | 25:55 | 33:12 | 31:46 | 35:20 | 36:30 | 30:28 | 39:08 | | | | 444:07 |

| 2021 REGULAR SEASON - DEFENSIVE TAKEAWAYS | | | | | | |
|---|------------------|--|------|-------|----------|--------|
| DATE | OPPONENT | TAKEAWAY | QTR. | SCORE | YD-LINE | RESULT |
| 09/12 | at Buffalo | C. Heyward FR (T. Watt FF) | 2 | 0-3 | PIT-45 | Punt |
| 09/19 | Las Vegas | None | | | | |
| 09/26 | Cincinnati | T. Edmunds INT (J. Burrow) | 1 | 0-0 | PIT-29 | INT |
| 10/03 | at Green Bay | T. Watt FR (C. Wormley FF) | 3 | 10-27 | PIT-35 | Punt |
| 10/10 | Denver | J. Pierre INT (T. Bridgewater: touchback) | 4 | 27-19 | PIT-(+8) | EOG |
| 10/17 | Seattle | D. Bush FR (T. Watt FF) | 5 | 20-20 | SEA-16 | FG |
| 10/31 | at Cleveland | T. Watt FR (J. Schobert FF) | 4 | 15-10 | PIT-20 | Punt |
| 11/08 | Chicago | C. Heyward INT (J. Fields) | 1 | 7-0 | CHI-36 | TD |
| 11/14 | Detroit | None | | | | |
| 11/21 | at L.A. Chargers | C. Sutton INT (J. Herbert) | 4 | 27-34 | LAC-15 | TD |
| 11/28 | at Cincinnati | M. Fitzpatrick INT (J. Burrow) | 2 | 3-24 | PIT-3 | INT |
| 12/05 | Baltimore | M. Fitzpatrick INT (L. Jackson: touchback) | 1 | 0-0 | PIT-(+5) | Punt |
| 12/09 | at Minnesota | A. Witherspoon INT (K. Cousins) | 3 | 7-29 | MIN-46 | TD |
| | | A. Witherspoon INT (K. Cousins) | 4 | 20-36 | PIT-38 | TD |
| 12/19 | Tennessee | M. Fitzpatrick FR (A. Maulet FF) | 2 | 0-10 | TEN-35 | FG |
| | | J. Haden FR (C. Sutton FF) | 3 | 10-13 | TEN-41 | FG |
| | | J. Schobert INT (R. Tannehill) | 4 | 13-13 | PIT-46 | FG |
| | | T. Watt FR (R. Tannehill fumble) | 4 | 16-13 | TEN-35 | FG |
| 12/26 | at Kansas City | -- | -- | -- | -- | -- |
| 01/03 | Cleveland | -- | -- | -- | -- | -- |
| 01/09 | at Baltimore | -- | -- | -- | -- | -- |

| 2021 REGULAR SEASON - OFFENSIVE GIVEAWAYS | | | | | | |
|---|------------------|---|------|-------|---------|-----------|
| DATE | OPPONENT | TAKEAWAY | QTR. | SCORE | YD-LINE | RESULT |
| 09/12 | at Buffalo | None | | | | |
| 09/19 | Las Vegas | B. Roethlisberger INT (T. Mullen Jr.) | 1 | 0-0 | LV-43 | FG |
| 09/26 | Cincinnati | B. Roethlisberger INT (L. Wilson) | 1 | 0-0 | PIT-42 | TD |
| | | B. Roethlisberger INT (L. Wilson) | 3 | 7-17 | PIT-32 | TD |
| 10/03 | at Green Bay | B. Roethlisberger fumble (K. Keke FF; K. Clark FR) | 2 | 7-7 | PIT-23 | TD |
| | | B. Roethlisberger INT (E. Stokes) | 4 | 17-27 | GB-42 | EOG |
| 10/10 | Denver | B. Roethlisberger fumble (M. Reed FF; A. Johnson FR) | 1 | 7-0 | PIT-39 | FG |
| 10/17 | Seattle | B. Roethlisberger fumble (K. Hyder Jr. FR) | 4 | 17-17 | PIT-35 | Punt |
| 10/31 | at Cleveland | None | | | | |
| 11/08 | Chicago | None | | | | |
| 11/14 | Detroit | M. Rudolph INT (J. Okwara) | 1 | 7-0 | DET-39 | Punt |
| | | D. Johnson fumble (M. Gilbert FF; A. Oruware FR) | 5 | 16-16 | DET-45 | Missed FG |
| | | P. Freiermuth fumble (W. Harris FF; T. Flowers FR) | 5 | 16-16 | DET-38 | EOG |
| 11/21 | at L.A. Chargers | None | | | | |
| 11/28 | at Cincinnati | B. Roethlisberger INT (E. Apple) | 1 | 0-7 | CIN-45 | FG |
| | | B. Roethlisberger INT (M. Hilton) | 2 | 3-31 | PIT-24 | TD |
| | | B. Roethlisberger fumble (T. Hendrickson FF; S. Hubbard FR) | 3 | 3-31 | PIT-45 | FG |
| 12/05 | Baltimore | None | | | | |
| 12/09 | at Minnesota | B. Roethlisberger INT (B. Breeland) | 3 | 0-26 | PIT-48 | FG |
| 12/19 | Tennessee | None | | | | |
| 12/26 | at Kansas City | -- | -- | -- | -- | -- |
| 01/03 | Cleveland | -- | -- | -- | -- | -- |
| 01/09 | at Baltimore | -- | -- | -- | -- | -- |

| 2021 REGULAR SEASON - SPECIAL TEAMS/MISC TAKEAWAYS | | | | | | |
|--|----------|------------------------------|------|-------|---------|--------|
| DATE | OPPONENT | TAKEAWAY | QTR. | SCORE | YD-LINE | RESULT |
| 11/08 | Chicago | C. Boswell FR (J. Pierre FF) | 4 | 23-13 | CHI-42 | Punt |

| 2021 REGULAR SEASON - SPECIAL TEAMS/MISC GIVEAWAYS | | | | | | |
|--|----------|--|------|-------|---------|--------|
| DATE | OPPONENT | TAKEAWAY | QTR. | SCORE | YD-LINE | RESULT |
| 11/08 | Chicago | R. McCloud fumble (J. Iyiebunije FF; D. Houston-Carson FR) | 4 | 23-20 | PIT-25 | TD |

| 2021 REGULAR SEASON - TURNOVERS | | |
|---------------------------------|--|--|
| Offense: | 14 Giveaways 43 Points (4 TD, 5 FG) | Ratio +2 (17 takes, 15 gives) |
| Defense: | 16 Takeaways 44 Points (4 TD, 5 FG) | |
| Special Teams: | 1 Giveaway 7 Points (1 TD, 0 FG) 1 Takeaway 0 Points (0 TD, 0 FG) | Points Off Turnovers Ratio -6 (44 scored, 50 allowed) |

| | | FORCED TURNOVERS | | | TURNOVERS CONVERTED | | | | | OUTCOME | |
|-----------|------------------|------------------|------|-------|---------------------|----|------|-----------|---------|-----------|--------|
| DATE | OPPONENT | FUM | INTS | TOTAL | TD | FG | PTS. | PTS. PCT. | TD PCT. | NET DIFF. | RESULT |
| 09/12 | Pittsburgh | 1 | 0 | 1 | 0 | 0 | 0 | 0.0 | 0.0 | +1 | W |
| | at Buffalo | 0 | 0 | 0 | 0 | 0 | 0 | 0.0 | 0.0 | -1 | L |
| 09/19 | Pittsburgh | 0 | 0 | 0 | 0 | 0 | 0 | 0.0 | 0.0 | -1 | L |
| | Las Vegas | 0 | 1 | 1 | 0 | 1 | 3 | 100.0 | 0.0 | +1 | W |
| 09/26 | Pittsburgh | 0 | 1 | 1 | 0 | 0 | 0 | 0.0 | 0.0 | -1 | L |
| | Cincinnati | 0 | 2 | 2 | 2 | 0 | 14 | 100.0 | 100.0 | +1 | W |
| 10/03 | Pittsburgh | 1 | 0 | 1 | 0 | 0 | 0 | 0.0 | 0.0 | -1 | L |
| | at Green Bay | 1 | 1 | 2 | 1 | 0 | 7 | 50.0 | 100.0 | +1 | W |
| 10/10 | Pittsburgh | 0 | 1 | 1 | 0 | 0 | 0 | 0.0 | 0.0 | 0 | W |
| | Denver | 1 | 0 | 1 | 0 | 1 | 3 | 100.0 | 0.0 | 0 | L |
| 10/17 | Pittsburgh | 1 | 0 | 1 | 0 | 1 | 3 | 100.0 | 0.0 | 0 | W |
| | Seattle | 1 | 0 | 1 | 0 | 0 | 0 | 0.0 | 0.0 | 0 | L |
| 10/31 | Pittsburgh | 1 | 0 | 1 | 0 | 0 | 0 | 0.0 | 0.0 | +1 | W |
| | at Cleveland | 0 | 0 | 0 | 0 | 0 | 0 | 0.0 | 0.0 | -1 | L |
| 11/08 | Pittsburgh | 1 | 1 | 2 | 1 | 0 | 7 | 50.0 | 100.0 | +1 | W |
| | Chicago | 1 | 0 | 1 | 1 | 0 | 7 | 100.0 | 100.0 | -1 | L |
| 11/14 | Pittsburgh | 0 | 0 | 0 | 0 | 0 | 0 | 0.0 | 0.0 | -3 | T-16 |
| | Detroit | 2 | 1 | 3 | 0 | 0 | 0 | 0.0 | 0.0 | +3 | T |
| 11/21 | Pittsburgh | 0 | 1 | 1 | 1 | 0 | 7 | 100.0 | 100.0 | +1 | L |
| | at L.A. Chargers | 0 | 0 | 0 | 0 | 0 | 0 | 0.0 | 0.0 | -1 | W |
| 11/28 | Pittsburgh | 0 | 1 | 1 | 0 | 0 | 0 | 0.0 | 0.0 | -2 | L |
| | at Cincinnati | 1 | 2 | 3 | 1 | 2 | 13 | 100.0 | 33.3 | +2 | W |
| 12/05 | Pittsburgh | 0 | 1 | 1 | 0 | 0 | 0 | 0.0 | 0.0 | +1 | W |
| | Baltimore | 0 | 0 | 0 | 0 | 0 | 0 | 0.0 | 0.0 | -1 | L |
| 12/09 | Pittsburgh | 0 | 2 | 2 | 2 | 0 | 15 | 100.0 | 100.0 | +1 | L |
| | at Minnesota | 0 | 1 | 1 | 0 | 1 | 3 | 100.0 | 0.0 | -1 | W |
| 12/19 | Pittsburgh | 3 | 1 | 4 | 0 | 4 | 12 | 100.0 | 0.0 | +4 | W |
| | Tennessee | 0 | 0 | 0 | 0 | 0 | 0 | 0.0 | 0.0 | -4 | L |
| 12/26 | at Kansas City | -- | -- | -- | -- | -- | -- | -- | -- | -- | -- |
| 01/03 | Cleveland | -- | -- | -- | -- | -- | -- | -- | -- | -- | -- |
| 01/09 | at Baltimore | -- | -- | -- | -- | -- | -- | -- | -- | -- | -- |
| STEELERS | | 8 | 9 | 17 | 4 | 5 | 44 | 52.9 | 44.4 | +2 | 7-6 |
| OPPONENTS | | 7 | 8 | 15 | 5 | 5 | 50 | 66.7 | 50.0 | -2 | 6-7 |

| 2021 REGULAR SEASON INDIVIDUAL GAME-BY-GAME STATS | | | | | | | | | | | | | | |
|---|------------------|---------------|-----|-----|------|-----|-----|----|------|-----|------|----|-------|------|
| PASSING: | | CHRIS BOSWELL | | | | | | | | | | | | |
| DATE | OPP. | ATT | CMP | YDS | CMP% | Y/A | Y/C | TD | TD% | INT | INT% | LG | SK/YD | RATE |
| 09/12 | at Buffalo | 0 | 0 | 0 | 0.0% | 0.0 | 0.0 | 0 | 0.0% | 0 | 0.0% | 0 | 0/0 | 0.0 |
| 09/19 | Las Vegas | 0 | 0 | 0 | 0.0% | 0.0 | 0.0 | 0 | 0.0% | 0 | 0.0% | 0 | 0/0 | 0.0 |
| 09/26 | Cincinnati | 0 | 0 | 0 | 0.0% | 0.0 | 0.0 | 0 | 0.0% | 0 | 0.0% | 0 | 0/0 | 0.0 |
| 10/03 | at Green Bay | 0 | 0 | 0 | 0.0% | 0.0 | 0.0 | 0 | 0.0% | 0 | 0.0% | 0 | 0/0 | 0.0 |
| 10/10 | Denver | 0 | 0 | 0 | 0.0% | 0.0 | 0.0 | 0 | 0.0% | 0 | 0.0% | 0 | 0/0 | 0.0 |
| 10/17 | Seattle | 0 | 0 | 0 | 0.0% | 0.0 | 0.0 | 0 | 0.0% | 0 | 0.0% | 0 | 0/0 | 0.0 |
| 10/31 | at Cleveland | 1 | 0 | 0 | 0.0% | 0.0 | 0.0 | 0 | 0.0% | 0 | 0.0% | 0 | 0/0 | 39.6 |
| 11/08 | Chicago | 0 | 0 | 0 | 0.0% | 0.0 | 0.0 | 0 | 0.0% | 0 | 0.0% | 0 | 0/0 | 0.0 |
| 11/14 | Detroit | 0 | 0 | 0 | 0.0% | 0.0 | 0.0 | 0 | 0.0% | 0 | 0.0% | 0 | 0/0 | 0.0 |
| 11/21 | at L.A. Chargers | 0 | 0 | 0 | 0.0% | 0.0 | 0.0 | 0 | 0.0% | 0 | 0.0% | 0 | 0/0 | 0.0 |
| 11/28 | at Cincinnati | 0 | 0 | 0 | 0.0% | 0.0 | 0.0 | 0 | 0.0% | 0 | 0.0% | 0 | 0/0 | 0.0 |
| 12/05 | Baltimore | 0 | 0 | 0 | 0.0% | 0.0 | 0.0 | 0 | 0.0% | 0 | 0.0% | 0 | 0/0 | 0.0 |
| 12/09 | at Minnesota | 0 | 0 | 0 | 0.0% | 0.0 | 0.0 | 0 | 0.0% | 0 | 0.0% | 0 | 0/0 | 0.0 |
| 12/19 | Tennessee | 0 | 0 | 0 | 0.0% | 0.0 | 0.0 | 0 | 0.0% | 0 | 0.0% | 0 | 0/0 | 0.0 |
| 12/26 | at Kansas City | | | | | | | | | | | | | |
| 01/03 | Cleveland | | | | | | | | | | | | | |
| 01/09 | at Baltimore | | | | | | | | | | | | | |
| TOTALS | | 1 | 0 | 0 | 0.0% | 0.0 | 0.0 | 0 | 0.0% | 0 | 0.0% | 0 | 0/0 | 39.6 |

| PASSING: | | JOSHUA DOBBS | | | | | | | | | | | | |
|----------|------------------|--------------|-----|-----|------|-----|-----|----|------|-----|------|----|-------|------|
| DATE | OPP. | ATT | CMP | YDS | CMP% | Y/A | Y/C | TD | TD% | INT | INT% | LG | SK/YD | RATE |
| 09/12 | at Buffalo | | | | | | | | | | | | | |
| 09/19 | Las Vegas | | | | | | | | | | | | | |
| 09/26 | Cincinnati | | | | | | | | | | | | | |
| 10/03 | at Green Bay | | | | | | | | | | | | | |
| 10/10 | Denver | | | | | | | | | | | | | |
| 10/17 | Seattle | | | | | | | | | | | | | |
| 10/31 | at Cleveland | | | | | | | | | | | | | |
| 11/08 | Chicago | | | | | | | | | | | | | |
| 11/14 | Detroit | | | | | | | | | | | | | |
| 11/21 | at L.A. Chargers | | | | | | | | | | | | | |
| 11/28 | at Cincinnati | | | | | | | | | | | | | |
| 12/05 | Baltimore | | | | | | | | | | | | | |
| 12/09 | at Minnesota | | | | | | | | | | | | | |
| 12/19 | Tennessee | | | | | | | | | | | | | |
| 12/26 | at Kansas City | | | | | | | | | | | | | |
| 01/03 | Cleveland | | | | | | | | | | | | | |
| 01/09 | at Baltimore | | | | | | | | | | | | | |
| TOTALS | | 0 | 0 | 0 | 0.0% | 0.0 | 0.0 | 0 | 0.0% | 0 | 0.0% | -- | 0/0 | 0.0 |

| PASSING: | | DWAYNE HASKINS | | | | | | | | | | | | |
|----------|------------------|----------------|-----|-----|------|-----|-----|----|------|-----|------|----|-------|------|
| DATE | OPP. | ATT | CMP | YDS | CMP% | Y/A | Y/C | TD | TD% | INT | INT% | LG | SK/YD | RATE |
| 09/12 | at Buffalo | | | | | | | | | | | | | |
| 09/19 | Las Vegas | | | | | | | | | | | | | |
| 09/26 | Cincinnati | | | | | | | | | | | | | |
| 10/03 | at Green Bay | | | | | | | | | | | | | |
| 10/10 | Denver | | | | | | | | | | | | | |
| 10/17 | Seattle | | | | | | | | | | | | | |
| 10/31 | at Cleveland | | | | | | | | | | | | | |
| 11/08 | Chicago | | | | | | | | | | | | | |
| 11/14 | Detroit | | | | | | | | | | | | | |
| 11/21 | at L.A. Chargers | | | | | | | | | | | | | |
| 11/28 | at Cincinnati | | | | | | | | | | | | | |
| 12/05 | Baltimore | | | | | | | | | | | | | |
| 12/09 | at Minnesota | | | | | | | | | | | | | |
| 12/19 | Tennessee | | | | | | | | | | | | | |
| 12/26 | at Kansas City | | | | | | | | | | | | | |
| 01/03 | Cleveland | | | | | | | | | | | | | |
| 01/09 | at Baltimore | | | | | | | | | | | | | |
| TOTALS | | 0 | 0 | 0 | 0.0% | 0.0 | 0.0 | 0 | 0.0% | 0 | 0.0% | -- | 0/0 | 0.0 |

| PASSING: | | JAMES MORGAN | | | | | | | | | | | | |
|----------|------------------|--------------|-----|-----|------|-----|-----|----|------|-----|------|----|-------|------|
| DATE | OPP. | ATT | CMP | YDS | CMP% | Y/A | Y/C | TD | TD% | INT | INT% | LG | SK/YD | RATE |
| 09/12 | at Buffalo | | | | | | | | | | | | | |
| 09/19 | Las Vegas | | | | | | | | | | | | | |
| 09/26 | Cincinnati | | | | | | | | | | | | | |
| 10/03 | at Green Bay | | | | | | | | | | | | | |
| 10/10 | Denver | | | | | | | | | | | | | |
| 10/17 | Seattle | | | | | | | | | | | | | |
| 10/31 | at Cleveland | | | | | | | | | | | | | |
| 11/08 | Chicago | | | | | | | | | | | | | |
| 11/14 | Detroit | | | | | | | | | | | | | |
| 11/21 | at L.A. Chargers | | | | | | | | | | | | | |
| 11/28 | at Cincinnati | | | | | | | | | | | | | |
| 12/05 | Baltimore | | | | | | | | | | | | | |
| 12/09 | at Minnesota | | | | | | | | | | | | | |
| 12/19 | Tennessee | | | | | | | | | | | | | |
| 12/26 | at Kansas City | | | | | | | | | | | | | |
| 01/03 | Cleveland | | | | | | | | | | | | | |
| 01/09 | at Baltimore | | | | | | | | | | | | | |
| TOTALS | | 0 | 0 | 0 | 0.0% | 0.0 | 0.0 | 0 | 0.0% | 0 | 0.0% | -- | 0/0 | 0.0 |

| PASSING: | | BEN ROETHLISBERGER | | | | | | | | | | | | |
|----------|------------------|--------------------|-----|-------|-------|------|------|----|------|-----|------|-----|--------|-------|
| DATE | OPP. | ATT | CMP | YDS | CMP% | Y/A | Y/C | TD | TD% | INT | INT% | LG | SK/YD | RATE |
| 09/12 | at Buffalo | 32 | 18 | 188 | 56.3% | 5.9 | 10.4 | 1 | 3.1% | 0 | 0.0% | 24 | 2/11 | 83.9 |
| 09/19 | Las Vegas | 40 | 27 | 295 | 67.5% | 7.4 | 10.9 | 1 | 2.5% | 1 | 2.5% | 52 | 2/3 | 87.0 |
| 09/26 | Cincinnati | 58 | 38 | 318 | 65.5% | 5.5 | 8.4 | 1 | 1.7% | 2 | 3.4% | 29 | 4/21 | 70.9 |
| 10/03 | at Green Bay | 40 | 26 | 232 | 65.0% | 5.8 | 8.9 | 1 | 2.5% | 1 | 2.5% | 45t | 2/12 | 78.3 |
| 10/10 | Denver | 25 | 15 | 253 | 60.0% | 10.1 | 16.9 | 2 | 8.0% | 0 | 0.0% | 59 | 1/9 | 120.9 |
| 10/17 | Seattle | 40 | 29 | 229 | 72.5% | 5.7 | 7.9 | 1 | 2.5% | 0 | 0.0% | 23 | 1/3 | 94.7 |
| 10/31 | at Cleveland | 34 | 22 | 266 | 64.7% | 7.8 | 12.1 | 1 | 2.9% | 0 | 0.0% | 50 | 2/11 | 98.4 |
| 11/08 | Chicago | 30 | 21 | 205 | 70.0% | 6.8 | 9.8 | 2 | 6.7% | 0 | 0.0% | 42 | 4/30 | 111.1 |
| 11/14 | Detroit | RESERVE/COVID-19 | | | | | | | | | | | | |
| 11/21 | at L.A. Chargers | 44 | 28 | 273 | 63.6% | 6.2 | 9.8 | 3 | 6.8% | 0 | 0.0% | 37 | 3/28 | 103.7 |
| 11/28 | at Cincinnati | 41 | 24 | 263 | 58.5% | 6.4 | 11.0 | 1 | 2.4% | 2 | 4.9% | 41 | 3/13 | 65.4 |
| 12/05 | Baltimore | 31 | 21 | 236 | 67.7% | 7.6 | 11.2 | 2 | 6.5% | 0 | 0.0% | 40 | 1/0 | 111.8 |
| 12/09 | at Minnesota | 40 | 28 | 308 | 70.0% | 7.7 | 11.0 | 3 | 7.5% | 1 | 2.5% | 38 | 5/39 | 107.1 |
| 12/19 | Tennessee | 25 | 16 | 148 | 64.0% | 5.9 | 9.3 | 0 | 0.0% | 0 | 0.0% | 19 | 3/15 | 80.1 |
| 12/26 | at Kansas City | | | | | | | | | | | | | |
| 01/03 | Cleveland | | | | | | | | | | | | | |
| 01/09 | at Baltimore | | | | | | | | | | | | | |
| TOTALS | | 480 | 313 | 3,214 | 65.2% | 6.7 | 10.3 | 19 | 4.0% | 7 | 1.5% | 59 | 33/195 | 91.4 |

| PASSING: | | MASON RUDOLPH | | | | | | | | | | | | |
|----------|------------------|---------------------------|-----|-----|-------|-----|-----|----|------|-----|------|----|-------|------|
| DATE | OPP. | ATT | CMP | YDS | CMP% | Y/A | Y/C | TD | TD% | INT | INT% | LG | SK/YD | RATE |
| 09/12 | at Buffalo | DID NOT PLAY (NON-INJURY) | | | | | | | | | | | | |
| 09/19 | Las Vegas | DID NOT PLAY (NON-INJURY) | | | | | | | | | | | | |
| 09/26 | Cincinnati | DID NOT PLAY (NON-INJURY) | | | | | | | | | | | | |
| 10/03 | at Green Bay | DID NOT PLAY (NON-INJURY) | | | | | | | | | | | | |
| 10/10 | Denver | DID NOT PLAY (NON-INJURY) | | | | | | | | | | | | |
| 10/17 | Seattle | DID NOT PLAY (NON-INJURY) | | | | | | | | | | | | |
| 10/31 | at Cleveland | DID NOT PLAY (NON-INJURY) | | | | | | | | | | | | |
| 11/08 | Chicago | DID NOT PLAY (NON-INJURY) | | | | | | | | | | | | |
| 11/14 | Detroit | 50 | 30 | 242 | 60.0% | 4.8 | 8.1 | 1 | 2.0% | 1 | 2.0% | 36 | 0/0 | 70.6 |
| 11/21 | at L.A. Chargers | DID NOT PLAY (NON-INJURY) | | | | | | | | | | | | |
| 11/28 | at Cincinnati | DID NOT PLAY (NON-INJURY) | | | | | | | | | | | | |
| 12/05 | Baltimore | DID NOT PLAY (NON-INJURY) | | | | | | | | | | | | |
| 12/09 | at Minnesota | DID NOT PLAY (NON-INJURY) | | | | | | | | | | | | |
| 12/19 | Tennessee | DID NOT PLAY (NON-INJURY) | | | | | | | | | | | | |
| 12/26 | at Kansas City | | | | | | | | | | | | | |
| 01/03 | Cleveland | | | | | | | | | | | | | |
| 01/09 | at Baltimore | | | | | | | | | | | | | |
| TOTALS | | 50 | 30 | 242 | 60.0% | 4.8 | 8.1 | 1 | 2.0% | 1 | 2.0% | 36 | 0/0 | 70.6 |

| 2021 REGULAR SEASON INDIVIDUAL GAME-BY-GAME STATS | | | | | | | | | | | | | | | | |
|---|------------------|---------------|-----|------|----|----|------------------|-----|------|----|----|------------------|-----|-----|----|----|
| RUSHING: | | KALEN BALLAGE | | | | | CHASE CLAYPOOL | | | | | ERIC EBFRON | | | | |
| DATE | OPP. | NO. | YDS | AVG | LG | TD | NO. | YDS | AVG | LG | TD | NO. | YDS | AVG | LG | TD |
| 09/12 | at Buffalo | 0 | 0 | 0.0 | -- | 0 | 1 | 25 | 25.0 | 25 | 0 | 0 | 0 | 0.0 | -- | 0 |
| 09/19 | Las Vegas | 0 | 0 | 0.0 | -- | 0 | 1 | -3 | -3.0 | -3 | 0 | 0 | 0 | 0.0 | -- | 0 |
| 09/26 | Cincinnati | 0 | 0 | 0.0 | -- | 0 | 0 | 0 | 0.0 | -- | 0 | 0 | 0 | 0.0 | -- | 0 |
| 10/03 | at Green Bay | 0 | 0 | 0.0 | -- | 0 | ON INACTIVE LIST | | | | | 0 | 0 | 0.0 | -- | 0 |
| 10/10 | Denver | 4 | 0 | 0.0 | 3 | 0 | 0 | 0 | 0.0 | -- | 0 | 0 | 0 | 0.0 | -- | 0 |
| 10/17 | Seattle | 2 | 15 | 7.5 | 11 | 0 | 0 | 0 | 0.0 | -- | 0 | 1 | 1 | 1.0 | 1t | 1 |
| 10/31 | at Cleveland | 1 | -3 | -3.0 | -3 | 0 | 2 | 16 | 8.0 | 16 | 0 | ON INACTIVE LIST | | | | |
| 11/08 | Chicago | 0 | 0 | 0.0 | -- | 0 | 2 | 13 | 6.5 | 11 | 0 | ON INACTIVE LIST | | | | |
| 11/14 | Detroit | 0 | 0 | 0.0 | -- | 0 | ON INACTIVE LIST | | | | | 0 | 0 | 0.0 | -- | 0 |
| 11/21 | at L.A. Chargers | 1 | 3 | 3.0 | 3 | 0 | 2 | 1 | 0.5 | 3 | 0 | 0 | 0 | 0.0 | -- | 0 |
| 11/28 | at Cincinnati | 3 | 21 | 7.0 | 13 | 0 | 0 | 0 | 0.0 | -- | 0 | INJURED RESERVE | | | | |
| 12/05 | Baltimore | 0 | 0 | 0.0 | -- | 0 | 1 | 2 | 2.0 | 2 | 0 | INJURED RESERVE | | | | |
| 12/09 | at Minnesota | 0 | 0 | 0.0 | -- | 0 | 1 | 2 | 2.0 | 2 | 0 | INJURED RESERVE | | | | |
| 12/19 | Tennessee | 0 | 0 | 0.0 | -- | 0 | 1 | 7 | 7.0 | 7 | 0 | INJURED RESERVE | | | | |
| 12/26 | at Kansas City | | | | | | | | | | | | | | | |
| 01/03 | Cleveland | | | | | | | | | | | | | | | |
| 01/09 | at Baltimore | | | | | | | | | | | | | | | |
| TOTALS | | 11 | 36 | 3.3 | 13 | 0 | 11 | 63 | 5.7 | 25 | 0 | 1 | 1 | 1.0 | 1T | 1 |

| RUSHING: | | NAJEE HARRIS | | | | | DIONTAE JOHNSON | | | | | RAY RAY MCCLLOUD | | | | |
|----------|------------------|--------------|-----|-----|----|----|------------------|-----|------|----|----|------------------|-----|------|----|----|
| DATE | OPP | NO. | YDS | AVG | LG | TD | NO. | YDS | AVG | LG | TD | NO. | YDS | AVG | LG | TD |
| 09/12 | at Buffalo | 16 | 45 | 2.8 | 18 | 0 | 0 | 0 | 0.0 | -- | 0 | 0 | 0 | 0.0 | -- | 0 |
| 09/19 | Las Vegas | 10 | 38 | 3.8 | 14 | 0 | 0 | 0 | 0.0 | -- | 0 | 0 | 0 | 0.0 | -- | 0 |
| 09/26 | Cincinnati | 14 | 40 | 2.9 | 20 | 0 | ON INACTIVE LIST | | | | | 0 | 0 | 0.0 | -- | 0 |
| 10/03 | at Green Bay | 15 | 62 | 4.1 | 11 | 1 | 0 | 0 | 0.0 | -- | 0 | 0 | 0 | 0.0 | -- | 0 |
| 10/10 | Denver | 23 | 122 | 5.3 | 20 | 1 | 0 | 0 | 0.0 | -- | 0 | 0 | 0 | 0.0 | -- | 0 |
| 10/17 | Seattle | 24 | 81 | 3.4 | 10 | 0 | 1 | 25 | 25.0 | 25 | 0 | 0 | 0 | 0.0 | -- | 0 |
| 10/31 | at Cleveland | 26 | 91 | 3.5 | 11 | 1 | 0 | 0 | 0.0 | -- | 0 | 1 | 10 | 10.0 | 10 | 0 |
| 11/08 | Chicago | 22 | 62 | 2.8 | 13 | 1 | 2 | 11 | 5.5 | 11 | 0 | 0 | 0 | 0.0 | -- | 0 |
| 11/14 | Detroit | 26 | 105 | 4.0 | 12 | 0 | 0 | 0 | 0.0 | -- | 0 | 0 | 0 | 0.0 | -- | 0 |
| 11/21 | at L.A. Chargers | 12 | 39 | 3.3 | 12 | 1 | 0 | 0 | 0.0 | -- | 0 | 1 | 5 | 5.0 | 5 | 0 |
| 11/28 | at Cincinnati | 8 | 23 | 2.9 | 5 | 0 | 0 | 0 | 0.0 | -- | 0 | RESERVE/COVID-19 | | | | |
| 12/05 | Baltimore | 21 | 71 | 3.4 | 13 | 0 | 0 | 0 | 0.0 | -- | 0 | 0 | 0 | 0.0 | -- | 0 |
| 12/09 | at Minnesota | 20 | 94 | 4.7 | 23 | 1 | 1 | 7 | 7.0 | 7 | 0 | 0 | 0 | 0.0 | -- | 0 |
| 12/19 | Tennessee | 12 | 18 | 1.5 | 7 | 0 | 1 | 10 | 10.0 | 10 | 0 | 0 | 0 | 0.0 | -- | 0 |
| 12/26 | at Kansas City | | | | | | | | | | | | | | | |
| 01/03 | Cleveland | | | | | | | | | | | | | | | |
| 01/09 | at Baltimore | | | | | | | | | | | | | | | |
| TOTALS | | 249 | 891 | 3.6 | 23 | 6 | 5 | 53 | 10.6 | 25 | 0 | 2 | 15 | 7.5 | 10 | 0 |

| RUSHING: | | ANTHONY MCFARLAND JR. | | | | | BEN ROETHLISBERGER | | | | | MASON RUDOLPH | | | | |
|----------|------------------|---|-----|-----|----|----|--------------------|-----|------|----|----|---------------------------|-----|-----|----|----|
| DATE | OPP | NO. | YDS | AVG | LG | TD | NO. | YDS | AVG | LG | TD | NO. | YDS | AVG | LG | TD |
| 09/12 | at Buffalo | INJURED RESERVE | | | | | 4 | 5 | 1.3 | 8 | 0 | DID NOT PLAY (NON-INJURY) | | | | |
| 09/19 | Las Vegas | INJURED RESERVE | | | | | 0 | 0 | 0.0 | -- | 0 | DID NOT PLAY (NON-INJURY) | | | | |
| 09/26 | Cincinnati | INJURED RESERVE | | | | | 1 | 5 | 5.0 | 5 | 0 | DID NOT PLAY (NON-INJURY) | | | | |
| 10/03 | at Green Bay | INJURED RESERVE | | | | | 0 | 0 | 0.0 | -- | 0 | DID NOT PLAY (NON-INJURY) | | | | |
| 10/10 | Denver | INJURED RESERVE | | | | | 1 | -1 | -1.0 | -1 | 0 | DID NOT PLAY (NON-INJURY) | | | | |
| 10/17 | Seattle | INJURED RESERVE - DESIGNATED FOR RETURN | | | | | 2 | -3 | -1.5 | -- | 0 | DID NOT PLAY (NON-INJURY) | | | | |
| 10/31 | at Cleveland | 1 | 1 | 1.0 | 1 | 0 | 1 | 0 | 0.0 | -- | 0 | DID NOT PLAY (NON-INJURY) | | | | |
| 11/08 | Chicago | ON INACTIVE LIST | | | | | 2 | 0 | 0.0 | 1 | 0 | DID NOT PLAY (NON-INJURY) | | | | |
| 11/14 | Detroit | ON INACTIVE LIST | | | | | RESERVE/COVID-19 | | | | | 4 | 36 | 9.0 | 26 | 0 |
| 11/21 | at L.A. Chargers | ON INACTIVE LIST | | | | | 0 | 0 | 0.0 | -- | 0 | DID NOT PLAY (NON-INJURY) | | | | |
| 11/28 | at Cincinnati | 2 | 2 | 1.0 | 3 | 0 | 0 | 0 | 0.0 | -- | 0 | DID NOT PLAY (NON-INJURY) | | | | |
| 12/05 | Baltimore | ON INACTIVE LIST | | | | | 1 | -1 | -1.0 | -1 | 0 | DID NOT PLAY (NON-INJURY) | | | | |
| 12/09 | at Minnesota | INACTIVE | | | | | 1 | 5 | 5.0 | 5 | 0 | DID NOT PLAY (NON-INJURY) | | | | |
| 12/19 | Tennessee | ON INACTIVE LIST | | | | | 3 | 0 | 0.0 | 1t | 1 | DID NOT PLAY (NON-INJURY) | | | | |
| 12/26 | at Kansas City | | | | | | | | | | | | | | | |
| 01/03 | Cleveland | | | | | | | | | | | | | | | |
| 01/09 | at Baltimore | | | | | | | | | | | | | | | |
| TOTALS | | 3 | 3 | 1.0 | 3 | 0 | 16 | 10 | 0.6 | 8 | 1 | 4 | 36 | 9.0 | 26 | 0 |

| RUSHING: | | JUJU SMITH-SCHUSTER | | | | | BENNY SNELL JR. | | | | | JAMES WASHINGTON | | | | |
|----------|------------------|---------------------|-----|-----|----|----|-----------------|-----|------|----|----|------------------|-----|-----|----|----|
| DATE | OPP | NO. | YDS | AVG | LG | TD | NO. | YDS | AVG | LG | TD | NO. | YDS | AVG | LG | TD |
| 09/12 | at Buffalo | 0 | 0 | 0.0 | -- | 0 | 0 | 0 | 0.0 | -- | 0 | 0 | 0 | 0.0 | -- | 0 |
| 09/19 | Las Vegas | 1 | 3 | 3.0 | 3t | 1 | 2 | 1 | 0.5 | 1 | 0 | 0 | 0 | 0.0 | -- | 0 |
| 09/26 | Cincinnati | 0 | 0 | 0.0 | -- | 0 | 0 | 0 | 0.0 | -- | 0 | 0 | 0 | 0.0 | -- | 0 |
| 10/03 | at Green Bay | 0 | 0 | 0.0 | -- | 0 | 1 | 0 | 0.0 | -- | 0 | 0 | 0 | 0.0 | -- | 0 |
| 10/10 | Denver | 2 | 6 | 3.0 | 3 | 0 | 5 | 20 | 4.0 | 9 | 0 | ON INACTIVE LIST | | | | |
| 10/17 | Seattle | INJURED RESERVE | | | | | 0 | 0 | 0.0 | -- | 0 | 0 | 0 | 0.0 | -- | 0 |
| 10/31 | at Cleveland | INJURED RESERVE | | | | | 0 | 0 | 0.0 | -- | 0 | 0 | 0 | 0.0 | -- | 0 |
| 11/08 | Chicago | INJURED RESERVE | | | | | 2 | 6 | 3.0 | 5 | 0 | 2 | 13 | 6.5 | 12 | 0 |
| 11/14 | Detroit | INJURED RESERVE | | | | | 1 | 4 | 4.0 | 4 | 0 | 0 | 0 | 0.0 | -- | 0 |
| 11/21 | at L.A. Chargers | INJURED RESERVE | | | | | 2 | 7 | 3.5 | 4 | 0 | 0 | 0 | 0.0 | -- | 0 |
| 11/28 | at Cincinnati | INJURED RESERVE | | | | | 2 | 5 | 2.5 | 4 | 0 | 0 | 0 | 0.0 | -- | 0 |
| 12/05 | Baltimore | INJURED RESERVE | | | | | 2 | 13 | 6.5 | 8 | 0 | 0 | 0 | 0.0 | -- | 0 |
| 12/09 | at Minnesota | INJURED RESERVE | | | | | 1 | -2 | -2.0 | -2 | 0 | 0 | 0 | 0.0 | -- | 0 |
| 12/19 | Tennessee | INJURED RESERVE | | | | | 0 | 0 | 0.0 | -- | 0 | 0 | 0 | 0.0 | -- | 0 |
| 12/26 | at Kansas City | | | | | | | | | | | | | | | |
| 01/03 | Cleveland | | | | | | | | | | | | | | | |
| 01/09 | at Baltimore | | | | | | | | | | | | | | | |
| TOTALS | | 3 | 9 | 3.0 | 3T | 1 | 18 | 54 | 3.0 | 9 | 0 | 2 | 13 | 6.5 | 12 | 0 |

| 2021 REGULAR SEASON INDIVIDUAL GAME-BY-GAME STATS | | | | | | | | | | | | | | | | | | | |
|---|------------------|---------------|-----|-----|----|----|--|------------------|-----|------|----|----|--|------------------|-----|------|----|----|--|
| RECEIVING: | | KALEN BALLAGE | | | | | | CHASE CLAYPOOL | | | | | | ERIC EBRON | | | | | |
| DATE | OPP | NO. | YDS | AVG | LG | TD | | NO. | YDS | AVG | LG | TD | | NO. | YDS | AVG | LG | TD | |
| 09/12 | at Buffalo | 0 | 0 | 0.0 | -- | 0 | | 3 | 45 | 15.0 | 22 | 0 | | 1 | 19 | 19.0 | 19 | 0 | |
| 09/19 | Las Vegas | 0 | 0 | 0.0 | -- | 0 | | 3 | 70 | 23.3 | 52 | 0 | | 0 | 0 | 0.0 | -- | 0 | |
| 09/26 | Cincinnati | 0 | 0 | 0.0 | -- | 0 | | 9 | 96 | 10.7 | 29 | 0 | | 0 | 0 | 0.0 | -- | 0 | |
| 10/03 | at Green Bay | 0 | 0 | 0.0 | -- | 0 | | ON INACTIVE LIST | | | | | | 2 | 8 | 4.0 | 4 | 0 | |
| 10/10 | Denver | 0 | 0 | 0.0 | -- | 0 | | 5 | 130 | 26.0 | 59 | 1 | | 2 | 10 | 5.0 | 5 | 0 | |
| 10/17 | Seattle | 0 | 0 | 0.0 | -- | 0 | | 2 | 17 | 8.5 | 12 | 0 | | 2 | 10 | 5.0 | 6 | 0 | |
| 10/31 | at Cleveland | 0 | 0 | 0.0 | -- | 0 | | 4 | 45 | 11.3 | 16 | 0 | | ON INACTIVE LIST | | | | | |
| 11/08 | Chicago | 1 | 2 | 2.0 | 2 | 0 | | 3 | 30 | 10.0 | 26 | 0 | | ON INACTIVE LIST | | | | | |
| 11/14 | Detroit | 0 | 0 | 0.0 | -- | 0 | | ON INACTIVE LIST | | | | | | 2 | 13 | 6.5 | 9 | 0 | |
| 11/21 | at L.A. Chargers | 0 | 0 | 0.0 | -- | 0 | | 5 | 93 | 18.6 | 37 | 0 | | 3 | 24 | 8.0 | 18 | 1 | |
| 11/28 | at Cincinnati | 1 | 6 | 6.0 | 6 | 0 | | 3 | 82 | 27.3 | 41 | 0 | | INJURED RESERVE | | | | | |
| 12/05 | Baltimore | 0 | 0 | 0.0 | -- | 0 | | 2 | 52 | 26.0 | 40 | 0 | | INJURED RESERVE | | | | | |
| 12/09 | at Minnesota | 0 | 0 | 0.0 | -- | 0 | | 8 | 93 | 11.6 | 38 | 0 | | INJURED RESERVE | | | | | |
| 12/19 | Tennessee | 0 | 0 | 0.0 | -- | 0 | | 0 | 12 | 0.0 | 12 | 0 | | INJURED RESERVE | | | | | |
| 12/26 | at Kansas City | | | | | | | | | | | | | | | | | | |
| 01/03 | Cleveland | | | | | | | | | | | | | | | | | | |
| 01/09 | at Baltimore | | | | | | | | | | | | | | | | | | |
| TOTALS | | 2 | 8 | 4.0 | 6 | 0 | | 47 | 765 | 16.3 | 59 | 1 | | 12 | 84 | 7.0 | 19 | 1 | |

| RECEIVING: | | PAT FREIERMUTH | | | | | | ZACH GENTRY | | | | | | NA-JEE HARRIS | | | | | |
|------------|------------------|----------------|-----|------|-----|----|---|-------------|------|------|----|----|----|---------------|-----|------|-----|----|--|
| DATE | OPP. | NO. | YDS | AVG | LG | TD | | NO. | YDS | AVG | LG | TD | | NO. | YDS | AVG | LG | TD | |
| 09/12 | at Buffalo | 1 | 24 | 24.0 | 24 | 0 | | 1 | -2 | -2.0 | -2 | 0 | | 1 | 4 | 4.0 | 4 | 0 | |
| 09/19 | Las Vegas | 4 | 36 | 9.0 | 14 | 0 | | 0 | 0 | 0.0 | -- | 0 | | 5 | 43 | 8.6 | 25t | 1 | |
| 09/26 | Cincinnati | 3 | 22 | 7.3 | 15 | 1 | | 0 | 0 | 0.0 | -- | 0 | | 14 | 102 | 7.3 | 21 | 0 | |
| 10/03 | at Green Bay | 1 | 11 | 11.0 | 11 | 0 | | 1 | 10 | 10.0 | 10 | 0 | | 6 | 29 | 4.8 | 9 | 0 | |
| 10/10 | Denver | 2 | 7 | 3.5 | 4 | 0 | | 1 | 13 | 13.0 | 13 | 0 | | 2 | 20 | 10.0 | 14 | 0 | |
| 10/17 | Seattle | 7 | 58 | 8.3 | 12 | 0 | | 0 | 0 | 0.0 | -- | 0 | | 6 | 46 | 7.7 | 12 | 1 | |
| 10/31 | at Cleveland | 4 | 44 | 11.0 | 22 | 1 | | 3 | 39 | 13.0 | 24 | 0 | | 3 | 29 | 9.7 | 20 | 0 | |
| 11/08 | Chicago | 5 | 43 | 8.6 | 13 | 2 | 0 | 0 | 0 | 0.0 | -- | 0 | 3 | 16 | 5.3 | 9 | 0 | | |
| 11/14 | Detroit | 5 | 31 | 6.2 | 10 | 0 | 0 | 0 | 0 | 0.0 | -- | 0 | 4 | 28 | 7.0 | 10 | 0 | | |
| 11/21 | at L.A. Chargers | 4 | 11 | 2.8 | 5t | 1 | 0 | 0 | 0 | 0.0 | -- | 0 | 5 | 20 | 4.0 | 7 | 0 | | |
| 11/28 | at Cincinnati | 4 | 40 | 10.0 | 15t | 1 | 1 | 10 | 10.0 | 10 | 0 | 3 | 14 | 4.7 | 12 | 0 | 0 | | |
| 12/05 | Baltimore | 3 | 26 | 8.7 | 17 | 0 | 2 | 10 | 5.0 | 5 | 0 | 5 | 36 | 7.2 | 18 | 0 | 0 | | |
| 12/09 | at Minnesota | 2 | 32 | 16.0 | 17 | 1 | 0 | 0 | 0.0 | -- | 0 | 3 | 10 | 3.3 | 6 | 1 | 0 | | |
| 12/19 | Tennessee | 4 | 37 | 9.3 | 14 | 0 | 1 | 17 | 17.0 | 17 | 0 | 2 | 8 | 4.0 | 5 | 0 | 0 | | |
| 12/26 | at Kansas City | | | | | | | | | | | | | | | | | | |
| 01/03 | Cleveland | | | | | | | | | | | | | | | | | | |
| 01/09 | at Baltimore | | | | | | | | | | | | | | | | | | |
| TOTALS | | 49 | 422 | 8.6 | 24 | 7 | | 10 | 97 | 9.7 | 24 | 0 | | 62 | 405 | 6.5 | 25T | 3 | |

| RECEIVING: | | DIONTAE JOHNSON | | | | | | RAY-RAY MCCLLOUD | | | | | | ANTHONY MCFARLAND JR. | | | | | |
|------------|------------------|------------------|-------|------|-----|----|--|------------------|-----|------|----|----|--|-----------------------|-----|------|----|----|--|
| DATE | OPP. | NO. | YDS | AVG | LG | TD | | NO. | YDS | AVG | LG | TD | | NO. | YDS | AVG | LG | TD | |
| 09/12 | at Buffalo | 5 | 36 | 7.2 | 14 | 1 | | 0 | 0 | 0.0 | -- | 0 | | | | | | | |
| 09/19 | Las Vegas | 9 | 105 | 11.7 | 41 | 0 | | 0 | 0 | 0.0 | -- | 0 | | | | | | | |
| 09/26 | Cincinnati | ON INACTIVE LIST | | | | | | 3 | 33 | 11.0 | 24 | 0 | | | | | | | |
| 10/03 | at Green Bay | 9 | 92 | 10.2 | 45t | 1 | | 1 | 2 | 2.0 | 2 | 0 | | | | | | | |
| 10/10 | Denver | 2 | 72 | 36.0 | 50t | 1 | | 1 | 1 | 1.0 | 1 | 0 | | | | | | | |
| 10/17 | Seattle | 9 | 71 | 7.9 | 23 | 0 | | 2 | 18 | 9.0 | 15 | 0 | | | | | | | |
| 10/31 | at Cleveland | 6 | 98 | 16.3 | 50 | 0 | | 0 | 0 | 0.0 | -- | 0 | | 0 | 0 | 0.0 | -- | 0 | |
| 11/08 | Chicago | 5 | 56 | 11.2 | 22 | 0 | | 1 | 12 | 12.0 | 12 | 0 | | | | | | | |
| 11/14 | Detroit | 7 | 83 | 11.9 | 36 | 0 | | 9 | 63 | 7.0 | 17 | 0 | | | | | | | |
| 11/21 | at L.A. Chargers | 7 | 101 | 14.4 | 32 | 1 | | 2 | 12 | 6.0 | 8 | 0 | | | | | | | |
| 11/28 | at Cincinnati | 9 | 95 | 10.6 | 16 | 0 | | RESERVE/COVID-19 | | | | | | 1 | 11 | 11.0 | 11 | 0 | |
| 12/05 | Baltimore | 8 | 105 | 13.1 | 29t | 2 | | 1 | 7 | 7.0 | 7 | 0 | | | | | | | |
| 12/09 | at Minnesota | 5 | 76 | 15.2 | 37 | 0 | | 6 | 32 | 5.3 | 10 | 0 | | | | | | | |
| 12/19 | Tennessee | 5 | 38 | 7.6 | 16 | 0 | | 1 | 0 | 0.0 | -- | 0 | | | | | | | |
| 12/26 | at Kansas City | | | | | | | | | | | | | | | | | | |
| 01/03 | Cleveland | | | | | | | | | | | | | | | | | | |
| 01/09 | at Baltimore | | | | | | | | | | | | | | | | | | |
| TOTALS | | 86 | 1,028 | 12.0 | 50T | 6 | | 27 | 180 | 6.7 | 24 | 0 | | 1 | 11 | 11.0 | 11 | 0 | |

| | | JUJU SMITH-SCHUSTER | | | | | | | | RECEIVING: | | | | BENNY SNELL JR. | | | | | | | | JAMES WASHINGTON | | | | | | | |
|--------|------------------|---------------------|-----|------|----|----|--|--|--|------------|-----|-----|----|-----------------|--|--|--|------------------|-----|------|-----|------------------|--|--|--|--|--|--|--|
| DATE | OPP. | NO. | YDS | AVG | LG | TD | | | | NO. | YDS | AVG | LG | TD | | | | NO. | YDS | AVG | LG | TD | | | | | | | |
| 09/12 | at Buffalo | 4 | 52 | 13.0 | 24 | 0 | | | | 0 | 0 | 0.0 | -- | 0 | | | | 2 | 10 | 5.0 | 9 | 0 | | | | | | | |
| 09/19 | Las Vegas | 6 | 41 | 6.8 | 17 | 0 | | | | 0 | 0 | 0.0 | -- | 0 | | | | 0 | 0 | 0.0 | -- | 0 | | | | | | | |
| 09/26 | Cincinnati | 3 | 25 | 8.3 | 16 | 0 | | | | 0 | 0 | 0.0 | -- | 0 | | | | 3 | 20 | 6.7 | 8 | 0 | | | | | | | |
| 10/03 | at Green Bay | 2 | 11 | 5.5 | 9 | 0 | | | | 0 | 0 | 0.0 | -- | 0 | | | | 4 | 69 | 17.3 | 30 | 0 | | | | | | | |
| 10/10 | Denver | 0 | 0 | 0.0 | -- | 0 | | | | 0 | 0 | 0.0 | -- | 0 | | | | ON INACTIVE LIST | | | | | | | | | | | |
| 10/17 | Seattle | INJURED RESERVE | | | | | | | | 0 | 0 | 0.0 | -- | 0 | | | | 1 | 9 | 9.0 | 9 | 0 | | | | | | | |
| 10/31 | at Cleveland | INJURED RESERVE | | | | | | | | 1 | 7 | 7.0 | 7 | 0 | | | | 1 | 4 | 4.0 | 4 | 0 | | | | | | | |
| 11/08 | Chicago | INJURED RESERVE | | | | | | | | 0 | 0 | 0.0 | -- | 0 | | | | 1 | 42 | 42.0 | 42 | 0 | | | | | | | |
| 11/14 | Detroit | INJURED RESERVE | | | | | | | | 0 | 0 | 0.0 | -- | 0 | | | | 2 | 15 | 7.5 | 9t | 1 | | | | | | | |
| 11/21 | at L.A. Chargers | INJURED RESERVE | | | | | | | | 0 | 0 | 0.0 | -- | 0 | | | | 2 | 12 | 6.0 | 7 | 0 | | | | | | | |
| 11/28 | at Cincinnati | INJURED RESERVE | | | | | | | | 0 | 0 | 0.0 | -- | 0 | | | | 1 | 3 | 3.0 | 3 | 0 | | | | | | | |
| 12/05 | Baltimore | INJURED RESERVE | | | | | | | | 0 | 0 | 0.0 | -- | 0 | | | | 0 | 0 | 0.0 | -- | 0 | | | | | | | |
| 12/09 | at Minnesota | INJURED RESERVE | | | | | | | | 0 | 0 | 0.0 | -- | 0 | | | | 4 | 65 | 16.3 | 30t | 1 | | | | | | | |
| 12/19 | Tennessee | INJURED RESERVE | | | | | | | | 0 | 0 | 0.0 | -- | 0 | | | | 3 | 36 | 12.0 | 19 | 0 | | | | | | | |
| 12/26 | at Kansas City | | | | | | | | | | | | | | | | | | | | | | | | | | | | |
| 01/03 | Cleveland | | | | | | | | | | | | | | | | | | | | | | | | | | | | |
| 01/09 | at Baltimore | | | | | | | | | | | | | | | | | | | | | | | | | | | | |
| TOTALS | | 15 | 129 | 8.6 | 24 | 0 | | | | 1 | 7 | 7.0 | 7 | 0 | | | | 24 | 285 | 11.9 | 42 | 2 | | | | | | | |

| RECEIVING: | | DEREK WATT | | | | | CODY WHITE | | | | |
|------------|------------------|------------|-----|-----|----|----|----------------|-----|-----|----|----|
| DATE | OPP. | NO. | YDS | AVG | LG | TD | NO. | YDS | AVG | LG | TD |
| 09/12 | at Buffalo | 0 | 0 | 0.0 | -- | 0 | PRACTICE SQUAD | | | | |
| 09/19 | Las Vegas | 0 | 0 | 0.0 | -- | 0 | PRACTICE SQUAD | | | | |
| 09/26 | Cincinnati | 1 | 3 | 3.0 | 3 | 0 | 2 | 17 | 8.5 | 11 | 0 |
| 10/03 | at Green Bay | 0 | 0 | 0.0 | -- | 0 | 0 | 0 | 0.0 | -- | 0 |
| 10/10 | Denver | 0 | 0 | 0.0 | -- | 0 | 0 | 0 | 0.0 | -- | 0 |
| 10/17 | Seattle | 0 | 0 | 0.0 | -- | 0 | 0 | 0 | 0.0 | -- | 0 |
| 10/31 | at Cleveland | 0 | 0 | 0.0 | -- | 0 | 0 | 0 | 0.0 | -- | 0 |
| 11/08 | Chicago | 1 | 3 | 3.0 | 3 | 0 | 0 | 0 | 0.0 | -- | 0 |
| 11/14 | Detroit | 1 | 9 | 9.0 | 9 | 0 | 0 | 0 | 0.0 | -- | 0 |
| 11/21 | at L.A. Chargers | 0 | 0 | 0.0 | -- | 0 | 0 | 0 | 0.0 | -- | 0 |
| 11/28 | at Cincinnati | 0 | 0 | 0.0 | -- | 0 | 0 | 0 | 0.0 | -- | 0 |
| 12/05 | Baltimore | 0 | 0 | 0.0 | -- | 0 | 0 | 0 | 0.0 | -- | 0 |
| 12/09 | at Minnesota | 0 | 0 | 0.0 | -- | 0 | 0 | 0 | 0.0 | -- | 0 |
| 12/19 | Tennessee | 0 | 0 | 0.0 | -- | 0 | 0 | 0 | 0.0 | -- | 0 |
| 12/26 | at Kansas City | | | | | | | | | | |
| 01/03 | Cleveland | | | | | | | | | | |
| 01/09 | at Baltimore | | | | | | | | | | |
| TOTALS | | 3 | 15 | 5.0 | 9 | 0 | 2 | 17 | 8.5 | 11 | 0 |

| 2021 REGULAR SEASON INDIVIDUAL DEFENSIVE GAME-BY-GAME STATS | | | | | | | | | | | | | | | | | | | | | | | | | | | | | | | | | | | | | | |
|---|------------------|----------------------|---|----|----|-----|-----|-----|-----|----|----|----|----|--------------|---|----|----|-----|-----|-----|-----|----|----|----|----|-----------------|-----------------|----|----|-----|-----|-----|-----|----|----|----|----|--|
| | | MONTRAVIUS ADAMS SR. | | | | | | | | | | | | MARCUS ALLEN | | | | | | | | | | | | TYSON AUALU | | | | | | | | | | | | |
| DATE | OPP. | S | A | TK | FL | FLY | SK | SKY | INT | FR | FF | PR | PD | S | A | TK | FL | FLY | SK | SKY | INT | FR | FF | PR | PD | S | A | TK | FL | FLY | SK | SKY | INT | FR | FF | PR | PD | |
| 09/12 | at Buffalo | Patriots | | | | | | | | | | | | 0 | 0 | 0 | 0 | 0 | 0.0 | 0 | 0 | 0 | 0 | 0 | 0 | 0 | INJURED RESERVE | | | | | | | | | | | |
| 09/19 | Las Vegas | Saints | | | | | | | | | | | | 0 | 0 | 0 | 0 | 0 | 0.0 | 0 | 0 | 0 | 0 | 0 | 0 | 0 | INJURED RESERVE | | | | | | | | | | | |
| 09/26 | Cincinnati | Saints | | | | | | | | | | | | 0 | 0 | 0 | 0 | 0 | 0.0 | 0 | 0 | 0 | 0 | 0 | 0 | 0 | INJURED RESERVE | | | | | | | | | | | |
| 10/03 | at Green Bay | Saints | | | | | | | | | | | | 0 | 0 | 0 | 0 | 0 | 0.0 | 0 | 0 | 0 | 0 | 0 | 0 | 0 | INJURED RESERVE | | | | | | | | | | | |
| 10/10 | Denver | Saints | | | | | | | | | | | | 0 | 0 | 0 | 0 | 0 | 0.0 | 0 | 0 | 0 | 0 | 0 | 0 | 0 | INJURED RESERVE | | | | | | | | | | | |
| 10/17 | Seattle | Saints | | | | | | | | | | | | 0 | 0 | 0 | 0 | 0 | 0.0 | 0 | 0 | 0 | 0 | 0 | 0 | 0 | INJURED RESERVE | | | | | | | | | | | |
| 10/31 | at Cleveland | Saints | | | | | | | | | | | | 0 | 0 | 0 | 0 | 0 | 0.0 | 0 | 0 | 0 | 0 | 0 | 0 | 0 | INJURED RESERVE | | | | | | | | | | | |
| 11/08 | Chicago | Saints | | | | | | | | | | | | 0 | 0 | 0 | 0 | 0 | 0.0 | 0 | 0 | 0 | 0 | 0 | 0 | 0 | INJURED RESERVE | | | | | | | | | | | |
| 11/14 | Detroit | Saints | | | | | | | | | | | | 0 | 0 | 0 | 0 | 0 | 0.0 | 0 | 0 | 0 | 0 | 0 | 0 | 0 | INJURED RESERVE | | | | | | | | | | | |
| 11/21 | at L.A. Chargers | Saints | | | | | | | | | | | | 0 | 0 | 0 | 0 | 0 | 0.0 | 0 | 0 | 0 | 0 | 0 | 0 | 0 | INJURED RESERVE | | | | | | | | | | | |
| 11/28 | at Cincinnati | Saints | | | | | | | | | | | | 0 | 0 | 0 | 0 | 0 | 0.0 | 0 | 0 | 0 | 0 | 0 | 0 | 0 | INJURED RESERVE | | | | | | | | | | | |
| 12/05 | Baltimore | 1 | 1 | 2 | | 0 | 0 | 0.0 | 0 | 0 | 0 | 0 | 1 | 0 | 0 | 0 | 0 | 0 | 0.0 | 0 | 0 | 0 | 0 | 0 | 0 | INJURED RESERVE | | | | | | | | | | | | |
| 12/09 | at Minnesota | 1 | 1 | 2 | | 1 | 3 | 0.0 | 0 | 0 | 0 | 0 | 2 | 0 | 0 | 1 | 1 | 0 | 0 | 0.0 | 0 | 0 | 0 | 0 | 0 | INJURED RESERVE | | | | | | | | | | | | |
| 12/19 | Tennessee | RESERVE/COVID-19 | | | | | | | | | | | | 1 | 0 | 1 | 0 | 0 | 0.0 | 0 | 0 | 0 | 0 | 0 | 0 | 0 | INJURED RESERVE | | | | | | | | | | | |
| 12/26 | at Kansas City | | | | | | | | | | | | | | | | | | | | | | | | | | | | | | | | | | | | | |
| 01/03 | Cleveland | | | | | | | | | | | | | | | | | | | | | | | | | | | | | | | | | | | | | |
| 01/09 | at Baltimore | | | | | | | | | | | | | | | | | | | | | | | | | | | | | | | | | | | | | |
| TOTALS | | 2 | 2 | 4 | 1 | 3 | 0.0 | 0.0 | 0 | 0 | 0 | 0 | 2 | 1 | 1 | 1 | 2 | 0 | 0 | 0.0 | 0.0 | 0 | 0 | 0 | 0 | 2 | 3 | 5 | 0 | 0 | 0.0 | 0.0 | 0 | 0 | 0 | 1 | 0 | |

| DATE | OPP. | ISAIAH RUGGS | | | | | | | | | | DEVIN BUSH | | | | | | | | | | TACO CHARLTON | | | | | | | | | | | | | | | |
|--------|------------------|------------------|----|----|------|----|-----|-----|----|----|----|------------|------------------|----|----|------|-----|------|-----|------|----|---------------|----|---|---|----|------|----|-----|-----|-----|-----|----|----|---|---|---|
| | | S | A | TK | FLTY | SK | SKY | INT | FR | FF | PR | PD | S | A | TK | FLTY | SK | SKY | INT | FR | FF | PR | PD | S | A | TK | FLTY | SK | SKY | INT | FR | FF | PR | PD | | | |
| 09/12 | at Buffalo | 0 | 1 | 1 | 0 | 0 | 0.0 | 0.0 | 0 | 0 | 0 | 0 | 6 | 4 | 10 | 0 | 0 | 0.0 | 0.0 | 0 | 0 | 1 | 0 | 0 | | | | | | | | | | | | | |
| 09/19 | Las Vegas | 0 | 0 | 0 | 0 | 0 | 0.0 | 0.0 | 0 | 0 | 0 | 0 | ON INACTIVE LIST | | | | | | | | | | | | | | | | | | | | | | | | |
| 09/26 | Cincinnati | 1 | 2 | 3 | 0 | 0 | 0.0 | 0.0 | 0 | 0 | 0 | 0 | 0 | 2 | 2 | 0 | 0 | 0.0 | 0.0 | 0 | 0 | 0 | 0 | 0 | | | | | | | | | | | | | |
| 10/03 | at Green Bay | 1 | 1 | 2 | 1 | 1 | 0.0 | 0.0 | 0 | 0 | 0 | 0 | 5 | 1 | 6 | 1 | 6 | 1.0 | 6.0 | 0 | 0 | 0 | 2 | 0 | | | | | | | | | | | | | |
| 10/10 | Denver | 0 | 1 | 1 | 0 | 0 | 0.0 | 0.0 | 0 | 0 | 0 | 0 | 1 | 0 | 1 | 12 | 1.0 | 12.0 | 0 | 0 | 0 | 2 | 0 | | | | | | | | | | | | | | |
| 10/17 | Seattle | 1 | 0 | 1 | 1 | 1 | 0.0 | 0.0 | 0 | 0 | 0 | 0 | 3 | 3 | 6 | 0 | 0 | 0.0 | 0.0 | 0 | 1 | 0 | 0 | 0 | | | | | | | | | | | | | |
| 10/31 | at Cleveland | 0 | 1 | 1 | 0 | 0 | 0.0 | 0.0 | 0 | 0 | 0 | 0 | 3 | 2 | 5 | 0 | 0 | 0.0 | 0.0 | 0 | 0 | 0 | 0 | 0 | | | | | | | | | | | | | |
| 11/08 | Chicago | 0 | 2 | 2 | 0 | 0 | 0.0 | 0.0 | 0 | 0 | 0 | 0 | 2 | 1 | 3 | 0 | 0 | 0.0 | 0.0 | 0 | 0 | 0 | 0 | 1 | 2 | 1 | 3 | 0 | 0 | 0.0 | 0.0 | 0 | 0 | 0 | 0 | | |
| 11/14 | Detroit | 2 | 3 | 5 | 0 | 0 | 0.0 | 0.0 | 0 | 0 | 0 | 0 | 5 | 4 | 9 | 0 | 0 | 0.0 | 0.0 | 0 | 0 | 0 | 0 | 0 | 1 | 2 | 3 | 0 | 0 | 0.0 | 0.0 | 0 | 0 | 0 | 0 | | |
| 11/21 | at L.A. Chargers | 0 | 1 | 1 | 0 | 0 | 0.0 | 0.0 | 0 | 0 | 0 | 0 | 4 | 0 | 4 | 0 | 0 | 0.0 | 0.0 | 0 | 0 | 0 | 0 | 0 | 1 | 1 | 1 | 2 | 0 | 0 | 0.5 | 2.0 | 0 | 0 | 0 | 1 | |
| 11/28 | at Cincinnati | ON INACTIVE LIST | | | | | | | | | | 2 | 3 | 5 | 0 | 0 | 0.0 | 0.0 | 0 | 0 | 0 | 0 | 0 | 1 | 1 | 1 | 2 | 0 | 0 | 0.0 | 0.0 | 0 | 0 | 0 | 0 | 0 | |
| 12/05 | Baltimore | ON INACTIVE LIST | | | | | | | | | | 2 | 0 | 2 | 0 | 0 | 0.0 | 0.0 | 0 | 0 | 0 | 0 | 0 | 0 | 0 | 1 | 1 | 0 | 0 | 0.0 | 0.0 | 0 | 0 | 0 | 0 | 0 | |
| 12/09 | at Minnesota | INACTIVE | | | | | | | | | | 3 | 5 | 8 | 0 | 0 | 0.0 | 0.0 | 0 | 0 | 0 | 0 | 2 | 2 | 2 | 4 | 0 | 0 | 0.0 | 0.0 | 0 | 0 | 0 | 0 | 1 | 0 | |
| 12/19 | Tennessee | ON INACTIVE LIST | | | | | | | | | | 3 | 2 | 5 | 0 | 0 | 0.0 | 0.0 | 0 | 0 | 0 | 0 | 1 | 0 | 2 | 2 | 0 | 0 | 0.0 | 0.0 | 0 | 0 | 0 | 0 | 1 | | |
| 12/26 | at Kansas City | | | | | | | | | | | | | | | | | | | | | | | | | | | | | | | | | | | | |
| 01/03 | Cleveland | | | | | | | | | | | | | | | | | | | | | | | | | | | | | | | | | | | | |
| 01/09 | at Baltimore | | | | | | | | | | | | | | | | | | | | | | | | | | | | | | | | | | | | |
| TOTALS | | 5 | 12 | 17 | 2 | 2 | 0.0 | 0.0 | 0 | 0 | 0 | 0 | 1 | 39 | 27 | 66 | 2 | 18 | 2.0 | 18.0 | 0 | 1 | 1 | 4 | 4 | 7 | 10 | 17 | 0 | 0 | 0.5 | 2.0 | 0 | 0 | 0 | 2 | 1 |

| | | CARLOS DAVIS | | | | | | | | | | | | TERRELL EDMUNDS | | | | | | | | | | | | MINKAH FITZPATRICK | | | | | | | | | | | | | |
|--------|------------------|------------------|---|----|----------|----|-----|-----|----|----|----|----|----|-----------------|----|----------|----|-----|------|------|----|----|----|----|----|--------------------|----------|-----|-----|-----|-----|-----|----|----|---|---|---|---|---|
| DATE | OPP. | S | A | Tk | LfL TFLy | SK | SkY | I | Nr | Ff | PB | PD | S | A | Tk | LfL TFLy | SK | SkY | I | Nr | Ff | PB | PD | S | A | Tk | LfL TFLy | SK | SkY | I | Nr | Ff | PB | PD | | | | | |
| 09/12 | at Buffalo | 1 | 0 | 1 | 0 | 0 | 0.0 | 0.0 | 0 | 0 | 0 | 0 | 4 | 1 | 5 | 0 | 0 | 0.0 | 0 | 0 | 0 | 0 | 6 | 4 | 10 | 0 | 0 | 0.0 | 0 | 0 | 0 | 0 | 0 | 0 | 0 | | | | |
| 09/19 | Las Vegas | ON INACTIVE LIST | | | | | | | | | | | | 5 | 1 | 6 | 2 | 2 | 0.0 | 0 | 0 | 0 | 0 | 0 | 4 | 2 | 6 | 0 | 0 | 0.0 | 0 | 0 | 0 | 0 | 0 | 0 | 0 | | |
| 09/26 | Cincinnati | ON INACTIVE LIST | | | | | | | | | | | | 2 | 3 | 5 | 1 | 0 | 0.0 | 0 | 0 | 0 | 1 | 0 | 0 | 1 | 3 | 1 | 4 | 0 | 0 | 0.0 | 0 | 0 | 0 | 0 | 0 | 0 | 0 |
| 10/03 | at Green Bay | ON INACTIVE LIST | | | | | | | | | | | | 6 | 1 | 7 | 0 | 0 | 0.0 | 0 | 0 | 0 | 0 | 0 | 0 | 6 | 2 | 8 | 0 | 0 | 0.0 | 0 | 0 | 0 | 0 | 0 | 0 | 0 | |
| 10/10 | Denver | ON INACTIVE LIST | | | | | | | | | | | | 4 | 3 | 7 | 0 | 0 | 0.0 | 0 | 0 | 0 | 0 | 0 | 0 | 5 | 5 | 10 | 1 | 1 | 0.0 | 0 | 0 | 0 | 0 | 0 | 0 | 0 | |
| 10/17 | Seattle | ON INACTIVE LIST | | | | | | | | | | | | 2 | 1 | 3 | 0 | 0 | 0.0 | 0 | 0 | 0 | 0 | 0 | 0 | 7 | 2 | 9 | 0 | 0 | 0.0 | 0 | 0 | 0 | 1 | 0 | 0 | 0 | |
| 10/31 | at Cleveland | INJURED RESERVE | | | | | | | | | | | | 4 | 1 | 5 | 0 | 0 | 0.0 | 0 | 0 | 0 | 0 | 0 | 0 | 3 | 1 | 4 | 0 | 0 | 0.0 | 0 | 0 | 0 | 0 | 0 | 0 | 1 | |
| 11/08 | Chicago | INJURED RESERVE | | | | | | | | | | | | 4 | 0 | 4 | 0 | 0 | 0.0 | 0 | 0 | 0 | 0 | 0 | 0 | 8 | 0 | 8 | 0 | 0 | 0.0 | 0 | 0 | 0 | 0 | 0 | 0 | 0 | |
| 11/14 | Detroit | INJURED RESERVE | | | | | | | | | | | | 4 | 1 | 5 | 2 | 16 | 1.0 | 13.0 | 0 | 0 | 0 | 1 | 1 | 2 | 3 | 5 | 0 | 0 | 0.0 | 0 | 0 | 0 | 0 | 0 | 0 | 0 | |
| 11/21 | at L.A. Chargers | INJURED RESERVE | | | | | | | | | | | | 3 | 1 | 4 | 0 | 0 | 0.0 | 0 | 0 | 0 | 0 | 0 | 0 | RESERVE/COVID-19 | | | | | | | | | | | | | |
| 11/28 | at Cincinnati | INJURED RESERVE | | | | | | | | | | | | 5 | 1 | 6 | 1 | 4 | 0.0 | 0 | 0 | 0 | 0 | 0 | 0 | 5 | 4 | 9 | 0 | 0 | 0.0 | 0 | 1 | 0 | 0 | 0 | 1 | | |
| 12/05 | Baltimore | ON INACTIVE LIST | | | | | | | | | | | | 3 | 1 | 4 | 0 | 0 | 0.0 | 0 | 0 | 0 | 0 | 0 | 0 | 7 | 2 | 9 | 0 | 0 | 0.0 | 0 | 1 | 0 | 0 | 0 | 1 | | |
| 12/09 | at Minnesota | INACTIVE | | | | | | | | | | | | 4 | 1 | 5 | 0 | 0 | 0.0 | 0 | 0 | 0 | 0 | 0 | 0 | 1 | 3 | 3 | 6 | 0 | 0 | 0.0 | 0 | 0 | 0 | 0 | 0 | 1 | |
| 12/19 | Tennessee | 1 | 0 | 1 | 0 | 0 | 0.0 | 0.0 | 0 | 0 | 0 | 0 | 7 | 3 | 10 | 2 | 7 | 0.0 | 0.0 | 0 | 0 | 0 | 0 | 0 | 12 | 2 | 14 | 0 | 0 | 0.0 | 0.0 | 0 | 1 | 0 | 0 | 0 | | | |
| 12/26 | at Kansas City | | | | | | | | | | | | | | | | | | | | | | | | | | | | | | | | | | | | | | |
| 01/03 | Cleveland | | | | | | | | | | | | | | | | | | | | | | | | | | | | | | | | | | | | | | |
| 01/09 | at Baltimore | | | | | | | | | | | | | | | | | | | | | | | | | | | | | | | | | | | | | | |
| TOTALS | | 2 | 0 | 2 | 0 | 0 | 0.0 | 0.0 | 0 | 0 | 0 | 0 | 57 | 19 | 76 | 8 | 29 | 1.0 | 13.0 | 1 | 0 | 1 | 3 | 71 | 31 | 102 | 1 | 1 | 0.0 | 0.0 | 2 | 1 | 1 | 0 | 4 | | | | |

| DATE | | OPP. | | JOE HADEN | | | | | | | | | | CAMERON HEYWARD | | | | | | | | | | ALEX HIGGINS | | | | | | | | | | | | | | | | | | | | | | | | |
|--------|------------------|------------------|---|-----------|---|----|-----|-----|----|-----|-----|----|----|-----------------|----|---|----|----|-----|-----|----|-----|-----|--------------|----|----|------------------|----|---|----|-----|-----|----|-----|-------|------|----|----|----|----|---|---|---|---|---|---|---|---|
| | | | | S | A | TK | TLF | FLY | SK | SKY | INT | FR | FF | PR | PD | S | A | TK | TLF | FLY | SK | SKY | INT | FR | FF | PR | PD | S | A | TK | TLF | FLY | SK | SKY | INT | FR | FF | PR | PD | | | | | | | | | |
| 09/12 | at Buffalo | 3 | 2 | 5 | 0 | 0 | 0 | 0 | 0 | 0 | 0 | 0 | 1 | 0 | 0 | 2 | 2 | 4 | 1 | 6 | 1 | 0 | 6 | 0 | 0 | 1 | 1 | 1 | 2 | 3 | 1 | 4 | 0 | 0 | 0 | 0 | 0 | 0 | 0 | 0 | 0 | | | | | | | |
| 09/19 | Las Vegas | ON INACTIVE LIST | | | | | | | | | | | | 4 | 3 | 7 | 1 | 0 | 0 | 0 | 0 | 0 | 0 | 0 | 0 | 1 | 3 | 1 | 4 | 0 | 0 | 0 | 0 | 0 | 0 | 0 | 0 | 0 | 0 | 0 | 0 | 0 | 0 | 0 | 0 | 0 | | |
| 09/26 | Cincinnati | 1 | 1 | 2 | 0 | 0 | 0 | 0 | 0 | 0 | 0 | 0 | 0 | 0 | 1 | 1 | 4 | 5 | 0 | 0 | 0 | 0 | 0 | 0 | 0 | 0 | ON INACTIVE LIST | | | | | | | | | | | | | | | | | | | | | |
| 10/03 | at Green Bay | 2 | 3 | 5 | 0 | 0 | 0 | 0 | 0 | 0 | 0 | 0 | 0 | 0 | 1 | 5 | 3 | 8 | 1 | 1 | 0 | 0 | 0 | 0 | 0 | 1 | 0 | 2 | 3 | 5 | 0 | 0 | 0 | 0 | 0 | 0 | 0 | 0 | 0 | 0 | 0 | | | | | | | |
| 10/10 | Denver | 3 | 2 | 5 | 0 | 0 | 0 | 0 | 0 | 0 | 0 | 0 | 0 | 0 | 1 | 2 | 1 | 3 | 0 | 0 | 0 | 0 | 0 | 0 | 0 | 0 | 2 | 1 | 0 | 1 | 0 | 0 | 0 | 0 | 0 | 0 | 0 | 0 | 0 | 0 | 0 | | | | | | | |
| 10/17 | Seattle | 2 | 1 | 3 | 0 | 0 | 0 | 0 | 0 | 0 | 0 | 0 | 0 | 0 | 0 | 6 | 3 | 9 | 2 | 12 | 1 | 0 | 8 | 0 | 0 | 0 | 1 | 0 | 2 | 5 | 7 | 2 | 9 | 1 | 515.5 | 0 | 0 | 0 | 0 | 4 | 0 | | | | | | | |
| 10/31 | at Cleveland | 2 | 0 | 2 | 0 | 0 | 0 | 0 | 0 | 0 | 0 | 0 | 0 | 0 | 1 | 3 | 1 | 4 | 0 | 0 | 0 | 0 | 0 | 0 | 0 | 0 | 2 | 0 | 1 | 3 | 4 | 1 | 1 | 0 | 0 | 0 | 0 | 0 | 0 | 0 | 0 | | | | | | | |
| 11/08 | Chicago | 1 | 0 | 1 | 0 | 0 | 0 | 0 | 0 | 0 | 0 | 0 | 0 | 0 | 1 | 2 | 0 | 2 | 0 | 0 | 0 | 0 | 0 | 0 | 0 | 0 | 1 | 0 | 3 | 1 | 0 | 3 | 3 | 0 | 0 | 0 | 0 | 0 | 0 | 2 | 0 | | | | | | | |
| 11/14 | Detroit | 1 | 0 | 1 | 0 | 0 | 0 | 0 | 0 | 0 | 0 | 0 | 0 | 0 | 1 | 3 | 2 | 5 | 2 | 18 | 2 | 0 | 18 | 0 | 0 | 0 | 0 | 2 | 0 | 8 | 3 | 11 | 2 | 9 | 0 | 0 | 0 | 0 | 1 | 0 | 1 | | | | | | | |
| 11/21 | at L.A. Chargers | ON INACTIVE LIST | | | | | | | | | | | | 2 | 0 | 2 | 0 | 0 | 0 | 0 | 0 | 0 | 0 | 0 | 0 | 0 | 1 | 3 | 3 | 6 | 1 | 4 | 1 | 5 | 6 | 0 | 0 | 0 | 0 | 0 | 0 | 3 | 0 | 0 | 0 | | | |
| 11/28 | at Cincinnati | ON INACTIVE LIST | | | | | | | | | | | | 3 | 5 | 8 | 1 | 6 | 1 | 0 | 6 | 0 | 0 | 0 | 0 | 0 | 1 | 0 | 3 | 2 | 5 | 8 | 0 | 0 | 0 | 0 | 0 | 0 | 0 | 0 | 0 | 0 | 0 | 0 | 0 | 0 | 0 | |
| 12/05 | Baltimore | ON INACTIVE LIST | | | | | | | | | | | | 3 | 1 | 4 | 2 | 5 | 1 | 0 | 3 | 0 | 0 | 0 | 0 | 0 | 1 | 0 | 3 | 0 | 3 | 2 | 3 | 0 | 0 | 0 | 0 | 0 | 0 | 0 | 0 | 0 | 0 | 0 | 0 | 0 | 0 | |
| 12/09 | at Minnesota | INACTIVE | | | | | | | | | | | | 3 | 3 | 6 | 1 | 2 | 0 | 0 | 0 | 0 | 0 | 0 | 0 | 0 | 0 | 0 | 1 | 0 | 1 | 1 | 0 | 0 | 0 | 0 | 0 | 0 | 0 | 0 | 0 | 0 | 0 | 0 | 0 | 0 | 0 | 0 |
| 12/19 | Tennessee | 2 | 0 | 2 | 0 | 0 | 0 | 0 | 0 | 0 | 0 | 0 | 0 | 0 | 0 | 2 | 4 | 6 | 0 | 0 | 0 | 0 | 0 | 0 | 0 | 0 | 1 | 0 | 4 | 0 | 4 | 0 | 0 | 0 | 0 | 0 | 0 | 0 | 0 | 1 | 0 | | | | | | | |
| 12/26 | at Kansas City | | | | | | | | | | | | | | | | | | | | | | | | | | | | | | | | | | | | | | | | | | | | | | | |
| 01/03 | Cleveland | | | | | | | | | | | | | | | | | | | | | | | | | | | | | | | | | | | | | | | | | | | | | | | |
| 01/09 | at Baltimore | | | | | | | | | | | | | | | | | | | | | | | | | | | | | | | | | | | | | | | | | | | | | | | |
| TOTALS | | 17 | 9 | 26 | 0 | 0 | 0 | 0 | 0 | 0 | 0 | 0 | 1 | 1 | 0 | 5 | 41 | 32 | 73 | 11 | 50 | 7 | 0 | 48.5 | 1 | 1 | 1 | 13 | 7 | 34 | 24 | 58 | 12 | 38 | 3.0 | 21.5 | 0 | 0 | 0 | 11 | | | | | | | | |

| DATE | OPP. | MELVIN INGRAM III | | | | | | | | | | | | JAMIR JONES | | | | | | | | | | | | MILES KILLBREW | | | | | | | | | | | | | | | | | | | |
|--------|------------------|-------------------|---|----|-----|----|-----|-----|----|----|----|----|---|---------------|----|-----|----|-----|-----|-----|----|----|----|---|---|----------------|-----|-----|-----|-----|-----|-----|----|----|---|---|---|---|---|---|---|---|---|---|---|
| | | S | A | TK | TFL | SK | SKY | INT | FR | FF | PR | PD | S | A | TK | TFL | SK | SKY | INT | FR | FF | PR | PD | S | A | TK | TFL | SK | SKY | INT | FR | FF | PR | PD | | | | | | | | | | | |
| 09/12 | at Buffalo | 1 | 0 | 1 | 1 | 3 | 0.0 | 0.0 | 0 | 0 | 0 | 1 | 1 | 0 | 0 | 0 | 0 | 0.0 | 0.0 | 0 | 0 | 0 | 0 | 0 | 0 | 0 | 0 | 0 | 0.0 | 0.0 | 0 | 0 | 0 | 0 | 0 | | | | | | | | | | |
| 09/19 | Las Vegas | 1 | 3 | 4 | 1 | 8 | 1.0 | 8.0 | 0 | 0 | 0 | 3 | 0 | 1 | 0 | 1 | 0 | 0.0 | 0.0 | 0 | 0 | 0 | 1 | 0 | 0 | 0 | 0 | 0.0 | 0.0 | 0 | 0 | 0 | 0 | 0 | | | | | | | | | | | |
| 09/26 | Cincinnati | 2 | 1 | 3 | 0 | 0 | 0.0 | 0.0 | 0 | 0 | 0 | 0 | 0 | 0 | 0 | 0 | 0 | 0.0 | 0.0 | 0 | 0 | 0 | 0 | 0 | 0 | 0 | 0 | 0.0 | 0.0 | 0 | 0 | 0 | 0 | 0 | | | | | | | | | | | |
| 10/03 | at Green Bay | 1 | 0 | 1 | 0 | 0 | 0.0 | 0.0 | 0 | 0 | 0 | 2 | 0 | NOT ON ROSTER | | | | | | | | | | | | 0 | 0 | 0 | 0 | 0.0 | 0.0 | 0 | 0 | 0 | 0 | 0 | 0 | 0 | 0 | 0 | | | | | |
| 10/10 | Denver | 0 | 1 | 1 | 0 | 0 | 0.0 | 0.0 | 0 | 0 | 0 | 0 | 0 | NOT ON ROSTER | | | | | | | | | | | | 0 | 0 | 0 | 0 | 0.0 | 0.0 | 0 | 0 | 0 | 0 | 0 | 0 | 0 | 0 | 0 | | | | | |
| 10/17 | Seattle | 0 | 0 | 0 | 0 | 0 | 0.0 | 0.0 | 0 | 0 | 0 | 0 | 0 | NOT ON ROSTER | | | | | | | | | | | | 0 | 0 | 0 | 0 | 0.0 | 0.0 | 0 | 0 | 0 | 0 | 0 | 0 | 0 | 0 | 0 | | | | | |
| 10/31 | at Cleveland | ON INACTIVE LIST | | | | | | | | | | | | NOT ON ROSTER | | | | | | | | | | | | 0 | 0 | 0 | 0 | 0.0 | 0.0 | 0 | 0 | 0 | 0 | 0 | 0 | 0 | 0 | 0 | 0 | 0 | | | |
| 11/08 | Chicago | Chiefs | | | | | | | | | | | | NOT ON ROSTER | | | | | | | | | | | | 0 | 0 | 0 | 0 | 0.0 | 0.0 | 0 | 0 | 0 | 0 | 0 | 0 | 0 | 0 | 0 | 0 | 0 | 0 | | |
| 11/14 | Detroit | Chiefs | | | | | | | | | | | | NOT ON ROSTER | | | | | | | | | | | | 1 | 0 | 1 | 0 | 0.0 | 0.0 | 0 | 0 | 0 | 0 | 0 | 0 | 0 | 0 | 0 | 0 | 0 | 0 | | |
| 11/21 | at L.A. Chargers | Chiefs | | | | | | | | | | | | NOT ON ROSTER | | | | | | | | | | | | 0 | 0 | 0 | 0 | 0.0 | 0.0 | 0 | 0 | 0 | 0 | 0 | 0 | 0 | 0 | 0 | 0 | 0 | 0 | 0 | |
| 11/28 | at Cincinnati | Chiefs | | | | | | | | | | | | NOT ON ROSTER | | | | | | | | | | | | 0 | 0 | 0 | 0 | 0.0 | 0.0 | 0 | 0 | 0 | 0 | 0 | 0 | 0 | 0 | 0 | 0 | 0 | 0 | 0 | |
| 12/05 | Baltimore | Chiefs | | | | | | | | | | | | NOT ON ROSTER | | | | | | | | | | | | 0 | 0 | 0 | 0 | 0.0 | 0.0 | 0 | 0 | 0 | 0 | 0 | 0 | 0 | 0 | 0 | 0 | 0 | 0 | 0 | |
| 12/09 | at Minnesota | Chiefs | | | | | | | | | | | | NOT ON ROSTER | | | | | | | | | | | | 2 | 0 | 2 | 1 | 0 | 0.0 | 0.0 | 0 | 0 | 0 | 0 | 0 | 0 | 0 | 0 | 0 | 0 | 0 | 0 | 0 |
| 12/19 | Tennessee | Chiefs | | | | | | | | | | | | NOT ON ROSTER | | | | | | | | | | | | 1 | 0 | 1 | 0 | 0 | 0.0 | 0.0 | 0 | 0 | 0 | 0 | 0 | 0 | 0 | 0 | 0 | 0 | 0 | 0 | 0 |
| 12/26 | at Kansas City | | | | | | | | | | | | | | | | | | | | | | | | | | | | | | | | | | | | | | | | | | | | |
| 01/03 | Cleveland | | | | | | | | | | | | | | | | | | | | | | | | | | | | | | | | | | | | | | | | | | | | |
| 01/09 | at Baltimore | | | | | | | | | | | | | | | | | | | | | | | | | | | | | | | | | | | | | | | | | | | | |
| TOTALS | | 5 | 5 | 10 | 2 | 11 | 1.0 | 8.0 | 0 | 0 | 0 | 6 | 1 | 1 | 0 | 1 | 0 | 0 | 0.0 | 0.0 | 0 | 0 | 0 | 1 | 0 | 4 | 0 | 4 | 1 | 0 | 0.0 | 0.0 | 0 | 0 | 0 | 0 | | | | | | | | | |

| DATE | OPP. | JUSTIN LAYNE | | | | | | | | | | | SAIAHH LOUDERMILK | | | | | | | | | | | ARTHUR MAULET | | | | | | | | | | | | | | | |
|--------|------------------|--------------|---|----|-----|----|-----|-----|----|----|----|----|-------------------|---|----|-----|----|-----|-----|----|----|----|----|---------------|---|----|-----|----|-----|-----|-----|----|----|----|---|---|---|---|---|
| | | S | A | TK | TFL | TK | SKY | INT | FR | FF | PR | PD | S | A | TK | TFL | TK | SKY | INT | FR | FF | PR | PD | S | A | TK | TFL | TK | SKY | INT | FR | FF | PR | PD | | | | | |
| 09/12 | at Buffalo | 0 | 0 | 0 | 0 | 0 | 0.0 | 0.0 | 0 | 0 | 0 | 0 | ON INACTIVE LIST | | | | | | | | | | | 1 | 1 | 2 | 0 | 0 | 0.0 | 0.0 | 0 | 0 | 0 | 0 | 0 | 0 | 0 | 0 | 0 |
| 09/19 | Las Vegas | 1 | 0 | 1 | 0 | 0 | 0.0 | 0.0 | 0 | 0 | 0 | 0 | 0 | 1 | 1 | 0 | 0 | 0.0 | 0.0 | 0 | 0 | 0 | 0 | 0 | 0 | 0 | 0 | 0 | 0.0 | 0.0 | 0 | 0 | 0 | 0 | 0 | 0 | | | |
| 09/26 | Cincinnati | 0 | 0 | 0 | 0 | 0 | 0.0 | 0.0 | 0 | 0 | 0 | 0 | 1 | 0 | 1 | 0 | 0 | 0.0 | 0.0 | 0 | 0 | 0 | 0 | 0 | 2 | 0 | 2 | 1 | 2 | 0.0 | 0.0 | 0 | 0 | 0 | 0 | 0 | | | |
| 10/03 | at Green Bay | 0 | 0 | 0 | 0 | 0 | 0.0 | 0.0 | 0 | 0 | 0 | 0 | 0 | 0 | 0 | 0 | 0 | 0.0 | 0.0 | 0 | 0 | 0 | 0 | 1 | 3 | 1 | 4 | 2 | 5 | 0.0 | 0.0 | 0 | 0 | 0 | 0 | | | | |
| 10/10 | Denver | 0 | 0 | 0 | 0 | 0 | 0.0 | 0.0 | 0 | 0 | 0 | 0 | 0 | 0 | 0 | 0 | 0 | 0.0 | 0.0 | 0 | 0 | 0 | 0 | 1 | 1 | 2 | 0 | 0 | 0.0 | 0.0 | 0 | 0 | 0 | 0 | 1 | | | | |
| 10/17 | Seattle | 0 | 0 | 0 | 0 | 0 | 0.0 | 0.0 | 0 | 0 | 0 | 0 | 1 | 0 | 1 | 0 | 0 | 0.0 | 0.0 | 0 | 0 | 0 | 0 | 3 | 0 | 3 | 1 | 3 | 0.0 | 0.0 | 0 | 0 | 0 | 0 | 0 | | | | |
| 10/31 | at Cleveland | 0 | 0 | 0 | 0 | 0 | 0.0 | 0.0 | 0 | 0 | 0 | 0 | 2 | 0 | 2 | 0 | 1 | 0.0 | 0.0 | 0 | 0 | 0 | 0 | 3 | 1 | 4 | 0 | 0 | 0.0 | 0.0 | 0 | 0 | 0 | 0 | 0 | | | | |
| 11/08 | Chicago | 0 | 0 | 0 | 0 | 0 | 0.0 | 0.0 | 0 | 0 | 0 | 0 | 0 | 0 | 0 | 0 | 0 | 0.0 | 0.0 | 0 | 0 | 0 | 0 | 4 | 0 | 4 | 0 | 0 | 0.0 | 0.0 | 0 | 0 | 0 | 0 | 0 | | | | |
| 11/14 | Detroit | 0 | 0 | 0 | 0 | 0 | 0.0 | 0.0 | 0 | 0 | 0 | 0 | 2 | 0 | 2 | 0 | 0 | 0.0 | 0.0 | 0 | 0 | 0 | 0 | 0 | 0 | 0 | 0 | 0 | 0.0 | 0.0 | 0 | 0 | 0 | 0 | 0 | | | | |
| 11/21 | at L.A. Chargers | 0 | 0 | 0 | 0 | 0 | 0.0 | 0.0 | 0 | 0 | 0 | 0 | ON INACTIVE LIST | | | | | | | | | | | 3 | 0 | 3 | 0 | 0 | 0.0 | 0.0 | 0 | 0 | 0 | 1 | 0 | 0 | 0 | 0 | |
| 11/28 | at Cincinnati | 0 | 0 | 0 | 0 | 0 | 0.0 | 0.0 | 0 | 0 | 0 | 0 | 0 | 1 | 1 | 0 | 0 | 0.0 | 0.0 | 0 | 0 | 0 | 0 | 1 | 3 | 3 | 6 | 0 | 0 | 0.0 | 0.0 | 0 | 0 | 0 | 0 | 0 | | | |
| 12/05 | Baltimore | 2 | 0 | 2 | 0 | 0 | 0.0 | 0.0 | 0 | 0 | 0 | 0 | 1 | 0 | 1 | 0 | 0 | 0.0 | 0.0 | 0 | 0 | 0 | 0 | 1 | 1 | 2 | 0 | 0 | 0.0 | 0.0 | 0 | 0 | 0 | 0 | 0 | 0 | | | |
| 12/09 | at Minnesota | 0 | 1 | 1 | 0 | 0 | 0.0 | 0.0 | 0 | 0 | 0 | 0 | 1 | 1 | 2 | 0 | 0 | 0.0 | 0.0 | 0 | 0 | 0 | 0 | 1 | 0 | 1 | 0 | 0 | 0.0 | 0.0 | 0 | 0 | 0 | 0 | 0 | | | | |
| 12/19 | Tennessee | 0 | 0 | 0 | 0 | 0 | 0.0 | 0.0 | 0 | 0 | 0 | 0 | 4 | 0 | 4 | 0 | 0 | 0.0 | 0.0 | 0 | 0 | 0 | 0 | 5 | 0 | 5 | 0 | 0 | 0.0 | 0.0 | 0 | 0 | 1 | 0 | 0 | | | | |
| 12/26 | at Kansas City | | | | | | | | | | | | | | | | | | | | | | | | | | | | | | | | | | | | | | |
| 01/03 | Cleveland | | | | | | | | | | | | | | | | | | | | | | | | | | | | | | | | | | | | | | |
| 01/09 | at Baltimore | | | | | | | | | | | | | | | | | | | | | | | | | | | | | | | | | | | | | | |
| TOTALS | | 3 | 1 | 4 | 0 | 0 | 0.0 | 0.0 | 0 | 0 | 0 | 0 | 12 | 3 | 15 | 0 | 0 | 1.0 | 0.0 | 0 | 0 | 0 | 2 | 30 | 8 | 38 | 4 | 10 | 0.0 | 0.0 | 0 | 0 | 1 | 1 | 1 | | | | |

| DATE | OPP. | HENRY MONDEAUX | | | | | | | | | | TRE NORWOOD | | | | | | | | | | JAMES PIERRE | | | | | | | | | | | | | | |
|--------|------------------|----------------|---|----|-----|----|-----|-----|----|----|----|-------------|---|----|----|-----|-----|-----|-----|----|----|--------------|----|---|----|----|-----|-----|-----|-----|----|----|----|----|---|---|
| | | S | A | TK | TFL | TK | SKY | INT | FR | FF | PR | PD | S | A | TK | TFL | TK | SKY | INT | FR | FF | PR | PD | S | A | TK | TFL | TK | SKY | INT | FR | FF | PR | PD | | |
| 09/12 | at Buffalo | PRACTICE SQUAD | | | | | | | | | | 4 | 1 | 5 | 0 | 0 | 0.0 | 0 | 0 | 0 | 0 | 0 | 0 | 6 | 0 | 6 | 0 | 0 | 0.0 | 0 | 0 | 0 | 0 | 0 | 0 | 1 |
| 09/19 | Las Vegas | DID NOT PLAY | | | | | | | | | | 1 | 0 | 1 | 0 | 0 | 0.0 | 0 | 0 | 0 | 0 | 0 | 0 | 6 | 0 | 6 | 0 | 0 | 0.0 | 0 | 0 | 0 | 0 | 0 | 0 | 0 |
| 09/26 | Cincinnati | 0 | 0 | 0 | 0 | 0 | 0.0 | 0 | 0 | 0 | 0 | 3 | 0 | 3 | 0 | 0 | 0.0 | 0 | 0 | 0 | 0 | 0 | 0 | 0 | 0 | 0 | 0 | 0.0 | 0 | 0 | 0 | 0 | 0 | 0 | | |
| 10/03 | at Green Bay | 0 | 0 | 1 | 0 | 0 | 0.0 | 0 | 0 | 0 | 0 | 0 | 0 | 0 | 0 | 0 | 0.0 | 0 | 0 | 0 | 0 | 0 | 1 | 0 | 1 | 0 | 0 | 0.0 | 0 | 0 | 0 | 0 | 0 | 0 | | |
| 10/10 | Denver | 1 | 0 | 1 | 1 | 8 | 1.0 | 8.0 | 0 | 0 | 0 | 1 | 0 | 2 | 0 | 2 | 0 | 0.0 | 0 | 0 | 0 | 0 | 0 | 6 | 0 | 6 | 0 | 0 | 0.0 | 0 | 1 | 0 | 0 | 2 | | |
| 10/17 | Seattle | 0 | 0 | 0 | 0 | 0 | 0.0 | 0 | 0 | 0 | 0 | 3 | 0 | 3 | 1 | 4 | 0.0 | 0 | 0 | 0 | 0 | 0 | 1 | 2 | 1 | 3 | 0 | 0 | 0.0 | 0 | 0 | 1 | 0 | 0 | | |
| 10/31 | at Cleveland | 0 | 1 | 1 | 0 | 0 | 0.0 | 0 | 0 | 0 | 0 | 2 | 0 | 2 | 0 | 0 | 0 | 0.0 | 0 | 0 | 0 | 0 | 0 | 0 | 0 | 0 | 0 | 0.0 | 0 | 0 | 0 | 0 | 0 | 0 | | |
| 11/08 | Chicago | 1 | 1 | 2 | 0 | 0 | 0.0 | 0 | 0 | 0 | 0 | 1 | 0 | 1 | 0 | 0 | 0.0 | 0 | 0 | 0 | 0 | 0 | 0 | 1 | 0 | 1 | 0 | 0 | 0.0 | 0 | 0 | 0 | 0 | 0 | | |
| 11/14 | Detroit | 0 | 0 | 0 | 0 | 0 | 0.0 | 0 | 0 | 0 | 0 | 1 | 0 | 1 | 0 | 0 | 0.0 | 0 | 0 | 0 | 0 | 0 | 2 | 4 | 1 | 5 | 0 | 0 | 0.0 | 0 | 0 | 0 | 0 | 0 | | |
| 11/21 | at C.A. Chargers | 0 | 0 | 0 | 0 | 0 | 0.0 | 0 | 0 | 0 | 0 | 6 | 1 | 7 | 0 | 0 | 0.0 | 0 | 0 | 0 | 0 | 0 | 0 | 5 | 0 | 5 | 0 | 0 | 0.0 | 0 | 0 | 0 | 0 | 0 | | |
| 11/28 | at L.A. Chargers | 0 | 2 | 2 | 0 | 0 | 0.0 | 0 | 0 | 0 | 0 | 1 | 0 | 1 | 1 | 0 | 0.0 | 0 | 0 | 0 | 0 | 0 | 3 | 3 | 1 | 4 | 0 | 0 | 0.0 | 0 | 0 | 0 | 0 | 0 | | |
| 12/05 | Baltimore | 1 | 1 | 2 | 0 | 0 | 0.0 | 0 | 0 | 0 | 0 | 1 | 2 | 3 | 0 | 0 | 0.0 | 0 | 0 | 0 | 0 | 0 | 0 | 0 | 0 | 0 | 0 | 0.0 | 0 | 0 | 0 | 0 | 0 | 0 | | |
| 12/09 | at Minnesota | 1 | 0 | 1 | 0 | 0 | 0.0 | 0 | 0 | 0 | 0 | 1 | 0 | 1 | 0 | 0 | 0.0 | 0 | 0 | 0 | 0 | 0 | 0 | 0 | 0 | 0 | 0 | 0.0 | 0 | 0 | 0 | 0 | 0 | 0 | | |
| 12/19 | Tennessee | 0 | 2 | 2 | 0 | 0 | 0.0 | 0 | 0 | 0 | 0 | 1 | 0 | 1 | 0 | 0 | 0.0 | 0 | 0 | 0 | 0 | 0 | 0 | 0 | 0 | 0 | 0 | 0.0 | 0 | 0 | 0 | 0 | 0 | 0 | | |
| 12/26 | at Kansas City | | | | | | | | | | | | | | | | | | | | | | | | | | | | | | | | | | | |
| 01/03 | Cleveland | | | | | | | | | | | | | | | | | | | | | | | | | | | | | | | | | | | |
| 01/09 | at Baltimore | | | | | | | | | | | | | | | | | | | | | | | | | | | | | | | | | | | |
| TOTALS | | 4 | 8 | 12 | 1 | 8 | 1.0 | 8.0 | 0 | 0 | 0 | 1 | 0 | 27 | 4 | 31 | 2 | 4 | 0.0 | 0 | 0 | 0 | 0 | 0 | 34 | 3 | 37 | 0 | 0 | 0.0 | 0 | 1 | 0 | 1 | 4 | |

| DATE | OPP. | DERREK TUSZKA | | | | | | | | | | T.J. WATT | | | | | | | | | | ANKELLO WITHERSPOON | | | | | | | | | | | | | | | | | | | |
|--------|------------------|----------------|---|----|-----|------|-----|-----|-----|----|----|------------------|------------------|----|----|----|-----|------|------|------|-----|---------------------|----|------------------|------------------|----|---|----|-----|------|-----|-----|-----|----|----|----|----|---|---|---|---|
| | | S | A | TK | TFL | TFLY | SK | SKY | INT | FR | FF | PR | PD | S | A | TK | TFL | TFLY | SK | SKY | INT | FR | FF | PR | PD | S | A | TK | TFL | TFLY | SK | SKY | INT | FR | FF | PR | PD | | | | |
| 09/12 | at Buffalo | PRACTICE SQUAD | | | | | | | | | | 3 | 0 | 3 | 1 | 5 | 2.0 | 10.0 | 0 | 0 | 1 | 5 | 0 | ON INACTIVE LIST | | | | | | | | | | | | | | | | | |
| 09/19 | Las Vegas | PRACTICE SQUAD | | | | | | | | | | 3 | 1 | 4 | 0 | 0 | 1.0 | 1.0 | 0 | 0 | 1 | 1 | 0 | 0 | 0 | 0 | 0 | 0 | 0 | 0 | 0 | 0 | 0 | 0 | 0 | 0 | 0 | 0 | 0 | 0 | 0 |
| 09/26 | Cincinnati | PRACTICE SQUAD | | | | | | | | | | ON INACTIVE LIST | | | | | | | | | | | | ON INACTIVE LIST | | | | | | | | | | | | | | | | | |
| 10/03 | at Green Bay | 0 | 0 | 0 | 0 | 0 | 0.0 | 0.0 | 0 | 0 | 0 | 0 | 3 | 1 | 4 | 2 | 6 | 2.0 | 6.0 | 0 | 1 | 0 | 2 | 0 | ON INACTIVE LIST | | | | | | | | | | | | | | | | |
| 10/10 | Denver | 0 | 0 | 0 | 0 | 0 | 0.0 | 0.0 | 0 | 0 | 0 | 0 | 3 | 0 | 3 | 1 | 4 | 0.0 | 0.0 | 0 | 0 | 0 | 2 | 0 | ON INACTIVE LIST | | | | | | | | | | | | | | | | |
| 10/17 | Seattle | 0 | 0 | 0 | 0 | 0 | 0.0 | 0.0 | 0 | 0 | 0 | 0 | 6 | 1 | 7 | 3 | 14 | 2.0 | 13.0 | 0 | 0 | 1 | 2 | 3 | ON INACTIVE LIST | | | | | | | | | | | | | | | | |
| 10/31 | at Cleveland | 1 | 0 | 1 | 0 | 0 | 0.0 | 0.0 | 0 | 0 | 0 | 0 | 4 | 2 | 6 | 1 | 5 | 1.5 | 7.5 | 0 | 1 | 0 | 3 | 0 | ON INACTIVE LIST | | | | | | | | | | | | | | | | |
| 11/08 | Chicago | 0 | 0 | 0 | 0 | 0 | 0.0 | 0.0 | 0 | 0 | 0 | 0 | 4 | 3 | 7 | 3 | 13 | 3.0 | 13.0 | 0 | 0 | 0 | 3 | 1 | ON INACTIVE LIST | | | | | | | | | | | | | | | | |
| 11/14 | Detroit | 0 | 0 | 0 | 0 | 0 | 0.0 | 0.0 | 0 | 0 | 0 | 0 | 3 | 2 | 5 | 2 | 7 | 1.0 | 6.0 | 0 | 0 | 0 | 2 | 0 | ON INACTIVE LIST | | | | | | | | | | | | | | | | |
| 11/21 | at L.A. Chargers | 1 | 0 | 1 | 0 | 0 | 0.0 | 0.0 | 0 | 0 | 0 | 0 | ON INACTIVE LIST | | | | | | | | | | | | 2 | 0 | 2 | 0 | 0 | 0.0 | 0.0 | 0 | 0 | 0 | 0 | 0 | 0 | 0 | 0 | 0 | |
| 11/28 | at Cincinnati | 0 | 2 | 2 | 0 | 0 | 0.0 | 0.0 | 0 | 0 | 0 | 1 | 0 | 1 | 1 | 2 | 0 | 0 | 0.0 | 0.0 | 0 | 0 | 0 | 0 | 0 | 1 | 0 | 1 | 1 | 1 | 0.0 | 0.0 | 0 | 0 | 0 | 0 | 0 | 1 | | | |
| 12/05 | Baltimore | 1 | 1 | 2 | 0 | 0 | 0.0 | 0.0 | 0 | 0 | 0 | 0 | 5 | 1 | 6 | 3 | 8 | 3.5 | 12.0 | 0 | 0 | 1 | 6 | 0 | 5 | 0 | 5 | 0 | 0 | 0.0 | 0.0 | 0 | 0 | 0 | 0 | 0 | 1 | | | | |
| 12/09 | at Minnesota | 0 | 2 | 2 | 0 | 0 | 0.0 | 0.0 | 0 | 0 | 0 | 0 | 0 | 1 | 1 | 0 | 0 | 0.0 | 0.0 | 0 | 0 | 0 | 1 | 0 | 4 | 0 | 4 | 0 | 0 | 0.0 | 0.0 | 2 | 0 | 0 | 0 | 0 | 3 | | | | |
| 12/19 | Tennessee | 1 | 2 | 3 | 0 | 0 | 1.0 | 8.0 | 0 | 0 | 1 | 0 | 0 | 4 | 1 | 5 | 1 | 10 | 1.5 | 15.0 | 0 | 1 | 0 | 3 | 0 | 2 | 0 | 2 | 0 | 0 | 0.0 | 0.0 | 0 | 0 | 0 | 0 | 0 | | | | |
| 12/26 | at Kansas City | | | | | | | | | | | | | | | | | | | | | | | | | | | | | | | | | | | | | | | | |
| 01/03 | Cleveland | | | | | | | | | | | | | | | | | | | | | | | | | | | | | | | | | | | | | | | | |
| 01/09 | at Baltimore | | | | | | | | | | | | | | | | | | | | | | | | | | | | | | | | | | | | | | | | |
| TOTALS | | 4 | 7 | 11 | 0 | 0 | 1.0 | 8.0 | 0 | 0 | 1 | 1 | 0 | 39 | 14 | 53 | 17 | 72 | 17.5 | 83.5 | 0 | 3 | 4 | 30 | 4 | 14 | 0 | 14 | 1 | 1 | 0.0 | 0.0 | 2 | 0 | 0 | 0 | 5 | | | | |

| | | CHRIS WORMLEY | | | | | | | | | | | |
|--------|------------------|---------------|----|----|-----|----|-----|------|-----|----|----|----|----|
| DATE | OPP. | S | A | TK | TFL | Y | SK | SKY | INT | FR | FF | PR | PD |
| 09/12 | at Buffalo | 0 | 1 | 1 | 0 | 0 | 0.0 | 0.0 | 0 | 0 | 0 | 0 | 0 |
| 09/19 | Las Vegas | 1 | 0 | 1 | 0 | 0 | 0.0 | 0.0 | 0 | 0 | 0 | 0 | 1 |
| 09/26 | Cincinnati | 2 | 2 | 4 | 0 | 0 | 0.0 | 0.0 | 0 | 0 | 0 | 0 | 0 |
| 10/03 | at Green Bay | 3 | 1 | 4 | 0 | 0 | 0.0 | 0.0 | 0 | 0 | 1 | 0 | 0 |
| 10/10 | Denver | 1 | 0 | 1 | 0 | 0 | 0.0 | 0.0 | 0 | 0 | 0 | 0 | 0 |
| 10/17 | Seattle | 2 | 3 | 5 | 0 | 0 | 0.5 | 7.5 | 0 | 0 | 0 | 0 | 1 |
| 10/31 | at Cleveland | 2 | 2 | 4 | 1 | 5 | 1.0 | 5.0 | 0 | 0 | 0 | 0 | 1 |
| 11/08 | Chicago | 0 | 1 | 1 | 0 | 0 | 0.0 | 0.0 | 0 | 0 | 0 | 0 | 0 |
| 11/14 | Detroit | 2 | 1 | 3 | 0 | 0 | 0.0 | 0.0 | 0 | 0 | 0 | 0 | 0 |
| 11/21 | at L.A. Chargers | 3 | 1 | 4 | 0 | 0 | 0.0 | 0.0 | 0 | 0 | 0 | 0 | 0 |
| 11/28 | at Cincinnati | 2 | 2 | 4 | 1 | 12 | 1.0 | 12.0 | 0 | 0 | 0 | 1 | 0 |
| 12/05 | Baltimore | 3 | 2 | 5 | 2 | 18 | 2.5 | 19.0 | 0 | 0 | 0 | 3 | 0 |
| 12/09 | at Minnesota | 1 | 1 | 2 | 0 | 0 | 0.0 | 0.0 | 0 | 0 | 0 | 2 | 0 |
| 12/19 | Tennessee | 4 | 1 | 5 | 1 | 8 | 1.0 | 8.0 | 0 | 0 | 0 | 1 | 0 |
| 12/26 | at Kansas City | | | | | | | | | | | | |
| 01/03 | Cleveland | | | | | | | | | | | | |
| 01/09 | at Baltimore | | | | | | | | | | | | |
| TOTALS | | 26 | 18 | 44 | 5 | 43 | 6.0 | 51.5 | 0 | 0 | 1 | 9 | 2 |

| 2021 REGULAR SEASON INDIVIDUAL GAME-BY-GAME STATS | | | | | | | | | | | | | | | | |
|---|------------------|---------------|-----|-----|----|----|------------------|-----|-----|----|----|--------------------|-----|------|----|----|
| FUMBLE RETURNS: | | CHRIS BOSWELL | | | | | DEVIN BUSH | | | | | MINKAH FITZPATRICK | | | | |
| DATE | OPP | NO. | YDS | AVG | LG | TD | NO. | YDS | AVG | LG | TD | NO. | YDS | AVG | LG | TD |
| 09/12 | at Buffalo | 0 | 0 | 0.0 | -- | 0 | 0 | 0 | 0.0 | -- | 0 | 0 | 0 | 0.0 | -- | 0 |
| 09/19 | Las Vegas | 0 | 0 | 0.0 | -- | 0 | ON INACTIVE LIST | | | | | 0 | 0 | 0.0 | -- | 0 |
| 09/26 | Cincinnati | 0 | 0 | 0.0 | -- | 0 | 0 | 0 | 0.0 | -- | 0 | 0 | 0.0 | -- | 0 | 0 |
| 10/03 | at Green Bay | 0 | 0 | 0.0 | -- | 0 | 0 | 0 | 0.0 | -- | 0 | 0 | 0 | 0.0 | -- | 0 |
| 10/10 | Denver | 0 | 0 | 0.0 | -- | 0 | 0 | 0 | 0.0 | -- | 0 | 0 | 0 | 0.0 | -- | 0 |
| 10/17 | Seattle | 0 | 0 | 0.0 | -- | 0 | 1 | 0 | 0.0 | -- | 0 | 0 | 0 | 0.0 | -- | 0 |
| 10/31 | at Cleveland | 0 | 0 | 0.0 | -- | 0 | 0 | 0 | 0.0 | -- | 0 | 0 | 0 | 0.0 | -- | 0 |
| 11/08 | Chicago | 1 | 0 | 0.0 | -- | 0 | 0 | 0 | 0.0 | -- | 0 | 0 | 0 | 0.0 | -- | 0 |
| 11/14 | Detroit | 0 | 0 | 0.0 | -- | 0 | 0 | 0 | 0.0 | -- | 0 | 0 | 0 | 0.0 | -- | 0 |
| 11/21 | at L.A. Chargers | 0 | 0 | 0.0 | -- | 0 | 0 | 0 | 0.0 | -- | 0 | RESERVE/COVID-19 | | | | |
| 11/28 | at Cincinnati | 0 | 0 | 0.0 | -- | 0 | 0 | 0 | 0.0 | -- | 0 | 0 | 0 | 0.0 | -- | 0 |
| 12/05 | Baltimore | 0 | 0 | 0.0 | -- | 0 | 0 | 0 | 0.0 | -- | 0 | 0 | 0 | 0.0 | -- | 0 |
| 12/09 | at Minnesota | 0 | 0 | 0.0 | -- | 0 | 0 | 0 | 0.0 | -- | 0 | 0 | 0 | 0.0 | -- | 0 |
| 12/19 | Tennessee | 0 | 0 | 0.0 | -- | 0 | 0 | 0 | 0.0 | -- | 0 | 1 | -1 | -1.0 | -1 | 0 |
| 12/26 | at Kansas City | | | | | | | | | | | | | | | |
| 01/03 | Cleveland | | | | | | | | | | | | | | | |
| 01/09 | at Baltimore | | | | | | | | | | | | | | | |
| TOTALS | | 1 | 0 | 0.0 | -- | 0 | 1 | 0 | 0.0 | -- | 0 | 1 | -1 | -1.0 | -1 | 0 |

| FUMBLE RETURNS: | | CAMERON HEYWARD | | | | | T. J. WATT | | | | |
|-----------------|------------------|-----------------|-----|-----|----|----|------------------|-----|-----|----|----|
| DATE | OPP | NO. | YDS | AVG | LG | TD | NO. | YDS | AVG | LG | TD |
| 09/12 | at Buffalo | 1 | 0 | 0.0 | -- | 0 | 0 | 0 | 0.0 | -- | 0 |
| 09/19 | Las Vegas | 0 | 0 | 0.0 | -- | 0 | 0 | 0 | 0.0 | -- | 0 |
| 09/26 | Cincinnati | 0 | 0 | 0.0 | -- | 0 | ON INACTIVE LIST | | | | |
| 10/03 | at Green Bay | 0 | 0 | 0.0 | -- | 0 | 1 | 0 | 0.0 | -- | 0 |
| 10/10 | Denver | 0 | 0 | 0.0 | -- | 0 | 0 | 0 | 0.0 | -- | 0 |
| 10/17 | Seattle | 0 | 0 | 0.0 | -- | 0 | 0 | 0 | 0.0 | -- | 0 |
| 10/31 | at Cleveland | 0 | 0 | 0.0 | -- | 0 | 1 | 0 | 0.0 | -- | 0 |
| 11/08 | Chicago | 0 | 0 | 0.0 | -- | 0 | 0 | 0 | 0.0 | -- | 0 |
| 11/14 | Detroit | 0 | 0 | 0.0 | -- | 0 | 0 | 0 | 0.0 | -- | 0 |
| 11/21 | at L.A. Chargers | 0 | 0 | 0.0 | -- | 0 | ON INACTIVE LIST | | | | |
| 11/28 | at Cincinnati | 0 | 0 | 0.0 | -- | 0 | 0 | 0 | 0.0 | -- | 0 |
| 12/05 | Baltimore | 0 | 0 | 0.0 | -- | 0 | 0 | 0 | 0.0 | -- | 0 |
| 12/09 | at Minnesota | 0 | 0 | 0.0 | -- | 0 | 0 | 0 | 0.0 | -- | 0 |
| 12/19 | Tennessee | 0 | 0 | 0.0 | -- | 0 | 1 | 0 | 0.0 | -- | 0 |
| 12/26 | at Kansas City | | | | | | | | | | |
| 01/03 | Cleveland | | | | | | | | | | |
| 01/09 | at Baltimore | | | | | | | | | | |
| TOTALS | | 1 | 0 | 0.0 | -- | 0 | 3 | 0 | 0.0 | -- | 0 |

| 2021 REGULAR SEASON INDIVIDUAL GAME-BY-GAME STATS | | | | | | | | | | | | | | | | |
|---|------------------|-----------------|-----|------|----|----|--------------------|-----|------|----|----|-----------------|-----|-----|----|----|
| INTERCEPTION RETURNS: | | TERRELL EDMUNDS | | | | | MINKAH FITZPATRICK | | | | | CAMERON HEYWARD | | | | |
| DATE | OPP | NO. | YDS | AVG | LG | TD | NO. | YDS | AVG | LG | TD | NO. | YDS | AVG | LG | TD |
| 09/12 | at Buffalo | 0 | 0 | 0.0 | -- | 0 | 0 | 0 | 0.0 | -- | 0 | 0 | 0 | 0.0 | -- | 0 |
| 09/19 | Las Vegas | 0 | 0 | 0.0 | -- | 0 | 0 | 0 | 0.0 | -- | 0 | 0 | 0 | 0.0 | -- | 0 |
| 09/26 | Cincinnati | 1 | 15 | 15.0 | 15 | 0 | 0 | 0 | 0.0 | -- | 0 | 0 | 0 | 0.0 | -- | 0 |
| 10/03 | at Green Bay | 0 | 0 | 0.0 | -- | 0 | 0 | 0 | 0.0 | -- | 0 | 0 | 0 | 0.0 | -- | 0 |
| 10/10 | Denver | 0 | 0 | 0.0 | -- | 0 | 0 | 0 | 0.0 | -- | 0 | 0 | 0 | 0.0 | -- | 0 |
| 10/17 | Seattle | 0 | 0 | 0.0 | -- | 0 | 0 | 0 | 0.0 | -- | 0 | 0 | 0 | 0.0 | -- | 0 |
| 10/31 | at Cleveland | 0 | 0 | 0.0 | -- | 0 | 0 | 0 | 0.0 | -- | 0 | 0 | 0 | 0.0 | -- | 0 |
| 11/08 | Chicago | 0 | 0 | 0.0 | -- | 0 | 0 | 0 | 0.0 | -- | 0 | 1 | 0 | 0.0 | -- | 0 |
| 11/14 | Detroit | 0 | 0 | 0.0 | -- | 0 | 0 | 0 | 0.0 | -- | 0 | 0 | 0 | 0.0 | -- | 0 |
| 11/21 | at L.A. Chargers | 0 | 0 | 0.0 | -- | 0 | RESERVE/COVID-19 | | | | | 0 | 0 | 0.0 | -- | 0 |
| 11/28 | at Cincinnati | 0 | 0 | 0.0 | -- | 0 | 1 | 18 | 18.0 | 18 | 0 | 0 | 0 | 0.0 | -- | 0 |
| 12/05 | Baltimore | 0 | 0 | 0.0 | -- | 0 | 1 | 0 | 0.0 | -- | 0 | 0 | 0 | 0.0 | -- | 0 |
| 12/09 | at Minnesota | 0 | 0 | 0.0 | -- | 0 | 0 | 0 | 0.0 | -- | 0 | 0 | 0 | 0.0 | -- | 0 |
| 12/19 | Tennessee | 0 | 0 | 0.0 | -- | 0 | 0 | 0 | 0.0 | -- | 0 | 0 | 0 | 0.0 | -- | 0 |
| 12/26 | at Kansas City | | | | | | | | | | | | | | | |
| 01/03 | Cleveland | | | | | | | | | | | | | | | |
| 01/09 | at Baltimore | | | | | | | | | | | | | | | |
| TOTALS | | 1 | 15 | 15.0 | 15 | 0 | 2 | 18 | 9.0 | 18 | 0 | 1 | 0 | 0.0 | -- | 0 |

| INTERCEPTION RETURNS: | | JOE SCHOBERT | | | | | CAMERON SUTTON | | | | | AHKELLO WITHERSPOON | | | | |
|-----------------------|------------------|--------------|-----|------|----|----|------------------|-----|-----|----|----|---------------------|-----|------|----|----|
| DATE | OPP | NO. | YDS | AVG | LG | TD | NO. | YDS | AVG | LG | TD | NO. | YDS | AVG | LG | TD |
| 09/12 | at Buffalo | 0 | 0 | 0.0 | -- | 0 | 0 | 0 | 0.0 | -- | 0 | ON INACTIVE LIST | | | | |
| 09/19 | Las Vegas | 0 | 0 | 0.0 | -- | 0 | 0 | 0 | 0.0 | -- | 0 | 0 | 0 | 0.0 | -- | 0 |
| 09/26 | Cincinnati | 0 | 0 | 0.0 | -- | 0 | 0 | 0 | 0.0 | -- | 0 | ON INACTIVE LIST | | | | |
| 10/03 | at Green Bay | 0 | 0 | 0.0 | -- | 0 | 0 | 0 | 0.0 | -- | 0 | ON INACTIVE LIST | | | | |
| 10/10 | Denver | 0 | 0 | 0.0 | -- | 0 | ON INACTIVE LIST | | | | | ON INACTIVE LIST | | | | |
| 10/17 | Seattle | 0 | 0 | 0.0 | -- | 0 | 0 | 0 | 0.0 | -- | 0 | ON INACTIVE LIST | | | | |
| 10/31 | at Cleveland | 0 | 0 | 0.0 | -- | 0 | 0 | 0 | 0.0 | -- | 0 | ON INACTIVE LIST | | | | |
| 11/08 | Chicago | 0 | 0 | 0.0 | -- | 0 | 0 | 0 | 0.0 | -- | 0 | ON INACTIVE LIST | | | | |
| 11/14 | Detroit | 0 | 0 | 0.0 | -- | 0 | 0 | 0 | 0.0 | -- | 0 | ON INACTIVE LIST | | | | |
| 11/21 | at L.A. Chargers | 0 | 0 | 0.0 | -- | 0 | 1 | 4 | 4.0 | 4 | 0 | 0 | 0 | 0.0 | -- | 0 |
| 11/28 | at Cincinnati | 0 | 0 | 0.0 | -- | 0 | 0 | 0 | 0.0 | -- | 0 | 0 | 0 | 0.0 | -- | 0 |
| 12/05 | Baltimore | 0 | 0 | 0.0 | -- | 0 | 0 | 0 | 0.0 | -- | 0 | 0 | 0 | 0.0 | -- | 0 |
| 12/09 | at Minnesota | 0 | 0 | 0.0 | -- | 0 | 0 | 0 | 0.0 | -- | 0 | 2 | 45 | 22.5 | 41 | 0 |
| 12/19 | Tennessee | 1 | 23 | 23.0 | 23 | 0 | 0 | 0 | 0.0 | -- | 0 | 0 | 0 | 0.0 | -- | 0 |
| 12/26 | at Kansas City | | | | | | | | | | | | | | | |
| 01/03 | Cleveland | | | | | | | | | | | | | | | |
| 01/09 | at Baltimore | | | | | | | | | | | | | | | |
| TOTALS | | 1 | 23 | 23.0 | 23 | 0 | 1 | 4 | 4.0 | 4 | 0 | 2 | 45 | 22.5 | 41 | 0 |

| 2021 REGULAR SEASON INDIVIDUAL SPECIAL TEAMS GAME-BY-GAME STATS | | | | | | | | | | | | | |
|---|------------------|--------------|-----|-----|---------------|-----|-----|---------------------|-----|-----|---------------------|-----|-----|
| | | MARCUS ALLEN | | | CHRIS BOSWELL | | | ULYSEES GILBERT III | | | PRESSLEY HARVIN III | | |
| DATE | OPP. | TKL | AST | TOT | TKL | AST | TOT | TKL | AST | TOT | TKL | AST | TOT |
| 09/12 | at Buffalo | 0 | 0 | 0 | 0 | 0 | 0 | 1 | 0 | 1 | 0 | 0 | 0 |
| 09/19 | Las Vegas | 0 | 0 | 0 | 0 | 0 | 0 | 0 | 0 | 0 | 0 | 0 | 0 |
| 09/26 | Cincinnati | 0 | 0 | 0 | 0 | 0 | 0 | 0 | 0 | 0 | 0 | 0 | 0 |
| 10/03 | at Green Bay | 0 | 0 | 0 | 0 | 0 | 0 | 0 | 0 | 0 | 0 | 0 | 0 |
| 10/10 | Denver | 0 | 0 | 0 | 0 | 0 | 0 | 0 | 1 | 1 | 0 | 0 | 0 |
| 10/17 | Seattle | 0 | 0 | 0 | 0 | 0 | 0 | 0 | 1 | 1 | 0 | 0 | 0 |
| 10/31 | at Cleveland | 0 | 0 | 0 | 0 | 0 | 0 | 0 | 0 | 0 | 0 | 0 | 0 |
| 11/08 | Chicago | 0 | 0 | 0 | 0 | 0 | 0 | 1 | 0 | 1 | 0 | 0 | 0 |
| 11/14 | Detroit | 1 | 0 | 1 | 0 | 0 | 0 | 0 | 1 | 1 | 1 | 0 | 1 |
| 11/21 | at L.A. Chargers | 1 | 0 | 1 | 0 | 0 | 0 | 0 | 0 | 0 | 0 | 0 | 0 |
| 11/28 | at Cincinnati | 0 | 0 | 0 | 0 | 0 | 0 | 0 | 0 | 0 | 0 | 0 | 0 |
| 12/05 | Baltimore | 0 | 0 | 0 | 0 | 0 | 0 | 0 | 0 | 0 | 0 | 0 | 0 |
| 12/09 | at Minnesota | 0 | 0 | 0 | 0 | 0 | 0 | 1 | 0 | 1 | 0 | 0 | 0 |
| 12/19 | Tennessee | 0 | 0 | 0 | 0 | 0 | 0 | 1 | 0 | 1 | 0 | 0 | 0 |
| 12/26 | at Kansas City | | | | | | | | | | | | |
| 01/03 | Cleveland | | | | | | | | | | | | |
| 01/09 | at Baltimore | | | | | | | | | | | | |
| TOTALS | | 2 | 0 | 2 | 0 | 0 | 0 | 4 | 3 | 7 | 1 | 0 | 1 |

| DATE | OPP | BUDDY JOHNSON | | | JAMIR JONES | | | MILES KILLEBREW | | | CHRISTIAN KUNTZ | | |
|--------|------------------|---------------------------|-----|-----|---------------|-----|-----|-----------------|-----|-----|-----------------|-----|-----|
| | | TKL | AST | TOT | TKL | AST | TOT | TKL | AST | TOT | TKL | AST | TOT |
| 09/12 | at Buffalo | 0 | 0 | 0 | 0 | 0 | 0 | 0 | 0 | 0 | 0 | 0 | 0 |
| 09/19 | Las Vegas | 0 | 0 | 0 | 1 | 0 | 1 | 0 | 0 | 0 | 0 | 0 | 0 |
| 09/26 | Cincinnati | DID NOT PLAY (NON-INJURY) | | | 1 | 0 | 1 | 0 | 0 | 0 | 0 | 0 | 0 |
| 10/03 | at Green Bay | ON INACTIVE LIST | | | NOT ON ROSTER | | | 1 | 1 | 2 | 1 | 0 | 1 |
| 10/10 | Denver | ON INACTIVE LIST | | | NOT ON ROSTER | | | 0 | 0 | 0 | 1 | 0 | 1 |
| 10/17 | Seattle | ON INACTIVE LIST | | | NOT ON ROSTER | | | 0 | 1 | 1 | 0 | 0 | 0 |
| 10/31 | at Cleveland | ON INACTIVE LIST | | | NOT ON ROSTER | | | 2 | 0 | 2 | 0 | 0 | 0 |
| 11/08 | Chicago | ON INACTIVE LIST | | | NOT ON ROSTER | | | 0 | 0 | 0 | 0 | 0 | 0 |
| 11/14 | Detroit | ON INACTIVE LIST | | | NOT ON ROSTER | | | 0 | 0 | 0 | 0 | 0 | 0 |
| 11/21 | at L.A. Chargers | ON INACTIVE LIST | | | NOT ON ROSTER | | | 1 | 0 | 1 | 0 | 0 | 0 |
| 11/28 | at Cincinnati | ON INACTIVE LIST | | | NOT ON ROSTER | | | 0 | 0 | 0 | 0 | 0 | 0 |
| 12/05 | Baltimore | 1 | 0 | 1 | NOT ON ROSTER | | | 0 | 1 | 1 | 0 | 0 | 0 |
| 12/09 | at Minnesota | 1 | 0 | 1 | NOT ON ROSTER | | | 0 | 0 | 0 | 0 | 0 | 0 |
| 12/19 | Tennessee | ON INACTIVE LIST | | | NOT ON ROSTER | | | 0 | 0 | 0 | 0 | 0 | 0 |
| 12/26 | at Kansas City | | | | | | | | | | | | |
| 01/03 | Cleveland | | | | | | | | | | | | |
| 01/09 | at Baltimore | | | | | | | | | | | | |
| TOTALS | | 2 | 0 | 2 | 2 | 0 | 2 | 4 | 3 | 7 | 2 | 0 | 2 |

| DATE | OPP | JUSTIN LAYNE | | | ARTHUR MAULET | | | TRE NORWOOD | | | JAMES PIERRE | | |
|--------|------------------|--------------|-----|-----|---------------|-----|-----|-------------|-----|-----|--------------|-----|-----|
| | | TKL | AST | TOT | TKL | AST | TOT | TKL | AST | TOT | TKL | AST | TOT |
| 09/12 | at Buffalo | 0 | 1 | 1 | 1 | 0 | 1 | 1 | 0 | 1 | 0 | 1 | 1 |
| 09/19 | Las Vegas | 0 | 1 | 1 | 0 | 0 | 0 | 0 | 0 | 0 | 0 | 1 | 1 |
| 09/26 | Cincinnati | 1 | 0 | 1 | 0 | 0 | 0 | 0 | 0 | 0 | 1 | 0 | 1 |
| 10/03 | at Green Bay | 0 | 0 | 0 | 0 | 0 | 0 | 0 | 0 | 0 | 0 | 0 | 0 |
| 10/10 | Denver | 1 | 0 | 1 | 0 | 0 | 0 | 0 | 0 | 0 | 0 | 0 | 0 |
| 10/17 | Seattle | 1 | 0 | 1 | 0 | 0 | 0 | 0 | 0 | 0 | 0 | 1 | 1 |
| 10/31 | at Cleveland | 0 | 0 | 0 | 0 | 0 | 0 | 0 | 0 | 0 | 0 | 0 | 0 |
| 11/08 | Chicago | 2 | 0 | 2 | 0 | 0 | 0 | 0 | 0 | 0 | 1 | 0 | 1 |
| 11/14 | Detroit | 1 | 0 | 1 | 0 | 0 | 0 | 0 | 0 | 0 | 0 | 2 | 2 |
| 11/21 | at L.A. Chargers | 0 | 0 | 0 | 0 | 0 | 0 | 0 | 0 | 0 | 0 | 0 | 0 |
| 11/28 | at Cincinnati | 1 | 0 | 1 | 0 | 0 | 0 | 0 | 0 | 0 | 0 | 0 | 0 |
| 12/05 | Baltimore | 0 | 0 | 0 | 0 | 0 | 0 | 0 | 1 | 1 | 0 | 1 | 1 |
| 12/09 | at Minnesota | 0 | 0 | 0 | 0 | 0 | 0 | 0 | 0 | 0 | 0 | 0 | 0 |
| 12/19 | Tennessee | 1 | 0 | 1 | 0 | 0 | 0 | 0 | 0 | 0 | 2 | 0 | 2 |
| 12/26 | at Kansas City | | | | | | | | | | | | |
| 01/03 | Cleveland | | | | | | | | | | | | |
| 01/09 | at Baltimore | | | | | | | | | | | | |
| TOTALS | | 8 | 2 | 10 | 1 | 0 | 1 | 1 | 1 | 2 | 4 | 6 | 10 |

| DATE | OPP | BENNY SHELL JR. | | | ROBERT SPILLANE | | | DERREK TUSZKA | | | DEREK WATT | | |
|--------|------------------|-----------------|-----|-----|------------------|-----|-----|----------------|-----|-----|------------|-----|-----|
| | | TKL | AST | TOT | TKL | AST | TOT | TKL | AST | TOT | TKL | AST | TOT |
| 09/12 | at Buffalo | 0 | 1 | 1 | ON INACTIVE LIST | | | PRACTICE SQUAD | | | 1 | 0 | 1 |
| 09/19 | Las Vegas | 0 | 0 | 0 | 0 | 2 | 2 | PRACTICE SQUAD | | | 0 | 0 | 0 |
| 09/26 | Cincinnati | 0 | 0 | 0 | 0 | 0 | 0 | PRACTICE SQUAD | | | 1 | 0 | 1 |
| 10/03 | at Green Bay | 0 | 0 | 0 | 1 | 0 | 1 | 0 | 0 | 0 | 1 | 0 | 1 |
| 10/10 | Denver | 0 | 0 | 0 | 0 | 0 | 0 | 1 | 0 | 1 | 0 | 1 | 1 |
| 10/17 | Seattle | 1 | 0 | 1 | 1 | 0 | 1 | 0 | 0 | 0 | 2 | 0 | 2 |
| 10/31 | at Cleveland | 0 | 0 | 0 | 1 | 0 | 1 | 0 | 0 | 0 | 0 | 0 | 0 |
| 11/08 | Chicago | 0 | 0 | 0 | 0 | 0 | 0 | 0 | 0 | 0 | 1 | 0 | 1 |
| 11/14 | Detroit | 0 | 1 | 1 | 1 | 1 | 2 | 0 | 0 | 0 | 1 | 0 | 1 |
| 11/21 | at L.A. Chargers | 0 | 0 | 0 | 1 | 1 | 2 | 0 | 0 | 0 | 1 | 0 | 1 |
| 11/28 | at Cincinnati | 1 | 0 | 1 | 0 | 0 | 0 | 0 | 0 | 0 | 1 | 0 | 1 |
| 12/05 | Baltimore | 0 | 0 | 0 | RESERVE/COVID-19 | | | 0 | 0 | 0 | 0 | 1 | 1 |
| 12/09 | at Minnesota | 0 | 0 | 0 | INACTIVE | | | 0 | 0 | 0 | 1 | 0 | 1 |
| 12/19 | Tennessee | 1 | 0 | 1 | 0 | 1 | 1 | 0 | 0 | 0 | 0 | 0 | 0 |
| 12/26 | at Kansas City | | | | | | | | | | | | |
| 01/03 | Cleveland | | | | | | | | | | | | |
| 01/09 | at Baltimore | | | | | | | | | | | | |
| TOTALS | | 3 | 2 | 5 | 5 | 5 | 10 | 1 | 0 | 1 | 9 | 2 | 11 |

| DATE | OPP | CODY WHITE | | |
|--------|------------------|----------------|-----|-----|
| | | TKL | AST | TOT |
| 09/12 | at Buffalo | PRACTICE SQUAD | | |
| 09/19 | Las Vegas | PRACTICE SQUAD | | |
| 09/26 | Cincinnati | 0 | 0 | 0 |
| 10/03 | at Green Bay | 0 | 0 | 0 |
| 10/10 | Denver | 0 | 0 | 0 |
| 10/17 | Seattle | 0 | 0 | 0 |
| 10/31 | at Cleveland | 0 | 0 | 0 |
| 11/08 | Chicago | 1 | 1 | 2 |
| 11/14 | Detroit | 0 | 1 | 1 |
| 11/21 | at L.A. Chargers | 0 | 0 | 0 |
| 11/28 | at Cincinnati | 0 | 0 | 0 |
| 12/05 | Baltimore | 1 | 0 | 1 |
| 12/09 | at Minnesota | 0 | 0 | 0 |
| 12/19 | Tennessee | 0 | 0 | 0 |
| 12/26 | at Kansas City | | | |
| 01/03 | Cleveland | | | |
| 01/09 | at Baltimore | | | |
| TOTALS | | 2 | 2 | 4 |

| 2021 REGULAR SEASON INDIVIDUAL GAME-BY-GAME STATS | | | | | | | | |
|---|------------------|---------------------|-------|------|----|-------|----|------|
| PASSING: | | PRESSLEY HARVIN III | | | | | | |
| DATE | OPP | NO. | YDS | AVG | TB | IN 20 | LG | NET |
| 09/12 | at Buffalo | 5 | 207 | 41.4 | 0 | 2 | 51 | 41.2 |
| 09/19 | Las Vegas | 4 | 197 | 49.3 | 0 | 3 | 59 | 42.8 |
| 09/26 | Cincinnati | 4 | 162 | 40.5 | 0 | 1 | 50 | 38.3 |
| 10/03 | at Green Bay | 3 | 102 | 34.0 | 0 | 1 | 45 | 34.0 |
| 10/10 | Denver | 2 | 119 | 59.5 | 0 | 0 | 63 | 46.5 |
| 10/17 | Seattle | 7 | 335 | 47.9 | 1 | 4 | 58 | 42.1 |
| 10/31 | at Cleveland | 4 | 176 | 44.0 | 0 | 1 | 56 | 43.8 |
| 11/08 | Chicago | 5 | 196 | 39.2 | 1 | 2 | 46 | 35.2 |
| 11/14 | Detroit | 6 | 280 | 46.7 | 1 | 3 | 61 | 31.5 |
| 11/21 | at L.A. Chargers | 1 | 46 | 46.0 | 0 | 0 | 46 | 47.0 |
| 11/28 | at Cincinnati | 5 | 190 | 38.0 | 0 | 2 | 42 | 34.6 |
| 12/05 | Baltimore | 5 | 217 | 43.4 | 0 | 1 | 64 | 41.0 |
| 12/09 | at Minnesota | 6 | 258 | 43.0 | 0 | 1 | 49 | 37.8 |
| 12/19 | Tennessee | 5 | 199 | 39.8 | 0 | 1 | 51 | 30.2 |
| 12/26 | at Kansas City | | | | | | | |
| 01/03 | Cleveland | | | | | | | |
| 01/09 | at Baltimore | | | | | | | |
| TOTALS | | 62 | 2,684 | 43.3 | 3 | 22 | 64 | 38.1 |

| 2021 REGULAR SEASON INDIVIDUAL GAME-BY-GAME STATS | | | | | | | | | | | |
|---|------------------|---------------|-------|-------|-------|-----|-------|-----|-----|--------|----|
| FIELD GOALS: | | CHRIS BOSWELL | | | | | | | | | |
| DATE | OPP. | 0-19 | 20-29 | 30-39 | 40-49 | 50+ | TOTAL | FGM | FGA | PCT | L6 |
| 09/12 | at Buffalo | 0/0 | 2/2 | 0/0 | 1/1 | 0/0 | 3/3 | 3 | 3 | 100.0% | 45 |
| 09/19 | Las Vegas | 0/0 | 0/0 | 0/0 | 0/0 | 1/1 | 1/1 | 1 | 1 | 100.0% | 56 |
| 09/26 | Cincinnati | 0/0 | 1/1 | 0/0 | 0/1 | 0/0 | 1/2 | 1 | 2 | 50.0% | 26 |
| 10/03 | at Green Bay | 0/0 | 0/0 | 0/0 | 0/0 | 1/1 | 1/1 | 1 | 1 | 100.0% | 52 |
| 10/10 | Denver | 0/0 | 0/0 | 0/0 | 2/2 | 0/0 | 2/2 | 2 | 2 | 100.0% | 48 |
| 10/17 | Seattle | 0/0 | 1/1 | 1/1 | 0/0 | 1/1 | 3/3 | 3 | 3 | 100.0% | 52 |
| 10/31 | at Cleveland | 0/0 | 0/0 | 1/1 | 0/0 | 0/0 | 1/1 | 1 | 1 | 100.0% | 31 |
| 11/08 | Chicago | 0/0 | 0/0 | 0/0 | 1/1 | 2/2 | 3/3 | 3 | 3 | 100.0% | 54 |
| 11/14 | Detroit | 0/0 | 2/2 | 0/0 | 0/0 | 1/1 | 3/3 | 3 | 3 | 100.0% | 51 |
| 11/21 | at L.A. Chargers | 0/0 | 0/0 | 2/2 | 1/1 | 0/0 | 3/3 | 3 | 3 | 100.0% | 45 |
| 11/28 | at Cincinnati | 0/0 | 0/0 | 0/0 | 1/1 | 0/0 | 1/1 | 1 | 1 | 100.0% | 40 |
| 12/05 | Baltimore | 0/0 | 0/0 | 0/0 | 1/1 | 1/1 | 2/2 | 2 | 2 | 100.0% | 53 |
| 12/09 | at Minnesota | 0/0 | 0/0 | 0/0 | 0/1 | 0/0 | 0/1 | 0 | 1 | 0.0% | 0 |
| 12/19 | Tennessee | 0/0 | 1/1 | 1/1 | 2/2 | 0/1 | 4/5 | 4 | 5 | 80.0% | 48 |
| 12/26 | at Kansas City | | | | | | | | | | |
| 01/03 | Cleveland | | | | | | | | | | |
| 01/09 | at Baltimore | | | | | | | | | | |
| TOTALS | | 0/0 | 7/7 | 5/5 | 9/11 | 7/8 | 28/31 | 28 | 31 | 90.3% | 56 |

| 2021 REGULAR SEASON INDIVIDUAL GAME-BY-GAME STATS | | | | | | | | | | | | | |
|---|------------------|------------------|-----|------|----|----|----|---|-----|------|----|----|----|
| KICKOFF RETURNS: | | RAY-RAY MCCLOUD | | | | | | ANTHONY MCFARLAND JR. | | | | | |
| DATE | OPP. | NO. | YDS | AVG | LG | FC | TD | NO. | YDS | AVG | LG | FC | TD |
| 09/12 | at Buffalo | 0 | 0 | 0.0 | 0 | 0 | 0 | INJURED RESERVE | | | | | |
| 09/19 | Las Vegas | 4 | 92 | 23.0 | 28 | 0 | 0 | INJURED RESERVE | | | | | |
| 09/26 | Cincinnati | 1 | 22 | 22.0 | 22 | 0 | 0 | INJURED RESERVE | | | | | |
| 10/03 | at Green Bay | 3 | 99 | 33.0 | 40 | 0 | 0 | INJURED RESERVE | | | | | |
| 10/10 | Denver | 2 | 35 | 17.5 | 20 | 0 | 0 | INJURED RESERVE | | | | | |
| 10/17 | Seattle | 3 | 73 | 24.3 | 37 | 0 | 0 | INJURED RESERVE - DESIGNATED FOR RETURN | | | | | |
| 10/31 | at Cleveland | 2 | 44 | 22.0 | 25 | 0 | 0 | 0 | 0 | 0.0 | 0 | 0 | 0 |
| 11/08 | Chicago | 2 | 40 | 20.0 | 21 | 0 | 0 | ON INACTIVE LIST | | | | | |
| 11/14 | Detroit | 2 | 35 | 17.5 | 21 | 0 | 0 | ON INACTIVE LIST | | | | | |
| 11/21 | at L.A. Chargers | 2 | 63 | 31.5 | 33 | 0 | 0 | ON INACTIVE LIST | | | | | |
| 11/28 | at Cincinnati | RESERVE/COVID-19 | | | | | | 3 | 73 | 24.3 | 25 | 0 | 0 |
| 12/05 | Baltimore | 3 | 46 | 15.3 | 19 | 0 | 0 | ON INACTIVE LIST | | | | | |
| 12/09 | at Minnesota | 3 | 62 | 20.7 | 23 | 0 | 0 | INACTIVE | | | | | |
| 12/19 | Tennessee | 2 | 38 | 19.0 | 20 | 0 | 0 | ON INACTIVE LIST | | | | | |
| 12/26 | at Kansas City | | | | | | | | | | | | |
| 01/03 | Cleveland | | | | | | | | | | | | |
| 01/09 | at Baltimore | | | | | | | | | | | | |
| TOTALS | | 29 | 649 | 22.4 | 40 | 0 | 0 | 3 | 73 | 24.3 | 25 | 0 | 0 |

| 2021 REGULAR SEASON INDIVIDUAL GAME-BY-GAME STATS | | | | | | | | | | | | | |
|---|------------------|------------------|-----|------|----|----|----|------------------|-----|-----|----|----|----|
| PUNT RETURNS: | | RAY-RAY MCCLOUD | | | | | | CAMERON SUTTON | | | | | |
| DATE | OPP. | NO. | YDS | AVG | LG | FC | TD | NO. | YDS | AVG | LG | FC | TD |
| 09/12 | at Buffalo | 1 | 5 | 5.0 | 5 | 0 | 0 | 0 | 0 | 0.0 | 0 | 0 | 0 |
| 09/19 | Las Vegas | 2 | 21 | 10.5 | 15 | 1 | 0 | 0 | 0 | 0.0 | 0 | 0 | 0 |
| 09/26 | Cincinnati | 1 | 14 | 14.0 | 14 | 2 | 0 | 0 | 0 | 0.0 | 0 | 0 | 0 |
| 10/03 | at Green Bay | 1 | 14 | 14.0 | 14 | 1 | 0 | 0 | 0 | 0.0 | 0 | 0 | 0 |
| 10/10 | Denver | 1 | 0 | 0.0 | 0 | 3 | 0 | ON INACTIVE LIST | | | | | |
| 10/17 | Seattle | 4 | 29 | 7.3 | 14 | 0 | 0 | 0 | 0 | 0.0 | 0 | 0 | 0 |
| 10/31 | at Cleveland | 2 | 29 | 14.5 | 19 | 0 | 0 | 0 | 0 | 0.0 | 0 | 0 | 0 |
| 11/08 | Chicago | 4 | 28 | 7.0 | 14 | 1 | 0 | 0 | 0 | 0.0 | 0 | 0 | 0 |
| 11/14 | Detroit | 6 | 54 | 9.0 | 13 | 1 | 0 | 0 | 0 | 0.0 | 0 | 0 | 0 |
| 11/21 | at L.A. Chargers | 0 | 0 | 0.0 | 0 | 0 | 0 | 0 | 0 | 0.0 | 0 | 0 | 0 |
| 11/28 | at Cincinnati | RESERVE/COVID-19 | | | | | | 2 | 3 | 1.5 | 3 | 0 | 0 |
| 12/05 | Baltimore | 4 | 33 | 8.3 | 14 | 0 | 0 | 0 | 0 | 0.0 | 0 | 0 | 0 |
| 12/09 | at Minnesota | 1 | 8 | 8.0 | 8 | 1 | 0 | 0 | 0 | 0.0 | 0 | 0 | 0 |
| 12/19 | Tennessee | 3 | 39 | 13.0 | 17 | 0 | 0 | 0 | 0 | 0.0 | 0 | 0 | 0 |
| 12/26 | at Kansas City | | | | | | | | | | | | |
| 01/03 | Cleveland | | | | | | | | | | | | |
| 01/09 | at Baltimore | | | | | | | | | | | | |
| TOTALS | | 30 | 274 | 9.1 | 19 | 10 | 0 | 2 | 3 | 1.5 | 3 | 0 | 0 |



WEEK 15
Tennessee Titans 13, Pittsburgh Steelers 19
59,521 🇺🇸 Heinz Field 🇺🇸 Dec 19, 2021



| | | | | | | |
|---------------------|----|---|---|---|---|----|
| Tennessee Titans | 10 | 3 | 0 | 0 | — | 13 |
| Pittsburgh Steelers | 0 | 3 | 7 | 9 | — | 19 |

SCORING DRIVES

| TEAM | QTR | TIME | SCORING PLAY | TEN | PIT |
|----------|-----|-------|--|-----|-----|
| Titans | 1 | 07:41 | R.Tannehill 1 yd. run (R.Bullock kick) (6:25, 2:29) | 7 | 0 |
| Titans | 1 | 01:13 | R.Bullock 26 yd. Field Goal (11:45, 4:54) | 10 | 0 |
| Steelers | 2 | 10:35 | C.Boswell 36 yd. Field Goal (5:18, 2:11) | 10 | 3 |
| Titans | 2 | 00:18 | R.Bullock 32 yd. Field Goal (19:64,10:17) | 13 | 3 |
| Steelers | 3 | 03:08 | B.Roethlisberger 1 yd. run (C.Boswell kick) (8:63, 3:59) | 13 | 10 |
| Steelers | 4 | 13:24 | C.Boswell 28 yd. Field Goal (7:31, 2:26) | 13 | 13 |
| Steelers | 4 | 07:20 | C.Boswell 46 yd. Field Goal (4:4, 1:56) | 13 | 16 |
| Steelers | 4 | 04:29 | C.Boswell 48 yd. Field Goal (4:5, 2:07) | 13 | 19 |

TENNESSEE TITANS

| PASSING | ATT | CP | YDS | SK/YD | TD | LG | INT | RTG |
|----------------|-----|----|-----|-------|----|----|-----|------|
| Ryan Tannehill | 32 | 23 | 153 | 4/36 | 0 | 18 | 1 | 68.9 |
| TOTAL | 32 | 23 | 153 | 4/36 | 0 | 18 | 1 | 68.9 |

| RUSHING | ATT | YDS | AVG | LG | TD |
|-------------------|-----|-----|-----|----|----|
| D'Onta Foreman | 22 | 108 | 4.9 | 20 | 0 |
| Dontrell Hilliard | 9 | 49 | 5.4 | 15 | 0 |
| Jeremy McNichols | 6 | 26 | 4.3 | 9 | 0 |
| Ryan Tannehill | 5 | 18 | 3.6 | 11 | 1 |
| TOTAL | 42 | 201 | 4.8 | 20 | 1 |

| RECEIVING | NO | YDS | AVG | LG | TD |
|-----------------------|----|-----|------|----|----|
| Nick Westbrook-Ikhine | 4 | 32 | 8.0 | 12 | 0 |
| Chester Rogers | 4 | 30 | 7.5 | 13 | 0 |
| Dontrell Hilliard | 4 | 10 | 2.5 | 5 | 0 |
| Jeremy McNichols | 3 | 25 | 8.3 | 11 | 0 |
| D'Onta Foreman | 2 | 27 | 13.5 | 18 | 0 |
| Anthony Firkser | 2 | 19 | 9.5 | 11 | 0 |
| Cody Hollister | 1 | 5 | 5.0 | 5 | 0 |
| Geoff Swaim | 1 | 5 | 5.0 | 5 | 0 |
| MyCole Pruitt | 1 | 1 | 1.0 | 1 | 0 |
| Racey McMath | 1 | -1 | -1.0 | -1 | 0 |
| TOTAL | 23 | 153 | 6.7 | 18 | 0 |

| TOP DEFENSE | TOT | SOLO | AST | SCK | YDS | INT |
|-----------------|-----|------|-----|-----|-----|-----|
| Zach Cunningham | 6 | 4 | 2 | 0.0 | 0.0 | 0 |
| Rashaan Evans | 5 | 3 | 2 | 0.0 | 0.0 | 0 |
| Elijah Molden | 4 | 3 | 1 | 0.0 | 0.0 | 0 |

| FIELD GOALS | FGM/FGA | PERCENT | RESULTS |
|---------------|---------|---------|----------|
| Randy Bullock | 2-2 | 100.0 | 26G, 32G |
| TOTAL | 2-2 | 100.0 | |

PITTSBURGH STEELERS

| PASSING | ATT | CP | YDS | SK/YD | TD | LG | INT | RTG |
|--------------------|-----|----|-----|-------|----|----|-----|------|
| Ben Roethlisberger | 25 | 16 | 148 | 3/15 | 0 | 19 | 0 | 80.1 |
| TOTAL | 25 | 16 | 148 | 3/15 | 0 | 19 | 0 | 80.1 |

| RUSHING | ATT | YDS | AVG | LG | TD |
|--------------------|-----|-----|------|----|----|
| Najee Harris | 12 | 18 | 1.5 | 7 | 0 |
| Diontae Johnson | 1 | 10 | 10.0 | 10 | 0 |
| Chase Claypool | 1 | 7 | 7.0 | 7 | 0 |
| Ben Roethlisberger | 3 | 0 | 0.0 | 1t | 1 |
| TOTAL | 17 | 35 | 2.1 | 10 | 1 |

| RECEIVING | NO | YDS | AVG | LG | TD |
|------------------|----|-----|------|----|----|
| Diontae Johnson | 5 | 38 | 7.6 | 16 | 0 |
| Pat Freiermuth | 4 | 37 | 9.3 | 14 | 0 |
| James Washington | 3 | 36 | 12.0 | 19 | 0 |
| Najee Harris | 2 | 8 | 4.0 | 5 | 0 |
| Zach Gentry | 1 | 17 | 17.0 | 17 | 0 |
| Ray-Ray McCloud | 1 | 0 | 0.0 | 0 | 0 |
| TOTAL | 16 | 148 | 9.3 | 19 | 0 |

| TOP DEFENSE | TOT | SOLO | AST | SCK | YDS | INT |
|--------------------|-----|------|-----|-----|-----|-----|
| Minkah Fitzpatrick | 14 | 12 | 2 | 0.0 | 0.0 | 0 |
| Terrell Edmunds | 10 | 7 | 3 | 0.0 | 0.0 | 0 |
| Joe Schobert | 7 | 4 | 3 | 0.0 | 0.0 | 1 |

| FIELD GOALS | FGM/FGA | PERCENT | RESULTS |
|---------------|---------|---------|--------------------------|
| Chris Boswell | 4-5 | 80.0 | 36G, 56SH, 28G, 46G, 48G |
| TOTAL | 4-5 | 80.0 | |

Team Statistics

| | | |
|------------------------------|----------|----------|
| First Downs | 22 | 12 |
| 3rd-Down Eff. (Made/Att/Pct) | 8/18/44% | 2/11/18% |
| 4th-Down Eff. (Made/Att/Pct) | 1/2/50% | 0/0/0% |
| Total Net Yards | 318 | 168 |
| Total Plays | 78 | 45 |
| Yards Per Play | 4.1 | 3.7 |
| Rushes/Net Yards | 42/201 | 17/35 |
| Net Passing | 117 | 133 |
| Pass Attempts/Completions | 32/23 | 25/16 |
| Had Intercepted | 1 | 0 |
| Sacked/Yards Lost | 4/36 | 3/15 |
| Punts/Average | 3/47.7 | 5/39.8 |
| Penalties/Yards | 7/68 | 5/30 |
| Fumbles/Lost | 5/3 | 0/0 |
| Possession Time | 39:08 | 20:52 |

Titans Steelers



28

WEEK 14
Pittsburgh Steelers 28, Minnesota Vikings 36
66,718 U.S. Bank Stadium Dec 9, 2021



36

| | | | | | | |
|---------------------|---|----|---|----|---|----|
| Pittsburgh Steelers | 0 | 0 | 7 | 21 | — | 28 |
| Minnesota Vikings | 6 | 17 | 6 | 7 | — | 36 |

SCORING DRIVES

| TEAM | QTR | TIME | SCORING PLAY | PIT | MIN |
|----------|-----|-------|---|-----|-----|
| Vikings | 1 | 03:31 | J.Jefferson 14 yd. pass from K.Cousins (kick failed, wr) (5-61, 2:01) | 0 | 6 |
| Vikings | 2 | 14:43 | G.Joseph 38 yd. Field Goal (7-37, 2:02) | 0 | 9 |
| Vikings | 2 | 09:55 | D.Cook 29 yd. run (G.Joseph kick) (5-78, 3:06) | 0 | 16 |
| Vikings | 2 | 02:20 | D.Cook 7 yd. run (G.Joseph kick) (12-60, 5:19) | 0 | 23 |
| Vikings | 3 | 09:36 | G.Joseph 42 yd. Field Goal (7-10, 2:49) | 0 | 26 |
| Vikings | 3 | 06:15 | G.Joseph 25 yd. Field Goal (6-23, 2:07) | 0 | 29 |
| Steelers | 3 | 02:11 | N.Harris 3 yd. pass from B.Roethlisberger (C.Boswell kick) (10-75, 4:04) | 7 | 29 |
| Steelers | 4 | 14:49 | N.Harris 1 yd. run (C.Boswell kick) (7-42, 2:14) | 14 | 29 |
| Steelers | 4 | 12:11 | J.Washington 30 yd. pass from B.Roethlisberger (pass failed) (3-69, 1:06) | 20 | 29 |
| Vikings | 4 | 10:51 | K.Osborn 62 yd. pass from K.Cousins (G.Joseph kick) (3-75, 1:20) | 20 | 36 |
| Steelers | 4 | 04:14 | P.Freiermuth 15 yd. pass from B.Roethlisberger (B.Roethlisberger-D.Johnson pass) (2-21, 0:44) | 28 | 36 |

PITTSBURGH STEELERS

| PASSING | ATT | CP | YDS | SK/YD | TD | LG | INT | RTG |
|--------------------|-----|----|-----|-------|----|----|-----|-------|
| Ben Roethlisberger | 40 | 28 | 308 | 5/39 | 3 | 38 | 1 | 107.1 |
| TOTAL | 40 | 28 | 308 | 5/39 | 3 | 38 | 1 | 107.1 |

| RUSHING | ATT | YDS | AVG | LG | TD |
|--------------------|-----|-----|------|----|----|
| Najee Harris | 20 | 94 | 4.7 | 23 | 1 |
| Diontae Johnson | 1 | 7 | 7.0 | 7 | 0 |
| Ben Roethlisberger | 1 | 5 | 5.0 | 5 | 0 |
| Chase Claypool | 1 | 2 | 2.0 | 2 | 0 |
| Benny Snell Jr. | 1 | -2 | -2.0 | -2 | 0 |
| TOTAL | 24 | 106 | 4.4 | 23 | 1 |

| RECEIVING | NO | YDS | AVG | LG | TD |
|------------------|----|-----|------|-----|----|
| Chase Claypool | 8 | 93 | 11.6 | 38 | 0 |
| Ray-Ray McCloud | 6 | 32 | 5.3 | 10 | 0 |
| Diontae Johnson | 5 | 76 | 15.2 | 37 | 0 |
| James Washington | 4 | 65 | 16.3 | 30t | 1 |
| Najee Harris | 3 | 10 | 3.3 | 6 | 1 |
| Pat Freiermuth | 2 | 32 | 16.0 | 17 | 1 |
| TOTAL | 28 | 308 | 11.0 | 38 | 3 |

| TOP DEFENSE | TOT | SOLO | AST | SCK | YDS | INT |
|-----------------|-----|------|-----|-----|-----|-----|
| Devin Bush | 8 | 3 | 5 | 0.0 | 0.0 | 0 |
| Joe Schobert | 7 | 4 | 3 | 0.0 | 0.0 | 0 |
| Cameron Heyward | 6 | 3 | 3 | 0.0 | 0.0 | 0 |

| FIELD GOALS | FGM/FGA | PERCENT | RESULTS |
|---------------|---------|---------|---------|
| Chris Boswell | 0-1 | 0.0 | 49WL |
| TOTAL | 0-1 | 0.0 | |

MINNESOTA VIKINGS

| PASSING | ATT | CP | YDS | SK/YD | TD | LG | INT | RTG |
|--------------|-----|----|-----|-------|----|-----|-----|------|
| Kirk Cousins | 31 | 14 | 216 | 0/0 | 2 | 62t | 2 | 63.4 |
| TOTAL | 31 | 14 | 216 | 0/0 | 2 | 62T | 2 | 63.4 |

| RUSHING | ATT | YDS | AVG | LG | TD |
|--------------------|-----|-----|------|----|----|
| Dalvin Cook | 27 | 205 | 7.6 | 30 | 2 |
| Alexander Mattison | 6 | 27 | 4.5 | 14 | 0 |
| Kirk Cousins | 2 | 14 | 7.0 | 11 | 0 |
| Justin Jefferson | 1 | -4 | -4.0 | -4 | 0 |
| TOTAL | 36 | 242 | 6.7 | 30 | 2 |

| RECEIVING | NO | YDS | AVG | LG | TD |
|------------------|----|-----|------|-----|----|
| Justin Jefferson | 7 | 79 | 11.3 | 22 | 1 |
| K.J. Osborn | 3 | 83 | 27.7 | 62t | 1 |
| Tyler Conklin | 2 | 20 | 10.0 | 19 | 0 |
| Chris Herndon | 1 | 17 | 17.0 | 17 | 0 |
| Dalvin Cook | 1 | 17 | 17.0 | 17 | 0 |
| TOTAL | 14 | 216 | 15.4 | 62T | 2 |

| TOP DEFENSE | TOT | SOLO | AST | SCK | YDS | INT |
|------------------|-----|------|-----|-----|-----|-----|
| Eric Kendricks | 11 | 5 | 6 | 1.0 | 9.0 | 0 |
| Anthony Barr | 9 | 4 | 5 | 0.0 | 0.0 | 0 |
| Bashaud Breeland | 8 | 7 | 1 | 0.0 | 0.0 | 1 |

| FIELD GOALS | FGM/FGA | PERCENT | RESULTS |
|-------------|---------|---------|---------------------|
| Greg Joseph | 3-4 | 75.0 | 53WL, 38G, 42G, 25G |
| TOTAL | 3-4 | 75.0 | |

Team Statistics

| | Steelers | Vikings |
|------------------------------|----------|----------|
| First Downs | 22 | 22 |
| 3rd-Down Eff. (Made/Att/Pct) | 4/13/31% | 5/14/36% |
| 4th-Down Eff. (Made/Att/Pct) | 2/2/100% | 1/1/100% |
| Total Net Yards | 375 | 458 |
| Total Plays | 69 | 67 |
| Yards Per Play | 5.4 | 6.8 |
| Rushes/Net Yards | 24/106 | 36/242 |
| Net Passing | 269 | 216 |
| Pass Attempts/Completions | 40/28 | 31/14 |
| Had Intercepted | 1 | 2 |
| Sacked/Yards Lost | 5/39 | 0/0 |
| Punts/Average | 6/43.0 | 3/48.7 |
| Penalties/Yards | 10/85 | 11/102 |
| Fumbles/Lost | 1/0 | 0/0 |
| Possession Time | 29:32 | 30:28 |

Steelers Vikings



WEEK 13
Baltimore Ravens 19, Pittsburgh Steelers 20
59,303 🌈 Heinz Field 🌈 Dec 5, 2021



| | | | | | | |
|---------------------------|---|---|---|----|---|----|
| Baltimore Ravens | 0 | 7 | 3 | 9 | — | 19 |
| Pittsburgh Steelers | 0 | 3 | 0 | 17 | — | 20 |

SCORING DRIVES

| TEAM | QTR | TIME | SCORING PLAY | BAL | PIT |
|----------|-----|-------|---|-----|-----|
| Ravens | 2 | 08:37 | D.Freeman 3 yd. run (J.Tucker kick) (16-99,10:27) | 7 | 0 |
| Steelers | 2 | 00:27 | C.Boswell 53 yd. Field Goal (9-52, 1:21) | 7 | 3 |
| Ravens | 3 | 07:24 | J.Tucker 35 yd. Field Goal (10-41, 5:20) | 10 | 3 |
| Steelers | 4 | 14:01 | D.Johnson 29 yd. pass from B.Roethlisberger (kick failed, wl) (4-78, 1:38) | 10 | 9 |
| Ravens | 4 | 11:51 | J.Tucker 28 yd. Field Goal (5-51, 2:10) | 13 | 9 |
| Steelers | 4 | 07:18 | C.Boswell 43 yd. Field Goal (10-50, 4:33) | 13 | 12 |
| Steelers | 4 | 01:48 | D.Johnson 5 yd. pass from B.Roethlisberger (B.Roethlisberger-P.Freiermuth pass) (11-69, 4:33) | 13 | 20 |
| Ravens | 4 | 00:12 | S.Watkins 6 yd. pass from L.Jackson (pass failed) (8-60, 1:36) | 19 | 20 |

BALTIMORE RAVENS

| PASSING | ATT | CP | YDS | SK/YD | TD | LG | INT | RTG |
|---------------|-----|----|-----|-------|----|----|-----|------|
| Lamar Jackson | 37 | 23 | 253 | 7/34 | 1 | 29 | 1 | 80.1 |
| TOTAL | 37 | 23 | 253 | 7/34 | 1 | 29 | 1 | 80.1 |

| RUSHING | ATT | YDS | AVG | LG | TD |
|-----------------|-----|-----|------|----|----|
| Lamar Jackson | 8 | 55 | 6.9 | 13 | 0 |
| Devonta Freeman | 14 | 52 | 3.7 | 18 | 1 |
| Latavius Murray | 2 | 1 | 0.5 | 3 | 0 |
| Nate McCrary | 1 | -1 | -1.0 | -1 | 0 |
| TOTAL | 25 | 107 | 4.3 | 18 | 1 |

| RECEIVING | NO | YDS | AVG | LG | TD |
|-----------------|----|-----|------|----|----|
| Marquise Brown | 5 | 55 | 11.0 | 22 | 0 |
| Devonta Freeman | 5 | 45 | 9.0 | 15 | 0 |
| Mark Andrews | 4 | 50 | 12.5 | 29 | 0 |
| Sammy Watkins | 4 | 39 | 9.8 | 15 | 1 |
| Latavius Murray | 2 | 34 | 17.0 | 18 | 0 |
| Devin Duvernay | 2 | 21 | 10.5 | 18 | 0 |
| Patrick Ricard | 1 | 9 | 9.0 | 9 | 0 |
| TOTAL | 23 | 253 | 11.0 | 29 | 1 |

| TOP DEFENSE | TOT | SOLO | AST | SCK | YDS | INT |
|------------------|-----|------|-----|-----|-----|-----|
| Brandon Williams | 11 | 6 | 5 | 0.0 | 0.0 | 0 |
| Brandon Stephens | 7 | 5 | 2 | 0.0 | 0.0 | 0 |
| Josh Bynes | 7 | 3 | 4 | 0.0 | 0.0 | 0 |

| FIELD GOALS | FGM/FGA | PERCENT | RESULTS |
|---------------|---------|---------|----------|
| Justin Tucker | 2-2 | 100.0 | 35G, 28G |
| TOTAL | 2-2 | 100.0 | |

PITTSBURGH STEELERS

| PASSING | ATT | CP | YDS | SK/YD | TD | LG | INT | RTG |
|--------------------|-----|----|-----|-------|----|----|-----|-------|
| Ben Roethlisberger | 31 | 21 | 236 | 1/0 | 2 | 40 | 0 | 111.8 |
| TOTAL | 31 | 21 | 236 | 1/0 | 2 | 40 | 0 | 111.8 |

| RUSHING | ATT | YDS | AVG | LG | TD |
|--------------------|-----|-----|------|----|----|
| Najee Harris | 21 | 71 | 3.4 | 13 | 0 |
| Benny Snell Jr. | 2 | 13 | 6.5 | 8 | 0 |
| Chase Claypool | 1 | 2 | 2.0 | 2 | 0 |
| Ben Roethlisberger | 1 | -1 | -1.0 | -1 | 0 |
| TOTAL | 25 | 85 | 3.4 | 13 | 0 |

| RECEIVING | NO | YDS | AVG | LG | TD |
|-----------------|----|-----|------|-----|----|
| Diontae Johnson | 8 | 105 | 13.1 | 29t | 2 |
| Najee Harris | 5 | 36 | 7.2 | 18 | 0 |
| Pat Freiermuth | 3 | 26 | 8.7 | 17 | 0 |
| Chase Claypool | 2 | 52 | 26.0 | 40 | 0 |
| Zach Gentry | 2 | 10 | 5.0 | 5 | 0 |
| Ray-Ray McCloud | 1 | 7 | 7.0 | 7 | 0 |
| TOTAL | 21 | 236 | 11.2 | 40 | 2 |

| TOP DEFENSE | TOT | SOLO | AST | SCK | YDS | INT |
|--------------------|-----|------|-----|-----|------|-----|
| Minkah Fitzpatrick | 9 | 7 | 2 | 0.0 | 0.0 | 1 |
| Joe Schobert | 7 | 6 | 1 | 0.0 | 0.0 | 0 |
| T.J. Watt | 6 | 5 | 1 | 3.5 | 12.0 | 0 |

| FIELD GOALS | FGM/FGA | PERCENT | RESULTS |
|---------------|---------|---------|----------|
| Chris Boswell | 2-2 | 100.0 | 53G, 43G |
| TOTAL | 2-2 | 100.0 | |

Team Statistics

| | | |
|------------------------------|----------|----------|
| First Downs | 22 | 17 |
| 3rd-Down Eff. (Made/Att/Pct) | 8/16/50% | 5/12/42% |
| 4th-Down Eff. (Made/Att/Pct) | 0/0/0% | 0/0/0% |
| Total Net Yards | 326 | 321 |
| Total Plays | 69 | 57 |
| Yards Per Play | 4.7 | 5.6 |
| Rushes/Net Yards | 25/107 | 25/85 |
| Net Passing | 219 | 236 |
| Pass Attempts/Completions | 37/23 | 31/21 |
| Had Intercepted | 1 | 0 |
| Sacked/Yards Lost | 7/34 | 1/0 |
| Punts/Average | 4/50.8 | 5/43.4 |
| Penalties/Yards | 10/55 | 5/81 |
| Fumbles/Lost | 1/0 | 0/0 |
| Possession Time | 36:30 | 23:30 |

Ravens Steelers



WEEK 12
Pittsburgh Steelers 10, Cincinnati Bengals 41
63,238 🇺🇸 Paul Brown Stadium 🇺🇸 Nov 28, 2021



| | | | | | | | |
|---------------------|-------|----|----|---|---|---|----|
| Pittsburgh Steelers | | 3 | 0 | 0 | 7 | — | 10 |
| Cincinnati Bengals | | 10 | 21 | 3 | 7 | — | 41 |

SCORING DRIVES

| TEAM | QTR | TIME | SCORING PLAY | PIT | CIN |
|----------|-----|-------|--|-----|-----|
| Bengals | 1 | 09:29 | J.Burrow 8 yd. run (E.McPherson kick) (10-75, 5:31) | 0 | 7 |
| Bengals | 1 | 06:01 | E.McPherson 31 yd. Field Goal (4-8, 1:55) | 0 | 10 |
| Steelers | 1 | 02:17 | C.Boswell 40 yd. Field Goal (8-53, 3:44) | 3 | 10 |
| Bengals | 2 | 14:15 | T.Higgins 32 yd. pass from J.Burrow (E.McPherson kick) (6-75, 3:02) | 3 | 17 |
| Bengals | 2 | 02:43 | J.Mixon 1 yd. run (E.McPherson kick) (14-84, 7:35) | 3 | 24 |
| Bengals | 2 | 00:30 | M.Hilton 24 yd. interception return (E.McPherson kick) | 3 | 31 |
| Bengals | 3 | 02:35 | E.McPherson 51 yd. Field Goal (8-12, 3:48) | 3 | 34 |
| Bengals | 4 | 13:10 | J.Mixon 1 yd. run (E.McPherson kick) (5-65, 2:57) | 3 | 41 |
| Steelers | 4 | 02:59 | P.Freiermuth 15 yd. pass from B.Roethlisberger (C.Boswell kick) (9-69, 3:12) | 10 | 41 |

PITTSBURGH STEELERS

| PASSING | ATT | CP | YDS | SK/YD | TD | LG | INT | RTG |
|--------------------|-----|----|-----|-------|----|----|-----|------|
| Ben Roethlisberger | 41 | 24 | 263 | 3/13 | 1 | 41 | 2 | 65.4 |
| TOTAL | 41 | 24 | 263 | 3/13 | 1 | 41 | 2 | 65.4 |

| RUSHING | ATT | YDS | AVG | LG | TD |
|-----------------------|-----|-----|-----|----|----|
| Najee Harris | 8 | 23 | 2.9 | 5 | 0 |
| Kalen Ballage | 3 | 21 | 7.0 | 13 | 0 |
| Benny Snell Jr. | 2 | 5 | 2.5 | 4 | 0 |
| Anthony McFarland Jr. | 2 | 2 | 1.0 | 3 | 0 |
| TOTAL | 15 | 51 | 3.4 | 13 | 0 |

| RECEIVING | NO | YDS | AVG | LG | TD |
|-----------------------|----|-----|------|-----|----|
| Diontae Johnson | 9 | 95 | 10.6 | 16 | 0 |
| Pat Freiermuth | 4 | 40 | 10.0 | 15t | 1 |
| Chase Claypool | 3 | 82 | 27.3 | 41 | 0 |
| Najee Harris | 3 | 14 | 4.7 | 12 | 0 |
| Anthony McFarland Jr. | 1 | 11 | 11.0 | 11 | 0 |
| Zach Gentry | 1 | 10 | 10.0 | 10 | 0 |
| Kalen Ballage | 1 | 6 | 6.0 | 6 | 0 |
| James Washington | 1 | 3 | 3.0 | 3 | 0 |
| Anthony Miller | 1 | 2 | 2.0 | 2 | 0 |
| TOTAL | 24 | 263 | 11.0 | 41 | 1 |

| TOP DEFENSE | TOT | SOLO | AST | SCK | YDS | INT |
|--------------------|-----|------|-----|-----|-----|-----|
| Joe Schobert | 10 | 8 | 2 | 0.0 | 0.0 | 0 |
| Minkah Fitzpatrick | 9 | 5 | 4 | 0.0 | 0.0 | 1 |
| Cameron Heyward | 8 | 3 | 5 | 1.0 | 6.0 | 0 |

| FIELD GOALS | FGM/FGA | PERCENT | RESULTS |
|---------------|---------|---------|---------|
| Chris Boswell | 1-1 | 100.0 | 40G |
| TOTAL | 1-1 | 100.0 | |

CINCINNATI BENGALS

| PASSING | ATT | CP | YDS | SK/YD | TD | LG | INT | RTG |
|---------------|-----|----|-----|-------|----|-----|-----|------|
| Joe Burrow | 24 | 20 | 190 | 2/18 | 1 | 32t | 1 | 96.2 |
| Brandon Allen | 1 | 0 | 0 | 0/0 | 0 | 0 | 0 | 39.6 |
| TOTAL | 25 | 20 | 190 | 2/18 | 1 | 32t | 1 | 95.0 |

| RUSHING | ATT | YDS | AVG | LG | TD |
|---------------|-----|-----|------|----|----|
| Joe Mixon | 28 | 165 | 5.9 | 32 | 2 |
| Chris Evans | 5 | 23 | 4.6 | 13 | 0 |
| Joe Burrow | 1 | 8 | 8.0 | 8t | 1 |
| Samaje Perine | 3 | 3 | 1.0 | 4 | 0 |
| Brandon Allen | 1 | -1 | -1.0 | -1 | 0 |
| TOTAL | 38 | 198 | 5.2 | 32 | 3 |

| RECEIVING | NO | YDS | AVG | LG | TD |
|---------------|----|-----|------|-----|----|
| Tee Higgins | 6 | 114 | 19.0 | 32t | 1 |
| Joe Mixon | 4 | -2 | -0.5 | 5 | 0 |
| Ja'Marr Chase | 3 | 39 | 13.0 | 16 | 0 |
| C.J. Uzomah | 3 | 9 | 3.0 | 7 | 0 |
| Tyler Boyd | 2 | 13 | 6.5 | 9 | 0 |
| Samaje Perine | 1 | 12 | 12.0 | 12 | 0 |
| Chris Evans | 1 | 5 | 5.0 | 5 | 0 |
| TOTAL | 20 | 190 | 9.5 | 32t | 1 |

| TOP DEFENSE | TOT | SOLO | AST | SCK | YDS | INT |
|---------------|-----|------|-----|-----|-----|-----|
| Logan Wilson | 6 | 6 | 0 | 0.0 | 0.0 | 0 |
| Markus Bailey | 5 | 3 | 2 | 0.0 | 0.0 | 0 |
| B.J. Hill | 4 | 3 | 1 | 1.0 | 9.0 | 0 |

| FIELD GOALS | FGM/FGA | PERCENT | RESULTS |
|----------------|---------|---------|----------|
| Evan McPherson | 2-2 | 100.0 | 31G, 51G |
| TOTAL | 2-2 | 100.0 | |

Team Statistics

| | | |
|------------------------------|----------|----------|
| First Downs | 16 | 25 |
| 3rd-Down Eff. (Made/Att/Pct) | 7/13/54% | 5/11/45% |
| 4th-Down Eff. (Made/Att/Pct) | 0/0/0% | 1/1/100% |
| Total Net Yards | 301 | 370 |
| Total Plays | 59 | 65 |
| Yards Per Play | 5.1 | 5.7 |
| Rushes/Net Yards | 15/51 | 38/198 |
| Net Passing | 250 | 172 |
| Pass Attempts/Completions | 41/24 | 25/20 |
| Had Intercepted | 2 | 1 |
| Sacked/Yards Lost | 3/13 | 2/18 |
| Punts/Average | 5/38.0 | 3/46.3 |
| Penalties/Yards | 4/30 | 3/18 |
| Fumbles/Lost | 2/1 | 0/0 |
| Possession Time | 24:40 | 35:20 |

Steelers Bengals



WEEK 11
Pittsburgh Steelers 37, Los Angeles Chargers 41
70,240 🇺🇸 SoFi Stadium 🇺🇸 Nov 21, 2021



| | | | | | | |
|----------------------------|---|----|----|----|---|----|
| Pittsburgh Steelers | 3 | 7 | 0 | 27 | — | 37 |
| Los Angeles Chargers | 7 | 10 | 10 | 14 | — | 41 |

SCORING DRIVES

| TEAM | QTR | TIME | SCORING PLAY | PIT | LAC |
|----------|-----|-------|---|-----|-----|
| Steelers | 1 | 08:29 | C.Boswell 36 yd. Field Goal (13-57, 6:31) | 3 | 0 |
| Chargers | 1 | 02:09 | A.Ekeler 6 yd. run (D.Hopkins kick) (12-73, 6:20) | 3 | 7 |
| Chargers | 2 | 03:42 | A.Ekeler 10 yd. pass from J.Herbert (D.Hopkins kick) (12-98, 6:54) | 3 | 14 |
| Steelers | 2 | 01:09 | D.Johnson 10 yd. pass from B.Roethlisberger (C.Boswell kick) (7-64, 2:33) | 10 | 14 |
| Chargers | 2 | 00:02 | D.Hopkins 30 yd. Field Goal (8-63, 1:07) | 10 | 17 |
| Chargers | 3 | 11:50 | A.Ekeler 17 yd. pass from J.Herbert (D.Hopkins kick) (6-70, 3:10) | 10 | 24 |
| Chargers | 3 | 03:40 | D.Hopkins 41 yd. Field Goal (11-51, 6:28) | 10 | 27 |
| Steelers | 4 | 14:10 | C.Boswell 36 yd. Field Goal (10-57, 4:30) | 13 | 27 |
| Steelers | 4 | 11:35 | N.Harris 1 yd. run (C.Boswell kick) (4-3, 0:58) | 20 | 27 |
| Chargers | 4 | 08:48 | A.Ekeler 5 yd. run (D.Hopkins kick) (7-75, 2:47) | 20 | 34 |
| Steelers | 4 | 04:49 | E.Ebron 5 yd. pass from B.Roethlisberger (C.Boswell kick) (9-75, 3:59) | 27 | 34 |
| Steelers | 4 | 04:23 | P.Freiermuth 5 yd. pass from B.Roethlisberger (C.Boswell kick) (2-11, 0:13) | 34 | 34 |
| Steelers | 4 | 03:24 | C.Boswell 45 yd. Field Goal (4-7, 0:19) | 37 | 34 |
| Chargers | 4 | 02:09 | M.Williams 53 yd. pass from J.Herbert (D.Hopkins kick) (3-75, 1:15) | 37 | 41 |

PITTSBURGH STEELERS

| PASSING | ATT | CP | YDS | SK/YD | TD | LG | INT | RTG |
|--------------------|-----|----|-----|-------|----|----|-----|-------|
| Ben Roethlisberger | 44 | 28 | 273 | 3/28 | 3 | 37 | 0 | 103.7 |
| TOTAL | 44 | 28 | 273 | 3/28 | 3 | 37 | 0 | 103.7 |

| RUSHING | ATT | YDS | AVG | LG | TD |
|-----------------|-----|-----|-----|----|----|
| Najee Harris | 12 | 39 | 3.3 | 12 | 1 |
| Benny Snell Jr. | 2 | 7 | 3.5 | 4 | 0 |
| Ray-Ray McCloud | 1 | 5 | 5.0 | 5 | 0 |
| Kalen Ballage | 1 | 3 | 3.0 | 3 | 0 |
| Chase Claypool | 2 | 1 | 0.5 | 3 | 0 |
| TOTAL | 18 | 55 | 3.1 | 12 | 1 |

| RECEIVING | NO | YDS | AVG | LG | TD |
|------------------|----|-----|------|----|----|
| Diontae Johnson | 7 | 101 | 14.4 | 32 | 1 |
| Chase Claypool | 5 | 93 | 18.6 | 37 | 0 |
| Najee Harris | 5 | 20 | 4.0 | 7 | 0 |
| Pat Freiermuth | 4 | 11 | 2.8 | 5t | 1 |
| Eric Ebron | 3 | 24 | 8.0 | 18 | 1 |
| James Washington | 2 | 12 | 6.0 | 7 | 0 |
| Ray-Ray McCloud | 2 | 12 | 6.0 | 8 | 0 |
| TOTAL | 28 | 273 | 9.8 | 37 | 3 |

| TOP DEFENSE | TOT | SOLO | AST | SCK | YDS | INT |
|----------------|-----|------|-----|-----|-----|-----|
| Cameron Sutton | 10 | 7 | 3 | 0.0 | 0.0 | 1 |
| Tre Norwood | 7 | 6 | 1 | 0.0 | 0.0 | 0 |
| Alex Highsmith | 6 | 3 | 3 | 1.5 | 6.0 | 0 |

| FIELD GOALS | FGM/FGA | PERCENT | RESULTS |
|---------------|---------|---------|---------------|
| Chris Boswell | 3-3 | 100.0 | 36G, 36G, 45G |
| TOTAL | 3-3 | 100.0 | |

LOS ANGELES CHARGERS

| PASSING | ATT | CP | YDS | SK/YD | TD | LG | INT | RTG |
|----------------|-----|----|-----|-------|----|-----|-----|-------|
| Justin Herbert | 41 | 30 | 382 | 2/8 | 3 | 53t | 1 | 116.1 |
| TOTAL | 41 | 30 | 382 | 2/8 | 3 | 53T | 1 | 116.1 |

| RUSHING | ATT | YDS | AVG | LG | TD |
|--------------------|-----|-----|------|----|----|
| Justin Herbert | 9 | 90 | 10.0 | 36 | 0 |
| Austin Ekeler | 11 | 50 | 4.5 | 12 | 2 |
| Joshua Palmer | 1 | 6 | 6.0 | 6 | 0 |
| Larry Rountree III | 2 | 5 | 2.5 | 5 | 0 |
| Andre Roberts | 1 | 4 | 4.0 | 4 | 0 |
| Jalen Guyton | 1 | 2 | 2.0 | 2 | 0 |
| Justin Jackson | 1 | 2 | 2.0 | 2 | 0 |
| TOTAL | 26 | 159 | 6.1 | 36 | 2 |

| RECEIVING | NO | YDS | AVG | LG | TD |
|-------------------|----|-----|------|-----|----|
| Keenan Allen | 9 | 112 | 12.4 | 30 | 0 |
| Austin Ekeler | 6 | 65 | 10.8 | 17t | 2 |
| Mike Williams | 5 | 97 | 19.4 | 53t | 1 |
| Donald Parham Jr. | 4 | 38 | 9.5 | 12 | 0 |
| Jared Cook | 3 | 28 | 9.3 | 13 | 0 |
| Jalen Guyton | 1 | 18 | 18.0 | 18 | 0 |
| Joshua Palmer | 1 | 17 | 17.0 | 17 | 0 |
| Tre' McKitty | 1 | 7 | 7.0 | 7 | 0 |
| TOTAL | 30 | 382 | 12.7 | 53T | 3 |

| TOP DEFENSE | TOT | SOLO | AST | SCK | YDS | INT |
|-------------------|-----|------|-----|-----|-----|-----|
| Kyzir White | 9 | 6 | 3 | 0.0 | 0.0 | 0 |
| Asante Samuel Jr. | 7 | 5 | 2 | 0.0 | 0.0 | 0 |
| Derwin James Jr. | 6 | 2 | 4 | 0.0 | 0.0 | 0 |

| FIELD GOALS | FGM/FGA | PERCENT | RESULTS |
|----------------|---------|---------|----------|
| Dustin Hopkins | 2-2 | 100.0 | 30G, 41G |
| TOTAL | 2-2 | 100.0 | |

Team Statistics

| | | |
|------------------------------|----------|----------|
| First Downs | 22 | 33 |
| 3rd-Down Eff. (Made/Att/Pct) | 8/15/53% | 7/12/58% |
| 4th-Down Eff. (Made/Att/Pct) | 0/2/0% | 0/1/0% |
| Total Net Yards | 300 | 533 |
| Total Plays | 65 | 69 |
| Yards Per Play | 4.6 | 7.7 |
| Rushes/Net Yards | 18/55 | 26/159 |
| Net Passing | 245 | 374 |
| Pass Attempts/Completions | 44/28 | 41/30 |
| Had Intercepted | 0 | 1 |
| Sacked/Yards Lost | 3/28 | 2/8 |
| Punts/Average | 1/46.0 | 1/0.0 |
| Penalties/Yards | 8/38 | 12/75 |
| Fumbles/Lost | 1/0 | 0/0 |
| Possession Time | 28:14 | 31:46 |

Steelers Chargers



16

WEEK 10
Detroit Lions 16, Pittsburgh Steelers 16 (OT)
58,716 Heinz Field Nov 14, 2021



16

| | | | | | | |
|---------------------|---|----|---|---|---|----|
| Detroit Lions | 0 | 10 | 6 | 0 | — | 16 |
| Pittsburgh Steelers | 7 | 3 | 3 | 3 | — | 16 |

SCORING DRIVES

| TEAM | QTR | TIME | SCORING PLAY | DET | PIT |
|----------|-----|-------|---|-----|-----|
| Steelers | 1 | 09:40 | J.Washington 9 yd. pass from M.Rudolph (C.Boswell kick) (10-83, 5:20) | 0 | 7 |
| Lions | 2 | 12:43 | J.Jefferson 28 yd. run (R.Santoso kick) (3-39, 1:28) | 7 | 7 |
| Steelers | 2 | 04:22 | C.Boswell 20 yd. Field Goal (13-73, 8:21) | 7 | 10 |
| Lions | 2 | 00:00 | R.Santoso 20 yd. Field Goal (12-67, 4:22) | 10 | 10 |
| Lions | 3 | 12:09 | G.Igwebuike 42 yd. run (kick failed, wr) (6-85, 2:51) | 16 | 10 |
| Steelers | 3 | 08:26 | C.Boswell 23 yd. Field Goal (13-69, 3:43) | 16 | 13 |
| Steelers | 4 | 11:31 | C.Boswell 51 yd. Field Goal (6-17, 3:21) | 16 | 16 |

DETROIT LIONS

| PASSING | ATT | CP | YDS | SK/YD | TD | LG | INT | RTG |
|------------|-----|----|-----|-------|----|----|-----|------|
| Jared Goff | 25 | 14 | 114 | 4/37 | 0 | 30 | 0 | 67.8 |
| TOTAL | 25 | 14 | 114 | 4/37 | 0 | 30 | 0 | 67.8 |

| RUSHING | ATT | YDS | AVG | LG | TD |
|------------------|-----|-----|------|-----|----|
| D'Andre Swift | 33 | 130 | 3.9 | 21 | 0 |
| Godwin Igwebuike | 2 | 56 | 28.0 | 42t | 1 |
| Jermar Jefferson | 3 | 41 | 13.7 | 28t | 1 |
| Jason Cabinda | 1 | 2 | 2.0 | 2 | 0 |
| TOTAL | 39 | 229 | 5.9 | 42T | 2 |

| RECEIVING | NO | YDS | AVG | LG | TD |
|-------------------|----|-----|------|----|----|
| Amon-Ra St. Brown | 4 | 61 | 15.3 | 30 | 0 |
| Kalif Raymond | 4 | 29 | 7.3 | 12 | 0 |
| D'Andre Swift | 3 | 5 | 1.7 | 5 | 0 |
| Trinity Benson | 2 | 17 | 8.5 | 8 | 0 |
| Brock Wright | 1 | 2 | 2.0 | 2 | 0 |
| TOTAL | 14 | 114 | 8.1 | 30 | 0 |

| TOP DEFENSE | TOT | SOLO | AST | SCK | YDS | INT |
|-----------------|-----|------|-----|-----|-----|-----|
| Alex Anzalone | 9 | 6 | 3 | 0.0 | 0.0 | 0 |
| Amani Oruwariye | 7 | 5 | 2 | 0.0 | 0.0 | 0 |
| Tracy Walker | 7 | 7 | 0 | 0.0 | 0.0 | 0 |

| FIELD GOALS | FGM/FGA | PERCENT | RESULTS |
|--------------|---------|---------|-----------|
| Ryan Santoso | 1-2 | 50.0 | 20G, 48SH |
| TOTAL | 1-2 | 50.0 | |

PITTSBURGH STEELERS

| PASSING | ATT | CP | YDS | SK/YD | TD | LG | INT | RTG |
|---------------|-----|----|-----|-------|----|----|-----|------|
| Mason Rudolph | 50 | 30 | 242 | 0/0 | 1 | 36 | 1 | 70.6 |
| TOTAL | 50 | 30 | 242 | 0/0 | 1 | 36 | 1 | 70.6 |

| RUSHING | ATT | YDS | AVG | LG | TD |
|-----------------|-----|-----|-----|----|----|
| Najee Harris | 26 | 105 | 4.0 | 12 | 0 |
| Mason Rudolph | 4 | 36 | 9.0 | 26 | 0 |
| Benny Snell Jr. | 1 | 4 | 4.0 | 4 | 0 |
| TOTAL | 31 | 145 | 4.7 | 26 | 0 |

| RECEIVING | NO | YDS | AVG | LG | TD |
|------------------|----|-----|------|----|----|
| Ray-Ray McCloud | 9 | 63 | 7.0 | 17 | 0 |
| Diontae Johnson | 7 | 83 | 11.9 | 36 | 0 |
| Pat Freiemuth | 5 | 31 | 6.2 | 10 | 0 |
| Najee Harris | 4 | 28 | 7.0 | 10 | 0 |
| James Washington | 2 | 15 | 7.5 | 9t | 1 |
| Eric Ebron | 2 | 13 | 6.5 | 9 | 0 |
| Derek Watt | 1 | 9 | 9.0 | 9 | 0 |
| TOTAL | 30 | 242 | 8.1 | 36 | 1 |

| TOP DEFENSE | TOT | SOLO | AST | SCK | YDS | INT |
|----------------|-----|------|-----|-----|-----|-----|
| Joe Schobert | 13 | 8 | 5 | 0.0 | 0.0 | 0 |
| Alex Highsmith | 11 | 8 | 3 | 0.0 | 0.0 | 0 |
| Devin Bush | 9 | 5 | 4 | 0.0 | 0.0 | 0 |

| FIELD GOALS | FGM/FGA | PERCENT | RESULTS |
|---------------|---------|---------|---------------|
| Chris Boswell | 3-3 | 100.0 | 20G, 23G, 51G |
| TOTAL | 3-3 | 100.0 | |

Team Statistics

| | | |
|------------------------------|----------|----------|
| First Downs | 17 | 22 |
| 3rd-Down Eff. (Made/Att/Pct) | 4/18/22% | 7/17/41% |
| 4th-Down Eff. (Made/Att/Pct) | 2/2/100% | 0/0/0% |
| Total Net Yards | 306 | 387 |
| Total Plays | 68 | 81 |
| Yards Per Play | 4.5 | 4.8 |
| Rushes/Net Yards | 39/229 | 31/145 |
| Net Passing | 77 | 242 |
| Pass Attempts/Completions | 25/14 | 50/30 |
| Had Intercepted | 0 | 1 |
| Sacked/Yards Lost | 4/37 | 0/0 |
| Punts/Average | 10/46.4 | 6/46.7 |
| Penalties/Yards | 8/84 | 7/59 |
| Fumbles/Lost | 0/0 | 3/2 |
| Possession Time | 33:12 | 36:48 |

Lions Steelers



WEEK 9
Chicago Bears 27, Pittsburgh Steelers 29
60,788 Heinz Field Nov 8, 2021



| | | | | | | |
|---------------------|---|---|---|----|---|----|
| Chicago Bears | 0 | 3 | 3 | 21 | — | 27 |
| Pittsburgh Steelers | 7 | 7 | 6 | 9 | — | 29 |

SCORING DRIVES

| TEAM | QTR | TIME | SCORING PLAY | CHI | PIT |
|----------|-----|-------|---|-----|-----|
| Steelers | 1 | 09:42 | N.Harris 10 yd. run (C.Boswell kick) (6-59, 3:20) | 0 | 7 |
| Steelers | 2 | 13:22 | P.Freiermuth 4 yd. pass from B.Roethlisberger (C.Boswell kick) (9-36, 3:41) | 0 | 14 |
| Bears | 2 | 00:15 | C.Santos 30 yd. Field Goal (12-52, 4:32) | 3 | 14 |
| Bears | 3 | 07:43 | C.Santos 22 yd. Field Goal (10-89, 4:59) | 6 | 14 |
| Steelers | 3 | 02:08 | P.Freiermuth 10 yd. pass from B.Roethlisberger (kick failed, wl) (9-75, 5:35) | 6 | 20 |
| Bears | 4 | 14:17 | D.Mooney 15 yd. run (C.Santos kick) (6-82, 2:51) | 13 | 20 |
| Steelers | 4 | 11:54 | C.Boswell 54 yd. Field Goal (4-39, 2:23) | 13 | 23 |
| Bears | 4 | 06:31 | D.Houston-Carson 25 yd. fumble return (C.Santos kick) | 20 | 23 |
| Steelers | 4 | 02:52 | C.Boswell 52 yd. Field Goal (11-41, 3:39) | 20 | 26 |
| Bears | 4 | 01:46 | D.Mooney 16 yd. pass from J.Fields (C.Santos kick) (7-75, 1:06) | 26 | 26 |
| Steelers | 4 | 00:26 | C.Boswell 40 yd. Field Goal (7-52, 1:20) | 27 | 29 |

CHICAGO BEARS

| PASSING | ATT | CP | YDS | SK/YD | TD | LG | INT | RTG |
|---------------|-----|----|-----|-------|----|----|-----|------|
| Justin Fields | 29 | 17 | 291 | 3/13 | 1 | 50 | 1 | 89.9 |
| TOTAL | 29 | 17 | 291 | 3/13 | 1 | 50 | 1 | 89.9 |

| RUSHING | ATT | YDS | AVG | LG | TD |
|------------------|-----|-----|------|-----|----|
| David Montgomery | 13 | 63 | 4.8 | 21 | 0 |
| Justin Fields | 8 | 45 | 5.6 | 8 | 0 |
| Darnell Mooney | 1 | 15 | 15.0 | 15t | 1 |
| Khalil Herbert | 4 | 13 | 3.3 | 8 | 0 |
| TOTAL | 26 | 136 | 5.2 | 21 | 1 |

| RECEIVING | NO | YDS | AVG | LG | TD |
|-------------------|----|-----|------|----|----|
| Cole Kmet | 6 | 87 | 14.5 | 25 | 0 |
| Allen Robinson II | 4 | 68 | 17.0 | 39 | 0 |
| Darnell Mooney | 3 | 41 | 13.7 | 20 | 1 |
| David Montgomery | 2 | 17 | 8.5 | 11 | 0 |
| Marquise Goodwin | 1 | 50 | 50.0 | 50 | 0 |
| Jimmy Graham | 1 | 28 | 28.0 | 28 | 0 |
| TOTAL | 17 | 291 | 17.1 | 50 | 1 |

| TOP DEFENSE | TOT | SOLO | AST | SCK | YDS | INT |
|-------------------|-----|------|-----|-----|-----|-----|
| Roquan Smith | 12 | 6 | 6 | 1.0 | 9.0 | 0 |
| Danny Trevathan | 7 | 3 | 4 | 0.0 | 0.0 | 0 |
| Cassius Marsh Sr. | 5 | 3 | 2 | 1.0 | 7.0 | 0 |

| FIELD GOALS | FGM/FGA | PERCENT | RESULTS |
|--------------|---------|---------|----------------|
| Cairo Santos | 2-3 | 66.7 | 30G, 22G, 65SH |
| TOTAL | 2-3 | 66.0 | |

PITTSBURGH STEELERS

| PASSING | ATT | CP | YDS | SK/YD | TD | LG | INT | RTG |
|--------------------|-----|----|-----|-------|----|----|-----|-------|
| Ben Roethlisberger | 30 | 21 | 205 | 4/30 | 2 | 42 | 0 | 111.1 |
| TOTAL | 30 | 21 | 205 | 4/30 | 2 | 42 | 0 | 111.1 |

| RUSHING | ATT | YDS | AVG | LG | TD |
|--------------------|-----|-----|-----|----|----|
| Najee Harris | 22 | 62 | 2.8 | 13 | 1 |
| Chase Claypool | 2 | 13 | 6.5 | 11 | 0 |
| James Washington | 2 | 13 | 6.5 | 12 | 0 |
| Diontae Johnson | 2 | 11 | 5.5 | 11 | 0 |
| Benny Snell Jr. | 2 | 6 | 3.0 | 5 | 0 |
| Ben Roethlisberger | 2 | 0 | 0.0 | 1 | 0 |
| TOTAL | 32 | 105 | 3.3 | 13 | 1 |

| RECEIVING | NO | YDS | AVG | LG | TD |
|------------------|----|-----|------|----|----|
| Diontae Johnson | 5 | 56 | 11.2 | 22 | 0 |
| Pat Freiermuth | 5 | 43 | 8.6 | 13 | 2 |
| Chase Claypool | 3 | 30 | 10.0 | 26 | 0 |
| Najee Harris | 3 | 16 | 5.3 | 9 | 0 |
| James Washington | 1 | 42 | 42.0 | 42 | 0 |
| Ray-Ray McCloud | 1 | 12 | 12.0 | 12 | 0 |
| Derek Watt | 1 | 3 | 3.0 | 3 | 0 |
| Kalen Ballage | 1 | 2 | 2.0 | 2 | 0 |
| Kevin Rader | 1 | 1 | 1.0 | 1 | 0 |
| TOTAL | 21 | 205 | 9.8 | 42 | 2 |

| TOP DEFENSE | TOT | SOLO | AST | SCK | YDS | INT |
|--------------------|-----|------|-----|-----|------|-----|
| Minkah Fitzpatrick | 8 | 8 | 0 | 0.0 | 0.0 | 0 |
| T.J. Watt | 7 | 4 | 3 | 3.0 | 13.0 | 0 |
| Joe Schobert | 5 | 2 | 3 | 0.0 | 0.0 | 0 |

| FIELD GOALS | FGM/FGA | PERCENT | RESULTS |
|---------------|---------|---------|---------------|
| Chris Boswell | 3-3 | 100.0 | 54G, 52G, 40G |
| TOTAL | 3-3 | 100.0 | |

Team Statistics

| | | |
|------------------------------|----------|----------|
| First Downs | 20 | 20 |
| 3rd-Down Eff. (Made/Att/Pct) | 4/12/33% | 6/17/35% |
| 4th-Down Eff. (Made/Att/Pct) | 0/0/0% | 2/2/100% |
| Total Net Yards | 414 | 280 |
| Total Plays | 58 | 66 |
| Yards Per Play | 7.1 | 4.2 |
| Rushes/Net Yards | 26/136 | 32/105 |
| Net Passing | 278 | 175 |
| Pass Attempts/Completions | 29/17 | 30/21 |
| Had Intercepted | 1 | 0 |
| Sacked/Yards Lost | 3/13 | 4/30 |
| Punts/Average | 5/46.8 | 5/39.2 |
| Penalties/Yards | 12/115 | 5/30 |
| Fumbles/Lost | 1/1 | 1/1 |
| Possession Time | 25:55 | 34:05 |

Bears Steelers



15

WEEK 8

Pittsburgh Steelers 15, Cleveland Browns 10
67,431 🌐 FirstEnergy Stadium 🌐 Oct 31, 2021



10

| | | | | | | |
|---------------------------|---|---|---|---|---|----|
| Pittsburgh Steelers | 0 | 3 | 6 | 6 | — | 15 |
| Cleveland Browns | 3 | 0 | 7 | 0 | — | 10 |

SCORING DRIVES

| TEAM | QTR | TIME | SCORING PLAY | PIT | CLE |
|----------|-----|-------|---|-----|-----|
| Browns | 1 | 08:09 | C.McLaughlin 30 yd. Field Goal (13-63, 6:51) | 0 | 3 |
| Steelers | 2 | 09:18 | C.Boswell 31 yd. Field Goal (10-47, 5:36) | 3 | 3 |
| Browns | 3 | 09:36 | D.Johnson 10 yd. run (C.McLaughlin kick) (8-86, 4:19) | 3 | 10 |
| Steelers | 3 | 03:39 | N.Harris 8 yd. run (pass failed) (12-78, 5:57) | 9 | 10 |
| Steelers | 4 | 11:04 | P.Freiermuth 2 yd. pass from B.Roethlisberger (pass failed) (13-83, 5:38) | 15 | 10 |

PITTSBURGH STEELERS

| PASSING | ATT | CP | YDS | SK/YD | TD | LG | INT | RTG |
|--------------------|-----|----|-----|-------|----|----|-----|------|
| Ben Roethlisberger | 34 | 22 | 266 | 2/11 | 1 | 50 | 0 | 98.4 |
| Chris Boswell | 1 | 0 | 0 | 0/0 | 0 | 0 | 0 | 39.6 |
| TOTAL | 35 | 22 | 266 | 2/11 | 1 | 50 | 0 | 95.7 |

| RUSHING | ATT | YDS | AVG | LG | TD |
|-----------------------|-----|-----|------|----|----|
| Najee Harris | 26 | 91 | 3.5 | 11 | 1 |
| Chase Claypool | 2 | 16 | 8.0 | 16 | 0 |
| Ray-Ray McCloud | 1 | 10 | 10.0 | 10 | 0 |
| Anthony McFarland Jr. | 1 | 1 | 1.0 | 1 | 0 |
| Ben Roethlisberger | 1 | 0 | 0.0 | 0 | 0 |
| Kalen Ballage | 1 | -3 | -3.0 | -3 | 0 |
| TOTAL | 32 | 115 | 3.6 | 16 | 1 |

| RECEIVING | NO | YDS | AVG | LG | TD |
|------------------|----|-----|------|----|----|
| Diontae Johnson | 6 | 98 | 16.3 | 50 | 0 |
| Chase Claypool | 4 | 45 | 11.3 | 16 | 0 |
| Pat Freiermuth | 4 | 44 | 11.0 | 22 | 1 |
| Zach Gentry | 3 | 39 | 13.0 | 24 | 0 |
| Najee Harris | 3 | 29 | 9.7 | 20 | 0 |
| Benny Snell Jr. | 1 | 7 | 7.0 | 7 | 0 |
| James Washington | 1 | 4 | 4.0 | 4 | 0 |
| TOTAL | 22 | 266 | 12.1 | 50 | 1 |

| TOP DEFENSE | TOT | SOLO | AST | SCK | YDS | INT |
|--------------|-----|------|-----|-----|-----|-----|
| Joe Schobert | 9 | 6 | 3 | 0.0 | 0.0 | 0 |
| T.J. Watt | 6 | 4 | 2 | 1.5 | 7.5 | 0 |
| Devin Bush | 5 | 3 | 2 | 0.0 | 0.0 | 0 |

| FIELD GOALS | FGM/FGA | PERCENT | RESULTS |
|---------------|---------|---------|---------|
| Chris Boswell | 1-1 | 100.0 | 31G |
| TOTAL | 1-1 | 100.0 | |

CLEVELAND BROWNS

| PASSING | ATT | CP | YDS | SK/YD | TD | LG | INT | RTG |
|----------------|-----|----|-----|-------|----|----|-----|------|
| Baker Mayfield | 31 | 20 | 225 | 4/15 | 0 | 24 | 0 | 86.1 |
| TOTAL | 31 | 20 | 225 | 4/15 | 0 | 24 | 0 | 86.1 |

| RUSHING | ATT | YDS | AVG | LG | TD |
|------------------|-----|-----|-----|----|----|
| Nick Chubb | 16 | 61 | 3.8 | 21 | 0 |
| D'Ernest Johnson | 4 | 22 | 5.5 | 11 | 1 |
| Baker Mayfield | 1 | 5 | 5.0 | 5 | 0 |
| Jarvis Landry | 1 | 5 | 5.0 | 5 | 0 |
| Demetric Felton | 1 | 3 | 3.0 | 3 | 0 |
| TOTAL | 23 | 96 | 4.2 | 21 | 1 |

| RECEIVING | NO | YDS | AVG | LG | TD |
|-------------------|----|-----|------|----|----|
| Jarvis Landry | 5 | 65 | 13.0 | 19 | 0 |
| Austin Hooper | 4 | 26 | 6.5 | 8 | 0 |
| David Njoku | 3 | 39 | 13.0 | 24 | 0 |
| Harrison Bryant | 2 | 33 | 16.5 | 21 | 0 |
| Rashard Higgins | 2 | 27 | 13.5 | 16 | 0 |
| Demetric Felton | 1 | 14 | 14.0 | 14 | 0 |
| Nick Chubb | 1 | 8 | 8.0 | 8 | 0 |
| D'Ernest Johnson | 1 | 7 | 7.0 | 7 | 0 |
| Odell Beckham Jr. | 1 | 6 | 6.0 | 6 | 0 |
| TOTAL | 20 | 225 | 11.3 | 24 | 0 |

| TOP DEFENSE | TOT | SOLO | AST | SCK | YDS | INT |
|--------------------|-----|------|-----|-----|-----|-----|
| Malcolm Smith | 10 | 9 | 1 | 0.0 | 0.0 | 0 |
| Anthony Walker Jr. | 8 | 2 | 6 | 0.0 | 0.0 | 0 |
| Mack Wilson Sr. | 7 | 5 | 2 | 0.0 | 0.0 | 0 |

| FIELD GOALS | FGM/FGA | PERCENT | RESULTS |
|------------------|---------|---------|---------|
| Chase McLaughlin | 1-1 | 100.0 | 30G |
| TOTAL | 1-1 | 100.0 | |

Team Statistics

| | | |
|------------------------------|----------|----------|
| First Downs | 21 | 19 |
| 3rd-Down Eff. (Made/Att/Pct) | 4/13/31% | 3/10/30% |
| 4th-Down Eff. (Made/Att/Pct) | 2/4/50% | 0/2/0% |
| Total Net Yards | 370 | 306 |
| Total Plays | 69 | 58 |
| Yards Per Play | 5.4 | 5.3 |
| Rushes/Net Yards | 32/115 | 23/96 |
| Net Passing | 255 | 210 |
| Pass Attempts/Completions | 35/22 | 31/20 |
| Had Intercepted | 0 | 0 |
| Sacked/Yards Lost | 2/11 | 4/15 |
| Punts/Average | 4/44.0 | 4/49.3 |
| Penalties/Yards | 8/65 | 5/30 |
| Fumbles/Lost | 1/0 | 1/1 |
| Possession Time | 31:45 | 28:15 |

Steelers Browns



WEEK 6
Seattle Seahawks 20, Pittsburgh Steelers 23 (OT)
60,821 🇺🇸 Heinz Field 🇺🇸 Oct 17, 2021



| | | | | | | | | |
|---------------------|-------|---|----|----|---|---|---|----|
| Seattle Seahawks | | 0 | 0 | 14 | 6 | 0 | — | 20 |
| Pittsburgh Steelers | | 0 | 14 | 3 | 3 | 3 | — | 23 |

SCORING DRIVES

| TEAM | QTR | TIME | SCORING PLAY | SEA | PIT |
|----------|-----|-------|---|-----|-----|
| Steelers | 2 | 10:01 | N.Harris 5 yd. pass from B.Roethlisberger (C.Boswell kick) (8-54, 4:10) | 0 | 7 |
| Steelers | 2 | 01:04 | E.Ebron 1 yd. run (C.Boswell kick) (14-84, 6:59) | 0 | 14 |
| Seahawks | 3 | 09:55 | A.Collins 2 yd. run (J.Myers kick) (10-75, 5:05) | 7 | 14 |
| Steelers | 3 | 05:46 | C.Boswell 27 yd. Field Goal (9-66, 4:09) | 7 | 17 |
| Seahawks | 3 | 03:02 | W.Dissly 1 yd. pass from G.Smith (J.Myers kick) (6-60, 2:44) | 14 | 17 |
| Seahawks | 4 | 12:59 | J.Myers 40 yd. Field Goal (8-36, 3:26) | 17 | 17 |
| Steelers | 4 | 01:30 | C.Boswell 52 yd. Field Goal (9-40, 3:49) | 17 | 20 |
| Seahawks | 4 | 00:00 | J.Myers 43 yd. Field Goal (9-50, 1:30) | 20 | 20 |
| Steelers | OT | 02:50 | C.Boswell 37 yd. Field Goal (3-3, 1:26) | 20 | 23 |

SEATTLE SEAHAWKS

| PASSING | ATT | CP | YDS | SK/YD | TD | LG | INT | RTG |
|------------|-----|----|-----|-------|----|----|-----|------|
| Geno Smith | 32 | 23 | 209 | 5/44 | 1 | 41 | 0 | 99.6 |
| TOTAL | 32 | 23 | 209 | 5/44 | 1 | 41 | 0 | 99.6 |

| RUSHING | ATT | YDS | AVG | LG | TD |
|---------------|-----|-----|------|----|----|
| Alex Collins | 20 | 101 | 5.1 | 21 | 1 |
| Travis Homer | 2 | 27 | 13.5 | 26 | 0 |
| DeeJay Dallas | 4 | 17 | 4.3 | 10 | 0 |
| Geno Smith | 1 | -1 | -1.0 | -1 | 0 |
| TOTAL | 27 | 144 | 5.3 | 26 | 1 |

| RECEIVING | NO | YDS | AVG | LG | TD |
|--------------------|----|-----|------|----|----|
| DK Metcalf | 6 | 58 | 9.7 | 14 | 0 |
| DeeJay Dallas | 5 | 33 | 6.6 | 10 | 0 |
| Gerald Everett | 2 | 40 | 20.0 | 41 | 0 |
| Tyler Lockett | 2 | 35 | 17.5 | 21 | 0 |
| Will Dissly | 2 | 8 | 4.0 | 7 | 1 |
| Freddie Swain | 2 | -4 | -2.0 | 0 | 0 |
| Travis Homer | 1 | 27 | 27.0 | 27 | 0 |
| Penny Hart | 1 | 12 | 12.0 | 12 | 0 |
| Phillip Dorsett II | 1 | 3 | 3.0 | 3 | 0 |
| Alex Collins | 1 | -3 | -3.0 | -3 | 0 |
| TOTAL | 23 | 209 | 9.1 | 41 | 1 |

| TOP DEFENSE | TOT | SOLO | AST | SCK | YDS | INT |
|---------------|-----|------|-----|-----|-----|-----|
| Bobby Wagner | 14 | 8 | 6 | 0.0 | 0.0 | 0 |
| Jordyn Brooks | 14 | 7 | 7 | 0.0 | 0.0 | 0 |
| D.J. Reed | 9 | 7 | 2 | 0.0 | 0.0 | 0 |

| FIELD GOALS | FGM/FGA | PERCENT | RESULTS |
|-------------|---------|---------|----------|
| Jason Myers | 2-2 | 100.0 | 40G, 43G |
| TOTAL | 2-2 | 100.0 | |

PITTSBURGH STEELERS

| PASSING | ATT | CP | YDS | SK/YD | TD | LG | INT | RTG |
|--------------------|-----|----|-----|-------|----|----|-----|------|
| Ben Roethlisberger | 40 | 29 | 229 | 1/3 | 1 | 23 | 0 | 94.7 |
| TOTAL | 40 | 29 | 229 | 1/3 | 1 | 23 | 0 | 94.7 |

| RUSHING | ATT | YDS | AVG | LG | TD |
|--------------------|-----|-----|------|----|----|
| Najee Harris | 24 | 81 | 3.4 | 10 | 0 |
| Diontae Johnson | 1 | 25 | 25.0 | 25 | 0 |
| Kalen Ballage | 2 | 15 | 7.5 | 11 | 0 |
| Eric Ebron | 1 | 1 | 1.0 | 1t | 1 |
| Ben Roethlisberger | 2 | -3 | -1.5 | 0 | 0 |
| TOTAL | 30 | 119 | 4.0 | 25 | 1 |

| RECEIVING | NO | YDS | AVG | LG | TD |
|------------------|----|-----|-----|----|----|
| Diontae Johnson | 9 | 71 | 7.9 | 23 | 0 |
| Pat Freiermuth | 7 | 58 | 8.3 | 12 | 0 |
| Najee Harris | 6 | 46 | 7.7 | 12 | 1 |
| Ray-Ray McCloud | 2 | 18 | 9.0 | 15 | 0 |
| Chase Claypool | 2 | 17 | 8.5 | 12 | 0 |
| Eric Ebron | 2 | 10 | 5.0 | 6 | 0 |
| James Washington | 1 | 9 | 9.0 | 9 | 0 |
| TOTAL | 29 | 229 | 7.9 | 23 | 1 |

| TOP DEFENSE | TOT | SOLO | AST | SCK | YDS | INT |
|--------------------|-----|------|-----|-----|------|-----|
| Cameron Heyward | 9 | 6 | 3 | 1.0 | 8.0 | 0 |
| Minkah Fitzpatrick | 9 | 7 | 2 | 0.0 | 0.0 | 0 |
| Alex Highsmith | 7 | 2 | 5 | 1.5 | 15.5 | 0 |

| FIELD GOALS | FGM/FGA | PERCENT | RESULTS |
|---------------|---------|---------|---------------|
| Chris Boswell | 3-3 | 100.0 | 27G, 52G, 37G |
| TOTAL | 3-3 | 100.0 | |

Team Statistics

| | | |
|------------------------------|----------|----------|
| First Downs | 18 | 22 |
| 3rd-Down Eff. (Made/Att/Pct) | 3/12/25% | 5/14/36% |
| 4th-Down Eff. (Made/Att/Pct) | 0/0/0% | 0/0/0% |
| Total Net Yards | 309 | 345 |
| Total Plays | 64 | 71 |
| Yards Per Play | 4.8 | 4.9 |
| Rushes/Net Yards | 27/144 | 30/119 |
| Net Passing | 165 | 226 |
| Pass Attempts/Completions | 32/23 | 40/29 |
| Had Intercepted | 0 | 0 |
| Sacked/Yards Lost | 5/44 | 1/3 |
| Punts/Average | 8/45.5 | 7/47.9 |
| Penalties/Yards | 6/45 | 5/38 |
| Fumbles/Lost | 3/1 | 1/1 |
| Possession Time | 29:37 | 37:33 |

Seahawks Steelers



19

WEEK 5
Denver Broncos 19, Pittsburgh Steelers 27
59,841 🇺🇸 Heinz Field 🇺🇸 Oct 10, 2021



27

| | | | | | | |
|---------------------------|---|----|---|----|---|----|
| Denver Broncos | 3 | 3 | 0 | 13 | — | 19 |
| Pittsburgh Steelers | 7 | 10 | 7 | 3 | — | 27 |

SCORING DRIVES

| TEAM | QTR | TIME | SCORING PLAY | DEN | PIT |
|----------|-----|-------|---|-----|-----|
| Steelers | 1 | 12:02 | D.Johnson 50 yd. pass from B.Roethlisberger (C.Boswell kick) (6-85, 2:58) | 0 | 7 |
| Broncos | 1 | 01:43 | B.McManus 39 yd. Field Goal (4-8, 2:14) | 3 | 7 |
| Steelers | 2 | 12:42 | C.Boswell 48 yd. Field Goal (9-45, 4:01) | 3 | 10 |
| Broncos | 2 | 05:47 | B.McManus 29 yd. Field Goal (7-49, 4:17) | 6 | 10 |
| Steelers | 2 | 02:12 | N.Harris 1 yd. run (C.Boswell kick) (6-75, 3:35) | 6 | 17 |
| Steelers | 3 | 02:41 | C.Claypool 18 yd. pass from B.Roethlisberger (C.Boswell kick) (14-86, 7:16) | 6 | 24 |
| Broncos | 4 | 10:15 | K.Hinton 2 yd. pass from T.Bridgewater (B.McManus kick) (14-75, 7:26) | 13 | 24 |
| Broncos | 4 | 05:46 | C.Sutton 39 yd. pass from T.Bridgewater (pass failed) (5-72, 1:54) | 19 | 24 |
| Steelers | 4 | 02:29 | C.Boswell 43 yd. Field Goal (7-49, 3:17) | 19 | 27 |

DENVER BRONCOS

| PASSING | ATT | CP | YDS | SK/YD | TD | LG | INT | RTG |
|-------------------|-----|----|-----|-------|----|-----|-----|------|
| Teddy Bridgewater | 38 | 24 | 288 | 2/20 | 2 | 39t | 1 | 92.9 |
| TOTAL | 38 | 24 | 288 | 2/20 | 2 | 39T | 1 | 92.9 |

| RUSHING | ATT | YDS | AVG | LG | TD |
|-------------------|-----|-----|------|----|----|
| Javonte Williams | 8 | 61 | 7.6 | 49 | 0 |
| Melvin Gordon III | 9 | 34 | 3.8 | 8 | 0 |
| Teddy Bridgewater | 1 | 11 | 11.0 | 11 | 0 |
| TOTAL | 18 | 106 | 5.9 | 49 | 0 |

| RECEIVING | NO | YDS | AVG | LG | TD |
|-------------------|----|-----|------|-----|----|
| Courtland Sutton | 7 | 120 | 17.1 | 39t | 1 |
| Tim Patrick | 7 | 89 | 12.7 | 23 | 0 |
| Javonte Williams | 3 | 25 | 8.3 | 10 | 0 |
| Noah Fant | 3 | 20 | 6.7 | 9 | 0 |
| Kendall Hinton | 2 | 25 | 12.5 | 23 | 1 |
| Melvin Gordon III | 2 | 9 | 4.5 | 6 | 0 |
| TOTAL | 24 | 288 | 12.0 | 39T | 2 |

| TOP DEFENSE | TOT | SOLO | AST | SCK | YDS | INT |
|-------------------|-----|------|-----|-----|-----|-----|
| Alexander Johnson | 8 | 5 | 3 | 0.0 | 0.0 | 0 |
| Justin Simmons | 8 | 5 | 3 | 0.0 | 0.0 | 0 |
| Kareem Jackson | 7 | 6 | 1 | 0.0 | 0.0 | 0 |

| FIELD GOALS | FGM/FGA | PERCENT | RESULTS |
|-----------------|---------|---------|----------|
| Brandon McManus | 2-2 | 100.0 | 39G, 29G |
| TOTAL | 2-2 | 100.0 | |

PITTSBURGH STEELERS

| PASSING | ATT | CP | YDS | SK/YD | TD | LG | INT | RTG |
|--------------------|-----|----|-----|-------|----|----|-----|-------|
| Ben Roethlisberger | 25 | 15 | 253 | 1/9 | 2 | 59 | 0 | 120.9 |
| TOTAL | 25 | 15 | 253 | 1/9 | 2 | 59 | 0 | 120.9 |

| RUSHING | ATT | YDS | AVG | LG | TD |
|---------------------|-----|-----|------|----|----|
| Najee Harris | 23 | 122 | 5.3 | 20 | 1 |
| Benny Snell Jr. | 5 | 20 | 4.0 | 9 | 0 |
| JuJu Smith-Schuster | 2 | 6 | 3.0 | 3 | 0 |
| Kalen Ballage | 4 | 0 | 0.0 | 3 | 0 |
| Ben Roethlisberger | 1 | -1 | -1.0 | -1 | 0 |
| TOTAL | 35 | 147 | 4.2 | 20 | 1 |

| RECEIVING | NO | YDS | AVG | LG | TD |
|-----------------|----|-----|------|-----|----|
| Chase Claypool | 5 | 130 | 26.0 | 59 | 1 |
| Diontae Johnson | 2 | 72 | 36.0 | 50t | 1 |
| Najee Harris | 2 | 20 | 10.0 | 14 | 0 |
| Eric Ebron | 2 | 10 | 5.0 | 5 | 0 |
| Pat Freiermuth | 2 | 7 | 3.5 | 4 | 0 |
| Zach Gentry | 1 | 13 | 13.0 | 13 | 0 |
| Ray-Ray McCloud | 1 | 1 | 1.0 | 1 | 0 |
| TOTAL | 15 | 253 | 16.9 | 59 | 2 |

| TOP DEFENSE | TOT | SOLO | AST | SCK | YDS | INT |
|--------------------|-----|------|-----|-----|-----|-----|
| Minkah Fitzpatrick | 10 | 5 | 5 | 0.0 | 0.0 | 0 |
| Terrell Edmunds | 7 | 4 | 3 | 0.0 | 0.0 | 0 |
| James Pierre | 6 | 6 | 0 | 0.0 | 0.0 | 1 |

| FIELD GOALS | FGM/FGA | PERCENT | RESULTS |
|---------------|---------|---------|----------|
| Chris Boswell | 2-2 | 100.0 | 48G, 43G |
| TOTAL | 2-2 | 100.0 | |

Team Statistics

| | | |
|------------------------------|----------|----------|
| First Downs | 17 | 19 |
| 3rd-Down Eff. (Made/Att/Pct) | 2/12/17% | 7/12/58% |
| 4th-Down Eff. (Made/Att/Pct) | 3/4/75% | 0/0/0% |
| Total Net Yards | 374 | 391 |
| Total Plays | 58 | 61 |
| Yards Per Play | 6.4 | 6.4 |
| Rushes/Net Yards | 18/106 | 35/147 |
| Net Passing | 268 | 244 |
| Pass Attempts/Completions | 38/24 | 25/15 |
| Had Intercepted | 1 | 0 |
| Sacked/Yards Lost | 2/20 | 1/9 |
| Punts/Average | 4/44.0 | 2/59.5 |
| Penalties/Yards | 7/67 | 8/59 |
| Fumbles/Lost | 0/0 | 1/1 |
| Possession Time | 26:58 | 33:02 |

Broncos Steelers



WEEK 4
Pittsburgh Steelers 17, Green Bay Packers 27
78,281 🇺🇸 Lambeau Field 🇺🇸 Oct 3, 2021



| | | | | | | |
|---------------------------|---|----|----|---|---|----|
| Pittsburgh Steelers | 7 | 3 | 0 | 7 | — | 17 |
| Green Bay Packers | 0 | 17 | 10 | 0 | — | 27 |

SCORING DRIVES

| TEAM | QTR | TIME | SCORING PLAY | PIT | GB |
|----------|-----|-------|---|-----|----|
| Steelers | 1 | 10:04 | D.Johnson 45 yd. pass from B.Roethlisberger (C.Boswell kick) (8-75, 4:56) | 7 | 0 |
| Packers | 2 | 13:22 | Aa.Rodgers 4 yd. run (M.Crosby kick) (13-64, 4:51) | 7 | 7 |
| Packers | 2 | 10:55 | R.Cobb 23 yd. pass from Aa.Rodgers (M.Crosby kick) (4-23, 1:33) | 7 | 14 |
| Steelers | 2 | 05:41 | C.Boswell 52 yd. Field Goal (10-41, 5:14) | 10 | 14 |
| Packers | 2 | 00:05 | M.Crosby 26 yd. Field Goal (13-76, 5:36) | 10 | 17 |
| Packers | 3 | 09:31 | M.Crosby 29 yd. Field Goal (12-64, 5:29) | 10 | 20 |
| Packers | 3 | 04:46 | R.Cobb 1 yd. pass from Aa.Rodgers (M.Crosby kick) (4-40, 2:15) | 10 | 27 |
| Steelers | 4 | 04:04 | N.Harris 1 yd. run (C.Boswell kick) (8-65, 2:53) | 17 | 27 |

PITTSBURGH STEELERS

| PASSING | ATT | CP | YDS | SK/YD | TD | LG | INT | RTG |
|--------------------|-----|----|-----|-------|----|-----|-----|------|
| Ben Roethlisberger | 40 | 26 | 232 | 2/12 | 1 | 45t | 1 | 78.3 |
| TOTAL | 40 | 26 | 232 | 2/12 | 1 | 45T | 1 | 78.3 |

| RUSHING | ATT | YDS | AVG | LG | TD |
|-----------------|-----|-----|-----|----|----|
| Najee Harris | 15 | 62 | 4.1 | 11 | 1 |
| Benny Snell Jr. | 1 | 0 | 0.0 | 0 | 0 |
| TOTAL | 16 | 62 | 3.9 | 11 | 1 |

| RECEIVING | NO | YDS | AVG | LG | TD |
|---------------------|----|-----|------|-----|----|
| Diontae Johnson | 9 | 92 | 10.2 | 45t | 1 |
| Najee Harris | 6 | 29 | 4.8 | 9 | 0 |
| James Washington | 4 | 69 | 17.3 | 30 | 0 |
| JuJu Smith-Schuster | 2 | 11 | 5.5 | 9 | 0 |
| Eric Ebron | 2 | 8 | 4.0 | 4 | 0 |
| Pat Freiermuth | 1 | 11 | 11.0 | 11 | 0 |
| Zach Gentry | 1 | 10 | 10.0 | 10 | 0 |
| Ray-Ray McCloud | 1 | 2 | 2.0 | 2 | 0 |
| TOTAL | 26 | 232 | 8.9 | 45T | 1 |

| TOP DEFENSE | TOT | SOLO | AST | SCK | YDS | INT |
|--------------------|-----|------|-----|-----|-----|-----|
| Cameron Heyward | 8 | 5 | 3 | 0.0 | 0.0 | 0 |
| Joe Schobert | 8 | 5 | 3 | 0.0 | 0.0 | 0 |
| Minkah Fitzpatrick | 8 | 6 | 2 | 0.0 | 0.0 | 0 |

| FIELD GOALS | FGM/FGA | PERCENT | RESULTS |
|---------------|---------|---------|---------|
| Chris Boswell | 1-1 | 100.0 | 52G |
| TOTAL | 1-1 | 100.0 | |

GREEN BAY PACKERS

| PASSING | ATT | CP | YDS | SK/YD | TD | LG | INT | RTG |
|---------------|-----|----|-----|-------|----|----|-----|------|
| Aaron Rodgers | 36 | 20 | 248 | 3/12 | 2 | 28 | 0 | 95.6 |
| TOTAL | 36 | 20 | 248 | 3/12 | 2 | 28 | 0 | 95.6 |

| RUSHING | ATT | YDS | AVG | LG | TD |
|---------------|-----|-----|-----|----|----|
| AJ Dillon | 15 | 81 | 5.4 | 25 | 0 |
| Aaron Jones | 15 | 48 | 3.2 | 15 | 0 |
| Aaron Rodgers | 3 | 2 | 0.7 | 4t | 1 |
| TOTAL | 33 | 131 | 4.0 | 25 | 1 |

| RECEIVING | NO | YDS | AVG | LG | TD |
|----------------|----|-----|------|----|----|
| Davante Adams | 6 | 64 | 10.7 | 21 | 0 |
| Randall Cobb | 5 | 69 | 13.8 | 25 | 2 |
| Aaron Jones | 3 | 51 | 17.0 | 26 | 0 |
| Allen Lazard | 2 | 33 | 16.5 | 28 | 0 |
| Robert Tonyan | 2 | 8 | 4.0 | 6 | 0 |
| AJ Dillon | 1 | 16 | 16.0 | 16 | 0 |
| Marcedes Lewis | 1 | 7 | 7.0 | 7 | 0 |
| TOTAL | 20 | 248 | 12.4 | 28 | 2 |

| TOP DEFENSE | TOT | SOLO | AST | SCK | YDS | INT |
|--------------------|-----|------|-----|-----|-----|-----|
| De'Vondre Campbell | 9 | 5 | 4 | 0.0 | 0.0 | 0 |
| Eric Stokes | 8 | 8 | 0 | 0.0 | 0.0 | 1 |
| Oren Burks | 6 | 3 | 3 | 0.0 | 0.0 | 0 |

| FIELD GOALS | FGM/FGA | PERCENT | RESULTS |
|--------------|---------|---------|----------|
| Mason Crosby | 2-2 | 100.0 | 26G, 29G |
| TOTAL | 2-2 | 100.0 | |

Team Statistics

| | | |
|------------------------------|----------|----------|
| First Downs | 17 | 23 |
| 3rd-Down Eff. (Made/Att/Pct) | 4/11/36% | 9/15/60% |
| 4th-Down Eff. (Made/Att/Pct) | 0/2/0% | 0/1/0% |
| Total Net Yards | 282 | 367 |
| Total Plays | 58 | 72 |
| Yards Per Play | 4.9 | 5.1 |
| Rushes/Net Yards | 16/62 | 33/131 |
| Net Passing | 220 | 236 |
| Pass Attempts/Completions | 40/26 | 36/20 |
| Had Intercepted | 1 | 0 |
| Sacked/Yards Lost | 2/12 | 3/12 |
| Punts/Average | 3/34.0 | 3/46.0 |
| Penalties/Yards | 5/34 | 3/25 |
| Fumbles/Lost | 1/1 | 1/1 |
| Possession Time | 25:19 | 34:41 |

Steelers Packers



WEEK 3
Cincinnati Bengals 24, Pittsburgh Steelers 10
58,076 Heinz Field Sep 26, 2021



| | | | | | | |
|---------------------|---|---|----|---|---|----|
| Cincinnati Bengals | 7 | 7 | 10 | 0 | — | 24 |
| Pittsburgh Steelers | 0 | 7 | 0 | 3 | — | 10 |

SCORING DRIVES

| TEAM | QTR | TIME | SCORING PLAY | CIN | PIT |
|----------|-----|-------|--|-----|-----|
| Bengals | 1 | 02:54 | T.Boyd 17 yd. pass from J.Burrow (E.McPherson kick) (6-42, 3:51) | 7 | 0 |
| Steelers | 2 | 01:04 | P.Freiermuth 4 yd. pass from B.Roethlisberger (C.Boswell kick) (15-86, 8:32) | 7 | 7 |
| Bengals | 2 | 00:37 | J.Chase 34 yd. pass from J.Burrow (E.McPherson kick) (3-75, 0:27) | 14 | 7 |
| Bengals | 3 | 08:47 | E.McPherson 43 yd. Field Goal (10-55, 6:13) | 17 | 7 |
| Bengals | 3 | 06:18 | J.Chase 9 yd. pass from J.Burrow (E.McPherson kick) (3-19, 1:33) | 24 | 7 |
| Steelers | 4 | 08:09 | C.Boswell 26 yd. Field Goal (18-88, 9:03) | 24 | 10 |

CINCINNATI BENGALS

| PASSING | ATT | CP | YDS | SK/YD | TD | LG | INT | RTG |
|------------|-----|----|-----|-------|----|-----|-----|-------|
| Joe Burrow | 18 | 14 | 172 | 0/0 | 3 | 34t | 1 | 122.9 |
| TOTAL | 18 | 14 | 172 | 0/0 | 3 | 34T | 1 | 122.9 |

| RUSHING | ATT | YDS | AVG | LG | TD |
|---------------|-----|-----|------|----|----|
| Joe Mixon | 18 | 90 | 5.0 | 27 | 0 |
| Joe Burrow | 5 | 7 | 1.4 | 8 | 0 |
| Samaje Perine | 1 | -1 | -1.0 | -1 | 0 |
| TOTAL | 24 | 96 | 4.0 | 27 | 0 |

| RECEIVING | NO | YDS | AVG | LG | TD |
|----------------|----|-----|------|-----|----|
| Ja'Marr Chase | 4 | 65 | 16.3 | 34t | 2 |
| Tyler Boyd | 4 | 36 | 9.0 | 17t | 1 |
| Chris Evans | 2 | 26 | 13.0 | 14 | 0 |
| Mike D. Thomas | 1 | 19 | 19.0 | 19 | 0 |
| Auden Tate | 1 | 14 | 14.0 | 14 | 0 |
| Samaje Perine | 1 | 8 | 8.0 | 8 | 0 |
| Joe Mixon | 1 | 4 | 4.0 | 4 | 0 |
| TOTAL | 14 | 172 | 12.3 | 34T | 3 |

| TOP DEFENSE | TOT | SOLO | AST | SCK | YDS | INT |
|------------------|-----|------|-----|-----|-----|-----|
| Logan Wilson | 14 | 6 | 8 | 0.0 | 0.0 | 2 |
| Jessie Bates III | 9 | 6 | 3 | 0.0 | 0.0 | 0 |
| Eli Apple | 8 | 4 | 4 | 0.0 | 0.0 | 0 |

| FIELD GOALS | FGM/FGA | PERCENT | RESULTS |
|----------------|---------|---------|---------|
| Evan McPherson | 1-1 | 100.0 | 43G |
| TOTAL | 1-1 | 100.0 | |

PITTSBURGH STEELERS

| PASSING | ATT | CP | YDS | SK/YD | TD | LG | INT | RTG |
|--------------------|-----|----|-----|-------|----|----|-----|------|
| Ben Roethlisberger | 58 | 38 | 318 | 4/21 | 1 | 29 | 2 | 70.9 |
| TOTAL | 58 | 38 | 318 | 4/21 | 1 | 29 | 2 | 70.9 |

| RUSHING | ATT | YDS | AVG | LG | TD |
|--------------------|-----|-----|-----|----|----|
| Najee Harris | 14 | 40 | 2.9 | 20 | 0 |
| Ben Roethlisberger | 1 | 5 | 5.0 | 5 | 0 |
| TOTAL | 15 | 45 | 3.0 | 20 | 0 |

| RECEIVING | NO | YDS | AVG | LG | TD |
|---------------------|----|-----|------|----|----|
| Najee Harris | 14 | 102 | 7.3 | 21 | 0 |
| Chase Claypool | 9 | 96 | 10.7 | 29 | 0 |
| Ray-Ray McCloud | 3 | 33 | 11.0 | 24 | 0 |
| JuJu Smith-Schuster | 3 | 25 | 8.3 | 16 | 0 |
| Pat Freiermuth | 3 | 22 | 7.3 | 15 | 1 |
| James Washington | 3 | 20 | 6.7 | 8 | 0 |
| Cody White | 2 | 17 | 8.5 | 11 | 0 |
| Derek Watt | 1 | 3 | 3.0 | 3 | 0 |
| TOTAL | 38 | 318 | 8.4 | 29 | 1 |

| TOP DEFENSE | TOT | SOLO | AST | SCK | YDS | INT |
|-----------------|-----|------|-----|-----|-----|-----|
| Cameron Heyward | 5 | 1 | 4 | 0.0 | 0.0 | 0 |
| Joe Schobert | 5 | 4 | 1 | 0.0 | 0.0 | 0 |
| Terrell Edmunds | 5 | 2 | 3 | 0.0 | 0.0 | 1 |

| FIELD GOALS | FGM/FGA | PERCENT | RESULTS |
|---------------|---------|---------|-----------|
| Chris Boswell | 1-2 | 50.0 | 42WL, 26G |
| TOTAL | 1-2 | 50.0 | |

Team Statistics

| | | |
|------------------------------|---------|----------|
| First Downs | 12 | 21 |
| 3rd-Down Eff. (Made/Att/Pct) | 3/9/33% | 9/19/47% |
| 4th-Down Eff. (Made/Att/Pct) | 0/0/0% | 0/2/0% |
| Total Net Yards | 268 | 342 |
| Total Plays | 42 | 77 |
| Yards Per Play | 6.4 | 4.4 |
| Rushes/Net Yards | 24/96 | 15/45 |
| Net Passing | 172 | 297 |
| Pass Attempts/Completions | 18/14 | 58/38 |
| Had Intercepted | 1 | 2 |
| Sacked/Yards Lost | 0/0 | 4/21 |
| Punts/Average | 5/48.2 | 4/40.5 |
| Penalties/Yards | 10/89 | 10/73 |
| Fumbles/Lost | 0/0 | 1/0 |
| Possession Time | 24:38 | 35:22 |

Bengals Steelers



WEEK 2
Las Vegas Raiders 26, Pittsburgh Steelers 17
63,707 🇺🇸 Heinz Field 🇺🇸 Sep 19, 2021



| | | | | | | |
|---------------------------|---|---|---|----|---|----|
| Las Vegas Raiders | 3 | 6 | 7 | 10 | — | 26 |
| Pittsburgh Steelers | 0 | 7 | 0 | 10 | — | 17 |

SCORING DRIVES

| TEAM | QTR | TIME | SCORING PLAY | LV | PIT |
|----------|-----|-------|--|----|-----|
| Raiders | 1 | 03:10 | D.Carlson 46 yd. Field Goal (5-12, 2:34) | 3 | 0 |
| Raiders | 2 | 09:34 | D.Carlson 33 yd. Field Goal (8-47, 3:58) | 6 | 0 |
| Steelers | 2 | 06:25 | J.Smith-Schuster 3 yd. run (C.Boswell kick) (7-75, 3:09) | 6 | 7 |
| Raiders | 2 | 00:02 | D.Carlson 41 yd. Field Goal (13-53, 6:23) | 9 | 7 |
| Raiders | 3 | 05:02 | F.Moreau 9 yd. pass from D.Carr (D.Carlson kick) (7-82, 4:09) | 16 | 7 |
| Steelers | 4 | 11:15 | N.Harris 25 yd. pass from B.Roethlisberger (C.Boswell kick) (5-80, 1:41) | 16 | 14 |
| Raiders | 4 | 09:35 | H.Ruggs 61 yd. pass from D.Carr (D.Carlson kick) (5-75, 1:40) | 23 | 14 |
| Steelers | 4 | 03:42 | C.Boswell 56 yd. Field Goal (8-30, 2:09) | 23 | 17 |
| Raiders | 4 | 00:20 | D.Carlson 45 yd. Field Goal (7-46, 3:22) | 26 | 17 |

LAS VEGAS RAIDERS

| PASSING | ATT | CP | YDS | SK/YD | TD | LG | INT | RTG |
|------------|-----|----|-----|-------|----|-----|-----|-------|
| Derek Carr | 37 | 28 | 382 | 2/9 | 2 | 61t | 0 | 126.2 |
| TOTAL | 37 | 28 | 382 | 2/9 | 2 | 61t | 0 | 126.2 |

| RUSHING | ATT | YDS | AVG | LG | TD |
|-----------------|-----|-----|-----|----|----|
| Peyton Barber | 13 | 32 | 2.5 | 13 | 0 |
| Kenyan Drake | 7 | 9 | 1.3 | 5 | 0 |
| Derek Carr | 4 | 9 | 2.3 | 5 | 0 |
| Henry Ruggs III | 1 | 2 | 2.0 | 2 | 0 |
| TOTAL | 25 | 52 | 2.1 | 13 | 0 |

| RECEIVING | NO | YDS | AVG | LG | TD |
|-----------------|----|-----|------|-----|----|
| Henry Ruggs III | 5 | 113 | 22.6 | 61t | 1 |
| Darren Waller | 5 | 65 | 13.0 | 25 | 0 |
| Hunter Renfrow | 5 | 57 | 11.4 | 23 | 0 |
| Kenyan Drake | 5 | 46 | 9.2 | 13 | 0 |
| Bryan Edwards | 3 | 40 | 13.3 | 18 | 0 |
| Foster Moreau | 2 | 34 | 17.0 | 25 | 1 |
| Derek Carrier | 2 | 13 | 6.5 | 9 | 0 |
| Willie Snead IV | 1 | 14 | 14.0 | 14 | 0 |
| TOTAL | 28 | 382 | 13.6 | 61t | 2 |

| TOP DEFENSE | TOT | SOLO | AST | SCK | YDS | INT |
|--------------------|-----|------|-----|-----|-----|-----|
| Denzel Perryman | 12 | 6 | 6 | 0.0 | 0.0 | 0 |
| Johnathan Abram | 7 | 5 | 2 | 0.0 | 0.0 | 0 |
| Trayvon Mullen Jr. | 7 | 6 | 1 | 0.0 | 0.0 | 1 |

| FIELD GOALS | FGM/FGA | PERCENT | RESULTS |
|----------------|---------|---------|--------------------|
| Daniel Carlson | 4-4 | 100.0 | 46G, 33G, 41G, 45G |
| TOTAL | 4-4 | 100.0 | |

PITTSBURGH STEELERS

| PASSING | ATT | CP | YDS | SK/YD | TD | LG | INT | RTG |
|--------------------|-----|----|-----|-------|----|----|-----|------|
| Ben Roethlisberger | 40 | 27 | 295 | 2/3 | 1 | 52 | 1 | 87.0 |
| TOTAL | 40 | 27 | 295 | 2/3 | 1 | 52 | 1 | 87.0 |

| RUSHING | ATT | YDS | AVG | LG | TD |
|---------------------|-----|-----|------|----|----|
| Najee Harris | 10 | 38 | 3.8 | 14 | 0 |
| JuJu Smith-Schuster | 1 | 3 | 3.0 | 3t | 1 |
| Benny Snell Jr. | 2 | 1 | 0.5 | 1 | 0 |
| Chase Claypool | 1 | -3 | -3.0 | -3 | 0 |
| TOTAL | 14 | 39 | 2.8 | 14 | 1 |

| RECEIVING | NO | YDS | AVG | LG | TD |
|---------------------|----|-----|------|-----|----|
| Diontae Johnson | 9 | 105 | 11.7 | 41 | 0 |
| JuJu Smith-Schuster | 6 | 41 | 6.8 | 17 | 0 |
| Najee Harris | 5 | 43 | 8.6 | 25t | 1 |
| Pat Freiermuth | 4 | 36 | 9.0 | 14 | 0 |
| Chase Claypool | 3 | 70 | 23.3 | 52 | 0 |
| TOTAL | 27 | 295 | 10.9 | 52 | 1 |

| TOP DEFENSE | TOT | SOLO | AST | SCK | YDS | INT |
|-----------------|-----|------|-----|-----|-----|-----|
| Joe Schobert | 10 | 6 | 4 | 0.0 | 0.0 | 0 |
| Robert Spillane | 10 | 7 | 3 | 0.0 | 0.0 | 0 |
| Cameron Heyward | 7 | 4 | 3 | 0.0 | 0.0 | 0 |

| FIELD GOALS | FGM/FGA | PERCENT | RESULTS |
|---------------|---------|---------|---------|
| Chris Boswell | 1-1 | 100.0 | 56G |
| TOTAL | 1-1 | 100.0 | |

Team Statistics

| | | |
|------------------------------|----------|----------|
| First Downs | 22 | 17 |
| 3rd-Down Eff. (Made/Att/Pct) | 5/13/38% | 5/12/42% |
| 4th-Down Eff. (Made/Att/Pct) | 1/1/100% | 0/1/0% |
| Total Net Yards | 425 | 331 |
| Total Plays | 64 | 56 |
| Yards Per Play | 6.6 | 5.9 |
| Rushes/Net Yards | 25/52 | 14/39 |
| Net Passing | 373 | 292 |
| Pass Attempts/Completions | 37/28 | 40/27 |
| Had Intercepted | 0 | 1 |
| Sacked/Yards Lost | 2/9 | 2/3 |
| Punts/Average | 4/47.5 | 4/49.3 |
| Penalties/Yards | 5/40 | 5/43 |
| Fumbles/Lost | 2/0 | 1/0 |
| Possession Time | 34:22 | 25:38 |

Raiders Steelers



WEEK 1
Pittsburgh Steelers 23, Buffalo Bills 16
69,787 Highmark Stadium Sep 12, 2021



| | | | | | | |
|---------------------------|---|---|---|----|---|----|
| Pittsburgh Steelers | 0 | 0 | 6 | 17 | — | 23 |
| Buffalo Bills | 3 | 7 | 0 | 6 | — | 16 |

SCORING DRIVES

| TEAM | QTR | TIME | SCORING PLAY | PIT | BUF |
|----------|-----|-------|--|-----|-----|
| Bills | 1 | 13:30 | T.Bass 37 yd. Field Goal (4-5, 1:30) | 0 | 3 |
| Bills | 2 | 00:22 | G.Davis 3 yd. pass from J.Allen (T.Bass kick) (13-91, 5:39) | 0 | 10 |
| Steelers | 3 | 10:23 | C.Boswell 24 yd. Field Goal (10-69, 4:37) | 3 | 10 |
| Steelers | 3 | 01:47 | C.Boswell 20 yd. Field Goal (11-62, 4:01) | 6 | 10 |
| Steelers | 4 | 11:19 | D.Johnson 5 yd. pass from B.Roethlisberger (C.Boswell kick) (4-52, 2:23) | 13 | 10 |
| Steelers | 4 | 09:45 | U.Gilbert 9 yd. return of blocked punt (C.Boswell kick) | 20 | 10 |
| Bills | 4 | 05:23 | T.Bass 25 yd. Field Goal (9-67, 4:22) | 20 | 13 |
| Steelers | 4 | 02:42 | C.Boswell 45 yd. Field Goal (9-48, 2:41) | 23 | 13 |
| Bills | 4 | 00:46 | T.Bass 42 yd. Field Goal (10-40, 1:56) | 23 | 16 |

PITTSBURGH STEELERS

| PASSING | ATT | CP | YDS | SK/YD | TD | LG | INT | RTG |
|--------------------|-----|----|-----|-------|----|----|-----|------|
| Ben Roethlisberger | 32 | 18 | 188 | 2/11 | 1 | 24 | 0 | 83.9 |
| TOTAL | 32 | 18 | 188 | 2/11 | 1 | 24 | 0 | 83.9 |

| RUSHING | ATT | YDS | AVG | LG | TD |
|--------------------|-----|-----|------|----|----|
| Najee Harris | 16 | 45 | 2.8 | 18 | 0 |
| Chase Claypool | 1 | 25 | 25.0 | 25 | 0 |
| Ben Roethlisberger | 4 | 5 | 1.3 | 8 | 0 |
| TOTAL | 21 | 75 | 3.6 | 25 | 0 |

| RECEIVING | NO | YDS | AVG | LG | TD |
|---------------------|----|-----|------|----|----|
| Diontae Johnson | 5 | 36 | 7.2 | 14 | 1 |
| JuJu Smith-Schuster | 4 | 52 | 13.0 | 24 | 0 |
| Chase Claypool | 3 | 45 | 15.0 | 22 | 0 |
| James Washington | 2 | 10 | 5.0 | 9 | 0 |
| Pat Freiermuth | 1 | 24 | 24.0 | 24 | 0 |
| Eric Ebron | 1 | 19 | 19.0 | 19 | 0 |
| Najee Harris | 1 | 4 | 4.0 | 4 | 0 |
| Zach Gentry | 1 | -2 | -2.0 | -2 | 0 |
| TOTAL | 18 | 188 | 10.4 | 24 | 1 |

| TOP DEFENSE | TOT | SOLO | AST | SCK | YDS | INT |
|--------------------|-----|------|-----|-----|-----|-----|
| Devin Bush | 10 | 6 | 4 | 0.0 | 0.0 | 0 |
| Minkah Fitzpatrick | 10 | 6 | 4 | 0.0 | 0.0 | 0 |
| James Pierre | 6 | 6 | 0 | 0.0 | 0.0 | 0 |

| FIELD GOALS | FGM/FGA | PERCENT | RESULTS |
|---------------|---------|---------|---------------|
| Chris Boswell | 3-3 | 100.0 | 24G, 20G, 45G |
| TOTAL | 3-3 | 100.0 | |

BUFFALO BILLS

| PASSING | ATT | CP | YDS | SK/YD | TD | LG | INT | RTG |
|------------|-----|----|-----|-------|----|----|-----|------|
| Josh Allen | 51 | 30 | 270 | 3/16 | 1 | 37 | 0 | 79.7 |
| TOTAL | 51 | 30 | 270 | 3/16 | 1 | 37 | 0 | 79.7 |

| RUSHING | ATT | YDS | AVG | LG | TD |
|------------------|-----|-----|------|----|----|
| Devin Singletary | 11 | 72 | 6.5 | 25 | 0 |
| Josh Allen | 9 | 44 | 4.9 | 11 | 0 |
| Matt Breida | 4 | 4 | 1.0 | 7 | 0 |
| Isaiah McKenzie | 1 | -3 | -3.0 | -3 | 0 |
| TOTAL | 25 | 117 | 4.7 | 25 | 0 |

| RECEIVING | NO | YDS | AVG | LG | TD |
|------------------|----|-----|------|----|----|
| Stefon Diggs | 9 | 69 | 7.7 | 13 | 0 |
| Cole Beasley | 8 | 60 | 7.5 | 12 | 0 |
| Emmanuel Sanders | 4 | 52 | 13.0 | 16 | 0 |
| Dawson Knox | 4 | 41 | 10.3 | 13 | 0 |
| Devin Singletary | 3 | 8 | 2.7 | 5 | 0 |
| Gabriel Davis | 2 | 40 | 20.0 | 37 | 1 |
| TOTAL | 30 | 270 | 9.0 | 37 | 1 |

| TOP DEFENSE | TOT | SOLO | AST | SCK | YDS | INT |
|---------------|-----|------|-----|-----|------|-----|
| Taron Johnson | 7 | 7 | 0 | 0.0 | 0.0 | 0 |
| Jordan Poyer | 6 | 5 | 1 | 1.0 | 10.0 | 0 |
| Micah Hyde | 6 | 5 | 1 | 0.0 | 0.0 | 0 |

| FIELD GOALS | FGM/FGA | PERCENT | RESULTS |
|-------------|---------|---------|---------------|
| Tyler Bass | 3-3 | 100.0 | 37G, 25G, 42G |
| TOTAL | 3-3 | 100.0 | |

Team Statistics

| | Steelers | Bills |
|------------------------------|----------|----------|
| First Downs | 16 | 22 |
| 3rd-Down Eff. (Made/Att/Pct) | 4/12/33% | 8/18/44% |
| 4th-Down Eff. (Made/Att/Pct) | 0/0/0% | 1/3/33% |
| Total Net Yards | 252 | 371 |
| Total Plays | 55 | 79 |
| Yards Per Play | 4.6 | 4.7 |
| Rushes/Net Yards | 21/75 | 25/117 |
| Net Passing | 177 | 254 |
| Pass Attempts/Completions | 32/18 | 51/30 |
| Had Intercepted | 0 | 0 |
| Sacked/Yards Lost | 2/11 | 3/16 |
| Punts/Average | 5/41.4 | 4/34.3 |
| Penalties/Yards | 5/32 | 8/81 |
| Fumbles/Lost | 1/0 | 4/1 |
| Possession Time | 26:43 | 33:17 |

THE LAST TIME THE STEELERS/OPPONENT...

Overtime Game Won

By Steelers – Pittsburgh 23, Seattle 20, 10/17/21
By Opponent – Chicago 23, Pittsburgh 17, 9/24/17

Tie Game

Home – Pittsburgh 16, Detroit 16, 11/14/21
Away – Pittsburgh 21, at Cleveland 21, 9/9/18

Shutout

By Steelers – Pittsburgh 27, St. Louis 0, 12/24/11
By Opponent – Jacksonville 9, Pittsburgh 0, 9/18/06

Kickoff Returned for a TD

By Steelers – **JuJu Smith Schuster** (96 yards) vs. Cleveland, 12/31/17
By Opponent – Jacoby Jones (108 yards) vs. Baltimore, 11/2/14

Punt Returned for a TD

By Steelers – **Diontae Johnson** (85 yards) vs. Arizona, 12/8/19
By Opponent – Desmond King II vs. L.A. Chargers, 12/12/18

Intercepted Pass Returned for a TD

By Steelers – **Joe Haden** (14 yards) vs. Baltimore, 12/2/20
By Opponent – Mike Hilton (24 yards) at Cincinnati, 11/28/21

Fumble Returned for a TD

By Steelers – **Minkah Fitzpatrick** (43 yards) vs. L.A. Rams, 11/10/19
By Opponent – DeAndre Houston-Carson (25 yards) vs. Chicago, 11/8/21

Blocked Punt

By Steelers – **Miles Killebrew** at L.A. Chargers, 11/21/21
By Opponent – Javorius Allen at Baltimore, 11/6/16

Blocked Punt for a TD

By Steelers – **Ulysees Gilbert III** (8 yards) at Buffalo, 9/12/21
By Opponent – Chris Moore (14 yards) at Baltimore, 11/6/16

Blocked Field Goal

By Steelers – J.J. Fort at New Orleans, 12/23/18
By Opponent – Justin Simmons at Denver, 11/25/18

Blocked Field Goal for a TD

By Steelers – Bob O'Neill (73 yards) vs. Chicago Cardinals, 10/13/57
By Opponent – Chris Moore (14 yards) at Baltimore, 11/6/16

Blocked PAT

By Steelers – **Cameron Heyward** vs. Indianapolis, 11/3/19
By Opponent – Tyrone Crawford at Dallas, 11/8/20



Minkah Fitzpatrick Intercepted Pass for a TD 10/7/18 vs. Atlanta

Safety Scored

By Steelers – vs. Denver (Sam Martin tackled in endzone by **Derek Watt**), 9/20/20
By Opponent – at Baltimore Ravens (Devlin Hodges called for intentional grounding in the endzone), 12/29/19

Two 100-Yard Rushers in Same Game

By Steelers – at Carolina (Le'Veon Bell 147, LeGarrette Blount 118), 9/21/14
By Opponent – None

200 Yards Rushing

By Steelers – Le'Veon Bell (236 yards) at Buffalo, 12/11/16
By Opponent – Dalvin Cook (205 yards) at Minnesota, 12/9/21

300 Yards Passing

By Steelers – **Ben Roethlisberger** (308 yards) at Minnesota, 12/9/21
By Opponent – Justin Herbert (382 yards) at L.A. Chargers, 11/21/21

400 Yards Passing

By Steelers – **Ben Roethlisberger** (402 yards) at Denver, 11/25/18
By Opponent – Ryan Fitzpatrick (411 yards) at Tampa Bay, 9/24/18

500 Yards Passing

By Steelers – **Ben Roethlisberger** (506 yards) vs. Baltimore, 12/10/17
By Opponent – None

200 Yards Receiving

By Steelers – Markus Wheaton [201 yards] at Seattle, 11/29/15
By Opponent – A.J. Green (224 yards) at Cincinnati, 12/7/14

Four TD Passes

By Steelers – **Ben Roethlisberger** vs. Cincinnati, 11/15/20
By Opponent – Derek Carr vs. Oakland, 11/8/15

Five TD Passes

By Steelers – **Ben Roethlisberger** vs. Carolina, 11/8/18
By Opponent – Russell Wilson at Seattle, 11/29/15

Six TD Passes

By Steelers – **Ben Roethlisberger** vs. Baltimore, 11/2/14
By Opponent – Patrick Mahomes vs. Kansas City, 9/16/18

Three TD Receptions

By Steelers – **Chase Claypool** vs. Philadelphia, 10/11/20
By Opponent – Doug Baldwin at Seattle, 11/29/15

Four TD Receptions

By Steelers – Roy Jefferson vs. Atlanta, 11/3/68
By Opponent – Don Beebe at Buffalo, 9/8/91

Three TDs Rushing

By Steelers – Le'Veon Bell at Buffalo, 12/11/16
By Opponent – Arlen Harris vs. St. Louis, 10/26/03

Four Field Goals

By Steelers – **Chris Boswell** vs. Tennessee, 12/19/21
By Opponent – Justin Tucker vs. Baltimore, 9/30/18

Five Field Goals

By Steelers – **Chris Boswell** at Cincinnati, 10/22/17
By Opponent – Matt Prater at Detroit, 10/29/17

THE LAST TIME THE STEELERS/OPPONENT...

Six Field GoalsBy Steelers – **Chris Boswell** at Cincinnati, 12/18/16

By Opponent – Todd Peterson vs. Seattle, 9/26/99

Three Interceptions

By Steelers – Darren Perry at Cleveland, 9/11/94

By Opponent – Dick Anderson (4) at Miami, 12/3/73

Four Interceptions

By Steelers – Jack Butler vs. Washington, 12/13/53

By Opponent – Dick Anderson at Miami, 12/3/73

Three SacksBy Steelers – **T.J. Watt** vs. Chicago, 11/8/21

By Opponent – Terrell Suggs at Baltimore, 9/11/11

Four Sacks

By Steelers – Joey Porter at Tampa Bay, 10/21/01

By Opponent – Alfred Williams vs. Cincinnati, 10/16/94

Five Sacks

By Steelers – Joe Greene at Houston, 12/10/72

By Opponent – None

Gained 500 Yards of Total Offense

By Steelers – 527 (75 rush, 452 pass) at Denver, 11/25/18

By Opponent – 533 (159 rush, 374 pass) at L.A. Chargers, 11/21/21

Limited Team to Under 100 Yards of Total Offense

By Steelers – 98 (81 rush, 17 pass), 10/29/06 at Oakland

By Opponent – 53 (36 rush, 17 pass), 9/10/89 vs. Cleveland

Three Interceptions (TEAM)

By Steelers – at Arizona, 12/8/19

By Opponent – at Tennessee, 10/25/20

Four Interceptions (TEAM)

By Steelers – at Jacksonville, 11/22/20

By Opponent – vs. Buffalo, 12/15/19

Five Interceptions (TEAM)

By Steelers: 12/5/93 vs. New England

By Opponent: 10/8/17 vs. Jacksonville

Five Takeaways (TEAM)

By Steelers – (5) at San Francisco (2 INT, 3 FUM), 9/22/19

By Opponent – (5) vs. Buffalo (4 INT, 1 FUM), 12/15/19

Six Takeaways (TEAM)

By Steelers – (7) at Tennessee (3 INT, 4 FUM), 9/19/10

By Opponent – (6) at Cleveland (4 INT, 2 FUM), 9/9/18

Two 100-Yard Receivers in Same GameBy Steelers – at New Orleans (Brown 185, **Smith-Schuster** 115), 12/23/18

By Opponent – vs. Kansas City (Kelce 109, Watkins 100), 9/16/18

100 Yards Rushing

By Steelers – at Minnesota (24-106), 12/9/21

By Opponent – vs. Tennessee (42-201), 12/19/21

200 Yards Rushing

By Steelers: at Buffalo (42-240), 12/11/16

By Opponent: vs. Tennessee (42-201), 12/19/21

100-Yard Rusher and 100-Yard ReceiverBy Steelers – vs. Denver (**Harris** 122, **Claypool** 130), 11/28/19

By Opponent – at Cincinnati (Mixon 165, Higgins 114), 11/28/21

100-Yard Rusher and Two 100-Yard ReceiversBy Steelers – at Cincinnati (Conner 111, **Smith-Schuster** 111, Brown 105), 10/7/18

By Opponent – at New England (Ridley 115, Gronkowski 143, Dobson 130), 11/3/13

100-Yard Rusher, 300-Yard Passer and 100-Yard ReceiverBy Steelers – at Cleveland (Conner 135, **Roethlisberger** 335, **Smith-Schuster** 119), 9/9/18

By Opponent – vs. Dallas (Elliott 114, Prescott 319, Bryant 116), 1/13/16

100-Yard Rusher, 300-Yard Passer and Two 100-Yard ReceiversBy Steelers – at Cincinnati (Conner 111, **Smith-Schuster** 111, Brown 105, **Roethlisberger** 369), 10/14/18

By Opponent – at New England (Ridley 115, Brady 432, Gronkowski 143, Dobson 130), 11/3/13

100-Yard Rusher and 300-Yard PasserBy Steelers – vs. Indianapolis (D. Williams 134, **Roethlisberger** 364), 12/6/15

By Opponent – at New England (Ridley 115, Brady 432), 11/3/13

100-Yard Receiver and 300-Yard PasserBy Steelers – vs. Cincinnati (**Harris** 116, **Roethlisberger** 318), 9/26/21

By Opponent – at L.A. Chargers (Allen 112, Herbert 382), 11/21/21

Two 100-Yard Receivers and 300-Yard PasserBy Steelers – at New Orleans (Brown 185, **Smith-Schuster** 115, **Roethlisberger** 462), 12/23/18

By Opponent – vs. Kansas City (Kelce 109, Watkins 100, Mahomes 326), 9/16/18

100-Yard Rusher, 100-Yard Receiver, 200-Yard Receiver and 400-Yard Passer

By Steelers: vs. Atlanta (Zereoue 123, Burress 253, Ward 139, Maddox 473), 11/10/02

By Opponent – None

100-Yard Rusher, Two 100-Yard Receivers and 400-Yard Passer

By Steelers: vs. Atlanta (Zereoue 123, Burress 253, Ward 139, Maddox 473), 11/10/02

By Opponent: at New England (Ridley 115, Gronkowski 143, Dobson 130, Brady 432), 11/3/13

Three 100-Yard Receivers and 300-Yard Passer

By Steelers: vs. Chicago Cardinals (Orr 205, McClaire 139, Tracy 106, Layne 409), 12/13/58

By Opponent – at St. Louis (D. Williams 114, Conrad 133, Smith 105, Hart 353), 11/10/68

Three Rushing TouchdownsBy Steelers – vs. Cleveland (Connor 1, **Claypool** 1, **Snell** 1), 10/18/20

By Opponent – at Cincinnati (Mixon 2, Burrow 1), 11/28/21

Four Rushing TouchdownsBy Steelers – Detroit (Bettis 3, **Roethlisberger** 1), 1/1/06

By Opponent – at San Diego (McGee 2, Anderson 1, Spencer 1), 12/8/85

THE LAST TIME THE STEELERS/OPPONENT ...

Five Rushing Touchdowns

By Steelers – at Kansas City (Bettis 2, Stewart 2, Pegram 1), 11/3/96
By Opponent – at Cleveland (Hanulak 3, Morrison 1, Reynolds 1), 12/12/54

Three Touchdown Passes

By Steelers – at L.A. Chargers (**Roethlisberger** 3), 11/21/21
By Opponent – at L.A. Chargers (Herbert 3), 11/21/21

Four Touchdown Passes

By Steelers – vs. Cincinnati (**Roethlisberger** 4), 11/15/20
By Opponent – at Oakland (Carr 4), 11/18/15

Five Touchdown Passes

By Steelers – vs. Carolina (**Roethlisberger** 5), 11/8/18
By Opponent – at Seattle (Wilson 5), 11/29/15

Six Touchdown Passes

By Steelers – vs. Baltimore (**Roethlisberger** 6), 11/2/14
By Opponent – vs. Kansas City (Mahomes 6), 9/16/18

Six Sacks

By Steelers – at Jacksonville (6-40), 11/18/18
By Opponent – vs. Baltimore (6-34), 11/20/05

Seven or more Sacks

By Steelers – vs. Denver Broncos (7-61), 9/20/20
By Opponent – at Cleveland (8-60), 12/20/09

Two Opponent Fumble Recoveries

By Steelers – vs. Cincinnati (**Snell** 1, Nelson 1), 11/15/20
By Opponent – at New Orleans (Okafor 1, Davis 1), 12/23/18

Three Opponent Fumble Recoveries

By Steelers – vs. Tennessee (**Fitzpatrick** 1, **Watt** 1, **Haden** 1), 12/19/21
By Opponent – at Cleveland (Schobert 2, Peppers 1), 9/9/18

Shutout on Road

By Steelers – at Cleveland (41-0), 12/24/05
By Opponent – at Baltimore (0-27), 11/26/06

Shutout at Home

By Steelers – vs. St. Louis (27-0), 12/24/11
By Opponent – vs. Baltimore (0-16), 9/3/00

Overtime Win away from Pittsburgh

By Steelers – at Buffalo (19-16), 11/28/10
By Opponent – at Dallas (27-24), 12/16/12

Overtime Win in Pittsburgh

By Steelers – vs. Seattle (23-20), 10/17/21
By Opponent – vs. Baltimore (23-20), 10/1/15

40 Points

By Steelers – vs. Atlanta (41-17), 10/17/18
By Opponent – at Cincinnati (41-10), 11/28/21

50 Points

By Steelers – vs. Carolina (52-21), 11/8/18
By Opponent – at New England (55-31), 11/3/13

Two-Point Conversion

By Steelers – at Minnesota (**Roethlisberger** - **Johnson** pass), 12/9/21
By Opponent – vs. Denver (Driskel-Fant pass), 9/20/20

Missed Point-After-Touchdown Attempt

By Steelers – vs. Chicago (**Chris Boswell** missed kick), 11/8/21
By Opponent – at Buffalo (Tyler Bass missed wide right), 12/13/20