

A close-up photograph of a dark, metallic railing, likely at a stadium, covered in numerous water droplets. In the background, a white rectangular sign is visible, featuring the word "Steelers" in a bold, black, sans-serif font. The railing has a horizontal bar with a central latch mechanism.

# Steelers

**2021 WEEK 17**

**CLEVELAND BROWNS VS. PITTSBURGH STEELERS**

Monday, Jan. 3  
Heinz Field

## PITTSBURGH STEELERS COMMUNICATIONS

Burt Lauten - Director of Communications  
 Michael Bertsch - Communications Manager  
 Angela Tegnella - Communications Coordinator  
 MacKaiya Cherry - Communications Assistant/Social Media



UPMC ROONEY  
SPORTS COMPLEX

## PITTSBURGH STEELERS

3400 South Water Street • Pittsburgh, PA 15203  
 412-432-7820

## PITTSBURGH STEELERS GAME RELEASE WEEK 17

## CLEVELAND BROWNS

## GAME INFORMATION

	Monday, January 3 8:15 p.m. ET	Heinz Field Pittsburgh, PA Capacity 68,400 // Natural Grass
	ESPN Locally WTAE-TV	Steve Levy (play-by-play) Brian Griese (analysis) Louis Riddick (analysis) Lisa Salters (sideline)
	Steelers Radio Network (48 affiliates) 102.5 WDVE-FM (Pittsburgh) 970 WBGG-AM (Pittsburgh)	Bill Hillgrove (play-by-play) Craig Wolfley (analysis) Missi Matthews (sideline) Max Starks (sideline)
	Westwood One (National)	Kevin Harlan (play-by-play) Kurt Warner (analysis)

## THE SERIES

All-Time	Steelers lead, 78-61-1	Last: Steelers Win, 15-10 (Oct. 31, 2021)
Home	Steelers lead, 49-22	Last: Browns Win, 48-37 (Jan. 10, 2021)
Away	Browns lead, 39-29-1	Last: Steelers Win, 15-10 (Oct. 31, 2021)

## THE COACHES

	Head Coach	At Franchise	Overall	vs. Opp
Steelers	Mike Tomlin	152-85-2 (15)	152-85-2 (15)	23-5-1
Browns	Kevin Stefanski	18-13 (2)	18-13 (2)	1-2

## COMMUNICATIONS STAFF

Director of Communications	Burt Lauten	lautenb@steelers.nfl.com 412-432-7821
Communications Manager	Michael Bertsch	bertschm@steelers.nfl.com 412-432-7822
Communications Coordinator	Angela Tegnella	tegnellaa@steelers.nfl.com 412-432-7820
Communications Assistant/Social Media	MacKaiya Cherry	cherrym@steelers.nfl.com 412-432-7893

## 2021 REGULAR-SEASON SCHEDULE (7-7-1)

Day	Date	Opponent	TV	Time/Result
Sun.	Sept. 12	at Buffalo		W, 23-16
Sun.	Sept. 19	Las Vegas		L, 26-17
Sun.	Sept. 26	Cincinnati		L, 24-10
Sun.	Oct. 3	at Green Bay		L, 27-17
Sun.	Oct. 10	Denver	FOX	W, 27-19
Sun.	Oct. 17	Seattle		W, 23-20 (ot)

## BYE WEEK

Sun.	Oct. 31	at Cleveland		W, 15-10
Mon.	Nov. 8	Chicago		W, 29-27
Sun.	Nov. 14	Detroit	FOX	T, 16-16 (ot)
Sun.	Nov. 21	at L.A. Chargers		L, 41-37
Sun.	Nov. 28	at Cincinnati		L, 41-10
Sun.	Dec. 5	Baltimore		W, 20-19
Thur.	Dec. 9	at Minnesota	FOX	L, 36-28
Sun.	Dec. 19	Tennessee		W, 19-13
Sun.	Dec. 26	at Kansas City		L, 36-10
Mon.	Jan. 3	Cleveland		8:15 p.m.
Sun.	Jan. 9	at Baltimore*		1 p.m.

\*Sunday night games in Weeks 5-17 subject to change; Week 18 game TBD

NOTE: All times are Eastern

Home games in **BOLD**

## 2021 POSTSEASON SCHEDULE

Day	Date	Game
Sat./Sun.	Jan. 15/16	Wildcard Playoff Games
Sat./Sun.	Jan. 22/23	Divisional Playoff Games
Sun.	Jan. 30	Conference Championships
Sun.	Feb. 13	Super Bowl LVI (Los Angeles, CA)

## WHAT'S INSIDE

3	Covering The Steelers	50-54	Individual Defense Notes	166	Big Run Plays (10+)	189	Week-by-Week NFL Rankings
4	Countdown To Kickoff	54-56	Special Teams Notes	167	Big Plays (GBG)	190-191	Offense/Defense (GBG)
5-7	Monday Night Football	57-62	Series History	168	Opp. Big Plays (GBG)	192-193	Turnover Chart
8	Regular-Season Home Finale	63-67	NFL Standings	169	Big Returns/Opp. Big Returns	194-195	Ind. GBG (Passing)
9-10	Facing QB Drafted No. 1	64	Steelers Record When	170-172	Drive Charts	196	Ind. GBG (Rushing)
10-19	Team Notes	65-69	Roster Information	173	Opening Drives	197-198	Ind. GBG (Receiving)
20	Tomlin's Record When	70	Depth Chart	174	Drive Production (GBG)	199-201	Ind. GBG (Defense)
21-24	Tomlin Notes	71-72	Transactions	175-176	Scoring Drives	202	Ind. GBG (Fumble Returns)
24	Team Offense Notes	73-156	Updated Player Bios	177	Longest Drives	203	Ind. GBG (Int. Returns)
25	Ben By The Numbers	157-158	Results/Individual Statistics	178-179	Red-Zone Efficiency	204-205	Ind. GBG (Special Teams)
26	Ben Moving On Up	159	Special Teams Tackles	180	Yards Gained by Down	206	Ind. GBG (Punting)
27-35	Ben Roethlisberger Notes	160	Game-by-Game Starters	181	Third Down Efficiency/Opp.	207	Ind. GBG (Field Goals)
36-39	Individual Offense Notes	161	Participation	182	Fourth Down Efficiency/Opp.	208	Ind. GBG (Kickoff Returns)
39-43	Team Defense Notes	162-163	Individual Game Highs	183-186	Defensive Summaries	209	Ind. GBG (Punt Returns)
44	Watt To Look For	164	Big Yardage Games	187	Defensive Stats (GBG)	210-224	Game Summaries
45-50	T.J. Watt Notes	165	Big Pass Plays (20+)	188	Team Rankings	225-227	The Last Time



### WEEKLY PRESS CONFERENCE

- The Steelers will make head coach **Mike Tomlin** available for a Zoom press conference at **Noon ET on Tuesday, Dec. 28** (Weekday 1).

### Tuesday, Dec. 28

- **Coach Tomlin** will be available via Zoom on Weekday 1 starting at Noon ET
- No player availability: day off

### Wednesday, Dec. 29 - Saturday, Jan. 1

- TBD

### Sunday, Jan. 2

- No media availability: day before game

### Monday, Jan. 3

- Pittsburgh Steelers vs. Cleveland Browns: 8:15 p.m. (ESPN, locally WTAE-TV)

\*Schedule subject to change

### PITTSBURGH STEELERS ON OMG

- The Steelers media website is [www.NFLOMG.com](http://www.NFLOMG.com). Please follow the link and click on the Steelers logo to access the team's page.
- For general access to the NFL OMG site, use the following user name (steelersmedia) and password (steelersmedia).
- For customized access to the NFL OMG site, please email Michael Bertsch at [BertschM@steelers.nfl.com](mailto:BertschM@steelers.nfl.com) or Angela Tegnella at [TegnellaA@steelers.nfl.com](mailto:TegnellaA@steelers.nfl.com).
- The Steelers interactive site will contain the complete 2021 Media Guide, all weekly game releases, player bios and rosters, Steelers staff information and bios, weekly flip cards, a game tracker, all Steelers team and individual records and statistics, Steelers historical information, daily press releases and transcripts and much more.
- The game releases and media guide are updated weekly during the season and available in a PDF format. Team notes, player bios, team and individual records, miscellaneous stats and game summaries are updated following each game and posted on the site.
- On gamedays, the site will host live statistics, updated player notes, postgame quotes and more. It is an easy-to-use, one-stop shop for all media needs and information regarding the Steelers.

### NFLCOMMUNICATIONS.COM

- Journalists worldwide have access to the dedicated media website featuring news from the NFL and its teams. Daily releases, statistics, domestic and international NFL updates and other information about the NFL are available.

### OFFICIAL STEELERS WEBSITE

- Media and fans can read about the latest Steelers news on the official Steelers website. The site, [www.steelers.com](http://www.steelers.com), features breaking news statistics, player biographies and much more.

### STEELERS NATION HD RADIO

- Steelers Nation Radio is a 24-hour/day HD radio station dedicated specifically to the Pittsburgh Steelers. It can be heard on [www.steelers.com](http://www.steelers.com), the official Steelers app or the iHeart app on your smartphone, and at 102.5 WDVE HD2.
- A daily schedule of what is on Steelers Nation HD Radio is available at [www.facebook.com/steelersnationradio](http://www.facebook.com/steelersnationradio).

## STEELERS RADIO COVERAGE

For the 23rd consecutive year, WDVE-FM (102.5) and WBGW-AM (970) are carrying all Steelers games.

Additionally, Steelers games can be heard on a 48-station network spanning Pennsylvania, West Virginia, Ohio, Maryland, New York and South Carolina. All Steelers games will be broadcast in both English and Spanish on Steelers.com.

For the 28th straight season, Bill Hillgrove serves as the "Voice of the Steelers" and handles play-by-play duties for the broadcast. Joining Hillgrove for his 20th season is former Steelers offensive lineman Craig Wolfley, who provides analysis. In her third year, Missi Matthews will be on the sideline throughout the regular season. Former Steelers offensive lineman Max Starks will provide sideline analysis.

Fans in Mexico can listen to broadcasts on Grupo Imagen and games are heard on [www.steelers.com/espanol](http://www.steelers.com/espanol). Stations on the Steelers Radio Network include:

### FLAGSHIP STATIONS

WDVE-FM (102.5), WBGW-AM (970)

### AFFILIATES

#### PENNSYLVANIA

Altoona-WVAM (1430)  
Altoona-WRKY (104.9)  
Beaver Falls-WBVP (1230)  
Beaver Falls-WMBA (1460)  
Bedford-WBVE (107.5)  
Butler-WISR (680)  
Chambersburg-WCHA (800)  
Clarendon-WKBN (104.3)  
Clarion-WCCR (92.7)  
Cooperstown-WUJZ (107.7)  
DuBois-WIFT (102.1)  
DuBois-WKFT (101.3)  
Erie-WRKT (104.9)  
Johnstown-WNTJ (1490)  
Johnstown-WRKW (99.1)  
Latrobe-WCNS (1480)  
Milton-WVLY (100.9)  
Saegertown-WUZZ (94.3)  
Somerset-WNTI (990)  
Starview-WONN (92.7)  
State College-WQWK (1450)  
Uniontown-WMBS (590)  
Washington-WJPA (1450)  
Williamsport-WCCR (99.3)  
Williamsport-WZXR (103.7)

#### MARYLAND

Cumberland-WRQE (106.1)  
Hagerstown-WHAG (1410)

#### OHIO

Fremont-WOHF (92.1)  
Marietta-WJAW (630)  
Youngstown-WNIO (1390)

#### VIRGINIA

Vienna-WDMX (100.1)

#### WEST VIRGINIA

Fairmont-WRLF (94.3)  
Fairmont-WMMN (920)  
New Martinsville-WXCR (92.3)

## @STEELERSPRDEPT

The Steelers Communications Department has created a Twitter account for media to follow for news and information. The department's Twitter account is the primary platform for how the team disseminates news and information including press releases, media advisories, practice and media availability times and more.

## COUNTDOWN TO KICKOFF

1.406	RB <b>Najee Harris's</b> 1,406 yards from scrimmage are the most by a rookie running in franchise history. His 67 receptions are the most by a rookie in franchise history.
380	Since 2014, the Steelers have recorded 380 sacks, which are the most sacks among all NFL teams.
300+	Pittsburgh has allowed just four 300-yard passers since the start of the 2019 season, which is tied for the fewest in the NFL over the span. The quarterbacks to throw for 300 yards against the Steelers over their last 46 games, include Justin Herbert (2021, Week 11 at L.A. Chargers), Derek Carr (2021, Week 2 vs. Las Vegas), Tom Brady (2019, Week 1 at New England) and Philip Rivers (2019, Week 6 at L.A. Chargers).
274	Pittsburgh has registered an NFL-best 274 tackles for loss since the start of the 2019 season. The Steelers led the NFL with 103 tackles for loss in 2020, which were the most by the franchise and tied for third in the NFL since 2008.
200+	Tennessee QB Ryan Tannehill threw for just 153 yards in Week 15. Pittsburgh has limited 23 opponents to 200 passing yards or less since the start of the 2019 season, which is tied for the fourth-most in the NFL over the span.
149	Pittsburgh has scored 149 points in the fourth quarter this season, which is the third-most in the NFL. The Steelers own a 50-point scoring margin (149-99) in the fourth quarter this season, which is the third-best in the NFL.
134	<b>Mike Tomlin</b> and QB <b>Ben Roethlisberger</b> have teamed up for 134 regular-season wins, which are the third-most by a head coach-quarterback pairing in NFL history.
82	Pittsburgh has registered 82 takeaways since the start of the 2019 season, which is the second-most in the NFL in that span. The Steelers have forced multiple turnovers in 27 games in the same span, which leads the League.
66.0	DT <b>Cameron Heyward's</b> 66.0 career sacks are the most by a Steelers' defensive lineman since 1982, third-most by an active NFL defensive tackle, tied for fifth-most in franchise history and tied for the third-most by a Steeler since 1982.
58	Pittsburgh has registered 58 starts by rookie players through Week 16, which is the second-most in the NFL. The Steelers' 58 starts by rookie players are the most by the Steelers since at least 1991.
54	Pittsburgh has registered 54 starts on offense alone from rookies through Week 16, which is the most in the NFL. The Steelers' 54 starts by rookie offensive players are the most by the Steelers since at least 1991.
49	TE <b>Pat Freiermuth's</b> 49 receptions are the most by a rookie tight end in franchise history and 10th-most by a rookie tight end in NFL history.
17+	Pittsburgh has scored 17 or more points in the fourth quarter in four different games in 2021 (Week 1 at Buffalo, Week 11 at L.A. Chargers, Week 13 vs. Baltimore and Week 14 at Minnesota). The Steelers did not score 17 or more points in a single fourth over the previous three seasons (2018-20).
16	S <b>Minkah Fitzpatrick's</b> 16 takeaways (interceptions, fumble recoveries) are the fourth-most in the NFL since the start of the 2019 season.
16	K <b>Chris Boswell</b> has made 16 of 20 field goal attempts in his NFL career from 50 yards or further. His 16 field goals made from 50+ yards are the most in franchise history.
11	RB <b>Najee Harris</b> has already registered two 100-yard rushing games and one 100-yard receiving game. He is the first rookie running back in franchise history and 11th in NFL history to register multiple 100-yard rushing games, and a 100-yard receiving game, in the same season (last, Roy Helu Jr., Washington Football Team, 2011).

## COUNTDOWN TO KICKOFF

10+	The Steelers have won four games when trailing at halftime by 10 or more points since the start of 2020, which is the most in the NFL. Pittsburgh has also won eight games when trailing by 10 or more points since the start of 2020, which is the most in the NFL.
10	K <b>Chris Boswell</b> has made 10 of 12 career field goals (83.3%) in the final two minutes of regulation and overtime.
10	LB <b>Joe Schobert</b> has 10 interceptions since 2017, which is tied for the most in the League among linebackers.
9	K <b>Chris Boswell</b> has connected on 13 of his last 15 field goals of 50+ yards. He made nine straight field goals of 50+ yards before his miss from 56 yards in Week 15 vs. Tennessee. Boswell's previous miss of a field goal of 50+ yards was in Week 7 of 2019 (vs. Miami, Oct. 28).
7.0+	DT <b>Cameron Heyward</b> has now registered at least 7.0 or more sacks in a season six different times in his career, which is tied for the eighth-most by a defensive tackle since 1982.
7	The Steelers have won seven games when trailing at the end of the third quarter since the start of 2020, which is the most in the NFL. Pittsburgh's .417 winning percentage when trailing at the end of the third quarter is the second-highest in the NFL since the start of 2020.
7	With Pittsburgh's 19-13 victory over Tennessee in Week 15, in which the Steelers trailed, 13-3, at halftime, Pittsburgh has now won seven games when trailing at intermission since the start of 2020, which is tied for the most in the NFL.
7	TE <b>Pat Freiermuth's</b> seven TD receptions in 2021 nearly equal the rest of the entire rookie TE class (eight) and are tied for the most by a rookie tight end in franchise history. His seven TD receptions are tied for the fourth-most by a rookie tight end in NFL history.
5+	WR <b>Diontae Johnson</b> has recorded five or more catches in 10 straight games, which is the second-longest active streak in the NFL. His streak of 10 consecutive games with five or more catches is the fourth-longest streak in franchise history.
4+	Pittsburgh has started four or more rookies in 10 games in 2021, which is the second-most in the NFL. The Steelers started four or more rookies in a game just five times over the previous 30 seasons (1991-2020).
4TH	With the 29-27 victory over Chicago in Week 9, head coach Mike Tomlin became the 20th head coach in NFL history to reach 150 career wins. He reached the 150-win plateau in the fourth-fewest games (232 games) in League history.
2ND	LB <b>Joe Schobert</b> has registered at least 100 tackles in each of the last five seasons. His 629 tackles are the second-most in the NFL since the start of the 2017 season.
2ND	Since joining the Steelers in 2015, K <b>Chris Boswell</b> is 175-of-199 field goal attempts (87.9%). He ranks second in field goal percentage among all NFL kickers with at least 190 field goal attempts since 2015.
2	Pittsburgh and Kansas City are the only teams in the NFL to have multiple rookies start on the offensive line in each of their games this season. The Steelers' 30 starts by rookie offensive linemen is the most by the Steelers since at least 1991.
1	K <b>Chris Boswell</b> is one of two kickers in the NFL this season with three or more field goals made in a single quarter (and both came in the fourth quarter, Week 9 vs. Chicago, and Week 15 vs. Tennessee). He is the first kicker in the NFL with three or more field goals made in multiple fourth quarters in the same season since Cairo Santos (Kansas City) in Week 2 and Week of 2016.
1	RB <b>Najee Harris</b> leads NFL rookie running backs in carries (268), rushing yards (984), rushing TDs (six), total TDs (nine), first downs by rush (54), touches (335), targets (87), receptions (67), receiving yards (422), total first downs gained (73) and yards from scrimmage (1,406).



## MONDAY NIGHT FOOTBALL RESULTS (50-25)

Home: 28-5, Road: 22-20

Date	Opponent	Site	Week	Game	Result
11/8/2021	Chicago Bears	H	9	8	W, 29-27
12/21/2020	Cincinnati Bengals	A	15	14	L, 27-17
9/24/2020	New York Giants	A	1	1	W, 26-16
10/28/2019	Miami Dolphins	H	8	7	W, 27-14
9/30/2019	Cincinnati Bengals	H	4	4	W, 27-3
9/24/2018	Tampa Bay Buccaneers	A	3	3	W, 30-27
12/4/2017	Cincinnati Bengals	A	13	12	W, 23-20
9/12/2016	Washington Redskins	A	1	1	W, 38-16
10/12/2015	San Diego Chargers	A	5	5	W, 24-20
11/17/2014	Tennessee Titans	A	11	11	W, 27-24
10/20/2014	Houston Texans	H	7	7	W, 30-23
9/16/2013	Cincinnati Bengals	A	2	2	L, 20-10
11/12/2012	Kansas City Chiefs	H	10	9	W, 16-13 (OT)
12/19/2011	San Francisco 49ers	A	15	14	L, 20-3
11/8/2010	Cincinnati Bengals	A	9	8	W, 27-21
11/9/2009	Denver Broncos	A	9	8	W, 28-10
11/3/2008	Washington Redskins	A	9	8	W, 23-6
9/29/2008	Baltimore Ravens	H	4	4	W, 23-20 (OT)
11/26/2007	Miami Dolphins	H	12	11	W, 3-0
11/5/2007	Baltimore Ravens	H	9	8	W, 38-7
9/18/2006	Jacksonville Jaguars	A	2	2	L, 9-0
11/28/2005	Indianapolis Colts	A	12	11	L, 26-7
10/31/2005	Baltimore Ravens	H	8	7	W, 20-19
10/10/2005	San Diego Chargers	A	5	4	W, 24-22
11/17/2003	San Francisco 49ers	A	11	10	L, 30-14
12/23/2002	Tampa Bay Buccaneers	A	16	15	W, 17-7
10/21/2002	Indianapolis Colts	H	7	6	W, 28-10
9/9/2002	New England Patriots	A	1	1	L, 30-14
10/29/2001	Tennessee Titans	H	7	6	W, 34-7
10/25/1999	Atlanta Falcons	H	7	7	W, 13-9
12/28/1998	Jacksonville Jaguars	A	17	16	L, 21-3
11/9/1998	Green Bay Packers	H	10	9	W, 27-20
10/26/1998	Kansas City Chiefs	A	8	7	W, 20-13
11/3/1997	Kansas City Chiefs	A	10	9	L, 13-10
9/22/1997	Jacksonville Jaguars	A	4	3	L, 30-21
11/25/1996	Miami Dolphins	A	13	12	W, 24-17
10/7/1996	Kansas City Chiefs	A	6	5	W, 17-7
9/16/1996	Buffalo Bills	H	3	3	W, 24-6

## MONDAY NIGHT FOOTBALL RESULTS (50-25)

Home: 28-5, Road: 22-20

Date	Opponent	Site	Week	Game	Result
11/13/1995	Cleveland Browns	H	11	10	W, 20-3
9/18/1995	Miami Dolphins	A	3	3	L, 23-10
11/14/1994	Buffalo Bills	H	11	10	W, 23-10
10/3/1994	Houston Oilers	H	5	5	W, 30-14
12/13/1993	Miami Dolphins	A	15	13	W, 21-20
11/15/1993	Buffalo Bills	H	11	9	W, 23-0
9/27/1993	Atlanta Falcons	A	4	4	W, 45-17
10/19/1992	Cincinnati Bengals	H	7	6	W, 20-0
10/14/1991	New York Giants	H	7	6	L, 23-20
10/29/1990	Los Angeles Rams	H	8	8	W, 41-10
10/13/1986	Cincinnati Bengals	A	6	6	L, 24-22
9/15/1986	Denver Broncos	H	2	2	L, 21-10
9/30/1985	Cincinnati Bengals	H	4	4	L, 37-24
9/16/1985	Cleveland Browns	A	2	2	L, 17-7
11/19/1984	New Orleans Saints	A	12	12	L, 27-24
10/1/1984	Cincinnati Bengals	H	5	5	W, 38-17
10/10/1983	Cincinnati Bengals	A	6	6	W, 24-14
9/13/1982	Dallas Cowboys	A	1	1	W, 36-28
12/7/1981	Oakland Raiders	A	14	14	L, 30-27
10/26/1981	Houston Oilers	H	8	8	W, 26-13
12/22/1980	San Diego Chargers	A	16	16	L, 26-17
10/20/1980	Oakland Raiders	H	7	7	L, 45-34
12/10/1979	Houston Oilers	A	15	15	L, 20-17
10/22/1979	Denver Broncos	H	8	8	W, 42-7
9/3/1979	New England Patriots	A	1	1	W, 16-13 (OT)
11/27/1978	San Francisco 49ers	A	13	13	W, 24-7
10/23/1978	Houston Oilers	H	8	8	L, 24-17
10/17/1977	Cincinnati Bengals	H	5	5	W, 20-14
9/19/1977	San Francisco 49ers	H	1	1	W, 27-0
10/4/1976	Minnesota Vikings	A	4	4	L, 17-6
11/24/1975	Houston Oilers	A	10	10	W, 32-9
11/25/1974	New Orleans Saints	A	11	11	W, 28-7
10/28/1974	Atlanta Falcons	H	7	7	W, 24-17
12/3/1973	Miami Dolphins	A	12	12	L, 30-26
11/5/1973	Washington Redskins	H	8	8	W, 21-16
10/18/1971	Kansas City Chiefs	A	5	5	L, 38-16
11/2/1970	Cincinnati Bengals	H	7	7	W, 21-10
19-game home winning streak					

### STEELERS ON MONDAY NIGHT

- Since Monday Night Football debuted in 1970, the Steelers have played in 75 games and holds a 50-25 (.667) mark under the lights on Monday, including 28-5 (.848) at home and 22-20 (.524) on the road.
- Pittsburgh's 75 appearances on Monday Night Football are tied for the fourth-most in the NFL.

### MOST MONDAY NIGHT FOOTBALL GAMES

RANK	TEAM	GAMES
1.	Miami Dolphins	86
2.	Dallas Cowboys	83
3.	San Francisco 49ers	79
4.	Pittsburgh Steelers	75
	Denver Broncos	75

- Pittsburgh's .667 winning percentage on Monday Night Football is the highest in the NFL (min. 50 games).

BEST MONDAY NIGHT FOOTBALL WIN PERCENTAGE (MIN. 50 GAMES)

RANK	TEAM	W	L	T	WIN PCT.
1.	Pittsburgh Steelers	50	25	0	.667
2.	San Francisco 49ers	50	29	0	.633
3.	Las Vegas Raiders	42	30	1	.582
4.	Dallas Cowboys	48	35	0	.578
5.	Philadelphia Eagles	36	29	0	.554

- The Steelers' 50 victories on Monday Night Football are tied for the most in the NFL.

MOST MONDAY NIGHT FOOTBALL WINS

RANK	TEAM	WINS
1.	Pittsburgh Steelers	50
	San Francisco 49ers	50
3.	Dallas Cowboys	48
4.	Miami Dolphins	42
	Oakland/L.A./Las Vegas Raiders	42

- Pittsburgh's .848 home winning percentage on Monday Night Football is the highest in the NFL.
- Pittsburgh has won 19 consecutive Monday Night Football home games. The Steelers last lost a MNF home game on Oct. 14, 1991 vs. New York Giants (23-20).

BEST MONDAY NIGHT FOOTBALL HOME WIN PERCENTAGE SINCE 1970 AFL-NFL MERGER

RANK	TEAM	W	L	T	WIN PCT.
1.	Pittsburgh Steelers	28	5	0	.848
2.	Seattle Seahawks	19	7	0	.731
3.	Kansas City Chiefs	17	7	0	.708
4.	Las Vegas Raiders	20	9	0	.690
5.	Indianapolis Colts	13	6	0	.684

- The Steelers' 28 home victories on Monday Night Football are the third-most in the NFL.

MOST MONDAY NIGHT FOOTBALL HOME WINS

RANK	TEAM	WINS
1.	Miami Dolphins	34
2.	San Francisco 49ers	29
3.	Pittsburgh Steelers	28
4.	Denver Broncos	24
5.	Philadelphia Eagles	22
	Dallas Cowboys	22

MONDAY NIGHT FOOTBALL SUPERLATIVES

Passing Yards				
	Name	Date	Opponent	Result
374	Mark Malone	9/30/1985	vs. Cincinnati	L, 37-24
353	Ben Roethlisberger	9/24/2018	at Tampa Bay	W, 30-27
338	Mike Tomczak	10/7/1996	at Kansas City	W, 17-7
Pass Completions				
30	Ben Roethlisberger	9/24/2018	at Tampa Bay	W, 30-27
27	Ben Roethlisberger	9/12/2016	at Washington	W, 38-16
26	Mark Malone	9/30/1985	vs. Cincinnati	L, 37-24
Pass Attempts				
48	Mark Malone	9/15/1986	vs. Denver	L, 21-10
45	Mark Malone	9/16/1985	at Cleveland	L, 17-7
44	Three times			
	Most recently - Ben Roethlisberger	12/19/2011	at San Francisco	L, 20-3
Passing Touchdowns				
5	Ben Roethlisberger	11/5/2007	vs. Baltimore	W, 38-7
4	Bubby Brister	10/29/1990	vs. L.A. Rams	W, 41-10
3	Five times			
	Most recently - Ben Roethlisberger	9/24/2018	at Tampa Bay	W, 30-27
Long Pass				
75	Ben Roethlisberger	9/24/2018	at Tampa Bay	W, 30-27
72	Michael Vick	10/12/2015	at San Diego	W, 24-20
57	Tommy Maddox	10/29/2001	vs. Tennessee	W, 34-7
Completion Percentage (min. 14 pass att.)				
85.7	Mason Rudolph	9/30/2019	vs. Cincinnati	W, 27-3
	Ben Roethlisberger	11/26/2007	vs. Miami	W, 3-0
81.3	Terry Bradshaw	11/24/1975	at Houston Oilers	W, 32-9
	Ben Roethlisberger	11/5/2007	vs. Baltimore	W, 38-7
Passer Rating (min. 14 pass att.)				
158.3	Ben Roethlisberger	11/5/2007	vs. Baltimore	W, 38-7
135.3	Neil O'Donnell	9/27/1993	at Atlanta	W, 45-17
125.0	Terry Bradshaw	9/13/1982	at Dallas	W, 36-28
Rushing Yards				
204	Le'Veon Bell	11/17/2004	at Tennessee	W, 27-24
155	Rashard Mendenhall	11/9/2009	at Denver	W, 28-10
149	Franco Harris	11/24/1975	at Houston Oilers	W, 32-9
Rushing Attempts				
34	Jerome Bettis	11/9/1998	vs. Green Bay	W, 27-20
33	Le'Veon Bell	11/17/2014	at Tennessee	W, 27-24
	Jerome Bettis	10/26/1998	at Kansas City	W, 20-13
Rushing Touchdowns				
3	Barry Foster	9/27/1993	at Atlanta	W, 45-17
2	Nine times			
	Most recently - DeAngelo Williams	9/12/2016	at Washington	W, 38-16

MONDAY NIGHT FOOTBALL SUPERLATIVES

Long Rush				
	Name	Date	Opponent	Result
42	Amos Zereoue	10/21/2002	vs. Indianapolis	W, 28-10
36	Hines Ward	10/29/2001	vs. Tennessee	W, 34-7
	Rashard Mendenhall	11/9/2009	at Denver	W, 28-10
Receptions				
11	John Stallworth	9/30/1985	vs. Cincinnati	L, 37-24
10	Andrew Hastings	9/18/1995	at Miami	L, 23-10
9	Five times			
	Most recently - JuJu Smith-Schuster	9/24/2018	at Tampa Bay	W, 30-27
Receiving Yards				
151	Plaxico Burress	10/29/2001	vs. Tennessee	W, 34-7
151	John Stallworth	9/30/1985	vs. Cincinnati	L, 37-24
137	John Stallworth	9/13/1982	W 36-28	
Receiving Touchdowns				
2	15 times			
	Most recently - Pat Freiermuth	11/8/2021	vs. Chicago	W, 29-27
Long Reception				
75	Vance McDonald	9/24/2018	at Tampa Bay	W, 30-27
72	Markus Wheaton	10/12/2015	at San Diego	W, 24-20
57	Troy Edwards	10/29/2001	vs. Tennessee	W, 34-7
Scrimmage Yards				
222	Le'Veon Bell	11/17/2004	at Tennessee	W, 27-24
182	Le'Veon Bell	12/4/2007	at Cincinnati	W, 23-20
178	Franco Harris	10/28/1974	vs. Atlanta	W, 24-17
All-Purpose Yards				
222	Le'Veon Bell	11/17/2004	at Tennessee	W, 27-24
209	Louis Lipps	11/19/1984	at New Orleans	L, 27-24
201	Rich Erenberg	9/30/1985	vs. Cincinnati	L, 37-24
Total Yards				
349	Mark Malone	9/30/1985	vs. Cincinnati	L, 37-24
337	Mike Tomczak	10/7/1996	at Kansas City	W, 17-7
334	Ben Roethlisberger	9/24/2018	at Tampa Bay	W, 30-27
Tackles				
13	James Farrior	11/3/2008	at Washington	W, 23-6
12	Tyrone Carter	11/26/2007	vs. Miami	W, 3-0
12	Lawrence Timmons	10/20/2014	vs. Houston Texans	W, 30-23
Tackles for Loss				
4	Kendrell Bell	10/29/2001	vs. Tennessee	W, 34-7
3	12 times			
	Most recently - T.J. Watt	11/8/2021	vs. Chicago	W, 29-27

MONDAY NIGHT FOOTBALL SUPERLATIVES

Sacks				
	Name	Date	Opponent	Result
3.5	James Harrison	11/5/2007	vs. Baltimore	W, 38-7
3	Five times			
	Most recently - T.J. Watt	11/8/2021	vs. Chicago	W, 29-27
Interceptions				
2	10 times			
	Most recently - Minkah Fitzpatrick	10/28/2019	vs. Miami	W, 27-14
Passes Defended				
3	Seven times			
	Most recently - James Farrior	11/3/2008	at Washington	W, 23-6
Most Points Scored				
45	9/27/1993		at Atlanta	W, 45-17
42	10/22/1979		vs. Denver	W, 42-7
41	10/29/1990		vs. L.A. Rams	W, 41-10
Fewest Points Scored				
0	9/18/2006		at Jacksonville	L, 9-0
3	11/26/2007		vs. Miami	W, 3-0
	12/19/2011		at San Francisco	L, 20-3
	12/28/1998		at Jacksonville	L, 21-3
Most Combined Points Scored				
79	10/20/1980		vs. Oakland	L, 45-34
64	9/13/1982		at Dallas	W, 36-28
62	9/27/2993		at Atlanta	W, 45-17
Most Points Allowed				
45	10/20/1980		vs. Oakland	L, 45-34
38	10/18/1971		at Kansas City	L, 38-16
37	9/30/1985		vs. Cincinnati	L, 37-24
Fewest Points Allowed				
0	Four times			
	Most recently - 11/26/2007		vs. Miami	W, 3-0
3	Two times			
	Most recently - 9/30/2019		vs. Cincinnati	W, 27-3
Largest Margin of Victory				
35	10/22/1979		vs. Denver Broncos	W, 42-7
31	10/29/1990		vs. Los Angeles Rams	W, 41-10
31	11/5/2007		vs. Baltimore Ravens	W, 38-7
Largest Margin of Defeat				
22	10/18/1971		at Kansas City	L, 38-16
19	11/28/2005		at Indianapolis	L, 26-7
18	12/28/1998		at Jacksonville	L, 21-3

REGULAR-SEASON HOME FINALE			
Overall: 39-12, Cleveland: 14-1			
Date	Week	Team	Result
12/27/2020	16	Indianapolis Colts	W, 28-24
12/15/2019	15	Buffalo Bills	L, 10-17
12/30/2018	17	Cincinnati Bengals	W, 16-13
12/31/2017	17	Cleveland Browns	W, 28-24
1/1/2017	17	Cleveland Browns	W, 27-24
12/20/2015	15	Denver Broncos	W, 34-27
12/28/2014	17	Cincinnati Bengals	W, 27-17
12/29/2013	17	Cleveland Browns	W, 20-7
12/30/2012	17	Cleveland Browns	W, 24-10
12/24/2011	16	St. Louis Rams	W, 27-0
12/23/2010	16	Carolina Panthers	W, 27-3
12/27/2009	16	Baltimore Ravens	W, 23-20
12/28/2008	17	Cleveland Browns	W, 31-0
12/16/2007	15	Jacksonville Jaguars	L, 22-29
12/24/2006	16	Baltimore Ravens	L, 7-31
1/1/2006	17	Detroit Lions	W, 35-21
12/26/2004	16	Baltimore Ravens	W, 20-7
12/21/2003	16	San Diego Chargers	W, 40-24
12/29/2002	17	Baltimore Ravens	W, 34-31
1/6/2002	17	Cleveland Browns	W, 28-7
12/16/2000	16	Washington Football Team	W, 24-3
1/2/2000	17	Tennessee Titans	L, 36-47
12/20/1998	16	Cincinnati Bengals	L, 24-25
12/7/1997	15	Denver Broncos	W, 35-24
12/15/1996	16	San Francisco 49ers	L, 15-25
12/16/1995	16	New England Patriots	W, 41-27

STEELERS SAVE THEIR BEST FOR LAST

- Pittsburgh is 39-12 (.765) in regular-season home finales since the 1970 NFL-AFL merger.
- The Steelers' 39 regular-season victories in home finales are the most over the span.
- Pittsburgh's .765 regular-season winning percentage in home finales is the second-highest over the span.

MOST WINS IN REGULAR SEASON HOME FINALES SINCE 1970 NFL-AFL MERGER

RANK	TEAM	WINS
1.	Pittsburgh Steelers	39
2.	Indianapolis Colts	38
3.	Cincinnati Bengals	37
	New England Patriots	37
5.	Green Bay Packers	35
	San Francisco 49ers	35
	Kansas City Chiefs	35

HIGHEST REGULAR-SEASON HOME FINALE WINNING PERCENTAGE SINCE 1970 NFL-AFL MERGER

RANK	TEAM	W	L	T	WIN PCT.
1.	Baltimore Ravens	21	4	0	.840
2.	Pittsburgh Steelers	39	12	0	.765
3.	Indianapolis Colts	38	13	0	.745
4.	Cincinnati Bengals	37	14	0	.725
	New England Patriots	37	14	0	.725

REGULAR-SEASON HOME FINALE			
Overall: 39-12, Cleveland: 14-1			
Date	Week	Team	Result
12/18/1994	16	Cleveland Browns	W, 17-7
1/2/1994	18	Cleveland Browns	W, 16-9
12/27/1992	17	Cleveland Browns	W, 23-13
12/22/1991	17	Cleveland Browns	W, 17-10
12/23/1990	16	Cleveland Browns	W, 35-0
12/17/1989	15	New England Patriots	W, 28-10
12/18/1988	16	Miami Dolphins	W, 40-24
12/26/1987	15	Cleveland Browns	L, 13-19
12/21/1986	16	Kansas City Chiefs	L, 19-24
12/15/1985	15	Buffalo Bills	W, 30-24
12/9/1984	15	Cleveland Browns	W, 23-20
12/4/1983	14	Cincinnati Bengals	L, 10-23
1/2/1983	9	Cleveland Browns	W, 37-21
12/13/1981	15	Cincinnati Bengals	L, 10-17
12/14/1980	15	Kansas City Chiefs	W, 21-16
12/16/1979	16	Buffalo Bills	W, 28-0
12/9/1978	15	Baltimore Colts	W, 35-13
12/4/1977	12	Seattle Seahawks	W, 30-20
12/5/1976	13	Tampa Bay Buccaneers	W, 42-0
12/13/1975	13	Cincinnati Bengals	W, 35-14
12/14/1974	14	Cincinnati Bengals	W, 27-3
12/9/1973	13	Houston Oilers	W, 33-7
12/3/1972	12	Cleveland Browns	W, 30-0
12/19/1971	14	L.A. Rams	L, 14-23
12/6/1970	12	Green Bay Packers	L, 12-20

- Pittsburgh is 12-2 (.857) in regular-season home finales under head coach **Mike Tomlin** (since 2007).
- The Steelers' 12 regular-season victories in home finales under Tomlin are the tied for the most over the span.
- Pittsburgh's .857 regular-season winning percentage in home finales under Tomlin is tied for the highest over the span.

MOST WINS IN REGULAR SEASON HOME FINALES SINCE 2007

RANK	TEAM	WINS
1.	Pittsburgh Steelers	12
	Indianapolis Colts	12
	Baltimore Ravens	12
	New England Patriots	12
	Cincinnati Bengals	12

HIGHEST REGULAR-SEASON HOME FINALE WINNING PERCENTAGE SINCE 2007

RANK	TEAM	W	L	T	WIN PCT.
1.	Pittsburgh Steelers	12	2	0	.857
	Indianapolis Colts	12	2	0	.857
	Baltimore Ravens	12	2	0	.857
	New England Patriots	12	2	0	.857
	Cincinnati Bengals	12	2	0	.857

- The Steelers have played Cleveland in 15 home finales since the 1970 NFL-AFL merger.
- Pittsburgh is 14-1 (.933) in those 15 previous meetings, including 5-0 under Tomlin.



## WHEN FACING STARTING QB DRAFTED NO. 1

64-36-4 (Home: 35-18-4, Road: 29-18)

Date	Player	Team	Result
10/28/1951	Charley Trippi	Chicago Cardinals	W, 28-14
10/26/1952	Charley Trippi	Chicago Cardinals	W, 34-28
12/2/1956	Billy Wade	L.A. Rams	W, 30-13
11/1/1959	King Hill	Chicago Cardinals	L, 45-24
12/13/1959	King Hill	Chicago Cardinals	W, 35-20
10/9/1960	George Shaw	New York Giants	L, 19-17
11/24/1963	Billy Wade	Chicago Bears	T, 17-17
12/1/1963	King Hill	Philadelphia Eagles	T, 20-20
10/24/1965	King Hill	Philadelphia Eagles	W, 20-14
10/22/1972	Jim Plunkett	New England Patriots	W, 33-3
12/8/1974	Jim Plunkett	New England Patriots	W, 21-17
9/19/1977	Jim Plunkett	San Francisco 49ers	W, 27-0
10/8/1978	Steve Bartkowski	Atlanta Falcons	W, 31-7
10/20/1980	Jim Plunkett	Oakland Raiders	L, 45-34
11/15/1981	Steve Bartkowski	Atlanta Falcons	W, 34-20
9/4/1983	John Elway	Denver Broncos	L, 14-10
10/28/1984	Steve Bartkowski	Atlanta Falcons	W, 35-10
12/1/1985	John Elway	Denver Broncos	L, 31-23
9/15/1986	John Elway	Denver Broncos	L, 21-10
11/5/1989	John Elway	Denver Broncos	L, 34-7
10/14/1990	John Elway	Denver Broncos	W, 34-17
10/6/1991	Jeff George	Indianapolis Colts	W, 21-3
11/3/1991	John Elway	Denver Broncos	L, 20-13
10/24/1993	Vinny Testaverde	Cleveland Browns	L, 28-23
11/21/1993	John Elway	Denver Broncos	L, 37-13
12/5/1993	Drew Bledsoe	New England Patriots	W, 17-14
1/2/1994	Vinny Testaverde	Cleveland Browns	W, 16-9
9/4/1994	Troy Aikman	Dallas Cowboys	L, 26-9
9/11/1994	Vinny Testaverde	Cleveland Browns	W, 17-10
12/18/1994	Vinny Testaverde	Cleveland Browns	W, 17-7
11/26/1995	Vinny Testaverde	Cleveland Browns	W, 20-17
12/16/1995	Drew Bledsoe	New England Patriots	W, 41-27
9/8/1996	Vinny Testaverde	Baltimore Ravens	W, 31-17
12/1/1996	Vinny Testaverde	Baltimore Ravens	L, 31-17
8/31/1997	Troy Aikman	Dallas Cowboys	L, 37-7
10/5/1997	Vinny Testaverde	Baltimore Ravens	W, 42-34
11/9/1997	Vinny Testaverde	Baltimore Ravens	W, 37-0
12/7/1997	John Elway	Denver Broncos	W, 35-24
12/13/1997	Drew Bledsoe	New England Patriots	W, 24-21
12/6/1998	Drew Bledsoe	New England Patriots	L, 23-9
11/14/1999	Tim Couch	Cleveland Browns	L, 16-15
9/17/2000	Tim Couch	Cleveland Browns	L, 23-20
10/8/2000	Vinny Testaverde	New York Jets	W, 20-3
12/16/2000	Jeff George	Washington Redskins	W, 24-3
11/11/2001	Tim Couch	Cleveland Browns	W, 15-12
12/9/2001	Vinny Testaverde	New York Jets	W, 18-7
1/6/2002	Tim Couch	Cleveland Browns	W, 28-7
9/29/2002	Tim Couch	Cleveland Browns	W, 16-13
10/21/2002	Peyton Manning	Indianapolis Colts	W, 28-10
11/3/2002	Tim Couch	Cleveland Browns	W, 23-20
11/10/2002	Mike Vick	Atlanta Falcons	T, 34-34
12/8/2002	David Carr	Houston Texans	L, 24-6

## WHEN FACING STARTING QB DRAFTED NO. 1

64-36-4 (Home: 35-18-4, Road: 29-18)

Date	Player	Team	Result
10/5/2003	Tim Couch	Cleveland Browns	L, 33-13
10/3/2004	Carson Palmer	Cincinnati Bengals	W, 28-17
10/17/2004	Vinny Testaverde	Dallas Cowboys	W, 24-20
11/21/2004	Carson Palmer	Cincinnati Bengals	W, 19-14
12/18/2004	Eli Manning	New York Giants	W, 33-30
1/2/2005	Drew Bledsoe	Buffalo Bills	W, 29-24
9/18/2005	David Carr	Houston Texans	W, 27-7
10/23/2005	Carson Palmer	Cincinnati Bengals	W, 27-13
11/28/2005	Peyton Manning	Indianapolis Colts	L, 26-7
12/4/2005	Carson Palmer	Cincinnati Bengals	L, 38-31
9/24/2006	Carson Palmer	Cincinnati Bengals	L, 28-20
10/22/2006	Mike Vick	Atlanta Falcons	L, 41-38
12/31/2006	Carson Palmer	Cincinnati Bengals	W, 23-17
9/23/2007	Alex Smith	San Francisco 49ers	W, 37-16
10/28/2007	Carson Palmer	Cincinnati Bengals	W, 24-13
12/2/2007	Carson Palmer	Cincinnati Bengals	W, 24-10
10/26/2008	Eli Manning	New York Giants	L, 21-14
11/9/2008	Peyton Manning	Indianapolis Colts	L, 24-20
9/27/2009	Carson Palmer	Cincinnati Bengals	L, 23-20
11/15/2009	Carson Palmer	Cincinnati Bengals	L, 18-12
11/8/2010	Carson Palmer	Cincinnati Bengals	W, 27-21
12/12/2010	Carson Palmer	Cincinnati Bengals	W, 23-7
12/19/2011	Alex Smith	San Francisco 49ers	L, 20-3
9/9/2012	Peyton Manning	Denver Broncos	L, 31-19
9/23/2012	Carson Palmer	Oakland Raiders	L, 34-31
10/7/2012	Mike Vick	Philadelphia Eagles	W, 16-14
11/4/2012	Eli Manning	New York Giants	W, 24-20
11/17/2013	Matthew Stafford	Detroit Lions	W, 37-27
9/21/2014	Cam Newton	Carolina Panthers	W, 37-19
10/26/2014	Andrew Luck	Indianapolis Colts	W, 51-34
11/9/2014	Mike Vick	New York Jets	L, 20-13
12/21/2014	Alex Smith	Kansas City Chiefs	W, 20-12
10/18/2015	Carson Palmer	Arizona Cardinals	W, 25-13
10/25/2015	Alex Smith	Kansas City Chiefs	L, 23-13
10/2/2016	Alex Smith	Kansas City Chiefs	W, 43-14
12/4/2016	Eli Manning	New York Giants	W, 24-14
10/15/2017	Alex Smith	Kansas City Chiefs	W, 19-13
10/29/2017	Matthew Stafford	Detroit Lions	W, 20-15
10/28/2018	Baker Mayfield	Cleveland Browns	W, 33-18
11/8/2018	Cam Newton	Carolina Panthers	W, 52-21
11/10/2019	Jared Goff	L.A. Rams	W, 17-12
11/14/2019	Baker Mayfield	Cleveland Browns	L, 21-7
12/1/2019	Baker Mayfield	Cleveland Browns	W, 20-13
10/18/2020	Baker Mayfield	Cleveland Browns	W, 38-7
11/15/2020	Joe Burrow	Cincinnati Bengals	W, 36-10
12/7/2020	Alex Smith	Washington Football Team	L, 23-17
1/3/2021	Baker Mayfield	Cleveland Browns	L, 24-22
1/10/2021	Baker Mayfield	Cleveland Browns	L, 48-37
9/26/2021	Joe Burrow	Cincinnati Bengals	L, 24-10
10/31/2021	Baker Mayfield	Cleveland Browns	W, 15-10
11/14/2021	Jared Goff	Detroit Lions	T, 16-16
11/28/2021	Joe Burrow	Cincinnati Bengals	L, 41-10

WHEN FACING STARTING QB DRAFTED NO. 1 OVERALL

- Pittsburgh has played 104 games in franchise history against an opposing starting QB who was drafted No. 1 overall.
- The Steelers are 64-36-4 (.639) in the regular season when facing a starting QB who was drafted No. 1 overall.
- Pittsburgh ranks first in winning percentage and fourth in victories in the regular season when facing a starting QB who was drafted No. 1 overall (since 1950).
- Monday will be Pittsburgh's fifth game this season against an opposing starting QB who was drafted No. 1 overall (Joe Burrow, 2; Baker Mayfield, 2; Jared Goff 1).
- Pittsburgh played five games in 2020 against an opposing starting QB who was drafted No. 1 overall.
- Pittsburgh faced Cleveland's Baker Mayfield (three times), Washington's Alex Smith and Cincinnati's Joe Burrow.
- Pittsburgh is 35-18-4 (.649) in the regular season at home when facing a starting QB who was drafted No. 1 overall.
- The Steelers are 29-18 (.617) in the regular season on the road when facing a starting QB who was drafted No. 1 overall.
- Pittsburgh is 24-14-1 (.628) in the regular season under head coach **Mike Tomlin** when facing a starting QB who was drafted No. 1 overall.

HIGHEST WIN PCT VS. STARTING QB DRAFTED NO. 1 OVERALL – SINCE 1950

RANK	TEAM	W	L	T	WIN PCT.
1.	Pittsburgh Steelers	64	36	4	.639
2.	Philadelphia Eagles	79	53	2	.597
3.	New England Patriots	58	42	0	.580
4.	Denver Broncos	52	39	0	.571
5.	Green Bay Packers	65	52	1	.555

MOST WINS VS. STARTING QB DRAFTED NO. 1 OVERALL – SINCE 1950

RANK	TEAM	WINS
1.	Philadelphia Eagles	79
2.	San Francisco 49ers	66
3.	Green Bay Packers	65
4.	Pittsburgh Steelers	64
5.	Seattle Seahawks	62

KINGS OF THE NORTH

- Pittsburgh captured the 2020 AFC North title, which marked the franchise's 24th overall division title, ninth since 2002 and fourth in the last seven years (2014, 2016, 2017 and 2020).
- The Steelers earned a division title for the 24th time since the 1970 AFL-NFL merger – the most division crowns by an NFL team in that span.
- Pittsburgh reached the playoffs for the 32nd time since the 1970 AFL-NFL merger – the most playoff berths by an NFL team in that span.
- Since the AFC North was adopted after the restructuring of the 2002 NFL season when the League realigned divisions after expanding to 32 teams, **Mike Tomlin** has won the division seven times (2007, 2008, 2010, 2014, 2016, 2017 and 2020).
- No other head coach has won the AFC North more than four times (John Harbaugh and Marvin Lewis).
- Pittsburgh's nine AFC North titles nearly equal the combined total from the rest of the division since 2002.

AFC NORTH TITLES

TEAM	TITLES
Baltimore Ravens/ Cincinnati Bengals/ Cleveland Browns	10
Pittsburgh Steelers	9

AFC NORTH TITLES

RANK	TEAM	TITLES
1.	Pittsburgh Steelers	9
2.	Baltimore Ravens	6
3.	Cincinnati Bengals	4
4.	Cleveland Browns	0

STEELERS DOMINATE THE AFC NORTH

- Pittsburgh has either won or shared the AFC North Title 10 times (2002, 2004, 2007, 2008, 2010, 2011, 2014, 2016, 2017 and 2020) and finished second on six other occasions (2005, 2006, 2009, 2013, 2015 and 2018).
- Pittsburgh owns an overall record of 86-38-1 (.692) against the AFC North.
- The Steelers' 86 all-time victories against the AFC North are the most of any divisional team.
- Pittsburgh's .692 all-time winning percentage against the AFC North is the highest of any divisional team.
- Pittsburgh owns a regular-season record of 81-36-1 (.691) vs. AFC North.
- The Steelers' 81 regular-season victories against the AFC North are the most of any divisional team.
- Pittsburgh's .691 regular-season winning percentage against the AFC North is the highest of any divisional team.
- The Steelers' 81 regular-season wins and .691 regular-season winning percentage against division opponents are the third-most and third-highest among all NFL teams in divisional games (New England, 91 and .765; Indianapolis, 83 and .697).

REGULAR-SEASON AFC NORTH INTER-DIVISION RECORD

RANK	TEAM	W	L	T	WIN PCT.
1.	Pittsburgh Steelers	81	36	1	.691
2.	Baltimore Ravens	68	51	0	.571
3.	Cincinnati Bengals	55	64	0	.462
4.	Cleveland Browns	32	85	1	.275

- Pittsburgh owns a regular-season home record of 44-15 (.746) vs. AFC North.
- The Steelers 44 regular-season home victories vs. AFC North foes are the most of any divisional team.
- Pittsburgh's .746 regular-season home winning percentage vs. AFC North is the highest of any divisional team.
- Pittsburgh's 44 regular-season home wins and .746 regular-season home winning percentage against division opponents are the third-most and third-highest among all NFL teams in divisional games (New England, 49 and .817; Indianapolis, 46 and .767).

REGULAR-SEASON AFC NORTH INTER-DIVISION HOME RECORD

RANK	TEAM	W	L	T	WIN PCT.
1.	Pittsburgh Steelers	44	15	0	.746
2.	Baltimore Ravens	40	19	0	.678
3.	Cincinnati Bengals	30	30	0	.500
4.	Cleveland Browns	20	38	1	.347

- Pittsburgh owns a regular-season road record of 37-21-1 (.636) vs. AFC North.
- The Steelers' 37 regular-season road victories against the AFC North are the most of any divisional team.
- Pittsburgh's .636 regular-season road winning percentage against the AFC North is the highest of any divisional team.
- Pittsburgh's 37 regular-season road wins and .636 regular-season road winning percentage against division opponents are the third-most and third-highest among all NFL teams in divisional games (New England, 42 and .712; Green Bay, 38 and .644).

REGULAR-SEASON AFC NORTH INTER-DIVISION ROAD RECORD

RANK	TEAM	W	L	T	WIN PCT.
1.	Pittsburgh Steelers	37	21	1	.636
2.	Baltimore Ravens	28	32	0	.467
3.	Cincinnati Bengals	25	34	0	.424
4.	Cleveland Browns	12	47	0	.203

HEINZ FIELD ADVANTAGE

- With its 19-13 victory over Tennessee in Week 15, Pittsburgh improved its overall record at Heinz Field to 129-51-2 (.714).
- The Steelers are 121-45-2 (.726) in regular-season games at Heinz Field since the stadium opened in 2001.
- Pittsburgh's 121 regular-season victories at Heinz Field are the fourth most in the NFL since 2001.
- Pittsburgh's .726 regular-season winning percentage at Heinz Field is third highest in the NFL since 2001.

MOST REGULAR-SEASON HOME WINS SINCE 2001

RANK	TEAM	WINS
1.	New England Patriots	135
2.	Baltimore Ravens	122
	Green Bay Packers	122
4.	Pittsburgh Steelers	121
5.	Seattle Seahawks	114

HIGHEST REGULAR-SEASON HOME WINNING PERCENTAGE SINCE 2001

RANK	TEAM	W	L	T	WIN PCT.
1.	New England Patriots	135	33	0	.804
2.	Green Bay Packers	122	43	2	.737
3.	Baltimore Ravens	122	45	0	.731
4.	Pittsburgh Steelers	121	45	2	.726
5.	Seattle Seahawks	114	53	0	.683

- Pittsburgh's .726 regular season winning percentage at Heinz Field is the second-best of any NFL franchise in its current stadium (minimum of 100 games).

BEST ALL-TIME RECORD IN CURRENT STADIUM (MIN. 100 GAMES)

RANK	STADIUM	RECORD	WIN PCT.
1.	Gillette Stadium	129-31	.806
2.	Heinz Field	121-45-2	.726
3.	M&T Bank Stadium	136-55	.712
4.	Lumen Field	108-51	.679
5.	Lambeau Field	213-109-4	.660
6.	Lucas Oil Stadium	72-40	.643
7.	Empower Field at Mile High	105-63	.625
8.	Arrowhead Stadium	233-155-1	.600
9.	Hard Rock Stadium	162-114	.587
10.	Lincoln Financial Field	87-63-1	.579

- Pittsburgh is 96-43 (.691) overall against the AFC at Heinz Field.
- The Steelers are 88-37 (.704) in the regular season against the AFC at Heinz Field.
- Pittsburgh's 88 regular-season victories against the AFC at Heinz Field are the third-most in the AFC since 2001.
- Pittsburgh's .699 regular-season winning percentage against the AFC at Heinz Field is the third-highest in the AFC since 2001.

MOST REGULAR-SEASON HOME WINS SINCE 2001

RANK	TEAM	WINS
1.	New England Patriots	104
2.	Baltimore Ravens	89
3.	Pittsburgh Steelers	88
4.	Indianapolis Colts	85
5.	Denver Broncos	77

HIGHEST REGULAR-SEASON HOME WINNING PERCENTAGE SINCE 2001

RANK	TEAM	W	L	T	WIN PCT.
1.	New England Patriots	104	21	0	.832
2.	Baltimore Ravens	89	36	0	.712
3.	Pittsburgh Steelers	88	37	0	.704
4.	Indianapolis Colts	85	40	0	.680
5.	Denver Broncos	77	48	0	.616

- Pittsburgh is 19-1 (.950) in the regular season vs. Cleveland at Heinz Field.
- The Steelers' .950 winning percentage against the Browns at Heinz Field is the third-highest in NFL history for a team vs. a single opponent at a single stadium (min. 10 games).

HIGHEST WINNING PERCENTAGE VS. SINGLE OPPONENT AT SINGLE STADIUM IN NFL HISTORY (MIN. 10 GAMES)

TEAM (OPP.)	STADIUM	W-L-T (PCT.)
Pittsburgh (San Diego Chargers)	Three Rivers Stadium	11-0-0 (1.000)
Washington (Detroit Lions)	RFK Memorial Stadium	11-0-0 (1.000)
Pittsburgh (Cleveland Browns)	Heinz Field	19-1-0 (.950)
San Francisco (Detroit Lions)	Candlestick Park	12-1-0 (.923)
L.A. Rams (Atlanta Falcons)	L.A. Coliseum	11-1-2 (.917)

UNDER THE LIGHTS

- Pittsburgh is 91-65 (.583) in regular-season primetime games since the 1970 AFL-NFL merger.
- Pittsburgh is scheduled to make five primetime appearances in 2021 (Week 6 vs. Seattle; Week 9 vs. Chicago; Week 11 at L.A. Chargers; Week 14 at Minnesota; Week 17 vs. Cleveland).
- Pittsburgh's 156 appearances in primetime are the second-most in the League since the 1970 AFL-NFL merger.
- The Steelers' 91 victories in primetime are the second-most in the League since the 1970 AFL-NFL merger.
- Pittsburgh's .587 winning percentage in primetime is the fourth-highest in the League since the 1970 AFL-NFL merger.

MOST REGULAR-SEASON PRIMETIME GAMES SINCE 1970 AFL-NFL MERGER

RANK	TEAM	GAMES
1.	Dallas Cowboys	176
2.	Pittsburgh Steelers	156
3.	Denver Broncos	148
4.	N.Y. Giants	146
5.	Las Vegas Raiders	137
	Green Bay Packers	137
	Chicago Bears	137

MOST REGULAR-SEASON PRIMETIME WINS SINCE 1970 AFL-NFL MERGER

RANK	TEAM	WINS
1.	Dallas Cowboys	96
2.	Pittsburgh Steelers	91
3.	San Francisco 49ers	81
4.	Green Bay Packers	79
5.	Philadelphia Eagles	76

BEST REGULAR-SEASON PRIMETIME WIN PERCENTAGE SINCE 1970 AFL-NFL MERGER (MIN. 100 GAMES)

RANK	TEAM	W	L	T	WIN PCT.
1.	Seattle Seahawks	63	36	1	.635
2.	Kansas City Chiefs	64	40	0	.615
3.	San Francisco 49ers	81	55	0	.596
4.	Pittsburgh Steelers	91	65	0	.583
5.	Green Bay Packers	79	57	1	.580

- Pittsburgh's 67 regular-season home primetime games are the sixth-most since the 1970 AFL-NFL merger.

MOST REGULAR-SEASON HOME PRIMETIME GAMES SINCE 1970 AFL-NFL MERGER

RANK	TEAM	GAMES
1.	Miami Dolphins	86
2.	Dallas Cowboys	80
3.	San Francisco 49ers	78
4.	Denver Broncos	72
5.	L.A. Chargers	68
6.	Pittsburgh Steelers	67

- Pittsburgh's 50 regular-season home victories in primetime are the second-most since the 1970 AFL-NFL merger.

MOST REGULAR-SEASON HOME PRIMETIME WINS SINCE 1970 AFL-NFL MERGER

RANK	TEAM	WINS
1.	Miami Dolphins	55
2.	Pittsburgh Steelers	50
3.	San Francisco 49ers	49
4.	Seattle Seahawks	47
5.	Green Bay Packers	45
	Dallas Cowboys	45

- Pittsburgh's .746 regular-season home winning percentage in primetime is the highest since the 1970 AFL-NFL merger.

HIGHEST REGULAR-SEASON HOME PRIMETIME WIN PERCENTAGE SINCE 1970 AFL-NFL MERGER (MIN. 40 GAMES)

RANK	TEAM	W	L	T	WIN PCT.
1.	Pittsburgh Steelers	50	17	0	.746
2.	Green Bay Packers	43	16	1	.725
3.	Seattle Seahawks	47	19	0	.712
4.	New England Patriots	40	19	0	.678
5.	Kansas City Chiefs	34	17	0	.667

CELEBRATING THE NEW YEAR

- Pittsburgh owns a regular-season record of 10-2 (.833) in the month of January since the 1970 NFL-AFL merger.
- The Steelers' 10 regular-season victories in the month of January are the most in the NFL over the span.
- Pittsburgh's .833 regular-season winning percentage in the month of January is the highest in the NFL over the span.

MOST REGULAR-SEASON JANUARY WINS SINCE 1970 NFL-AFL MERGER

RANK	TEAM	WINS
1.	Pittsburgh Steelers	10
2.	Green Bay Packers	9
	New England Patriots	9
4.	Six different teams tied with	7

HIGHEST REGULAR-SEASON JANUARY WINNING PERCENTAGE SINCE 1970 NFL-AFL MERGER

RANK	TEAM	W	L	T	WIN PCT.
1.	Pittsburgh Steelers	10	2	0	.833
2.	Green Bay Packers	9	3	0	.750
	New England Patriots	9	3	0	.750
4.	L.A. Chargers	7	3	0	.700
5.	Washington Football Team	7	4	0	.636
	Minnesota Vikings	7	4	0	.636

- Pittsburgh owns a regular-season record of 5-1 (.833) under head coach **Mike Tomlin** in the month of January (since 2007).
- The Steelers' five regular-season victories in the month of January are tied for the most in the NFL over the span.
- Pittsburgh's .833 regular-season winning percentage in the month of January is tied for the highest in the NFL over the span.

MOST REGULAR-SEASON JANUARY WINS SINCE 2007

RANK	TEAM	WINS
1.	Pittsburgh Steelers	5
	Green Bay Packers	5
3.	11 different teams with	4

HIGHEST REGULAR-SEASON JANUARY WINNING PERCENTAGE SINCE 2007

RANK	TEAM	W	L	T	WIN PCT.
1.	Pittsburgh Steelers	5	1	0	.833
	Green Bay Packers	5	1	0	.833
3.	11 different teams tied with	9	3	0	.750

STATS OF THE WEIRD

- Pittsburgh is the first team since the St. Louis Cardinals in Week 4 of 1987 to win a football game despite the following: registered less than 200 yards of total offense, opponent racked up over 39 minutes in time of possession and opponent ran for 200 or more yards.
- When those circumstances occur in an NFL game, teams are 58-2 (.967).
- Miami was the last team in the League to register fewer yards of total offense in a victory (145 in Week 8 of 2020).
- Pittsburgh's victory snapped a streak of 11 consecutive losses for NFL teams with 168 yards of total offense or less.
- Dating back to 2000, and entering Week 15, teams were 235-28 when holding their opponent to 168 yards of total offense or less.
- The Steelers' 168 yards of total offense are their fewest in a victory since Week 2 of 2010 when Pittsburgh managed just 127 total yards in a victory over Tennessee, 19-11.



- The 168 total yards are tied for the fourth-fewest in victory in franchise history.

FEWEST YARDS OF TOTAL OFFENSE IN VICTORY IN FRANCHISE HISTORY

RANK	OPP. DATE	YARDS
1.	vs. Houston Oilers, 9/16/1990	123
2.	at Tennessee, 9/19/2010	127
3.	vs. Cincinnati, 11/19/1978	154
4.	vs. Tennessee, 12/19/2021	168
	at Cleveland, 11/23/2003	168
	at Cincinnati, 10/10/1983	168

- Pittsburgh managed to possess the ball for just 20:52 in its Week 15 victory over Tennessee. The Steelers have not possessed the ball for less time in a victory dating back to at least 1991.
- The previous low for time of possession in a victory was Week 11 of 2018 when Pittsburgh possessed the ball for just 22:20 in a 20-16 win at Jacksonville.
- Only one team in the NFL dating back to the stat of the 2019 season possessed the ball for less than 20:52 and won: Seattle defeated Minnesota in Week 5 of 2020 (20:32).
- Pittsburgh is the first team since at least 1940 to win a game despite amassing less than 170 total yards, 35 rush yards and surrendering more than 200 rush yards.

DON'T LEAVE EARLY

- Pittsburgh has played 10 games in 2021 decided by one score (eight points or less), which is tied for the second most in the NFL.
- The Steelers own a 7-2-1 (.750) record in one-score games in 2021.
- Pittsburgh's seven victories in one-score games are tied for the most in the NFL.

MOST VICTORIES IN ONE-SCORE GAMES IN 2021

RANK	TEAM	WINS
1.	Pittsburgh Steelers	7
	Atlanta Falcons	7
3.	Baltimore Ravens	6
	Green Bay Packers	6
	Minnesota Vikings	6

- The Steelers' .750 winning percentage in one-score games is tied for the third-highest in the NFL (min. five games).

HIGHEST WINNING PERCENTAGE IN ONE-SCORE GAMES IN 2021 (MIN. FIVE GAMES)

RANK	TEAM	RECORD	WIN PCT.
1.	Tampa Bay Buccaneers	5-0	1.000
2.	Atlanta Falcons	7-2	.778
3.	Pittsburgh Steelers	7-2-1	.750
	Green Bay Packers	6-2	.750
5.	Dallas Cowboys	5-2	.714
	Tennessee Titans	5-2	.714
	Las Vegas Raiders	5-2	.714

- Pittsburgh's seven victories in one-score games are tied for the second-most in franchise history.

MOST VICTORIES IN ONE-SCORE GAMES IN FRANCHISE HISTORY

RANK	YEAR	WINS
1.	2017	8
2.	2021	7
	2020	7
4.	Nine different Steeler teams tied with	6

- The Steelers' .750 winning percentage in one-score games is tied for the sixth-highest in franchise history (min. five games).

HIGHEST WINNING PERCENTAGE IN ONE-SCORE GAMES IN FRANCHISE HISTORY (MIN. FIVE GAMES)

RANK	TEAM	RECORD	WIN PCT.
1.	2004	6-0	1.000
2.	1993	4-1	.800
	1977	4-1	.800
	2017	8-2	.800
5.	2020	7-2	.778
t-6.	2021	7-2-1	.750

- Pittsburgh's 14 victories in one-score games are the most in the NFL since the start of the 2020 season.

MOST VICTORIES IN ONE-SCORE GAMES SINCE 2020

RANK	TEAM	WINS
1.	Pittsburgh Steelers	14
2.	Kansas City Chiefs	12
	Tennessee Titans	12
	Minnesota Vikings	12
5.	Cleveland Browns	11

- The Steelers' .763 winning percentage in one-score games is the second-highest in the NFL (min. 10 games) since the start of the 2020 season.

HIGHEST WINNING PERCENTAGE IN ONE-SCORE GAMES SINCE 2020 (MIN. 10 GAMES)

RANK	TEAM	RECORD	WIN PCT.
1.	Kansas City Chiefs	12-3	.800
2.	Pittsburgh Steelers	14-4-1	.763
3.	Tennessee Titans	12-4	.750
4.	Tampa Bay Buccaneers	8-3	.727
5.	Green Bay Packers	10-4	.714

HALFTIME GOT YOU DOWN

- Pittsburgh rallied from a 10-0 halftime deficit in Week 1 at Buffalo for a 23-16 win. According to the NFL Media Research Department and the Elias Sports Bureau, the Steelers became just the second team in NFL history to win a Week 1 game after trailing by at least ten points and being shutout at the half.
- Teams had previously been 1-104-1 in such situations.
- Pittsburgh has won seven games when trailing at halftime since the start of the 2020 season, which is tied for the most in the NFL over the span.

MOST VICTORIES WHEN TRAILING AT HALFTIME SINCE 2020

RANK	TEAM	WINS
1.	Pittsburgh Steelers	7
	Kansas City Chiefs	7
3.	Tennessee Titans	6
4.	Tampa Bay Buccaneers	5
5.	Eight teams tied with	4

- Pittsburgh's .412 winning percentage when trailing at halftime is the fourth-highest in the NFL since the start of the 2020 season.

BEST WIN PERCENTAGE WHEN TRAILING AT HALFTIME SINCE 2020

RANK	TEAM	RECORD	WIN PCT.
1.	Kansas City Chiefs	7-4	.636
2.	Tennessee Titans	6-7	.462
3.	Green Bay Packers	3-4	.429
4.	Pittsburgh Steelers	7-10	.412
5.	Indianapolis Colts	3-5	.375

- Pittsburgh has won four games in which it trailed by 10 or more points at halftime since the start of the 2020 season, which is the most in the League.

MOST VICTORIES WHEN TRAILING BY 10+ POINTS AT HALFTIME SINCE 2020

RANK	TEAM	WINS
1.	Pittsburgh Steelers	4
2.	Tampa Bay Buccaneers	3
3.	Washington Football Team	2
	Tennessee Titans	2
5.	11 teams tied with	1

- Pittsburgh's .500 winning percentage in games in which it trailed by 10 or more points at halftime is the highest in the NFL since the start of the 2020 season.

BEST WIN PERCENTAGE WHEN TRAILING BY 10+ POINTS AT HALFTIME SINCE 2020

RANK	TEAM	RECORD	WIN PCT.
1.	Pittsburgh Steelers	4-4	.500
2.	Tampa Bay Buccaneers	3-4	.429
3.	Seattle Seahawks	1-2	.333
4.	Tennessee Titans	2-6	.250
	Indianapolis Colts	1-3	.250
	Arizona Cardinals	1-3	.250

- Pittsburgh has won five games in which it trailed by 10 or more points in the second half since the start of the 2020 season, which is tied for the most in the League.

MOST VICTORIES WHEN TRAILING BY 10+ POINTS IN SECOND HALF SINCE 2020

RANK	TEAM	WINS
1.	Pittsburgh Steelers	5
2.	Tennessee Titans	4
3.	Tampa Bay Buccaneers	3
	Baltimore Ravens	3
	Chicago Bears	3

- Pittsburgh's .357 winning percentage in games in which it trailed by 10 or more points in the second half is the highest in the NFL since the start of the 2020 season.

BEST WIN PERCENTAGE WHEN TRAILING BY 10+ POINTS IN SECOND HALF SINCE 2020

RANK	TEAM	RECORD	WIN PCT.
1.	Pittsburgh Steelers	5-9	.357
2.	Tampa Bay Buccaneers	3-6	.333
	Tennessee Titans	4-8	.333
4.	Kansas City Chiefs	2-5	.286
5.	Baltimore Ravens	3-8	.273

- The Steelers have won six games in which they trailed by 10 or more points since the start of the 2020 season, which is the most in the NFL over the span.

MOST VICTORIES WHEN TRAILING BY 10+ POINTS SINCE 2020

RANK	TEAM	WINS
1.	Pittsburgh Steelers	6
2.	Tampa Bay Buccaneers	5
	Tennessee Titans	5
4.	Kansas City Chiefs	4
	New Orleans Saints	4
	Arizona Cardinals	4
	Las Vegas Raiders	4
	Chicago Bears	4

- Pittsburgh has registered 28 regular-season victories when trailing by 10 or more points since QB **Ben Roethlisberger** entered the NFL in 2004, which is the most in the League over that span.

MOST VICTORIES WHEN TRAILING BY 10+ POINTS SINCE 2004

RANK	TEAM	WINS
1.	Pittsburgh Steelers	28
2.	Indianapolis Colts	26
	New England Patriots	26
	Chicago Bears	26
5.	Denver Broncos	25
	New Orleans Saints	25

- Pittsburgh has registered 19 regular-season victories when trailing in the second half by 10 or more points since QB **Ben Roethlisberger** entered the NFL in 2004, which is the second-most in the League over that span.

### MOST VICTORIES WHEN TRAILING BY 10+ POINTS IN THE SECOND HALF SINCE 2004

RANK	TEAM	WINS
1.	Indianapolis Colts	20
2.	Pittsburgh Steelers	19
3.	Denver Broncos	16
4.	L.A. Chargers	15
5.	Miami Dolphins	14
	New England Patriots	14
	Chicago Bears	14
	Tennessee Titans	14

- Pittsburgh has registered 11 regular-season road victories when trailing in the second half by 10 or more points since QB **Ben Roethlisberger** entered the NFL in 2004, which is tied for the most in the League over that span.

### MOST ROAD VICTORIES WHEN TRAILING BY 10+ POINTS IN THE SECOND HALF SINCE 2004

RANK	TEAM	WINS
1.	Pittsburgh Steelers	11
	L.A. Chargers	11
3.	Indianapolis Colts	10
4.	Kansas City Chiefs	9
	Tennessee Titans	9
	Dallas Cowboys	9

- The Steelers have won seven games when trailing at the end of the third quarter since the start of the 2020 season, which is the most in the NFL over the span.

### MOST VICTORIES WHEN TRAILING AFTER 3RD QUARTER SINCE 2020

RANK	TEAM	WINS
1.	Pittsburgh Steelers	7
2.	Tennessee Titans	5
	L.A. Chargers	5
	Chicago Bears	5
5.	Washington Football Team	4
	Baltimore Ravens	4

- Pittsburgh's .417 winning percentage when trailing at the end of the third quarter is the second-highest in the NFL since the start of the 2020 season.

### BEST WIN PERCENTAGE WHEN TRAILING AT HALFTIME SINCE 2020

RANK	TEAM	RECORD	WIN PCT.
1.	Kansas City Chiefs	3-3	.500
2.	Pittsburgh Steelers	7-10-1	.417
3.	L.A. Chargers	5-8	.385
4.	Tennessee Titans	5-9	.357
5.	Baltimore Ravens	4-8	.333

- Pittsburgh has registered 31 regular-season victories when trailing after three quarters since QB **Ben Roethlisberger** entered the NFL in 2004, which is the most in the League over that span.

### MOST VICTORIES WHEN TRAILING AFTER THREE QUARTERS SINCE 2004

RANK	TEAM	WINS
1.	Pittsburgh Steelers	31
2.	Indianapolis Colts	30
3.	L.A. Chargers	28
	Chicago Bears	28
5.	Tennessee Titans	27
	Arizona Cardinals	27
	Dallas Cowboys	27

- Pittsburgh has registered 18 regular-season road victories when trailing after three quarters since QB **Ben Roethlisberger** entered the NFL in 2004, which is the second-most in the League over that span.

### MOST ROAD VICTORIES WHEN TRAILING AFTER THREE QUARTERS SINCE 2004

RANK	TEAM	WINS
1.	L.A. Chargers	21
2.	Pittsburgh Steelers	18
3.	Chicago Bears	17
4.	Indianapolis Colts	16
	Dallas Cowboys	16

### STEELERS YOUNG GUNS

- Pittsburgh has registered 58 starts by rookie players through Week 16, which is the second-most in the NFL.

### MOST GAMES STARTED BY ROOKIES IN 2021

RANK	TEAM	STARTS
1.	N.Y. Jets	66
2.	Pittsburgh Steelers	58
3.	Detroit Lions	57
4.	Atlanta Falcons	43
5.	Kansas City Chiefs	42
	Miami Dolphins	42

- The Steelers' 58 starts by rookie players are the most by the Steelers since at least 1991.

### MOST GAMES STARTED ON OFFENSE BY STEELERS ROOKIES SINCE 1991

RANK	YEAR	STARTS
1.	2021	58
2.	2016	42
3.	2013	36
4.	2019	35
5.	2001	33

- Pittsburgh has registered 54 starts on offense alone from rookies through Week 16, which is the most in the NFL.

MOST GAMES STARTED ON OFFENSE BY ROOKIES IN 2021

RANK	TEAM	STARTS
1.	Pittsburgh Steelers	54
2.	N.Y. Jets	40
3.	Kansas City Chiefs	31
	Detroit Lions	31
5.	Philadelphia Eagles	30

- The Steelers' 54 starts by rookie offensive players are the most by the Steelers since at least 1991.

MOST GAMES STARTED ON OFFENSE BY STEELERS ROOKIES SINCE 1991

RANK	YEAR	STARTS
1.	2021	54
2.	2000	28
3.	2012	26
4.	1995	24
5.	1991	22

- Pittsburgh and Kansas City are the only teams in the NFL to have multiple rookies start on the offensive line in each of their games this season.

MOST GAMES STARTED BY ROOKIE OFFENSIVE LINEMEN IN 2021

RANK	TEAM	STARTS
1.	Pittsburgh Steelers	30
	Kansas City Chiefs	30
3.	Green Bay Packers	20
4.	Detroit Lions	18
5.	Atlanta Falcons	15
	Las Vegas Raiders	15

- The Steelers' 30 starts by rookie offensive linemen is the most by the Steelers since at least 1991.

MOST GAMES STARTED ROOKIE OFFENSIVE LINEMEN SINCE 1991

RANK	YEAR	STARTS
1.	2021	30
2.	2010	16
3.	2012	14
	2002	14
5.	1998	13
	2011	13

- Pittsburgh has started four or more rookies in 10 games in 2021, which is the second-most in the NFL.

MOST GAMES WITH 4+ ROOKIE STARTERS IN 2021

RANK	TEAM	GAMES
1.	N.Y. Jets	12
2.	Pittsburgh Steelers	10
3.	Detroit Lions	9
4.	Denver Broncos	5
	Atlanta Falcons	5

- The Steelers started four or more rookies in a game just five times over the previous 30 seasons (1991-2020).

MOST GAMES WITH 4+ ROOKIE STARTERS IN SINGLE-SEASON SINCE 1991

RANK	YEAR	GAMES
1.	2021	10
2.	2019	1
	2016	1
	2013	1
	2012	1
	1991	1

- Pittsburgh started five rookies at Buffalo in Week 1, including C **Kendrick Green**, TE **Pat Freiermuth**, LT **Dan Moore Jr.**, RB **Najee Harris** and DB **Tre Norwood**. It marked the first time since at least 1991 that the Steelers have started as many as five rookies in a game.
- Pittsburgh has not started four or more rookies in a season opener since at least 1991.
- Pittsburgh started four rookies on offense, including Green, Freiermuth, Moore Jr. and Harris, for just the second time in any game since at least 1991. It marked the first time since Dec. 30, 2012 vs. Cleveland, that the Steelers started at least four rookies on offense (Kelvin Beachum, RT; David DeCastro, RG; Will Johnson, FB; Dave Paulson, TE).
- Moore Jr. is believed to be the first Steelers rookie to start at left tackle since the 1970 AFL-NFL merger.
- The Steelers were the only team in the NFL to start a rookie at left tackle (Moore Jr.) and center (Green) in the season opener.
- Green was one of two rookie centers to start, while Moore Jr. was one of three rookies to start at left tackle in the season opener.

ON THE BRINK OF NFL HISTORY

- Pittsburgh fell behind 29-0 in Week 14 at Minnesota. It marked the 1,616th time in League history that an NFL team fell behind by 29 or more points in a regular-season game (none came back to win).
- The Steelers are the only team out of the 1,616 that had the ball on offense with a chance to tie or win on the game's final play.
- Pittsburgh trailed, 27-10, entering the fourth quarter in Week 11 at L.A. Chargers.
- While the Steelers ultimately lost, 41-37, Pittsburgh did take the lead, 37-34, in the fourth quarter.
- The dropped to 0-135 in regular-season franchise history (0-142 including the playoffs) when trailing by 17 or more points entering the fourth quarter.
- Pittsburgh is now 0-231 in regular-season franchise history (0-242 including the playoffs) when trailing by 17 or more points at any point in the fourth quarter.
- Of those 242 games, the only other one besides Week 11 where the Steelers took the lead afterward was on Jan. 5, 2008, in a playoff game against the Jacksonville (trailed by 18 after three quarters, went up by one and then lost on a FG in the final minute).

OVERTIME/TIE

- Pittsburgh tied Detroit, 16-16, in Week 10.
- The tie marked the Steelers' fourth in franchise history following overtime since 1970 (Sept. 22, 1974 at Denver, Nov. 20, 2002 vs. Atlanta and Sept. 9, 2018).
- Pittsburgh's overtime record is 10-13-3 (.442) in franchise history.

WALKOFF WIN

- Pittsburgh defeated Seattle in Week 6 after K **Chris Boswell** connected on a 37-yard field goal in overtime to win the game, 23-20.
- The Steelers improved to 25-21-3 (.541) in overtime games in team history (14-4-1, .763, at home) and to 7-3-1 (.682) at Heinz Field.
- Pittsburgh registered its first victory in overtime since a Week 17 win at Cleveland in 2016.



- The Steelers recorded their first victory in overtime at Heinz Field since a Week 17 win at Cleveland in 2016.

KINGS OF THE AFC

- With its 36-10 loss at Kansas City in Week 16, Pittsburgh dropped its record in regular-season games against the AFC to 375-237-2 (.612) since the 1970 AFL-NFL merger.
- The Steelers' 375 regular-season victories against the AFC since the 1970 AFL-NFL merger are the most among AFC teams.
- Pittsburgh is the only team with at least 360 regular-season victories against the AFC since the 1970 AFL-NFL merger.
- The Steelers' .612 regular-season winning percentage against the AFC since the 1970 AFL-NFL merger is the highest among AFC teams.

MOST REGULAR-SEASON WINS VS. AFC SINCE 1970 AFL-NFL MERGER

RANK	TEAM	WINS
1.	Pittsburgh Steelers	375
2.	New England Patriots	359
3.	Denver Broncos	345
4.	Miami Dolphins	343
5.	Indianapolis Colts	317

BEST REGULAR-SEASON WIN PERCENTAGE VS. AFC SINCE 1970 AFL-NFL MERGER

RANK	TEAM	RECORD	WIN PCT.
1.	Pittsburgh Steelers	375-237-2	.612
2.	New England Patriots	359-257	.583
3.	Denver Broncos	345-259-4	.571
4.	Miami Dolphins	343-268-2	.561
5.	Baltimore Ravens	172-141	.550

- Pittsburgh is 219-87 (.716) in regular-season home games against the AFC since the 1970 AFL-NFL merger.
- The Steelers' 219 regular-season home victories against the AFC since the 1970 AFL-NFL merger are the most among AFC teams.

MOST REGULAR-SEASON HOME WINS VS. AFC SINCE 1970 AFL-NFL MERGER

RANK	TEAM	WINS
1.	Pittsburgh Steelers	219
2.	New England Patriots	208
3.	Denver Broncos	204
4.	Miami Dolphins	198
5.	Kansas City Chiefs	184

- Pittsburgh's .716 regular-season home winning percentage against the AFC since the 1970 AFL-NFL merger is the highest among AFC teams.

BEST REGULAR-SEASON HOME WIN PERCENTAGE VS. AFC SINCE 1970 AFL-NFL MERGER

RANK	TEAM	RECORD	WIN PCT.
1.	Pittsburgh Steelers	219-87	.716
2.	Denver Broncos	204-96-4	.679
3.	New England Patriots	208-100	.675
4.	Baltimore Ravens	105-52	.669
5.	Miami Dolphins	198-108-1	.647

- Pittsburgh is 156-150-2 (.510) in regular-season road games against the AFC since the 1970 AFL-NFL merger.
- The Steelers' 156 regular-season road victories against the AFC since the 1970 AFL-NFL merger are the most among AFC teams.
- Pittsburgh's .510 regular-season road winning percentage against the AFC since the 1970 AFL-NFL merger is the highest among AFC teams.

MOST REGULAR-SEASON ROAD WINS VS. AFC SINCE 1970 AFL-NFL MERGER

RANK	TEAM	WINS
1.	Pittsburgh Steelers	156
2.	New England Patriots	151
3.	Indianapolis Colts	146
4.	Miami Dolphins	145
5.	Denver Broncos	141

BEST REGULAR-SEASON ROAD WIN PERCENTAGE VS. AFC SINCE 1970 AFL-NFL MERGER

RANK	TEAM	RECORD	WIN PCT.
1.	Pittsburgh Steelers	156-150-2	.510
2.	New England Patriots	151-157	.490
3.	Miami Dolphins	145-160-1	.475
4.	Indianapolis Colts	146-164	.471
5.	Denver Broncos	141-163	.464

WINNING ERA OF FREE AGENCY

- Pittsburgh has the third-best regular-season record in the NFL during the free agency era (since 1993) with a 290-170-3 (.630) mark.
- The Steelers are one of three teams (New England, 312; Green Bay, 296) with at least 275 regular-season wins since 1993.

MOST REGULAR-SEASON WINS IN THE FREE AGENCY ERA

RANK	TEAM	WINS
1.	New England Patriots	312
2.	Green Bay Packers	296
3.	Pittsburgh Steelers	290
4.	Indianapolis Colts	266
5.	Denver Broncos	263

BEST REGULAR-SEASON WIN PERCENTAGE IN THE FREE AGENCY ERA

RANK	TEAM	RECORD	WIN PCT.
1.	New England Patriots	312-151	.674
2.	Green Bay Packers	296-165-2	.641
3.	Pittsburgh Steelers	290-170-3	.630
4.	Indianapolis Colts	266-197	.575
5.	Denver Broncos	263-200	.568

- Pittsburgh's 165 regular-season home victories during the free agency era (since 1993) are the third-most in the League.

MOST REGULAR-SEASON HOME WINS IN THE FREE AGENCY ERA

RANK	TEAM	WINS
1.	Green Bay Packers	176
2.	New England Patriots	172
3.	Pittsburgh Steelers	165
4.	Denver Broncos	153
	Minnesota Vikings	153

- Pittsburgh's .716 regular-season home winning percentage during the free agency era (since 1993) is the third-highest in the League.

BEST REGULAR-SEASON HOME RECORD IN THE FREE AGENCY ERA

RANK	TEAM	RECORD	WIN PCT.
1.	Green Bay Packers	176-53-2	.766
2.	New England Patriots	172-60	.741
3.	Pittsburgh Steelers	165-65-2	.716
4.	Baltimore Ravens	143-63-1	.693
5.	Minnesota Vikings	153-78	.662

- Pittsburgh's 125 regular-season road victories during the free agency era (since 1993) are the second-most in the League.

MOST REGULAR-SEASON ROAD WINS IN THE FREE AGENCY ERA

RANK	TEAM	WINS
1.	New England Patriots	140
2.	Pittsburgh Steelers	125
3.	Green Bay Packers	120
4.	New Orleans Saints	118
5.	Indianapolis Colts	117

- Pittsburgh's .543 regular-season road winning percentage during the free agency era (since 1993) is the second-highest in the League.

BEST REGULAR-SEASON ROAD RECORD IN THE FREE AGENCY ERA

RANK	TEAM	RECORD	WIN PCT.
1.	New England Patriots	140-91	.606
2.	Pittsburgh Steelers	125-105-1	.543
3.	Green Bay Packers	120-112	.517
4.	New Orleans Saints	118-114	.509
5.	Indianapolis Colts	117-114	.506

SINCE THE 1970 AFL-NFL MERGER

- Pittsburgh recorded its 490th regular-season win since the 1970 AFL-NFL merger in Week 8 of 2021 at Cleveland. The Steelers became the first NFL team since the merger to reach 490 wins.
- The Steelers are 493-310-4 (.613) during the regular season since 1970.
- The Steelers are one of three teams (Dallas, 470; New England, 465) with at least 460 regular-season wins since the 1970 AFL-NFL merger.
- Pittsburgh's 493 victories since the 1970 AFL-NFL merger are the most in the League.

MOST REGULAR-SEASON WINS SINCE 1970 AFL-NFL MERGER

RANK	TEAM	WINS
1.	Pittsburgh Steelers	493
2.	Dallas Cowboys	470
3.	New England Patriots	465
4.	Miami Dolphins	459
5.	Denver Broncos	456

- Pittsburgh's .613 winning percentage since the 1970 AFL-NFL merger is the highest in the League.

BEST REGULAR-SEASON WIN PERCENTAGE SINCE 1970 AFL-NFL MERGER

RANK	TEAM	RECORD	WIN PCT.
1.	Pittsburgh Steelers	493-310-4	.613
2.	Dallas Cowboys	470-337	.582
3.	New England Patriots	465-342	.576
4.	Miami Dolphins	459-345-2	.571
5.	Denver Broncos	456-345-6	.569

- The Steelers own the best regular-season home record in the NFL with a 290-112-2 mark (.720) since 1970.
- The Steelers are one of two teams (Denver, 272) with at least 270 regular-season home wins since the 1970 AFL-NFL merger.
- Pittsburgh's 290 regular-season home victories since the 1970 AFL-NFL merger are the most in the League.

MOST REGULAR-SEASON HOME WINS SINCE 1970 AFL-NFL MERGER

RANK	TEAM	WINS
1.	Pittsburgh Steelers	290
2.	Denver Broncos	272
3.	Minnesota Vikings	268
4.	New England Patriots	263
	Miami Dolphins	263

- Pittsburgh's .720 regular-season home winning percentage since the 1970 AFL-NFL merger is the highest in the League.

BEST REGULAR-SEASON HOME WIN PERCENTAGE SINCE 1970 AFL-NFL MERGER

RANK	TEAM	RECORD	WIN PCT.
1.	Pittsburgh Steelers	290-112-2	.720
2.	Baltimore Ravens	143-63-1	.693
3.	Denver Broncos	272-129-4	.677
4.	Minnesota Vikings	268-135-1	.665
5.	Green Bay Packers	260-136-7	.654
	Miami Dolphins	263-139-1	.654

- The Steelers own the second-best regular-season road record in the NFL with a 203-198-2 mark (.506) since 1970.
- The Steelers are one of four teams (Dallas, 208; New England, 202; San Francisco 201) with at least 200 regular-season road wins since the 1970 AFL-NFL merger.
- Pittsburgh's 203 regular-season road victories since the 1970 AFL-NFL merger are the second-most in the League.

### MOST REGULAR-SEASON ROAD WINS SINCE 1970 AFL-NFL MERGER

RANK	TEAM	WINS
1.	Dallas Cowboys	208
2.	Pittsburgh Steelers	203
3.	New England Patriots	202
4.	San Francisco 49ers	201
5.	Miami Dolphins	196

- Pittsburgh's .506 regular-season road winning percentage since the 1970 AFL-NFL merger is the second-highest in the League.

### BEST REGULAR-SEASON ROAD WIN PERCENTAGE SINCE 1970 AFL-NFL MERGER

RANK	TEAM	RECORD	WIN PCT.
1.	Dallas Cowboys	208-196	.515
2.	Pittsburgh Steelers	203-198-2	.506
3.	New England Patriots	202-201	.501
4.	San Francisco 49ers	201-202-1	.499
5.	Miami Dolphins	196-206-1	.488

### THE STANDARD IS THE STANDARD

- Pittsburgh has recorded 17 consecutive seasons with a .500 record or better, which is the longest active streak in the NFL and the longest streak in team history (previous record was 13, 1972-1984).

### MOST ACTIVE CONSECUTIVE NON-LOSING SEASONS

RANK	TEAM	SEASONS	YEARS
1.	Pittsburgh Steelers	17	2004-20
2.	Seattle Seahawks	9	2012-20
	Kansas City Chiefs	9	2013-21
4.	Tennessee Titans	6	2016-21
	Baltimore Ravens	5	2016-20

### MOST CONSECUTIVE NON-LOSING SEASONS SINCE 1970 AFL-NFL MERGER

RANK	TEAM	SEASONS	YEARS
1.	New England Patriots	19	2001-19
2.	Pittsburgh Steelers	17	2004-20
3.	San Francisco 49ers	16	1983-98
	Dallas Cowboys	16	1970-85
5.	Miami Dolphins	15	1989-2003
6.	Pittsburgh Steelers	13	1972-84
	Green Bay Packers	13	1992-2004

- Steelers QB **Ben Roethlisberger** (2004-20) has played on a team with a .500 record or better in each of his 17 seasons in the NFL, which is an NFL record for an individual player.
- C Frank Winters (1987-2002; Cleveland, N.Y. Giants, Kansas City and Green Bay) held the previous League record with 16 seasons. G Gene Hickerson (1958-60, 1962-73; Cleveland) and LB James Harrison (2002-17; Pittsburgh, Cincinnati and New England) had 15.

### MOST CONSECUTIVE NON-LOSING SEASONS (PLAYER)

RANK	PLAYER	SEASONS
1.	Ben Roethlisberger	17 (2004-20)
2.	Frank Winters	16 (1987-2002)
3.	Gene Hickerson	15 (1958-60, 1962-73)
	James Harrison	15 (2002-17)

### STEELERS 2021 TEAM CAPTAINS

- The Steelers selected three players to serve as team captains for the 2021 season determined by a vote of their teammates.
- QB **Ben Roethlisberger** was selected to serve as offensive captain, DT **Cameron Heyward** was picked to serve as defensive captain and FB **Derek Watt** was chosen to serve as the special teams captain.
- Roethlisberger was selected as an offensive captain for the 13th time in his career (2008-09, 2011-21). This marks Heyward's seventh consecutive year as a captain (2015-21).
- Watt was named captain for the first time in his career.

### TOMLIN AMONG THE BEST

- Mike Tomlin** has led Pittsburgh to a 152-85-2 (.640) record in the regular season since becoming the team's head coach in 2007.
- Tomlin ranks 12th in NFL history with a regular-season record of 67 games over .500.

### MOST GAMES ABOVE .500 BY HEAD COACH IN NFL HISTORY

RANK	COACH	GAMES > .500
8.	Marty Schottenheimer, 1984-2006	74
9.	John Madden, 1969-1978	71
10.	Tony Dungy, 1996-2008	70
11.	George Allen, 1966-1977	69
12.	Mike Tomlin, 2007-2021	67

- Tomlin, Bill Belichick, Andy Reid and Marty Schottenheimer are the only coaches in NFL history with career records of 60 or more games over .500 not in the Pro Football Hall of Fame.
- Tomlin's 152 regular-season victories are tied for the second best in the NFL since 2007.

### NFL HEAD COACH RECORDS SINCE 2007

RANK	COACH	RECORD	PLAYOFF APPS.	SUPER BOWL APPS.
1.	Bill Belichick	178-61	13	4
2.	Mike Tomlin	152-85-2	9	2
	Andy Reid	152-86-1	10	2
4.	Sean Payton	140-82	8	1
5.	John Harbaugh	137-86	9	1

## TOMLIN'S RECORD WHEN

Overall	152	85	2
Home	87	32	1
Away	65	53	1
In overtime	7	7	2
Grass	121	61	2
Turf	31	24	0
Indoors	11	6	0
Outdoors	141	79	2
AFC	113	64	1
AFC North	60	27	1
AFC East	15	15	0
AFC South	23	7	0
AFC West	15	15	0
NFC	39	21	1
NFC North	9	6	1
NFC East	10	6	0
NFC South	8	4	0
NFC West	12	5	0
Playoffs	8	8	0
Wild Card	2	4	0
Divisional	3	2	0
Title Game	2	1	0
Super Bowl	1	1	0
On Sunday Night Football	18	13	0
On Monday Night Football	17	3	0
On Thursday Night Football	8	8	0
On Saturday	1	0	0
On Sunday at 1 pm ET	80	34	2
On Sunday at 4:25 pm ET	26	26	1
In September	27	23	1
In October	40	15	0
In November	39	21	1
In December	41	25	0
In January	5	1	0
Coming off a loss	52	29	0
Coming off a win	91	49	1
Coming off a tie	0	2	0
Opponent Coming off a loss	66	43	1
Opponent Coming off a win	76	37	0
Opponent Coming off a tie	1	0	0
Coming off a Bye	11	4	0
Opponent coming off a Bye	9	5	1
Scoring first	91	34	2
Opponent scores first	61	51	0
Leading at any point	150	52	2
Trailing at any point	90	84	1
Leading at halftime	108	20	1
Tied at halftime	11	9	1
Trailing at halftime	33	56	0
Decided by 3 points or fewer	31	27	2
Decided by 7 points or fewer	74	53	2
Decided by 8 pts or fewer	81	54	2
*Opp. Missed Playoffs	92	48	2
*Opp. Lost Wild Card	23	12	0
*Opp. Lost Divisional Playoff	24	10	0
*Opp. Lost Title Game	8	7	0
*Opp. Lost Super Bowl	3	2	0

## TOMLIN'S RECORD WHEN

*Opp. Won Super Bowl	2	6	0
Leading after three quarters	117	16	1
Tied after three quarters	10	8	0
Trailing after three quarters	25	61	1
Scoring 40+ points	11	0	0
Scoring 30-39 points	37	8	0
Scoring 20-29 points	77	27	1
Scoring 0-19 points	27	50	1
Allowing 40+ points	0	5	0
Allowing 30-39 points	5	22	0
Allowing 20-29 points	44	43	1
Allowing 0-19 Points	103	15	1
3 days rest	7	7	0
4 days rest	1	1	0
5 days rest	11	8	1
6 days rest	86	54	0
7 days rest	14	2	0
9 days rest	12	3	0
10 days rest	1	1	0
12 days rest	0	1	0
13 days rest	9	3	0
14 days rest	2	0	0
Opp. 3 days rest	7	7	0
Opp. 5 days rest	8	8	0
Opp. 6 days rest	98	52	0
Opp. 7 days rest	15	3	0
Opp. 9 days rest	4	4	0
Opp. 10 days rest	2	1	0
Opp. 13 days rest	8	5	1
Opp. 14 days rest	1	0	0
Outrushing opponent	106	22	0
Getting outrushed	44	64	2
Rushing Yards tied	1	0	0
Passing for more yards	46	34	1
Passing for fewer yards	106	51	1
Outgaining opponent	118	40	2
Outgained by opponent	34	45	0
Clear	131	73	1
Rain	18	9	1
Snow	3	3	0
Below 32-degrees	14	8	0
Above 32-degrees	138	77	2
Winning time of possession	114	36	2
Losing time of possession	38	49	0
Scoring a defensive TD	28	2	0
Allowing a defensive TD	7	12	0
Scoring a special teams TD	11	0	0
Allowing a special teams TD	6	7	0
Fewer penalty yards	82	50	1
More penalty yards	70	35	1
Winning turnover battle	84	13	0
Losing turnover battle	26	54	2
Tied turnover battled	42	18	0
-1 Turnovers	26	52	1
-2 Turnovers	6	30	1
-3 Turnovers	3	19	2
-4 Turnovers	0	11	1

## TOMLIN'S RECORD WHEN

-5 Turnovers	0	3	1
-6 Turnovers	0	2	0
-7 Turnovers	0	2	0
+1 Turnovers	83	13	0
+2 Turnovers	45	2	0
+3 Turnovers	17	1	0
+4 Turnovers	7	0	0
+5 Turnovers	1	0	0
+6 Turnovers	1	0	0
100-yard rusher	52	8	2
100-yard receiver	62	40	1
200-yard passer	118	63	2
200-yard rusher	2	0	0
200-yard receiver	2	1	0
300-yard passer	38	26	1
400-yard passer	4	7	0
500-yard passer	3	0	0
Opp. 100-yard rusher	13	22	2
Opp. 100-yard receiver	41	29	1
Opp. 200-yard passer	88	53	0
Opp. 200-yard rusher	0	2	0
Opp. 200-yard receiver	2	0	0
Opp. 300-yard passer	20	19	0
Opp. 400-yard passer	4	1	0
Opp. 500-yard passer	0	0	0
Arizona Cardinals	3	1	0
Atlanta Falcons	3	0	0
Baltimore Ravens	15	14	0
Buffalo Bills	5	2	0
Carolina Panthers	3	0	0
Chicago Bears	1	3	0
Cincinnati Bengals	22	8	0
<b>Cleveland Browns</b>	<b>23</b>	<b>5</b>	<b>1</b>
Dallas Cowboys	2	2	0
Denver Broncos	4	3	0
Detroit Lions	3	0	1
Green Bay Packers	3	1	0
Houston Texans	4	1	0
Indianapolis Colts	7	1	0
Jacksonville Jaguars	5	2	0
Kansas City Chiefs	5	4	0
Las Vegas Raiders	2	5	0
L.A. Chargers	4	3	0
L.A. Rams	4	0	0
Miami Dolphins	4	2	0
Minnesota Vikings	2	2	0
New England Patriots	3	7	0
New Orleans Saints	0	3	0
N.Y. Giants	3	1	0
N.Y. Jets	3	4	0
Philadelphia Eagles	2	2	0
San Francisco 49ers	2	2	0
Seattle Seahawks	3	2	0
Tampa Bay Buccaneers	2	1	0
Tennessee Titans	7	3	0
Washington Football Team	3	1	0



- His 152 regular-season victories are the third-most among active coaches in the NFL.

MOST REGULAR-SEASON WINS BY AN ACTIVE NFL HEAD COACH

RANK	COACH	WINS
1.	Bill Belichick	289
2.	Andy Reid	232
3.	Mike Tomlin	152
4.	Pete Carroll	150
	Sean Payton	150

- Tomlin's 152 regular-season victories are the 19th-most in NFL history.

MOST REGULAR-SEASON WINS BY HEAD COACH IN NFL HISTORY

RANK	COACH	WINS
18.	Joe Gibbs	154
19.	Mike Tomlin	152
20.	Steve Owen	151
21.	Pete Carroll	150
	Sean Payton	150

- Tomlin's .640 regular-season win percentage is the 10th-highest in NFL history (minimum 100 games).

HEAD COACH WIN PERCENTAGE IN NFL HISTORY (MIN. 100 GAMES)

RANK	COACH	WIN PCT.
1.	John Madden	.759
	Vince Lombardi	.738
3.	George Allen	.712
4.	Blanton Collier	.691
5.	George Halas	.682
6.	Don Shula	.677
7.	Bill Belichick	.671
8.	Tony Dungy	.668
9.	George Seifert	.648
10.	Mike Tomlin	.640

- Tomlin's .640 regular-season win percentage is the second-highest among active NFL head coaches (minimum 100 games).

ACTIVE HEAD COACH WINNING PERCENTAGE (MIN. 100 GAMES)

RANK	COACH	W	L	T	WIN PCT.
1.	Bill Belichick	289	142	0	.671
2.	Mike Tomlin	152	85	2	.640
3.	Andy Reid	232	134	1	.634
4.	Sean Payton	150	88	0	.630
5.	John Harbaugh	137	86	0	.614

TOMLIN T-150 CAREER

- Mike Tomlin is the 20th head coach in NFL history to reach 150 career wins.
- Tomlin registered 150 career victories in the fourth-fewest game in League history.

FEWEST GAMES COACHED TO 150 CAREER VICTORIES

RANK	PLAYER	GAMES
1.	Don Shula	204
2.	George Halas	223
3.	Curly Lambeau	228
4.	Mike Tomlin	232
5.	Bud Grant	239

TOMLIN AT HEINZ FIELD

- Mike Tomlin has guided Pittsburgh to a 87-32-1 (.729) regular-season record at Heinz Field.
- Tomlin earned his 86th regular-season home win in Week 13 of 2021 vs. Baltimore and joined **Chuck Noll** (119) as the second head coach in Steelers history with 86 regular-season home victories.
- Tomlin has led Pittsburgh to at least five home wins in each of his first 15 seasons as the team's head coach and six home wins in nine of his 14 at the helm.
- Tomlin and the Steelers' 87 regular-season home victories are the third-most in the NFL since 2007.
- Tomlin and the Steelers' .729 regular-season home winning percentage is the third-highest in the NFL since 2007.

MOST REGULAR-SEASON HOME WINS SINCE 2007

RANK	TEAM	WINS
1.	New England Patriots	98
2.	Green Bay Packers	92
3.	Pittsburgh Steelers	87
4.	Baltimore Ravens	86
5.	Seattle Seahawks	79

BEST REGULAR-SEASON HOME WIN PERCENTAGE SINCE 2007

RANK	TEAM	RECORD	WIN PCT.
1.	New England Patriots	98-22	.817
2.	Green Bay Packers	92-25-2	.782
3.	Pittsburgh Steelers	87-32-1	.729
4.	Baltimore Ravens	86-33	.723
5.	Seattle Seahawks	79-40	.664

- Tomlin's .729 winning percentage in regular-season home games is the 12th-highest in NFL history (min. 50 games).

BEST REGULAR-SEASON HOME WIN PERCENTAGE IN NFL HISTORY (MIN. 50 GAMES)

RANK	COACH	W	L	T	WIN PCT.
1.	Guy Chamberlin	41	8	4	.837
2.	John Madden	57	12	2	.821
3.	Vince Lombardi	51	15	2	.773
4.	Don Shula	183	59	3	.755
5.	George Allen	61	20	3	.753
6.	Tony Dungy	78	26	0	.750
7.	George Halas	182	61	20	.749
8.	Mike Holmgren	101	35	0	.743
9.	John Harbaugh	82	29	0	.739
10.	Patsy Clark	41	15	6	.732
11.	Bill Belichick	158	58	0	.731
12.	Mike Tomlin	87	32	1	.729

PRIMETIME SPECIALIST

- **Mike Tomlin** has guided Pittsburgh to a 44-25 (.638) record in regular-season primetime games.
- Tomlin's 69 games coached in primetime (7 p.m. ET or later) are the third-most in the NFL since 2000.
- Tomlin's 44 victories and .638 winning percentage (min. 50 games) in primetime games are the third-most and third-highest, respectively, in the NFL since 2000.

MOST NFL REGULAR-SEASON PRIMETIME GAMES COACHED

RANK	COACH	GAMES
1.	Andy Reid	92
2.	Bill Belichick	89
3.	Mike Tomlin	69
4.	Mike McCarthy	65
5.	Tom Coughlin	61

MOST NFL REGULAR-SEASON PRIMETIME WINS

RANK	COACH	WINS
1.	Bill Belichick	58
2.	Andy Reid	54
3.	Mike Tomlin	44
4.	Sean Payton	36
5.	Mike McCarthy	33

BEST REGULAR-SEASON PRIMETIME WIN PERCENTAGE (MIN. 50 GAMES)

RANK	COACH	W	L	T	WIN PCT.
1.	Sean Payton	36	19	0	.655
2.	Bill Belichick	58	31	0	.652
3.	Mike Tomlin	44	25	0	.638
4.	Andy Reid	54	38	0	.587
5.	Mike McCarthy	33	32	0	.508

- Tomlin's 44 victories in regular-season primetime games are the second-most in the NFL since 2007.
- Tomlin's .638 winning percentage in regular-season primetime games is the second-highest in the NFL since 2007 (min. 50 games).

MOST REGULAR-SEASON PRIMETIME WINS SINCE 2007

RANK	COACH	WINS
1.	Bill Belichick	46
2.	Mike Tomlin	44
3.	Andy Reid	37
4.	Sean Payton	34
5.	Pete Carroll	32
	John Harbaugh	32

BEST REGULAR-SEASON PRIMETIME WIN PERCENTAGE SINCE 2007 (MIN. 50 GAMES)

RANK	COACH	RECORD	WIN PCT.
1.	Bill Belichick	46-22	.676
2.	Sean Payton	34-19	.642
3.	Mike Tomlin	44-25	.638
4.	Andy Reid	37-31	.544
5.	Mike McCarthy	31-30	.508

TOMLIN ON MONDAY NIGHT FOOTBALL

- **Mike Tomlin** has guided the Steelers to a 17-3 (.850) record in Monday Night Football contests, including an 8-0 mark at Heinz Field.
- Tomlin's 17 victories are tied for the seventh-most in Monday Night Football history (1970).
- Tomlin's .850 winning percentage is the second-highest in Monday Night Football history (min. 10 games).

MOST MONDAY NIGHT FOOTBALL WINS SINCE 1970

RANK	COACH	WINS
1.	Don Shula	31
2.	Bill Belichick	22
3.	Andy Reid	20
4.	Tom Landry	19
5.	Bill Cowher	18
	George Seifert	18
7.	Mike Tomlin	17
	Sean Payton	17
9.	Mike Shanahan	16
10.	Chuck Noll	15
	Bill Parcells	15
	Tom Flores	15

BEST MONDAY NIGHT FOOTBALL WIN PERCENTAGE SINCE 1970 (MIN. 10 GAMES)

RANK	COACH	W	L	T	WIN PCT.
1.	John Madden	11	1	1	.885
2.	Mike Tomlin	17	3	0	.850
3.	Tom Flores	15	4	0	.789
4.	George Seifert	18	6	0	.750
	Lovie Smith	9	3	0	.750

- Tomlin's 17 victories on Monday Night Football are the most in the NFL since 2007.
- Tomlin's .850 winning percentage on Monday Night Football is the highest in the NFL since 2007 (min. 10 games).

MOST MONDAY NIGHT FOOTBALL WINS SINCE 2007

RANK	COACH	WINS
1.	Mike Tomlin	17
2.	Sean Payton	16
3.	Bill Belichick	15
4.	Andy Reid	11
	John Harbaugh	11
	Pete Carroll	11

BEST MONDAY NIGHT FOOTBALL WIN PERCENTAGE SINCE 2007 (MIN. 10 GAMES)

RANK	COACH	W	L	T	WIN PCT.
1.	Mike Tomlin	17	3	0	.850
2.	Pete Carroll	11	4	0	.733
3.	Bill Belichick	15	6	0	.714
4.	Lovie Smith	7	3	0	.700
5.	Sean Payton	16	8	0	.667

- Tomlin is 18-13 (.581) on Sunday Night Football and 8-8 (.500) on Thursday Night Football.

TOMLIN VS. AFC

- During his career, **Mike Tomlin's** regular-season record against the AFC is 113-64-1 (.638).
- Tomlin's 113 regular-season victories against the AFC rank as the seventh-most in NFL history.

MOST REGULAR-SEASON WINS VS. AFC BY HEAD COACH IN NFL HISTORY

RANK	COACH	WINS
1.	Bill Belichick	216
2.	Don Shula	190
3.	Chuck Noll	147
4.	Marty Schottenheimer	142
5.	Mike Shanahan	116
6.	Bill Cowher	115
7.	Mike Tomlin	113
8.	Marv Levy	112
9.	Chuck Knox	109
10.	Andy Reid	107

- Tomlin's .638 regular-season winning percentage against the AFC is the fifth-highest in NFL history.

BEST REGULAR-SEASON WIN PERCENTAGE VS. AFC BY HEAD COACH IN NFL HISTORY (MIN. 100 GAMES)

RANK	COACH	WIN PCT.
1.	Tony Dungy	.731
2.	John Madden	.724
3.	Bill Belichick	.671
4.	Andy Reid	.664
5.	Mike Tomlin	.638
6.	Don Shula	.631
7.	Bill Cowher	.628
8.	John Harbaugh	.605
9.	Marty Schottenheimer	.599
10.	Chuck Noll	.583

- Pittsburgh's 113 regular-season victories against the AFC under Tomlin are the second-most among AFC teams since 2007.

MOST REGULAR-SEASON WINS VS. AFC SINCE 2007

RANK	TEAM	WINS
1.	New England Patriots	134
2.	Pittsburgh Steelers	113
3.	Indianapolis Colts	105
4.	Baltimore Ravens	103
5.	L.A. Chargers	94
	Kansas City Chiefs	94

- Pittsburgh's .638 regular-season winning percentage against the AFC under Tomlin is the second-highest among AFC teams since 2007.

BEST REGULAR-SEASON WIN PERCENTAGE VS. AFC SINCE 2007

RANK	TEAM	W	L	T	WIN PCT.
1.	New England Patriots	134	44	0	.753
2.	Pittsburgh Steelers	113	64	1	.638
3.	Indianapolis Colts	105	73	0	.590
4.	Baltimore Ravens	103	76	0	.575
5.	L.A. Chargers	94	84	0	.528
	Kansas City Chiefs	94	84	0	.528

- Pittsburgh's 64 regular-season home victories against the AFC under Tomlin are the second-most among AFC teams since 2007.

MOST REGULAR-SEASON HOME WINS VS. AFC SINCE 2007

RANK	TEAM	WINS
1.	New England Patriots	77
2.	Pittsburgh Steelers	64
3.	Baltimore Ravens	62
4.	Indianapolis Colts	59
5.	Houston Texans	52

- Pittsburgh's .719 regular-season home winning percentage against the AFC under Tomlin is the second-highest among AFC teams since 2007.

BEST REGULAR-SEASON HOME WIN PERCENTAGE VS. AFC SINCE 2007

RANK	TEAM	W	L	T	WIN PCT.
1.	New England Patriots	77	12	0	.865
2.	Pittsburgh Steelers	64	25	0	.719
3.	Baltimore Ravens	62	27	0	.697
4.	Indianapolis Colts	59	30	0	.663
5.	Houston Texans	52	37	0	.584

- Pittsburgh's 49 regular-season road victories against the AFC under Tomlin are the second-most among AFC teams since 2007.

MOST REGULAR-SEASON ROAD WINS VS. AFC SINCE 2007

RANK	TEAM	WINS
1.	New England Patriots	57
2.	Pittsburgh Steelers	49
3.	Kansas City Chiefs	47
4.	Indianapolis Colts	46
5.	L.A. Chargers	44

- Pittsburgh's .556 regular-season road winning percentage against the AFC under Tomlin is the second-highest among AFC teams since 2007.

BEST REGULAR-SEASON ROAD WIN PERCENTAGE VS. AFC SINCE 2007

RANK	TEAM	W	L	T	WIN PCT.
1.	New England Patriots	57	32	0	.640
2.	Pittsburgh Steelers	49	39	1	.556
3.	Kansas City Chiefs	47	41	0	.534
4.	Indianapolis Colts	46	43	0	.517
5.	L.A. Chargers	44	45	0	.494

- Including the postseason, Tomlin has a .628 winning percentage (120-71-1) against the AFC during his first 14 years.

WIN NO. 140

- **Mike Tomlin** earned his 140th regular-season win with the Steelers in the 28-24 victory at Baltimore in Week 8 of 2020.
- The game was Tomlin's 215th of his regular-season tenure, tying him with Curly Lambeau for the third-fewest games by an NFL head coach to secure 140 wins.

FEWEST NFL GAMES COACHED TO 140 WINS

RANK	HEAD COACH	TEAMS	GAMES
1.	Don Shula	Baltimore-Miami	185
2.	George Halas	Chicago	210
3.	Mike Tomlin	Pittsburgh	215
	Curly Lambeau	Green Bay	215
5.	Joe Gibbs	Washington	216

AMONG COACHES IN FIRST 14 YEARS

- **Mike Tomlin** earned his 145th regular-season victory in Week 16 vs. Indianapolis in 2020, and accumulated a 145-78-1 regular-season record in his first 14 seasons as a head coach in the NFL (2007-20).
- Tomlin's 145 career regular-season victories are the most by a head coach in his first 14 career seasons, surpassing Pro Football Hall of Famer Don Shula (144 regular-season victories from 1963-76).

MOST WINS AMONG NFL HEAD COACHES DURING FIRST 14 SEASONS

RANK	HEAD COACH	YEARS	WINS
1.	Mike Tomlin	2007-20	145
2.	Don Shula	1963-76	144
3.	Sean Payton	2006-20	142
4.	Bill Cowher	1992-2005	141
5.	Joe Gibbs	1981-92, 2004-05	140

TOMLIN IN 14

- In his first 14 seasons as the head coach of the Steelers, **Mike Tomlin** has an extensive list of accomplishments.
- Tomlin's 145 regular-season wins in his first 14 seasons rank as the most wins in team history for any coach in his first 14 campaigns, and his two Super Bowl appearances rank second in the franchise for a coach in his first 14 seasons.
- Tomlin's nine postseason berths rank tied for first in a coach's first 14 seasons with the Steelers and his seven division titles rank tied for second.

STEELERS HEAD COACHES RECORD THROUGH 14 SEASONS

RANK	HEAD COACH	RECORD	YEARS
1.	Mike Tomlin	145-78-1 (.650)	2007-20
2.	Bill Cowher	141-82-1 (.632)	1992-2005
3.	Chuck Noll	123-75-1 (.621)	1969-1982
RANK	HEAD COACH	SUPER BOWL APP.	SUPER BOWL WINS
1.	Chuck Noll	4 (1974, '75, '78, '79)	4 (1974, '75, '78, '79)
2.	Mike Tomlin	2 (2008, '10)	1 (2008)
	Bill Cowher	2 (1995, 2006)	1 (2006)
RANK	HEAD COACH	PLAYOFF APP.	YEARS
1.	Bill Cowher	9	1992-97, 2001, '02, '04
	Mike Tomlin	9	2007-08, '10-11, '14-17, '20
3.	Chuck Noll	8	1972-79

RANK	HEAD COACH	DIVISION TITLES	YEARS
1.	Bill Cowher	8 (AFC Central/North)	1992, '94-97, 2001, '02, '04
2.	Mike Tomlin	7 (AFC North)	2007-08, '10, '14, '16-17, '20
	Chuck Noll	7 (AFC Central)	1972, '74-79

FOURTH QUARTER EXPLOSION

- Pittsburgh has scored 149 points in the fourth quarter this season, which is the third-most in the NFL.

MOST FOURTH-QUARTER POINTS IN 2021

RANK	TEAM	PTS
1.	L.A. Chargers	152
2.	New Orleans Saints	150
3.	Pittsburgh Steelers	149
4.	New England Patriots	142
5.	Baltimore Ravens	130
	Buffalo Bills	130

- Pittsburgh owns a 50-point scoring margin (149-99) in the fourth quarter this season, which is the third-best in the NFL.

LARGEST FOURTH-QUARTER SCORING MARGIN IN 2021

RANK	TEAM	MARGIN
1.	New England Patriots	+87
2.	New Orleans Saints	+74
3.	Pittsburgh Steelers	+50
4.	Denver Broncos	+37
5.	Buffalo Bills	+36

- Thirteen teams have scored 17 or more points in the fourth quarter on 21 different occasions in 2021.
- Pittsburgh has scored 17 or more points in the fourth quarter in four different games in 2021 (Week 1 at Buffalo, Week 11 at L.A. Chargers, Week 13 vs. Baltimore and Week 14 at Minnesota).
- The Steelers did not score 17 or more points in a single fourth over the previous three seasons (2018-20).

MOST FOURTH QUARTERS WITH 17+ POINTS IN 2021

RANK	TEAM	GAMES
1.	Pittsburgh Steelers	4
2.	New Orleans Saints	3
	Tampa Bay Buccaneers	2
	L.A. Chargers	2
	Buffalo Bills	2

- Pittsburgh has scored 17 or more points in the fourth quarter against Baltimore four times in franchise history (Week 13, 2021; Week 14, 2017; Week 16, 2016; Week 9, 2014).
- Pittsburgh's 27 fourth-quarter points vs. Los Angeles in Week 11 are the third-most in the fourth quarter in franchise history. The record for most fourth-quarter points is 28, set on two occasions (Week 10 of 1952 vs. N.Y. Giants; Week 15 of 1986 at N.Y. Jets).

## BEN BY THE NUMBERS

<b>63.721</b>	Roethlisberger is fifth on the all-time NFL passing yards list (63,721).
<b>3,000</b>	Roethlisberger has thrown for 3,000+ yards in 15 of his 18 seasons in the NFL. Only Tom Brady (19), Brett Favre (18), Drew Brees (16) and Peyton Manning (16) have more in NFL history.
<b>400</b>	With his 45-yard TD pass to WR <b>Diontae Johnson</b> in Week 4 at Green Bay, Roethlisberger became the eighth quarterback in NFL history to surpass 400 career regular-season passing TDs.
<b>400</b>	Roethlisberger has thrown for 400 or more yards in 14 games (regular-season and postseason), which is a franchise record and fourth in NFL history.
<b>247</b>	Roethlisberger has played in 247 regular-season games for the Steelers, which is a franchise record. His 247 regular-season games played at quarterback are the sixth-most in NFL history. Roethlisberger's 247 regular-season games played at quarterback with one franchise are the third-most in the League.
<b>245</b>	Roethlisberger has started 245 regular-season games for the Steelers, which is a franchise record. His 245 regular-season games started at quarterback are the fifth-most in NFL history. Roethlisberger's 245 regular-season games started at quarterback with one franchise are the third-most in the League.
<b>163-81-1</b>	Roethlisberger's regular-season record as a starting quarterback is 163-80-1 (.667), which is the sixth-highest win percentage in NFL history (min. 150 starts) and most wins in franchise history for a starting signal caller.
<b>163</b>	Roethlisberger's 163 regular-season wins as a starting quarterback are the fifth-most in NFL history.
<b>158.3</b>	Roethlisberger has posted a perfect passer rating of 158.3 or better in four games during his NFL regular-season career (min. 10 attempts/game) - the most all-time.
<b>134</b>	Roethlisberger has registered 134 career multi-TD pass games (regular-season and postseason), which is a franchise record, eighth in NFL history and seventh in League history with one franchise.
<b>125.0</b>	Roethlisberger has recorded a passer rating of 125.0 or higher 30 times in his NFL regular-season career (minimum 20 attempts), most recently in Week 5 of 2020 against the Philadelphia Eagles (125.4), which is the eighth-most in NFL history.
<b>119</b>	Roethlisberger has thrown 119 TD passes in the fourth quarter and overtime in his regular-season career, which is a franchise record and third in NFL history.
<b>100.0</b>	Roethlisberger has registered a passer rating of 100.0 or higher in 107 career games (regular-season and postseason), which is a franchise record, seventh in NFL history and tied for fourth in League history with one franchise.
<b>92</b>	Pittsburgh is 92-15 (.860) when Roethlisberger has registered a passer rating of 100.0 or higher.
<b>91</b>	Roethlisberger owns an 91-31 (.746) regular-season career record as a starting quarterback at Heinz Field. His 91 home victories are the sixth-most in NFL history. His .746 home winning percentage is the sixth-highest in League history (min. 100 home starts).
<b>91</b>	Roethlisberger has registered 91 victories at Heinz Field, which ranks third all-time at a venue behind Tom Brady (116 at Mercedes-Benz Superdome) and John Elway (95 at Mile High).
<b>74</b>	Roethlisberger has registered 74 games with 300 or more yards passing (regular-season and postseason), which is a franchise record and seventh in NFL history.
<b>67</b>	Roethlisberger has 67 career completions (regular-season and postseason) of 50+ yards, which is the sixth-most in NFL history.

## BEN BY THE NUMBERS

<b>58</b>	Roethlisberger is 58-33-1 (.636) in regular-season games decided by six points or less with him under center. His 58 regular-season victories in games decided by six points or less with him under center are the most in NFL history. Roethlisberger's .636 winning percentage in regular-season games decided by six points or less with him under center is the second-highest in NFL history (min. 50 starts).
<b>53</b>	Roethlisberger has now thrown a TD pass to 53 different players (including RB <b>Najee Harris</b> and TE <b>Pat Freiermuth</b> in 2021) over his regular-season NFL career.
<b>52</b>	Roethlisberger has rallied the Steelers from a tie or deficit in the fourth quarter 52 times in his career, which is a franchise record and tied for third in NFL history.
<b>40</b>	Roethlisberger has led the Steelers to an offensive scoring drive in the 4th quarter with the team trailing by one score to either tie or take the lead 40 times in his career, which is a franchise record and third in NFL history.
<b>35</b>	Roethlisberger has recorded 35 career TD passes of 50 or more yards, which is a franchise record and ranks sixth in NFL history.
<b>25+</b>	Roethlisberger has thrown 25 or more TD passes nine times over his 17-year career. The nine 25+ passing TD seasons rank seventh since the 1970 AFL-NFL merger.
<b>23</b>	Roethlisberger has thrown 23 TDs in the last two minutes of a regular-season game, which ranks second since 2000.
<b>20+</b>	The Steelers have scored at least 20 points in 96 of the 122 games at home with Roethlisberger as the starter.
<b>15</b>	Roethlisberger threw at least 15 TD passes in each of his first 15 NFL seasons, the most consecutive seasons with 15 or more scoring tosses to start an NFL career. He added his 17th season with at least 15 TD passes in 2021.
<b>12</b>	Roethlisberger has thrown 20 or more TD passes during his NFL career in 12 seasons - a franchise record - including eight consecutive seasons prior to 2019 (2007, 2009, 2011-18, 2020-21).
<b>10</b>	Roethlisberger has 10 career completions of 80 yards or longer.
<b>8</b>	Roethlisberger ranks in the top eight in NFL history in games (sixth, 247), starts (fifth, 245), pass yards (fifth, 63,721), pass completions (fifth, 5,386), pass attempts (sixth, 8,353) and TD passes (eighth, 416).
<b>9</b>	Roethlisberger has nine career TD passes of 80 yards or longer, which is tied with Brett Favre for the most in NFL history.
<b>8TH</b>	Roethlisberger is the eighth quarterback in NFL history to surpass 400 career passing TDs, including the regular-season and postseason (449).
<b>8TH</b>	Roethlisberger has registered three of more passing TDs in 59 career games (regular-season and postseason), which is a franchise record, eighth in NFL history and eighth in League history with one franchise.
<b>4TH</b>	Roethlisberger has thrown 235 TD passes at Heinz Field, which is the fourth-most all-time at a particular venue in NFL history behind Drew Brees (281 at Mercedes-Benz Superdome), Tom Brady (258 at Gillette Stadium) and Aaron Rodgers (236 at Lambeau Field).
<b>3RD</b>	With a win at Cleveland in Week 8, Roethlisberger registered his 160th career win in his 238th career start, becoming the third-fastest quarterback to reach 160 wins in NFL history.
<b>2</b>	Roethlisberger is one of two quarterbacks to record at least 24 regular-season wins against multiple opponents since the 1970 AFL-NFL merger (24, Cincinnati; 24, Cleveland).
<b>1ST</b>	Roethlisberger is the first quarterback in NFL history with 500 passing yards in three career games (Week 8 2014, Week 15 2009 and Week 14 2017).

MOVING ON UP

**QB Ben Roethlisberger leads the Steelers in nearly all major career statistics. The following is where Roethlisberger ranks in Steelers history in several key categories:**

Single-Season TD Passes (2018)	34	1st
Single-Season Passing Yards (2018)	5,129	1st
Career Passing TDs (regular season)	416	1st
Single-Season Completions (2018)	452	1st
Single-Season Pass Attempts (2018)	675	1st
Single-Season Completion Pct. (2015)	68.0	1st
Single-Season Passer Rating (2007)	104.1	1st
3,000-Yard Passing Seasons (2006-18, 2020-21)	15	1st
Consecutive 3,000-Yard Passing Seasons (2006-18)	13	1st
Single-Game Completion Pct. (9/7/08 vs. Houston)	92.9	1st
Seasons w/ 250+ Completions (2006-09, '11-18, 2020-21)	14	1st
Seasons w/ Completion Pct. of 60.0+ (2004, '05, '07, '09-'18, 2020)	14	1st
Seasons w/ Passer Rating of 90.0+ (2004, '05, '07, '09-'18, 2020)	14	1st
Completions in Single Game (12/10/17 vs. Baltimore)	44	1st
Attempts in Single Game (12/10/17 vs. Baltimore)	66	1st
Passing Yards in Single Game (10/26/14 vs. Indianapolis)	522	1st
Career Completions	5,386	1st
Career Attempts	8,353	1st
Career Passing Yards	63,721	1st
Career Completion Pct.	64.4	1st
Career Passing Yards/Attempts	7.63	1st
Career QB Rating	93.8	1st
Career 300-yard Passing Games (reg and postseason)	74	1st
Career Games w/ 30+ Completions (reg and postseason)	36	1st
Career Games w/ 100.0+ Passer Rating (reg and postseason)	107	1st
Career Perfect Passer Rating Games (158.3) **	4	1st
Career QB Rating in 4th Qtr./Overtime *	94.4	1st
Career Touchdown Passes in 4th Quarter/Overtime	119	1st
Career Touchdown Passes in Final 2 mins./game *	23	1st
Consecutive Reg. Gms. w/ At Least One TD Pass (2012-Week 1 of 2014)	30	1st
Games Played by Rookie QB (2004)	14	1st
Passing Attempts by Rookie QB (2004)	295	1st
Pass Completions by Rookie QB (2004)	196	1st
Passing Yards by Rookie QB (2004)	2,621	1st
Passing TDs by Rookie QB (2004)	17	1st
Rushing Attempts by Rookie QB (2004)	56	1st
Rushing Yards by Rookie QB (2004)	144	1st
Completion Pct. by Rookie QB (2004) **	66.4	1st
Passer Rating by Rookie QB (2004) **	98.1	1st
Comp. %/Single Game by Rookie QB (10/17/04 vs. Dal.) **	84.0	1st
Consecutive Wins to Start Career (2004) **	13	1st
Total Wins by Rookie QB (2004) **	13	1st
Passing TDs in Single Game (10/26/14 vs. Ind. and 11/2/14 vs. Bal.)	6	1st
Single-Game TD Passes at Heinz Field (10/26/14 vs. Ind. and 11/2/14 vs. Bal.)	6	1st
Passing TDs in Back-to-Back Games **	12	1st
Total Wins When Throwing for 300-plus Yards	38	1st
Seasons w/ 25+ Passing TDs (2007, '09, '12-14, '16-18, '20)	9	1st
Career Wins (Regular Season)	163	1st
Career TD Passes (indoors)	41	1st
Career Touchdown Passes in Dec./Jan.	116	1st
Single-Game TD Passes on MNF (11/5/07 vs. Bal.) **	5	T-1st
Consecutive Passes Completed (11/26/07 vs. Miami)	15	T-1st
Career Winning Pct.	.667	2nd
Career Rushing Yards (by QB)	1,378	3rd
Career Rushing Touchdowns (by QB)	20	3rd

\* Since 1991      \*\* NFL Record



MOST FOURTH-QUARTER POINTS IN THE NFL IN 2021

RANK	TEAM. OPP. DATE	PTS
1.	Pittsburgh Steelers (at L.A. Chargers, 11/21)	27
2.	L.A. Chargers (vs. Cleveland Browns, 10/10)	26
3.	New Orleans Saints (vs. Atlanta Falcons, 11/7)	22
	New Orleans Saints (at Philadelphia Eagles, 11/21)	22
	Houston Texans (L.A. Rams, 10/31)	22

- The franchise record for points in any quarter is 28, accomplished five times in Steelers' history. The Steelers' 27 fourth-quarter points vs. Los Angeles in Week 11 are tied for the sixth-most in any quarter in franchise history.
- Pittsburgh's 27 fourth-quarter points vs. Los Angeles in Week 11 are the second-most in the fourth quarter of a road game and second-most in any quarter of a road game in franchise history.

MOST POINTS IN 4TH QUARTER IN FRANCHISE HISTORY

RANK	OPP. DATE	PTS
1.	at N.Y. Jets, 12/13/1986	28
	vs. N.Y. Giants, 11/30/1952	28
3.	at L.A. Chargers, 11/21/2021	27
4.	at Cincinnati, 12/7/2014	25
5.	vs. Tennessee, 11/1/1998	24

MOST POINTS IN ANY QUARTER IN FRANCHISE HISTORY

RANK	OPP. DATE (QUARTER)	PTS
1.	vs. Indianapolis, 10/26/2014 (2nd)	28
	vs. Cincinnati, 12/4/2011 (2nd)	28
	at N.Y. Jets, 12/13/1986 (4th)	28
	vs. Chicago Cardinals, 12/13/1959 (2nd)	28
	vs. N.Y. Giants, 11/30/1952 (4th)	28
6.	at L.A. Chargers, 11/21/2021 (4th)	27
	vs. Cleveland, 10/17/1954 (2nd)	27

TOMLIN-BEN

- **Mike Tomlin** and QB **Ben Roethlisberger** recorded their 108th regular-season win together in Week 5 of 2018 against Atlanta, breaking a tie with Chuck Noll and Terry Bradshaw for the most wins by a head coach-quarterback tandem in franchise history.
- Tomlin and Roethlisberger picked up their 117th regular-season victory in Week 2 of 2020 against Denver, breaking a tie with Don Shula and Dan Marino for the third-most wins by a head coach-quarterback tandem in NFL history.
- The duo's 134 regular-season wins are the third-most by a head coach-quarterback pairing in NFL history.

MOST REGULAR-SEASON WINS BY A HEAD COACH-QUARTERBACK IN NFL HISTORY

RANK	DUO	WINS
1.	Bill Belichick-Tom Brady	219
2.	Sean Payton-Drew Brees	141
3.	Mike Tomlin-Ben Roethlisberger	134
4.	Don Shula-Dan Marino	116
5.	Chuck Noll-Terry Bradshaw	107

STARTING IN STYLE

- QB **Ben Roethlisberger** owns a 163-81-1 (.667) regular-season record as a starting quarterback.
- His 163 regular-season victories as a starting quarterback are a franchise record and the fifth-most in NFL history.
- His .667 regular-season winning percentage as a starting quarterback is the second-highest in franchise history and sixth-highest in NFL history (min. 150 games started).

BEST STARTING RECORD AMONG QUARTERBACKS IN NFL HISTORY (MIN. 150 GAMES STARTED)

RANK	PLAYER	W	L	T	PCT.
1.	Tom Brady	241	73	0	.768
2.	Joe Montana	117	47	0	.713
3.	Peyton Manning	186	79	0	.702
4.	Aaron Rodgers	138	65	1	.679
5.	Terry Bradshaw	107	51	0	.677
6.	Ben Roethlisberger	163	81	1	.667
7.	Russell Wilson	102	53	1	.657
8.	John Elway	148	82	1	.643
9.	Jim Kelly	101	59	0	.631
10.	Brett Favre	186	112	0	.624

- Roethlisberger earned 117 wins in his first 175 regular-season starts, which is the second-most by an NFL QB in NFL history through 175 starts (Tom Brady, 136).
- Roethlisberger made his 150th career regular-season start in Week 8 vs. Indianapolis in 2014 to become the fourth quarterback in NFL history to record 100 wins in their first 150 regular-season starts (Tom Brady, 116; Joe Montana, 108; Terry Bradshaw, 102).
- Roethlisberger registered his 90th career win in his 135th career start, becoming the fifth-fastest quarterback who began their career in the Super Bowl era to reach 90 wins.
- Roethlisberger earned his 130th win as a starting quarterback in his 192nd start in Week 10 of 2017 at Indianapolis to mark the third-fewest starts in NFL history to win 130 games (Tom Brady, 168; Peyton Manning, 189).

THIRD-FASTEST TO NO. 160

- With a win at Cleveland in Week 8, QB **Ben Roethlisberger** became the fifth quarterback in NFL history to record 160 regular-season wins as a starter.
- Roethlisberger joined Peyton Manning, Brett Favre, Drew Brees and Tom Brady as the only quarterbacks in NFL history with at least 160 regular-season wins as a starting quarterback.
- Roethlisberger registered his 160th career win in his 238th career start, becoming the third-fastest quarterback to reach 160 wins in NFL history.

FEWEST STARTS TO 160 CAREER VICTORIES

RANK	PLAYER	STARTS
1.	Tom Brady	206
2.	Peyton Manning	230
3.	Ben Roethlisberger	238
4.	Brett Favre	253
5.	Drew Brees	270

WINNING NO. 150

- QB **Ben Roethlisberger** became the fifth quarterback in NFL history to record 150 regular-season wins as a starter during the Steelers' Week 7 win against Tennessee (27-24) in 2020.
- Roethlisberger joined Peyton Manning, Brett Favre, Drew Brees and Tom Brady as the only quarterbacks in NFL history with at least 150 regular-season wins as a starting quarterback.

MOST REGULAR-SEASON WINS AS A STARTING QUARTERBACK

RANK	PLAYER	WINS
1.	Tom Brady	241
2.	Brett Favre	186
	Peyton Manning	186
4.	Drew Brees	172
5.	Ben Roethlisberger	163
6.	John Elway	148
7.	Dan Marino	147
8.	Aaron Rodgers	138
9.	Philip Rivers	134
10.	Fran Tarkenton	124

HOME COOKING

- QB **Ben Roethlisberger** owns a 91-31 (.746) mark in his Heinz Field regular-season career as a starting quarterback, including victories in each of his first eight starts as a rookie in 2004.
- Below is a breakdown of Roethlisberger’s statistics in his Heinz Field career.

ROETHLISBERGER STATISTICS AT HEINZ FIELD

CATEGORY	STATISTIC
Record	91-31
Completion Pct. (Comp.-Att.)	65.1 (2,695-of-4,138)
Passing Yards	32,496
Passing Touchdowns	235
Interceptions	93
Passer Rating	98.6
300-plus Yard Games	38
Multi-Touchdown Performances	71 (56-14 record)*
Threw 3 touchdowns in Week 10 of 2015, but did not start	

- Roethlisberger has registered 91 victories at Heinz Field, which ranks third all-time at a venue behind Tom Brady (116 at Mercedes-Benz Superdome) and John Elway (95 at Mile High).

QB VICTORIES IN PARTICULAR VENUE IN NFL HISTORY

RANK	PLAYER (STADIUM)	WINS
1.	Tom Brady (Gillette Stadium)	116
2.	John Elway (Mile High Stadium)	95
3.	Ben Roethlisberger (Heinz Field)	91
4.	Brett Favre (Lambeau Field)	90
5.	Aaron Rodgers (Lambeau Field)	82

- Roethlisberger has thrown 235 TD passes at Heinz Field, which ranks fourth all-time at a venue behind Drew Brees (281 at Mercedes-Benz Superdome) and Tom Brady (258 at Gillette).

TD PASSES IN PARTICULAR VENUE IN NFL HISTORY

RANK	PLAYER (STADIUM)	TD PASSES
1.	Drew Brees (Mercedes-Benz Superdome)	281
2.	Tom Brady (Gillette Stadium)	258
3.	Aaron Rodgers (Lambeau Field)	236
4.	Ben Roethlisberger (Heinz Field)	235
5.	Brett Favre (Lambeau Field)	214

- Roethlisberger threw at least one TD pass in 45 consecutive home games at Heinz Field (2010-17), which was the third-longest streak in NFL history.

CONSECUTIVE HOME GAMES WITH AT LEAST ONE TD PASS

RANK	PLAYER (YEAR)	GAMES
1.	Drew Brees (10/18/09-11/27/16)	60
2.	Tom Brady (9/14/09-12/14/14)	47
3.	Ben Roethlisberger (12/19/10-9/17/17)	46
4.	Dan Marino (10/9/83-11/14/88)	39
5.	Aaron Rodgers (10/5/08-12/2/12)	35

CONTROLLING THE NORTH

- QB **Ben Roethlisberger** is 64-21-1 (.750) as a starter in the regular season against AFC North opponents during his career, including a 4-1 mark in 2020.
- Roethlisberger has finished with a .500 or above record against AFC North opponents during the regular season in 15 of his 17 NFL seasons, including winning at least five games in five campaigns.

ROETHLISBERGER VS. AFC NORTH AS A STARTER

SEASON	RECORD	SEASON	RECORD
2021	2-2	2012	2-1
2020	4-1	2011	4-2
2019	-	2010	5-0
2018	4-1-1	2009	2-3
2017	5-0	2008	6-0
2016	4-1	2007	5-0
2015	2-2	2006	3-3
2014	4-2	2005	3-1
2013	4-2	2004	5-0
2012	2-1		

- In his 88 career games versus division opponents, Roethlisberger has posted a perfect passer rating once (11/5/07 vs. Baltimore) and 31 times has recorded a passer rating of over 100.0.
- The following is a look at his statistics against the AFC North in his 86 games as a starter.

ROETHLISBERGER STATISTICS VS. AFC NORTH

CATEGORY	STATISTIC
Record	64-21-1
Completion Pct. (Comp.-Att.)	62.3 (1,822-2,295)
Passing Yards	21,566
Passing Touchdowns	131
Interceptions	80
Passer Rating	88.2

- The following is a look at Roethlisberger’s career statistics against AFC North opponents as a starter at home compared to the road.

ROETHLISBERGER STATISTICS VS. AFC NORTH (HOME/AWAY)

CATEGORY	HOME	AWAY
Record	34-9	30-12-1
Completion Pct. (Comp.-Att.)	63.2 (909-1,439)	61.4 (913-1,486)
Passing Yards	11,092	10,474
Passing Touchdowns	76	55
Interceptions	43	37
Passer Rating	92.0	84.6

BACK HOME IN OHIO

- QB **Ben Roethlisberger** is from Findlay, Ohio, and played collegiately at Miami (Ohio), so it is no wonder he feels at home while playing at Cincinnati or Cleveland.
- Including the postseason, Roethlisberger is a combined 27-6-1 (.809) in games played in Ohio (Paul Brown Stadium, 15-4; FirstEnergy Stadium, 12-2-1).
- Roethlisberger is one of two quarterbacks in NFL history to record at least 24 regular-season wins against multiple opponents since the 1970 AFL-NFL merger (24, Cincinnati; 24, Cleveland).
- Roethlisberger joined Tom Brady (33, Buffalo; 29, Jets; 24, Miami).

MOST TOTAL WINS VS. ANY SINGLE OPPONENT BY STARTING QB SINCE 1970 AFL-NFL MERGER

RANK	PLAYER	OPP.	RECORD	YEARS
1.	Tom Brady	Bills	33 (33-3)	2001-21
2.	Tom Brady	Jets	29 (29-6)	2001-21
3.	Brett Favre	Lions	26 (26-9)	1992-2010
4.	Ben Roethlisberger	Bengals	24 (24-9)	2004-21
	Ben Roethlisberger	Browns	24 (24-2-1)	2004-21
	Tom Brady	Dolphins	24 (24-12)	2001-21
7.	Brett Favre	Bears	23 (23-13)	1992-2010
8.	Dan Marino	Colts	22 (22-11)	1983-99
9.	Aaron Rodgers	Bears	21 (21-5)	2008-21
10.	John Elway	Seahawks	20 (20-9)	1984-98
	John Elway	Chargers	20 (20-10)	1983-98
	Drew Brees	Buccaneers	20 (20-10)	2004-20

- Below is Roethlisberger’s passing stats for games at Cincinnati and Cleveland.

ROETHLISBERGER IN GAMES PLAYED IN OHIO

	GP	ATT.	CMP.	PCT.	YDS	TD	INT	RAT.
Cincinnati	19	611	394	64.5	4,617	26	13	92.6
Cleveland	15	476	288	60.5	3,499	20	11	87.5
Total	34	1,087	682	62.8	8,116	46	24	90.4

BEN AMONG THE ALL-TIME BEST

- QB **Ben Roethlisberger** ranks in the top eight in NFL history in games (sixth, 247), starts (fifth, 245), pass yards (fifth, 63,721), pass completions (fifth, 5,386), pass attempts (sixth, 8,353) and TD passes (eighth, 416).
- Roethlisberger ranks in the top six in NFL history with one franchise in games (third, 247), starts (third, 245), pass yards (third, 63,721), pass completions (third, 5,386), pass attempts (fifth, 8,353) and TD passes (sixth, 416).
- Roethlisberger also ranks in the top 10 in NFL history in pass yards/attempt (fifth, 7.63, min. 5,000 pass attempts) and passer rating (seventh, 93.8, min. 5,000 pass attempts).

MOST PASSING YARDS IN NFL HISTORY

RANK	PLAYER	YDS
1.	Tom Brady	83,784
2.	Drew Brees	80,358
3.	Peyton Manning	71,940
4.	Brett Favre	71,838
5.	Ben Roethlisberger	63,721
6.	Philip Rivers	63,440
7.	Dan Marino	61,361
8.	Matt Ryan	59,322
9.	Eli Manning	57,023
10.	Aaron Rodgers	54,934

MOST PASSING YARDS WITH ONE FRANCHISE IN NFL HISTORY

RANK	PLAYER. TEAM	YDS
1.	Tom Brady, New England	74,571
2.	Drew Brees, New Orleans	68,010
3.	Ben Roethlisberger, Pittsburgh	63,721
4.	Brett Favre, Green Bay	61,655
5.	Dan Marino, Miami	61,361
6.	Philip Rivers, L.A. Chargers	59,271
7.	Matt Ryan, Atlanta	59,322
8.	Eli Manning, N.Y. Giants	57,023
9.	Peyton Manning, Indianapolis	54,828
10.	Aaron Rodgers, Green Bay	54,934

MOST TOUCHDOWN PASSES IN NFL HISTORY

RANK	PLAYER	TDS
1.	Tom Brady	618
2.	Drew Brees	571
3.	Peyton Manning	539
4.	Brett Favre	508
5.	Aaron Rodgers	445
6.	Philip Rivers	421
7.	Dan Marino	420
8.	Ben Roethlisberger	416
9.	Eli Manning	366
	Matt Ryan	366

MOST TOUCHDOWN PASSES WITH ONE FRANCHISE IN NFL HISTORY

RANK	PLAYER. TEAM	TDS
1.	Tom Brady, New England	541
2.	Drew Brees, New Orleans	491
3.	Aaron Rodgers, Green Bay	445
4.	Brett Favre, Green Bay	442
5.	Dan Marino, Miami	420
6.	Ben Roethlisberger, Pittsburgh	416
7.	Peyton Manning, Indianapolis	399
8.	Philip Rivers, L.A. Chargers	397
9.	Eli Manning, N.Y. Giants	366
	Matt Ryan, Atlanta	366

MOST PASS COMPLETIONS IN NFL HISTORY

RANK	PLAYER	CMP
1.	Tom Brady	7,200
2.	Drew Brees	7,142
3.	Brett Favre	6,300
4.	Peyton Manning	6,125
5.	Ben Roethlisberger	5,386
6.	Philip Rivers	5,277
7.	Matt Ryan	5,209
8.	Dan Marino	4,967
9.	Eli Manning	4,895
10.	Aaron Rodgers	4,608

MOST PASS COMPLETIONS WITH ONE FRANCHISE IN NFL HISTORY

RANK	PLAYER. TEAM	CMP
1.	Tom Brady, New England	6,377
2.	Drew Brees, New Orleans	6,017
3.	Ben Roethlisberger, Pittsburgh	5,386
4.	Brett Favre, Green Bay	5,377
5.	Matt Ryan, Atlanta	5,209
6.	Dan Marino, Miami	4,967
7.	Philip Rivers, L.A. Chargers	4,908
8.	Eli Manning, N.Y. Giants	4,895
9.	Peyton Manning, Indianapolis	4,682
10.	Aaron Rodgers, Green Bay	4,608

MOST PASS ATTEMPTS IN NFL HISTORY

RANK	PLAYER	ATT
1.	Tom Brady	11,230
2.	Drew Brees	10,551
3.	Brett Favre	10,169
4.	Peyton Manning	9,381
5.	Dan Marino	8,358
6.	Ben Roethlisberger	8,353
7.	Philip Rivers	8,134
8.	Eli Manning	8,120
9.	Matt Ryan	7,947
10.	John Elway	7,250

MOST PASS ATTEMPTS WITH ONE FRANCHISE IN NFL HISTORY

RANK	PLAYER. TEAM	ATT
1.	Tom Brady, New England	9,988
2.	Brett Favre, Green Bay	8,754
3.	Drew Brees, New Orleans	8,742
4.	Dan Marino, Miami	8,358
5.	Ben Roethlisberger, Pittsburgh	8,353
6.	Eli Manning, N.Y. Giants	8,120
7.	Matt Ryan, Atlanta	7,947
8.	Philip Rivers, L.A. Chargers	7,591
9.	John Elway, Denver	7,250
10.	Peyton Manning, Indianapolis	7,211

MOST GAMES PLAYED BY QB IN NFL HISTORY

RANK	PLAYER	GP
1.	Tom Brady	316
2.	Brett Favre	302
3.	Drew Brees	287
4.	Peyton Manning	266
5.	Earl Morrall	255
6.	Ben Roethlisberger	247
7.	Fran Tarkenton	246
8.	Philip Rivers	244
9.	Dan Marino	242
10.	Eli Manning	236

MOST GAMES PLAYED BY QB WITH ONE TEAM IN NFL HISTORY

RANK	PLAYER. TEAM	GP
1.	Tom Brady, New England Patriots	285
2.	Brett Favre, Green Bay Packers	255
3.	Ben Roethlisberger, Pittsburgh Steelers	247
4.	Dan Marino, Miami Dolphins	242
5.	Eli Manning, N.Y. Giants	236

MOST GAMES STARTED BY QB IN NFL HISTORY

RANK	PLAYER	GS
1.	Tom Brady	314
2.	Brett Favre	298
3.	Drew Brees	286
4.	Peyton Manning	265
5.	Ben Roethlisberger	245
6.	Dan Marino	240
	Philip Rivers	240
8.	Fran Tarkenton	239
9.	Eli Manning	234
10.	John Elway	231

MOST GAMES STARTED BY QB WITH ONE TEAM IN NFL HISTORY

RANK	PLAYER	GS
1.	Tom Brady, New England Patriots	283
2.	Brett Favre, Green Bay Packers	253
3.	Ben Roethlisberger, Pittsburgh Steelers	245
4.	Dan Marino, Miami Dolphins	240
5.	Eli Manning, N.Y. Giants	234

### HIGHEST PASSING YARDS PER ATTEMPT LEADERS IN NFL HISTORY (MIN. 5,000 ATT.)

RANK	PLAYER	YDS/ATT.
1.	Philip Rivers	7.80
2.	Aaron Rodgers	7.78
3.	Dan Fouts	7.68
4.	Peyton Manning	7.67
5.	Ben Roethlisberger	7.63
6.	Drew Brees	7.62
7.	Joe Montana	7.52
8.	Tom Brady	7.46
	Matt Ryan	7.46
10.	Dan Marino	7.34

### HIGHEST PASSER RATING IN NFL HISTORY (MIN. 5,000 ATT.)

RANK	PLAYER	RTG.
1.	Aaron Rodgers	104.4
2.	Drew Brees	98.7
3.	Tom Brady	97.4
4.	Peyton Manning	96.4
5.	Philip Rivers	95.2
6.	Matt Ryan	94.3
7.	Ben Roethlisberger	93.8
8.	Joe Montana	92.3
9.	Matthew Stafford	91.0
10.	Carson Palmer	87.9

### BIG BEN, BIG COMEBACKS

- In Pittsburgh's 19-13 victory over Tennessee in Week 15, when the Titans took a three-point lead (13-10) into the fourth quarter, QB **Ben Roethlisberger** rallied the Steelers from a tie or deficit in the fourth quarter for the 52nd time in his career and the sixth time in 2021 (Week 1 at Buffalo, Week 6 vs. Seattle, Week 8 at Cleveland, Week 9 vs. Chicago, Week 13 vs. Baltimore and Week 15 vs. Tennessee), which is a franchise record and tied for third in NFL history.

### MOST GAMEWINNING DRIVES IN NFL HISTORY

RANK	PLAYER	GWD
1.	Peyton Manning	54
2.	Drew Brees	53
3.	Ben Roethlisberger	52
	Tom Brady	52
5.	Dan Marino	47

- Roethlisberger has rallied the Steelers from a tie or deficit in the fourth quarter six times in 2021 (Week 1 at Buffalo, Week 6 vs. Seattle, Week 8 at Cleveland, Week 9 vs. Chicago, Week 13 vs. Baltimore and Week 15 vs. Tennessee), which is tied for the 11th-most in single-season NFL history.

### MOST GAMEWINNING DRIVES IN SINGLE-SEASON SINCE 1970 NFL-AFL MERGER

RANK	PLAYER. YEAR	GWD
1.	Matthew Stafford, 2016	8
2.	Drew Brees, 2018	7
	Derek Carr, 2016	7
	Jake Delhomme, 2003	7
	Andrew Luck, 2012	7
	Don Majkowski, 1989	7
	Peyton Manning, 1999	7
	Peyton Manning, 2009	7
	Jake Plummer, 1998	7
	Brian Sipe, 1979	7
t-11.	Ben Roethlisberger, 2021	6

### MOST GAMEWINNING DRIVES IN 2021

RANK	PLAYER	GWD
1.	Ben Roethlisberger	6
2.	Justin Herbert	5
3.	Lamar Jackson	4
	Taylor Heinicke	4
	Tom Brady	4
	Derek Carr	4
	Matt Ryan	4
	Ryan Tannehill	4

### MOST GAMEWINNING DRIVES SINCE 2020

RANK	PLAYER	GWD
1.	Ben Roethlisberger	10
	Ryan Tannehill	10
3.	Derek Carr	9
4.	Justin Herbert	8
5.	Tom Brady	7
	Matt Stafford	7

- Roethlisberger has led the Steelers to an offensive scoring drive in the fourth quarter with the team trailing by one score to either tie or take the lead five times in 2021 (Week 6 vs. Seattle, Week 8 at Cleveland, Week 9 vs. Chicago, Week 13 vs. Baltimore and Week 15 vs. Tennessee) and 40 times in his career, which is a franchise record and third in NFL history.

### MOST 4TH QUARTER COMEBACKS IN NFL HISTORY

RANK	PLAYER	4QC
1.	Peyton Manning	43
2.	Tom Brady	41
3.	Ben Roethlisberger	40
4.	Drew Brees	36
5.	Johnny Unitas	34

MOST 4TH QUARTER COMEBACKS IN SINGLE-SEASON SINCE 1970  
NFL-AFL MERGER

RANK	PLAYER. YEAR	4QC
1.	Matthew Stafford, 2016	8
2.	Derek Carr, 2016	7
	Peyton Manning, 2009	7
4.	Drew Brees, 2018	6
	Ed Brown, 1963	6
	John Elway, 1985	6
	Peyton Manning, 1999	6
	Dan Marino, 1992	6
	Dan Pastorini, 1978	6
t-10.	Ben Roethlisberger, 2021	5

MOST 4TH QUARTER COMEBACKS IN 2021

RANK	PLAYER	4QC
1.	Ben Roethlisberger	5
	Justin Herbert	5
3.	Lamar Jackson	4
4.	Patrick Mahomes	3
	Ryan Tannehill	3
	Matt Ryan	3
	Taylor Heinicke	3

MOST 4TH QUARTER COMEBACKS SINCE 2020

RANK	PLAYER	4QC
1.	Ben Roethlisberger	9
2.	Ryan Tannehill	8
3.	Patrick Mahomes	6
	Justin Herbert	6
5.	Tom Brady	5
	Matthew Stafford	5
	Lamar Jackson	5
	Derek Carr	5

- Roethlisberger picked up his 64th victory (regular-season and postseason) and fifth in 2021 (Week 6 vs. Seattle, Week 8 at Cleveland, Week 9 vs. Chicago, Week 13 vs. Baltimore and Week 15 vs. Tennessee) in games decided by six points or less.
- Roethlisberger's five victories in games decided by six points or less in 2021 are tied for the most in the NFL.

MOST QB VICTORIES IN GAMES DECIDED BY SIX POINTS OR LESS IN 2021

RANK	PLAYER	WINS
1.	Ben Roethlisberger	5
	Lamar Jackson	5
	Taylor Heinicke	5
	Justin Herbert	5
	Aaron Rodgers	5
	Ryan Tannehill	5
	Derek Carr	5
	Ryan Tannehill	5

- Pittsburgh improved to 58-33-1 (.636) in regular-season games decided by six points or less with him under center.
- Roethlisberger's 58 regular-season victories in games decided by six points or less with him under center are the most in NFL history.

MOST QB VICTORIES IN GAMES DECIDED BY SIX POINTS OR LESS

RANK	PLAYER	WINS
1.	Ben Roethlisberger	58
2.	Drew Brees	57
3.	Tom Brady	56
	Peyton Manning	56
5.	Brett Favre	55
	John Elway	55

- Roethlisberger's .636 regular-season win percentage in games decided by six points or less with him under center is the second-highest in NFL history.

HIGHEST QB WIN PERCENTAGE IN GAMES DECIDED BY SIX POINTS OR LESS (MIN. 50 GAMES STARTED)

RANK	PLAYER	PCT.
1.	Tom Brady	56-25 (.691)
2.	Ben Roethlisberger	58-33-1 (.636)
3.	Ryan Tannehill	34-20 (.630)
4.	Jim Kelly	38-23 (.623)
5.	Peyton Manning	56-34 (.622)

THROWING TO PAY DIRT

- Roethlisberger has thrown 20 or more TD passes 12 times over his 18-year career. The 12 20+ TD passing seasons are tied for the seventh-most since the 1970 AFL-NFL merger.

20+ TD PASS SEASONS

RANK	PLAYER	SEASONS
1.	Tom Brady	19
2.	Drew Brees	17
3.	Peyton Manning	16
4.	Brett Favre	15
	Philip Rivers	15
6.	Dan Marino	13
7.	Ben Roethlisberger	12
	Aaron Rodgers	12
	Matt Ryan	12
	Eli Manning	12

- Roethlisberger has thrown 25 or more TD passes nine times over his 18-year career. The nine 25+ TD passing seasons are tied for the seventh-most since the 1970 AFL-NFL merger.



25+ TD PASS SEASONS

RANK	PLAYER	SEASONS
1.	Peyton Manning	16
	Tom Brady	16
3.	Drew Brees	14
4.	Aaron Rodgers	12
5.	Brett Favre	11
	Philip Rivers	11
7.	Ben Roethlisberger	9
	Matt Ryan	9
9.	Kirk Cousins	7
	Dan Marino	7
	Russell Wilson	7
	Tony Romo	7
	Eli Manning	7

- Roethlisberger has thrown 30 or more TD passes four times over his 18-year career. The four 30+ TD passing seasons are tied for the eighth-most since the 1970 AFL-NFL merger.

30+ TD PASS SEASONS

RANK	PLAYER	SEASONS
1.	Drew Brees	10
2.	Peyton Manning	9
	Brett Favre	9
	Tom Brady	9
5.	Aaron Rodgers	8
6.	Philip Rivers	6
7.	Russell Wilson	5
8.	Ben Roethlisberger	4
	Dan Marino	4
	Tony Romo	4

- Roethlisberger has thrown for 3,000+ yards in 15 of his 18 seasons in the NFL. Only Tom Brady (19), Brett Favre (18), Drew Brees (16) and Peyton Manning (16) have more 3,000-yard passing seasons in NFL history.

3,000-YARD PASSING SEASONS

RANK	PLAYER	SEASONS
1.	Tom Brady	19
2.	Brett Favre	18
3.	Drew Brees	16
	Peyton Manning	16
5.	Ben Roethlisberger	15
	Philip Rivers	15
7.	Eli Manning	14
8.	Dan Marino	13
	Matt Ryan	13
10.	John Elway	12
	Aaron Rodgers	12

EIGHT CAREER 450-YARD PASSING GAMES

- Roethlisberger has eight career games (regular-season and postseason) with at least 450 passing yards - the most by any player in NFL history.

RANK	PLAYER	450-YARD GAMES
1.	Ben Roethlisberger	8
2.	Dak Prescott	5
	Drew Brees	5
4.	Dan Marino	4
	Peyton Manning	4
	Tom Brady	4

FIRST TO 500x3

- QB **Ben Roethlisberger** became the first player in NFL history to register three regular-season 500-yard passing games during Week 14's 39-38 victory over Baltimore in 2017.

ROETHLISBERGER'S 500-YARD PASSING GAMES

GAME	A	C	PCT.	YDS	TD	INT	RAT.
Green Bay (12/20/09)	46	29	63.0	503	3	0	121.9
Indianapolis (10/26/14)	49	40	81.6	522	6	0	150.6
Baltimore (12/10/17)	44	66	66.7	506	2	0	99.7

BIG BEN, BIG GAMES

- QB **Ben Roethlisberger** has registered 74 games with 300 or more yards passing (regular-season and postseason), which is a franchise record and seventh in NFL history.

MOST 300-YARD PASS GAMES IN NFL HISTORY

RANK	PLAYER	GAMES
1.	Drew Brees	131
2.	Tom Brady	123
3.	Peyton Manning	102
4.	Aaron Rodgers	77
5.	Philip Rivers	76
	Matt Ryan	76
7.	Ben Roethlisberger	74
8.	Dan Marino	67
9.	Brett Favre	66
10.	Kurt Warner	58

- Roethlisberger has registered 134 career multi-TD pass games (regular-season and postseason), which is a franchise record, eighth in NFL history and seventh in League history with one franchise.

MOST MULTI-TD PASS GAMES IN NFL HISTORY

RANK	PLAYER	GAMES
1.	Tom Brady	223
2.	Drew Brees	186
3.	Peyton Manning	175
4.	Brett Favre	174
5.	Aaron Rodgers	155
6.	Philip Rivers	147
7.	Dan Marino	137
8.	Ben Roethlisberger	134
9.	Matt Ryan	120
10.	Eli Manning	114

MOST MULTI-TD PASS GAMES WITH ONE FRANCHISE IN NFL HISTORY

RANK	PLAYER	GAMES
1.	Tom Brady, New England	196
2.	Drew Brees, New Orleans	160
3.	Brett Favre, Green Bay	155
	Aaron Rodgers, Green Bay	155
5.	Philip Rivers, San Diego Chargers	139
6.	Dan Marino, Miami Dolphins	137
7.	Ben Roethlisberger, Pittsburgh Steelers	134
8.	Peyton Manning, Indianapolis	129
9.	Matt Ryan, Atlanta Falcons	120
10.	Eli Manning, N.Y. Giants	114

- QB **Ben Roethlisberger** has registered three of more passing TDs in 59 career games (regular-season and postseason), which is a franchise record, eighth in NFL history and eighth in League history with one franchise.

MOST 3+ TD PASS GAMES IN NFL HISTORY

RANK	PLAYER	GAMES
1.	Tom Brady	112
2.	Drew Brees	102
3.	Peyton Manning	99
4.	Aaron Rodgers	89
5.	Brett Favre	78
6.	Dan Marino	67
7.	Philip Rivers	64
8.	Ben Roethlisberger	59
9.	Eli Manning	51
	Matthew Stafford	51

MOST 3+ TD PASS GAMES WITH ONE FRANCHISE IN NFL HISTORY

RANK	PLAYER	GAMES
1.	Tom Brady, New England	97
2.	Drew Brees, New Orleans	94
3.	Aaron Rodgers, Green Bay	89
4.	Peyton Manning, Indianapolis	69
5.	Brett Favre, Green Bay	68
6.	Dan Marino, Miami Dolphins	67
7.	Philip Rivers, San Diego Chargers	61
8.	Ben Roethlisberger, Pittsburgh Steelers	59
9.	Eli Manning, N.Y. Giants	51
10.	Matt Ryan, Atlanta Falcons	50

- QB **Ben Roethlisberger** has registered a passer rating of 100.0 or higher in 107 career games (regular-season and postseason), which is a franchise record, seventh in NFL history and tied for fourth in League history with one franchise.

MOST GAMES WITH 100.0+ PASSER RATING IN NFL HISTORY

RANK	PLAYER	GAMES
1.	Tom Brady	168
2.	Drew Brees	149
3.	Aaron Rodgers	125
4.	Peyton Manning	118
	Brett Favre	118
6.	Philip Rivers	115
7.	Ben Roethlisberger	107
8.	Matt Ryan	98
9.	Russell Wilson	90
10.	Joe Montana	82

MOST GAMES WITH 100.0+ PASSER RATING WITH ONE FRANCHISE IN NFL HISTORY

RANK	PLAYER	GAMES
1.	Tom Brady, New England	148
2.	Drew Brees, New Orleans	131
3.	Aaron Rodgers, Green Bay	125
4.	Ben Roethlisberger, Pittsburgh Steelers	107
	Philip Rivers, San Diego Chargers	107
6.	Brett Favre, Green Bay	100
7.	Matt Ryan, Atlanta Falcons	98
8.	Russell Wilson, Seattle Seahawks	90
9.	Peyton Manning, Indianapolis Colts	87
10.	Dan Marino, Miami Dolphins	72

BIG BEN ON THIRD DOWN

- In his 247 career games, QB **Ben Roethlisberger** has been the one of the best passers in the NFL at moving the chains on third down. He has completed 1,415 passes on 2,288 attempts (61.8 pct.) for 17,872 yards and 135 TDs with 69 interceptions (93.3 passer rating).
- Roethlisberger ranks third in NFL history in passing first downs on third down (1,040), third in third-down completions, third in third-down pass yards, third in third-down attempts and sixth in third-down TD passes.
- Roethlisberger has 132 passing first downs on third down over the past two seasons, which is tied for the third-most in the NFL.

THIRD DOWN PASSING FIRST DOWNS SINCE 2020

RANK	PLAYER	PASSING FIRST DOWNS
1.	Justin Herbert	142
2.	Matt Ryan	133
3.	Ben Roethlisberger	132
	Patrick Mahomes	132
5.	Tom Brady	126

BIG BEN IN THE FOURTH QUARTER, OVERTIME

- In his 247 career games, QB **Ben Roethlisberger** has been the one of the best passers in the NFL in the fourth quarter and overtime. He has completed 1,402 passes on 2,168 attempts (64.7 pct.) for 16,711 yards and 119 TDs with 62 interceptions (94.5 passer rating).

CATEGORY	STAT	NFL RANK (LEADER)
Completions	1,402	3rd (Drew Brees, 1,812)
Attempts	2,168	4th (Drew Brees, 2,782)
Completion Pct.	64.7	3rd (Drew Brees, 65.1)
Yards	16,711	3rd (Drew Brees, 20,687)
Yards/Attempt	7.71	2nd (Aaron Rodgers, 7.86)
TDs	119	3rd (Drew Brees, 147)
Passer Rating	94.5	3rd (Aaron Rodgers, 102.1)
*min. 5,000 pass attempts		

THE 5,000 AND 60,000 CLUB

- QB **Ben Roethlisberger** became the seventh quarterback in NFL history – first in team history – to reach 60,000 career passing yards in regular-season games.
- Roethlisberger accomplished the feat in Week 15 of 2020 at Cincinnati.
- Roethlisberger also became the sixth quarterback in NFL history to complete at least 5,000 pass attempts (also in the Cincinnati game).
- Roethlisberger, Peyton Manning and Tom Brady are the only quarterbacks in NFL history that have thrown for 60,000 yards and won at least two Super Bowls.

BEN GOING OVER 90

- QB **Ben Roethlisberger** threw his fourth career TD of 94+ yards in Week 12 at Denver in 2018, becoming the first quarterback in NFL history with four TD passes of 94+ yards and the only in NFL history with four TD throws of 90+ yards.
- Roethlisberger's 97-yard connections, (Oct. 29, 2017 at Detroit and Nov. 25, 2018 at Denver) with WR **JuJu Smith-Schuster** are the longest passing plays in franchise history and tie as the longest offensive play in franchise record books.

135 IN FIRST 200

- QB **Ben Roethlisberger** earned 135 regular-season wins in his first 200 career starts, which is the third-most wins by a quarterback in NFL history in their first 200 starts.

MOST REGULAR-SEASON WINS AS A STARTING QB IN FIRST 200 STARTS

RANK	PLAYER	WINS
1.	Tom Brady	155
2.	Peyton Manning	136
3.	Ben Roethlisberger	135
4.	Brett Favre	132
5.	Dan Marino	125

TOP OF THE STEELERS CHARTS

- QB **Ben Roethlisberger** holds nearly every passing record in Pittsburgh Steelers franchise history.
- Roethlisberger's 63,721 passing yards, 416 passing TDs and 5,386 completions are tops in the team's record books.

STEELERS ALL-TIME PASSING YARDAGE LEADERS

RANK	PLAYER. YEARS	CMP-ATT	YDS
1.	Ben Roethlisberger, 2004-21	5,386-8,353	63,721
2.	Terry Bradshaw, 1970-83	2,025-3,901	27,989
3.	Kordell Stewart, 1995-2002	1,190-2,107	13,328

STEELERS ALL-TIME PASSING TDS LEADERS

RANK	PLAYER. YEARS	GP	TDs
1.	Ben Roethlisberger, 2004-21	247	416
2.	Terry Bradshaw, 1970-83	168	212
3.	Kordell Stewart, 1995-2002	113	70

STEELERS ALL-TIME PASS COMPLETIONS LEADERS

RANK	PLAYER. YEARS	GP	CMP
1.	Ben Roethlisberger, 2004-21	247	5,386
2.	Terry Bradshaw, 1970-83	168	2,025
3.	Kordell Stewart, 1995-2002	113	1,190

BEN'S CAREER GAME

- QB **Ben Roethlisberger** set single-game Steelers franchise records in a 51-34 win over Indianapolis in Week 8 of 2014 with 40 pass completions, 522 passing yards and six passing TDs.
- Roethlisberger's 522 passing yards is tied for the fifth-most in an NFL game.

MOST SINGLE-GAME PASSING YARDS IN NFL HISTORY

RANK	PLAYER	YDS
1.	Norm Van Brocklin, L.A. Rams, 9/28/1951	554
2.	Matt Schaub, Atlanta, 11/18/2012	527
	Warren Moon, Houston Oilers, 12/16/1990	527
4.	Joe Burrow, Cincinnati, 12/26/2021	525
5.	Ben Roethlisberger, Pittsburgh, 10/26/2014	522
	Boomer Esiason, Cincinnati, 11/10/1996	522

15 IN FIRST 15

- QB **Ben Roethlisberger** threw three TDs in Week 11 of 2017 vs. Tennessee to increase his season total to 16, which broke a tie with Peyton Manning to set the longest streak of 15 TD campaigns to start an NFL career.
- In Week 9 of 2018, Roethlisberger threw a scoring pass to WR Antonio Brown, giving him 15 TD passes on the season. It marked the 15th consecutive year to open his NFL career with at least 15 TD passes.

MOST CONSECUTIVE SEASONS WITH 15+ TD PASSES TO OPEN NFL CAREER

RANK	PLAYER. YEARS	SEASONS
1.	Ben Roethlisberger, 2004-18	15
2.	Peyton Manning, 1998-2010	13
3.	Jim Kelly, 1986-95	10
4.	Dan Marino, 1983-92	10
5.	Fran Tarkenton, 1961-70	10

NAJEE HARRIS(ING) OPPOSING DEFENSES

- RB **Najee Harris** leads NFL rookie running backs in carries (268), rushing yards (984), rushing TDs (six), total TDs (nine), first downs by rush (54), touches (335), targets (87), receptions (67), receiving yards (422), total first downs gained (73) and yards from scrimmage (1,406).
- Harris leads the NFL in touches (335), and he has yet to fumble. No player in the League has as many touches without a fumble in 2021.

MOST TOUCHES IN A SEASON IN NFL HISTORY WITHOUT A FUMBLE

RANK	PLAYER	TOUCHES
1.	Najee Harris	335
2.	Alvin Kamara	237
3.	Eli Mitchell	182
4.	Darrell Henderson	178
5.	Darrel Williams	164

- Harris’ 335 touches are the most by a rookie running back since Saquon Barkley had 352 in 2018 and 12th-most in League history.

MOST TOUCHES BY ROOKIE RB IN SINGLE-SEASON NFL HISTORY

RANK	PLAYER. YEAR	TOUCHES
1.	Eric Dickerson, 1983	441
2.	Edgerrin James, 1999	431
3.	Curtis Martin, 1995	398
4.	George Rogers, 1981	394
5.	Curt Warner, 1983	377
6.	Ottis Anderson, 1979	372
7.	Marshall Faulk, 1994	366
8.	Billy Sims, 1980	364
9.	Eddie George, 1996	358
	Joe Cribbs, 1980	358
11.	Saquon Barkley, 2018	352
12.	Najee Harris, 2021	335

- Harris ranks among the top five running backs in carries (third), rushing yards (fifth), first downs by rush (t-fifth), touches (first), targets (first), receptions (second), receiving yards (fifth), total first downs gained (third) and yards from scrimmage (third).
- His 984 rushing yards are the second-most by a rookie running back in franchise history.

MOST RUSHING YARDS BY ROOKIE RB IN FRANCHISE HISTORY

RANK	PLAYER	YDS
1.	Franco Harris, 1972	1,055
2.	Najee Harris, 2021	984
3.	Le’Veon Bell, 2013	860
4.	Bam Morris, 1994	836
5.	Tim Worley, 1989	770

- His 1,406 yards from scrimmage are the most by a rookie running in franchise history.

MOST YARDS FROM SCRIMMAGE BY ROOKIE RB IN FRANCHISE HISTORY

RANK	PLAYER	YDS
1.	Najee Harris, 2021	1,406
2.	Le’Veon Bell, 2013	1,259
3.	Franco Harris, 1972	1,235
4.	Bam Morris, 1994	1,040
5.	Tim Worley, 1989	883

- His 67 receptions are the most by a rookie running back in franchise history.

MOST RECEPTIONS BY ROOKIE RB IN FRANCHISE HISTORY

RANK	PLAYER	REC.
1.	Najee Harris, 2021	67
2.	Le’Veon Bell, 2013	45
3.	Rich Erenberg, 1984	38
4.	Jaylen Samuels, 2018	26
5.	Bam Morris, 1994	22

- His 67 receptions are the most by a rookie in franchise history.

MOST RECEPTIONS BY ROOKIE RB IN FRANCHISE HISTORY

RANK	PLAYER	REC.
1.	Najee Harris, 2021	67
2.	Chase Claypool, 2020	62
3.	Troy Edwards, 1999	61
4.	Diontae Johnson, 2019	59
5.	JuJu Smith-Schuster, 2017	58

- His 67 receptions are the seventh-most by a rookie running back in NFL history.

MOST RECEPTIONS BY ROOKIE RB IN NFL HISTORY

RANK	PLAYER	REC.
1.	Saquon Barkley, N.Y. Giants (2018)	91
2.	Reggie Bush, New Orleans Saints (2006)	88
3.	Earl Cooper, San Francisco 49ers (1980)	83
4.	Alvin Kamara, New Orleans Saints (2017)	81
5.	Christian McCaffrey, Carolina Panthers (2017)	80
6.	Terry Kirby, Miami Dolphins (1993)	75
7.	Najee Harris, Pittsburgh Steelers (2021)	67
8.	Mike Alstott, Tampa Bay Buccaneers	65
9.	Nyheim Hines, Indianapolis Colts (2018)	63
	Matt Forte, Chicago Bears (2008)	63

- His 422 receiving yards are the most by a rookie running back in franchise history.

MOST RECEIVING YARDS BY ROOKIE RUNNING IN FRANCHISE HISTORY

RANK	PLAYER	REC. YDS
1.	Najee Harris, 2021	422
2.	Le’Veon Bell, 2013	399
3.	Rich Erenberg, 1984	358
4.	Bam Morris, 1994	204
5.	Jaylen Samuels, 2018	199

- His three receiving TDs are tied for the most by a rookie running back in franchise history.
- His 14 receptions are the most in franchise history by a running back and tied for the third-most in Steelers history by any player.

MOST RECEIVING TDS BY ROOKIE RUNNING IN FRANCHISE HISTORY

RANK	PLAYER	REC. TDS
1.	Najee Harris, 2021	3
2.	Jaylen Samuels, 2018	3
3.	Eight players tied with	1

- Harris has registered two 100-yard rushing games and 100-yard receiving game.
- Harris is the first NFL rookie running back to register multiple 100-yard rushing games, and a 100-yard receiving game, in the same season since Washington's Roy Helu Jr. in 2011.
- Harris is the first running back in franchise history and 11th in NFL history to register multiple 100-yard rushing games, and a 100-yard receiving game, in the same season since 1949.
- Harris is the sixth rookie RB to accomplish the feat over the first nine weeks of the season, joining Tampa Bay's Warrick Dunn (Week 4 of 1997), Indianapolis' Marshall Faulk (Week 8 of 1994), Kansas City's Joe Delaney (Week 6 of 1981), San Diego Chargers' Don Woods (Week 8 of 1974) and San Francisco's Hugh McElhenny (Week 7 of 1952).
- Harris accomplished the feat in nine games, while Dunn did it in four games, Delaney in six, McElhenny in seven, and both Faulk and Woods in eight.

MULTIPLE 100-YARD RUSHING GAMES AND 100-YARD RECEIVING GAME IN ROOKIE SEASON BY RB SINCE 1949

PLAYER	100-YD RUSH	100-YD REC.	YEAR
Najee Harris, PIT	2	1	2021
Roy Helu Jr., WFT	3	1	2011
Leon Washington, NYJ	2	1	2006
Warrick Dunn, TB	5	1	1997
Marshall Faulk, IND	4	1	1994
Emmitt Smith, DAL	3	1	1990
Joe Delaney, KC	5	1	1981
Don Woods, SD	7	1	1974
Gale Sayers, CHI	3	1	1965
Sid Blanks, HOU	2	1	1964
Hugh McElhenny, SF	2	1	1952

- Harris rushed for 105 yards on 26 carries and added four catches for 28 yards vs. Detroit in Week 10.
- Harris rushed 23 times for 122 yards (5.3 yards/rush) and one TD vs. Denver in Week 5. His 122 yards rushing were the most by a Steeler since James Conner vs. Miami in Week 8 of 2019 (145).
- Harris is the fourth rookie in franchise history to register multiple 100-yard rushing games in a season and first since Bam Morris in 1994.

MOST 100-YD RUSHING GAMES BY ROOKIE RB IN FRANCHISE HISTORY

RANK	PLAYER, YEAR	GAMES
1.	Franco Harris, 1972	7
2.	Najee Harris, 2021	2
	Bam Morris, 1994	2
	Tim Worley, 1989	2
5.	Five players tied with	1

- Harris registered the first 100-yard rushing game for a Steeler since James Conner had 101 yards vs. Cleveland in Week 6 of 2020.
- Harris caught 14 passes for 102 yards and rushed for 40 yards on 14 carries vs. Cincinnati in Week 3.

MOST RECEPTIONS BY RB IN SINGLE-GAME FRANCHISE HISTORY

RANK	PLAYER	REC.
1.	Najee Harris vs. Cincinnati, 9/26/2021	14
2.	Jaylen Samuels vs. Indianapolis, 11/3/2019	13
3.	Le'Veon Bell vs. Green Bay, 11/26/2017	12
4.	Franco Harris vs. Cincinnati, 9/19/1982	11
5.	Le'Veon Bell vs. New England, 10/23/2016	10
	Le'Veon Bell vs. Jacksonville, 10/8/2017	10

MOST RECEPTIONS IN SINGLE-GAME FRANCHISE HISTORY

RANK	PLAYER	REC.
1.	Antonio Brown vs. Oakland, 11/8/2015	17
2.	Antonio Brown vs. Denver, 12/20/2015	16
3.	Najee Harris vs. Cincinnati, 9/26/2021	14
	Antonio Brown vs. Dallas, 11/13/2016	14
	Antonio Brown at New Orleans, 12/23/2018	14
	Courtney Hawkins vs. Tennessee, 11/1/1998	14

- His 14 receptions are tied for the seventh-most in League history by a running back.

MOST RECEPTIONS IN SINGLE-GAME NFL HISTORY

RANK	PLAYER	REC.
1.	Clark Gaines vs. San Francisco, 9/21/1980	17
2.	William Andrews vs. Pittsburgh, 11/15/1981	15
	Austin Ekeler vs. Denver, 10/6/2019	15
	Alvin Kamara at Atlanta, 9/23/2018	15
	Christian McCaffrey at Indianapolis, 12/22/2019	15
	Ricky Young vs. New England, 12/16/1979	15
t-7.	Najee Harris vs. Cincinnati, 9/26/2021	14

- Harris' 14 catches are tied with Saquon Barkley (September 16, 2018) and Roy Helu (November 6, 2011) for the most receptions by a rookie running back in single-game NFL history.

MOST RECEPTIONS BY ROOKIE RB IN SINGLE-GAME NFL HISTORY

RANK	PLAYER	REC.
1.	Najee Harris vs. Cincinnati, 9/26/2021	14
	Saquon Barkley at Dallas, 9/16/2018	14
	Roy Helu vs. San Francisco, 9/26/2011	14
4.	LaDainian Tomlinson vs. Arizona, 11/25/2001	13
5.	Four players tied with	12

- Harris registered the sixth 100-yard receiving game by a running back in franchise history. It marked the first 100-yard receiving game by a running back since Le'Veon Bell vs. Cincinnati on Dec. 4, 2017.
- Harris is the fourth running back in franchise history to post a 100-yard receiving game.

MOST RECEIVING YARDS BY RB IN SINGLE-GAME FRANCHISE HISTORY

RANK	PLAYER	YDS
1.	Le'Veon Bell vs. New Orleans, 11/30/2014	159
2.	French Fugua vs. Cleveland, 11/29/1970	116
3.	Le'Veon Bell at Cincinnati, 12/4/2017	106
4.	Isaac Redman at Tennessee, 10/11/2012	105
5.	Najee Harris vs. Cincinnati, 9/26/2021	102

FREIERMUTH, FLYING HIGH

- TE **Pat Freiermuth** leads NFL rookie tight ends in TD receptions (seven), and ranks second in targets (64), receptions (49), receiving yards (422), yards after the catch (199) and first downs gained (28).
- His seven TD receptions nearly exceed the rest of the entire rookie TE class (eight).
- His seven TD receptions are tied for the most by a rookie tight end in franchise history.

MOST TD RECEPTIONS BY ROOKIE TE IN FRANCHISE HISTORY

RANK	PLAYER	TDS
1.	Pat Freiermuth, 2021	7
	Eric Green, 1990	7
3.	Heath Miller, 2005	6
4.	Dennis Hughes, 1970	3
	Matt Spaeth, 2007	3
	Mark Bruener, 1995	3

- His seven TD receptions are tied for the fourth-most by a rookie tight end in NFL history.

MOST TD RECEPTIONS BY ROOKIE TE IN NFL HISTORY

RANK	PLAYER	TDS
1.	Rob Gronkowski, New England (2010)	10
2.	Junior Miller, Atlanta (1980)	9
3.	Hunter Henry, San Diego (2016)	8
4.	Pat Freiermuth, Pittsburgh (2021)	7
	Heath Miller, Pittsburgh (2005)	7
	Joseph Fauria, Detroit (2013)	7
	Raymond Chester, Oakland (1970)	7

- His 49 receptions are the most by a rookie tight end in franchise history.

MOST RECEPTIONS BY ROOKIE TE IN FRANCHISE HISTORY

RANK	PLAYER	REC.
1.	Pat Freiermuth, 2021	49
2.	Heath Miller, 2005	39
3.	Eric Green, 1990	34
4.	Marc Bruener, 1995	26
5.	Dennis Hughes, 1970	24

- His 49 receptions are the 10th-most by a rookie tight end in NFL history.

MOST RECEPTIONS BY ROOKIE TE IN NFL HISTORY

RANK	PLAYER	REC.
1.	Keith Jackson, Philadelphia (1988)	81
2.	Jeremy Shockey, N.Y. Giants (2002)	74
3.	Kyle Pitts, Atlanta (2021)	64
	Evan Engram, N.Y. Giants (2017)	64
5.	Charle Young, Philadelphia (1973)	55
	John Carlson, Seattle (2008)	55
7.	Timothy Wright, Tampa Bay (2013)	54
	Cameron Cleeland, New Orleans (1998)	54
9.	Jermain Gresham, Cincinnati (2010)	52
10.	Pat Freiermuth, Pittsburgh (2021)	49

- His 422 receiving yards are the second-most by a rookie tight end in franchise history.

MOST RECEIVING YARDS BY ROOKIE TE IN FRANCHISE HISTORY

RANK	PLAYER	YDS.
1.	Heith Miller, 2005	459
2.	Pat Freiermuth, 2021	422
3.	Eric Green, 1990	387
4.	Dennis Hughes, 1970	332
5.	John McMakin, 1972	277

- Freiermuth caught a 15-yard TD pass from QB **Ben Roethlisberger** with 4:14 remaining in the fourth quarter that cut the Steelers' deficit to 36-26 in Week 14 at Minnesota.
- Freiermuth has recorded a TD reception in five of the last eight games. He has a TD reception in four consecutive road games.
- Freiermuth caught five passes for 43 yards, including a pair of TD receptions, in the Week 9 victory over Chicago.
- Freiermuth is the eighth tight end in the League with two TD catches in a game since 2011.
- Freiermuth is the first Steelers rookie tight end with two TD catches in a game since Heath Miller vs. Baltimore in Week 8 of 2005.
- Freiermuth is the fifth Steelers rookie TE with two or more TD catches in a game.

MOST TD RECEPTIONS BY ROOKIE TE IN SINGLE-GAME FRANCHISE HISTORY

RANK	PLAYER	TDS
1.	Eric Green at Denver, 10/14/1990	3
2.	Pat Freiermuth vs. Chicago, 11/8/2021	2
	Dennis Hughes vs. Cincinnati, 11/2/1970	2
	Eric Green vs. San Diego Chargers, 10/7/1990	2
	Heath Miller vs. Baltimore, 10/31/2005	2



JOHNSON LEADS WIDE RECEIVER CORP

- WR **Diontae Johnson** leads the Steelers in targets (144), receptions (92), receiving yards (1,079), yards after the catch (490), TD receptions (seven) and first downs by reception (53).
- Johnson ranks among the top-10 wideouts in the NFL in targets (t-fifth), receptions (t-seventh), receiving yards (ninth), receiving first downs (ninth) and yards after the catch (fifth).

CATEGORY	STAT	NFL RANK (LEADER)
Targets	144	t-5th (Cooper Kupp, 177)
Receptions	92	t-7th (Cooper Kupp, 132)
Yards after the catch	490	5th (Cooper Kupp, 745)
Receiving Yards	1,079	9th (Cooper Kupp, 1,734)
Receiving First Downs	53	9th (Cooper Kupp, 80)

- Johnson registered his first career 1,000-yard receiving season in 2021. He recorded the 31st 1,000-yard receiving season in franchise history. Johnson is the 13th player in franchise history to register a 1,000-yard receiving season.
- Johnson caught eight passes for 105 yards and two TDs in the Week 13 victory over Baltimore. He hauled in a 29-yard TD pass with 14:08 remaining in the fourth quarter that cut the Steelers' deficit to 10-9. Johnson then added a five-yard TD pass with 1:48 remaining in the fourth quarter that gave the Steelers a 20-13 lead.
- Johnson was the fourth Steelers' wideout with multiple TD grabs in the fourth quarter of a game in franchise history and first since Antonio Brown in Week 13 of 2014 vs. New Orleans.

MOST FOURTH-QUARTER TD RECEPTIONS IN SINGLE-GAME FRANCHISE HISTORY

RANK	PLAYER	TDs
1.	Diontae Johnson vs. Baltimore, 12/5/2021	2
	Vance McDonald vs. Seattle, 9/15/2019	2
	Antonio Brown vs. New Orleans, 11/30/2014	2
	Mike Wallace vs. New England, 11/14/2010	2

- Johnson has registered 75+ yards receiving in eight games in 2021, which is tied for the fifth-most in the NFL.

MOST 75+ YARD RECEIVING GAMES IN 2021

RANK	PLAYER	GAMES
1.	Cooper Kupp, L.A. Rams	14
2.	Justin Jefferson, Minnesota Vikings	10
	Davante Adams, Green Bay Packers	10
4.	Keenan Allen, L.A. Chargers	9
5.	Diontae Johnson, Pittsburgh Steelers	8
	Tyreek Hill, Kansas City Chiefs	8

- Johnson has recorded five or more catches in 10 straight games, which is the second-longest active streak in the NFL.

LONGEST ACTIVE NFL STREAK WITH 5+ RECEPTIONS

RANK	PLAYER	GAMES
1.	Cooper Kupp, L.A. Rams	15
2.	Diontae Johnson, Pittsburgh Steelers	10
3.	Davante Adams, Green Bay Packers	7
4.	Marquise Brown, Baltimore Ravens	5

- Johnson has recorded five or more catches in 10 straight games, which is the fourth-longest streak in franchise history.

LONGEST STREAK WITH 5+ RECEPTIONS IN FRANCHISE HISTORY

RANK	PLAYER	GAMES
1.	Antonio Brown, 2013-15	36
2.	Antonio Brown, 2018	13
3.	Antonio Brown, 2015-16	11
4.	Diontae Johnson, 2021	10
5.	Hines Ward, 2002	8

STEELERS GROUND THE PASSING GAME

- Minnesota QB Kirk Cousins completed just 45.2% of his passes (14-of-31) in Week 14. The Steelers have limited 16 opponents below a 60.0 completion percentage since 2020, which is tied for the most in the NFL over the span.

MOST GAMES WITH 60.0 OR LESS OPPONENT COMPLETION PERCENTAGE SINCE 2020

RANK	TEAM	GAMES
1.	Pittsburgh Steelers	16
	New Orleans Saints	16
	Buffalo Bills	16
4.	Kansas City Chiefs	12
5.	Arizona Cardinals	11
	Indianapolis Colts	11
	New England Patriots	11
	Green Bay Packers	11

- Pittsburgh has limited 24 opponents below a 60.0 completion percentage since 2019, which leads the NFL over the span.

MOST GAMES WITH 60.0 OR LESS OPPONENT COMPLETION PERCENTAGE SINCE 2019

RANK	TEAM	GAMES
1.	Pittsburgh Steelers	24
2.	New Orleans Saints	23
3.	New England Patriots	21
	Buffalo Bills	21
5.	Green Bay Packers	20

- Tennessee QB Ryan Tannehill threw for just 153 yards in Week 15. Pittsburgh has now limited 23 opponents to 200 passing yards or less since 2019, which is tied for the fourth-most in the NFL over the span.

MOST GAMES OF 200 PASSING YARDS ALLOWED OR LESS SINCE 2019

RANK	TEAM	GAMES
1.	New England Patriots	26
	San Francisco 49ers	26
3.	Buffalo Bills	25
4.	Pittsburgh Steelers	23
	L.A. Chargers	23
	Carolina Panthers	23

- Pittsburgh has allowed 300 or more passing yards in a game just twice since the start of the 2020 season, which is tied for the second-fewest in the NFL over the span. The quarterbacks to throw for 300 yards against the Steelers over their last 29 games, include Justin Herbert (Week 11, at Los Angeles, 2021) and Derek Carr (Week 2, vs. Las Vegas, 2021).

FEWEST 300-YARD+ PASSING YARDS ALLOWED SINCE 2020

RANK	TEAM	GAMES
1.	Green Bay Packers	1
2.	Pittsburgh Steelers	2
3.	Three teams tied with	3

- Pittsburgh has allowed just four 300-yard passers since the start of the 2019 season, which is tied for the fewest in the NFL over the span. The quarterbacks to throw for 300 yards against the Steelers over their last 46 games, include Justin Herbert (2021, Week 11 at L.A. Chargers), Derek Carr (2021, Week 2 vs. Las Vegas), Tom Brady (2019, Week 1 at New England) and Philip Rivers (2019, Week 6 at L.A. Chargers).

FEWEST 300-YARD+ PASSING YARDS ALLOWED SINCE 2020

RANK	TEAM	GAMES
1.	Pittsburgh Steelers	4
	Green Bay Packers	4
3.	New England Patriots	5
	L.A. Rams	5
	New Orleans Saints	5
	Chicago Bears	5

- Pittsburgh limited the Lions to 77 net yards passing in Week 10, which is the fewest net passing yards by a Steelers' opponent in 2021 and fewest since Week 17 of 2018 when Cincinnati managed just 71 net yards passing.

300: RISE OF AN EMPIRE

- Detroit managed just 306 yards of total offense in Week 10. The Steelers have now held 21 opponents to 306 total yards or less since the start of the 2019 season, which is the third-most in the NFL over the span.

MOST GAMES OF 306 YARDS ALLOWED OR LESS SINCE 2019

RANK	TEAM	GAMES
1.	San Francisco 49ers	25
	Buffalo Bills	25
3.	Pittsburgh Steelers	21
4.	Baltimore Ravens	20
	L.A. Rams	20
	Chicago Bears	20
	New England Patriots	20

STEELERS TAKEAWAYS

- Pittsburgh has registered 82 takeaways since the start of the 2019 season, which is the second-most in the NFL over the span.

NFL MOST TAKEAWAYS SINCE 2019

RANK	TEAM	TAKEAWAYS
1.	New England Patriots	85
2.	Pittsburgh Steelers	82
3.	Indianapolis Colts	79
	Tampa Bay Buccaneers	79
5.	Buffalo Bills	78

- The Steelers have forced a turnover in 38 games since the start of the 2019 season, which is tied for the sixth-most in the NFL over the span.

NFL MOST GAMES WITH AT LEAST ONE TAKEAWAY SINCE 2019

RANK	TEAM	GAMES
1.	Tampa Bay Buccaneers	41
2.	Minnesota Vikings	40
3.	Indianapolis Colts	39
	New England Patriots	39
5.	Pittsburgh Steelers	38
	Miami Dolphins	38
	Buffalo Bills	38
	Kansas City Chiefs	38

- The Steelers have forced multiple turnovers in 27 games since the start of the 2019 season, which leads the NFL over the span.

NFL MOST GAMES WITH MULTIPLE TAKEAWAYS SINCE 2019

RANK	TEAM	GAMES
1.	Pittsburgh Steelers	27
2.	Indianapolis Colts	26
3.	Tampa Bay Buccaneers	23
	Dallas Cowboys	23
5.	New England Patriots	22

- Pittsburgh has forced three or more turnovers in 10 different games since the start of the 2019 season, which is tied for the fourth-most in the NFL over the span.

MOST GAMES WITH THREE TAKEAWAYS SINCE 2019

RANK	TEAM	GAMES
1.	New England Patriots	13
2.	New Orleans Saints	12
3.	Dallas Cowboys	11
4.	Pittsburgh Steelers	10
	Indianapolis Colts	10
	Arizona Cardinals	10
	Green Bay Packers	10
	Tennessee Titans	10

- Pittsburgh has forced four or more turnovers in six different games since the start of the 2019 season, which is the fourth-most in the NFL over the span.

MOST GAMES WITH FOUR TAKEAWAYS SINCE 2019

RANK	TEAM	GAMES
1.	New England Patriots	8
2.	Buffalo Bills	7
	Dallas Cowboys	7
4.	Pittsburgh Steelers	6
5.	San Francisco 49ers	5
	Tampa Bay Buccaneers	5

- Pittsburgh has recorded 47 interceptions since the start of the 2019 season, which is tied for the third-most in the NFL over the span.

NFL MOST INTERCEPTIONS SINCE 2019

RANK	TEAM	INT
1.	New England Patriots	63
2.	Buffalo Bills	48
3.	Pittsburgh Steelers	47
	Indianapolis Colts	47
	New Orleans Saints	47
	Kansas City Chiefs	47

- Pittsburgh has recovered 32 opponent fumbles since the start of the 2019 season, which the second-most in the NFL over the span.

NFL MOST FUMBLE RECOVERIES SINCE 2019

RANK	TEAM	FR
1.	Tampa Bay Buccaneers	35
2.	Pittsburgh Steelers	32
3.	Indianapolis Colts	30
4.	Baltimore Ravens	29
	Dallas Cowboys	29

- Pittsburgh has registered 46 forced fumbles since the start of the 2019 season, which is the fourth-most in the NFL over the span.

NFL MOST FORCED FUMBLES SINCE 2019

RANK	TEAM	FF
1.	San Francisco 49ers	52
2.	Arizona Cardinals	48
	Tampa Bay Buccaneers	48
4.	Pittsburgh Steelers	46
5.	Baltimore Ravens	44

BLITZBURGH

- Pittsburgh's NFL record streak of 75 consecutive regular-season games with a sack came to an end in Week 3 vs. Cincinnati.
- The Steelers' streak started on Nov. 6, 2016 at Baltimore.
- Pittsburgh's previous game that did not include a defensive sack came on Oct. 23, 2016 vs. New England.

STEELERS LONGEST STREAK OF CONSECUTIVE GAMES WITH AT LEAST 1 SACK

RANK	DATES	STRK
1.	Nov. 6, 2016 - Sept. 19, 2021	75
2.	Nov. 3, 2008 - Nov. 8, 2010	33
3.	Jan. 2, 2005 - Nov. 19, 2006	27
4.	Dec. 21, 1997 - Nov. 14, 1999	26
	Sept. 13, 1992 - Nov. 28, 1993	26

- The previous NFL record for consecutive games with at least 1.0 sack was 69 games by Tampa Bay (Oct. 10, 1999 to Nov. 9, 2003). Head coach **Mike Tomlin** was on the Buccaneers staff during the final three seasons of the streak.

LONGEST STREAK OF CONSECUTIVE GAMES WITH AT LEAST 1 SACK IN NFL HISTORY

RANK	TEAM (YEARS)	GAMES
1.	Pittsburgh Steelers (2016-2021)	75
2.	Tampa Bay Buccaneers (1999-2003)	69
3.	New Orleans Saints (1994-98)	60
	Washington Football Team (1984-87)	60
5.	Arizona Cardinals (2015-19)	59

- The Steelers have registered a sack in 86 of their last 88 games, dating back to Nov. 6, 2016 at Baltimore.
- Pittsburgh has recorded a sack in 218 of **Mike Tomlin's** 239 career games as head coach.
- Pittsburgh has registered at least 3.0 sacks in 19 games since the start of the 2020 season, which is tied for the most in the NFL over the span.

MOST GAMES WITH 3.0 SACKS SINCE 2020

RANK	TEAM	GAMES
1.	Pittsburgh Steelers	19
	L.A. Rams	19
3.	Arizona Cardinals	18
	Tampa Bay Buccaneers	18
5.	New Orleans Saints	16
	Washington Football Team	16

- The Steelers have registered at least 3.0 sacks in 29 games since the start of the 2019 season, which is the most in the NFL over the span.

MOST GAMES WITH 3.0 SACKS SINCE 2019

RANK	TEAM	GAMES
1.	Pittsburgh Steelers	29
	L.A. Rams	29
3.	Tampa Bay Buccaneers	26
4.	Arizona Cardinals	24
	New Orleans Saints	24
	Washington Football Team	24

- Pittsburgh has recorded at least 4.0 sacks in 13 games since the start of the 2020 season, which is the most in the NFL over the span.

MOST GAMES WITH 4.0 SACKS SINCE 2020

RANK	TEAM	GAMES
1.	Pittsburgh Steelers	13
2.	L.A. Rams	11
3.	Washington Football Team	10
	Tampa Bay Buccaneers	10
5.	Chicago Bears	9

- Pittsburgh has recorded at least 4.0 sacks in 22 games since the start of the 2019, which is the most in the NFL over the span.

MOST GAMES WITH 4.0 SACKS SINCE 2019

RANK	TEAM	GAMES
1.	Pittsburgh Steelers	22
2.	L.A. Rams	16
3.	Washington Football Team	15
	Tampa Bay Buccaneers	15
5.	Chicago Bears	13

- Pittsburgh has registered at least 5.0 sacks in six games since the start of the 2020 season, which is tied for second in the NFL over the span.

MOST GAMES WITH 5.0 SACKS SINCE 2020

RANK	TEAM	GAMES
1.	Tampa Bay Buccaneers	7
2.	Pittsburgh Steelers	6
	L.A. Rams	6
	Miami Dolphins	6
5.	Arizona Cardinals	5
	Baltimore Ravens	5

- The Steelers have also registered 5.0 or more sacks in 11 games since the start of the 2019 season, which is tied for the second-most in the NFL over the span.

MOST GAMES WITH 5.0 SACKS SINCE 2019

RANK	TEAM	GAMES
1.	Tampa Bay Buccaneers	12
2.	Pittsburgh Steelers	11
	L.A. Rams	11
4.	Six teams tied with	7

STACKING UP SACKS

- Pittsburgh has led the NFL in sacks in four straight seasons (2017-20). The Steelers are the first team in NFL history to accomplish the feat.
- The Steelers have registered the fourth-most sacks in 2021 (43.0).
- The Steelers either lead the NFL or tied for the League lead in sacks dating back to the start of every season since 2012.

MOST SACKS DATING BACK TO THE START OF EVERY SEASON SINCE 1989

YEAR	SACKS	NFL RANK (SECOND)
2020-	99	1st (L.A. Rams, 95)
2019-	153	1st (L.A. Rams, 145)
2018-	205	1st (L.A. Rams, 186)
2017-	261	1st (L.A. Rams, 234)
2016-	299	1st (L.A. Rams, 265)
2015-	347	1st (L.A. Rams, 306)
2014-	380	1st (L.A. Rams, 346)
2013-	414	1st (L.A. Rams, 399)
2012-	451	t-1st (L.A. Rams, 451)

- Pittsburgh has recorded 50+ sacks in each of the last four seasons (2017-20).
- The Steelers are the first team in the NFL to record 50 or more sacks in four consecutive seasons since the N.Y. Giants (1985-88).
- Pittsburgh is the eighth team to accomplish the feat since sacks became an official statistic in 1982.
- The four-year streak with 50 or more sacks ranks tied for fourth in NFL history.

NFL MOST CONSECUTIVE 50-SACK SEASONS SINCE 1982

RANK	TEAM	SEASONS
1.	Washington Redskins (1983-87)	5
	Chicago Bears (1983-87)	5
	Dallas Cowboys (1983-87)	5
4.	Pittsburgh Steelers (2017-20)	4
	N.Y. Giants (1985-88)	4
	Philadelphia Eagles (1984-87)	4
	San Francisco 49ers (1983-86)	4
	L.A. Raiders (1983-86)	4

- The Steelers have eclipsed the 50-sack plateau 10 times since sacks became an official statistic in 1982. No NFL team has registered more 50-sack seasons over that span.

NFL MOST 50-SACK SEASONS SINCE 1982

RANK	TEAM	SEASONS
1.	Pittsburgh Steelers	10
	Philadelphia Eagles	10
3.	New Orleans Saints	9
	St. Louis/L.A. Rams	9
5.	N.Y. Giants	7

STEELERS DOMINATE THE LINE OF SCRIMMAGE

- Pittsburgh led the NFL with 103 tackles for loss in 2020, which was the most ever by the franchise and ranks tied for third in the League since 2008.
- The Steelers lead the NFL in tackles for loss dating back to the start of every season since 2017.

MOST TFL DATING BACK TO THE START OF EVERY SEASON SINCE 2017

YEAR	TFL	NFL RANK (SECOND)
2020-	182	1st (Arizona, 161)
2019-	274	1st (Arizona, 255)
2018-	354	t-1st (Arizona, 354)
2017-	454	1st (Arizona, 445)

- Pittsburgh registered nine tackles for loss vs. Baltimore in Week 13, which is tied for the fifth-most by the Steelers in series history.
- The Steelers have recorded at least nine tackles for loss in five different games since the start of the 2020 season, which is tied for the NFL-lead over the span.

#### MOST GAMES WITH 9+ TFL SINCE 2020

RANK	TEAM	GAMES
1.	Pittsburgh Steelers	5
	San Francisco 49ers	5
3.	Tampa Bay Buccaneers	4
4.	New Orleans Saints	3
5.	Six teams tied with	2

- The Steelers have recorded at least nine tackles for loss in nine different games since the start of the 2019 season, which leads the NFL over the span.

#### MOST GAMES WITH 9+ TFL SINCE 2019

RANK	TEAM	GAMES
1.	Pittsburgh Steelers	9
2.	San Francisco 49ers	8
3.	Tampa Bay Buccaneers	7
4.	New Orleans Saints	5
	Philadelphia Eagles	5
	N.Y. Jets	5

- The Steelers have recorded at least six tackles for loss in 18 different games since the start of the 2020 season, which leads the NFL over the span.

#### MOST GAMES WITH 6+ TFL SINCE 2020

RANK	TEAM	GAMES
1.	Pittsburgh Steelers	18
2.	New Orleans Saints	15
3.	Tampa Bay Buccaneers	14
4.	Seattle Seahawks	13
5.	Arizona Cardinals	12
	San Francisco 49ers	12

- Pittsburgh has recorded six or more tackles for loss in 26 different games since the start of the 2019 season, which leads the NFL over the span.

#### MOST GAMES WITH 6+ TFL SINCE 2019

RANK	TEAM	GAMES
1.	Pittsburgh Steelers	26
2.	Tampa Bay Buccaneers	23
3.	Arizona Cardinals	21
4.	New Orleans Saints	20
5.	N.Y. Jets	19
	Buffalo Bills	19
	San Francisco 49ers	19

#### TAKE DOWN FOR WATT

- LB **T.J. Watt** is off to a record-setting pace for sacks to open his NFL career. He has averaged 0.89 sacks/game since entering the League back in 2017, which is the best in NFL history (min. 70 games started).

#### SACKS PER GAME LEADERS IN NFL HISTORY (MIN. 70 GAMES STARTED)

RANK	PLAYER	SACKS/GM
1.	T.J. Watt	0.89
2.	Reggie White	0.85
3.	Chandler Jones	0.78
	DeMarcus Ware	0.78
	Aaron Donald	0.78
6.	J.J. Watt	0.76
7.	Von Miller	0.75
	Derrick Thomas	0.75
9.	Joey Bosa	0.74
10.	Jared Allen	0.73

- Watt has sacked Baltimore QB Lamar Jackson 5.5 times in his career, more than he's sacked any other quarterback. Watt has brought down 32 different passers in his career, including 19 more than once.
- Below is a look at his career regular-season sacks by quarterback:

SACKS	PLAYER	MOST RECENT
5.5	Lamar Jackson	vs. Baltimore, Dec. 5, 2021
4.5	Baker Mayfield	at Cleveland, Oct. 31, 2021
3.5	Jeff Driskel	vs. Denver, Sept. 20, 2020
3.0	Jared Goff	vs. Detroit, Nov. 14, 2021
3.0	Justin Fields	vs. Chicago, Nov. 8, 2021
3.0	Philip Rivers	vs. Indianapolis, Dec. 27, 2020
3.0	Blake Bortles	at Jacksonville, Nov. 18, 2018
3.0	Matt Ryan	vs. Atlanta, Oct. 7, 2018
3.0	Tyrod Taylor	at Cleveland, Sept. 9, 2018
3.0	DeShone Kizer	vs. Cleveland, Dec. 31, 2017
2.5	Ryan Tannehill	vs. Tennessee, Dec. 19, 2021
2.5	Robert Griffin III	vs. Baltimore, Dec. 2, 2020
2.5	Andy Dalton	vs. Cincinnati, Sept. 30, 2019
2.0	Geno Smith	vs. Seattle, Oct. 17, 2021
2.0	Aaron Rodgers	at Green Bay, Oct. 3, 2021
2.0	Ryan Finley	at Cincinnati, Dec. 21, 2020
2.0	Joe Burrow	vs. Cincinnati, Nov. 15, 2020
2.0	Ryan Fitzpatrick	vs. Miami, Oct. 28, 2019
1.5	Brian Hoyer	vs. Indianapolis, Nov. 3, 2019
1.0	Derek Carr	vs. Las Vegas, Sept. 19, 2021
1.0	Alex Smith	vs. Washington, Dec. 7, 2020
1.0	Carson Wentz	vs. Philadelphia, Oct. 11, 2020
1.0	Deshaun Watson	vs. Houston, Sept. 27, 2020
1.0	Sam Darnold	at N.Y. Jets, Dec. 22, 2019
1.0	Russell Wilson	vs. Seattle, Sept. 15, 2019
1.0	Drew Brees	at New Orleans, Dec. 23, 2018
1.0	Tom Brady	vs. New England, Dec. 16, 2018
1.0	Cam Newton	at Carolina, Nov. 8, 2018
1.0	Joe Flacco	vs. Baltimore, Dec. 10, 2017
1.0	Brett Hundley	vs. Green Bay, Nov. 26, 2017
0.5	Garrett Gilbert	at Dallas, Nov. 8, 2020
0.5	Josh Allen	vs. Buffalo, Dec. 15, 2019

## WATT TO LOOK FOR

142	Watt has registered 142 QB hits since entering the NFL in 2017, which is the second-most in the League over the span. His 142 QB hits are the second-most over a player's first 75 career regular-season games in NFL history.
77	Watt has registered 77 tackles for loss since entering the NFL in 2017, which is the second-most in the League over the span. His 77 TFL are tied for the fifth-most over a player's first 75 career regular-season games in NFL history.
70	Watt, appearing in his 70th career game, registered one sack in Week 10 against Detroit. His 62 career sacks surpassed Pro Football Hall of Famer Derrick Thomas (61 sacks) and his brother J.J. Watt (61) for the second-most sacks by a player in his first 70 career games since 1982, when the individual sack became an official statistic. Only Pro Football Hall of Famer Reggie White (79 sacks) had more.
67.0	Since entering the NFL in 2017, Watt has recorded 67.0 sacks, which are the second-most in the League over the span. His 67.0 sacks are the third-most over a player's first 75 career regular-season games in NFL history.
60.0	Watt eclipsed the 60.0 sack plateau in his 69th career game, which is the fourth-fewest games to that total since 1982.
50.0	Watt eclipsed the 50.0 sack plateau in his 63rd career game, which is tied with Bruce Smith for 11th-fastest to 50 or more sacks in the NFL since 1982.
47.0	Watt's 47.0 sacks lead the NFL since the start of the 2019 season.
46.0	Watt has recorded 46.0 sacks in 39 career games at Heinz Field. He has collected at least half a sack in 26 of the last 29 home games. No player (Derrick Thomas had 45.5) has registered more sacks over the first 39 career home games in NFL history.
40	Watt's 40 tackles for loss lead the NFL since 2020.
32	Watt has sacked 32 different quarterbacks in his career, including 19 more than once. He has sacked Baltimore QB Lamar Jackson 5.5 times in his career, more than he's sacked any other quarterback.
32.5	Watt's 32.5 sacks lead the NFL since 2020.
24	Watt's 24 combined interceptions (three), forced fumbles (14) and fumble recoveries (seven) are tied for the most in the NFL since the start of the 2019 season.
21	Watt has registered 21 forced fumbles since entering the NFL in 2017, which is the most in the League over the span. His 21 career forced fumbles are the most by a Steelers player since at least 1994. Watt's 21 career forced fumbles are tied for the fourth-most over a player's first 74 career regular-season games (tied for third among linebackers).
19	Watt has registered 19 multi-sack games in his career, including 3.0 or more in four different games.
17.5	Watt leads the NFL with 17.5 sacks this season despite playing in just 13 games. He has already surpassed James Harrison's previous franchise single-season record (16.0). Harrison was named 2008 NFL Defensive Player of the Year.
15.0	Watt has now registered 15 or more sacks in back-to-back seasons. He's the 11th player since 1982, when the individual sack became an official statistic, to accomplish the feat and first since his brother, J.J. Watt, in 2014-15.
14	Watt's 14 forced fumbles are the most in the NFL since the start of the 2019 season.
14	Watt is the first player in franchise history with 14.0 or more sacks in multiple seasons. He is the 14th player in NFL history with at least 14.5 sacks in back-to-back seasons, and just the sixth since 1993.

## WATT TO LOOK FOR

13.0	Watt, who has registered at least 13.0 sacks in four of his five seasons in the NFL, is already tied for the fourth-most 13.0 or more sack seasons in League history.
10.5	Watt has recorded 10.5 sacks in eight career games against Cleveland. His 10.5 sacks are the second-most in franchise history against Cleveland (only Lawrence Timmons, 11.5, has more against the Browns).
10.5	Watt's 10.5 sacks are the fifth-most in NFL history by an opposing player against Cleveland.
7	Watt's seven fumble recoveries are the second-most in the NFL since the start of the 2019 season.
4TH	Watt's 67.0 sacks are the fourth-most in franchise history, behind L.C. Greenwood (73.5), Jason Gildon (77.0) and James Harrison (80.5).
3RD	Watt (67.0) is the third player since 1982 to record at least 67 sacks over his first five seasons, joining Reggie White (81) and J.J. Watt (74.5).
4	Watt has joined Pro Football Hall of Famer Reggie White (four) as the only players to record at least 13 sacks in four of their first five seasons since 1982, when the individual sack became an official NFL statistic. He recorded 13 sacks in 2018, 14.5 sacks in 2019, 15.0 sacks in 2020 and 16.0 sacks in 2021.
3RD	Watt is the third player in NFL history with at least 14.5 sacks in three consecutive seasons, joining Jared Allen (2007-09) and Reggie White (1986-88).
3.0	With 3.0 sacks, Watt (67.0) reached the 70.0 sack plateau in his 76th career game, which is the third-fewest games to that total since 1982 (Reggie White reached 70.0 sacks in 57 games and J.J. Watt in 75 games).
2.5	With 2.5 sacks, Watt (17.5) will become the 12th player (13th season) to reach 20 sacks in a single season since 1982, when the individual sack became an official NFL statistic.
2ND	Watt is the second player since 1982, when the individual sack became an official statistic, to record at least 13 in four consecutive seasons, joining Reggie White, who did it twice (1985-88 and 1990-93).
2ND	Watt was the second player in the NFL to register at least three tackles for loss, three passes defended, 2.0 sacks and one forced fumble in the same game since 2005 (Week 6 vs. Seattle).
1.35	Watt's average of 1.35 sacks per game (min. 13 games) is the fifth-highest in a single season in NFL history.
1.35	Watt leads the NFL in 2021 with 1.35 sacks per game (min. 13 games).
1ST	Watt has collected 67.0 sacks over his first five seasons in the NFL, which is the most by a Steelers player in their first five seasons in the League.
1	Since entering the NFL in 2017, Watt leads the League in sacks (67.0), QB hits (142) and forced fumbles (21). He has also registered 77 tackles for loss, which is the second-most over the last five seasons.
1	Watt registered seven tackles, three tackles for loss, three passes defended, 2.0 sacks, two QB hits and one forced fumble vs. Seattle in Week 6. He was the first NFL player to have 2.0 or more sacks and a forced fumble in OT since sacks were first tracked for defenders beginning in 1982.
1	Watt is the only active player in the NFL with at least 13.0 sacks in each of the last four seasons.
0.89	Watt is off to a record-setting pace for sacks to open his NFL career. He has averaged 0.91 sacks/game since entering the League back in 2017, which is the best in NFL history (min. 70 games started).



- Watt has recorded 10.5 sacks in eight career games against Cleveland.
- His 10.5 sacks are the second-most in franchise history against Cleveland (only Lawrence Timmons, 11.5, has more against the Browns).
- His 10.5 sacks against Cleveland have come in four career games, while Timmons registered 11.5 in 20 career games.

MOST SACKS VS. CLEVELAND IN FRANCHISE HISTORY

RANK	PLAYER	GP	SACKS
1.	Lawrence Simmons	20	11.5
2.	T.J. Watt	8	10.5
3.	Cameron Heyward	17	8.5
	Jason Gildon	14	8.5
5.	Aaron Smith	19	8.0

- His 10.5 sacks are the fifth-most in NFL history against Cleveland.

MOST SACKS VS. CLEVELAND IN NFL HISTORY

RANK	PLAYER	GP	SACKS
1.	Terrell Suggs	29	19.0
2.	Carlos Dunlap	19	12.5
3.	Elvis Dumervell	10	11.5
	Lawrence Simmons	20	11.5
5.	T.J. Watt	8	10.5

- Watt's 67.0 career sacks are the third-most over a player's first 75 career regular-season games in NFL history.

MOST SACKS IN NFL HISTORY OVER FIRST 75 REGULAR-SEASON GAMES

RANK	PLAYER	SACKS
1.	Reggie White	83.0
2.	J.J. Watt	70.5
3.	T.J. Watt	67.0
4.	Derrick Thomas	65.0
	Von Miller	65.0

- Watt's 67.0 career sacks are the most by a linebacker over his first 75 career regular-season games in NFL history.

MOST SACKS BY LINEBACKER IN NFL HISTORY OVER FIRST 75 REGULAR-SEASON GAMES

RANK	PLAYER	SACKS
1.	T.J. Watt	67.0
2.	Derrick Thomas	65.0
	Von Miller	65.0
4.	Andre Tippett	64.0
5.	DeMarcus Ware	61.5

- Watt has recorded at least 1.5 sacks in 19 career games.
- Watt has registered at least 2.0 sacks in 15 career games.
- Watt has registered at least 3.0 sacks in four career games.
- Watt eclipsed the 60.0 sack plateau in his 69th career game, which is the fourth-fewest games to that total in NFL history.

FEWEST GAMES TO 60 SACKS IN NFL CAREER - SINCE 1982

RANK	PLAYER	GP	DATE
1.	Reggie White	50	10/30/1988 PHI vs ATL
2.	J.J. Watt	66	9/20/2015 HOU at CAR
3.	Derrick Thomas	67	10/3/1993 KC vs OAK
4.	T.J. Watt	69	11/8/2021 PIT vs CHI
5.	Von Miller	72	1/3/2016 DEN vs SD
6.	DeMarcus Ware	73	11/15/2009 DAL at GB
	Justin Houston	73	12/4/2016 KC at ATL
8.	Andre Tippett	74	11/15/1987 NE vs DAL
9.	Richard Dent	75	12/27/1987 CHI vs LAR
	Bruce Smith	75	9/24/1990 BUF at NYJ

- Watt eclipsed the 50.0 sack plateau in his 63rd career game, which ranks tied with Bruce Smith for 11th-fastest to 50 or more sacks in the NFL since 1982.

FEWEST GAMES TO 50 SACKS IN NFL CAREER - SINCE 1982

RANK	PLAYER	GP	DATE
1.	Reggie White	40	12/20/1987 Phi at NYJ
2.	Derrick Thomas	54	10/18/1992 KC at Dal
3.	Myles Garrett	57	10/17/2021 Ari at Cle
4.	Von Miller	58	9/17/2015 Den at KC
5.	Justin Houston	61	9/17/2015 KC vs Den
	J.J. Watt	61	12/7/2014 Hou at Jax
	Dwight Freeney	61	12/18/2005 Ind vs SD
8.	Aldon Smith	62	9/27/2020 Dal at Sea
	DeMarcus Ware	62	12/14/2008 Dal vs NYG
	Tim Harris	62	9/16/1990 GB vs Chi
11.	T.J. Watt	63	9/12/2021 Pit at BUF
	Bruce Smith	63	10/22/1989 Buf vs NYJ

- Watt's 17.5 sacks lead the NFL in 2021, despite missing two full games and portions of four others.

NFL SACK LEADERS IN 2021

RANK	PLAYER	SACKS
1.	T.J. Watt	17.5
2.	Robert Quinn	17.0
3.	Myles Garrett	15.0
	Nick Bosa	15.0
5.	Trey Hendrickson	14.0

- Watt leads the NFL in 2021 with 1.35 sacks per game (min. 13 games).

SACKS/GAME LEADERS IN 2021 (MIN. 13 GAMES)

RANK	PLAYER	SACKS/GM
1.	T.J. Watt	1.35
2.	Robert Quinn	1.21
3.	Myles Garrett	1.00
	Nick Bosa	1.00
5.	Trey Hendrickson	0.93

- Watt's average of 1.35 sacks per game (min. 13 games) is the fifth-highest in a single season in NFL history.

SACKS/GAME LEADERS IN SINGLE-SEASON NFL HISTORY (MIN. 13 GAMES)

RANK	PLAYER. YEAR	SACKS/GM
1.	Michael Strahan, 2001	1.41
2.	Justin Houston, 2014	1.38
	Mark Gastineau, 1984	1.38
	Jared Allen, 2011	1.38
5.	T.J. Watt, 2021	1.35

- Watt's 32.5 sacks lead the NFL since the start of the 2020 season.

NFL SACK LEADERS SINCE 2020

RANK	PLAYER	SACKS
1.	T.J. Watt	32.5
2.	Trey Hendrickson	27.5
3.	Myles Garrett	27.0
4.	Aaron Donald	25.5
5.	Haason Reddick	23.5

- Watt's 47.0 sacks lead the NFL since the start of the 2019 season.

NFL SACK LEADERS SINCE 2019

RANK	PLAYER	SACKS
1.	T.J. Watt	47.0
2.	Aaron Donald	36.0
3.	Shaquill Barrett	37.5
4.	Myles Garrett	37.0
5.	Trey Hendrickson	32.0

- Watt's 60.0 sacks lead the NFL since the start of the 2018 season.

NFL SACK LEADERS SINCE 2018

RANK	PLAYER	SACKS
1.	T.J. Watt	60.0
2.	Aaron Donald	58.5
3.	Myles Garrett	50.5
4.	Cameron Jordan	43.0
5.	Chandler Jones	42.5

- Watt's 67.0 are the second-most in the NFL since the start of the 2017 season.

NFL SACK LEADERS SINCE 2017

RANK	PLAYER	SACKS
1.	Aaron Donald	69.5
2.	T.J. Watt	67.0
3.	Chandler Jones	59.5
4.	Myles Garrett	57.5
5.	Cameron Jordan	56.0

NFL LINEBACKER SACK LEADERS SINCE 2017

RANK	PLAYER	SACKS
1.	T.J. Watt	67.0
2.	Chandler Jones	59.5
3.	Khalil Mack	46.5
4.	Robert Quinn	45.5
5.	Shaquil Barrett	44.5

- Watt is the second player since 1982, when the individual sack became an official statistic, to record at least 13.0 in four straight seasons, joining Reggie White, who did it twice (1985-88 and 1990-93).
- Watt (67.0) is the fourth player since 1982 to record at least 65 sacks over his first five seasons, joining Reggie White (81), J.J. Watt (74.5) and Derrick Thomas (66).
- Watt is the first player in franchise history with 14.0 or more sacks in three or more seasons.
- Watt is the third player in NFL history with at least 14.5 sacks in three consecutive seasons, joining Jared Allen (2007-09) and Reggie White (1986-88).
- Watt's 17.5 sacks in 2021, which are a single-season high for him, not only lead the NFL but the most in single-season franchise history (James Harrison, 16.0, 2008). His previous single-season high in sacks was 15.0 in 2020.
- Watt's 15.0 sacks in 2020 rank tied for third in single-season franchise history. His 14.5 sacks in 2019 rank fifth and his 13.0 sacks in 2018 rank tied for 10th in a season by a Steelers' defender since the statistic became official in 1982.
- Watt is the only player in franchise history with 13.0 sacks or more in multiple seasons.

STEELERS SINGLE-SEASON SACK LEADERS

RANK	PLAYER. YEAR	SACKS
1.	T.J. Watt, 2021	17.5
2.	James Harrison, 2008	16.0
3.	T.J. Watt, 2020	15.0
	Mike Merriweather, 1984	15.0
5.	T.J. Watt, 2019	14.5
6.	Kevin Greene, 1994	14.0
	Keith Willis, 1983	14.0
8.	LaMarr Woodley, 2009	13.5
	Jason Gildon, 2000	13.5
10.	T.J. Watt, 2018	13.0
	Chad Brown, 1996	13.0
NFL Defensive Player of the Year		

- Watt, who has registered at least 13.0 sacks in four of his five seasons in the NFL, is already tied for the fourth-most 13.0 or more sack seasons in League history.

MOST SEASONS WITH 13.0+ SACKS IN NFL HISTORY

RANK	PLAYER	SEASONS
1.	Reggie White	9
2.	Bruce Smith	7
3.	Kevin Greene	6
4.	T.J. Watt	4
	Nine other players tied with	4

- Watt's 67.0 sacks are the fourth-most in franchise history.

STEELERS CAREER SACK LEADERS

RANK	PLAYER. YEARS	SACKS
1.	James Harrison, 2002, 2004-12, 2014-17	80.5
2.	Jason Gildon, 1994-2003	77.0
3.	L.C. Greenwood, 1969-81	73.5
4.	T.J. Watt, 2017-21	67.0
5.	Cameron Heyward, 2011-21	66.0
	Joe Greene, 1969-81	66.0
7.	Joey Porter, 1999-2006	60.0
8.	Keith Willis, 1982-91	59.0
9.	LaMarr Woodley, 2007-13	57.0
10.	Greg Lloyd, 1998-97	53.5

- Watt has collected 67.0 sacks over his first five seasons in the NFL, which is the most by a Steelers player in their first five seasons in the League.

MOST SACKS BY STEELER IN FIRST FIVE NFL SEASONS

RANK	PLAYER. YEARS	SACKS
1.	T.J. Watt, 2017-21	67.0
2.	LaMarr Woodley, 2007-11	48.0
3.	Joey Porter, 1999-2003	35.5
4.	Bud Dupree, 2015-19	31.5
5.	Chad Brown, 1993-97	30.0

- Watt's 67.0 sacks are the third-most by a player in their first five seasons in the League.

MOST SACKS IN FIRST FIVE SEASONS IN NFL HISTORY

RANK	PLAYER. YEARS	SACKS
1.	Reggie White, 1985-1989	81.0
2.	J.J. Watt, 2011-15	74.5
3.	T.J. Watt, 2017-21	67.0
4.	Derrick Thomas, 1989-93	66.0
5.	DeMarcus Ware, 2005-09	64.5

- Watt (four seasons) has joined Pro Football Hall of Famers Reggie White (four) as the only players to record at least 13 sacks in four of their first five seasons since 1982, when the individual sack became an official NFL statistic. Watt recorded 13 sacks in 2018, 14.5 sacks in 2019, 15.0 sacks in 2020 and 16.0 sacks in 2021.

NFL PLAYERS WITH FOUR OR MORE 13.0+ SACK SEASONS IN FIRST FIVE YEARS

PLAYER	YEARS
Reggie White	4 (1985-88)
T.J. Watt	4 (2018-21)
NFL Hall of Famer	

- Watt is the only active player in the NFL with at least 13.0 sacks in each of the last four seasons.

NFL PLAYERS WITH FOUR STRAIGHT 13.0+ SACK SEASONS

PLAYER	YEARS
Reggie White	4 (1990-93)
Reggie White	4 (1985-88)
T.J. Watt	4 (2018-21)
NFL Hall of Famer	

- Watt leads the NFL in QB hits (31) and fumble recoveries (three), and ranks tied for third in tackles for loss (17) and tied for fourth in forced fumbles (four).
- Watt registered six tackles, six QB hits (tied career high), 3.5 sacks (career high), three tackles for loss and one forced fumble in Week 13's victory over Baltimore.
- Watt recorded five tackles, two for loss, two quarterback hits and 1.0 sack in Week 10 vs. Detroit.
- Watt registered seven tackles, three for loss, three QB hits, 3.0 sacks and one pass defended in Week 9 vs. Chicago.
- Watt registered six tackles, three quarterback hits, 1.5 sacks, one tackle for loss and one fumble recovery at Cleveland in Week 8.
- Watt registered seven tackles, three tackles for loss, three passes defended, 2.0 sacks, two QB hits and one forced fumble in the Week 6 overtime victory over Seattle.
- Watt is the first NFL player to have 2.0 or more sacks and a forced fumble in OT since sacks were first tracked for defenders beginning in 1982.
- Watt is the second player in the NFL to register at least three tackles for loss, three passes defended, 2.0 sacks and one forced fumble in the same game since 2005.

PLAYERS WITH 3 TFL, 3 PDS, 2.0 SACKS, 1 FF IN GAME SINCE 2005

PLAYER
T.J. Watt, Pittsburgh vs. Seattle (Oct. 17, 2021)
Justin Houston, Kansas City at Philadelphia (Sept. 19, 2003)

- Watt is the fourth player in the NFL to register at least three passes defended, 2.0 sacks and one forced fumble in the same game since 2005.

PLAYERS WITH 3 PDS, 2.0 SACKS, 1 FF IN GAME SINCE 2005

PLAYER
T.J. Watt, Pittsburgh vs. Seattle (Oct. 17, 2021)
Anthony Lanier, Washington Football Team vs. Arizona (Dec. 17, 2017)
Alex Brown, Chicago at Tampa Bay (Nov. 27, 2005)
Justin Houston, Kansas City at Philadelphia (Sept. 19, 2003)

- Watt has recorded 46.0 sacks in 39 career games at Heinz Field. He has collected at least half a sack in 26 of the Steelers' last 29 home games, including 23 of the last 25 home games.
- No player has registered more sacks over their first 39 career home games in NFL history.

MOST SACKS IN NFL HISTORY OVER FIRST 39 CAREER HOME GAMES

RANK	PLAYER	SACKS
1.	T.J. Watt	46.0
2.	Derrick Thomas	45.5
3.	Reggie White	40.0
4.	J.J. Watt	36.0
	Dwight Freeney	36.0

T.J. (S)WATT THE QUARTERBACK

- LB T.J. Watt's has registered 142 QB hits since entering the NFL in 2017, which is the second-most in the League over the span.

NFL QUARTERBACK HIT LEADERS SINCE 2017

RANK	PLAYER	QB HITS
1.	Aaron Donald	143
2.	T.J. Watt	142
3.	Matt Judon	118
4.	Myles Garrett	112
5.	Joey Bosa	108
	Cameron Jordan	108

- Watt's 31 QB hits lead the NFL in 2021.

NFL QUARTERBACK HIT LEADERS IN 2021

RANK	PLAYER	QB HITS
1.	T.J. Watt	31
2.	Nick Bosa	30
3.	Myles Garrett	29
	Micah Parsons	29
5.	Jonathan Allen	27

- Watt's 72 QB hits lead the NFL since the start of the 2020 season.

NFL QUARTERBACK HIT LEADERS SINCE 2020

RANK	PLAYER	QB HITS
1.	T.J. Watt	72
2.	Aaron Donald	51
3.	Trey Hendrickson	50
4.	Joey Bosa	47
	Myles Garrett	47

- Watt's 108 QB hits lead the NFL since the start of the 2019 season.

NFL QUARTERBACK HIT LEADERS SINCE 2019

RANK	PLAYER	QB HITS
1.	T.J. Watt	108
2.	Matt Judon	79
3.	Joey Bosa	78
4.	Shaquil Barrett	75
	Aaron Donald	75

- Watt's 129 QB hits lead the NFL since the start of the 2018 season.

NFL QUARTERBACK HIT LEADERS SINCE 2018

RANK	PLAYER	QB HITS
1.	T.J. Watt	129
2.	Aaron Donald	116
3.	Matt Judon	99
4.	Myles Garrett	94
5.	Chris Jones	91

- Watt's 142 QB hits are the second-most over a player's first 75 career regular-season games in NFL history.

MOST QB HITS IN NFL HISTORY OVER FIRST 75 REGULAR-SEASON GAMES

RANK	PLAYER	QB HITS
1.	J.J. Watt	200
2.	T.J. Watt	142
3.	Aaron Donald	140
4.	Von Miller	129
5.	Joey Bosa	124

- Watt's 142 QB hits are the most by a linebacker over his first 75 career regular-season games in NFL history.

MOST QB HITS BY LINEBACKER IN NFL HISTORY OVER FIRST 75 REGULAR-SEASON GAMES

RANK	PLAYER	QB HITS
1.	T.J. Watt	142
2.	Von Miller	129
3.	Cameron Wake	116
4.	Clay Matthews	112
5.	Matt Judon	103

T.J. WATT KNOWS THE TFL

- LB T.J. Watt's has registered 77 tackles for loss since entering the NFL in 2017, which is the second-most in the League.

NFL TFL LEADERS SINCE 2017

RANK	PLAYER	TFLS
1.	Aaron Donald	91
2.	T.J. Watt	77
3.	Cameron Jordan	70
4.	Chandler Jones	64
5.	Matt Judon	63

- Watt's 40 tackles for loss lead the NFL since the start of the 2020 season.

NFL TFL LEADERS SINCE 2020

RANK	PLAYER	TFL
1.	T.J. Watt	40
2.	Aaron Donald	31
3.	Roquan Smith	29
4.	Haason Reddick	27
5.	Myles Garrett	26

- Watt's 54 tackles for loss lead the NFL since the start of the 2019 season.

NFL TFL LEADERS SINCE 2019

RANK	PLAYER	TFLS
1.	T.J. Watt	54
2.	Aaron Donald	51
3.	Shaquil Barrett	41
4.	Maxx Crosby	40
5.	Joey Bosa	37
	Myles Garrett	37

- Watt's 67 tackles for loss are the second-most in NFL since the start of the 2018 season.

NFL TFL LEADERS SINCE 2018

RANK	PLAYER	TFLS
1.	Aaron Donald	76
2.	T.J. Watt	67
3.	Cameron Jordan	53
4.	Myles Garrett	49
5.	Shaquil Barrett	47

- Watt's 77 TFL are tied for the fifth-most over a player's first 75 career regular-season games in NFL history.

MOST TFL IN NFL HISTORY OVER FIRST 75 REGULAR-SEASON GAMES

RANK	PLAYER	TFL
1.	J.J. Watt	127
2.	Aaron Donald	92
3.	Von Miller	84
4.	Lavonte David	81
5.	T.J. Watt	77
	Khalil Mack	77

- Watt's 77 TFL are tied for the third-most by a linebacker over his first 75 career regular-season games in NFL history.

MOST TFL BY LINEBACKER IN NFL HISTORY OVER FIRST 75 REGULAR-SEASON GAMES

RANK	PLAYER	TFL
1.	Von Miller	84
2.	Lavonte David	81
3.	T.J. Watt	77
	Khalil Mack	77
5.	Justin Houston	72

WATT WRESTLES AWAY THE FOOTBALL

- LB T.J. Watt's has registered 21 forced fumbles since entering the NFL in 2017, which is the most in the League.

NFL FORCED FUMBLE LEADERS SINCE 2017

RANK	PLAYER	FF
1.	T.J. Watt	21
2.	Aaron Donald	18
3.	Chandler Jones	17
4.	Yannick Ngakoue	16
5.	Khalil Mack	15
	Darius Leonard	15

- Watt's 21 career forced fumbles are the most by a Steelers player since 1994.

STEELERS FORCED FUMBLE LEADERS SINCE 1994

RANK	PLAYER	GP	FF
1.	James Harrison	177	32
2.	T.J. Watt	75	21
3.	Joey Porter	122	18
	Jason Gildon	158	18
5.	Levon Kirkland	144	14

- Watt's 21 career forced fumbles are tied for the fourth-most over a player's first 75 career regular-season games.

MOST FORCED FUMBLES IN NFL HISTORY OVER FIRST 75 REGULAR-SEASON GAMES

RANK	PLAYER	FF
1.	Dwight Freeney	24
	Robert Mathis	24
3.	John Abraham	22
4.	T.J. Watt	21
	DeMarcus Ware	21

- His 21 career forced fumbles are tied for the third-most by a linebacker over his first 75 career regular-season games.

MOST FORCED FUMBLES BY LINEBACKER IN NFL HISTORY OVER FIRST 75 REGULAR-SEASON GAMES

RANK	PLAYER	FF
1.	Robert Mathis	24
2.	John Abraham	22
3.	T.J. Watt	21
	DeMarcus Ware	21
5.	Robert Quinn	18

- Watt's 14 forced fumbles are the most in the NFL since the start of the 2019 season.

NFL FORCED FUMBLE LEADERS SINCE 2019

RANK	PLAYER	FF
1.	T.J. Watt	14
2.	Chandler Jones	12
3.	Marlon Humphrey	11
	Shaquil Barrett	11
	Darius Leonard	11

- Watt's seven fumble recoveries are tied for the second-most in the NFL since the start of the 2019 season.

NFL FUMBLE RECOVERIES LEADERS BY SINCE 2019

RANK	PLAYER	FR
1.	Vonn Bell	8
2.	T.J. Watt	7
3.	Devin White	6
4.	Devin Bush, Minkah Fitzpatrick and eight other players tied with	5

- Watt's 24 combined interceptions (three), forced fumbles (14) and fumble recoveries (seven) are tied for the most in the NFL since the start of the 2019 season.

NFL COMBINED (INT, FF, FR) LEADERS SINCE 2019

RANK	PLAYER	INT.	FF	FR	TOT.
1.	T.J. Watt	3	14	7	24
	J.C. Jackson	21	1	2	24
	Darius Leonard	8	11	5	24
4.	Xavien Howard	15	3	2	20
	Minkah Fitzpatrick	11	4	5	20

LET MY CAMERON GO

- DT **Cameron Heyward** registered his eighth sack of the year in Week 17 at Kansas City. He has now registered at least 8.0 sacks in a season four different times in his career.
- His six seasons of 7.0 or more sacks are tied for the eighth-most by a defensive tackle since 1982.

MOST 7.0+ SACK SEASONS BY DEFENSIVE TACKLE SINCE 1982

RANK	PLAYER. YEARS	SEASONS
1.	John Randle	12
2.	Steve McMichael	9
3.	Aaron Donald	8
4.	Calais Campbell	7
	Warren Sapp	7
	Henry Thomas	7
	Trevor Pryce	7
8.	Cameron Heyward	6
	Geno Atkins	6
	Ray Childress	6
	Justin Smith	6

- DT **Cameron Heyward's** 66.0 career sacks are the most by a Steelers' defensive lineman since 1982, third-most by an active NFL defensive tackle, tied for fifth-most in franchise history and tied for the third-most by a Steeler since 1982.

STEELERS DEFENSIVE LINEMAN CAREER SACK LEADERS SINCE 1982

RANK	PLAYER. YEARS	SACKS
1.	Cameron Heyward, 2011-21	66.0
2.	Keith Willis, 1982-91	59.0
3.	Aaron Smith, 1999-2011	44.0
4.	Stephon Tuitt, 2014-20	34.5
5.	Brett Keisel, 2002-14	30.0

STEELERS CAREER SACK LEADERS

RANK	PLAYER. YEARS	SACKS
1.	James Harrison, 2002, 2004-12, 2014-17	80.5
2.	Jason Gildon, 1994-2003	77.0
3.	L.C. Greenwood, 1969-81	73.5
4.	T.J. Watt, 2017-21	67.0
5.	Cameron Heyward, 2011-21	66.0
	Joe Greene, 1969-81	66.0
7.	Joey Porter, 1999-2006	60.0
8.	Keith Willis, 1982-91	59.0
9.	LaMarr Woodley, 2007-13	57.0
10.	Greg Lloyd, 1998-97	53.5

ACTIVE NFL SACK LEADERS BY DEFENSIVE TACKLES

RANK	PLAYER	SACKS
1.	Aaron Donald	97.5
2.	Ndamukong Suh	70.5
3.	Cameron Heyward	66.0
4.	Fletcher Cox	57.5
5.	Chris Jones	47.5

- Heyward's 94 tackles for loss are the third-most by an active NFL defensive tackle.

ACTIVE NFL TFL LEADERS BY DEFENSIVE TACKLES

RANK	PLAYER	TFL
1.	Aaron Donald	148
2.	Ndamukong Suh	130
3.	Cameron Heyward	95
4.	Fletcher Cox	78
5.	Akiem Hicks	73

- Heyward's 530 tackles are the third-most by an active NFL defensive tackle.

ACTIVE NFL TACKLE LEADERS BY DEFENSIVE TACKLES

RANK	PLAYER	TACKLES
1.	Linval Joseph	638
2.	Ndamukong Suh	586
3.	Cameron Heyward	530
4.	Sheldon Richardson	496
5.	Fletcher Cox	439

- Heyward's 40 passes defended lead active NFL defensive tackles.

ACTIVE NFL PASSES DEFENDED LEADERS BY DEFENSIVE TACKLES

RANK	PLAYER	PDS
1.	Cameron Heyward	40
2.	Ndamukong Suh	38
3.	Malik Jackson	29
	Chris Jones	29
5.	Denico Autry	22

- Heyward's 216 tackles lead the NFL among defensive tackles since the start of the 2019 season.

NFL TACKLE LEADERS BY DEFENSIVE TACKLES SINCE 2019

RANK	PLAYER	TACKLES
1.	Cameron Heyward	216
2.	Jonathan Allen	184
3.	DeForest Buckner	176
4.	Grady Jarrett	174
5.	Christian Wilkins	167

- Heyward's seven passes defended lead all defensive tackles in 2021.

NFL PASSES DEFENDED LEADERS BY DEFENSIVE TACKLES IN 2021

RANK	PLAYER	PDS
1.	Cameron Heyward	7
2.	Jeffrey Simmons	6
3.	Denico Autry	5
	Chris Jones	5
5.	Malik Jackson	4
	Derrick Brown	4
	Aaron Donald	4
	Sheldon Richardson	4

- Heyward's 16 passes defended lead all defensive tackles in the NFL since the start of the 2019 season.

NFL PASSES DEFENDED LEADERS BY DEFENSIVE TACKLES SINCE 2019

RANK	PLAYER	PDS
1.	Cameron Heyward	16
2.	Chris Jones	13
3.	Jeffrey Simmons	12
4.	Sheldon Richardson	11
5.	Adam Butler	10
	Christian Wilkinson	10

- Heyward's 21.0 sacks are the fourth-most among defensive tackles in the NFL since the start of the 2019 season.

NFL SACK LEADERS BY DEFENSIVE TACKLES SINCE 2019

RANK	PLAYER	SACKS
1.	Aaron Donald	38.0
2.	Chris Jones	23.5
	DeForest Buckner	23.5
4.	Cameron Heyward	21.0
5.	Denico Autry	19.0

- Heyward's 30 tackles for loss are the second-most among defensive tackles in the NFL since the start of the 2019 season.

NFL TACKLES FOR LOSS LEADERS BY DEFENSIVE TACKLES SINCE 2019

RANK	PLAYER	TFLS
1.	Aaron Donald	51
2.	Cameron Heyward	30
3.	DeForest Buckner	27
4.	Larry Ogunjobi	26
5.	Grady Jarrett	23
	Ndamukong Suh	23

- Heyward registered five tackles, 2.0 sacks, two TFLs, and two quarterback hits in Week 10 vs. Detroit.
- The Steelers are 8-0-1 when Heyward collects at least 2.0 sacks in a game.
- Heyward (2017, '18 and '19) is the only defensive lineman in franchise history with 8.0 or more sacks in at least four seasons.

STEELERS DEFENSIVE LINEMAN SINGLE-SEASON SACK LEADERS

RANK	PLAYER, YEAR	SACKS
1.	Keith Willis, 1983	14.0
2.	Cameron Heyward, 2017	12.0
	Keith Willis, 1986	12.0
4.	Stephon Tuitt, 2020	11.0
5.	Cameron Heyward, 2019	9.0
6.	Ray Seals, 1995	8.5
7.	Cameron Heyward, 2021	8.0
	Cameron Heyward, 2018	8.0
	Aaron Smith, 2004	8.0
	Kimo von Oelhoffen, 2003	8.0
	Aaron Smith, 2001	8.0

FITZPATRICK DOES IT AGAIN

- 5 Minkah Fitzpatrick needs one interception-return touchdown to become the fourth player since 2000 to return an interception for a TD in four consecutive seasons, joining Charles Woodson (six seasons), Nate Clements (four) and Aqib Talib (four).
- Fitzpatrick has two career multi-interception games (2018-20).
- Fitzpatrick's four defensive TDs rank tied for sixth in the NFL among active players.

NFL ACTIVE DEFENSIVE TOUCHDOWN LEADERS

RANK	PLAYER	TDS
1.	Janoris Jackson	9
2.	Malcolm Jenkins	8
3.	Marcus Peters	7
4.	Eddie Jackson	6
5.	Deion Jones	5
6.	Minkah Fitzpatrick and nine other players	4

- Fitzpatrick's four defensive TDs are tied with Darius Slay, Marcus Peters and Eddie Jackson for the most in the NFL since he entered the League in 2018.



NFL DEFENSIVE TOUCHDOWN LEADERS SINCE 2018

RANK	PLAYER	TDS
1.	Minkah Fitzpatrick	4
	Eddie Jackson	4
	Marcus Peters	4
	Darius Slay	4
5.	Jadeveon Clowney	3
	Troy Hill	3
	Deion Jones	3
	Kyle Van Noy	3
	Daniel Sorensen	3

- Fitzpatrick's 11 interceptions are tied for the seventh-most in the NFL since the start of the 2019 season.

NFL INTERCEPTION LEADERS SINCE 2019

RANK	PLAYER	INTS
1.	J.C. Jackson	21
2.	Xavien Howard	15
3.	Justin Simmons	14
	Trevon Diggs	14
5.	Tyrann Mathieu	13
	Quandre Diggs	13
7.	Minkah Fitzpatrick	11
	Kevin Byard	11
9.	Tre'Davious White	10
	Kenny Moore II	10
	Devin McCourty	10

- Fitzpatrick's 16 total takeaways (interceptions and fumble recoveries) are the fourth-most in the NFL since the start of the 2019 season.

NFL TAKEAWAY (INT AND FR) LEADERS SINCE 2019

RANK	PLAYER	INT.	FR	TOT.
1.	J.C. Jackson	21	2	23
2.	Xavien Howard	15	2	17
3.	Tyrann Mathieu	13	4	17
4.	Minkah Fitzpatrick	11	5	16
5.	Justin Simmons	14	1	15

- Fitzpatrick's 20 combined interceptions (11), forced fumbles (four) and fumble recoveries (five) are tied for the fourth-most in the NFL since the start of the 2019 season.

NFL COMBINED (INT, FF, FR) LEADERS SINCE 2019

RANK	PLAYER	INT.	FF	FR	TOT.
1.	T.J. Watt	3	14	7	24
	J.C. Jackson	21	1	2	24
	Darius Leonard	8	11	5	24
4.	Minkah Fitzpatrick	11	4	5	20
	Xavien Howard	15	3	2	20

WELCOME TO THE SCHOBERT

- The Steelers acquired LB **Joe Schobert**, who ranked fourth in the NFL with 141 tackles last season with Jacksonville, in Aug. 2021. He was one of five linebackers to register at least 100 tackles, multiple sacks and multiple interceptions last season.
- The linebackers with at least 100 tackles, two sacks and two interceptions in 2020 are below.

LINEBACKERS WITH 100+ TACKLES, 2.0+ SACKS, 2+ INT IN 2020

PLAYER	TACKLES	SACKS	INT
Joe Schobert	141	2.5	3
Roquan Smith	139	4	2
Eric Wilson	121	3	3
Foyesade Oluokun	117	3	2
Deion Jones	106	4.5	2

- Schobert is one of three players in the NFL to register at least 100 tackles in each of the last five seasons.

LONGEST ACTIVE STREAKS OF 100+ TACKLE SEASONS

RANK	PLAYER	SEASONS
1.	Bobby Wagner	10
2.	Eric Kendricks	6
3.	Joe Schobert	5
4.	Darius Leonard	4
	Roquan Smith	4
	Fred Warner	4

- Schobert has recorded 643 tackles (392 solo), 26 quarterback hits, 30 passes defended, 23 tackles for loss, 11.0 sacks, 10 forced fumbles, 10 interceptions and three fumble recoveries in his six-year NFL career.
- Schobert's 629 tackles are the second-most in the NFL since the start of the 2017 season.

MOST TACKLES SINCE 2017

RANK	PLAYER	TACKLES
1.	Bobby Wagner	738
2.	Joe Schobert	629
3.	Blake Martinez	617
4.	Zach Cunningham	580
5.	Eric Kendricks	572

- Schobert tallied 10 tackles, including one for loss, in Week 16 at Kansas City. He has registered at least 10 tackles in a game 25 times since 2017, which is tied for the fourth-most in the NFL.

MOST 10+ TACKLE GAMES SINCE 2017

RANK	PLAYER	GAMES
1.	Bobby Wagner	36
2.	Blake Martinez	32
3.	Roquan Smith	26
4.	Joe Schobert	25
	Darius Leonard	25

- Schobert's 10 forced fumbles are tied for the ninth-most among linebackers in the NFL since the start of the 2017 season.

#### NFL LINEBACKER FORCED FUMBLE LEADERS SINCE 2017

RANK	PLAYER	FF
1.	T.J. Watt	21
2.	Chandler Jones	17
3.	Khalil Mack	15
	Darius Leonard	15
5.	Lavonte David	14
6.	Shaquil Barrett	13
7.	Robert Quinn	12
8.	Hasson Reddick	11
9.	Joe Schobert and three other players tied with	10

- His 10 interceptions are tied for lead among all linebackers since the start of the 2017 season.

#### INTERCEPTION LEADERS BY LINEBACKERS SINCE 2017

RANK	PLAYER	INT
1.	Joe Schobert	10
	Darius Leonard	10
3.	Deion Jones	8
	Eric Kendricks	8
5.	Alec Ogletree	7
	Jamie Collins	7

#### HADEN BREAKING IT UP

- CB **Joe Haden** has registered two career interception returns for touchdowns, including one with the Steelers.
- Haden has 10 interceptions since joining the Steelers in 2017.
- Haden's 34 passes defended are tied for the 10th-most in the NFL since the start of the 2019 season.

#### PASSES DEFENDED LEADERS SINCE 2019

RANK	PLAYER	PDS
1.	Carlton Davis	46
2.	James Bradberry	45
	J.C. Jackson	45
4.	Marshon Lattimore	44
5.	Denzel Ward	39
6.	Marlon Humphrey	38
	Xavien Howard	38
8.	Justin Simmons	36
9.	Trevon Diggs	35
10.	Joe Haden	34
	Tre'Davious White	34
	Logan Ryan	34

- Since entering the NFL in 2010, Haden has recorded 154 career passes defended, which leads the League since 2010 and leads active NFL players.

#### ACTIVE NFL PASSES DEFENSED CAREER LEADERS

RANK	PLAYER	PDS
1.	Joe Haden	154
2.	Janoris Jenkins	124
3.	Darius Slay	119
4.	Richard Sherman	116
5.	Malcolm Jenkins	110

#### NFL PASSES DEFENSED LEADERS SINCE 2010

RANK	PLAYER	PDS
1.	Joe Haden	154
2.	Johnathan Joseph	132
3.	Janoris Jenkins	124
4.	Brent Grimes	122
5.	Tramon Williams	120

- Haden's 154 career passes defended are the seventh-most in the NFL since 2000.

#### NFL PASSES DEFENSED LEADERS SINCE 2000

RANK	PLAYER	PDS
1.	Johnathan Joseph	200
2.	Champ Bailey	187
3.	Terence Newman	182
4.	Ronde Barber	179
5.	Charles Woodson	168
6.	Asante Samuel	164
7.	Joe Haden	154
8.	Tramon Williams	153
9.	Sheldon Brown	146
	Dominique Rodgers-Cromartie	146

- Since entering the NFL in 2010, Haden has recorded 29 career interceptions, which is tied for the fourth-most among active players and tied for the sixth-most in the NFL over the span.

#### ACTIVE NFL INTERCEPTION LEADERS

RANK	PLAYER	INT
1.	Richard Sherman	37
2.	Marcus Peters	31
	Devin McCourty	31
4.	Joe Haden	29
	Harrison Smith	29

#### NFL INTERCEPTION LEADERS SINCE 2010

RANK	PLAYER	INT
1.	Richard Sherman	37
2.	Marcus Peters	31
	Reggie Nelson	31
	Devin McCourty	31
5.	Earl Thomas	30
6.	Joe Haden	29
	Harrison Smith	29

- Haden has registered at least two passes defended in a single game 37 times in his career.
- Haden has registered at least three passes defended in a single game 15 times in his career.
- Haden has recorded at least four passes defended in a single game four times in his career.
- Haden has twice recorded at least five passes defended in a single game in his career.

WIZARD OF BOZ

- Since joining the Steelers in 2015, K **Chris Boswell** is 175-of-199 field goal attempts (87.9%), including 75-of-93 (80.6%) on field goal attempts of 40 yards or longer.
- Boswell made a franchise record 25 consecutive field goals, which was the longest active streak in the NFL when it ended in Week 11 of 2020 at Jacksonville.
- Boswell's streak of 20 consecutive field goals made was snapped in Week 14 at Minnesota. His 20 consecutive field goals made is the fourth-longest in franchise history.

MOST CONSECUTIVE FG IN STEELERS HISTORY

RANK	KICKER. YEARS	CONSECUTIVE FGs
1.	Chris Boswell, 2019-20	25
2.	Shaun Suisham, 2013-14	24
3.	Jeff Reed, 2004-05	22
4.	Chris Boswell, 2021	20
5.	Gary Anderson, 1994	19
	Jeff Reed, 2007-08	19
7.	Gary Anderson, 1985	18
8.	Chris Boswell, 2016-17	17
	Norm Johnson, 1997	17
10.	Chris Boswell, 2017	16
	Shaun Suisham, 2012-13	16

- Boswell ranks second in field goal percentage (87.9%) among all NFL kickers with at least 190 field goal attempts since the start of the 2015 season.

FG PERCENTAGE LEADERS SINCE 2015 (MIN. 190 ATTEMPTS)

RANK	KICKER	M-A	FG%
1.	Justin Tucker	223-244	91.4
2.	Chris Boswell	175-199	87.9
3.	Robbie Gould	172-196	87.8
4.	Dustin Hopkins	178-210	84.8
5.	Matt Prater	181-216	83.8

- Boswell has connected on 77-of-84 field goal attempts (91.7%), including 34-of-40 (85.0%) on field goal attempts of 40 yards or longer, since the start of the 2019 season.
- Boswell ranks third in field goal percentage (91.7%) among all NFL kickers with at least 80 field goal attempts.

FG PERCENTAGE LEADERS SINCE 2019 (MIN. 80 ATTEMPTS)

RANK	KICKER	FGM-FGA	FG%
1.	Justin Tucker	83-89	93.3
2.	Younghoe Koo	83-90	92.2
3.	Chris Boswell	77-84	91.7
4.	Nick Folk	74-82	90.2
5.	Harrison Butker	81-90	90.0

- Boswell's 87.9 field goal percentage is tied for the highest in Steelers history among kickers with at least 100 field goal attempts.

STEELERS ALL-TIME FG PERCENTAGE LEADERS (MIN. 100 ATTEMPTS)

RANK	KICKER. YEARS	FGM-FGA	FG%
1.	Chris Boswell, 2015-current	175-199	87.9
	Shaun Suisham, 2010-14	124-141	87.9
3.	Norm Johnson, 1995-98	105-127	82.7
4.	Jeff Reed, 2002-10	204-249	81.9
5.	Gary Anderson, 1982-94	309-395	78.2

- Boswell became the third player in team history with at least 150 field goals made in Week 2 of 2021.

STEELERS ALL-TIME FG MADE LEADERS

RANK	KICKER. YEARS	FGM
1.	Gary Anderson, 1982-94	309
2.	Jeff Reed, 2002-10	204
3.	Chris Boswell, 2015-current	175
4.	Roy Gerela, 1971-78	146
5.	Shaun Suisham, 2010-14	124

- Boswell has registered 29 career games with three or more field goals made.
- Boswell has made 33 of his 34 field goal attempts in his regular-season career against Cincinnati. He missed his first career kick against the Bengals in Week 3.
- Boswell has connected on four or more field goals in a single game 11 times in his career.

BOZ IN THE CLUTCH

- K **Chris Boswell** is one of two kickers in the NFL in 2021 with three or more field goals made in a single quarter (and both came in the fourth quarter, Week 9 vs. Chicago, and Week 15 vs. Tennessee).
- Boswell is the first kicker in the NFL with three or more field goals made in multiple fourth quarters in the same season since Cairo Santos (Kansas City) in Week 2 and Week of 2016.
- Boswell has registered eight career game-winning field goals (last five min. of the fourth quarter or overtimes), which ranks third in franchise history.

MOST GAME-WINNING FG IN LAST 5 MINUTES OF 4TH QUARTER OR OVERTIME (REGULAR AND POSTSEASON) IN FRANCHISE HISTORY

RANK	KICKER. YEARS	FGM
1.	Jeff Reed, 2002-10	11
2.	Gary Anderson, 1982-94	9
3.	Chris Boswell, 2015-current	8
4.	Shaun Suisham, 2010-14	7
5.	Norm Johnson, 1995-98	4

BOSWELL GAME-WINNING FG IN LAST 5 MINUTES OF 4TH QUARTER OR OVERTIME (REGULAR AND POSTSEASON)

YD	DATE	OPP	Q	TIME	PRE	POST	FINAL
18	11/8/2015	vs Oak	4	0:02	35-35	38-35	W, 38-35
35	1/9/2016	at Cin	4	0:14	15-16	18-16	W, 18-16
33	11/12/2017	at Ind	4	0:00	17-17	20-17	W, 20-17
53	11/26/2017	vs GB	4	0:00	28-28	31-28	W, 31-28
38	12/4/2017	at Cin	4	0:00	20-20	23-20	W, 23-20
46	12/10/2017	vs Bal	4	0:42	36-38	39-38	W, 39-38
35	12/30/2018	vs Cin	4	1:56	13-13	16-13	W, 16-13
37	10/17/2021	vs Sea	OT	--	20-20	23-20	W, 23-20 (ot)
40	11/8/2021	vs Chi	4	0:26	26-27	29-27	W, 29-27

- Boswell has now made 10 of 12 career field goals (83.3%) in the final two minutes of regulation and overtime.

BOZ FROM 50-PLUS

- K **Chris Boswell** has connected on 14 of his last 16 field goals of 50+ yards, including nine of his last 10. He missed a 56-yard field as halftime expired in Week 15 vs. Tennessee, which snapped his streak of nine consecutive made field goals of 50+ yards.
- Boswell's nine straight made field goals of 50+ yards was the longest such streak in franchise history.

MOST CONSECUTIVE FG MADE FROM 50+ YARDS IN STEELERS HISTORY

RANK	KICKER. SPAN	STREAK
1.	Chris Boswell, 11/03/2019 - 12/5/2021	9
2.	Chris Boswell, 11/16/2017 - 11/08/2018	5
3.	Jeff Reed, 12/01/2002 - 10/17/2004	4
4.	Kris Brown, 11/12/2000 - 10/14/2001	3

- Boswell's nine straight made field goals of 50+ yards was tied for the 10th-longest such streak in the NFL since the start of the 1983 season.

MOST CONSECUTIVE FG MADE FROM 50+ YARDS SINCE 1983

RANK	KICKER. TEAM (SPAN)	STREAK
1.	Stephen Hauschka, Sea-Buf (9/20/2015-11/19/2017)	13
2.	Robbie Gould, Chi (11/18/2010 - 10/10/2013)	12
	Blair Walsh, Min (09/09/2012 - 09/29/2013)	12
	Justin Tucker, Bal (12/27/2015 - 12/18/2016)	12
	Matt Prater, Det (01/03/2016 - 09/24/2017)	12
5.	Youngbue Koo, Atl (12/08/2019 - 10/31/2021)	11*
	Tony Zendejas, Hou-LAN (11/13/1988 - 10/31/1993)	11
7.	Jason Hanson, Det (11/22/2007 - 11/08/2009)	10
	Jason Sanders, Mia (10 12/01/2019 - 11/29/2020)	10
	Ryan Longwell, Min (09/14/2008 - 10/23/2011)	10
10.	Chris Boswell, Pit (11/03/2019 - 12/5/2021)	9
	Adam Vinatieri, Ind (10/04/2015 - 10/09/2016)	9
	Justin Tucker, Bal (10/15/2017 - 11/18/2018)	9
	Matt Bryant, Atl (11/11/2010 - 11/10/2013)	9
	Matt Bryant, Atl (11/05/2017 - 11/18/2018)	9
15.	Morten Andersen, Atl (10/01/1995 - 10/20/1996)	8
	Phil Dawson, SF (11/10/2013 - 10/13/2014)	8
	Robbie Gould, Chi-SF (12/20/2015 - 11/12/2018)	8
	Harrison Butker, KC (12/01/2019 - 10/17/2021)	8
	Brandon McManus, Den (09/27/2020 - 12/06/2020)	8
	Stephen Gostkowski, NE (12/01/2013 - 11/15/2015)	8
*indicates active streak		

- Boswell has made 16-of-20 (80.0%) field goal attempts in his NFL career from 50 yards or further, including a franchise-best 59-yard try in Week 9 of 2020 at AT&T Stadium against Dallas and a Heinz Field-best 56-yard try in Week 2 vs. Las Vegas.
- No kicker made a field goal of at least 50 yards in the first nine seasons of Heinz Field (2001-09). In fact, prior to Boswell joining the Steelers in 2015, Heinz Field witnessed just four field goals of at least 50 yards.
- Boswell has 13 field goals of at least 50 yards at Heinz Field in his career.
- Boswell's 16 field goals made from 50-plus yards are the most in Steelers history (Gary Anderson and Jeff Reed shared the previous franchise record with eight).

HIGHEST 50+ YARD FG PERCENTAGE FRANCHISE HISTORY (MIN. 15 50+ FGA)

RANK	PLAYER	FG-FGA	PCT.
1.	Chris Boswell	16-20	80.0
2.	Jeff Reed	8-17	47.1
3.	Gary Anderson	8-27	29.6

HIGHEST 50+ YARD FG PERCENTAGE DURING SUPER BOWL ERA (MIN. 15 50+ FGA)

RANK	PLAYER	FG-FGA	PCT.
1.	Chris Boswell	16-20	80.0
2.	Jason Sanders	14-18	77.8
3.	Stephen Gostkowski	33-43	76.7
4.	Tony Zendejas	17-23	73.9
5.	Matt Prater	62-84	73.8

- Boswell connected on 54 and 52-yard field goals in Week 9 vs. Chicago and added a 40-yard field goal with 30 seconds remaining in the fourth quarter that gave the Steelers a 29-27 lead. He also added a fumble recovery.
- Boswell is the first player in NFL history to make two 50+ yard field goals, make a game-winning field goal and recover an opponent's fumble all in the same game.
- Boswell connected on a 56-yard field goal in Week 2 vs. Las Vegas with 3:42 remaining in the fourth quarter that cut the Raiders' lead to 23-17.
- His 56-yard field goal is the longest in Heinz Field history – topping the previous mark of 53 yards by both Boswell vs. Green Bay on Nov. 26, 2017 and Dallas' Dan Bailey vs. Pittsburgh on Nov. 13, 2016 as the longest field goal conversion at the stadium since it opened in 2001.
- The 56-yard kick is the second-longest in team history and is the longest such kick since Nov. 8, 2020 at Dallas Cowboys (Chris Boswell, 59).

LONGEST FG IN FRANCHISE HISTORY

RANK	PLAYER (DATE, OPP.)	FG
1.	Chris Boswell (11/8/20 at Dallas)	59
2.	Chris Boswell (9/19/21 vs. Las Vegas)	56
3.	Gary Anderson (11/25/84 vs. San Diego)	55
	Kris Brown (10/14/01 at Kansas City)	55
5.	Chris Boswell (11/8/21 vs. Chicago)	54
	Gary Anderson (12/8/91 at Houston)	54
7.	Chris Boswell (12/5/21 vs. Baltimore)	53
	Chris Boswell (11/26/17 vs. Green Bay)	53
	Gary Anderson (10/21/84 at Indianapolis)	53
	Jeff Reed (11/8/10 at Cincinnati)	53
	Jeff Reed (9/21/08 at Philadelphia)	53
	Shaun Suisham (11/9/14 at N.Y. Jets)	53

LONGEST FG IN HEINZ FIELD HISTORY

RANK	PLAYER, TEAM (DATE, OPP.)	FG
1.	Chris Boswell, Pittsburgh (9/19/21 vs. Las Vegas)	56
2.	Chris Boswell, Pittsburgh (11/8/21 vs. Chicago)	54
3.	Chris Boswell, Pittsburgh (12/5/21 vs. Baltimore)	53
	Chris Boswell, Pittsburgh (11/26/17 vs. Green Bay)	53
	Dan Bailey, Dallas (11/13/16 at Pittsburgh)	53
6.	Chris Boswell, Pittsburgh (11/8/21 vs. Chicago)	52
	Chris Boswell, Pittsburgh (10/17/21 vs. Seattle)	52
	Chris Boswell, Pittsburgh (12/10/17 vs. Baltimore)	52
	Jeff Reed, Pittsburgh (9/12/10 vs. Atlanta)	52
	Justin Tucker, Baltimore (10/1/15 at Pittsburgh)	52

- Boswell has already made seven field goals from 50 yards or further in 2021 – the most by a Steelers kicker in a single season.
- Boswell's 59-yard field goal in Week 9 at Dallas in 2020 was the longest field goal in franchise history. The previous mark was 55 yards by both Kris Brown (10/14/01 at Kansas City) and Gary Anderson (11/25/84 vs. San Diego).

MILES KILLING IT ON SPECIAL TEAMS

- 5 Miles Killebrew registered his second blocked punt of the season, which leads the NFL, in Week 11 at Los Angeles.
- Killebrew is the first Steelers player to block multiple punts in the same season since 1960.

STEELERS-BROWNS SERIES HISTORY

- Monday's game will mark the 141st overall and 138th regular-season meeting between the Steelers and Browns.
- The Steelers own a 17-game advantage in the overall series (78-61-1) and a 16-game lead in the regular-season series (76-60-1).
- Monday's game will be the 72nd time the two teams will meet in Pittsburgh where the Steelers lead the series, 49-22.
- Pittsburgh has won 19 of the 20 all-time meetings with Cleveland at Heinz Field.
- The Steelers have won 26 of the last 28 meetings with Cleveland in Pittsburgh.

INSIDE THE SERIES

CATEGORY	RECORD
Series History	Started in 1950
Overall	Steelers lead, 78-61-1
In Pittsburgh	Steelers lead, 49-22
At Cleveland	Browns lead, 39-29-1
Neutral	n/a
Overall Regular Season	Steelers lead, 76-60-1
In Pittsburgh	Steelers lead, 49-22
At Cleveland	Browns lead, 39-29-1
Neutral	n/a
Streak	Steelers won last meeting
Last Regular-Season Game	W, 15-10 (Oct. 31, 2021 in Cleveland)
Postseason Series	Steelers lead, 2-1
In Pittsburgh	Steelers lead, 2-1
At Cleveland	n/a
Last Postseason Game	L, 48-37 (Jan. 10, 2021 in Pittsburgh)

2021 STATS COMPARISON

	STEELERS	BROWNS
Total Games	15	15
Total Drives	173	155
Total Drives per Game	11.5	10.3
First downs	284	303
Rushing 1st downs	72	118
Passing 1st downs	180	161
1st downs from penalties	32	24
3rd down eff. (Made-Att-Pct)	82-204-40%	72-183-39%
4th down eff. (Made-Att-Pct)	8-18-44%	11-25-44%
Total Net Yards	4,748	5,183
Avg. Yards per Game	316.5	345.5
Total Plays	959	921
Yards per play	5.0	5.6
Net Yards Rushing	1314	2173
Rush Attempts	350	424
Yards per rush	3.75	5.13
Net Yards Passing	3434	3010
Sacks-Yards lost	35-216	39-248
Gross Yards	3650	3258
Comp-Att-Pct	371-574-65%	287-458-63%
Yards per pass	5.98	6.57
Interceptions thrown	9	11
Punts (Num-Yds)	64-2805	55-2388
Punts blocked	0	0
Net Punting Avg Yds	37.9	37.5
Gross Punting Avg Yds	43.8	43.4

	STEELERS	BROWNS
Total Return Yds (no Kickoffs)	402	435
Punt Returns (Num-Yds)	33-297	39-288
Kickoff Returns (Num-Yds)	35-783	32-639
Int. Returns (Num-Yds)	9-105	12-147
Penalties-Yards	95-737	98-912
Turnovers	18	18
Fumbles lost	9	7
Interceptions thrown	9	11
Total Net Yards	4,748	5,183
Touchdowns	31	38
Rushing	9	19
Passing	21	17
Interceptions	0	1
Kickoff Returns	0	0
Fumble Returns	0	1
Punt Returns	0	0
Defensive/Special Teams TDs	1	2
Extra Points (Made-Att)	26-31	35-38
Kicking (Made-Att)	24-26	32-34
2Pt Conversions (Made-Att)	2-5	3-4
Safeties	0	0
Kickoffs (Num-EZ-TB)	76-51-39	67-43-30
Field Goals (Made-Att)	29-33	16-22
FGs Blocked - PATs Blocked	0-0	1-1
Goal to Go (Made-Att-Pct)	16-21-76%	17-21-81%
Red Zone (Made-Att-Pct)	25-44-57%	27-44-61%

ALL-TIME SERIES RESULTS					
Steelers lead series, 78-61-1 (H: 49-22, A: 29-39-1)					
Date	Site	Week	Game #	Day	Result
2021-10-31	A	8	7	Sun	W, 15-10
2021-1-10	H	18	17	Sun	L, 48-37
2021-1-3	A	17	16	Sun	L, 24-22
2020-10-18	H	6	5	Sun	W, 38-7
2019-12-1	H	13	12	Sun	W, 20-13
2019-11-14	A	11	10	Thu	L, 21-7
2018-10-28	H	8	7	Sun	W, 33-18
2018-09-09	A	1	1	Sun	T 21-21 (OT)
2017-12-31	H	17	16	Sun	W, 28-24
2017-09-10	A	1	1	Sun	W, 21-18
2017-01-01	H	17	16	Sun	W, 27-24 (OT)
2016-11-20	A	11	10	Sun	W, 24-9
2016-01-03	A	17	16	Sun	W, 28-12
2015-11-15	H	10	10	Sun	W, 30-9
2014-10-12	A	6	6	Sun	L, 31-10
2014-09-07	H	1	1	Sun	W, 30-27
2013-12-29	H	17	16	Sun	W, 20-7
2013-11-24	A	12	11	Sun	W, 27-11
2012-12-30	H	17	16	Sun	W, 24-10
2012-11-25	A	12	11	Sun	L, 20-14
2012-01-01	A	17	16	Sun	W, 13-9
2011-12-08	H	14	13	Thu	W, 14-3
2011-01-02	A	17	16	Sun	W, 41-9
2010-10-17	H	6	5	Sun	W, 28-10
2009-12-10	A	14	13	Thu	L, 13-6
2009-10-18	H	6	6	Sun	W, 27-14
2008-12-28	H	17	16	Sun	W, 31-0
2008-09-14	A	2	2	Sun	W, 10-6
2007-11-11	H	10	9	Sun	W, 31-28
2007-09-09	A	1	1	Sun	W, 34-7
2006-12-07	H	14	13	Thu	W, 27-7
2006-11-19	A	11	10	Sun	W, 24-20
2005-12-24	A	16	15	Sat	W, 41-0
2005-11-13	H	10	9	Sun	W, 34-21
2004-11-14	A	10	9	Sun	W, 24-10
2004-10-10	H	5	5	Sun	W, 34-23
2003-11-23	A	12	11	Sun	W, 13-6
2003-10-05	H	5	5	Sun	L, 33-13
2003-01-05	H	18	17	Sun	W, 36-33
2002-11-03	A	9	8	Sun	W, 23-20
2002-09-29	H	4	3	Sun	W, 16-13 (OT)
2002-01-06	H	17	16	Sun	W, 28-7
2001-11-11	A	9	8	Sun	W, 15-12 (OT)
2000-10-22	H	8	7	Sun	W, 22-0
2000-09-17	A	3	2	Sun	L, 23-20
1999-11-14	H	10	9	Sun	L, 16-15

ALL-TIME SERIES RESULTS					
Steelers lead series, 78-61-1 (H: 49-22, A: 29-39-1)					
Date	Site	Week	Game #	Day	Result
1999-09-12	A	1	1	Sun	W, 43-0
1995-11-26	A	13	12	Sun	W, 20-17
1995-11-13	H	11	10	Mon	W, 20-3
1995-01-07	H	19	17	Sat	W, 29-9
1994-12-18	H	16	15	Sun	W, 17-7
1994-09-11	A	2	2	Sun	W, 17-10
1994-01-02	H	18	16	Sun	W, 16-9
1993-10-24	A	8	7	Sun	L, 28-23
1992-12-27	H	17	16	Sun	W, 23-13
1992-10-11	A	6	5	Sun	L, 17-9
1991-12-22	H	17	16	Sun	W, 17-10
1991-10-27	A	9	8	Sun	L, 17-14
1990-12-23	H	16	15	Sun	W, 35-0
1990-09-09	A	1	1	Sun	L, 13-3
1989-10-15	A	6	6	Sun	W, 17-7
1989-09-10	H	1	1	Sun	L, 51-10
1988-11-20	A	12	12	Sun	L, 27-7
1988-10-02	H	5	5	Sun	L, 23-9
1987-12-26	H	16	15	Sat	L, 19-13
1987-09-20	A	2	2	Sun	L, 34-10
1986-11-23	A	12	12	Sun	L, 37-31 (OT)
1986-10-05	H	5	5	Sun	L, 27-24
1985-11-03	H	9	9	Sun	W, 10-9
1985-09-16	A	2	2	Mon	L, 17-7
1984-12-09	H	15	15	Sun	W, 23-20
1984-09-23	A	4	4	Sun	L, 20-10
1983-12-18	A	16	16	Sun	L, 30-17
1983-10-16	H	7	7	Sun	W, 44-17
1983-01-02	H	17	9	Sun	W, 37-21
1982-12-19	A	15	7	Sun	L, 10-9
1981-11-22	A	12	12	Sun	W, 32-10
1981-10-11	H	6	6	Sun	W, 13-7
1980-11-16	H	11	11	Sun	W, 16-13
1980-10-26	A	8	8	Sun	L, 27-26
1979-11-25	H	13	13	Sun	W, 33-30 (OT)
1979-10-07	A	6	6	Sun	W, 51-35
1978-10-15	A	7	7	Sun	W, 34-14
1978-09-24	H	4	4	Sun	W, 15-9 (OT)
1977-11-13	H	9	9	Sun	W, 35-31
1977-10-02	A	3	3	Sun	W, 28-14
1976-10-10	A	5	5	Sun	L, 18-16
1976-09-19	H	2	2	Sun	W, 31-14
1975-12-07	H	12	12	Sun	W, 31-17
1975-10-05	A	3	3	Sun	W, 42-6
1974-11-17	A	10	10	Sun	W, 26-16
1974-10-20	H	6	6	Sun	W, 20-16



ALL-TIME SERIES RESULTS					
Steelers lead series, 78-61-1 (H: 49-22, A: 29-39-1)					
Date	Site	Week	Game #	Day	Result
1973-11-25	A	11	11	Sun	L, 21-16
1973-09-23	H	2	2	Sun	W, 33-6
1972-12-03	H	12	12	Sun	W, 30-0
1972-11-19	A	10	10	Sun	L, 26-24
1971-11-07	H	8	8	Sun	W, 26-9
1971-10-10	A	4	4	Sun	L, 27-17
1970-11-29	H	11	11	Sun	W, 28-9
1970-10-03	A	3	3	Sat	L, 15-7
1969-11-16	H	9	9	Sun	L, 24-3
1969-10-18	A	5	5	Sat	L, 42-31
1968-11-17	H	10	10	Sun	L, 45-24
1968-10-05	A	4	4	Sat	L, 31-24
1967-11-05	H	8	8	Sun	L, 34-14
1967-10-07	A	4	4	Sat	L, 21-10
1966-11-06	H	9	8	Sun	W, 16-6
1966-10-08	A	5	5	Sat	L, 41-10
1965-11-28	H	11	11	Sun	L, 42-21
1965-10-09	A	4	4	Sat	L, 24-19
1964-11-01	H	8	8	Sun	L, 30-17
1964-10-10	A	5	5	Sat	W, 23-7
1963-11-10	H	9	9	Sun	W, 9-7
1963-10-05	A	4	4	Sat	L, 35-23
1962-11-25	A	11	11	Sun	L, 35-14
1962-10-28	H	7	7	Sun	L, 41-14
1961-11-05	A	8	8	Sun	W, 17-13

ALL-TIME SERIES RESULTS					
Steelers lead series, 78-61-1 (H: 49-22, A: 29-39-1)					
Date	Site	Week	Game #	Day	Result
1961-10-22	H	6	6	Sun	L, 30-28
1960-11-20	H	9	9	Sun	W, 14-10
1960-10-02	A	2	2	Sun	L, 28-20
1959-11-22	A	9	9	Sun	W, 21-20
1959-09-26	H	1	1	Sat	W, 17-7
1958-10-19	A	4	4	Sun	L, 27-10
1958-10-05	H	2	2	Sun	L, 45-12
1957-11-10	A	7	7	Sun	L, 24-0
1957-10-05	H	2	2	Sat	L, 23-12
1956-10-28	A	5	5	Sun	W, 24-16
1956-10-06	H	2	2	Sat	L, 14-10
1955-12-04	H	11	11	Sun	L, 30-7
1955-11-20	A	9	9	Sun	L, 41-14
1954-12-12	A	12	12	Sun	L, 42-7
1954-10-17	H	4	4	Sun	W, 55-27
1953-11-22	H	9	9	Sun	L, 20-16
1953-11-08	A	7	7	Sun	L, 34-16
1952-11-16	A	8	8	Sun	L, 29-28
1952-10-04	H	2	2	Sat	L, 21-20
1951-12-09	H	11	11	Sun	L, 28-0
1951-10-21	A	4	4	Sun	L, 17-0
1950-10-29	A	7	7	Sun	L, 45-7
1950-10-07	H	4	4	Sat	L, 30-17
indicates playoff game					

Steelers vs. Browns Superlatives					
Passing Yards					
	Name	Date	Site	Wk	Result
501	Ben Roethlisberger	1/10/2021	H	WC	L, 48-37
417	Ben Roethlisberger	10/18/2019	H	6	W, 27-14
379	Ben Roethlisberger	11/15/2015	H	10	W, 30-9
Pass Completions					
47	Ben Roethlisberger	1/10/2021	H	WC	L, 48-37
30	Terry Bradshaw	11/25/1979	H	13	W, 33-30
	Tommy Maddox	1/5/2003	H	WC	W, 36-33
Pass Attempts					
68	Ben Roethlisberger	1/10/2021	H	WC	L, 48-37
48	Tommy Maddox	1/5/2003	H	WC	W, 36-33
45	Mark Malone	9/16/1985	A	2	L, 17-7
Passing Touchdowns					
4	Ben Roethlisberger	1/10/2021	H	WC	L, 48-37
	Bubby Brister	12/23/1990	H	16	W, 35-0
	Ben Roethlisberger	9/9/2007	A	1	W, 34-7
Long Pass					
79	Ben Roethlisberger	12/8/2011	H	14	W, 14-3
67	Ben Roethlisberger	9/9/2018	A	1	T, 21-21
66	Ben Roethlisberger	1/3/2016	A	17	W, 28-12
Completion Percentage (min. 14 pass att.)					
85.2	Landry Jones	12/31/2017	H	17	W, 28-24
78.1	Neil O'Donnell	10/11/1992	A	6	L, 17-9
77.8	Cliff Stoudt	10/16/1983	H	7	W, 44-17
Passer Rating (min. 14 pass att.)					
154.9	Joe Gilliam	10/5/1975	A	3	W, 42-6
145.3	Terry Bradshaw	11/13/1977	H	9	W, 35-31
141.3	Ben Roethlisberger	1/2/2011	A	17	W, 41-9
Rushing Yards					
223	Willie Parker	12/7/2006	H	14	W, 27-7
163	Jerome Bettis	11/11/2001	A	9	W, 15-12
156	Franco Harris	11/17/1974	A	10	W, 26-16
Rushing Attempts					
33	Jerome Bettis	10/22/2000	H	8	W, 22-0
32	Barry Foster	12/18/1994	H	16	W, 17-7
	Franco Harris	11/25/1979	H	13	W, 33-30
	Willie Parker	12/7/2006	H	14	W, 27-7
Rushing Touchdowns					
2	12 players				
	Most Recently - James Conner	10/28/2018	H	8	W, 33-18
Long Rush					
80	Willie Parker	12/24/2005	A	16	W, 41-0
40	Kordell Stewart	11/11/2001	A	9	W, 15-12
39	Willie Parker	12/7/2006	H	14	W, 27-7

Steelers vs. Browns Superlatives					
Receptions					
13	JuJu Smith-Schuster	1/10/2021	H	WC	L, 48-37
	Antonio Brown	1/3/2016	A	17	W, 28-12
11	Diontae Johnson	1/10/2021	H	WC	L, 48-37
	Antonio Brown	9/10/2017	A	1	W, 21-18
	Hines Ward	1/5/2003	H	WC	W, 36-33
Receiving Yards					
187	Antonio Brown	1/3/2016	A	17	W, 28-12
182	Antonio Brown	9/10/2017	A	1	W, 21-18
178	Martavis Bryant	11/15/2015	H	10	W, 30-9
Receiving Touchdowns					
2	12 players				
	Most Recently - Chase Claypool	1/10/2021	H	WC	L, 48-37
Long Reception					
79	Antonio Brown	12/8/2011	H	14	W, 14-3
67	JuJu Smith-Schuster	9/9/2018	A	1	T, 21-21
66	Darrius Heyward-Bey	1/3/2016	A	17	W, 28-12
Scrimmage Yards					
232	Franco Harris	11/25/1979	H	13	W, 33-30
223	Willie Parker	12/7/2006	H	14	W, 27-7
212	James Conner	10/28/2018	H	8	W, 33-18
All-Purpose Yards					
265	JuJu Smith-Schuster	12/31/2017	H	17	W, 28-24
232	Franco Harris	11/25/1979	H	13	W, 33-30
223	Willie Parker	12/7/2006	H	14	W, 27-7
Tackles					
14	James Farrior	11/23/2003	A	12	W, 13-6
12	Vince Williams	9/9/2018	A	1	T, 21-21
	James Farrior	11/19/2006	A	11	W, 24-20
Sacks					
4.0	Jerrol Williams	12/22/1991	H	17	W, 17-10
3.0	Jason Gildon	11/11/2001	A	9	W, 15-12
	T.J. Watt	9/9/2018	A	1	T, 21-21
	Joey Porter	12/24/2005	A	16	W, 41-0
Interceptions					
3	Darren Perry	9/11/1994	A	2	W, 17-10
	Richard Shelton	12/22/1991	H	17	W, 17-10
	Donnie Shell	11/22/1981	A	12	W, 32-10

Steelers vs. Browns Superlatives					
Points Scored					
55	10/17/1954		H	-	W, 55-27
51	10/7/1979		A	6	W, 51-35
44	10/16/1983		H	7	W, 44-17
Fewest Points Scored					
0	9/10/1989		H	1	L, 51-0
	11/10/1957		A	-	L, 24-0
	10/21/1951		A	-	L, 17-0
	12/9/1951		H	-	L, 28-0
Most Points Allowed					
51	9/10/1989		H	1	L, 51-0
48	1/10/2021		H	WC	L, 48-37
45	11/17/1968		H	-	L, 45-24
	10/5/1958		H	-	L, 45-12
	10/29/1950		A	-	L, 45-7
Fewest Points Allowed					
0	9/12/1999		A	1	W, 43-0
	12/23/1990		H	16	W, 35-0
	12/3/1972		H	12	W, 30-0
	10/22/2000		H	8	W, 22-0
	12/28/2008		H	17	W, 31-0
	12/24/2005		A	16	W, 41-0
Margin of Victory					
43	9/12/1999		A	1	W, 43-0
41	12/24/2005		A	16	W, 41-0
36	10/5/1975		A	3	W, 42-6
Margin of Defeat					
51	9/10/1989		H	1	L, 51-0
38	10/29/1950		A	-	L, 45-7
35	12/12/1954		A	-	L, 42-7



2021 WEEK 8  
Pittsburgh Steelers 15, Cleveland Browns 10  
67,431 🏡 FirstEnergy Stadium 🏡 Oct 31, 2021



Pittsburgh Steelers .....	0	3	6	6	—	15
Cleveland Browns .....	3	0	7	0	—	10

SCORING DRIVES

TEAM	QTR	TIME	SCORING PLAY	PIT	CLE
Browns	1	08:09	C.McLaughlin 30 yd. Field Goal (13-63, 6:51)	0	3
Steelers	2	09:18	C.Boswell 31 yd. Field Goal (10-47, 5:36)	3	3
Browns	3	09:36	D.Johnson 10 yd. run (C.McLaughlin kick) (8-86, 4:19)	3	10
Steelers	3	03:39	N.Harris 8 yd. run (pass failed) (12-78, 5:57)	9	10
Steelers	4	11:04	P.Freiermuth 2 yd. pass from B.Roethlisberger (pass failed) (13-83, 5:38)	15	10

PITTSBURGH STEELERS

PASSING	ATT	CP	YDS	SK/YD	TD	LG	INT	RTG
Ben Roethlisberger	34	22	266	2/11	1	50	0	98.4
Chris Boswell	1	0	0	0/0	0	0	0	39.6
TOTAL	35	22	266	2/11	1	50	0	95.7

RUSHING	ATT	YDS	AVG	LG	TD
Najee Harris	26	91	3.5	11	1
Chase Claypool	2	16	8.0	16	0
Ray-Ray McCloud	1	10	10.0	10	0
Anthony McFarland Jr.	1	1	1.0	1	0
Ben Roethlisberger	1	0	0.0	0	0
Kalen Ballage	1	-3	-3.0	-3	0
TOTAL	32	115	3.6	16	1

RECEIVING	NO	YDS	AVG	LG	TD
Diontae Johnson	6	98	16.3	50	0
Chase Claypool	4	45	11.3	16	0
Pat Freiermuth	4	44	11.0	22	1
Zach Gentry	3	39	13.0	24	0
Najee Harris	3	29	9.7	20	0
Benny Snell Jr.	1	7	7.0	7	0
James Washington	1	4	4.0	4	0
TOTAL	22	266	12.1	50	1

TOP DEFENSE	TOT	SOLO	AST	SCK	YDS	INT
Joe Schobert	9	6	3	0.0	0.0	0
T.J. Watt	6	4	2	1.5	7.5	0
Devin Bush	5	3	2	0.0	0.0	0

FIELD GOALS	FGM/FGA	PERCENT	RESULTS
Chris Boswell	1-1	100.0	(31)
TOTAL	1-1	100.0	

CLEVELAND BROWNS

PASSING	ATT	CP	YDS	SK/YD	TD	LG	INT	RTG
Baker Mayfield	31	20	225	4/15	0	24	0	86.1
TOTAL	31	20	225	4/15	0	24	0	86.1

RUSHING	ATT	YDS	AVG	LG	TD
Nick Chubb	16	61	3.8	21	0
D'Ernest Johnson	4	22	5.5	11	1
Baker Mayfield	1	5	5.0	5	0
Jarvis Landry	1	5	5.0	5	0
Demetric Felton	1	3	3.0	3	0
TOTAL	23	96	4.2	21	1

RECEIVING	NO	YDS	AVG	LG	TD
Jarvis Landry	5	65	13.0	19	0
Austin Hooper	4	26	6.5	8	0
David Njoku	3	39	13.0	24	0
Harrison Bryant	2	33	16.5	21	0
Rashard Higgins	2	27	13.5	16	0
Demetric Felton	1	14	14.0	14	0
Nick Chubb	1	8	8.0	8	0
D'Ernest Johnson	1	7	7.0	7	0
Odell Beckham Jr.	1	6	6.0	6	0
TOTAL	20	225	11.3	24	0

TOP DEFENSE	TOT	SOLO	AST	SCK	YDS	INT
Malcolm Smith	10	9	1	0.0	0.0	0
Anthony Walker Jr.	8	2	6	0.0	0.0	0
Mack Wilson Sr.	7	5	2	0.0	0.0	0

FIELD GOALS	FGM/FGA	PERCENT	RESULTS
Chase McLaughlin	1-1	100.0	(30)
TOTAL	1-1	100.0	

Team Statistics      Steelers      Browns

First Downs	21	19
3rd-Down Eff. (Made/Att/Pct)	4/13/31%	3/10/30%
4th-Down Eff. (Made/Att/Pct)	2/4/50%	0/2/0%
Total Net Yards	370	306
Total Plays	69	58
Yards Per Play	5.4	5.3
Rushes/Net Yards	32/115	23/96
Net Passing	255	210
Pass Attempts/Completions	35/22	31/20
Had Intercepted	0	0
Sacked/Yards Lost	2/11	4/15
Punts/Average	4/44.0	4/49.3
Penalties/Yards	8/65	5/30
Fumbles/Lost	1/0	1/1
Possession Time	31:45	28:15

AMERICAN FOOTBALL CONFERENCE												
EAST DIVISION												
TEAM	W	L	T	PCT	PF	PA	NET PTS	HOME	AWAY	CONF	DIV	STREAK
New England Patriots	9	6	0	.600	388	260	128	3-5-0	6-1-0	7-3-0	3-2-0	Lost 2
Buffalo Bills	9	6	0	.600	427	264	163	4-3-0	5-3-0	6-5-0	4-1-0	Won 2
Miami Dolphins	8	7	0	.533	305	315	-10	5-3-0	3-4-0	5-5-0	3-2-0	Won 7
New York Jets	4	11	0	.267	276	449	-173	3-5-0	1-6-0	4-7-0	0-5-0	Won 1
NORTH DIVISION												
TEAM	W	L	T	PCT	PF	PA	NET PTS	HOME	AWAY	CONF	DIV	STREAK
Cincinnati Bengals	9	6	0	.600	410	324	86	4-4-0	5-2-0	7-3-0	4-1-0	Won 2
Baltimore Ravens	8	7	0	.533	355	356	-1	5-2-0	3-5-0	5-6-0	1-4-0	Lost 4
Pittsburgh Steelers	7	7	1	.500	301	371	-70	5-2-1	2-5-0	5-5-0	2-2-0	Lost 1
Cleveland Browns	7	8	0	.467	314	329	-15	5-3-0	2-5-0	4-6-0	2-2-0	Lost 2
SOUTH DIVISION												
TEAM	W	L	T	PCT	PF	PA	NET PTS	HOME	AWAY	CONF	DIV	STREAK
Tennessee Titans	10	5	0	.667	357	326	31	6-2-0	4-3-0	6-4-0	4-1-0	Won 1
Indianapolis Colts	9	6	0	.600	420	316	104	4-4-0	5-2-0	7-3-0	3-2-0	Won 3
Houston Texans	4	11	0	.267	248	401	-153	2-6-0	2-5-0	4-7-0	3-2-0	Won 2
Jacksonville Jaguars	2	13	0	.133	217	396	-179	2-6-0	0-7-0	2-8-0	0-5-0	Lost 7
WEST DIVISION												
TEAM	W	L	T	PCT	PF	PA	NET PTS	HOME	AWAY	CONF	DIV	STREAK
Kansas City Chiefs	11	4	0	.733	421	306	115	7-2-0	4-2-0	6-4-0	4-1-0	Won 8
Los Angeles Chargers	8	7	0	.533	408	411	-3	4-4-0	4-3-0	5-5-0	2-2-0	Lost 2
Las Vegas Raiders	8	7	0	.533	316	387	-71	4-4-0	4-3-0	6-4-0	2-3-0	Won 2
Denver Broncos	7	8	0	.467	298	260	38	4-4-0	3-4-0	3-7-0	1-3-0	Lost 2
NATIONAL FOOTBALL CONFERENCE												
EAST DIVISION												
TEAM	W	L	T	PCT	PF	PA	NET PTS	HOME	AWAY	CONF	DIV	STREAK
Dallas Cowboys	11	4	0	.733	457	307	150	5-2-0	6-2-0	9-1-0	5-0-0	Won 4
Philadelphia Eagles	8	7	0	.533	398	318	80	3-4-0	5-3-0	6-4-0	2-2-0	Won 3
Washington Football Team	6	9	0	.400	297	407	-110	3-4-0	3-5-0	5-5-0	1-3-0	Lost 3
New York Giants	4	11	0	.267	248	365	-117	3-4-0	1-7-0	3-7-0	1-4-0	Lost 4
NORTH DIVISION												
TEAM	W	L	T	PCT	PF	PA	NET PTS	HOME	AWAY	CONF	DIV	STREAK
Green Bay Packers	12	3	0	.800	383	324	59	7-0-0	5-3-0	8-2-0	3-1-0	Won 4
Minnesota Vikings	7	8	0	.467	384	372	12	4-3-0	3-5-0	5-5-0	3-1-0	Lost 1
Chicago Bears	5	10	0	.333	265	373	-108	2-5-0	3-5-0	3-7-0	2-3-0	Won 1
Detroit Lions	2	12	1	.167	259	386	-127	2-5-0	0-7-1	2-8-0	1-4-0	Lost 1
SOUTH DIVISION												
TEAM	W	L	T	PCT	PF	PA	NET PTS	HOME	AWAY	CONF	DIV	STREAK
Tampa Bay Buccaneers	11	4	0	.733	442	312	130	6-1-0	5-3-0	7-4-0	3-2-0	Won 1
Atlanta Falcons	7	8	0	.467	278	400	-122	2-5-0	5-3-0	4-7-0	2-3-0	Won 1
New Orleans Saints	7	8	0	.467	316	305	11	2-5-0	5-3-0	5-5-0	2-2-0	Lost 1
Carolina Panthers	5	10	0	.333	277	345	-68	2-6-0	3-4-0	3-7-0	2-2-0	Lost 5
WEST DIVISION												
TEAM	W	L	T	PCT	PF	PA	NET PTS	HOME	AWAY	CONF	DIV	STREAK
Los Angeles Rams	11	4	0	.733	416	326	90	5-2-0	6-2-0	8-3-0	3-2-0	Won 4
Arizona Cardinals	10	5	0	.667	394	306	88	3-4-0	7-1-0	6-4-0	4-1-0	Lost 3
San Francisco 49ers	8	7	0	.533	377	334	43	3-4-0	5-3-0	6-5-0	1-4-0	Lost 1
Seattle Seahawks	5	10	0	.333	306	307	-1	2-5-0	3-5-0	2-8-0	2-3-0	Lost 2

## STEELERS 2021 REGULAR SEASON RECORD WHEN...

CATEGORY	2021 SEASON W-L	CATEGORY	2021 SEASON W-L
STEELERS AT HEINZ FIELD	5-2	IN SEPTEMBER	1-2
STEELERS ON THE ROAD	2-5	IN OCTOBER	3-1
STEELERS ON GRASS	6-4	IN NOVEMBER	1-2
STEELERS ON ARTIFICIAL TURF	1-3	IN DECEMBER	2-2
STEELERS IN DOMES	0-0	IN JANUARY	0-0
STEELERS IN RETRACTABLE ROOF STADIUMS	0-0		
STEELERS OUTDOORS	2-0	ON SUNDAY NIGHT	1-1
STEELERS INDOORS	0-0	ON THURSDAY NIGHT	0-1
HEINZ FIELD ROOF OPEN	0-0	ON MONDAY NIGHT	1-0
HEINZ FIELD ROOF CLOSED	0-0	ON SATURDAY	0-0
STEELERS SCORE FIRST	3-2	DAY GAMES	5-5
OPPONENT SCORES FIRST	4-5	KICKOFF AT 12:00 EST	0-0
STEELERS SCORE ON FIRST POSSESSION	2-2	KICKOFF AT 3:00/3:05/3:15/3:35 EST	0-0
STEELERS SCORE 20 OR MORE POINTS	5-2	NIGHT GAMES	2-2
STEELERS SCORE 19 OR LESS POINTS	2-5		
STEELERS ALLOW 20 OR MORE	2-7	VS. AFC NORTH OVERALL	2-2
STEELERS ALLOW 19 OR LESS POINTS	5-0	VS. AFC NORTH AT HOME	1-1
		VS. AFC NORTH ON THE ROAD	1-1
STEELERS LEAD AFTER 1ST QUARTER	2-1	VS. AFC	5-5
STEELERS TRAIL AFTER 1ST QUARTER	3-6	VS. AFC EAST	1-0
SCORE TIED AFTER 1ST QUARTER	2-0	VS. AFC SOUTH	1-0
STEELERS LEAD AT HALFTIME	3-0	VS. AFC WEST	1-3
STEELERS TRAIL AT HALFTIME	3-7		
SCORE TIED AT HALFTIME	1-0	VS. NFC	2-2
STEELERS LEAD AFTER 3RD QUARTER	3-0	VS. NFC EAST	0-0
STEELERS TRAIL AFTER 3RD QUARTER	4-7	VS. NFC SOUTH	0-0
SCORE TIED AFTER 3RD QUARTER	0-0	VS. NFC NORTH	1-2
GAME GOES TO OVERTIME	1-0	VS. NFC WEST	1-0
STEELERS HAVE + TURNOVER RATIO	5-2		
STEELERS HAVE - TURNOVER RATIO	0-5		
TURNOVER RATIO EVEN	2-0		
STEELERS HAVE 30:00+TOP	4-1		
STEELERS HAVE LESS THAN 30:00 TOP	3-6		
STEELERS HAVE 100-YARD RUSHER	1-0		
STEELERS HAVE 300 NET PASSING YARDS	0-0		
STEELERS HAVE 1 100-YARD RECEIVER	2-3		
STEELERS HAVE 2 100-YARD RECEIVERS	0-0		
STEELERS WIN COIN TOSS	4-2		
STEELERS LOSE COIN TOSS	3-5		

NO.	NAME	POS	HT	WT	DOB	EXP	COLLEGE	HOMETOWN	HOW ACQ
57	Adams Sr., Montravius	DT	6-4	304	7/24/1995	5	Auburn	Falcon, Colo.	FA '21
29	Bailage, Kalen	RB	6-2	231	12/22/1995	4	Arizona State	Phoenix, Ariz.	FA '20
9	Boswell, Chris	K	6-2	185	3/16/1991	7	Rice	Fort Worth, TX	FA '15
98	Charlton, Taco	DE	6-6	270	11/7/1994	5	Michigan	Pickerington, OH	FA '21
11	Claypool, Chase	WR	6-4	238	7/7/1998	2	Notre Dame	Abbotsford, British Columbia, Canada	02 '20
73	Davis, Carlos	DT	6-2	320	8/22/1996	2	Nebraska	Blue Springs, MO	07 '20
34	Edmunds, Terrell	S	6-1	217	1/20/1997	4	Virginia Tech	Danville, VA	01 '18
39	Fitzpatrick, Minkah	S	6-1	207	11/17/1996	4	Alabama	Old Bridge, NJ	TR '19 (MIA)
88	Freiermuth, Pat	TE	6-5	258	10/25/1998	R	Penn State	Merrimac, MA	02 '21
81	Gentry, Zach	TE	6-8	265	9/10/1996	3	Michigan	Albuquerque, NM	05 '19
54	Gilbert III, Ulysees	ILB	6-0	230	8/9/1997	3	Akron	Ocala, FL	06c '19
53	Green, Kendrick	C	6-4	315	12/22/1998	R	Illinois	Peoria, IL	03 '21
23	Haden, Joe	CB	5-11	195	4/14/1989	12	Florida	Fort Washington, MD	EA '17
71	Haeg, Joe	T	6-6	298	3/11/1993	6	North Dakota State	Lake Shore, MN	UFA '21
22	Harris, Najee	RB	6-1	232	3/9/1998	R	Alabama	Antioch, CA	01 '21
6	Harvin III, Pressley	P	6-0	255	9/17/1998	R	Georgia Tech	Alcoul, SC	07b '21
3	Haskins, Dwayne	QB	6-4	230	5/3/1997	3	Ohio State	Highland Park, NJ	FA '21
60	Hassenaue, J.C.	C	6-2	295	9/15/1995	2	Alabama	Woodbury, MN	FA '19
97	Heyward, Cameron	DT	6-5	295	5/6/1998	11	Ohio State	Pittsburgh, PA	01 '11
56	Highsmith, Alex	LB	6-4	242	8/7/1997	2	Charlotte	Wilmington, NC	03 '20
45	Johnson, Buddy	LB	6-2	240	2/27/1999	R	Texas A&M	Dallas, TX	04b '21
18	Johnson, Dontae	WR	5-10	183	7/5/1996	3	Toledo	Ruskin, FL	03a '19
28	Killebrew, Miles	S	6-2	222	5/10/1993	6	Southern Utah	Henderson, NV	04 '16
46	Kuntz, Christian	LB	6-1	228	4/13/1994	1	Duquesne	Pittsburgh, PA	05 '20
31	Layne, Justin	CB	6-2	192	1/12/1998	3	Michigan State	Cleveland, OH	03b '19
77	Legue, John	OLB	6-7	310	4/7/1996	1	Tulane	Alexandria, LA	FA '20
92	Loudermilk, Isaiah	DE	6-7	240	10/10/1997	R	Wisconsin	Howard, KN	05 '21
35	Maulet, Arthur	CB	5-10	190	7/13/1993	5	Memphis	New Orleans, LA	FA '20
14	McCloud, Ray-Ray	WR	5-9	190	10/15/1996	4	Clemson	Tampa, FL	FA '20
99	Mondeaux, Henry	DE	6-4	280	9/19/1995	2	Oregon	Portland, OR	FA '19
65	Moore Jr., Dan	OT	6-5	315	9/28/1998	R	Texas A&M	Beaumont, TX	04a '21
21	Norwood, Tre	DB	6-0	194	4/19/1999	R	Oklahoma	Fort Smith, AR	07a '21
76	Okorofor, Chukwuma	OLB	6-6	320	8/8/1997	4	Western Michigan	Southfield, MI	03b '18
42	Pierre, James	CB	6-2	185	9/16/1996	2	Florida Atlantic	Deerfield Beach, FL	UDFA '20
87	Rader, Kevin	TE	6-4	250	4/26/1995	1	Youngstown State	Pittsburgh, PA	FA '19
7	Roethlisberger, Ben	QB	6-5	240	3/7/1982	18	Miami (OH)	Findlay, OH	01 '04
2	Rudolph, Mason	QB	6-5	235	6/17/1995	4	Oklahoma State	Rock Hill, SC	03a '18
93	Schobert, Joe	LB	6-1	240	11/6/1993	6	Wisconsin	Waukesha, Wis.	TR '21 (JAX)
94	Snell Jr., Benny	RB	5-10	224	2/26/1998	3	Kentucky	Columbus, OH	04 '19
41	Spillane, Robert	LB	6-1	229	12/14/1995	3	Western Michigan	Oak Park, IL	FA '19
20	Sutton, Cameron	CB	5-11	188	2/27/1995	5	Tennessee	Jonesboro, GA	03a '17
51	Turner, Trai	G	6-3	315	6/14/1993	8	Louisiana State	New Orleans, LA	FA '21
48	Tuszka, Derrek	OLB	6-5	246	7/11/1996	2	North Dakota State	Warner, S.D.	07b '20
10	Waltman, Corliss	P	6-2	110	12/31/1969	R	South Alabama	Udessa, TX	UDFA '20
13	Washington, James	WR	5-11	213	4/2/1996	4	Oklahoma State	Stamford, TX	02 '18
44	Watt, Derek	FB	6-2	234	11/7/1992	6	Wisconsin	Pewaukee, WI	UFA '20
90	Watt, T.J.	LB	6-4	252	10/11/1994	5	Wisconsin	Pewaukee, WI	01 '17
15	White, Cody	WR	6-3	215	11/28/1998	1	Michigan State	Novi, MI	FA '20
25	Witherspoon, Ahkello	CB	6-2	195	3/21/1995	5	Colorado	Sacramento, CA	TR '21 (SEA)
95	Wormley, Chris	DL	6-5	300	10/25/1993	5	Michigan	Toledo, OH	TR '20 (BAL)

## Injured Reserve (7)

94	Alualu, Tyson	DE	6-3	304	5/12/1987	11	California	Honolulu, HI	UFA '17
93	Christmas, Demarcus	DT	6-3	302	7/4/1995	1	Florida State	Sarasota, FL	FA '20
5	Dobbs, Joshua	QB	6-3	210	1/26/1995	4	Tennessee	Alpharetta, GA	04 '17
85	Ebron, Eric	TE	6-4	253	4/10/1993	8	North Carolina	Newark, NJ	UFA '20
67	Finney, B.J.	C/G	6-4	318	10/26/1991	6	Kansas State	Wichita, KS	UDFA '15
19	Smith-Schuster, JuJu	WR	6-1	215	11/22/1996	5	USC	Long Beach, CA	02 '17
91	Tuitt, Stephen	DE	6-6	303	5/23/1993	8	Notre Dame	Miami, FL	02 '14

## Injured Reserve - Designated For Return (1)

69	Dotson, Kevin	OL	6-4	321	9/18/1996	2	Louisiana	Plaquemine, LA	04b '20
----	---------------	----	-----	-----	-----------	---	-----------	----------------	---------

## Practice Squad (15)

61	Archibong, Daniel	DL	6-6	307	9/12/1997	R	Temple	Springfield, Pa.	FA '21
79	Coward, Rashad	OL	6-5	319	11/6/1994	4	Old Dominion	Brooklyn, NY	FA '21
68	Davis, Khalil	DT	6-1	308	8/22/1996	2	Nebraska	Blue Springs, MO	W-21 (TB)
33	Edmunds, Trey	RB	6-2	223	12/30/1994	3	Maryland	Danville, VA	UDFA '18
74	Green, Chaz	T	6-5	318	4/8/1992	6	Florida	Tampa, FL	UFA '21
16	Nizialek, Cameron	P	6-2	200	3/10/1995	R	Georgia		
64	Pridgeon, Malcolm	G	6-7	310	1/20/1995	R	Ohio State	Central Islip, N.Y.	FA '21
50	Scott, Delontae	LB	6-5	246	1/21/1997	1	SMU	Irving, Texas	FA '20
38	Simon, John	LB	6-2	260	10/14/1990	9	Ohio State	Youngstown, Ohio	FA '21
40	Stephens, Linden	DB	6-0	193	3/21/1995	3	Cincinnati	Euclid, OH	FA '21
89	Sternberger, Jace	TE	6-4	251	6/26/1996	3	Texas A&M	Kingfisher, Okla.	03 '19
37	Sliney, Donovan	S	6-2	210	2/11/1999	R	Florida	Houston, TX	UDFA '21
49	Tuiofo-Mariner, Jacob	OLB	6-2	285	7/25/1996	3	UCLA	Corona, Calif.	PS '18
80	Vaughns, Tyler	WR	6-2	184	6/1/1997	R	USC	Pasadena, CA	FA '21
83	Willis, Damien	WR	6-3	204	6/20/1997	R	Troy		

## Practice Squad Injured (1)

84	Bussey, Rico	WR	6-2	190	2/25/1998	R	Hawaii	Lawton, OK	UDFA '21
----	--------------	----	-----	-----	-----------	---	--------	------------	----------

## Reserve/COVID-19 (5)

27	Allen, Marcus	LB	6-2	215	8/7/1996	2	Penn State	Silver Spring, MD	05a '18
72	Banner, Zach	OT	6-8	335	12/25/1993	5	USC	Lakewood, WA	FA '19
66	Bugs, Isaiah	DE	6-3	295	8/24/1996	3	Alabama	Ruston, LA	06b '19
55	Bush, Devin	LB	5-11	234	7/18/1998	3	Michigan	Pembroke Pines, FL	01 '19
26	McFarland Jr., Anthony	RB	5-8	193	3/4/1999	2	Maryland	Hyattsville, MD	04a '20

## Reserve/Retired (1)

98	Williams, Vince	LB	6-1	233	12/27/1989	9	Florida State	Davenport, FL	06b '13
----	-----------------	----	-----	-----	------------	---	---------------	---------------	---------

## COACHING STAFF

### HEAD COACH: Mike Tomlin

**ASSISTANTS:** John Mitchell (Asst. Head Coach), Keith Butler (Defensive Coordinator), Matt Canada (Offensive Coordinator), Danny Smith (Special Teams Coordinator), Terrell Austin (Senior Defensive Assistant/Secondary), Grady Brown (Secondary), Karl Dunbar (Offensive Line), Eddie Murray (Running Backs), Bo Hildebrand (Wide Receivers), Chris Murray (Assistant Outside Linebackers), Chris Myles (Assistant Offensive Line), Arny Owekary (Inside Linebackers), Alfredo Roberts (Tight Ends), Blaine Stewart (Assistant Wide Receivers), Mike Sullivan (Quarterbacks), Matt Tomah (Quality Control), Garrett Gionetti (Senior Conditioning Coordinator), Marcel Pustour (Head Strength & Conditioning Coach), Rodan Delus (Strength & Conditioning Assistant)



NO.	NAME	POS	HT	WT	DOB	EXP	COLLEGE	HOMETOWN	HOW ACQ
2	Rudolph, Mason	QB	6-5	235	6/17/1995	4	Oklahoma State	Rock Hill, SC	D3a '18
3	Haskin, Dwayne	QB	6-4	230	5/3/1997	3	Ohio State	Highland Park, NJ	FA '21
6	Harrin III, Presley	P	6-0	255	9/17/1998	8	Georgia Tech	Atlanta, SC	D7b '21
7	Roethlisberger, Ben	QB	6-5	240	3/2/1982	18	Miami (OH)	Findlay, OH	D1 '04
9	Boswell, Chris	K	6-2	185	3/16/1991	7	Rice	Fort Worth, TX	FA '15
10	Waltman, Corliss	P	6-2	210	12/31/1969	R	South Alabama		UDFA '20
11	Claypool, Chase	WR	6-4	238	7/7/1998	2	Notre Dame	Abbotsford, British Columbia, Canada	D2 '20
13	Washington, James	WR	5-11	213	4/2/1996	4	Oklahoma State	Stamford, TX	D2 '18
14	McCloud, Ray-Ray	WR	5-9	190	10/15/1996	4	Clemson	Tampa, FL	FA '20
15	White, Cody	WR	6-3	215	11/28/1998	1	Michigan State	Novi, MI	FA '20
18	Johnson, Dontae	WR	5-10	183	7/5/1996	3	Toledo	Ruskin, FL	D3a '19
20	Sutton, Cameron	CB	5-11	188	2/27/1995	5	Tennessee	Jonesboro, GA	D3a '17
21	Norwood, Tre	DB	6-0	194	4/19/1999	R	Oklahoma	Fort Smith, AR	D7a '21
22	Harris, Najee	RB	6-1	232	3/9/1998	8	Alabama	Antioch, CA	D1 '21
23	Haden, Joe	CB	5-11	195	4/14/1989	12	Florida	Fort Washington, MD	FA '17
24	Snell Jr., Benny	RB	5-10	224	2/26/1998	3	Kentucky	Columbus, OH	D4 '19
25	Witherspoon, Akello	CB	6-2	195	3/21/1995	5	Colorado	Sacramento, CA	TR '21 (SEA)
28	Killebrew, Miles	S	6-2	222	5/10/1993	6	Southern Utah	Henderson, NV	D4 '16
29	Ballage, Kalen	RB	6-2	231	12/22/1995	4	Arizona State	Falcon, CO	FA '20
31	Layne, Justin	CB	6-2	192	1/12/1998	3	Michigan State	Cleveland, OH	D3b '19
34	Edmunds, Terrell	S	6-1	217	1/20/1997	4	Virginia Tech	Danville, VA	D1 '18
35	Maulet, Arthur	CB	5-10	190	7/13/1993	5	Memphis	New Orleans, LA	FA '21
39	Fitzpatrick, Minkah	S	6-1	207	11/17/1996	4	Alabama	Old Bridge, NJ	TR '19 (MIA)
41	Spillane, Robert	LB	6-1	229	12/14/1995	3	Western Michigan	Oak Park, IL	FA '19
42	Pierre, James	CB	6-2	185	9/16/1996	2	Florida Atlantic	Deerfield Beach, FL	UDFA '20
44	Watt, Derek	FB	6-2	234	11/7/1992	6	Wisconsin	Pewaukee, WI	UFA '20
45	Johnson, Buddy	LB	6-2	240	2/27/1999	R	Texas A&M	Dallas, TX	D4b '21
46	Kuntz, Christian	LS	6-1	228	4/13/1994	1	Duquesne	Pittsburgh, PA	FA '20
48	Tuszka, Derrek	OLB	6-5	246	7/11/1996	2	North Dakota State	Warner, S.D.	D7b '20
51	Turner, Trai	G	6-3	315	6/14/1993	8	Louisiana State	New Orleans, LA	FA '21
53	Green, Kendrick	C	6-4	315	12/22/1998	R	Illinois	Peoria, IL	D3 '21
54	Gilbert III, Ulysees	ILB	6-0	230	8/9/1997	3	Akron	Ocala, FL	D6c '19
56	Highsmith, Alex	LB	6-4	242	8/7/1997	2	Charlotte	Wilmington, NC	D3 '20
57	Adams Sr., Montravius	DT	6-4	304	7/24/1995	5	Auburn		FA '21
60	Hasseneuer, J.C.	C	6-2	295	9/15/1995	2	Alabama	Woodbury, MN	FA '19
65	Moore Jr., Dan	OT	6-5	315	9/28/1998	R	Texas A&M	Beaumont, TX	D4a '21
71	Haeg, Joe	T	6-6	298	3/1/1993	6	North Dakota State	Lake Shore, MN	UFA '21
73	Davis, Carlos	DT	6-2	320	8/22/1996	2	Nebraska	Blue Springs, MO	D7 '20
76	Okorafor, Chukwuma	OL	6-6	320	8/8/1997	4	Western Michigan	Southfield, MI	D3b '18
77	Legue, John	OL	6-7	310	4/17/1996	1	Tulane	Alexandria, LA	FA '20
81	Gentry, Zach	TE	6-8	265	9/10/1996	3	Michigan	Albuquerque, NM	D5 '19
87	Rader, Kevin	TE	6-4	250	4/26/1995	1	Youngstown State	Pittsburgh, PA	FA '19
88	Freiermuth, Pat	TE	6-5	258	10/25/1998	R	Penn State	Merrimac, MA	D2 '21
90	Watt, T.J.	LB	6-4	252	10/11/1994	5	Wisconsin	Pewaukee, WI	D1 '17
92	Loudmirek, Isaiahh	DE	6-7	240	10/10/1997	R	Wisconsin	Howard, KN	D5 '21
93	Schobert, Joe	LB	6-1	240	11/6/1993	6	Wisconsin	Waukesha, Wis.	TR '21 (JAX)
95	Wormley, Chris	DL	6-5	300	10/25/1993	5	Michigan	Toledo, OH	TR '20 (BAL)
97	Heyward, Cameron	DT	6-5	295	5/6/1989	11	Ohio State	Pittsburgh, PA	D1 '11
98	Charlton, Taco	DE	6-6	270	11/7/1994	5	Michigan	Pickerington, OH	FA '21
99	Mondeaux, Henry	DE	6-4	280	9/19/1995	2	Oregon	Portland, OR	FA '19

Practice Squad (15)

16	Nizialek, Cameron	P	6-2	200	3/10/1995	R	Georgia		
33	Edmunds, Trey	RB	6-2	223	12/30/1994	3	Maryland	Danville, VA	UDFA '18
37	Stiner, Donovan	S	6-2	210	2/11/1999	R	Florida	Houston, TX	UDFA '21
38	Simon, John	LB	6-2	260	10/14/1990	9	Ohio State	Youngstown, Ohio	FA '21
40	Stephens, Linden	DB	6-0	193	3/21/1995	3	Cincinnati	Eucild, OH	FA '21
49	Tuitt-Mariner, Jacob	OLB	6-2	285	7/25/1996	3	UCLA	Corona, Calif.	PS '18
50	Scott, Delontae	LB	6-5	246	1/21/1997	1	SMU	Irving, Texas	FA '20
61	Archibong, Daniel	DL	6-6	307	9/12/1997	R	Temple	Springfield, Pa.	FA '21
64	Pridgeon, Malcolm	G	6-7	310	1/20/1995	R	Ohio State	Central Islip, N.Y.	FA '21
68	Davis, Khalil	DT	6-1	308	8/22/1996	2	Nebraska	Blue Springs, MO	W-21 (TB)
74	Green, Chaz	T	6-5	318	4/8/1992	6	Florida	Tampa, FL	UFA '21
79	Coward, Rashad	OL	6-5	319	11/6/1994	4	Old Dominion	Brooklyn, NY	FA '21
80	Vaughns, Tyler	WR	6-2	184	6/1/1997	R	USC	Pasadena, CA	FA '21
83	Willis, Damion	WR	6-3	204	6/20/1997	R	Troy		
89	Sternberger, Jace	TE	6-4	251	6/26/1996	3	Texas A&M	Kingfisher, Okla.	D3-19

Injured Reserve - Designated For Return (1)

69	Dotson, Kevin	OL	6-4	321	9/18/1996	2	Louisiana	Plaquemine, LA	D4b '20
----	---------------	----	-----	-----	-----------	---	-----------	----------------	---------

Injured Reserve (7)

5	Dobbs, Joshua	QB	6-3	210	1/26/1995	4	Tennessee	Alpharetta, GA	D4 '17
19	Smith-Schuster, JuJu	WR	6-1	215	11/22/1996	5	USC	Long Beach, CA	D2 '17
67	Finney, B.J.	C/G	6-4	318	10/26/1991	6	Kansas State	Wichita, KS	UDFA '15
85	Ebron, Eric	TE	6-4	253	4/10/1993	8	North Carolina	Newark, NJ	FA '20
91	Tuitt, Stephen	DE	6-6	303	5/23/1993	8	Notre Dame	Miami, FL	D2 '14
93	Christmas, Demarcus	DT	6-3	302	7/4/1995	1	Florida State	Sarasota, FL	FA '20
94	Alualu, Tyson	DE	6-3	304	5/12/1987	11	California	Honolulu, HI	UFA '17

Reserve/COVID-19 (5)

26	McFarland Jr., Anthony	RB	5-8	193	3/4/1999	2	Maryland	Hyattsville, MD	D4a '20
27	Allen, Marcus	LB	6-2	215	8/7/1996	2	Penn State	Silver Spring, MD	D5a '18
55	Bush, Devin	LB	5-11	234	7/18/1998	3	Michigan	Pembroke Pines, FL	D1 '19
72	Banner, Zach	OT	6-8	335	12/25/1993	5	USC	Lakewood, WA	FA '19
96	Buggs, Isaiah	DE	6-3	295	8/24/1996	3	Alabama	Ruston, LA	D6b '19

COACHING STAFF

HEAD COACH: Mike Tomlin

ASSISTANTS: John Mitchell (Asst. Head Coach); Keith Butler (Defensive Coordinator); Matt Canada (Offensive Coordinator); Danny Smith (Special Teams Coordinator); Teryl Austin (Senior Defensive Assistant/Secondary); Grady Brown (Secondary); Karl Dunbar (Defensive Line); Eddie Faulkner (Running Backs); Ike Hilliard (Wide Receivers); Denzel Martin (Assistant Outside Linebackers); Chris Morgan (Assistant Offensive Line); Jerry Olavsky (Inside Linebackers); Alfredo Roberts (Tight Ends); Blaine Stewart (Assistant Wide Receivers); Mike Sullivan (Quarterbacks); Matt Tomsho (Quality Control); Garrett Gionmont (Senior Conditioning Coordinator); Marcel Pastoor (Head Strength & Conditioning Coach); Rodain Delus (Strength & Conditioning Assistant)

## QUARTERBACKS (3)

2 Mason Rudolph .....	QB	3 Dwayne Haskins .....	QB
7 Ben Roethlisberger .....	QB		

## RUNNING BACKS (4)

22 Najee Harris .....	RB	24 Benny Snell Jr. ....	RB
29 Kalen Ballage .....	RB	44 Derek Watt .....	FB

## WIDE RECEIVERS (5)

11 Chase Claypool .....	WR	13 James Washington .....	WR
14 Ray-Ray McCloud .....	WR	15 Cody White .....	WR
18 Diontae Johnson .....	WR		

## TIGHT ENDS (3)

81 Zach Gentry .....	TE	87 Kevin Rader .....	TE
88 Pat Freiermuth .....	TE		

## OFFENSIVE LINE (7)

51 Trai Turner .....	G	53 Kendrick Green .....	C
60 J.C. Hassenauer .....	C	65 Dan Moore Jr. ....	OT
71 Joe Haeg .....	T	76 Chukwuma Okorafor .....	OL
77 John Legue .....	OL		

## LINEBACKERS (7)

41 Robert Spillane .....	LB	45 Buddy Johnson .....	LB
48 Derrek Tuszka .....	OLB	54 Ulysees Gilbert III .....	ILB
56 Alex Highsmith .....	LB	90 T.J. Watt .....	LB
93 Joe Schobert .....	LB		

## DEFENSIVE BACKS (10)

20 Cameron Sutton .....	CB	21 Tre Norwood .....	DB
23 Joe Haden .....	CB	25 Ahkello Witherspoon .....	CB
28 Miles Killebrew .....	S	31 Justin Layne .....	CB
34 Terrell Edmunds .....	S	35 Arthur Maulet .....	CB
39 Minkah Fitzpatrick .....	S	42 James Pierre .....	CB

## DEFENSIVE LINE (7)

57 Montravius Adams Sr. ....	DT	73 Carlos Davis .....	DT
92 Isaiahh Loudermilk .....	DE	95 Chris Wormley .....	DL
97 Cameron Heyward .....	DT	98 Taco Charlton .....	DE
99 Henry Mondeaux .....	DE		

## SPECIALISTS (4)

6 Pressley Harvin III .....	P	9 Chris Boswell .....	K
10 Corliss Waitman .....	P	46 Christian Kuntz .....	LS

## 2021 PITTSBURGH STEELERS EXPERIENCE (AS OF JANUARY 3, 2022)

NO	NAME	POS	HT	WT	DOB	AGE	EXP	COLLEGE	HOMETOWN	HOW ACQ	GP	GS	DPN	INA
EIGHTEENTH SEASON (1)														
7	Ben Roethlisberger	QB	6-5	240	03/02/82	39	18	Miami (OH)	Findlay, OH	D1 '04	14	14	0	0
TWELFTH SEASON (1)														
23	Joe Haden	CB	5-11	195	04/14/89	32	12	Florida	Fort Washington, MD	FA '17	10	10	0	5
ELEVENTH SEASON (2)														
97	Cameron Heyward	DT	6-5	295	05/06/89	32	11	Ohio State	Pittsburgh, PA	D1 '11	15	15	0	0
94	Tyson Alualu	DE	6-3	304	05/12/87	34	11	California	Honolulu, HI	UFA '17	2	2	0	0
NINTH SEASON (1)														
38	John Simon	LB	6-2	260	10/14/90	31	9	Ohio State	Youngstown, Ohio	FA-21	3	0	0	3
EIGHTH SEASON (3)														
85	Eric Ebron	TE	6-4	253	04/10/93	28	8	North Carolina	Newark, NJ	UFA '20	8	3	0	2
91	Stephon Tuitt	DE	6-6	303	05/23/93	28	8	Notre Dame	Miami, FL	D2 '14	0	0	0	0
51	Trai Turner	G	6-3	315	06/14/93	28	8	Louisiana State	New Orleans, LA	FA '21	15	15	0	0
SEVENTH SEASON (1)														
9	Chris Boswell	K	6-2	185	03/16/91	30	7	Rice	Fort Worth, TX	FA '15	15	0	0	0
SIXTH SEASON (6)														
67	B.J. Finney	C/G	6-4	318	10/26/91	30	6	Kansas State	Wichita, KS	UDFA '15	7	2	4	2
74	Chaz Green	T	6-5	318	04/08/92	29	6	Florida	Tampa, FL	UFA '21	2	0	1	0
44	Derek Watt	FB	6-2	234	03/11/92	29	6	Wisconsin	Pewaukee, WI	UFA '20	15	3	0	0
71	Joe Haeg	T	6-6	298	03/11/93	28	6	North Dakota State	Lake Shore, MN	UFA '21	10	1	3	0
93	Joe Schobert	LB	6-1	240	11/06/93	28	6	Wisconsin	Waukesha, Wis.	TR '21 (JAX)	15	15	0	0
28	Miles Killebrew	S	6-2	222	05/10/93	28	6	Southern Utah	Henderson, NV	D4 '16	15	0	0	0
FIFTH SEASON (9)														
25	Akello Witherspoon	CB	6-2	195	03/21/95	26	5	Colorado	Sacramento, CA	TR '21 (SEA)	7	1	0	8
35	Arthur Maulet	CB	5-10	190	07/13/93	28	5	Memphis	New Orleans, LA	FA '21	15	2	0	0
20	Cameron Sutton	CB	5-11	188	02/27/95	26	5	Tennessee	Jonesboro, GA	D3a '17	14	14	0	1
95	Chris Wormley	DL	6-5	300	10/25/93	28	5	Michigan	Toledo, OH	TR '20 (BAL)	14	13	1	0
19	Juju Smith-Schuster	WR	6-1	215	11/22/96	25	5	USC	Long Beach, CA	D2 '17	5	5	0	0
57	Montarvis Adams Sr.	DT	6-4	304	07/24/95	26	5	Auburn	FA '21	8	2	0	3	
90	T.J. Watt	LB	6-4	252	10/11/94	27	5	Wisconsin	Pewaukee, WI	DT '17	13	13	0	2
98	Taco Charlton	DE	6-6	270	11/07/94	27	5	Michigan	Pickerington, OH	FA '21	9	2	0	0
72	Zach Banner	OT	6-8	335	12/25/93	28	5	USC	Lakewood, WA	FA '19	6	0	0	3
FOURTH SEASON (9)														
76	Chukwuma Okorafor	OL	6-6	320	08/08/97	24	4	Western Michigan	Southfield, MI	D3b '18	14	14	0	1
13	James Washington	WR	5-11	213	04/02/96	25	4	Oklahoma State	Stamford, TX	D2 '18	14	2	0	1
5	Joshua Dobbs	QB	6-3	210	01/26/95	26	4	Tennessee	Alpharetta, GA	D4 '17	0	0	0	0
29	Kalen Ballage	RB	6-2	231	12/22/95	26	4	Arizona State	Falcon, Colo.	FA '20	15	0	0	0
2	Mason Rudolph	QB	6-5	235	06/17/95	26	4	Oklahoma State	Rock Hill, SC	D3a '18	2	1	13	0
39	Minkah Fitzpatrick	S	6-1	207	11/17/96	25	4	Alabama	Old Bridge, NJ	TR '19 (MIA)	14	14	0	0
19	Rashad Coward	OL	6-5	319	11/06/94	27	4	Old Dominion	Brooklyn, NY	FA '21	0	0	0	1
14	Ray-Ray McCollum	WR	5-9	190	10/15/96	25	4	Clemson	Tampa, FL	FA '20	14	4	0	0
34	Terrell Edmunds	S	6-1	217	01/20/97	24	4	Virginia Tech	Danville, VA	DT '18	15	15	0	0
THIRD SEASON (13)														
24	Benny Snell Jr.	RB	5-10	224	02/26/98	23	3	Kentucky	Columbus, OH	D4 '19	15	0	0	0
55	Devin Bush	LB	5-11	234	07/18/98	23	3	Michigan	Pembroke Pines, FL	DT '19	13	13	0	1
18	Diontae Johnson	WR	5-10	183	07/05/96	25	3	Toledo	Ruskin, FL	D3a '19	14	13	0	1
3	Dwayne Haskins	QB	6-4	230	05/03/97	24	3	Ohio State	Highland Park, NJ	FA '21	0	0	1	14
96	Isaiah Bugbs	DE	6-3	295	08/24/96	25	3	Alabama	Ruston, LA	D6b '19	10	6	0	4
89	Jace Sternberger	TE	6-4	251	06/26/96	25	3	Texas A&M	Kingfisher, Okla.	D3-19	0	0	0	4
49	Jacob Tuitt-Mariner	OLB	6-2	285	07/25/96	25	3	UCLA	Corona, Calif.	PS '18	6	0	0	2
31	Justin Layne	CB	6-2	192	01/12/98	23	3	Michigan State	Cleveland, OH	D3b '19	15	0	0	0
40	Linden Stephens	DB	6-0	193	03/21/95	26	3	Cincinnati	Euclid, OH	FA '21	0	0	0	0
41	Robert Spillane	LB	6-1	229	12/14/95	26	3	Western Michigan	Oak Park, IL	FA '19	12	2	0	2
33	Trey Edmunds	RB	6-2	223	12/30/94	26	3	Maryland	Danville, VA	UDFA '18	1	0	0	0
54	Ulysees Gilbert III	ILB	6-0	230	08/09/97	24	3	Akron	Ocala, FL	D6c '19	15	0	0	0
81	Zach Gentry	TE	6-8	265	09/10/96	25	3	Michigan	Albuquerque, NM	D5 '19	15	10	0	0
SECOND SEASON (11)														
56	Alex Highsmith	LB	6-4	242	08/07/97	24	2	Charlotte	Wilmington, NC	D3 '20	14	14	0	1
26	Anthony McFarland Jr.	RB	5-8	183	03/04/99	22	2	Maryland	Hyattsville, MD	D4a '20	2	0	0	6
73	Carlos Davis	DT	6-2	320	08/22/96	25	2	Nebraska	Blue Springs, MO	D7 '20	3	0	0	7
11	Chase Claypool	WR	6-4	238	07/07/98	23	2	Notre Dame	Abbotsford, British Columbia, Canada	D2 '20	13	11	0	2
FIRST SEASON (6)														
48	Derrick Tuszka	OLB	6-5	246	07/11/96	25	2	North Dakota State	Warner, S.D.	D7b '20	13	0	0	0
99	Henry Mondeaux	DE	6-4	280	09/19/95	26	2	Oregon	Portland, OR	FA '19	13	2	0	0
60	J.C. Hassenaue	C	6-2	295	09/15/95	26	2	Alabama	Woodbury, MN	FA '19	11	1	0	0
42	James Pierre	CB	6-2	185	09/16/96	25	2	Florida Atlantic	Deerfield Beach, FL	UDFA '20	15	4	0	0
49	Kevin Dotson	OL	6-4	321	09/18/96	25	2	Louisiana	Piquette, MI	D4b '20	9	9	0	0
68	Khalil Davis	DT	6-1	308	08/22/96	25	2	Nebraska	Blue Springs, MO	W-21 (TB)	1	0	1	5
27	Marcus Allen	LB	6-2	215	08/07/96	25	2	Penn State	Silver Spring, MD	D5a '18	14	0	0	0
ROOKIE (15)														
45	Christian Kuntz	LS	6-1	228	04/13/94	27	1	Duquesne	Pittsburgh, PA	FA '20	15	0	0	0
16	Cody White	WR	6-3	215	11/28/98	23	1	Michigan State	Novi, MI	FA '20	13	0	0	0
50	Delonate Scott	LB	5-5	246	01/21/97	24	1	SMU	Irving, Texas	FA '20	1	0	0	0
93	Demarcus Christmas	DT	6-3	302	07/04/95	26	1	Florida State	Sarasota, FL	FA '20	0	0	0	0
77	John Legue	OL	6-7	310	04/17/96	25	1	Tulane	Alexandria, LA	FA '20	4	3	1	0
87	Kevin Rader	TE	6-4	250	04/26/95	26	1	Youngstown State	Pittsburgh, PA	FA '19	4	0	0	2
ROOKIE (15)														
45	Buddy Johnson	LB	6-2	240	02/27/99	22	R	Texas A&M	Dallas, TX	D4b '21	4	0	1	10
16	Cameron Nizialek	P	6-2	200	03/10/95	26	R	Georgia			4	0	0	0
10	Corliss Wainman	P	6-2	210	12/31/69	51	R	South Alabama		UDFA '20	0	0	0	0
83	Damon Willis	WR	6-3	204	06/20/97	24	R	Troy			0	0	0	0
65	Dan Moore Jr.	OT	6-5	315	09/28/98	23	R	Texas A&M	Beaumont, TX	D4a '21	15	15	0	0
61	Daniel Archibong	DL	6-6	307	09/12/97	24	R	Temple	Springfield, Pa.	FA '21	2	0	0	0
37	Donovan Stiner	S	6-2	210	02/11/99	22	R	Florida	Houston, TX	UDFA '21	0	0	0	0
92	Isaiah Loundermilk	DE	6-7	240	10/10/97	24	R	Wisconsin	Howard, KN	D5 '21	13	1	0	2
93	Kendrick Green	C	6-4	315	12/22/98	23	R	Illinois	Peoria, IL	D3 '21	15	15	0	0
64	Malcolm Prigden	G	6-7	310	01/20/95	26	R	Ohio State	Central Islip, N.Y.	FA '21	0	0	0	0
22	Najee Harris	RB	6-1	232	03/09/98	23	R	Alabama	Antioch, CA	DT '21	15	15	0	0
88	Pat Freiermuth	TE	6-5	258	10/25/98	23	R	Penn State	Merrimac, MA	D2 '21	14	9	0	1
6	Pressley Harvin III	P	6-0	255	09/17/98	23	R	Georgia Tech	Alcolu, SC	D7b '21	14	0	0	1
21	Tre Norwood	DB	6-0	194	04/19/99	22	R	Oklahoma	Fort Smith, AR	D7a '21	15	3	0	0
80	Tyler Vaughns	WR	6-2	184	06/01/97	24	R	USC	Pasadena, CA	FA '21	0	0	0	0

YEAR	DRAFTTEES (25)	FREE AGENTS (19)	COLLEGE FREE AGENTS (1)	TRADES/WAIVERS (4)
2021	RB Najee Harris (1) TE Pat Freiermuth (2) C Kendrick Green (3) OT Dan Moore Jr. (4a) LB Buddy Johnson (4b) DE Isaiahh Loudermilk (5) DB Tre Norwood (7a) P Pressley Harvin III (7b)	DT Montravius Adams Sr. (FA '21) RB Kalen Ballage (FA '20) T Joe Haeg (UFA '21) QB Dwayne Haskins (FA '21) CB Arthur Maulet (FA '21) G Trai Turner (FA '21) OLB Derrek Tuszka (D7b '20)		LB Joe Schobert (TR '21 JAX) CB Ahkello Witherspoon (TR '21 SEA)
2020	WR Chase Claypool (2) LB Alex Highsmith (3) DT Carlos Davis (7)	DE Taco Charlton (FA '21) LS Christian Kuntz (FA '20) OL John Leglue (FA '20) WR Ray-Ray McCloud (FA '20) FB Derek Watt (UFA '20) WR Cody White (FA '20)	CB James Pierre (UDFA '20)	DL Chris Wormley (TR '20 BAL)
2019	WR Diontae Johnson (3) CB Justin Layne (3) RB Benny Snell Jr. (4) TE Zach Gentry (5) ILB Ulysees Gilbert III (6)	C J.C. Hassenauer (FA '19) DE Henry Mondeaux (FA '19) TE Kevin Rader (FA '19) LB Robert Spillane (FA '19)		S Minkah Fitzpatrick (TR '19 MIA)
2018	S Terrell Edmunds (1) WR James Washington (2) OL Chukwuma Okorafor (3) QB Mason Rudolph (3)			
2017	LB T.J. Watt (1) CB Cameron Sutton (3)	CB Joe Haden (FA '17)		
2016	S Miles Killebrew (4)			
2015		K Chris Boswell (FA '15)		
2011	DT Cameron Heyward (1)			
2004	QB Ben Roethlisberger (1)			

(As of December 28, 2021)			
OFFENSE			
WR	13 James Washington	14 Ray-Ray McCloud	
WR	18 Diontae Johnson	15 Cody White	
WR	11 Chase Claypool	15 Cody White	
LT	65 <u>Dan Moore Jr.</u>	71 Joe Haeg	
LG	77 John Leglue		
C	53 <u>Kendrick Green</u>	67 B.J. Finney	77 John Leglue
RG	51 Trai Turner	67 B.J. Finney	
RT	76 Chukwuma Okorafor	72 Zach Banner	
TE	88 <u>Pat Freiermuth</u>	81 Zach Gentry	
QB	7 Ben Roethlisberger	2 Mason Rudolph	3 Dwayne Haskins
RB	22 <u>Najee Harris</u>	24 Benny Snell Jr.	29 Kalen Ballage
			26 Anthony McFarland Jr.
FB	44 Derek Watt		

DEFENSE			
DT	97 Cameron Heyward	92 <u>Isaiah Loundermilk</u>	
DE	95 Chris Wormley	57 Montravius Adams Sr.	
NT	99 Henry Mondeaux	96 Isaiah Buggs	
LOLB	90 T.J. Watt	98 Taco Charlton	48 Derrek Tuszka
LILB	55 Devin Bush	27 Marcus Allen	54 Ulysees Gilbert III
RILB	93 Joe Schobert	41 Robert Spillane	45 <u>Buddy Johnson</u>
ROLB	56 Alex Highsmith	98 Taco Charlton	48 Derrek Tuszka
LCB	23 Joe Haden	31 Justin Layne	25 Ahkello Witherspoon
RCB	20 Cameron Sutton	42 James Pierre	35 Arthur Maulet
SS	34 Terrell Edmunds	28 Miles Killebrew	
FS	39 Minkah Fitzpatrick	21 <u>Tre Norwood</u>	

SPECIALISTS			
K	9 Chris Boswell		
H	6 <u>Pressley Harvin III</u>		
P	6 <u>Pressley Harvin III</u>		
LS	46 Christian Kuntz		
PR	14 Ray-Ray McCloud	18 Diontae Johnson	42 James Pierre
KR	14 Ray-Ray McCloud	24 Benny Snell Jr.	42 James Pierre

PRONUNCIATION GUIDE			
Kalen Ballage	bull-ahGE	Chukwuma Okorafor	Chuck-WOO-muh oh-KOR-uh-for
Pat Freiermuth	Friar-mooth	Ben Roethlisberger	Roth-lis-ber-ger
Najee Harris	NAH-je	Joe Schobert	SHOW-bert
Miles Killebrew	KILLA-brew	Robert Spillane	Spuh-LANE
John Leglue	Leg-LOU	Derrek Tuszka	TUSS-kuh
Arthur Maulet	mah-LETT	Ahkello Witherspoon	uh-KELL-oh
Henry Mondeaux	Mahn-doe		

DATE	POS.	PLAYER	TRANSACTION	POS.	PLAYER	TRANSACTION
12/27	WR	Anthony Miller	Placed on Practice Squad/COVID 19 List	S	Karl Joseph	Placed on Practice Squad/COVID 19 List
12/25	P	Corliss Waitman	Signed to the 53-man roster	P	Cameron Nizialek	Signed to Practice Squad
	P	Cameron Nizialek	Elevated to Active/Inactive Roster	G	Rashaad Coward	Elevated to Active/Inactive Roster as COVID-19 Replacements
	RB	Trey Edmunds	Elevated to Active/Inactive Roster as COVID-19 Replacements	LB	John Simon	Elevated to Active/Inactive Roster as COVID-19 Replacements
	C	J.C. Hassenauer	Activated from Reserve/Injured List	WR	Steven Sims Sr.	Placed on Practice Squad/COVID 19 List
12/22	LB	Marcus Allen	Placed on Reserve/COVID 19 List	T	Zach Banner	Placed on Reserve/COVID 19 List
12/21	G	Nate Gilliam	Signed to Practice Squad			
12/20	DB	Isaiah Johnson	Released from Practice Squad	DB	Linden Stephens	Activated from the Practice Squad/COVID list
	G	Malcolm Pridgeon	Placed on Practice Squad/COVID 19 List			
12/18	G	Rashaad Coward	Elevated to Active/Inactive Roster			
12/15	G	B.J. Finney	Placed on Reserve/Injured List			
12/14	DB	Isaiah Johnson	Signed to Practice Squad			
12/13	T	Joe Haeg	Activated from the Reserve/COVID list	LB	John Simon	Signed to Practice Squad
	K	Sam Sloman	Released from Practice Squad	DB	Linden Stephens	Placed on Practice Squad/COVID 19 List
12/10	LS	Rex Sunahara	Released from Practice Squad	K	Drue Chrisman	Released from Practice Squad
	DB	Linden Stephens	Signed to Practice Squad	WR	Tyler Vaughns	Signed to Practice Squad
12/9	T	Chaz Green	Elevated to the Active/Inactive Roster	G	Rashaad Coward	Elevated to the Active/Inactive Roster
12/8	P	Drue Chrisman	Signed to Practice Squad	LS	Rex Sunahara	Signed to Practice Squad
	DB	Linden Stephens	Released from Practice Squad	WR	Tyler Vaughns	Released from Practice Squad
12/6	LB	Robert Spillane	Activated from the Reserve/COVID list			
12/4	LB	T.J. Watt	Activated from the Reserve/COVID list	DT	Carlos Davis	Activated from the Reserve/Injured list
	OL	Chaz Green	Elevated to the Active/Inactive Roster as a COVID-19 replacement			
12/2	LB	Robert Spillane	Placed on Reserve/COVID 19 List			
12/1	WR	Ray-Ray McCloud III	Activated from the Reserve/COVID list	OT	Joe Haeg	Placed on Reserve/COVID 19 List
11/30	DT	Montravius Adams	Signed to the 53-man roster			
11/29	LB	T.J. Watt	Placed on Reserve/COVID 19 List			
11/27	T	John Leglue	Promoted to 53-man Roster	DL	Daniel Archibong	Elevated to the Active/Inactive Roster
	WR	Anthony Miller	Elevated to the Active/Inactive Roster	K	Sam Sloman	Signed to Practice Squad
	G	J.C. Hassenauer	Placed on Reserve/Injured List	TE	Eric Ebron	Placed on Reserve/Injured List
11/25	S	Minkah Fitzpatrick	Activated from the Reserve/COVID-19 List			
11/23	TE	Kevin Rader	Promoted to 53-man Roster	G	Rashaad Coward	Signed to Practice Squad
	TE	Jace Sternberger	Signed to Practice Squad	WR	Ray-Ray McCloud III	Placed on Reserve/COVID-19 List
11/20	QB	Ben Roethlisberger	Activated from the Reserve/COVID-19 List	S	Karl Joseph	Elevated to the Active/Inactive Roster as a COVID-19 replacement
	DL	Daniel Archibong	Elevated to the Active/Inactive Roster	LB	Delontae Scott	Elevated to the Active/Inactive Roster
	G	Kevin Dotson	Placed on Reserve/Injured List			
11/15	S	Minkah Fitzpatrick	Placed on Reserve/COVID-19 List	QB	James Morgan	Signed to Practice Squad
	NT	Isaiah Mack	Released from Practice Squad			
11/14	QB	Ben Roethlisberger	Placed on Reserve/COVID-19 List			
11/13	WR	Steven Sims Sr.	Elevated to the Active/Inactive Roster			
11/11	LB	Jacob Tuitt-Mariner	Signed to Practice Squad			
11/9	K	Josh Lambo	Released from Practice Squad			
11/8	TE	Kevin Rader	Elevated to the Active/Inactive Roster			
11/2	LB	Taco Charlton	Promoted to 53-man Roster	K	Josh Lambo	Signed to Practice Squad
	DT	Khalil Davis	Signed to Practice Squad	DL	Chris Slayton	Released from Practice Squad
	LB	Melvin Ingram III	Traded to Kansas City for 2022 sixth-round draft pick			
10/30	DE	Taco Charlton	Elevated to Active/Inactive Roster			
10/16	WR	Julu Smith-Schuster	Reserve/Injured List	OT	Zach Banner	Elevated to Active/Inactive Roster
	WR	Julu Smith-Schuster	Placed on Reserve/Injured List	LT	Zach Banner	Activated off Reserve/Injured Designated for Return List
10/13	CB	Linden Stephens	Signed to Practice Squad			
10/12	NT	Eli Ankou	Released from Practice Squad	WR	Anthony Miller	Signed to Practice Squad
	DT	Isaiah Mack	Signed to Practice Squad			
10/9	G	Rashaad Coward	Released	WR	Cody White	Promoted to Active Roster
	S	Karl Joseph	Elevated to Active/Inactive Roster			
10/4	NT	Eli Ankou	Signed to Practice Squad			
10/2	WR	Cody White	Elevated to Active/Inactive Roster	OT	Chaz Green	Elevated to Active/Inactive Roster
9/28	LB	Derrek Tuszka	Promoted to Active Roster	LB	Jamir Jones	Released
9/25	LB	Derrek Tuszka	Elevated to Active/Inactive Roster	WR	Cody White	Elevated to Active/Inactive Roster
9/20	DL	Tyson Alualu	Placed on Reserve/Injured List	DL	Henry Mondeaux	Promoted to Active Roster
	LB	Taco Charlton	Signed to Practice Squad			
9/10	LB	T.J. Watt	Signed to five-year contract			
9/3	CB	Akhello Witherspoon	Acquired from Seattle for 2023 fifth-round draft pick	DE	Henry Mondeaux	Released
9/1	WR	Rico Bussey	Signed to Practice Squad	WR	Cody White	Signed Practice Squad
	RB	Trey Edmunds	Signed to Practice Squad	RB	Jaylen Samuels	Signed Practice Squad
	OL	Chaz Green	Signed Practice Squad	OL	John Leglue	Signed Practice Squad
	TE	Kevin Rader	Signed Practice Squad	DB	Mark Gilbert	Signed Practice Squad
	DB	Donovan Stiner	Signed Practice Squad	WR	Steven Sims Sr.	Signed Practice Squad
	OL	Malcolm Pridgeon	Signed Practice Squad	LB	Derrek Tuszka	Signed Practice Squad
	DL	Daniel Archibong	Signed to Practice Squad	S	Karl Joseph	Signed Practice Squad
	OL	Zach Banner	Reserve/Injured List	RB	Anthony McFarland Jr.	Reserve/Injured List
	DE	Stephon Tuitt	Reserve/Injured List	G	Rashaad Coward	Promoted to Active/Inactive Roster
	OL	B.J. Finney	Promoted to Active/Inactive Roster	DB	Arthur Maulet	Promoted to Active Roster
8/31	WR	Rico Bussey	Released	WR	Cody White	Released
	RB	Trey Edmunds	Released	RB	Jaylen Samuels	Released
	G	Rashaad Coward	Released	OL	B.J. Finney	Released
	OL	Chaz Green	Released	OL	John Leglue	Released
	TE	Kevin Rader	Released	LB	Cassius Marsh	Released
	LB	Quincy Roche	Released	LB	Jamar Watson	Released
	DB	Mark Gilbert	Released	DB	Arthur Maulet	Released
	DB	Donovan Stiner	Released	P	Jordan Berry	Released
	LS	Kameron Canaday	Released	QB	Joshua Dobbs	Reserve/Injured List
8/28	TE	Marcus Baugh	Released	RB	Tony Brooks-James	Released
	CB	Shakur Brown	Released	DL	T.J. Carter	Released
	WR	Anthony Johnson	Released	CB	Lafayette Pitts	Released
	G	Malcolm Pridgeon	Released	WR	Mathew Sexton	Released
	S	Lamont Wade	Released			

8/24	S	Antoine Brooks Jr.	Waived/Injured	LB	Calvin Bundage	Released
	RB	Pete Guerriero	Released	OL	Aviante Collins	Released
	WR	Tyler Simmons	Released			
8/17	K	Sam Sloman	Released	DB	Stephen Denmark	Released
	DL	Abdullah Anderson	Released	OL	Brandon Walton	Released
	WR	Isaiah McKoy	Released			
8/14	LB	Tegray Scales	Waived	LB	Joe Schobert	Acquired from Jacksonville for a 2022 sixth-round draft pick
8/9	DL	Calvin Taylor	Waived/Injured	G	Malcolm Pridgeon	Signed
8/8	RB	Pete Guerriero	Signed			
8/6	DB	Lafayette Pitts	Signed			
8/4	OT	Anthony Coyle	Waived/Injured	DB	DeMarkus Acy	Waived/Injured
8/3	LB	Jarvis Miller	Released	RB	Tony Brooks-James	Signed
7/30	TE	Dax Raymond	Waived/Injured	TE	Marcus Baugh	Signed
7/22	LB	Calvin Bundage	Signed			
7/21	LB	Vince Williams	Retired	C	Kendrick Green	Signed
7/20	OT	Chaz Green	Signed to one-year contract	LB	Melvin Ingram III	Signed to one-year contract
7/1	DT	Demarcus Christmas	Waived/Injured	K	Sam Sloman	Signed to one-year contract
6/25	G	Trai Turner	Signed to one-year contract			
6/24	G	David DeCastro	Released			
5/25	TE	Pat Freiermuth	Signed	RB	Najee Harris	Signed
5/18	LB	Buddy Johnson	Signed	OT	Dan Moore Jr.	Signed
5/15	P	Pressley Harvin III	Signed	DB	Tre Norwood	Signed
	LB	Quincy Roche	Signed	DE	Isaiahh Loudermilk	Signed
5/7	CB	Trevor Williams	Waived	S	John Battle	Waived
	S	Arthur Maulet	Signed to one-year contract			
5/3	P	Corliss Waitman	Waived	TE	Charles Jones	Waived
	CB	DeMarkus Acy	Signed to one-year contract			
5/1	LB	Calvin Bundage	Agreed to terms with undrafted rookie free agent	LB	Jamar Watson	Agreed to terms with undrafted rookie free agent
	CB	Mark Gilbert	Agreed to terms with undrafted rookie free agent	CB	Shakur Brown	Agreed to terms with undrafted rookie free agent
	S	Donovan Stiner	Agreed to terms with undrafted rookie free agent	S	Lamont Wade	Agreed to terms with undrafted rookie free agent
	WR	Isaiah McKoy	Agreed to terms with undrafted rookie free agent	WR	Rico Bussey	Agreed to terms with undrafted rookie free agent
	P	Pressley Harvin III	Drafted in the 7th round of the 2021 NFL Draft (254th overall)	S	Tre Norwood	Drafted in the 7th round of the 2021 NFL Draft (245th overall)
	LB	Quincy Roche	Drafted in the 6th round of the 2021 NFL Draft (216th overall)	DE	Isaiahh Loudermilk	Drafted in the 5th round of the 2021 NFL Draft (156th overall)
	LB	Buddy Johnson	Drafted in the 4th round of the 2021 NFL Draft (140th overall)	OT	Dan Moore Jr.	Drafted in the 4th round of the 2021 NFL Draft (128th overall)
4/30	OL	Kendrick Green	Drafted in the 3rd round of the 2021 NFL Draft (87th overall)	TE	Pat Freiermuth	Drafted in the 2nd round of the 2021 NFL Draft (55th overall)
4/29	QB	Mason Rudolph	Signed to one-year contract extension through 2022	RB	Najee Harris	Drafted in the 1st round of the 2021 NFL Draft (24th overall)
4/19	QB	Joshua Dobbs	Signed to one-year contract			
4/15	LB	Vince Williams	Signed to one-year contract			
4/9	DE	T.J. Carter	Signed			
4/7	LB	Jamir Jones	Signed			
4/1	DL	Tyson Alualu	Signed to two-year contract			
3/31	LB	Jarvis Miller	Signed	WR	Mathew Sexton	Signed
3/30	OL	Rashaad Coward	Signed to one-year contract	RB	Kalen Ballage	Signed to one-year contract
3/29	P	Jordan Berry	Signed to one-year contract			
3/24	LB	Robert Spillane	Signed to one-year contract	OL	Joe Haeg	Signed to one-year contract
	DB	Miles Killebrew	Signed to one-year contract	LB	Cassius Marsh	Signed to one-year contract
3/23	CB	Steven Nelson	Terminated contract			
3/22	WR	Tyler Simmons	Signed to one-year contract	DE	Chris Wormley	Signed to two-year contract
3/20	CB	Cameron Sutton	Signed to two-year contract			
3/19	WR	Julu Smith-Schuster	Signed to one-year contract			
3/18	OL	Zach Banner	Signed to two-year contract			
3/16	LB	Vince Williams	Terminated contract			
3/12	OL	B.J. Finney	Signed to one-year contract			
3/11	WR	Ray-Ray McCloud III	Signed to one-year contract			
3/9	LB	Marcus Allen	Signed to one-year contract			
3/8	OL	J.C. Hassenauer	Signed to one-year contract			
2/12	C	Maurkice Pouncey	Retired			
2/2	OT	Aviante Collins	Signed Reserve/Future contract			
1/22	TE	Vance McDonald	Retired			
1/21	DB	Stephen Denmark	Signed Reserve/Future contract	TE	Charles Jones	Signed Reserve/Future contract
	TE	Dax Raymond	Signed Reserve/Future contract	QB	Dwayne Haskins Jr.	Signed Reserve/Future contract
1/15	RB	Trey Edmunds	Signed Reserve/Future contract	OT	Jarron Jones	Signed Reserve/Future contract
1/14	LB	Tegray Scales	Signed Reserve/Future contract	DT	Demarcus Christmas	Signed Reserve/Future contract
	DE	Calvin Taylor	Signed Reserve/Future contract	P	Corliss Waitman	Signed Reserve/Future contract
	LS	Christian Kuntz	Signed Reserve/Future contract	OT	John Legue	Signed Reserve/Future contract
	CB	Trevor Williams	Signed Reserve/Future contract	WR	Anthony Johnson	Signed Reserve/Future contract
	WR	Cody White	Signed Reserve/Future contract	TE	Kevin Rader	Signed Reserve/Future contract
	T	Anthony Coyle	Signed Reserve/Future contract	T	Brandon Walton	Signed Reserve/Future contract
	S	John Battle	Signed Reserve/Future contract			





# MONTRAVIUS ADAMS SR. DEFENSIVE TACKLE

HEIGHT: 6-4  
 WEIGHT: 304  
 COLLEGE: Auburn  
 BORN: Jul. 24, 1995 (26)  
 HOW ACQUIRED: FA '21  
 NFL EXPERIENCE: 5th year

## REGULAR SEASON COMPARISON: DEFENSIVE - CLEVELAND BROWNS

DATE	OPP	W/L	GP/GS	TOT	TACKLES SOLO	ASST	SACK	YDS.	INT	TFL	PD	QBH	TD	MISC FF	FR
12/10/17	GB @ CLV	W	P	1	1	0	0.0	0.0	0	0	0	0	0	0	0
TOTALS		1/0	1/0	1	1	0	0.0	0.0	0	0	0	0	0	0	0

## MONTRAVIUS ADAMS SR.'S NFL REGULAR SEASON DEFENSIVE STATISTICS

DATE	TEAM	GP	GS	TK	S	A	TACKLES			INTERCEPTIONS				O. FUMB				ST			MISC		
							TFL	YDS	SK	YDS	QBH	NO	YDS	LG	TD	PD	FF	FR	TD	YDS	TK	S	A
2017	Packers	7	0	2	1	1	0	0.0	0.0	0.0	1	0	0	0	0	0	0	0	0	0	0	0	0
2018	Packers	16	1	20	11	9	1	2	1.5	3.5	0	0	0	0	0	1	0	0	0	0	0	0	0
2019	Packers	14	2	11	4	7	0	0	0.0	0.0	2	0	0	0	3	1	1	0	0	0	0	0	0
2020	Packers	8	0	11	6	5	2	1	0.0	0.0	0	0	0	0	0	0	0	0	0	0	0	0	0
2021	Patriots	0	0	0	0	0	0	0	0.0	0.0	0	0	0	0	0	0	0	0	0	0	0	0	0
2021	Saints	5	1	7	1	6	Went from New England to New Orleans.																
							1	2	0.0	0.0	0	0	0	0	0	1	0	0	0	0	0	0	0
2021	Steelers	3	1	6	4	2	Went from New Orleans to Pittsburgh.																
							1	3	0.0	0.0	3	0	0	0	1	0	0	0	0	0	0	0	0
2021	TOTAL	8	2	13	5	8	2	5	0.0	0.0	3	0	0	2	0	0	0	0	0	0	0	0	0
NFL TOTALS		53	5	57	27	30	5	8	1.5	3.5	6	0	0	0	5	1	1	0	0	0	0	0	0

## MONTRAVIUS ADAMS SR.'S NFL POSTSEASON DEFENSIVE STATISTICS

		TACKLES										INTERCEPTIONS					O. FUMBLE					ST				MISC		
DATE	TEAM	GP	GS	TK	S	A	TFL	YDS	SK	YDS	QBH	NO	YDS	LG	TD	PD	FF	FR	TD	YDS	TK	S	A	FF	FR	S	A	
2019	Packers	2	0	0	0	0	0	0	0.0	0.0	0	1	0	0	0	0	0	0	0	0	0	0	0	0	0	0	0	0
2020	Packers	0	0	0	0	0	0	0	0.0	0.0	0	0	0	0	0	0	0	0	0	0	0	0	0	0	0	0	0	0
NFL TOTALS		2	0	0	0	0	0	0	0.0	0.0	1	0	0	0	0	0	0	0	0	0	0	0	0	0	0	0	0	0

## SINGLE-GAME HIGHS: DEFENSIVE

Total Tackles	7 vs. Detroit Lions, Dec 30, 2018	Forced Fumbles	1 at Chicago Bears, Dec 16, 2018
	5 at Los Angeles Chargers, Nov 03, 2019	Fumble Recoveries	1 vs. Carolina Panthers, Nov 10, 2019
Sacks	1.0 vs. Miami Dolphins, Nov 11, 2018	Tackles For Loss	2 at New York Jets, Dec 23, 2018
	0.5 at Chicago Bears, Dec 16, 2018		2 at Chicago Bears, Dec 16, 2018
Passes Defensed	1 vs. Carolina Panthers, Nov 10, 2019		
	1 at Kansas City Chiefs, Oct 27, 2019		
	...1 more at 1.		

## 2021 GAME-BY-GAME REGULAR-SEASON STATISTICS (PATRIOTS/SAINTS/STEELERS)

DATE	OPPONENT	P/S	TACKLES								INTERCEPTIONS				O. FUMB				ST				MISC				W/L	SCORE
			TK	S	A	SK	YDS	TFL	YDS	QBH	NO	YDS	LG	TD	PD	FF	FR	TD	YDS	TK	S	A	FF	FR	S	A		
09/12	Dolphins		DID NOT PLAY																								L	16-17
			Went from Patriots to Saints.																									
09/19	at Panthers		ON INACTIVE LIST																								L	7-26
09/26	at Patriots	P	1	0	1	0.0	0.0	0	0	0	0	0	0	0	0	0	0	0	0	0	0	0	0	0	0	W	28-13	
10/03	Giants		ON INACTIVE LIST																								L	21-27+
10/10	at Washington	P	3	1	2	0.0	0.0	1	2	0	0	0	0	1	0	0	0	0	0	0	0	0	0	0	0	W	33-22	
10/25	at Seahawks	S	2	0	2	0.0	0.0	0	0	0	0	0	0	0	0	0	0	0	0	0	0	0	0	0	0	W	13-10	
10/31	Buccaneers	P	1	0	1	0.0	0.0	0	0	0	0	0	0	0	0	0	0	0	0	0	0	0	0	0	0	W	36-27	
11/07	Falcons		ON INACTIVE LIST																								L	25-27
11/14	at Titans	P	0	0	0	0.0	0.0	0	0	0	0	0	0	0	0	0	0	0	0	0	0	0	0	0	0	L	21-23	
11/21	at Eagles		PRACTICE SQUAD																								L	29-40
11/25	Bills		PRACTICE SQUAD																								L	6-31
			Went from Saints to Steelers.																									
12/05	Ravens	S	2	1	1	0.0	0.0	0	0	0	0	0	0	0	0	0	0	0	0	0	0	0	0	0	0	W	20-19	
12/09	at Vikings	P	2	1	1	0.0	0.0	1	3	2	0	0	0	0	0	0	0	0	0	0	0	0	0	0	0	L	28-36	
12/19	Titans		RESERVE/COVID-19																								W	19-13
12/26	at Chiefs	P	2	2	0	0.0	0.0	0	0	1	0	0	0	0	0	0	0	0	0	0	0	0	0	0	0	L	10-36	
2021 TOTALS		8-2	13	5	8	0.0	0.0	2	5	3	0	0	0	0	2	0	0	0	0	0	0	0	0	0	0	6-9		

+ - Overtime

2020 GAME-BY-GAME REGULAR-SEASON STATISTICS (PACKERS)

DATE	OPPONENT	P/S	TACKLES							INTERCEPTIONS					O. FUMB			ST			MISC		W/L	SCORE				
			TK	S	A	SK	YDS	TFL	YDS	QBH	NO	YDS	LG	TD	PD	FF	FR	TD	YDS	TK	S	A			FF	FR	S	A
09/13	at Vikings									GAME INACTIVE/INJURY																W	43-34	
09/20	Lions	P	1	0	1	0.0	0.0	0	0	0	0	0	0	0	0	0	0	0	0	0	0	0	0	0	0	0	W	42-21
09/27	at Saints	P	1	0	1	0.0	0.0	0	0	0	0	0	0	0	0	0	0	0	0	0	0	0	0	0	0	0	W	37-30
10/05	Falcons	P	1	0	1	0.0	0.0	0	0	0	0	0	0	0	0	0	0	0	0	0	0	0	0	0	0	0	W	30-16
10/18	at Buccaneers	P	4	3	1	0.0	0.0	1	0	0	0	0	0	0	0	0	0	0	0	0	0	0	0	0	0	0	L	10-38
10/25	at Texans	P	1	0	1	0.0	0.0	0	0	0	0	0	0	0	0	0	0	0	0	0	0	0	0	0	0	0	W	35-20
11/01	Vikings	P	0	0	0	0.0	0.0	0	0	0	0	0	0	0	0	0	0	0	0	0	0	0	0	0	0	0	L	22-28
11/05	at 49ers	P	2	2	0	0.0	0.0	1	1	0	0	0	0	0	0	0	0	0	0	0	0	0	0	0	0	0	W	34-17
11/15	Jaguars	P	1	1	0	0.0	0.0	0	0	0	0	0	0	0	0	0	0	0	0	0	0	0	0	0	0	0	W	24-20
11/22	at Colts									GAME INACTIVE/INJURY																L	31-34+	
11/29	Bears									INJURED RESERVE																W	41-25	
12/06	Eagles									INJURED RESERVE																W	30-16	
12/13	at Lions									INJURED RESERVE																W	31-24	
12/19	Panthers									INJURED RESERVE																W	24-16	
12/27	Titans									INJURED RESERVE																W	40-14	
01/03	at Bears									INJURED RESERVE																W	35-16	
2020 TOTALS		8-0	11	6	5	0.0	0.0	2	1	0	0	0	0	0	0	0	0	0	0	0	0	0	0	0	0	0	13-3	
+- Overtime																												

2019 GAME-BY-GAME REGULAR-SEASON STATISTICS (PACKERS)

DATE	OPPONENT	P/S	TACKLES								INTERCEPTIONS				O. FUMB				ST				MISC		W/L	SCORE		
			TK	S	A	SK	YDS	TFL	YDS	QBH	NO	YDS	LG	TD	PD	FF	FR	TD	YDS	TK	S	A	FF	FR			S	A
09/05	at Bears	S	1	1	0	0.0	0.0	0	0	0	0	0	0	0	0	0	0	0	0	0	0	0	0	0	0	W	10-3	
09/15	Vikings	S	1	0	1	0.0	0.0	0	0	0	0	0	0	0	0	0	0	0	0	0	0	0	0	0	0	W	21-16	
09/22	Broncos										GAME INACTIVE/INJURY																W	27-16
09/26	Eagles										GAME INACTIVE/INJURY																L	27-34
10/06	at Cowboys	P	0	0	0	0.0	0.0	0	0	0	0	0	0	0	0	0	0	0	0	0	0	0	0	0	0	W	34-24	
10/14	Lions	P	0	0	0	0.0	0.0	0	0	0	0	0	0	1	0	0	0	0	0	0	0	0	0	0	0	W	23-22	
10/20	Raiders	P	2	1	1	0.0	0.0	0	0	0	0	0	0	0	0	0	0	0	0	0	0	0	0	0	0	W	42-24	
10/27	at Chiefs	P	0	0	0	0.0	0.0	0	0	0	0	0	0	1	0	0	0	0	0	0	0	0	0	0	0	W	31-24	
11/03	at Chargers	P	3	1	2	0.0	0.0	0	0	0	0	0	0	0	0	0	0	0	0	0	0	0	0	0	0	L	11-26	
11/10	Panthers	P	2	1	1	0.0	0.0	0	0	0	0	0	0	1	0	1	0	0	0	0	0	0	0	0	0	W	24-16	
11/24	at 49ers	P	1	0	1	0.0	0.0	0	0	0	0	0	0	0	0	0	0	0	0	0	0	0	0	0	0	L	8-37	
12/01	at Giants	P	1	0	1	0.0	0.0	0	0	0	0	0	0	0	0	0	0	0	0	0	0	0	0	0	0	W	31-13	
12/08	Washington	P	0	0	0	0.0	0.0	0	0	0	0	0	0	0	0	0	0	0	0	0	0	0	0	0	0	W	20-15	
12/15	Bears	P	0	0	0	0.0	0.0	0	0	0	0	0	0	0	0	0	0	0	0	0	0	0	0	0	0	W	21-13	
12/23	at Vikings	P	0	0	0	0.0	0.0	0	0	0	0	0	0	0	0	0	0	0	0	0	0	0	0	0	0	W	23-10	
12/29	at Lions	P	0	0	0	0.0	0.0	0	0	0	0	0	0	0	0	0	0	0	0	0	0	0	0	0	0	W	23-20	
2019 TOTALS			14-2	11	4	7	0.0	0.0	0	0	0	0	0	0	3	0	1	0	0	0	0	0	0	0	0	0	13-3	

2018 GAME-BY-GAME REGULAR-SEASON STATISTICS (PACKERS)

DATE	OPPONENT	P/S	TACKLES								INTERCEPTIONS				O. FUMB				ST				MISC		W/L	SCORE		
			TK	S	A	SK	YDS	TFL	YDS	QBH	NO	YDS	LG	TD	PD	FF	FR	TD	YDS	TK	S	A	FF	FR			S	A
09/09	Bears	P	1	1	0	0.0	0.0	0	0	0	0	0	0	0	0	0	0	0	0	0	0	0	0	0	0	W	24-23	
09/16	Vikings	P	0	0	0	0.0	0.0	0	0	0	0	0	0	0	0	0	0	0	0	0	0	0	0	0	0	T	29-29	
09/23	at Washington	P	0	0	0	0.0	0.0	0	0	0	0	0	0	0	0	0	0	0	0	0	0	0	0	0	0	L	17-31	
09/30	Bills	P	0	0	0	0.0	0.0	0	0	0	0	0	0	0	0	0	0	0	0	0	0	0	0	0	0	W	22-0	
10/07	at Lions	P	0	0	0	0.0	0.0	0	0	0	0	0	0	0	0	0	0	0	0	0	0	0	0	0	0	L	23-31	
10/15	49ers	P	0	0	0	0.0	0.0	0	0	0	0	0	0	0	0	0	0	0	0	0	0	0	0	0	0	W	33-30	
10/28	at Rams	P	1	0	1	0.0	0.0	0	0	0	0	0	0	0	0	0	0	0	0	0	0	0	0	0	0	L	27-29	
11/04	at Patriots	P	0	0	0	0.0	0.0	0	0	0	0	0	0	0	0	0	0	0	0	0	0	0	0	0	0	L	17-31	
11/11	Dolphins	P	1	1	0	1.0	2.0	1	2	1	0	0	0	0	0	0	0	0	0	0	0	0	0	0	0	W	31-12	
11/15	at Seahawks	P	0	0	0	0.0	0.0	0	0	0	0	0	0	0	0	0	0	0	0	0	0	0	0	0	0	L	24-27	
11/25	at Vikings	P	3	2	1	0.0	0.0	0	0	0	0	0	0	0	0	0	0	0	0	0	0	0	0	0	0	L	17-24	
12/02	Cardinals	P	1	1	0	0.0	0.0	0	0	0	0	0	0	0	0	0	0	0	0	0	0	0	0	0	0	L	17-20	
12/09	Falcons	P	1	1	0	0.0	0.0	0	0	0	0	0	0	0	0	0	0	0	0	0	0	0	0	0	0	W	34-20	
12/16	at Bears	P	3	2	1	0.5	1.5	0	0	1	0	0	0	0	1	0	0	0	0	0	0	0	0	0	0	L	17-24	
12/23	at Jets	S	2	0	2	0.0	0.0	0	0	0	0	0	0	0	0	0	0	0	0	0	0	0	0	0	0	W	44-38+	
12/30	Lions	P	7	3	4	0.0	0.0	0	0	0	0	0	0	0	0	0	0	0	0	0	0	0	0	0	0	L	0-31	
2018 TOTALS			16-1	20	11	9	1.5	3.5	1	2	2	0	0	0	0	1	0	0	0	0	0	0	0	0	0	6-9-1		
+ Overtime																												

2017 GAME-BY-GAME REGULAR-SEASON STATISTICS (PACKERS)


DATE	OPPONENT	P/S	TACKLES	
------	----------	-----	---------	--

2020 GAME-BY-GAME POSTSEASON STATISTICS (PACKERS)

			TACKLES								INTERCEPTIONS					O. FUMB				ST				MISC				
DATE	OPPONENT	P/S	TK	S	A	SK	YDS	TFL	YDS	QBH	NO	YDS	LG	TD	PD	FF	FR	TD	YDS	TK	S	A	FF	FR	S	A	W/L	SCORE
01/16	Rams																										W	32-18
01/24	Buccaneers																										L	26-31
2020 TOTALS			0	0	0	0.0	0.0	0	0	0	0	0	0	0	0	0	0	0	0	0	0	0	0	0	0	0	1-1	

2019 GAME-BY-GAME POSTSEASON STATISTICS (PACKERS)

			TACKLES								INTERCEPTIONS						O. FUMB				ST				MISC			
DATE	OPPONENT	P/S	TK	S	A	SK	YDS	TFL	YDS	QBH	NO	YDS	LG	TD	PD	FF	FR	TD	YDS	TK	S	A	FF	FR	S	A	W/L	SCORE
01/12	Seahawks	P	0	0	0	0.0	0.0	0	0	1	0	0	0	0	0	0	0	0	0	0	0	0	0	0	0	0	W	28-23
01/19	at 49ers	P	0	0	0	0.0	0.0	0	0	0	0	0	0	0	0	0	0	0	0	0	0	0	0	0	0	0	L	20-37
2019 TOTALS			2-0	0	0	0.0	0.0	0	0	1	0	0	0	0	0	0	0	0	0	0	0	0	0	0	0	0	1-1	



29

# KALEN BALLAGE

(bull-AHGE)

HEIGHT: 6-2      BIRTHPLACE: Falcon, Colo.  
WEIGHT: 231      HOW ACQUIRED: FA '20  
COLLEGE: Arizona State      NFL EXPERIENCE: 4th year  
BORN: Dec. 22, 1995 (26)

REGULAR SEASON COMPARISON: RECEIVING - CLEVELAND BROWNS

DATE	OPP	W/L	GP/GS	REC	YDS.	AVG.	TD	LG	TGTS	YAC
11/24/19	MIA @ CLV	L	S	1	13	13.0	0	13	1	6
TOTALS		0/1	1/1	1	13	13.0	0	13	1	6

KALEN BALLAGE'S NFL REGULAR SEASON RUSHING/RECEIVING STATISTICS

RUSHING									RECEIVING				
DATE	TEAM	GP	GS	NO.	YDS.	AVG.	LG	TD	NO.	YDS.	AVG.	LG	TD
2018	Dolphins	12	0	36	191	5.3	75t	1	9	56	6.2	31	0
2019	Dolphins	12	6	74	135	1.8	8	3	14	63	4.5	13	0
2020	Dolphins	0	0	0	0	0.0	0	0	0	0	0.0	0	0
Went from Miami to N.Y. Jets.													
2020	Jets	3	0	3	13	4.3	5	0	9	67	7.4	21	0
Went from N.Y. Jets to L.A. Chargers.													
2020	Chargers	7	2	88	290	3.3	17	3	20	99	5.0	16	0
2020	TOTAL	10	2	91	303	3.3	17	3	29	166	5.7	21	0
2021	Steelers	15	0	11	36	3.3	13	0	2	8	4.0	6	0
NFL TOTALS		49	8	212	665	3.1	75T	7	54	293	5.4	31	0

KALEN BALLAGE'S NFL REGULAR SEASON RETURN STATISTICS

KICKOFF RETURNS							PUNT RETURNS					
DATE	TEAM	RET.	YDS.	AVG.	LG	TD	NO.	FC	YDS.	AVG.	LG	TD
2018	Dolphins	2	26	13.0	16	0	0	0	0	0.0	0	0
2019	Dolphins	0	0	0.0	0	0	0	0	0	0.0	0	0
2020	Dolphins	0	0	0.0	0	0	0	0	0	0.0	0	0
Went from Miami to N.Y. Jets.												
2020	Jets	0	0	0.0	0	0	0	0	0	0.0	0	0
Went from N.Y. Jets to L.A. Chargers.												
2020	Chargers	0	0	0.0	0	0	0	0	0	0.0	0	0
2020	TOTAL	0	0	0.0	0	0	0	0	0	0.0	0	0
2021	Steelers	0	0	0.0	0	0	0	0	0	0.0	0	0
NFL TOTALS		2	26	13.0	16	0	0	0	0	0.0	0	0

SINGLE-GAME HIGHS: RUSHING/RECEIVING


Rush Attempts	20 at Indianapolis Colts, Nov 10, 2019 18 at Miami Dolphins, Nov 15, 2020 123 at Minnesota Vikings, Dec 16, 2018 69 at Los Angeles Chargers, Nov 08, 2020	Kickoff Returns	1 at Buffalo Bills, Dec 30, 2018 1 vs. New England Patriots, Dec 09, 2018
Rushing Yards	75t at Minnesota Vikings, Dec 16, 2018 17 vs. New York Jets, Nov 22, 2020	Kickoff Return Yards	16 vs. New England Patriots, Dec 09, 2018 10 at Buffalo Bills, Dec 30, 2018
Longest Runs	75t at Minnesota Vikings, Dec 16, 2018 17 vs. New York Jets, Nov 22, 2020	Longest Kickoff Return	16 vs. New England Patriots, Dec 09, 2018 10 at Buffalo Bills, Dec 30, 2018
Rushing TDs	1 at Kansas City Chiefs, Jan 03, 2021 1 at Las Vegas Raiders, Dec 17, 2020 ...5 more at 1.	Special Teams Tackles	1 vs. New England Patriots, Sep 15, 2019 1 vs. Jacksonville Jaguars, Dec 23, 2018 ...2 more at 1.
Receptions	7 vs. New York Jets, Nov 22, 2020 5 at Miami Dolphins, Nov 15, 2020 ...2 more at 5.	Miscellaneous Tackles	1 at Buffalo Bills, Dec 30, 2018
Receiving Yards	44 at Indianapolis Colts, Sep 27, 2020 39 vs. Jacksonville Jaguars, Dec 23, 2018 31 vs. Jacksonville Jaguars, Dec 23, 2018	Most TDs	1 at Kansas City Chiefs, Jan 03, 2021 1 at Las Vegas Raiders, Dec 17, 2020 ...5 more at 1.
Longest Receptions	21 at Indianapolis Colts, Sep 27, 2020	Rushing Average	10.3 at Minnesota Vikings, Dec 16, 2018 4.9 vs. New England Patriots, Dec 06, 2020
All-Purpose Yards	121 at Minnesota Vikings, Dec 16, 2018 102 at Miami Dolphins, Nov 15, 2020	Receiving Average	8.8 at Indianapolis Colts, Sep 27, 2020 6.8 at Miami Dolphins, Nov 15, 2020

100-YARD RUSHING GAMES (1): REGULAR SEASON

DATE	TEAM	ATT.	YDS.	AVG.	LG	TD
12/16/18	at Vikings	12	123	10.3	75t	1

2021 GAME-BY-GAME REGULAR-SEASON STATISTICS (STEELERS)

DATE	OPPONENT	P/S	RUSHING					RECEIVING					W/L/T	SCORE
			NO.	YDS.	AVG.	LG	TD	NO.	YDS.	AVG.	LG	TD		
09/12	at Bills	P	0	0	0.0	0	0	0	0	0.0	0	0	W	23-16
09/19	Raiders	P	0	0	0.0	0	0	0	0	0.0	0	0	L	17-26
09/26	Bengals	P	0	0	0.0	0	0	0	0	0.0	0	0	L	10-24
10/03	at Packers	P	0	0	0.0	0	0	0	0	0.0	0	0	L	17-27
10/10	Broncos	P	4	0	0.0	3	0	0	0	0.0	0	0	W	27-19
10/17	Seahawks	P	2	15	7.5	11	0	0	0	0.0	0	0	W	23-20+
10/31	at Browns	P	1	-3	-3.0	-3	0	0	0	0.0	0	0	W	15-10
11/08	Bears	P	0	0	0.0	0	0	1	2	2.0	2	0	W	29-27
11/14	Lions	P	0	0	0.0	0	0	0	0	0.0	0	0	T	16-16
11/21	at Chargers	P	1	3	3.0	3	0	0	0	0.0	0	0	L	37-41
11/28	at Bengals	P	3	21	7.0	13	0	1	6	6.0	6	0	L	10-41
12/05	Ravens	P	0	0	0.0	0	0	0	0	0.0	0	0	W	20-19
12/09	at Vikings	P	0	0	0.0	0	0	0	0	0.0	0	0	L	28-36
12/19	Titans	P	0	0	0.0	0	0	0	0	0.0	0	0	W	19-13
12/26	at Chiefs	P	0	0	0.0	0	0	0	0	0.0	0	0	L	10-36
2021 TOTALS		15-0	11	36	3.3	13	0	2	8	4.0	6	0	7-7-1	
+ - Overtime														



9

CHRIS BOSWELL

KICKER

HEIGHT: 6-2  
WEIGHT: 185  
COLLEGE: Rice  
BORN: Mar. 16, 1991 (30)

BIRTHPLACE: Fort Worth, TX  
HOW ACQUIRED: FA '15  
NFL EXPERIENCE: 7th year

REGULAR SEASON COMPARISON: KICKING - CLEVELAND BROWNS

DATE	OPP	W/L	GP/GS	FGM	FGA	PCT	LONG	XPM	XPA	PTS	1-19	20-29	30-39	40-49	50+	KO	TB
11/15/15	PIT vs. CLV	W	P	3	3	100%	34	1	2	10	0-0	1-1	0-0	0-0	0-0	7	3
1/3/16	PIT @ CLV	W	P	2	3	66.7%	39	2	2	8	0-0	0-0	1-1	0-0	0-0	6	1
11/20/16	PIT @ CLV	W	P	3	3	100%	33	1	1	10	0-0	0-0	1-1	0-0	0-0	5	3
9/9/18	PIT @ CLV	T	P	0	1	0%	0	3	3	3	0-0	0-0	0-0	0-1	0-0	5	2
10/28/18	PIT vs. CLV	W	P	1	1	100%	42	4	4	7	0-0	0-0	0-0	1-1	0-0	6	3
11/14/19	PIT @ CLV	L	P	0	1	0%	0	1	1	1	0-0	0-0	0-0	0-1	0-0	2	0
12/1/19	PIT vs. CLV	W	P	2	2	100%	39	2	2	8	0-0	0-0	1-1	0-0	0-0	5	2
10/18/20	PIT vs. CLV	W	P	1	1	100%	35	5	5	8	0-0	0-0	1-1	0-0	0-0	7	2
10/31/21	PIT @ CLV	W	P	1	1	100%	31	0	0	0	0-0	0-0	1-1	0-0	0-0	2	2
1/1/17	PIT vs. CLV	W	P	0	0	0%	0	3	3	3	0-0	0-0	0-0	0-0	0-0	5	3
9/10/17	PIT @ CLV	W	P	0	0	0%	0	3	3	3	0-0	0-0	0-0	0-0	0-0	4	3
12/31/17	PIT vs. CLV	W	P	0	0	0%	0	4	4	4	0-0	0-0	0-0	0-0	0-0	5	0
TOTALS		10/2	12/0	13	16	81.3%	42	29	30	65	0-0	1-1	5-5	1-3	0-0	59	24

POSTSEASON COMPARISON: KICKING - CLEVELAND BROWNS

DATE	OPP	W/L	GP/GS	FGM	FGA	PCT	LONG	XPM	XPA	PTS	1-19	20-29	30-39	40-49	50+	KO	TB
11/10/21	PIT vs. CLV	L	P	1	1	100%	49	2	2	5	0-0	0-0	0-0	1-1	0-0	6	2
TOTALS		0/1	1/0	1	1	100%	49	2	2	5	0-0	0-0	0-0	1-1	0-0	6	2

CHRIS BOSWELL'S NFL REGULAR SEASON KICKING STATISTICS

DATE	TEAM	GP	FGM	FGA	PCT.	LG	XP	XPA	PCT.	BLK	PTS
2015	Steelers	12	29	32	90.6	51	26	27	96.3	0	113
2016	Steelers	15	21	25	84.0	49	36	36	100.0	1	99
2017	Steelers	16	35	38	92.1	53	37	39	94.9	1	142
2018	Steelers	15	13	20	65.0	50	43	48	89.6	1	82
2019	Steelers	16	29	31	93.5	51	28	28	100.0	0	115
2020	Steelers	13	19	20	95.0	59	34	38	89.5	0	91
2021	Steelers	15	29	33	87.9	56	24	26	92.3	0	111
NFL TOTALS		102	175	199	87.9	59	228	242	94.2	3	753

CHRIS BOSWELL'S NFL POSTSEASON KICKING STATISTICS

DATE	TEAM	GP	FGM	FGA	PCT.	LG	XP	XPA	PCT.	BLK	PTS
2015	Steelers	2	7	7	100.0	47	1	1	100.0	0	22
2016	Steelers	3	8	8	100.0	45	3	5	60.0	0	27
2017	Steelers	1	0	0	0.0	0	6	6	100.0	0	6
2020	Steelers	1	1	1	100.0	49	2	2	100.0	0	5
NFL TOTALS		7	16	16	100.0	49	12	14	85.7	0	60

CHRIS BOSWELL'S NFL REGULAR SEASON FIELD-GOAL ACCURACY STATISTICS

DATE	TEAM	1-19	PCT.	20-29	PCT.	30-39	PCT.	40-49	PCT.	50+	PCT.
2015	Steelers	1-1	100.0	9-9	100.0	8-8	100.0	9-12	75.0	2-2	100.0
2016	Steelers	0-0	0.0	2-2	100.0	8-9	88.9	11-12	91.7	0-2	0.0
2017	Steelers	0-0	0.0	10-10	100.0	12-14	85.7	9-10	90.0	4-4	100.0
2018	Steelers	0-0	0.0	3-3	100.0	4-6	66.7	5-10	50.0	1-1	100.0
2019	Steelers	1-1	100.0	11-11	100.0	7-7	100.0	9-10	90.0	1-2	50.0
2020	Steelers	0-0	0.0	5-5	100.0	6-6	100.0	7-8	87.5	1-1	100.0
2021	Steelers	0-0	0.0	7-7	100.0	6-7	85.7	9-11	81.8	7-8	87.5
NFL TOTALS		2-2	100.0	47-47	100.0	51-57	89.5	59-73	80.8	16-20	80.0

CHRIS BOSWELL'S NFL POSTSEASON FIELD-GOAL ACCURACY STATISTICS

DATE	TEAM	1-19	PCT.	20-29	PCT.	30-39	PCT.	40-49	PCT.	50+	PCT.
2015	Steelers	0-0	0.0	1-1	100.0	4-4	100.0	2-2	100.0	0-0	0.0
2016	Steelers	0-0	0.0	2-2	100.0	3-3	100.0	3-3	100.0	0-0	0.0
2017	Steelers	0-0	0.0	0-0	0.0	0-0	0.0	0-0	0.0	0-0	0.0
2020	Steelers	0-0	0.0	0-0	0.0	0-0	0.0	1-1	100.0	0-0	0.0
NFL TOTALS		0-0	0.0	3-3	100.0	7-7	100.0	6-6	100.0	0-0	0.0

SINGLE-GAME HIGHS: KICKER

Field Goals Made	6 at Cincinnati Bengals, Dec 18, 2016 5 vs. Cincinnati Bengals, Oct 22, 2017	Special Teams Tackles	1 vs. Baltimore Ravens, Oct 06, 2019 1 vs. Cleveland Browns, Oct 28, 2018 ...5 more at 1.
Field Goal Attempts	6 at Cincinnati Bengals, Dec 18, 2016 5 vs. Tennessee Titans, Dec 19, 2021 ...2 more at 5.	Longest Field Goals Attempt	56 vs. Tennessee Titans, Dec 19, 2021 55 vs. Dallas Cowboys, Nov 13, 2016
Longest Field Goals Made	59 at Dallas Cowboys, Nov 08, 2020 56 vs. Las Vegas Raiders, Sep 19, 2021	Kickoff Average	68.0 vs. Kansas City Chiefs, Oct 02, 2016 67.4 vs. Minnesota Vikings, Sep 17, 2017 ...1 more at 67.4.
PATs Made	7 vs. Carolina Panthers, Nov 08, 2018 5 vs. Cleveland Browns, Oct 18, 2020 ...4 more at 5.	Extra Point Attempt Percentage	100.0 vs. Cleveland Browns, Oct 18, 2020 100.0 vs. Philadelphia Eagles, Oct 11, 2020 ...3 more at 100.0.
PAT Attempts	7 vs. Carolina Panthers, Nov 08, 2018 6 vs. Atlanta Falcons, Oct 07, 2018	Field Goal Percentage	100.0 vs. Indianapolis Colts, Nov 03, 2019 100.0 vs. Baltimore Ravens, Dec 10, 2017 ...6 more at 100.0.
Points	18 at Cincinnati Bengals, Dec 18, 2016 17 vs. Cincinnati Bengals, Oct 22, 2017		

SINGLE-GAME HIGHS - POSTSEASON: KICKER

Field Goals Made	6 at Kansas City Chiefs, Jan 15, 2017 4 at Cincinnati Bengals, Jan 09, 2016 3 at Denver Broncos, Jan 17, 2016 1 vs. Cleveland Browns, Jan 10, 2021 1 at New England Patriots, Jan 22, 2017 ...1 more at 1.	PATs Made	6 vs. Jacksonville Jaguars, Jan 14, 2018 3 vs. Miami Dolphins, Jan 08, 2017 2 vs. Cleveland Browns, Jan 10, 2021 1 at Denver Broncos, Jan 17, 2016
Field Goal Attempts	6 at Kansas City Chiefs, Jan 15, 2017 4 at Cincinnati Bengals, Jan 09, 2016 3 at Denver Broncos, Jan 17, 2016 1 vs. Cleveland Browns, Jan 10, 2021 1 at New England Patriots, Jan 22, 2017 ...1 more at 1.	PAT Attempts	6 vs. Jacksonville Jaguars, Jan 14, 2018 4 vs. Miami Dolphins, Jan 08, 2017 2 vs. Cleveland Browns, Jan 10, 2021 1 at New England Patriots, Jan 22, 2017 1 at Denver Broncos, Jan 17, 2016
Longest Field Goals Made	49 vs. Cleveland Browns, Jan 10, 2021 47 at Denver Broncos, Jan 17, 2016 45 at Kansas City Chiefs, Jan 15, 2017 39 at Cincinnati Bengals, Jan 09, 2016 34 vs. Miami Dolphins, Jan 08, 2017	Points	18 at Kansas City Chiefs, Jan 15, 2017 12 at Cincinnati Bengals, Jan 09, 2016 10 at Denver Broncos, Jan 17, 2016 6 vs. Jacksonville Jaguars, Jan 14, 2018 6 vs. Miami Dolphins, Jan 08, 2017

2021 GAME-BY-GAME REGULAR-SEASON STATISTICS (STEELERS)

		FIELD GOALS					EXTRA POINTS						
DATE	OPPONENT		FGM	FGA	PCT	LG	XP	XPA	PCT	BLK	PTS	W/L/T	SCORE
09/12	at Bills	P	3	3	100.0	45	2	2	100.0	0	11	W	23-16
09/19	Raiders	P	1	1	100.0	56	2	2	100.0	0	5	L	17-26
09/26	Bengals	P	1	2	50.0	26	1	1	100.0	0	4	L	10-24
10/03	at Packers	P	1	1	100.0	52	2	2	100.0	0	5	L	17-27
10/10	Broncos	P	2	2	100.0	48	3	3	100.0	0	9	W	27-19
10/17	Seahawks	P	3	3	100.0	52	2	2	100.0	0	11	W	23-20+
10/31	at Browns	P	1	1	100.0	31	0	0	0.0	0	3	W	15-10
11/08	Bears	P	3	3	100.0	54	2	3	66.7	0	11	W	29-27
11/14	Lions	P	3	3	100.0	51	1	1	100.0	0	10	T	16-16
11/21	at Chargers	P	3	3	100.0	45	4	4	100.0	0	13	L	37-41
11/28	at Bengals	P	1	1	100.0	40	1	1	100.0	0	4	L	10-41
12/05	Ravens	P	2	2	100.0	53	0	1	0.0	0	6	W	20-19
12/09	at Vikings	P	0	1	0.0	0	2	2	100.0	0	2	L	28-36
12/19	Titans	P	4	5	80.0	48	1	1	100.0	0	13	W	19-13
12/26	at Chiefs	P	1	2	50.0	34	1	1	100.0	0	4	L	10-36
2021 TOTALS		15	29	33	87.9	56	24	26	92.3	0	111	7-7-1	
+ - Overtime													

2020 GAME-BY-GAME POSTSEASON STATISTICS (STEELERS)

			FIELD GOALS				EXTRA POINTS						
DATE	OPPONENT		FGM	FGA	PCT	LG	XP	XPA	PCT	BLK	PTS	W/L	SCORE
01/10	Browns	P	1	1	100.0	49	2	2	100.0	0	5	L	37-48
2020 TOTALS		1	1	1	100.0	49	2	2	100.0	0	5	0-1	

2017 GAME-BY-GAME POSTSEASON STATISTICS (STEELERS)

		FIELD GOALS				EXTRA POINTS							
DATE	OPPONENT		FGM	FGA	PCT	LG	XP	XPA	PCT	BLK	PTS	W/L	SCORE
01/14	Jaguars	P	0	0	0.0	0	6	6	100.0	0	6	L	42-45
2017 TOTALS		1	0	0	0.0	0	6	6	100.0	0	6	0-1	


2016 GAME-BY-GAME POSTSEASON STATISTICS (STEELERS)

			FIELD GOALS				EXTRA POINTS						
DATE	OPPONENT		FGM	FGA	PCT	LG	XP	XPA	PCT	BLK	PTS	W/L	SCORE
01/08	Dolphins	P	1	1	100.0	34	3	4	75.0	0	6	W	30-12
01/15	at Chiefs	P	6	6	100.0	45	0	0	0.0	0	18	W	18-16
01/22	at Patriots	P	1	1	100.0	23	0	1	0.0	0	3	L	17-36
2016 TOTALS			3	8	8	100.0	45	3	5	60.0	0	27	2-1

2015 GAME-BY-GAME POSTSEASON STATISTICS (STEELERS)

			FIELD GOALS				EXTRA POINTS						SCORE
DATE	OPPONENT		FGM	FGA	PCT	LG	XP	XPA	PCT	BLK	PTS	W/L	
01/09	at Bengals	P	4	4	100.0	39	0	0	0.0	0	12	W	18-16
01/17	at Broncos	P	3	3	100.0	47	1	1	100.0	0	10	L	16-23
2015 TOTALS		2	7	7	100.0	47	1	1	100.0	0	22	1-1	





98

TACO CHARLTON

DEFENSIVE END

HEIGHT: 6-6

WEIGHT: 270

COLLEGE: Michigan

BORN: Nov. 7, 1994 (27)

BIRTHPLACE: Pickerington, OH

HOW ACQUIRED: FA '21

NFL EXPERIENCE: 5th year

TACO CHARLTON'S NFL REGULAR SEASON DEFENSIVE STATISTICS

DATE	TEAM	GP	GS	TACKLES							INTERCEPTIONS				O. FUMB				ST				MISC				
				TK	S	A	TFL	YDS	SK	YDS	QBH	NO	YDS	LG	PD	FF	FR	TD	YDS	TK	S	A	FF	FR	S	A	
2017	Cowboys	16	0	19	15	4	3	8	3.0	14.0	11	0	0	0	1	1	0	0	0	0	0	0	0	0	0	0	
2018	Cowboys	11	7	27	13	14	5	18	1.0	13.0	8	0	0	0	1	0	1	0	0	0	0	0	0	0	0	0	
2019	Cowboys	0	0	0	0	0	0	0	0.0	0.0	0	0	0	0	0	0	0	0	0	0	0	0	0	0	0	0	
Went from Dallas to Miami.																											
2019	Dolphins	10	5	21	14	7	3	15	5.0	34.0	5	0	0	0	0	2	0	0	0	0	0	0	0	0	0	0	0
2019	TOTAL	10	5	21	14	7	3	15	5.0	34.0	5	0	0	0	0	2	0	0	0	0	0	0	0	0	0	0	0
2020	Chiefs	7	0	7	4	3	1	1	2.0	6.0	4	0	0	0	0	1	0	0	0	0	0	0	0	0	0	0	0
2021	Steelers	9	2	18	7	11	0	0	0.5	2.0	2	0	0	0	0	1	0	0	0	0	0	0	0	0	0	0	0
NFL TOTALS		53	14	92	53	39	12	42	11.5	69.0	30	0	0	0	0	3	4	1	0	0	0	0	0	0	0	0	0

TACO CHARLTON'S NFL POSTSEASON DEFENSIVE STATISTICS

		TACKLES										INTERCEPTIONS						O. FUMB				ST				MISC		
DATE	TEAM	GP	GS	TK	S	A	TFL	YDS	SK	YDS	QBH	NO	YDS	LG	TD	PD	FF	FR	TD	YDS	TK	S	A	FF	FR	S	A	
2018	Cowboys	2	0	0	0	0	0	0	0.0	0.0	0	0	0	0	0	0	0	0	0	0	0	0	0	0	0	0	0	0
2020	Chiefs	0	0	0	0	0	0	0	0.0	0.0	0	0	0	0	0	0	0	0	0	0	0	0	0	0	0	0	0	0
NFL TOTALS		2	0	0	0	0	0	0	0.0	0.0	0	0	0	0	0	0	0	0	0	0	0	0	0	0	0	0	0	0

SINGLE-GAME HIGHS: DEFENSIVE

- Total Tackles6 vs. Los Angeles Chargers, Sep 29, 2019  
5 vs. Tampa Bay Buccaneers, Dec 23, 2018
- Sacks1.0 vs. New England Patriots, Oct 05, 2020  
1.0 at Los Angeles Chargers, Sep 20, 2020  
...9 more at 1.0.
- Passes Defensed1 vs. Tennessee Titans, Dec 19, 2021  
1 at Carolina Panthers, Sep 09, 2018  
...1 more at 1.
- Forced Fumbles1 vs. New England Patriots, Oct 05, 2020  
1 vs. Philadelphia Eagles, Dec 01, 2019  
...2 more at 1.
- Fumble Recoveries1 vs. New York Giants, Sep 16, 2018
- Tackles For Loss1 at Los Angeles Chargers, Sep 20, 2020  
1 at Buffalo Bills, Oct 20, 2019  
...7 more at 1.

SINGLE-GAME HIGHS - POSTSEASON: DEFENSIVE

- Total Tackles1 at Los Angeles Rams, Jan 12, 2019

2021 GAME-BY-GAME REGULAR-SEASON STATISTICS (STEELERS)


DATE	OPPONENT	P/S	TACKLES							INTERCEPTIONS				O. FUMB				ST				MISC		W/L	SCORE		
			TK	S	A	SK	YDS	TFL	YDS	QBH	NO	YDS	LG	TD	PD	FF	FR	TD	YDS	TK	S	A	FF			FR	S
09/12	at Bills									NOT ON ROSTER															W	23-16	
09/19	Raiders									NOT ON ROSTER															L	17-26	
09/26	Bengals									PRACTICE SQUAD															L	10-24	
10/03	at Packers									PRACTICE SQUAD															L	17-27	
10/10	Broncos									PRACTICE SQUAD															W	27-19	
10/17	Seahawks									PRACTICE SQUAD															W	23-20+	
10/31	at Browns									PRACTICE SQUAD															W	15-10	
11/08	Bears	P	3	2	1	0.0	0.0	0	0	0	0	0	0	0	0	0	0	0	0	0	0	0	0	0	W	29-27	
11/14	Lions	P	3	1	2	0.0	0.0	0	0	0	0	0	0	0	0	0	0	0	0	0	0	0	0	0	T	16-16	
11/21	at Chargers	S	2	1	1	0.5	2.0	0	0	1	0	0	0	0	0	0	0	0	0	0	0	0	0	0	L	37-41	
11/28	at Bengals	S	2	1	1	0.0	0.0	0	0	0	0	0	0	0	0	0	0	0	0	0	0	0	0	0	L	10-41	
12/05	Ravens	P	1	0	1	0.0	0.0	0	0	0	0	0	0	0	0	0	0	0	0	0	0	0	0	0	W	20-19	
12/09	at Vikings	P	4	2	2	0.0	0.0	0	0	1	0	0	0	0	0	0	0	0	0	0	0	0	0	0	L	28-36	
12/19	Titans	P	2	0	2	0.0	0.0	0	0	0	0	0	0	0	1	0	0	0	0	0	0	0	0	0	W	19-13	
12/26	at Chiefs	P	1	0	1	0.0	0.0	0	0	0	0	0	0	0	0	0	0	0	0	0	0	0	0	0	L	10-36	
2021 TOTALS		8-2	18	7	11	0.5	2.0	0	0	2	0	0	0	0	1	0	0	0	0	0	0	0	0	0	7-7-1		
+ - Overtime																											

2020 GAME-BY-GAME POSTSEASON STATISTICS (CHIEFS)

			TACKLES							INTERCEPTIONS					O. FUMB				ST				MISC					
DATE	OPPONENT	P/S	TK	S	A	SK	YDS	TFL	YDS	QBH	NO	YDS	LG	TD	PD	FF	FR	TD	YDS	TK	S	A	FF	FR	S	A	W/L	SCORE
01/17	Browns											INJURED RESERVE													W	22-17		
01/24	Bills											INJURED RESERVE													W	38-24		
02/07	at Buccaneers											INJURED RESERVE													L	9-31		
2020 TOTALS			0	0	0	0.0	0.0	0	0	0	0	0	0	0	0	0	0	0	0	0	0	0	0	0	0	0	2-1	

2018 GAME-BY-GAME POSTSEASON STATISTICS (COWBOYS)

			TACKLES								INTERCEPTIONS						O. FUMB			ST			MISC						
DATE	OPPONENT	P/S	TK	S	A	SK	YDS	TFL	YDS	QBH	NO	YDS	LG	TD	PD	FF	FR	TD	YDS	TK	S	A	FF	FR	S	A	W/L	SCORE	
01/05	Seahawks	P	0	0	0	0.0	0.0	0	0	0	0	0	0	0	0	0	0	0	0	0	0	0	0	0	0	0	W	24-22	
01/12	at Rams	P	0	0	0	0.0	0.0	0	0	0	0	0	0	0	0	0	0	0	0	0	0	0	0	0	0	0	L	22-30	
2018 TOTALS			2-0	0	0	0	0.0	0.0	0	0	0	0	0	0	0	0	0	0	0	0	0	0	0	0	0	0	0	1-1	



11

# CHASE CLAYPOOL

WIDE RECEIVER

HEIGHT: 6-4

BIRTHPLACE: Abbotsford, British Columbia, Canada

WEIGHT: 238

HOW ACQUIRED: D2 '20

COLLEGE: Notre Dame

NFL EXPERIENCE: 2nd year

BORN: Jul. 7, 1998 (23)

REGULAR SEASON COMPARISON: RECEIVING - CLEVELAND BROWNS

DATE	OPP	W/L	GP/GS	REC	YDS.	AVG.	TD	LG	TGTS	YAC
10/18/20	PIT vs. CLV	W	P	4	74	18.5	0	36	4	25
1/3/21	PIT @ CLV	L	S	5	101	20.2	1	41	11	13
10/31/21	PIT @ CLV	W	S	4	45	11.3	0	16	5	12
TOTALS		2/1	3/2	13	220	16.9	1	41	20	50

POSTSEASON COMPARISON: RECEIVING - CLEVELAND BROWNS

DATE	OPP	W/L	GP/GS	REC	YDS.	AVG.	TD	LG	TGTS	YAC
1/10/21	PIT vs. CLV	L	S	5	59	11.8	2	29t	7	13
TOTALS		0/1	1/1	5	59	11.8	2	29t	7	13

CHASE CLAYPOOL'S NFL REGULAR SEASON RUSHING/RECEIVING STATISTICS

RECEIVING											RUSHING				
DATE	TEAM	GP	GS	NO.	YDS.	AVG.	LG	TD	NO.	YDS.	AVG.	LG	TD		
2020	Steelers	16	6	62	873	14.1	84t	9	10	16	1.6	8	2		
2021	Steelers	13	11	51	806	15.8	59	1	11	63	5.7	25	0		
NFL TOTALS		29	17	113	1,679	14.9	84T	10	21	79	3.8	25	2		

CHASE CLAYPOOL'S NFL POSTSEASON RUSHING/RECEIVING STATISTICS

RECEIVING											RUSHING				
DATE	TEAM	GP	GS	NO.	YDS.	AVG.	LG	TD	NO.	YDS.	AVG.	LG	TD		
2020	Steelers	1	1	5	59	11.8	29t	2	0	0	0.0	0	0		
NFL TOTALS		1	1	5	59	11.8	29T	2	0	0	0.0	0	0		

CHASE CLAYPOOL'S NFL REGULAR SEASON RETURN STATISTICS

KICKOFF RETURNS								PUNT RETURNS					
DATE	TEAM	RET.	YDS.	AVG.	LG	TD	NO.	FC	YDS.	AVG.	LG	TD	
2020	Steelers	0	0	0.0	0	0	0	0	0	0.0	0	0	
2021	Steelers	0	0	0.0	0	0	0	0	0	0.0	0	0	
NFL TOTALS		0	0	0.0	0	0	0	0	0	0.0	0	0	

CHASE CLAYPOOL'S NFL POSTSEASON RETURN STATISTICS

KICKOFF RETURNS								PUNT RETURNS					
DATE	TEAM	RET.	YDS.	AVG.	LG	TD	NO.	FC	YDS.	AVG.	LG	TD	
2020	Steelers	0	0	0.0	0	0	0	0	0	0.0	0	0	
NFL TOTALS		0	0	0.0	0	0	0	0	0	0.0	0	0	

SINGLE-GAME HIGHS: RUSHING/RECEIVING

Rush Attempts	3 vs. Philadelphia Eagles, Oct 11, 2020 2 at Los Angeles Chargers, Nov 21, 2021 ...4 more at 2.	Longest Receptions	84t vs. Denver Broncos, Sep 20, 2020 59 vs. Denver Broncos, Oct 10, 2021 3 vs. Philadelphia Eagles, Oct 11, 2020 2 vs. Cincinnati Bengals, Nov 15, 2020
Rushing Yards	25 at Buffalo Bills, Sep 12, 2021 16 at Cleveland Browns, Oct 31, 2021	Receiving TDs	130 vs. Denver Broncos, Oct 10, 2021 116 vs. Philadelphia Eagles, Oct 11, 2020 3 vs. Denver Broncos, Sep 20, 2020
Longest Runs	25 at Buffalo Bills, Sep 12, 2021 16 at Cleveland Browns, Oct 31, 2021	All-Purpose Yards	1 at Cleveland Browns, Jan 03, 2021 ...2 more at 1.
Rushing TDs	1 vs. Cleveland Browns, Oct 18, 2020 1 vs. Philadelphia Eagles, Oct 11, 2020	Special Teams Tackles	4 vs. Philadelphia Eagles, Oct 11, 2020 2 vs. Cincinnati Bengals, Sep 20, 2020
Receptions	9 vs. Cincinnati Bengals, Sep 26, 2021 8 at Minnesota Vikings, Dec 09, 2021 ...1 more at 8.	Most TDs	29.3 vs. Denver Broncos, Sep 20, 2020 27.3 at Cincinnati Bengals, Nov 28, 2021
Receiving Yards	130 vs. Denver Broncos, Oct 10, 2021 110 vs. Philadelphia Eagles, Oct 11, 2020	Receiving Average	

2021 PITTSBURGH STEELERS

83

UPDATED PLAYER BIOS

SINGLE-GAME HIGHS - POSTSEASON: RECEIVING

Receptions	5 vs. Cleveland Browns, Jan 10, 2021	Receiving TDs	2 vs. Cleveland Browns, Jan 10, 2021
Receiving Yards	59 vs. Cleveland Browns, Jan 10, 2021	All-Purpose Yards	59 vs. Cleveland Browns, Jan 10, 2021
Longest Receptions	29t vs. Cleveland Browns, Jan 10, 2021	Most TDs	2 vs. Cleveland Browns, Jan 10, 2021
	15 vs. Cleveland Browns, Jan 10, 2021		
	7 vs. Cleveland Browns, Jan 10, 2021		
	7t vs. Cleveland Browns, Jan 10, 2021		
	1 vs. Cleveland Browns, Jan 10, 2021		

100-YARD RECEIVING GAMES (3): REGULAR SEASON

DATE	TEAM	NO.	YDS.	AVG.	LG	TD
10/11/20	EAGLES	7	110	15.7	35t	3
01/03/21	at Browns	5	101	20.2	41	1
10/10/21	BRONCOS	5	130	26.0	59	1

2021 GAME-BY-GAME REGULAR-SEASON STATISTICS (STEELERS)

DATE	OPPONENT	P/S	RECEIVING					RUSHING					W/L/T	SCORE
			NO.	YDS.	AVG.	LG	TD	NO.	YDS.	AVG.	LG	TD		
09/12	at Bills	P	3	45	15.0	22	0	1	25	25.0	25	0	W	23-16
09/19	Raiders	S	3	70	23.3	52	0	1	-3	-3.0	-3	0	L	17-26
09/26	Bengals	S	9	96	10.7	29	0	0	0	0.0	0	0	L	10-24
10/03	at Packers							ON INACTIVE LIST					L	17-27
10/10	Broncos	S	5	130	26.0	59	1	0	0	0.0	0	0	W	27-19
10/17	Seahawks	S	2	17	8.5	12	0	0	0	0.0	0	0	W	23-20+
10/31	at Browns	S	4	45	11.3	16	0	2	16	8.0	16	0	W	15-10
11/08	Bears	S	3	30	10.0	26	0	2	13	6.5	11	0	W	29-27
11/14	Lions							ON INACTIVE LIST					T	16-16
11/21	at Chargers	S	5	93	18.6	37	0	2	1	0.5	3	0	L	37-41
11/28	at Bengals	S	3	82	27.3	41	0	0	0	0.0	0	0	L	10-41
12/05	Ravens	P	2	52	26.0	40	0	1	2	2.0	2	0	W	20-19
12/09	at Vikings	S	8	93	11.6	38	0	1	2	2.0	2	0	L	28-36
12/19	Titans	S	0	12	0.0	12	0	1	7	7.0	7	0	W	19-13
12/26	at Chiefs	S	4	41	10.3	24	0	0	0	0.0	0	0	L	10-36
2021 TOTALS			51	806	15.8	59	1	11	63	5.7	25	0	7-7-1	
+ - Overtime														

2020 GAME-BY-GAME POSTSEASON STATISTICS (STEELERS)

DATE	OPPONENT	P/S	RECEIVING					RUSHING					W/L	SCORE
			NO.	YDS.	AVG.	LG	TD	NO.	YDS.	AVG.	LG	TD		
01/10	Browns	S	5	59	11.8	29t	2	0	0	0.0	0	0	L	37-48
2020 TOTALS			5	59	11.8	29T	2	0	0	0.0	0	0	0-1	



CARLOS DAVIS

DEFENSIVE TACKLE

HEIGHT: 6-2 BIRTHPLACE: Blue Springs, MO  
WEIGHT: 320 HOW ACQUIRED: D7 '20  
COLLEGE: Nebraska NFL EXPERIENCE: 2nd year  
BORN: Aug. 22, 1996 (25)

REGULAR SEASON COMPARISON: DEFENSIVE - CLEVELAND BROWNS

DATE	OPP	W/L	GP/GS	TACKLES			SACK	YDS.	INT	TFL	PD	QBH	TD	MISC		
				TOT	SOLO	ASST								FF	FR	FR
1/3/21	PIT @ CLV	L	P	1	0	1	0.0	0.0	0	0	0	0	0	0	0	0
TOTALS		0/1	1/0	1	0	1	0.0	0.0	0	0	0	0	0	0	0	0

CARLOS DAVIS' NFL REGULAR SEASON DEFENSIVE STATISTICS

DATE	TEAM	GP	GS	TACKLES							INTERCEPTIONS					O. FUMB			ST			MISC			
				TK	S	A	TFL	YDS	SK	YDS	QBH	NO	YDS	LG	TD	PD	FF	FR	TD	YDS	TK	S	A	FF	FR
2020	Steelers	7	0	6	4	2	1	4	0.0	0.0	0	0	0	0	0	0	0	0	0	0	0	0	0	0	0
2021	Steelers	3	0	5	3	2	1	0	0.0	0.0	0	0	0	0	0	0	0	0	0	0	0	0	0	0	0
NFL TOTALS		10	0	11	7	4	2	4	0.0	0.0	0	0	0	0	0	0	0	0	0	0	0	0	0	0	0

CARLOS DAVIS' NFL POSTSEASON DEFENSIVE STATISTICS

		TACKLES										INTERCEPTIONS						O. FUMB					ST				MISC			
DATE	TEAM	GP	GS	TK	S	A	TFL	YDS	SK	YDS	QBH	NO	YDS	LG	TD	PD	FF	FR	TD	YDS	TK	S	A	FF	FR	TD	YDS	TK	S	A
2020	Steelers	1	0	0	0	0	0	0	0.0	0.0	0	0	0	0	0	0	0	0	0	0	0	0	0	0	0	0	0	0	0	0
NFL TOTALS		1	0	0	0	0	0	0	0.0	0.0	0	0	0	0	0	0	0	0	0	0	0	0	0	0	0	0	0	0	0	0

SINGLE-GAME HIGHS: DEFENSIVE

Total Tackles 3 at Kansas City Chiefs, Dec 26, 2021  
2 vs. Indianapolis Colts, Dec 27, 2020  
...1 more at 2.

Tackles For Loss 1 at Kansas City Chiefs, Dec 26, 2021  
1 at Dallas Cowboys, Nov 08, 2020


2021 GAME-BY-GAME REGULAR-SEASON STATISTICS (STEELERS)

DATE	OPPONENT	P/S	TACKLES							INTERCEPTIONS					O. FUMB			ST			MISC			W/L	SCORE	
			TK	S	A	SK	YDS	TFL	YDS	QBH	NO	YDS	LG	TD	PD	FF	FR	TD	YDS	TK	S	A	FF			FR
09/12	at Bills	P	1	1	0	0.0	0.0	0	0	0	0	0	0	0	0	0	0	0	0	0	0	0	0	0	W	23-16
09/19	Raiders										ON INACTIVE LIST														L	17-26
09/26	Bengals										ON INACTIVE LIST														L	10-24
10/03	at Packers										ON INACTIVE LIST														L	17-27
10/10	Broncos										ON INACTIVE LIST														W	27-19
10/17	Seahawks										ON INACTIVE LIST														W	23-20+
10/31	at Browns										INJURED RESERVE														W	15-10
11/08	Bears										INJURED RESERVE														W	29-27
11/14	Lions										INJURED RESERVE														T	16-16
11/21	at Chargers										INJURED RESERVE														L	37-41
11/28	at Bengals										INJURED RESERVE														L	10-41
12/05	Ravens										ON INACTIVE LIST														W	20-19
12/09	at Vikings										INACTIVE														L	28-36
12/19	Titans	P	1	1	0	0.0	0.0	0	0	0	0	0	0	0	0	0	0	0	0	0	0	0	0	0	W	19-13
12/26	at Chiefs	P	3	1	2	0.0	0.0	1	0	0	0	0	0	0	0	0	0	0	0	0	0	0	0	0	L	10-36
2021 TOTALS		3-0	5	3	2	0.0	0.0	1	0	0	0	0	0	0	0	0	0	0	0	0	0	0	0	0	7-7-1	

+ - Overtime

2020 GAME-BY-GAME POSTSEASON STATISTICS (STEELERS)

		TACKLES								INTERCEPTIONS				O. FUMB			ST			MISC								
DATE	OPPONENT	P/S	TK	S	A	SK	YDS	TFL	YDS	QBH	NO	YDS	LG	TD	PD	FF	FR	TD	YDS	TK	S	A	FF	FR	S	A	W/L	SCORE
01/10	Browns	P	0	0	0	0.0	0.0	0	0	0	0	0	0	0	0	0	0	0	0	0	0	0	0	0	0	0	L	37-48
2020 TOTALS		1-0	0	0	0	0.0	0.0	0	0	0	0	0	0	0	0	0	0	0	0	0	0	0	0	0	0	0	0-1	



34

TERRELL EDMUNDS

SAFETY

HEIGHT: 6-1

BIRTHPLACE: Danville, VA

WEIGHT: 217

HOW ACQUIRED: D1 '18

COLLEGE: Virginia Tech

NFL EXPERIENCE: 4th year

BORN: Jan. 20, 1997 (24)

REGULAR SEASON COMPARISON: DEFENSIVE - CLEVELAND BROWNS

DATE	OPP	W/L/T	GP/GS	TACKLES			SACK	YDS.	INT	TFL	PD	QBH	TD	MISC		
				TOT	SOLO	ASST								FF	FR	
9/9/18	PIT @ CLV	T	S	0	0	0	0.0	0.0	0	0	1	1	0	0	0	0
10/28/18	PIT vs. CLV	W	S	3	2	1	0.0	0.0	0	0	0	0	0	0	0	0
11/14/19	PIT @ CLV	L	S	3	3	0	0.0	0.0	0	0	0	0	0	0	0	0
12/1/19	PIT vs. CLV	W	S	6	4	2	0.0	0.0	0	0	0	0	0	0	0	0
10/18/20	PIT vs. CLV	W	S	2	1	1	0.0	0.0	0	0	1	0	0	0	0	0
10/31/21	PIT @ CLV	W	S	5	4	1	0.0	0.0	0	0	0	0	0	0	0	0
TOTALS		4/1/1	6/6	19	14	5	0.0	0.0	0	0	2	1	0	0	0	0

POSTSEASON COMPARISON: DEFENSIVE - CLEVELAND BROWNS

DATE	OPP	W/L	GP/GS	TACKLES			SACK	YDS.	INT	TFL	PD	QBH	TD	MISC		
				TOT	SOLO	ASST								FF	FR	
1/10/21	PIT vs. CLV	L	S	6	3	3	0.0	0.0	0	1	1	0	0	0	0	0
TOTALS		0/1	1/1	6	3	3	0.0	0.0	0	1	1	0	0	0	0	0

TERRELL EDMUNDS' NFL REGULAR SEASON DEFENSIVE STATISTICS

DATE	TEAM	GP	GS	TK	S	TACKLES			YDS	QBH	INTERCEPTIONS			O. FUMB			ST			MISC							
						A	FL	PD			NO	YDS	LG	TD	FF	FR	TD	YDS	TK	S	A	FF	FR	S	A		
2018	Steelers	16	15	73	52	21	1	9	1.0	9.0	3	1	35	35	0	4	0	1	0	0	5	3	2	0	0	0	0
2019	Steelers	16	16	105	71	34	2	7	0.0	0.0	2	0	0	0	0	3	0	0	0	0	0	0	0	0	0	0	0
2020	Steelers	15	12	68	46	22	1	11	1.0	11.0	1	2	11	7	0	8	0	0	0	0	0	0	0	0	0	0	0
2021	Steelers	15	15	81	59	22	8	29	1.0	13.0	1	1	15	15	0	3	0	0	0	0	0	0	0	0	0	0	0
NFL TOTALS		62	58	327	228	99	12	56	3.0	33.0	7	4	61	35	0	18	0	1	0	0	5	3	2	0	0	0	0

TERRELL EDMUNDS' NFL POSTSEASON DEFENSIVE STATISTICS

				TACKLES							INTERCEPTIONS					O. FUMB				ST				MISC			
DATE	TEAM	GP	GS	TK	S	A	TFL	YDS	SK	YDS	QBH	NO	YDS	LG	TD	PD	FF	FR	TD	YDS	TK	S	A	FF	FR	S	A
2020	Steelers	1	1	6	3	3	1	1	0.0	0.0	0	0	0	0	0	1	0	0	0	0	0	0	0	0	0	0	0
NFL TOTALS		1	1	6	3	3	1	1	0.0	0.0	0	0	0	0	0	1	0	0	0	0	0	0	0	0	0	0	0

SINGLE-GAME HIGHS: DEFENSIVE

Total Tackles	11 vs. Buffalo Bills, Dec 15, 2019 11 vs. Seattle Seahawks, Sep 15, 2019	Tackles For Loss	2 vs. Tennessee Titans, Dec 19, 2021 2 vs. Detroit Lions, Nov 14, 2021 ...1 more at 2.
Sacks	1.0 vs. Detroit Lions, Nov 14, 2021 1.0 vs. Denver Broncos, Sep 20, 2020 ...1 more at 1.0.	Interceptions	2 at Jacksonville Jaguars, Nov 22, 2020 1 at Tampa Bay Buccaneers, Sep 24, 2018
Passes Defensed	2 at Jacksonville Jaguars, Nov 22, 2020 2 at Tennessee Titans, Oct 25, 2020	Interception Return Yards	35 at Tampa Bay Buccaneers, Sep 24, 2018 15 vs. Cincinnati Bengals, Sep 26, 2021
Fumble Recoveries	1 vs. Baltimore Ravens, Sep 30, 2018	Special Teams Tackles	1 vs. Cincinnati Bengals, Dec 30, 2018 1 vs. Los Angeles Chargers, Dec 02, 2018 ...3 more at 1.

SINGLE-GAME HIGHS - POSTSEASON: DEFENSIVE

Total Tackles	6 vs. Cleveland Browns, Jan 10, 2021	Tackles For Loss	1 vs. Cleveland Browns, Jan 10, 2021
Passes Defensed	1 vs. Cleveland Browns, Jan 10, 2021		

2021 GAME-BY-GAME REGULAR-SEASON STATISTICS (STEELERS)

DATE	OPPONENT	P/S	TACKLES							INTERCEPTIONS				O. FUMB				ST				MISC		W/L	SCORE		
			TK	S	A	SK	YDS	TFL	YDS	QBH	NO	YDS	LG	TD	PD	FF	FR	TD	YDS	TK	S	A	FF			FR	S
09/12	at Bills	S	5	4	1	0.0	0.0	0	0	0	0	0	0	0	0	0	0	0	0	0	0	0	0	0	0	W	23-16
09/19	Raiders	S	6	5	1	0.0	0.0	2	2	0	0	0	0	0	0	0	0	0	0	0	0	0	0	0	0	L	17-26
09/26	Bengals	S	5	2	3	0.0	0.0	1	0	0	1	15	15	0	1	0	0	0	0	0	0	0	0	0	0	L	10-24
10/03	at Packers	S	7	6	1	0.0	0.0	0	0	0	0	0	0	0	0	0	0	0	0	0	0	0	0	0	0	L	17-27
10/10	Broncos	S	7	4	3	0.0	0.0	0	0	0	0	0	0	0	0	0	0	0	0	0	0	0	0	0	0	W	27-19
10/17	Seahawks	S	3	2	1	0.0	0.0	0	0	0	0	0	0	0	0	0	0	0	0	0	0	0	0	0	0	W	23-20+
10/31	at Browns	S	5	4	1	0.0	0.0	0	0	0	0	0	0	0	0	0	0	0	0	0	0	0	0	0	0	W	15-10
11/08	Bears	S	4	4	0	0.0	0.0	0	0	0	0	0	0	0	0	0	0	0	0	0	0	0	0	0	0	W	29-27
11/14	Lions	S	5	4	1	1.0	13.0	2	16	1	0	0	0	0	1	0	0	0	0	0	0	0	0	0	0	T	16-16
11/21	at Chargers	S	4	3	1	0.0	0.0	0	0	0	0	0	0	0	0	0	0	0	0	0	0	0	0	0	0	L	37-41
11/28	at Bengals	S	6	5	1	0.0	0.0	1	4	0	0	0	0	0	0	0	0	0	0	0	0	0	0	0	0	L	10-41
12/05	Ravens	S	4	3	1	0.0	0.0	0	0	0	0	0	0	0	0	0	0	0	0	0	0	0	0	0	0	W	20-19
12/09	at Vikings	S	5	4	1	0.0	0.0	0	0	0	0	0	0	0	1	0	0	0	0	0	0	0	0	0	0	L	28-36
12/19	Titans	S	10	7	3	0.0	0.0	2	7	0	0	0	0	0	0	0	0	0	0	0	0	0	0	0	0	W	19-13
12/26	at Chiefs	S	5	2	3	0.0	0.0	0	0	0	0	0	0	0	0	0	0	0	0	0	0	0	0	0	0	L	10-36
2021 TOTALS		15-15	81	59	22	1.0	13.0	8	29	1	1	15	15	0	3	0	0	0	0	0	0	0	0	0	0	7-7-1	

+ - Overtime

2020 GAME-BY-GAME POSTSEASON STATISTICS (STEELERS)

			TACKLES							INTERCEPTIONS					O. FUMB			ST			MISC								
DATE	OPPONENT	P/S	TK	S	A	SK	YDS	TFL	YDS	QBH	NO	YDS	LG	TD	PD	FF	FR	TD	YDS	TK	S	A	FF	FR	S	A	W/L	SCORE	
01/10	Browns	S	6	3	3	0.0	0.0	1	1	0	0	0	0	0	1	0	0	0	0	0	0	0	0	0	0	0	L	37-48	
2020 TOTALS			1-1	6	3	3	0.0	0.0	1	1	0	0	0	0	0	1	0	0	0	0	0	0	0	0	0	0	0	0-1	



39

# MINKAH FITZPATRICK

SAFETY

HEIGHT: 6-1      BIRTHPLACE: Old Bridge, NJ  
WEIGHT: 207      HOW ACQUIRED: TR '19 (MIA)  
COLLEGE: Alabama      NFL EXPERIENCE: 4th year  
BORN: Nov. 17, 1996 (25)

AP AP

PRO BOWL

'19 '20 '19 '20

REGULAR SEASON COMPARISON: DEFENSIVE - CLEVELAND BROWNS

DATE	OPP	W/L	GP/GS	TACKLES			ASST	SACK	YDS.	INT	TFL	PD	QBH	TD	MISC		
				TOT	SOLO	ASST									FF	FR	FR
11/14/19	PIT @ CLV	L	S	2	0	2	2	0.0	0.0	0	0	0	0	0	0	0	0
12/1/19	PIT vs. CLV	W	S	3	2	1	0.0	0.0	0	0	1	0	0	0	0	0	0
10/18/20	PIT vs. CLV	W	S	1	0	1	0.0	0.0	1	0	1	0	1	0	1	0	0
1/3/21	PIT @ CLV	L	S	5	4	1	0.0	0.0	0	0	1	0	0	0	0	0	0
10/31/21	PIT @ CLV	W	S	4	3	1	0.0	0.0	0	0	1	0	0	0	0	0	0
TOTALS		3/2	5/5	15	9	6	0.0	0.0	1	0	4	0	1	0	0	0	0

POSTSEASON COMPARISON: DEFENSIVE - CLEVELAND BROWNS

DATE	OPP	W/L	GP/GS	TACKLES			ASST	SACK	YDS.	INT	TFL	PD	QBH	TD	MISC		
				TOT	SOLO	ASST									FF	FR	FR
11/10/21	PIT vs. CLV	L	S	6	4	2	0.0	0.0	0	0	0	0	0	0	0	0	0
TOTALS		0/1	1/1	6	4	2	0.0	0.0	0	0	0	0	0	0	0	0	0

MINKAH FITZPATRICK'S NFL REGULAR SEASON DEFENSIVE STATISTICS

DATE	TEAM	GP	GS	TK	S	A	TACKLES				INTERCEPTIONS				O. FUMB				ST		MISC		
							TFL	YDS	SK	YDS	QBH	NO	YDS	LG	TD	PD	FF	FR	TD	YDS	TK	S	A
2018	Dolphins	16	11	79	50	29	2	5	0.0	0.0	0	2	64	50t	1	9	0	0	0	1	1	0	0
2019	Dolphins	2	2	11	7	4	0	0	0.0	0.0	0	0	0	0	0	0	1	1	0	0	0	0	
Went from Miami to Pittsburgh.																							
2019	Steelers	14	14	57	36	21	1	1	0.0	0.0	1	5	130	96t	1	9	1	2	1	79	0	0	0
2019	TOTAL	16	16	68	43	25	1	1	0.0	0.0	1	5	130	96t	1	9	2	3	1	79	0	0	0
2020	Steelers	16	16	79	60	19	1	1	0.0	0.0	0	4	77	37	1	11	1	1	0	0	0	0	0
2021	Steelers	14	14	114	76	38	1	1	0.0	0.0	0	2	18	18	0	5	1	1	0	0	0	0	0
NFL TOTALS		62	57	340	229	111	5	8	0.0	0.0	1	13	289	96T	3	34	4	5	1	77	2	2	0

MINKAH FITZPATRICK'S NFL POSTSEASON DEFENSIVE STATISTICS

DATE	TEAM	GP	GS	TACKLES							INTERCEPTIONS				O. FUMB				ST				MISC		
				TK	S	A	TFL	YDS	SK	YDS	QBH	NO	YDS	LG	TD	PD	FF	FR	TD	YDS	TK	S	A	FF	FR
2020	Steelers	1	1	6	4	2	0	0	0.0	0.0	0	0	0	0	0	0	0	0	0	0	0	0	0	0	0
NFL TOTALS		1	1	6	4	2	0	0	0.0	0.0	0	0	0	0	0	0	0	0	0	0	0	0	0	0	0

SINGLE-GAME HIGHS: DEFENSIVE

Total Tackles	14 vs. Tennessee Titans, Dec 19, 2021 12 at Kansas City Chiefs, Dec 26, 2021	Tackles For Loss	1 vs. Denver Broncos, Oct 10, 2021 1 at Cincinnati Bengals, Dec 21, 2020 ...3 more at 1.
Passes Defensed	2 vs. Baltimore Ravens, Dec 02, 2020 2 at Jacksonville Jaguars, Nov 22, 2020 ...6 more at 2.	Interceptions	2 at Jacksonville Jaguars, Nov 22, 2020 2 vs. Miami Dolphins, Oct 28, 2019 96 vs. Indianapolis Colts, Nov 03, 2019 50 at Minnesota Vikings, Dec 16, 2018
Forced Fumbles	1 vs. Seattle Seahawks, Oct 17, 2021 1 at Baltimore Ravens, Nov 01, 2020 ...2 more at 1.	Interception Return Yards	1 vs. Baltimore Ravens, Sep 08, 2019 1 vs. Detroit Lions, Oct 21, 2018
Fumble Recoveries	1 vs. Tennessee Titans, Dec 19, 2021 1 at Dallas Cowboys, Nov 08, 2020 ...3 more at 1.	Special Teams Tackles	

SINGLE-GAME HIGHS - POSTSEASON: DEFENSIVE

Total Tackles	6 vs. Cleveland Browns, Jan 10, 2021
---------------	--------------------------------------




2021 GAME-BY-GAME REGULAR-SEASON STATISTICS (STEELERS)

DATE	OPPONENT	P/S	TACKLES							INTERCEPTIONS					O. FUMB				ST					MISC		W/L	SCORE	
			TK	S	A	SK	YDS	TFL	YDS	QBH	NO	YDS	LG	TD	PD	FF	FR	TD	YDS	TK	S	A	FF	FR	S			A
09/12	at Bills	S	10	6	4	0.0	0.0	0	0	0	0	0	0	0	0	0	0	0	0	0	0	0	0	0	0	W	23-16	
09/19	Raiders	S	6	4	2	0.0	0.0	0	0	0	0	0	0	0	0	0	0	0	0	0	0	0	0	0	0	L	17-26	
09/26	Bengals	S	4	3	1	0.0	0.0	0	0	0	0	0	0	0	0	0	0	0	0	0	0	0	0	0	0	L	10-24	
10/03	at Packers	S	8	6	2	0.0	0.0	0	0	0	0	0	0	0	0	0	0	0	0	0	0	0	0	0	0	L	17-27	
10/10	Broncos	S	10	5	5	0.0	0.0	1	1	0	0	0	0	0	0	0	0	0	0	0	0	0	0	0	0	W	27-19	
10/17	Seahawks	S	9	7	2	0.0	0.0	0	0	0	0	0	0	0	0	1	0	0	0	0	0	0	0	0	0	W	23-20+	
10/31	at Browns	S	4	3	1	0.0	0.0	0	0	0	0	0	0	1	0	0	0	0	0	0	0	0	0	0	0	W	15-10	
11/08	Bears	S	8	8	0	0.0	0.0	0	0	0	0	0	0	0	0	0	0	0	0	0	0	0	0	0	0	W	29-27	
11/14	Lions	S	5	2	3	0.0	0.0	0	0	0	0	0	0	0	0	0	0	0	0	0	0	0	0	0	0	T	16-16	
11/21	at Chargers		RESERVE/COVID-19																									
11/28	at Bengals	S	9	5	4	0.0	0.0	0	0	0	1	18	18	0	1	0	0	0	0	0	0	0	0	0	0	0	L	10-41
12/05	Ravens	S	9	7	2	0.0	0.0	0	0	0	1	0	0	0	1	0	0	0	0	0	0	0	0	0	0	0	W	20-19
12/09	at Vikings	S	6	3	3	0.0	0.0	0	0	0	0	0	0	1	0	0	0	0	0	0	0	0	0	0	0	0	L	28-36
12/19	Titans	S	14	12	2	0.0	0.0	0	0	0	0	0	0	0	0	1	0	-1	0	0	0	0	0	0	0	0	W	19-13
12/26	at Chiefs	S	12	5	7	0.0	0.0	0	0	0	0	0	0	0	1	0	0	0	0	0	0	0	0	0	0	0	L	10-36
2021 TOTALS			14-14	114	76	38	0.0	0.0	1	1	0	2	18	18	0	5	1	1	0	-1	0	0	0	0	0	0	0	7-7-1

+ - Overtime

2020 GAME-BY-GAME POSTSEASON STATISTICS (STEELERS)

			TACKLES							INTERCEPTIONS				O. FUMB			ST			MISC									
DATE	OPPONENT	P/S	TK	S	A	SK	YDS	TFL	YDS	QBH	NO	YDS	LG	TD	PD	FF	FR	TD	YDS	TK	S	A	FF	FR	S	A	W/L	SCORE	
01/10	Browns	S	6	4	2	0.0	0.0	0	0	0	0	0	0	0	0	0	0	0	0	0	0	0	0	0	0	0	L	37-48	
2020 TOTALS			1-1	6	4	2	0.0	0.0	0	0	0	0	0	0	0	0	0	0	0	0	0	0	0	0	0	0	0	0-1	



88

PAT FREIERMUTH

(Friar-mooth)

TIGHT END

HEIGHT: 6-5

WEIGHT: 258

COLLEGE: Penn State

BORN: Oct. 25, 1998 (23)

BIRTHPLACE Merrimac, MA

HOW ACQUIRED: D2 '21

NFL EXPERIENCE: R

REGULAR SEASON COMPARISON: RECEIVING - CLEVELAND BROWNS

DATE	OPP	W/L	GP/GS	REC	YDS.	AVG.	TD	LG	TGTS	YAC
10/31/21	PIT @ CLV	W	P	4	44	11.0	1	22	7	32
2021										
TOTALS		1/0	1/0	4	44	11.0	1	22	7	32

PAT FREIERMUTH'S NFL REGULAR SEASON RUSHING/RECEIVING STATISTICS

RECEIVING											RUSHING				
DATE	TEAM	GP	GS	NO.	YDS.	AVG.	LG	TD	NO.	YDS.	AVG.	LG	TD		
2021	Steelers	14	9	49	422	8.6	24	7	0	0	0.0	0	0		
NFL TOTALS		14	9	49	422	8.6	24	7	0	0	0.0	0	0		

PAT FREIERMUTH'S NFL REGULAR SEASON RETURN STATISTICS

KICKOFF RETURNS									PUNT RETURNS					
DATE	TEAM	RET.	YDS.	AVG.	LG	TD	NO.	FC	YDS.	AVG.	LG	TD		
2021	Steelers	0	0	0.0	0	0	0	0	0	0.0	0	0		
NFL TOTALS		0	0	0.0	0	0	0	0	0	0.0	0	0		

SINGLE-GAME HIGHS: RECEIVING

Receptions	7 vs. Seattle Seahawks, Oct 17, 2021 5 vs. Detroit Lions, Nov 14, 2021 ...1 more at 5.	All-Purpose Yards	58 vs. Seattle Seahawks, Oct 17, 2021 44 at Cleveland Browns, Oct 31, 2021
Receiving Yards	58 vs. Seattle Seahawks, Oct 17, 2021 44 at Cleveland Browns, Oct 31, 2021	Most TDs	2 vs. Chicago Bears, Nov 08, 2021 1 at Minnesota Vikings, Dec 09, 2021 ...4 more at 1.
Longest Receptions	24 at Buffalo Bills, Sep 12, 2021 22 at Cleveland Browns, Oct 31, 2021	Receiving Average	11.0 at Cleveland Browns, Oct 31, 2021 10.0 at Cincinnati Bengals, Nov 28, 2021
Receiving TDs	2 vs. Chicago Bears, Nov 08, 2021 1 at Minnesota Vikings, Dec 09, 2021 ...4 more at 1.		

2021 GAME-BY-GAME REGULAR-SEASON STATISTICS (STEELERS)

RECEIVING								RUSHING								W/L/T	SCORE
DATE	OPPONENT	P/S	NO.	YDS.	AVG.	LG	TD	NO.	YDS.	AVG.	LG	TD					
09/12	at Bills	S	1	24	24.0	24	0	0	0	0.0	0	0	W	23-16			
09/19	Raiders	S	4	36	9.0	14	0	0	0	0.0	0	0	L	17-26			
09/26	Bengals	P	3	22	7.3	15	1	0	0	0.0	0	0	L	10-24			
10/03	at Packers	S	1	11	11.0	11	0	0	0	0.0	0	0	L	17-27			
10/10	Broncos	P	2	7	3.5	4	0	0	0	0.0	0	0	W	27-19			
10/17	Seahawks	P	7	58	8.3	12	0	0	0	0.0	0	0	W	23-20+			
10/31	at Browns	P	4	44	11.0	22	1	0	0	0.0	0	0	W	15-10			
11/08	Bears	S	5	43	8.6	13	2	0	0	0.0	0	0	W	29-27			
11/14	Lions	S	5	31	6.2	10	0	0	0	0.0	0	0	T	16-16			
11/21	at Chargers	S	4	11	2.8	5t	1	0	0	0.0	0	0	L	37-41			
11/28	at Bengals	S	4	40	10.0	15t	1	0	0	0.0	0	0	L	10-41			
12/05	Ravens	S	3	26	8.7	17	0	0	0	0.0	0	0	W	20-19			
12/09	at Vikings	P	2	32	16.0	17	1	0	0	0.0	0	0	L	28-36			
12/19	Titans	S	4	37	9.3	14	0	0	0	0.0	0	0	W	19-13			
12/26	at Chiefs												L	10-36			
ON INACTIVE LIST																	
2021 TOTALS		14-9	49	422	8.6	24	7	0	0	0.0	0	0	7-7-1				
+ - Overtime																	



81

# ZACH GENTRY

TIGHT END

HEIGHT: 6-8

BIRTHPLACE: Albuquerque, NM

WEIGHT: 265

HOW ACQUIRED: D5 '19

COLLEGE: Michigan

NFL EXPERIENCE: 3rd year

BORN: Sep. 10, 1996 (25)

REGULAR SEASON COMPARISON: RECEIVING - CLEVELAND BROWNS

DATE	OPP	W/L	GP/GS	REC	YDS.	AVG.	TD	LG	TGTS	YAC
10/31/21	PIT @ CLV	W	S	3	39	13.0	0	24	5	30
TOTALS		1/0	1/1	3	39	13.0	0	24	5	30

ZACH GENTRY'S NFL REGULAR SEASON RUSHING/RECEIVING STATISTICS

DATE	TEAM	GP	GS	RECEIVING					RUSHING				
				NO.	YDS.	AVG.	LG	TD	NO.	YDS.	AVG.	LG	TD
2019	Steelers	4	0	1	4	4.0	4	0	0	0	0.0	0	0
2020	Steelers	2	1	0	0	0.0	0	0	0	0	0.0	0	0
2021	Steelers	15	10	14	128	9.1	24	0	0	0	0.0	0	0
NFL TOTALS		21	11	15	132	8.8	24	0	0	0	0.0	0	0

ZACH GENTRY'S NFL POSTSEASON RUSHING/RECEIVING STATISTICS

DATE	TEAM	GP	GS	RECEIVING					RUSHING				
				NO.	YDS.	AVG.	LG	TD	NO.	YDS.	AVG.	LG	TD
2020	Steelers	0	0	0	0	0.0	0	0	0	0	0.0	0	0
NFL TOTALS		0	0	0	0	0.0	0	0	0	0	0.0	0	0

ZACH GENTRY'S NFL REGULAR SEASON RETURN STATISTICS

DATE	TEAM	RET.	KICKOFF RETURNS					PUNT RETURNS				
			YDS.	AVG.	LG	TD	NO.	FC	YDS.	AVG.	LG	TD
2019	Steelers	0	0	0.0	0	0	0	0	0	0.0	0	0
2020	Steelers	0	0	0.0	0	0	0	0	0	0.0	0	0
2021	Steelers	0	0	0.0	0	0	0	0	0	0.0	0	0
NFL TOTALS		0	0	0.0	0	0	0	0	0	0.0	0	0

ZACH GENTRY'S NFL POSTSEASON RETURN STATISTICS

DATE	TEAM	RET.	KICKOFF RETURNS					PUNT RETURNS				
			YDS.	AVG.	LG	TD	NO.	FC	YDS.	AVG.	LG	TD
2020	Steelers	0	0	0.0	0	0	0	0	0	0.0	0	0
NFL TOTALS		0	0	0.0	0	0	0	0	0	0.0	0	0

SINGLE-GAME HIGHS: RECEIVING

Receptions	4 at Kansas City Chiefs, Dec 26, 2021 3 at Cleveland Browns, Oct 31, 2021	All-Purpose Yards	39 at Cleveland Browns, Oct 31, 2021 31 at Kansas City Chiefs, Dec 26, 2021
Receiving Yards	39 at Cleveland Browns, Oct 31, 2021 31 at Kansas City Chiefs, Dec 26, 2021	Miscellaneous Tackles	1 at San Francisco 49ers, Sep 22, 2019
Longest Receptions	24 at Cleveland Browns, Oct 31, 2021 17 vs. Tennessee Titans, Dec 19, 2021	Receiving Average	13.0 at Cleveland Browns, Oct 31, 2021 7.8 at Kansas City Chiefs, Dec 26, 2021

2021 PITTSBURGH STEELERS

91


UPDATED PLAYER BIOS

2021 GAME-BY-GAME REGULAR-SEASON STATISTICS (STEELERS)

DATE	OPPONENT	P/S	RECEIVING					RUSHING					W/L/T	SCORE
			NO.	YDS.	AVG.	LG	TD	NO.	YDS.	AVG.	LG	TD		
09/12	at Bills	P	1	-2	-2.0	-2	0	0	0	0.0	0	0	W	23-16
09/19	Raiders	P	0	0	0.0	0	0	0	0	0.0	0	0	L	17-26
09/26	Bengals	S	0	0	0.0	0	0	0	0	0.0	0	0	L	10-24
10/03	at Packers	P	1	10	10.0	10	0	0	0	0.0	0	0	L	17-27
10/10	Broncos	S	1	13	13.0	13	0	0	0	0.0	0	0	W	27-19
10/17	Seahawks	S	0	0	0.0	0	0	0	0	0.0	0	0	W	23-20+
10/31	at Browns	S	3	39	13.0	24	0	0	0	0.0	0	0	W	15-10
11/08	Bears	S	0	0	0.0	0	0	0	0	0.0	0	0	W	29-27
11/14	Lions	P	0	0	0.0	0	0	0	0	0.0	0	0	T	16-16
11/21	at Chargers	P	0	0	0.0	0	0	0	0	0.0	0	0	L	37-41
11/28	at Bengals	S	1	10	10.0	10	0	0	0	0.0	0	0	L	10-41
12/05	Ravens	S	2	10	5.0	5	0	0	0	0.0	0	0	W	20-19
12/09	at Vikings	S	0	0	0.0	0	0	0	0	0.0	0	0	L	28-36
12/19	Titans	S	1	17	17.0	17	0	0	0	0.0	0	0	W	19-13
12/26	at Chiefs	S	4	31	7.8	12	0	0	0	0.0	0	0	L	10-36
2021 TOTALS		15-10	14	128	9.1	24	0	0	0	0.0	0	0	7-7-1	
+ - Overtime														

2020 GAME-BY-GAME POSTSEASON STATISTICS (STEELERS)

			RECEIVING					RUSHING							
DATE	OPPONENT	P/S	NO.	YDS.	AVG.	LG	TD	NO.	YDS.	AVG.	LG	TD	W/L	SCORE	
01/10	Browns		DID NOT PLAY											L	37-48
2020 TOTALS		0-0	0	0	0.0	0	0	0	0	0.0	0	0	0-1		



54

ULYSEES GILBERT III

INSIDE LINEBACKER

HEIGHT: 6-0

BIRTHPLACE Ocala, FL

WEIGHT: 230

HOW ACQUIRED: D6c '19

COLLEGE: Akron

NFL EXPERIENCE: 3rd year

BORN: Aug. 9, 1997 (24)

ULYSEES GILBERT III'S NFL REGULAR SEASON DEFENSIVE STATISTICS

		TACKLES										INTERCEPTIONS				O. FUMB				ST				MISC			
DATE	TEAM	GP	GS	TK	S	A	TFL	YDS	SK	YDS	QBH	NO	YDS	LG	TD	PD	FF	FR	TD	YDS	TK	S	A	FF	FR	S	A
2019	Steelers	7	0	0	0	0	0	0	0.0	0.0	0	0	0	0	0	0	0	0	0	0	5	3	2	0	0	0	0
2020	Steelers	4	0	2	2	0	0	0	0.0	0.0	0	0	0	0	0	0	0	0	0	0	3	1	2	0	0	0	0
2021	Steelers	15	0	1	1	0	0	0	0.0	0.0	0	0	0	0	0	0	0	0	0	0	8	5	3	0	0	0	0
NFL TOTALS		26	0	3	3	0	0	0	0.0	0.0	0	0	0	0	0	0	0	0	0	0	16	9	7	0	0	0	0

ULYSEES GILBERT III'S NFL POSTSEASON DEFENSIVE STATISTICS

		TACKLES										INTERCEPTIONS				O. FUMB				ST				MISC				
DATE	TEAM	GP	GS	TK	S	A	TFL	YDS	SK	YDS	QBH	NO	YDS	LG	TD	PD	FF	FR	TD	YDS	TK	S	A	FF	FR	S	A	
2020	Steelers	0	0	0	0	0	0	0	0.0	0.0	0	0	0	0	0	0	0	0	0	0	0	0	0	0	0	0	0	0
NFL TOTALS		0	0	0	0	0	0	0	0.0	0.0	0	0	0	0	0	0	0	0	0	0	0	0	0	0	0	0	0	0

SINGLE-GAME HIGHS: DEFENSIVE

Total Tackles	2 at Buffalo Bills, Dec 13, 2020	Special Teams Tackles	2 at Buffalo Bills, Dec 13, 2020
			2 vs. Indianapolis Colts, Nov 03, 2019
			...1 more at 2.

2021 GAME-BY-GAME REGULAR-SEASON STATISTICS (STEELERS)

DATE	OPPONENT	P/S	TACKLES							INTERCEPTIONS				O. FUMB				ST				MISC					
			TK	S	A	SK	YDS	TFL	YDS	QBH	NO	YDS	LG	TD	PD	FF	FR	TD	YDS	TK	S	A	FF	FR	S	A	
09/12	at Bills	P	0	0	0	0.0	0.0	0	0	0	0	0	0	0	0	0	0	0	1	1	0	0	0	0	W		
09/19	Raiders	P	0	0	0	0.0	0.0	0	0	0	0	0	0	0	0	0	0	0	0	0	0	0	0	L			
09/26	Bengals	P	0	0	0	0.0	0.0	0	0	0	0	0	0	0	0	0	0	0	0	0	0	0	0	L			
10/03	at Packers	P	0	0	0	0.0	0.0	0	0	0	0	0	0	0	0	0	0	0	0	0	0	0	0	L			
10/10	Broncos	P	0	0	0	0.0	0.0	0	0	0	0	0	0	0	0	0	0	0	1	0	1	0	0	W			
10/17	Seahawks	P	0	0	0	0.0	0.0	0	0	0	0	0	0	0	0	0	0	0	1	0	1	0	0	W			
10/31	at Browns	P	0	0	0	0.0	0.0	0	0	0	0	0	0	0	0	0	0	0	0	0	0	0	0	W			
11/08	Bears	P	0	0	0	0.0	0.0	0	0	0	0	0	0	0	0	0	0	0	1	1	0	0	0	W			
11/14	Lions	P	0	0	0	0.0	0.0	0	0	0	0	0	0	0	0	0	0	0	1	1	0	0	0	T			
11/21	at Chargers	P	0	0	0	0.0	0.0	0	0	0	0	0	0	0	0	0	0	0	0	0	0	0	0	L			
11/28	at Bengals	P	0	0	0	0.0	0.0	0	0	0	0	0	0	0	0	0	0	0	0	0	0	0	0	L			
12/05	Ravens	P	0	0	0	0.0	0.0	0	0	0	0	0	0	0	0	0	0	0	0	0	0	0	0	W			
12/09	at Vikings	P	0	0	0	0.0	0.0	0	0	0	0	0	0	0	0	0	0	0	1	1	0	0	0	L			
12/19	Titans	P	0	0	0	0.0	0.0	0	0	0	0	0	0	0	0	0	0	0	1	1	0	0	0	W			
12/26	at Chiefs	P	1	1	0	0.0	0.0	0	0	0	0	0	0	0	0	0	0	0	1	1	0	0	0	L			
2021 TOTALS		15-0	1	1	0	0.0	0.0	0	0	0	0	0	0	0	0	0	0	0	8	5	3	0	0	0	7-7-1		
+ - Overtime																											

+ - Overtime

2020 GAME-BY-GAME POSTSEASON STATISTICS (STEELERS)

DATE	OPPONENT	P/S	TACKLES							INTERCEPTIONS					O. FUMB			ST				MISC		W/L	SCORE		
			TK	S	A	SK	YDS	TFL	YDS	QBH	NO	YDS	LG	TD	PD	FF	FR	TD	YDS	TK	S	A	FF			FR	S
01/10	Browns		DID NOT PLAY																								
2020 TOTALS			0	0	0	0.0	0.0	0	0	0	0	0	0	0	0	0	0	0	0	0	0	0	0	0	0	0-1	37-48



53

KENDRICK GREEN

CENTER

HEIGHT: 6-4

WEIGHT: 315

COLLEGE: Illinois

BORN: Dec. 22, 1998 (23)

BIRTHPLACE Peoria, IL

HOW ACQUIRED: D3 '21


NFL EXPERIENCE: R

KENDRICK GREEN'S NFL REGULAR SEASON STATISTICS

DATE	TEAM	GP	GS
2021	Steelers	15	15
NFL TOTALS		15	15

2021 GAME-BY-GAME REGULAR-SEASON STATISTICS (STEELERS)

DATE	OPPONENT	P/S	W/L/T	SCORE
09/12	at Bills	S	W	23-16
09/19	Raiders	S	L	17-26
09/26	Bengals	S	L	10-24
10/03	at Packers	S	L	17-27
10/10	Broncos	S	W	27-19
10/17	Seahawks	S	W	23-20+
10/31	at Browns	S	W	15-10
11/08	Bears	S	W	29-27
11/14	Lions	S	T	16-16
11/21	at Chargers	S	L	37-41
11/28	at Bengals	S	L	10-41
12/05	Ravens	S	W	20-19
12/09	at Vikings	S	L	28-36
12/19	Titans	S	W	19-13
12/26	at Chiefs	S	L	10-36
2021 TOTALS		15-15	7-7-1	
+ - Overtime				






# 23

## JOE HADEN

CORNERBACK

HEIGHT: 5-11      BIRTHPLACE: Fort Washington, MD  
 WEIGHT: 195      HOW ACQUIRED: FA '17  
 COLLEGE: Florida      NFL EXPERIENCE: 12th year  
 BORN: Apr. 14, 1989 (32)

REGULAR SEASON COMPARISON: DEFENSIVE - CLEVELAND BROWNS

DATE	OPP	W/L/T	GP/GS	TACKLES			SACK	YDS.	INT	TFL	PD	QBH	TD	MISC		
				TOT	SOLO	ASST								FF	FR	FR
9/10/17	PIT @ CLV	W	S	6	4	2	1.0	3.0	0	1	1	1	0	0	0	0
12/31/17	PIT vs. CLV	W	S	2	2	0	0.0	0.0	0	0	1	0	0	0	0	0
9/9/18	PIT @ CLV	T	S	3	2	1	0.0	0.0	0	0	1	0	0	0	0	0
10/28/18	PIT vs. CLV	W	S	3	3	0	0.0	0.0	1	2	2	0	0	0	0	0
11/14/19	PIT @ CLV	L	S	3	3	0	0.0	0.0	0	0	0	0	0	0	0	0
12/1/19	PIT vs. CLV	W	S	2	2	0	0.0	0.0	1	0	1	0	0	0	0	0
10/18/20	PIT vs. CLV	W	S	3	3	0	0.0	0.0	0	3	0	0	0	0	0	0
10/31/21	PIT @ CLV	W	S	2	2	0	0.0	0.0	0	0	1	0	0	0	0	0
TOTALS		6/1/1	8/8	24	21	3	1.0	3.0	2	3	10	1	0	0	0	0

JOE HADEN'S NFL REGULAR SEASON DEFENSIVE STATISTICS

DATE	TEAM	GP	GS	TK	S	TACKLES					INTERCEPTIONS					O. FUMB					ST					MISC				
						TFL	YDS	SK	YDS	QBH	NO	YDS	LG	TD	PD	FF	FR	TD	YDS	TK	S	A	FF	FR	S	A				
2010	Browns	16	7	56	49	7	0	0	1.0	5.0	0	6	101	62	0	18	1	0	0	0	8	8	0	0	0	0				
2011	Browns	15	15	65	53	12	2	0	1.0	0.0	1	0	0	0	19	1	1	0	0	0	0	0	0	0	0					
2012	Browns	11	11	51	40	11	0	0	0.0	0.0	0	3	64	50	0	11	1	0	0	0	0	0	0	0	0					
2013	Browns	15	15	54	43	11	0	0	0.0	0.0	0	4	57	29	1	20	0	0	0	0	0	0	0	0	0					
2014	Browns	15	15	73	58	15	1	3	0.0	0.0	0	3	0	0	20	2	1	2	0	34	0	0	0	0	0					
2015	Browns	5	5	22	18	4	0	0	0.0	0.0	0	0	0	0	2	0	1	0	0	0	0	0	0	0	0					
2016	Browns	13	13	48	37	11	0	0	0.0	0.0	0	3	9	9	11	0	0	0	0	0	0	0	0	0	0					
2017	Browns	1	1	0	0	0	0	0	0.0	0.0	0	0	0	0	0	0	0	0	0	0	0	0	0	0	0					
Went from Cleveland to Pittsburgh.																														
2017	Steelers	10	10	20	18	2	1	3	1.0	3.0	1	1	1	1	0	7	0	0	0	0	0	0	0	0	0	0				
2017	TOTAL	11	11	20	18	2	1	3	1.0	3.0	1	1	1	1	0	7	0	0	0	0	0	0	0	0	0	0				
2018	Steelers	15	15	63	51	12	2	2	0.0	0.0	0	2	0	0	0	12	1	0	0	0	0	0	0	0	0	0				
2019	Steelers	16	16	65	59	6	3	7	0.0	0.0	0	5	20	16	0	17	1	1	0	3	0	0	0	0	0	0				
2020	Steelers	14	14	52	44	8	2	1	0.0	0.0	0	2	38	24	1	12	0	0	0	0	0	0	0	0	0	0				
2021	Steelers	10	10	30	20	10	0	0	0.0	0.0	0	0	0	0	0	5	1	1	0	0	0	0	0	0	0	0				
NFL TOTALS		156	147	599	490	109	11	16	3.0	8.0	2	29	290	62	2	154	7	6	0	37	8	8	0	0	0	0				

JOE HADEN'S NFL POSTSEASON DEFENSIVE STATISTICS

TACKLES										INTERCEPTIONS					O. FUMB				ST				MISC				
DATE	TEAM	GP	GS	TK	S	A	TFL	YDS	SK	YDS	QBH	NO	YDS	LG	TD	PD	FF	FR	TD	YDS	TK	S	A	FF	FR	S	A
2017	Steelers	1	1	4	4	0	0	0.0	0.0	0.0	0	0	0	0	0	1	0	0	0	0	0	0	0	0	0	0	0
2020	Steelers	0	0	0	0	0	0	0.0	0.0	0.0	0	0	0	0	0	0	0	0	0	0	0	0	0	0	0	0	0
NFL TOTALS		1	1	4	4	0	0	0.0	0.0	0.0	0	0	0	0	0	1	0	0	0	0	0	0	0	0	0	0	0

SINGLE-GAME HIGHS: DEFENSIVE

Total Tackles	13 vs. Houston Texans, Nov 16, 2014 12 vs. New England Patriots, Dec 16, 2018	Tackles For Loss	2 vs. Cleveland Browns, Oct 28, 2018 1 vs. Baltimore Ravens, Dec 02, 2020 ...8 more at 1.
Sacks	1.0 vs. Pittsburgh Steelers, Sep 10, 2017 1.0 vs. Cincinnati Bengals, Sep 11, 2011 ...1 more at 1.0.	Interceptions	2 at Arizona Cardinals, Dec 08, 2019 2 vs. Baltimore Ravens, Sep 18, 2016 ...1 more at 2.
Passes Defensed	5 vs. Los Angeles Rams, Nov 10, 2019 5 vs. Cincinnati Bengals, Sep 11, 2011	Interception Return Yards	62 at Pittsburgh Steelers, Oct 17, 2010 50 vs. Philadelphia Eagles, Sep 09, 2012
Forced Fumbles	1 at Buffalo Bills, Sep 12, 2021 1 vs. Los Angeles Rams, Nov 10, 2019 ...5 more at 1.	Special Teams Tackles	2 vs. Cincinnati Bengals, Oct 03, 2010 2 vs. Kansas City Chiefs, Sep 19, 2010
Fumble Recoveries	1 vs. Tennessee Titans, Dec 19, 2021 1 at Baltimore Ravens, Dec 29, 2019 ...4 more at 1.	Longest Opponent's Fumble Return	34 vs. Oakland Raiders, Oct 26, 2014 3 at Baltimore Ravens, Dec 29, 2019

SINGLE-GAME HIGHS - POSTSEASON: DEFENSIVE

Total Tackles	4 vs. Jacksonville Jaguars, Jan 14, 2018	Passes Defensed	1 vs. Jacksonville Jaguars, Jan 14, 2018
---------------	--	-----------------	--

SINGLE-GAME HIGHS: RUSHING/RECEIVING

All-Purpose Yards	107 at Pittsburgh Steelers, Oct 17, 2010	Punt Return Yards	13 vs. Baltimore Ravens, Sep 18, 2016
Kickoff Returns	51 vs. New York Jets, Nov 14, 2010	Longest Punt Return	13 vs. Baltimore Ravens, Sep 18, 2016
Kickoff Return Yards	2 at Pittsburgh Steelers, Oct 17, 2010	Punt Returns	1 vs. New England Patriots, Oct 09, 2016
Longest Kickoff Return	45 at Pittsburgh Steelers, Oct 17, 2010	Special Teams Tackles	1 vs. Baltimore Ravens, Sep 18, 2016
Fair Catches	32 vs. New York Jets, Nov 14, 2010	Most TDs	2 vs. Cincinnati Bengals, Oct 03, 2010
	24 at Pittsburgh Steelers, Oct 17, 2010		2 vs. Kansas City Chiefs, Sep 19, 2010
	2 vs. Cincinnati Bengals, Dec 11, 2016		1 vs. Baltimore Ravens, Dec 02, 2020
	1 at Dallas Cowboys, Nov 08, 2020		1 at Cincinnati Bengals, Nov 17, 2013

2021 GAME-BY-GAME REGULAR-SEASON STATISTICS (STEELERS)

DATE	OPPONENT	P/S	TACKLES							INTERCEPTIONS					O. FUMB			ST				MISC		W/L	SCORE				
			TK	S	A	SK	YDS	TFL	YDS	QBH	NO	YDS	LG	TD	PD	FF	FR	TD	YDS	TK	S	A	FF			FR	S	A	
09/12	at Bills	S	5	3	2	0.0	0.0	0	0	0	0	0	0	0	1	0	0	0	0	0	0	0	0	0	0	W	23-16		
09/19	Raiders		ON INACTIVE LIST																						L	17-26			
09/26	Bengals	S	2	1	1	0.0	0.0	0	0	0	0	0	0	0	0	0	0	0	0	0	0	0	0	0	0	L	10-24		
10/03	at Packers	S	5	2	3	0.0	0.0	0	0	0	0	0	0	1	0	0	0	0	0	0	0	0	0	0	0	L	17-27		
10/10	Broncos	S	5	3	2	0.0	0.0	0	0	0	0	0	0	1	0	0	0	0	0	0	0	0	0	0	0	W	27-19		
10/17	Seahawks	S	3	2	1	0.0	0.0	0	0	0	0	0	0	0	0	0	0	0	0	0	0	0	0	0	0	W	23-20+		
10/31	at Browns	S	2	2	0	0.0	0.0	0	0	0	0	0	0	1	0	0	0	0	0	0	0	0	0	0	0	W	15-10		
11/08	Bears	S	1	1	0	0.0	0.0	0	0	0	0	0	0	1	0	0	0	0	0	0	0	0	0	0	0	W	29-27		
11/14	Lions	S	1	1	0	0.0	0.0	0	0	0	0	0	0	1	0	0	0	0	0	0	0	0	0	0	0	T	16-16		
11/21	at Chargers		ON INACTIVE LIST																						L	37-41			
11/28	at Bengals		ON INACTIVE LIST																						L	10-41			
12/05	Ravens		ON INACTIVE LIST																						W	20-19			
12/09	at Vikings		INACTIVE																						L	28-36			
12/19	Titans	S	2	2	0	0.0	0.0	0	0	0	0	0	0	0	0	1	0	0	0	0	0	0	0	0	0	W	19-13		
12/26	at Chiefs	S	4	3	1	0.0	0.0	0	0	0	0	0	0	0	0	0	0	0	0	0	0	0	0	0	0	L	10-36		
2021 TOTALS		10-10	30	20	10	0.0	0.0	0	0	0	0	0	0	5	1	1	0	0	0	0	0	0	0	0	0	0	7-7-1		
+ - Overtime																													


2020 GAME-BY-GAME POSTSEASON STATISTICS (STEELERS)

DATE	OPPONENT	P/S	TACKLES								INTERCEPTIONS				O. FUMB				ST				MISC		W/L	SCORE		
			TK	S	A	SK	YDS	TFL	YDS	QBH	NO	YDS	LG	TD	PD	FF	FR	TD	YDS	TK	S	A	FF	FR			S	A
01/10	Browns		DID NOT PLAY																									
2020 TOTALS			0	0	0	0.0	0.0	0	0	0	0	0	0	0	0	0	0	0	0	0	0	0	0	0	0	0	0-1	37-48

2017 GAME-BY-GAME POSTSEASON STATISTICS (STEELERS)

DATE	OPPONENT	P/S	TACKLES							INTERCEPTIONS					O. FUMB			ST				MISC		W/L	SCORE		
			TK	S	A	SK	YDS	TFL	YDS	QBH	NO	YDS	LG	TD	PD	FF	FR	TD	YDS	TK	S	A	FF			FR	S
01/14	Jaguars	S	4	4	0	0.0	0.0	0	0	0	0	0	0	1	0	0	0	0	0	0	0	0	0	0	0	L	42-45
2017 TOTALS			1-1	4	4	0	0.0	0.0	0	0	0	0	0	1	0	0	0	0	0	0	0	0	0	0	0	0-1	





71

JOE HAEG

TACKLE

HEIGHT: 6-6

WEIGHT: 298

COLLEGE: North Dakota State

BORN: Mar. 11, 1993 (28)

BIRTHPLACE Lake Shore, MN

HOW ACQUIRED: UFA '21

NFL EXPERIENCE: 6th year

JOE HAEG'S NFL REGULAR SEASON STATISTICS

DATE	TEAM	GP	GS
2016	Colts	15	14
2017	Colts	16	15
2018	Colts	8	6
2019	Colts	16	0
2020	Buccaneers	12	3
2021	Steelers	10	1
NFL TOTALS		77	39

JOE HAEG'S NFL POSTSEASON STATISTICS

DATE	TEAM	GP	GS
2018	Colts	2	0
2020	Buccaneers	4	0
NFL TOTALS		6	0

2021 GAME-BY-GAME REGULAR-SEASON STATISTICS (STEELERS)


DATE	OPPONENT	P/S		W/L/T	SCORE
09/12	at Bills	P		W	23-16
09/19	Raiders	P		L	17-26
09/26	Bengals	P		L	10-24
10/03	at Packers	S		L	17-27
10/10	Broncos	P		W	27-19
10/17	Seahawks	P		W	23-20+
10/31	at Browns		DID NOT PLAY (NON-INJURY)	W	15-10
11/08	Bears		DID NOT PLAY (NON-INJURY)	W	29-27
11/14	Lions	P		T	16-16
11/21	at Chargers	P		L	37-41
11/28	at Bengals		DID NOT PLAY (NON-INJURY)	L	10-41
12/05	Ravens		RESERVE/COVID-19	W	20-19
12/09	at Vikings		RESERVE/COVID-19	L	28-36
12/19	Titans	P		W	19-13
12/26	at Chiefs	P		L	10-36
2021 TOTALS		10-1		7-7-1	
+ - Overtime					

2020 GAME-BY-GAME POSTSEASON STATISTICS (BUCCANEERS)

DATE	OPPONENT	P/S		W/L	SCORE
01/09	at Washington	P		W	31-23
01/17	at Saints	P		W	30-20
01/24	at Packers	P		W	31-26
02/07	Chiefs	P		W	31-9
2020 TOTALS		4-0		4-0	

2018 GAME-BY-GAME POSTSEASON STATISTICS (COLTS)

DATE	OPPONENT	P/S		W/L	SCORE
01/05	at Texans	P		W	21-7
01/12	at Chiefs	P		L	13-31
2018 TOTALS		2-0		1-1	



NAJEE HARRIS

(NAH-jee)

RUNNING BACK

HEIGHT: 6-1

BIRTHPLACE Antioch, CA

WEIGHT: 232

HOW ACQUIRED: D1 '21

COLLEGE: Alabama

NFL EXPERIENCE: R

BORN: Mar. 9, 1998 (23)

REGULAR SEASON COMPARISON: RECEIVING - CLEVELAND BROWNS

DATE	OPP	W/L	GP/GS	REC	YDS.	AVG.	TD	LG	TGTS	YAC
10/31/21	PIT @ CLV	W	S	3	29	9.7	0	20	3	37
TOTALS		1/0	1/1	3	29	9.7	0	20	3	37

NAJEE HARRIS' NFL REGULAR SEASON RUSHING/RECEIVING STATISTICS

RUSHING										RECEIVING				
DATE	TEAM	GP	GS	NO.	YDS.	AVG.	LG	TD		NO.	YDS.	AVG.	LG	TD
2021	Steelers	15	15	268	984	3.7	23	6		67	422	6.3	25t	3
NFL TOTALS		15	15	268	984	3.7	23	6		67	422	6.3	25T	3

NAJEE HARRIS' NFL REGULAR SEASON RETURN STATISTICS

KICKOFF RETURNS									PUNT RETURNS					
DATE	TEAM	RET.	YDS.	AVG.	LG	TD			NO.	FC	YDS.	AVG.	LG	TD
2021	Steelers	0	0	0.0	0	0			0	0	0	0.0	0	0
NFL TOTALS		0	0	0.0	0	0			0	0	0	0.0	0	0

SINGLE-GAME HIGHS: RUSHING/RECEIVING

Rush Attempts	26 vs. Detroit Lions, Nov 14, 2021 26 at Cleveland Browns, Oct 31, 2021	Longest Receptions	25t vs. Las Vegas Raiders, Sep 19, 2021 21 vs. Cincinnati Bengals, Sep 26, 2021
Rushing Yards	122 vs. Denver Broncos, Oct 10, 2021 105 vs. Detroit Lions, Nov 14, 2021	Receiving TDs	1 vs. Seattle Seahawks, Oct 17, 2021 1 vs. Las Vegas Raiders, Sep 19, 2021
Longest Runs	23 at Minnesota Vikings, Dec 09, 2021 21 at Kansas City Chiefs, Dec 26, 2021	All-Purpose Yards	142 vs. Denver Broncos, Oct 10, 2021 142 vs. Cincinnati Bengals, Sep 26, 2021
Rushing TDs	1 at Minnesota Vikings, Dec 09, 2021 1 at Los Angeles Chargers, Nov 21, 2021 ...4 more at 1.	Most TDs	2 at Minnesota Vikings, Dec 09, 2021 1 at Los Angeles Chargers, Nov 21, 2021 ...6 more at 1.
Receptions	14 vs. Cincinnati Bengals, Sep 26, 2021 6 vs. Seattle Seahawks, Oct 17, 2021 ...1 more at 6.	Rushing Average	5.3 vs. Denver Broncos, Oct 10, 2021 4.9 at Kansas City Chiefs, Dec 26, 2021
Receiving Yards	102 vs. Cincinnati Bengals, Sep 26, 2021 46 vs. Seattle Seahawks, Oct 17, 2021	Receiving Average	9.7 at Cleveland Browns, Oct 31, 2021 8.6 vs. Las Vegas Raiders, Sep 19, 2021

100-YARD RECEIVING GAMES (1): REGULAR SEASON


DATE	TEAM	NO.	YDS.	AVG.	LG	TD
09/26/21	BENGALS	14	102	7.3	21	0

100-YARD RUSHING GAMES (2): REGULAR SEASON

DATE	TEAM	ATT.	YDS.	AVG.	LG	TD
10/10/21	BRONCOS	23	122	5.3	20	1
11/14/21	LIONS	26	105	4.0	12	0

2021 GAME-BY-GAME REGULAR-SEASON STATISTICS (STEELERS)

DATE	OPPONENT	P/S	RUSHING					RECEIVING					W/L/T	SCORE
			NO.	YDS.	AVG.	LG	TD	NO.	YDS.	AVG.	LG	TD		
09/12	at Bills	S	16	45	2.8	18	0	1	4	4.0	4	0	W	23-16
09/19	Raiders	S	10	38	3.8	14	0	5	43	8.6	25t	1	L	17-26
09/26	Bengals	S	14	40	2.9	20	0	14	102	7.3	21	0	L	10-24
10/03	at Packers	S	15	62	4.1	11	1	6	29	4.8	9	0	L	17-27
10/10	Broncos	S	23	122	5.3	20	1	2	20	10.0	14	0	W	27-19
10/17	Seahawks	S	24	81	3.4	10	0	6	46	7.7	12	1	W	23-20+
10/31	at Browns	S	26	91	3.5	11	1	3	29	9.7	20	0	W	15-10
11/08	Bears	S	22	62	2.8	13	1	3	16	5.3	9	0	W	29-27
11/14	Lions	S	26	105	4.0	12	0	4	28	7.0	10	0	T	16-16
11/21	at Chargers	S	12	39	3.3	12	1	5	20	4.0	7	0	L	37-41
11/28	at Bengals	S	8	23	2.9	5	0	3	14	4.7	12	0	L	10-41
12/05	Ravens	S	21	71	3.4	13	0	5	36	7.2	18	0	W	20-19
12/09	at Vikings	S	20	94	4.7	23	1	3	10	3.3	6	1	L	28-36
12/19	Titans	S	12	18	1.5	7	0	2	8	4.0	5	0	W	19-13
12/26	at Chiefs	S	19	93	4.9	21	0	5	17	3.4	6	0	L	10-36
2021 TOTALS		15-15	268	984	3.7	23	6	67	422	6.3	25T	3	7-7-1	
+ - Overtime														



6

# PRESSLEY HARVIN III

PUNTER

HEIGHT: 6-0

BIRTHPLACE: Alcolu, SC

WEIGHT: 255

HOW ACQUIRED: D7b '21

COLLEGE: Georgia Tech

NFL EXPERIENCE: R

BORN: Sep. 17, 1998 (23)

REGULAR SEASON COMPARISON: PUNTING - CLEVELAND BROWNS

DATE	OPP	W/L	GP/GS	NO.	YDS.	AVG.	TB	IN20	LG
10/31/21	PIT @ CLV	W	P	4	176	44.0	0	1	56
TOTALS		1/0	1/0	4	176	44.0	0	1	56

PRESSLEY HARVIN III'S NFL REGULAR SEASON PUNTING STATISTICS

DATE	TEAM	GP	NO.	YDS.	AVG.	OPP. RET.	YDS.	NET YDS.	AVG.	TB	IN20	LG	BK
2021	Steelers	14	62	2,684	43.3	26	261	2,363	38.1	3	22	64	0
NFL TOTALS		14	62	2,684	43.3	26	261	2,363	38.1	3	22	64	0

SINGLE-GAME HIGHS: PUNTER

Punts	7 vs. Seattle Seahawks, Oct 17, 2021	Net Punting Avg	43.8 at Cleveland Browns, Oct 31, 2021
	6 at Minnesota Vikings, Dec 09, 2021		42.8 vs. Las Vegas Raiders, Sep 19, 2021
Gross Punting Yards	...1 more at 6.	Longest Punts	64 vs. Baltimore Ravens, Dec 05, 2021
	335 vs. Seattle Seahawks, Oct 17, 2021		63 vs. Denver Broncos, Oct 10, 2021
Gross Punting Avg	280 vs. Detroit Lions, Nov 14, 2021	Inside the 20	4 vs. Seattle Seahawks, Oct 17, 2021
	49.3 vs. Las Vegas Raiders, Sep 19, 2021		3 vs. Detroit Lions, Nov 14, 2021
Net Punting Yards	47.9 vs. Seattle Seahawks, Oct 17, 2021	...1 more at 3.	
	295 vs. Seattle Seahawks, Oct 17, 2021		
227 at Minnesota Vikings, Dec 09, 2021			


2021 GAME-BY-GAME REGULAR-SEASON STATISTICS (STEELERS)

DATE	OPPONENT		NO.	YDS.	AVG.	OPP. RET.	YDS.	NET YDS.	AVG	TB	IN20	LG	BK	W/L/T	SCORE
09/12	at Bills	P	5	207	41.4	1	1	206	41.2	0	2	51	0	W	23-16
09/19	Raiders	P	4	197	49.3	2	26	171	42.8	0	3	59	0	L	17-26
09/26	Bengals	P	4	162	40.5	2	9	153	38.3	0	1	50	0	L	10-24
10/03	at Packers	P	3	102	34.0	1	0	102	34.0	0	1	45	0	L	17-27
10/10	Broncos	P	2	119	59.5	2	26	93	46.5	0	0	63	0	W	27-19
10/17	Seahawks	P	7	335	47.9	3	20	295	42.1	1	4	58	0	W	23-20+
10/31	at Browns	P	4	176	44.0	2	1	175	43.8	0	1	56	0	W	15-10
11/08	Bears	P	5	196	39.2	0	0	176	35.2	1	2	46	0	W	29-27
11/14	Lions	P	6	280	46.7	3	71	189	31.5	1	3	61	0	T	16-16
11/21	at Chargers	P	1	46	46.0	1	-1	47	47.0	0	0	46	0	L	37-41
11/28	at Bengals	P	5	190	38.0	2	17	173	34.6	0	2	42	0	L	10-41
12/05	Ravens	P	5	217	43.4	2	12	205	41.0	0	1	64	0	W	20-19
12/09	at Vikings	P	6	258	43.0	3	31	227	37.8	0	1	49	0	L	28-36
12/19	Titans	P	5	199	39.8	2	48	151	30.2	0	1	51	0	W	19-13
12/26	at Chiefs													L	10-36
ON INACTIVE LIST															
2021 TOTALS			14	62	2,684	43.3	26	261	2,363	38.1	3	22	64	0	7-7-1
+ - Overtime															

2021 PITTSBURGH STEELERS

100

UPDATED PLAYER BIOS



3

DWAYNE HASKINS

QUARTERBACK

HEIGHT: 6-4

WEIGHT: 230

COLLEGE: Ohio State

BORN: May. 3, 1997 (24)

BIRTHPLACE Highland Park, NJ

HOW ACQUIRED: FA '21

NFL EXPERIENCE: 3rd year

REGULAR SEASON COMPARISON: PASSING - CLEVELAND BROWNS

DATE	OPP	W/L	GP/GS	C	ATT	YDS.	AVG.	TD	LG	INT	SK	SKYD	RTG
9/27/20	WAS @ CLV	L	S	21	37	224	6.1	2	33	3	3	18	58.8
TOTALS		0/1	1/1	21	37	224	6.1	2	33	3	3	18	--

DWAYNE HASKINS' NFL REGULAR SEASON PASSING STATISTICS

DATE	TEAM	GP	GS	ATT.	CMP.	PCT.	YDS	AVG.	TD	INT.	LG	SK	LST	RATE
2019	Washington	9	7	203	119	58.6	1,365	6.7	7	7	75t	29	204	76.1
2020	Washington	7	6	241	148	61.4	1,439	6.0	5	7	50	20	141	73.0
2021	Steelers	0	0	0	0	0.0	0	0.0	0	0	0	0	0	0.0
TOTALS		16	13	444	267	60.1	2,804	6.3	12	14	75T	49	345	74.4

DWAYNE HASKINS' NFL POSTSEASON PASSING STATISTICS

DATE	TEAM	GP	GS	ATT.	CMP.	PCT.	YDS	AVG.	TD	INT.	LG	SK	LST	RATE
2020	Washington	0	0	0	0	0.0	0	0.0	0	0	0	0	0	0.0
TOTALS		0	0	0	0	0.0	0	0.0	0	0	0	0	0	0.0

DWAYNE HASKINS' NFL REGULAR SEASON RUSHING STATISTICS

DATE	TEAM	NO.	YDS.	AVG.	LG	TD
2019	Washington	20	101	5.1	23	0
2020	Washington	20	46	2.3	19	1
2021	Steelers	0	0	0.0	0	0
TOTALS		40	147	3.7	23	1

DWAYNE HASKINS' NFL POSTSEASON RUSHING STATISTICS

DATE	TEAM	NO.	YDS.	AVG.	LG	TD
2020	Washington	0	0	0.0	0	0
TOTALS		0	0	0.0	0	0

DWAYNE HASKINS' NFL REGULAR SEASON PASSING/RUSHING STATISTICS

DATE	TEAM	GP	GS	ATT.	CMP.	PCT.	YDS	PASSING							RUSHING				
								AVG.	TD	INT.	LG	SK	LST	RATE	NO.	YDS.	AVG.	LG	TD
2019	Washington	9	7	203	119	58.6	1,365	6.7	7	7	75t	29	204	76.1	20	101	5.1	23	0
2020	Washington	7	6	241	148	61.4	1,439	6.0	5	7	50	20	141	73.0	20	46	2.3	19	1
2021	Steelers	0	0	0	0	0.0	0	0.0	0	0	0	0	0	0.0	0	0	0.0	0	0
TOTALS		16	13	444	267	60.1	2,804	6.3	12	14	75T	49	345	74.4	40	147	3.7	23	1

DWAYNE HASKINS' NFL POSTSEASON PASSING/RUSHING STATISTICS

DATE	TEAM	GP	GS	ATT.	CMP.	PCT.	YDS	PASSING							RUSHING				
								AVG.	TD	INT.	LG	SK	LST	RATE	NO.	YDS.	AVG.	LG	TD
2020	Washington	0	0	0	0	0.0	0	0.0	0	0	0	0	0	0.0	0	0	0.0	0	0
TOTALS		0	0	0	0	0.0	0	0.0	0	0	0	0	0	0.0	0	0	0.0	0	0

SINGLE-GAME HIGHS: QUARTERBACK

Pass Attempts	55 vs. Seattle Seahawks, Dec 20, 2020	Passer Rating	143.2 vs. New York Giants, Dec 22, 2019
	45 vs. Baltimore Ravens, Oct 04, 2020		121.3 vs. Philadelphia Eagles, Dec 15, 2019
Pass Completions	38 vs. Seattle Seahawks, Dec 20, 2020	Rush Attempts	7 vs. Philadelphia Eagles, Sep 13, 2020
	32 vs. Baltimore Ravens, Oct 04, 2020		4 at San Francisco 49ers, Dec 13, 2020
Yards Passing	314 vs. Baltimore Ravens, Oct 04, 2020		...2 more at 4.
	295 vs. Seattle Seahawks, Dec 20, 2020	Rushing Yards	28 vs. Seattle Seahawks, Dec 20, 2020
TD Passes	2 at Cleveland Browns, Sep 27, 2020		28 vs. Detroit Lions, Nov 24, 2019
	2 vs. New York Giants, Dec 22, 2019	Longest Runs	23 vs. Philadelphia Eagles, Dec 15, 2019
	...2 more at 2.		19 vs. Philadelphia Eagles, Sep 13, 2020
Long Passes	751 vs. Philadelphia Eagles, Dec 15, 2019	Rushing TDs	1 vs. Baltimore Ravens, Oct 04, 2020
	50 vs. Carolina Panthers, Dec 27, 2020		
Completion Percentage	80.0 vs. New York Giants, Dec 22, 2019		
	71.1 vs. Baltimore Ravens, Oct 04, 2020		

300-YARD PASSING GAMES (1): REGULAR SEASON

DATE	TEAM	NO.	YDS.	AVG.	LG	TD
10/04/20	RAVENS	32	314	9.8	40	0

2021 GAME-BY-GAME REGULAR-SEASON STATISTICS (STEELERS)

		PASSING												RUSHING					
DATE	OPPONENT	P/S	ATT	CMP	YDS	PCT	Y/A	Y/C	TD	INT	LG	SK/YD	RATE	ATT	YDS	LG	TD	W/L/T	SCORE
09/12	at Bills								ON INACTIVE LIST									W	23-16
09/19	Raiders								ON INACTIVE LIST									L	17-26
09/26	Bengals								ON INACTIVE LIST									L	10-24
10/03	at Packers								ON INACTIVE LIST									L	17-27
10/10	Broncos								ON INACTIVE LIST									W	27-19
10/17	Seahawks								ON INACTIVE LIST									W	23-20+
10/31	at Browns								ON INACTIVE LIST									W	15-10
11/08	Bears								ON INACTIVE LIST									W	29-27
11/14	Lions								DID NOT PLAY (NON-INJURY)									T	16-16
11/21	at Chargers								ON INACTIVE LIST									L	37-41
11/28	at Bengals								ON INACTIVE LIST									L	10-41
12/05	Ravens								ON INACTIVE LIST									W	20-19
12/09	at Vikings								INACTIVE									L	28-36
12/19	Titans								ON INACTIVE LIST									W	19-13
12/26	at Chiefs								ON INACTIVE LIST									L	10-36
2021 TOTALS		0-0	0	0	0	0.0	0.0	0.0	0	0	0	0/0	0.0	0	0	0	0	7-7-1	
+ - Overtime																			

2020 GAME-BY-GAME POSTSEASON STATISTICS (WASHINGTON)

		PASSING												RUSHING					
DATE	OPPONENT	P/S	ATT	CMP	YDS	PCT	Y/A	Y/C	TD	INT	LG	SK/YD	RATE	ATT	YDS	LG	TD	W/L	SCORE
01/09	Buccaneers								DID NOT PLAY									L	23-31
2020 TOTALS		0-0	0	0	0	0.0	0.0	0.0	0	0	0	0/0	0.0	0	0	0	0	0-1	



60

J.C. HASSENAUER CENTER

HEIGHT: 6-2 BIRTHPLACE Woodbury, MN  
WEIGHT: 295 HOW ACQUIRED: FA '19  
COLLEGE: Alabama NFL EXPERIENCE: 2nd year  
BORN: Sep. 15, 1995 (26)

J.C. HASSENAUER'S NFL REGULAR SEASON STATISTICS

DATE	TEAM	GP	GS
2018	Falcons	0	0
2019	Steelers	0	0
2020	Steelers	15	4
2021	Steelers	11	1
NFL TOTALS		26	5

J.C. HASSENAUER'S NFL POSTSEASON STATISTICS


DATE	TEAM	GP	GS
2020	Steelers	1	0
NFL TOTALS		1	0

2021 GAME-BY-GAME REGULAR-SEASON STATISTICS (STEELERS)

DATE	OPPONENT	P/S	W/L/T	SCORE
09/12	at Bills	P	W	23-16
09/19	Raiders	P	L	17-26
09/26	Bengals	P	L	10-24
10/03	at Packers	P	L	17-27
10/10	Broncos	P	W	27-19
10/17	Seahawks	P	W	23-20+
10/31	at Browns	P	W	15-10
11/08	Bears	P	W	29-27
11/14	Lions	P	T	16-16
11/21	at Chargers	S	L	37-41
11/28	at Bengals		L	10-41
12/05	Ravens		W	20-19
12/09	at Vikings		L	28-36
12/19	Titans		W	19-13
12/26	at Chiefs	P	L	10-36
2021 TOTALS		11-1	7-7-1	
+ - Overtime				

2020 GAME-BY-GAME POSTSEASON STATISTICS (STEELERS)

DATE	OPPONENT	P/S	W/L	SCORE
01/10	Browns	P	L	37-48
2020 TOTALS		1-0	0-1	



# CAMERON HEYWARD

DEFENSIVE TACKLE

HEIGHT: 6-5

BIRTHPLACE Pittsburgh, PA

WEIGHT: 295

HOW ACQUIRED: D1 '11

COLLEGE: Ohio State

NFL EXPERIENCE: 11th year

BORN: May, 6, 1989 (32)

AP AP

PRO BOWL

'17 '19 '18 '19 '20

REGULAR SEASON COMPARISON: DEFENSIVE - CLEVELAND BROWNS

DATE	OPP	W/L/T	GP/GS	TACKLES			SACK	YDS.	INT	TFL	PD	QBH	TD	MISC	
				TOT	SOLO	ASST								FF	FR
12/8/11	PIT vs. CLV	W	P	0	0	0	0.0	0.0	0	0	0	1	0	0	0
11/25/12	PIT @ CLV	L	P	1	1	0	0.0	0.0	0	0	0	0	0	0	0
12/30/12	PIT vs. CLV	W	P	4	1	3	0.5	2.0	0	0	0	1	0	0	0
11/24/13	PIT @ CLV	W	S	2	1	1	1.0	7.0	0	1	0	1	0	0	1
12/29/13	PIT vs. CLV	W	S	3	2	1	1.0	7.0	0	2	0	2	0	0	0
9/7/14	PIT vs. CLV	W	S	4	3	1	1.0	6.0	0	2	0	1	0	0	0
10/12/14	PIT @ CLV	L	S	4	2	2	1.0	7.0	0	1	0	1	0	0	0
11/15/15	PIT vs. CLV	W	S	3	2	1	1.0	3.0	0	2	0	1	0	0	0
1/3/16	PIT @ CLV	W	S	1	1	0	0.0	0.0	0	0	0	0	0	0	0
9/10/17	PIT @ CLV	W	S	3	1	2	1.0	4.0	0	1	0	1	0	0	0
9/9/18	PIT @ CLV	T	S	7	5	2	1.0	11.0	0	1	0	1	0	0	0
10/28/18	PIT vs. CLV	W	S	1	0	1	0.0	0.0	0	0	0	0	0	0	0
11/14/19	PIT @ CLV	L	S	6	5	1	0.0	0.0	0	1	0	1	0	0	0
12/1/19	PIT vs. CLV	W	S	6	3	3	0.5	1.0	0	1	0	1	0	0	1
10/18/20	PIT vs. CLV	W	S	8	6	2	0.0	0.0	0	1	0	1	0	0	0
10/31/21	PIT @ CLV	W	S	4	3	1	0.5	2.5	0	0	0	2	0	0	0
TOTALS		12/3/1	16/13	57	36	21	8.5	50.5	0	13	0	15	0	0	2

POSTSEASON COMPARISON: DEFENSIVE - CLEVELAND BROWNS

DATE	OPP	W/L	GP/GS	TACKLES			SACK	YDS.	INT	TFL	PD	QBH	TD	MISC	
				TOT	SOLO	ASST								FF	FR
1/10/21	PIT vs. CLV	L	S	1	1	0	0.0	0.0	0	0	1	0	0	0	0
TOTALS		0/1	1/1	1	1	0	0.0	0.0	0	0	1	0	0	0	0

CAMERON HEYWARD'S NFL REGULAR SEASON DEFENSIVE STATISTICS

DATE	TEAM	GP	GS	TK	S	TACKLES					INTERCEPTIONS					O. FUMB					ST					MISC				
						A	TFL	YDS	SK	YDS	QBH	NO	YDS	LG	TD	PD	FF	FR	TD	YDS	TK	S	A	FF	FR	S	A			
2011	Steelers	16	0	11	10	1	0	0	1.0	8.0	3	0	0	0	0	1	1	0	0	0	0	0	0	0	0	0	0			
2012	Steelers	16	0	20	13	7	2	0	1.5	5.0	3	0	0	0	0	0	0	0	0	0	0	0	0	0	0	0	0			
2013	Steelers	16	13	59	35	24	7	51	5.0	41.0	10	0	0	0	0	7	0	1	0	8	0	0	0	0	0	0	0			
2014	Steelers	16	16	53	33	20	11	54	7.5	47.0	16	0	0	0	0	4	0	0	0	0	0	0	0	0	0	0	0			
2015	Steelers	16	16	54	39	15	15	69	7.0	35.0	13	0	0	0	0	2	1	0	0	0	0	0	0	0	0	0	0			
2016	Steelers	7	7	21	17	4	4	18	3.0	16.0	5	0	0	0	0	4	0	1	0	1	0	0	0	0	0	0	0			
2017	Steelers	15	15	45	30	15	16	78	12.0	71.0	22	0	0	0	0	3	2	1	0	0	0	0	0	0	0	0	0			
2018	Steelers	16	16	51	29	22	10	55	8.0	60.0	18	0	0	0	0	3	1	1	0	0	0	0	0	0	0	0	0			
2019	Steelers	16	16	83	51	32	11	53	9.0	61.0	23	0	0	0	0	6	1	1	0	0	0	0	0	0	0	0	0			
2020	Steelers	15	15	54	30	24	7	20	4.0	28.5	19	1	0	0	0	3	0	0	0	0	0	0	0	0	0	0	0			
2021	Steelers	15	15	79	44	35	12	54	8.0	52.5	14	1	0	0	0	7	1	1	0	0	0	0	0	0	0	0	0			
NFL TOTALS		164	129	530	331	199	95	452	66.0	425.0	146	2	0	0	0	40	7	6	0	9	0	0	0	0	0	0	0			

CAMERON HEYWARD'S NFL POSTSEASON DEFENSIVE STATISTICS

DATE	TEAM	GP	GS	TACKLES								INTERCEPTIONS					O. FUMB					ST				MISC			
				TK	S	A	TFL	YDS	SK	YDS	QBH	NO	YDS	LG	TD	PD	FF	FR	TD	YDS	TK	S	A	FF	FR	S	A		
2011	Steelers	1	0	4	3	1	0	0	0.0	0.0	0	0	0	0	0	0	0	0	0	0	0	0	0	0	0				
2014	Steelers	1	1	2	2	0	0	0	0.0	0.0	2	0	0	0	0	0	0	0	0	0	0	0	0	0	0				
2015	Steelers	2	2	1	1	0	0	0	1.0	11.0	4	0	0	0	0	1	0	0	0	0	0	0	0	0	0				
2017	Steelers	1	1	1	1	0	1	2	0.0	0.0	0	0	0	0	0	0	0	0	0	0	0	0	0	0	0				
2020	Steelers	1	1	1	1	0	0	0	0.0	0.0	0	0	0	0	1	0	0	0	0	0	0	0	0	0	0				
NFL TOTALS		6	5	9	8	1	1	2	1.0	11.0	6	0	0	0	1	1	0	0	0	0	0	0	0	0	0				



### SINGLE-GAME HIGHS: DEFENSIVE

Total Tackles	10 vs. Miami Dolphins, Dec 08, 2013 9 vs. Seattle Seahawks, Oct 17, 2021 ...1 more at 9.	Fumble Recoveries	1 at Buffalo Bills, Sep 12, 2021 1 vs. Cleveland Browns, Dec 01, 2019 ...4 more at 1.
Sacks	3.0 vs. Kansas City Chiefs, Oct 02, 2016 2.5 vs. Cincinnati Bengals, Sep 30, 2019	Tackles For Loss	3 vs. Kansas City Chiefs, Oct 02, 2016 2 vs. Baltimore Ravens, Dec 05, 2021 ...4 more at 2.
Passes Defensed	2 vs. Denver Broncos, Oct 10, 2021 2 at Buffalo Bills, Sep 12, 2021 ...4 more at 2.	Interceptions	1 at New York Giants, Sep 14, 2020
Forced Fumbles	1 at Buffalo Bills, Sep 12, 2021 1 vs. Cincinnati Bengals, Sep 30, 2019 ...5 more at 1.	Longest Opponent's Fumble Return	8 at Cleveland Browns, Nov 24, 2013 1 vs. Cincinnati Bengals, Sep 18, 2016

### SINGLE-GAME HIGHS - POSTSEASON: DEFENSIVE

Total Tackles	4 at Denver Broncos, Jan 08, 2012 2 vs. Baltimore Ravens, Jan 03, 2015 1 vs. Cleveland Browns, Jan 10, 2021 1 vs. Jacksonville Jaguars, Jan 14, 2018 1 at Cincinnati Bengals, Jan 09, 2016	Forced Fumbles	1 at Cincinnati Bengals, Jan 09, 2016
Sacks	1.0 at Cincinnati Bengals, Jan 09, 2016	Tackles For Loss	1 vs. Jacksonville Jaguars, Jan 14, 2018
Passes Defensed	1 vs. Cleveland Browns, Jan 10, 2021		

### SINGLE-GAME HIGHS: RUSHING/RECEIVING

All-Purpose Yards	11 vs. Baltimore Ravens, Oct 20, 2013 8 at Cleveland Browns, Nov 24, 2013	Kickoff Return Yards	11 vs. Baltimore Ravens, Oct 20, 2013
Kickoff Returns	1 vs. Baltimore Ravens, Oct 20, 2013	Longest Kickoff Return	11 vs. Baltimore Ravens, Oct 20, 2013

### 2021 GAME-BY-GAME REGULAR-SEASON STATISTICS (STEELERS)

DATE	OPPONENT	P/S	TACKLES								INTERCEPTIONS				O. FUMB			ST			MISC		W/L	SCORE					
			TK	S	A	SK	YDS	TFL	YDS	QBH	NO	YDS	LG	TD	PD	FF	FR	TD	YDS	TK	S	A			FF	FR	S	A	
09/12	at Bills	S	4	2	2	1.0	6.0	1	6	1	0	0	0	0	2	1	1	0	0	0	0	0	0	0	0	W	23-16		
09/19	Raiders	S	7	4	3	0.0	0.0	1	0	0	0	0	0	1	0	0	0	0	0	0	0	0	0	0	0	L	17-26		
09/26	Bengals	S	5	1	4	0.0	0.0	0	0	0	0	0	0	0	0	0	0	0	0	0	0	0	0	0	0	L	10-24		
10/03	at Packers	S	8	5	3	0.0	0.0	1	1	1	0	0	0	0	0	0	0	0	0	0	0	0	0	0	0	L	17-27		
10/10	Broncos	S	3	2	1	0.0	0.0	0	0	0	0	0	0	2	0	0	0	0	0	0	0	0	0	0	0	W	27-19		
10/17	Seahawks	S	9	6	3	1.0	8.0	2	12	1	0	0	0	0	0	0	0	0	0	0	0	0	0	0	0	W	23-20+		
10/31	at Browns	S	4	3	1	0.5	2.5	0	0	2	0	0	0	0	0	0	0	0	0	0	0	0	0	0	0	W	15-10		
11/08	Bears	S	2	2	0	0.0	0.0	0	0	3	1	0	0	0	1	0	0	0	0	0	0	0	0	0	0	W	29-27		
11/14	Lions	S	5	3	2	2.0	18.0	2	18	2	0	0	0	0	0	0	0	0	0	0	0	0	0	0	0	T	16-16		
11/21	at Chargers	S	2	2	0	0.0	0.0	0	0	0	0	0	0	0	1	0	0	0	0	0	0	0	0	0	0	L	37-41		
11/28	at Bengals	S	8	3	5	1.0	6.0	1	6	1	0	0	0	0	0	0	0	0	0	0	0	0	0	0	0	L	10-41		
12/05	Ravens	S	4	3	1	1.0	3.0	2	5	1	0	0	0	0	0	0	0	0	0	0	0	0	0	0	0	W	20-19		
12/09	at Vikings	S	6	3	3	0.0	0.0	1	2	0	0	0	0	0	0	0	0	0	0	0	0	0	0	0	0	L	28-36		
12/19	Titans	S	6	2	4	0.5	5.0	0	0	1	0	0	0	0	0	0	0	0	0	0	0	0	0	0	0	W	19-13		
12/26	at Chiefs	S	6	3	3	1.0	4.0	1	4	1	0	0	0	0	0	0	0	0	0	0	0	0	0	0	0	L	10-36		
2021 TOTALS			15-15	79	44	35	8.0	52.5	12	54	14	1	0	0	0	7	1	1	0	0	0	0	0	0	0	0	7-7-1		
+ - Overtime																													

### 2020 GAME-BY-GAME POSTSEASON STATISTICS (STEELERS)

DATE	OPPONENT	P/S	TACKLES							INTERCEPTIONS				O. FUMB			ST				MISC		W/L	SCORE			
			TK	S	A	SK	YDS	TFL	YDS	QBH	NO	YDS	LG	TD	PD	FF	FR	TD	YDS	TK	S	A			FF	FR	S
01/10	Browns	S	1	1	0	0.0	0.0	0	0	0	0	0	0	1	0	0	0	0	0	0	0	0	0	0	0	L	37-48
2020 TOTALS			1-1	1	1	0	0.0	0.0	0	0	0	0	0	1	0	0	0	0	0	0	0	0	0	0	0	0-1	

### 2017 GAME-BY-GAME POSTSEASON STATISTICS (STEELERS)

			TACKLES							INTERCEPTIONS				O. FUMB			ST				MISC							
DATE	OPPONENT	P/S	TK	S	A	SK	YDS	TFL	YDS	QBH	NO	YDS	LG	TD	PD	FF	FR	TD	YDS	TK	S	A	FF	FR	S	A	W/L	SCORE
01/14	Jaguars	S	1	1	0	0.0	0.0	1	2	0	0	0	0	0	0	0	0	0	0	0	0	0	0	0	0	0	L	42-45
2017 TOTALS		1-1	1	1	0	0.0	0.0	1	2	0	0	0	0	0	0	0	0	0	0	0	0	0	0	0	0	0	0-1	

### 2015 GAME-BY-GAME POSTSEASON STATISTICS (STEELERS)

			TACKLES							INTERCEPTIONS				O. FUMB			ST				MISC							
DATE	OPPONENT	P/S	TK	S	A	SK	YDS	TFL	YDS	QBH	NO	YDS	LG	TD	PD	FF	FR	TD	YDS	TK	S	A	FF	FR	S	A	W/L	SCORE
01/09	at Bengals	S	1	1	0	1.0	11.0	0	0	4	0	0	0	0	0	1	0	0	0	0	0	0	0	0	0	0	W	18-16
01/17	at Broncos	S	0	0	0	0.0	0.0	0	0	0	0	0	0	0	0	0	0	0	0	0	0	0	0	0	0	0	L	16-23
2015 TOTALS			2-2	1	1	0	1.0	11.0	0	4	0	0	0	0	0	1	0	0	0	0	0	0	0	0	0	0	1-1	

### 2014 GAME-BY-GAME POSTSEASON STATISTICS (STEELERS)

DATE	OPPONENT	P/S	TACKLES							INTERCEPTIONS				O. FUMB			ST				MISC		W/L	SCORE			
			TK	S	A	SK	YDS	TFL	YDS	QBH	NO	YDS	LG	TD	PD	FF	FR	TD	YDS	TK	S	A			FF	FR	S
01/03	Ravens	S	2	2	0	0.0	0.0	0	0	2	0	0	0	0	0	0	0	0	0	0	0	0	0	0	0	L	17-30
2014 TOTALS			1-1	2	2	0	0.0	0.0	0	2	0	0	0	0	0	0	0	0	0	0	0	0	0	0	0	0-1	

2011 GAME-BY-GAME POSTSEASON STATISTICS (STEELERS)

			TACKLES								INTERCEPTIONS					O. FUMB				ST				MISC				
DATE	OPPONENT	P/S	TK	S	A	SK	YDS	TFL	YDS	QBH	NO	YDS	LG	TD	PD	FF	FR	TD	YDS	TK	S	A	FF	FR	S	A	W/L	SCORE
01/08	at Broncos	P	4	3	1	0.0	0.0	0	0	0	0	0	0	0	0	0	0	0	0	0	0	0	0	0	0	0	L	23-29+
2011 TOTALS			1-0	4	3	1	0.0	0.0	0	0	0	0	0	0	0	0	0	0	0	0	0	0	0	0	0	0	0-1	

+- Overtime



56

ALEX HIGHSMITH

LINEBACKER

HEIGHT: 6-4  
WEIGHT: 242  
COLLEGE: Charlotte  
BORN: Aug. 7, 1997 (24)  
BIRTHPLACE: Wilmington, NC  
HOW ACQUIRED: D3 '20  
NFL EXPERIENCE: 2nd year

REGULAR SEASON COMPARISON: DEFENSIVE - CLEVELAND BROWNS

DATE	OPP	W/L	GP/GS	TACKLES			ASST	SACK	YDS.	INT	TFL	PD	QBH	TD	MISC		
				TOT	SOLO										FF		FR
1/3/21	PIT @ CLV	L	S	9	6		3	1.0	10.0	0	1	0	1	0	0	0	0
10/31/21	PIT @ CLV	W	S	4	1		3	0.0	0.0	0	1	0	0	0	0	0	0
TOTALS		1/1	2/2	13	7		6	1.0	10.0	0	2	0	1	0	0	0	0

POSTSEASON COMPARISON: DEFENSIVE - CLEVELAND BROWNS

DATE	OPP	W/L	GP/GS	TACKLES			ASST	SACK	YDS.	INT	TFL	PD	QBH	TD	MISC		
				TOT	SOLO										FF		FR
1/10/21	PIT vs. CLV	L	S	2	1		1	0.0	0.0	0	0	0	0	0	0	0	0
TOTALS		0/1	1/1	2	1		1	0.0	0.0	0	0	0	0	0	0	0	0

ALEX HIGHSMITH'S NFL REGULAR SEASON DEFENSIVE STATISTICS

DATE	TEAM	GP	GS	TK	S	TACKLES						INTERCEPTIONS						O. FUMB			ST			MISC		
						A	TFL	YDS	SK	YDS	QBH	NO	YDS	LG	TD	PD	FF	FR	TD	YDS	TK	S	A	FF	FR	S
2020	Steelers	16	5	42	26	16	5	22	2.0	16.0	6	1	2	2	0	1	0	0	0	6	4	2	0	0	0	0
2021	Steelers	14	14	64	36	28	12	38	4.0	21.5	12	0	0	0	0	1	0	0	0	0	0	0	0	0	0	
NFL TOTALS		30	19	106	62	44	17	60	6.0	37.5	18	1	2	2	0	1	1	0	0	6	4	2	0	0	0	0

ALEX HIGHSMITH'S NFL POSTSEASON DEFENSIVE STATISTICS

		TACKLES										INTERCEPTIONS						O. FUMB			ST			MISC			
DATE	TEAM	GP	GS	TK	S	A	TFL	YDS	SK	YDS	QBH	NO	YDS	LG	TD	PD	FF	FR	TD	YDS	TK	S	A	FF	FR	S	A
2020	Steelers	1	1	2	1	1	0	0	0.0	0.0	0	0	0	0	0	0	0	0	0	0	0	0	0	0	0	0	0
NFL TOTALS		1	1	2	1	1	0	0	0.0	0.0	0	0	0	0	0	0	0	0	0	0	0	0	0	0	0	0	0

SINGLE-GAME HIGHS: DEFENSIVE

- Total Tackles11 vs. Detroit Lions, Nov 14, 2021  
9 at Cleveland Browns, Jan 03, 2021
- Sacks1.5 at Los Angeles Chargers, Nov 21, 2021  
1.5 vs. Seattle Seahawks, Oct 17, 2021
- Passes Defensed1 at Baltimore Ravens, Nov 01, 2020
- Forced Fumbles1 at Kansas City Chiefs, Dec 26, 2021
- Tackles For Loss2 vs. Baltimore Ravens, Dec 05, 2021  
2 at Cincinnati Bengals, Nov 28, 2021  
...2 more at 2.
- Interceptions1 at Baltimore Ravens, Nov 01, 2020
- Interception Return Yards2 at Baltimore Ravens, Nov 01, 2020
- Special Teams Tackles3 vs. Cleveland Browns, Oct 18, 2020  
1 vs. Indianapolis Colts, Dec 27, 2020  
...2 more at 1.

SINGLE-GAME HIGHS - POSTSEASON: DEFENSIVE


- Total Tackles2 vs. Cleveland Browns, Jan 10, 2021

2021 GAME-BY-GAME REGULAR-SEASON STATISTICS (STEELERS)

DATE	OPPONENT	P/S	TACKLES								INTERCEPTIONS				O. FUMB			ST			MISC			W/L	SCORE		
			TK	S	A	SK	YDS	TFL	YDS	QBH	NO	YDS	LG	TD	PD	FF	FR	TD	YDS	TK	S	A	FF			FR	S
09/12	at Bills	S	4	3	1	0.0	0.0	0	0	0	0	0	0	0	0	0	0	0	0	0	0	0	0	0	W	23-16	
09/19	Raiders	S	4	3	1	0.0	0.0	1	4	0	0	0	0	0	0	0	0	0	0	0	0	0	0	0	L	17-26	
09/26	Bengals									ON INACTIVE LIST															L	10-24	
10/03	at Packers	S	5	2	3	0.0	0.0	0	0	0	0	0	0	0	0	0	0	0	0	0	0	0	0	0	L	17-27	
10/10	Broncos	S	1	1	0	0.0	0.0	0	0	0	0	0	0	0	0	0	0	0	0	0	0	0	0	0	W	27-19	
10/17	Seahawks	S	7	2	5	1.5	15.5	2	9	4	0	0	0	0	0	0	0	0	0	0	0	0	0	0	W	23-20+	
10/31	at Browns	S	4	1	3	0.0	0.0	1	1	0	0	0	0	0	0	0	0	0	0	0	0	0	0	0	W	15-10	
11/08	Bears	S	3	0	3	0.0	0.0	0	0	2	0	0	0	0	0	0	0	0	0	0	0	0	0	0	W	29-27	
11/14	Lions	S	11	8	3	0.0	0.0	2	9	1	0	0	0	0	0	0	0	0	0	0	0	0	0	0	T	16-16	
11/21	at Chargers	S	6	3	3	1.5	6.0	1	4	3	0	0	0	0	0	0	0	0	0	0	0	0	0	0	L	37-41	
11/28	at Bengals	S	5	3	2	0.0	0.0	2	8	0	0	0	0	0	0	0	0	0	0	0	0	0	0	0	L	10-41	
12/05	Ravens	S	3	3	0	0.0	0.0	2	3	0	0	0	0	0	0	0	0	0	0	0	0	0	0	0	W	20-19	
12/09	at Vikings	S	1	1	0	0.0	0.0	1	0	0	0	0	0	0	0	0	0	0	0	0	0	0	0	0	L	28-36	
12/19	Titans	S	4	4	0	0.0	0.0	0	0	1	0	0	0	0	0	0	0	0	0	0	0	0	0	0	W	19-13	
12/26	at Chiefs	S	6	2	4	1.0	0.0	0	0	1	0	0	0	0	0	1	0	0	0	0	0	0	0	0	L	10-36	
2021 TOTALS			14-14	64	36	28	4.0	21.5	12	38	12	0	0	0	0	0	1	0	0	0	0	0	0	0	0	7-7-1	
+/- Overtime																											

2020 GAME-BY-GAME POSTSEASON STATISTICS (STEELERS)

			TACKLES								INTERCEPTIONS					O. FUMB			ST				MISC					
DATE	OPPONENT	P/S	TK	S	A	SK	YDS	TFL	YDS	QBH	NO	YDS	LG	TD	PD	FF	FR	TD	YDS	TK	S	A	FF	FR	S	A	W/L	SCORE
01/10	Browns	S	2	1	1	0.0	0.0	0	0	0	0	0	0	0	0	0	0	0	0	0	0	0	0	0	0	0	L	37-48
2020 TOTALS			1-1	2	1	1	0.0	0.0	0	0	0	0	0	0	0	0	0	0	0	0	0	0	0	0	0	0	0-1	



45

Buddy Johnson

LINEBACKER

HEIGHT: 6-2

WEIGHT: 240

COLLEGE: Texas A&M

BORN: Feb. 27, 1999 (22)

BIRTHPLACE: Dallas, TX

HOW ACQUIRED: D4b '21

NFL EXPERIENCE: R


Buddy Johnson's NFL Regular Season Defensive Statistics

TACKLES														INTERCEPTIONS					O. FUMB				ST				MISC			
DATE	TEAM	GP	GS	TK	S	A	TFL	YDS	SK	YDS	QBH	NO	YDS	LG	TD	PD	FF	FR	TD	YDS	TK	S	A	FF	FR	S	A			
2021	Steelers	4	0	0	0	0	0	0	0	0.0	0.0	0	0	0	0	0	0	0	0	0	0	2	2	0	0	0	0	0		
NFL TOTALS		4	0	0	0	0	0	0	0	0.0	0.0	0	0	0	0	0	0	0	0	0	0	2	2	0	0	0	0	0		

2021 Game-by-Game Regular-Season Statistics (Steelers)

DATE	OPPONENT	P/S	TACKLES							INTERCEPTIONS				O. FUMB			ST			MISC		W/L	SCORE				
			TK	S	A	SK	YDS	TFL	YDS	QBH	NO	YDS	LG	TD	PD	FF	FR	TD	YDS	TK	S			A	FF	FR	S
09/12	at Bills	P	0	0	0	0.0	0.0	0	0	0	0	0	0	0	0	0	0	0	0	0	0	0	0	0	W	23-16	
09/19	Raiders	P	0	0	0	0.0	0.0	0	0	0	0	0	0	0	0	0	0	0	0	0	0	0	0	0	L	17-26	
09/26	Bengals									DID NOT PLAY (NON-INJURY)														L	10-24		
10/03	at Packers										ON INACTIVE LIST														L	17-27	
10/10	Broncos										ON INACTIVE LIST														W	27-19	
10/17	Seahawks										ON INACTIVE LIST														W	23-20+	
10/31	at Browns										ON INACTIVE LIST														W	15-10	
11/08	Bears										ON INACTIVE LIST														W	29-27	
11/14	Lions										ON INACTIVE LIST														T	16-16	
11/21	at Chargers										ON INACTIVE LIST														L	37-41	
11/28	at Bengals										ON INACTIVE LIST														L	10-41	
12/05	Ravens	P	0	0	0	0.0	0.0	0	0	0	0	0	0	0	0	0	0	0	1	1	0	0	0	0	0	W	20-19
12/09	at Vikings	P	0	0	0	0.0	0.0	0	0	0	0	0	0	0	0	0	0	0	1	1	0	0	0	0	0	L	28-36
12/19	Titans										ON INACTIVE LIST														W	19-13	
12/26	at Chiefs										ON INACTIVE LIST														L	10-36	
2021 TOTALS		4-0	0	0	0	0.0	0.0	0	0	0	0	0	0	0	0	0	0	0	2	2	0	0	0	0	0	7-7-1	
+ - Overtime																											

+ - Overtime



18

DIONTAE JOHNSON

WIDE RECEIVER

HEIGHT: 5-10

WEIGHT: 183

COLLEGE: Toledo

BORN: Jul. 5, 1996 (25)

BIRTHPLACE: Ruskin, FL

HOW ACQUIRED: D3a '19

NFL EXPERIENCE: 3rd year

REGULAR SEASON COMPARISON: RECEIVING - CLEVELAND BROWNS

DATE	OPP	W/L	GP/GS	REC	YDS.	AVG.	TD	LG	TGTS	YAC
11/14/19	PIT @ CLV	L	S	2	17	8.5	0	13	4	2
12/1/19	PIT vs. CLV	W	S	1	14	14.0	0	14	5	12
1/3/21	PIT @ CLV	L	P	3	96	32.0	0	47	4	10
10/31/21	PIT @ CLV	W	S	6	98	16.3	0	50	13	56
TOTALS		2/2	4/3	12	225	18.8	0	50	26	80

POSTSEASON COMPARISON: RECEIVING - CLEVELAND BROWNS

DATE	OPP	W/L	GP/GS	REC	YDS.	AVG.	TD	LG	TGTS	YAC
1/10/21	PIT vs. CLV	L	S	11	117	10.6	0	19	16	28
TOTALS		0/1	1/1	11	117	10.6	0	19	16	28

DIONTAE JOHNSON'S NFL REGULAR SEASON RUSHING/RECEIVING STATISTICS

RECEIVING											RUSHING				
DATE	TEAM	GP	GS	NO.	YDS.	AVG.	LG	TD	NO.	YDS.	AVG.	LG	TD		
2019	Steelers	16	12	59	680	11.5	45t	5	4	41	10.3	17	0		
2020	Steelers	15	13	88	923	10.5	47	7	3	15	5.0	9	0		
2021	Steelers	14	13	92	1,079	11.7	50t	7	5	53	10.6	25	0		
NFL TOTALS		45	38	239	2,682	11.2	50T	19	12	109	9.1	25	0		

DIONTAE JOHNSON'S NFL POSTSEASON RUSHING/RECEIVING STATISTICS

RECEIVING											RUSHING				
DATE	TEAM	GP	GS	NO.	YDS.	AVG.	LG	TD	NO.	YDS.	AVG.	LG	TD		
2020	Steelers	1	1	11	117	10.6	19	0	0	0	0.0	0	0		
NFL TOTALS		1	1	11	117	10.6	19	0	0	0	0.0	0	0		

DIONTAE JOHNSON'S NFL REGULAR SEASON RETURN STATISTICS

KICKOFF RETURNS									PUNT RETURNS						
DATE	TEAM	RET.	YDS.	AVG.	LG	TD	NO.	FC	YDS.	AVG.	LG	TD			
2019	Steelers	0	0	0.0	0	0	20	7	248	12.4	85t	1			
2020	Steelers	1	24	24.0	24	0	8	2	58	7.3	18	0			
2021	Steelers	0	0	0.0	0	0	0	0	0	0.0	0	0			
NFL TOTALS		1	24	24.0	24	0	28	9	306	10.9	85T	1			

DIONTAE JOHNSON'S NFL POSTSEASON RETURN STATISTICS

KICKOFF RETURNS									PUNT RETURNS						
DATE	TEAM	RET.	YDS.	AVG.	LG	TD	NO.	FC	YDS.	AVG.	LG	TD			
2020	Steelers	0	0	0.0	0	0	0	0	0	0.0	0	0			
NFL TOTALS		0	0	0.0	0	0	0	0	0	0.0	0	0			

SINGLE-GAME HIGHS: RUSHING/RECEIVING

Rush Attempts	2 vs. Chicago Bears, Nov 08, 2021 1 vs. Seattle Seahawks, Oct 17, 2021 ...7 more at 1.	Longest Kickoff Return	24 vs. Denver Broncos, Sep 20, 2020
Rushing Yards	17 vs. Cleveland Browns, Dec 01, 2019 16 at Arizona Cardinals, Dec 08, 2019	Fair Catches	3 vs. Buffalo Bills, Dec 15, 2019 2 at Cincinnati Bengals, Nov 24, 2019
Longest Runs	25 vs. Seattle Seahawks, Oct 17, 2021 17 vs. Cleveland Browns, Dec 01, 2019	Punt Return Yards	86 at Arizona Cardinals, Dec 08, 2019 40 at New York Jets, Dec 22, 2019
Receptions	12 at Jacksonville Jaguars, Nov 22, 2020 9 at Cincinnati Bengals, Nov 28, 2021 ...4 more at 9.	Longest Punt Return	85t at Arizona Cardinals, Dec 08, 2019 18 vs. Denver Broncos, Sep 20, 2020
Receiving Yards	116 vs. Cincinnati Bengals, Nov 15, 2020 111 at Jacksonville Jaguars, Nov 22, 2020	Punt Returns	4 at Cincinnati Bengals, Nov 24, 2019 3 at New York Giants, Sep 14, 2020 ...2 more at 3.
Longest Receptions	50 at Cleveland Browns, Oct 31, 2021 50t vs. Denver Broncos, Oct 10, 2021	Punt Return TDs	1 at Arizona Cardinals, Dec 08, 2019
Receiving TDs	2 vs. Baltimore Ravens, Dec 05, 2021 2 at Tennessee Titans, Oct 25, 2020	Miscellaneous Tackles	1 at Cincinnati Bengals, Dec 21, 2020 1 vs. Cleveland Browns, Dec 01, 2019
All-Purpose Yards	162 at Arizona Cardinals, Dec 08, 2019 141 vs. Denver Broncos, Sep 20, 2020	Most TDs	2 vs. Baltimore Ravens, Dec 05, 2021 2 at Tennessee Titans, Oct 25, 2020 ...1 more at 2.
Kickoff Returns	1 vs. Denver Broncos, Sep 20, 2020	Receiving Average	32.0 at Cleveland Browns, Jan 03, 2021 19.3 vs. Cincinnati Bengals, Nov 15, 2020
Kickoff Return Yards	24 vs. Denver Broncos, Sep 20, 2020	Punt Return Average	13.3 at New York Jets, Dec 22, 2019 7.3 vs. Los Angeles Rams, Nov 10, 2019

SINGLE-GAME HIGHS - POSTSEASON: RECEIVING

Receptions	11 vs. Cleveland Browns, Jan 10, 2021	Longest Receptions	19 vs. Cleveland Browns, Jan 10, 2021
Receiving Yards	117 vs. Cleveland Browns, Jan 10, 2021		15 vs. Cleveland Browns, Jan 10, 2021 15 vs. Cleveland Browns, Jan 10, 2021 15 vs. Cleveland Browns, Jan 10, 2021 12 vs. Cleveland Browns, Jan 10, 2021
		All-Purpose Yards	117 vs. Cleveland Browns, Jan 10, 2021

100-YARD RECEIVING GAMES (5): REGULAR SEASON

DATE	TEAM	NO.	YDS.	AVG.	LG	TD
11/15/20	BENGALS	6	116	19.3	46	1
11/22/20	at Jaguars	12	111	9.3	23	0
09/19/21	RAIDERS	9	105	11.7	41	0
11/21/21	at Chargers	7	101	14.4	32	1
12/05/21	RAVENS	8	105	13.1	29t	2

100-YARD RECEIVING GAMES (1): POSTSEASON

DATE	TEAM	NO.	YDS.	AVG.	LG	TD
01/10/21	BROWNS	11	117	10.6	19	0

2021 GAME-BY-GAME REGULAR-SEASON STATISTICS (STEELERS)

		RECEIVING					RUSHING							
DATE	OPPONENT	P/S	NO.	YDS.	AVG.	LG	TD	NO.	YDS.	AVG.	LG	TD	W/L/T	SCORE
09/12	at Bills	S	5	36	7.2	14	1	0	0	0.0	0	0	W	23-16
09/19	Raiders	S	9	105	11.7	41	0	0	0	0.0	0	0	L	17-26
09/26	Bengals		ON INACTIVE LIST											
10/03	at Packers	S	9	92	10.2	45t	1	0	0	0.0	0	0	L	17-27
10/10	Broncos	S	2	72	36.0	50t	1	0	0	0.0	0	0	W	27-19
10/17	Seahawks	S	9	71	7.9	23	0	1	25	25.0	25	0	W	23-20+
10/31	at Browns	S	6	98	16.3	50	0	0	0	0.0	0	0	W	15-10
11/08	Bears	P	5	56	11.2	22	0	2	11	5.5	11	0	W	29-27
11/14	Lions	S	7	83	11.9	36	0	0	0	0.0	0	0	T	16-16
11/21	at Chargers	S	7	101	14.4	32	1	0	0	0.0	0	0	L	37-41
11/28	at Bengals	S	9	95	10.6	16	0	0	0	0.0	0	0	L	10-41
12/05	Ravens	S	8	105	13.1	29t	2	0	0	0.0	0	0	W	20-19
12/09	at Vikings	S	5	76	15.2	37	0	1	7	7.0	7	0	L	28-36
12/19	Titans	S	5	38	7.6	16	0	1	10	10.0	10	0	W	19-13
12/26	at Chiefs	S	6	51	8.5	18	1	0	0	0.0	0	0	L	10-36
2021 TOTALS		14-13	92	1,079	11.7	50T	7	5	53	10.6	25	0	7-7-1	

+ = Overtime

2020 GAME-BY-GAME POSTSEASON STATISTICS (STEELERS)

			RECEIVING					RUSHING						
DATE	OPPONENT	P/S	NO.	YDS.	AVG.	LG	TD	NO.	YDS.	AVG.	LG	TD	W/L	SCORE
01/10	Browns	S	11	117	10.6	19	0	0	0	0.0	0	0	L	37-48
2020 TOTALS		1-1	11	117	10.6	19	0	0	0	0.0	0	0	0-1	



28

MILES KILLEBREW

(KILLA-brew)

SAFETY

HEIGHT: 6-2

WEIGHT: 222

COLLEGE: Southern Utah

BORN: May 10, 1993 (28)

BIRTHPLACE: Henderson, NV

HOW ACQUIRED: D4 '16

NFL EXPERIENCE: 6th year

REGULAR SEASON COMPARISON: DEFENSIVE - CLEVELAND BROWNS

DATE	OPP	W/L		GP/GS		TOT		TACKLES		ASST	SACK	YDS.	INT	TFL	PD	QBH	TD	MISC		
		W	P	G	S	T	A	SOLO										FF	FR	FR
11/12/17	DET vs. CLV			1/0	1/0	1	1	1	1	0	0.0	0.0	0	0	0	0	0	0	0	0
TOTALS				1/0	1/0	1	1	1	1	0	0.0	0.0	0	0	0	0	0	0	0	0

MILES KILLEBREW'S NFL REGULAR SEASON DEFENSIVE STATISTICS

DATE	TEAM	GP	GS	TACKLES								INTERCEPTIONS					O. FUMB				ST			MISC			
				TK	S	A	TFL	YDS	SK	YDS	QBH	NO	YDS	LG	TD	PD	FF	FR	TD	YDS	TK	S	A	FF	FR	S	A
2016	Lions	16	0	20	15	5	0	0	0.0	0.0	0	1	7	7	0	1	0	0	0	8	8	0	0	0	0	0	
2017	Lions	16	3	31	25	6	1	4	0.0	0.0	1	35	35	1	5	1	0	0	0	7	7	0	0	0	0	0	
2018	Lions	16	0	0	0	0	0	0	0.0	0.0	0	0	0	0	0	0	0	0	7	7	2	0	0	0	0	0	
2019	Lions	15	1	5	5	0	0	0	0.0	0.0	0	0	0	0	0	0	0	0	15	13	2	0	0	0	0	0	
2020	Lions	15	0	0	0	0	0	0	0.0	0.0	0	0	0	0	0	0	0	0	12	10	2	0	0	0	0	0	
2021	Steelers	15	0	4	4	0	1	0	0.0	0.0	0	0	0	0	0	0	0	0	7	4	3	0	0	0	0	0	
NFL TOTALS		93	4	60	49	11	2	4	0	0	0	1	2	42	35T	1	6	1	0	0	56	47	9	0	0	0	0

MILES KILLEBREW'S NFL POSTSEASON DEFENSIVE STATISTICS

		TACKLES										INTERCEPTIONS				O. FUMB				ST				MISC			
DATE	TEAM	GP	GS	TK	S	A	TFL	YDS	SK	YDS	QBH	NO	YDS	LG	TD	PD	FF	FR	TD	YDS	TK	S	A	FF	FR	S	A
2016	Lions	1	0	1	1	0	0	0	0.0	0.0	0	0	0	0	0	0	0	0	0	0	0	0	0	0	0	0	0
NFL TOTALS		1	0	1	1	0	0	0	0.0	0.0	0	0	0	0	0	0	0	0	0	0	0	0	0	0	0	0	0

SINGLE-GAME HIGHS: DEFENSIVE

Total Tackles	8 vs. Atlanta Falcons, Sep 24, 2017 5 vs. Jacksonville Jaguars, Nov 20, 2016	Interceptions	1 vs. Arizona Cardinals, Sep 10, 2017 1 at New Orleans Saints, Dec 04, 2016
Passes Defensed	2 at Minnesota Vikings, Oct 01, 2017 2 vs. Arizona Cardinals, Sep 10, 2017	Interception Return Yards	35 vs. Arizona Cardinals, Sep 10, 2017 7 at New Orleans Saints, Dec 04, 2016
Forced Fumbles	1 at New Orleans Saints, Oct 15, 2017	Special Teams Tackles	2 at Cleveland Browns, Oct 31, 2021 2 at Green Bay Packers, Oct 03, 2021
Tackles For Loss	1 at Minnesota Vikings, Dec 09, 2021 1 vs. Arizona Cardinals, Sep 10, 2017		...11 more at 2.

SINGLE-GAME HIGHS - POSTSEASON: DEFENSIVE

Total Tackles	1 at Seattle Seahawks, Jan 07, 2017
---------------	-------------------------------------

2021 GAME-BY-GAME REGULAR-SEASON STATISTICS (STEELERS)

DATE	OPPONENT	P/S	TACKLES							INTERCEPTIONS				O. FUMB			ST			MISC		W/L	SCORE				
			TK	S	A	SK	TFL	YDS	QBH	NO	YDS	LG	TD	PD	FF	FR	TD	YDS	TK	S	A			FF	FR	S	A
09/12	at Bills	P	0	0	0	0.0	0.0	0	0	0	0	0	0	0	0	0	0	0	0	0	0	0	0	0	W	23-16	
09/19	Raiders	P	0	0	0	0.0	0.0	0	0	0	0	0	0	0	0	0	0	0	0	0	0	0	0	0	L	17-26	
09/26	Bengals	P	0	0	0	0.0	0.0	0	0	0	0	0	0	0	0	0	0	0	0	0	0	0	0	0	L	10-24	
10/03	at Packers	P	0	0	0	0.0	0.0	0	0	0	0	0	0	0	0	0	0	2	1	1	0	0	0	0	L	17-27	
10/10	Broncos	P	0	0	0	0.0	0.0	0	0	0	0	0	0	0	0	0	0	0	0	0	0	0	0	0	W	27-19	
10/17	Seahawks	P	0	0	0	0.0	0.0	0	0	0	0	0	0	0	0	0	0	1	0	1	0	0	0	0	W	23-20+	
10/31	at Browns	P	0	0	0	0.0	0.0	0	0	0	0	0	0	0	0	0	0	2	2	0	0	0	0	0	W	15-10	
11/08	Bears	P	0	0	0	0.0	0.0	0	0	0	0	0	0	0	0	0	0	0	0	0	0	0	0	0	W	29-27	
11/14	Lions	P	1	1	0	0.0	0.0	0	0	0	0	0	0	0	0	0	0	0	0	0	0	0	0	0	T	16-16	
11/21	at Chargers	P	0	0	0	0.0	0.0	0	0	0	0	0	0	0	0	0	0	1	1	0	0	0	0	0	L	37-41	
11/28	at Bengals	P	0	0	0	0.0	0.0	0	0	0	0	0	0	0	0	0	0	0	0	0	0	0	0	0	L	10-41	
12/05	Ravens	P	0	0	0	0.0	0.0	0	0	0	0	0	0	0	0	0	0	1	0	1	0	0	0	0	W	20-19	
12/09	at Vikings	P	2	2	0	0.0	0.0	1	0	0	0	0	0	0	0	0	0	0	0	0	0	0	0	0	L	28-36	
12/19	Titans	P	1	1	0	0.0	0.0	0	0	0	0	0	0	0	0	0	0	0	0	0	0	0	0	0	W	19-13	
12/26	at Chiefs	P	0	0	0	0.0	0.0	0	0	0	0	0	0	0	0	0	0	0	0	0	0	0	0	0	L	10-36	
2021 TOTALS		15-0	4	4	0	0.0	0.0	1	0	0	0	0	0	0	0	0	0	7	4	3	0	0	0	0	7-7-1		
+ - Overtime																											

+ - Overtime

2016 GAME-BY-GAME POSTSEASON STATISTICS (LIONS)

DATE	OPPONENT	P/S	TACKLES							INTERCEPTIONS				O. FUMB			ST			MISC		W/L	SCORE			
			TK	S	A	SK	YDS	TFL	YDS	QBH	NO	YDS	LG	TD	PD	FF	FR	TD	YDS	TK	S			A	FF	FR
01/07	at Seahawks	P	1	1	0	0.0	0.0	0	0	0	0	0	0	0	0	0	0	0	0	0	0	0	0	0	L	6-26
2016 TOTALS			1	1	0	0.0	0.0	0	0	0	0	0	0	0	0	0	0	0	0	0	0	0	0	0	0-1	





46

CHRISTIAN KUNTZLONG SNAPPER

HEIGHT: 6-1BIRTHPLACE Pittsburgh, PA  
WEIGHT: 228HOW ACQUIRED: FA '20  
COLLEGE: DuquesneNFL EXPERIENCE: 1st year  
BORN: Apr. 13, 1994 (27)

CHRISTIAN KUNTZ'S NFL REGULAR SEASON STATISTICS

DATE	TEAM	GP
2021	Steelers	15
NFL TOTALS		15

CHRISTIAN KUNTZ'S NFL REGULAR SEASON DEFENSIVE STATISTICS

				TACKLES								INTERCEPTIONS					O. FUMB					ST				MISC	
DATE	TEAM	GP	GS	TK	S	A	TFL	YDS	SK	YDS	QBH	NO	YDS	LG	TD	PD	FF	FR	TD	YDS	TK	S	A	FF	FR	S	A
2021	Steelers	15	0	0	0	0	0	0	0.0	0.0	0	0	0	0	0	0	0	0	0	0	2	2	0	0	0	0	0
NFL TOTALS		15	0	0	0	0	0	0	0.0	0.0	0	0	0	0	0	0	0	0	0	0	2	2	0	0	0	0	0

SINGLE-GAME HIGHS: DEFENSIVE

Special Teams Tackles

1 at Green Bay Packers, Oct 03, 2021


2021 GAME-BY-GAME REGULAR-SEASON STATISTICS (STEELERS)

DATE	OPPONENT		W/L/T	SCORE
09/12	at Bills	P	W	23-16
09/19	Raiders	P	L	17-26
09/26	Bengals	P	L	10-24
10/03	at Packers	P	L	17-27
10/10	Broncos	P	W	27-19
10/17	Seahawks	P	W	23-20+
10/31	at Browns	P	W	15-10
11/08	Bears	P	W	29-27
11/14	Lions	P	T	16-16
11/21	at Chargers	P	L	37-41
11/28	at Bengals	P	L	10-41
12/05	Ravens	P	W	20-19
12/09	at Vikings	P	L	28-36
12/19	Titans	P	W	19-13
12/26	at Chiefs	P	L	10-36
2021 TOTALS			15	7-7-1

+ - Overtime

2021 GAME-BY-GAME REGULAR-SEASON STATISTICS (STEELERS)

DATE	OPPONENT	P/S	TACKLES							INTERCEPTIONS					O. FUMB			ST				MISC		W/L	SCORE		
			TK	S	A	SK	YDS	TFL	YDS	QBH	NO	YDS	LG	TD	PD	FF	FR	TD	YDS	TK	S	A	FF			FR	S
09/12	at Bills	P	0	0	0	0.0	0.0	0	0	0	0	0	0	0	0	0	0	0	0	0	0	0	0	0	0	W	23-16
09/19	Raiders	P	0	0	0	0.0	0.0	0	0	0	0	0	0	0	0	0	0	0	0	0	0	0	0	0	0	L	17-26
09/26	Bengals	P	0	0	0	0.0	0.0	0	0	0	0	0	0	0	0	0	0	0	0	0	0	0	0	0	0	L	10-24
10/03	at Packers	P	0	0	0	0.0	0.0	0	0	0	0	0	0	0	0	0	0	0	1	1	0	0	0	0	0	L	17-27
10/10	Broncos	P	0	0	0	0.0	0.0	0	0	0	0	0	0	0	0	0	0	0	1	1	0	0	0	0	0	W	27-19
10/17	Seahawks	P	0	0	0	0.0	0.0	0	0	0	0	0	0	0	0	0	0	0	0	0	0	0	0	0	0	W	23-20+
10/31	at Browns	P	0	0	0	0.0	0.0	0	0	0	0	0	0	0	0	0	0	0	0	0	0	0	0	0	0	W	15-10
11/08	Bears	P	0	0	0	0.0	0.0	0	0	0	0	0	0	0	0	0	0	0	0	0	0	0	0	0	0	W	29-27
11/14	Lions	P	0	0	0	0.0	0.0	0	0	0	0	0	0	0	0	0	0	0	0	0	0	0	0	0	0	T	16-16
11/21	at Chargers	P	0	0	0	0.0	0.0	0	0	0	0	0	0	0	0	0	0	0	0	0	0	0	0	0	0	L	37-41
11/28	at Bengals	P	0	0	0	0.0	0.0	0	0	0	0	0	0	0	0	0	0	0	0	0	0	0	0	0	0	L	10-41
12/05	Ravens	P	0	0	0	0.0	0.0	0	0	0	0	0	0	0	0	0	0	0	0	0	0	0	0	0	0	W	20-19
12/09	at Vikings	P	0	0	0	0.0	0.0	0	0	0	0	0	0	0	0	0	0	0	0	0	0	0	0	0	0	L	28-36
12/19	Titans	P	0	0	0	0.0	0.0	0	0	0	0	0	0	0	0	0	0	0	0	0	0	0	0	0	0	W	19-13
12/26	at Chiefs	P	0	0	0	0.0	0.0	0	0	0	0	0	0	0	0	0	0	0	0	0	0	0	0	0	0	L	10-36
2021 TOTALS		15-0	0	0	0	0.0	0.0	0	0	0	0	0	0	0	0	0	0	0	2	2	0	0	0	0	0	0	7-7-1
+ - Overtime																											



31

# JUSTIN LAYNE

CORNERBACK

HEIGHT: 6-2      BIRTHPLACE: Cleveland, OH

WEIGHT: 192      HOW ACQUIRED: D3b '19

COLLEGE: Michigan State      NFL EXPERIENCE: 3rd year

BORN: Jan. 12, 1998 (23)

JUSTIN LAYNE'S NFL REGULAR SEASON DEFENSIVE STATISTICS

DATE	TEAM	GP	GS	TACKLES								INTERCEPTIONS					O. FUMB					ST				MISC	
				TK	S	A	TFL	YDS	SK	YDS	QBH	NO	YDS	LG	TD	PD	FF	FRI	TD	YDS	TK	S	A	FF	FR	S	A
2019	Steelers	10	0	0	0	0	0	0.0	0.0	0	0	0	0	0	0	0	0	0	3	3	0	0	0	0	0		
2020	Steelers	16	0	10	7	3	0	0	0.0	0.0	0	0	0	0	0	0	0	0	12	6	6	0	0	0	0		
2021	Steelers	15	0	4	3	1	0	0	0.0	0.0	0	0	0	0	0	0	0	0	10	8	2	0	1	0	0		
NFL TOTALS		41	0	14	10	4	0	0	0.0	0.0	0	0	0	0	0	0	0	0	25	17	8	0	1	0	0		

JUSTIN LAYNE'S NFL POSTSEASON DEFENSIVE STATISTICS

DATE	TEAM	GP	GS	TACKLES								INTERCEPTIONS				O. FUMB				ST				MISC	
				TK	S	A	TFL	YDS	SK	YDS	QBH	NO	YDS	LG	TD	PD	FF	FR	TD	YDS	TK	S	A	FF	FR
2020	Steelers	1	0	0	0	0	0	0	0.0	0.0	0	0	0	0	0	0	0	0	0	0	0	0	0	0	0
NFL TOTALS		1	0	0	0	0	0	0	0.0	0.0	0	0	0	0	0	0	0	0	0	0	0	0	0	0	0

SINGLE-GAME HIGHS: DEFENSIVE


- Total Tackles    5 vs. Washington Football Team, Dec 07, 2020
- Special Teams Tackles    4 at Cleveland Browns, Jan 03, 2021
- 2 vs. Baltimore Ravens, Dec 05, 2021
- 2 vs. Chicago Bears, Nov 08, 2021
- ...1 more at 2.
- ...2 more at 2.

2021 GAME-BY-GAME REGULAR-SEASON STATISTICS (STEELERS)

DATE	OPPONENT	P/S	TACKLES							INTERCEPTIONS					O. FUMB			ST			MISC							
			TK	S	A	SK	YDS	TFL	YDS	QBH	NO	YDS	LG	TD	PD	FF	FR	TD	YDS	TK	S	A	FF	FR	S	A	W/L/T	SCORE
09/12	at Bills	P	0	0	0	0.0	0.0	0	0	0	0	0	0	0	0	0	0	0	1	0	1	0	0	0	0	W	23-16	
09/19	Raiders	P	1	1	0	0.0	0.0	0	0	0	0	0	0	0	0	0	0	0	0	1	0	1	0	0	0	L	17-26	
09/26	Bengals	P	0	0	0	0.0	0.0	0	0	0	0	0	0	0	0	0	0	0	1	1	0	0	0	0	0	L	10-24	
10/03	at Packers	P	0	0	0	0.0	0.0	0	0	0	0	0	0	0	0	0	0	0	0	0	0	0	0	0	0	L	17-27	
10/10	Broncos	P	0	0	0	0.0	0.0	0	0	0	0	0	0	0	0	0	0	0	1	1	0	0	0	0	0	W	27-19	
10/17	Seahawks	P	0	0	0	0.0	0.0	0	0	0	0	0	0	0	0	0	0	0	1	1	0	0	0	0	0	W	23-20+	
10/31	at Browns	P	0	0	0	0.0	0.0	0	0	0	0	0	0	0	0	0	0	0	0	0	0	0	1	0	0	W	15-10	
11/08	Bears	P	0	0	0	0.0	0.0	0	0	0	0	0	0	0	0	0	0	0	2	2	0	0	0	0	0	W	29-27	
11/14	Lions	P	0	0	0	0.0	0.0	0	0	0	0	0	0	0	0	0	0	0	1	1	0	0	0	0	0	T	16-16	
11/21	at Chargers	P	0	0	0	0.0	0.0	0	0	0	0	0	0	0	0	0	0	0	0	0	0	0	0	0	0	L	37-41	
11/28	at Bengals	P	0	0	0	0.0	0.0	0	0	0	0	0	0	0	0	0	0	0	1	1	0	0	0	0	0	L	10-41	
12/05	Ravens	P	2	2	0	0.0	0.0	0	0	0	0	0	0	0	0	0	0	0	0	0	0	0	0	0	0	W	20-19	
12/09	at Vikings	P	1	0	1	0.0	0.0	0	0	0	0	0	0	0	0	0	0	0	0	0	0	0	0	0	0	L	28-36	
12/19	Titans	P	0	0	0	0.0	0.0	0	0	0	0	0	0	0	0	0	0	0	1	1	0	0	0	0	0	W	19-13	
12/26	at Chiefs	P	0	0	0	0.0	0.0	0	0	0	0	0	0	0	0	0	0	0	0	0	0	0	0	0	0	L	10-36	
2021 TOTALS		15-0	4	3	1	0.0	0.0	0	0	0	0	0	0	0	0	0	0	0	10	8	2	0	1	0	0	7-7-1		
+ - Overtime																												

2020 GAME-BY-GAME POSTSEASON STATISTICS (STEELERS)

DATE	OPPONENT	P/S	TACKLES							INTERCEPTIONS					O. FUMB			ST			MISC		W/L	SCORE			
			TK	S	A	SK	YDS	TFL	YDS	QBH	NO	YDS	LG	TD	PD	FF	FR	TD	YDS	TK	S	A			FF	FR	S
01/10	Browns	P	0	0	0	0.0	0.0	0	0	0	0	0	0	0	0	0	0	0	0	0	0	0	0	0	0	L	37-48
2020 TOTALS		1-0	0	0	0	0.0	0.0	0	0	0	0	0	0	0	0	0	0	0	0	0	0	0	0	0	0	0-1	



77

JOHN LEGUE

(Leg-LOU)

HEIGHT: 6-7  
WEIGHT: 310  
COLLEGE: Tulane  
BORN: Apr. 17, 1996 (25)

OFFENSIVE LINEMAN  
BIRTHPLACE: Alexandria, LA  
HOW ACQUIRED: FA '20  
NFL EXPERIENCE: 1st year

JOHN LEGUE'S NFL REGULAR SEASON STATISTICS

DATE	TEAM	GP	GS
2019	Saints	0	0
Went from New Orleans to Green Bay.			
2019	Packers	0	0
2019	TOTAL	0	0
2021	Steelers	4	3
NFL TOTALS		4	3

JOHN LEGUE'S NFL POSTSEASON STATISTICS

DATE	TEAM	GP	GS
2019	Packers	0	0
NFL TOTALS		0	0

2021 GAME-BY-GAME REGULAR-SEASON STATISTICS (STEELERS)

DATE	OPPONENT	P/S		W/L/T	SCORE
09/12	at Bills		PRACTICE SQUAD	W	23-16
09/19	Raiders		PRACTICE SQUAD	L	17-26
09/26	Bengals		PRACTICE SQUAD	L	10-24
10/03	at Packers		PRACTICE SQUAD	L	17-27
10/10	Broncos		PRACTICE SQUAD	W	27-19
10/17	Seahawks		PRACTICE SQUAD	W	23-20+
10/31	at Browns		PRACTICE SQUAD	W	15-10
11/08	Bears		PRACTICE SQUAD	W	29-27
11/14	Lions		PRACTICE SQUAD	T	16-16
11/21	at Chargers		PRACTICE SQUAD	L	37-41
11/28	at Bengals		DID NOT PLAY (NON-INJURY)	L	10-41
12/05	Ravens	P		W	20-19
12/09	at Vikings	S		L	28-36
12/19	Titans	S		W	19-13
12/26	at Chiefs	S		L	10-36
2021 TOTALS		4-3		7-7-1	
+ - Overtime					

2019 GAME-BY-GAME POSTSEASON STATISTICS (PACKERS)

DATE	OPPONENT	P/S		W/L	SCORE
01/12	Seahawks		INACTIVE	W	28-23
01/19	at 49ers		INACTIVE	L	20-37
2019 TOTALS		0-0		1-1	



ISAIAHH LOUDERMILK

DEFENSIVE END

HEIGHT: 6-7      BIRTHPLACE: Howard, KN  
WEIGHT: 240      HOW ACQUIRED: DS '21  
COLLEGE: Wisconsin      NFL EXPERIENCE: R  
BORN: Oct. 10, 1997 (24)

REGULAR SEASON COMPARISON: DEFENSIVE - CLEVELAND BROWNS

DATE	OPP	W/L	GP/GS	TACKLES				ASST	SACK	YDS.	INT	TFL	PD	QBH	TD	MISC		
				TOT	SOLO	TFL	YDS									FF	FR	FR
10/31/21	PIT @ CLV	W	P	2	2	2	2	0	1.0	0.0	0	0	0	0	0	0	0	0
TOTALS		1/0	1/0	2	2	2	2	0	1.0	0.0	0	0	0	0	0	0	0	0

ISAIAHH LOUDERMILK'S NFL REGULAR SEASON DEFENSIVE STATISTICS

DATE	TEAM	GP	GS	TACKLES							INTERCEPTIONS					O. FUMB				ST				MISC	
				TK	S	A	TFL	YDS	SK	YDS	QBH	NO	YDS	LG	TD	PD	FF	FR	TD	YDS	TK	S	A	FF	FR
2021	Steelers	13	1	21	15	6	0	0	1.0	0.0	0	0	0	0	2	0	0	0	0	0	0	0	0	0	0
NFL TOTALS		13	1	21	15	6	0	0	1.0	0.0	0	0	0	0	2	0	0	0	0	0	0	0	0	0	0


SINGLE-GAME HIGHS: DEFENSIVE

Total Tackles      6 at Kansas City Chiefs, Dec 26, 2021      Passes Defensed      1 at Cincinnati Bengals, Nov 28, 2021  
4 vs. Tennessee Titans, Dec 19, 2021      1 at Green Bay Packers, Oct 03, 2021

2021 GAME-BY-GAME REGULAR-SEASON STATISTICS (STEELERS)

DATE	OPPONENT	P/S	TACKLES								INTERCEPTIONS				O. FUMB				ST				MISC		W/L	SCORE
			TK	S	A	SK	YDS	TFL	YDS	QBH	NO	YDS	LG	TD	PD	FF	FR	TD	YDS	TK	S	A	FF	FR	S	A
09/12	at Bills	P	1	0	1	0.0	0.0	0	0	0	ON INACTIVE LIST														W	23-16
09/19	Raiders	P	1	1	0	0.0	0.0	0	0	0	0	0	0	0	0	0	0	0	0	0	0	0	0	0	L	17-26
09/26	Bengals	P	1	1	0	0.0	0.0	0	0	0	0	0	0	0	0	0	0	0	0	0	0	0	0	0	L	10-24
10/03	at Packers	P	0	0	0	0.0	0.0	0	0	0	0	0	0	0	1	0	0	0	0	0	0	0	0	0	L	17-27
10/10	Broncos	P	0	0	0	0.0	0.0	0	0	0	0	0	0	0	0	0	0	0	0	0	0	0	0	0	W	27-19
10/17	Seahawks	P	1	1	0	0.0	0.0	0	0	0	0	0	0	0	0	0	0	0	0	0	0	0	0	0	W	23-20+
10/31	at Browns	P	2	2	0	1.0	0.0	0	0	0	0	0	0	0	0	0	0	0	0	0	0	0	0	0	W	15-10
11/08	Bears	P	0	0	0	0.0	0.0	0	0	0	0	0	0	0	0	0	0	0	0	0	0	0	0	0	W	29-27
11/14	Lions	P	2	2	0	0.0	0.0	0	0	0	0	0	0	0	0	0	0	0	0	0	0	0	0	0	T	16-16
11/21	at Chargers	P	ON INACTIVE LIST																						L	37-41
11/28	at Bengals	P	1	0	1	0.0	0.0	0	0	0	0	0	0	0	1	0	0	0	0	0	0	0	0	0	L	10-41
12/05	Ravens	P	1	1	0	0.0	0.0	0	0	0	0	0	0	0	0	0	0	0	0	0	0	0	0	0	W	20-19
12/09	at Vikings	P	2	1	1	0.0	0.0	0	0	0	0	0	0	0	0	0	0	0	0	0	0	0	0	0	L	28-36
12/19	Titans	P	4	4	0	0.0	0.0	0	0	0	0	0	0	0	0	0	0	0	0	0	0	0	0	0	W	19-13
12/26	at Chiefs	S	6	3	3	0.0	0.0	0	0	0	0	0	0	0	0	0	0	0	0	0	0	0	0	0	L	10-36
2021 TOTALS		13-1	21	15	6	1.0	0.0	0	0	0	0	0	0	0	2	0	0	0	0	0	0	0	0	0	7-7-1	

+ - Overtime



EST. 1933

STEELERS NATION

35

ARTHUR MAULET

(mah-LETT)

CORNERBACK

HEIGHT: 5-10

WEIGHT: 190

COLLEGE: Memphis

BORN: Jul. 13, 1993 (28)

BIRTHPLACE: New Orleans, LA

HOW ACQUIRED: FA '21

NFL EXPERIENCE: 5th year

REGULAR SEASON COMPARISON: DEFENSIVE - CLEVELAND BROWNS

DATE	OPP	W/L	GP/GS	TACKLES				ASST	SACK	YDS.	INT	TFL	PD	QBH	TD	MISC		
				TOT	SOLO											FF	FR	
12/27/20	NYJ vs. CLV	W	S	5	4			1	0.0	0.0	0	0	3	0	0	0	0	0
10/31/21	PIT @ CLV	W	P	4	3			1	0.0	0.0	0	0	0	0	0	0	0	0
TOTALS		2/0	2/1	9	7			2	0.0	0.0	0	0	3	0	0	0	0	0

ARTHUR MAULET'S NFL REGULAR SEASON DEFENSIVE STATISTICS

DATE	TEAM	GP	GS	TACKLES								INTERCEPTIONS				O. FUMB				ST				MISC			
				TK	S	A	TFL	YDS	SK	YDS	QBH	NO	YDS	LG	TD	PD	FF	FR	TD	YDS	TK	S	A	FF	FR	S	A
2017	Saints	6	0	0	0	0	0	0.0	0.0	0	0	0	0	0	0	0	0	0	1	1	0	0	0	0	0		
2018	Colts	5	1	9	6	3	0	0	0.0	0.0	0	0	0	0	0	0	0	0	0	0	0	0	0	0	0		
2019	Jets	12	6	37	25	12	5	11	0.0	0.0	0	1	13	13	0	2	0	1	0	1	0	0	1	0	0		
2020	Jets	11	5	23	19	4	0	0	1.0	3.0	1	1	20	20	0	5	0	0	0	6	4	2	0	0	0		
2021	Steelers	15	2	42	33	9	4	10	0.0	0.0	1	0	0	0	1	1	0	0	1	1	0	0	0	0	0		
NFL TOTALS		49	14	111	83	28	9	21	1.0	3.0	2	2	33	20	0	8	1	0	1	0	9	7	2	0	1	0	

ARTHUR MAULET'S NFL POSTSEASON DEFENSIVE STATISTICS

DATE	TEAM	GP	GS	TACKLES				SK	YDS	QBH	INTERCEPTIONS				O. FUMB				ST				MISC			
				TK	S	A	TFL				NO	YDS	LG	TD	PD	FF	FR	TD	YDS	TK	S	A	FF	FR	S	A
2017	Saints	2	0	0	0	0	0	0	0.0	0.0	0	0	0	0	0	0	0	0	0	0	0	0	0	0	0	0
NFL TOTALS		2	0	0	0	0	0	0	0.0	0.0	0	0	0	0	0	0	0	0	0	0	0	0	0	0	0	0

SINGLE-GAME HIGHS: DEFENSIVE

- Total Tackles

8 vs. Pittsburgh Steelers, Dec 22, 2019  
7 at Buffalo Bills, Dec 29, 2019  
...1 more at 7.
- Passes Defensed

3 vs. Cleveland Browns, Dec 27, 2020  
1 vs. Denver Broncos, Oct 10, 2021  
...4 more at 1.
- Forced Fumbles

1 vs. Tennessee Titans, Dec 19, 2021
- Tackles For Loss

3 vs. Oakland Raiders, Nov 24, 2019  
2 at Green Bay Packers, Oct 03, 2021  
...1 more at 2.
- Interceptions

1 vs. Las Vegas Raiders, Dec 06, 2020  
1 at Buffalo Bills, Dec 29, 2019
- Interception Return Yards

20 vs. Las Vegas Raiders, Dec 06, 2020  
13 at Buffalo Bills, Dec 29, 2019
- Special Teams Tackles

2 at Seattle Seahawks, Dec 13, 2020  
1 at Buffalo Bills, Sep 12, 2021  
...6 more at 1.
- Special Teams Fumble Recoveries

1 at New England Patriots, Sep 22, 2019

2021 GAME-BY-GAME REGULAR-SEASON STATISTICS (STEELERS)

DATE	OPPONENT	P/S	TACKLES				YDS	QBH	INTERCEPTIONS				O. FUMB				ST				MISC				W/L	SCORE
			TK	S	A	SK			NO	YDS	LG	TD	PD	FF	FR	TD	YDS	TK	S	A	FF	FR	S	A		
09/12	at Bills	P	2	1	1	0.0	0.0	0	0	0	0	0	0	0	0	0	0	1	1	0	0	0	0	0	W	23-16
09/19	Raiders	P	0	0	0	0.0	0.0	0	0	0	0	0	0	0	0	0	0	0	0	0	0	0	0	0	L	17-26
09/26	Bengals	P	2	2	0	0.0	0.0	1	2	0	0	0	0	0	0	0	0	0	0	0	0	0	0	0	L	10-24
10/03	at Packers	P	4	3	1	0.0	0.0	2	5	0	0	0	0	0	0	0	0	0	0	0	0	0	0	0	L	17-27
10/10	Broncos	S	2	1	1	0.0	0.0	0	0	0	0	0	1	0	0	0	0	0	0	0	0	0	0	0	W	27-19
10/17	Seahawks	P	3	3	0	0.0	0.0	1	3	0	0	0	0	0	0	0	0	0	0	0	0	0	0	0	W	23-20+
10/31	at Browns	P	4	3	1	0.0	0.0	0	0	0	0	0	0	0	0	0	0	0	0	0	0	0	0	0	W	15-10
11/08	Bears	P	4	4	0	0.0	0.0	0	0	0	0	0	0	0	0	0	0	0	0	0	0	0	0	0	W	29-27
11/14	Lions	P	0	0	0	0.0	0.0	0	0	0	0	0	0	0	0	0	0	0	0	0	0	0	0	0	T	16-16
11/21	at Chargers	P	3	3	0	0.0	0.0	0	0	1	0	0	0	0	0	0	0	0	0	0	0	0	0	0	L	37-41
11/28	at Bengals	P	6	3	3	0.0	0.0	0	0	0	0	0	0	0	0	0	0	0	0	0	0	0	0	0	L	10-41
12/05	Ravens	P	2	1	1	0.0	0.0	0	0	0	0	0	0	0	0	0	0	0	0	0	0	0	0	0	W	20-19
12/09	at Vikings	P	1	1	0	0.0	0.0	0	0	0	0	0	0	0	0	0	0	0	0	0	0	0	0	0	L	28-36
12/19	Titans	P	5	5	0	0.0	0.0	0	0	0	0	0	0	1	0	0	0	0	0	0	0	0	0	0	W	19-13
12/26	at Chiefs	S	4	3	1	0.0	0.0	0	0	0	0	0	0	0	0	0	0	0	0	0	0	0	0	0	L	10-36
2021 TOTALS		15-2	42	33	9	0.0	0.0	4	10	1	0	0	0	0	1	1	0	0	0	0	0	0	0	0	7-7-1	

+ - Overtime

2017 GAME-BY-GAME POSTSEASON STATISTICS (SAINTS)

			TACKLES								INTERCEPTIONS						O. FUMB			ST			MISC					
DATE	OPPONENT	P/S	TK	S	A	SK	YDS	TFL	YDS	QBH	NO	YDS	LG	TD	PD	FF	FR	TD	YDS	TK	S	A	FF	FR	S	A	W/L	SCORE
01/07	Panthers	P	0	0	0	0.0	0.0	0	0	0	0	0	0	0	0	0	0	0	0	0	0	0	0	0	0	0	W	31-26
01/14	at Vikings	P	0	0	0	0.0	0.0	0	0	0	0	0	0	0	0	0	0	0	0	0	0	0	0	0	0	0	L	24-29
2017 TOTALS		2-0	0	0	0	0.0	0.0	0	0	0	0	0	0	0	0	0	0	0	0	0	0	0	0	0	0	0	1-1	



RAY-RAY MCCLOUD

WIDE RECEIVER

HEIGHT: 5-9 BIRTHPLACE Tampa, FL  
WEIGHT: 190 HOW ACQUIRED: FA '20  
COLLEGE: Clemson NFL EXPERIENCE: 4th year  
BORN: Oct. 15, 1996 (25)

REGULAR SEASON COMPARISON: RECEIVING - CLEVELAND BROWNS

DATE	OPP	W/L	GP/GS	REC	YDS.	AVG.	TD	LG	TGTS	YAC
10/18/20	PIT vs. CLV	W	P	0	0	0	0	0	1	0
1/3/21	PIT @ CLV	L	P	2	-3	-1.5	0	0	2	4
TOTALS		1/1	2/0	2	-3	-1.5	0	0	3	4

RAY-RAY MCCLOUD'S NFL REGULAR SEASON RUSHING/RECEIVING STATISTICS

DATE	TEAM	GP	GS	RECEIVING					RUSHING				
				NO.	YDS.	AVG.	LG	TD	NO.	YDS.	AVG.	LG	TD
2018	Bills	10	1	5	36	7.2	16	0	2	4	2.0	7	0
2019	Panthers	6	0	0	0	0.0	0	0	0	0	0.0	0	0
2020	Steelers	16	2	20	77	3.9	13	0	4	65	16.3	58	0
2021	Steelers	14	4	31	205	6.6	24	0	2	15	7.5	10	0
NFL TOTALS		46	7	56	318	5.7	24	0	8	84	10.5	58	0

RAY-RAY MCCLOUD'S NFL REGULAR SEASON RETURN STATISTICS

KICKOFF RETURNS							PUNT RETURNS						
DATE	TEAM	RET.	YDS.	AVG.	LG	TD	NO.	FC	YDS.	AVG.	LG	TD	
2018	Bills	1	18	18.0	18	0	4	2	20	5.0	13	0	
2019	Panthers	8	174	21.8	31	0	10	7	82	8.2	39	0	
2020	Steelers	28	646	23.1	49	0	29	19	298	10.3	57	0	
2021	Steelers	32	710	22.2	40	0	31	10	294	9.5	20	0	
NFL TOTALS		69	1,548	22.4	49	0	74	38	694	9.4	57	0	

SINGLE-GAME HIGHS: RUSHING/RECEIVING

Rush Attempts	2 at Pittsburgh Steelers, Oct 11, 2020 1 at Jacksonville Jaguars, Nov 22, 2020 ...3 more at 1.	Longest Kickoff Return	49 vs. Denver Broncos, Sep 20, 2020 40 at Green Bay Packers, Oct 03, 2021 3 vs. Denver Broncos, Oct 10, 2021
Rushing Yards	63 vs. Philadelphia Eagles, Oct 11, 2020 10 at Cleveland Browns, Oct 31, 2021	Fair Catches	3 vs. Washington Football Team, Dec 07, 2020 ...1 more at 3.
Longest Runs	58 vs. Philadelphia Eagles, Oct 11, 2020 10 at Cleveland Browns, Oct 31, 2021	Punt Return Yards	83 at Tennessee Titans, Oct 25, 2020 60 vs. Cincinnati Bengals, Nov 15, 2020
Receptions	9 vs. Detroit Lions, Nov 14, 2021 6 at Minnesota Vikings, Dec 09, 2021	Longest Punt Return	57 at Tennessee Titans, Oct 25, 2020 42 vs. Cincinnati Bengals, Nov 15, 2020
Receiving Yards	63 vs. Detroit Lions, Nov 14, 2021 33 vs. Cincinnati Bengals, Sep 26, 2021	Punt Returns	6 vs. Detroit Lions, Nov 14, 2021 4 vs. Baltimore Ravens, Dec 05, 2021 ...4 more at 4.
Longest Receptions	24 vs. Cincinnati Bengals, Sep 26, 2021 17 at Kansas City Chiefs, Dec 26, 2021 ...1 more at 17.	Receiving Average	11.0 vs. Cincinnati Bengals, Sep 26, 2021 7.0 vs. Detroit Lions, Nov 14, 2021
All-Purpose Yards	152 vs. Detroit Lions, Nov 14, 2021 123 vs. Philadelphia Eagles, Oct 11, 2020	Punt Return Average	27.7 at Tennessee Titans, Oct 25, 2020 15.0 vs. Cincinnati Bengals, Nov 15, 2020
Kickoff Returns	4 vs. Las Vegas Raiders, Sep 19, 2021 4 vs. Indianapolis Colts, Dec 27, 2020	Kickoff Return Average	33.0 at Green Bay Packers, Oct 03, 2021 24.3 vs. Seattle Seahawks, Oct 17, 2021
Kickoff Return Yards	99 at Green Bay Packers, Oct 03, 2021 92 vs. Las Vegas Raiders, Sep 19, 2021		

2021 GAME-BY-GAME REGULAR-SEASON STATISTICS (STEELERS)

DATE	OPPONENT	P/S	RECEIVING					RUSHING					W/L/T	SCORE
			NO.	YDS.	AVG.	LG	TD	NO.	YDS.	AVG.	LG	TD		
09/12	at Bills	P	0	0	0.0	0	0	0	0	0.0	0	0	W	23-16
09/19	Raiders	P	0	0	0.0	0	0	0	0	0.0	0	0	L	17-26
09/26	Bengals	P	3	33	11.0	24	0	0	0	0.0	0	0	L	10-24
10/03	at Packers	P	1	2	2.0	2	0	0	0	0.0	0	0	L	17-27
10/10	Broncos	P	1	1	1.0	1	0	0	0	0.0	0	0	W	27-19
10/17	Seahawks	P	2	18	9.0	15	0	0	0	0.0	0	0	W	23-20+
10/31	at Browns	S	0	0	0.0	0	0	1	10	10.0	10	0	W	15-10
11/08	Bears	P	1	12	12.0	12	0	0	0	0.0	0	0	W	29-27
11/14	Lions	S	9	63	7.0	17	0	0	0	0.0	0	0	T	16-16
11/21	at Chargers	P	2	12	6.0	8	0	1	5	5.0	5	0	L	37-41
11/28	at Bengals							RESERVE/COVID-19					L	10-41
12/05	Ravens	P	1	7	7.0	7	0	0	0	0.0	0	0	W	20-19
12/09	at Vikings	S	6	32	5.3	10	0	0	0	0.0	0	0	L	28-36
12/19	Titans	P	1	0	0.0	0	0	0	0	0.0	0	0	W	19-13
12/26	at Chiefs	S	4	25	6.3	17	0	0	0	0.0	0	0	L	10-36
2021 TOTALS		14-4	31	205	6.6	24	0	2	15	7.5	10	0	7-7-1	
+ - Overtime														





HENRY MONDEAUX

(Mahn-doe)

DEFENSIVE END

HEIGHT: 6-4

BIRTHPLACE Portland, OR

WEIGHT: 280

HOW ACQUIRED: FA '19

COLLEGE: Oregon

NFL EXPERIENCE: 2nd year

BORN: Sep. 19, 1995 (26)

REGULAR SEASON COMPARISON: DEFENSIVE - CLEVELAND BROWNS

DATE	OPP	W/L	GP/GS	TACKLES				ASST	SACK	YDS.	INT	TFL	PD	QBH	TD	MISC		
				TOT	SOLO											FF		FR
1/3/21	PIT @ CLV	L	P	1	0			1	0.0	0.0	0	0	0	0	0	0	0	0
10/31/21	PIT @ CLV	W	P	1	0			1	0.0	0.0	0	0	0	0	0	0	0	0
TOTALS		1/1	2/0	2	0			2	0.0	0.0	0	0	0	0	0	0	0	0

HENRY MONDEAUX'S NFL REGULAR SEASON DEFENSIVE STATISTICS

DATE	TEAM	GP	GS	TACKLES				YDS	QBH	INTERCEPTIONS				O. FUMB				ST				MISC			
				TK	S	A	TFL			NO	YDS	LG	TD	PD	FF	FR	TD	YDS	TK	S	A	FF	FR	S	A
2019	Steelers	0	0	0	0	0	0	0	0.0	0	0	0	0	0	0	0	0	0	0	0	0	0	0	0	0
2020	Steelers	11	0	4	2	2	1	1	0.0	0	0	0	0	0	0	0	0	0	1	1	0	0	0	0	0
2021	Steelers	13	2	13	4	9	1	8	1.0	8.0	1	0	0	0	0	0	0	0	0	0	0	0	0	0	0
NFL TOTALS		24	2	17	6	11	2	9	1.0	8.0	3	0	0	0	0	0	0	0	1	1	0	0	0	0	0

HENRY MONDEAUX'S NFL POSTSEASON DEFENSIVE STATISTICS

DATE	TEAM	GP	GS	TACKLES				YDS	QBH	INTERCEPTIONS				O. FUMB				ST				MISC			
				TK	S	A	TFL			NO	YDS	LG	TD	PD	FF	FR	TD	YDS	TK	S	A	FF	FR	S	A
2018	Saints	0	0	0	0	0	0	0	0.0	0	0	0	0	0	0	0	0	0	0	0	0	0	0	0	0
2020	Steelers	1	0	0	0	0	0	0	0.0	0	0	0	0	0	0	0	0	0	0	0	0	0	0	0	0
NFL TOTALS		1	0	0	0	0	0	0	0.0	0	0	0	0	0	0	0	0	0	0	0	0	0	0	0	0

SINGLE-GAME HIGHS: DEFENSIVE

Total Tackles	2 vs. Tennessee Titans, Dec 19, 2021	Special Teams Tackles	1 vs. Indianapolis Colts, Dec 27, 2020
	2 vs. Baltimore Ravens, Dec 05, 2021		
	...3 more at 2.		
Tackles For Loss	1 at Dallas Cowboys, Nov 08, 2020		

2021 GAME-BY-GAME REGULAR-SEASON STATISTICS (STEELERS)

DATE	OPPONENT	P/S	TACKLES							INTERCEPTIONS				O. FUMB				ST				MISC				W/L	SCORE	
			TK	S	A	SK	YDS	TFL	YDS	QBH	NO	YDS	LG	TD	PD	FF	FR	TD	YDS	TK	S	A	FF	FR	S			A
09/12	at Bills									PRACTICE SQUAD																	W	23-16
09/19	Raiders									DID NOT PLAY																	L	17-26
09/26	Bengals	P	0	0	0	0.0	0.0	0	0	0	0	0	0	0	0	0	0	0	0	0	0	0	0	0	0	L	10-24	
10/03	at Packers	P	1	0	1	0.0	0.0	0	0	0	0	0	0	0	0	0	0	0	0	0	0	0	0	0	0	L	17-27	
10/10	Broncos	P	1	1	0	1.0	8.0	1	8	1	0	0	0	0	0	0	0	0	0	0	0	0	0	0	0	W	27-19	
10/17	Seahawks	P	0	0	0	0.0	0.0	0	0	0	0	0	0	0	0	0	0	0	0	0	0	0	0	0	0	W	23-20+	
10/31	at Browns	P	1	0	1	0.0	0.0	0	0	0	0	0	0	0	0	0	0	0	0	0	0	0	0	0	0	W	15-10	
11/08	Bears	P	2	1	1	0.0	0.0	0	0	0	0	0	0	0	0	0	0	0	0	0	0	0	0	0	0	W	29-27	
11/14	Lions	P	0	0	0	0.0	0.0	0	0	0	0	0	0	0	0	0	0	0	0	0	0	0	0	0	0	T	16-16	
11/21	at Chargers	P	0	0	0	0.0	0.0	0	0	0	0	0	0	0	0	0	0	0	0	0	0	0	0	0	0	L	37-41	
11/28	at Bengals	S	2	0	2	0.0	0.0	0	0	0	0	0	0	0	0	0	0	0	0	0	0	0	0	0	0	L	10-41	
12/05	Ravens	P	2	1	1	0.0	0.0	0	0	0	0	0	0	0	0	0	0	0	0	0	0	0	0	0	0	W	20-19	
12/09	at Vikings	P	1	1	0	0.0	0.0	0	0	0	0	0	0	0	0	0	0	0	0	0	0	0	0	0	0	L	28-36	
12/19	Titans	S	2	0	2	0.0	0.0	0	0	0	0	0	0	0	0	0	0	0	0	0	0	0	0	0	0	W	19-13	
12/26	at Chiefs	P	1	0	1	0.0	0.0	0	0	0	0	0	0	0	0	0	0	0	0	0	0	0	0	0	0	L	10-36	
2021 TOTALS		13-2	13	4	9	1.0	8.0	1	8	1	0	0	0	0	0	0	0	0	0	0	0	0	0	0	0	7-7-1		
+ - Overtime																												

2020 GAME-BY-GAME POSTSEASON STATISTICS (STEELERS)

DATE	OPPONENT	P/S	TACKLES				YDS	QBH	INTERCEPTIONS				O. FUMB				ST				MISC				W/L	SCORE
			TK	S	A	SK			NO	YDS	LG	TD	PD	FF	FR	TD	YDS	TK	S	A	FF	FR	S	A		
01/10	Browns	P	0	0	0	0.0	0.0	0	0	0	0	0	0	0	0	0	0	0	0	0	0	0	0	0	L	37-48
2020 TOTALS		1-0	0	0	0	0.0	0.0	0	0	0	0	0	0	0	0	0	0	0	0	0	0	0	0	0	0-1	

2018 GAME-BY-GAME POSTSEASON STATISTICS (SAINTS)

DATE	OPPONENT	P/S	TACKLES							INTERCEPTIONS				O. FUMB			ST			MISC		W/L	SCORE					
			TK	S	A	SK	YDS	TFL	YDS	QBH	NO	YDS	LG	TD	PD	FF	FR	TD	YDS	TK	S			A	FF	FR	S	A
01/13	Eagles										PRACTICE SQUAD																W	20-14
01/20	Rams										PRACTICE SQUAD																L	23-26+
2018 TOTALS			0	0	0	0.0	0.0	0	0	0	0	0	0	0	0	0	0	0	0	0	0	0	0	0	0	1-1		
+ - Overtime																												



65

DAN MOORE JR.

OFFENSIVE TACKLE

HEIGHT: 6-5

WEIGHT: 315

COLLEGE: Texas A&M

BORN: Sep. 28, 1998 (23)

BIRTHPLACE: Beaumont, TX

HOW ACQUIRED: D4a '21

NFL EXPERIENCE: R

DAN MOORE JR.'S NFL REGULAR SEASON STATISTICS

DATE	TEAM	GP	GS
2021	Steelers	15	15
NFL TOTALS		15	15

2021 GAME-BY-GAME REGULAR-SEASON STATISTICS (STEELERS)

DATE	OPPONENT	P/S	W/L/T	SCORE
09/12	at Bills	S	W	23-16
09/19	Raiders	S	L	17-26
09/26	Bengals	S	L	10-24
10/03	at Packers	S	L	17-27
10/10	Broncos	S	W	27-19
10/17	Seahawks	S	W	23-20+
10/31	at Browns	S	W	15-10
11/08	Bears	S	W	29-27
11/14	Lions	S	T	16-16
11/21	at Chargers	S	L	37-41
11/28	at Bengals	S	L	10-41
12/05	Ravens	S	W	20-19
12/09	at Vikings	S	L	28-36
12/19	Titans	S	W	19-13
12/26	at Chiefs	S	L	10-36
2021 TOTALS		15-15	7-7-1	
+ - Overtime				



REGULAR SEASON COMPARISON: DEFENSIVE - CLEVELAND BROWNS

DATE	OPP	W/L	GP/GS	TACKLES				ASST	SACK	YDS.	INT	TFL	PD	QBH	TD	MISC		
				TOT	SOLO	TFL	YDS									FF	FR	FR
10/31/21	PIT @ CLV	W	P	2	2	0	0.0	0	0.0	0.0	0	0	0	0	0	0	0	0
TOTALS		1/0	1/0	2	2	0	0.0	0	0.0	0.0	0	0	0	0	0	0	0	0

TRE NORWOOD'S NFL REGULAR SEASON DEFENSIVE STATISTICS


DATE	TEAM	GP	GS	TACKLES								INTERCEPTIONS				O. FUMB				ST				MISC	
				TK	S	A	TFL	YDS	SK	YDS	QBH	NO	YDS	LG	TD	PD	FF	FR	TD	YDS	TK	S	A	FF	FR
2021	Steelers	15	3	32	28	4	2	4	0.0	0.0	0	0	0	0	3	0	0	0	2	1	1	0	0	0	0
NFL TOTALS		15	3	32	28	4	2	4	0.0	0.0	0	0	0	0	3	0	0	0	2	1	1	0	0	0	0

SINGLE-GAME HIGHS: DEFENSIVE

Total Tackles	7 at Los Angeles Chargers, Nov 21, 2021	Tackles For Loss	1 vs. Seattle Seahawks, Oct 17, 2021
	5 at Buffalo Bills, Sep 12, 2021	Special Teams Tackles	1 vs. Baltimore Ravens, Dec 05, 2021
Passes Defensed	2 vs. Detroit Lions, Nov 14, 2021		1 at Buffalo Bills, Sep 12, 2021
	1 vs. Seattle Seahawks, Oct 17, 2021		

2021 GAME-BY-GAME REGULAR-SEASON STATISTICS (STEELERS)

DATE	OPPONENT	P/S	TACKLES								INTERCEPTIONS				O. FUMB				ST				MISC			SCORE	
			TK	S	A	SK	YDS	TFL	YDS	QBH	NO	YDS	LG	TD	PD	FF	FR	TD	YDS	TK	S	A	FF	FR	S		A
09/12	at Bills	S	5	4	1	0.0	0.0	0	0	0	0	0	0	0	0	0	0	0	1	1	0	0	0	0	0	W	23-16
09/19	Raiders	P	1	1	0	0.0	0.0	0	0	0	0	0	0	0	0	0	0	0	0	0	0	0	0	0	0	L	17-26
09/26	Bengals	P	3	3	0	0.0	0.0	0	0	0	0	0	0	0	0	0	0	0	0	0	0	0	0	0	0	L	10-24
10/03	at Packers	P	0	0	0	0.0	0.0	0	0	0	0	0	0	0	0	0	0	0	0	0	0	0	0	0	0	L	17-27
10/10	Broncos	P	2	2	0	0.0	0.0	0	0	0	0	0	0	0	0	0	0	0	0	0	0	0	0	0	0	W	27-19
10/17	Seahawks	P	3	3	0	0.0	0.0	1	4	0	0	0	0	0	1	0	0	0	0	0	0	0	0	0	0	W	23-20+
10/31	at Browns	P	2	2	0	0.0	0.0	0	0	0	0	0	0	0	0	0	0	0	0	0	0	0	0	0	0	W	15-10
11/08	Bears	P	1	1	0	0.0	0.0	0	0	0	0	0	0	0	0	0	0	0	0	0	0	0	0	0	0	W	29-27
11/14	Lions	S	1	1	0	0.0	0.0	0	0	0	0	0	0	2	0	0	0	0	0	0	0	0	0	0	0	T	16-16
11/21	at Chargers	S	7	6	1	0.0	0.0	0	0	0	0	0	0	0	0	0	0	0	0	0	0	0	0	0	0	L	37-41
11/28	at Bengals	P	1	1	0	0.0	0.0	1	0	0	0	0	0	0	0	0	0	0	0	0	0	0	0	0	0	L	10-41
12/05	Ravens	P	3	1	2	0.0	0.0	0	0	0	0	0	0	0	0	0	0	1	0	1	0	0	0	0	0	W	20-19
12/09	at Vikings	P	1	1	0	0.0	0.0	0	0	0	0	0	0	0	0	0	0	0	0	0	0	0	0	0	0	L	28-36
12/19	Titans	P	1	1	0	0.0	0.0	0	0	0	0	0	0	0	0	0	0	0	0	0	0	0	0	0	0	W	19-13
12/26	at Chiefs	P	1	1	0	0.0	0.0	0	0	0	0	0	0	0	0	0	0	0	0	0	0	0	0	0	0	L	10-36
2021 TOTALS		15-3	32	28	4	0.0	0.0	2	4	0	0	0	0	3	0	0	0	0	2	1	1	0	0	0	0	7-7-1	
+ - Overtime																											



76

# CHUKWUMA OKORAFOR

(Chuck-WOO-muh oh-KOR-uh-for)

HEIGHT: 6-6      BIRTHPLACE Southfield, MI

WEIGHT: 320      HOW ACQUIRED: D3b '18

COLLEGE: Western Michigan      NFL EXPERIENCE: 4th year

BORN: Aug. 8, 1997 (24)

CHUKWUMA OKORAFOR'S NFL REGULAR SEASON STATISTICS

DATE	TEAM	GP	GS
2018	Steelers	13	3
2019	Steelers	1	1
2020	Steelers	16	15
2021	Steelers	14	14
NFL TOTALS		44	33

CHUKWUMA OKORAFOR'S NFL POSTSEASON STATISTICS


DATE	TEAM	GP	GS
2020	Steelers	1	1
NFL TOTALS		1	1

2021 GAME-BY-GAME REGULAR-SEASON STATISTICS (STEELERS)

DATE	OPPONENT	P/S	W/L/T	SCORE
09/12	at Bills	S	W	23-16
09/19	Raiders	S	L	17-26
09/26	Bengals	S	L	10-24
10/03	at Packers	ON INACTIVE LIST	L	17-27
10/10	Broncos		W	27-19
10/17	Seahawks		W	23-20+
10/31	at Browns		W	15-10
11/08	Bears		W	29-27
11/14	Lions		T	16-16
11/21	at Chargers		L	37-41
11/28	at Bengals		L	10-41
12/05	Ravens		W	20-19
12/09	at Vikings		L	28-36
12/19	Titans		W	19-13
12/26	at Chiefs		L	10-36
2021 TOTALS		14-14	7-7-1	
+ - Overtime				

2020 GAME-BY-GAME POSTSEASON STATISTICS (STEELERS)

DATE	OPPONENT	P/S	W/L	SCORE
01/10	Browns	S	L	37-48
2020 TOTALS		1-1	0-1	



JAMES PIERRE

CORNERBACK

HEIGHT: 6-2      BIRTHPLACE: Deerfield Beach, FL  
WEIGHT: 185      HOW ACQUIRED: UDFA '20  
COLLEGE: Florida Atlantic      NFL EXPERIENCE: 2nd year  
BORN: Sep. 16, 1996 (25)

POSTSEASON COMPARISON: DEFENSIVE - CLEVELAND BROWNS

DATE	OPP	W/L	GP/GS	TACKLES				ASST	SACK	YDS.	INT	TFL	PD	QBH	TD	MISC		
				TOT	SOLO	YDS	SK									FF	FR	FR
1/10/21	PIT vs. CLV	L	P	0	0	0	0	0	0.0	0.0	0	0	1	0	0	0	0	0
TOTALS		0/1	1/0	0	0	0	0	0	0.0	0.0	0	0	1	0	0	0	0	0

JAMES PIERRE'S NFL REGULAR SEASON DEFENSIVE STATISTICS

DATE	TEAM	GP	GS	TACKLES								INTERCEPTIONS				O. FUMB				ST			MISC		
				TK	S	A	TFL	YDS	SK	YDS	QBH	NO	YDS	LG	TD	PD	FF	FR	TD	YDS	TK	S	A	FF	FR
2020	Steelers	16	0	1	1	0	1	0.0	0.0	0	0	0	0	0	0	0	0	0	9	6	3	0	0	0	0
2021	Steelers	15	4	37	34	3	0	0.0	0.0	0	1	0	0	4	1	0	0	0	9	3	6	2	0	0	0
NFL TOTALS		31	4	38	35	3	1	1	0.0	0.0	0	1	0	0	4	1	0	0	18	9	9	2	0	0	0

JAMES PIERRE'S NFL POSTSEASON DEFENSIVE STATISTICS

				TACKLES							INTERCEPTIONS				O. FUMB				ST				MISC					
DATE	TEAM	GP	GS	TK	S	A	TFL	YDS	SK	YDS	QBH	NO	YDS	LG	TD	PD	FF	FR	TD	YDS	TK	S	A	FF	FR	S	A	
2020	Steelers	1	0	0	0	0	0	0	0.0	0.0	0	0	0	0	0	1	0	0	0	0	2	2	0	0	0	0	0	0
NFL TOTALS		1	0	0	0	0	0	0	0.0	0.0	0	0	0	0	0	1	0	0	0	0	2	2	0	0	0	0	0	0

SINGLE-GAME HIGHS: DEFENSIVE

- Total Tackles
  - 6 vs. Denver Broncos, Oct 10, 2021
  - 6 vs. Las Vegas Raiders, Sep 19, 2021
  - ...1 more at 6.
- Passes Defensed
  - 2 vs. Denver Broncos, Oct 10, 2021
  - 1 vs. Cincinnati Bengals, Sep 26, 2021
  - ...1 more at 1.
- Forced Fumbles
  - 1 vs. Seattle Seahawks, Oct 17, 2021
- Tackles For Loss
  - 1 at Jacksonville Jaguars, Nov 22, 2020
- Interceptions
  - 1 vs. Denver Broncos, Oct 10, 2021
- Special Teams Tackles
  - 2 vs. Detroit Lions, Nov 14, 2021
  - 2 at Tennessee Titans, Oct 25, 2020
- Special Teams Forced Fumbles
  - 1 vs. Chicago Bears, Nov 08, 2021

SINGLE-GAME HIGHS - POSTSEASON: DEFENSIVE

- Passes Defensed
  - 1 vs. Cleveland Browns, Jan 10, 2021
- Special Teams Tackles
  - 2 vs. Cleveland Browns, Jan 10, 2021

2021 GAME-BY-GAME REGULAR-SEASON STATISTICS (STEELERS)

DATE	OPPONENT	P/S	TACKLES							INTERCEPTIONS				O. FUMB			ST			MISC		W/L	SCORE				
			TK	S	A	SK	YDS	TFL	YDS	QBH	NO	YDS	LG	TD	PD	FF	FR	TD	YDS	TK	S			A	FF	FR	S
09/12	at Bills	P	6	6	0	0	0	0	0	0	0	0	0	1	0	0	0	0	1	0	1	0	0	0	W	23-16	
09/19	Raiders	S	6	6	0	0	0	0	0	0	0	0	0	0	0	0	0	0	1	0	1	0	0	0	L	17-26	
09/26	Bengals	P	0	0	0	0	0	0	0	0	0	0	0	1	0	0	0	0	1	1	0	0	0	0	L	10-24	
10/03	at Packers	P	1	1	0	0	0	0	0	0	0	0	0	0	0	0	0	0	0	0	0	0	0	0	L	17-27	
10/10	Broncos	S	6	6	0	0	0	0	0	0	1	0	0	2	0	0	0	0	0	0	0	0	0	0	W	27-19	
10/17	Seahawks	P	3	2	1	0	0	0	0	0	0	0	0	0	1	0	0	0	1	0	1	0	0	0	W	23-20+	
10/31	at Browns	P	0	0	0	0	0	0	0	0	0	0	0	0	0	0	0	0	0	0	0	0	0	0	W	15-10	
11/08	Bears	P	1	1	0	0	0	0	0	0	0	0	0	0	0	0	0	0	1	1	0	0	0	0	W	29-27	
11/14	Lions	P	5	4	1	0	0	0	0	0	0	0	0	0	0	0	0	0	2	0	2	0	0	0	T	16-16	
11/21	at Chargers	S	5	5	0	0	0	0	0	0	0	0	0	0	0	0	0	0	0	0	0	0	0	0	L	37-41	
11/28	at Bengals	S	4	3	1	0	0	0	0	0	0	0	0	0	0	0	0	0	0	0	0	0	0	0	L	10-41	
12/05	Ravens	P	0	0	0	0	0	0	0	0	0	0	0	0	0	0	0	0	1	0	1	0	0	0	W	20-19	
12/09	at Vikings	P	0	0	0	0	0	0	0	0	0	0	0	0	0	0	0	0	0	0	0	0	0	0	L	28-36	
12/19	Titans	P	0	0	0	0	0	0	0	0	0	0	0	0	0	0	0	0	1	1	0	1	0	0	W	19-13	
12/26	at Chiefs	P	0	0	0	0	0	0	0	0	0	0	0	0	0	0	0	0	0	0	0	0	0	0	L	10-36	
2021 TOTALS		15-4	37	34	3	3	0	0	0	0	1	0	0	0	4	1	0	0	0	9	3	6	2	0	0	0	7-7-1
+ - Overtime																											

2020 GAME-BY-GAME POSTSEASON STATISTICS (STEELERS)

DATE	OPPONENT	P/S	TACKLES							INTERCEPTIONS					O. FUMB			ST			MISC		W/L	SCORE			
			TK	S	A	SK	YDS	TFL	YDS	QBH	NO	YDS	LG	TD	PD	FF	FR	TD	YDS	TK	S	A			FF	FR	S
01/10	Browns	P	0	0	0	0.0	0.0	0	0	0	0	0	0	0	1	0	0	0	0	2	2	0	0	0	0	L	37-48
2020 TOTALS			1-0	0	0	0	0.0	0.0	0	0	0	0	0	0	1	0	0	0	0	2	2	0	0	0	0	0-1	



KEVIN RADER

TIGHT END

HEIGHT: 6-4 BIRTHPLACE Pittsburgh, PA  
WEIGHT: 250 HOW ACQUIRED: FA '19  
COLLEGE: Youngstown State NFL EXPERIENCE: 1st year  
BORN: Apr. 26, 1995 (26)

REGULAR SEASON COMPARISON: RECEIVING - CLEVELAND BROWNS

DATE	OPP	W/L	GP/GS	REC	YDS.	AVG.	TD	LG	TGTS	YAC
1/3/21	PIT @ CLV	L	S	0	0	0	0	0	1	0
TOTALS		0/1	1/1	0	0	0	0	0	1	0

KEVIN RADER'S NFL REGULAR SEASON RUSHING/RECEIVING STATISTICS

DATE	TEAM	GP	GS	RECEIVING					RUSHING				
				NO.	YDS.	AVG.	LG	TD	NO.	YDS.	AVG.	LG	TD
2018	Packers	0	0	0	0	0.0	0	0	0	0	0.0	0	0
2019	Packers	0	0	0	0	0.0	0	0	0	0	0.0	0	0
Went from Green Bay to Pittsburgh.													
2019	Steelers	0	0	0	0	0.0	0	0	0	0	0.0	0	0
2019	TOTAL	0	0	0	0	0.0	0	0	0	0	0.0	0	0
2020	Steelers	1	1	0	0	0.0	0	0	0	0	0.0	0	0
Went from Pittsburgh to Green Bay.													
2020	Packers	0	0	0	0	0.0	0	0	0	0	0.0	0	0
2020	TOTAL	1	1	0	0	0.0	0	0	0	0	0.0	0	0
2021	Steelers	4	0	2	8	4.0	7	0	0	0	0.0	0	0
NFL TOTALS		5	1	2	8	4.0	7	0	0	0	0.0	0	0

KEVIN RADER'S NFL POSTSEASON RUSHING/RECEIVING STATISTICS

DATE	TEAM	GP	GS	RECEIVING					RUSHING				
				NO.	YDS.	AVG.	LG	TD	NO.	YDS.	AVG.	LG	TD
2019	Packers	0	0	0	0	0.0	0	0	0	0	0.0	0	0
2020	Steelers	1	0	0	0	0.0	0	0	0	0	0.0	0	0
NFL TOTALS		1	0	0	0	0.0	0	0	0	0	0.0	0	0

KEVIN RADER'S NFL REGULAR SEASON RETURN STATISTICS

KICKOFF RETURNS							PUNT RETURNS						
DATE	TEAM	RET.	YDS.	AVG.	LG	TD	NO.	FC	YDS.	AVG.	LG	TD	
2018	Packers	0	0	0.0	0	0	0	0	0	0.0	0	0	
2019	Packers	0	0	0.0	0	0	0	0	0	0.0	0	0	
Went from Green Bay to Pittsburgh.													
2019	Steelers	0	0	0.0	0	0	0	0	0	0.0	0	0	
2019	TOTAL	0	0	0.0	0	0	0	0	0	0.0	0	0	
2020	Steelers	0	0	0.0	0	0	0	0	0	0.0	0	0	
Went from Pittsburgh to Green Bay.													
2020	Packers	0	0	0.0	0	0	0	0	0	0.0	0	0	
2020	TOTAL	0	0	0.0	0	0	0	0	0	0.0	0	0	
2021	Steelers	0	0	0.0	0	0	0	0	0	0.0	0	0	
NFL TOTALS		0	0	0.0	0	0	0	0	0	0.0	0	0	

KEVIN RADER'S NFL POSTSEASON RETURN STATISTICS

KICKOFF RETURNS							PUNT RETURNS						
DATE	TEAM	RET.	YDS.	AVG.	LG	TD	NO.	FC	YDS.	AVG.	LG	TD	
2019	Packers	0	0	0.0	0	0	0	0	0	0.0	0	0	
2020	Steelers	0	0	0.0	0	0	0	0	0	0.0	0	0	
NFL TOTALS		0	0	0.0	0	0	0	0	0	0.0	0	0	

SINGLE-GAME HIGHS: RECEIVING

Longest Receptions7 at Kansas City Chiefs, Dec 26, 2021  
1 vs. Chicago Bears, Nov 08, 2021

Special Teams Tackles3 at Cleveland Browns, Jan 03, 2021

2021 GAME-BY-GAME REGULAR-SEASON STATISTICS (STEELERS)

DATE	OPPONENT	P/S	RECEIVING					RUSHING					W/L/T	SCORE
			NO.	YDS.	AVG.	LG	TD	NO.	YDS.	AVG.	LG	TD		
09/12	at Bills						PRACTICE SQUAD						W	23-16
09/19	Raiders						PRACTICE SQUAD						L	17-26
09/26	Bengals						PRACTICE SQUAD						L	10-24
10/03	at Packers						PRACTICE SQUAD						L	17-27
10/10	Broncos						PRACTICE SQUAD						W	27-19
10/17	Seahawks						PRACTICE SQUAD						W	23-20+
10/31	at Browns						PRACTICE SQUAD						W	15-10
11/08	Bears						PRACTICE SQUAD						W	29-27
11/14	Lions						PRACTICE SQUAD						T	16-16
11/21	at Chargers						PRACTICE SQUAD						L	37-41
11/28	at Bengals						ON INACTIVE LIST						L	10-41
12/05	Ravens	P	0	0	0.0	0	0	0	0	0.0	0	0	W	20-19
12/09	at Vikings	P	0	0	0.0	0	0	0	0	0.0	0	0	L	28-36
12/19	Titans						ON INACTIVE LIST						W	19-13
12/26	at Chiefs	P	1	7	7.0	7	0	0	0	0.0	0	0	L	10-36
2021 TOTALS		3-0	1	7	7.0	7	0	0	0	0.0	0	0	7-7-1	

+ - Overtime

2020 GAME-BY-GAME POSTSEASON STATISTICS (STEELERS)

DATE	OPPONENT	P/S	RECEIVING					RUSHING					W/L	SCORE
			NO.	YDS.	AVG.	LG	TD	NO.	YDS.	AVG.	LG	TD		
01/10	Browns	P	0	0	0.0	0	0	0	0	0.0	0	0	L	37-48
2020 TOTALS		1-0	0	0	0.0	0	0	0	0	0.0	0	0	0-1	

2019 GAME-BY-GAME POSTSEASON STATISTICS (PACKERS)

DATE	OPPONENT	P/S	RECEIVING					RUSHING					W/L	SCORE
			NO.	YDS.	AVG.	LG	TD	NO.	YDS.	AVG.	LG	TD		
01/12	Seahawks						NOT ON ROSTER						W	28-23
01/19	at 49ers						NOT ON ROSTER						L	20-37
2019 TOTALS		0-0	0	0	0.0	0	0	0	0	0.0	0	0	1-1	



BEN ROETHLISBERGER

(Roeth-lis-ber-ger)

QUARTERBACK

HEIGHT: 6-5

BIRTHPLACE Findlay, OH

WEIGHT: 240

HOW ACQUIRED: D1 '04

COLLEGE: Miami (OH)

NFL EXPERIENCE: 18th year

BORN: Mar. 2, 1982 (39)



REGULAR SEASON COMPARISON: PASSING - CLEVELAND BROWNS

DATE	OPP	W/L/T	GP/GS	C	ATT	YDS.	AVG.	TD	LG	INT	SK	SKYD	RTG
10/10/04	PIT vs. CLV	W	S	16	21	231	11.0	1	48	1	0	0	107.4
11/14/04	PIT @ CLV	W	S	10	16	134	8.4	0	22	1	2	14	63.0
12/24/05	PIT @ CLV	W	S	13	20	226	11.3	1	46	0	2	9	120.0
11/19/06	PIT vs. CLV	W	S	25	44	272	6.2	2	23	3	2	11	61.9
12/7/06	PIT vs. CLV	W	S	11	21	225	10.7	1	49	0	0	0	106.2
9/9/07	PIT @ CLV	W	S	12	23	161	7.0	4	40	0	1	2	114.3
11/11/07	PIT vs. CLV	W	S	23	34	278	8.2	2	22	1	4	36	99.9
9/14/08	PIT @ CLV	W	S	13	20	179	9.0	1	48	0	2	15	110.2
12/28/08	PIT vs. CLV	W	S	9	14	110	7.9	0	24	1	0	0	58.6
10/18/09	PIT vs. CLV	W	S	23	35	417	11.9	2	52	1	3	14	113.6
12/10/09	PIT @ CLV	L	S	18	32	201	6.3	0	24	0	8	60	75.1
10/17/10	PIT vs. CLV	W	S	16	27	257	9.5	3	50	1	0	0	112.7
1/2/11	PIT @ CLV	W	S	15	22	280	12.7	2	56	0	0	0	141.3
12/8/11	PIT vs. CLV	W	S	16	21	280	13.3	2	79	1	1	5	129.6
1/1/12	PIT @ CLV	W	S	23	40	221	5.5	0	40	0	2	22	73.0
12/30/12	PIT vs. CLV	W	S	15	23	134	5.8	3	16	0	2	13	120.3
11/24/13	PIT @ CLV	W	S	22	34	217	6.4	2	41	0	0	0	102.2
12/29/13	PIT vs. CLV	W	S	19	31	179	5.8	1	24	2	1	7	61.1
9/7/14	PIT vs. CLV	W	S	23	34	365	10.7	1	41	1	3	14	100.7
10/12/14	PIT @ CLV	L	S	21	42	228	5.4	1	26	1	2	7	64.4
11/15/15	PIT vs. CLV	W	P	22	33	379	11.5	3	64	1	1	3	123.2
1/3/16	PIT @ CLV	W	S	24	36	349	9.7	3	66	2	0	0	102.7
11/20/16	PIT @ CLV	W	S	23	36	167	4.6	0	21	0	0	0	74.7
9/10/17	PIT @ CLV	W	S	24	36	263	7.3	2	50	1	1	8	95.0
9/9/18	PIT @ CLV	T	S	23	41	335	8.2	1	67	3	4	22	60.5
10/28/18	PIT vs. CLV	W	S	24	36	257	7.1	2	43	1	1	4	94.3
10/18/20	PIT vs. CLV	W	S	14	22	162	7.4	1	36	0	2	20	100.9
10/31/21	PIT @ CLV	W	S	22	34	266	7.8	1	50	0	2	11	98.4
TOTALS		25/2/1	28/27	519	828	6,773	8.2	42	79	22	46	297	--

POSTSEASON COMPARISON: PASSING - CLEVELAND BROWNS

DATE	OPP	W/L	GP/GS	C	ATT	YDS.	AVG.	TD	LG	INT	SK	SKYD	RTG
1/10/21	PIT vs. CLV	L	S	47	68	501	7.4	4	33	4	0	0	85.5
TOTALS		0/1	1/1	47	68	501	7.4	4	33	4	0	0	--

REGULAR SEASON COMPARISON: RECEIVING - CLEVELAND BROWNS

DATE	OPP	W/L	GP/GS	REC	YDS.	AVG.	TD	LG	TGTS	YAC
9/14/08	PIT @ CLV	W	S	1	-7	-7.0	0	-7	0	0
TOTALS		1/0	1/1	1	-7	-7.0	0	0	0	0

BEN ROETHLISBERGER'S NFL REGULAR SEASON PASSING STATISTICS

DATE	TEAM	GP	GS	ATT.	CMP.	PCT.	YDS	AVG.	TD	INT.	LG	SK	LST	RATE
2004	Steelers	14	13	295	196	66.4	2,621	8.9	17	11	58	30	213	98.1
2005	Steelers	12	12	268	168	62.7	2,385	8.9	17	9	85t	23	129	98.6
2006	Steelers	15	15	469	280	59.7	3,513	7.5	18	23	67t	46	280	75.4
2007	Steelers	15	15	404	264	65.3	3,154	7.8	32	11	83	47	347	104.1
2008	Steelers	16	16	469	281	59.9	3,301	7.0	17	15	65t	46	284	80.1
2009	Steelers	15	15	506	337	66.6	4,328	8.6	26	12	60t	50	348	100.5
2010	Steelers	12	12	389	240	61.7	3,200	8.2	17	5	56t	32	220	97.0
2011	Steelers	15	15	513	324	63.2	4,077	7.9	21	14	95t	40	269	90.1
2012	Steelers	13	13	449	284	63.3	3,265	7.3	26	8	82t	30	182	97.0
2013	Steelers	16	16	584	375	64.2	4,261	7.3	28	14	67	42	282	92.0
2014	Steelers	16	16	608	408	67.1	4,952	8.1	32	9	94t	33	172	103.3
2015	Steelers	12	11	469	319	68.0	3,938	8.4	21	16	69t	20	141	94.5
2016	Steelers	14	14	509	328	64.4	3,819	7.5	29	13	72t	17	141	95.4
2017	Steelers	15	15	561	360	64.2	4,251	7.6	28	14	97t	21	139	93.4
2018	Steelers	16	16	675	452	67.0	5,129	7.6	34	16	97t	24	166	96.5
2019	Steelers	2	2	62	35	56.5	351	5.7	0	1	45	2	7	66.0
2020	Steelers	15	15	608	399	65.6	3,803	6.3	33	10	84t	13	118	94.1
2021	Steelers	14	14	515	336	65.2	3,373	6.5	20	8	59	35	216	90.2
TOTALS		247	245	8,353	5,386	64.5	63,721	7.6	416	209	97T	551	3,654	93.8



BEN ROETHLISBERGER'S NFL POSTSEASON PASSING STATISTICS

DATE	TEAM	GP	GS	ATT.	CMP.	PCT.	YDS	AVG.	TD	INT.	LG	SK	LST	RATE
2004	Steelers	2	2	54	31	57.4	407	7.5	3	5	34	2	11	61.3
2005	Steelers	4	4	93	58	62.4	803	8.6	7	3	54	6	35	101.7
2007	Steelers	1	1	42	29	69.0	337	8.0	2	3	37t	6	40	79.2
2008	Steelers	3	3	89	54	60.7	692	7.8	3	1	65t	8	58	91.6
2010	Steelers	3	3	91	54	59.3	622	6.8	4	4	58	9	48	76.4
2011	Steelers	1	1	40	22	55.0	289	7.2	1	1	33	5	45	75.9
2014	Steelers	1	1	45	31	68.9	334	7.4	1	2	44	5	37	79.3
2015	Steelers	2	2	68	42	61.8	568	8.4	1	0	60	6	55	93.3
2016	Steelers	3	3	96	64	66.7	735	7.7	3	4	62t	2	15	82.6
2017	Steelers	1	1	58	37	63.8	469	8.1	5	1	43t	2	7	110.5
2020	Steelers	1	1	68	47	69.1	501	7.4	4	4	33	0	0	85.5
TOTALS		22	22	744	469	63.0	5,757	7.7	34	28	65T	51	351	86.4

BEN ROETHLISBERGER'S NFL REGULAR SEASON RUSHING STATISTICS

DATE	TEAM	NO.	YDS.	AVG.	LG	TD
2004	Steelers	56	144	2.6	20	1
2005	Steelers	31	69	2.2	13	3
2006	Steelers	32	98	3.1	20	2
2007	Steelers	35	204	5.8	30t	2
2008	Steelers	34	101	3.0	17	2
2009	Steelers	40	82	2.1	15	2
2010	Steelers	34	176	5.2	31	2
2011	Steelers	31	70	2.3	11	0
2012	Steelers	26	92	3.5	14	0
2013	Steelers	27	99	3.7	19	1
2014	Steelers	33	27	0.8	8	0
2015	Steelers	15	29	1.9	13	0
2016	Steelers	16	14	0.9	14	1
2017	Steelers	28	47	1.7	14	0
2018	Steelers	31	98	3.2	18	3
2019	Steelers	1	7	7.0	7	0
2020	Steelers	25	11	0.4	11	0
2021	Steelers	16	10	0.6	8	1
TOTALS		511	1,378	2.7	31	20

BEN ROETHLISBERGER'S NFL POSTSEASON RUSHING STATISTICS

DATE	TEAM	NO.	YDS.	AVG.	LG	TD
2004	Steelers	9	75	8.3	20	0
2005	Steelers	19	37	1.9	10	2
2007	Steelers	4	13	3.3	6	0
2008	Steelers	5	0	0.0	4	0
2010	Steelers	21	63	3.0	18	1
2011	Steelers	3	15	5.0	9	0
2014	Steelers	2	16	8.0	16	0
2015	Steelers	0	0	0.0	0	0
2016	Steelers	8	11	1.4	8	0
2017	Steelers	2	16	8.0	15	0
2020	Steelers	1	0	0.0	0	0
TOTALS		74	246	3.3	20	3

SINGLE-GAME HIGHS: QUARTERBACK

Pass Attempts	66 vs. Baltimore Ravens, Dec 10, 2017 60 vs. Kansas City Chiefs, Sep 16, 2018	Passer Rating	158.3 vs. Carolina Panthers, Nov 08, 2018 158.3 at St. Louis Rams, Dec 20, 2007 ...1 more at 158.3.
Pass Completions	44 vs. Baltimore Ravens, Dec 10, 2017 41 at Denver Broncos, Nov 25, 2018	Rush Attempts	9 at Cincinnati Bengals, Nov 21, 2004 7 vs. Carolina Panthers, Dec 23, 2010 ...1 more at 7.
Yards Passing	522 vs. Indianapolis Colts, Oct 26, 2014 506 vs. Baltimore Ravens, Dec 10, 2017	Rushing Yards	55 vs. Oakland Raiders, Nov 21, 2010 49 vs. Cleveland Browns, Nov 11, 2007
TD Passes	6 vs. Baltimore Ravens, Nov 02, 2014 6 vs. Indianapolis Colts, Oct 26, 2014	Longest Runs	30t vs. Cleveland Browns, Nov 11, 2007 22 vs. New York Jets, Dec 19, 2010
Long Passes	97t at Denver Broncos, Nov 25, 2018 97t at Detroit Lions, Oct 29, 2017	Rushing TDs	1 vs. Tennessee Titans, Dec 19, 2021 1 at Jacksonville Jaguars, Nov 18, 2018 ...18 more at 1.
Completion Percentage	88.0 vs. Carolina Panthers, Nov 08, 2018 86.2 at Oakland Raiders, Dec 09, 2018	Rushing Average	5.4 at Cleveland Browns, Nov 14, 2004 1.8 at Cincinnati Bengals, Nov 21, 2004

SINGLE-GAME HIGHS - POSTSEASON: QUARTERBACK

Pass Attempts	68 vs. Cleveland Browns, Jan 10, 2021 58 vs. Jacksonville Jaguars, Jan 14, 2018 47 at New England Patriots, Jan 22, 2017 45 vs. Baltimore Ravens, Jan 03, 2015 42 vs. Jacksonville Jaguars, Jan 05, 2008	Passer Rating	148.7 at Cincinnati Bengals, Jan 08, 2006 124.9 at Denver Broncos, Jan 22, 2006 110.5 vs. Jacksonville Jaguars, Jan 14, 2018 105.3 vs. Miami Dolphins, Jan 08, 2017 101.8 vs. Baltimore Ravens, Jan 15, 2011
Pass Completions	47 vs. Cleveland Browns, Jan 10, 2021 37 vs. Jacksonville Jaguars, Jan 14, 2018 31 at New England Patriots, Jan 22, 2017 31 vs. Baltimore Ravens, Jan 03, 2015 29 vs. Jacksonville Jaguars, Jan 05, 2008	Rush Attempts	11 vs. New York Jets, Jan 23, 2011 7 vs. Seattle Seahawks, Feb 05, 2006 6 vs. Baltimore Ravens, Jan 15, 2011 5 at Indianapolis Colts, Jan 15, 2006 5 vs. New England Patriots, Jan 23, 2005
Yards Passing	501 vs. Cleveland Browns, Jan 10, 2021 469 vs. Jacksonville Jaguars, Jan 14, 2018 339 at Denver Broncos, Jan 17, 2016 337 vs. Jacksonville Jaguars, Jan 05, 2008 334 vs. Baltimore Ravens, Jan 03, 2015	Rushing Yards	45 vs. New England Patriots, Jan 23, 2005 31 at Green Bay Packers, Feb 06, 2011 30 vs. New York Jets, Jan 15, 2005 25 vs. Seattle Seahawks, Feb 05, 2006 21 vs. New York Jets, Jan 23, 2011
TD Passes	5 vs. Jacksonville Jaguars, Jan 14, 2018 4 vs. Cleveland Browns, Jan 10, 2021 3 at Cincinnati Bengals, Jan 08, 2006 2 vs. Miami Dolphins, Jan 08, 2017 2 at Green Bay Packers, Feb 06, 2011 ...5 more at 2.	Longest Runs	20 vs. New York Jets, Jan 15, 2005 18 at Green Bay Packers, Feb 06, 2011 16 vs. Baltimore Ravens, Jan 03, 2015 15 vs. Jacksonville Jaguars, Jan 14, 2018 13 vs. New England Patriots, Jan 23, 2005
Long Passes	65t vs. Baltimore Ravens, Jan 18, 2009 62t vs. Miami Dolphins, Jan 08, 2017 60 at Cincinnati Bengals, Jan 09, 2016 58 at Denver Broncos, Jan 17, 2016 58 vs. Baltimore Ravens, Jan 15, 2011	Rushing TDs	1 vs. New York Jets, Jan 23, 2011 1 vs. Seattle Seahawks, Feb 05, 2006 1 at Denver Broncos, Jan 22, 2006
Completion Percentage	73.7 at Cincinnati Bengals, Jan 08, 2006 72.4 at Denver Broncos, Jan 22, 2006 72.2 vs. Miami Dolphins, Jan 08, 2017 70.0 at Arizona Cardinals, Feb 01, 2009 69.1 vs. Cleveland Browns, Jan 10, 2021		

300-YARD PASSING GAMES (68): REGULAR SEASON

DATE	TEAM	NO.	YDS.	AVG.	LG	TD
12/18/04	at Giants	18	316	17.6	40	1
12/04/05	BENGALS	29	386	13.3	41	3
10/29/06	at Raiders	25	301	12.0	49	1
11/05/06	BRONCOS	38	433	11.4	63	1
10/05/08	at Jaguars	26	309	11.9	48t	3
11/16/08	CHARGERS	31	308	9.9	30	0
12/21/08	at Titans	25	329	13.2	31t	2
09/10/09	TITANS	33	363	11.0	34t	1
10/04/09	CHARGERS	26	333	12.8	35	2
10/18/09	BROWNS	23	417	18.1	52t	2
11/22/09	at Chiefs	32	398	12.4	41	3
12/20/09	PACKERS	29	503	17.3	60t	3
10/24/10	at Dolphins	19	302	15.9	53t	2
11/14/10	PATRIOTS	30	387	12.9	33t	3
12/23/10	PANTHERS	22	320	14.5	43t	1
09/25/11	at Colts	25	364	14.6	81t	1
10/23/11	at Cardinals	26	361	13.9	95t	3
10/30/11	PATRIOTS	36	365	10.1	26	2
11/06/11	RAVENS	20	330	16.5	32	1
12/19/11	at 49ers	25	330	13.2	39	0
09/23/12	at Raiders	36	384	10.7	22t	4
10/11/12	at Titans	24	363	15.1	82t	1
12/16/12	at Cowboys	24	339	14.1	60	2
09/22/13	BEARS	26	406	15.6	45	2
09/29/13	at Vikings	36	383	10.6	36	1
11/03/13	at Patriots	28	400	14.3	42	4
11/17/13	LIONS	29	367	12.7	47t	4
12/08/13	DOLPHINS	23	349	15.2	67	3
09/07/14	BROWNS	23	365	15.9	41	1
09/28/14	BUCCANEERS	29	314	10.8	31	3
10/26/14	COLTS	40	522	13.1	52	6
11/02/14	RAVENS	25	340	13.6	54t	6
11/09/14	at Jets	30	343	11.4	80t	1
11/30/14	SAINTS	32	435	13.6	48	2
12/07/14	at Bengals	25	350	14.0	94t	3
12/14/14	at Falcons	27	360	13.3	44	0
12/28/14	BENGALS	24	317	13.2	63t	2
09/10/15	at Patriots	26	351	13.5	43	1
09/20/15	49ERS	21	369	17.6	59	3
11/08/15	RAIDERS	24	334	13.9	59	2
11/15/15	BROWNS	22	379	17.2	64	3
11/29/15	at Seahawks	36	456	12.7	69t	1
12/06/15	COLTS	24	364	15.2	68t	4
12/20/15	BRONCOS	40	380	9.5	23t	3
01/03/16	at Browns	24	349	14.5	66	3
09/12/16	at Washington	27	300	11.1	42	3
10/02/16	CHIEFS	22	300	13.6	47	5
10/09/16	JETS	34	380	11.2	72t	4
11/13/16	COWBOYS	37	408	11.0	44	3
10/08/17	JAGUARS	33	312	9.5	49	0
10/29/17	at Lions	17	317	18.6	97t	1
11/26/17	PACKERS	33	351	10.6	39	4
12/10/17	RAVENS	44	506	11.5	57	2
09/09/18	at Browns	23	335	14.6	67	1
09/16/18	CHIEFS	39	452	11.6	46	3
09/24/18	at Buccaneers	30	353	11.8	75t	3
10/14/18	at Bengals	32	369	11.5	48	1
11/08/18	PANTHERS	22	328	14.9	75t	5
11/18/18	at Jaguars	27	314	11.6	78t	2
11/25/18	at Broncos	41	462	11.3	97t	1
12/23/18	at Saints	33	380	11.5	49	3
09/20/20	BRONCOS	29	311	10.7	84t	2
11/08/20	at Cowboys	29	306	10.6	42	3
11/15/20	BENGALS	27	333	12.3	46	4
12/07/20	WASHINGTON	33	305	9.2	50t	2
12/27/20	COLTS	34	341	10.0	39t	3
09/26/21	BENGALS	38	318	8.4	29	1
12/09/21	at Vikings	28	308	11.0	38	3

300-YARD PASSING GAMES (6): POSTSEASON

DATE	TEAM	NO.	YDS.	AVG.	LG	TD
01/05/08	JAGUARS	29	337	11.6	37t	2
01/03/15	RAVENS	31	334	10.8	44	1
01/17/16	at Broncos	24	339	14.1	58	0
01/22/17	at Patriots	31	314	10.1	30t	1
01/14/18	JAGUARS	37	469	12.7	43t	5
01/10/21	BROWNS	47	501	10.7	33	4

## 2021 GAME-BY-GAME REGULAR-SEASON STATISTICS (STEELERS)

DATE	OPPONENT	P/S	PASSING											RUSHING					W/L/T	SCORE
			ATT	CMP	YDS	PCT	Y/A	Y/C	TD	INT	LG	SK/YD	RATE	ATT	YDS	LG	TD			
09/12	at Bills	S	32	18	188	56.3	5.9	10.4	1	0	24	2/11	83.9	4	5	8	0	W	23-16	
09/19	Raiders	S	40	27	295	67.5	7.4	10.9	1	1	52	2/3	87.0	0	0	0	0	L	17-26	
09/26	Bengals	S	58	38	318	65.5	5.5	8.4	1	2	29	4/21	70.9	1	5	5	0	L	10-24	
10/03	at Packers	S	40	26	232	65.0	5.8	8.9	1	1	45t	2/12	78.3	0	0	0	0	L	17-27	
10/10	Broncos	S	25	15	253	60.0	10.1	16.9	2	0	59	1/9	120.9	1	-1	-1	0	W	27-19	
10/17	Seahawks	S	40	29	229	72.5	7.7	7.9	1	0	23	1/3	94.7	2	-3	0	0	W	23-20+	
10/31	at Browns	S	34	22	266	64.7	7.8	12.1	1	0	50	2/11	98.4	1	0	0	0	W	15-10	
11/08	Bears	S	30	21	205	70.0	6.8	9.8	2	0	42	4/30	111.1	2	0	1	0	W	29-27	
11/14	Lions		RESERVE/COVID-19															T	16-16	
11/21	at Chargers	S	44	28	273	63.6	6.2	9.8	3	0	37	3/28	103.7	0	0	0	0	L	37-41	
11/28	at Bengals	S	41	24	263	58.5	6.4	11.0	1	2	41	3/13	65.4	0	0	0	0	L	10-41	
12/05	Ravens	S	31	21	236	67.7	7.6	11.2	2	0	40	1/0	111.8	1	-1	-1	0	W	20-19	
12/09	at Vikings	S	40	28	308	70.0	7.7	11.0	3	1	38	5/39	107.1	1	5	5	0	L	28-36	
12/19	Titans	S	25	16	148	64.0	5.9	9.3	0	0	19	3/15	80.1	3	0	1t	1	W	19-13	
12/26	at Chiefs	S	35	23	159	65.7	4.5	6.9	1	1	24	2/21	73.4	0	0	0	0	L	10-36	
2021 TOTALS	14-14		515	336	3,373	65.2	6.5	10.0	20	8	59	35/216	90.2	16	10	8	1	7-7-1		

+ - Overtime

## 2020 GAME-BY-GAME POSTSEASON STATISTICS (STEELERS)

DATE	OPPONENT	P/S	PASSING											RUSHING					W/L	SCORE
			ATT	CMP	YDS	PCT	Y/A	Y/C	TD	INT	LG	SK/YD	RATE	ATT	YDS	LG	TD			
01/10	Browns	S	68	47	501	69.1	7.4	10.7	4	4	33	0/0	85.5	1	0	0	0	L	37-48	
2020 TOTALS		1-1	68	47	501	69.1	7.4	10.7	4	4	33	0/0	85.5	1	0	0	0	0-1		

## 2017 GAME-BY-GAME POSTSEASON STATISTICS (STEELERS)

DATE	OPPONENT	P/S	PASSING											RUSHING					W/L	SCORE
			ATT	CMP	YDS	PCT	Y/A	Y/C	TD	INT	LG	SK/YD	RATE	ATT	YDS	LG	TD			
01/14	Jaguars	S	58	37	469	63.8	8.1	12.7	5	1	43t	2/7	110.5	2	16	15	0	L	42-45	
2017 TOTALS		1-1	58	37	469	63.8	8.1	12.7	5	1	43T	2/7	110.5	2	16	15	0	0-1		

## 2016 GAME-BY-GAME POSTSEASON STATISTICS (STEELERS)

			PASSING											RUSHING						
DATE	OPPONENT	P/S	ATT	CMP	YDS	PCT	Y/A	Y/C	TD	INT	LG	SK/YD	RATE	ATT	YDS	LG	TD	W/L	SCORE	
01/08	Dolphins	S	18	13	197	72.2	10.9	15.2	2	2	62t	1/9	105.3	4	10	8	0	W	30-12	
01/15	at Chiefs	S	31	20	224	64.5	7.2	11.2	0	1	52	1/6	72.5	4	1	4	0	W	18-16	
01/22	at Patriots	S	47	31	314	66.0	6.7	10.1	1	1	30t	0/0	83.1	0	0	0	0	L	17-36	
2016 TOTALS		3-3	96	64	735	66.7	7.7	11.5	3	4	62t	2/15	82.6	8	11	8	0	2-1		

## 2015 GAME-BY-GAME POSTSEASON STATISTICS (STEELERS)

			PASSING											RUSHING						
DATE	OPPONENT	P/S	ATT	CMP	YDS	PCT	Y/A	Y/C	TD	INT	LG	SK/YD	RATE	ATT	YDS	LG	TD	W/L	SCORE	
01/09	at Bengals	S	31	18	229	58.1	7.4	12.7	1	0	60	3/27	92.0	0	0	0	0	W	18-16	
01/17	at Broncos	S	37	24	339	64.9	9.2	14.1	0	0	58	3/28	94.3	0	0	0	0	L	16-23	
2015 TOTALS		2-2	68	42	568	61.8	8.4	13.5	1	0	60	6/55	93.3	0	0	0	0	1-1		

## 2014 GAME-BY-GAME POSTSEASON STATISTICS (STEELERS)

DATE	OPPONENT	P/S	PASSING											RUSHING					W/L	SCORE
			ATT	CMP	YDS	PCT	Y/A	Y/C	TD	INT	LG	SK/YD	RATE	ATT	YDS	LG	TD			
01/03	Ravens	S	45	31	334	68.9	7.4	10.8	1	2	44	5/37	79.3	2	16	16	0	L	17-30	
2014 TOTALS		1-1	45	31	334	68.9	7.4	10.8	1	2	44	5/37	79.3	2	16	16	0	0-1		

## 2011 GAME-BY-GAME POSTSEASON STATISTICS (STEELERS)

DATE	OPPONENT	P/S	PASSING											RUSHING					W/L	SCORE
			ATT	CMP	YDS	PCT	Y/A	Y/C	TD	INT	LG	SK/YD	RATE	ATT	YDS	LG	TD			
01/08	at Broncos	S	40	22	289	55.0	7.2	13.1	1	1	33	5/45	75.9	3	15	9	0	L	23-29+	
2011 TOTALS		1-1	40	22	289	55.0	7.2	13.1	1	1	33	5/45	75.9	3	15	9	0	0-1		

+ - Overtime

## 2010 GAME-BY-GAME POSTSEASON STATISTICS (STEELERS)

DATE	OPPONENT	P/S	PASSING											RUSHING					W/L	SCORE
			ATT	CMP	YDS	PCT	Y/A	Y/C	TD	INT	LG	SK/YD	RATE	ATT	YDS	LG	TD			
01/15	Ravens	S	32	19	226	59.4	7.1	11.9	2	0	58	6/34	101.8	6	11	6	0	W	31-24	
01/23	Jets	S	19	10	133	52.6	7.0	13.3	0	2	24	2/12	35.5	11	21	12	1	W	24-19	
02/06	at Packers	S	40	25	263	62.5	6.6	10.5	2	2	37	1/2	77.4	4	31	18	0	L	25-31	
2010 TOTALS		3-3	91	54	622	59.3	6.8	11.5	4	4	58	9/48	76.4	21	63	18	1	2-1		

## 2008 GAME-BY-GAME POSTSEASON STATISTICS (STEELERS)

DATE	OPPONENT	P/S	PASSING											RUSHING				W/L	SCORE
			ATT	CMP	YDS	PCT	Y/A	Y/C	TD	INT	LG	SK/YD	RATE	ATT	YDS	LG	TD		
01/11	Chargers	S	26	17	181	65.4	7.0	10.6	1	0	41	1/4	98.4	0	0	0	0	W	35-24
01/18	Ravens	S	33	16	255	48.5	7.7	15.9	1	0	65t	4/32	84.8	2	-2	-1	0	W	23-14
02/01	at Cardinals	S	30	21	256	70.0	8.5	12.2	1	1	40	3/22	93.2	3	2	4	0	W	27-23
2008 TOTALS		3-3	89	54	692	60.7	7.8	12.8	3	1	65T	8/58	91.6	5	0	4	0	3-0	

2007 GAME-BY-GAME POSTSEASON STATISTICS (STEELERS)

DATE	OPPONENT	P/S	PASSING										RUSHING					SCORE
			ATT	CMP	YDS	PCT	Y/A	Y/C	TD	INT	LG	SK/YD	RATE	ATT	YDS	LG	TD	
01/05	Jaguars	S	42	29	337	69.0	8.0	11.6	2	3	37	6/40	79.2	4	13	6	0	L 29-31
2007 TOTALS		1-1	42	29	337	69.0	8.0	11.6	2	3	37	6/40	79.2	4	13	6	0	0-1

2005 GAME-BY-GAME POSTSEASON STATISTICS (STEELERS)

DATE	OPPONENT	P/S	PASSING										RUSHING					SCORE
			ATT	CMP	YDS	PCT	Y/A	Y/C	TD	INT	LG	SK/YD	RATE	ATT	YDS	LG	TD	
01/08	at Bengals	S	19	14	208	73.7	10.9	14.9	3	0	54	1/6	148.7	4	3	6	0	W 31-17
01/15	at Colts	S	24	14	197	58.3	8.2	14.1	2	1	45	2/14	95.3	5	-3	1	0	W 21-18
01/22	at Broncos	S	29	21	275	72.4	9.5	13.1	2	0	30	2/7	124.9	3	12	6	1	W 34-17
02/05	Seahawks	S	21	9	123	42.9	5.9	13.7	0	2	37	1/8	22.6	7	25	10	1	W 21-10
2005 TOTALS		4-4	93	58	803	62.4	8.6	13.8	7	3	54	6/35	101.7	19	37	10	2	4-0

2004 GAME-BY-GAME POSTSEASON STATISTICS (STEELERS)

DATE	OPPONENT	P/S	PASSING										RUSHING					SCORE
			ATT	CMP	YDS	PCT	Y/A	Y/C	TD	INT	LG	SK/YD	RATE	ATT	YDS	LG	TD	
01/15	Jets	S	30	17	181	56.7	6.0	10.6	1	2	21	1/10	57.8	4	30	20	0	W 20-17+
01/23	Patriots	S	24	14	226	58.3	9.4	16.1	2	3	34	1/1	78.1	5	45	13	0	L 27-41
2004 TOTALS		2-2	54	31	407	57.4	7.5	13.1	3	5	34	2/11	61.3	9	75	20	0	1-1

+ - Overtime



MASON RUDOLPH

QUARTERBACK

HEIGHT: 6-5      BIRTHPLACE: Rock Hill, SC  
WEIGHT: 235      HOW ACQUIRED: D3a '18  
COLLEGE: Oklahoma State      NFL EXPERIENCE: 4th year  
BORN: Jun. 17, 1995 (26)

REGULAR SEASON COMPARISON: PASSING - CLEVELAND BROWNS

DATE	OPP	W/L	GP/GS	C	ATT	YDS.	AVG.	TD	LG	INT	SK	SKYD	RTG
11/14/19	PIT @ CLV	L	S	23	44	221	5.0	1	22	4	4	43	36.3
10/18/20	PIT vs. CLV	W	P	1	1	6	6.0	0	6	0	0	0	91.7
1/3/21	PIT @ CLV	L	S	22	39	315	8.1	2	47	1	1	8	89.2
TOTALS		1/2	3/2	46	84	542	6.5	3	47	5	5	51	--

MASON RUDOLPH'S NFL REGULAR SEASON PASSING STATISTICS

DATE	TEAM	GP	GS	ATT.	CMP.	PCT.	YDS	AVG.	TD	INT.	LG	SK	LST	RATE
2018	Steelers	0	0	0	0	0.0	0	0.0	0	0	0	0	0	0.0
2019	Steelers	10	8	283	176	62.2	1,765	6.2	13	9	76t	15	124	82.0
2020	Steelers	5	1	43	25	58.1	324	7.5	2	1	47	1	8	87.7
2021	Steelers	2	1	58	35	60.3	277	4.8	1	1	36	0	0	70.8
TOTALS		17	10	384	236	61.5	2,366	6.2	16	11	76T	16	132	80.9

MASON RUDOLPH'S NFL POSTSEASON PASSING STATISTICS

DATE	TEAM	GP	GS	ATT.	CMP.	PCT.	YDS	AVG.	TD	INT.	LG	SK	LST	RATE
2020	Steelers	0	0	0	0	0.0	0	0.0	0	0	0	0	0	0.0
TOTALS		0	0	0	0	0.0	0	0.0	0	0	0	0	0	0.0

MASON RUDOLPH'S NFL REGULAR SEASON RUSHING STATISTICS

DATE	TEAM	NO.	YDS.	AVG.	LG	TD
2018	Steelers	0	0	0.0	0	0
2019	Steelers	21	42	2.0	13	0
2020	Steelers	7	-6	-0.9	1	0
2021	Steelers	5	53	10.6	26	0
TOTALS		33	89	2.7	26	0

MASON RUDOLPH'S NFL POSTSEASON RUSHING STATISTICS

DATE	TEAM	NO.	YDS.	AVG.	LG	TD
2020	Steelers	0	0	0.0	0	0
TOTALS		0	0	0.0	0	0

MASON RUDOLPH'S NFL REGULAR SEASON PASSING/RUSHING STATISTICS

PASSING														RUSHING					
DATE	TEAM	GP	GS	ATT.	CMP.	PCT.	YDS	AVG.	TD	INT.	LG	SK	LST	RATE	NO.	YDS.	AVG.	LG	TD
2018	Steelers	0	0	0	0	0.0	0	0.0	0	0	0	0	0	0.0	0	0	0.0	0	0
2019	Steelers	10	8	283	176	62.2	1,765	6.2	13	9	76t	15	124	82.0	21	42	2.0	13	0
2020	Steelers	5	1	43	25	58.1	324	7.5	2	1	47	1	8	87.7	7	-6	-0.9	1	0
2021	Steelers	2	1	58	35	60.3	277	4.8	1	1	36	0	0	70.8	5	53	10.6	26	0
TOTALS		17	10	384	236	61.5	2,366	6.2	16	11	76t	16	132	80.9	33	89	2.7	26	0

MASON RUDOLPH'S NFL POSTSEASON PASSING/RUSHING STATISTICS

				PASSING											RUSHING				
DATE	TEAM	GP	GS	ATT.	CMP.	PCT.	YDS	AVG.	TD	INT.	LG	SK	LST	RATE	NO.	YDS.	AVG.	LG	TD
2020	Steelers	0	0	0	0	0.0	0	0.0	0	0	0	0	0	0.0	0	0	0.0	0	0
TOTALS		0	0	0	0	0.0	0	0.0	0	0	0	0	0	0.0	0	0	0.0	0	0

SINGLE-GAME HIGHS: QUARTERBACK

Pass Attempts	50 vs. Detroit Lions, Nov 14, 2021	Completion Percentage	85.7 vs. Cincinnati Bengals, Sep 30, 2019
	44 at Cleveland Browns, Nov 14, 2019		74.3 vs. Indianapolis Colts, Nov 03, 2019
Pass Completions	30 vs. Detroit Lions, Nov 14, 2021	Passer Rating	124.6 vs. Cincinnati Bengals, Sep 30, 2019
	26 vs. Indianapolis Colts, Nov 03, 2019		104 at New York Jets, Dec 22, 2019
Yards Passing	315 at Cleveland Browns, Jan 03, 2021	Rush Attempts	4 vs. Detroit Lions, Nov 14, 2021
	251 vs. Miami Dolphins, Oct 28, 2019		4 at Cincinnati Bengals, Nov 24, 2019
TD Passes	2 at Cleveland Browns, Jan 03, 2021		...1 more at 4.
	2 vs. Miami Dolphins, Oct 28, 2019	Rushing Yards	36 vs. Detroit Lions, Nov 14, 2021
	...3 more at 2.		15 at Cleveland Browns, Nov 14, 2019
Long Passes	76t at San Francisco 49ers, Sep 22, 2019		...1 more at 15.
	47 at Cleveland Browns, Jan 03, 2021	Longest Runs	26 vs. Detroit Lions, Nov 14, 2021
			17 at Kansas City Chiefs, Dec 26, 2021

300-YARD PASSING GAMES (1): REGULAR SEASON

DATE	TEAM	NO.	YDS.	AVG.	LG	TD
01/03/21	at Browns	22	315	14.3	47	2

2021 GAME-BY-GAME REGULAR-SEASON STATISTICS (STEELERS)

		PASSING												RUSHING					
DATE	OPPONENT	P/S	ATT	CMP	YDS	PCT	Y/A	Y/C	TD	INT	LG	SK/YD	RATE	ATT	YDS	LG	TD	W/L/T	SCORE
09/12	at Bills								DID NOT PLAY (NON-INJURY)									W	23-16
09/19	Raiders								DID NOT PLAY (NON-INJURY)									L	17-26
09/26	Bengals								DID NOT PLAY (NON-INJURY)									L	10-24
10/03	at Packers								DID NOT PLAY (NON-INJURY)									L	17-27
10/10	Broncos								DID NOT PLAY (NON-INJURY)									W	27-19
10/17	Seahawks								DID NOT PLAY (NON-INJURY)									W	23-20+
10/31	at Browns								DID NOT PLAY (NON-INJURY)									W	15-10
11/08	Bears								DID NOT PLAY (NON-INJURY)									W	29-27
11/14	Lions	S	50	30	242	60.0	4.8	8.1	1	1	36	0/0	70.6	4	36	26	0	T	16-16
11/21	at Chargers								DID NOT PLAY (NON-INJURY)									L	37-41
11/28	at Bengals								DID NOT PLAY (NON-INJURY)									L	10-41
12/05	Ravens								DID NOT PLAY (NON-INJURY)									W	20-19
12/09	at Vikings								DID NOT PLAY (NON-INJURY)									L	28-36
12/19	Titans								DID NOT PLAY (NON-INJURY)									W	19-13
12/26	at Chiefs	P	8	5	35	62.5	4.4	7.0	0	0	12	0/0	72.4	1	17	17	0	L	10-36
2021 TOTALS		2-1	58	35	277	60.3	4.8	7.9	1	1	36	0/0	70.8	5	53	26	0	7-7-1	
+ - Overtime																			

2020 GAME-BY-GAME POSTSEASON STATISTICS (STEELERS)

		PASSING												RUSHING						
DATE	OPPONENT	P/S	ATT	CMP	YDS	PCT	Y/A	Y/C	TD	INT	LG	SK/YD	RATE	ATT	YDS	LG	TD	W/L	SCORE	
01/10	Browns		DID NOT PLAY (NON-INJURY)																L	37-48
2020 TOTALS		0-0	0	0	0	0.0	0.0	0.0	0	0	0	0/0	0.0	0	0	0	0	0-1		



JOE SCHOBERT

(SHOW-ber)

LINEBACKER

HEIGHT: 6-1

BIRTHPLACE Waukesha, Wis.

WEIGHT: 240

HOW ACQUIRED: TR '21 (JAX)

COLLEGE: Wisconsin

NFL EXPERIENCE: 6th year

BORN: Nov. 6, 1993 (28)

REGULAR SEASON COMPARISON: DEFENSIVE - CLEVELAND BROWNS

DATE	OPP	W/L	GP/GS	TACKLES			ASST	SACK	YDS.	INT	TFL	PD	QBH	TD	MISC		FR
				TOT	SOLO										FF		
11/29/20	JAX vs. CLV	L	S	8	7		1	0.0	0.0	0	0	0	0	0	0	1	0
10/31/21	PIT @ CLV	W	S	9	6		3	0.0	0.0	0	0	0	0	0	1	0	0
TOTALS		1/1	2/2	17	13		4	0.0	0.0	0	0	0	0	0	2		0

JOE SCHOBERT'S NFL REGULAR SEASON DEFENSIVE STATISTICS

DATE	TEAM	GP	GS	TK	S	TACKLES			SK	YDS	QBH	INTERCEPTIONS				O. FUMB				ST		MISC				
						TFL	YDS					NO	YDS	LG	TD	PD	FF	FR	TD	YDS	TK	S	A	FF	FR	S
2016	Browns	16	4	16	11	5	1	1	0.5	3.0	3	0	0	0	0	1	0	0	0	12	8	4	0	0	0	
2017	Browns	16	16	142	85	57	4	6	3.0	18.0	7	1	8	8	0	4	3	0	0	2	2	0	0	0	0	
2018	Browns	13	13	103	57	46	3	13	3.0	20.0	6	1	0	0	0	6	2	2	0	26	0	0	0	0	0	
2019	Browns	16	16	133	89	44	7	32	2.0	19.0	4	4	24	20	0	9	2	1	0	21	0	0	0	0	0	
2020	Jaguars	16	16	141	84	57	6	17	2.5	12.0	6	3	45	43	1	4	2	0	0	0	0	0	0	0	0	
2021	Steelers	15	15	108	66	42	2	1	0.0	0.0	1	1	23	23	0	6	1	0	0	0	0	0	0	0	0	
NFL TOTALS		92	80	643	392	251	23	70	11.0	72.0	27	10	100	43	1	30	10	3	0	47	14	10	4	0	0	0


SINGLE-GAME HIGHS: DEFENSIVE

Total Tackles	16 at Baltimore Ravens, Sep 29, 2019 14 at Oakland Raiders, Sep 30, 2018	Tackles For Loss	2 vs. Pittsburgh Steelers, Nov 14, 2019 2 at Baltimore Ravens, Sep 29, 2019
Sacks	1.0 vs. Chicago Bears, Dec 27, 2020 1.0 at Minnesota Vikings, Dec 06, 2020 ...6 more at 1.0.	Interceptions	2 vs. Miami Dolphins, Nov 24, 2019 2 vs. Pittsburgh Steelers, Nov 14, 2019
Passes Defensed	4 vs. Miami Dolphins, Nov 24, 2019 4 vs. Pittsburgh Steelers, Nov 14, 2019	Interception Return Yards	43 at Minnesota Vikings, Dec 06, 2020 23 vs. Tennessee Titans, Dec 19, 2021
Forced Fumbles	1 at Cleveland Browns, Oct 31, 2021 1 vs. Chicago Bears, Dec 27, 2020 ...8 more at 1.	Special Teams Tackles	3 at Buffalo Bills, Dec 18, 2016 2 at Cincinnati Bengals, Oct 23, 2016
Fumble Recoveries	2 vs. Pittsburgh Steelers, Sep 09, 2018 1 vs. Los Angeles Rams, Sep 22, 2019	Longest Opponent's Fumble Return	26 vs. Pittsburgh Steelers, Sep 09, 2018 21 vs. Los Angeles Rams, Sep 22, 2019

2021 GAME-BY-GAME REGULAR-SEASON STATISTICS (STEELERS)

DATE	OPPONENT	P/S	TACKLES								INTERCEPTIONS								O. FUMB								ST				MISC				W/L	SCORE
			TK	S	A	SK	YDS	TFL	YDS	QBH	NO	YDS	LG	TD	PD	FF	FR	TD	YDS	TK	S	A	FF	FR	S	A	FF	FR	S	A						
09/12	at Bills	S	6	2	4	0.0	0.0	0	0	0	0	0	0	0	0	0	0	0	0	0	0	0	0	0	0	0	0	0	W	23-16						
09/19	Raiders	S	10	6	4	0.0	0.0	0	0	0	0	0	0	2	0	0	0	0	0	0	0	0	0	0	0	0	0	0	L	17-26						
09/26	Bengals	S	5	4	1	0.0	0.0	0	0	0	0	0	0	0	0	0	0	0	0	0	0	0	0	0	0	0	0	0	L	10-24						
10/03	at Packers	S	8	5	3	0.0	0.0	0	0	0	0	0	0	1	0	0	0	0	0	0	0	0	0	0	0	0	0	0	L	17-27						
10/10	Broncos	S	5	3	2	0.0	0.0	0	0	0	0	0	0	1	0	0	0	0	0	0	0	0	0	0	0	0	0	0	W	27-19						
10/17	Seahawks	S	2	1	1	0.0	0.0	0	0	0	0	0	0	0	0	0	0	0	0	0	0	0	0	0	0	0	0	0	W	23-20+						
10/31	at Browns	S	9	6	3	0.0	0.0	0	0	0	0	0	0	0	1	0	0	0	0	0	0	0	0	0	0	0	0	0	W	15-10						
11/08	Bears	S	5	2	3	0.0	0.0	0	0	0	0	0	0	0	0	0	0	0	0	0	0	0	0	0	0	0	0	0	W	29-27						
11/14	Lions	S	13	8	5	0.0	0.0	1	0	0	0	0	0	0	0	0	0	0	0	0	0	0	0	0	0	0	0	0	T	16-16						
11/21	at Chargers	S	4	3	1	0.0	0.0	0	0	0	0	0	0	0	0	0	0	0	0	0	0	0	0	0	0	0	0	0	L	37-41						
11/28	at Bengals	S	10	8	2	0.0	0.0	0	0	0	0	0	0	0	0	0	0	0	0	0	0	0	0	0	0	0	0	0	L	10-41						
12/05	Ravens	S	7	6	1	0.0	0.0	0	0	0	0	0	0	1	0	0	0	0	0	0	0	0	0	0	0	0	0	0	W	20-19						
12/09	at Vikings	S	7	4	3	0.0	0.0	0	0	0	0	0	0	0	0	0	0	0	0	0	0	0	0	0	0	0	0	0	L	28-36						
12/19	Titans	S	7	4	3	0.0	0.0	0	0	1	1	23	23	0	1	0	0	0	0	0	0	0	0	0	0	0	0	0	W	19-13						
12/26	at Chiefs	S	10	4	6	0.0	0.0	1	1	0	0	0	0	0	0	0	0	0	0	0	0	0	0	0	0	0	0	0	L	10-36						
2021 TOTALS		15-15	108	66	42	0.0	0.0	2	1	1	1	23	23	0	6	1	0	0	0	0	0	0	0	0	0	0	0	0	7-7-1							
+ Overtime																																				





24

**BENNY SNELL JR.** RUNNING BACK

HEIGHT: 5-10

BIRTHPLACE: Columbus, OH

WEIGHT: 224

HOW ACQUIRED: D4 '19

COLLEGE: Kentucky

NFL EXPERIENCE: 3rd year

BORN: Feb. 26, 1998 (23)

REGULAR SEASON COMPARISON: RECEIVING - CLEVELAND BROWNS

DATE	OPP	W/L	GP/GS	REC	YDS.	AVG.	TD	LG	TGTS	YAC
12/1/19	PIT vs. CLV	W	P	1	4	4.0	0	4	1	6
10/18/20	PIT vs. CLV	W	P	1	4	4.0	0	4	1	11
10/31/21	PIT @ CLV	W	P	1	7	7.0	0	7	1	10
TOTALS		3/0	3/0	3	15	5.0	0	7	3	27

POSTSEASON COMPARISON: RECEIVING - CLEVELAND BROWNS

DATE	OPP	W/L	GP/GS	REC	YDS.	AVG.	TD	LG	TGTS	YAC
1/10/21	PIT vs. CLV	L	P	1	4	4.0	0	4	2	4
TOTALS		0/1	1/0	1	4	4.0	0	4	2	4

BENNY SNELL JR.'S NFL REGULAR SEASON RUSHING/RECEIVING STATISTICS

RUSHING														RECEIVING				
DATE	TEAM	GP	GS	NO.	YDS.	AVG.	LG	TD	NO.	YDS.	AVG.	LG	TD					
2019	Steelers	13	2	108	426	3.9	23	2	3	23	7.7	14	0					
2020	Steelers	16	3	111	368	3.3	30	4	10	61	6.1	14	0					
2021	Steelers	15	0	23	74	3.2	9	0	2	13	6.5	7	0					
NFL TOTALS		44	5	242	868	3.6	30	6	15	97	6.5	14	0					

BENNY SNELL JR.'S NFL POSTSEASON RUSHING/RECEIVING STATISTICS

RUSHING									RECEIVING				
DATE	TEAM	GP	GS	NO.	YDS.	AVG.	LG	TD	NO.	YDS.	AVG.	LG	TD
2020	Steelers	1	0	2	13	6.5	11	0	1	4	4.0	4	0
NFL TOTALS		1	0	2	13	6.5	11	0	1	4	4.0	4	0

BENNY SNELL JR.'S NFL REGULAR SEASON RETURN STATISTICS

KICKOFF RETURNS							PUNT RETURNS						
DATE	TEAM	RET.	YDS.	AVG.	LG	TD	NO.	FC	YDS.	AVG.	LG	TD	
2019	Steelers	1	8	8.0	8	0	0	0	0	0.0	0	0	
2020	Steelers	0	0	0.0	0	0	0	0	0	0.0	0	0	
2021	Steelers	0	0	0.0	0	0	0	0	0	0.0	0	0	
NFL TOTALS		1	8	8.0	8	0	0	0	0	0.0	0	0	

BENNY SNELL JR.'S NFL POSTSEASON RETURN STATISTICS

KICKOFF RETURNS							PUNT RETURNS						
DATE	TEAM	RET.	YDS.	AVG.	LG	TD	NO.	FC	YDS.	AVG.	LG	TD	
2020	Steelers	0	0	0.0	0	0	0	0	0	0.0	0	0	
NFL TOTALS		0	0	0.0	0	0	0	0	0	0.0	0	0	

SINGLE-GAME HIGHS: RUSHING/RECEIVING

Rush Attempts	21 at Cincinnati Bengals, Nov 24, 2019	Kickoff Returns	1 at Baltimore Ravens, Dec 29, 2019
	19 at New York Giants, Sep 14, 2020	Kickoff Return Yards	8 at Baltimore Ravens, Dec 29, 2019
Rushing Yards	113 at New York Giants, Sep 14, 2020	Longest Kickoff Return	8 at Baltimore Ravens, Dec 29, 2019
	98 at Cincinnati Bengals, Nov 24, 2019	Special Teams Tackles	2 at Buffalo Bills, Dec 13, 2020
Longest Runs	30 at New York Giants, Sep 14, 2020		1 vs. Tennessee Titans, Dec 19, 2021
	29 at Cincinnati Bengals, Dec 21, 2020		...11 more at 1.
Rushing TDs	1 at Cincinnati Bengals, Dec 21, 2020	Miscellaneous Tackles	1 at Cleveland Browns, Jan 03, 2021
	1 at Jacksonville Jaguars, Nov 22, 2020	Most TDs	1 at Cincinnati Bengals, Dec 21, 2020
	...4 more at 1.		1 at Jacksonville Jaguars, Nov 22, 2020
Receptions	3 at Cincinnati Bengals, Dec 21, 2020		...3 more at 1.
	3 vs. Baltimore Ravens, Dec 02, 2020	Rushing Average	6.0 at New York Giants, Sep 14, 2020
Receiving Yards	33 vs. Baltimore Ravens, Dec 02, 2020		5.1 at Baltimore Ravens, Dec 29, 2019
	23 at Cincinnati Bengals, Dec 21, 2020		
Longest Receptions	14 at Cincinnati Bengals, Dec 21, 2020		
	14 at Los Angeles Chargers, Oct 13, 2019		
All-Purpose Yards	113 at New York Giants, Sep 14, 2020		
	107 at Cincinnati Bengals, Dec 21, 2020		

SINGLE-GAME HIGHS - POSTSEASON: RUSHING/RECEIVING

Rush Attempts	2 vs. Cleveland Browns, Jan 10, 2021	Receiving Yards	4 vs. Cleveland Browns, Jan 10, 2021
Rushing Yards	13 vs. Cleveland Browns, Jan 10, 2021	Longest Receptions	4 vs. Cleveland Browns, Jan 10, 2021
Longest Runs	11 vs. Cleveland Browns, Jan 10, 2021	All-Purpose Yards	17 vs. Cleveland Browns, Jan 10, 2021
	2 vs. Cleveland Browns, Jan 10, 2021		
Receptions	1 vs. Cleveland Browns, Jan 10, 2021		

100-YARD RUSHING GAMES (1): REGULAR SEASON


DATE	TEAM	ATT.	YDS.	AVG.	LG	TD
09/14/20	at Giants	19	113	5.9	30	0

2021 GAME-BY-GAME REGULAR-SEASON STATISTICS (STEELERS)

DATE	OPPONENT	P/S	RUSHING					RECEIVING					W/L/T	SCORE
			NO.	YDS.	AVG.	LG	TD	NO.	YDS.	AVG.	LG	TD		
09/12	at Bills	P	0	0	0.0	0	0	0	0	0.0	0	0	W	23-16
09/19	Raiders	P	2	1	0.5	1	0	0	0	0.0	0	0	L	17-26
09/26	Bengals	P	0	0	0.0	0	0	0	0	0.0	0	0	L	10-24
10/03	at Packers	P	1	0	0.0	0	0	0	0	0.0	0	0	L	17-27
10/10	Broncos	P	5	20	4.0	9	0	0	0	0.0	0	0	W	27-19
10/17	Seahawks	P	0	0	0.0	0	0	0	0	0.0	0	0	W	23-20+
10/31	at Browns	P	0	0	0.0	0	0	1	7	7.0	7	0	W	15-10
11/08	Bears	P	2	6	3.0	5	0	0	0	0.0	0	0	W	29-27
11/14	Lions	P	1	4	4.0	4	0	0	0	0.0	0	0	T	16-16
11/21	at Chargers	P	2	7	3.5	4	0	0	0	0.0	0	0	L	37-41
11/28	at Bengals	P	2	5	2.5	4	0	0	0	0.0	0	0	L	10-41
12/05	Ravens	P	2	13	6.5	8	0	0	0	0.0	0	0	W	20-19
12/09	at Vikings	P	1	-2	-2.0	-2	0	0	0	0.0	0	0	L	28-36
12/19	Titans	P	0	0	0.0	0	0	0	0	0.0	0	0	W	19-13
12/26	at Chiefs	P	5	20	4.0	8	0	1	6	6.0	6	0	L	10-36
2021 TOTALS			15-0	23	74	3.2	9	0	2	13	6.5	7	0	7-7-1
+ - Overtime														

2020 GAME-BY-GAME POSTSEASON STATISTICS (STEELERS)

DATE	OPPONENT	P/S	RUSHING					RECEIVING					W/L	SCORE
			NO.	YDS.	AVG.	LG	TD	NO.	YDS.	AVG.	LG	TD		
01/10	Browns	P	2	13	6.5	11	0	1	4	4.0	4	0	L	37-48
2020 TOTALS			1-0	2	13	6.5	11	0	1	4	4.0	4	0	0-1



41

ROBERT SPILLANE

(Spill-LANE)

LINEBACKER

HEIGHT: 6-1

WEIGHT: 229

COLLEGE: Western Michigan

BORN: Dec. 14, 1995 (26)

BIRTHPLACE: Oak Park, IL

HOW ACQUIRED: FA '19

NFL EXPERIENCE: 3rd year

REGULAR SEASON COMPARISON: DEFENSIVE - CLEVELAND BROWNS

DATE	OPP	W/L	GP/GS	TACKLES			ASST	SACK	YDS.	INT	TFL	PD	QBH	TD	MISC		
				TOT	SOLO										FF		FR
10/18/20	PIT vs. CLV	W	P	5	4		1	0.0	0.0	0	1	0	0	0	0	0	0
10/31/21	PIT @ CLV	W	P	1	0		1	0.0	0.0	0	0	0	0	0	0	0	0
TOTALS		2/0	2/0	6	4		2	0.0	0.0	0	1	0	0	0	0	0	0

POSTSEASON COMPARISON: DEFENSIVE - CLEVELAND BROWNS

DATE	OPP	W/L	GP/GS	TACKLES			ASST	SACK	YDS.	INT	TFL	PD	QBH	TD	MISC		
				TOT	SOLO										FF		FR
1/10/21	PIT vs. CLV	L	S	9	6		3	0.0	0.0	0	0	0	0	0	0	0	0
TOTALS		0/1	1/1	9	6		3	0.0	0.0	0	0	0	0	0	0	0	0

ROBERT SPILLANE'S NFL REGULAR SEASON DEFENSIVE STATISTICS

DATE	TEAM	GP	GS	TACKLES			TFL	YDS	SK	YDS	QBH	INTERCEPTIONS				O. FUMB				ST				MISC			
				TK	S	A						NO	YDS	LG	TD	PD	FF	FR	TD	YDS	TK	S	A	FF	FR	S	A
2018	Titans	2	0	0	0	0	0	0	0.0	0.0	0	0	0	0	0	0	0	0	0	0	0	0	0	0	0	0	0
2019	Titans	0	0	0	0	0	0	0	0.0	0.0	0	0	0	0	0	0	0	0	0	0	0	0	0	0	0	0	0
Went from Tennessee to Pittsburgh																											
2019	Steelers	8	0	1	1	0	0	0	0.0	0.0	0	0	0	0	0	0	0	0	0	0	10	7	3	0	0	0	0
2019	TOTAL	8	0	1	1	0	0	0	0.0	0.0	0	0	0	0	0	0	0	0	0	0	10	7	3	0	0	0	0
2020	Steelers	12	7	43	37	6	4	21	2.0	15.0	3	1	33	33t	1	4	0	1	0	0	2	2	0	0	0	0	0
2021	Steelers	12	2	33	16	17	1	2	0.0	0.0	0	0	0	0	0	0	0	0	0	10	5	5	0	0	0	0	0
NFL TOTALS		34	9	77	54	23	5	23	2.0	15.0	3	1	33	33T	1	4	0	1	0	0	22	14	8	0	0	0	0

ROBERT SPILLANE'S NFL POSTSEASON DEFENSIVE STATISTICS

DATE	TEAM	GP	GS	TACKLES			TFL	YDS	SK	YDS	QBH	INTERCEPTIONS				O. FUMB				ST				MISC			
				TK	S	A						NO	YDS	LG	TD	PD	FF	FR	TD	YDS	TK	S	A	FF	FR	S	A
2020	Steelers	1	1	9	6	3	0	0	0.0	0.0	0	0	0	0	0	0	0	0	0	0	0	0	0	0	0	0	0
NFL TOTALS		1	1	9	6	3	0	0	0.0	0.0	0	0	0	0	0	0	0	0	0	0	0	0	0	0	0	0	0

SINGLE-GAME HIGHS: DEFENSIVE

Total Tackles	13 at Kansas City Chiefs, Dec 26, 2021	Tackles For Loss	1 vs. Las Vegas Raiders, Sep 19, 2021
	11 at Baltimore Ravens, Nov 01, 2020		1 vs. Washington Football Team, Dec 07, 2020
Sacks	1.0 vs. Washington, Dec 07, 2020		...3 more at 1.
	1.0 vs. Cincinnati Bengals, Nov 15, 2020	Interceptions	1 at Baltimore Ravens, Nov 01, 2020
Passes Defensed	2 vs. Washington, Dec 07, 2020	Interception Return Yards	33 at Baltimore Ravens, Nov 01, 2020
	2 at Baltimore Ravens, Nov 01, 2020	Special Teams Tackles	4 at Cincinnati Bengals, Nov 24, 2019
Fumble Recoveries	1 at Baltimore Ravens, Nov 01, 2020		2 at Los Angeles Chargers, Nov 21, 2021
			...4 more at 2.

SINGLE-GAME HIGHS - POSTSEASON: DEFENSIVE

Total Tackles	9 vs. Cleveland Browns, Jan 10, 2021
---------------	--------------------------------------


2021 GAME-BY-GAME REGULAR-SEASON STATISTICS (STEELERS)

DATE	OPPONENT	P/S	TACKLES							INTERCEPTIONS					O. FUMB				ST				MISC		W/L	SCORE		
			TK	S	A	SK	YDS	TFL	YDS	QBH	NO	YDS	LG	TD	PD	FF	FR	TD	YDS	TK	S	A	FF	FR			S	A
09/12	at Bills		ON INACTIVE LIST																									
09/19	Raiders	S	10	7	3	0.0	0.0	1	2	0	0	0	0	0	0	0	0	0	2	0	2	0	0	0	0	0	W	23-16
09/26	Bengals	P	0	0	0	0.0	0.0	0	0	0	0	0	0	0	0	0	0	0	0	0	0	0	0	0	0	L	10-24	
10/03	at Packers	P	0	0	0	0.0	0.0	0	0	0	0	0	0	0	0	0	0	0	1	1	0	0	0	0	0	L	17-27	
10/10	Broncos	P	2	1	1	0.0	0.0	0	0	0	0	0	0	0	0	0	0	0	0	0	0	0	0	0	0	W	27-19	
10/17	Seahawks	P	2	0	2	0.0	0.0	0	0	0	0	0	0	0	0	0	0	0	1	1	0	0	0	0	0	W	23-20+	
10/31	at Browns	P	1	0	1	0.0	0.0	0	0	0	0	0	0	0	0	0	0	0	1	1	0	0	0	0	0	W	15-10	
11/08	Bears	P	0	0	0	0.0	0.0	0	0	0	0	0	0	0	0	0	0	0	0	0	0	0	0	0	0	W	29-27	
11/14	Lions	P	0	0	0	0.0	0.0	0	0	0	0	0	0	0	0	0	0	0	2	1	1	0	0	0	0	T	16-16	
11/21	at Chargers	P	1	1	0	0.0	0.0	0	0	0	0	0	0	0	0	0	0	0	2	1	1	0	0	0	0	L	37-41	
11/28	at Bengals	P	1	1	0	0.0	0.0	0	0	0	0	0	0	0	0	0	0	0	0	0	0	0	0	0	0	L	10-41	
12/05	Ravens		RESERVE/COVID-19																									
12/09	at Vikings		INACTIVE																									
12/19	Titans	P	3	1	2	0.0	0.0	0	0	0	0	0	0	0	0	0	0	0	1	0	1	0	0	0	0	W	19-13	
12/26	at Chiefs	S	13	5	8	0.0	0.0	0	0	0	0	0	0	0	0	0	0	0	0	0	0	0	0	0	0	L	10-36	
2021 TOTALS			12-2	33	16	17	0.0	0.0	1	2	0	0	0	0	0	0	0	0	10	5	5	0	0	0	0	7-7-1		

+ - Overtime

2020 GAME-BY-GAME POSTSEASON STATISTICS (STEELERS)

DATE	OPPONENT	P/S	TACKLES							INTERCEPTIONS					O. FUMB			ST			MISC		W/L	SCORE			
			TK	S	A	SK	YDS	TFL	YDS	QBH	NO	YDS	LG	TD	PD	FF	FR	TD	YDS	TK	S	A			FF	FR	S
01/10	Browns	S	9	6	3	0.0	0.0	0	0	0	0	0	0	0	0	0	0	0	0	0	0	0	0	0	0	L	37-48
2020 TOTALS			1-1	9	6	3	0.0	0.0	0	0	0	0	0	0	0	0	0	0	0	0	0	0	0	0	0	0-1	



20

CAMERON SUTTON

CORNERBACK

HEIGHT: 5-11

BIRTHPLACE Jonesboro, GA

WEIGHT: 188

HOW ACQUIRED: D3a '17

COLLEGE: Tennessee

NFL EXPERIENCE: 5th year

BORN: Feb. 27, 1995 (26)

REGULAR SEASON COMPARISON: DEFENSIVE - CLEVELAND BROWNS

DATE	OPP	W/L/T	GP/GS	TACKLES			ASST	SACK	YDS.	INT	TFL	PD	QBH	TD	MISC		
				TOT	SOLO										FF	FR	
9/9/18	PIT @ CLV	T	P	2	2	0	0	0.0	0.0	1	0	2	0	0	0	0	0
11/14/19	PIT @ CLV	L	P	1	1	0	0	0.0	0.0	0	0	0	0	0	0	0	0
12/1/19	PIT vs. CLV	W	P	1	1	0	0	1.0	1.0	0	1	0	1	0	0	0	0
10/18/20	PIT vs. CLV	W	P	2	2	0	0	1.0	0.0	1	0	1	0	0	0	0	0
1/3/21	PIT @ CLV	L	S	2	2	0	0	0.0	0.0	0	0	0	0	0	0	0	0
10/31/21	PIT @ CLV	W	S	3	3	0	0	0.0	0.0	0	1	0	0	0	0	0	0
TOTALS		3/2/1	6/2	11	11	0	2.0	1.0	2	2	3	1	0	0	0	0	0

POSTSEASON COMPARISON: DEFENSIVE - CLEVELAND BROWNS

DATE	OPP	W/L	GP/GS	TACKLES			ASST	SACK	YDS.	INT	TFL	PD	QBH	TD	MISC		
				TOT	SOLO										FF	FR	
1/10/21	PIT vs. CLV	L	S	2	2	0	0	0.0	0.0	0	0	1	0	0	0	0	0
TOTALS		0/1	1/1	2	2	0	0	0.0	0.0	0	0	1	0	0	0	0	0

CAMERON SUTTON'S NFL REGULAR SEASON DEFENSIVE STATISTICS

DATE	TEAM	GP	GS	TK	S	TACKLES					YDS	QBH	INTERCEPTIONS				O. FUMB				ST			MISC		
						A	TFL	YDS	SK	YDS			NO	YDS	LG	TD	PD	FF	FR	TD	YDS	TK	S	A	FF	FR
2017	Steelers	5	1	5	4	1	0	0	0.0	0.0	0	0	0	0	0	1	0	0	0	0	0	0	0	0	0	
2018	Steelers	15	1	19	18	1	0	0	0.0	0.0	2	1	0	0	0	3	0	0	0	3	2	1	1	0	0	0
2019	Steelers	16	0	16	13	3	2	2	1.0	1.0	1	1	26	26	0	5	0	0	0	0	0	0	0	0	0	
2020	Steelers	16	6	29	26	3	1	4	1.0	0.0	0	1	0	0	0	8	3	1	0	0	0	0	0	0	0	
2021	Steelers	14	14	45	38	7	4	13	0.0	0.0	0	1	4	4	0	5	1	0	0	0	0	0	0	0	0	
NFL TOTALS		66	22	114	99	15	7	19	2.0	1.0	3	4	30	26	0	22	4	1	0	0	4	3	1	1	0	0

CAMERON SUTTON'S NFL POSTSEASON DEFENSIVE STATISTICS

		TACKLES										INTERCEPTIONS				O. FUMB				ST				MISC				
DATE	TEAM	GP	GS	TK	S	A	TFL	YDS	SK	YDS	QBH	NO	YDS	LG	TD	PD	FF	FR	TD	YDS	TK	S	A	FF	FR	TD	S	A
2017	Steelers	1	0	0	0	0	0	0	0.0	0.0	0	0	0	0	0	0	0	0	0	0	0	0	0	0	0	0	0	0
2020	Steelers	1	1	2	2	0	0	0	0.0	0.0	0	0	0	0	0	1	0	0	0	0	0	0	0	0	0	0	0	0
NFL TOTALS		2	1	2	2	0	0	0	0.0	0.0	0	0	0	0	0	1	0	0	0	0	0	0	0	0	0	0	0	0

SINGLE-GAME HIGHS: DEFENSIVE

Total Tackles	10 at Los Angeles Chargers, Nov 21, 2021 5 at Buffalo Bills, Sep 12, 2021 ...1 more at 5.	Tackles For Loss	2 at Buffalo Bills, Sep 12, 2021 1 at Los Angeles Chargers, Nov 21, 2021 ...4 more at 1.
Sacks	1.0 vs. Cleveland Browns, Oct 18, 2020 1.0 vs. Cleveland Browns, Dec 01, 2019 3 at Los Angeles Chargers, Oct 13, 2019	Interceptions	1 at Los Angeles Chargers, Nov 21, 2021 1 vs. Cleveland Browns, Oct 18, 2020 ...2 more at 1.
Passes Defensed	2 at Buffalo Bills, Sep 12, 2021 ...3 more at 2.	Interception Return Yards	26 at Los Angeles Chargers, Oct 13, 2019 4 at Los Angeles Chargers, Nov 21, 2021
Forced Fumbles	1 vs. Tennessee Titans, Dec 19, 2021 1 vs. Cincinnati Bengals, Nov 15, 2020 ...2 more at 1.	Special Teams Tackles	1 at Dallas Cowboys, Nov 08, 2020 1 vs. Cincinnati Bengals, Dec 30, 2018 ...2 more at 1.
Fumble Recoveries	1 at Buffalo Bills, Dec 13, 2020	Special Teams Forced Fumbles	1 vs. Kansas City Chiefs, Sep 16, 2018

SINGLE-GAME HIGHS - POSTSEASON: DEFENSIVE

Total Tackles	2 vs. Cleveland Browns, Jan 10, 2021	Passes Defensed	1 vs. Cleveland Browns, Jan 10, 2021
---------------	--------------------------------------	-----------------	--------------------------------------

2021 GAME-BY-GAME REGULAR-SEASON STATISTICS (STEELERS)

DATE	OPPONENT	P/S	TACKLES							INTERCEPTIONS					O. FUMB			ST			MISC		W/L	SCORE				
			TK	S	A	SK	YDS	TFL	YDS	QBH	NO	YDS	LG	TD	PD	FF	FR	TD	YDS	TK	S	A			FF	FR	S	A
09/12	at Bills	S	5	5	0	0.0	0.0	2	9	0	0	0	0	0	2	0	0	0	0	0	0	0	0	0	0	W	23-16	
09/19	Raiders	S	3	2	1	0.0	0.0	0	0	0	0	0	0	0	0	0	0	0	0	0	0	0	0	0	0	L	17-26	
09/26	Bengals	S	2	2	0	0.0	0.0	0	0	0	0	0	0	0	0	0	0	0	0	0	0	0	0	0	0	L	10-24	
10/03	at Packers	S	1	1	0	0.0	0.0	0	0	0	0	0	0	0	1	0	0	0	0	0	0	0	0	0	0	L	17-27	
10/10	Broncos		ON INACTIVE LIST																								W	27-19
10/17	Seahawks	S	3	2	1	0.0	0.0	0	0	0	0	0	0	0	0	0	0	0	0	0	0	0	0	0	0	W	23-20+	
10/31	at Browns	S	3	3	0	0.0	0.0	1	2	0	0	0	0	0	0	0	0	0	0	0	0	0	0	0	0	W	15-10	
11/08	Bears	S	3	3	0	0.0	0.0	0	0	0	0	0	0	0	0	0	0	0	0	0	0	0	0	0	0	W	29-27	
11/14	Lions	S	0	0	0	0.0	0.0	0	0	0	0	0	0	0	0	0	0	0	0	0	0	0	0	0	0	T	16-16	
11/21	at Chargers	S	10	7	3	0.0	0.0	1	2	0	1	4	4	0	1	0	0	0	0	0	0	0	0	0	0	L	37-41	
11/28	at Bengals	S	4	3	1	0.0	0.0	0	0	0	0	0	0	0	0	0	0	0	0	0	0	0	0	0	0	L	10-41	
12/05	Ravens	S	4	4	0	0.0	0.0	0	0	0	0	0	0	0	0	0	0	0	0	0	0	0	0	0	0	W	20-19	
12/09	at Vikings	S	4	4	0	0.0	0.0	0	0	0	0	0	0	0	1	0	0	0	0	0	0	0	0	0	0	L	28-36	
12/19	Titans	S	3	2	1	0.0	0.0	0	0	0	0	0	0	0	0	1	0	0	0	0	0	0	0	0	0	W	19-13	
12/26	at Chiefs	S	0	0	0	0.0	0.0	0	0	0	0	0	0	0	0	0	0	0	0	0	0	0	0	0	0	L	10-36	
2021 TOTALS			14-14	45	38	7	0.0	0.0	4	13	0	1	4	4	0	5	1	0	0	0	0	0	0	0	0	0	7-7-1	

+ - Overtime

2020 GAME-BY-GAME POSTSEASON STATISTICS (STEELERS)

DATE	OPPONENT	P/S	TACKLES							INTERCEPTIONS					O. FUMB			ST				MISC		W/L	SCORE		
			TK	S	A	SK	YDS	TFL	YDS	QBH	NO	YDS	LG	TD	PD	FF	FR	TD	YDS	TK	S	A	FF			FR	S
01/10	Browns	S	2	2	0	0.0	0.0	0	0	0	0	0	0	1	0	0	0	0	0	0	0	0	0	0	0	L	37-48
2020 TOTALS			1-1	2	2	0	0.0	0.0	0	0	0	0	0	1	0	0	0	0	0	0	0	0	0	0	0	0-1	

2017 GAME-BY-GAME POSTSEASON STATISTICS (STEELERS)

DATE	OPPONENT	P/S	TACKLES							INTERCEPTIONS					O. FUMB			ST				MISC		W/L	SCORE	
			TK	S	A	SK	YDS	TFL	YDS	QBH	NO	YDS	LG	TD	PD	FF	FR	TD	YDS	TK	S	A	FF			FR
01/14	Jaguars	P	0	0	0	0.0	0.0	0	0	0	0	0	0	0	0	0	0	0	0	0	0	0	0	0	L	42-45
2017 TOTALS			1-0	0	0	0.0	0.0	0	0	0	0	0	0	0	0	0	0	0	0	0	0	0	0	0	0-1	



TRAI TURNER

GUARD

HEIGHT: 6-3 BIRTHPLACE: New Orleans, LA  
WEIGHT: 315 HOW ACQUIRED: FA '21  
COLLEGE: Louisiana State NFL EXPERIENCE: 8th year  
BORN: Jun. 14, 1993 (28)



TRAI TURNER'S NFL REGULAR SEASON STATISTICS

DATE	TEAM	GP	GS
2014	Panthers	13	9
2015	Panthers	16	16
2016	Panthers	16	16
2017	Panthers	13	13
2018	Panthers	13	13
2019	Panthers	13	13
2020	Chargers	9	9
2021	Steelers	15	15
NFL TOTALS		108	104

TRAI TURNER'S NFL POSTSEASON STATISTICS

DATE	TEAM	GP	GS
2014	Panthers	2	2
2015	Panthers	3	3
2017	Panthers	1	1
NFL TOTALS		6	6

2021 GAME-BY-GAME REGULAR-SEASON STATISTICS (STEELERS)

DATE	OPPONENT	P/S	W/L/T	SCORE
09/12	at Bills	S	W	23-16
09/19	Raiders	S	L	17-26
09/26	Bengals	S	L	10-24
10/03	at Packers	S	L	17-27
10/10	Broncos	S	W	27-19
10/17	Seahawks	S	W	23-20+
10/31	at Browns	S	W	15-10
11/08	Bears	S	W	29-27
11/14	Lions	S	T	16-16
11/21	at Chargers	S	L	37-41
11/28	at Bengals	S	L	10-41
12/05	Ravens	S	W	20-19
12/09	at Vikings	S	L	28-36
12/19	Titans	S	W	19-13
12/26	at Chiefs	S	L	10-36
2021 TOTALS		15-15	7-7-1	

+ - Overtime

2017 GAME-BY-GAME POSTSEASON STATISTICS (PANTHERS)

DATE	OPPONENT	P/S	W/L	SCORE
01/07	at Saints	S	L	26-31
2017 TOTALS		1-1	0-1	

2015 GAME-BY-GAME POSTSEASON STATISTICS (PANTHERS)

DATE	OPPONENT	P/S	W/L	SCORE
01/17	Seahawks	S	W	31-24
01/24	Cardinals	S	W	49-15
02/07	at Broncos	S	L	10-24
2015 TOTALS		3-3	2-1	

2014 GAME-BY-GAME POSTSEASON STATISTICS (PANTHERS)

DATE	OPPONENT	P/S	W/L	SCORE
01/03	Cardinals	S	W	27-16
01/10	at Seahawks	S	L	17-31
2014 TOTALS		2-2	1-1	



48

DERREK TUSZKA

OUTSIDE LINEBACKER  
(TUS-skuh)  
HEIGHT: 6-5 BIRTHPLACE: Warner, S.D.  
WEIGHT: 246 HOW ACQUIRED: D7b '20  
COLLEGE: North Dakota State NFL EXPERIENCE: 2nd year  
BORN: Jul. 11, 1996 (25)

REGULAR SEASON COMPARISON: DEFENSIVE - CLEVELAND BROWNS

DATE	OPP	W/L	GP/GS	TACKLES				ASST	SACK	YDS.	INT	TFL	PD	QBH	TD	MISC	
				TOT	SOLO	1	2									FF	FR
10/31/21	PIT @ CLV	W	P			1	1	0	0.0	0.0	0	0	0	0	0	0	0
TOTALS		1/0	1/0	1	1			0	0.0	0.0	0	0	0	0	0	0	0

DERREK TUSZKA'S NFL REGULAR SEASON DEFENSIVE STATISTICS

TACKLES														INTERCEPTIONS				O. FUMB				ST				MISC	
DATE	TEAM	GP	GS	TK	S	A	TFL	YDS	SK	YDS	QBH	NO	YDS	LG	TD	PD	FF	FR	TD	YDS	TK	S	A	FF	FR	S	A
2020	Broncos	9	0	2	1	1	1	15	0.0	0.0	0	0	0	0	0	0	0	0	0	0	4	3	1	0	0	0	0
2021	Steelers	13	0	13	5	8	0	0	1.0	8.0	1	0	0	0	0	0	1	0	0	0	2	2	0	0	0	0	0
NFL TOTALS		22	0	15	6	9	1	15	1.0	8.0	1	0	0	0	0	0	1	0	0	0	6	5	1	0	0	0	0


SINGLE-GAME HIGHS: DEFENSIVE

Total Tackles	3 vs. Tennessee Titans, Dec 19, 2021	Tackles For Loss	1 at New England Patriots, Oct 18, 2020
	2 at Minnesota Vikings, Dec 09, 2021	Special Teams Tackles	1 vs. Buffalo Bills, Dec 19, 2020
	...3 more at 2.		1 at Carolina Panthers, Dec 13, 2020
Sacks	1.0 vs. Tennessee Titans, Dec 19, 2021		...2 more at 1.
Forced Fumbles	1 vs. Tennessee Titans, Dec 19, 2021		

2021 GAME-BY-GAME REGULAR-SEASON STATISTICS (STEELERS)

DATE	OPPONENT	P/S	TACKLES								INTERCEPTIONS				O. FUMB				ST				MISC		W/L	SCORE	
			TK	S	A	SK	YDS	TFL	YDS	QBH	NO	YDS	LG	TD	PD	FF	FR	TD	YDS	TK	S	A	FF	FR			S
09/12	at Bills										PRACTICE SQUAD														W	23-16	
09/19	Raiders										PRACTICE SQUAD														L	17-26	
09/26	Bengals										PRACTICE SQUAD														L	10-24	
10/03	at Packers	P	0	0	0	0.0	0.0	0	0	0	0	0	0	0	0	0	0	0	0	0	0	0	0	0	0	L	17-27
10/10	Broncos	P	0	0	0	0.0	0.0	0	0	0	0	0	0	0	0	0	0	0	1	1	0	0	0	0	0	W	27-19
10/17	Seahawks	P	0	0	0	0.0	0.0	0	0	0	0	0	0	0	0	0	0	0	0	0	0	0	0	0	0	W	23-20+
10/31	at Browns	P	1	1	0	0.0	0.0	0	0	0	0	0	0	0	0	0	0	0	0	0	0	0	0	0	0	W	15-10
11/08	Bears	P	0	0	0	0.0	0.0	0	0	0	0	0	0	0	0	0	0	0	0	0	0	0	0	0	0	W	29-27
11/14	Lions	P	0	0	0	0.0	0.0	0	0	0	0	0	0	0	0	0	0	0	0	0	0	0	0	0	0	T	16-16
11/21	at Chargers	P	1	1	0	0.0	0.0	0	0	0	0	0	0	0	0	0	0	0	0	0	0	0	0	0	0	L	37-41
11/28	at Bengals	P	2	0	2	0.0	0.0	0	0	1	0	0	0	0	0	0	0	0	0	0	0	0	0	0	0	L	10-41
12/05	Ravens	P	2	1	1	0.0	0.0	0	0	0	0	0	0	0	0	0	0	0	0	0	0	0	0	0	0	W	20-19
12/09	at Vikings	P	2	0	2	0.0	0.0	0	0	0	0	0	0	0	0	0	0	0	0	0	0	0	0	0	0	L	28-36
12/19	Titans	P	3	1	2	1.0	8.0	0	0	0	0	0	0	0	0	1	0	0	0	0	0	0	0	0	0	W	19-13
12/26	at Chiefs	P	0	0	0	0.0	0.0	0	0	0	0	0	0	0	0	0	0	0	1	1	0	0	0	0	0	L	10-36
2021 TOTALS		12-0	11	4	7	1.0	8.0	0	0	1	0	0	0	0	0	1	0	0	0	2	2	0	0	0	0	7-7-1	
+ - Overtime																											





10

CORLISS WAITMAN

PUNTER

HEIGHT: 6-2

WEIGHT: 210

COLLEGE: South Alabama

BORN: Dec. 31, 1969 (51)

HOW ACQUIRED: UDFA '20

NFL EXPERIENCE: R

SINGLE-GAME HIGHS: PUNTER

Punts	2 at Kansas City Chiefs, Dec 26, 2021	Net Punting Yards	83 at Kansas City Chiefs, Dec 26, 2021
Gross Punting Yards	121 at Kansas City Chiefs, Dec 26, 2021	Net Punting Avg	41.5 at Kansas City Chiefs, Dec 26, 2021
Gross Punting Avg	60.5 at Kansas City Chiefs, Dec 26, 2021	Longest Punts	63 at Kansas City Chiefs, Dec 26, 2021

2020 GAME-BY-GAME REGULAR-SEASON STATISTICS (STEELERS)

DATE	OPPONENT	NO.	YDS.	AVG.	OPP. RET.	YDS.	NET YDS.	AVG	TB	IN20	LG	BK	W/L	SCORE
09/14	at Giants					PRACTICE SQUAD							W	26-16
09/27	Texans					PRACTICE SQUAD							W	28-21
10/11	Eagles					PRACTICE SQUAD							W	38-29
10/18	Browns					PRACTICE SQUAD							W	38-7
10/25	at Titans					PRACTICE SQUAD							W	27-24
11/01	at Ravens					PRACTICE SQUAD							W	28-24
11/08	at Cowboys					PRACTICE SQUAD							W	24-19
11/15	Bengals					PRACTICE SQUAD							W	36-10
11/22	at Jaguars					PRACTICE SQUAD							W	27-3
12/02	Ravens					PRACTICE SQUAD							W	19-14
12/07	Washington					PRACTICE SQUAD							L	17-23
12/13	at Bills					PRACTICE SQUAD							L	15-26
12/21	at Bengals					PRACTICE SQUAD							L	17-27
12/27	Colts					PRACTICE SQUAD							W	28-24
01/03	at Browns					PRACTICE SQUAD							L	22-24
2020 TOTALS		0	0	0	0.0	0	0	0.0	0	0	0	0	11-4	

2020 GAME-BY-GAME POSTSEASON STATISTICS (STEELERS)

DATE	OPPONENT	NO.	YDS.	AVG.	OPP. RET.	YDS.	NET YDS.	AVG	TB	IN20	LG	BK	W/L	SCORE
01/10	Browns					PRACTICE SQUAD							L	37-48
2020 TOTALS		0	0	0	0.0	0	0	0.0	0	0	0	0	0-1	



JAMES WASHINGTON

WIDE RECEIVER

HEIGHT: 5-11      BIRTHPLACE: Stamford, TX  
WEIGHT: 213      HOW ACQUIRED: D2 '18  
COLLEGE: Oklahoma State      NFL EXPERIENCE: 4th year  
BORN: Apr. 2, 1996 (25)

REGULAR SEASON COMPARISON: RECEIVING - CLEVELAND BROWNS

DATE	OPP	W/L	GP/GS	REC	YDS.	AVG.	TD	LG	TGTS	YAC
11/14/19	PIT @ CLV	L	P	3	49	16.3	0	22	5	7
12/1/19	PIT vs. CLV	W	S	4	111	27.8	1	44	4	11
10/18/20	PIT vs. CLV	W	S	4	68	17.0	1	28t	7	15
1/3/21	PIT @ CLV	L	S	0	0	0	0	0	2	0
10/31/21	PIT @ CLV	W	P	1	4	4.0	0	4	1	4
TOTALS		3/2	5/3	12	232	19.3	2	44	19	37

POSTSEASON COMPARISON: RECEIVING - CLEVELAND BROWNS

DATE	OPP	W/L	GP/GS	REC	YDS.	AVG.	TD	LG	TGTS	YAC
1/10/21	PIT vs. CLV	L	P	5	72	14.4	0	27	6	22
TOTALS		0/1	1/0	5	72	14.4	0	27	6	22

JAMES WASHINGTON'S NFL REGULAR SEASON RUSHING/RECEIVING STATISTICS

DATE	TEAM	GP	GS	RECEIVING					RUSHING				
				NO.	YDS.	AVG.	LG	TD	NO.	YDS.	AVG.	LG	TD
2018	Steelers	14	6	16	217	13.6	47	1	0	0	0.0	0	0
2019	Steelers	15	10	44	735	16.7	79t	3	0	0	0.0	0	0
2020	Steelers	16	7	30	392	13.1	50t	5	0	0	0.0	0	0
2021	Steelers	14	2	24	285	11.9	42	2	2	13	6.5	12	0
NFL TOTALS		59	25	114	1,629	14.3	79T	11	2	13	6.5	12	0

JAMES WASHINGTON'S NFL POSTSEASON RUSHING/RECEIVING STATISTICS

DATE	TEAM	GP	GS	RECEIVING					RUSHING				
				NO.	YDS.	AVG.	LG	TD	NO.	YDS.	AVG.	LG	TD
2020	Steelers	1	0	5	72	14.4	27	0	0	0	0.0	0	0
NFL TOTALS		1	0	5	72	14.4	27	0	0	0	0.0	0	0

JAMES WASHINGTON'S NFL REGULAR SEASON RETURN STATISTICS

KICKOFF RETURNS						PUNT RETURNS						
DATE	TEAM	RET.	YDS.	AVG.	LG	TD	NO.	FC	YDS.	AVG.	LG	TD
2018	Steelers	0	0	0.0	0	0	0	0	0	0.0	0	0
2019	Steelers	0	0	0.0	0	0	0	0	0	0.0	0	0
2020	Steelers	0	0	0.0	0	0	0	0	0	0.0	0	0
2021	Steelers	0	0	0.0	0	0	0	0	0	0.0	0	0
NFL TOTALS		0	0	0.0	0	0	0	0	0	0.0	0	0

JAMES WASHINGTON'S NFL POSTSEASON RETURN STATISTICS

KICKOFF RETURNS							PUNT RETURNS					
DATE	TEAM	RET.	YDS.	AVG.	LG	TD	NO.	FC	YDS.	AVG.	LG	TD
2020	Steelers	0	0	0.0	0	0	0	0	0	0.0	0	0
NFL TOTALS		0	0	0.0	0	0	0	0	0	0.0	0	0

SINGLE-GAME HIGHS: RUSHING/RECEIVING

Rush Attempts	2 vs. Chicago Bears, Nov 08, 2021
Rushing Yards	13 vs. Chicago Bears, Nov 08, 2021
Longest Runs	12 vs. Chicago Bears, Nov 08, 2021
	1 vs. Chicago Bears, Nov 08, 2021
Receptions	6 vs. Los Angeles Rams, Nov 10, 2019
	5 vs. Houston Texans, Sep 27, 2020
	...2 more at 5.
Receiving Yards	111 vs. Cleveland Browns, Dec 01, 2019
	98 at Cincinnati Bengals, Nov 24, 2019
Longest Receptions	79t at Cincinnati Bengals, Nov 24, 2019
	50t vs. Washington Football Team, Dec 07, 2020

Receiving TDs	1 at Minnesota Vikings, Dec 09, 2021
	1 vs. Detroit Lions, Nov 14, 2021
	...9 more at 1.
All-Purpose Yards	111 vs. Cleveland Browns, Dec 01, 2019
	98 at Cincinnati Bengals, Nov 24, 2019
Special Teams Tackles	1 at Baltimore Ravens, Nov 04, 2018
Miscellaneous Tackles	1 at Buffalo Bills, Dec 13, 2020
	1 vs. Buffalo Bills, Dec 15, 2019
	...1 more at 1.
Most TDs	1 at Minnesota Vikings, Dec 09, 2021
	1 vs. Detroit Lions, Nov 14, 2021
	...9 more at 1.
Receiving Average	32.7 at Cincinnati Bengals, Nov 24, 2019
	27.8 vs. Cleveland Browns, Dec 01, 2019

SINGLE-GAME HIGHS - POSTSEASON: RECEIVING

Receptions	5 vs. Cleveland Browns, Jan 10, 2021
Receiving Yards	72 vs. Cleveland Browns, Jan 10, 2021

Longest Receptions	27 vs. Cleveland Browns, Jan 10, 2021
	17 vs. Cleveland Browns, Jan 10, 2021
	14 vs. Cleveland Browns, Jan 10, 2021
	10 vs. Cleveland Browns, Jan 10, 2021
	4 vs. Cleveland Browns, Jan 10, 2021
All-Purpose Yards	72 vs. Cleveland Browns, Jan 10, 2021

100-YARD RECEIVING GAMES (1): REGULAR SEASON

DATE	TEAM	NO.	YDS.	AVG.	LG	TD
12/01/19	BROWNS	4	111	27.8	44	1

2021 GAME-BY-GAME REGULAR-SEASON STATISTICS (STEELERS)

DATE	OPPONENT	P/S	RECEIVING					RUSHING					W/L/T	SCORE
			NO.	YDS.	AVG.	LG	TD	NO.	YDS.	AVG.	LG	TD		
09/12	at Bills	P	2	10	5.0	9	0	0	0	0.0	0	0	W	23-16
09/19	Raiders	P	0	0	0.0	0	0	0	0	0.0	0	0	L	17-26
09/26	Bengals	S	3	20	6.7	8	0	0	0	0.0	0	0	L	10-24
10/03	at Packers	P	4	69	17.3	30	0	0	0	0.0	0	0	L	17-27
10/10	Broncos		ON INACTIVE LIST											
10/17	Seahawks	P	1	9	9.0	9	0	0	0	0.0	0	0	W	23-20+
10/31	at Browns	P	1	4	4.0	4	0	0	0	0.0	0	0	W	15-10
11/08	Bears	P	1	42	42.0	42	0	2	13	6.5	12	0	W	29-27
11/14	Lions	S	2	15	7.5	9t	1	0	0	0.0	0	0	T	16-16
11/21	at Chargers	P	2	12	6.0	7	0	0	0	0.0	0	0	L	37-41
11/28	at Bengals	P	1	3	3.0	3	0	0	0	0.0	0	0	L	10-41
12/05	Ravens	P	0	0	0.0	0	0	0	0	0.0	0	0	W	20-19
12/09	at Vikings	P	4	65	16.3	30t	1	0	0	0.0	0	0	L	28-36
12/19	Titans	P	3	36	12.0	19	0	0	0	0.0	0	0	W	19-13
12/26	at Chiefs	P	0	0	0.0	0	0	0	0	0.0	0	0	L	10-36
2021 TOTALS		14-2	24	285	11.9	42	2	2	13	6.5	12	0	7-7-1	
+ - Overtime														

2020 GAME-BY-GAME POSTSEASON STATISTICS (STEELERS)

DATE	OPPONENT	P/S	RECEIVING					RUSHING					W/L	SCORE
			NO.	YDS.	AVG.	LG	TD	NO.	YDS.	AVG.	LG	TD		
01/10	Browns	P	5	72	14.4	27	0	0	0	0.0	0	0	L	37-48
2020 TOTALS		1-0	5	72	14.4	27	0	0	0	0.0	0	0	0-1	



44

DEREK WATT

FULLBACK

HEIGHT: 6-2 BIRTHPLACE Pewaukee, WI  
WEIGHT: 234 HOW ACQUIRED: UFA '20  
COLLEGE: Wisconsin NFL EXPERIENCE: 6th year  
BORN: Nov. 7, 1992 (29)

REGULAR SEASON COMPARISON: RECEIVING - CLEVELAND BROWNS

DATE	OPP	W/L	GP/GS	REC	YDS.	AVG.	TD	LG	TGTS	YAC
12/24/16	SD @ CLV	L	P	1	16	16.0	0	16	1	10
TOTALS		0/1	1/0	1	16	16.0	0	16	1	10

DEREK WATT'S NFL REGULAR SEASON RUSHING/RECEIVING STATISTICS

DATE	TEAM	GP	GS	RUSHING					RECEIVING				
				NO.	YDS.	AVG.	LG	TD	NO.	YDS.	AVG.	LG	TD
2016	Chargers	16	2	2	4	2.0	2	0	4	83	20.8	53	0
2017	Chargers	16	4	6	24	4.0	17	0	2	35	17.5	23	0
2018	Chargers	16	5	4	11	2.8	8	1	1	2	2.0	2	0
2019	Chargers	16	2	7	10	1.4	3	1	3	32	10.7	21	0
2020	Steelers	12	0	0	0	0.0	0	0	0	0	0.0	0	0
2021	Steelers	15	3	0	0	0.0	0	0	3	15	5.0	9	0
NFL TOTALS		91	16	19	49	2.6	17	1	13	167	12.8	53	0

DEREK WATT'S NFL POSTSEASON RUSHING/RECEIVING STATISTICS

DATE	TEAM	GP	GS	RUSHING					RECEIVING				
				NO.	YDS.	AVG.	LG	TD	NO.	YDS.	AVG.	LG	TD
2018	Chargers	2	0	0	0	0.0	0	0	1	1	1.0	1	0
2020	Steelers	1	0	2	2	1.0	2	0	0	0	0.0	0	0
NFL TOTALS		3	0	2	2	1.0	2	0	1	1	1.0	1	0

DEREK WATT'S NFL REGULAR SEASON RETURN STATISTICS

KICKOFF RETURNS							PUNT RETURNS						
DATE	TEAM	RET.	YDS.	AVG.	LG	TD	NO.	FC	YDS.	AVG.	LG	TD	
2016	Chargers	0	0	0.0	0	0	0	0	0	0.0	0	0	
2017	Chargers	0	0	0.0	0	0	0	0	0	0.0	0	0	
2018	Chargers	0	0	0.0	0	0	0	0	0	0.0	0	0	
2019	Chargers	0	0	0.0	0	0	0	0	0	0.0	0	0	
2020	Steelers	0	0	0.0	0	0	0	0	0	0.0	0	0	
2021	Steelers	0	0	0.0	0	0	0	0	0	0.0	0	0	
NFL TOTALS		0	0	0.0	0	0	0	0	0	0.0	0	0	

DEREK WATT'S NFL POSTSEASON RETURN STATISTICS

KICKOFF RETURNS							PUNT RETURNS						
DATE	TEAM	RET.	YDS.	AVG.	LG	TD	NO.	FC	YDS.	AVG.	LG	TD	
2018	Chargers	0	0	0.0	0	0	0	0	0	0.0	0	0	
2020	Steelers	0	0	0.0	0	0	0	0	0	0.0	0	0	
NFL TOTALS		0	0	0.0	0	0	0	0	0	0.0	0	0	

SINGLE-GAME HIGHS: RUSHING/RECEIVING

- Rush Attempts2 at Jacksonville Jaguars, Dec 08, 2019  
2 vs. Indianapolis Colts, Sep 08, 2019  
...2 more at 2.
- Rushing Yards17 vs. Buffalo Bills, Nov 19, 2017  
8 at Denver Broncos, Dec 30, 2018
- Longest Runs17 vs. Buffalo Bills, Nov 19, 2017  
8 at Denver Broncos, Dec 30, 2018
- Rushing TDs1 at Jacksonville Jaguars, Dec 08, 2019
- Receptions1 vs. Denver Broncos, Oct 06, 2019  
1 at Miami Dolphins, Sep 29, 2019  
...8 more at 1.
- Receiving Yards53 at Denver Broncos, Oct 30, 2016  
23 at New York Jets, Dec 24, 2017

- Longest Receptions53 at Denver Broncos, Oct 30, 2016  
23 at New York Jets, Dec 24, 2017
- All-Purpose Yards53 at Denver Broncos, Oct 30, 2016  
26 at New York Jets, Dec 24, 2017
- Special Teams Tackles5 at Oakland Raiders, Nov 07, 2019  
2 vs. Seattle Seahawks, Oct 17, 2021  
...4 more at 2.
- Miscellaneous Tackles1 at Oakland Raiders, Oct 09, 2016
- Most TDs1 at Jacksonville Jaguars, Dec 08, 2019

SINGLE-GAME HIGHS - POSTSEASON: RUSHING/RECEIVING

Rush Attempts	2 vs. Cleveland Browns, Jan 10, 2021	Receiving Yards	1 at Baltimore Ravens, Jan 06, 2019
Rushing Yards	2 vs. Cleveland Browns, Jan 10, 2021	Longest Receptions	1 at Baltimore Ravens, Jan 06, 2019
Longest Runs	2 vs. Cleveland Browns, Jan 10, 2021	All-Purpose Yards	2 vs. Cleveland Browns, Jan 10, 2021
Receptions	1 at Baltimore Ravens, Jan 06, 2019		1 at Baltimore Ravens, Jan 06, 2019
		Special Teams Tackles	1 vs. Cleveland Browns, Jan 10, 2021

2021 GAME-BY-GAME REGULAR-SEASON STATISTICS (STEELERS)

DATE	OPPONENT	P/S	RUSHING					RECEIVING					W/L/T	SCORE
			NO.	YDS.	AVG.	LG	TD	NO.	YDS.	AVG.	LG	TD		
09/12	at Bills	P	0	0	0.0	0	0	0	0	0.0	0	0	W	23-16
09/19	Raiders	P	0	0	0.0	0	0	0	0	0.0	0	0	L	17-26
09/26	Bengals	P	0	0	0.0	0	0	1	3	3.0	3	0	L	10-24
10/03	at Packers	P	0	0	0.0	0	0	0	0	0.0	0	0	L	17-27
10/10	Broncos	P	0	0	0.0	0	0	0	0	0.0	0	0	W	27-19
10/17	Seahawks	S	0	0	0.0	0	0	0	0	0.0	0	0	W	23-20+
10/31	at Browns	P	0	0	0.0	0	0	0	0	0.0	0	0	W	15-10
11/08	Bears	S	0	0	0.0	0	0	1	3	3.0	3	0	W	29-27
11/14	Lions	P	0	0	0.0	0	0	1	9	9.0	9	0	T	16-16
11/21	at Chargers	P	0	0	0.0	0	0	0	0	0.0	0	0	L	37-41
11/28	at Bengals	P	0	0	0.0	0	0	0	0	0.0	0	0	L	10-41
12/05	Ravens	S	0	0	0.0	0	0	0	0	0.0	0	0	W	20-19
12/09	at Vikings	P	0	0	0.0	0	0	0	0	0.0	0	0	L	28-36
12/19	Titans	P	0	0	0.0	0	0	0	0	0.0	0	0	W	19-13
12/26	at Chiefs	P	0	0	0.0	0	0	0	0	0.0	0	0	L	10-36
2021 TOTALS		15-3	0	0	0.0	0	0	3	15	5.0	9	0	7-7-1	

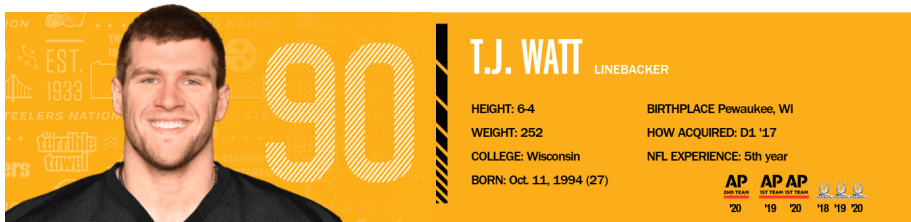
+ - Overtime

2020 GAME-BY-GAME POSTSEASON STATISTICS (STEELERS)

DATE	OPPONENT	P/S	RUSHING					RECEIVING					W/L	SCORE
			NO.	YDS.	AVG.	LG	TD	NO.	YDS.	AVG.	LG	TD		
01/10	Browns	P	2	2	1.0	2	0	0	0	0.0	0	0	L	37-48
2020 TOTALS		1-0	2	2	1.0	2	0	0	0	0.0	0	0	0-1	

2018 GAME-BY-GAME POSTSEASON STATISTICS (CHARGERS)

DATE	OPPONENT	P/S	RUSHING					RECEIVING					W/L	SCORE
			NO.	YDS.	AVG.	LG	TD	NO.	YDS.	AVG.	LG	TD		
01/06	at Ravens	P	0	0	0.0	0	0	1	1	1.0	1	0	W	23-17
01/13	at Patriots	P	0	0	0.0	0	0	0	0	0.0	0	0	L	28-41
2018 TOTALS		2-0	0	0	0.0	0	0	1	1	1.0	1	0	1-1	



### REGULAR SEASON COMPARISON: DEFENSIVE - CLEVELAND BROWNS

DATE	OPP	W/L/T	GP/GS	TACKLES							MISC				
				TOT	SOLO	ASST	SACK	YDS.	INT	TFL	PD	QBH	TD	FF	FR
9/10/17	PIT @ CLV	W	S	6	5	1	2.0	11.0	1	2	1	2	0	0	0
12/31/17	PIT vs. CLV	W	S	8	6	2	1.0	1.0	0	2	0	3	0	0	0
9/9/18	PIT @ CLV	T	S	10	7	3	3.0	16.0	0	4	0	3	0	0	0
10/28/18	PIT vs. CLV	W	S	7	5	2	1.0	4.0	0	2	0	1	0	0	0
11/14/19	PIT @ CLV	L	S	4	2	2	1.0	4.0	0	1	1	2	0	0	0
12/1/19	PIT vs. CLV	W	S	2	1	1	6.0	0	0	1	1	3	0	0	0
10/18/20	PIT vs. CLV	W	S	3	2	1	0.0	0.0	0	1	0	1	0	0	0
10/31/21	PIT @ CLV	W	S	3	2	2	1.5	7.5	0	1	0	3	0	0	1
TOTALS		6/1/1	8/8	46	32	14	10.5	49.5	1	14	2	18	0	0	1

## POSTSEASON COMPARISON: DEFENSIVE - CLEVELAND BROWNS

DATE	OPP	W/L	GP/GS	TOT	TACKLES							MISC		
					SOLO	ASST	SACK	YDS.	INT	TFL	PD	QBH	TD	FF
1/10/21	PIT vs. CLV	L	S	3	2	1	0.0	0.0	0	1	1	0	0	0
TOTALS		0/1	1/1	3	2	1	0.0	0.0	0	1	1	0	0	0

### T.J. WATT'S NFL REGULAR SEASON DEFENSIVE STATISTICS

		T.O. YDS										INTER-PLG										O. RUMB										ST				MISC			
DATE	TEAM	GP	GS	TK	S	A	FL	YDS	SK	YDS	QBH	NO	YDS	LG	TD	PD	FF	FR	TD	YDS	TK	S	A	FF	FR	TD	YDS	TK	S	A									
2017	Steelers	15	15	52	39	13	10	42	70	36.0	13	1	17	17	0	7	1	0	0	0	2	1	1	0	0	0	0	0	0	0									
2018	Steelers	16	16	68	50	18	12	63	13.0	87.0	21	0	0	0	0	3	6	0	0	0	0	0	0	0	0	0	0	0	0	0									
2019	Steelers	16	16	55	35	20	14	56	14.5	104.0	36	2	7	7	0	8	8	4	0	0	0	0	0	0	0	0	0	0	0	0									
2020	Steelers	15	15	53	43	23	23	119	15.0	112.5	41	1	0	0	0	7	2	0	0	0	0	0	0	0	0	0	0	0	0	0									
2021	Steelers	13	13	54	40	14	17	72	17.5	83.5	31	0	0	0	0	4	4	3	0	0	0	0	0	0	0	0	0	0	0	0									
NFL TOTALS		75	75	282	207	76	352	67.0	423.0	142	4	24	17	0	29	21	7	0	0	2	1	1	0	0	0	0	0	0	0	0									

### T.J. WATT'S NFL POSTSEASON DEFENSIVE STATISTICS

[illegible]

#### SINGLE-GAME HIGHS: DEFENSIVE

Total Tackles	10 at Cleveland Browns, Sep 09, 2018	Tackles For Loss	4 at Cleveland Browns, Sep 09, 2018
	8 vs. Atlanta Falcons, Oct 07, 2018		3 vs. Baltimore Ravens, Dec 05, 2021
	...1 more at 8.		...8 more at 3.
Sacks	3.5 vs. Baltimore Ravens, Dec 05, 2021	Interceptions	1 at New York Giants, Sep 14, 2020
	3.0 vs. Chicago Bears, Nov 08, 2021		1 at Arizona Cardinals, Dec 08, 2019
	...2 more at 3.0.		...2 more at 1.
Passes Defensed	3 vs. Seattle Seahawks, Oct 17, 2021	Interception Return Yards	17 at Cleveland Browns, Sep 10, 2017
	3 at Dallas Cowboys, Nov 08, 2020		7 at San Francisco 49ers, Sep 22, 2019
Forced Fumbles	2 vs. Miami Dolphins, Oct 28, 2019	Special Teams Tackles	1 vs. Tennessee Titans, Nov 16, 2017
	2 vs. Cincinnati Bengals, Dec 30, 2018		1 at Cleveland Browns, Sep 10, 2017
	...1 more at 2.		
Fumble Recoveries	1 vs. Tennessee Titans, Dec 19, 2021		
	1 at Cleveland Browns, Oct 31, 2021		
	...5 more at 1.		

## SINGLE-GAME HIGHS - POSTSEASON: DEFENSIVE

Total Tackles	3 vs. Cleveland Browns, Jan 10, 2021	Tackles For Loss	1 vs. Cleveland Browns, Jan 10, 2021
	2 vs. Jacksonville Jaguars, Jan 14, 2018		
Passes Defensed	1 vs. Cleveland Browns, Jan 10, 2021		
	1 vs. Jacksonville Jaguars, Jan 14, 2018		

2021 GAME-BY-GAME REGULAR-SEASON STATISTICS (STEELERS)

DATE	OPPONENT	P/S	TACKLES								INTERCEPTIONS				O. FUMB				ST				MISC		W/L	SCORE							
			TK	S	A	SK	YDS	TFL	YDS	QBH	NO	YDS	LG	TD	PD	FF	FR	TD	YDS	TK	S	A	FF	FR			S	A					
09/12	at Bills	S	3	3	0	2.0	10.0	1	5	5	0	0	0	0	0	1	0	0	0	0	0	0	0	0	0	W	23-16						
09/19	Raiders	S	4	3	1	1.0	1.0	0	0	1	0	0	0	0	0	1	0	0	0	0	0	0	0	0	0	L	17-26						
09/26	Bengals										ON INACTIVE LIST																				L	10-24	
10/03	at Packers	S	4	3	1	2.0	6.0	2	6	2	0	0	0	0	0	0	1	0	0	0	0	0	0	0	0	0	L	17-27					
10/10	Broncos	S	3	3	0	0.0	0.0	0	1	4	2	0	0	0	0	0	0	0	0	0	0	0	0	0	0	0	W	27-19					
10/17	Seahawks	S	7	6	1	2.0	13.0	3	14	2	0	0	0	0	3	1	0	0	0	0	0	0	0	0	0	0	W	23-20+					
10/31	at Browns	S	6	4	2	1.5	7.5	1	5	3	0	0	0	0	0	0	1	0	0	0	0	0	0	0	0	0	W	15-10					
11/08	Bears	S	7	4	3	3.0	13.0	3	13	3	0	0	0	0	1	0	0	0	0	0	0	0	0	0	0	0	W	29-27					
11/14	Lions	S	5	3	2	1.0	6.0	2	7	2	0	0	0	0	0	0	0	0	0	0	0	0	0	0	0	0	T	16-16					
11/21	at Chargers										ON INACTIVE LIST																					L	37-41
11/28	at Bengals	S	2	1	1	0.0	0.0	0	0	0	0	0	0	0	0	0	0	0	0	0	0	0	0	0	0	0	L	10-41					
12/05	Ravens	S	6	5	1	3.5	12.0	3	8	6	0	0	0	0	0	1	0	0	0	0	0	0	0	0	0	0	W	20-19					
12/09	at Vikings	S	1	0	1	0.0	0.0	0	0	1	0	0	0	0	0	0	0	0	0	0	0	0	0	0	0	0	L	28-36					
12/19	Titans	S	5	4	1	1.5	15.0	1	10	4	0	0	0	0	0	0	1	0	0	0	0	0	0	0	0	0	W	19-13					
12/26	at Chiefs	S	1	1	0	0.0	0.0	0	0	0	0	0	0	0	0	0	0	0	0	0	0	0	0	0	0	0	L	10-36					
2021 TOTALS			13-13	54	40	14	17.5	83.5	17	72	31	0	0	0	0	4	4	3	0	0	0	0	0	0	0	0	7-7-1						

+ - Overtime

2020 GAME-BY-GAME POSTSEASON STATISTICS (STEELERS)

DATE	OPPONENT	P/S	TACKLES							INTERCEPTIONS					O. FUMB			ST				MISC		W/L	SCORE		
			TK	S	A	SK	YDS	TFL	YDS	QBH	NO	YDS	LG	TD	PD	FF	FR	TD	YDS	TK	S	A	FF			FR	S
01/10	Browns	S	3	2	1	0.0	0.0	1	1	0	0	0	0	1	0	0	0	0	0	0	0	0	0	0	0	L	37-48
2020 TOTALS		1-1	3	2	1	0.0	0.0	1	1	0	0	0	0	1	0	0	0	0	0	0	0	0	0	0	0	0-1	

2017 GAME-BY-GAME POSTSEASON STATISTICS (STEELERS)

DATE	OPPONENT	P/S	TACKLES							INTERCEPTIONS					O. FUMB			ST				MISC		W/L	SCORE		
			TK	S	A	SK	YDS	TFL	YDS	QBH	NO	YDS	LG	TD	PD	FF	FR	TD	YDS	TK	S	A	FF			FR	S
01/14	Jaguars	S	2	1	1	0.0	0.0	0	0	2	0	0	0	0	1	0	0	0	0	0	0	0	0	0	0	L	42-45
2017 TOTALS			1-1	2	1	1	0.0	0.0	0	0	2	0	0	0	0	1	0	0	0	0	0	0	0	0	0	0-1	



15

CODY WHITE

WIDE RECEIVER

HEIGHT: 6-3  
WEIGHT: 215  
COLLEGE: Michigan State  
BORN: Nov. 28, 1998 (23)

BIRTHPLACE Novi, MI  
HOW ACQUIRED: FA '20  
NFL EXPERIENCE: 1st year

CODY WHITE'S NFL REGULAR SEASON RUSHING/RECEIVING STATISTICS

DATE	TEAM	GP	GS	RECEIVING					RUSHING				
				NO.	YDS.	AVG.	LG	TD	NO.	YDS.	AVG.	LG	TD
2021	Steelers	13	0	5	33	6.6	11	0	0	0	0.0	0	0
NFL TOTALS		13	0	5	33	6.6	11	0	0	0	0.0	0	0

CODY WHITE'S NFL POSTSEASON RUSHING/RECEIVING STATISTICS

DATE	TEAM	GP	GS	RECEIVING					RUSHING				
				NO.	YDS.	AVG.	LG	TD	NO.	YDS.	AVG.	LG	TD
2020	Steelers	0	0	0	0	0.0	0	0	0	0	0.0	0	0
NFL TOTALS		0	0	0	0	0.0	0	0	0	0	0.0	0	0

CODY WHITE'S NFL REGULAR SEASON RETURN STATISTICS

DATE	TEAM	RET.	KICKOFF RETURNS					PUNT RETURNS				
			YDS.	AVG.	LG	TD	NO.	FC	YDS.	AVG.	LG	TD
2021	Steelers	0	0	0.0	0	0	0	0	0	0.0	0	0
NFL TOTALS		0	0	0.0	0	0	0	0	0	0.0	0	0

CODY WHITE'S NFL POSTSEASON RETURN STATISTICS

DATE	TEAM	RET.	KICKOFF RETURNS					PUNT RETURNS				
			YDS.	AVG.	LG	TD	NO.	FC	YDS.	AVG.	LG	TD
2020	Steelers	0	0	0.0	0	0	0	0	0	0.0	0	0
NFL TOTALS		0	0	0.0	0	0	0	0	0	0.0	0	0

SINGLE-GAME HIGHS: RECEIVING

- Receptions3 at Kansas City Chiefs, Dec 26, 2021  
2 vs. Cincinnati Bengals, Sep 26, 2021
- Receiving Yards17 vs. Cincinnati Bengals, Sep 26, 2021  
16 at Kansas City Chiefs, Dec 26, 2021
- Longest Receptions11 vs. Cincinnati Bengals, Sep 26, 2021  
6 at Kansas City Chiefs, Dec 26, 2021  
...2 more at 6.
- All-Purpose Yards17 vs. Cincinnati Bengals, Sep 26, 2021  
16 at Kansas City Chiefs, Dec 26, 2021
- Special Teams Tackles2 vs. Chicago Bears, Nov 08, 2021  
1 vs. Baltimore Ravens, Dec 05, 2021  
...1 more at 1.
- Receiving Average5.3 at Kansas City Chiefs, Dec 26, 2021

2021 GAME-BY-GAME REGULAR-SEASON STATISTICS (STEELERS)


DATE	OPPONENT	P/S	RECEIVING					RUSHING					W/L/T	SCORE
			NO.	YDS.	AVG.	LG	TD	NO.	YDS.	AVG.	LG	TD		
09/12	at Bills												W	23-16
09/19	Raiders												L	17-26
09/26	Bengals	P	2	17	8.5	11	0	0	0	0.0	0	0	L	10-24
10/03	at Packers	P	0	0	0.0	0	0	0	0	0.0	0	0	L	17-27
10/10	Broncos	P	0	0	0.0	0	0	0	0	0.0	0	0	W	27-19
10/17	Seahawks	P	0	0	0.0	0	0	0	0	0.0	0	0	W	23-20
10/31	at Browns	P	0	0	0.0	0	0	0	0	0.0	0	0	W	15-10
11/08	Bears	P	0	0	0.0	0	0	0	0	0.0	0	0	W	29-27
11/14	Lions	P	0	0	0.0	0	0	0	0	0.0	0	0	T	16-16
11/21	at Chargers	P	0	0	0.0	0	0	0	0	0.0	0	0	L	37-41
11/28	at Bengals	P	0	0	0.0	0	0	0	0	0.0	0	0	L	10-41
12/05	Ravens	P	0	0	0.0	0	0	0	0	0.0	0	0	W	20-19
12/09	at Vikings	P	0	0	0.0	0	0	0	0	0.0	0	0	L	28-36
12/19	Titans	P	0	0	0.0	0	0	0	0	0.0	0	0	W	19-13
12/26	at Chiefs	P	3	16	5.3	6	0	0	0	0.0	0	0	L	10-36
2021 TOTALS		13-0	5	33	6.6	11	0	0	0	0.0	0	0	7-7-1	

+ - Overtime



2020 GAME-BY-GAME POSTSEASON STATISTICS (STEELERS)

			RECEIVING					RUSHING						
DATE	OPPONENT	P/S	NO.	YDS.	AVG.	LG	TD	NO.	YDS.	AVG.	LG	TD	W/L	SCORE
01/10	Browns		DID NOT PLAY										L	37-48
2020 TOTALS		0-0	0	0	0.0	0	0	0	0	0.0	0	0	0-1	



25

AHKELLO WITHERSPOON

(uh-KELL-oh)

CORNERBACK

HEIGHT: 6-2

WEIGHT: 195

COLLEGE: Colorado

BORN: Mar. 21, 1995 (26)

BIRTHPLACE: Sacramento, CA

HOW ACQUIRED: TR '21 (SEA)

NFL EXPERIENCE: 5th year

AHKELLO WITHERSPOON'S NFL REGULAR SEASON DEFENSIVE STATISTICS

DATE	TEAM	GP	GS	TACKLES										INTERCEPTIONS					O. FUMB				ST			MISC	
				TK	S	A	TFL	YDS	SK	YDS	QBH	NO	YDS	LG	TD	PD	FF	FR	TD	YDS	TK	S	A	FF	FR	S	A
2017	49ers	12	9	32	28	4	0	0	0.0	0.0	0	0	2	42	23	0	7	1	0	0	0	0	0	0	0	0	
2018	49ers	14	12	37	30	7	0	0	0.0	0.0	0	0	0	0	0	0	4	0	0	0	0	0	0	1	0	0	
2019	49ers	10	8	28	24	4	1	2	0.0	0.0	0	1	25	25t	1	9	0	0	0	0	0	0	0	0	0	0	
2020	49ers	11	4	16	3	1	1	0	0.0	0.0	0	1	0	0	0	0	4	0	0	0	0	1	1	0	0	0	
2021	Steelers	7	1	14	14	0	1	1	0.0	0.0	0	2	45	41	0	6	0	0	0	0	0	0	0	0	0	0	
NFL TOTALS		54	34	130	112	18	3	4	0.0	0.0	0	6	112	41	1	30	1	0	0	0	1	1	0	0	1	0	0

AHKELLO WITHERSPOON'S NFL POSTSEASON DEFENSIVE STATISTICS

TACKLES														INTERCEPTIONS					O. FUMB				ST			MISC		
DATE	TEAM	GP	GS	TK	S	A	TFL	YDS	SK	YDS	QBH	NO	YDS	LG	TD	PD	FF	FR	TD	YDS	TK	S	A	FF	FR	S	A	
2019	49ers	3	1	1	1	0	0	0	0.0	0.0	0	0	0	0	0	0	0	0	0	0	0	3	1	2	0	0	0	0
NFL TOTALS		3	1	1	1	0	0	0	0.0	0.0	0	0	0	0	0	0	0	0	0	0	0	3	1	2	0	0	0	0

SINGLE-GAME HIGHS: DEFENSIVE

- Total Tackles7 at Arizona Cardinals, Dec 26, 2020  
5 vs. Baltimore Ravens, Dec 05, 2021  
...5 more at 5.
- Passes Defended3 at Minnesota Vikings, Dec 09, 2021  
3 at Tampa Bay Buccaneers, Sep 08, 2019
- Forced Fumbles1 at Los Angeles Rams, Dec 31, 2017  
1 at Cincinnati Bengals, Nov 28, 2021  
1 at Arizona Cardinals, Dec 26, 2020  
...1 more at 1.
- Interceptions2 at Minnesota Vikings, Dec 09, 2021  
1 at Arizona Cardinals, Dec 26, 2020  
...3 more at 1.
- Interception Return Yards45 at Minnesota Vikings, Dec 09, 2021  
25 at Tampa Bay Buccaneers, Sep 08, 2019
- Special Teams Tackles1 at New England Patriots, Oct 25, 2020
- Special Teams Fumble Recoveries1 at Minnesota Vikings, Sep 09, 2018

SINGLE-GAME HIGHS - POSTSEASON: DEFENSIVE

- Total Tackles1 vs. Minnesota Vikings, Jan 11, 2020
- Special Teams Tackles2 vs. Green Bay Packers, Jan 19, 2020  
1 at Kansas City Chiefs, Feb 02, 2020

2021 GAME-BY-GAME REGULAR-SEASON STATISTICS (STEELERS)

DATE	OPPONENT	P/S	TACKLES							INTERCEPTIONS					O. FUMB			ST			MISC		W/L	SCORE			
			TK	S	A	SK	YDS	TFL	YDS	QBH	NO	YDS	LG	TD	PD	FF	FR	TD	YDS	TK	S	A			FF	FR	S
09/12	at Bills	P								ON INACTIVE LIST															W	23-16	
09/19	Raiders		0	0	0	0.0	0.0	0	0	0	0	0	0	0	0	0	0	0	0	0	0	0	0	0	0	L	17-26
09/26	Bengals										ON INACTIVE LIST															L	10-24
10/03	at Packers										ON INACTIVE LIST															L	17-27
10/10	Broncos									ON INACTIVE LIST															W	27-19	
10/17	Seahawks									ON INACTIVE LIST															W	23-20+	
10/31	at Browns									ON INACTIVE LIST															W	15-10	
11/08	Bears									ON INACTIVE LIST															W	29-27	
11/14	Lions									ON INACTIVE LIST															T	16-16	
11/21	at Chargers	P	2	2	0	0.0	0.0	0	0	0	0	0	0	0	0	0	0	0	0	0	0	0	0	0	0	L	37-41
11/28	at Bengals	P	1	1	0	0.0	0.0	1	1	0	0	0	0	0	0	1	0	0	0	0	0	0	0	0	0	L	10-41
12/05	Ravens	P	5	5	0	0.0	0.0	0	0	0	0	0	0	0	0	1	0	0	0	0	0	0	0	0	0	W	20-19
12/09	at Vikings	P	4	4	0	0.0	0.0	0	0	0	2	45	41	0	3	0	0	0	0	0	0	0	0	0	0	L	28-36
12/19	Titans	S	2	2	0	0.0	0.0	0	0	0	0	0	0	0	0	0	0	0	0	0	0	0	0	0	0	W	19-13
12/26	at Chiefs	P	0	0	0	0.0	0.0	0	0	0	0	0	0	0	0	1	0	0	0	0	0	0	0	0	0	L	10-36
2021 TOTALS		7-1	14	14	0	0.0	0.0	1	1	0	2	45	41	0	6	0	0	0	0	0	0	0	0	0	0	7-7-1	
+- Overtime																											

+ - Overtime

2019 GAME-BY-GAME POSTSEASON STATISTICS (49ERS)

			TACKLES							INTERCEPTIONS					O. FUMB			ST			MISC							
DATE	OPPONENT	P/S	TK	S	A	SK	YDS	TFL	YDS	QBH	NO	YDS	LG	TD	PD	FF	FR	TD	YDS	TK	S	A	FF	FR	S	A	W/L	SCORE
01/11	Vikings	S	1	1	0	0.0	0.0	0	0	0	0	0	0	0	0	0	0	0	0	0	0	0	0	0	0	0	W	27-10
01/19	Packers	P	0	0	0	0.0	0.0	0	0	0	0	0	0	0	0	0	0	0	0	2	1	1	0	0	0	0	W	37-20
02/02	at Chiefs	P	0	0	0	0.0	0.0	0	0	0	0	0	0	0	0	0	0	0	0	1	1	0	1	0	0	0	L	20-31
2019 TOTALS			3-1	1	1	0	0.0	0.0	0	0	0	0	0	0	0	0	0	0	0	3	1	2	0	0	0	0	2-1	



95

CHRIS WORMLEY

DEFENSIVE LINEMAN

HEIGHT: 6-5 BIRTHPLACE Toledo, OH  
WEIGHT: 300 HOW ACQUIRED: TR '20 (BAL)  
COLLEGE: Michigan NFL EXPERIENCE: 5th year  
BORN: Oct. 25, 1993 (28)

REGULAR SEASON COMPARISON: DEFENSIVE - CLEVELAND BROWNS

DATE	OPP	W/L	GP/GS	TACKLES				ASST	SACK	YDS.	INT	TFL	PD	QBH	TD	MISC	
				TOT	SOLO											FF	FR
10/7/18	BLT @ CLV	L	S	1	1			0	0.0	0.0	0	0	0	0	0	0	0
12/30/18	BLT vs. CLV	W	P	1	1			0	0.0	0.0	0	0	0	1	0	0	0
9/29/19	BLT vs. CLV	L	S	1	1			0	0.0	0.0	0	0	1	0	0	0	0
12/22/19	BLT @ CLV	W	P	4	3			1	0.0	0.0	0	0	0	0	0	0	0
10/18/20	PIT vs. CLV	W	P	1	0			1	0.0	0.0	0	0	0	1	0	0	0
1/3/21	PIT @ CLV	L	S	2	1			1	1.0	9.0	0	1	0	1	0	0	0
10/31/21	PIT @ CLV	W	S	4	2			2	1.0	5.0	0	1	0	1	0	0	0
TOTALS		4/3	7/4	14	9			5	2.0	14.0	0	2	1	4	0	0	0

CHRIS WORMLEY'S NFL REGULAR SEASON DEFENSIVE STATISTICS

DATE	TEAM	GP	GS	TACKLES								INTERCEPTIONS				O. FUMB				ST			MISC		
				TK	S	A	TFL	YDS	SK	YDS	QBH	NO	YDS	LG	TD	PD	FF	FR	TD	YDS	TK	S	A	FF	FR
2017	Ravens	7	2	5	5	0	0	0	0.0	0.0	1	0	0	0	0	0	0	0	0	0	0	0	0	0	0
2018	Ravens	16	6	16	13	3	2	7	1.0	6.0	2	0	0	0	5	0	0	0	0	0	0	0	0	0	0
2019	Ravens	16	7	33	17	16	2	9	1.5	7.0	6	0	0	0	2	0	0	0	0	0	0	0	0	0	0
2020	Steelers	13	1	8	3	5	1	9	1.0	9.0	3	0	0	0	0	0	0	0	0	0	0	0	0	0	0
2021	Steelers	14	13	44	26	18	5	43	6.0	51.5	9	0	0	0	2	1	0	0	0	0	0	0	0	0	0
NFL TOTALS		66	29	106	64	42	10	68	9.5	73.5	21	0	0	0	9	1	0	0	0	0	0	0	0	0	0

CHRIS WORMLEY'S NFL POSTSEASON DEFENSIVE STATISTICS

				TACKLES							INTERCEPTIONS					O. FUMB				ST				MISC				
DATE	TEAM	GP	GS	TK	S	A	TFL	YDS	SK	YDS	QBH	NO	YDS	LG	TD	PD	FF	FR	TD	YDS	TK	S	A	FF	FR	S	A	
2018	Ravens	1	0	2	2	0	0	0	0.0	0.0	0	0	0	0	0	0	0	0	0	0	0	0	0	0	0	0	0	0
2019	Ravens	1	1	3	2	1	0	0	0.0	0.0	0	0	0	0	0	0	0	0	0	0	0	0	0	0	0	0	0	0
2020	Steelers	1	0	0	0	0	0	0	0.0	0.0	0	0	0	0	0	0	0	0	0	0	0	0	0	0	0	0	0	0
NFL TOTALS		3	1	5	4	1	0	0	0.0	0.0	0	0	0	0	0	0	0	0	0	0	0	0	0	0	0	0	0	0

SINGLE-GAME HIGHS: DEFENSIVE

Total Tackles	5 vs. Tennessee Titans, Dec 19, 2021 5 vs. Baltimore Ravens, Dec 05, 2021 ...1 more at 5.	Forced Fumbles	1 at Green Bay Packers, Oct 03, 2021
Sacks	2.5 vs. Baltimore Ravens, Dec 05, 2021 1.0 at Cincinnati Bengals, Nov 28, 2021 ...4 more at 1.0.	Tackles For Loss	2 vs. Baltimore Ravens, Dec 05, 2021 2 at Cincinnati Bengals, Nov 10, 2019
Passes Defensed	2 vs. Buffalo Bills, Sep 09, 2018 1 vs. Seattle Seahawks, Oct 17, 2021 ...6 more at 1.		

SINGLE-GAME HIGHS - POSTSEASON: DEFENSIVE

Total Tackles	3 vs. Tennessee Titans, Jan 11, 2020 2 vs. Los Angeles Chargers, Jan 06, 2019
---------------	--

2021 GAME-BY-GAME REGULAR-SEASON STATISTICS (STEELERS)

DATE	OPPONENT	P/S	TACKLES							INTERCEPTIONS					O. FUMB				ST				MISC		W/L	SCORE			
			TK	S	A	SK	YDS	TFL	YDS	QBH	NO	YDS	LG	TD	PD	FF	FR	TD	YDS	TK	S	A	FF	FR			S	A	
09/12	at Bills	P	1	0	1	0.0	0.0	0	0	0	0	0	0	0	0	0	0	0	0	0	0	0	0	0	0	W	23-16		
09/19	Raiders	S	1	1	0	0.0	0.0	0	0	0	0	0	0	1	0	0	0	0	0	0	0	0	0	0	0	L	17-26		
09/26	Bengals	S	4	2	2	0.0	0.0	0	0	0	0	0	0	0	0	0	0	0	0	0	0	0	0	0	0	L	10-24		
10/03	at Packers	S	4	3	1	0.0	0.0	0	0	0	0	0	0	0	1	0	0	0	0	0	0	0	0	0	0	L	17-27		
10/10	Broncos	S	1	1	0	0.0	0.0	0	0	0	0	0	0	0	0	0	0	0	0	0	0	0	0	0	0	W	27-19		
10/17	Seahawks	S	5	2	3	0.5	7.5	0	0	1	0	0	0	0	1	0	0	0	0	0	0	0	0	0	0	W	23-20+		
10/31	at Browns	S	4	2	2	1.0	5.0	1	5	1	0	0	0	0	0	0	0	0	0	0	0	0	0	0	0	W	15-10		
11/08	Bears	S	1	0	1	0.0	0.0	0	0	0	0	0	0	0	0	0	0	0	0	0	0	0	0	0	0	W	29-27		
11/14	Lions	S	3	2	1	0.0	0.0	0	0	0	0	0	0	0	0	0	0	0	0	0	0	0	0	0	0	T	16-16		
11/21	at Chargers	S	4	3	1	0.0	0.0	0	0	0	0	0	0	0	0	0	0	0	0	0	0	0	0	0	0	L	37-41		
11/28	at Bengals	S	4	2	2	1.0	12.0	1	12	1	0	0	0	0	0	0	0	0	0	0	0	0	0	0	0	L	10-41		
12/05	Ravens	S	5	3	2	2.5	19.0	2	18	3	0	0	0	0	0	0	0	0	0	0	0	0	0	0	0	W	20-19		
12/09	at Vikings	S	2	1	1	0.0	0.0	0	0	2	0	0	0	0	0	0	0	0	0	0	0	0	0	0	0	L	28-36		
12/19	Titans	S	5	4	1	1.0	8.0	1	8	1	0	0	0	0	0	0	0	0	0	0	0	0	0	0	0	W	19-13		
12/26	at Chiefs										DID NOT PLAY (NON-INJURY)																L	10-36	
2021 TOTALS		14-13	44	26	18	6.0	51.5	5	43	9	0	0	0	0	2	1	0	0	0	0	0	0	0	0	0	0	7-7-1		
+- Overtime																													

2020 GAME-BY-GAME POSTSEASON STATISTICS (STEELERS)

DATE	OPPONENT	P/S	TACKLES							INTERCEPTIONS					O. FUMB			ST				MISC		W/L	SCORE	
			TK	S	A	SK	YDS	TFL	YDS	QBH	NO	YDS	LG	TD	PD	FF	FR	TD	YDS	TK	S	A	FF			FR
01/10	Browns	P	0	0	0	0.0	0.0	0	0	0	0	0	0	0	0	0	0	0	0	0	0	0	0	0	L	37-48
2020 TOTALS			1-0	0	0	0.0	0.0	0	0	0	0	0	0	0	0	0	0	0	0	0	0	0	0	0	0-1	

2019 GAME-BY-GAME POSTSEASON STATISTICS (RAVENS)

DATE	OPPONENT	P/S	TACKLES							INTERCEPTIONS					O. FUMB			ST				MISC		W/L	SCORE		
			TK	S	A	SK	YDS	TFL	YDS	QBH	NO	YDS	LG	TD	PD	FF	FR	TD	YDS	TK	S	A	FF			FR	S
01/11	Titans	S	3	2	1	0.0	0.0	0	0	0	0	0	0	0	0	0	0	0	0	0	0	0	0	0	0	L	12-28
2019 TOTALS			1-1	3	2	1	0.0	0.0	0	0	0	0	0	0	0	0	0	0	0	0	0	0	0	0	0	0-1	

2018 GAME-BY-GAME POSTSEASON STATISTICS (RAVENS)

DATE	OPPONENT	P/S	TACKLES							INTERCEPTIONS					O. FUMB			ST				MISC		W/L	SCORE		
			TK	S	A	SK	YDS	TFL	YDS	QBH	NO	YDS	LG	TD	PD	FF	FR	TD	YDS	TK	S	A	FF			FR	S
01/06	Chargers	P	2	2	0	0.0	0.0	0	0	0	0	0	0	0	0	0	0	0	0	0	0	0	0	0	0	L	17-23
2018 TOTALS			1-0	2	2	0	0.0	0.0	0	0	0	0	0	0	0	0	0	0	0	0	0	0	0	0	0	0-1	

PITTSBURGH STEELERS / REGULAR SEASON WEEK 17 / THROUGH SUNDAY, JANUARY 3, 2021

WON 7, LOST 7, TIED 1					MIKE TOMLIN (15 GAMES)					RUSHING					NO.					YDS					AVG					LONG					TD									
09/12	W	23-16		at Buffalo	69,787					N. Harris	268		984	3.7	23	6																												
09/19	L	17-26		Las Vegas	63,707					B. Snell Jr.	23	74	3.2	9	0																													
09/26	L	10-24		Cincinnati	58,076					C. Claypool	11	63	5.7	25	0																													
10/03	L	17-27		at Green Bay	78,281					D. Johnson	5	53	10.6	25	0																													
10/10	W	27-19		Denver	59,841					M. Rudolph	5	53	10.6	26	0																													
10/17	W	23-20 (OT)		Seattle	60,821					K. Ballage	11	36	3.3	13	0																													
10/21	W	15-10		at Cleveland	67,431					R. McCloud	2	15	7.5	10	0																													
11/08	W	29-27		Chicago	60,788					J. Washington	2	12	6.5	12	0																													
11/14	T	16-16 (OT)		Detroit	58,716					B. Roethlisberger	16	10	0.6	8	1																													
11/21	L	37-41		at L.A. Chargers	70,240					J. Smith-Schuster	3	9	3.0	31	1																													
11/28	L	10-41		at Cincinnati	63,238					A. McFarland Jr.	3	3	1.0	3	0																													
12/05	W	20-19		Baltimore	59,303					E. Ebron	1	1	1.0	11	1																													
12/09	L	28-36		at Minnesota	66,718					TEAM	350	1,314	3.8	26	9																													
12/19	W	19-13		Tennessee	59,521					OPPONENTS	442	2,141	4.8	49	16																													
12/26	L	10-36		at Kansas City	73,371																																							
										RECEIVING					TAR					NO.					YDS					AVG					LONG					TD				

2021 TEAM STATISTICS														PIT		OPP.						
FIRST DOWNS															284	319						
	C. Claypool														72	125						
	Rushing														180	173						
	Passing														32	21						
	Penalty														82/204	78/201						
	Third Down-Made/Att														40.2%	38.8%						
	Third Down Efficiency														8/18	11/19						
	Fourth Down-Made/Att														44.4%	57.9%						
Fourth Down Efficiency														4,748	5,526							
TOTAL NET YARDS	Avg. Per Game														316.5	368.4						
	Total Plays														959	978						
	Avg. Per Play														5.0	5.7						
	Total Rushes														67.6	142.7						
NET YARDS RUSHING	Avg. Per Game														350	442						
	Total Rushes														3.8	4.8						
	Avg. Per Rush														3,434	3,385						
	Avg. Per Game														228.9	225.7						
NET YARDS PASSING	Sacked/Yards Lost														35/216	43/266						
	Gross Yards														3,650	3,651						
	Attempts/Completions														574/371	493/323						
	Pct. of Completion														64.6%	65.5%						
	Had Intercepted														9	9						
	PUNTS/AVERAGE														64/43.8	61/46.9						
	Net Punting Average														38.2	39.5						
	PUNT RETURN/AVG.														33/9.0	27/10.3						
KICKOFF RETURN/AVG.														35/22.4	35/24.2							
INTERCEPTION RETURN/AVG.														9/11.7	9/14.7							
PENALTIES/YARDS														95/737	112/935							
FUMBLES/BALL LOST														17/9	21/8							
TOUCHDOWNS														31	40							
Rushing														9	16							
Passing														21	22							
Returns														1	2							
EXTRA POINTS/ATTEMPTS														24/26	35/38							
TWO POINT CONVERSION/ATT.														2/5	0/2							
FIELD GOALS/ATTEMPTS														29/33	32/36							
AVG. TIME OF POSSESSION														28:37	31:23							
SCORE BY PERIODS														Q1	Q2	Q3	Q4	OT	PTS			
TEAM														34	67	48	149	3	301			
OPPONENTS														66	120	86	99	0	271			
SCORING														TD	RD	RT	K-PT	FG	PTS			
C. Boswell														0	0	0	0	24/26	29/33	0	0	111
N. Harris														9	6	3	0	0/0	0/0	0	0	54
P. Freeman														7	0	7	0	0/0	0/0	1	0	44
D. Johnson														7	0	7	0	0/0	0/0	1	0	44
E. Ebron														2	1	1	0	0/0	0/0	0	0	12
J. Washington														2	0	2	0	0/0	0/0	0	0	12
C. Claypool														1	0	1	0	0/0	0/0	0	0	6
U. Gilbert III														1	0	0	1	0/0	0/0	0	0	6
B. Roethlisberger														1	1	0	0	0/0	0/0	0	0	6
J. Smith-Schuster														1	1	0	0	0/0	0/0	0	0	6
TEAM														31	9	21	1	24/26	29/33	2	0	301
OPPONENTS														40	16	22	2	35/38	32/36	0	0	271
PUNTING														NO.	YDS	AVG.	NET	TD	IN	LG	B	
P. Harris III														62	2,684	43.3	38.1	3	22	64	0	
C. Walman														2	121	60.5	41.5	1	0	63	0	
TEAM														64	2,805	43.8	38.2	4	22	64	0	
OPPONENTS														61	2,863	46.9	39.5	6	20	65	1	
PUNT RETURNS														RET	FC	YDS	AVG	LONG	TD			
R. McClood														31	10	294	9.5	20	0			
C. Sutton														0	2	0	3	1.5	3			
TEAM														33	10	297	9.0	20	0			
OPPONENTS														27	14	279	10.3	55	0			
KICKOFF RETURNS														NO.	YDS	AVG	LONG	TD				
R. McClood														32	710	22.2	40	0				
A. McFarland Jr.														3	73	24.3	25	0				
TEAM														35	783	22.4	40	0				
OPPONENTS														35	847	24.2	75	0				

2021 REGULAR SEASON PITTSBURGH STEELERS DEFENSIVE STATS (THROUGH WEEK 16)											
POS.	PLAYER	TKL.	AST.	TOTAL	TFL	SACKS/YDS.	PR	FR	FF	INT./YDS.	PD
S	M. Fitzpatrick	76	38	114	1	0.0/0.0	0	1	1	2/18	5
LB	J. Schobert	66	42	108	2	0.0/0.0	1	0	1	1/23	6
S	T. Edmunds	59	22	81	8	1.0/13.0	1	0	0	1/15	3
DT	C. Heyward	44	35	79	12	8.0/52.5	14	1	1	1/0	7
LB	D. Bush	39	27	66	2	2.0/18.0	4	1	1	0/0	4
LB	A. Highsmith	36	28	64	12	4.0/21.5	12	0	1	0/0	0
LB	T. Watt	40	14	54	17	17.5/83.5	31	3	4	0/0	4
CB	C. Sutton	38	7	45	4	0.0/0.0	0	0	1	1/4	5
DL	C. Wormley	26	18	44	5	6.0/51.5	9	0	1	0/0	2
CB	A. Maulet	33	9	42	4	0.0/0.0	1	0	1	0/0	1
CB	J. Pierre	34	3	37	0	0.0/0.0	0	0	1	1/0	4
LB	R. Spillane	16	17	33	1	0.0/0.0	0	0	0	0/0	0
DB	T. Norwood	28	4	32	2	0.0/0.0	0	0	0	0/0	3
CB	J. Haden	20	10	30	0	0.0/0.0	0	1	1	0/0	5
DE	I. Loudermilk	15	6	21	0	1.0/0.0	0	0	0	0/0	2
DE	T. Charlton	7	11	18	0	0.5/2.0	2	0	0	0/0	1
DE	I. Buggs	5	12	17	2	0.0/0.0	0	0	0	0/0	1
CB	A. Witherspoon	14	0	14	1	0.0/0.0	0	0	0	2/45	6
OLB	D. Tuszka	5	8	13	0	1.0/8.0	1	0	1	0/0	0
DE	H. Mondeaux	4	9	13	1	1.0/8.0	1	0	0	0/0	0
LB	M. Ingram III	5	5	10	2	1.0/8.0	6	0	0	0/0	1
DT	M. Adams Sr.	4	2	6	1	0.0/0.0	3	0	0	0/0	1
DT	C. Davis	3	2	5	1	0.0/0.0	0	0	0	0/0	0
DE	T. Alualu	2	3	5	0	0.0/0.0	1	0	0	0/0	0
S	M. Killebrew	4	0	4	1	0.0/0.0	0	0	0	0/0	0
CB	J. Layne	3	1	4	0	0.0/0.0	0	0	0	0/0	0
LB	M. Allen	1	1	2	0	0.0/0.0	0	0	0	0/0	0
S	K. Joseph	1	1	2	0	0.0/0.0	0	0	0	0/0	1
DL	D. Archibong	0	2	2	0	0.0/0.0	0	0	0	0/0	0
ILB	U. Gilbert III	1	0	1	0	0.0/0.0	0	0	0	0/0	0
OLB	J. Jones	1	0	1	0	0.0/0.0	1	0	0	0/0	0
STEELERS TOTALS		630	337	967	79	43.0/266.0	88	7	15	9/105	62
OPP. TOTALS		601	331	932	61	34.0/213.0	68	8	10	9/132	70

Ast.=Assist, TFL=Tackle for a Loss, PR=Pressures, Int.=Interception, FR=Fumble Recovery, FF=Forced Fumble, PD=Pass Defense

2021 STEELERS SPECIAL TEAMS			
POS.	PLAYER	TKL.	AST. COMB.
FB	Watt, Derek	9	2 11
CB	Layne, Justin	8	2 10
LB	Spillane, Robert	5	5 10
CB	Pierre, James	3	6 9
ILB	Gilbert III, Ulysees	5	3 8
S	Killebrew, Miles	4	3 7
RB	Snell Jr., Benny	2	3 5
WR	White, Cody	2	2 4
LB	Allen, Marcus	2	0 2
LB	Johnson, Buddy	2	0 2
OLB	Jones, Jamir	2	0 2
LS	Kuntz, Christian	2	0 2
OLB	Tuszka, Derek	2	0 2
DB	Norwood, Tre	1	1 2
P	Harvin III, Pressley	1	0 1
CB	Maulet, Arthur	1	0 1
TOTALS		51	27 78

DEFENSIVE STATS BY RANK									
SACKS		INTERCEPTIONS		TACKLES FOR LOSS		PASSES DEFENSED		PRESSURES	
PLAYER	NO.	PLAYER	NO.	PLAYER	NO.	PLAYER	NO.	PLAYER	NO.
T. Watt	17.5	M. Fitzpatrick	2	T. Watt	17	C. Heyward	7	T. Watt	31
C. Heyward	8.0	A. Witherspoon	2	C. Heyward	12	J. Schobert	6	C. Heyward	14
C. Wormley	6.0	T. Edmunds	1	A. Highsmith	12	A. Witherspoon	6	A. Highsmith	12
A. Highsmith	4.0	C. Heyward	1	T. Edmunds	8	M. Fitzpatrick	5	C. Wormley	9
D. Bush	2.0	J. Pierre	1	C. Wormley	5	J. Haden	5	M. Ingram III	6
T. Edmunds	1.0	J. Schobert	1	A. Maulet	4	C. Sutton	5	D. Bush	4
M. Ingram III	1.0	C. Sutton	1	C. Sutton	4	D. Bush	4	M. Adams Sr.	3
I. Loudermilk	1.0			I. Buggs	2	J. Pierre	4	T. Charlton	2
H. Mondeaux	1.0			D. Bush	2	T. Watt	4	T. Alualu	1
D. Tuszka	1.0			M. Ingram III	2	T. Edmunds	3	T. Edmunds	1
T. Charlton	0.5			T. Norwood	2	T. Norwood	3	J. Jones	1
				J. Schobert	2	I. Loudermilk	2	A. Maulet	1
				M. Adams Sr.	1	C. Wormley	2	H. Mondeaux	1
				C. Davis	1	M. Adams Sr.	1	J. Schobert	1
				M. Fitzpatrick	1	I. Buggs	1	D. Tuszka	1
				M. Killebrew	1	T. Charlton	1		
				H. Mondeaux	1	M. Ingram III	1		
				R. Spillane	1	K. Joseph	1		
				A. Witherspoon	1	A. Maulet	1		

(AS OF DEC 28, 2021, 4:16 AM PST)									2021 : REGULAR SEASON	
PLAYER	TACKLES	SOLO	ASSISTS	FOR FUMBLES	FUMBLE REC	BLKD FG	BLKD PAT	BLKD PUNT		
Derek Watt	11	9	2	0	0	0	0	0		0
Justin Layne	10	8	2	0	1	0	0	0		0
Robert Spillane	10	5	5	0	0	0	0	0		0
James Pierre	9	3	6	2	0	0	0	0		0
Ulysees Gilbert III	8	5	3	0	0	0	0	0		0
Miles Killebrew	7	4	3	0	0	0	0	0		2
Benny Snell Jr.	5	2	3	0	0	0	0	0		0
Cody White	4	2	2	0	0	0	0	0		0
Marcus Allen	2	2	0	0	0	0	0	0		0
Buddy Johnson	2	2	0	0	0	0	0	0		0
Jamir Jones	2	2	0	0	0	0	0	0		0
Christian Kuntz	2	2	0	0	0	0	0	0		0
Tre Norwood	2	1	1	0	0	0	0	0		0
Derrek Tuszka	2	2	0	0	0	0	0	0		0
Pressley Harvin III	1	1	0	0	0	0	0	0		0
Arthur Maulet	1	1	0	0	0	0	0	0		0
Chris Boswell	0	0	0	0	1	0	0	0		0
2021 TOTALS	78	51	27	2	2	0	0	0		2

2021 REGULAR SEASON															
OFFENSE															
DATE	OPPONENT	WR	LT	LG	C	RG	RT	TE	RB	QB	WR	WR	TE	FB	
9/12	at Buffalo	J. Smith-Schuster	<u>D. Moore Jr.</u>	K. Dotson	<u>K. Green</u>	T. Turner	C. Okorafor	<u>P. Freiermuth</u>	<u>N. Harris</u>	B. Roethlisberger	D. Johnson	--	E. Ebron	--	
9/19	Las Vegas	J. Smith-Schuster	<u>D. Moore Jr.</u>	K. Dotson	<u>K. Green</u>	T. Turner	C. Okorafor	<u>P. Freiermuth</u>	<u>N. Harris</u>	B. Roethlisberger	D. Johnson	C. Claypool	--	--	
9/26	Cincinnati	J. Smith-Schuster	<u>D. Moore Jr.</u>	K. Dotson	<u>K. Green</u>	T. Turner	C. Okorafor	Z. Gentry	<u>N. Harris</u>	B. Roethlisberger	C. Claypool	J. Washington	--	--	
10/3	at Green Bay	J. Smith-Schuster	<u>D. Moore Jr.</u>	K. Dotson	<u>K. Green</u>	T. Turner	J. Haeg	<u>P. Freiermuth</u>	<u>N. Harris</u>	B. Roethlisberger	D. Johnson	--	E. Ebron	--	
10/10	Denver	J. Smith-Schuster	<u>D. Moore Jr.</u>	K. Dotson	<u>K. Green</u>	T. Turner	C. Okorafor	Z. Gentry	<u>N. Harris</u>	B. Roethlisberger	D. Johnson	C. Claypool	--	--	
10/17	Seattle	--	<u>D. Moore Jr.</u>	K. Dotson	<u>K. Green</u>	T. Turner	C. Okorafor	Z. Gentry	<u>N. Harris</u>	B. Roethlisberger	D. Johnson	C. Claypool	--	D. Watt	
10/31	at Cleveland	R. McCloud	<u>D. Moore Jr.</u>	K. Dotson	<u>K. Green</u>	T. Turner	C. Okorafor	Z. Gentry	<u>N. Harris</u>	B. Roethlisberger	D. Johnson	C. Claypool	--	--	
11/8	Chicago	--	<u>D. Moore Jr.</u>	K. Dotson	<u>K. Green</u>	T. Turner	C. Okorafor	<u>P. Freiermuth</u>	<u>N. Harris</u>	B. Roethlisberger	--	C. Claypool	Z. Gentry	D. Watt	
11/14	Detroit	R. McCloud	<u>D. Moore Jr.</u>	K. Dotson	<u>K. Green</u>	T. Turner	C. Okorafor	<u>P. Freiermuth</u>	<u>N. Harris</u>	M. Rudolph	D. Johnson	J. Washington	--	--	
11/21	at L.A. Chargers	--	<u>D. Moore Jr.</u>	J. Hassenaue	<u>K. Green</u>	T. Turner	C. Okorafor	<u>P. Freiermuth</u>	<u>N. Harris</u>	B. Roethlisberger	D. Johnson	C. Claypool	E. Ebron	--	
11/28	at Cincinnati	--	<u>D. Moore Jr.</u>	B. Finney	<u>K. Green</u>	T. Turner	C. Okorafor	<u>P. Freiermuth</u>	<u>N. Harris</u>	B. Roethlisberger	D. Johnson	C. Claypool	Z. Gentry	D. Watt	
12/5	Baltimore	D. Johnson	<u>D. Moore Jr.</u>	B. Finney	<u>K. Green</u>	T. Turner	C. Okorafor	<u>P. Freiermuth</u>	<u>N. Harris</u>	B. Roethlisberger	--	--	Z. Gentry	D. Watt	
12/9	at Minnesota	R. McCloud	<u>D. Moore Jr.</u>	J. Leglue	<u>K. Green</u>	T. Turner	C. Okorafor	Z. Gentry	<u>N. Harris</u>	B. Roethlisberger	D. Johnson	C. Claypool	--	--	
12/19	Tennessee	D. Johnson	<u>D. Moore Jr.</u>	J. Leglue	<u>K. Green</u>	T. Turner	C. Okorafor	<u>P. Freiermuth</u>	<u>N. Harris</u>	B. Roethlisberger	--	C. Claypool	Z. Gentry	--	
12/26	at Kansas City	R. McCloud	<u>D. Moore Jr.</u>	J. Leglue	<u>K. Green</u>	T. Turner	C. Okorafor	Z. Gentry	<u>N. Harris</u>	B. Roethlisberger	D. Johnson	C. Claypool	--	--	
1/3	Cleveland	--	--	--	--	--	--	--	--	--	--	--	--	--	
1/9	at Baltimore	--	--	--	--	--	--	--	--	--	--	--	--	--	

2021 REGULAR SEASON															
DEFENSE															
DATE	OPPONENT	DT	NT	DL	LOLB	LILB	RILB	ROLB	LCB	FS	SS	RCB	NICKEL		
9/12	at Buffalo	C. Heyward	T. Alualu	--	T. Watt	D. Bush	J. Schobert	A. Highsmith	J. Haden	M. Fitzpatrick	T. Edmunds	C. Sutton	<u>T. Norwood</u>	--	
9/19	Las Vegas	C. Heyward	T. Alualu	C. Wormley	T. Watt	R. Spillane	J. Schobert	A. Highsmith	J. Pierre	M. Fitzpatrick	T. Edmunds	C. Sutton	--	--	
9/26	Cincinnati	C. Heyward	I. Buggs	C. Wormley	J. Jones	D. Bush	J. Schobert	M. Ingram III	J. Haden	M. Fitzpatrick	T. Edmunds	C. Sutton	--	--	
10/3	at Green Bay	C. Heyward	I. Buggs	C. Wormley	T. Watt	D. Bush	J. Schobert	A. Highsmith	J. Haden	M. Fitzpatrick	T. Edmunds	C. Sutton	--	--	
10/10	Denver	C. Heyward	--	C. Wormley	T. Watt	D. Bush	J. Schobert	A. Highsmith	J. Haden	M. Fitzpatrick	T. Edmunds	J. Pierre	A. Maullet	--	
10/17	Seattle	C. Heyward	I. Buggs	C. Wormley	T. Watt	D. Bush	J. Schobert	A. Highsmith	J. Haden	M. Fitzpatrick	T. Edmunds	C. Sutton	--	--	
10/31	at Cleveland	C. Heyward	I. Buggs	C. Wormley	T. Watt	D. Bush	J. Schobert	A. Highsmith	J. Haden	M. Fitzpatrick	T. Edmunds	C. Sutton	--	--	
11/8	Chicago	C. Heyward	I. Buggs	C. Wormley	T. Watt	D. Bush	J. Schobert	A. Highsmith	J. Haden	M. Fitzpatrick	T. Edmunds	C. Sutton	--	--	
11/14	Detroit	C. Heyward	--	C. Wormley	T. Watt	D. Bush	J. Schobert	A. Highsmith	J. Haden	M. Fitzpatrick	T. Edmunds	C. Sutton	<u>T. Norwood</u>	--	
11/21	at L.A. Chargers	C. Heyward	I. Buggs	C. Wormley	T. Charlton	D. Bush	J. Schobert	A. Highsmith	J. Pierre	<u>T. Norwood</u>	T. Edmunds	C. Sutton	--	--	
11/28	at Cincinnati	C. Heyward	H. Mondeaux	C. Wormley	T. Watt	D. Bush	J. Schobert	A. Highsmith	J. Pierre	M. Fitzpatrick	T. Edmunds	C. Sutton	--	--	
12/5	Baltimore	C. Heyward	M. Adams Sr.	C. Wormley	T. Watt	D. Bush	J. Schobert	A. Highsmith	A. Witherspoon	M. Fitzpatrick	T. Edmunds	C. Sutton	--	--	
12/9	at Minnesota	C. Heyward	M. Adams Sr.	C. Wormley	T. Watt	D. Bush	J. Schobert	A. Highsmith	A. Witherspoon	M. Fitzpatrick	T. Edmunds	C. Sutton	--	--	
12/19	Tennessee	C. Heyward	H. Mondeaux	C. Wormley	T. Watt	D. Bush	J. Schobert	A. Highsmith	J. Haden	M. Fitzpatrick	T. Edmunds	C. Sutton	--	--	
12/26	at Kansas City	C. Heyward	<u>L. Loudmilk</u>	--	T. Watt	R. Spillane	J. Schobert	A. Highsmith	J. Haden	M. Fitzpatrick	T. Edmunds	C. Sutton	A. Maullet	--	
1/3	Cleveland	--	--	--	--	--	--	--	--	--	--	--	--	--	
1/9	at Baltimore	--	--	--	--	--	--	--	--	--	--	--	--	--	

Rookies underlined.



2021 REGULAR SEASON PITTSBURGH STEELERS PLAYER PARTICIPATION																									
	@ BUF	LV	CIN	@ GB	DEN	SEA	@ CLE	CHI	DET	@ LAC	@ CIN	BAL	@ MIN	TEN	@ KC	CLE	@ BAL								
PLAYERS	9/12	9/19	9/26	10/3	10/10	10/17	10/31	11/8	11/14	11/21	11/28	12/5	12/9	12/19	12/26	1/3	1/9	GP	GS	DNP	IN				
Montrevious Adams Sr.	A	A	A	A	A	A	A	A	A	A	A	DE	P	R/C19	P	-	-	3/53	1/5	0	0				
Marcus Allen	P	P	P	P	P	P	P	P	P	P	P	P	P	P	P	R/C19	-	-	14/31	0/2	0	0			
Tyson Alualu	NT	NT	IR	IR	IR	IR	IR	IR	IR	IR	IR	IR	IR	IR	IR	IR	-	-	2/174	2/111	0	0			
Daniel Archibong	PS	PS	PS	PS	PS	PS	PS	PS	PS	P	P	PS	PS	PS	PS	PS	-	-	2/2	0/0	0	0			
Kalen Ballage	P	P	P	P	P	P	P	P	P	P	P	P	P	P	P	-	-	15/49	0/8	0	0				
Zach Banner	IR	IR	IR	IR	IR	SI	SI	SI	P	P	P	P	P	P	R/C19	-	-	6/29	0/2	0	3				
Chris Boswell	P	P	P	P	P	P	P	P	P	P	P	P	P	P	P	-	-	15/102	0/0	0	0				
Isaiah Buggs	P	P	NT	NT	P	NT	NT	P	NT	SI	SI	SI	SI	SI	R/C19	-	-	10/29	6/7	0	4				
Devin Bush	LILB	SI	LILB	LILB	LILB	LILB	LILB	LILB	LILB	LILB	LILB	LILB	LILB	LILB	LILB	R/C19	-	-	13/34	13/33	0	1			
Rico Bussey	PSI	PSI	PSI	PSI	PSI	PSI	PSI	PSI	PSI	PSI	PSI	PSI	PSI	PSI	PSI	PSI	-	-	0/0	0/0	0	0			
Taco Charlton	NOT	NOT	PS	PS	PS	PS	P	P	P	LOLB	LOLB	P	P	P	P	-	-	9/53	2/14	0	0				
Demarcus Christmas	IR	IR	IR	IR	IR	IR	IR	IR	IR	IR	IR	IR	IR	IR	IR	IR	-	-	0/0	0/0	0	0			
Chase Claypool	P	WR	WR	SI	WR	WR	WR	WR	SI	WR	WR	P	WR	WR	WR	WR	-	-	13/29	11/17	0	2			
Carlos Davis	P	SI	SI	SI	SI	SI	SI	IR	IR	IR	IR	IR	SI	SI	P	-	-	3/10	0/0	0	7				
Joshua Dobbs	IR	IR	IR	IR	IR	IR	IR	IR	IR	IR	IR	IR	IR	IR	IR	IR	-	-	0/6	0/0	0	0			
Kevin Dotson	LG	LG	LG	LG	LG	LG	LG	LG	Active	IR	IR	IR	IR	IR	IRD	-	-	9/22	9/13	0	0				
Eric Ebron	TE	P	P	TE	P	P	SI	SI	P	TE	IR	IR	IR	IR	IR	IR	-	-	8/106	3/59	0	2			
Terrell Edmunds	SS	SS	SS	SS	SS	SS	SS	SS	SS	SS	SS	SS	SS	SS	SS	SS	-	-	15/62	15/58	0	0			
Trey Edmunds	PS	PS	PS	PS	PS	PS	PS	PS	PS	PS	PS	PS	PS	PS	PS	PS	-	-	1/36	0/0	0	0			
B.J. Finney	X	P	P	P	X	P	X	X	SI	P	RG	LG	SI	IR	IR	-	-	7/72	2/15	4	2				
Minkah Fitzpatrick	FS	FS	FS	FS	FS	FS	FS	FS	FS	R/C19	FS	FS	FS	FS	FS	FS	-	-	14/62	14/57	0	0			
Pat Freiermuth	TE	TE	P	TE	P	P	TE	TE	TE	TE	TE	TE	P	TE	SI	-	-	14/14	9/9	0	1				
Zach Gentry	P	P	TE	P	TE	TE	TE	TE	P	TE	TE	TE	TE	TE	TE	TE	-	-	15/21	10/11	0	0			
Ulysees Gilbert III	P	P	P	P	P	P	P	P	P	P	P	P	P	P	P	-	-	15/26	0/0	0	0				
Chaz Green	PS	PS	PS	P	PS	PS	PS	PS	PS	PS	PS	P	X	PS	PS	-	-	2/39	0/8	1	0				
Kendrick Green	C	C	C	C	C	C	C	C	C	C	C	C	C	C	C	-	-	15/15	15/15	0	0				
Joe Haden	LCB	SI	LCB	LCB	LCB	LCB	LCB	LCB	LCB	SI	SI	SI	SI	LCB	LCB	-	-	10/156	10/147	0	5				
Joe Haeg	P	P	P	LT	P	P	X	X	P	P	X	R/C19	R/C19	P	P	-	-	10/77	1/39	3	0				
Najee Harris	RB	RB	RB	RB	RB	RB	RB	RB	RB	RB	RB	RB	RB	RB	RB	-	-	15/15	15/15	0	0				
Pressley Harvin III	P	P	P	P	P	P	P	P	P	P	P	P	P	P	SI	-	-	14/14	0/0	0	1				
Dwayne Haskins	SI	SI	SI	SI	SI	SI	SI	SI	X	SI	SI	SI	SI	SI	SI	-	-	0/16	0/13	1	14				
J.C. Hassenauer	P	P	P	P	P	P	P	P	C	IR	IR	IR	IR	IR	P	-	-	11/26	1/5	0	0				
Cameron Heyward	DT	DT	DT	DT	DT	DT	DT	DT	DT	DT	DT	DT	DT	DT	DT	-	-	15/164	15/129	0	0				
Alex Highsmith	ROLB	ROLB	SI	ROLB	ROLB	ROLB	ROLB	ROLB	ROLB	ROLB	ROLB	ROLB	ROLB	ROLB	ROLB	ROLB	-	-	14/30	14/19	0	1			
Buddy Johnson	P	P	X	SI	SI	SI	SI	SI	SI	SI	SI	P	P	P	SI	SI	-	-	4/4	0/0	1	10			
Diontae Johnson	WR	WR	SI	WR	WR	WR	WR	P	WR	WR	WR	WR	WR	WR	WR	WR	-	-	14/45	13/38	0	1			
Karl Joseph	PS	PS	PS	PS	P	PS	PS	PS	PS	P	PS	PS	PS	PS	PS	PS	-	-	2/65	0/49	0	0			
Miles Killebrew	P	P	P	P	P	P	P	P	P	P	P	P	P	P	P	-	-	15/93	0/4	0	0				
Christian Kuntz	P	P	P	P	P	P	P	P	P	P	P	P	P	P	P	-	-	15/15	0/0	0	0				
Justin Layne	P	P	P	P	P	P	P	P	P	P	P	P	P	P	P	-	-	15/41	0/0	0	0				
John Legue	PS	PS	PS	PS	PS	PS	PS	PS	PS	PS	X	P	LG	LG	LG	-	-	4/4	3/3	1	0				
Isaiah Loudermilk	SI	P	P	P	P	P	P	P	P	SI	P	P	P	P	P	DT	-	-	13/13	1/1	0	2			
Arthur Maulet	P	P	P	P	RCB	P	P	P	P	P	P	P	P	P	P	RCB	-	-	15/49	2/14	0	0			
Ray-Ray McCloud	P	P	P	P	P	P	WR	P	WR	P	R/C19	P	WR	P	WR	-	-	14/46	4/7	0	0				
Anthony McFarland Jr.	IR	IR	IR	IR	IRD	P	SI	SI	SI	P	SI	SI	SI	SI	R/C19	-	-	2/13	0/0	0	6				
Henry Mondeaux	PS	Active	P	P	P	P	P	P	P	P	NT	P	P	P	P	-	-	13/24	2/2	0	0				
Dan Moore Jr.	LT	LT	LT	LT	LT	LT	LT	LT	LT	LT	LT	LT	LT	LT	LT	LT	-	-	15/15	15/15	0	0			
Tre Norwood	FS	P	P	P	P	P	P	P	FS	FS	P	P	P	P	P	-	-	15/15	3/3	0	0				
Chukwuma Okorafor	RT	RT	RT	SI	RT	RT	RT	RT	RT	RT	RT	RT	RT	RT	RT	RT	-	-	14/44	14/33	0	1			
James Pierre	P	RCB	P	P	RCB	P	P	P	P	RCB	RCB	P	P	P	P	-	-	15/31	4/4	0	0				
Malcolm Pridgeon	PS	PS	PS	PS	PS	PS	PS	PS	PS	PS	PS	PS	PS	PS	PS	PS/C19	-	-	0/0	0/0	0	0			
Kevin Rader	PS	PS	PS	PS	PS	PS	PS	P	PS	PS	SI	P	P	P	SI	-	-	4/5	0/1	0	2				
Ben Roethlisberger	QB	QB	QB	QB	QB	QB	QB	QB	R/C19	QB	QB	QB	QB	QB	QB	QB	-	-	14/247	14/245	0	0			
Mason Rudolph	X	X	X	X	X	X	X	X	X	QB	X	X	X	X	X	-	-	2/17	1/10	13	0				
Joe Schobert	RILB	RILB	RILB	RILB	RILB	RILB	RILB	RILB	RILB	RILB	RILB	RILB	RILB	RILB	RILB	RILB	-	-	15/92	15/80	0	0			
Delontae Scott	PS	PS	PS	PS	PS	PS	PS	PS	P	PS	PS	PS	PS	PS	PS	PS	-	-	1/1	0/0	0	0			
John Simon	A	A	A	A	A	A	A	A	A	A	A	A	A	Active	Active	-	-	0/16	0/0	0	0				
John Simon	A	A	A	A	A	A	A	A	A	A	A	A	A	PS	P	-	-	1/100	0/52	0	0				
Steven Sims	PS	PS	PS	PS	PS	PS	PS	PS	P	PS	PS	PS	PS	PS	PS	PS/C19	-	-	1/29	0/4	0	0			
Juju Smith-Schuster	WR	WR	WR	WR	WR	IR	IR	IR	IR	IR	IR	IR	IR	IR	IR	IR	-	-	5/63	5/51	0	0			
Benny Snell Jr.	P	P	P	P	P	P	P	P	P	P	P	P	P	P	P	-	-	15/44	0/5	0	0				
Robert Spillane	SI	RILB	P	P	P	P	P	P	P	P	P	R/C19	SI	P	RILB	-	-	12/34	2/9	0	2				
Donovan Stiner	PS	PS	PS	PS	PS	PS	PS	PS	PS	PS	PS	PS	PS	PS	PS	PS	-	-	0/0	0/0	0	0			
Cameron Sutton	RCB	RCB	RCB	RCB	SI	RCB	RCB	RCB	RCB	RCB	RCB	RCB	RCB	RCB	RCB	RCB	-	-	14/66	14/22	0	1			
Stephon Tuitt	IR	IR	IR	IR	IR	IR	IR	IR	IR	IR	IR	IR	IR	IR	IR	IR	-	-	0/91	0/79	0	0			
Trai Turner	RG	RG	RG	RG	RG	RG	RG	RG	RG	RG	RG	RG	RG	RG	RG	RG	-	-	15/108	15/104	0	0			
Derrek Tuszka	PS	PS	P	P	P	P	P	P	P	P	P	P	P	P	P	-	-	13/22	0/0	0	0				
Tyler Vaughns	PS	PS	PS	PS	PS	PS	PS	PS	PS	PS	PS	PS	PS	PS	PS	PS	-	-	0/0	0/0	0	0			
James Washington	P	P	WR	P	SI	P	P	P	WR	P	P	P	P	P	P	-	-	14/59	2/25	0	1				
Derrek Watt	P	P	P	P	P	FB	P	FB	P	P	P	P	P	P	P	-	-	15/91	3/16	0	0				
T.J. Watt	LOLB	LOLB	SI	LOLB	LOLB	LOLB	LOLB	LOLB	LOLB	SI	LOLB	LOLB	LOLB	LOLB	LOLB	-	-	13/75	13/75	0	2				
Cody White	PS	PS	P	P	P	P	P	P	P	P	P	P	P	P	P	-	-	0/13	0/0	0	0				
Vince Williams	RET	RET	RET	RET	RET	RET	RET	RET	RET	RET	RET	RET	RET	RET	RET	RET	-	-	13/21	0/69	0	0			
Ahkelio Witherspoon	SI	P	SI	SI	SI	SI	SI	SI	SI	P	P	P	P	P	LCB	-	-	7/54	1/34	0	8				
Chris Wormley	P	DE	DE	DE	DE	DE	DE	DE	DE	DE	DE	DE	DE	DE	DE	X	-	-	14/66	13/29	0	1			

INDIVIDUAL SINGLE-GAME HIGHS			OPPONENT	DATE
<b>RUSHING</b>				
Rushing Yards	122	Najee Harris	vs. Broncos	10/10
Rushing Attempts	26	Najee Harris	vs. Lions	11/14
		Najee Harris	at Browns	10/31
Rushing Average	5.3	Najee Harris	vs. Broncos	10/10
Rushing Touchdowns	1	Ben Roethlisberger	vs. Titans	12/19
		Najee Harris	at Vikings	12/09
		Najee Harris	at Chargers	11/21
		Najee Harris	vs. Bears	11/08
		Najee Harris	at Browns	10/31
		Eric Ebron	vs. Seahawks	10/17
		Najee Harris	vs. Broncos	10/10
		Najee Harris	at Packers	10/03
		JuJu Smith-Schuster	vs. Raiders	09/19
<b>RECEIVING</b>				
Pass Receptions	14	Najee Harris	vs. Bengals	09/26
Receiving Yards	130	Chase Claypool	vs. Broncos	10/10
Touchdown Receptions	2	Diontae Johnson	vs. Ravens	12/05
		Pat Freiermuth	vs. Bears	11/08
<b>PASSING</b>				
Passes Attempted	58	Ben Roethlisberger	vs. Bengals	09/26
Passes Completed	38	Ben Roethlisberger	vs. Bengals	09/26
Completion Percentage	72.5	Ben Roethlisberger	vs. Seahawks	10/17
Passing Yards	318	Ben Roethlisberger	vs. Bengals	09/26
Yards Per Attempt	10.1	Ben Roethlisberger	vs. Broncos	10/10
Touchdown Passes	3	Ben Roethlisberger	at Vikings	12/09
		Ben Roethlisberger	at Chargers	11/21
Interceptions Thrown	2	Ben Roethlisberger	at Bengals	11/28
		Ben Roethlisberger	vs. Bengals	09/26
<b>PUNT RETURNS</b>				
Punt Returns	6	Ray-Ray McCloud	vs. Lions	11/14
Punt Return Yards	54	Ray-Ray McCloud	vs. Lions	11/14
<b>KICKOFF RETURNS</b>				
Kickoff Returns	4	Ray-Ray McCloud	vs. Raiders	09/19
Kickoff Return Yards	99	Ray-Ray McCloud	at Packers	10/03
<b>PUNTS</b>				
Punts	7	Pressley Harvin III	vs. Seahawks	10/17
Punts Inside the 20	4	Pressley Harvin III	vs. Seahawks	10/17
Punting Average	60.5	Corliss Waltman	at Chiefs	12/26
<b>INTERCEPTIONS</b>				
Interceptions Made	2	Ahkello Witherspoon	at Vikings	12/09
INT Return Yards	45	Ahkello Witherspoon	at Vikings	12/09
<b>TACKLES</b>				
Tackles	14	Minkah Fitzpatrick	vs. Titans	12/19
Sacks	3.5	T.J. Watt	vs. Ravens	12/05
<b>SCORING</b>				
Touchdowns	2	Najee Harris	at Vikings	12/09
		Diontae Johnson	vs. Ravens	12/05
		Pat Freiermuth	vs. Bears	11/08
Field Goals Attempted	5	Chris Boswell	vs. Titans	12/19
Field Goals Made	4	Chris Boswell	vs. Titans	12/19
<b>MISC. YARDS</b>				
Yards From Scrimmage	142	Najee Harris	vs. Broncos	10/10
		Najee Harris	vs. Bengals	09/26
Combined Net Yards	152	Ray-Ray McCloud	vs. Lions	11/14
<b>LONGEST PLAYS</b>			OPPONENT	DATE
<b>RUSHING</b>				
Run From Scrimmage	26	Mason Rudolph	vs. Lions	11/14
Touchdown Run	10	Najee Harris	vs. Bears	11/08
<b>RECEIVING</b>				
Pass Reception	59	Chase Claypool	vs. Broncos	10/10
Touchdown Reception	50	Diontae Johnson	vs. Broncos	10/10
<b>PASSING</b>				
Passing Long	59	Ben Roethlisberger	vs. Broncos	10/10
Touchdown Pass Long	50	Ben Roethlisberger	vs. Broncos	10/10
<b>RETURNS</b>				
Punt Return	20	Ray-Ray McCloud	at Chiefs	12/26
Kickoff Return	40	Ray-Ray McCloud	at Packers	10/03
Interception Return	41	Ahkello Witherspoon	at Vikings	12/09
<b>KICKING</b>				
Punt	64	Pressley Harvin III	vs. Ravens	12/05
Field Goal	56	Chris Boswell	vs. Raiders	09/19
Field Goal Attempt	56	Chris Boswell	vs. Titans	12/19
		Chris Boswell	vs. Raiders	09/19

OPPONENT SINGLE-GAME HIGHS			OPPONENT	DATE
<b>RUSHING</b>				
Rushing Yards	205	Dalvin Cook	at Vikings	12/09
Rushing Attempts	33	D'Andre Swift	vs. Lions	11/14
Rushing Average	10.0	Justin Herbert	at Chargers	11/21
Rushing Touchdowns	2	Dalvin Cook	at Vikings	12/09
		Joe Mixon	at Bengals	11/28
		Austin Ekeler	at Chargers	11/21
<b>RECEIVING</b>				
Pass Receptions	9	Keenan Allen	at Chargers	11/21
		Stefon Diggs	at Bills	09/12
Receiving Yards	120	Courtland Sutton	vs. Broncos	10/10
Touchdown Receptions	2	Byron Pringle	at Chiefs	12/26
		Austin Ekeler	at Chargers	11/21
		Randall Cobb	at Packers	10/03
		Ja'Marr Chase	vs. Bengals	09/26
<b>PASSING</b>				
Passes Attempted	51	Josh Allen	at Bills	09/12
Passes Completed	30	Justin Herbert	at Chargers	11/21
		Josh Allen	at Bills	09/12
Completion Percentage	83.3	Joe Burrow	at Bengals	11/28
Passing Yards	382	Justin Herbert	at Chargers	11/21
		Derek Carr	vs. Raiders	09/19
Yards Per Attempt	10.3	Derek Carr	vs. Raiders	09/19
Touchdown Passes	3	Patrick Mahomes	at Chiefs	12/26
		Justin Herbert	at Chargers	11/21
		Joe Burrow	vs. Bengals	09/26
Interceptions Thrown	2	Kirk Cousins	at Vikings	12/09
<b>PUNT RETURNS</b>				
Punt Returns	3	Dede Westbrook	at Vikings	12/09
		Kalif Raymond	vs. Lions	11/14
Punt Return Yards	71	Kalif Raymond	vs. Lions	11/14
<b>KICKOFF RETURNS</b>				
Kickoff Returns	6	Jakeem Grant Sr.	vs. Bears	11/08
Kickoff Return Yards	143	Isaiah McKenzie	at Bills	09/12
<b>PUNTS</b>				
Punts	10	Jack Fox	vs. Lions	11/14
Punts Inside the 20	4	Sam Martin	vs. Broncos	10/10
Punting Average	50.8	Sam Koch	vs. Ravens	12/05
<b>INTERCEPTIONS</b>				
Interceptions Made	2	Logan Wilson	vs. Bengals	09/26
INT Return Yards	50	Eli Apple	at Bengals	11/28
<b>TACKLES</b>				
Tackles	14	Jordyn Brooks	vs. Seahawks	10/17
		Bobby Wagner	vs. Seahawks	10/17
		Logan Wilson	vs. Bengals	09/26
Sacks	2.0	Solomon Thomas	vs. Raiders	09/19
<b>SCORING</b>				
Touchdowns	4	Austin Ekeler	at Chargers	11/21
Field Goals Attempted	4	Elliott Fry	at Chiefs	12/26
		Greg Joseph	at Vikings	12/09
		Daniel Carlson	vs. Raiders	09/19
Field Goals Made	4	Daniel Carlson	vs. Raiders	09/19
<b>MISC. YARDS</b>				
Yards From Scrimmage	222	Dalvin Cook	at Vikings	12/09
Combined Net Yards	222	Dalvin Cook	at Vikings	12/09
<b>OPPONENTS LONGEST PLAYS</b>			OPPONENT	DATE
<b>RUSHING</b>				
Run From Scrimmage	49	Javonte Williams	vs. Broncos	10/10
Touchdown Run	42	Godwin Igwebuike	vs. Lions	11/14
<b>RECEIVING</b>				
Pass Reception	62	K.J. Osborn	at Vikings	12/09
Touchdown Reception	62	K.J. Osborn	at Vikings	12/09
<b>PASSING</b>				
Passing Long	62	Kirk Cousins	at Vikings	12/09
Touchdown Pass Long	62	Kirk Cousins	at Vikings	12/09
<b>RETURNS</b>				
Longest Opponent's Fumble Return	25	DeAndre Houston-Carson	vs. Bears	11/08
Punt Return	55	Chester Rogers	vs. Titans	12/19
Kickoff Return	75	Isaiah McKenzie	at Bills	09/12
Interception Return	50	Eli Apple	at Bengals	11/28
Longest INT Return for TD	24	Mike Hilton	at Bengals	11/28
<b>KICKING</b>				
Punt	65	Michael Dickson	vs. Seahawks	10/17
Field Goal	51	Evan McPherson	at Bengals	11/28
Field Goal Attempt	65	Cairo Santos	vs. Bears	11/08

## 2021 REGULAR SEASON BIG YARDAGE GAMES

100-YARD PASS RECEIVERS							
DATE	OPPONENT	PLAYER	REC.	YDS.	AVG.	LG	TD
9/19	vs. Raiders	Diontae Johnson	9	105	11.7	41	0
9/26	vs. Bengals	Najee Harris	14	102	7.3	21	0
10/10	vs. Broncos	Chase Claypool	5	130	26.0	59	1
11/21	at Chargers	Diontae Johnson	7	101	14.4	32	1
12/5	vs. Ravens	Diontae Johnson	8	105	13.1	29T	2

## 100-YARD RUSHERS

DATE	OPPONENT	PLAYER	ATT.	YDS.	AVG.	LG	TD
10/10	vs. Broncos	Najee Harris	23	122	5.3	20	1
11/14	vs. Lions	Najee Harris	26	105	4.0	12	0

## 300-YARD PASSERS

DATE	OPPONENT	PLAYER	ATT.	YDS.	COMP.	LG	TD
9/26	vs. Bengals	Ben Roethlisberger	58	318	38	29	1
12/9	at Vikings	Ben Roethlisberger	40	308	28	38	3

## 2021 OPPONENTS BIG YARDAGE GAMES

100-YARD PASS RECEIVERS							
DATE	OPPONENT	PLAYER	REC.	YDS.	AVG.	LG	TD
9/19	vs. Raiders	Henry Ruggs III	5	113	22.6	61T	1
10/10	vs. Broncos	Courtland Sutton	7	120	17.1	39T	1
11/21	at Chargers	Keenan Allen	9	112	12.4	30	0
11/28	at Bengals	Tee Higgins	6	114	19.0	32T	1

## 100-YARD RUSHERS

DATE	OPPONENT	PLAYER	ATT.	YDS.	AVG.	LG	TD
10/17	vs. Seahawks	Alex Collins	20	101	5.1	21	1
11/14	vs. Lions	D'Andre Swift	33	130	3.9	21	0
11/28	at Bengals	Joe Mixon	28	165	5.9	32	2
12/9	at Vikings	Dalvin Cook	27	205	7.6	30	2
12/19	vs. Titans	D'Onta Foreman	22	108	4.9	20	0

## 300-YARD PASSERS

DATE	OPPONENT	PLAYER	ATT.	YDS.	COMP.	LG	TD
9/19	vs. Raiders	Derek Carr	37	382	28	61T	2
11/21	at Chargers	Justin Herbert	41	382	30	53T	3

2021 REGULAR SEASON - BIG PASS PLAYS (20+ YARDS)												
DATE	OPPONENT	QTR	STEELERS PLAYER	YDS.	DOWN	RESULT	QTR	OPP. PLAYER	YDS.	DOWN	RESULT	
09/12	at Buffalo	3	B. Roethlisberger -> C. Claypool	22	1-10-BUF 34	Field Goal	2	J. Allen -> G. Davis	37	3-5-BUF 27	Touchdown	
		3	B. Roethlisberger -> P. Freiermuth	24	2-10-PIT 47	Field Goal						
		4	B. Roethlisberger -> J. Smith-Schuster	24	2-7-PIT 33	Field Goal						
09/19	Las Vegas	2	B. Roethlisberger -> D. Johnson	41	3-8-LV 46	Touchdown	2	D. Carr -> F. Moreau	25	1-10-LV 48	Field Goal	
		4	B. Roethlisberger -> C. Claypool	52	2-7-PIT 23	Touchdown	3	D. Carr -> H. Renfrow	23	3-9-LV 37	Touchdown	
		4	B. Roethlisberger -> N. Harris	25T	3-10-LV 25	Touchdown	3	D. Carr -> H. Ruggs III	30	2-9-PIT 39	Touchdown	
							4	D. Carr -> H. Ruggs III	61T	3-10-LV 39	Touchdown	
09/26	Cincinnati	3	B. Roethlisberger -> N. Harris	21	2-9-PIT 40	Missed FG	2	J. Burrow -> J. Chase	34T	1-10-PIT 34	Touchdown	
		4	B. Roethlisberger -> R. McCloud	24	3-5-PIT 24	Field Goal						
		4	B. Roethlisberger -> C. Claypool	29	2-5-PIT 48	Downs						
10/03	at Green Bay	1	B. Roethlisberger -> D. Johnson	45T	3-4-GB 45	Touchdown	1	A. Rodgers -> D. Adams	21	2-7-GB 38	Punt	
		4	B. Roethlisberger -> J. Washington	30	2-10-GB 39	Touchdown	2	A. Rodgers -> R. Cobb	23T	3-10-PIT 23	Touchdown	
							3	A. Rodgers -> R. Cobb	25	3-7-GB 28	Field Goal	
							3	A. Rodgers -> A. Jones	26	2-10-PIT 37	Field Goal	
10/10	Denver	1	B. Roethlisberger -> C. Claypool	23	3-1-PIT 24	Touchdown	3	A. Rodgers -> A. Lazard	28	1-10-GB 33	Fumble	
		1	B. Roethlisberger -> D. Johnson	50T	3-7-50	Touchdown	4	T. Bridgewater -> C. Sutton	25	4-2-PIT 28	Touchdown	
		2	B. Roethlisberger -> C. Claypool	59	2-7-PIT 28	Touchdown	4	T. Bridgewater -> C. Sutton	39T	1-10-PIT 39	Touchdown	
		4	B. Roethlisberger -> D. Johnson	22	2-8-PIT 27	Field Goal	4	T. Bridgewater -> T. Patrick	23	2-10-DEN 25	Interception	
10/17	Seattle	3	B. Roethlisberger -> D. Johnson	23	1-10-SEA 40	Field Goal	3	T. Bridgewater -> K. Hinton	23	3-5-PIT 32	Interception	
							1	G. Smith -> T. Homer	27	3-8-SEA 18	Punt	
							3	G. Smith -> G. Everett	41	2-7-PIT 43	Touchdown	
							5	G. Smith -> T. Lockett	21	2-9-SEA 28	Punt	
10/31	at Cleveland	3	B. Roethlisberger -> P. Freiermuth	22	2-9-CLE 34	Touchdown	3	B. Mayfield -> H. Bryant	21	1-10-PIT 43	Touchdown	
		3	B. Roethlisberger -> N. Harris	20	2-7-PIT 33	Touchdown	4	B. Mayfield -> D. Njoku	24	1-10-CLE 20	Fumble	
		4	B. Roethlisberger -> Z. Gentry	24	1-20-CLE 40	Touchdown						
		4	B. Roethlisberger -> D. Johnson	50	2-8-PIT 28	Downs						
11/08	Chicago	1	B. Roethlisberger -> C. Claypool	26	3-7-PIT 49	Touchdown	2	J. Fields -> C. Kmet	25	1-10-CHI 48	Punt	
		3	B. Roethlisberger -> J. Washington	42	1-10-PIT 25	Touchdown	2	J. Fields -> C. Kmet	21	2-2-PIT 31	Field Goal	
		4	B. Roethlisberger -> D. Johnson	22	1-5-PIT 46	Field Goal	3	J. Fields -> M. Goodwin	50	1-10-CHI 36	Field Goal	
							3	J. Fields -> D. Mooney	20	2-5-CHI 35	Touchdown	
11/14	Detroit						4	J. Fields -> J. Graham	28	2-8-PIT 43	Touchdown	
							4	J. Fields -> A. Robinson II	39	3-2-CHI 45	Touchdown	
		2	M. Rudolph -> D. Johnson	20	3-8-PIT 27	Field Goal	5	J. Goff -> A. St. Brown	30	1-10-DET 26	Punt	
		5	M. Rudolph -> D. Johnson	36	2-8-PIT 19	Fumble	5	J. Goff -> K. Raymond-12 -> D. Swift-2	22	1-10-DET 38	End Game	
11/21	at L.A. Chargers	2	B. Roethlisberger -> C. Claypool	37	1-10-LAC 42	Downs	1	J. Herbert -> M. Williams	22	3-14-LAC 23	Touchdown	
		2	B. Roethlisberger -> D. Johnson	22	2-10-PIT 48	Touchdown	3	J. Herbert -> K. Allen	30	3-13-LAC 27	Touchdown	
		3	B. Roethlisberger -> C. Claypool	28	3-2-PIT 33	Field Goal	4	J. Herbert -> M. Williams	53T	1-10-LAC 47	Touchdown	
		4	B. Roethlisberger -> D. Johnson	32	3-5-PIT 41	Touchdown						
11/28	at Cincinnati	1	B. Roethlisberger -> C. Claypool	41	1-10-PIT 25	Field Goal	2	J. Burrow -> T. Higgins	32T	1-10-PIT 32	Touchdown	
		4	B. Roethlisberger -> C. Claypool	30	3-10-PIT 23	Punt						
12/05	Baltimore	4	B. Roethlisberger -> C. Claypool	40	3-1-PIT 31	Touchdown	2	L. Jackson -> M. Andrews	29	3-6-PIT 32	Touchdown	
		4	B. Roethlisberger -> D. Johnson	29T	1-10-BAL 29	Touchdown						
		4	B. Roethlisberger -> D. Johnson	25	2-9-PIT 26	Field Goal						
12/09	at Minnesota	3	B. Roethlisberger -> J. Washington	29	1-10-PIT 36	Touchdown	2	K. Cousins -> J. Jefferson	22	1-10-MIN 22	Touchdown	
		4	B. Roethlisberger -> D. Johnson	37	2-8-PIT 33	Touchdown						
		4	B. Roethlisberger -> J. Washington	30T	1-10-MIN 30	Touchdown						
		4	B. Roethlisberger -> C. Claypool	38	2-4-PIT 10	End Game						
12/19	Tennessee		NONE					NONE				
12/26	at Kansas City	2	B. Roethlisberger -> C. Claypool	24	3-8-PIT 48	Missed FG	2	P. Mahomes -> D. Gore	50	2-7-KC 39	Touchdown	
01/03	Cleveland	--	--	--	--	--	--	--	--	--	--	--
01/09	at Baltimore	--	--	--	--	--	--	--	--	--	--	--
TOTALS		39	- 1,218 (31.2), 5 TDS				39	- 1,181 (30.3), 7 TDS				

2021 REGULAR SEASON - BIG RUN PLAYS (10+ YARDS)											
DATE	OPPONENT	QTR	STEELERS PLAYER	YDS.	DOWN	RESULT	QTR	OPP. PLAYER	YDS.	DOWN	RESULT
09/12	at Buffalo	3	Chase Claypool	25	2-10-BUF 29	Field Goal	3	Josh Allen	11	3-8-BUF 39	Downs
		4	Najee Harris	18	1-10-BUF 23	Touchdown	4	Devin Singletary	15	2-4- 50	Field Goal
							4	Devin Singletary	25	1-10-PIT 35	Field Goal
09/19	Las Vegas	1	Najee Harris	14	2-10-PIT 8	Interception	4	Peyton Barber	11	1-10-LV 24	Punt
		2	Najee Harris	14	1-10-PIT 38	Touchdown	4	Peyton Barber	13	1-10-PIT 45	Field Goal
09/26	Cincinnati	2	Najee Harris	20	1-17-PIT 29	Touchdown	2	Joe Mixon	27	1-10-CIN 19	Punt
							3	Joe Mixon	11	1-10-CIN 20	Field Goal
							3	Joe Mixon	11	1-10-CIN 45	Field Goal
10/03	at Green Bay	1	Najee Harris	10	2-7-PIT 28	Touchdown	2	Aaron Jones	15	1-10-GB 16	Field Goal
		3	Najee Harris	11	2-7-PIT 39	Downs	3	AJ Dillon	25	2-7-PIT 26	Touchdown
10/10	Denver	2	Najee Harris	20	2-5-DEN 47	Field Goal	2	Javonte Williams	49	3-1-DEN 49	Field Goal
		2	Najee Harris	13	2-12-PIT 8	End Half	4	Javonte Williams	10	1-10-PIT 46	Touchdown
		3	Najee Harris	18	2-5-PIT 19	Touchdown	4	Teddy Bridgewater	11	2-13-PIT 13	Touchdown
10/17	Seattle	2	Diontae Johnson	25	2-9-SEA 42	Touchdown	3	Alex Collins	11	2-5-SEA 30	Touchdown
		4	Najee Harris	10	1-10-PIT 17	Fumble	3	Alex Collins	21	1-10-SEA 41	Touchdown
		4	Kalen Ballage	11	1-10-PIT 27	Fumble	3	Alex Collins	14	1-10-SEA 42	Field Goal
		4	Najee Harris	10	1-10-PIT 49	Field Goal	3	Travis Homer	26	3-7-PIT 41	Field Goal
						4	DeeJay Dallas	10	1-20-PIT 45	Punt	
10/31	at Cleveland	2	Ray-Ray McCloud	10	1-10-CLE 18	Field Goal	1	Nick Chubb	14	2-4-CLE 31	Field Goal
		2	Najee Harris	11	2-7-PIT 40	Downs	2	D'Ernest Johnson	11	3-15-CLE 23	Punt
		2	Chase Claypool	16	1-10-CLE 39	Downs	3	Nick Chubb	21	1-10-CLE 14	Touchdown
						3	D'Ernest Johnson	10	2-10-PIT 10	Touchdown	
						4	Nick Chubb	12	1-10-CLE 39	Downs	
11/08	Chicago	1	James Washington	12	2-7-CHI 22	Touchdown	1	David Montgomery	21	1-10-CHI 12	Interception
		1	Najee Harris	10	1-10-CHI 10	Touchdown	3	David Montgomery	10	1-10-CHI 26	Field Goal
		3	Diontae Johnson	11	2-12-CHI 35	Touchdown	3	David Montgomery	12	1-10-CHI 18	Touchdown
		3	Chase Claypool	11	1-10-CHI 23	Touchdown	4	Darnell Mooney	15	1-10-PIT 15	Touchdown
		4	Najee Harris	13	1-10-PIT 25	Field Goal					
11/14	Detroit	1	Najee Harris	11	1-10-DET 22	Touchdown	2	Jermar Jefferson	28	1-10-PIT 28	Touchdown
		2	Najee Harris	12	2-7-DET 19	Field Goal	2	D'Andre Swift	15	1-10-DET 31	Field Goal
		3	Mason Rudolph	26	1-10-PIT 26	Field Goal	2	D'Andre Swift	10	4-1-PIT 45	Field Goal
		3	Mason Rudolph	11	3-6-DET 16	Field Goal	2	D'Andre Swift	21	3-3-PIT 28	Field Goal
						3	D'Andre Swift	16	1-10-DET 15	Touchdown	
						3	D'Andre Swift	12	3-9-DET 32	Touchdown	
						3	Godwin Igwebuike	14	1-10-DET 44	Touchdown	
						3	Godwin Igwebuike	42	1-10-PIT 42	Touchdown	
11/21	at L.A. Chargers	2	Najee Harris	12	1-10-PIT 36	Touchdown	2	Austin Ekeler	10	1-10-LAC 2	Touchdown
							2	Justin Herbert	18	3-6-LAC 28	Touchdown
							2	Justin Herbert	18	1-10-PIT 42	Touchdown
							3	Austin Ekeler	12	1-10-PIT 29	Touchdown
						3	Justin Herbert	13	3-5-PIT 43	Field Goal	
						4	Justin Herbert	36	3-5-PIT 47	Touchdown	
11/28	at Cincinnati	4	Kalen Ballage	13	2-4-PIT 42	End Game	1	Joe Mixon	25	2-5-CIN 30	Touchdown
							3	Joe Mixon	32	1-10-CIN 35	Touchdown
							4	Chris Evans	13	3-8-CIN 9	Punt
12/05	Baltimore	4	Najee Harris	13	2-1-BAL 47	Touchdown	1	Lamar Jackson	12	2-9-BAL 40	Interception
							1	Devonta Freeman	18	2-10-PIT 32	Interception
							3	Lamar Jackson	13	2-12-PIT 31	Field Goal
12/09	at Minnesota	3	Najee Harris	23	2-6-PIT 19	Interception	1	Dalvin Cook	20	1-10-MIN 38	Missed FG
		3	Najee Harris	11	1-10-MIN 22	Touchdown	1	Dalvin Cook	30	2-10-MIN 39	Touchdown
		3	Najee Harris	13	1-10-MIN 42	Touchdown	1	Alexander Mattison	14	1-10-PIT 31	Touchdown
							1	Dalvin Cook	16	2-7-PIT 36	Field Goal
						2	Dalvin Cook	15	1-10-MIN 44	Touchdown	
						2	Dalvin Cook	29	1-10-PIT 29	Touchdown	
						3	Dalvin Cook	14	2-3-PIT 23	Field Goal	
						4	Kirk Cousins	11	3-5-MIN 44	Interception	
12/19	Tennessee	1	Diontae Johnson	10	1-10-PIT 28	Punt	3	D'Onta Foreman	12	2-1-TEN 34	Punt
							3	Dontrell Hilliard	10	2-7-TEN 23	Punt
							4	Dontrell Hilliard	15	1-10-TEN 25	Interception
							4	Ryan Tannehill	11	1-10-TEN 25	Fumble
						4	D'Onta Foreman	20	1-10-TEN 25	Downs	
12/26	at Kansas City	2	Najee Harris	21	1-10-PIT 25	Missed FG	2	Darrel Williams	12	1-10-KC 35	Field Goal
		4	Najee Harris	11	2-8-KC 32	Touchdown	3	Derrick Gore	10	1-10-KC 25	Field Goal
		4	Mason Rudolph	17	2-10- 50	End Game					
01/03	Cleveland	--	--	--	--	--	--	--	--	--	--
01/09	at Baltimore	--	--	--	--	--	--	--	--	--	--
TOTALS		36 - 517 (14.4), 1 TDS				62 - 1,059 (17.1), 5 TDS					

DATE	OPPONENT	RUSHES				RECEPTIONS				RETURNS			
		GAIN	PLAYER	QTR	RESULT	GAIN	PLAYER	QTR	RESULT	GAIN	PLAYER	QTR	RESULT
09/12	at Buffalo	25 18	Chase Claypool Najee Harris	3 4	FG TD	22 24 24	Chase Claypool Pat Freiermuth JuJu Smith-Schuster	3 3 4	FG FG FG				
09/19	Las Vegas	14 14	Najee Harris Najee Harris	1 2	INT TD	41 52 25t	Diontae Johnson Chase Claypool Najee Harris	2 4 4	TD TD TD				
09/26	Cincinnati	20	Najee Harris	2	TD	21 24 29	Najee Harris Ray-Ray McCloud Chase Claypool	3 4 4	Miss FG FG Downs				
10/03	at Green Bay	10 11	Najee Harris Najee Harris	1 3	TD Downs	45t 30	Diontae Johnson James Washington	1 4	TD TD	38 40	Ray-Ray McCloud (KR) Ray-Ray McCloud (KR)	2 3	Half Downs
10/10	Denver	20 13 18	Najee Harris Najee Harris Najee Harris	2 2 3	FG Half TD	23 50t 59 22	Chase Claypool Diontae Johnson Chase Claypool Diontae Johnson	1' 1' 2 4	TD TD TD FG				
10/17	Seattle	25 10 11 11	Diontae Johnson Najee Harris Kalen Ballage Najee Harris	2 4' 4' 4	TD Fumble Fumble FG	23	Diontae Johnson	3	FG	37	Ray-Ray McCloud (KR)	1	Punt
10/31	at Cleveland	10 11 16	Ray-Ray McCloud Najee Harris Chase Claypool	2 2' 2	FG Downs Downs	22 20 24 50	Pat Freiermuth Najee Harris Zach Gentry Diontae Johnson	3 3' 4' 4	TD TD TD Downs				
11/08	Chicago	12 10t 11 11 13	James Washington Najee Harris Diontae Johnson Chase Claypool Najee Harris	1' 1' 3' 3' 4	TD TD TD TD FG	26 42 22	Chase Claypool James Washington Diontae Johnson	1 3 4	TD TD FG				
11/14	Detroit	11 12 26 11	Najee Harris Najee Harris Mason Rudolph Mason Rudolph	1 2 3' 3	TD FG FG FG	20 36	Diontae Johnson Diontae Johnson	2 5	FG Fumble				
11/21	at L.A. Chargers	12	Najee Harris	2	TD	37 22 28 32	Chase Claypool Diontae Johnson Chase Claypool Diontae Johnson	2 2 3 4	Downs TD FG TD	30 33	Ray-Ray McCloud (KR) Ray-Ray McCloud (KR)	2 2	TD Half
11/28	at Cincinnati	13	Kalen Ballage	4	Game	41 30	Chase Claypool Chase Claypool	1 4	FG Punt				
12/05	Baltimore	13	Najee Harris	4	TD	40 29t 25	Chase Claypool Diontae Johnson Diontae Johnson	4' 4' 4	TD TD FG				
12/09	at Minnesota	23 11 13	Najee Harris Najee Harris Najee Harris	3 3 3	INT TD TD	29 37 30t 38	James Washington Diontae Johnson James Washington Chase Claypool	3 4' 4' 4	TD TD TD Game	41	Ahkello Witherspoon (INT)	4	INT
12/19	Tennessee	10	Diontae Johnson	1	Punt								
12/26	at Kansas City	21 11 17	Najee Harris Najee Harris Mason Rudolph	2 4 4	Miss FG TD Game	24	Chase Claypool	2	Miss FG				
01/03	Cleveland	--	--	--	--	--	--	--	--	--	--	--	--
01/09	at Baltimore	--	--	--	--	--	--	--	--	--	--	--	--

\* - result within the same drive

STEELERS OPPONENTS 2021 REGULAR SEASON - BIG PLAYS: RUSH 10+, RECEPTIONS 20+, RETURNS 30+													
		RUSHES				RECEPTIONS				RETURNS			
DATE	OPPONENT	GAIN	PLAYER	QTR	RESULT	GAIN	PLAYER	QTR	RESULT	GAIN	PLAYER	QT R	RESULT
09/12	at Buffalo	11 15 25	Josh Allen Devin Singletary Devin Singletary	3 4' 4	Downs FG FG	37	Gabriel Davis	2	TD	75	Isaiah McKenzie (KR)	1	FG
09/19	Las Vegas	11 13	Peyton Barber Peyton Barber	4 4	Punt FG	25 23 30 61t 25	Foster Moreau Hunter Renfrow Henry Ruggs III Henry Ruggs III Darren Waller	2 3' 3' 4 4	FG TD TD TD FG				
09/26	Cincinnati	27 11 11	Joe Mixon Joe Mixon Joe Mixon	2 3' 3	Punt FG FG	34t	Ja'Marr Chase	2	TD	30	Brandon Wilson (KR)	4	Punt
10/03	at Green Bay	15 25	Aaron Jones AJ Dillon	2 3	FG TD	21 23t 25 26 28	Davante Adams Randall Cobb Randall Cobb Aaron Jones Allen Lazard	1 2 3' 3' 3	Punt TD FG FG Fumble				
10/10	Denver	49 10 11	Javonte Williams Javonte Williams Teddy Bridgewater	2 4' 4	FG TD TD	25 39t 23 23	Courtland Sutton Courtland Sutton Tim Patrick Kendall Hinton	4 4 4 4	TD TD INT INT				
10/17	Seattle	11 21 14 26 10	Alex Collins Alex Collins Alex Collins Travis Homer DeeJay Dallas	3' 3' 3' 3' 4	TD TD FG FG Punt	27 23t 21	Travis Homer Gerald Everett Tyler Lockett	1 3 5	Punt TD Punt	34 38	DeeJay Dallas (KR) DeeJay Dallas (KR)	2 3	Punt TD
10/31	at Cleveland	14 11 21 10t 12	Nick Chubb D'Ernest Johnson Nick Chubb D'Ernest Johnson Nick Chubb	1 2 3' 3' TD	FG Punt TD TD Downs	21 24	Harrison Bryant David Njoku	3 4	TD Fumble				
11/08	Chicago	21 10 12 10 15t	David Montgomery David Montgomery David Montgomery Darnell Mooney	1 3 3' 4	INT FG TD TD	25 21 50 20 28 39	Cole Kmet Cole Kmet Marquise Goodwin Darnell Mooney Jimmy Graham Allen Robinson II	2 2 3 3' 4' 4	Punt FG FG TD TD TD	32	Jakeem Grant Sr. (KR)	4	Fumble
11/14	Detroit	28t 15 10 21 16 12 14 42t	Jermar Jefferson D'Andre Swift D'Andre Swift D'Andre Swift D'Andre Swift Godwin Igwebuike Godwin Igwebuike	2 2' 2' 3' 3' 3' 3	TD FG FG TD TD TD TD	30 22	Amon-Ra St. Brown Kalif Raymond:12 -> D'Andre Swift:2	5 5	Punt Game	48	Kalif Raymond (PR)	2	Punt
11/21	at L.A. Chargers	10 18 18 12 13 36	Austin Ekeler Justin Herbert Justin Herbert Austin Ekeler Justin Herbert Justin Herbert	2' 2' 2' 3 3 4	TD TD TD FG FG TD	22 30 53t	Mike Williams Keenan Allen Mike Williams	1 3 4	TD TD TD				
11/28	at Cincinnati	25 32 13	Joe Mixon Joe Mixon Chris Evans	1 3 Punt	TD TD Punt	32t	Tee Higgins	2	TD	50	Eli Apple (INT)	1	INT
12/05	Baltimore	12 18 13	Lamar Jackson Devonta Freeman Lamar Jackson	1' 1' 3	INT INT FG	29 22	Mark Andrews Marquise Brown	2 4	TD TD	35	Devin Duvernay (KR)	4	FG
12/09	at Minnesota	20 30 14 16 15 29t 14 11	Dalvin Cook Dalvin Cook Alexander Mattison Dalvin Cook Dalvin Cook Dalvin Cook Dalvin Cook Kirk Cousins	1 1' 1' 1 2' 2' 3 INT	Miss FG TD TD FG TD FG INT	22 62t	Justin Jefferson K.J. Osborn	2 4	TD TD				
12/19	Tennessee	12 10 15 11 20	D'Onta Foreman Dontrell Hilliard Dontrell Hilliard Ryan Tannehill D'Onta Foreman	3 3 4 4 4	Punt Punt INT Fumble Downs					55	Chester Rogers (PR)	1	Punt
12/26	at Kansas City	12 10	Darrel Williams Derrick Gore	2 3	FG FG	50 22	Derrick Gore Byron Pringle	2 4	TD FG				
01/03	Cleveland	--	--	--	--	--	--	--	--	--	--	--	--
01/09	at Baltimore	--	--	--	--	--	--	--	--	--	--	--	--

\* - result within the same drive



2021 REGULAR SEASON - 30+ YARD KICKOFF/10+ YARD PUNT/10+ YARD BLOCKED KICK RETURNS/20+ YARD INTERCEPTION/10+ YARD FUMBLE													
DATE	OPPONENT	QTR RETURN		STEELERS PLAYER	YDS.	DOWN	RESULT	QTR RETURN	OPP. PLAYER	YDS.	DOWN	RESULT	
09/12	at Buffalo			NONE				1	KO	Isaiah McKenzie	75	BUF 35	Punt
09/19	Las Vegas	4	Punt	Ray-Ray McCloud	15	PIT 32	Field Goal	3	Punt	Hunter Renfrow	10	LV 18	Touchdown
								4	Punt	Hunter Renfrow	16	LV 24	Punt
09/26	Cincinnati	1	Punt	Ray-Ray McCloud	14	PIT 20	Punt	1	Punt	Darius Phillips	16	CIN 42	Punt
								4	KO	Brandon Wilson	30	PIT 15	Downs
10/03	at Green Bay	1	KO	Ray-Ray McCloud	38	50	Field Goal			NONE			
		3	KO	Ray-Ray McCloud	40	GB 33	Fumble						
		4	Punt	Ray-Ray McCloud	14	PIT 29	Interception						
10/10	Denver			NONE				1	FUM	Alexander Johnson	10	PIT 29	Field Goal
								2	Punt	Diontae Spencer	13	DEN 40	Field Goal
								4	Punt	Diontae Spencer	13	DEN 28	Touchdown
10/17	Seattle	1	KO	Ray-Ray McCloud	37	SEA 10	Punt	1	Punt	Freddie Swain	14	SEA 21	Punt
		4	Punt	Ray-Ray McCloud	14	PIT 26	Field Goal	2	KO	DeeJay Dallas	34	PIT 16	Touchdown
								3	KO	DeeJay Dallas	38	SEA 35	Punt
10/31	at Cleveland	2	Punt	Ray-Ray McCloud	10	PIT 37	Downs			NONE			
		2	Punt	Ray-Ray McCloud	19	PIT 35	End Half						
11/08	Chicago	1	Punt	Ray-Ray McCloud	14	PIT 41	Touchdown	4	KO	Jakeem Grant Sr.	32	CHI 42	Punt
								4	FUM	<b>DeAndre Houston-Carson</b>	<b>25T</b>	CHI 35	Field Goal
11/14	Detroit	1	Punt	Ray-Ray McCloud	13	PIT 40	Punt	2	Punt	Kalif Raymond	48	PIT 39	Touchdown
		1	Punt	Ray-Ray McCloud	13	PIT 28	Interception	5	Punt	Kalif Raymond	18	DET 45	Punt
		4	Punt	Ray-Ray McCloud	13	PIT 29	Punt						
		4	Punt	Ray-Ray McCloud	10	PIT 22	End Half						
11/21	at L.A. Chargers	2	KO	Ray-Ray McCloud	30	PIT 35	Field Goal			NONE			
		1	KO	Ray-Ray McCloud	33	50	Touchdown						
11/28	at Cincinnati			NONE				1	INT	Eli Apple	50	PIT 5	Field Goal
								2	INT	<b>Mike Hilton</b>	<b>24T</b>	CIN 35	End Half
								3	Punt	Darius Phillips	17	CIN 33	Punt
12/05	Baltimore	1	Punt	Ray-Ray McCloud	14	PIT 27	Punt	2	Punt	Devin Duvernay	12	BAL 27	Punt
								4	KO	Devin Duvernay	35	BAL 35	Field Goal
12/09	at Minnesota	4	INT	Ahkello Witherspoon	41	MIN 21	Touchdown	1	Punt	Dede Westbrook	16	MIN 43	Field Goal
								3	Punt	Dede Westbrook	15	PIT 34	Field Goal
12/19	Tennessee	1	Punt	Ray-Ray McCloud	17	PIT 35	Punt	1	Punt	Chester Rogers	55	PIT 25	Touchdown
		3	Punt	Ray-Ray McCloud	11	PIT 23	Punt						
		3	Punt	Ray-Ray McCloud	11	PIT 37	Touchdown						
		4	INT	Joe Schobert	23	TEN 31	Field Goal						
12/26	at Kansas City	4	Punt	Ray-Ray McCloud	20	PIT 39	End Game	1	Punt	Mecole Hardman	18	KC 27	Touchdown
								4	FUM	Jarran Reed	10	PIT 7	Field Goal
01/03	Cleveland	--	--	--	--	--	--	--	--	--	--	--	--
01/09	at Baltimore	--	--	--	--	--	--	--	--	--	--	--	--
TOTALS		23 - 464 (20.2), 0 TDS						25 - 644 (25.8), 2 TDS					



## WEEK 6: STEELERS 23, SEAHAWKS 20

OCTOBER 17, 2021

STEELERS													SEAHAWKS												
#	RECD	LOST	POSS	OBTAINED	BEGAN	PLAYS	YDS	PEN	NET	1ST	ENDED	GIVEN UP	#	RECD	LOST	POSS	OBTAINED	BEGAN	PLAYS	YDS	PEN	NET	1ST	ENDED	GIVEN UP
1	15:00	12:19	2:41	Kickoff	PIT 37	3	13	-5	8	0	PIT 45	Punt	1	12:19	10:14	2:05	Punt	SEA 10	3	8	0	8	0	SEA 18	Punt
2	10:14	08:04	2:10	Punt	PIT 31	3	18	0	18	1	PIT 49	Punt	2	08:04	04:35	3:09	Punt	SEA 16	7	51	-10	41	2	PIT 43	Punt
3	04:55	00:35	4:20	Punt	PIT 20	6	25	-10	15	1	PIT 35	Punt	3	00:35	14:11	1:24	Punt	SEA 21	3	9	0	9	0	SEA 30	Punt
4	14:11	10:07	4:10	Punt	PIT 46	8	54	0	54	4	SEA 5	Touchdown	4	10:01	08:03	1:58	Kickoff	SEA 31	4	6	0	6	1	SEA 37	Punt
5	08:03	01:04	6:59	Punt	PIT 16	14	64	20	84	7	SEA 1	Touchdown	5	01:04	00:36	0:28	Kickoff	SEA 25	3	-8	0	-8	0	SEA 17	Punt
6	00:36	00:11	0:25	Punt	PIT 41	3	3	0	3	0	PIT 44	Punt	6	00:11	00:00	0:11	Punt	SEA 20	1	-1	0	-1	0	SEA 20	End Half
7	09:55	05:46	4:09	Kickoff	PIT 25	9	76	-10	66	3	SEA 9	Field Goal	7	15:00	09:55	5:05	Kickoff	SEA 25	10	72	3	75	6	PIT 2	Touchdown
8	03:02	01:25	1:37	Kickoff	PIT 23	3	3	0	3	0	PIT 26	Punt	8	05:46	03:02	2:44	Kickoff	SEA 40	6	60	0	60	3	PIT 1	Touchdown
9	12:59	11:32	1:27	Kickoff	PIT 17	3	18	0	18	2	PIT 38	Fumble	9	01:25	12:59	3:26	Punt	SEA 42	8	36	0	36	2	PIT 22	Field Goal
10	09:45	07:29	2:16	Punt	PIT 20	5	15	0	15	1	PIT 35	Punt	10	11:32	09:45	1:47	Fumble	PIT 35	3	6	-10	-4	0	PIT 39	Punt
11	05:19	01:30	3:49	Punt	PIT 26	9	50	-10	40	3	SEA 34	Field Goal	11	07:29	05:19	2:10	Punt	SEA 18	3	5	0	5	0	SEA 23	Punt
12	06:31	04:27	2:04	Punt	PIT 20	3	9	0	9	0	PIT 29	Punt	12	01:30	00:00	1:30	Kickoff	SEA 25	9	50	0	50	3	PIT 25	Field Goal
13	04:16	02:50	1:26	Fumble	SEA 16	3	-3	0	-3	0	SEA 19	Field Goal	13	10:00	06:31	3:29	Kickoff	SEA 27	5	15	0	15	1	SEA 42	Punt
													14	04:27	04:16	0:11	Punt	SEA 15	1	0	0	0	0	SEA 15	Fumble

## WEEK 8: STEELERS 15, BROWNS 10

OCTOBER 31, 2021

STEELERS													BROWNS												
#	RECD	LOST	POSS	OBTAINED	BEGAN	PLAYS	YDS	PEN	NET	1ST	ENDED	GIVEN UP	#	RECD	LOST	POSS	OBTAINED	BEGAN	PLAYS	YDS	PEN	NET	1ST	ENDED	GIVEN UP
1	08:09	04:19	3:50	Kickoff	PIT 25	7	27	5	22	2	PIT 47	Punt	1	15:00	08:09	6:51	Kickoff	CLE 25	13	63	0	63	4	PIT 12	Field Goal
2	14:54	09:18	5:36	Downs	PIT 40	10	57	-10	47	2	CLE 13	Field Goal	2	04:19	14:54	4:25	Punt	CLE 15	8	50	-5	45	2	PIT 39	Downs
3	08:30	07:16	1:14	Punt	PIT 23	3	0	0	0	0	PIT 23	Punt	3	09:18	08:30	0:48	Kickoff	CLE 25	3	0	0	0	0	CLE 25	Punt
4	06:07	03:28	4:29	Punt	PIT 37	12	53	0	53	4	CLE 10	Downs	4	07:16	06:07	1:09	Punt	CLE 22	3	-5	0	-5	0	CLE 17	Punt
5	00:21	00:00	0:21	Punt	PIT 35	1	0	0	0	0	PIT 35	End Half	5	01:38	00:21	1:17	Downs	CLE 10	5	24	0	24	1	CLE 34	Punt
6	15:00	13:55	1:05	Kickoff	PIT 27	3	5	0	5	0	PIT 32	Punt	6	13:55	09:36	4:19	Punt	CLE 14	8	81	5	86	6	PIT 10	Touchdown
7	09:36	03:39	5:57	Kickoff	PIT 22	12	78	0	78	5	CLE 8	Touchdown	7	03:39	01:42	1:57	Punt	CLE 40	3	9	-5	4	0	CLE 44	Punt
8	01:42	11:04	5:38	Punt	PIT 17	13	88	-5	83	7	CLE 2	Touchdown	8	11:04	06:04	5:00	Punt	CLE 20	8	59	0	59	3	PIT 32	Fumble
9	06:04	04:22	1:42	Fumble	PIT 20	3	8	-5	3	0	PIT 23	Punt	9	04:22	01:53	2:29	Punt	CLE 39	8	25	10	35	3	PIT 26	Downs
10	01:53	00:00	1:53	Downs	PIT 26	6	54	-5	49	1	CLE 25	Downs													

## WEEK 9: STEELERS 29, BEARS 27

NOVEMBER 8, 2021

STEELERS													BEARS												
#	RECD	LOST	POSS	OBTAINED	BEGAN	PLAYS	YDS	PEN	NET	1ST	ENDED	GIVEN UP	#	RECD	LOST	POSS	OBTAINED	BEGAN	PLAYS	YDS	PEN	NET	1ST	ENDED	GIVEN UP
1	13:02	09:42	3:20	Punt	PIT 41	6	54	5	59	4	CHI 10	Touchdown	1	15:00	13:02	1:58	Kickoff	CHI 22	3	8	0	8	0	CHI 30	Punt
2	07:40	04:29	3:11	Punt	PIT 42	6	31	0	8	1	PIT 48	Punt	2	09:42	07:40	2:02	Kickoff	CHI 11	3	14	-10	4	0	CHI 15	Punt
3	02:03	13:22	3:41	Interception	CHI 36	9	8	5	36	3	CHI 4	Touchdown	3	04:29	02:03	2:26	Punt	CHI 12	5	30	0	30	2	CHI 42	Interception
4	11:49	09:12	2:37	Punt	PIT 17	4	12	-9	3	0	PIT 20	Punt	4	13:22	11:49	1:33	Kickoff	CHI 25	3	7	0	7	0	CHI 32	Punt
5	06:44	04:47	1:57	Punt	PIT 9	3	9	0	9	0	PIT 18	Punt	5	09:12	06:44	2:28	Punt	CHI 48	4	17	-5	12	1	PIT 40	Punt
6	00:15	00:00	0:15	Kickoff	PIT 25	1	-1	0	-1	0	PIT 25	End Half	6	04:47	00:15	4:32	Punt	CHI 36	12	51	1	52	3	PIT 12	Field Goal
7	15:00	12:42	2:18	Kickoff	PIT 30	3	7	15	22	1	CHI 48	Punt	7	12:42	07:43	4:59	Punt	CHI 7	10	104	-15	89	4	PIT 4	Field Goal
8	07:43	02:08	5:35	Kickoff	PIT 25	9	75	0	75	4	CHI 10	Touchdown	8	02:08	14:17	2:51	Kickoff	CHI 18	6	82	0	82	4	PIT 15	Touchdown
9	14:17	11:54	2:23	Kickoff	PIT 25	4	9	30	39	1	CHI 36	Field Goal	9	11:54	11:47	0:07	Kickoff	0	0	0	0	0	0	Fumble	
10	11:47	07:58	3:49	Fumble	CHI 42	6	-2	5	3	1	CHI 39	Punt	10	07:58	06:31	1:27	Punt	CHI 20	3	3	0	3	0	CHI 23	Punt
11	06:31	02:52	3:39	Kickoff	PIT 25	11	26	15	41	3	CHI 34	Field Goal	11	02:52	01:46	1:06	Kickoff	CHI 25	7	75	0	75	3	PIT 16	Touchdown
12	01:46	00:26	1:20	Kickoff	PIT 25	7	52	0	52	2	CHI 23	Field Goal	12	00:26	00:00	0:26	Kickoff	CHI 25	5	23	5	28	3	PIT 47	Missed FG

## WEEK 10: STEELERS 16, LIONS 16

NOVEMBER 14, 2021

STEELERS													LIONS												
#	RECD	LOST	POSS	OBTAINED	BEGAN	PLAYS	YDS	PEN	NET	1ST	ENDED	GIVEN UP	#	RECD	LOST	POSS	OBTAINED	BEGAN	PLAYS	YDS	PEN	NET	1ST	ENDED	GIVEN UP
1	15:00	09:40	5:20	Kickoff	PIT 17	10	54	29	83	5	DET 9	Touchdown	1	09:40	08:01	1:39	Kickoff	DET 16	3	10	-5	5	0	DET 21	Punt
2	08:01	06:37	1:24	Punt	PIT 40	3	6	0	6	0	PIT 46	Punt	2	06:37	04:27	2:10	Punt	DET 15	3	9	0	9	0	DET 24	Punt
3	04:27	01:39	2:48	Punt	PIT 28	6	27	0	27	2	DET 45	Interception	3	01:39	00:20	1:19	Interception	DET 48	3	0	0	0	0	DET 48	Punt
4	00:20	14:11	0:09	Punt	PIT 20	3	6	0	6	0	PIT 26	Punt	4	14:11	12:43	1:28	Punt	PIT 39	3	39	0	39	2	PIT 28	Touchdown
5	12:43	04:22	8:21	Kickoff	PIT 25	13	78	-5	73	4	DET 2	Field Goal	5	04:22	00:00	4:22	Kickoff	PIT 31	12	67	0	67	3	PIT 2	Field Goal
6	12:09	08:26	3:43	Kickoff	PIT 26	13	54	15	69	4	DET 5	Field Goal	6	15:00	12:09	2:51	Kickoff	DET 15	6	85	0	85	4	PIT 42	Touchdown
7	04:32	01:48	2:44	Punt	PIT 20	6	21	0	21	1	PIT 41	Punt	7	08:26	04:32	3:54	Kickoff	DET 33	6	28	0	28	1	PIT 39	Punt
8	14:52	11:31	3:21	Punt		6	27	-10	17	1	DET 33	Field Goal	8	01:48	14:52	1:56	Punt	DET 18	3	0	-5	-5	0	DET 13	Punt
9	07:09	04:27	2:42	Punt	PIT 29	5	19	0	19	1	PIT 48	Punt	9	11:31	07:09	4:22	Kickoff	DET 25	7	6	4	10	1	DET 35	Punt
10	03:22	02:22	1:00	Punt	DET 48	3	3	0	3	0	DET 45	Punt	10	04:27	03:22	1:05	Punt	DET 13	3	-11	0	-11	0	DET 2	Punt
11	00:19	00:00	0:19	Punt	PIT 22	1	-1	0	-1	0	PIT 22	End Half	11	02:22	00:19	2:03	Punt	DET 20	8	25	0	25	2	DET 45	Punt
12	07:32	06:42	0:50	Punt	PIT 17	2	38	0	38	0	PIT 19	Fumble	12	10:00	07:32	2:28	Kickoff	DET 26	4	24	0	24	1	PIT 41	Punt
13	04:03	02:25	1:38	Missed FG	PIT 38	3	-15	0	-15	0	PIT 23	Punt	13	06:42	04:03	2:39	Fumble	DET 45	5	15	10	25	2	PIT 30	Missed FG
14	01:37	00:08	1:29	Punt	PIT 11	10	51	0	51	4	DET 39	Fumble	14	02:25	01:37	0:48	Punt	DET 45	3	-13	0	-13	0	DET 32	Punt
													15	00:08	00:00	0:08	Fumble	DET 38	1	22	0	22	1	DET 38	End Game

## WEEK 11: STEELERS 37, CHARGERS 41

## WEEK 12: STEELERS 10, BENGALS 41

NOVEMBER 28, 2021

STEELERS													BENGALS												
#	RECD	LOST	POSS	OBTAINED	BEGAN	PLAYS	YDS	PEN	NET	1ST	ENDED	GIVEN UP	#	RECD	LOST	POSS	OBTAINED	BEGAN	PLAYS	YDS	PEN	NET	1ST	ENDED	GIVEN UP
1	09:29	07:56	1:33	Kickoff	PIT 23	3	14	0	14	1	PIT 37	Interception	1	15:00	09:29	5:31	Kickoff	CIN 25	10	71	4	75	5	PIT 8	Touchdown
2	06:01	02:17	3:44	Kickoff	PIT 25	8	53	0	53	2	CIN 22	Field Goal	2	07:56	06:01	1:55	Interception	PIT 5	4	-8	0	-8	0	PIT 13	Field Goal
3	14:15	10:18	2:57	Kickoff	PIT 25	7	28	0	28	2	CIN 47	Punt	3	02:17	14:15	3:02	Kickoff	CIN 25	6	75	0	75	4	PIT 32	Touchdown
4	02:43	01:48	0:55	Kickoff	PIT 25	3	9	0	9	0	PIT 34	Punt	4	10:18	02:43	7:35	Punt	CIN 16	14	78	6	84	6	PIT 1	Touchdown
5	00:37	00:30	0:07	Interception	PIT 21	1	0	0	0	0	PIT 21	Interception	5	01:48	00:37	1:11	Punt	CIN 29	6	45	-10	35	3	PIT 36	Interception
6	00:30	00:00	0:30	Kickoff	PIT 30	2	-9	0	-9	0	PIT 30	End Half	6	12:11	08:27	3:44	Punt	CIN 33	5	8	0	8	1	CIN 41	Punt
7	15:00	12:11	2:49	Kickoff	PIT 25	6	17	0	17	1	PIT 42	Punt	7	06:23	02:35	3:48	Fumble	PIT 45	8	12	0	12	1	PIT 33	Field Goal
8	08:27	06:23	2:04	Punt	PIT 18	5	27	0	27	2	PIT 45	Fumble	8	01:07	13:10	2:57	Punt	CIN 35	5	65	0	65	4	PIT 1	Touchdown
9	02:35	01:07	1:28	Kickoff	PIT 25	3	2	0	2	0	PIT 27	Punt	9	10:36	06:11	4:25	Punt	CIN 7	6	23	-3	20	1	CIN 27	Punt
10	13:10	10:36	2:34	Kickoff	PIT 23	6	43	-15	28	1	CIN 49	Punt	10	02:59	01:47	1:12	Kickoff	CIN 10	3	1	0	1	0	CIN 11	Punt
11	06:11	02:59	3:12	Punt	PIT 31	9	69	0	69	4	CIN 15	Touchdown													
12	01:47	00:00	1:47	Punt	PIT 36	7	48	0	48	3	CIN 15	End Game													

## WEEK 13: STEELERS 20, RAVENS 19

DECEMBER 5, 2021

STEELERS													RAVENS												
#	RECD	LOST	POSS	OBTAINED	BEGAN	PLAYS	YDS	PEN	NET	1ST	ENDED	GIVEN UP	#	RECD	LOST	POSS	OBTAINED	BEGAN	PLAYS	YDS	PEN	NET	1ST	ENDED	GIVEN UP
1	08:30	06:55	1:35	Interception	PIT 20	3	9	0	9	0	PIT 29	Punt	1	15:00	08:30	6:30	Kickoff	BAL 25	11	75	-10	65	4	PIT 10	Interception
2	05:17	04:04	1:13	Punt	PIT 27	3	8	0	8	0	PIT 35	Punt	2	06:55	05:17	1:38	Punt	BAL 33	3	-1	0	-1	0	PIT 32	Interception
3	08:37	06:16	2:21	Kickoff	PIT 18	4	24	0	24	1	PIT 42	Punt	3	04:04	08:37	10:27	Punt	BAL 1	16	94	5	99	7	PAL 3	Touchdown
4	01:48	00:27	1:21	Punt	PIT 13	9	52	0	52	3	BAL 35	Field Goal	4	06:16	01:48	4:28	Punt	BAL 27	6	15	5	20	2	BAL 47	Touchdown
5	15:00	12:44	2:16	Kickoff	PIT 10	6	11	-10	1	1	PIT 11	Punt	5	00:27	00:00	0:27	Kickoff	BAL 25	3	8	-10	-2	0	BAL 23	End Half
6	07:24	03:36	3:48	Kickoff	PIT 20	8	31	0	31	2	BAL 49	Punt	6	12:44	07:24	5:20	Punt	BAL 42	10	46	-5	41	3	PIT 17	Field Goal
7	00:39	14:01	1:38	Punt	PIT 22	4	78	0	78	2	BAL 29	Touchdown	7	03:36	00:39	2:57	Punt	BAL 24	6	19	-5	14	1	BAL 38	Punt
8	11:51	07:18	4:33	Kickoff	PIT 25	10	50	0	50	3	BAL 25	Field Goal	8	14:01	11:51	2:10	Kickoff	BAL 38	5	10	-41	51	1	PIT 11	Field Goal
9	06:21	01:48	4:33	Punt	PIT 31	11	59	10	69	5	BAL 5	Touchdown	9	07:18	06:21	0:57	Kickoff	BAL 25	3	-5	0	-5	0	BAL 20	Punt
10	00:12	00:00	0:12	Kickoff	BAL 45	1	-1	0	-1	0	BAL 45	End Game	10	01:48	00:12	1:36	Kickoff	BAL 40	8	65	-5	60	4	PIT 6	Touchdown

## WEEK 14: STEELERS 28, VIKINGS 36

DECEMBER 9, 2021

STEELERS													VIKINGS												
#	RECD	LOST	POSS	OBTAINED	BEGAN	PLAYS	YDS	PEN	NET	1ST	ENDED	GIVEN UP	#	RECD	LOST	POSS	OBTAINED	BEGAN	PLAYS	YDS	PEN	NET	1ST	ENDED	GIVEN UP
1	11:43	05:32	6:11	Missed FG	PIT 43	11	36	-10	26	3	MIN 31	Missed FG	1	15:00	11:43	3:17	Kickoff	MIN 25	7	45	-5	40	2	PIT 35	Missed FG
2	03:31	01:45	1:46	Kickoff	PIT 25	3	8	0	8	0	PIT 33	Punt	2	05:32	03:31	2:01	Missed FG	MIN 39	5	61	0	61	3	PIT 14	Touchdown
3	14:43	13:01	1:42	Kickoff	PIT 25	3	-6	0	-6	0	PIT 19	Punt	3	01:45	14:43	2:02	Punt	MIN 43	7	37	0	37	2	PIT 20	Field Goal
4	09:55	07:39	2:16	Kickoff	PIT 19	3	-4	-4	0	0	PIT 15	Punt	4	13:01	09:55	3:06	Punt	MIN 22	5	88	-10	78	4	PIT 29	Touchdown
5	02:20	01:35	0:45	Kickoff	PIT 25	5	9	5	14	1	PIT 39	Punt	5	07:39	02:20	5:19	Punt	MIN 40	12	60	0	60	4	PIT 7	Touchdown
6	00:44	00:00	0:44	Punt	PIT 33	2	23	-5	18	1	PIT 34	End Half	6	01:35	00:44	0:51	Punt	MIN 12	3	9	0	9	0	MIN 21	Punt
7	15:00	12:25	2:35	Kickoff	PIT 12	3	-4	0	-4	0	PIT 8	Punt	7	12:25	09:36	2:49	Punt	PIT 34	7	10	0	10	1	PIT 24	Field Goal
8	09:36	08:22	1:14	Kickoff	PIT 15	3	27	0	27	1	PIT 42	Interception	8	08:22	06:15	2:07	Interception	PIT 30	6	18	5	23	2	PIT 7	Field Goal
9	06:15	02:11	0:44	Kickoff	PIT 25	10	65	10	75	5	MIN 3	Touchdown	9	02:11	02:03	0:08	Kickoff	MIN 25	1	0	0	0	0	MIN 25	Interception
10	02:03	14:49	2:14	Interception	MIN 42	7	30	12	42	4	MIN 1	Touchdown	10	14:49	13:17	1:32	Kickoff	MIN 25	3	3	0	3	0	MIN 28	Punt
11	13:17	12:11	1:06	Punt	PIT 31	3	69	0	69	2	MIN 30	Touchdown	11	12:11	10:51	1:20	Kickoff	MIN 25	3	75	0	75	2	MIN 38	Touchdown
12	10:51	08:56	1:55	Kickoff	PIT 25	3	7	-5	2	0	PIT 27	Punt	12	08:56	04:58	3:58	Punt	MIN 39	6	22	0	22	1	PIT 39	Interception
13	04:58	04:14	0:44	Interception	MIN 21	2	21	0	21	1	MIN 15	Touchdown	13	04:14	02:16	1:58	Kickoff	MIN 25	6	30	-10	20	1	MIN 45	Punt
14	02:16	00:00	2:16	Punt	PIT 4	12	94	-10	84	4	MIN 12	End Game													

## WEEK 15: STEELERS 19, TITANS 13

DECEMBER 19, 2021

STEELERS													TITANS												
#	RECD	LOST	POSS	OBTAINED	BEGAN	PLAYS	YDS	PEN	NET	1ST	ENDED	GIVEN UP	#	RECD	LOST	POSS	OBTAINED	BEGAN	PLAYS	YDS	PEN	NET	1ST	ENDED	GIVEN UP
1	15:00	13:23	1:37	Kickoff	PIT 25	4	18	0	18	1	PIT 43	Punt	1	13:23	11:16	2:07	Punt	TEN 30	3	2	0	2	0	TEN 32	Punt
2	11:16	10:10	1:06	Punt	PIT 35	3	4	0	4	0	PIT 39	Punt	2	10:10	07:41	2:29	Punt	PIT 25	6	25	0	25	3	PIT 1	Touchdown
3	07:41	06:07	1:34	Kickoff	PIT 25	3	-4	0	-4	0	PIT 21	Punt	3	06:07	01:13	4:54	Punt	TEN 47	11	40	5	45	3	PIT 8	Field Goal
4	01:13	14:18	1:55	Kickoff	PIT 28	4	22	-5	17	1	PIT 45	Punt	4	14:18	12:46	1:32	Punt	TEN 15	3	13	0	13	0	TEN 20	Fumble
5	12:46	10:35	2:11	Fumble	TEN 36	5	23	-5	18	1	TEN 18	Field Goal	5	10:35	00:18	10:17	Kickoff	TEN 22	19	79	-15	64	6	PIT 14	Field Goal
6	00:18	00:00	0:18	Kickoff	PIT 22	4	40	0	40	2	TEN 38	Missed FG	6	15:00	11:26	3:34	Kickoff	TEN 25	5	24	0	24	1	TEN 49	Punt
7	11:26	10:10	1:16	Punt	PIT 23	3	-4	5	-1	0	PIT 24	Punt	7	10:10	07:07	3:03	Punt	TEN 20	5	0	0	0	1	TEN 20	Punt
8	07:07	03:08	3:59	Punt	PIT 37	8	39	24	63	5	TEN 1	Touchdown	8	03:08	00:50	2:18	Kickoff	TEN 25	6	16	0	16	1	TEN 42	Fumble
9	00:50	13:24	2:26	Fumble	TEN 41	7	22	9	31	2	TEN 10	Field Goal	9	13:24	09:16	4:08	Kickoff	TEN 25	7	43	-10	33	2	PIT 42	Interception
10	09:16	07:20	1:56	Interception	TEN 31	4	4	0	4	0	TEN 27	Field Goal	10	07:20	06:36	0:44	Kickoff	TEN 25	2	10	0	10	1	TEN 36	Fumble
11	06:36	04:29	2:07	Fumble	TEN 35	4	5	0	5	0	TEN 30	Field Goal	11	04:29	00:27	4:02	Kickoff	TEN 25	13	65	0	65	4	PIT 16	Downs
12	00:27	00:00	0:27	Downs	PIT 10	1	-1	0	-1	0	PIT 10	End Game													

## WEEK 16: STEELERS 10, CHIEFS 36

DECEMBER 26, 2021

STEELERS													CHIEFS												
#	RECD	LOST	POSS	OBTAINED	BEGAN	PLAYS	YDS	PEN	NET	1ST	ENDED	GIVEN UP	#	RECD	LOST	POSS	OBTAINED	BEGAN	PLAYS	YDS	PEN	NET	1ST	ENDED	GIVEN UP
1	15:00	12:17	2:43	Kickoff	PIT 25	5	8	0	8	1	PIT 33	Punt	1	12:17	04:07	8:10	Punt	KIC 27	14	68	5	73	7	PIT 5	Touchdown
2	04:07	03:59	0:08	Kickoff	PIT 25	1	0	0	0	0	PIT 33	Punt Interception	2	02:59	01:05	2:54	Punt Interception	KIC 49	6	44	5	49	3	PIT 5	Touchdown
3	01:05	13:46	12:19	Kickoff	PIT 20	5	17	0	17	1	PIT 37	Punt	3	13:46	08:45	5:01	Punt	KC 20	10	54	0	54	3	PIT 26	Field Goal
4	08:45	05:03	3:42	Kickoff	PIT 25	9	57	0	57	3	KC 18	Missed FG	4	05:03	02:13	2:50	Missed FG	KC 26	6	74	0	74	3	PIT 31	Touchdown
5	02:13	01:23	0:50	Kickoff	PIT 25	4	21	0	0	0	PIT 34	Downs	5	01:23	00:18	1:05	Downs	PIT 31	6	15	5	10	1	PIT 21	Missed FG
6	00:18	00:00	0:18	Missed FG	PIT 29	3	2	0	21	1	PIT 44	Half	6	15:00	13:26	1:34	Kickoff	KC 25	3	9	5	4	0	KC 29	Touchdown
7	13:26	12:44	0:42	Punt	PIT 30	2	10	0	10	0	PIT 38	Fumble	7	12:44	08:03	4:51	Fumble	KC 49	7	51	0	51	1	PIT 29	Touchdown
8	12:44	11:57	0:47	Punt	PIT 31	5	59	0	0	0	PIT 34	Field Goal	8	11:57	03:37	8:20	Kickoff	KIC 25	12	59	0	59	4	PIT 16	Field Goal
9	11:57	11:43	0:14	Punt	PIT 30	1	-13	0	-13	0	PIT 38	Fumble	9	11:43	04:41	2:02	Fumble	PIT 7	4	5	0	5	0	PIT 12	Field Goal
10	09:41	02:54	6:47	Kickoff	PIT 15	17	85	0	85	6	KC 15	Touchdown	10	02:54	02:16	0:38	Kickoff	KC 25	3	6	0	6	0	KC 31	Punt
11	02:16	00:00	2:16	Punt	PIT 39	10	54	0	54	4	KC 19	End Game													

2021 REGULAR SEASON																	
		STEELERS								OPPONENT							
		FIRST HALF				SECOND HALF				FIRST HALF				SECOND HALF			
DATE	OPPONENT	PLAYS	YDS	TIME	RESULT	PLAYS	YDS	TIME	RESULT	PLAYS	YDS	TIME	RESULT	PLAYS	YDS	TIME	RESULT
09/12	at Bills	5	22	2:55	Punt	10	69	4:37	FG	4	5	1:30	FG	12	40	4:35	Downs
09/19	Raiders	6	14	3:33	Punt	6	20	3:04	Punt	6	19	3:12	Punt	6	22	2:45	Punt
09/26	Bengals	3	4	2:00	Punt	3	6	0:56	INT	3	4	2:12	Punt	10	55	6:13	FG
10/03	at Packers	8	75	4:56	TD	5	12	2:30	Punt	8	38	5:54	Punt	12	64	5:29	FG
10/10	Broncos	6	85	2:58	TD	14	86	7:16	TD	3	6	2:07	Punt	8	38	5:03	Punt
10/17	Seahawks	3	8	2:41	Punt	9	66	4:09	FG	3	8	2:05	Punt	10	75	5:05	TD
10/31	at Browns	7	22	3:50	Punt	3	5	1:05	Punt	13	63	6:51	FG	8	86	4:19	TD
11/08	Bears	6	59	3:20	TD	3	22	2:18	Punt	3	8	1:58	Punt	10	89	4:59	FG
11/14	Lions	10	83	5:20	TD	13	69	3:43	FG	3	5	1:39	Punt	6	85	2:51	TD
11/21	at Chargers	13	57	6:31	FG	3	2	1:42	Punt	12	73	6:20	TD	6	70	3:10	TD
11/28	at Bengals	3	14	1:33	INT	6	17	2:49	Punt	10	75	5:31	TD	5	8	3:44	Punt
12/05	Ravens	3	9	1:35	Punt	6	1	2:16	Punt	11	65	6:30	INT	10	41	5:20	FG
12/09	at Vikings	11	26	6:11	Miss FG	3	-4	2:35	Punt	7	40	3:17	Miss FG	7	10	2:49	FG
12/19	Titans	4	18	1:37	Punt	3	1	1:16	Punt	3	2	2:07	Punt	5	24	3:34	Punt
12/26	at Chiefs	5	8	2:43	Punt	2	10	0:42	FUM	14	73	8:10	TD	3	4	1:34	Punt

DATE		OPPONENT	STARTING QB	POSS	TO	PAT	2-PTM	2-PT	FG	FGA	MG	6BK	FGP	PUNT	INT	FUM	SAF	OWNS	HF	GM	PTS	TD%	SCORE	%PTS	PTS/POSS
9/12		at Buffalo	Roethlisberger	11	1	2	0	0	3	3	0	0	5	0	0	0	0	0	1	1	16	9.1	36.4	1.45	
9/19		Las Vegas	Roethlisberger	11	2	2	0	0	1	1	0	0	4	1	0	0	1	1	1	17	18.2	27.3	1.55		
9/26		Cincinnati	Roethlisberger	11	1	1	0	0	1	2	1	0	4	2	0	0	2	0	0	10	9.1	18.2	0.91		
10/3		at Green Bay	Roethlisberger	11	2	2	0	0	1	1	0	0	3	1	1	0	2	1	0	17	18.2	27.3	1.55		
10/10		Denver	Roethlisberger	10	3	3	0	0	2	2	0	0	2	0	1	0	0	1	1	27	30.0	50.0	2.70		
10/17		Seattle	Roethlisberger	13	2	2	0	0	3	3	0	0	7	0	1	0	0	0	0	23	15.4	38.5	1.77		
10/31		at Cleveland	Roethlisberger	10	2	0	2	0	1	1	0	0	4	0	0	0	2	1	0	15	20.0	30.0	1.50		
11/8		Chicago	Roethlisberger	12	3	2	0	0	3	3	0	0	5	0	1	0	0	1	0	29	25.0	50.0	2.42		
11/14		Detroit	Rudolph	14	1	1	0	0	3	3	0	0	6	1	2	0	0	0	1	16	7.1	28.6	1.14		
11/21		at L.A. Chargers	Roethlisberger	11	4	4	0	0	3	3	0	0	1	0	0	0	2	1	0	37	36.4	63.6	3.36		
11/28		at Cincinnati	Roethlisberger	12	1	1	0	0	1	1	0	0	5	2	1	0	0	0	1	10	8.3	16.7	0.83		
12/5		Baltimore	Roethlisberger	10	2	1	1	1	2	0	0	0	5	0	0	0	0	0	1	20	20.0	40.0	2.00		
12/9		at Minnesota	Roethlisberger	14	4	3	2	1	0	1	1	0	6	1	0	0	0	1	1	28	28.6	28.6	2.00		
12/19		Tennessee	Roethlisberger	12	1	1	0	0	4	5	1	0	5	0	0	0	0	0	1	19	8.3	41.7	1.58		
12/26		at Kansas City	Roethlisberger	11	1	1	0	0	1	2	1	0	2	1	2	0	1	1	1	10	9.1	18.2	0.91		
1/3		Cleveland	--	--	--	--	--	--	--	--	--	--	--	--	--	--	--	--	--	--	--	--	--	--	
1/9		at Baltimore	--	--	--	--	--	--	--	--	--	--	--	--	--	--	--	--	--	--	--	--	--	--	
2021 TOTALS				173	30	26	5	2	29	33	4	0	64	9	9	0	10	11	8	294	17.3	34.1	1.70		

## STEELERS 2021 REGULAR SEASON SCORING DRIVES

DATE	OPPONENT	ACQUIRED	DRIVE START	PLAYS	YARDS	Q/TIME	FIRST DOWNS	SCORING PLAY	PIT	OPP
09/12	at Buffalo	Kickoff	PIT 25	10	69	Q3/4:37	4	C. Boswell: 24-yard FG	3	10
		Downs	PIT 36	11	62	Q3/4:01	3	C. Boswell: 20-yard FG	6	10
		Downs	PIT 48	4	52	Q4/2:23	3	D. Johnson: 5-yard pass from B. Roethlisberger	13	10
		Kickoff	PIT 25	9	48	Q4/2:41	3	C. Boswell: 45-yard FG	23	13
09/19	Las Vegas	Kickoff	PIT 25	7	75	Q2/3:09	4	J. Smith-Schuster: 3-yard run	7	6
		Punt	PIT 20	5	80	Q4/1:41	2	N. Harris: 25-yard pass from B. Roethlisberger	14	16
		Punt	PIT 32	8	30	Q4/2:09	2	C. Boswell: 56-yard FG	17	23
09/26	Cincinnati	Punt	PIT 14	15	86	Q2/8:32	7	P. Freiermuth: 4-yard pass from B. Roethlisberger	7	7
		Punt	PIT 4	18	88	Q3/9:03	5	Q4: C. Boswell: 26-yard FG	10	24
10/03	at Green Bay	Kickoff	PIT 25	8	75	Q1/4:56	3	D. Johnson: 45-yard pass from B. Roethlisberger	7	0
		Kickoff	PIT 25	10	41	Q2/15:14	3	C. Boswell: 52-yard FG	10	14
		Downs	PIT 35	8	65	Q4/2:53	5	N. Harris: 1-yard run	17	27
10/10	Denver	Kickoff	PIT 15	6	85	Q1/2:58	2	D. Johnson: 50-yard pass from B. Roethlisberger	7	0
		Kickoff	PIT 25	9	45	Q1/4:01	3	Q2: C. Boswell: 48-yard FG	10	3
		Kickoff	PIT 25	6	75	Q2/3:35	3	N. Harris: 1-yard run	17	6
		Punt	PIT 14	14	86	Q3/7:16	5	C. Claypool: 18-yard pass from B. Roethlisberger	24	6
		Kickoff	PIT 25	7	49	Q4/3:17	2	C. Boswell: 43-yard FG	27	19
10/17	Seattle	Punt	PIT 46	8	54	Q2/4:10	4	N. Harris: 5-yard pass from B. Roethlisberger	7	0
		Punt	PIT 16	14	84	Q2/6:59	7	E. Ebron: 1-yard run	14	0
		Kickoff	PIT 25	9	66	Q3/4:09	3	C. Boswell: 27-yard FG	17	7
		Punt	PIT 26	9	40	Q4/3:49	3	C. Boswell: 52-yard FG	20	17
		Fumble	SEA 16	3	-3	Q1/1:26	0	C. Boswell: 37-yard FG	23	20
10/31	at Cleveland	Downs	PIT 40	10	47	Q2/5:36	2	C. Boswell: 31-yard FG	3	3
		Kickoff	PIT 22	12	78	Q3/5:57	5	N. Harris: 8-yard run	9	10
		Punt	PIT 17	13	83	Q3/5:38	7	Q4: P. Freiermuth: 2-yard pass from B. Roethlisberger	15	10
11/08	Chicago	Punt	PIT 41	6	59	Q1/3:20	4	N. Harris: 10-yard run	7	0
		Interception	CHI 36	9	36	Q1/3:41	3	Q2: P. Freiermuth: 4-yard pass from B. Roethlisberger	14	0
		Kickoff	PIT 25	9	75	Q3/5:35	4	P. Freiermuth: 10-yard pass from B. Roethlisberger	20	6
		Kickoff	PIT 25	4	39	Q4/2:23	1	C. Boswell: 54-yard FG	23	13
		Kickoff	PIT 25	11	41	Q4/3:39	3	C. Boswell: 52-yard FG	26	20
		Kickoff	PIT 25	7	52	Q4/1:20	2	C. Boswell: 40-yard FG	29	27
11/14	Detroit	Kickoff	PIT 17	10	83	Q1/5:20	5	J. Washington: 9-yard pass from M. Rudolph	7	0
		Kickoff	PIT 25	13	73	Q2/8:21	4	C. Boswell: 20-yard FG	10	7
		Kickoff	PIT 26	13	69	Q3/3:43	4	C. Boswell: 23-yard FG	13	16
		Punt	50 yard line	6	17	Q4/3:21	1	C. Boswell: 51-yard FG	16	16
11/21	at L.A. Chargers	Kickoff	PIT 25	13	57	Q1/6:31	4	C. Boswell: 36-yard FG	3	0
		Kickoff	PIT 36	7	64	Q2/2:33	4	D. Johnson: 10-yard pass from B. Roethlisberger	10	14
		Kickoff	PIT 25	10	57	Q3/4:30	2	Q4: C. Boswell: 36-yard FG	13	27
		Blocked Punt	LAC 3	4	3	Q4/0:58	2	N. Harris: 1-yard run	20	27
		Kickoff	PIT 25	9	75	Q4/3:59	4	E. Ebron: 5-yard pass from B. Roethlisberger	27	34
		Interception	LAC 11	2	11	Q4/0:13	2	P. Freiermuth: 5-yard pass from B. Roethlisberger	34	34
		Downs	LAC 34	4	7	Q4/0:19	0	C. Boswell: 45-yard FG	37	34
11/28	at Cincinnati	Kickoff	PIT 25	8	53	Q1/3:44	2	C. Boswell: 40-yard FG	3	10
		Punt	PIT 31	9	69	Q4/3:12	4	P. Freiermuth: 15-yard pass from B. Roethlisberger	10	41
12/05	Baltimore	Punt	PIT 13	9	52	Q2/1:21	3	C. Boswell: 53-yard FG	3	7
		Punt	PIT 22	4	78	Q3/1:38	2	Q4: D. Johnson: 29-yard pass from B. Roethlisberger	9	10
		Kickoff	PIT 25	10	50	Q4/3:33	3	C. Boswell: 43-yard FG	12	13
		Punt	PIT 31	11	69	Q4/3:33	5	D. Johnson: 5-yard pass from B. Roethlisberger	20	13
12/09	at Minnesota	Kickoff	PIT 25	10	75	Q3/4:04	5	N. Harris: 3-yard pass from B. Roethlisberger	7	29
		Interception	MIN 42	7	42	Q3/2:14	4	Q4: N. Harris: 1-yard run	14	29
		Punt	PIT 31	3	69	Q4/1:06	2	J. Washington: 30-yard pass from B. Roethlisberger	20	29
		Interception	MIN 21	2	21	Q4/0:44	1	P. Freiermuth: 15-yard pass from B. Roethlisberger	28	36
12/19	Tennessee	Fumble	TEN 36	5	18	Q2/2:11	1	C. Boswell: 36-yard FG	3	10
		Punt	PIT 37	8	63	Q3/3:59	5	B. Roethlisberger: 1-yard run	10	13
		Fumble	TEN 41	7	31	Q3/2:26	2	Q4: C. Boswell: 28-yard FG	13	13
		Interception	TEN 31	4	4	Q4/1:56	0	C. Boswell: 46-yard FG	16	13
		Fumble	TEN 35	4	5	Q4/2:07	0	C. Boswell: 48-yard FG	19	13
12/26	at Kansas City	Kickoff	PIT 30	15	54	Q3/5:19	4	C. Boswell: 34-yard FG	3	30
		Kickoff	PIT 15	17	85	Q4/6:47	6	D. Johnson: 15-yard pass from B. Roethlisberger	10	36
AVG				8.5	54.5	3:45	3.2			

## STEELERS OPPONENTS 2021 REGULAR SEASON SCORING DRIVES

DATE	OPPONENT	ACQUIRED	DRIVE START	PLAYS	YARDS	Q/TIME	FIRST DOWNS	SCORING PLAY	PIT	OPP
09/12	at Buffalo	Kickoff	PIT 24	4	5	Q1/1:30	0	T. Bass: 37-yard FG	0	3
		Punt	BUF 9	13	91	Q2/5:39	5	G. Davis: 3-yard pass from J. Allen	0	10
		Kickoff	BUF 26	9	67	Q4/4:22	3	T. Bass: 25-yard FG	20	13
		Kickoff	BUF 36	10	40	Q4/1:56	4	T. Bass: 42-yard FG	23	16
09/19	Las Vegas	Interception	PIT 39	5	12	Q1/2:34	1	D. Carlson: 46-yard FG	0	3
		Downs	LV 38	8	47	Q2/3:58	2	D. Carlson: 33-yard FG	0	6
		Kickoff	LV 25	13	53	Q2/6:23	5	D. Carlson: 41-yard FG	7	9
		Punt	LV 18	7	82	Q3/4:09	4	F. Moreau: 9-yard pass from D. Carr	7	16
		Kickoff	LV 25	5	75	Q4/1:40	2	H. Ruggs III: 61-yard pass from D. Carr	14	23
		Kickoff	LV 27	7	46	Q4/3:22	2	D. Carlson: 45-yard FG	17	26
09/26	Cincinnati	Interception	PIT 42	6	42	Q1/3:51	2	T. Boyd: 17-yard pass from J. Burrow	0	7
		Kickoff	CIN 25	3	75	Q2/0:27	3	J. Chase: 34-yard pass from J. Burrow	7	14
		Kickoff	CIN 20	10	55	Q3/6:13	4	E. McPherson: 43-yard FG	7	17
		Interception	PIT 19	3	19	Q3/1:33	2	J. Chase: 9-yard pass from J. Burrow	7	24
10/03	at Green Bay	Punt	GB 36	13	64	Q1/4:51	5	Q2: A. Rodgers: 4-yard run	7	7
		Fumble	PIT 23	4	23	Q2/1:33	1	R. Cobb: 23-yard pass from A. Rodgers	7	14
		Kickoff	GB 16	13	76	Q2/5:36	5	M. Crosby: 26-yard FG	10	17
		Kickoff	GB 25	12	64	Q3/5:29	4	M. Crosby: 29-yard FG	10	20
		Punt	PIT 40	4	40	Q3/2:15	3	R. Cobb: 1-yard pass from A. Rodgers	10	27

10/10	Denver	Fumble	PIT 29	4	8	Q1 2:14	0	B. McManus: 39-yard FG	7	3
		Punt	DEN 40	7	49	Q2 4:17	1	B. McManus: 29-yard FG	10	6
		Kickoff	DEN 25	14	75	Q3 7:26	5	Q4: K. Hinton: 2-yard pass from T. Bridgewater	24	13
		Punt	DEN 28	5	72	Q4 1:54	3	C. Sutton: 39-yard pass from T. Bridgewater	24	19
10/17	Seattle	Kickoff	SEA 25	10	75	Q3 5:05	6	A. Collins: 2-yard run	14	7
		Kickoff	SEA 40	6	60	Q3 2:44	3	W. Dissly: 1-yard pass from G. Smith	17	14
		Punt	SEA 42	8	36	Q3 3:26	2	Q4: J. Myers: 40-yard FG	17	17
		Kickoff	SEA 25	9	50	Q4 1:30	3	J. Myers: 43-yard FG	20	20
10/31	at Cleveland	Kickoff	CLE 25	13	63	Q1 6:51	4	C. McLaughlin: 30-yard FG	0	3
		Punt	CLE 14	8	86	Q3 4:19	6	D. Johnson: 10-yard run	3	10
11/08	Chicago	Punt	CHI 36	12	52	Q2 4:32	3	C. Santos: 30-yard FG	14	3
		Punt	CHI 7	10	89	Q3 4:59	4	C. Santos: 22-yard FG	14	6
		Kickoff	CHI 18	6	82	Q3 2:51	4	Q4: D. Mooney: 15-yard run	20	13
		Kickoff	CHI 25	7	75	Q4 1:06	3	D. Mooney: 16-yard pass from J. Fields	26	27
11/14	Detroit	Punt	PIT 39	3	39	Q2 1:28	2	J. Jefferson: 28-yard run	7	7
		Kickoff	DET 31	12	67	Q2 4:22	3	R. Santos: 20-yard FG	10	10
		Kickoff	DET 15	6	85	Q3 2:51	4	G. Igwebuike: 42-yard run	10	16
11/21	at L.A. Chargers	Kickoff	LAC 27	12	73	Q1 6:20	6	A. Ekeler: 6-yard run	3	7
		Downs	LAC 2	12	98	Q2 6:54	7	A. Ekeler: 10-yard pass from J. Herbert	3	14
		Kickoff	LAC 25	8	63	Q2 1:07	5	D. Hopkins: 30-yard FG	10	17
		Kickoff	LAC 30	6	70	Q3 3:10	4	A. Ekeler: 17-yard pass from J. Herbert	10	24
		Punt	LAC 26	11	51	Q3 6:28	4	D. Hopkins: 41-yard FG	10	27
		Kickoff	LAC 25	7	75	Q4 2:47	5	A. Ekeler: 5-yard run	20	34
		Kickoff	LAC 25	3	75	Q4 1:15	2	M. Williams: 53-yard pass from J. Herbert	37	41
11/28	at Cincinnati	Kickoff	CIN 25	10	75	Q1 5:31	5	J. Burrow: 8-yard run	0	7
		Interception	PIT 5	4	-8	Q1 1:55	0	E. McPherson: 31-yard FG	0	10
		Kickoff	CIN 25	6	75	Q1 3:02	4	Q2: T. Higgins: 32-yard pass from J. Burrow	3	17
		Punt	CIN 16	14	84	Q2 7:35	6	J. Mixon: 1-yard run	3	24
		Fumble	PIT 45	8	12	Q3 3:48	1	E. McPherson: 51-yard FG	3	34
		Punt	CIN 35	5	65	Q3 2:57	4	Q4: J. Mixon: 1-yard run	3	41
12/05	Baltimore	Punt	BAL 1	16	99	Q1 10:27	7	Q2: D. Freeman: 3-yard run	0	7
		Punt	BAL 42	10	41	Q3 5:20	3	J. Tucker: 35-yard FG	3	10
		Kickoff	BAL 38	5	51	Q4 2:10	1	J. Tucker: 28-yard FG	9	13
		Kickoff	BAL 40	8	60	Q4 1:36	4	S. Watkins: 6-yard pass from L. Jackson	20	19
12/09	at Minnesota	Missed FG	MIN 39	5	61	Q1 2:01	3	J. Jefferson: 14-yard pass from K. Cousins	0	6
		Punt	MIN 43	7	37	Q1 2:02	2	Q2: G. Joseph: 38-yard FG	0	9
		Punt	MIN 22	5	78	Q2 3:06	4	D. Cook: 29-yard run	0	16
		Punt	MIN 40	12	60	Q2 5:19	4	D. Cook: 7-yard run	0	23
		Punt	PIT 34	7	10	Q3 2:49	1	G. Joseph: 42-yard FG	0	26
		Interception	PIT 30	6	23	Q3 2:07	2	G. Joseph: 25-yard FG	0	29
		Kickoff	MIN 25	3	75	Q4 1:20	2	K. Osborn: 62-yard pass from K. Cousins	20	36
12/19	Tennessee	Punt	PIT 25	6	25	Q1 2:29	3	R. Tannehill: 1-yard run	0	7
		Punt	TEN 47	11	45	Q1 4:54	3	R. Bullock: 26-yard FG	0	10
		Kickoff	TEN 22	19	64	Q2 10:17	6	R. Bullock: 32-yard FG	3	13
12/26	at Kansas City	Punt	KC 27	14	73	Q1 8:10	7	C. Edwards-Helaire: 1-yard run	0	7
		Interception	PIT 49	6	49	Q1 2:54	3	B. Pringle: 5-yard pass from P. Mahomes	0	14
		Punt	KC 20	10	54	Q2 5:01	3	E. Fry: 44-yard FG	0	17
		Missed FG	KC 26	6	74	Q2 2:50	3	M. Hardman: 8-yard pass from P. Mahomes	0	23
		Fumble	KC 49	7	51	Q3 3:51	4	B. Pringle: 16-yard pass from P. Mahomes	0	30
		Kickoff	KC 25	12	59	Q3 6:37	4	Q4: E. Fry: 34-yard FG	3	33
		Fumble	PIT 7	4	-5	Q4 2:02	0	E. Fry: 30-yard FG	3	36
		AVG				8.2	56.2	3:50	3.4	



STEELERS						(AS OF DEC 28, 2021, 4:16 AM PST)						2021 : REGULAR SEASON					
PLAYS			NET YARDS						TIME								
DATE	OPPONENT	PLAYS	DATE	OPPONENT	NET YARDS	DATE	OPPONENT	TIME	DATE	OPPONENT	TIME	DATE	OPPONENT	TIME	DATE	OPPONENT	TIME
9/26	Cincinnati	18 (field goal)	9/26	Cincinnati	88 (field goal) [PEN: -7, GROSS: 95]	9/26	Cincinnati	9:03 (field goal)	9/26	Cincinnati	9:03 (field goal)	9/26	Cincinnati	9:03 (field goal)	9/26	Cincinnati	9:03 (field goal)
12/26	at Kansas City	17 (touchdown)	10/10	Denver	86 (touchdown) [PEN: 5, GROSS: 81]	11/14	Detroit	8:21 (field goal)	11/14	Detroit	8:21 (field goal)	11/14	Detroit	8:21 (field goal)	11/14	Detroit	8:21 (field goal)
10/17	Seattle	14 (touchdown)	12/26	at Kansas City	85 (touchdown) [PEN: 0, GROSS: 85]	10/10	Denver	7:16 (touchdown)	10/10	Denver	7:16 (touchdown)	10/10	Denver	7:16 (touchdown)	10/10	Denver	7:16 (touchdown)
10/10	Denver	14 (touchdown)	10/17	Seattle	84 (touchdown) [PEN: 20, GROSS: 64]	10/17	Seattle	6:59 (touchdown)	10/17	Seattle	6:59 (touchdown)	10/17	Seattle	6:59 (touchdown)	10/17	Seattle	6:59 (touchdown)
11/14	Detroit	13 (field goal)	12/9	at Minnesota	84 (end of game) [PEN: -10, GROSS: 94]	12/26	at Kansas City	6:47 (touchdown)	12/26	at Kansas City	6:47 (touchdown)	12/26	at Kansas City	6:47 (touchdown)	12/26	at Kansas City	6:47 (touchdown)
10/31	at Cleveland	13 (touchdown)	11/14	Detroit	83 (touchdown) [PEN: 29, GROSS: 54]	11/21	at L.A. Chargers	6:33 (downs)	11/21	at L.A. Chargers	6:33 (downs)	11/21	at L.A. Chargers	6:33 (downs)	11/21	at L.A. Chargers	6:33 (downs)
11/21	at L.A. Chargers	13 (field goal)	10/31	at Cleveland	83 (touchdown) [PEN: -5, GROSS: 88]	12/9	at Minnesota	6:11 (missed fg)	12/9	at Minnesota	6:11 (missed fg)	12/9	at Minnesota	6:11 (missed fg)	12/9	at Minnesota	6:11 (missed fg)
11/14	Detroit	13 (field goal)	9/19	Las Vegas	80 (touchdown) [PEN: 0, GROSS: 80]	10/31	at Cleveland	5:57 (touchdown)	10/31	at Cleveland	5:57 (touchdown)	10/31	at Cleveland	5:57 (touchdown)	10/31	at Cleveland	5:57 (touchdown)
12/9	at Minnesota	12 (end of game)	12/5	Baltimore	78 (touchdown) [PEN: 0, GROSS: 78]	11/8	Chicago	5:35 (touchdown)	11/8	Chicago	5:35 (touchdown)	11/8	Chicago	5:35 (touchdown)	11/8	Chicago	5:35 (touchdown)
12/5	Baltimore	11 (touchdown)	11/21	at L.A. Chargers	75 (touchdown) [PEN: 0, GROSS: 75]	10/3	at Green Bay	5:14 (field goal)	10/3	at Green Bay	5:14 (field goal)	10/3	at Green Bay	5:14 (field goal)	10/3	at Green Bay	5:14 (field goal)
9/12	at Buffalo	11 (field goal)	11/8	Chicago	75 (touchdown) [PEN: 0, GROSS: 75]	9/19	Las Vegas	4:38 (downs)	9/19	Las Vegas	4:38 (downs)	9/19	Las Vegas	4:38 (downs)	9/19	Las Vegas	4:38 (downs)
11/8	Chicago	11 (field goal)	10/3	at Green Bay	75 (touchdown) [PEN: 0, GROSS: 75]	9/12	at Buffalo	4:37 (field goal)	9/12	at Buffalo	4:37 (field goal)	9/12	at Buffalo	4:37 (field goal)	9/12	at Buffalo	4:37 (field goal)
10/3	at Green Bay	10 (field goal)	9/12	at Buffalo	69 (field goal) [PEN: 5, GROSS: 64]	12/5	Baltimore	4:33 (touchdown)	12/5	Baltimore	4:33 (touchdown)	12/5	Baltimore	4:33 (touchdown)	12/5	Baltimore	4:33 (touchdown)
9/19	Las Vegas	10 (downs)	11/28	at Cincinnati	69 (touchdown) [PEN: 0, GROSS: 69]	12/19	Tennessee	3:59 (touchdown)	12/19	Tennessee	3:59 (touchdown)	12/19	Tennessee	3:59 (touchdown)	12/19	Tennessee	3:59 (touchdown)
11/28	at Cincinnati	9 (touchdown)	12/19	Tennessee	63 (touchdown) [PEN: 24, GROSS: 39]	11/28	at Cincinnati	3:57 (punt)	11/28	at Cincinnati	3:57 (punt)	11/28	at Cincinnati	3:57 (punt)	11/28	at Cincinnati	3:57 (punt)
12/19	Tennessee	8 (touchdown)	1/3	Cleveland	--	1/3	Cleveland	--	1/3	Cleveland	--	1/3	Cleveland	--	1/3	Cleveland	--
1/3	Cleveland	--	1/9	at Baltimore	--	1/9	at Baltimore	--	1/9	at Baltimore	--	1/9	at Baltimore	--	1/9	at Baltimore	--
1/9	at Baltimore	--	--	--	--	--	--	--	--	--	--	--	--	--	--	--	--

DATE	OPPONENT	OFFENSE	DEFENSE
09/12	at Buffalo	FG - 24 yards FG - 20 yards TD - Pass	FG - 37 yards TD - Pass FG - 25 yards FG - 42 yards
09/19	Las Vegas	TD - Run	FG - 33 yards FG - 41 yards TD - Pass
09/26	Cincinnati	TD - Pass FG - 26 yards Downs	TD - Pass TD - Pass
10/03	at Green Bay	TD - Run	TD - Run FG - 26 yards FG - 29 yards TD - Pass
10/10	Denver	TD - Run TD - Pass	FG - 29 yards TD - Pass Interception
10/17	Seattle	TD - Pass TD - Run FG - 27 yards FG - 37 yards	TD - Run TD - Pass FG - 40 yards
10/31	at Cleveland	FG - 31 yards Downs TD - Run TD - Pass	FG - 30 yards TD - Run
11/08	Chicago	TD - Run TD - Pass TD - Pass	FG - 30 yards FG - 22 yards TD - Run TD - Pass
11/14	Detroit	TD - Pass FG - 20 yards FG - 23 yards	FG - 20 yards
11/21	at L.A. Chargers	FG - 36 yards Downs TD - Pass FG - 36 yards TD - Run TD - Pass TD - Pass	TD - Run TD - Pass FG - 30 yards TD - Pass FG - 41 yards TD - Run End of Game
11/28	at Cincinnati	TD - Pass	TD - Run FG - 31 yards TD - Run TD - Run
12/05	Baltimore	TD - Pass	Interception TD - Run FG - 35 yards FG - 28 yards TD - Pass
12/09	at Minnesota	TD - Pass TD - Run TD - Pass End of Game	TD - Pass TD - Run FG - 25 yards
12/19	Tennessee	FG - 36 yards TD - Run FG - 28 yards	TD - Run FG - 26 yards FG - 32 yards Downs
12/26	at Kansas City	Missed FG FG - 34 yards TD - Pass End of Game	TD - Run TD - Pass TD - Pass TD - Pass FG - 34 yards FG - 30 yards
01/03	Cleveland	--	--
01/09	at Baltimore	--	--

OFFENSE DEFENSE		
Inside the 20	44	55
Scores	38	51
Touchdowns	25	28
Field Goals	13	23
Total Points in 20	213	262
Fumbles	0	0
Interceptions	0	2
Missed Field Goals	1	0
Lost on Downs	3	1
End of Half/Game	2	1
TDs Outside	5	10
Red-Zone Percentage	56.8	50.9

STEELERS 2021 REGULAR SEASON INSIDE 20 EFFICIENCY

STEELERS																		
Date	Opponent	Pos	TD	PAT	2-Pt.	Miss PAT	FG	FGA	Blk/ MFG	INT	Fum	Dwns	Half	Game	Pts	TD%	Score Pct.	Pts/Poss
09/12	at Buffalo	3	1	1	0	0	2	2	0	0	0	0	0	0	13	33.3	100.0	4.3
09/19	Las Vegas	1	1	1	0	0	0	0	0	0	0	0	0	0	7	100.0	100.0	7.0
09/26	Cincinnati	3	1	1	0	0	1	1	0	0	0	1	0	0	10	33.3	66.7	3.3
10/03	at Green Bay	1	1	1	0	0	0	0	0	0	0	0	0	0	7	100.0	100.0	7.0
10/10	Denver	2	2	2	0	0	0	0	0	0	0	0	0	0	14	100.0	100.0	7.0
10/17	Seattle	4	2	2	0	0	2	2	0	0	0	0	0	0	20	50.0	100.0	5.0
10/31	at Cleveland	4	2	0	0	0	1	1	0	0	0	1	0	0	15	50.0	75.0	3.8
11/08	Chicago	3	3	2	0	1	0	0	0	0	0	0	0	0	20	100.0	100.0	6.7
11/14	Detroit	3	1	1	0	0	2	2	0	0	0	0	0	0	13	33.3	100.0	4.3
11/21	at L.A. Chargers	7	4	4	0	0	2	2	0	0	0	1	0	0	34	57.1	85.7	4.9
11/28	at Cincinnati	1	1	1	0	0	0	0	0	0	0	0	0	0	7	100.0	100.0	7.0
12/05	Baltimore	1	1	0	1	0	0	0	0	0	0	0	0	0	8	100.0	100.0	8.0
12/09	at Minnesota	4	3	2	1	0	0	0	0	0	0	0	0	1	22	75.0	75.0	5.5
12/19	Tennessee	3	1	1	0	0	2	2	0	0	0	0	0	0	13	33.3	100.0	4.3
12/26	at Kansas City	4	1	1	0	0	1	2	1	0	0	0	0	1	10	25.0	50.0	2.5
01/03	Cleveland	--	--	--	--	--	--	--	--	--	--	--	--	--	--	--	--	--
01/09	at Baltimore	--	--	--	--	--	--	--	--	--	--	--	--	--	--	--	--	--
TOTALS		44	25	20	2	1	13	14	1	0	0	3	0	2	213	56.8	86.4	4.8

OPPONENT 2021 REGULAR SEASON INSIDE 20 EFFICIENCY

OPPONENT																		
Date	Opponent	Pos	TD	PAT	2-Pt.	Miss PAT	FG	FGA	Blk/ MFG	INT	Fum	Dwns	Half	Game	Pts	TD%	Score Pct.	Pts/Poss
09/12	at Buffalo	4	1	1	0	0	3	3	0	0	0	0	0	0	16	25.0	100.0	4.0
09/19	Las Vegas	3	1	1	0	0	2	2	0	0	0	0	0	0	13	33.3	100.0	4.3
09/26	Cincinnati	2	2	2	0	0	0	0	0	0	0	0	0	0	14	100.0	100.0	7.0
10/03	at Green Bay	4	2	2	0	0	2	2	0	0	0	0	0	0	20	50.0	100.0	5.0
10/10	Denver	3	1	1	0	0	1	1	0	1	0	0	0	0	10	33.3	66.7	3.3
10/17	Seattle	3	2	2	0	0	1	1	0	0	0	0	0	0	17	66.7	100.0	5.7
10/31	at Cleveland	2	1	1	0	0	1	1	0	0	0	0	0	0	10	50.0	100.0	5.0
11/08	Chicago	4	2	2	0	0	2	2	0	0	0	0	0	0	20	50.0	100.0	5.0
11/14	Detroit	1	0	0	0	0	1	1	0	0	0	0	0	0	3	0.0	100.0	3.0
11/21	at L.A. Chargers	7	4	4	0	0	2	2	0	0	0	0	0	1	34	57.1	85.7	4.9
11/28	at Cincinnati	4	3	3	0	0	1	1	0	0	0	0	0	0	24	75.0	100.0	6.0
12/05	Baltimore	5	2	1	0	0	2	2	0	1	0	0	0	0	19	40.0	80.0	3.8
12/09	at Minnesota	3	2	1	0	1	1	1	0	0	0	0	0	0	16	66.7	100.0	5.3
12/19	Tennessee	4	1	1	0	0	2	2	0	0	0	1	0	0	13	25.0	75.0	3.3
12/26	at Kansas City	6	4	3	0	1	2	2	0	0	0	0	0	0	33	66.7	100.0	5.5
01/03	Cleveland	--	--	--	--	--	--	--	--	--	--	--	--	--	--	--	--	--
01/09	at Baltimore	--	--	--	--	--	--	--	--	--	--	--	--	--	--	--	--	--
TOTALS		55	28	25	0	2	23	23	0	2	0	1	0	1	262	50.9	92.7	4.8

STEELERS 2021 REGULAR SEASON YARDS GAINED BY DOWN																									
STEELERS												OPPONENT													
		1ST DOWN			2ND DOWN			3RD DOWN			4TH DOWN			1ST DOWN			2ND DOWN			3RD DOWN			4TH DOWN		
Date	Opponent	Att	Yds	Avg	Att	Yds	Avg	Att	Yds	Avg	Att	Yds	Avg	Att	Yds	Avg	Att	Yds	Avg	Att	Yds	Avg	Att	Yds	Avg
09/12	at Buffalo	24	96	4.0	19	105	5.5	12	51	4.3	0	0	0.0	31	135	4.4	27	151	5.6	18	78	4.3	3	7	2.3
09/19	Las Vegas	23	91	4.0	20	130	6.5	12	110	9.2	1	0	0.0	30	189	6.3	20	114	5.7	13	120	9.2	1	2	2.0
09/26	Cincinnati	31	106	3.4	25	136	5.4	19	108	5.7	2	-1	-0.5	21	164	7.8	12	33	2.8	9	71	7.9	0	0	0.0
10/03	at Green Bay	25	111	4.4	20	121	6.1	11	49	4.5	2	1	0.5	31	134	4.3	25	150	6.0	15	83	5.5	1	0	0.0
10/10	Denver	26	90	3.5	23	179	7.8	12	122	10.2	0	0	0.0	24	143	6.0	18	87	4.8	12	112	9.3	4	32	8.0
10/17	Seattle	33	165	5.0	24	102	4.3	14	78	5.6	0	0	0.0	30	126	4.2	22	150	6.8	12	33	2.8	0	0	0.0
10/31	at Cleveland	30	150	5.0	22	151	6.9	13	73	5.6	3	3	1.0	26	135	5.2	20	110	5.5	10	62	6.2	2	-1	-0.5
11/08	Chicago	26	144	5.5	21	73	3.5	17	67	3.9	2	3	1.5	29	242	8.3	17	87	5.1	12	85	7.1	0	0	0.0
11/14	Detroit	35	127	3.6	29	169	5.8	17	91	5.4	0	0	0.0	28	179	6.4	20	37	1.9	18	78	4.3	3	12	4.0
11/21	at L.A. Chargers	27	110	4.1	21	97	4.6	15	93	6.2	2	0	0.0	35	288	8.2	21	94	4.5	12	151	12.6	1	0	0.0
11/28	at Cincinnati	26	127	4.9	20	73	3.7	13	101	7.8	0	0	0.0	31	232	7.5	22	80	3.6	11	56	5.1	1	2	2.0
12/05	Baltimore	25	141	5.6	20	110	5.5	12	70	5.8	0	0	0.0	30	90	3.0	23	114	5.0	16	122	7.6	0	0	0.0
12/09	at Minnesota	31	156	5.0	23	185	8.0	13	20	1.5	2	14	7.0	30	240	8.0	22	145	6.6	14	70	5.0	1	3	3.0
12/19	Tennessee	21	105	5.0	13	42	3.2	11	21	1.9	0	0	0.0	32	139	4.3	26	101	3.9	18	71	3.9	2	7	3.5
12/26	at Kansas City	29	93	3.2	25	154	6.2	13	49	3.8	3	18	6.0	31	161	5.2	24	164	6.8	11	54	4.9	1	2	2.0
01/03	Cleveland	--	--	--	--	--	--	--	--	--	--	--	--	--	--	--	--	--	--	--	--	--	--	--	--
01/09	at Baltimore	--	--	--	--	--	--	--	--	--	--	--	--	--	--	--	--	--	--	--	--	--	--	--	--
TOTALS		412	1,812	4.4	325	1,827	5.6	204	1,103	5.4	17	38	2.2	439	2,597	5.9	319	1,617	5.1	201	1,246	6.2	20	66	3.3

## STEELERS 2021 REGULAR SEASON THIRD DOWN EFFICIENCY

STEELERS												
Date	Opponent	3rd & 1	3rd & 2	3rd & 3	3rd & 4	3rd & 5	3rd & 6	3rd & 7	3rd & 8	3rd & 9	3rd & 10+	Total
09/12	at Buffalo	1/1	1/1	0/0	1/4	0/1	0/1	0/0	1/1	0/0	0/3	4/12
09/19	Las Vegas	0/0	1/1	0/0	0/1	1/1	0/1	0/0	2/2	0/1	1/5	5/12
09/26	Cincinnati	0/0	3/4	0/0	2/3	2/2	0/2	0/0	0/0	0/0	2/8	9/19
10/03	at Green Bay	1/1	1/1	1/1	1/3	0/2	0/1	0/0	0/1	0/0	0/1	4/11
10/10	Denver	1/1	2/3	2/2	0/0	0/1	0/0	1/2	0/0	0/0	1/3	7/12
10/17	Seattle	1/1	1/1	1/1	1/2	0/0	0/1	0/1	0/1	0/2	1/4	5/14
10/31	at Cleveland	0/0	1/2	0/0	0/0	2/3	0/0	0/0	0/2	1/1	0/5	4/13
11/08	Chicago	2/5	0/2	0/1	1/1	0/0	0/0	2/2	1/2	0/0	0/4	6/17
11/14	Detroit	1/1	0/0	1/2	1/3	0/2	1/1	0/1	2/3	1/1	0/3	7/17
11/21	at L.A. Chargers	0/0	3/4	2/3	0/1	2/4	1/1	0/0	0/1	0/0	0/1	8/15
11/28	at Cincinnati	0/1	2/2	0/0	0/0	0/0	1/2	2/3	0/0	1/1	1/4	7/13
12/05	Baltimore	2/3	2/3	0/0	0/0	1/1	0/0	0/0	0/2	0/0	0/3	5/12
12/09	at Minnesota	1/3	2/2	0/0	1/2	0/0	0/1	0/1	0/0	0/0	0/4	4/13
12/19	Tennessee	2/2	0/0	0/0	0/1	0/1	0/1	0/1	0/1	0/1	0/3	2/11
12/26	at Kansas City	1/1	0/0	0/0	2/6	0/0	1/1	0/1	1/1	0/0	0/3	5/13
01/03	Cleveland	--	--	--	--	--	--	--	--	--	--	--
01/09	at Baltimore	--	--	--	--	--	--	--	--	--	--	--
TOTALS		13/20	19/26	7/10	10/27	8/18	4/13	5/12	7/17	3/7	6/54	82/204
		65.0%	73.1%	70.0%	37.0%	44.4%	30.8%	41.7%	41.2%	42.9%	11.1%	40.2%
		3RD & 1-3: 39 / 56 = 69.6%			3RD & 4-6: 22 / 58 = 37.9%			3RD & 7-10+: 21 / 90 = 23.3%				

## OPPONENT 2021 REGULAR SEASON THIRD DOWN EFFICIENCY

OPPONENT												
Date	Opponent	3rd & 1	3rd & 2	3rd & 3	3rd & 4	3rd & 5	3rd & 6	3rd & 7	3rd & 8	3rd & 9	3rd & 10+	Total
09/12	at Buffalo	1/2	0/0	3/5	0/0	1/3	0/1	0/0	1/2	1/1	1/4	8/18
09/19	Las Vegas	1/1	0/1	1/3	1/1	0/0	0/1	0/1	0/0	1/3	1/2	5/13
09/26	Cincinnati	0/1	1/1	1/1	0/0	0/0	0/0	0/0	1/2	0/0	0/4	3/9
10/03	at Green Bay	3/3	0/0	1/2	1/3	0/0	1/1	1/1	0/0	1/2	1/3	9/15
10/10	Denver	1/1	0/2	0/1	0/0	1/1	0/0	0/1	0/0	0/1	0/5	2/12
10/17	Seattle	1/2	0/1	0/0	0/2	0/1	0/0	1/1	1/1	0/0	0/4	3/12
10/31	at Cleveland	0/0	0/1	0/0	1/1	0/0	2/2	0/1	0/0	0/0	0/5	3/10
11/08	Chicago	1/2	2/2	0/0	0/0	0/2	0/0	0/0	1/1	0/1	0/4	4/12
11/14	Detroit	1/1	0/0	1/1	0/1	0/1	1/2	0/1	0/1	1/1	0/9	4/18
11/21	at L.A. Chargers	0/0	1/1	1/2	0/1	2/3	1/1	0/0	0/0	0/0	2/4	7/12
11/28	at Cincinnati	2/3	0/0	0/0	0/0	1/2	0/0	0/0	1/1	0/1	1/4	5/11
12/05	Baltimore	0/0	0/0	0/0	0/2	1/1	1/2	1/1	1/1	0/1	4/8	8/16
12/09	at Minnesota	1/2	1/1	0/0	0/1	1/1	0/0	0/2	0/1	1/1	1/5	5/14
12/19	Tennessee	4/4	0/0	0/1	1/2	0/1	0/2	1/1	1/1	0/1	1/5	8/18
12/26	at Kansas City	1/1	2/2	0/0	0/0	0/1	0/2	1/2	0/0	0/1	0/2	4/11
01/03	Cleveland	--	--	--	--	--	--	--	--	--	--	--
01/09	at Baltimore	--	--	--	--	--	--	--	--	--	--	--
TOTALS		17/23	7/12	8/16	4/14	7/17	6/14	5/12	7/11	5/14	12/68	78/201
		73.9%	58.3%	50.0%	28.6%	41.2%	42.9%	41.7%	63.6%	35.7%	17.6%	38.8%
		3RD & 1-3: 32 / 51 = 62.7%			3RD & 4-6: 17 / 45 = 37.8%			3RD & 7-10+: 29 / 105 = 27.6%				

2021 REGULAR SEASON FOURTH DOWN EFFICIENCY													
STEELERS								OPPONENT					
Date	Opponent	4th & 1	4th & 2	4th & 3	4th & 4	4th & 5+	Total	4th & 1	4th & 2	4th & 3	4th & 4	4th & 5+	Total
09/12	at Buffalo	0 / 0	0 / 0	0 / 0	0 / 0	0 / 0	0 / 0	0 / 1	0 / 0	0 / 0	0 / 0	1 / 2	1 / 3
09/19	Las Vegas	0 / 0	0 / 0	0 / 0	0 / 1	0 / 0	0 / 1	1 / 1	0 / 0	0 / 0	0 / 0	0 / 0	1 / 1
09/26	Cincinnati	0 / 0	0 / 1	0 / 0	0 / 0	0 / 1	0 / 2	0 / 0	0 / 0	0 / 0	0 / 0	0 / 0	0 / 0
10/03	at Green Bay	0 / 0	0 / 0	0 / 0	0 / 1	0 / 1	0 / 2	0 / 0	0 / 0	0 / 0	0 / 1	0 / 0	0 / 1
10/10	Denver	0 / 0	0 / 0	0 / 0	0 / 0	0 / 0	0 / 0	0 / 0	2 / 2	0 / 1	0 / 0	1 / 1	3 / 4
10/17	Seattle	0 / 0	0 / 0	0 / 0	0 / 0	0 / 0	0 / 0	0 / 0	0 / 0	0 / 0	0 / 0	0 / 0	0 / 0
10/31	at Cleveland	1 / 1	1 / 1	0 / 0	0 / 0	0 / 2	2 / 4	0 / 1	0 / 0	0 / 0	0 / 0	0 / 1	0 / 2
11/08	Chicago	2 / 2	0 / 0	0 / 0	0 / 0	0 / 0	2 / 2	0 / 0	0 / 0	0 / 0	0 / 0	0 / 0	0 / 0
11/14	Detroit	0 / 0	0 / 0	0 / 0	0 / 0	0 / 0	0 / 0	2 / 2	0 / 0	0 / 0	0 / 0	0 / 0	2 / 2
11/21	at L.A. Chargers	0 / 0	0 / 1	0 / 0	0 / 0	0 / 1	0 / 2	0 / 1	0 / 0	0 / 0	0 / 0	0 / 0	0 / 1
11/28	at Cincinnati	0 / 0	0 / 0	0 / 0	0 / 0	0 / 0	0 / 0	1 / 1	0 / 0	0 / 0	0 / 0	0 / 0	1 / 1
12/05	Baltimore	0 / 0	0 / 0	0 / 0	0 / 0	0 / 0	0 / 0	0 / 0	0 / 0	0 / 0	0 / 0	0 / 0	0 / 0
12/09	at Minnesota	1 / 1	0 / 0	0 / 0	1 / 1	0 / 0	2 / 2	1 / 1	0 / 0	0 / 0	0 / 0	0 / 0	1 / 1
12/19	Tennessee	0 / 0	0 / 0	0 / 0	0 / 0	0 / 0	0 / 0	1 / 1	0 / 0	0 / 0	0 / 0	0 / 1	1 / 2
12/26	at Kansas City	0 / 1	1 / 1	0 / 0	1 / 1	0 / 0	2 / 3	1 / 1	0 / 0	0 / 0	0 / 0	0 / 0	1 / 1
01/03	Cleveland	--	--	--	--	--	--	--	--	--	--	--	--
01/09	at Baltimore	--	--	--	--	--	--	--	--	--	--	--	--
TOTALS		4 / 5	2 / 4	0 / 0	2 / 4	0 / 5	8 / 18	7 / 10	2 / 2	0 / 1	0 / 1	2 / 5	11 / 19
		80.0%	50.0%	0.0%	50.0%	0.0%	44.4%	70.0%	100.0%	0.0%	0.0%	40.0%	57.9%

2021 REGULAR SEASON PITTSBURGH STEELERS DEFENSIVE SUMMARIES  
(THROUGH WEEK 16)SEPTEMBER 12, 2021  
STEELERS @ BUFFALO BILLS  
W 23-16

TOP TACKLERS		SACKS		INTS		FORCED FUMBLES		RECOVERED FUMBLES	
PLAYER	NO.	PLAYER	NO.	PLAYER	NO.	PLAYER	NO.	PLAYER	NO.
D. Bush	10	T. Watt	2.0			D. Bush	1	C. Heyward	1
M. Fitzpatrick	10	C. Heyward	1.0			J. Haden	1		
J. Pierre	6					C. Heyward	1		
J. Schobert	6					T. Watt	1		
T. Alualu	5								
T. Edmunds	5								
J. Haden	5								
T. Norwood	5								
C. Sutton	5								
C. Heyward	4								
A. Highsmith	4								
T. Watt	3								
A. Maulet	2								
I. Buggs	1								
C. Davis	1								
M. Ingram III	1								
C. Wormley	1								

SEPTEMBER 19, 2021  
STEELERS VS. LAS VEGAS RAIDERS  
L 26-17

TOP TACKLERS		SACKS		INTS		FORCED FUMBLES		RECOVERED FUMBLES	
PLAYER	NO.	PLAYER	NO.	PLAYER	NO.	PLAYER	NO.	PLAYER	NO.
J. Schobert	10	M. Ingram III	1.0			T. Watt	1		
R. Spillane	10	T. Watt	1.0						
C. Heyward	7								
T. Edmunds	6								
M. Fitzpatrick	6								
J. Pierre	6								
A. Highsmith	4								
M. Ingram III	4								
T. Watt	4								
C. Sutton	3								
J. Jones	1								
J. Layne	1								
I. Loudermilk	1								
T. Norwood	1								
C. Wormley	1								

SEPTEMBER 26, 2021  
STEELERS VS. CINCINNATI BENGALS  
L 24-10

TOP TACKLERS		SACKS		INTS		FORCED FUMBLES		RECOVERED FUMBLES	
PLAYER	NO.	PLAYER	NO.	PLAYER	NO.	PLAYER	NO.	PLAYER	NO.
T. Edmunds	5			T. Edmunds	1				
C. Heyward	5								
J. Schobert	5								
M. Fitzpatrick	4								
C. Wormley	4								
I. Buggs	3								
M. Ingram III	3								
T. Norwood	3								
D. Bush	2								
J. Haden	2								
A. Maulet	2								
C. Sutton	2								
D. Tuszka	2								
I. Loudermilk	1								

OCTOBER 3, 2021  
STEELERS @ GREEN BAY PACKERS  
L 27-17

TOP TACKLERS		SACKS		INTS		FORCED FUMBLES		RECOVERED FUMBLES	
PLAYER	NO.	PLAYER	NO.	PLAYER	NO.	PLAYER	NO.	PLAYER	NO.
M. Fitzpatrick	8	T. Watt	2.0			C. Wormley	1	T. Watt	1
C. Heyward	8	D. Bush	1.0						
J. Schobert	8								
T. Edmunds	7								
D. Bush	6								
J. Haden	5								
A. Highsmith	5								
A. Maulet	4								
T. Watt	4								
C. Wormley	4								
I. Buggs	2								
M. Ingram III	1								
H. Mondeaux	1								
J. Pierre	1								
C. Sutton	1								

OCTOBER 10, 2021  
STEELERS VS. DENVER BRONCOS  
W 27-19

TOP TACKLERS		SACKS		INTS		FORCED FUMBLES		RECOVERED FUMBLES	
PLAYER	NO.	PLAYER	NO.	PLAYER	NO.	PLAYER	NO.	PLAYER	NO.
M. Fitzpatrick	10	D. Bush	1.0	J. Pierre	1				
T. Edmunds	7	H. Mondeaux	1.0						
J. Pierre	6								
J. Haden	5								
J. Schobert	5								
C. Heyward	3								
T. Watt	3								
A. Maulet	2								
T. Norwood	2								
R. Spillane	2								
I. Buggs	1								
D. Bush	1								
A. Highsmith	1								
M. Ingram III	1								
H. Mondeaux	1								
C. Wormley	1								

OCTOBER 17, 2021  
STEELERS VS. SEATTLE SEAHAWKS  
W 23-20 (OT)

TOP TACKLERS		SACKS		INTS		FORCED FUMBLES		RECOVERED FUMBLES	
PLAYER	NO.	PLAYER	NO.	PLAYER	NO.	PLAYER	NO.	PLAYER	NO.
M. Fitzpatrick	9	T. Watt	2.0			M. Fitzpatrick	1	D. Bush	1
C. Heyward	9	A. Highsmith	1.5			J. Pierre	1		
A. Highsmith	7	C. Heyward	1.0			T. Watt	1		
T. Watt	7	C. Wormley	0.5						
D. Bush	6								
C. Wormley	5								
T. Edmunds	3								
J. Haden	3								
A. Maulet	3								
T. Norwood	3								
J. Pierre	3								
C. Sutton	3								
J. Schobert	2								
R. Spillane	2								
I. Buggs	1								
I. Loudermilk	1								

OCTOBER 31, 2021  
STEELERS @ CLEVELAND BROWNS  
W 15-10

TOP TACKLERS		SACKS		INTS		FORCED FUMBLES		RECOVERED FUMBLES	
PLAYER	NO.	PLAYER	NO.	PLAYER	NO.	PLAYER	NO.	PLAYER	NO.
J. Schobert	9	T. Watt	1.5			J. Schobert	1	T. Watt	1
T. Watt	6	I. Loudermilk	1.0						
D. Bush	5	C. Wormley	1.0						
T. Edmunds	5	C. Heyward	0.5						
M. Fitzpatrick	4								
C. Heyward	4								
A. Highsmith	4								
A. Maulet	4								
C. Wormley	4								
C. Sutton	3								
J. Haden	2								
I. Loudermilk	2								
T. Norwood	2								
I. Buggs	1								
H. Mondeaux	1								
R. Spillane	1								
D. Tuszka	1								

NOVEMBER 8, 2021  
STEELERS VS. CHICAGO BEARS  
W 29-27

TOP TACKLERS		SACKS		INTS		FORCED FUMBLES		RECOVERED FUMBLES	
PLAYER	NO.	PLAYER	NO.	PLAYER	NO.	PLAYER	NO.	PLAYER	NO.
M. Fitzpatrick	8	T. Watt	3.0	C. Heyward	1				
T. Watt	7								
J. Schobert	5								
T. Edmunds	4								
A. Maulet	4								
D. Bush	3								
T. Charlton	3								
A. Highsmith	3								
C. Sutton	3								
I. Buggs	2								
C. Heyward	2								
H. Mondeaux	2								
J. Haden	1								
T. Norwood	1								
J. Pierre	1								
C. Wormley	1								

NOVEMBER 14, 2021  
STEELERS VS. DETROIT LIONS  
T 16-16 (OT)



TOP TACKLERS		SACKS		INTS		FORCED FUMBLES		RECOVERED FUMBLES	
PLAYER	NO.	PLAYER	NO.	PLAYER	NO.	PLAYER	NO.	PLAYER	NO.
J. Schobert	13	C. Heyward	2.0						
A. Highsmith	11	T. Edmunds	1.0						
D. Bush	9	T. Watt	1.0						
I. Buggs	5								
T. Edmunds	5								
M. Fitzpatrick	5								
C. Heyward	5								
J. Pierre	5								
T. Watt	5								
T. Charlton	3								
C. Wormley	3								
I. Loudermilk	2								
J. Haden	1								
M. Killebrew	1								
T. Norwood	1								

NOVEMBER 21, 2021  
STEELERS @ LOS ANGELES CHARGERS  
L 41-37

TOP TACKLERS		SACKS		INTS		FORCED FUMBLES		RECOVERED FUMBLES	
PLAYER	NO.	PLAYER	NO.	PLAYER	NO.	PLAYER	NO.	PLAYER	NO.
C. Sutton	10	A. Highsmith	1.5	C. Sutton	1				
T. Norwood	7	T. Charlton	0.5						
A. Highsmith	6								
J. Pierre	5								
D. Bush	4								
T. Edmunds	4								
J. Schobert	4								
C. Wormley	4								
A. Maulet	3								
D. Archibong	2								
T. Charlton	2								
C. Heyward	2								
K. Joseph	2								
A. Witherspoon	2								
I. Buggs	1								
R. Spillane	1								
D. Tuszka	1								

NOVEMBER 28, 2021  
STEELERS @ CINCINNATI BENGALS  
L 41-10

TOP TACKLERS		SACKS		INTS		FORCED FUMBLES		RECOVERED FUMBLES	
PLAYER	NO.	PLAYER	NO.	PLAYER	NO.	PLAYER	NO.	PLAYER	NO.
J. Schobert	10	C. Heyward	1.0	M. Fitzpatrick	1				
M. Fitzpatrick	9	C. Wormley	1.0						
C. Heyward	8								
T. Edmunds	6								
A. Maulet	6								
D. Bush	5								
A. Highsmith	5								
J. Pierre	4								
C. Sutton	4								
C. Wormley	4								
T. Charlton	2								
H. Mondeaux	2								
D. Tuszka	2								
T. Watt	2								
I. Loudermilk	1								
T. Norwood	1								
R. Spillane	1								
A. Witherspoon	1								

DECEMBER 5, 2021  
STEELERS VS. BALTIMORE RAVENS  
W 20-19

TOP TACKLERS		SACKS		INTS		FORCED FUMBLES		RECOVERED FUMBLES	
PLAYER	NO.	PLAYER	NO.	PLAYER	NO.	PLAYER	NO.	PLAYER	NO.
M. Fitzpatrick	9	T. Watt	3.5	M. Fitzpatrick	1	T. Watt	1		
J. Schobert	7	C. Wormley	2.5						
T. Watt	6	C. Heyward	1.0						
A. Witherspoon	5								
C. Wormley	5								
T. Edmunds	4								
C. Heyward	4								
C. Sutton	4								
A. Highsmith	3								
T. Norwood	3								
M. Adams Sr.	2								
D. Bush	2								
J. Layne	2								
A. Maulet	2								
H. Mondeaux	2								
D. Tuszka	2								
T. Charlton	1								
I. Loudermilk	1								

DECEMBER 9, 2021  
STEELERS @ MINNESOTA VIKINGS  
L 36-28

TOP TACKLERS		SACKS		INTS		FORCED FUMBLES		RECOVERED FUMBLES	
PLAYER	NO.	PLAYER	NO.	PLAYER	NO.	PLAYER	NO.	PLAYER	NO.
D. Bush	8			A. Witherspoon	2				
J. Schobert	7								
M. Fitzpatrick	6								
C. Heyward	6								
T. Edmunds	5								
T. Charlton	4								
C. Sutton	4								
A. Witherspoon	4								
M. Adams Sr.	2								
M. Killebrew	2								
I. Loudermilk	2								
D. Tuszka	2								
C. Wormley	2								
M. Allen	1								
A. Highsmith	1								
J. Layne	1								
A. Maulet	1								
H. Mondeaux	1								
T. Norwood	1								
T. Watt	1								

DECEMBER 19, 2021  
STEELERS VS. TENNESSEE TITANS  
W 19-13

TOP TACKLERS		SACKS		INTS		FORCED FUMBLES		RECOVERED FUMBLES	
PLAYER	NO.	PLAYER	NO.	PLAYER	NO.	PLAYER	NO.	PLAYER	NO.
M. Fitzpatrick	14	T. Watt	1.5	J. Schobert	1	A. Maulet	1	M. Fitzpatrick	1
T. Edmunds	10	D. Tuszka	1.0			C. Sutton	1	J. Haden	1
J. Schobert	7	C. Wormley	1.0			D. Tuszka	1	T. Watt	1
C. Heyward	6	C. Heyward	0.5						
D. Bush	5								
A. Maulet	5								
T. Watt	5								
C. Wormley	5								
A. Highsmith	4								
I. Loudermilk	4								
R. Spillane	3								
C. Sutton	3								
D. Tuszka	3								
T. Charlton	2								
J. Haden	2								
H. Mondeaux	2								
A. Witherspoon	2								
M. Allen	1								
C. Davis	1								
M. Killebrew	1								
T. Norwood	1								

DECEMBER 26, 2021  
STEELERS @ KANSAS CITY CHIEFS  
L 36-10

TOP TACKLERS		SACKS		INTS		FORCED FUMBLES		RECOVERED FUMBLES	
PLAYER	NO.	PLAYER	NO.	PLAYER	NO.	PLAYER	NO.	PLAYER	NO.
R. Spillane	13	C. Heyward	1.0			A. Highsmith	1		
M. Fitzpatrick	12	A. Highsmith	1.0						
J. Schobert	10								
C. Heyward	6								
A. Highsmith	6								
I. Loudermilk	6								
T. Edmunds	5								
J. Haden	4								
A. Maulet	4								
C. Davis	3								
M. Adams Sr.	2								
T. Charlton	1								
U. Gilbert III	1								
H. Mondeaux	1								
T. Norwood	1								
T. Watt	1								

(AS OF DEC 28, 2021, 4:16 AM PST)											2021 : REGULAR SEASON						
DATE	OPPONENT	TT	SOLO	ASST	SACKS	SACK YDS	INTS	INT YDS	PD	DTD	DS	TFL	QBH	FF	FR		
9/12	at Buffalo	74	49	25	3	16.0	0	0.0	6	1	0	5	8	4	1		
9/19	Las Vegas	65	45	20	2	9.0	0	0.0	4	0	0	6	5	1	0		
9/26	Cincinnati	43	25	18	0	0.0	1	15.0	2	0	0	2	0	0	0		
10/3	at Green Bay	65	44	21	3	12.0	0	0.0	4	0	0	7	7	1	1		
10/10	Denver	51	34	17	2	20.0	1	0.0	7	0	0	4	5	0	0		
10/17	Seattle	67	43	24	5	44.0	0	0.0	5	0	0	10	8	3	1		
10/31	at Cleveland	58	39	19	4	15.0	0	0.0	2	0	0	4	6	1	1		
11/8	Chicago	50	35	15	3	13.0	1	0.0	4	0	0	3	8	0	0		
11/14	Detroit	74	47	27	4	37.0	0	0.0	4	0	0	9	6	0	0		
11/21	at L.A. Chargers	60	45	15	2	8.0	1	4.0	4	0	0	2	5	0	0		
11/28	at Cincinnati	73	42	31	2	18.0	1	18.0	3	0	0	7	3	0	0		
12/5	Baltimore	64	49	15	7	34.0	1	0.0	4	0	0	9	10	1	0		
12/9	at Minnesota	61	36	25	0	0.0	2	45.0	8	0	0	4	6	0	0		
12/19	Tennessee	86	61	25	4	36.0	1	23.0	3	0	0	4	8	3	3		
12/26	at Kansas City	76	36	40	2	4.0	0	0.0	2	0	0	3	3	1	0		
1/3	Cleveland	--	--	--	--	--	--	--	--	--	--	--	--	--	--		
1/9	at Baltimore	--	--	--	--	--	--	--	--	--	--	--	--	--	--		
2021 TOTALS		967	630	337	43	266.0	9	105.0	62	1	0	79	88	15	7		

AMERICAN FOOTBALL CONFERENCE						
	OFFENSE				DEFENSE	
	TOTAL	RUSH	PASS	TOTAL	RUSH	PASS
Baltimore Ravens .....	3	4	6	13	*1	16
Buffalo Bills .....	4	6	4	*1	8	*1
Cincinnati Bengals .....	6	10	5	8	3	15
Cleveland Browns .....	8	2	15	4	5	4
Denver Broncos .....	11	7	11	3	6	3
Houston Texans .....	16	16	16	15	14	T 11
Indianapolis Colts .....	7	*1	12	9	7	10
Jacksonville Jaguars .....	15	11	13	10	12	8
Kansas City Chiefs .....	*1	8	*1	11	10	12
Las Vegas Raiders .....	5	13	3	6	9	5
Los Angeles Chargers .....	2	9	2	12	13	6
Miami Dolphins .....	14	15	8	7	4	9
New England Patriots .....	9	5	9	2	11	2
New York Jets .....	12	12	10	16	14	T 14
<b>Pittsburgh Steelers .....</b>	<b>13</b>	<b>14</b>	<b>7</b>	<b>14</b>	<b>16</b>	<b>7</b>
Tennessee Titans .....	10	3	14	5	2	13

NATIONAL FOOTBALL CONFERENCE						
	OFFENSE				DEFENSE	
	TOTAL	RUSH	PASS	TOTAL	RUSH	PASS
Arizona Cardinals .....	4	5	5	4	8	3
Atlanta Falcons .....	11	16	8	12	12	12
Carolina Panthers .....	13	10	14	*1	11	*1
Chicago Bears .....	12	4	16	5	13	2
Dallas Cowboys .....	*1	2	2	10	7	9
Detroit Lions .....	10	9	11	13	15	13
Green Bay Packers .....	8	12	6	7	10	6
Los Angeles Rams .....	3	13	3	9	3	11
Minnesota Vikings .....	5	6	4	15	16	14
New Orleans Saints .....	16	8	15	8	2	7
New York Giants .....	15	15	10	11	14	8
Philadelphia Eagles .....	7	*1	12	3	5	5
San Francisco 49ers .....	6	3	7	2	6	4
Seattle Seahawks .....	14	11	13	16	9	16
Tampa Bay Buccaneers .....	2	14	*1	6	*1	10
Washington Football Team .....	9	7	9	14	4	15

NATIONAL FOOTBALL LEAGUE						
	OFFENSE				DEFENSE	
	TOTAL	RUSH	PASS	TOTAL	RUSH	PASS
Arizona Cardinals .....	8	10	10	8	15	5 T
Atlanta Falcons .....	25	31	16	24	22	23
Baltimore Ravens .....	5	5	12	25	*1	32
Buffalo Bills .....	6	11	7	*1	17	*1
Carolina Panthers .....	28	19	29	2	21	2
Chicago Bears .....	26 T	8	32	9	25	4
Cincinnati Bengals .....	12	22	8	17	4	29
Cleveland Browns .....	16	3	27	7	10	8
Dallas Cowboys .....	*1	6	3	19	12	20
Denver Broncos .....	19	13	19	6	13	5 T
Detroit Lions .....	23	16	24	27	27	24
Green Bay Packers .....	15	21	11	11	18	10
Houston Texans .....	32	32	30	30	30 T	19
Indianapolis Colts .....	14	2	22	18	14	16
Jacksonville Jaguars .....	26 T	23	23	20	24	14
Kansas City Chiefs .....	3	17	2	21	20	25
Las Vegas Raiders .....	11	28	5	14	19	11
Los Angeles Chargers .....	4	18	4	22	29	12
Los Angeles Rams .....	7	24	6	16	6	22
Miami Dolphins .....	24	30	15	15	7	15
Minnesota Vikings .....	9	12	9	29	28	27
New England Patriots .....	17	9	17	3	23	3
New Orleans Saints .....	31	15	31	12	5	17
New York Giants .....	30	27	21	23	26	18
New York Jets .....	21	26	18	32	30 T	28
Philadelphia Eagles .....	13	*1	26	5	9	9
<b>Pittsburgh Steelers .....</b>	<b>22</b>	<b>29</b>	<b>14</b>	<b>26</b>	<b>32</b>	<b>13</b>
San Francisco 49ers .....	10	7	13	4	11	7
Seattle Seahawks .....	29	20	28	31	16	31
Tampa Bay Buccaneers .....	2	25	*1	10	3	21
Tennessee Titans .....	18	4	25	13	2	26
Washington Football Team .....	20	14	20	28	8	30

\* = NFL leader | T = Tied for position

2021 REGULAR SEASON																													
NFL										AFC																			
		OFFENSE					*POINTS			DEFENSE		*POINTS					OFFENSE					*POINTS			DEFENSE		*POINTS		
DATE	OPPONENT	TOTAL	RUSH	PASS	SCORED	TOTAL	RUSH	PASS	SCORED	DATE	OPPONENT	TOTAL	RUSH	PASS	SCORED	TOTAL	RUSH	PASS	SCORED										
09/12	at Buffalo	1-29	23	28	18	13	18	1-14	1-7	09/12	at Buffalo	1-14	13	15	8	5	9	1-6	1-2										
09/19	Las Vegas	28	32	18	1-24	22	10	29	9	09/19	Las Vegas	15	16	8	1-11	12	5	15	5										
09/26	Cincinnati	25	32	13	28	13	10	20	12	09/26	Cincinnati	13	16	6	14	7	6	12	7										
10/03	at Green Bay	27	32	16	1-28	16	11	19	13	10/03	at Green Bay	13	16	6	1-13	9	7	11	8										
10/10	Denver	27	31	19	27	16	9	19	10	10/10	Denver	13	15	7	12	7	5	10	5										
10/17	Seattle	25	29	17	25	12	1-9	15	12	10/17	Seattle	12	13	8	12	5	1-6	7	7										
[bye]	-	27	29	15	26	13	12	15	12	[bye]	-	13	13	8	12	6	8	7	6										
10/31	at Cleveland	24	28	16	26	11	12	13	7	10/31	at Cleveland	13	12	8	12	4	7	6	4										
11/08	Chicago	25	28	17	23	14	15	15	1-8	11/08	Chicago	14	13	9	12	6	10	7	4										
11/14	Detroit	24	26	17	26	1-12	25	9	8	11/14	Detroit	14	12	9	12	5	12	5	4										
11/21	at L.A. Chargers	22	27	14	20	23	26	15	14	11/21	at L.A. Chargers	13	12	8	11	12	12	7	6										
11/28	at Cincinnati	22	28	15	22	25	28	12	23	11/28	at Cincinnati	13	13	9	12	14	14	6	11										
12/05	Baltimore	22	29	15	21	22	27	14	21	12/05	Baltimore	13	13	8	11	12	13	8	10										
12/09	at Minnesota	21	28	13	1-21	27	30	14	22	12/09	at Minnesota	12	12	7	12	14	14	8	11										
12/19	Tennessee	21	31	14	20	27	31	12	22	12/19	Tennessee	12	15	7	11	14	15	6	11										
12/26	at Kansas City	22	29	14	22	26	32	13	22	12/26	at Kansas City	13	14	7	12	14	16	7	11										
01/03	Cleveland	-	-	-	-	-	-	-	-	01/03	Cleveland	-	-	-	-	-	-	-	-										
01/09	@ Baltimore	-	-	-	-	-	-	-	-	01/09	@ Baltimore	-	-	-	-	-	-	-	-										

\*Points per game

2021 REGULAR SEASON STEELERS GAME-BY-GAME OFFENSE																		
	09/12	09/19	09/26	10/03	10/10	10/17	10/31	11/08	11/14	11/21	11/28	12/05	12/09	12/19	12/26	01/03	01/09	
	@ BUF	LV	CIN	@ GB	DEN	SEA	@ CLE	CHI	DET	@ LAC	@ CIN	BAL	@ MIN	TEN	@ KC	CLE	@ BAL	Totals
FIRST DOWNS																		
Total	16	17	21	17	19	22	21	20	22	22	16	17	22	12	20			284
Rushing	4	3	2	5	5	6	7	8	7	5	1	4	7	2	6			72
Passing	9	13	16	11	12	14	13	8	13	14	15	11	11	7	13			180
Penalty	3	1	3	1	2	2	1	4	2	3	0	2	4	3	1			32
THIRD DOWNS																		
Attempts	12	12	19	11	12	14	13	17	17	15	13	12	13	11	13			204
Converted	4	5	9	4	7	5	4	6	7	8	7	5	4	2	5			82
Percentage	33.3%	41.7%	47.4%	36.4%	58.3%	35.7%	30.8%	35.3%	41.2%	53.3%	53.8%	41.7%	30.8%	18.2%	38.5%			40.2%
FOURTH DOWNS																		
Attempts	0	1	2	2	0	0	4	2	2	0	2	0	2	0	3			18
Converted	0	0	0	0	0	0	2	2	0	0	0	0	2	0	2			8
Percentage	0	0.0%	0.0%	0.0%	0	0	50.0%	100.0%	0	0.0%	0	0	100.0%	0	66.7%			44.4%
TOT. OFFENSE																		
Net Yards	252	331	342	282	391	345	370	280	387	300	301	321	375	168	303			4,748
Plays	55	56	77	58	61	71	69	66	81	65	59	57	69	45	70			959
Avg./Play	4.6	5.9	4.4	4.9	6.4	4.9	5.4	4.2	4.8	4.6	5.1	5.6	5.4	3.7	4.3			5.0
RUSHING																		
Net Yards	75	39	45	62	147	119	115	105	145	55	51	85	106	35	130			1,314
Rush. Att.	21	14	15	16	35	30	32	32	31	18	15	25	24	17	25			350
Avg./Att.	3.6	2.8	3.0	3.9	4.2	4.0	3.6	3.3	4.7	3.1	3.4	3.4	4.4	2.1	5.2			3.8
PASSING																		
Net Yards	177	292	297	220	244	226	255	175	242	245	250	236	269	133	173			3,434
Attempts	32	40	58	40	25	40	35	30	50	44	41	31	40	25	43			574
Completions	18	27	38	26	15	29	22	21	30	28	24	21	28	16	28			371
Intercepted	0	1	2	1	0	0	0	0	1	0	2	0	1	0	1			9
Gross Yards	188	295	318	232	253	229	266	205	242	273	263	236	308	148	194			3,650
Sacked	2.0	2.0	4.0	2.0	1.0	1.0	2.0	4.0	0.0	3.0	3.0	1.0	5.0	3.0	2.0			35.0
Yards Lost	11	3	21	12	9	3	11	30	0	28	13	0	39	15	21			216
ADVANCES																		
Rushes	21	14	15	16	35	30	32	32	31	18	15	25	24	17	25			350
Completions	18	27	38	26	15	29	22	21	30	28	24	21	28	16	28			371
Totals	39	41	53	42	50	59	54	53	61	46	39	46	52	33	53			721
Total Drives	11	11	11	11	10	13	10	12	14	11	12	10	14	12	11			173
PENALTIES																		
Number	5	5	10	5	8	5	8	5	7	8	3	5	10	5	5			95
Yards	32	43	73	34	59	38	65	30	59	38	30	81	85	30	40			737
FUMBLES																		
Number	1	1	1	1	1	1	1	1	3	1	2	0	1	0	2			17
Lost	0	0	0	1	1	1	0	1	2	0	1	0	0	0	2			9
PUNTING																		
Yards	207	197	162	102	119	335	176	196	280	46	190	217	258	199	121			2,805
Punts	5	4	4	3	2	7	4	5	6	1	5	5	6	5	2			64
Net Avg.	41.2	42.8	38.3	34.0	46.5	42.1	43.8	35.2	31.5	47.0	34.6	41.0	37.8	30.2	41.5			38.2
Gross Avg.	41.4	49.3	40.5	34.0	59.5	47.9	44.0	39.2	46.7	46.0	38.0	43.4	43.0	39.8	60.5			43.8
SCORING																		
Points	23	17	10	17	27	23	15	29	16	37	10	20	28	19	10			301
Q1	0	0	0	7	7	0	0	7	7	3	3	0	0	0	0			34
Q2	0	7	7	3	10	14	3	7	3	7	0	3	0	3	0			67
Q3	6	0	0	0	7	3	6	6	3	0	0	0	7	7	3			48
Q4	17	10	3	7	3	3	6	9	3	27	7	17	21	9	7			149
OT	0	0	0	0	0	3	0	0	0	0	0	0	0	0	0			3
TD Rushing	0	1	0	1	1	1	1	1	0	1	0	0	1	1	0			9
TD Passing	1	1	1	1	2	1	1	2	1	3	1	2	3	0	1			21
TD KO Returns	0	0	0	0	0	0	0	0	0	0	0	0	0	0	0			0
TD Punt Returns	0	0	0	0	0	0	0	0	0	0	0	0	0	0	0			0
TD Sp. Teams	1	0	0	0	0	0	0	0	0	0	0	0	0	0	0			1
TD Def. Returns	0	0	0	0	0	0	0	0	0	0	0	0	0	0	0			0
FG Attempts	3	1	2	1	2	3	1	3	3	3	1	2	1	5	2			33
FG Made	3	1	1	1	2	3	1	3	3	3	1	2	0	4	1			29
Safety	0	0	0	0	0	0	0	0	0	0	0	0	0	0	0			0
2-Pt Attempts	0	0	0	0	0	0	2	0	0	0	0	1	2	0	0			5
2-Pt Made	0	0	0	0	0	0	0	0	0	0	0	1	1	0	0			2
Time of Possession	26:43	25:38	35:22	25:19	33:02	37:33	31:45	34:05	36:48	28:14	24:40	23:30	29:32	20:52	25:18			438:21

2021 REGULAR SEASON STEELERS GAME-BY-GAME DEFENSE																			
	09/12	09/19	09/26	10/03	10/10	10/17	10/31	11/08	11/14	11/21	11/28	12/05	12/09	12/19	12/26	01/03	01/09		
	@ BUF	LV	CIN	@ GB	DEN	SEA	@ CLE	CHI	DET	@ LAC	@ CIN	BAL	@ MIN	TEN	@ KC	CLE	BAL	Totals	
<b>FIRST DOWNS</b>																			
Total	22	22	12	23	17	18	19	20	17	33	25	22	22	22	25			319	
Rushing	8	4	4	9	3	8	7	7	10	9	13	7	13	14	9			125	
Passing	13	17	7	13	14	9	10	11	5	19	11	12	8	8	16			173	
Penalty	1	1	1	1	0	1	2	2	2	5	1	3	1	0	0			21	
<b>THIRD DOWNS</b>																			
Attempts	18	13	9	15	12	12	10	12	18	12	11	16	14	18	11			201	
Converted	8	5	3	9	2	3	3	4	7	5	8	5	5	8	4			78	
Percentage	44.4%	38.5%	33.3%	60.0%	16.7%	25.0%	30.0%	33.3%	22.2%	58.3%	45.5%	50.0%	35.7%	44.4%	36.4%			38.8%	
<b>FOURTH DOWNS</b>																			
Attempts	3	1	0	1	4	0	2	0	2	1	1	0	1	2	1			19	
Converted	1	1	0	0	3	0	0	0	2	0	1	0	1	1	1			11	
Percentage	33.3%	100.0%	0	0.0%	75.0%	0	0.0%	0	100.0%	0.0%	100.0%	0	100.0%	50.0%	100.0%			57.9%	
<b>TOT. OFFENSE</b>																			
Net Yards	371	425	268	367	374	309	306	414	306	533	370	326	458	318	381			5,526	
Plays	79	64	42	72	58	64	58	58	68	69	65	69	67	78	67			978	
Avg./Play	4.7	6.6	6.4	5.1	6.4	4.8	5.3	7.1	4.5	7.7	5.7	4.7	6.8	4.1	5.7			5.7	
<b>RUSHING</b>																			
Net Yards	117	52	96	131	106	144	96	136	229	159	198	107	242	201	127			2,141	
Rush. Att.	25	25	24	33	18	27	23	26	39	26	38	25	36	42	35			442	
Avg./Att.	4.7	2.1	4.0	4.0	5.9	5.3	4.2	5.2	5.9	6.1	5.2	4.3	6.7	4.8	3.6			4.8	
<b>PASSING</b>																			
Net Yards	254	373	172	236	268	165	210	278	77	374	172	219	216	117	254			3,385	
Attempts	51	37	18	36	38	32	31	29	25	41	25	37	31	32	30			493	
Completions	30	28	14	20	24	23	20	17	14	30	20	23	14	23	23			323	
Intercepted	0	0	1	0	1	0	0	1	0	1	1	1	2	1	0			9	
Gross Yards	270	382	172	248	288	209	225	291	114	382	190	253	216	153	258			3,651	
Sacked	3.0	2.0	0.0	3.0	2.0	5.0	4.0	3.0	4.0	2.0	2.0	7.0	0.0	4.0	2.0			43.0	
Yards Lost	16	9	0	12	20	44	15	13	37	8	18	34	0	36	4			266	
<b>ADVANCES</b>																			
Rushes	25	25	24	33	18	27	23	26	39	26	38	25	36	42	35			442	
Completions	30	28	14	20	24	23	20	17	14	30	20	23	14	23	23			323	
Totals	55	53	38	53	42	50	43	43	53	56	58	48	50	65	58			765	
Total Drives	11	10	12	11	9	14	9	12	15	11	10	10	13	11	10			168	
<b>PENALTIES</b>																			
Number	8	5	10	3	7	6	5	12	8	12	3	10	11	7	5			112	
Yards	81	40	89	25	67	45	30	115	84	75	18	55	102	68	41			935	
<b>FUMBLES</b>																			
Number	4	2	0	1	0	3	1	1	0	0	0	1	0	5	3			21	
Lost	1	0	0	1	0	1	1	1	0	0	0	0	0	3	0			8	
<b>PUNTING</b>																			
Yards	137	190	241	138	176	364	197	234	464	0	139	203	146	143	91			2,863	
Punts	4	4	5	3	4	8	4	5	10	1	3	4	3	3	2			63	
Net Avg.	22.4	37.3	45.4	41.3	44.0	36.9	42.0	41.2	37.0	0.0	45.3	42.5	46.0	34.7	35.5			38.8	
Gross Avg.	34.3	47.5	48.2	46.0	44.0	45.5	49.3	46.8	46.4	0.0	46.3	50.8	48.7	47.7	45.5			45.4	
<b>SCORING</b>																			
Points	16	26	24	27	19	20	10	27	16	41	41	19	36	13	36			371	
Q1	3	3	7	0	3	0	3	0	0	7	10	0	6	10	14			66	
Q2	7	6	7	17	3	0	0	3	10	10	21	7	17	3	9			120	
Q3	0	7	10	10	0	14	7	3	6	10	3	3	6	0	7			86	
Q4	6	10	0	0	13	6	0	21	0	14	7	9	7	0	6			99	
OT	0	0	0	0	0	0	0	0	0	0	0	0	0	0	0			0	
TD Rushing	0	0	0	1	0	1	1	1	2	2	3	1	2	1	1			16	
TD Passing	1	2	3	2	2	1	0	1	0	3	1	1	2	0	3			22	
TD KO Returns	0	0	0	0	0	0	0	0	0	0	0	0	0	0	0			0	
TD Punt Returns	0	0	0	0	0	0	0	0	0	0	0	0	0	0	0			0	
TD Sp. Teams	0	0	0	0	0	0	0	0	0	0	0	0	0	0	0			1	
TD Def. Returns	0	0	0	0	0	0	0	0	0	0	1	0	0	0	0			1	
FG Attempts	3	4	1	2	2	2	1	3	2	2	2	2	4	2	4			36	
FG Made	3	4	1	2	2	2	1	2	1	2	2	2	3	2	3			32	
Safety	0	0	0	0	0	0	0	0	0	0	0	0	0	0	0			0	
2-Pt Attempts	0	0	0	0	1	0	0	0	0	0	0	1	0	0	0			2	
2-Pt Made	0	0	0	0	0	0	0	0	0	0	0	0	0	0	0			0	
Time of Possession	33:17	34:22	24:38	34:41	26:58	29:37	28:15	25:55	33:12	31:46	35:20	36:30	30:28	39:08	34:42			478:49	

2021 REGULAR SEASON - DEFENSIVE TAKEAWAYS						
DATE	OPPONENT	TAKEAWAY	QTR.	SCORE	YD-LINE	RESULT
09/12	at Buffalo	C. Heyward FR (T. Watt FF)	2	0-3	PIT-45	Punt
09/19	Las Vegas	None				
09/26	Cincinnati	T. Edmunds INT (J. Burrow)	1	0-0	PIT-29	INT
10/03	at Green Bay	T. Watt FR (C. Wormley FF)	3	10-27	PIT-35	Punt
10/10	Denver	J. Pierre INT (T. Bridgewater: touchback)	4	27-19	PIT-(8)	EOG
10/17	Seattle	D. Bush FR (T. Watt FF)	5	20-20	SEA-16	FG
10/31	at Cleveland	T. Watt FR (J. Schobert FF)	4	15-10	PIT-20	Punt
11/08	Chicago	C. Heyward INT (J. Fields)	1	7-0	CHI-36	TD
11/14	Detroit	None				
11/21	at L.A. Chargers	C. Sutton INT (J. Herbert)	4	27-34	LAC-15	TD
11/28	at Cincinnati	M. Fitzpatrick INT (J. Burrow)	2	3-24	PIT-3	INT
12/05	Baltimore	M. Fitzpatrick INT (L. Jackson: touchback)	1	0-0	PIT-(5)	Punt
12/09	at Minnesota	A. Witherspoon INT (K. Cousins)	3	7-29	MIN-46	TD
		A. Witherspoon INT (K. Cousins)	4	20-36	PIT-38	TD
12/19	Tennessee	M. Fitzpatrick FR (A. Maulet FF)	2	0-10	TEN-35	FG
		J. Haden FR (C. Sutton FF)	3	10-13	TEN-41	FG
		J. Schobert INT (R. Tannehill)	4	13-13	PIT-46	FG
		T. Watt FR (R. Tannehill fumble)	4	16-13	TEN-35	FG
12/26	at Kansas City	None				
01/03	Cleveland	--	--	--	--	--
01/09	at Baltimore	--	--	--	--	--

2021 REGULAR SEASON - OFFENSIVE GIVEAWAYS						
DATE	OPPONENT	TAKEAWAY	QTR.	SCORE	YD-LINE	RESULT
09/12	at Buffalo	None				
09/19	Las Vegas	B. Roethlisberger INT (T. Mullen Jr.)	1	0-0	LV-43	FG
09/26	Cincinnati	B. Roethlisberger INT (L. Wilson)	1	0-0	PIT-42	TD
		B. Roethlisberger INT (L. Wilson)	3	7-17	PIT-32	TD
10/03	at Green Bay	B. Roethlisberger fumble (K. Keke FF; K. Clark FR)	2	7-7	PIT-23	TD
		B. Roethlisberger INT (E. Stokes)	4	17-27	GB-42	EOG
10/10	Denver	B. Roethlisberger fumble (M. Reed FF; A. Johnson FR)	1	7-0	PIT-39	FG
10/17	Seattle	B. Roethlisberger fumble (K. Hyder Jr. FR)	4	17-17	PIT-35	Punt
10/31	at Cleveland	None				
11/08	Chicago	None				
11/14	Detroit	M. Rudolph INT (J. Okwara)	1	7-0	DET-39	Punt
		D. Johnson fumble (M. Gilbert FF; A. Oruware FR)	5	16-16	DET-45	Missed FG
		P. Freiermuth fumble (W. Harris FF; T. Flowers FR)	5	16-16	DET-38	EOG
11/21	at L.A. Chargers	None				
11/28	at Cincinnati	B. Roethlisberger INT (E. Apple)	1	0-7	CIN-45	FG
		B. Roethlisberger INT (M. Hilton)	2	3-31	PIT-24	TD
		B. Roethlisberger fumble (T. Hendrickson FF; S. Hubbard FR)	3	3-31	PIT-45	FG
12/05	Baltimore	None				
12/09	at Minnesota	B. Roethlisberger INT (B. Breeland)	3	0-26	PIT-48	FG
12/19	Tennessee	None				
12/26	at Kansas City	B. Roethlisberger INT (C. Ward)	1	0-7	PIT-49	TD
		D. Johnson fumble (T. Mathieu FR)	3	0-23	KC-49	TD
		B. Roethlisberger fumble (T. Wharton FF; J. Reed FR)	4	3-33	PIT-17	FG
01/03	Cleveland	--	--	--	--	--
01/09	at Baltimore	--	--	--	--	--

2021 REGULAR SEASON - SPECIAL TEAMS/MISC TAKEAWAYS						
DATE	OPPONENT	TAKEAWAY	QTR.	SCORE	YD-LINE	RESULT
11/08	Chicago	C. Boswell FR (J. Pierre FF)	4	23-13	CHI-42	Punt
2021 REGULAR SEASON - SPECIAL TEAMS/MISC GIVEAWAYS						
DATE	OPPONENT	TAKEAWAY	QTR.	SCORE	YD-LINE	RESULT
11/08	Chicago	R. McCloud fumble (J. Iyiegbuniwe FF; D. Houston-Carson FR)	4	23-20	PIT-25	TD

2021 REGULAR SEASON - TURNOVERS		
Offense:	17 Giveaways 60 Points (6 TD, 6 FG)	Ratio -1 (17 takes, 18 gives)
Defense:	16 Takeaways 44 Points (4 TD, 5 FG)	
Special Teams:	1 Giveaway 7 Points (1 TD, 0 FG) 1 Takeaway 0 Points (0 TD, 0 FG)	Points Off Turnovers Ratio -23 (44 scored, 67 allowed)



		FORCED TURNOVERS			TURNOVERS CONVERTED					OUTCOME	
DATE	OPPONENT	FUM	INTS	TOTAL	TD	FG	PTS.	PTS. PCT.	TD PCT.	NET DIFF.	RESULT
09/12	Pittsburgh	1	0	1	0	0	0	0.0	0.0	+1	W
	at Buffalo	0	0	0	0	0	0	0.0	0.0	-1	L
09/19	Pittsburgh	0	0	0	0	0	0	0.0	0.0	-1	L
	Las Vegas	0	1	1	0	1	3	100.0	0.0	+1	W
09/26	Pittsburgh	0	1	1	0	0	0	0.0	0.0	-1	L
	Cincinnati	0	2	2	2	0	14	100.0	100.0	+1	W
10/03	Pittsburgh	1	0	1	0	0	0	0.0	0.0	-1	L
	at Green Bay	1	1	2	1	0	7	50.0	100.0	+1	W
10/10	Pittsburgh	0	1	1	0	0	0	0.0	0.0	0	W
	Denver	1	0	1	0	1	3	100.0	0.0	0	L
10/17	Pittsburgh	1	0	1	0	1	3	100.0	0.0	0	W
	Seattle	1	0	1	0	0	0	0.0	0.0	0	L
10/31	Pittsburgh	1	0	1	0	0	0	0.0	0.0	+1	W
	at Cleveland	0	0	0	0	0	0	0.0	0.0	-1	L
11/08	Pittsburgh	1	1	2	1	0	7	50.0	100.0	+1	W
	Chicago	1	0	1	1	0	7	100.0	100.0	-1	L
11/14	Pittsburgh	0	0	0	0	0	0	0.0	0.0	-3	T-16
	Detroit	2	1	3	0	0	0	0.0	0.0	+3	T
11/21	Pittsburgh	0	1	1	1	0	7	100.0	100.0	+1	L
	at L.A. Chargers	0	0	0	0	0	0	0.0	0.0	-1	W
11/28	Pittsburgh	0	1	1	0	0	0	0.0	0.0	-2	L
	at Cincinnati	1	2	3	1	2	13	100.0	33.3	+2	W
12/05	Pittsburgh	0	1	1	0	0	0	0.0	0.0	+1	W
	Baltimore	0	0	0	0	0	0	0.0	0.0	-1	L
12/09	Pittsburgh	0	2	2	2	0	15	100.0	100.0	+1	L
	at Minnesota	0	1	1	0	1	3	100.0	0.0	-1	W
12/19	Pittsburgh	3	1	4	0	4	12	100.0	0.0	+4	W
	Tennessee	0	0	0	0	0	0	0.0	0.0	-4	L
12/26	Pittsburgh	0	0	0	0	0	0	0.0	0.0	-3	L
	at Kansas City	2	1	3	2	1	17	100.0	66.7	+3	W
01/03	Cleveland	--	--	--	--	--	--	--	--	--	--
01/09	at Baltimore	--	--	--	--	--	--	--	--	--	--
	STEELERS	8	9	17	4	5	44	52.9	44.4	-1	7-7
	OPPONENTS	9	9	18	7	6	67	72.2	53.8	+1	7-7

2021 REGULAR SEASON INDIVIDUAL GAME-BY-GAME STATS														
PASSING:		CHRIS BOSWELL												
DATE	OPP.	ATT	CMP	YDS	CMP%	Y/A	Y/C	TD	TD%	INT	INT%	LG	SK/YD	RATE
09/12	at Buffalo	0	0	0	0.0%	0.0	0.0	0	0.0%	0	0.0%	0	0/0	0.0
09/19	Las Vegas	0	0	0	0.0%	0.0	0.0	0	0.0%	0	0.0%	0	0/0	0.0
09/26	Cincinnati	0	0	0	0.0%	0.0	0.0	0	0.0%	0	0.0%	0	0/0	0.0
10/03	at Green Bay	0	0	0	0.0%	0.0	0.0	0	0.0%	0	0.0%	0	0/0	0.0
10/10	Denver	0	0	0	0.0%	0.0	0.0	0	0.0%	0	0.0%	0	0/0	0.0
10/17	Seattle	0	0	0	0.0%	0.0	0.0	0	0.0%	0	0.0%	0	0/0	0.0
10/31	at Cleveland	1	0	0	0.0%	0.0	0.0	0	0.0%	0	0.0%	0	0/0	39.6
11/08	Chicago	0	0	0	0.0%	0.0	0.0	0	0.0%	0	0.0%	0	0/0	0.0
11/14	Detroit	0	0	0	0.0%	0.0	0.0	0	0.0%	0	0.0%	0	0/0	0.0
11/21	at L.A. Chargers	0	0	0	0.0%	0.0	0.0	0	0.0%	0	0.0%	0	0/0	0.0
11/28	at Cincinnati	0	0	0	0.0%	0.0	0.0	0	0.0%	0	0.0%	0	0/0	0.0
12/05	Baltimore	0	0	0	0.0%	0.0	0.0	0	0.0%	0	0.0%	0	0/0	0.0
12/09	at Minnesota	0	0	0	0.0%	0.0	0.0	0	0.0%	0	0.0%	0	0/0	0.0
12/19	Tennessee	0	0	0	0.0%	0.0	0.0	0	0.0%	0	0.0%	0	0/0	0.0
12/26	at Kansas City	0	0	0	0.0%	0.0	0.0	0	0.0%	0	0.0%	0	0/0	0.0
01/03	Cleveland													
01/09	at Baltimore													
TOTALS		1	0	0	0.0%	0.0	0.0	0	0.0%	0	0.0%	0	0/0	39.6

PASSING:		JOSHUA DOBBS												
DATE	OPP.	ATT	CMP	YDS	CMP%	Y/A	Y/C	TD	TD%	INT	INT%	LG	SK/YD	RATE
09/12	at Buffalo													
09/19	Las Vegas													
09/26	Cincinnati													
10/03	at Green Bay													
10/10	Denver													
10/17	Seattle													
10/31	at Cleveland													
11/08	Chicago													
11/14	Detroit													
11/21	at L.A. Chargers													
11/28	at Cincinnati													
12/05	Baltimore													
12/09	at Minnesota													
12/19	Tennessee													
12/26	at Kansas City													
01/03	Cleveland													
01/09	at Baltimore													
TOTALS		0	0	0	0.0%	0.0	0.0	0	0.0%	0	0.0%	--	0/0	0.0

PASSING:		DWAYNE HASKINS												
DATE	OPP.	ATT	CMP	YDS	CMP%	Y/A	Y/C	TD	TD%	INT	INT%	LG	SK/YD	RATE
09/12	at Buffalo													
09/19	Las Vegas													
09/26	Cincinnati													
10/03	at Green Bay													
10/10	Denver													
10/17	Seattle													
10/31	at Cleveland													
11/08	Chicago													
11/14	Detroit													
11/21	at L.A. Chargers													
11/28	at Cincinnati													
12/05	Baltimore													
12/09	at Minnesota													
12/19	Tennessee													
12/26	at Kansas City													
01/03	Cleveland													
01/09	at Baltimore													
TOTALS		0	0	0	0.0%	0.0	0.0	0	0.0%	0	0.0%	--	0/0	0.0

PASSING:		JAMES MORGAN												
DATE	OPP.	ATT	CMP	YDS	CMP%	Y/A	Y/C	TD	TD%	INT	INT%	LG	SK/YD	RATE
09/12	at Buffalo													
09/19	Las Vegas													
09/26	Cincinnati													
10/03	at Green Bay													
10/10	Denver													
10/17	Seattle													
10/31	at Cleveland													
11/08	Chicago													
11/14	Detroit													
11/21	at L.A. Chargers													
11/28	at Cincinnati													
12/05	Baltimore													
12/09	at Minnesota													
12/19	Tennessee													
12/26	at Kansas City													
01/03	Cleveland													
01/09	at Baltimore													
TOTALS		0	0	0	0.0%	0.0	0.0	0	0.0%	0	0.0%	--	0/0	0.0

PASSING:		BEN ROETHLISBERGER												
DATE	OPP.	ATT	CMP	YDS	CMP%	Y/A	Y/C	TD	TD%	INT	INT%	LG	SK/YD	RATE
09/12	at Buffalo	32	18	188	56.3%	5.9	10.4	1	3.1%	0	0.0%	24	2/11	83.9
09/19	Las Vegas	40	27	295	67.5%	7.4	10.9	1	2.5%	1	2.5%	52	2/3	87.0
09/26	Cincinnati	58	38	318	65.5%	5.5	8.4	1	1.7%	2	3.4%	29	4/21	70.9
10/03	at Green Bay	40	26	232	65.0%	5.8	8.9	1	2.5%	1	2.5%	45t	2/12	78.3
10/10	Denver	25	15	253	60.0%	10.1	16.9	2	8.0%	0	0.0%	59	1/9	120.9
10/17	Seattle	40	29	229	72.5%	5.7	7.9	1	2.5%	0	0.0%	23	1/3	94.7
10/31	at Cleveland	34	22	266	64.7%	7.8	12.1	1	2.9%	0	0.0%	50	2/11	98.4
11/08	Chicago	30	21	205	70.0%	6.8	9.8	2	6.7%	0	0.0%	42	4/30	111.1
11/14	Detroit	RESERVE/COVID-19												
11/21	at L.A. Chargers	44	28	273	63.6%	6.2	9.8	3	6.8%	0	0.0%	37	3/28	103.7
11/28	at Cincinnati	41	24	263	58.5%	6.4	11.0	1	2.4%	2	4.9%	41	3/13	65.4
12/05	Baltimore	31	21	236	67.7%	7.6	11.2	2	6.5%	0	0.0%	40	1/0	111.8
12/09	at Minnesota	40	28	308	70.0%	7.7	11.0	3	7.5%	1	2.5%	38	5/39	107.1
12/19	Tennessee	25	16	148	64.0%	5.9	9.3	0	0.0%	0	0.0%	19	3/15	80.1
12/26	at Kansas City	35	23	159	65.7%	4.5	6.9	1	2.9%	1	2.9%	24	2/21	73.4
01/03	Cleveland													
01/09	at Baltimore													
TOTALS		515	336	3,373	65.2%	6.5	10.0	20	3.9%	8	1.6%	59	35/216	90.2

PASSING:		MASON RUDOLPH												
DATE	OPP.	ATT	CMP	YDS	CMP%	Y/A	Y/C	TD	TD%	INT	INT%	LG	SK/YD	RATE
09/12	at Buffalo	DID NOT PLAY (NON-INJURY)												
09/19	Las Vegas	DID NOT PLAY (NON-INJURY)												
09/26	Cincinnati	DID NOT PLAY (NON-INJURY)												
10/03	at Green Bay	DID NOT PLAY (NON-INJURY)												
10/10	Denver	DID NOT PLAY (NON-INJURY)												
10/17	Seattle	DID NOT PLAY (NON-INJURY)												
10/31	at Cleveland	DID NOT PLAY (NON-INJURY)												
11/08	Chicago	DID NOT PLAY (NON-INJURY)												
11/14	Detroit	50	30	242	60.0%	4.8	8.1	1	2.0%	1	2.0%	36	0/0	70.6
11/21	at L.A. Chargers	DID NOT PLAY (NON-INJURY)												
11/28	at Cincinnati	DID NOT PLAY (NON-INJURY)												
12/05	Baltimore	DID NOT PLAY (NON-INJURY)												
12/09	at Minnesota	DID NOT PLAY (NON-INJURY)												
12/19	Tennessee	DID NOT PLAY (NON-INJURY)												
12/26	at Kansas City	8	5	35	62.5%	4.4	7.0	0	0.0%	0	0.0%	12	0/0	72.4
01/03	Cleveland													
01/09	at Baltimore													
TOTALS		58	35	277	60.3%	4.8	7.9	1	1.7%	1	1.7%	36	0/0	70.8

2021 REGULAR SEASON INDIVIDUAL GAME-BY-GAME STATS																
RUSHING:		KALEN BALLAGE					CHASE CLAYPOOL					ERIC EBFRON				
DATE	OPP.	NO.	YDS	AVG	LG	TD	NO.	YDS	AVG	LG	TD	NO.	YDS	AVG	LG	TD
09/12	at Buffalo	0	0	0.0	--	0	1	25	25.0	25	0	0	0	0.0	--	0
09/19	Las Vegas	0	0	0.0	--	0	1	-3	-3.0	-3	0	0	0	0.0	--	0
09/26	Cincinnati	0	0	0.0	--	0	0	0	0.0	--	0	0	0	0.0	--	0
10/03	at Green Bay	0	0	0.0	--	0	ON INACTIVE LIST					0	0	0.0	--	0
10/10	Denver	4	0	0.0	3	0	0	0	0.0	--	0	0	0	0.0	--	0
10/17	Seattle	2	15	7.5	11	0	0	0	0.0	--	0	1	1	1.0	1t	1
10/31	at Cleveland	1	-3	-3.0	-3	0	2	16	8.0	16	0	ON INACTIVE LIST				
11/08	Chicago	0	0	0.0	--	0	2	13	6.5	11	0	ON INACTIVE LIST				
11/14	Detroit	0	0	0.0	--	0	ON INACTIVE LIST					0	0	0.0	--	0
11/21	at L.A. Chargers	1	3	3.0	3	0	2	1	0.5	3	0	0	0	0.0	--	0
11/28	at Cincinnati	3	21	7.0	13	0	0	0	0.0	--	0	INJURED RESERVE				
12/05	Baltimore	0	0	0.0	--	0	1	2	2.0	2	0	INJURED RESERVE				
12/09	at Minnesota	0	0	0.0	--	0	1	2	2.0	2	0	INJURED RESERVE				
12/19	Tennessee	0	0	0.0	--	0	1	7	7.0	7	0	INJURED RESERVE				
12/26	at Kansas City	0	0	0.0	--	0	0	0	0.0	--	0	INJURED RESERVE				
01/03	Cleveland															
01/09	at Baltimore															
TOTALS		11	36	3.3	13	0	11	63	5.7	25	0	1	1	1.0	1T	1

RUSHING:		NAJEE HARRIS					DIONTAE JOHNSON					RAY RAY MCCLLOUD				
DATE	OPP	NO.	YDS	AVG	LG	TD	NO.	YDS	AVG	LG	TD	NO.	YDS	AVG	LG	TD
09/12	at Buffalo	16	45	2.8	18	0	0	0	0.0	--	0	0	0	0.0	--	0
09/19	Las Vegas	10	38	3.8	14	0	0	0	0.0	--	0	0	0	0.0	--	0
09/26	Cincinnati	14	40	2.9	20	0	ON INACTIVE LIST					0	0	0.0	--	0
10/03	at Green Bay	15	62	4.1	11	1	0	0	0.0	--	0	0	0	0.0	--	0
10/10	Denver	23	122	5.3	20	1	0	0	0.0	--	0	0	0	0.0	--	0
10/17	Seattle	24	81	3.4	10	0	1	25	25.0	25	0	0	0	0.0	--	0
10/31	at Cleveland	26	91	3.5	11	1	0	0	0.0	--	0	1	10	10.0	10	0
11/08	Chicago	22	62	2.8	13	1	2	11	5.5	11	0	0	0	0.0	--	0
11/14	Detroit	26	105	4.0	12	0	0	0	0.0	--	0	0	0	0.0	--	0
11/21	at L.A. Chargers	12	39	3.3	12	1	0	0	0.0	--	0	1	5	5.0	5	0
11/28	at Cincinnati	8	23	2.9	5	0	0	0	0.0	--	0	RESERVE/COVID-19				
12/05	Baltimore	21	71	3.4	13	0	0	0	0.0	--	0	0	0	0.0	--	0
12/09	at Minnesota	20	94	4.7	23	1	1	7	7.0	7	0	0	0	0.0	--	0
12/19	Tennessee	12	18	1.5	7	0	1	10	10.0	10	0	0	0	0.0	--	0
12/26	at Kansas City	19	93	4.9	21	0	0	0	0.0	--	0	0	0	0.0	--	0
01/03	Cleveland															
01/09	at Baltimore															
TOTALS		268	984	3.7	23	6	5	53	10.6	25	0	2	15	7.5	10	0

RUSHING:		ANTHONY MCFARLAND JR.					BEN ROETHLISBERGER					MASON RUDOLPH				
DATE	OPP	NO.	YDS	AVG	LG	TD	NO.	YDS	AVG	LG	TD	NO.	YDS	AVG	LG	TD
09/12	at Buffalo	INJURED RESERVE					4	5	1.3	8	0	DID NOT PLAY (NON-INJURY)				
09/19	Las Vegas	INJURED RESERVE					0	0	0.0	--	0	DID NOT PLAY (NON-INJURY)				
09/26	Cincinnati	INJURED RESERVE					1	5	5.0	5	0	DID NOT PLAY (NON-INJURY)				
10/03	at Green Bay	INJURED RESERVE					0	0	0.0	--	0	DID NOT PLAY (NON-INJURY)				
10/10	Denver	INJURED RESERVE					1	-1	-1.0	-1	0	DID NOT PLAY (NON-INJURY)				
10/17	Seattle	INJURED RESERVE - DESIGNATED FOR RETURN					2	-3	-1.5	--	0	DID NOT PLAY (NON-INJURY)				
10/31	at Cleveland	1	1	1.0	1	0	1	0	0.0	--	0	DID NOT PLAY (NON-INJURY)				
11/08	Chicago	ON INACTIVE LIST					2	0	0.0	1	0	DID NOT PLAY (NON-INJURY)				
11/14	Detroit	ON INACTIVE LIST					RESERVE/COVID-19					4	36	9.0	26	0
11/21	at L.A. Chargers	ON INACTIVE LIST					0	0	0.0	--	0	DID NOT PLAY (NON-INJURY)				
11/28	at Cincinnati	2	2	1.0	3	0	0	0	0.0	--	0	DID NOT PLAY (NON-INJURY)				
12/05	Baltimore	ON INACTIVE LIST					1	-1	-1.0	-1	0	DID NOT PLAY (NON-INJURY)				
12/09	at Minnesota	INACTIVE					1	5	5.0	5	0	DID NOT PLAY (NON-INJURY)				
12/19	Tennessee	ON INACTIVE LIST					3	0	0.0	1t	1	DID NOT PLAY (NON-INJURY)				
12/26	at Kansas City	RESERVE/COVID-19					0	0	0.0	--	0	1	17	17.0	17	0
01/03	Cleveland															
01/09	at Baltimore															
TOTALS		3	3	1.0	3	0	16	10	0.6	8	1	5	53	10.6	26	0

RUSHING:		JUJU SMITH-SCHUSTER					BENNY SNELL JR.					JAMES WASHINGTON				
DATE	OPP	NO.	YDS	AVG	LG	TD	NO.	YDS	AVG	LG	TD	NO.	YDS	AVG	LG	TD
09/12	at Buffalo	0	0	0.0	--	0	0	0	0.0	--	0	0	0	0.0	--	0
09/19	Las Vegas	1	3	3.0	3t	1	2	1	0.5	1	0	0	0	0.0	--	0
09/26	Cincinnati	0	0	0.0	--	0	0	0	0.0	--	0	0	0	0.0	--	0
10/03	at Green Bay	0	0	0.0	--	0	1	0	0.0	--	0	0	0	0.0	--	0
10/10	Denver	2	6	3.0	3	0	5	20	4.0	9	0	ON INACTIVE LIST				
10/17	Seattle	INJURED RESERVE					0	0	0.0	--	0	0	0	0.0	--	0
10/31	at Cleveland	INJURED RESERVE					0	0	0.0	--	0	0	0	0.0	--	0
11/08	Chicago	INJURED RESERVE					2	6	3.0	5	0	2	13	6.5	12	0
11/14	Detroit	INJURED RESERVE					1	4	4.0	4	0	0	0	0.0	--	0
11/21	at L.A. Chargers	INJURED RESERVE					2	7	3.5	4	0	0	0	0.0	--	0
11/28	at Cincinnati	INJURED RESERVE					2	5	2.5	4	0	0	0	0.0	--	0
12/05	Baltimore	INJURED RESERVE					2	13	6.5	8	0	0	0	0.0	--	0
12/09	at Minnesota	INJURED RESERVE					1	-2	-2.0	-2	0	0	0	0.0	--	0
12/19	Tennessee	INJURED RESERVE					0	0	0.0	--	0	0	0	0.0	--	0
12/26	at Kansas City	INJURED RESERVE					5	20	4.0	8	0	0	0	0.0	--	0
01/03	Cleveland															
01/09	at Baltimore															
TOTALS		3	9	3.0	3T	1	23	74	3.2	9	0	2	13	6.5	12	0

2021 REGULAR SEASON INDIVIDUAL GAME-BY-GAME STATS																
RECEIVING:		KALEN BALLAGE					CHASE CLAYPOOL					ERIC EBFRON				
DATE	OPP	NO.	YDS	AVG	LG	TD	NO.	YDS	AVG	LG	TD	NO.	YDS	AVG	LG	TD
09/12	at Buffalo	0	0	0.0	--	0	3	45	15.0	22	0	1	19	19.0	19	0
09/19	Las Vegas	0	0	0.0	--	0	3	70	23.3	52	0	0	0	0.0	--	0
09/26	Cincinnati	0	0	0.0	--	0	9	96	10.7	29	0	0	0	0.0	--	0
10/03	at Green Bay	0	0	0.0	--	0	ON INACTIVE LIST					2	8	4.0	4	0
10/10	Denver	0	0	0.0	--	0	5	130	26.0	59	1	2	10	5.0	5	0
10/17	Seattle	0	0	0.0	--	0	2	17	8.5	12	0	2	10	5.0	6	0
10/31	at Cleveland	0	0	0.0	--	0	4	45	11.3	16	0	ON INACTIVE LIST				
11/08	Chicago	1	2	2.0	2	0	3	30	10.0	26	0	ON INACTIVE LIST				
11/14	Detroit	0	0	0.0	--	0	ON INACTIVE LIST					2	13	6.5	9	0
11/21	at L.A. Chargers	0	0	0.0	--	0	5	93	18.6	37	0	3	24	8.0	18	1
11/28	at Cincinnati	1	6	6.0	6	0	3	82	27.3	41	0	INJURED RESERVE				
12/05	Baltimore	0	0	0.0	--	0	2	52	26.0	40	0	INJURED RESERVE				
12/09	at Minnesota	0	0	0.0	--	0	8	93	11.6	38	0	INJURED RESERVE				
12/19	Tennessee	0	0	0.0	--	0	0	12	0.0	12	0	INJURED RESERVE				
12/26	at Kansas City	0	0	0.0	--	0	4	41	10.3	24	0	INJURED RESERVE				
01/03	Cleveland															
01/09	at Baltimore															
TOTALS		2	8	4.0	6	0	51	806	15.8	59	1	12	84	7.0	19	1

RECEIVING:		PAT FREIERMUTH					ZACH GENTRY					NAJEE HARRIS				
DATE	OPP	NO.	YDS	AVG	LG	TD	NO.	YDS	AVG	LG	TD	NO.	YDS	AVG	LG	TD
09/12	at Buffalo	1	24	24.0	24	0	1	-2	-2.0	-2	0	1	4	4.0	4	0
09/19	Las Vegas	4	36	9.0	14	0	0	0	0.0	--	0	5	43	8.6	25t	1
09/26	Cincinnati	3	22	7.3	15	1	0	0	0.0	--	0	14	102	7.3	21	0
10/03	at Green Bay	1	11	11.0	11	0	1	10	10.0	10	0	6	29	4.8	9	0
10/10	Denver	2	7	3.5	4	0	1	13	13.0	13	0	2	20	10.0	14	0
10/17	Seattle	7	58	8.3	12	0	0	0	0.0	--	0	6	46	7.7	12	1
10/31	at Cleveland	4	44	11.0	22	1	3	39	13.0	24	0	3	29	9.7	20	0
11/08	Chicago	5	43	8.6	13	2	0	0	0.0	--	0	3	16	5.3	9	0
11/14	Detroit	5	31	6.2	10	0	0	0	0.0	--	0	4	28	7.0	10	0
11/21	at L.A. Chargers	4	11	2.8	5t	1	0	0	0.0	--	0	5	20	4.0	7	0
11/28	at Cincinnati	4	40	10.0	15t	1	1	10	10.0	10	0	3	14	4.7	12	0
12/05	Baltimore	3	26	8.7	17	0	2	10	5.0	5	0	5	36	7.2	18	0
12/09	at Minnesota	2	32	16.0	17	1	0	0	0.0	--	0	3	10	3.3	6	1
12/19	Tennessee	4	37	9.3	14	0	1	17	17.0	17	0	2	8	4.0	5	0
12/26	at Kansas City	ON INACTIVE LIST					4	31	7.8	12	0	5	17	3.4	6	0
01/03	Cleveland															
01/09	at Baltimore															
TOTALS		49	422	8.6	24	7	14	128	9.1	24	0	67	422	6.3	25T	3

RECEIVING:		DIONTAE JOHNSON					RAY-RAY MCCLOUD					ANTHONY MCFARLAND JR.				
DATE	OPP	NO.	YDS	AVG	LG	TD	NO.	YDS	AVG	LG	TD	NO.	YDS	AVG	LG	TD
09/12	at Buffalo	5	36	7.2	14	1	0	0	0.0	--	0	INJURED RESERVE				
09/19	Las Vegas	9	105	11.7	41	0	0	0	0.0	--	0	INJURED RESERVE				
09/26	Cincinnati	ON INACTIVE LIST					3	33	11.0	24	0	INJURED RESERVE				
10/03	at Green Bay	9	92	10.2	45t	1	1	2	2.0	2	0	INJURED RESERVE				
10/10	Denver	2	72	36.0	50t	1	1	1	1.0	1	0	INJURED RESERVE				
10/17	Seattle	9	71	7.9	23	0	2	18	9.0	15	0	INJURED RESERVE - DESIGNATED FOR RETURN				
10/31	at Cleveland	6	98	16.3	50	0	0	0	0.0	--	0	0	0	0.0	--	0
11/08	Chicago	5	56	11.2	22	0	1	12	12.0	12	0	ON INACTIVE LIST				
11/14	Detroit	7	83	11.9	36	0	9	63	7.0	17	0	ON INACTIVE LIST				
11/21	at L.A. Chargers	7	101	14.4	32	1	2	12	6.0	8	0	ON INACTIVE LIST				
11/28	at Cincinnati	9	95	10.6	16	0	RESERVE/COVID-19					1	11	11.0	11	0
12/05	Baltimore	8	105	13.1	29t	2	1	7	7.0	7	0	ON INACTIVE LIST				
12/09	at Minnesota	5	76	15.2	37	0	6	32	5.3	10	0	INACTIVE				
12/19	Tennessee	5	38	7.6	16	0	1	0	0.0	--	0	ON INACTIVE LIST				
12/26	at Kansas City	6	51	8.5	18	1	4	25	6.3	17	0	RESERVE/COVID-19				
01/03	Cleveland															
01/09	at Baltimore															
TOTALS		92	1,079	11.7	50T	7	31	205	6.6	24	0	1	11	11.0	11	0

RECEIVING:		KEVIN RADER					JUJU SMITH-SCHUSTER					BENNY SNELL JR.				
DATE	OPP	NO.	YDS	AVG	LG	TD	NO.	YDS	AVG	LG	TD	NO.	YDS	AVG	LG	TD
09/12	at Buffalo	PRACTICE SQUAD					4	52	13.0	24	0	0	0	0.0	--	0
09/19	Las Vegas	PRACTICE SQUAD					6	41	6.8	17	0	0	0	0.0	--	0
09/26	Cincinnati	PRACTICE SQUAD					3	25	8.3	16	0	0	0	0.0	--	0
10/03	at Green Bay	PRACTICE SQUAD					2	11	5.5	9	0	0	0	0.0	--	0
10/10	Denver	PRACTICE SQUAD					0	0	0.0	--	0	0	0	0.0	--	0
10/17	Seattle	PRACTICE SQUAD					INJURED RESERVE					0	0	0.0	--	0
10/31	at Cleveland	PRACTICE SQUAD					INJURED RESERVE					1	7	7.0	7	0
11/08	Chicago	PRACTICE SQUAD					INJURED RESERVE					0	0	0.0	--	0
11/14	Detroit	PRACTICE SQUAD					INJURED RESERVE					0	0	0.0	--	0
11/21	at L.A. Chargers	PRACTICE SQUAD					INJURED RESERVE					0	0	0.0	--	0
11/28	at Cincinnati	ON INACTIVE LIST					INJURED RESERVE					0	0	0.0	--	0
12/05	Baltimore	0	0	0.0	--	0	INJURED RESERVE					0	0	0.0	--	0
12/09	at Minnesota	0	0	0.0	--	0	INJURED RESERVE					0	0	0.0	--	0
12/19	Tennessee	ON INACTIVE LIST					INJURED RESERVE					0	0	0.0	--	0
12/26	at Kansas City	1	7	7.0	7	0	INJURED RESERVE					1	6	6.0	6	0
01/03	Cleveland															
01/09	at Baltimore															
TOTALS		1	7	7.0	7	0	15	129	8.6	24	0	2	13	6.5	7	0

RECEIVING:		JAMES WASHINGTON					DEREK WATT					CODY WHITE				
DATE	OPP.	NO.	YDS	AVG	LG	TD	NO.	YDS	AVG	LG	TD	NO.	YDS	AVG	LG	TD
09/12	at Buffalo	2	10	5.0	9	0	0	0	0.0	--	0	PRACTICE SQUAD				
09/19	Las Vegas	0	0	0.0	--	0	0	0	0.0	--	0	PRACTICE SQUAD				
09/26	Cincinnati	3	20	6.7	8	0	1	3	3.0	3	0	2	17	8.5	11	0
10/03	at Green Bay	4	69	17.3	30	0	0	0	0.0	--	0	0	0	0.0	--	0
10/10	Denver	ON INACTIVE LIST					0	0	0.0	--	0	0	0	0.0	--	0
10/17	Seattle	1	9	9.0	9	0	0	0	0.0	--	0	0	0	0.0	--	0
10/31	at Cleveland	1	4	4.0	4	0	0	0	0.0	--	0	0	0	0.0	--	0
11/08	Chicago	1	42	42.0	42	0	1	3	3.0	3	0	0	0	0.0	--	0
11/14	Detroit	2	15	7.5	9t	1	1	9	9.0	9	0	0	0	0.0	--	0
11/21	at L.A. Chargers	2	12	6.0	7	0	0	0	0.0	--	0	0	0	0.0	--	0
11/28	at Cincinnati	1	3	3.0	3	0	0	0	0.0	--	0	0	0	0.0	--	0
12/05	Baltimore	0	0	0.0	--	0	0	0	0.0	--	0	0	0	0.0	--	0
12/09	at Minnesota	4	65	16.3	30t	1	0	0	0.0	--	0	0	0	0.0	--	0
12/19	Tennessee	3	36	12.0	19	0	0	0	0.0	--	0	0	0	0.0	--	0
12/26	at Kansas City	0	0	0.0	--	0	0	0	0.0	--	0	3	16	5.3	6	0
01/03	Cleveland															
01/09	at Baltimore															
TOTALS		24	285	11.9	42	2	3	15	5.0	9	0	5	33	6.6	11	0

2021 REGULAR SEASON INDIVIDUAL DEFENSIVE GAME-BY-GAME STATS																																									
		MONTRAVIUS ADAMS SR.													MARCUS ALLEN										TYSON ALUALU																
DATE	OPP.	S	A	TK	FL	TK	FL	SK	SKY	INT	FF	PR	PD		S	A	TK	FL	TK	FL	SK	SKY	INT	FF	PR	PD		S	A	TK	FL	TK	FL	SK	SKY	INT	FF	PR	PD		
09/12	at Buffalo														0	0	0	0	0	0.0	0	0	0	0	0	0	0	2	3	5	0	0	0.0	0	0	0	0	1	0		
09/19	Las Vegas														0	0	0	0	0	0.0	0	0	0	0	0	0	0														
09/26	Cincinnati														0	0	0	0	0	0.0	0	0	0	0	0	0	0														
10/03	at Green Bay														0	0	0	0	0	0.0	0	0	0	0	0	0	0														
10/10	Denver														0	0	0	0	0	0.0	0	0	0	0	0	0	0														
10/17	Seattle														0	0	0	0	0	0.0	0	0	0	0	0	0	0														
10/31	at Cleveland														0	0	0	0	0	0.0	0	0	0	0	0	0	0														
11/08	Chicago														0	0	0	0	0	0.0	0	0	0	0	0	0	0														
11/14	Detroit														0	0	0	0	0	0.0	0	0	0	0	0	0	0														
11/21	at L.A. Chargers														0	0	0	0	0	0.0	0	0	0	0	0	0	0														
11/28	at Cincinnati														0	0	0	0	0	0.0	0	0	0	0	0	0	0														
12/05	Baltimore	1	1	2	0	0	0	0.0	0.0	0	0	0	0	1	0	0	0	0	0	0.0	0	0	0	0	0	0	0														
12/09	at Minnesota	1	1	2	1	3	0	0.0	0.0	0	0	0	2	0	0	1	1	0	0	0.0	0	0	0	0	0	0	0														
12/19	Tennessee														1	0	1	0	0	0.0	0	0	0	0	0	0	0														
12/26	at Kansas City	2	0	2	0	0	0	0.0	0.0	0	0	0	1	0																											
01/03	Cleveland																																								
01/09	at Baltimore																																								
TOTALS		4	2	6	1	3	0	0.0	0.0	0	0	0	3	1	1	1	2	0	0	0.0	0.0	0	0	0	0	0	0	2	3	5	0	0	0.0	0.0	0	0	0	1	0		

		ISAIAH BUGGS													DEVIN BUSH													TACO CHARLTON															
DATE	OPP.	S	A	TK	FL	TK	FL	SK	SKY	INT	FF	PR	PD		S	A	TK	FL	TK	FL	SK	SKY	INT	FF	PR	PD		S	A	TK	FL	TK	FL	SK	SKY	INT	FF	PR	PD				
09/12	at Buffalo	0	1	1	0	0	0	0.0	0	0	0	0	0	0	6	4	10	0	0	0.0	0	0	1	0	0																		
															ON INACTIVE LIST													NOT ON ROSTER															
09/19	Las Vegas	0	0	0	0	0	0	0.0	0	0	0	0	0	0																													
															ON INACTIVE LIST													NOT ON ROSTER															
09/26	Cincinnati	1	2	3	0	0	0	0.0	0	0	0	0	0	0	0	2	2	0	0	0.0	0	0	0	0	0																		
															ON INACTIVE LIST													PRACTICE SQUAD															
10/03	at Green Bay	1	1	2	1	1	0	0.0	0	0	0	0	0	5	1	6	1	6	1.0	6.0	0	0	0	2	0																		
															ON INACTIVE LIST													PRACTICE SQUAD															
10/10	Denver	0	1	1	0	0	0	0.0	0	0	0	0	0	1	0	1	1	12	1.0	12.0	0	0	0	2	0																		
															ON INACTIVE LIST													PRACTICE SQUAD															
10/17	Seattle	1	0	1	1	1	0	0.0	0	0	0	0	0	3	3	6	0	0	0.0	0	0	1	0	0																			
															ON INACTIVE LIST													PRACTICE SQUAD															
10/31	at Cleveland	0	1	1	0	0	0	0.0	0	0	0	0	0	3	2	5	0	0	0.0	0	0	0	0	0																			
															ON INACTIVE LIST													PRACTICE SQUAD															
11/08	Chicago	0	2	2	0	0	0	0.0	0	0	0	0	0	2	1	3	0	0	0.0	0	0	0	0	0	1	2	1	3	0	0	0.0	0	0	0	0	0	0	0	0	0	0	0	0
															ON INACTIVE LIST													PRACTICE SQUAD															
11/14	Detroit	2	3	5	0	0	0	0.0	0	0	0	0	0	5	4	9	0	0	0.0	0	0	0	0	0	0																		
															ON INACTIVE LIST													PRACTICE SQUAD															
11/21	at L.A. Chargers	0	1	1	0	0	0	0.0	0	0	0	0	0	1	4	0	4	0	0	0.0	0	0	0	0	0																		
															ON INACTIVE LIST													PRACTICE SQUAD															
11/28	at Cincinnati														2	3	5	0	0	0.0	0	0	0	0	0	1	1	1	2	0	0	0.0	0	0	0	0	0	0	0	0	0	0	
															ON INACTIVE LIST													PRACTICE SQUAD															
12/05	Baltimore														2	0	2	0	0	0.0	0	0	0	0	0	0	0	1	1	0	0	0.0	0	0	0	0	0	0	0	0	0	0	
															ON INACTIVE LIST													PRACTICE SQUAD															
12/09	at Minnesota														3	5	8	0	0	0.0	0	0	0	0	0	2	2	2	4	0	0	0.0	0	0	0	0	0	0	1	0			
															ON INACTIVE LIST													PRACTICE SQUAD															
12/19	Tennessee														3	2	5	0	0	0.0	0	0	0	0	0	1	0	2	2	0	0	0.0	0	0	0	0	0	0	0	0	1		
															ON INACTIVE LIST													PRACTICE SQUAD															
12/26	at Kansas City																										0	1	1	0	0	0.0	0	0	0	0	0	0	0	0	0	0	
															RESERVE/COVID-19													RESERVE/COVID-19															
01/03	Cleveland																																										
															ON INACTIVE LIST													PRACTICE SQUAD															
01/09	at Baltimore																																										
TOTALS		5	12	17	2	2	0	0.0	0	0	0	0	1	39	27	66	2	18	2.0	18.0	0	1	1	4	4	7	11	18	0	0	0.5	2.0	0	0	0	0	0	2	1				

		CARLOS DAVIS													TERRELL EDMUNDS													MINKAH FITZPATRICK														
DATE	OPP.	S	A	TK	FL	TK	FL	SK	SKY	INT	FF	PR	PD	S	A	TK	FL	TK	FL	SK	SKY	INT	FF	PR	PD	S	A	TK	FL	TK	FL	SK	SKY	INT	FF	PR	PD					
09/12	at Buffalo	1	0	1	0	0	0	0.0	0.0	0	0	0	0	0	4	1	5	0	0	0.0	0.0	0	0	0	0	0	6	4	10	0	0	0.0	0.0	0	0	0	0	0	0			
09/19	Las Vegas	ON INACTIVE LIST													5	1	6	2	2	0.0	0.0	0	0	0	0	0	0	4	2	6	0	0	0.0	0.0	0	0	0	0	0	0		
09/26	Cincinnati	ON INACTIVE LIST													2	3	5	1	0	0.0	0.0	1	0	0	0	1	3	1	4	0	0	0.0	0.0	0	0	0	0	0	0	0	0	
10/03	at Green Bay	ON INACTIVE LIST													6	1	7	0	0	0.0	0.0	0	0	0	0	0	6	2	8	0	0	0.0	0.0	0	0	0	0	0	0	0	0	
10/10	Denver	ON INACTIVE LIST													4	3	7	0	0	0.0	0.0	0	0	0	0	0	5	5	10	1	1	0.0	0.0	0	0	0	0	0	0	0	0	
10/17	Seattle	ON INACTIVE LIST													2	1	3	0	0	0.0	0.0	0	0	0	0	0	7	2	9	0	0	0.0	0.0	0	0	1	0	0	0	0	0	
10/31	at Cleveland	INJURED RESERVE													4	1	5	0	0	0.0	0.0	0	0	0	0	0	3	1	4	0	0	0.0	0.0	0	0	0	0	0	0	1	0	0
11/08	Chicago	INJURED RESERVE													4	0	4	0	0	0.0	0.0	0	0	0	0	0	8	0	8	0	0	0.0	0.0	0	0	0	0	0	0	0	0	0
11/14	Detroit	INJURED RESERVE													4	1	5	2	16	1.0	13.0	0	0	0	0	1	2	3	5	0	0	0.0	0.0	0	0	0	0	0	0	0	0	0
11/21	at L.A. Chargers	INJURED RESERVE													3	1	4	0	0	0.0	0.0	0	0	0	0	0	RESERVE/COVID-19															
11/28	at Cincinnati	INJURED RESERVE													5	1	6	1	4	0.0	0.0	0	0	0	0	0	5	4	9	0	0	0.0	0.0	1	0	0	0	1	0	0	0	1
12/05	Baltimore	ON INACTIVE LIST													3	1	4	0	0	0.0	0.0	0	0	0	0	0	7	2	9	0	0	0.0	0.0	1	0	0	0	0	1	0	0	1
12/09	at Minnesota	INACTIVE													4	1	5	0	0	0.0	0.0	0	0	0	0	1	3	6	6	0	0	0.0	0.0	0	0	0	0	0	1	0	0	1
12/19	Tennessee	1	0	1	0	0	0	0.0	0.0	0	0	0	0	0	7	3	10	2	7	0.0	0.0	0	0	0	0	0	12	2	14	0	0	0.0	0.0	0	1	0	0	0	0			
12/26	at Kansas City	1	2	3	1	0	0	0.0	0.0	0	0	0	0	0	2	3	5	0	0	0.0	0.0	0	0	0	0	0	5	7	12	0	0	0.0	0.0	0	0	0	0	0	1			
01/03	Cleveland																																									
01/09	at Baltimore																																									
TOTALS		3	2	5	1	0	0	0.0	0.0	0	0	0	0	0	59	22	81	8	29	1.0	13.0	1	0	0	1	3	76	38	114	1	1	0.0	0.0	2	1	1	0	5				

 2021 PITTSBURGH STEELERS 200 INDIVIDUAL GXG STATS: DEFENSIVE



DATE	OPP.	CAMERON SUTTON												DERREK TUSZKA												T.J. WATT												
		S	A	TK	TFL	TFL Y	SK	SKY	INT	FR	FF	PR	PD	S	A	TK	TFL	TFL Y	SK	SKY	INT	FR	FF	PR	PD	S	A	TK	TFL	TFL Y	SK	SKY	INT	FR	FF	PR	PD	
09/12	at Buffalo	5	0	5	2	9	0.0	0.0	0	0	0	0	2	PRACTICE SQUAD												3	0	3	1	5	2.0	10.0	0	0	1	5	0	
09/19	Las Vegas	2	1	3	0	0	0.0	0.0	0	0	0	0	0	PRACTICE SQUAD												3	1	4	0	0	1.0	1.0	0	0	1	1	0	
09/26	Cincinnati	2	0	2	0	0	0.0	0.0	0	0	0	0	0	PRACTICE SQUAD												ON INACTIVE LIST												
10/03	at Green Bay	1	0	1	0	0	0.0	0.0	0	0	0	0	1	0	0	0	0	0.0	0.0	0	0	0	0	0	0	3	1	4	2	6	2.0	6.0	0	1	0	2	0	
10/10	Denver	ON INACTIVE LIST												0	0	0	0	0	0.0	0.0	0	0	0	0	0	0	3	0	3	1	4	0.0	0.0	0	0	0	2	0
10/17	Seattle	2	1	3	0	0	0.0	0.0	0	0	0	0	0	0	0	0	0	0.0	0.0	0	0	0	0	0	0	6	1	7	3	14	2.0	13.0	0	0	1	2	3	
10/31	at Cleveland	3	0	3	1	2	0.0	0.0	0	0	0	0	0	1	0	1	0	0	0.0	0.0	0	0	0	0	0	4	2	6	1	5	1.5	7.5	0	1	0	3	0	
11/08	Chicago	3	0	3	0	0	0.0	0.0	0	0	0	0	0	0	0	0	0	0	0.0	0.0	0	0	0	0	0	4	3	7	3	13	3.0	13.0	0	0	0	3	1	
11/14	Detroit	0	0	0	0	0	0.0	0.0	0	0	0	0	0	0	0	0	0	0	0.0	0.0	0	0	0	0	0	3	2	5	2	7	1.0	6.0	0	0	0	2	0	
11/21	at L.A. Chargers	7	3	10	1	2	0.0	0.0	1	0	0	0	1	1	0	1	0	0	0.0	0.0	0	0	0	0	0	ON INACTIVE LIST												
11/28	at Cincinnati	3	1	4	0	0	0.0	0.0	0	0	0	0	0	0	2	2	0	0	0.0	0.0	0	0	0	1	0	1	1	2	0	0	0.0	0.0	0	0	0	0	0	
12/05	Baltimore	4	0	4	0	0	0.0	0.0	0	0	0	0	0	0	1	1	2	0	0.0	0.0	0	0	0	0	0	5	1	6	3	8	3.5	12.0	0	0	1	6	0	
12/09	at Minnesota	4	0	4	0	0	0.0	0.0	0	0	0	0	1	0	2	2	0	0	0.0	0.0	0	0	0	0	0	0	1	1	0	0	0.0	0.0	0	0	0	1	0	
12/19	Tennessee	2	1	3	0	0	0.0	0.0	0	0	1	0	0	1	2	3	0	0	1.0	8.0	0	0	1	0	0	4	1	5	1	10	1.5	15.0	0	1	0	4	0	
12/26	at Kansas City	0	0	0	0	0	0.0	0.0	0	0	0	0	0	0	0	0	0	0	0.0	0.0	0	0	0	0	0	1	0	1	0	0	0.0	0.0	0	0	0	0	0	
01/03	Cleveland																																					
01/09	at Baltimore																																					
TOTALS		38	7	45	4	13	0.0	0.0	1	0	1	0	5	4	7	11	0	0	1.0	8.0	0	0	1	1	0	40	14	54	17	72	17.5	83.5	0	3	4	31	4	

		AHKELLO WITHERSPOON											CHRIS WORMLEY												
DATE	OPP.	TFL											TFL												
		S	A	TK	TFL Y	SK	SKY	INT	FR	FF	PR	PD	S	A	TK	TFL Y	SK	SKY	INT	FR	FF	PR	PD		
09/12	at Buffalo	ON INACTIVE LIST											0	1	1	0	0	0.0	0.0	0	0	0	0	0	0
09/19	Las Vegas	0	0	0	0	0	0.0	0.0	0	0	0	0	0	1	0	1	0	0	0.0	0.0	0	0	0	0	
09/26	Cincinnati	ON INACTIVE LIST											2	2	4	0	0	0.0	0.0	0	0	0	0	0	0
10/03	at Green Bay	ON INACTIVE LIST											3	1	4	0	0	0.0	0.0	0	0	1	0	0	0
10/10	Denver	ON INACTIVE LIST											1	0	1	0	0	0.0	0.0	0	0	0	0	0	0
10/17	Seattle	ON INACTIVE LIST											2	3	5	0	0	0.5	7.5	0	0	0	0	1	1
10/31	at Cleveland	ON INACTIVE LIST											2	2	4	1	5	1.0	5.0	0	0	0	0	1	0
11/08	Chicago	ON INACTIVE LIST											0	1	1	0	0	0.0	0.0	0	0	0	0	0	0
11/14	Detroit	ON INACTIVE LIST											2	1	3	0	0	0.0	0.0	0	0	0	0	0	0
11/21	at L.A. Chargers	2	0	2	0	0	0.0	0.0	0	0	0	0	0	3	1	4	0	0	0.0	0.0	0	0	0	0	
11/28	at Cincinnati	1	0	1	1	1	0.0	0.0	0	0	0	0	1	2	2	4	1	12	1.0	12.0	0	0	0	1	
12/05	Baltimore	5	0	5	0	0	0.0	0.0	0	0	0	0	1	3	2	5	2	18	2.5	19.0	0	0	0	3	
12/09	at Minnesota	4	0	4	0	0	0.0	0.0	2	0	0	0	3	1	1	2	0	0	0.0	0.0	0	0	0	2	
12/19	Tennessee	2	0	2	0	0	0.0	0.0	0	0	0	0	0	4	1	5	1	8	1.0	8.0	0	0	0	1	
12/26	at Kansas City	0	0	0	0	0	0.0	0.0	0	0	0	0	1	DID NOT PLAY (NON-INJURY)											
01/03	Cleveland																								
01/09	at Baltimore																								
TOTALS		14	0	14	1	1	0.0	0.0	2	0	0	0	6	26	18	44	5	43	6.0	51.5	0	0	1	9	2

2021 REGULAR SEASON INDIVIDUAL GAME-BY-GAME STATS																
FUMBLE RETURNS:		CHRIS BOSWELL					DEVIN BUSH					MINKAH FITZPATRICK				
DATE	OPP	NO.	YDS	AVG	LG	TD	NO.	YDS	AVG	LG	TD	NO.	YDS	AVG	LG	TD
09/12	at Buffalo	0	0	0.0	--	0	0	0	0.0	--	0	0	0	0.0	--	0
09/19	Las Vegas	0	0	0.0	--	0	ON INACTIVE LIST					0	0	0.0	--	0
09/26	Cincinnati	0	0	0.0	--	0	0	0	0.0	--	0	0	0	0.0	--	0
10/03	at Green Bay	0	0	0.0	--	0	0	0	0.0	--	0	0	0	0.0	--	0
10/10	Denver	0	0	0.0	--	0	0	0	0.0	--	0	0	0	0.0	--	0
10/17	Seattle	0	0	0.0	--	0	1	0	0.0	--	0	0	0	0.0	--	0
10/31	at Cleveland	0	0	0.0	--	0	0	0	0.0	--	0	0	0	0.0	--	0
11/08	Chicago	1	0	0.0	--	0	0	0	0.0	--	0	0	0	0.0	--	0
11/14	Detroit	0	0	0.0	--	0	0	0	0.0	--	0	0	0	0.0	--	0
11/21	at L.A. Chargers	0	0	0.0	--	0	0	0	0.0	--	0	RESERVE/COVID-19				
11/28	at Cincinnati	0	0	0.0	--	0	0	0	0.0	--	0	0	0	0.0	--	0
12/05	Baltimore	0	0	0.0	--	0	0	0	0.0	--	0	0	0	0.0	--	0
12/09	at Minnesota	0	0	0.0	--	0	0	0	0.0	--	0	0	0	0.0	--	0
12/19	Tennessee	0	0	0.0	--	0	0	0	0.0	--	0	1	-1	-1.0	-1	0
12/26	at Kansas City	0	0	0.0	--	0	RESERVE/COVID-19					0	0	0.0	--	0
01/03	Cleveland															
01/09	at Baltimore															
TOTALS		1	0	0.0	--	0	1	0	0.0	--	0	1	-1	-1.0	-1	0

FUMBLE RETURNS:		CAMERON HEYWARD					T. J. WATT				
DATE	OPP	NO.	YDS	AVG	LG	TD	NO.	YDS	AVG	LG	TD
09/12	at Buffalo	1	0	0.0	--	0	0	0	0.0	--	0
09/19	Las Vegas	0	0	0.0	--	0	0	0	0.0	--	0
09/26	Cincinnati	0	0	0.0	--	0	ON INACTIVE LIST				
10/03	at Green Bay	0	0	0.0	--	0	1	0	0.0	--	0
10/10	Denver	0	0	0.0	--	0	0	0	0.0	--	0
10/17	Seattle	0	0	0.0	--	0	0	0	0.0	--	0
10/31	at Cleveland	0	0	0.0	--	0	1	0	0.0	--	0
11/08	Chicago	0	0	0.0	--	0	0	0	0.0	--	0
11/14	Detroit	0	0	0.0	--	0	0	0	0.0	--	0
11/21	at L.A. Chargers	0	0	0.0	--	0	ON INACTIVE LIST				
11/28	at Cincinnati	0	0	0.0	--	0	0	0	0.0	--	0
12/05	Baltimore	0	0	0.0	--	0	0	0	0.0	--	0
12/09	at Minnesota	0	0	0.0	--	0	0	0	0.0	--	0
12/19	Tennessee	0	0	0.0	--	0	1	0	0.0	--	0
12/26	at Kansas City	0	0	0.0	--	0	0	0	0.0	--	0
01/03	Cleveland										
01/09	at Baltimore										
TOTALS		1	0	0.0	--	0	3	0	0.0	--	0

2021 REGULAR SEASON INDIVIDUAL GAME-BY-GAME STATS																
INTERCEPTION RETURNS:		TERRELL EDMUNDS					MINKAH FITZPATRICK					CAMERON HEYWARD				
DATE	OPP	NO.	YDS	AVG	LG	TD	NO.	YDS	AVG	LG	TD	NO.	YDS	AVG	LG	TD
09/12	at Buffalo	0	0	0.0	--	0	0	0	0.0	--	0	0	0	0.0	--	0
09/19	Las Vegas	0	0	0.0	--	0	0	0	0.0	--	0	0	0	0.0	--	0
09/26	Cincinnati	1	15	15.0	15	0	0	0	0.0	--	0	0	0	0.0	--	0
10/03	at Green Bay	0	0	0.0	--	0	0	0	0.0	--	0	0	0	0.0	--	0
10/10	Denver	0	0	0.0	--	0	0	0	0.0	--	0	0	0	0.0	--	0
10/17	Seattle	0	0	0.0	--	0	0	0	0.0	--	0	0	0	0.0	--	0
10/31	at Cleveland	0	0	0.0	--	0	0	0	0.0	--	0	0	0	0.0	--	0
11/08	Chicago	0	0	0.0	--	0	0	0	0.0	--	0	1	0	0.0	--	0
11/14	Detroit	0	0	0.0	--	0	0	0	0.0	--	0	0	0	0.0	--	0
11/21	at L.A. Chargers	0	0	0.0	--	0	RESERVE/COVID-19					0	0	0.0	--	0
11/28	at Cincinnati	0	0	0.0	--	0	1	18	18.0	18	0	0	0	0.0	--	0
12/05	Baltimore	0	0	0.0	--	0	1	0	0.0	--	0	0	0	0.0	--	0
12/09	at Minnesota	0	0	0.0	--	0	0	0	0.0	--	0	0	0	0.0	--	0
12/19	Tennessee	0	0	0.0	--	0	0	0	0.0	--	0	0	0	0.0	--	0
12/26	at Kansas City	0	0	0.0	--	0	0	0	0.0	--	0	0	0	0.0	--	0
01/03	Cleveland															
01/09	at Baltimore															
TOTALS		1	15	15.0	15	0	2	18	9.0	18	0	1	0	0.0	--	0

INTERCEPTION RETURNS:		JOE SCHOBERT					CAMERON SUTTON					AHKELLO WITHERSPOON				
DATE	OPP	NO.	YDS	AVG	LG	TD	NO.	YDS	AVG	LG	TD	NO.	YDS	AVG	LG	TD
09/12	at Buffalo	0	0	0.0	--	0	0	0	0.0	--	0	ON INACTIVE LIST				
09/19	Las Vegas	0	0	0.0	--	0	0	0	0.0	--	0	0	0	0.0	--	0
09/26	Cincinnati	0	0	0.0	--	0	0	0	0.0	--	0	ON INACTIVE LIST				
10/03	at Green Bay	0	0	0.0	--	0	0	0	0.0	--	0	ON INACTIVE LIST				
10/10	Denver	0	0	0.0	--	0	ON INACTIVE LIST					ON INACTIVE LIST				
10/17	Seattle	0	0	0.0	--	0	0	0	0.0	--	0	ON INACTIVE LIST				
10/31	at Cleveland	0	0	0.0	--	0	0	0	0.0	--	0	ON INACTIVE LIST				
11/08	Chicago	0	0	0.0	--	0	0	0	0.0	--	0	ON INACTIVE LIST				
11/14	Detroit	0	0	0.0	--	0	0	0	0.0	--	0	ON INACTIVE LIST				
11/21	at L.A. Chargers	0	0	0.0	--	0	1	4	4.0	4	0	0	0	0.0	--	0
11/28	at Cincinnati	0	0	0.0	--	0	0	0	0.0	--	0	0	0	0.0	--	0
12/05	Baltimore	0	0	0.0	--	0	0	0	0.0	--	0	0	0	0.0	--	0
12/09	at Minnesota	0	0	0.0	--	0	0	0	0.0	--	0	2	45	22.5	41	0
12/19	Tennessee	1	23	23.0	23	0	0	0	0.0	--	0	0	0	0.0	--	0
12/26	at Kansas City	0	0	0.0	--	0	0	0	0.0	--	0	0	0	0.0	--	0
01/03	Cleveland															
01/09	at Baltimore															
TOTALS		1	23	23.0	23	0	1	4	4.0	4	0	2	45	22.5	41	0

2021 REGULAR SEASON INDIVIDUAL SPECIAL TEAMS GAME-BY-GAME STATS													
		MARCUS ALLEN			CHRIS BOSWELL			ULYSEES GILBERT III			PRESSLEY HARVIN III		
DATE	OPP.	TKL	AST	TOT	TKL	AST	TOT	TKL	AST	TOT	TKL	AST	TOT
09/12	at Buffalo	0	0	0	0	0	0	1	0	1	0	0	0
09/19	Las Vegas	0	0	0	0	0	0	0	0	0	0	0	0
09/26	Cincinnati	0	0	0	0	0	0	0	0	0	0	0	0
10/03	at Green Bay	0	0	0	0	0	0	0	0	0	0	0	0
10/10	Denver	0	0	0	0	0	0	0	1	1	0	0	0
10/17	Seattle	0	0	0	0	0	0	0	1	1	0	0	0
10/31	at Cleveland	0	0	0	0	0	0	0	0	0	0	0	0
11/08	Chicago	0	0	0	0	0	0	1	0	1	0	0	0
11/14	Detroit	1	0	1	0	0	0	0	1	1	1	0	1
11/21	at L.A. Chargers	1	0	1	0	0	0	0	0	0	0	0	0
11/28	at Cincinnati	0	0	0	0	0	0	0	0	0	0	0	0
12/05	Baltimore	0	0	0	0	0	0	0	0	0	0	0	0
12/09	at Minnesota	0	0	0	0	0	0	1	0	1	0	0	0
12/19	Tennessee	0	0	0	0	0	0	1	0	1	0	0	0
12/26	at Kansas City	RESERVE/COVID-19			0	0	0	1	0	1	ON INACTIVE LIST		
01/03	Cleveland												
01/09	at Baltimore												
TOTALS		2	0	2	0	0	0	5	3	8	1	0	1

DATE	OPP	BUDDY JOHNSON			JAMIR JONES			MILES KILLEBREW			CHRISTIAN KUNTZ		
		TKL	AST	TOT	TKL	AST	TOT	TKL	AST	TOT	TKL	AST	TOT
09/12	at Buffalo	0	0	0	0	0	0	0	0	0	0	0	0
09/19	Las Vegas	0	0	0	1	0	1	0	0	0	0	0	0
09/26	Cincinnati	DID NOT PLAY (NON-INJURY)			1	0	1	0	0	0	0	0	0
10/03	at Green Bay	ON INACTIVE LIST			NOT ON ROSTER			1	1	2	1	0	1
10/10	Denver	ON INACTIVE LIST			NOT ON ROSTER			0	0	0	1	0	1
10/17	Seattle	ON INACTIVE LIST			NOT ON ROSTER			0	1	1	0	0	0
10/31	at Cleveland	ON INACTIVE LIST			NOT ON ROSTER			2	0	2	0	0	0
11/08	Chicago	ON INACTIVE LIST			NOT ON ROSTER			0	0	0	0	0	0
11/14	Detroit	ON INACTIVE LIST			NOT ON ROSTER			0	0	0	0	0	0
11/21	at L.A. Chargers	ON INACTIVE LIST			NOT ON ROSTER			1	0	1	0	0	0
11/28	at Cincinnati	ON INACTIVE LIST			NOT ON ROSTER			0	0	0	0	0	0
12/05	Baltimore	1	0	1	NOT ON ROSTER			0	1	1	0	0	0
12/09	at Minnesota	1	0	1	NOT ON ROSTER			0	0	0	0	0	0
12/19	Tennessee	ON INACTIVE LIST			NOT ON ROSTER			0	0	0	0	0	0
12/26	at Kansas City	ON INACTIVE LIST			NOT ON ROSTER			0	0	0	0	0	0
01/03	Cleveland												
01/09	at Baltimore												
TOTALS		2	0	2	2	0	2	4	3	7	2	0	2

DATE	OPP	JUSTIN LAYNE			ARTHUR MAULET			TRE NORWOOD			JAMES PIERRE		
		TKL	AST	TOT	TKL	AST	TOT	TKL	AST	TOT	TKL	AST	TOT
09/12	at Buffalo	0	1	1	1	0	1	1	0	1	0	1	1
09/19	Las Vegas	0	1	1	0	0	0	0	0	0	0	1	1
09/26	Cincinnati	1	0	1	0	0	0	0	0	0	1	0	1
10/03	at Green Bay	0	0	0	0	0	0	0	0	0	0	0	0
10/10	Denver	1	0	1	0	0	0	0	0	0	0	0	0
10/17	Seattle	1	0	1	0	0	0	0	0	0	0	1	1
10/31	at Cleveland	0	0	0	0	0	0	0	0	0	0	0	0
11/08	Chicago	2	0	2	0	0	0	0	0	0	1	0	1
11/14	Detroit	1	0	1	0	0	0	0	0	0	0	2	2
11/21	at L.A. Chargers	0	0	0	0	0	0	0	0	0	0	0	0
11/28	at Cincinnati	1	0	1	0	0	0	0	0	0	0	0	0
12/05	Baltimore	0	0	0	0	0	0	0	1	1	0	1	1
12/09	at Minnesota	0	0	0	0	0	0	0	0	0	0	0	0
12/19	Tennessee	1	0	1	0	0	0	0	0	0	1	0	1
12/26	at Kansas City	0	0	0	0	0	0	0	0	0	0	0	0
01/03	Cleveland												
01/09	at Baltimore												
TOTALS		8	2	10	1	0	1	1	1	2	3	6	9

DATE	OPP	BENNY SNELL JR.			ROBERT SPILLANE			DERREK TUSZKA			DEREK WATT		
		TKL	AST	TOT	TKL	AST	TOT	TKL	AST	TOT	TKL	AST	TOT
09/12	at Buffalo	0	1	1	ON INACTIVE LIST			PRACTICE SQUAD			1	0	1
09/19	Las Vegas	0	0	0	0	2	2	PRACTICE SQUAD			0	0	0
09/26	Cincinnati	0	0	0	0	0	0	PRACTICE SQUAD			1	0	1
10/03	at Green Bay	0	0	0	1	0	1	0	0	0	1	0	1
10/10	Denver	0	0	0	0	0	0	1	0	1	0	1	1
10/17	Seattle	1	0	1	1	0	1	0	0	0	2	0	2
10/31	at Cleveland	0	0	0	1	0	1	0	0	0	0	0	0
11/08	Chicago	0	0	0	0	0	0	0	0	0	1	0	1
11/14	Detroit	0	1	1	1	1	2	0	0	0	1	0	1
11/21	at L.A. Chargers	0	0	0	1	1	2	0	0	0	0	0	0
11/28	at Cincinnati	1	0	1	0	0	0	0	0	0	1	0	1
12/05	Baltimore	0	0	0	RESERVE/COVID-19			0	0	0	0	1	1
12/09	at Minnesota	0	0	0	INACTIVE			0	0	0	1	0	1
12/19	Tennessee	0	1	1	0	1	1	0	0	0	0	0	0
12/26	at Kansas City	0	0	0	0	0	0	1	0	1	0	0	0
01/03	Cleveland												
01/09	at Baltimore												
TOTALS		2	3	5	5	5	10	2	0	2	9	2	11

DATE	OPP	CODY WHITE		
		TKL	AST	TOT
09/12	at Buffalo	PRACTICE SQUAD		
09/19	Las Vegas	PRACTICE SQUAD		
09/26	Cincinnati	0	0	0
10/03	at Green Bay	0	0	0
10/10	Denver	0	0	0
10/17	Seattle	0	0	0
10/31	at Cleveland	0	0	0
11/08	Chicago	1	1	2
11/14	Detroit	0	1	1
11/21	at L.A. Chargers	0	0	0
11/28	at Cincinnati	0	0	0
12/05	Baltimore	1	0	1
12/09	at Minnesota	0	0	0
12/19	Tennessee	0	0	0
12/26	at Kansas City	0	0	0
01/03	Cleveland			
01/09	at Baltimore			
TOTALS		2	2	4

2021 REGULAR SEASON INDIVIDUAL GAME-BY-GAME STATS								
PASSING:		PRESSLEY HARVIN III						
DATE	OPP	NO.	YDS	AVG	TB	IN 20	LG	NET
09/12	at Buffalo	5	207	41.4	0	2	51	41.2
09/19	Las Vegas	4	197	49.3	0	3	59	42.8
09/26	Cincinnati	4	162	40.5	0	1	50	38.3
10/03	at Green Bay	3	102	34.0	0	1	45	34.0
10/10	Denver	2	119	59.5	0	0	63	46.5
10/17	Seattle	7	335	47.9	1	4	58	42.1
10/31	at Cleveland	4	176	44.0	0	1	56	43.8
11/08	Chicago	5	196	39.2	1	2	46	35.2
11/14	Detroit	6	280	46.7	1	3	61	31.5
11/21	at L.A. Chargers	1	46	46.0	0	0	46	47.0
11/28	at Cincinnati	5	190	38.0	0	2	42	34.6
12/05	Baltimore	5	217	43.4	0	1	64	41.0
12/09	at Minnesota	6	258	43.0	0	1	49	37.8
12/19	Tennessee	5	199	39.8	0	1	51	30.2
12/26	at Kansas City	ON INACTIVE LIST						
01/03	Cleveland							
01/09	at Baltimore							
TOTALS		62	2,684	43.3	3	22	64	38.1
								0

2021 REGULAR SEASON INDIVIDUAL GAME-BY-GAME STATS											
FIELD GOALS:		CHRIS BOSWELL									
DATE	OPP.	0-19	20-29	30-39	40-49	50+	TOTAL	FGM	FGA	PCT	L6
09/12	at Buffalo	0/0	2/2	0/0	1/1	0/0	3/3	3	3	100.0%	45
09/19	Las Vegas	0/0	0/0	0/0	0/0	1/1	1/1	1	1	100.0%	56
09/26	Cincinnati	0/0	1/1	0/0	0/1	0/0	1/2	1	2	50.0%	26
10/03	at Green Bay	0/0	0/0	0/0	0/0	1/1	1/1	1	1	100.0%	52
10/10	Denver	0/0	0/0	0/0	2/2	0/0	2/2	2	2	100.0%	48
10/17	Seattle	0/0	1/1	1/1	0/0	1/1	3/3	3	3	100.0%	52
10/31	at Cleveland	0/0	0/0	1/1	0/0	0/0	1/1	1	1	100.0%	31
11/08	Chicago	0/0	0/0	0/0	1/1	2/2	3/3	3	3	100.0%	54
11/14	Detroit	0/0	2/2	0/0	0/0	1/1	3/3	3	3	100.0%	51
11/21	at L.A. Chargers	0/0	0/0	2/2	1/1	0/0	3/3	3	3	100.0%	45
11/28	at Cincinnati	0/0	0/0	0/0	1/1	0/0	1/1	1	1	100.0%	40
12/05	Baltimore	0/0	0/0	0/0	1/1	1/1	2/2	2	2	100.0%	53
12/09	at Minnesota	0/0	0/0	0/0	0/1	0/0	0/1	0	1	0.0%	0
12/19	Tennessee	0/0	1/1	1/1	2/2	0/1	4/5	4	5	80.0%	48
12/26	at Kansas City	0/0	0/0	1/2	0/0	0/0	1/2	1	2	50.0%	34
01/03	Cleveland										
01/09	at Baltimore										
TOTALS		0/0	7/7	6/7	9/11	7/8	29/33	29	33	87.9%	56

2021 REGULAR SEASON INDIVIDUAL GAME-BY-GAME STATS													
KICKOFF RETURNS:		RAY-RAY MCCLOUD						ANTHONY MCFARLAND JR.					
DATE	OPP.	NO.	YDS	AVG	LG	FC	TD	NO.	YDS	AVG	LG	FC	TD
09/12	at Buffalo	0	0	0.0	0	0	0	INJURED RESERVE					
09/19	Las Vegas	4	92	23.0	28	0	0	INJURED RESERVE					
09/26	Cincinnati	1	22	22.0	22	0	0	INJURED RESERVE					
10/03	at Green Bay	3	99	33.0	40	0	0	INJURED RESERVE					
10/10	Denver	2	35	17.5	20	0	0	INJURED RESERVE					
10/17	Seattle	3	73	24.3	37	0	0	INJURED RESERVE - DESIGNATED FOR RETURN					
10/31	at Cleveland	2	44	22.0	25	0	0	0	0	0.0	0	0	0
11/08	Chicago	2	40	20.0	21	0	0	ON INACTIVE LIST					
11/14	Detroit	2	35	17.5	21	0	0	ON INACTIVE LIST					
11/21	at L.A. Chargers	2	63	31.5	33	0	0	ON INACTIVE LIST					
11/28	at Cincinnati	RESERVE/COVID-19						3	73	24.3	25	0	0
12/05	Baltimore	3	46	15.3	19	0	0	ON INACTIVE LIST					
12/09	at Minnesota	3	62	20.7	23	0	0	INACTIVE					
12/19	Tennessee	2	38	19.0	20	0	0	ON INACTIVE LIST					
12/26	at Kansas City	3	61	20.3	29	0	0	RESERVE/COVID-19					
01/03	Cleveland												
01/09	at Baltimore												
TOTALS		32	710	22.2	40	0	0	3	73	24.3	25	0	0



2021 REGULAR SEASON INDIVIDUAL GAME-BY-GAME STATS													
PUNT RETURNS:		RAY-RAY MCCLOUD						CAMERON SUTTON					
DATE	OPP.	NO.	YDS	AVG	LG	FC	TD	NO.	YDS	AVG	LG	FC	TD
09/12	at Buffalo	1	5	5.0	5	0	0	0	0	0.0	0	0	0
09/19	Las Vegas	2	21	10.5	15	1	0	0	0	0.0	0	0	0
09/26	Cincinnati	1	14	14.0	14	2	0	0	0	0.0	0	0	0
10/03	at Green Bay	1	14	14.0	14	1	0	0	0	0.0	0	0	0
10/10	Denver	1	0	0.0	0	3	0	ON INACTIVE LIST					
10/17	Seattle	4	29	7.3	14	0	0	0	0	0.0	0	0	0
10/31	at Cleveland	2	29	14.5	19	0	0	0	0	0.0	0	0	0
11/08	Chicago	4	28	7.0	14	1	0	0	0	0.0	0	0	0
11/14	Detroit	6	54	9.0	13	1	0	0	0	0.0	0	0	0
11/21	at L.A. Chargers	0	0	0.0	0	0	0	0	0	0.0	0	0	0
11/28	at Cincinnati	RESERVE/COVID-19						2	3	1.5	3	0	0
12/05	Baltimore	4	33	8.3	14	0	0	0	0	0.0	0	0	0
12/09	at Minnesota	1	8	8.0	8	1	0	0	0	0.0	0	0	0
12/19	Tennessee	3	39	13.0	17	0	0	0	0	0.0	0	0	0
12/26	at Kansas City	1	20	20.0	20	0	0	0	0	0.0	0	0	0
01/03	Cleveland												
01/09	at Baltimore												
TOTALS		31	294	9.5	20	10	0	2	3	1.5	3	0	0



WEEK 16  
Pittsburgh Steelers 10, Kansas City Chiefs 36  
73,371 Arrowhead Stadium Dec 26, 2021



Pittsburgh Steelers	0	0	3	7	—	10
Kansas City Chiefs	14	9	7	6	—	36

SCORING DRIVES

TEAM	QTR	TIME	SCORING PLAY	PIT	KC
Chiefs	1	04:07	C.Edwards-Helaire 1 yd. run (E.Fry kick) (14-73, 8:10)	0	7
Chiefs	1	01:05	B.Pringle 5 yd. pass from P.Mahomes (E.Fry kick) (6-49, 2:54)	0	14
Chiefs	2	08:45	E.Fry 44 yd. Field Goal (10-54, 5:01)	0	17
Chiefs	2	02:13	M.Hardman 8 yd. pass from P.Mahomes (kick failed, wl) (6-74, 2:50)	0	23
Chiefs	3	08:53	B.Pringle 16 yd. pass from P.Mahomes (E.Fry kick) (7-51, 3:51)	0	30
Steelers	3	03:34	C.Boswell 34 yd. Field Goal (15-54, 5:19)	3	30
Chiefs	4	11:57	E.Fry 34 yd. Field Goal (12-59, 6:37)	3	33
Chiefs	4	09:41	E.Fry 30 yd. Field Goal (4-5, 2:02)	3	36
Steelers	4	02:54	D.Johnson 15 yd. pass from B.Roethlisberger (C.Boswell kick) (17-85, 6:47)	10	36

PITTSBURGH STEELERS

PASSING	ATT	CP	YDS	SK/YD	TD	LG	INT	RTG
Ben Roethlisberger	35	23	159	2/21	1	24	1	73.4
Mason Rudolph	8	5	35	0/0	0	12	0	72.4
TOTAL	43	28	194	2/21	1	24	1	73.2

RUSHING	ATT	YDS	AVG	LG	TD
Najee Harris	19	93	4.9	21	0
Benny Snell Jr.	5	20	4.0	8	0
Mason Rudolph	1	17	17.0	17	0
TOTAL	25	130	5.2	21	0

RECEIVING	NO	YDS	AVG	LG	TD
Diontae Johnson	6	51	8.5	18	1
Najee Harris	5	17	3.4	6	0
Chase Claypool	4	41	10.3	24	0
Zach Gentry	4	31	7.8	12	0
Ray-Ray McCloud	4	25	6.3	17	0
Cody White	3	16	5.3	6	0
Kevin Rader	1	7	7.0	7	0
Benny Snell Jr.	1	6	6.0	6	0
TOTAL	28	194	6.9	24	1

TOP DEFENSE	TOT	SOLO	AST	SCK	YDS	INT
Robert Spillane	13	5	8	0.0	0.0	0
Minkah Fitzpatrick	12	5	7	0.0	0.0	0
Joe Schobert	10	4	6	0.0	0.0	0

FIELD GOALS	FGM/FGA	PERCENT	RESULTS
Chris Boswell	1-2	50.0	36WL, 34G
TOTAL	1-2	50.0	

KANSAS CITY CHIEFS

PASSING	ATT	CP	YDS	SK/YD	TD	LG	INT	RTG
Patrick Mahomes	30	23	258	2/4	3	50	0	135.1
TOTAL	30	23	258	2/4	3	50	0	135.1

RUSHING	ATT	YDS	AVG	LG	TD
Darrel Williams	11	55	5.0	12	0
Derrick Gore	12	43	3.6	10	0
Clyde Edwards-Helaire	9	27	3.0	7	1
Michael Burton	1	2	2.0	2	0
Chad Henne	2	0	0.0	0	0
TOTAL	35	127	3.6	12	1

RECEIVING	NO	YDS	AVG	LG	TD
Byron Pringle	6	75	12.5	22	2
Derrick Gore	3	61	20.3	50	0
Mecole Hardman	3	31	10.3	14	1
Darrel Williams	3	30	10.0	18	0
Tyreek Hill	2	19	9.5	10	0
Demarcus Robinson	2	15	7.5	9	0
Noah Gray	2	12	6.0	7	0
Blake Bell	1	11	11.0	11	0
Clyde Edwards-Helaire	1	4	4.0	4	0
TOTAL	23	258	11.2	50	3

TOP DEFENSE	TOT	SOLO	AST	SCK	YDS	INT
Dicaprio Bootle	8	6	2	0.0	0.0	0
Ben Niemann	7	5	2	0.0	0.0	0
Juan Thornhill	7	4	3	0.0	0.0	0

FIELD GOALS	FGM/FGA	PERCENT	RESULTS
Elliott Fry	3-4	75.0	44G, 39WL, 34G, 30G
TOTAL	3-4	75.0	

Team Statistics

	Steelers	Chiefs
First Downs	20	25
3rd-Down Eff. (Made/Att/Pct)	5/13/38%	4/11/36%
4th-Down Eff. (Made/Att/Pct)	2/3/67%	1/1/100%
Total Net Yards	303	381
Total Plays	70	67
Yards Per Play	4.3	5.7
Rushes/Net Yards	25/130	35/127
Net Passing	173	254
Pass Attempts/Completions	43/28	30/23
Had Intercepted	1	0
Sacked/Yards Lost	2/21	2/4
Punts/Average	2/60.5	2/45.5
Penalties/Yards	5/40	5/41
Fumbles/Lost	2/2	3/0
Possession Time	25:18	34:42



13



19

WEEK 15  
Tennessee Titans 13, Pittsburgh Steelers 19  
59,521 🇺🇸 Heinz Field 🇺🇸 Dec 19, 2021

Tennessee Titans	10	3	0	0	—	13
Pittsburgh Steelers	0	3	7	9	—	19

SCORING DRIVES

TEAM	QTR	TIME	SCORING PLAY	TEN	PIT
Titans	1	07:41	R.Tannehill 1 yd. run (R.Bullock kick) (6:25, 2:29)	7	0
Titans	1	01:13	R.Bullock 26 yd. Field Goal (11:45, 4:54)	10	0
Steelers	2	10:35	C.Boswell 36 yd. Field Goal (5:18, 2:11)	10	3
Titans	2	00:18	R.Bullock 32 yd. Field Goal (19:64,10:17)	13	3
Steelers	3	03:08	B.Roethlisberger 1 yd. run (C.Boswell kick) (8:63, 3:59)	13	10
Steelers	4	13:24	C.Boswell 28 yd. Field Goal (7:31, 2:26)	13	13
Steelers	4	07:20	C.Boswell 46 yd. Field Goal (4:4, 1:56)	13	16
Steelers	4	04:29	C.Boswell 48 yd. Field Goal (4:5, 2:07)	13	19

TENNESSEE TITANS

PASSING	ATT	CP	YDS	SK/YD	TD	LG	INT	RTG
Ryan Tannehill	32	23	153	4/36	0	18	1	68.9
TOTAL	32	23	153	4/36	0	18	1	68.9

RUSHING	ATT	YDS	AVG	LG	TD
D'Onta Foreman	22	108	4.9	20	0
Dontrell Hilliard	9	49	5.4	15	0
Jeremy McNichols	6	26	4.3	9	0
Ryan Tannehill	5	18	3.6	11	1
TOTAL	42	201	4.8	20	1

RECEIVING	NO	YDS	AVG	LG	TD
Nick Westbrook-Ikhine	4	32	8.0	12	0
Chester Rogers	4	30	7.5	13	0
Dontrell Hilliard	4	10	2.5	5	0
Jeremy McNichols	3	25	8.3	11	0
D'Onta Foreman	2	27	13.5	18	0
Anthony Firkser	2	19	9.5	11	0
Cody Hollister	1	5	5.0	5	0
Geoff Swaim	1	5	5.0	5	0
MyCole Pruitt	1	1	1.0	1	0
Racey McMath	1	-1	-1.0	-1	0
TOTAL	23	153	6.7	18	0

TOP DEFENSE	TOT	SOLO	AST	SCK	YDS	INT
Zach Cunningham	6	4	2	0.0	0.0	0
Rashaan Evans	5	3	2	0.0	0.0	0
Elijah Molden	4	4	0	0.0	0.0	0

FIELD GOALS	FGM/FGA	PERCENT	RESULTS
Randy Bullock	2-2	100.0	26G, 32G
TOTAL	2-2	100.0	

PITTSBURGH STEELERS

PASSING	ATT	CP	YDS	SK/YD	TD	LG	INT	RTG
Ben Roethlisberger	25	16	148	3/15	0	19	0	80.1
TOTAL	25	16	148	3/15	0	19	0	80.1

RUSHING	ATT	YDS	AVG	LG	TD
Najee Harris	12	18	1.5	7	0
Diontae Johnson	1	10	10.0	10	0
Chase Claypool	1	7	7.0	7	0
Ben Roethlisberger	3	0	0.0	1t	1
TOTAL	17	35	2.1	10	1

RECEIVING	NO	YDS	AVG	LG	TD
Diontae Johnson	5	38	7.6	16	0
Pat Freiermuth	4	37	9.3	14	0
James Washington	3	36	12.0	19	0
Najee Harris	2	8	4.0	5	0
Zach Gentry	1	17	17.0	17	0
Ray-Ray McCloud	1	0	0.0	0	0
TOTAL	16	148	9.3	19	0

TOP DEFENSE	TOT	SOLO	AST	SCK	YDS	INT
Minkah Fitzpatrick	14	12	2	0.0	0.0	0
Terrell Edmunds	10	7	3	0.0	0.0	0
Joe Schobert	7	4	3	0.0	0.0	1

FIELD GOALS	FGM/FGA	PERCENT	RESULTS
Chris Boswell	4-5	80.0	36G, 56SH, 28G, 46G, 48G
TOTAL	4-5	80.0	

Team Statistics

First Downs	22	12
3rd-Down Eff. (Made/Att/Pct)	8/18/44%	2/11/18%
4th-Down Eff. (Made/Att/Pct)	1/2/50%	0/0/0%
Total Net Yards	318	168
Total Plays	78	45
Yards Per Play	4.1	3.7
Rushes/Net Yards	42/201	17/35
Net Passing	117	133
Pass Attempts/Completions	32/23	25/16
Had Intercepted	1	0
Sacked/Yards Lost	4/36	3/15
Punts/Average	3/47.7	5/39.8
Penalties/Yards	7/68	5/30
Fumbles/Lost	5/3	0/0
Possession Time	39:08	20:52

Titans Steelers



WEEK 14  
Pittsburgh Steelers 28, Minnesota Vikings 36  
66,718 U.S. Bank Stadium Dec 9, 2021



Pittsburgh Steelers	0	0	7	21	—	28
Minnesota Vikings	6	17	6	7	—	36

SCORING DRIVES

TEAM	QTR	TIME	SCORING PLAY	PIT	MIN
Vikings	1	03:31	J.Jefferson 14 yd. pass from K.Cousins (kick failed, wr) (5-61, 2:01)	0	6
Vikings	2	14:43	G.Joseph 38 yd. Field Goal (7-37, 2:02)	0	9
Vikings	2	09:55	D.Cook 29 yd. run (G.Joseph kick) (5-78, 3:06)	0	16
Vikings	2	02:20	D.Cook 7 yd. run (G.Joseph kick) (12-60, 5:19)	0	23
Vikings	3	09:36	G.Joseph 42 yd. Field Goal (7-10, 2:49)	0	26
Vikings	3	06:15	G.Joseph 25 yd. Field Goal (6-23, 2:07)	0	29
Steelers	3	02:11	N.Harris 3 yd. pass from B.Roethlisberger (C.Boswell kick) (10-75, 4:04)	7	29
Steelers	4	14:49	N.Harris 1 yd. run (C.Boswell kick) (7-42, 2:14)	14	29
Steelers	4	12:11	J.Washington 30 yd. pass from B.Roethlisberger (pass failed) (3-69, 1:06)	20	29
Vikings	4	10:51	K.Osborn 62 yd. pass from K.Cousins (G.Joseph kick) (3-75, 1:20)	20	36
Steelers	4	04:14	P.Freiermuth 15 yd. pass from B.Roethlisberger (B.Roethlisberger-D.Johnson pass) (2-21, 0:44)	28	36

PITTSBURGH STEELERS

PASSING	ATT	CP	YDS	SK/YD	TD	LG	INT	RTG
Ben Roethlisberger	40	28	308	5/39	3	38	1	107.1
TOTAL	40	28	308	5/39	3	38	1	107.1

RUSHING	ATT	YDS	AVG	LG	TD
Najee Harris	20	94	4.7	23	1
Diontae Johnson	1	7	7.0	7	0
Ben Roethlisberger	1	5	5.0	5	0
Chase Claypool	1	2	2.0	2	0
Benny Snell Jr.	1	-2	-2.0	-2	0
TOTAL	24	106	4.4	23	1

RECEIVING	NO	YDS	AVG	LG	TD
Chase Claypool	8	93	11.6	38	0
Ray-Ray McCloud	6	32	5.3	10	0
Diontae Johnson	5	76	15.2	37	0
James Washington	4	65	16.3	30t	1
Najee Harris	3	10	3.3	6	1
Pat Freiermuth	2	32	16.0	17	1
TOTAL	28	308	11.0	38	3

TOP DEFENSE	TOT	SOLO	AST	SCK	YDS	INT
Devin Bush	8	3	5	0.0	0.0	0
Joe Schobert	7	4	3	0.0	0.0	0
Cameron Heyward	6	3	3	0.0	0.0	0

FIELD GOALS	FGM/FGA	PERCENT	RESULTS
Chris Boswell	0-1	0.0	49WL
TOTAL	0-1	0.0	

MINNESOTA VIKINGS

PASSING	ATT	CP	YDS	SK/YD	TD	LG	INT	RTG
Kirk Cousins	31	14	216	0/0	2	62t	2	63.4
TOTAL	31	14	216	0/0	2	62T	2	63.4

RUSHING	ATT	YDS	AVG	LG	TD
Dalvin Cook	27	205	7.6	30	2
Alexander Mattison	6	27	4.5	14	0
Kirk Cousins	2	14	7.0	11	0
Justin Jefferson	1	-4	-4.0	-4	0
TOTAL	36	242	6.7	30	2

RECEIVING	NO	YDS	AVG	LG	TD
Justin Jefferson	7	79	11.3	22	1
K.J. Osborn	3	83	27.7	62t	1
Tyler Conklin	2	20	10.0	19	0
Chris Herndon	1	17	17.0	17	0
Dalvin Cook	1	17	17.0	17	0
TOTAL	14	216	15.4	62T	2

TOP DEFENSE	TOT	SOLO	AST	SCK	YDS	INT
Eric Kendricks	11	5	6	1.0	9.0	0
Anthony Barr	9	4	5	0.0	0.0	0
Bashaud Breeland	8	7	1	0.0	0.0	1

FIELD GOALS	FGM/FGA	PERCENT	RESULTS
Greg Joseph	3-4	75.0	53WL, 38G, 42G, 25G
TOTAL	3-4	75.0	

Team Statistics

	Steelers	Vikings
First Downs	22	22
3rd-Down Eff. (Made/Att/Pct)	4/13/31%	5/14/36%
4th-Down Eff. (Made/Att/Pct)	2/2/100%	1/1/100%
Total Net Yards	375	458
Total Plays	69	67
Yards Per Play	5.4	6.8
Rushes/Net Yards	24/106	36/242
Net Passing	269	216
Pass Attempts/Completions	40/28	31/14
Had Intercepted	1	2
Sacked/Yards Lost	5/39	0/0
Punts/Average	6/43.0	3/48.7
Penalties/Yards	10/85	11/102
Fumbles/Lost	1/0	0/0
Possession Time	29:32	30:28

Steelers Vikings



19

WEEK 13  
Baltimore Ravens 19, Pittsburgh Steelers 20  
59,303 🌈 Heinz Field 🌈 Dec 5, 2021



20

Baltimore Ravens .....	0	7	3	9	—	19
Pittsburgh Steelers .....	0	3	0	17	—	20

SCORING DRIVES

TEAM	QTR	TIME	SCORING PLAY	BAL	PIT
Ravens	2	08:37	D.Freeman 3 yd. run (J.Tucker kick) (16-99,10:27)	7	0
Steelers	2	00:27	C.Boswell 53 yd. Field Goal (9-52, 1:21)	7	3
Ravens	3	07:24	J.Tucker 35 yd. Field Goal (10-41, 5:20)	10	3
Steelers	4	14:01	D.Johnson 29 yd. pass from B.Roethlisberger (kick failed, wl) (4-78, 1:38)	10	9
Ravens	4	11:51	J.Tucker 28 yd. Field Goal (5-51, 2:10)	13	9
Steelers	4	07:18	C.Boswell 43 yd. Field Goal (10-50, 4:33)	13	12
Steelers	4	01:48	D.Johnson 5 yd. pass from B.Roethlisberger (B.Roethlisberger-P.Freiermuth pass) (11-69, 4:33)	13	20
Ravens	4	00:12	S.Watkins 6 yd. pass from L.Jackson (pass failed) (8-60, 1:36)	19	20

BALTIMORE RAVENS

PASSING	ATT	CP	YDS	SK/YD	TD	LG	INT	RTG
Lamar Jackson	37	23	253	7/34	1	29	1	80.1
TOTAL	37	23	253	7/34	1	29	1	80.1

RUSHING	ATT	YDS	AVG	LG	TD
Lamar Jackson	8	55	6.9	13	0
Devonta Freeman	14	52	3.7	18	1
Latavius Murray	2	1	0.5	3	0
Nate McCrary	1	-1	-1.0	-1	0
TOTAL	25	107	4.3	18	1

RECEIVING	NO	YDS	AVG	LG	TD
Marquise Brown	5	55	11.0	22	0
Devonta Freeman	5	45	9.0	15	0
Mark Andrews	4	50	12.5	29	0
Sammy Watkins	4	39	9.8	15	1
Latavius Murray	2	34	17.0	18	0
Devin Duvernay	2	21	10.5	18	0
Patrick Ricard	1	9	9.0	9	0
TOTAL	23	253	11.0	29	1

TOP DEFENSE	TOT	SOLO	AST	SCK	YDS	INT
Brandon Williams	11	6	5	0.0	0.0	0
Brandon Stephens	7	5	2	0.0	0.0	0
Josh Bynes	7	3	4	0.0	0.0	0

FIELD GOALS	FGM/FGA	PERCENT	RESULTS
Justin Tucker	2-2	100.0	35G, 28G
TOTAL	2-2	100.0	

PITTSBURGH STEELERS

PASSING	ATT	CP	YDS	SK/YD	TD	LG	INT	RTG
Ben Roethlisberger	31	21	236	1/0	2	40	0	111.8
TOTAL	31	21	236	1/0	2	40	0	111.8

RUSHING	ATT	YDS	AVG	LG	TD
Najee Harris	21	71	3.4	13	0
Benny Snell Jr.	2	13	6.5	8	0
Chase Claypool	1	2	2.0	2	0
Ben Roethlisberger	1	-1	-1.0	-1	0
TOTAL	25	85	3.4	13	0

RECEIVING	NO	YDS	AVG	LG	TD
Diontae Johnson	8	105	13.1	29t	2
Najee Harris	5	36	7.2	18	0
Pat Freiermuth	3	26	8.7	17	0
Chase Claypool	2	52	26.0	40	0
Zach Gentry	2	10	5.0	5	0
Ray-Ray McCloud	1	7	7.0	7	0
TOTAL	21	236	11.2	40	2

TOP DEFENSE	TOT	SOLO	AST	SCK	YDS	INT
Minkah Fitzpatrick	9	7	2	0.0	0.0	1
Joe Schobert	7	6	1	0.0	0.0	0
T.J. Watt	6	5	1	3.5	12.0	0

FIELD GOALS	FGM/FGA	PERCENT	RESULTS
Chris Boswell	2-2	100.0	53G, 43G
TOTAL	2-2	100.0	

Team Statistics

First Downs	22	17
3rd-Down Eff. (Made/Att/Pct)	8/16/50%	5/12/42%
4th-Down Eff. (Made/Att/Pct)	0/0/0%	0/0/0%
Total Net Yards	326	321
Total Plays	69	57
Yards Per Play	4.7	5.6
Rushes/Net Yards	25/107	25/85
Net Passing	219	236
Pass Attempts/Completions	37/23	31/21
Had Intercepted	1	0
Sacked/Yards Lost	7/34	1/0
Punts/Average	4/50.8	5/43.4
Penalties/Yards	10/55	5/81
Fumbles/Lost	1/0	0/0
Possession Time	36:30	23:30

Ravens Steelers



WEEK 12  
Pittsburgh Steelers 10, Cincinnati Bengals 41  
63,238 🌐 Paul Brown Stadium 🌐 Nov 28, 2021



Pittsburgh Steelers .....	3	0	0	7	—	10
Cincinnati Bengals .....	10	21	3	7	—	41

SCORING DRIVES

TEAM	QTR	TIME	SCORING PLAY	PIT	CIN
Bengals	1	09:29	J.Burrow 8 yd. run (E.McPherson kick) (10-75, 5:31)	0	7
Bengals	1	06:01	E.McPherson 31 yd. Field Goal (4-8, 1:55)	0	10
Steelers	1	02:17	C.Boswell 40 yd. Field Goal (8-53, 3:44)	3	10
Bengals	2	14:15	T.Higgins 32 yd. pass from J.Burrow (E.McPherson kick) (6-75, 3:02)	3	17
Bengals	2	02:43	J.Mixon 1 yd. run (E.McPherson kick) (14-84, 7:35)	3	24
Bengals	2	00:30	M.Hilton 24 yd. interception return (E.McPherson kick)	3	31
Bengals	3	02:35	E.McPherson 51 yd. Field Goal (8-12, 3:48)	3	34
Bengals	4	13:10	J.Mixon 1 yd. run (E.McPherson kick) (5-65, 2:57)	3	41
Steelers	4	02:59	P.Freiermuth 15 yd. pass from B.Roethlisberger (C.Boswell kick) (9-69, 3:12)	10	41

PITTSBURGH STEELERS

PASSING	ATT	CP	YDS	SK/YD	TD	LG	INT	RTG
Ben Roethlisberger	41	24	263	3/13	1	41	2	65.4
TOTAL	41	24	263	3/13	1	41	2	65.4

RUSHING	ATT	YDS	AVG	LG	TD
Najee Harris	8	23	2.9	5	0
Kalen Ballage	3	21	7.0	13	0
Benny Snell Jr.	2	5	2.5	4	0
Anthony McFarland Jr.	2	2	1.0	3	0
TOTAL	15	51	3.4	13	0

RECEIVING	NO	YDS	AVG	LG	TD
Diontae Johnson	9	95	10.6	16	0
Pat Freiermuth	4	40	10.0	15t	1
Chase Claypool	3	82	27.3	41	0
Najee Harris	3	14	4.7	12	0
Anthony McFarland Jr.	1	11	11.0	11	0
Zach Gentry	1	10	10.0	10	0
Kalen Ballage	1	6	6.0	6	0
James Washington	1	3	3.0	3	0
Anthony Miller	1	2	2.0	2	0
TOTAL	24	263	11.0	41	1

TOP DEFENSE	TOT	SOLO	AST	SCK	YDS	INT
Joe Schobert	10	8	2	0.0	0.0	0
Minkah Fitzpatrick	9	5	4	0.0	0.0	1
Cameron Heyward	8	3	5	1.0	6.0	0

FIELD GOALS	FGM/FGA	PERCENT	RESULTS
Chris Boswell	1-1	100.0	40G
TOTAL	1-1	100.0	

CINCINNATI BENGALS

PASSING	ATT	CP	YDS	SK/YD	TD	LG	INT	RTG
Joe Burrow	24	20	190	2/18	1	32t	1	96.2
Brandon Allen	1	0	0	0/0	0	0	0	39.6
TOTAL	25	20	190	2/18	1	32t	1	95.0

RUSHING	ATT	YDS	AVG	LG	TD
Joe Mixon	28	165	5.9	32	2
Chris Evans	5	23	4.6	13	0
Joe Burrow	1	8	8.0	8t	1
Samaje Perine	3	3	1.0	4	0
Brandon Allen	1	-1	-1.0	-1	0
TOTAL	38	198	5.2	32	3

RECEIVING	NO	YDS	AVG	LG	TD
Tee Higgins	6	114	19.0	32t	1
Joe Mixon	4	-2	-0.5	5	0
Ja'Marr Chase	3	39	13.0	16	0
C.J. Uzomah	3	9	3.0	7	0
Tyler Boyd	2	13	6.5	9	0
Samaje Perine	1	12	12.0	12	0
Chris Evans	1	5	5.0	5	0
TOTAL	20	190	9.5	32t	1

TOP DEFENSE	TOT	SOLO	AST	SCK	YDS	INT
Logan Wilson	6	6	0	0.0	0.0	0
Markus Bailey	5	3	2	0.0	0.0	0
B.J. Hill	4	3	1	1.0	9.0	0

FIELD GOALS	FGM/FGA	PERCENT	RESULTS
Evan McPherson	2-2	100.0	31G, 51G
TOTAL	2-2	100.0	

Team Statistics

First Downs	16	25
3rd-Down Eff. (Made/Att/Pct)	7/13/54%	5/11/45%
4th-Down Eff. (Made/Att/Pct)	0/0/0%	1/1/100%
Total Net Yards	301	370
Total Plays	59	65
Yards Per Play	5.1	5.7
Rushes/Net Yards	15/51	38/198
Net Passing	250	172
Pass Attempts/Completions	41/24	25/20
Had Intercepted	2	1
Sacked/Yards Lost	3/13	2/18
Punts/Average	5/38.0	3/46.3
Penalties/Yards	4/30	3/18
Fumbles/Lost	2/1	0/0
Possession Time	24:40	35:20

Steelers Bengals



**WEEK 11**  
**Pittsburgh Steelers 37, Los Angeles Chargers 41**  
**70,240 🇺🇸 SoFi Stadium 🇺🇸 Nov 21, 2021**



Pittsburgh Steelers .....	3	7	0	27	—	37
Los Angeles Chargers .....	7	10	10	14	—	41

**SCORING DRIVES**

TEAM	QTR	TIME	SCORING PLAY	PIT	LAC
Steelers	1	08:29	C.Boswell 36 yd. Field Goal (13:57, 6:31)	3	0
Chargers	1	02:09	A.Ekeler 6 yd. run (D.Hopkins kick) (12:73, 6:20)	3	7
Chargers	2	03:42	A.Ekeler 10 yd. pass from J.Herbert (D.Hopkins kick) (12:98, 6:54)	3	14
Steelers	2	01:09	D.Johnson 10 yd. pass from B.Roethlisberger (C.Boswell kick) (7:64, 2:33)	10	14
Chargers	2	00:02	D.Hopkins 30 yd. Field Goal (8:63, 1:07)	10	17
Chargers	3	11:50	A.Ekeler 17 yd. pass from J.Herbert (D.Hopkins kick) (6:70, 3:10)	10	24
Chargers	3	03:40	D.Hopkins 41 yd. Field Goal (11:51, 6:28)	10	27
Steelers	4	14:10	C.Boswell 36 yd. Field Goal (10:57, 4:30)	13	27
Steelers	4	11:35	N.Harris 1 yd. run (C.Boswell kick) (4:3, 0:58)	20	27
Chargers	4	08:48	A.Ekeler 5 yd. run (D.Hopkins kick) (7:75, 2:47)	20	34
Steelers	4	04:49	E.Ebron 5 yd. pass from B.Roethlisberger (C.Boswell kick) (9:75, 3:59)	27	34
Steelers	4	04:23	P.Freiermuth 5 yd. pass from B.Roethlisberger (C.Boswell kick) (2:11, 0:13)	34	34
Steelers	4	03:24	C.Boswell 45 yd. Field Goal (4:7, 0:19)	37	34
Chargers	4	02:09	M.Williams 53 yd. pass from J.Herbert (D.Hopkins kick) (3:75, 1:15)	37	41

**PITTSBURGH STEELERS**

PASSING	ATT	CP	YDS	SK/YD	TD	LG	INT	RTG
Ben Roethlisberger	44	28	273	3/28	3	37	0	103.7
<b>TOTAL</b>	<b>44</b>	<b>28</b>	<b>273</b>	<b>3/28</b>	<b>3</b>	<b>37</b>	<b>0</b>	<b>103.7</b>

RUSHING	ATT	YDS	AVG	LG	TD
Najee Harris	12	39	3.3	12	1
Benny Snell Jr.	2	7	3.5	4	0
Ray-Ray McCloud	1	5	5.0	5	0
Kalen Ballage	1	3	3.0	3	0
Chase Claypool	2	1	0.5	3	0
<b>TOTAL</b>	<b>18</b>	<b>55</b>	<b>3.1</b>	<b>12</b>	<b>1</b>

RECEIVING	NO	YDS	AVG	LG	TD
Diontae Johnson	7	101	14.4	32	1
Chase Claypool	5	93	18.6	37	0
Najee Harris	5	20	4.0	7	0
Pat Freiermuth	4	11	2.8	5t	1
Eric Ebron	3	24	8.0	18	1
James Washington	2	12	6.0	7	0
Ray-Ray McCloud	2	12	6.0	8	0
<b>TOTAL</b>	<b>28</b>	<b>273</b>	<b>9.8</b>	<b>37</b>	<b>3</b>

TOP DEFENSE	TOT	SOLO	AST	SCK	YDS	INT
Cameron Sutton	10	7	3	0.0	0.0	1
Tre Norwood	7	6	1	0.0	0.0	0
Alex Highsmith	6	3	3	1.5	6.0	0

FIELD GOALS	FGM/FGA	PERCENT	RESULTS
Chris Boswell	3-3	100.0	36G, 36G, 45G
<b>TOTAL</b>	<b>3-3</b>	<b>100.0</b>	

**LOS ANGELES CHARGERS**

PASSING	ATT	CP	YDS	SK/YD	TD	LG	INT	RTG
Justin Herbert	41	30	382	2/8	3	53t	1	116.1
<b>TOTAL</b>	<b>41</b>	<b>30</b>	<b>382</b>	<b>2/8</b>	<b>3</b>	<b>53T</b>	<b>1</b>	<b>116.1</b>

RUSHING	ATT	YDS	AVG	LG	TD
Justin Herbert	9	90	10.0	36	0
Austin Ekeler	11	50	4.5	12	2
Joshua Palmer	1	6	6.0	6	0
Larry Rountree III	2	5	2.5	5	0
Andre Roberts	1	4	4.0	4	0
Jalen Guyton	1	2	2.0	2	0
Justin Jackson	1	2	2.0	2	0
<b>TOTAL</b>	<b>26</b>	<b>159</b>	<b>6.1</b>	<b>36</b>	<b>2</b>

RECEIVING	NO	YDS	AVG	LG	TD
Keenan Allen	9	112	12.4	30	0
Austin Ekeler	6	65	10.8	17t	2
Mike Williams	5	97	19.4	53t	1
Donald Parham Jr.	4	38	9.5	12	0
Jared Cook	3	28	9.3	13	0
Jalen Guyton	1	18	18.0	18	0
Joshua Palmer	1	17	17.0	17	0
Tre' McKitty	1	7	7.0	7	0
<b>TOTAL</b>	<b>30</b>	<b>382</b>	<b>12.7</b>	<b>53T</b>	<b>3</b>

TOP DEFENSE	TOT	SOLO	AST	SCK	YDS	INT
Kyzir White	9	6	3	0.0	0.0	0
Asante Samuel Jr.	7	5	2	0.0	0.0	0
Derwin James Jr.	6	2	4	0.0	0.0	0

FIELD GOALS	FGM/FGA	PERCENT	RESULTS
Dustin Hopkins	2-2	100.0	30G, 41G
<b>TOTAL</b>	<b>2-2</b>	<b>100.0</b>	

**Team Statistics**

First Downs	22	33
3rd-Down Eff. (Made/Att/Pct)	8/15/53%	7/12/58%
4th-Down Eff. (Made/Att/Pct)	0/2/0%	0/1/0%
Total Net Yards	300	533
Total Plays	65	69
Yards Per Play	4.6	7.7
Rushes/Net Yards	18/55	26/159
Net Passing	245	374
Pass Attempts/Completions	44/28	41/30
Had Intercepted	0	1
Sacked/Yards Lost	3/28	2/8
Punts/Average	1/46.0	1/0.0
Penalties/Yards	8/38	12/75
Fumbles/Lost	1/0	0/0
Possession Time	28:14	31:46

**Steelers Chargers**



16

WEEK 10  
Detroit Lions 16, Pittsburgh Steelers 16 (OT)  
58,716 Heinz Field Nov 14, 2021



16

Detroit Lions .....	0	10	6	0	—	16
Pittsburgh Steelers .....	7	3	3	3	—	16

SCORING DRIVES

TEAM	QTR	TIME	SCORING PLAY	DET	PIT
Steelers	1	09:40	J.Washington 9 yd. pass from M.Rudolph (C.Boswell kick) (10-83, 5:20)	0	7
Lions	2	12:43	J.Jefferson 28 yd. run (R.Santoso kick) (3-39, 1:28)	7	7
Steelers	2	04:22	C.Boswell 20 yd. Field Goal (13-73, 8:21)	7	10
Lions	2	00:00	R.Santoso 20 yd. Field Goal (12-67, 4:22)	10	10
Lions	3	12:09	G.Igwebuike 42 yd. run (kick failed, wr) (6-85, 2:51)	16	10
Steelers	3	08:26	C.Boswell 23 yd. Field Goal (13-69, 3:43)	16	13
Steelers	4	11:31	C.Boswell 51 yd. Field Goal (6-17, 3:21)	16	16

DETROIT LIONS

PASSING	ATT	CP	YDS	SK/YD	TD	LG	INT	RTG
Jared Goff	25	14	114	4/37	0	30	0	67.8
TOTAL	25	14	114	4/37	0	30	0	67.8

RUSHING	ATT	YDS	AVG	LG	TD
D'Andre Swift	33	130	3.9	21	0
Godwin Igwebuike	2	56	28.0	42t	1
Jermar Jefferson	3	41	13.7	28t	1
Jason Cabinda	1	2	2.0	2	0
TOTAL	39	229	5.9	42T	2

RECEIVING	NO	YDS	AVG	LG	TD
Amon-Ra St. Brown	4	61	15.3	30	0
Kalif Raymond	4	29	7.3	12	0
D'Andre Swift	3	5	1.7	5	0
Trinity Benson	2	17	8.5	8	0
Brock Wright	1	2	2.0	2	0
TOTAL	14	114	8.1	30	0

TOP DEFENSE	TOT	SOLO	AST	SCK	YDS	INT
Alex Anzalone	9	6	3	0.0	0.0	0
Amani Oruwareye	7	5	2	0.0	0.0	0
Tracy Walker	7	7	0	0.0	0.0	0

FIELD GOALS	FGM/FGA	PERCENT	RESULTS
Ryan Santoso	1-2	50.0	20G, 48SH
TOTAL	1-2	50.0	

PITTSBURGH STEELERS

PASSING	ATT	CP	YDS	SK/YD	TD	LG	INT	RTG
Mason Rudolph	50	30	242	0/0	1	36	1	70.6
TOTAL	50	30	242	0/0	1	36	1	70.6

RUSHING	ATT	YDS	AVG	LG	TD
Najee Harris	26	105	4.0	12	0
Mason Rudolph	4	36	9.0	26	0
Benny Snell Jr.	1	4	4.0	4	0
TOTAL	31	145	4.7	26	0

RECEIVING	NO	YDS	AVG	LG	TD
Ray-Ray McCloud	9	63	7.0	17	0
Diontae Johnson	7	83	11.9	36	0
Pat Freiemuth	5	31	6.2	10	0
Najee Harris	4	28	7.0	10	0
James Washington	2	15	7.5	9t	1
Eric Ebron	2	13	6.5	9	0
Derek Watt	1	9	9.0	9	0
TOTAL	30	242	8.1	36	1

TOP DEFENSE	TOT	SOLO	AST	SCK	YDS	INT
Joe Schobert	13	8	5	0.0	0.0	0
Alex Highsmith	11	8	3	0.0	0.0	0
Devin Bush	9	5	4	0.0	0.0	0

FIELD GOALS	FGM/FGA	PERCENT	RESULTS
Chris Boswell	3-3	100.0	20G, 23G, 51G
TOTAL	3-3	100.0	

Team Statistics

First Downs	17	22
3rd-Down Eff. (Made/Att/Pct)	4/18/22%	7/17/41%
4th-Down Eff. (Made/Att/Pct)	2/2/100%	0/0/0%
Total Net Yards	306	387
Total Plays	68	81
Yards Per Play	4.5	4.8
Rushes/Net Yards	39/229	31/145
Net Passing	77	242
Pass Attempts/Completions	25/14	50/30
Had Intercepted	0	1
Sacked/Yards Lost	4/37	0/0
Punts/Average	10/46.4	6/46.7
Penalties/Yards	8/84	7/59
Fumbles/Lost	0/0	3/2
Possession Time	33:12	36:48

Lions Steelers





27

WEEK 9

Chicago Bears 27, Pittsburgh Steelers 29  
60,788 Heinz Field Nov 8, 2021



29

Chicago Bears	0	3	3	21	—	27
Pittsburgh Steelers	7	7	6	9	—	29

SCORING DRIVES

TEAM	QTR	TIME	SCORING PLAY	CHI	PIT
Steelers	1	09:42	N.Harris 10 yd. run (C.Boswell kick) (6-59, 3:20)	0	7
Steelers	2	13:22	P.Freiermuth 4 yd. pass from B.Roethlisberger (C.Boswell kick) (9-36, 3:41)	0	14
Bears	2	00:15	C.Santos 30 yd. Field Goal (12-52, 4:32)	3	14
Bears	3	07:43	C.Santos 22 yd. Field Goal (10-89, 4:59)	6	14
Steelers	3	02:08	P.Freiermuth 10 yd. pass from B.Roethlisberger (kick failed, wl) (9-75, 5:35)	6	20
Bears	4	14:17	D.Mooney 15 yd. run (C.Santos kick) (6-82, 2:51)	13	20
Steelers	4	11:54	C.Boswell 54 yd. Field Goal (4-39, 2:23)	13	23
Bears	4	06:31	D.Houston-Carson 25 yd. fumble return (C.Santos kick)	20	23
Steelers	4	02:52	C.Boswell 52 yd. Field Goal (11-41, 3:39)	20	26
Bears	4	01:46	D.Mooney 16 yd. pass from J.Fields (C.Santos kick) (7-75, 1:06)	26	26
Steelers	4	00:26	C.Boswell 40 yd. Field Goal (7-52, 1:20)	27	29

CHICAGO BEARS

PASSING	ATT	CP	YDS	SK/YD	TD	LG	INT	RTG
Justin Fields	29	17	291	3/13	1	50	1	89.9
TOTAL	29	17	291	3/13	1	50	1	89.9

RUSHING	ATT	YDS	AVG	LG	TD
David Montgomery	13	63	4.8	21	0
Justin Fields	8	45	5.6	8	0
Darnell Mooney	1	15	15.0	15t	1
Khalil Herbert	4	13	3.3	8	0
TOTAL	26	136	5.2	21	1

RECEIVING	NO	YDS	AVG	LG	TD
Cole Kmet	6	87	14.5	25	0
Allen Robinson II	4	68	17.0	39	0
Darnell Mooney	3	41	13.7	20	1
David Montgomery	2	17	8.5	11	0
Marquise Goodwin	1	50	50.0	50	0
Jimmy Graham	1	28	28.0	28	0
TOTAL	17	291	17.1	50	1

TOP DEFENSE	TOT	SOLO	AST	SCK	YDS	INT
Roquan Smith	12	6	6	1.0	9.0	0
Danny Trevathan	7	3	4	0.0	0.0	0
Cassius Marsh Sr.	5	3	2	1.0	7.0	0

FIELD GOALS	FGM/FGA	PERCENT	RESULTS
Cairo Santos	2-3	66.7	30G, 22G, 65SH
TOTAL	2-3	66.0	

PITTSBURGH STEELERS

PASSING	ATT	CP	YDS	SK/YD	TD	LG	INT	RTG
Ben Roethlisberger	30	21	205	4/30	2	42	0	111.1
TOTAL	30	21	205	4/30	2	42	0	111.1

RUSHING	ATT	YDS	AVG	LG	TD
Najee Harris	22	62	2.8	13	1
Chase Claypool	2	13	6.5	11	0
James Washington	2	13	6.5	12	0
Diontae Johnson	2	11	5.5	11	0
Benny Snell Jr.	2	6	3.0	5	0
Ben Roethlisberger	2	0	0.0	1	0
TOTAL	32	105	3.3	13	1

RECEIVING	NO	YDS	AVG	LG	TD
Diontae Johnson	5	56	11.2	22	0
Pat Freiermuth	5	43	8.6	13	2
Chase Claypool	3	30	10.0	26	0
Najee Harris	3	16	5.3	9	0
James Washington	1	42	42.0	42	0
Ray-Ray McCloud	1	12	12.0	12	0
Derek Watt	1	3	3.0	3	0
Kalen Ballage	1	2	2.0	2	0
Kevin Rader	1	1	1.0	1	0
TOTAL	21	205	9.8	42	2

TOP DEFENSE	TOT	SOLO	AST	SCK	YDS	INT
Minkah Fitzpatrick	8	8	0	0.0	0.0	0
T.J. Watt	7	4	3	3.0	13.0	0
Joe Schobert	5	2	3	0.0	0.0	0

FIELD GOALS	FGM/FGA	PERCENT	RESULTS
Chris Boswell	3-3	100.0	54G, 52G, 40G
TOTAL	3-3	100.0	

Team Statistics

First Downs	20	20
3rd-Down Eff. (Made/Att/Pct)	4/12/33%	6/17/35%
4th-Down Eff. (Made/Att/Pct)	0/0/0%	2/2/100%
Total Net Yards	414	280
Total Plays	58	66
Yards Per Play	7.1	4.2
Rushes/Net Yards	26/136	32/105
Net Passing	278	175
Pass Attempts/Completions	29/17	30/21
Had Intercepted	1	0
Sacked/Yards Lost	3/13	4/30
Punts/Average	5/46.8	5/39.2
Penalties/Yards	12/115	5/30
Fumbles/Lost	1/1	1/1
Possession Time	25:55	34:05

Bears Steelers



WEEK 8  
Pittsburgh Steelers 15, Cleveland Browns 10  
67,431 FirstEnergy Stadium Oct 31, 2021



Pittsburgh Steelers .....	0	3	6	6	—	15
Cleveland Browns .....	3	0	7	0	—	10

SCORING DRIVES

TEAM	QTR	TIME	SCORING PLAY	PIT	CLE
Browns	1	08:09	C.McLaughlin 30 yd. Field Goal (13-63, 6:51)	0	3
Steelers	2	09:18	C.Boswell 31 yd. Field Goal (10-47, 5:36)	3	3
Browns	3	09:36	D.Johnson 10 yd. run (C.McLaughlin kick) (8-86, 4:19)	3	10
Steelers	3	03:39	N.Harris 8 yd. run (pass failed) (12-78, 5:57)	9	10
Steelers	4	11:04	P.Freiermuth 2 yd. pass from B.Roethlisberger (pass failed) (13-83, 5:38)	15	10

PITTSBURGH STEELERS

PASSING	ATT	CP	YDS	SK/YD	TD	LG	INT	RTG
Ben Roethlisberger	34	22	266	2/11	1	50	0	98.4
Chris Boswell	1	0	0	0/0	0	0	0	39.6
TOTAL	35	22	266	2/11	1	50	0	95.7

RUSHING	ATT	YDS	AVG	LG	TD
Najee Harris	26	91	3.5	11	1
Chase Claypool	2	16	8.0	16	0
Ray-Ray McCloud	1	10	10.0	10	0
Anthony McFarland Jr.	1	1	1.0	1	0
Ben Roethlisberger	1	0	0.0	0	0
Kalen Ballage	1	-3	-3.0	-3	0
TOTAL	32	115	3.6	16	1

RECEIVING	NO	YDS	AVG	LG	TD
Diontae Johnson	6	98	16.3	50	0
Chase Claypool	4	45	11.3	16	0
Pat Freiermuth	4	44	11.0	22	1
Zach Gentry	3	39	13.0	24	0
Najee Harris	3	29	9.7	20	0
Benny Snell Jr.	1	7	7.0	7	0
James Washington	1	4	4.0	4	0
TOTAL	22	266	12.1	50	1

TOP DEFENSE	TOT	SOLO	AST	SCK	YDS	INT
Joe Schobert	9	6	3	0.0	0.0	0
T.J. Watt	6	4	2	1.5	7.5	0
Devin Bush	5	3	2	0.0	0.0	0

FIELD GOALS	FGM/FGA	PERCENT	RESULTS
Chris Boswell	1-1	100.0	31G
TOTAL	1-1	100.0	

CLEVELAND BROWNS

PASSING	ATT	CP	YDS	SK/YD	TD	LG	INT	RTG
Baker Mayfield	31	20	225	4/15	0	24	0	86.1
TOTAL	31	20	225	4/15	0	24	0	86.1

RUSHING	ATT	YDS	AVG	LG	TD
Nick Chubb	16	61	3.8	21	0
D'Ernest Johnson	4	22	5.5	11	1
Baker Mayfield	1	5	5.0	5	0
Jarvis Landry	1	5	5.0	5	0
Demetric Felton	1	3	3.0	3	0
TOTAL	23	96	4.2	21	1

RECEIVING	NO	YDS	AVG	LG	TD
Jarvis Landry	5	65	13.0	19	0
Austin Hooper	4	26	6.5	8	0
David Njoku	3	39	13.0	24	0
Harrison Bryant	2	33	16.5	21	0
Rashard Higgins	2	27	13.5	16	0
Demetric Felton	1	14	14.0	14	0
Nick Chubb	1	8	8.0	8	0
D'Ernest Johnson	1	7	7.0	7	0
Odell Beckham Jr.	1	6	6.0	6	0
TOTAL	20	225	11.3	24	0

TOP DEFENSE	TOT	SOLO	AST	SCK	YDS	INT
Malcolm Smith	10	9	1	0.0	0.0	0
Anthony Walker Jr.	8	2	6	0.0	0.0	0
Mack Wilson Sr.	7	5	2	0.0	0.0	0

FIELD GOALS	FGM/FGA	PERCENT	RESULTS
Chase McLaughlin	1-1	100.0	30G
TOTAL	1-1	100.0	

Team Statistics

First Downs	21	19
3rd-Down Eff. (Made/Att/Pct)	4/13/31%	3/10/30%
4th-Down Eff. (Made/Att/Pct)	2/4/50%	0/2/0%
Total Net Yards	370	306
Total Plays	69	58
Yards Per Play	5.4	5.3
Rushes/Net Yards	32/115	23/96
Net Passing	255	210
Pass Attempts/Completions	35/22	31/20
Had Intercepted	0	0
Sacked/Yards Lost	2/11	4/15
Punts/Average	4/44.0	4/49.3
Penalties/Yards	8/65	5/30
Fumbles/Lost	1/0	1/1
Possession Time	31:45	28:15

Steelers Browns



WEEK 6  
Seattle Seahawks 20, Pittsburgh Steelers 23 (OT)  
60,821 🇺🇸 Heinz Field 🇺🇸 Oct 17, 2021



Seattle Seahawks	0	0	14	6	0	—	20
Pittsburgh Steelers	0	14	3	3	3	—	23

SCORING DRIVES

TEAM	QTR	TIME	SCORING PLAY	SEA	PIT
Steelers	2	10:01	N.Harris 5 yd. pass from B.Roethlisberger (C.Boswell kick) (8-54, 4:10)	0	7
Steelers	2	01:04	E.Ebron 1 yd. run (C.Boswell kick) (14-84, 6:59)	0	14
Seahawks	3	09:55	A.Collins 2 yd. run (J.Myers kick) (10-75, 5:05)	7	14
Steelers	3	05:46	C.Boswell 27 yd. Field Goal (9-66, 4:09)	7	17
Seahawks	3	03:02	W.Dissly 1 yd. pass from G.Smith (J.Myers kick) (6-60, 2:44)	14	17
Seahawks	4	12:59	J.Myers 40 yd. Field Goal (8-36, 3:26)	17	17
Steelers	4	01:30	C.Boswell 52 yd. Field Goal (9-40, 3:49)	17	20
Seahawks	4	00:00	J.Myers 43 yd. Field Goal (9-50, 1:30)	20	20
Steelers	OT	02:50	C.Boswell 37 yd. Field Goal (3-3, 1:26)	20	23

SEATTLE SEAHAWKS

PASSING	ATT	CP	YDS	SK/YD	TD	LG	INT	RTG
Geno Smith	32	23	209	5/44	1	41	0	99.6
TOTAL	32	23	209	5/44	1	41	0	99.6

RUSHING	ATT	YDS	AVG	LG	TD
Alex Collins	20	101	5.1	21	1
Travis Homer	2	27	13.5	26	0
DeeJay Dallas	4	17	4.3	10	0
Geno Smith	1	-1	-1.0	-1	0
TOTAL	27	144	5.3	26	1

RECEIVING	NO	YDS	AVG	LG	TD
DK Metcalf	6	58	9.7	14	0
DeeJay Dallas	5	33	6.6	10	0
Gerald Everett	2	40	20.0	41	0
Tyler Lockett	2	35	17.5	21	0
Will Dissly	2	8	4.0	7	1
Freddie Swain	2	-4	-2.0	0	0
Travis Homer	1	27	27.0	27	0
Penny Hart	1	12	12.0	12	0
Phillip Dorsett II	1	3	3.0	3	0
Alex Collins	1	-3	-3.0	-3	0
TOTAL	23	209	9.1	41	1

TOP DEFENSE	TOT	SOLO	AST	SCK	YDS	INT
Bobby Wagner	14	8	6	0.0	0.0	0
Jordyn Brooks	14	7	7	0.0	0.0	0
D.J. Reed	9	7	2	0.0	0.0	0

FIELD GOALS	FGM/FGA	PERCENT	RESULTS
Jason Myers	2-2	100.0	40G, 43G
TOTAL	2-2	100.0	

PITTSBURGH STEELERS

PASSING	ATT	CP	YDS	SK/YD	TD	LG	INT	RTG
Ben Roethlisberger	40	29	229	1/3	1	23	0	94.7
TOTAL	40	29	229	1/3	1	23	0	94.7

RUSHING	ATT	YDS	AVG	LG	TD
Najee Harris	24	81	3.4	10	0
Diontae Johnson	1	25	25.0	25	0
Kalen Ballage	2	15	7.5	11	0
Eric Ebron	1	1	1.0	1t	1
Ben Roethlisberger	2	-3	-1.5	0	0
TOTAL	30	119	4.0	25	1

RECEIVING	NO	YDS	AVG	LG	TD
Diontae Johnson	9	71	7.9	23	0
Pat Freiermuth	7	58	8.3	12	0
Najee Harris	6	46	7.7	12	1
Ray-Ray McCloud	2	18	9.0	15	0
Chase Claypool	2	17	8.5	12	0
Eric Ebron	2	10	5.0	6	0
James Washington	1	9	9.0	9	0
TOTAL	29	229	7.9	23	1

TOP DEFENSE	TOT	SOLO	AST	SCK	YDS	INT
Cameron Heyward	9	6	3	1.0	8.0	0
Minkah Fitzpatrick	9	7	2	0.0	0.0	0
Alex Highsmith	7	2	5	1.5	15.5	0

FIELD GOALS	FGM/FGA	PERCENT	RESULTS
Chris Boswell	3-3	100.0	27G, 52G, 37G
TOTAL	3-3	100.0	

Team Statistics

	Seahawks	Steelers
First Downs	18	22
3rd-Down Eff. (Made/Att/Pct)	3/12/25%	5/14/36%
4th-Down Eff. (Made/Att/Pct)	0/0/0%	0/0/0%
Total Net Yards	309	345
Total Plays	64	71
Yards Per Play	4.8	4.9
Rushes/Net Yards	27/144	30/119
Net Passing	165	226
Pass Attempts/Completions	32/23	40/29
Had Intercepted	0	0
Sacked/Yards Lost	5/44	1/3
Punts/Average	8/45.5	7/47.9
Penalties/Yards	6/45	5/38
Fumbles/Lost	3/1	1/1
Possession Time	29:37	37:33

Seahawks Steelers



WEEK 5  
Denver Broncos 19, Pittsburgh Steelers 27  
59,841 🇺🇸 Heinz Field 🇺🇸 Oct 10, 2021



Denver Broncos .....	3	3	0	13	—	19
Pittsburgh Steelers .....	7	10	7	3	—	27

SCORING DRIVES

TEAM	QTR	TIME	SCORING PLAY	DEN	PIT
Steelers	1	12:02	D.Johnson 50 yd. pass from B.Roethlisberger (C.Boswell kick) (6-85, 2:58)	0	7
Broncos	1	01:43	B.McManus 39 yd. Field Goal (4-8, 2:14)	3	7
Steelers	2	12:42	C.Boswell 48 yd. Field Goal (9-45, 4:01)	3	10
Broncos	2	05:47	B.McManus 29 yd. Field Goal (7-49, 4:17)	6	10
Steelers	2	02:12	N.Harris 1 yd. run (C.Boswell kick) (6-75, 3:35)	6	17
Steelers	3	02:41	C.Claypool 18 yd. pass from B.Roethlisberger (C.Boswell kick) (14-86, 7:16)	6	24
Broncos	4	10:15	K.Hinton 2 yd. pass from T.Bridgewater (B.McManus kick) (14-75, 7:26)	13	24
Broncos	4	05:46	C.Sutton 39 yd. pass from T.Bridgewater (pass failed) (5-72, 1:54)	19	24
Steelers	4	02:29	C.Boswell 43 yd. Field Goal (7-49, 3:17)	19	27

DENVER BRONCOS

PASSING	ATT	CP	YDS	SK/YD	TD	LG	INT	RTG
Teddy Bridgewater	38	24	288	2/20	2	39t	1	92.9
TOTAL	38	24	288	2/20	2	39T	1	92.9

RUSHING	ATT	YDS	AVG	LG	TD
Javonte Williams	8	61	7.6	49	0
Melvin Gordon III	9	34	3.8	8	0
Teddy Bridgewater	1	11	11.0	11	0
TOTAL	18	106	5.9	49	0

RECEIVING	NO	YDS	AVG	LG	TD
Courtland Sutton	7	120	17.1	39t	1
Tim Patrick	7	89	12.7	23	0
Javonte Williams	3	25	8.3	10	0
Noah Fant	3	20	6.7	9	0
Kendall Hinton	2	25	12.5	23	1
Melvin Gordon III	2	9	4.5	6	0
TOTAL	24	288	12.0	39T	2

TOP DEFENSE	TOT	SOLO	AST	SCK	YDS	INT
Alexander Johnson	8	5	3	0.0	0.0	0
Justin Simmons	8	5	3	0.0	0.0	0
Kareem Jackson	7	6	1	0.0	0.0	0

FIELD GOALS	FGM/FGA	PERCENT	RESULTS
Brandon McManus	2-2	100.0	39G, 29G
TOTAL	2-2	100.0	

PITTSBURGH STEELERS

PASSING	ATT	CP	YDS	SK/YD	TD	LG	INT	RTG
Ben Roethlisberger	25	15	253	1/9	2	59	0	120.9
TOTAL	25	15	253	1/9	2	59	0	120.9

RUSHING	ATT	YDS	AVG	LG	TD
Najee Harris	23	122	5.3	20	1
Benny Snell Jr.	5	20	4.0	9	0
JuJu Smith-Schuster	2	6	3.0	3	0
Kalen Ballage	4	0	0.0	3	0
Ben Roethlisberger	1	-1	-1.0	-1	0
TOTAL	35	147	4.2	20	1

RECEIVING	NO	YDS	AVG	LG	TD
Chase Claypool	5	130	26.0	59	1
Diontae Johnson	2	72	36.0	50t	1
Najee Harris	2	20	10.0	14	0
Eric Ebron	2	10	5.0	5	0
Pat Freiermuth	2	7	3.5	4	0
Zach Gentry	1	13	13.0	13	0
Ray-Ray McCloud	1	1	1.0	1	0
TOTAL	15	253	16.9	59	2

TOP DEFENSE	TOT	SOLO	AST	SCK	YDS	INT
Minkah Fitzpatrick	10	5	5	0.0	0.0	0
Terrell Edmunds	7	4	3	0.0	0.0	0
James Pierre	6	6	0	0.0	0.0	1

FIELD GOALS	FGM/FGA	PERCENT	RESULTS
Chris Boswell	2-2	100.0	48G, 43G
TOTAL	2-2	100.0	

Team Statistics

First Downs	17	19
3rd-Down Eff. (Made/Att/Pct)	2/12/17%	7/12/58%
4th-Down Eff. (Made/Att/Pct)	3/4/75%	0/0/0%
Total Net Yards	374	391
Total Plays	58	61
Yards Per Play	6.4	6.4
Rushes/Net Yards	18/106	35/147
Net Passing	268	244
Pass Attempts/Completions	38/24	25/15
Had Intercepted	1	0
Sacked/Yards Lost	2/20	1/9
Punts/Average	4/44.0	2/59.5
Penalties/Yards	7/67	8/59
Fumbles/Lost	0/0	1/1
Possession Time	26:58	33:02

Broncos Steelers



17

WEEK 4  
Pittsburgh Steelers 17, Green Bay Packers 27  
78,281 🇺🇸 Lambeau Field 🇺🇸 Oct 3, 2021



27

Pittsburgh Steelers	.....	7	3	0	7	—	17
Green Bay Packers	.....	0	17	10	0	—	27

SCORING DRIVES

TEAM	QTR	TIME	SCORING PLAY					PIT	GB
Steelers	1	10:04	D.Johnson 45 yd. pass from B.Roethlisberger (C.Boswell kick) (8-75, 4:56)					7	0
Packers	2	13:22	Aa.Rodgers 4 yd. run (M.Crosby kick) (13-64, 4:51)					7	7
Packers	2	10:55	R.Cobb 23 yd. pass from Aa.Rodgers (M.Crosby kick) (4-23, 1:33)					7	14
Steelers	2	05:41	C.Boswell 52 yd. Field Goal (10-41, 5:14)					10	14
Packers	2	00:05	M.Crosby 26 yd. Field Goal (13-76, 5:36)					10	17
Packers	3	09:31	M.Crosby 29 yd. Field Goal (12-64, 5:29)					10	20
Packers	3	04:46	R.Cobb 1 yd. pass from Aa.Rodgers (M.Crosby kick) (4-40, 2:15)					10	27
Steelers	4	04:04	N.Harris 1 yd. run (C.Boswell kick) (8-65, 2:53)					17	27

PITTSBURGH STEELERS

PASSING	ATT	CP	YDS	SK/YD	TD	LG	INT	RTG
Ben Roethlisberger	40	26	232	2/12	1	45t	1	78.3
TOTAL	40	26	232	2/12	1	45T	1	78.3

RUSHING	ATT	YDS	AVG	LG	TD
Najee Harris	15	62	4.1	11	1
Benny Snell Jr.	1	0	0.0	0	0
TOTAL	16	62	3.9	11	1

RECEIVING	NO	YDS	AVG	LG	TD
Diontae Johnson	9	92	10.2	45t	1
Najee Harris	6	29	4.8	9	0
James Washington	4	69	17.3	30	0
JuJu Smith-Schuster	2	11	5.5	9	0
Eric Ebron	2	8	4.0	4	0
Pat Freiermuth	1	11	11.0	11	0
Zach Gentry	1	10	10.0	10	0
Ray-Ray McCloud	1	2	2.0	2	0
TOTAL	26	232	8.9	45T	1

TOP DEFENSE	TOT	SOLO	AST	SCK	YDS	INT
Cameron Heyward	8	5	3	0.0	0.0	0
Joe Schobert	8	5	3	0.0	0.0	0
Minkah Fitzpatrick	8	6	2	0.0	0.0	0

FIELD GOALS	FGM/FGA	PERCENT	RESULTS
Chris Boswell	1-1	100.0	52G
TOTAL	1-1	100.0	

GREEN BAY PACKERS

PASSING	ATT	CP	YDS	SK/YD	TD	LG	INT	RTG
Aaron Rodgers	36	20	248	3/12	2	28	0	95.6
TOTAL	36	20	248	3/12	2	28	0	95.6

RUSHING	ATT	YDS	AVG	LG	TD
AJ Dillon	15	81	5.4	25	0
Aaron Jones	15	48	3.2	15	0
Aaron Rodgers	3	2	0.7	4t	1
TOTAL	33	131	4.0	25	1

RECEIVING	NO	YDS	AVG	LG	TD
Davante Adams	6	64	10.7	21	0
Randall Cobb	5	69	13.8	25	2
Aaron Jones	3	51	17.0	26	0
Allen Lazard	2	33	16.5	28	0
Robert Tonyan	2	8	4.0	6	0
AJ Dillon	1	16	16.0	16	0
Marcedes Lewis	1	7	7.0	7	0
TOTAL	20	248	12.4	28	2

TOP DEFENSE	TOT	SOLO	AST	SCK	YDS	INT
De'Vondre Campbell	9	5	4	0.0	0.0	0
Eric Stokes	8	8	0	0.0	0.0	1
Oren Burks	6	3	3	0.0	0.0	0

FIELD GOALS	FGM/FGA	PERCENT	RESULTS
Mason Crosby	2-2	100.0	26G, 29G
TOTAL	2-2	100.0	

Team Statistics

First Downs	17	23
3rd-Down Eff. (Made/Att/Pct)	4/11/36%	9/15/60%
4th-Down Eff. (Made/Att/Pct)	0/2/0%	0/1/0%
Total Net Yards	282	367
Total Plays	58	72
Yards Per Play	4.9	5.1
Rushes/Net Yards	16/62	33/131
Net Passing	220	236
Pass Attempts/Completions	40/26	36/20
Had Intercepted	1	0
Sacked/Yards Lost	2/12	3/12
Punts/Average	3/34.0	3/46.0
Penalties/Yards	5/34	3/25
Fumbles/Lost	1/1	1/1
Possession Time	25:19	34:41

Steelers Packers



WEEK 3  
Cincinnati Bengals 24, Pittsburgh Steelers 10  
58,076 🇺🇸 Heinz Field 🇺🇸 Sep 26, 2021



Cincinnati Bengals	7	7	10	0	—	24
Pittsburgh Steelers	0	7	0	3	—	10

SCORING DRIVES

TEAM	QTR	TIME	SCORING PLAY	CIN	PIT
Bengals	1	02:54	T.Boyd 17 yd. pass from J.Burrow (E.McPherson kick) (6-42, 3:51)	7	0
Steelers	2	01:04	P.Freiermuth 4 yd. pass from B.Roethlisberger (C.Boswell kick) (15-86, 8:32)	7	7
Bengals	2	00:37	J.Chase 34 yd. pass from J.Burrow (E.McPherson kick) (3-75, 0:27)	14	7
Bengals	3	08:47	E.McPherson 43 yd. Field Goal (10-55, 6:13)	17	7
Bengals	3	06:18	J.Chase 9 yd. pass from J.Burrow (E.McPherson kick) (3-19, 1:33)	24	7
Steelers	4	08:09	C.Boswell 26 yd. Field Goal (18-88, 9:03)	24	10

CINCINNATI BENGALS

PASSING	ATT	CP	YDS	SK/YD	TD	LG	INT	RTG
Joe Burrow	18	14	172	0/0	3	34t	1	122.9
TOTAL	18	14	172	0/0	3	34T	1	122.9

RUSHING	ATT	YDS	AVG	LG	TD
Joe Mixon	18	90	5.0	27	0
Joe Burrow	5	7	1.4	8	0
Samaje Perine	1	-1	-1.0	-1	0
TOTAL	24	96	4.0	27	0

RECEIVING	NO	YDS	AVG	LG	TD
Ja'Marr Chase	4	65	16.3	34t	2
Tyler Boyd	4	36	9.0	17t	1
Chris Evans	2	26	13.0	14	0
Mike D. Thomas	1	19	19.0	19	0
Auden Tate	1	14	14.0	14	0
Samaje Perine	1	8	8.0	8	0
Joe Mixon	1	4	4.0	4	0
TOTAL	14	172	12.3	34T	3

TOP DEFENSE	TOT	SOLO	AST	SCK	YDS	INT
Logan Wilson	14	6	8	0.0	0.0	2
Jessie Bates III	9	6	3	0.0	0.0	0
Eli Apple	8	4	4	0.0	0.0	0

FIELD GOALS	FGM/FGA	PERCENT	RESULTS
Evan McPherson	1-1	100.0	43G
TOTAL	1-1	100.0	

PITTSBURGH STEELERS

PASSING	ATT	CP	YDS	SK/YD	TD	LG	INT	RTG
Ben Roethlisberger	58	38	318	4/21	1	29	2	70.9
TOTAL	58	38	318	4/21	1	29	2	70.9

RUSHING	ATT	YDS	AVG	LG	TD
Najee Harris	14	40	2.9	20	0
Ben Roethlisberger	1	5	5.0	5	0
TOTAL	15	45	3.0	20	0

RECEIVING	NO	YDS	AVG	LG	TD
Najee Harris	14	102	7.3	21	0
Chase Claypool	9	96	10.7	29	0
Ray-Ray McCloud	3	33	11.0	24	0
JuJu Smith-Schuster	3	25	8.3	16	0
Pat Freiermuth	3	22	7.3	15	1
James Washington	3	20	6.7	8	0
Cody White	2	17	8.5	11	0
Derek Watt	1	3	3.0	3	0
TOTAL	38	318	8.4	29	1

TOP DEFENSE	TOT	SOLO	AST	SCK	YDS	INT
Cameron Heyward	5	1	4	0.0	0.0	0
Joe Schobert	5	4	1	0.0	0.0	0
Terrell Edmunds	5	2	3	0.0	0.0	1

FIELD GOALS	FGM/FGA	PERCENT	RESULTS
Chris Boswell	1-2	50.0	42WL, 26G
TOTAL	1-2	50.0	

Team Statistics

First Downs	12	21
3rd-Down Eff. (Made/Att/Pct)	3/9/33%	9/19/47%
4th-Down Eff. (Made/Att/Pct)	0/0/0%	0/2/0%
Total Net Yards	268	342
Total Plays	42	77
Yards Per Play	6.4	4.4
Rushes/Net Yards	24/96	15/45
Net Passing	172	297
Pass Attempts/Completions	18/14	58/38
Had Intercepted	1	2
Sacked/Yards Lost	0/0	4/21
Punts/Average	5/48.2	4/40.5
Penalties/Yards	10/89	10/73
Fumbles/Lost	0/0	1/0
Possession Time	24:38	35:22

Bengals Steelers



26

WEEK 2  
Las Vegas Raiders 26, Pittsburgh Steelers 17  
63,707 🇺🇸 Heinz Field 🇺🇸 Sep 19, 2021



17

Las Vegas Raiders .....	3	6	7	10	—	26
Pittsburgh Steelers .....	0	7	0	10	—	17

SCORING DRIVES

TEAM	QTR	TIME	SCORING PLAY	LV	PIT
Raiders	1	03:10	D.Carson 46 yd. Field Goal (5-12, 2:34)	3	0
Raiders	2	09:34	D.Carson 33 yd. Field Goal (8-47, 3:58)	6	0
Steelers	2	06:25	J.Smith-Schuster 3 yd. run (C.Boswell kick) (7-75, 3:09)	6	7
Raiders	2	00:02	D.Carson 41 yd. Field Goal (13-53, 6:23)	9	7
Raiders	3	05:02	F.Moreau 9 yd. pass from D.Carr (D.Carson kick) (7-82, 4:09)	16	7
Steelers	4	11:15	N.Harris 25 yd. pass from B.Roethlisberger (C.Boswell kick) (5-80, 1:41)	16	14
Raiders	4	09:35	H.Ruggs 61 yd. pass from D.Carr (D.Carson kick) (5-75, 1:40)	23	14
Steelers	4	03:42	C.Boswell 56 yd. Field Goal (8-30, 2:09)	23	17
Raiders	4	00:20	D.Carson 45 yd. Field Goal (7-46, 3:22)	26	17

LAS VEGAS RAIDERS

PASSING	ATT	CP	YDS	SK/YD	TD	LG	INT	RTG
Derek Carr	37	28	382	2/9	2	61T	0	126.2
TOTAL	37	28	382	2/9	2	61T	0	126.2

RUSHING	ATT	YDS	AVG	LG	TD
Peyton Barber	13	32	2.5	13	0
Kenyan Drake	7	9	1.3	5	0
Derek Carr	4	9	2.3	5	0
Henry Ruggs III	1	2	2.0	2	0
TOTAL	25	52	2.1	13	0

RECEIVING	NO	YDS	AVG	LG	TD
Henry Ruggs III	5	113	22.6	61T	1
Darren Waller	5	65	13.0	25	0
Hunter Renfrow	5	57	11.4	23	0
Kenyan Drake	5	46	9.2	13	0
Bryan Edwards	3	40	13.3	18	0
Foster Moreau	2	34	17.0	25	1
Derek Carrier	2	13	6.5	9	0
Willie Snead IV	1	14	14.0	14	0
TOTAL	28	382	13.6	61T	2

TOP DEFENSE	TOT	SOLO	AST	SCK	YDS	INT
Denzel Perryman	12	6	6	0.0	0.0	0
Johnathan Abram	7	5	2	0.0	0.0	0
Trayvon Mullen Jr.	7	6	1	0.0	0.0	1

FIELD GOALS	FGM/FGA	PERCENT	RESULTS
Daniel Carlson	4-4	100.0	46G, 33G, 41G, 45G
TOTAL	4-4	100.0	

PITTSBURGH STEELERS

PASSING	ATT	CP	YDS	SK/YD	TD	LG	INT	RTG
Ben Roethlisberger	40	27	295	2/3	1	52	1	87.0
TOTAL	40	27	295	2/3	1	52	1	87.0

RUSHING	ATT	YDS	AVG	LG	TD
Najee Harris	10	38	3.8	14	0
JuJu Smith-Schuster	1	3	3.0	3t	1
Benny Snell Jr.	2	1	0.5	1	0
Chase Claypool	1	-3	-3.0	-3	0
TOTAL	14	39	2.8	14	1

RECEIVING	NO	YDS	AVG	LG	TD
Diontae Johnson	9	105	11.7	41	0
JuJu Smith-Schuster	6	41	6.8	17	0
Najee Harris	5	43	8.6	25t	1
Pat Freiermuth	4	36	9.0	14	0
Chase Claypool	3	70	23.3	52	0
TOTAL	27	295	10.9	52	1

TOP DEFENSE	TOT	SOLO	AST	SCK	YDS	INT
Joe Schobert	10	6	4	0.0	0.0	0
Robert Spillane	10	7	3	0.0	0.0	0
Cameron Heyward	7	4	3	0.0	0.0	0

FIELD GOALS	FGM/FGA	PERCENT	RESULTS
Chris Boswell	1-1	100.0	56G
TOTAL	1-1	100.0	

Team Statistics

First Downs	22	17
3rd-Down Eff. (Made/Att/Pct)	5/13/38%	5/12/42%
4th-Down Eff. (Made/Att/Pct)	1/1/100%	0/1/0%
Total Net Yards	425	331
Total Plays	64	56
Yards Per Play	6.6	5.9
Rushes/Net Yards	25/52	14/39
Net Passing	373	292
Pass Attempts/Completions	37/28	40/27
Had Intercepted	0	1
Sacked/Yards Lost	2/9	2/3
Punts/Average	4/47.5	4/49.3
Penalties/Yards	5/40	5/43
Fumbles/Lost	2/0	1/0
Possession Time	34:22	25:38

Raiders Steelers



WEEK 1  
Pittsburgh Steelers 23, Buffalo Bills 16  
69,787 Highmark Stadium Sep 12, 2021



Pittsburgh Steelers .....	0	0	6	17	—	23
Buffalo Bills .....	3	7	0	6	—	16

SCORING DRIVES

TEAM	QTR	TIME	SCORING PLAY	PIT	BUF
Bills	1	13:30	T.Bass 37 yd. Field Goal (4-5, 1:30)	0	3
Bills	2	00:22	G.Davis 3 yd. pass from J.Allen (T.Bass kick) (13-91, 5:39)	0	10
Steelers	3	10:23	C.Boswell 24 yd. Field Goal (10-69, 4:37)	3	10
Steelers	3	01:47	C.Boswell 20 yd. Field Goal (11-62, 4:01)	6	10
Steelers	4	11:19	D.Johnson 5 yd. pass from B.Roethlisberger (C.Boswell kick) (4-52, 2:23)	13	10
Steelers	4	09:45	U.Gilbert 9 yd. return of blocked punt (C.Boswell kick)	20	10
Bills	4	05:23	T.Bass 25 yd. Field Goal (9-67, 4:22)	20	13
Steelers	4	02:42	C.Boswell 45 yd. Field Goal (9-48, 2:41)	23	13
Bills	4	00:46	T.Bass 42 yd. Field Goal (10-40, 1:56)	23	16

PITTSBURGH STEELERS

PASSING	ATT	CP	YDS	SK/YD	TD	LG	INT	RTG
Ben Roethlisberger	32	18	188	2/11	1	24	0	83.9
TOTAL	32	18	188	2/11	1	24	0	83.9

RUSHING	ATT	YDS	AVG	LG	TD
Najee Harris	16	45	2.8	18	0
Chase Claypool	1	25	25.0	25	0
Ben Roethlisberger	4	5	1.3	8	0
TOTAL	21	75	3.6	25	0

RECEIVING	NO	YDS	AVG	LG	TD
Diontae Johnson	5	36	7.2	14	1
JuJu Smith-Schuster	4	52	13.0	24	0
Chase Claypool	3	45	15.0	22	0
James Washington	2	10	5.0	9	0
Pat Freiermuth	1	24	24.0	24	0
Eric Ebron	1	19	19.0	19	0
Najee Harris	1	4	4.0	4	0
Zach Gentry	1	-2	-2.0	-2	0
TOTAL	18	188	10.4	24	1

TOP DEFENSE	TOT	SOLO	AST	SCK	YDS	INT
Devin Bush	10	6	4	0.0	0.0	0
Minkah Fitzpatrick	10	6	4	0.0	0.0	0
James Pierre	6	6	0	0.0	0.0	0

FIELD GOALS	FGM/FGA	PERCENT	RESULTS
Chris Boswell	3-3	100.0	24G, 20G, 45G
TOTAL	3-3	100.0	

BUFFALO BILLS

PASSING	ATT	CP	YDS	SK/YD	TD	LG	INT	RTG
Josh Allen	51	30	270	3/16	1	37	0	79.7
TOTAL	51	30	270	3/16	1	37	0	79.7

RUSHING	ATT	YDS	AVG	LG	TD
Devin Singletary	11	72	6.5	25	0
Josh Allen	9	44	4.9	11	0
Matt Breida	4	4	1.0	7	0
Isaiah McKenzie	1	-3	-3.0	-3	0
TOTAL	25	117	4.7	25	0

RECEIVING	NO	YDS	AVG	LG	TD
Stefon Diggs	9	69	7.7	13	0
Cole Beasley	8	60	7.5	12	0
Emmanuel Sanders	4	52	13.0	16	0
Dawson Knox	4	41	10.3	13	0
Devin Singletary	3	8	2.7	5	0
Gabriel Davis	2	40	20.0	37	1
TOTAL	30	270	9.0	37	1

TOP DEFENSE	TOT	SOLO	AST	SCK	YDS	INT
Taron Johnson	7	7	0	0.0	0.0	0
Jordan Poyer	6	5	1	1.0	10.0	0
Micah Hyde	6	5	1	0.0	0.0	0

FIELD GOALS	FGM/FGA	PERCENT	RESULTS
Tyler Bass	3-3	100.0	37G, 25G, 42G
TOTAL	3-3	100.0	

Team Statistics	Steelers	Bills
First Downs	16	22
3rd-Down Eff. (Made/Att/Pct)	4/12/33%	8/18/44%
4th-Down Eff. (Made/Att/Pct)	0/0/0%	1/3/33%
Total Net Yards	252	371
Total Plays	55	79
Yards Per Play	4.6	4.7
Rushes/Net Yards	21/75	25/117
Net Passing	177	254
Pass Attempts/Completions	32/18	51/30
Had Intercepted	0	0
Sacked/Yards Lost	2/11	3/16
Punts/Average	5/41.4	4/34.3
Penalties/Yards	5/32	8/81
Fumbles/Lost	1/0	4/1
Possession Time	26:43	33:17



## THE LAST TIME THE STEELERS/OPPONENT...

**Overtime Game Won**

By Steelers – Pittsburgh 23, Seattle 20, 10/17/21  
By Opponent – Chicago 23, Pittsburgh 17, 9/24/17

**Tie Game**

Home – Pittsburgh 16, Detroit 16, 11/14/21  
Away – Pittsburgh 21, at Cleveland 21, 9/9/18

**Shutout**

By Steelers – Pittsburgh 27, St. Louis 0, 12/24/11  
By Opponent – Jacksonville 9, Pittsburgh 0, 9/18/06

**Kickoff Returned for a TD**

By Steelers – **JuJu Smith Schuster** (96 yards) vs. Cleveland, 12/31/17  
By Opponent – Jacoby Jones (108 yards) vs. Baltimore, 11/2/14

**Punt Returned for a TD**

By Steelers – **Diontae Johnson** (85 yards) vs. Arizona, 12/8/19  
By Opponent – Desmond King II vs. L.A. Chargers, 12/12/18

**Intercepted Pass Returned for a TD**

By Steelers – **Joe Haden** (14 yards) vs. Baltimore, 12/2/20  
By Opponent – Mike Hilton (24 yards) at Cincinnati, 11/28/21

**Fumble Returned for a TD**

By Steelers – **Minkah Fitzpatrick** (43 yards) vs. L.A. Rams, 11/10/19  
By Opponent – DeAndre Houston-Carson (25 yards) vs. Chicago, 11/8/21

**Blocked Punt**

By Steelers – **Miles Killebrew** at L.A. Chargers, 11/21/21  
By Opponent – Javorius Allen at Baltimore, 11/6/16

**Blocked Punt for a TD**

By Steelers – **Ulysees Gilbert III** (8 yards) at Buffalo, 9/12/21  
By Opponent – Chris Moore (14 yards) at Baltimore, 11/6/16

**Blocked Field Goal**

By Steelers – J.J. Fort at New Orleans, 12/23/18  
By Opponent – Justin Simmons at Denver, 11/25/18

**Blocked Field Goal for a TD**

By Steelers – Bob O'Neill (73 yards) vs. Chicago Cardinals, 10/13/57  
By Opponent – Chris Moore (14 yards) at Baltimore, 11/6/16

**Blocked PAT**

By Steelers – **Cameron Heyward** vs. Indianapolis, 11/3/19  
By Opponent – Tyrone Crawford at Dallas, 11/8/20



Minkah Fitzpatrick Intercepted Pass for a TD 10/7/18 vs. Atlanta

**Safety Scored**

By Steelers – vs. Denver (Sam Martin tackled in endzone by **Derek Watt**), 9/20/20  
By Opponent – at Baltimore Ravens (Devlin Hodges called for intentional grounding in the endzone), 12/29/19

**Two 100-Yard Rushers in Same Game**

By Steelers – at Carolina (Le'Veon Bell 147, LeGarrette Blount 118), 9/21/14  
By Opponent – None

**200 Yards Rushing**

By Steelers – Le'Veon Bell (236 yards) at Buffalo, 12/11/16  
By Opponent – Dalvin Cook (205 yards) at Minnesota, 12/9/21

**300 Yards Passing**

By Steelers – **Ben Roethlisberger** (308 yards) at Minnesota, 12/9/21  
By Opponent – Justin Herbert (382 yards) at L.A. Chargers, 11/21/21

**400 Yards Passing**

By Steelers – **Ben Roethlisberger** (402 yards) at Denver, 11/25/18  
By Opponent – Ryan Fitzpatrick (411 yards) at Tampa Bay, 9/24/18

**500 Yards Passing**

By Steelers – **Ben Roethlisberger** (506 yards) vs. Baltimore, 12/10/17  
By Opponent – None

**200 Yards Receiving**

By Steelers – Markus Wheaton [201 yards] at Seattle, 11/29/15  
By Opponent – A.J. Green (224 yards) at Cincinnati, 12/7/14

**Four TD Passes**

By Steelers – **Ben Roethlisberger** vs. Cincinnati, 11/15/20  
By Opponent – Derek Carr vs. Oakland, 11/8/15

**Five TD Passes**

By Steelers – **Ben Roethlisberger** vs. Carolina, 11/8/18  
By Opponent – Russell Wilson at Seattle, 11/29/15

**Six TD Passes**

By Steelers – **Ben Roethlisberger** vs. Baltimore, 11/2/14  
By Opponent – Patrick Mahomes vs. Kansas City, 9/16/18

**Three TD Receptions**

By Steelers – **Chase Claypool** vs. Philadelphia, 10/11/20  
By Opponent – Doug Baldwin at Seattle, 11/29/15

**Four TD Receptions**

By Steelers – Roy Jefferson vs. Atlanta, 11/3/68  
By Opponent – Don Beebe at Buffalo, 9/8/91

**Three TDs Rushing**

By Steelers – Le'Veon Bell at Buffalo, 12/11/16  
By Opponent – Arlen Harris vs. St. Louis, 10/26/03

**Four Field Goals**

By Steelers – **Chris Boswell** vs. Tennessee, 12/19/21  
By Opponent – Justin Tucker vs. Baltimore, 9/30/18

**Five Field Goals**

By Steelers – **Chris Boswell** at Cincinnati, 10/22/17  
By Opponent – Matt Prater at Detroit, 10/29/17

## THE LAST TIME THE STEELERS/OPPONENT...

**Six Field Goals**By Steelers – **Chris Boswell** at Cincinnati, 12/18/16

By Opponent – Todd Peterson vs. Seattle, 9/26/99

**Three Interceptions**

By Steelers – Darren Perry at Cleveland, 9/11/94

By Opponent – Dick Anderson (4) at Miami, 12/3/73

**Four Interceptions**

By Steelers – Jack Butler vs. Washington, 12/13/53

By Opponent – Dick Anderson at Miami, 12/3/73

**Three Sacks**By Steelers – **T.J. Watt** vs. Chicago, 11/8/21

By Opponent – Terrell Suggs at Baltimore, 9/11/11

**Four Sacks**

By Steelers – Joey Porter at Tampa Bay, 10/21/01

By Opponent – Alfred Williams vs. Cincinnati, 10/16/94

**Five Sacks**

By Steelers – Joe Greene at Houston, 12/10/72

By Opponent – None

**Gained 500 Yards of Total Offense**

By Steelers – 527 (75 rush, 452 pass) at Denver, 11/25/18

By Opponent – 533 (159 rush, 374 pass) at L.A. Chargers, 11/21/21

**Limited Team to Under 100 Yards of Total Offense**

By Steelers – 98 (81 rush, 17 pass), 10/29/06 at Oakland

By Opponent – 53 (36 rush, 17 pass), 9/10/89 vs. Cleveland

**Three Interceptions (TEAM)**

By Steelers – at Arizona, 12/8/19

By Opponent – at Tennessee, 10/25/20

**Four Interceptions (TEAM)**

By Steelers – at Jacksonville, 11/22/20

By Opponent – vs. Buffalo, 12/15/19

**Five Interceptions (TEAM)**

By Steelers: 12/5/93 vs. New England

By Opponent: 10/8/17 vs. Jacksonville

**Five Takeaways (TEAM)**

By Steelers – (5) at San Francisco (2 INT, 3 FUM), 9/22/19

By Opponent – (5) vs. Buffalo (4 INT, 1 FUM), 12/15/19

**Six Takeaways (TEAM)**

By Steelers – (7) at Tennessee (3 INT, 4 FUM), 9/19/10

By Opponent – (6) at Cleveland (4 INT, 2 FUM), 9/9/18

**Two 100-Yard Receivers in Same Game**By Steelers – at New Orleans (Brown 185, **Smith-Schuster** 115), 12/23/18

By Opponent – vs. Kansas City (Kelce 109, Watkins 100), 9/16/18

**100 Yards Rushing**

By Steelers – at Kansas City (25-130), 12/26/21

By Opponent – at Kansas City (35-127), 12/26/21

**200 Yards Rushing**

By Steelers: at Buffalo (42-240), 12/11/16

By Opponent: vs. Tennessee (42-201), 12/19/21

**100-Yard Rusher and 100-Yard Receiver**By Steelers – vs. Denver (**Harris** 122, **Claypool** 130), 11/28/19

By Opponent – at Cincinnati (Mixon 165, Higgins 114), 11/28/21

**100-Yard Rusher and Two 100-Yard Receivers**By Steelers – at Cincinnati (Conner 111, **Smith-Schuster** 111, Brown 105), 10/7/18

By Opponent – at New England (Ridley 115, Gronkowski 143, Dobson 130), 11/3/13

**100-Yard Rusher, 300-Yard Passer and 100-Yard Receiver**By Steelers – at Cleveland (Conner 135, **Roethlisberger** 335, **Smith-Schuster** 119), 9/9/18

By Opponent – vs. Dallas (Elliott 114, Prescott 319, Bryant 116), 1/13/16

**100-Yard Rusher, 300-Yard Passer and Two 100-Yard Receivers**By Steelers – at Cincinnati (Conner 111, **Smith-Schuster** 111, Brown 105, **Roethlisberger** 369), 10/14/18

By Opponent – at New England (Ridley 115, Brady 432, Gronkowski 143, Dobson 130), 11/3/13

**100-Yard Rusher and 300-Yard Passer**By Steelers – vs. Indianapolis (D. Williams 134, **Roethlisberger** 364), 12/6/15

By Opponent – at New England (Ridley 115, Brady 432), 11/3/13

**100-Yard Receiver and 300-Yard Passer**By Steelers – vs. Cincinnati (**Harris** 116, **Roethlisberger** 318), 9/26/21

By Opponent – at L.A. Chargers (Allen 112, Herbert 382), 11/21/21

**Two 100-Yard Receivers and 300-Yard Passer**By Steelers – at New Orleans (Brown 185, **Smith-Schuster** 115, **Roethlisberger** 462), 12/23/18

By Opponent – vs. Kansas City (Kelce 109, Watkins 100, Mahomes 326), 9/16/18

**100-Yard Rusher, 100-Yard Receiver, 200-Yard Receiver and 400-Yard Passer**

By Steelers: vs. Atlanta (Zereoue 123, Burress 253, Ward 139, Maddox 473), 11/10/02

By Opponent – None

**100-Yard Rusher, Two 100-Yard Receivers and 400-Yard Passer**

By Steelers: vs. Atlanta (Zereoue 123, Burress 253, Ward 139, Maddox 473), 11/10/02

By Opponent: at New England (Ridley 115, Gronkowski 143, Dobson 130, Brady 432), 11/3/13

**Three 100-Yard Receivers and 300-Yard Passer**

By Steelers: vs. Chicago Cardinals (Orr 205, McClaire 139, Tracy 106, Layne 409), 12/13/58

By Opponent – at St. Louis (D. Williams 114, Conrad 133, Smith 105, Hart 353), 11/10/68

**Three Rushing Touchdowns**By Steelers – vs. Cleveland (Connor 1, **Claypool** 1, **Snell** 1), 10/18/20

By Opponent – at Cincinnati (Mixon 2, Burrow 1), 11/28/21

**Four Rushing Touchdowns**By Steelers – Detroit (Bettis 3, **Roethlisberger** 1), 1/1/06

By Opponent – at San Diego (McGee 2, Anderson 1, Spencer 1), 12/8/85

## THE LAST TIME THE STEELERS/OPPONENT...

**Five Rushing Touchdowns**

By Steelers – at Kansas City (Bettis 2, Stewart 2, Pegram 1), 11/3/96  
 By Opponent – at Cleveland (Hanulak 3, Morrison 1, Reynolds 1), 12/12/54

**Three Touchdown Passes**

By Steelers – at L.A. Chargers (**Roethlisberger** 3), 11/21/21  
 By Opponent – at L.A. Chargers (Herbert 3), 11/21/21

**Four Touchdown Passes**

By Steelers – vs. Cincinnati (**Roethlisberger** 4), 11/15/20  
 By Opponent – at Oakland (Carr 4), 11/18/15

**Five Touchdown Passes**

By Steelers – vs. Carolina (**Roethlisberger** 5), 11/8/18  
 By Opponent – at Seattle (Wilson 5), 11/29/15

**Six Touchdown Passes**

By Steelers – vs. Baltimore (**Roethlisberger** 6), 11/2/14  
 By Opponent – vs. Kansas City (Mahomes 6), 9/16/18

**Six Sacks**

By Steelers – at Jacksonville (6-40), 11/18/18  
 By Opponent – vs. Baltimore (6-34), 11/20/05

**Seven or more Sacks**

By Steelers – vs. Denver Broncos (7-61), 9/20/20  
 By Opponent – at Cleveland (8-60), 12/20/09

**Two Opponent Fumble Recoveries**

By Steelers – vs. Cincinnati (**Snell** 1, Nelson 1), 11/15/20  
 By Opponent – at New Orleans (Okafor 1, Davis 1), 12/23/18

**Three Opponent Fumble Recoveries**

By Steelers – vs. Tennessee (**Fitzpatrick** 1, **Watt** 1, **Haden** 1), 12/19/21  
 By Opponent – at Cleveland (Schobert 2, Peppers 1), 9/9/18

**Shutout on Road**

By Steelers – at Cleveland (41-0), 12/24/05  
 By Opponent – at Baltimore (0-27), 11/26/06

**Shutout at Home**

By Steelers – vs. St. Louis (27-0), 12/24/11  
 By Opponent – vs. Baltimore (0-16), 9/3/00

**Overtime Win away from Pittsburgh**

By Steelers – at Buffalo (19-16), 11/28/10  
 By Opponent – at Dallas (27-24), 12/16/12

**Overtime Win in Pittsburgh**

By Steelers – vs. Seattle (23-20), 10/17/21  
 By Opponent – vs. Baltimore (23-20), 10/1/15

**40 Points**

By Steelers – vs. Atlanta (41-17), 10/17/18  
 By Opponent – at Cincinnati (41-10), 11/28/21

**50 Points**

By Steelers – vs. Carolina (52-21), 11/8/18  
 By Opponent – at New England (55-31), 11/3/13

**Two-Point Conversion**

By Steelers – at Minnesota (**Roethlisberger** - **Johnson** pass), 12/9/21  
 By Opponent – vs. Denver (Driskel-Fant pass), 9/20/20

**Missed Point-After-Touchdown Attempt**

By Steelers – vs. Chicago (**Chris Boswell** missed kick), 11/8/21  
 By Opponent – at Buffalo (Tyler Bass missed wide right), 12/13/20