



Steelers vs. Chargers

Sunday, Sept. 22

1 p.m. ET

Pittsburgh, PA

Acrisure Stadium

WEEK
03

VS





UPMC Rooney Sports Complex
3400 South Water Street Pittsburgh, PA 15203
(412) 432-7820

@Steelers | @SteelersPRDept www.Steelers.com | www.NFL.com

PITTSBURGH STEELERS GAME RELEASE WEEK 3

L.A. CHARGERS

GAME INFORMATION

	Sunday, September 22 1 p.m. ET	Acrisure Stadium Pittsburgh, PA Capacity 68,400 // Natural Grass
	CBS Locally KDKA-TV	Jim Nantz (play-by-play) Tony Romo (analysis) Tracy Wolfson (field reporter)
	Steelers Radio Network (48 affiliates) 102.5 WDVE-FM (Pittsburgh) 970 WBGW-AM (Pittsburgh)	Rob King (play-by-play) Craig Wolfley (analysis) Max Starks (field reporter)

THE SERIES

All-Time	Steelers lead, 24-11	Last: Chargers Win, 41-37 (Nov. 21, 2021)
Home	Steelers lead, 15-4	Last: Chargers Win, 33-30 (Dec. 2, 2018)
Away	Steelers lead, 9-7	Last: Chargers Win, 41-37 (Nov. 21, 2021)
Playoffs	Chargers lead, 2-1	Last: Steelers Win, 35-24 (Jan. 11, 2009)

THE COACHES

	Head Coach	At Franchise	Overall	vs. Opp
Steelers	Mike Tomlin	175-100-2 (18)	175-100-2 (18)	4-3
Chargers	Jim Harbaugh	2-0 (1)	46-19 (5)	1-0

2024 REGULAR SEASON SCHEDULE (2-0)

Day	Date	Opponent	TV	Time/Result
Sun.	Sept. 8	at Atlanta	FOX	W, 18-10
Sun.	Sept. 15	at Denver		W, 13-6
Sun.	Sept. 22	L.A. Chargers		1 p.m.
Sun.	Sept. 29	at Indianapolis		1 p.m.
Sun.	Oct. 6	Dallas*		8:20 p.m.
Sun.	Oct. 13	at Las Vegas*		4:05 p.m.
Sun.	Oct. 20	N.Y. Jets*		8:20 p.m.
Mon.	Oct. 28	N.Y. Giants*		8:15 p.m.

BYE WEEK

Sun.	Nov. 10	at Washington*		1 p.m.
Sun.	Nov. 17	Baltimore*		1 p.m.
Thur.	Nov. 21	at Cleveland*		8:15 p.m.
Sun.	Dec. 1	at Cincinnati*		1 p.m.
Sun.	Dec. 8	Cleveland*		1 p.m.
Sun.	Dec. 15	at Philadelphia*	FOX FOX	4:25 p.m.
Sat.	Dec. 21	at Baltimore*	FOX FOX	4:30 p.m.
Wed.	Dec. 25	Kansas City*	N	TBD
TBD	TBD	Cincinnati*		TBD

****Times and TV network may change due to flexible scheduling**

NOTE: All times are Eastern

Home games in **BOLD**

WHAT'S INSIDE

3	Covering The Steelers	57	Mike Tomlin's Record When	276	Big Returns/Opp.	296-297	Turnover Chart
4	Countdown To Kickoff	58	NFL Standings	277	Drive Charts	298	Ind. GBG (Passing)
5-6	Home Openers	59	Steelers Record When...	278	Opening Drives	299	Ind. GBG (Rushing)
7	Home vs. West Coast Teams	60-63	Roster Information	279-280	Drive Production/Opp. (GBG)	300	Ind. GBG (Receiving)
8	Connections w/ Chargers	64	How the Roster was Built	281-282	Scoring Drives/Opp.	301-302	Ind. GBG (Defense)
9-11	Series History w/ Chargers	65	Depth Chart	283-284	Longest Drives/Opp.	303	Ind. GBG (Fumble Returns)
12	Last Meeting w/ Chargers	66-264	Player Pages	285-286	Red-Zone Efficiency	304	Ind. GBG (Int. Returns)
13-23	Team Notes	265-266	Results/Individual Statistics	287	Yards Gained by Down	305	Ind. GBG (Special Teams)
23-29	Team Defense Notes	267	Special Teams Tackles	288	Third Down Efficiency/Opp.	306	Ind. GBG (Punting)
30-39	Individual Defense Notes	268	Game-by-Game Starters	289	Fourth Down Efficiency/Opp.	307	Ind. GBG (Field Goals)
39	Team Offense Notes	269	Participation	290	Defensive Summaries	308	Ind. GBG (Kickoff Returns)
39-49	Individual Offense Notes	270	Individual Game Highs	291	Defensive Stats (GBG)	309	Ind. GBG (Punt Returns)
49-51	Special Teams Notes	271	Big Yardage Games	292	Team Rankings	310-311	Game Summaries
51	Miscellaneous Notes	272-273	Big Run/Pass Plays	293	NFL Rankings	312-314	The Last Time
52-56	Mike Tomlin Notes	274-275	Big Plays/Opp. (GBG)	294-295	Offense/Defense (GBG)		

PITTSBURGH STEELERS COMMUNICATION STAFF CONTACTS

STAFF MEMBER

Burt Lauten, Senior Director of Communications
Michael Bertsch, Assistant Director of Communications
Angela Tegnella, Communications Manager
MacKaiya Cherry, Communications Coordinator
Spencer Krock, Communications Intern

EMAIL

lautenb@steelers.nfl.com
bertschm@steelers.nfl.com
tegnelliaa@steelers.nfl.com
cherrym@steelers.nfl.com
krocks@steelersnfl.com

WEEKLY MEDIA SCHEDULE

- The Steelers will make head coach **Mike Tomlin** available for a press conference at **Noon ET on Tuesday, Sept. 17**. Tomlin will be available in the media work room at the **UPMC Rooney Sports Complex**.

Monday, Sept. 16

- No player availability: day off

Tuesday, Sept. 17

- Mike Tomlin** press conference: Noon
- No player availability: day off

Wednesday, Sept. 18

- Pre-practice open locker room: 10:45 – 11 a.m.
- Practice: 12:30 – 2:30 p.m.
- Mike Tomlin** available upon request after practice on the field
- Post-practice open locker room: 2:30 – 3 p.m.

Thursday, Sept. 19

- Pre-practice open locker room: 10:45 – 11 a.m.
- Arthur Smith, Teryl Austin** available after walk thru on the field: approx. 11:45 a.m. ET
- Practice: 12:30 – 2:30 p.m.
- Post-practice open locker room: 2:30 – 3 p.m.

Friday, Sept. 20

- Practice: 10:45 a.m. – 12:45 p.m.
- Mike Tomlin** available upon request after practice on the field
- Post-practice open locker room: 12:45 – 1:30 p.m.

Saturday, Sept. 21

- No media availability: day before game

Sunday, Sept. 22

- Pittsburgh Steelers vs. L.A. Chargers: 1 p.m. (KDKA-TV)

**Schedule subject to change*

PITTSBURGH STEELERS ON OMG

- The Steelers media website is www.NFLONG.com. Please follow the link and click on the Steelers logo to access the team's page.
- For general access to the NFL OMG site, use the following user name (steelersmedia) and password (steelersmedia).
- For customized access to the NFL OMG site, please email **Michael Bertsch** at BertschM@steelers.nfl.com, **MacKaiya Cherry** at CherryM@steelers.nfl.com and/or **Spencer Krock** at KrockS@steelers.nfl.com. An account will be setup that utilizes your email address as your username and "SteelersMedia" as your password.
- The Steelers interactive site will contain the complete 2024 Media Guide, all weekly game releases, player bios and rosters, Steelers staff information and bios, weekly flip cards, a game tracker, all Steelers team and individual records and statistics, Steelers historical information, daily press releases and transcripts and much more.
- The game releases and media guide are updated weekly during the season and available in a PDF format. Team notes, player bios, team and individual records, miscellaneous stats and game summaries are updated following each game and posted on the site.
- On gamedays, the site will host live statistics, updated player notes, postgame quotes and more. It is an easy-to-use, one-stop shop for all media needs and information regarding the Steelers.

STEELERS RADIO COVERAGE

For the 25th consecutive year, WDVE-FM (102.5) and WBGW-AM (970) are carrying all Steelers games.

Additionally, Steelers games can be heard on a 48-station network spanning Pennsylvania, West Virginia, Ohio, Maryland, New York and South Carolina. All Steelers games will be broadcast in both English and Spanish on Steelers.com.

For the first season, Rob King serves as the "Voice of the Steelers" and handles play-by-play duties for the broadcast. Joining King for his 23rd season is former Steelers offensive lineman Craig Wolfley, who provides analysis. In her sixth year, Missi Matthews will be on the sideline throughout the regular season. Former Steelers offensive lineman Max Starks will also provide sideline analysis.

Fans in Mexico can also listen to Steelers broadcasts on Grupo Imagen and games are heard on www.steelers.com/espanol. Stations on the Steelers Radio Network include:

FLAGSHIP STATIONS

WDVE-FM (102.5), WBGW-AM (970)

AFFILIATES**PENNSYLVANIA**

Altoona-WVAM (1430)
 Altoona-WRKY (104.9)
 Beaver Falls-WBVP (1230)
 Beaver Falls-WMBA (1460)
 Bedford-WBVE (107.5)
 Butler-WISR (680)
 Chambersburg-WCHA (800)
 Clarendon-WKNB (104.3)
 Clarion-WCCR (92.7)
 Cooperstown-WUUZ (107.7)
 DuBois-WIFT (102.1)
 DuBois-WKFT (101.3)
 Erie-WRKT (104.9)
 Johnstown-WNTJ (1490)
 Johnstown-WRKK (99.1)
 Latrobe-WCNS (1480)
 Milton-WVLY (100.9)
 Saegertown-WUZZ (94.3)
 Somerset-WNTI (99.0)
 Starview-WONN (92.7)
 State College-WQWK (1450)

PENNSYLVANIA

Uniontown-WMBS (590)
 Washington-WJPA (1450)
 Williamsport-WCXR (99.3)
 Williamsport-WZXR (103.7)

MARYLAND

Cumberland-WRQE (106.1)
 Hagerstown-WHAG (1410)

OHIO

Fremont-WOHF (92.1)
 Marietta-WJAW (630)
 Youngstown-WNIO (1390)

VIRGINIA

Vienna-WDMX (100.1)

WEST VIRGINIA

Fairmont-WRLF (94.3)
 Fairmont-WMMN (920)
 New Martinsville-WXCR (92.3)

NFLCOMMUNICATIONS.COM

- Journalists worldwide have access to the dedicated media website featuring news from the NFL and its teams. Daily releases, statistics, domestic and international NFL updates and other information about the NFL are available.

OFFICIAL STEELERS WEBSITE

- Media and fans can read about the latest Steelers news on the official Steelers website. The site, www.steelers.com, features breaking news statistics, player biographies and much more.

STEELERS NATION HD RADIO

- Steelers Nation Radio is a 24-hour/day HD radio station dedicated specifically to the Pittsburgh Steelers. It can be heard on www.steelers.com, the official Steelers app or the iheart app on your smartphone, and at 102.5 WDVE HD2.
- A daily schedule of what is on Steelers Nation HD Radio is available at www.facebook.com/steelersnationradio.

@STEELERSPREDEPT

The Steelers Communications Department has created an X account for media to follow for news and information. The department's X account is the primary platform for how the team disseminates news and information including press releases, media advisories, practice and media availability times and more.

COUNTDOWN TO KICKOFF	
1999	The Steelers opened a season with a 2-0 mark -- with both victories coming on the road -- for the first time since 1999 and just the second time since the 1970 AFL-NFL merger.
1000	Najee Harris is the only player in the NFL to register 1,000 yards rushing in each of the last three seasons. He is the first player in the League to record 1,000 yards rushing in each of his first three seasons in the NFL since Alfred Morris (Washington, 2012-14).
210.4	Since the start of the 2019 season, Pittsburgh opponents are averaging 210.4 passing yds/game, which is the fifth-fewest allowed in the NFL over that span.
179.0	T.J. Watt and Cameron Heyward have registered 98.5 and 80.5 career sacks, respectively. Watt and Heyward have combined for 179.0 sacks, 13 Pro Bowl selections, seven All-Pro nods, 380 QB hits, 229 tackles for loss, 35 forced fumbles, 27 takeaways, 24 strip sacks, 18 fumble recoveries and nine interceptions.
142	Pittsburgh has registered 142 takeaways since the start of the 2019 season, which is the most in the NFL over the span.
92.6	Chris Boswell has made 75-of-81 FGs in his NFL career in the fourth quarter/overtime. He ranks third in FG percentage (92.6%) in the fourth quarter/overtime among all NFL kickers with at least 75 such FG attempts since 2000.
87.5	Since joining the Steelers in 2015, Chris Boswell is 239-of-273 on FG attempts (87.5%), including 109-of-136 (80.1%) on attempts of 40 yards or longer. He ranks second in FG percentage (87.5%) among all NFL kickers with at least 250 FG attempts since the start of the 2015 season.
91	Pittsburgh has recorded 91 interceptions since the start of the 2019 season, which is the second-most in the NFL over the span.
85.7	Chris Boswell has made 18 of 21 career FGs (85.7%) in the final two minutes of regulation and overtime (including playoffs).
82.9	Chris Boswell has made 34-of-41 (82.9%) career FGs of 50+ yards, including 27 of his last 31. His 82.9 career FG percentage of 50+ yards is the highest in the NFL since the 1970 AFL-NFL merger (min. 40).
80.5	Cameron Heyward's 80.5 career sacks are the most by a Steelers' defensive lineman since 1982, second-most by an active defensive tackle, tied for second-most in franchise history and tied for second-most by a Steeler since 1982.
66+	George Pickens is the first wideout in franchise history to have multiple TD receptions of 66+ yards in the same game (Week 16 of 2023 vs. Cincinnati). He is the sixth NFL receiver to accomplish the feat since 2006.
65	The Steelers have allowed just 65 points in the fourth quarter since the start of the 2023 season, which is the fewest in the NFL over the span.
48.8	George Pickens' 48.8 yards/catch (Week 16 of 2023 vs. Cincinnati) is the highest in franchise history, highest in the NFL since Philadelphia's DeSean Jackson had four receptions for 210 yards (52.5 avg.) in Week 14 of 2010 and third-highest since the 1970 AFL-NFL merger.
40	Pittsburgh has recorded 40 interceptions since the start of the 2022 season, which is the second-most in the NFL.
33	The Steelers own a 33-11-1 (.744) record in one-score games since the start of the 2020 season. Pittsburgh's 33 wins in one-score games are the most in the NFL since the start of the 2020 season.
21	The Steelers have limited 13 opponents to 21 points or less since the start of the 2023 season, which is tied for the second-most in the NFL over the span. Pittsburgh has limited 20 of its last 25 opponents to 21 points or less, which is the most since Week 12 of 2022.
20.0	Since the start of the 2019 season, Pittsburgh has allowed 20.0 points/game, which is the fifth-fewest allowed in the NFL over that span.
19-4	The Steelers are 19-4 (.826) in games when their quarterback does not throw an interception since the start of the 2022 season.
19.0	T.J. Watt's 19.0 sacks led the NFL in 2023. He is the first player in League history to lead the NFL in sacks three times (2020, 2021 and 2023).
18.7	Since the start of the 2019 season, Pittsburgh has allowed 18.7 first downs/game, which is the fourth-fewest in the NFL over that span.
15.0	T.J. Watt became the fourth player since 1982 with at least 15.0 sacks in three of his first seven NFL seasons, joining Pro Football Hall of Famers Reggie White (four seasons) and DeMarcus Ware (three) as well as his brother, J.J. Watt (three).
+16	Pittsburgh has a +16 turnover margin since the start of the 2023 season, which is the best in the NFL over the span.
16	The Steelers have committed just 16 turnovers since the start of the 2023 season, which is the fewest in the NFL over the span.
15	The Steelers have won 15 games when trailing at the end of the third quarter since the start of the 2020 season, which is five more wins than any other team in the League and most in the NFL over the span.
13	The Steelers have limited seven opponents to 13 points or less since the start of the 2023 season, which is tied for the most in the NFL over the span.
11	Pittsburgh has won 11 of its 13 games decided by one score (eight points or less) since the start of the 2023 season. The Steelers' 11 wins in one-score games are the most in the NFL since the start of the 2023 season.

COUNTDOWN TO KICKOFF	
9.3	Since the start of the 2019 season, Pittsburgh is averaging a sack 9.3% of the time, which is best in the NFL over that span.
9	Pittsburgh has thrown just nine interceptions since the start of the 2023 season, which is the third-fewest in the NFL over the span.
TOP 8	T.J. Watt ranks among the top eight active players in sacks (5th), tackles for loss (8th), QB hits (4th), forced fumbles (1-3rd), fumble recoveries (1-4th) and strip sacks (2nd).
7/6	Alex Highsmith's seven forced fumbles and six strip sacks are each tied for the second-most in the NFL since the start of the 2022 season.
6	K Chris Boswell equaled a franchise record with six made field goals in Week 1 at Atlanta. He already shared the franchise record of six (vs. Cincinnati, Dec. 18, 2016) with Jeff Reed (at Jacksonville, Dec. 1, 2002) and Gary Anderson (vs. Denver, Oct. 23, 1988).
6.0	Pittsburgh has recorded 6.0 or more team sacks 62 times since sacks became an official statistic in 1982. In those 62 games, the Steelers have a 51-10-1 (.831) record and has outscored its opponents 1,541-826.
5.2	Since the start of the 2019 season, Pittsburgh has allowed 5.2 yards/play, which is tied for the fifth-fewest in the NFL over that span.
4	T.J. Watt is one of four players in NFL history with at least 98.5 sacks, 110 tackles for loss, 200 quarterback hits, 27 forced fumbles, 20 strip sacks and 11 fumble recoveries.
TOP 5	T.J. Watt ranked in the top-five in the NFL in sacks, tackles for loss, quarterback hits, forced fumbles and fumble recoveries in 2023, which marked the season time in three years (2021, 2023) he has done so in the game season. J.J. Watt is the only other player to accomplish the feat since 2012.
5	Five of K Chris Boswell's six made field goals came from 40+ yards. An NFL kicker has made at least five FGs from 40+ yards in the same game on three occasions in League history, and Boswell is now the first to do it twice.
5	Pittsburgh has won five games when trailing at halftime since the start of the 2023 season, which is tied for the second-most in the NFL over the span.
4	Pittsburgh has won four games when trailing at the end of the third quarter since the start of the 2023 season, which is tied for the most in the NFL over the span.
3.0	The Steelers have registered at least 3.0 sacks in 47 games since the start of the 2019 season, which is the most in the NFL over the span.
3	K Chris Boswell registered three or more field goals of 50+ yards in a game for the first time in his career (Week 1 at Atlanta). He is the first kicker in franchise history to register three or more field goals of 50+ yards in a game.
2-0	Pittsburgh opened a season 2-0 for the first time since 2020, when the Steelers won the AFC North and finished with a 12-4 record. Pittsburgh has now opened 17 different seasons with victories in its first two games. The Steelers have captured a divisional championship 11 times, reached the conference title game seven times and advanced to the Super Bowl six times, including victories in Super Bowl XLIII, XL, XLV and XLII.
2	The RB tandem of Najee Harris and Jaylen Warren each eclipsed 1,000 scrimmage yards last season. Harris and Warren were the fourth duo in franchise history to eclipse 1,000 scrimmage yards in the same season and first since 1986.
2	T.J. Watt and Hall of Famer Lawrence Taylor are the only players since 1982, when the individual sack became an official statistic, with 70.0+ sacks and 7+ interceptions over their first seven seasons in the NFL.
2	T.J. Watt is the second player since 1982, when the individual sack became an official statistic, with at least 19.0 sacks, 19 tackles for loss, 36 quarterback hits, four forced fumbles and three fumble recoveries in the same season. Watt is the first player to do it twice.
1.5	With 1.5 sacks vs. L.A. Chargers on Sunday -- a mark he has hit or surpassed 27 times in his career -- T.J. Watt will surpass Pro Football Hall of Famer DeMarcus Ware (113 games) as the second-fastest player to reach 100 career sacks since 1982, when the individual sack became an official statistic. Only Pro Football Hall of Famer Reggie White (96) reached the milestone in fewer games.
WEEK 1	Pittsburgh dominated Atlanta's offensive in the second half of Week 1. The Steelers blanked the Falcons after halftime and limited Atlanta in 51 total yards, 2.4 yards/play, one pass yard, three first downs, no third-down conversions (on five attempts) and forced two turnovers.
1	Pittsburgh has allowed just one TD in its first two games of the season, which is the first time the Steelers have allowed one TD over their first two games since 2010.
.710	The Steelers are 131-53-2 (.710) in regular-season games at Acrisure Stadium since the stadium opened in 2001. Pittsburgh's 131 regular-season wins at Acrisure Stadium are the fourth-most in the NFL since 2001.
0.93	T.J. Watt is off to a record-setting pace for sacks to open his NFL career. He has averaged 0.93 sacks/game since entering the League back in 2017, which is the best in NFL history (min. 100 games started).
.620	Mike Tomlin is 100-61-2 (.620) in regular-season games decided by one score (eight points or less). His 100 regular-season victories and .620 regular-season winning percentage are the most and the highest in the NFL since the 1970 AFL-NFL merger (min. 100 games).

RESULTS

Overall: 51-37-3 | Acrisure Stadium: 16-7 | L.A. Chargers: 1-0

Date	Opponent	Steelers	Opponent	Result
09/10/2023	San Francisco	7	30	L
09/18/2022	New England	14	17	L
09/19/2021	Las Vegas	17	26	L
09/20/2020	Denver	26	21	W
09/15/2019	Seattle	26	28	L
09/16/2018	Kansas City	37	42	L
09/17/2017	Minnesota	26	9	W
09/18/2016	Cincinnati	24	16	W
09/20/2015	San Francisco	43	18	W
09/07/2014	Cleveland	30	27	W
09/08/2013	Tennessee	9	16	L
09/16/2012	N.Y. Jets	27	10	W
09/18/2011	Seattle	24	0	W
09/12/2010	Atlanta	15	9	W [ot]
09/10/2009	Tennessee	13	10	W [ot]
09/07/2008	Houston	38	17	W
09/16/2007	Buffalo	26	3	W
09/07/2006	Miami	28	17	W
09/11/2005	Tennessee	34	7	W
09/12/2004	Oakland	24	21	W
09/07/2003	Baltimore	34	15	W
09/15/2002	Oakland	17	30	L
10/07/2001	Cincinnati	16	7	W
09/03/2000	Baltimore	0	16	L
09/26/1999	Seattle	10	29	L
09/13/1998	Chicago	17	12	W
08/31/1997	Dallas	7	37	L
09/08/1996	Baltimore	31	17	W
09/03/1995	Detroit	23	20	W
09/04/1994	Dallas	9	26	L
09/05/1993	San Francisco	13	24	L
09/13/1992	N.Y. Jets	27	10	W
09/01/1991	San Diego	26	20	W
09/16/1990	Houston	20	9	W
09/10/1989	Cleveland	0	51	L
09/04/1988	Dallas	24	21	W
09/13/1987	San Francisco	30	17	W
09/15/1986	Denver	10	21	L
09/08/1985	Indianapolis	45	3	W
09/02/1984	Kansas City	27	37	L
09/04/1983	Denver	10	14	L
09/19/1982	Cincinnati	26	20	W [ot]
09/06/1981	Kansas City	33	37	L
09/07/1980	Houston	31	17	W
09/09/1979	Houston	38	7	W
09/10/1978	Seattle	21	10	W

RESULTS

Overall: 51-37-3 | Acrisure Stadium: 16-7 | L.A. Chargers: 1-0

Date	Opponent	Steelers	Opponent	Result
09/19/1977	San Francisco	27	0	W
09/19/1976	Cleveland	31	14	W
09/28/1975	Buffalo	21	30	L
09/15/1974	Baltimore	30	0	W
09/16/1973	Detroit	24	10	W
09/17/1972	Oakland	34	28	W
09/26/1971	Cincinnati	21	10	W
09/20/1970	Houston	7	19	L
09/21/1969	Detroit	16	13	W
09/15/1968	N.Y. Giants	20	34	L
09/17/1967	Chicago	41	13	W
09/11/1966	N.Y. Giants	34	34	T
09/19/1965	Green Bay	9	41	L
09/13/1964	L.A. Rams	14	26	L
09/22/1963	N.Y. Giants	31	0	W
09/30/1962	N.Y. Giants	27	31	L
09/24/1961	N.Y. Giants	14	17	L
10/09/1960	N.Y. Giants	17	19	L
09/26/1959	Cleveland	17	7	W
10/05/1958	Cleveland	12	45	L
09/29/1957	Washington	28	7	W
09/30/1956	Washington	30	13	W
09/26/1955	Chicago Cards	14	7	W
10/02/1954	Washington	37	7	W
10/03/1953	New York	24	14	W
09/28/1952	Philadelphia	25	31	L
10/01/1951	New York	13	13	T
09/17/1950	New York	7	18	L
09/25/1949	N.Y. Giants	28	7	W
10/03/1948	Boston	24	14	W
09/21/1947	Detroit	17	10	W
09/20/1946	Chicago Cards	14	7	W
10/07/1945	New York	6	34	L
09/24/1944	Cleveland	28	30	L
10/02/1943	Brooklyn	17	0	W
09/13/1942	Philadelphia	14	24	L
09/21/1941	Philadelphia	7	10	L
09/08/1940	Chicago Cards	7	7	T
09/24/1939	Chicago Cards	0	10	L
09/11/1938	New York	14	27	L
09/05/1937	Philadelphia	27	14	W
09/13/1936	Boston	10	0	W
09/22/1935	New York	7	42	L
09/09/1934	Cincinnati	13	0	W
09/20/1933	New York	2	23	L

HOME OPENER

- Pittsburgh owns a 51-37-3 (.577) record in home openers, including an 11-6 (.647) mark under head coach **Mike Tomlin**.
- The Steelers have played host to L.A. Chargers for their home opener on one previous occasion. Pittsburgh defeated the Chargers, 26-20, on Sept. 1, 1991.
- Pittsburgh has lost three consecutive home openers and have never dropped four straight home openers in franchise history.
- The Steelers own a 4-5 (.444) record against AFC West foes in home openers.
- Pittsburgh lost to San Francisco, 30-7, in its 2023 regular-season home opener.
- The Steelers lost to New England, 17-14, in their 2022 regular-season home opener.

- Pittsburgh lost to Las Vegas, 26-17, in its 2021 regular-season home opener.
- The Steelers defeated Denver, 26-21, in their 2020 regular-season home opener.
- Since Acrisure Stadium opened in 2001, the Steelers are 16-7 (.696) in their first home game of the season.

SUPERLATIVES (ACRISURE STADIUM)

Passing Yards		
452	Ben Roethlisberger	2018 vs. KC (L, 37-42)
369	Ben Roethlisberger	2015 vs. SF (W, 43-18)
365	Ben Roethlisberger	2014 vs. CLE (W, 30-27)
Pass Completions		
39	Ben Roethlisberger	2018 vs. KC (L, 37-42)
33	Ben Roethlisberger	2009 vs. TEN (W, 13-10)
31	Kenny Pickett	2023 vs. SF (L, 7-30)
Pass Attempts		
60	Ben Roethlisberger	2018 vs. KC (L, 37-42)
46	Kenny Pickett	2023 vs. SF (L, 7-30)
43	Ben Roethlisberger	2009 vs. TEN (W, 13-10)
Passing Touchdowns		
3	Ben Roethlisberger	2018 vs. KC (L, 37-42)
3	Ben Roethlisberger	2015 vs. SF (W, 43-18)
3	Tommy Maddox	2003 vs. BAL (W, 34-15)
Rushing Yards		
161	Willie Parker	2005 vs. TEN (W, 34-7)
153	Jerome Bettis	2001 vs. CIN (W, 16-7)
138	Willie Parker	2008 vs. HOU (W, 38-17)
Rushing Touchdowns		
3	DeAngelo Williams	2015 vs. SF (W, 43-18)
3	Willie Parker	2008 vs. HOU (W, 38-17)
3	Jerome Bettis	2004 vs. OAK (W, 24-21)
Receptions		
13	Juju Smith-Schuster	2018 vs. KC (L, 37-42)
9	Diontae Johnson	2021 vs. LV (L, 26-17)
9	Antonio Brown	2018 vs. KC (L, 37-42)
9	Santonio Holmes	2009 vs. TEN (W, 13-10)
9	Hines Ward	2003 vs. BAL (W, 34-15)

SUPERLATIVES (ACRISURE STADIUM)

Receiving Yards		
195	Antonio Brown	2015 vs. SF (W, 43-18)
138	Jesse James	2018 vs. KC (L, 37-42)
131	Santonio Holmes	2009 vs. TEN (W, 13-10)
Receiving Touchdowns		
2	Hines Ward	2008 vs. HOU (W, 38-17)
2	Hines Ward	2002 vs. OAK (L, 17-30)
2	Hines Ward	2003 vs. BAL (W, 34-15)
Yards From Scrimmage		
209	Willie Parker	2005 vs. TEN (W, 34-7)
197	Le'veon Bell	2014 vs. CLE (W, 30-27)
195	Antonio Brown	2015 vs. SF (W, 43-18)
Points Scored		
43	2015 vs. SF (W, 43-18)	
38	2008 vs. HOU (W, 38-17)	
37	2018 vs. KC (L, 37-42)	
Fewest Points Allowed		
0	2011 vs. SEA (W, 24-0)	
3	2007 vs. BUF (W, 26-3)	
7	2001 vs. CIN (W, 16-7)	
7	2005 vs. TEN (W, 34-7)	
Largest Margin of Victory		
27	2005 vs. TEN (W, 34-7)	
25	2015 vs. SF (W, 43-18)	
24	2011 vs. SEA (W, 24-0)	

ALL-TIME RESULTS VS. WEST COAST TEAMS

Steelers lead series, 39-21-1

Chargers: 14-2 | Raiders: 7-6 | 49ers: 5-7 | Rams: 5-3-1 | Seahawks: 8-3

Date	Opp.	Wk	Result
9/10/2023	San Francisco 49ers	1	L, 7 - 30
12/24/2022	Las Vegas Raiders	16	W, 13 - 10
10/17/2021	Seattle Seahawks	6	W, 23 - 20
9/19/2021	Las Vegas Raiders	2	L, 17 - 26
11/10/2019	L.A. Rams	10	W, 17 - 12
9/15/2019	Seattle Seahawks	2	L, 26 - 28
12/2/2018	L.A. Chargers	13	L, 30 - 33
11/8/2015	Oakland Raiders	9	W, 38 - 35
9/20/2015	San Francisco 49ers	2	W, 43 - 18
12/9/2012	San Diego Chargers	14	L, 24 - 34
9/18/2011	Seattle Seahawks	2	W, 24 - 0
11/21/2010	Oakland Raiders	11	W, 35 - 3
12/6/2009	Oakland Raiders	13	L, 24 - 27
10/4/2009	San Diego Chargers	4	W, 38 - 28
11/16/2008	San Diego Chargers	11	W, 11 - 10
10/7/2007	Seattle Seahawks	5	W, 21 - 0
9/23/2007	San Francisco 49ers	3	W, 37 - 16
9/12/2004	Oakland Raiders	1	W, 24 - 21
12/21/2003	San Diego Chargers	16	W, 40 - 24
12/7/2003	Oakland Raiders	14	W, 27 - 7
9/15/2002	Oakland Raiders	2	L, 17 - 30
12/3/2000	Oakland Raiders	14	W, 21 - 20
9/26/1999	Seattle Seahawks	3	L, 10 - 29
9/27/1998	Seattle Seahawks	4	W, 13 - 10
12/15/1996	San Francisco 49ers	16	L, 15 - 25
12/8/1996	San Diego Chargers	15	W, 16 - 3
10/1/1995	San Diego Chargers	5	W, 31 - 16
10/10/1993	San Diego Chargers	6	W, 16 - 3
9/5/1993	San Francisco 49ers	1	L, 13 - 24
12/6/1992	Seattle Seahawks	14	W, 20 - 14
10/20/1991	Seattle Seahawks	8	L, 7 - 27

STEELERS VS. WEST COAST TEAMS

- Pittsburgh owns a 39-21-1 (.648) regular-season home record against teams that comprise the Pacific time zone (L.A. Rams, Oakland/L.A./Las Vegas Raiders, San Diego/L.A. Chargers, San Francisco 49ers and Seattle Seahawks).

HIGHEST REGULAR-SEASON HOME WIN PCT. VS. WEST COAST - SINCE 1970

RANK	TEAM	W	L	T	WIN PCT.
1.	L.A. Chargers	14	2	0	.875
2.	Seattle Seahawks	8	3	0	.727
3.	L.A. Rams	5	3	1	.611
4.	Las Vegas Raiders	7	6	0	.538
5.	San Francisco 49ers	5	7	0	.417

- Sunday's game will be the 20th overall and 17th regular-season meeting between the two teams in Pittsburgh.
- The Steelers own an 11-game advantage in the overall series (15-4) and a 12-game lead in the regular-season series (14-2) in Pittsburgh.
- Pittsburgh's .875 regular-season home winning percentage vs. L.A. Chargers is the sixth-highest home winning percentage over any NFL opponent since the 1970 AFL-NFL merger.

ALL-TIME RESULTS VS. WEST COAST TEAMS

Steelers lead series, 39-21-1

Chargers: 14-2 | Raiders: 7-6 | 49ers: 5-7 | Rams: 5-3-1 | Seahawks: 8-3

Date	Opp.	Wk	Result
9/1/1991	San Diego Chargers	1	W, 26 - 20
10/29/1990	L.A. Rams	8	W, 41 - 10
10/7/1990	San Diego Chargers	5	W, 36 - 14
11/19/1989	San Diego Chargers	11	W, 20 - 17
12/6/1987	Seattle Seahawks	13	W, 13 - 9
9/13/1987	San Francisco 49ers	1	W, 30 - 17
11/25/1984	San Diego Chargers	13	W, 52 - 24
9/16/1984	L.A. Rams	3	W, 24 - 14
11/6/1983	San Diego Chargers	10	W, 26 - 3
11/29/1981	L.A. Rams	13	W, 24 - 0
11/1/1981	San Francisco 49ers	9	L, 14 - 17
10/20/1980	L.A. Raiders	7	L, 34 - 45
9/10/1978	Seattle Seahawks	2	W, 21 - 10
12/4/1977	Seattle Seahawks	12	W, 30 - 20
9/25/1977	Oakland Raiders	2	L, 7 - 16
9/19/1977	San Francisco 49ers	1	W, 27 - 0
10/31/1976	San Diego Chargers	8	W, 23 - 0
9/29/1974	Oakland Raiders	3	L, 0 - 17
10/7/1973	San Diego Chargers	4	W, 38 - 21
9/17/1972	Oakland Raiders	1	W, 34 - 28
12/19/1971	L.A. Rams	14	L, 14 - 23
10/3/1971	San Diego Chargers	3	W, 21 - 17
11/24/1968	San Francisco 49ers	11	L, 28 - 45
9/13/1964	L.A. Rams	-	L, 14 - 26
10/29/1961	San Francisco 49ers	-	W, 20 - 10
12/2/1956	L.A. Rams	-	W, 30 - 13
11/20/1954	San Francisco 49ers	-	L, 3 - 31
10/14/1951	San Francisco 49ers	-	L, 24 - 28
11/13/1949	L.A. Rams	-	T, 7 - 7
9/29/1947	L.A. Rams	-	L, 7 - 48

HIGHEST REGULAR-SEASON HOME WIN PCT. VS. OPP. - SINCE 1970

RANK	TEAM	W	L	T	WIN PCT.
1.	Carolina Panthers	4	0	0	1.000
2.	Detroit Lions	7	0	1	.938
	Atlanta Falcons	7	0	1	.938
4.	Indianapolis Colts	13	1	0	.929
5.	Cleveland Browns	45	6	0	.882
6.	L.A. Chargers	14	2	0	.875

- Sunday's game will mark the seventh overall and sixth regular-season meeting between the Steelers and Chargers at Acrisure Stadium.
- Pittsburgh owns a two-game advantage in the overall series (4-2) and a one-game lead in the regular-season series (3-2) vs. Chargers at Acrisure Stadium.
- Sunday's game will be the fourth regular-season meeting between the two teams in the month of September.
- The Steelers own a three-game advantage in the regular-season series (3-0) in the month of September.
- Sunday's game will be the second regular-season meeting in Pittsburgh between the two teams in the month of September.
- The Steelers own a one-game advantage in the regular-season series (1-0) in the month of September.

FORMER STEELERS/CHARGERS

- Steelers quarterbacks coach **Tom Arth** spent the 2022-23 seasons as the Chargers' passing game specialist.
- Steelers tight ends coach **Alfredo Roberts** was the Chargers' running backs coach from 2017-19 and their tight ends coach in 2020.
- Pittsburgh offensive line coach **Pat Meyer** was the Chargers' offensive line coach from 2017-19.
- Steelers strength & conditioning assistant **Tyler Judkins** was an assistant strength & conditioning coach for the Chargers from 2018-20.
- Chargers OLB Bud Dupree was drafted by the Steelers in the first round (22nd overall) of the 2015 NFL Draft and spent the first six seasons of his career in Pittsburgh (2015-20).

AREA CONNECTIONS

- Pittsburgh RB **Najee Harris** is from Antioch, CA., and attended Antioch High School.
- Steelers CB **Joey Porter Jr.** is from Bakersfield, CA.
- Steelers S **Damontae Kazee** is from San Bernardino, CA. and attended Cajon High School. He went on to play collegiately at San Diego State (2013-16).
- Pittsburgh DB **Thomas Graham Jr.** is originally from Rancho Cucamonga, CA.

NFL CONNECTIONS

- Steelers QB **Justin Fields** played the 2021 season on the Chicago Bears with Chargers OLB Khalil Mack.
- Steelers LB **Patrick Queen** (2020-23) and S **DeShon Elliott** (2019-21) were teammates with Chargers RBs J.K. Dobbins (2020-23) and Gus Edwards (2018-23) on the Baltimore Ravens.
- Steelers offensive coordinator **Arthur Smith**, WR **Scotty Miller**, WR **Van Jefferson** and TE **MyCole Pruitt** all were members of the Atlanta Falcons with Chargers QB Taylor Heinicke in 2023.
- Pittsburgh QB **Russell Wilson** played four seasons as a member of the Seattle Seahawks with Chargers DT Poona Ford (2018-21) and TE Will Dissly (2018-21).
- Steelers DT **Montravius Adams Sr.** played the first four seasons of his career with the Green Bay Packers (2017-20), where he was teammates with Chargers punter JK Scott (2018-20).
- Steelers WR **Van Jefferson** was teammates with Chargers DL Morgan Fox for one season (2020) with the Los Angeles Rams.
- Pittsburgh TE **MyCole Pruitt** was a member of the Tennessee Titans during the same time as Chargers OLB Bud Dupree (2021-22).
- Steelers S **DeShon Elliott** was teammates with Chargers TE Hayden Hurst with the Baltimore Ravens during the 2019 season.
- Pittsburgh DL **Dean Lowry** played the 2023 season on the Minnesota Vikings with Chargers LB Troy Dye.

COLLEGE CONNECTIONS

- Steelers QB **Justin Fields** played the 2019 season at Ohio State with Chargers running back J.K. Dobbins.
- Pittsburgh WR **Roman Wilson** played at the University of Michigan from 2020-23. He was led by Chargers head coach Jim Harbaugh and was teammates with Chargers LB Junior Colson (2021-23) and RB Hassan Haskins (2018-21). Wilson, Harbaugh and Colson were members of the 2023 team that won the CFP National Championship.
- Steelers S **Minkah Fitzpatrick** played at the University of Alabama with Chargers punter **JK Scott** and OL **Bradley Bozeman**. They were members of the Crimson Tide squad that won the CFP National Championship in both 2015 and 2017.
- Pittsburgh WR **George Pickens** (2019-21), OT **Broderick Jones** (2020-22) and TE **Darnell Washington** (2020-22) all played at the University of Georgia, where they crossed paths with Chargers OL Jamaree Salyer (2018-21) and WR Ladd McConkey (2021-23). Salyer also was teammates with Steelers QB Justin Fields in 2018.
- Steelers LB **Patrick Queen** (2017-19) and CB **Donte Jackson** (2015-17) each spent time at LSU with Chargers CB Kristian Fulton (2016-19) and WR D.J. Chark (2014-17).
- Pittsburgh OL **Spencer Anderson** played at Maryland from 2018-22, where he was teammates with Chargers DB Tarheeb Still (2020-23).
- Steelers WR **Ben Skowronek** played at Northwestern from 2016-19, where he was teammates with Chargers OL Rashawn Slater (2017-19).
- Steelers OT **Troy Fautanu** played at the University of Washington from 2020-23, crossing paths with Chargers DB Elijah Molden (2017-20).

STEELERS-CHARGERS SERIES HISTORY

- Sunday's game will mark the 36th overall and 33rd regular-season meeting between the Steelers and Chargers.
- Pittsburgh owns a 13-game advantage in the overall series (24-11) and a 14-game lead in the regular-season series (23-9).
- Sunday's game will be the 20th overall and 17th regular-season meeting between the two teams in Pittsburgh.
- The Steelers own an 11-game advantage in the overall series (15-4) and a 12-game lead in the regular-season series (14-2) in Pittsburgh.
- Pittsburgh's .875 regular-season home winning percentage vs. L.A. Chargers is the sixth-highest home winning percentage over any NFL opponent since the 1970 AFL-NFL merger.

HIGHEST REGULAR-SEASON WIN PERCENTAGE VS. OPP. – SINCE 1970

RANK	TEAM	W	L	T	WIN PCT.
1.	Carolina Panthers	4	0	0	1.000
2.	Detroit Lions	7	0	1	.938
	Atlanta Falcons	7	0	1	.938
4.	Indianapolis Colts	13	1	0	.929
5.	Cleveland Browns	45	6	0	.882
6.	L.A. Chargers	14	2	0	.875

- Sunday's game will mark the seventh overall and sixth regular-season meeting between the Steelers and Chargers at Acrisure Stadium.
- Pittsburgh owns a two-game advantage in the overall series (4-2) and a one-game lead in the regular-season series (3-2) vs. Chargers at Acrisure Stadium.
- Sunday's game will be the fourth regular-season meeting between the two teams in the month of September.
- The Steelers own a three-game advantage in the regular-season series (3-0) in the month of September.
- Sunday's game will be the second regular-season meeting in Pittsburgh between the two teams in the month of September.
- The Steelers own a one-game advantage in the regular-season series (1-0) in the month of September.

2024 STATS COMPARISON

	STEELERS	CHARGERS
Total Games	2	2
Total Drives	21	25
Total Drives per Game	10.5	12.5
First downs	32	32
Rushing 1st downs	13	15
Passing 1st downs	13	14
1st downs from penalties	6	3
3rd down eff. (Made-Att-Pct)	12-30-40%	13-31-42%
4th down eff. (Made-Att-Pct)	0-1-0%	0-0-0%
Total Net Yards	521	665
Avg. Yards per Game	260.5	332.5
Total Plays	124	119
Yards per play	4.2	5.6
Net Yards Rushing	278	395
Rush Attempts	77	71
Yards per rush	3.61	5.56
Net Yards Passing	243	270
Sacks-Yards lost	4-30	2-4
Gross Yards	273	274
Comp-Att-Pct	30-43-70%	31-46-67%
Yards per pass	5.65	5.87
Interceptions thrown	0	1
Punts (Num-Yds)	11-570	10-461
Punts blocked	0	0
Net Punting Avg Yds	39.6	37.7
Gross Punting Avg Yds	51.8	46.1

INSIDE THE SERIES

CATEGORY	RECORD
Series History	Started in 1971
Overall	Steelers lead, 24-11
In Pittsburgh	Steelers lead, 15-4
At Los Angeles	Series tied, 1-1
At San Diego	Steelers lead, 8-6
Neutral	--
Overall Regular Season	Steelers lead, 23-8
In Pittsburgh	Steelers lead, 14-2
At Los Angeles	Series tied, 1-1
At San Diego	Steelers lead, 8-6
Neutral	--
Streak	Chargers won last meeting
Last Regular-Season Game	L, 37-41 (Nov. 21, 2021 in Los Angeles)
Postseason Series	Chargers lead, 2-1
In Pittsburgh	Chargers lead, 2-1
At Los Angeles	--
At San Diego	--
Last Postseason Game	W, 35-24 (Jan. 11, 2009 in Pittsburgh)

	STEELERS	CHARGERS
Total Return Yds (no Kickoffs)	128	30
Punt Returns (Num-Yds)	9-74	2-24
Kickoff Returns (Num-Yds)	1-13	2-48
Int. Returns (Num-Yds)	4-54	2-6
Penalties-Yards	19-138	10-65
Turnovers	0	2
Fumbles lost	0	1
Interceptions thrown	0	1
Total Net Yards	521	665
Touchdowns	1	5
Rushing	0	2
Passing	1	3
Interceptions	0	0
Kickoff Returns	0	0
Fumble Returns	0	0
Punt Returns	0	0
Defensive/Special Teams TDs	0	0
Extra Points (Made-Att)	1-1	3-5
Kicking (Made-Att)	1-1	3-4
2Pt Conversions (Made-Att)	0-0	0-1
Safeties	0	0
Kickoffs (Num-EZ-TB)	9-7-7	12-8-7
Field Goals (Made-Att)	8-8	5-5
FGs Blocked - PATs Blocked	0-0	0-0
Goal to Go (Made-Att-Pct)	1-2-50%	1-2-50%
Red Zone (Made-Att-Pct)	1-4-25%	3-6-50%

STEELERS VS. CHARGERS SUPERLATIVES

Passing Yards					
	Name	Date	Site	Wk	Result
349	Neil O'Donnell	01/15/1995	H	LC	L, 13-17
333	Ben Roethlisberger	10/04/2009	H	4	W, 38-28
325	Terry Bradshaw	01/09/1983	H	WC	L, 28-31
Pass Completions					
32	Neil O'Donnell	01/15/1995	H	LC	L, 13-17
31	Ben Roethlisberger	11/16/2008	H	11	W, 11-10
29	Ben Roethlisberger	12/02/2018	H	13	L, 30-33
Pass Attempts					
54	Neil O'Donnell	01/15/1995	H	LC	L, 13-17
45	Ben Roethlisberger	12/02/2018	H	13	L, 30-33
44	Ben Roethlisberger	11/21/2021	A	11	L, 37-41
Passing Touchdowns					
4	Mark Malone	11/25/1984	H	13	W, 52-24
3	Four times				
	Last: Ben Roethlisberger	11/21/2021	A	11	L, 37-41
Long Pass					
89	Neil O'Donnell	09/01/1991	A	1	W, 26-20
84	Charles Johnson	12/24/1994	A	17	L, 34-37
72	Michael Vick	10/12/2015	A	5	W, 24-20
Completion Percentage (min. 14 pass att.)					
81.8	Mark Malone	11/25/1984	H	13	W, 52-24
78.8	Ben Roethlisberger	10/04/2009	H	4	W, 38-28
78.6	Bubby Brister	10/07/1990	H	5	W, 36-14
Passer Rating (min. 14 pass att.)					
154.2	Mark Malone	11/25/1984	H	13	W, 52-24
145.8	Mike Tomczak	12/24/1994	A	17	L, 34-37
145.5	Bubby Brister	10/07/1990	H	5	W, 36-14
Rushing Yards					
165	Rashard Mendenhall	10/04/2009	H	4	W, 38-28
146	Willie Parker	01/11/2009	H	DIV	W, 35-24
115	Jerome Bettis	12/21/2003	H	16	W, 40-24
	Willie Parker	11/16/2008	H	11	W, 11-10
Rushing Attempts					
32	Jerome Bettis	12/21/2003	H	16	W, 40-24
29	Rashard Mendenhall	10/04/2009	H	4	W, 38-28
27	Willie Parker	01/11/2009	H	DIV	W, 35-24
Rushing Touchdowns					
2	Seven times				
	Last: James Conner	12/02/2018	H	13	L, 30-33
Long Rush					
47	Preston Pearson	10/07/1973	H	4	W, 38-21
32	Barry Foster	09/01/1991	A	1	W, 26-20
	Rashard Mendenhall	10/04/2009	H	4	W, 38-28
	Le'Veon Bell	10/12/2005	A	5	W, 24-22
Receptions					
11	Franco Harris	01/09/1983	H	WC	L, 28-31
10	Hines Ward	11/16/2008	H	11	W, 11-10
	Antonio Brown	12/02/2018	H	13	L, 30-33
Receiving Yards					
165	Charles Johnson	12/24/1994	A	17	L, 34-37
154	Antonio Brown	12/02/2018	H	13	L, 30-33
127	Theo Bell	12/22/1980	A	16	L, 17-26

STEELERS VS. CHARGERS SUPERLATIVES

Receiving Touchdowns					
3	John Stallworth	11/25/1984	H	13	W, 52-24
2	Seven times				
	Last: Mike Wallace	12/09/2012	H	14	L, 24-34
Long Reception					
89	Dwight Stone	09/01/1991	A	1	W, 26-20
84	Charles Johnson	12/24/1994	A	17	L, 34-37
72	Markus Wheaton	10/12/2015	A	5	W, 24-20
Scrimmage Yards					
191	Rashard Mendenhall	10/04/2009	H	4	W, 38-28
165	Charles Johnson	12/24/1994	A	17	L, 34-37
154	Antonio Brown	12/02/2018	H	13	L, 30-33
All-Purpose Yards					
273	Charles Johnson	12/24/1994	A	17	L, 34-37
191	Rashard Mendenhall	10/04/2009	H	4	W, 38-28
154	Antonio Brown	12/02/2018	H	13	L, 30-33
Tackles					
13	James Farrior	12/21/2003	H	16	W, 40-24
12	L.J. Fort	12/02/2018	H	13	L, 30-33
11	Lawrence Timmons	12/09/2012	H	14	L, 24-34
Sacks					
2.0	Seven times				
	Last: LaMarr Woodley	01/11/2009	H	DIV	W, 35-24
Interceptions					
2	Five times				
	Last: Deshea Townsend	12/21/2003	H	16	W, 40-24
Most Points Scored					
52	11/25/1984		H	13	W, 52-24
44	12/08/1985		A	14	L, 44-54
40	12/21/2003		H	16	W, 40-24
Fewest Points Scored					
7	11/18/1979		A	12	L, 7-35
10	12/18/1977		A	14	W, 10-9
11	11/16/2008		H	11	W, 11-10
Most Points Allowed					
44	12/08/1985		A	14	L, 44-54
41	11/21/2021		A	11	L, 37-41
37	12/24/1994		A	17	L, 34-37
Fewest Points Allowed					
0	09/21/1975		A	1	W, 37-0
	10/31/1976		H	8	W, 23-0
2	12/17/1972		A	14	W, 24-2
Margin of Victory					
37	09/21/1975		A	1	W, 37-0
28	11/25/1984		H	13	W, 52-24
23	10/31/1976		H	8	W, 23-0
	11/06/1983		H	10	W, 26-3
Margin of Defeat					
28	11/18/1979		A	12	L, 7-35
10	12/08/1985		A	14	L, 44-54
	10/08/2006		A	5	L, 13-23
	12/09/2012		H	14	L, 24-34

ALL-TIME SERIES RESULTS

Steelers lead, 24-11 (H: 15-4, A: 9-7)

Date	Site	Wk	Result
11/21/2021	H	6	W, 24-17
10/13/2019	H	6	W, 24-17
12/02/2018	H	13	L, 30-33
10/12/2015	A	5	W, 24-20
12/09/2012	H	14	L, 24-34
10/04/2009	H	4	W, 38-28
01/11/2009	H	DIV	W, 35-24
11/16/2008	H	11	W, 11-10
10/08/2006	A	5	L, 13-23
10/10/2005	A	5	W, 24-22
12/21/2003	H	16	W, 40-24
12/24/2000	A	17	W, 34-21
12/08/1996	H	15	W, 16-3
10/01/1995	H	5	W, 31-16
01/15/1995	H	LC	L, 13-17
12/24/1994	A	17	L, 34-37
10/10/1993	H	6	W, 16-3
09/20/1992	A	3	W, 23-6
09/01/1991	H	1	W, 26-20
10/07/1990	H	5	W, 36-14
11/19/1989	H	11	W, 20-17
12/11/1988	A	15	L, 14-20
12/13/1987	A	14	W, 20-16
12/08/1985	A	14	L, 44-54
11/25/1984	H	13	W, 52-24
11/06/1983	H	10	W, 26-3
01/09/1983	H	WC	L, 28-31
12/22/1980	A	16	L, 17-26
11/18/1979	A	12	L, 7-35
12/18/1977	A	14	W, 10-9
10/31/1976	H	8	W, 23-0
09/21/1975	A	1	W, 37-0
10/07/1973	H	4	W, 38-21
12/17/1972	A	14	W, 24-2
10/03/1971	H	3	W, 21-17

indicates playoff game



2021 WEEK 11
Pittsburgh Steelers 37, Los Angeles Chargers 41
 70,240 🌐 SoFi Stadium 🌐 Nov 21, 2021



Pittsburgh Steelers	3	7	0	27	—	37
Los Angeles Chargers	7	10	10	14	—	41

SCORING DRIVES

TEAM	QTR	TIME	SCORING PLAY	PIT	LAC
Steelers	1	08:29	C.Boswell 36 yd. Field Goal (13-57, 6:31)	3	0
Chargers	1	02:09	A.Ekeler 6 yd. run (D.Hopkins kick) (12-73, 6:20)	3	7
Chargers	2	03:42	A.Ekeler 10 yd. pass from J.Herbert (D.Hopkins kick) (12-98, 6:54)	3	14
Steelers	2	01:09	D.Johnson 10 yd. pass from B.Roethlisberger (C.Boswell kick) (7-64, 2:33)	10	14
Chargers	2	00:02	D.Hopkins 30 yd. Field Goal (8-63, 1:07)	10	17
Chargers	3	11:50	A.Ekeler 17 yd. pass from J.Herbert (D.Hopkins kick) (6-70, 3:10)	10	24
Chargers	3	03:40	D.Hopkins 41 yd. Field Goal (11-51, 6:28)	10	27
Steelers	4	14:10	C.Boswell 36 yd. Field Goal (10-57, 4:30)	13	27
Steelers	4	11:35	N.Harris 1 yd. run (C.Boswell kick) (4-3, 0:58)	20	27
Chargers	4	08:48	A.Ekeler 5 yd. run (D.Hopkins kick) (7-75, 2:47)	20	34
Steelers	4	04:49	E.Ebron 5 yd. pass from B.Roethlisberger (C.Boswell kick) (9-75, 3:59)	27	34
Steelers	4	04:23	P.Freiermuth 5 yd. pass from B.Roethlisberger (C.Boswell kick) (2-11, 0:13)	34	34
Steelers	4	03:24	C.Boswell 45 yd. Field Goal (4-7, 0:19)	37	34
Chargers	4	02:09	M.Williams 53 yd. pass from J.Herbert (D.Hopkins kick) (3-75, 1:15)	37	41

PITTSBURGH STEELERS

PASSING	ATT	CP	YDS	SK/YD	TD	LG	INT	RTG
Ben Roethlisberger	44	28	273	3/28	3	37	0	103.7
TOTAL	44	28	273	3/28	3	37	0	103.7

RUSHING	ATT	YDS	AVG	LG	TD
Najee Harris	12	39	3.3	12	1
Benny Snell Jr.	2	7	3.5	4	0
Ray-Ray McCloud	1	5	5.0	5	0
Kalen Ballage	1	3	3.0	3	0
Chase Claypool	2	1	0.5	3	0
TOTAL	18	55	3.1	12	1

RECEIVING	NO	YDS	AVG	LG	TD
Diontae Johnson	7	101	14.4	32	1
Chase Claypool	5	93	18.6	37	0
Najee Harris	5	20	4.0	7	0
Pat Freiermuth	4	11	2.8	5t	1
Eric Ebron	3	24	8.0	18	1
Ray-Ray McCloud	2	12	6.0	8	0
James Washington	2	12	6.0	7	0
TOTAL	28	273	9.8	37	3

TOP DEFENSE	TOT	SOLO	AST	SCK	YDS	INT
Cameron Sutton	10	7	3	0.0	0.0	1
Tre Norwood	7	6	1	0.0	0.0	0
Alex Highsmith	6	3	3	1.5	6.0	0

FIELD GOALS	FGM/FGA	PERCENT	RESULTS
Chris Boswell	3-3	100.0	36G, 36G, 45G
TOTAL	3-3	100.0	

LOS ANGELES CHARGERS

PASSING	ATT	CP	YDS	SK/YD	TD	LG	INT	RTG
Justin Herbert	41	30	382	2/8	3	53t	1	116.1
TOTAL	41	30	382	2/8	3	53T	1	116.1

RUSHING	ATT	YDS	AVG	LG	TD
Justin Herbert	9	90	10.0	36	0
Austin Ekeler	11	50	4.5	12	2
Joshua Palmer	1	6	6.0	6	0
Larry Rountree III	2	5	2.5	5	0
Andre Roberts	1	4	4.0	4	0
Jalen Guyton	1	2	2.0	2	0
Justin Jackson	1	2	2.0	2	0
TOTAL	26	159	6.1	36	2

RECEIVING	NO	YDS	AVG	LG	TD
Keenan Allen	9	112	12.4	30	0
Austin Ekeler	6	65	10.8	17t	2
Mike Williams	5	97	19.4	53t	1
Donald Parham Jr.	4	38	9.5	12	0
Jared Cook	3	28	9.3	13	0
Jalen Guyton	1	18	18.0	18	0
Joshua Palmer	1	17	17.0	17	0
Tre' McKitty	1	7	7.0	7	0
TOTAL	30	382	12.7	53T	3

TOP DEFENSE	TOT	SOLO	AST	SCK	YDS	INT
Kyzir White	9	6	3	0.0	0.0	0
Asante Samuel Jr.	7	5	2	0.0	0.0	0
Derwin James Jr.	6	2	4	0.0	0.0	0

FIELD GOALS	FGM/FGA	PERCENT	RESULTS
Dustin Hopkins	2-2	100.0	30G, 41G
TOTAL	2-2	100.0	

Team Statistics

First Downs	22	33
3rd-Down Eff. (Made/Att/Pct)	8/15/53%	7/12/58%
4th-Down Eff. (Made/Att/Pct)	0/2/0%	0/1/0%
Total Net Yards	300	533
Total Plays	65	69
Yards Per Play	4.6	7.7
Rushes/Net Yards	18/55	26/159
Net Passing	245	374
Pass Attempts/Completions	44/28	41/30
Had Intercepted	0	1
Sacked/Yards Lost	3/28	2/8
Punts/Average	1/46.0	1/0.0
Penalties/Yards	8/38	12/75
Fumbles/Lost	1/0	0/0
Possession Time	28:14	31:46

Steelers Chargers

First Downs	22	33
3rd-Down Eff. (Made/Att/Pct)	8/15/53%	7/12/58%
4th-Down Eff. (Made/Att/Pct)	0/2/0%	0/1/0%
Total Net Yards	300	533
Total Plays	65	69
Yards Per Play	4.6	7.7
Rushes/Net Yards	18/55	26/159
Net Passing	245	374
Pass Attempts/Completions	44/28	41/30
Had Intercepted	0	1
Sacked/Yards Lost	3/28	2/8
Punts/Average	1/46.0	1/0.0
Penalties/Yards	8/38	12/75
Fumbles/Lost	1/0	0/0
Possession Time	28:14	31:46

STEELERS START 2-0

- Pittsburgh opened a season 2-0 for the first time since 2020, when the Steelers won the AFC North and finished with a 12-4 record.
- Pittsburgh has now opened 17 different seasons with victories in its first two games.
- The Steelers have captured a divisional championship 11 times, reached the conference title game seven times and advanced to the Super Bowl six times, including victories in Super Bowl XLIII, XL, XIV and XIII.

- Teams that opened the season 2-0 reach the playoffs 63.9% (177/277), win their division 41.2% (114/277) and win the Super Bowl 7.6% (21/277) of the time since 1990.

STEELERS SCHEDULE

- Pittsburgh is 416-345-12 (.546) in regular-season games against the opponents on its 2024 schedule.

17 TIMES STEELERS STARTED 2-0 – SINCE 1970

YEAR	W	L	T	W	L	T	PLAYOFF ROUND
2024	2	0	0	-	-	-	--
2020	2	0	0	12	4	0	Wild Card Round
2017	2	0	0	13	3	0	Divisional Round
2016	2	0	0	11	5	0	AFC Championship Round
2010	2	0	0	12	4	0	Super Bowl
2008	2	0	0	12	4	0	Super Bowl
2007	2	0	0	10	6	0	Wild Card Round
2005	2	0	0	11	5	0	Super Bowl
1999	2	0	0	6	10	0	
1998	2	0	0	7	9	0	
1995	2	0	0	11	5	0	Super Bowl
1992	2	0	0	11	5	0	Divisional Round
1982	2	0	0	6	3	0	Wild Card Round
1980	2	0	0	9	7	0	
1979	2	0	0	12	4	0	Super Bowl
1978	2	0	0	14	2	0	Super Bowl
1973	2	0	0	10	4	0	Divisional Round
indicates won Division Title							

- Pittsburgh opened the season with back-to-back road games for the first time since 2001.
- The Steelers opened a season with a 2-0 mark -- with both victories coming on the road -- for the first time since 1999 and just the second time since the 1970 AFL-NFL merger.
- Fourteen of the last 15 NFL teams, dating back to 2000, that opened the season with back-to-back road victories reached the playoffs.
- Eight of the last 15 NFL teams, dating back to 2000, that opened the season with back-to-back road victories reached the conference title game.
- Four of the last 15 NFL teams, dating back to 2000, that opened the season with back-to-back road victories reached the Super Bowl.

LAST 15 NFL TEAMS STARTED 2-0 (BOTH ROAD WINS) – SINCE 2000

TEAM, YEAR	W	L	T	W	L	T	PLAYOFF ROUND
San Francisco, 2023	2	0	0	12	5	0	Super Bowl
Miami, 2023	2	0	0	11	6	0	Wild Card Round
Tampa Bay, 2022	2	0	0	8	9	0	Wild Card Round
San Francisco, 2021	2	0	0	10	7	0	NFC Championship Round
Denver, 2021	2	0	0	7	10	0	--
Buffalo, 2019	2	0	0	10	6	0	Wild Card Round
Kansas City, 2019	2	0	0	12	4	0	Super Bowl
San Francisco, 2019	2	0	0	13	3	0	Super Bowl
Kansas City, 2018	2	0	0	12	4	0	AFC Championship Round
Miami, 2010	2	0	0	7	9	0	--
Minnesota, 2009	2	0	0	12	4	0	NFC Championship Round
New Orleans, 2006	2	0	0	10	6	0	NFC Championship Round
Seattle, 2004	2	0	0	9	7	0	Wild Card Round
Denver, 2003	2	0	0	10	6	0	Wild Card Round
St. Louis, 2001	2	0	0	14	2	0	Super Bowl
indicates won Division Title							

STEELERS VS. 2024 REGULAR-SEASON FOES

TEAM	RECORD	LAST TIME	DATE
Atlanta Falcons	16-2-1	W, 18-10	09/08/2024
Denver Broncos	11-15-1	W, 13-6	09/15/2024
L.A. Chargers	23-9	L, 37-41	11/21/2021
Indianapolis Colts	28-10	L, 13-30	12/16/2023
Dallas Cowboys	14-16	W, 24-19	11/08/2020
Las Vegas Raiders	12-14	W, 23-18	09/24/2023
N.Y. Jets	18-7	L, 20-24	10/02/2022
N.Y. Giants	31-44-3	W, 26-16	09/14/2020
Washington Commanders	33-43-3	L, 17-23	12/07/2020
Baltimore Ravens	32-24	W, 17-10	01/06/2024
Cleveland Browns	79-62-1	L, 10-13	11/19/2023
Cincinnati Bengals	68-39	W, 34-11	12/23/2023
Philadelphia Eagles	29-48-3	L, 13-35	10/30/2022
Kansas City Chiefs	22-12	L, 10-36	12/26/2021
Total	416-345-12	W, 13-6 (at DEN)	09/15/2024

INSIDE THE SCHEDULE

- Pittsburgh is one of four teams that start the season with back-to-back road games: Las Vegas, L.A. Rams and N.Y. Jets.
- The Steelers are the only one of the four teams with back-to-back road games to open the season 2-0.
- The Steelers open the season with back-to-back road games for the first time since 2001.
- Pittsburgh is one of five teams that finish the season with back-to-back home games: L.A. Rams, New England, Philadelphia and Tampa Bay.
- After opening the home season against the L.A. Chargers in Week 3, the Steelers go back on the road to play Indianapolis in Week 4 -- the first time since 2017 they have played three of their first four games on the road.
- Pittsburgh does not play a division opponent until a Week 11 home game against Baltimore. That is the latest they have faced a division opponent for the first time since the 1970 merger.
- The Steelers' Week 17 Christmas Day home game against the Chiefs marks the first time that Pittsburgh will play a reigning Super Bowl champion at home since Week 15 of the 2017 season.

STEELERS FACE SEVEN 2023 PLAYOFF TEAMS

- Pittsburgh will play seven regular-season games this season vs. 2023 playoff teams, including four at home and three on the road.
- Pittsburgh has a strength of schedule of .533, which not only gives them the third-most difficult schedule for the upcoming season, but it makes them one of only three teams in the NFL -- along with the Cleveland Browns and Baltimore Ravens -- that will have a strength of schedule above .530.

BEST OPP. WIN PCT. – 2024

RANK	TEAM	W	L	T	OPP. WIN PCT.
1.	Cleveland Browns	158	131	0	.547
2.	Baltimore Ravens	155	134	0	.536
3.	Pittsburgh Steelers	154	135	0	.533
4.	Green Bay Packers	152	137	0	.526
	Houston Texans	152	137	0	.526

BEST REGULAR AND POSTSEASON RECORDS – SINCE 2014

- Over the past 11 years (2014-24), five NFL teams have a winning percentage of .600-or-higher including the postseason – Kansas City (135-52, .722), New England (116-65, .641), Pittsburgh (107-66-2, .617), Green Bay (109-69-1, .612) and Seattle (106-70-1, .602).
- Those four clubs have combined for 30 playoff berths, eight Super Bowl appearances and six Super Bowl championships in that span.

BEST REGULAR AND POSTSEASON RECORD – SINCE 2014

TEAM	W	L	T	WIN PCT.	PLAYOFF APP.
Kansas City Chiefs	135	52	0	.722	9
New England Patriots	116	65	0	.641	7
Pittsburgh Steelers	107	66	2	.617	7
Green Bay Packers	109	69	1	.612	7
Seattle Seahawks	106	70	1	.602	7

THE JOURNEY OF A THOUSAND MILES BEGINS WITH ONE STEP

- The total distance traveled by all NFL teams during the regular season will be 597,408 miles.
- The teams from the NFC West (95,699) have the highest combined mileage total of all divisions.
- The remaining division totals ranking from highest to lowest are the AFC East (90,047), AFC West (86,537), NFC North (75,125), NFC East (70,894), AFC South (64,935), NFC South (62,091) and AFC North (52,080).
- The total distance traveled by Pittsburgh during the regular season will be 12,047 miles, which is the fourth-fewest in the League.

FEWEST MILES TRAVELED – 2024

RANK	TEAM	MILES
1.	Washington Commanders	10,550
2.	Cincinnati Bengals	10,611
3.	Indianapolis Colts	11,497
4.	Pittsburgh Steelers	12,047
5.	Atlanta Falcons	12,416

STEELERS 2024 TEAM CAPTAINS

- The Steelers selected four players to serve as team captains for the 2023 season determined by a vote of their teammates.
- QB **Russell Wilson** was selected to serve as offensive captain, DT **Cameron Heyward** and LB **T.J. Watt** were picked to serve as defensive captains and S **Miles Killebrew** was chosen to serve as the special teams captain.
- Heyward was selected as a captain for the 10th consecutive year (2015-24).
- Only two players in franchise history have been selected captain more than Heyward -- Ben Roethlisberger (13) and Sam Davis (11).
- Watt was named captain for the fourth time in his career (2020, 2022-24).
- Killebrew was named captain for the third time (2022-24).
- Wilson was named a captain for the 12th consecutive year, first time with Pittsburgh. He was a nine-time captain in Seattle (2013-21) and two-time captain in Denver (2022-23).

LONGEST TENURED STEELERS

- There are currently three Steelers who have played at least 100 regular-season games for the franchise. DT **Cameron Heyward** leads the roster with 196 regular-season games played and K **Chris Boswell** is next with 135 regular season-games played in a Steelers uniform. LB **T.J. Watt** has played in 106 regular-season games in his career.

POS.	PLAYER	GP WITH STEELERS
DT	Cameron Heyward	196
K	Chris Boswell	135
LB	T.J. Watt	106

OWNERSHIP OF 90+ YEARS

- The Steelers are one of only three current NFL franchises that have been owned by the same individual family for over 90 years.

OWNERSHIP	TEAM	YEARS
Halas Family	Chicago Bears	103
Bidwill Family	Arizona Cardinals	92
Rooney Family	Pittsburgh Steelers	91
Hunt Family	Kansas City Chiefs	65
Adams Family	Tennessee Titans	65

THE STANDARD IS THE STANDARD

- Pittsburgh has recorded 20 consecutive seasons with a .500 record or better, which is the longest active streak in the NFL and the longest streak in team history (previous record was 13, 1972-1984).

MOST ACTIVE CONSECUTIVE NON-LOSING SEASONS

RANK	TEAM	SEASONS	YEARS
1.	Pittsburgh Steelers	20	2004-23
2.	Kansas City Chiefs	11	2013-23
3.	Buffalo Bills	5	2019-23

MOST CONSECUTIVE NON-LOSING SEASONS – SINCE 1970

RANK	TEAM	SEASONS	YEARS
1.	Dallas Cowboys	21	1965-85
2.	Pittsburgh Steelers	20	2004-23
3.	New England Patriots	19	2001-19
4.	San Francisco 49ers	16	1983-98
	Dallas Cowboys	16	1970-85
6.	Miami Dolphins	15	1989-2003
7.	Pittsburgh Steelers	13	1972-84
	Green Bay Packers	13	1992-2004

ALL-TIME WINNING SEASONS

- Pittsburgh has an NFL-best 40 seasons since the 1970 AFL-NFL merger in which the team has finished above .500. The Steelers also have 20 consecutive winning seasons from 2004-23, the second longest streak in NFL history.

MOST WINNING SEASONS – SINCE 1970

RANK	TEAM	SEASONS
1.	Pittsburgh Steelers	40
2.	Dallas Cowboys	37
3.	New England Patriots	35
	Miami Dolphins	35
5.	Minnesota Vikings	32

10-WIN SEASONS

- Pittsburgh has recorded 10 or more wins in 27 different seasons since the 1970 NFL-AFL merger.
- The 27 different 10-win seasons are tied with San Francisco and New England for the second-most in the League over the span.

MOST 10-WIN SEASONS – SINCE 1970

RANK	TEAM	SEASONS
1.	Dallas Cowboys	29
2.	Pittsburgh Steelers	27
	San Francisco 49ers	27
	New England Patriots	27
5.	Miami Dolphins	24

STEELERS ON THE RISE

- Pittsburgh is 19-9 (.679) in the regular-season since Week 10 of 2022. Only San Francisco (22), Kansas City (21), Detroit (20) and Buffalo (20) have more wins in that span.
- Pittsburgh is one of the six NFL teams with 19+ wins since Week 10 of 2022.
- The Steelers' 19 wins since Week 10 of 2022 are tied for the fifth-most in the NFL.

MOST WINS – SINCE WEEK 12 OF 2022

RANK	TEAM	WINS
1.	San Francisco 49ers	22
2.	Kansas City Chiefs	21
3.	Detroit Lions	20
	Buffalo Bills	20
5.	Pittsburgh Steelers	19
	Dallas Cowboys	19

- Pittsburgh's .679 win percentage since Week 10 of 2022 is tied for the fifth-best in the NFL.

BEST WIN PCT. – SINCE WEEK 10 OF 2022

RANK	TEAM	W	L	T	WIN PCT.
1.	San Francisco 49ers	22	6	0	.786
2.	Kansas City Chiefs	21	7	0	.750
4.	Detroit Lions	20	8	0	.714
3.	Buffalo Bills	20	7	0	.741
5.	Pittsburgh Steelers	19	9	0	.679
	Dallas Cowboys	19	9	0	.679

STREAKING DOWN THE STRETCH

- The Steelers finished the 2023 regular season with three consecutive wins, including a pair of road wins at Seattle and Baltimore.
- Pittsburgh ended a regular season with at least a three-game win streak for the second straight season (the Steelers won their last four games of the 2022 campaign).
- Pittsburgh has now closed the regular season with a win streak of at least three games on 13 occasions since the 1970 AFL-NFL merger, including six times since 2007, when **Mike Tomlin** took the reigns as head coach of the Steelers.

LONGEST WIN STREAK TO END REGULAR SEASON – SINCE 1970

RANK	YEAR	WINS
1.	2004	14
2.	1976	9
3.	2016	7
4.	1978	5
5.	2022, 2014, 2005, 1972	4
9.	2023, 2013, 2009, 2002, 1989	3

- Pittsburgh has now five consecutive regular-season games for the first time since 2020 when the Steelers opened the season 11-0.
- The Steelers' five-game regular-season winning streak is the second-longest active streak in the NFL.

LONGEST ACTIVE WIN REGULAR-SEASON STREAK

RANK	TEAM, SPAN	WINS
1.	Buffalo, Week 14 of 2023 - Week 2 of 2024	7
2.	Pittsburgh, Week 16 of 2023 - Week 2 of 2024	5

BALL SECURITY

- Pittsburgh did not commit a turnover in either of the first two weeks of the season. The Steelers have opened the season with back-to-back games without a turnover six times since the 1970 AFL-NFL merger. Pittsburgh last accomplished the feat in 2005.

- The Steelers also did not commit a turnover in the season's opening two weeks in 1999, 1994, 1988 and 1982.
- The Steelers opened the 2024 season at Atlanta and forced three turnovers, without committing a turnover.
- Pittsburgh followed up that performance in Week 2 with two more forced turnovers, without committing a turnover.
- Pittsburgh has a +16 turnover margin since the start of the 2023 season, which is the best in the NFL over the span.

NFL BEST TURNOVER MARGIN – SINCE 2023

RANK	TEAM	TURNOVER MARGIN
1.	Pittsburgh Steelers	+16
2.	New Orleans Saints	+14
3.	Baltimore Ravens	+13
	San Francisco 49ers	+13
	Houston Texans	+13

- The Steelers have committed just 16 turnovers since the start of the 2023 season, which is the second-fewest in the NFL over the span.

NFL FEWEST GIVEAWAYS – SINCE 2023

RANK	TEAM	GIVEAWAYS
1.	Houston Texans	15
2.	Pittsburgh Steelers	16
3.	Dallas Cowboys	18
4.	Cincinnati Bengals	19
	Seattle Seahawks	19
	Tampa Bay Buccaneers	19

- Pittsburgh has thrown just nine interceptions since the start of the 2023 season, which is tied for the third-fewest in the NFL over the span.

NFL FEWEST INTERCEPTIONS – SINCE 2023

RANK	TEAM	INTS
1.	Baltimore Ravens	8
	Houston Texans	8
3.	Pittsburgh Steelers	9
	L.A. Chargers	9
5.	Tampa Bay Buccaneers	11

- The Steelers are 19-4 (.826) in games when their quarterback does not throw an interception since the start of the 2022 season.

FOURTH QUARTER IS WINNING TIME

- Pittsburgh has won four games when trailing at the end of the third quarter since the start of the 2023 season, which is tied for the most in the NFL over the span.

MOST WINS WHEN TRAILING AFTER 3RD QUARTER – SINCE 2023

RANK	TEAM	WINS
1.	Pittsburgh Steelers	4
	Seattle Seahawks	4
3.	N.Y. Jets	3
	Las Vegas Raiders	3
5.	12 other teams tied with	2

- The Steelers have won 15 games when trailing at the end of the third quarter since the start of the 2020 season, which is five more wins than any other team in the League and most in the NFL over the span.

MOST WINS WHEN TRAILING AFTER 3RD QUARTER – SINCE 2020

RANK	TEAM	WINS
1.	Pittsburgh Steelers	15
2.	Kansas City Chiefs	11
3.	Minnesota Vikings	8
4.	Six other teams tied with	7

- Pittsburgh's .388 win percentage when trailing at the end of the third quarter is the second-best in the NFL since the start of the 2020 season (min. 15 games).

BEST WIN PCT. WHEN TRAILING AFTER 3RD QUARTER – SINCE 2020 (MIN. 15)

RANK	TEAM	W	L	T	WIN PCT.
1.	Kansas City Chiefs	11	7	0	.611
2.	Pittsburgh Steelers	15	24	1	.388
3.	Baltimore Ravens	6	12	0	.333
4.	Philadelphia Eagles	7	21	1	.259
5.	Tampa Bay Buccaneers	7	23	0	.233

FOURTH QUARTER EXPLOSION

- Pittsburgh has scored 483 points in the fourth quarter since the start of the 2020 season, which is the eighth-most in the NFL over the span.

MOST FOURTH-QUARTER POINTS – SINCE 2020

RANK	TEAM	POINTS
1.	Dallas Cowboys	550
2.	Buffalo Bills	539
3.	New Orleans Saints	522
4.	Tampa Bay Buccaneers	511
5.	Minnesota Vikings	497
6.	Detroit Lions	488
7.	Denver Broncos	484
8.	Pittsburgh Steelers	483
9.	San Francisco 49ers	480
10.	Philadelphia Eagles	472

- The Steelers have allowed 336 points in the fourth quarter since the start of the 2020 season, which is the fewest in the NFL over the span.

FEWEST FOURTH-QUARTER POINTS ALLOWED – SINCE 2020

RANK	TEAM	POINTS
1.	Pittsburgh Steelers	336
2.	Tampa Bay Buccaneers	348
3.	New England Patriots	353
4.	San Francisco 49ers	372
5.	Dallas Cowboys	378

- Pittsburgh owns a 147-point scoring margin (483-336) in the fourth quarter since the start of the 2020 season, which is the third-best in the NFL over the span.

LARGEST FOURTH-QUARTER SCORING MARGIN – SINCE 2020

RANK	TEAM	MARGIN
1.	Dallas Cowboys	+172
2.	Tampa Bay Buccaneers	+163
3.	Pittsburgh Steelers	+147
4.	New Orleans Saints	+134
5.	Buffalo Bills	+123

- The Steelers have allowed just 65 points in the fourth quarter since the start of the 2023 season, which is the fewest in the NFL over the span.

FEWEST FOURTH-QUARTER POINTS ALLOWED – SINCE 2023

RANK	TEAM	POINTS
1.	Pittsburgh Steelers	65
2.	San Francisco 49ers	69
3.	Dallas Cowboys	77
4.	N.Y. Jets	82
5.	Kansas City Chiefs	84

- Pittsburgh owns a 26-point scoring margin (91-65) in the fourth quarter since the start of the 2023 season, which is the eighth-best in the NFL over the span.

LARGEST FOURTH-QUARTER SCORING MARGIN – SINCE 2023

RANK	TEAM	MARGIN
1.	San Francisco 49ers	+74
2.	Dallas Cowboys	+70
3.	New Orleans Saints	+46
4.	Tampa Bay Buccaneers	+35
5.	Denver Broncos	+33
6.	Atlanta Falcons	+29
7.	Buffalo Bills	+28
8.	Pittsburgh Steelers	+26
9.	Houston Texans	+25
10.	Detroit Lions	+22

DON'T LEAVE EARLY

- Pittsburgh has won 11 of its 13 games decided by one score (eight points or less) since the start of the 2023 season.
- Pittsburgh has won 15 of its last 17 games decided by one score (eight points or less).
- The Steelers' 13 games decided by one score (eight points or less) are tied for the fourth-most in the NFL since the start of the 2023 season.

MOST ONE-SCORE GAMES – SINCE 2023

RANK	TEAM	GAMES
1.	Minnesota Vikings	15
2.	Tennessee Titans	14
	New England Patriots	14
4.	Pittsburgh Steelers	13
	Three other teams tied with	13

- Pittsburgh's 11 wins in one-score games are the most in the NFL since the start of the 2023 season.

MOST WINS IN ONE-SCORE GAMES – SINCE 2023

RANK	TEAM	WINS
1.	Pittsburgh Steelers	11
2.	Philadelphia Eagles	9
	Houston Texans	9
4.	Kansas City Chiefs	8
	Seattle Seahawks	8

- The Steelers' .846 win percentage in one-score games is the best in the NFL (min. 10 games) since the start of the 2023 season.

BEST WIN PCT. IN ONE-SCORE GAMES – SINCE 2023 (MIN. 10)

RANK	TEAM	W	L	T	WIN PCT.
1.	Pittsburgh Steelers	11	2	0	.846
2.	Philadelphia Eagles	9	3	0	.750
	Houston Texans	9	3	0	.750
4.	Seattle Seahawks	8	4	0	.667
5.	Kansas City Chiefs	8	5	0	.615

- The Steelers have played 25 games decided by one score (eight points or less) since the start of the 2022 season, which is tied for the second-most in the League.

- The Steelers' .736 win percentage in one-score games is the best in the NFL since the start of the 2021 season (min. 25 games).

MOST ONE-SCORE GAMES – SINCE 2022

RANK	TEAM	GAMES
1.	Minnesota Vikings	26
2.	Pittsburgh Steelers	25
	Tennessee Titans	25
4.	Atlanta Falcons	24
	Las Vegas Raiders	24
	Denver Broncos	24

- The Steelers are 18-7 (.720) in one-score games since the start of the 2022 season.
- Pittsburgh's 18 wins in one-score games are tied for the most in the NFL since the start of the 2022 season.

MOST WINS IN ONE-SCORE GAMES – SINCE 2022

RANK	TEAM	WINS
1.	Pittsburgh Steelers	18
	Minnesota Vikings	18
3.	Philadelphia Eagles	16
4.	Kansas City Chiefs	15
5.	Buffalo Bills	13

- The Steelers' .720 win percentage in one-score games since the start of the 2022 is the second-best in the NFL (min. 20 games).

BEST WIN PCT. IN ONE-SCORE GAMES – SINCE 2022 (MIN. 20)

RANK	TEAM	W	L	T	WIN PCT.
1.	Philadelphia Eagles	16	4	0	.800
2.	Pittsburgh Steelers	18	7	0	.720
3.	Minnesota Vikings	18	8	0	.692
4.	Kansas City Chiefs	15	8	0	.652
5.	Buffalo Bills	13	9	0	.591

- Pittsburgh's 36 one-score games are the second-most in the NFL since the start of the 2021 season.

MOST ONE-SCORE GAMES – SINCE 2021

RANK	TEAM	GAMES
1.	Minnesota Vikings	40
2.	Pittsburgh Steelers	36
3.	L.A. Chargers	33
	Atlanta Falcons	33
	Las Vegas Raiders	33
	Baltimore Ravens	33
	Tennessee Titans	33

- The Steelers own a 26-9-1 (.736) record in one-score games since the start of the 2021 season.
- Pittsburgh's 26 wins in one-score games are the most in the NFL since the start of the 2021 season.

MOST WINS IN ONE-SCORE GAMES – SINCE 2021

RANK	TEAM	WINS
1.	Pittsburgh Steelers	26
2.	Minnesota Vikings	24
3.	Kansas City Chiefs	20
4.	Philadelphia Eagles	18
5.	Green Bay Packers	17
	Las Vegas Raiders	17

BEST WIN PCT. IN ONE-SCORE GAMES – SINCE 2021 (MIN. 25)

RANK	TEAM	W	L	T	WIN PCT.
1.	Pittsburgh Steelers	26	9	1	.736
2.	Philadelphia Eagles	18	8	0	.692
3.	Kansas City Chiefs	20	11	0	.645
4.	Minnesota Vikings	24	16	0	.600
5.	Miami Dolphins	15	11	0	.577

- Pittsburgh's 45 one-score games are tied for the second-most in the NFL since the start of the 2020 season.

MOST ONE-SCORE GAMES – SINCE 2020

RANK	TEAM	GAMES
1.	Minnesota Vikings	50
2.	Pittsburgh Steelers	45
	L.A. Chargers	45
4.	Atlanta Falcons	43
5.	Las Vegas Raiders	42
	Tennessee Titans	42

- The Steelers own a 33-11-1 (.744) record in one-score games since the start of the 2020 season.
- Pittsburgh's 33 wins in one-score games are the most in the NFL since the start of the 2020 season.

MOST WINS IN ONE-SCORE GAMES – SINCE 2020

RANK	TEAM	WINS
1.	Pittsburgh Steelers	33
2.	Minnesota Vikings	30
3.	Kansas City Chiefs	28
4.	Tennessee Titans	23
	Seattle Seahawks	23

- The Steelers' .744 win percentage in one-score games is the best in the NFL since the start of the 2020 season (min. 30 games).

BEST WIN PCT. IN ONE-SCORE GAMES – SINCE 2020 (MIN. 30)

RANK	TEAM	W	L	T	WIN PCT.
1.	Pittsburgh Steelers	33	11	1	.744
2.	Kansas City Chiefs	28	12	0	.700
3.	Tampa Bay Buccaneers	19	11	0	.633
4.	Philadelphia Eagles	21	13	1	.614
5.	Minnesota Vikings	30	20	0	.600

- Pittsburgh's 78 one-score games are the most in the NFL since the start of the 2017 season.

MOST ONE-SCORE GAMES – SINCE 2017

RANK	TEAM	GAMES
1.	Pittsburgh Steelers	78
2.	Seattle Seahawks	74
3.	L.A. Chargers	71
4.	Minnesota Vikings	69
5.	Atlanta Falcons	68

- Pittsburgh's 53 wins in one-score games are the most in the NFL since the start of the 2017 season.

MOST WINS IN ONE-SCORE GAMES – SINCE 2017

RANK	TEAM	WINS
1.	Pittsburgh Steelers	53
2.	Seattle Seahawks	42
3.	Kansas City Chiefs	41
4.	Minnesota Vikings	50
5.	Green Bay Packers	38

- The Steelers' .692 win percentage in one-score games is the best in the NFL since the start of the 2017 season (min. 50 games).

BEST WIN PCT. IN ONE-SCORE GAMES – SINCE 2017 (MIN. 50)

RANK	TEAM	W	L	T	WIN PCT.
1.	Pittsburgh Steelers	52	23	2	.692
2.	Miami Dolphins	35	21	0	.625
3.	Kansas City Chiefs	41	25	0	.621
4.	Green Bay Packers	38	25	1	.602
5.	Minnesota Vikings	40	28	1	.587

HALFTIME GOT YOU DOWN

- Pittsburgh has won five games when trailing at halftime since the start of the 2023 season, which is tied for the second-most in the NFL over the span.

MOST WINS WHEN TRAILING AT HALF – SINCE 2023

RANK	TEAM	WINS
1.	Philadelphia Eagles	6
2.	Pittsburgh Steelers	5
	Seattle Seahawks	5
4.	L.A. Rams	4
	Washington Commanders	4
	N.Y. Jets	4

- The Steelers' .417 win percentage in games in which it trailed at halftime is the fifth-best in the NFL since the start of the 2023 season (min. five games).

BEST WIN PCT. WHEN TRAILING AT HALF – 2023 (MIN. 5)

RANK	TEAM	W	L	T	WIN PCT.
1.	Philadelphia Eagles	6	3	0	.667
2.	Seattle Seahawks	5	5	0	.500
3.	L.A. Rams	4	5	0	.444
4.	Buffalo Bills	3	4	0	.429
5.	Pittsburgh Steelers	5	7	0	.417

- Pittsburgh has won 14 games when trailing at halftime since the start of the 2020 season, which is tied for the most in the NFL over the span.

MOST WINS WHEN TRAILING AT HALF – SINCE 2020

RANK	TEAM	WINS
1.	Kansas City Chiefs	15
2.	Pittsburgh Steelers	14
3.	Tampa Bay Buccaneers	10
	Philadelphia Eagles	10
5.	Four teams tied with	9

- The Steelers' .378 win percentage in games in which it trailed at halftime is the best in the NFL since the start of the 2020 season (min. 25 games).

BEST WIN PCT. WHEN TRAILING AT HALF – SINCE 2020 (MIN. 25)

RANK	TEAM	W	L	T	WIN PCT.
1.	Pittsburgh Steelers	14	23	0	.378
2.	Tampa Bay Buccaneers	10	20	0	.333
3.	Philadelphia Eagles	10	22	0	.313
4.	Dallas Cowboys	9	20	0	.310
5.	Tennessee Titans	8	18	0	.308
	Seattle Seahawks	8	18	0	.308

- Pittsburgh has won four games in which it trailed by 10 or more points at halftime since the start of the 2020 season, which is the most in the League.

MOST WINS WHEN TRAILING BY 10+ POINTS AT HALF – SINCE 2020

RANK	TEAM	WINS
1.	Pittsburgh Steelers	4
2.	Six teams tied with	3

- Pittsburgh's .286 win percentage in games in which it trailed by 10 or more points at halftime is the best in the NFL since the start of the 2020 season (min. 10 games).

BEST WIN PCT. WHEN TRAILING BY 10+ POINTS AT HALF – SINCE 2020 (MIN. 10)

RANK	TEAM	W	L	T	WIN PCT.
1.	Pittsburgh Steelers	4	10	0	.286
2.	Miami Dolphins	3	9	0	.250
	Tampa Bay Buccaneers	3	9	0	.250
	Arizona Cardinals	3	9	0	.250
5.	Minnesota Vikings	3	13	0	.188

- Pittsburgh has won six games in which it trailed by 10 or more points in the second half since the start of the 2020 season, which is the third-most in the League.

MOST WINS WHEN TRAILING BY 10+ POINTS IN SECOND HALF – SINCE 2020

RANK	TEAM	WINS
1.	Minnesota Vikings	7
	Tampa Bay Buccaneers	7
3.	Pittsburgh Steelers	6
4.	N.Y. Giants	5
	Tennessee Titans	5
	Chicago Bears	5

- Pittsburgh's .231 win percentage in games in which it trailed by 10 or more points in the second half is tied for the fourth-best in the NFL since the start of the 2020 season (min. 10 games).

BEST WIN PCT. WHEN TRAILING BY 10+ POINTS IN SECOND HALF – SINCE 2020 (MIN. 10)

RANK	TEAM	W	L	T	WIN PCT.
1.	Kansas City Chiefs	4	8	0	.333
2.	Tampa Bay Buccaneers	7	19	0	.269
	Minnesota Vikings	7	20	0	.259
4.	Pittsburgh Steelers	6	20	0	.231
5.	Tennessee Titans	5	17	0	.227

- The Steelers have won eight games in which they trailed by 10 or more points at some point of the game since the start of the 2020 season, which is tied for the fifth-most in the NFL over the span.

MOST WINS WHEN TRAILING BY 10+ POINTS – SINCE 2020

RANK	TEAM	WINS
1.	Philadelphia Eagles	10
2.	Tampa Bay Buccaneers	9
	Minnesota Vikings	9
	Kansas City Chiefs	9
5.	Pittsburgh Steelers	8
	Tennessee Titans	8

KINGS OF THE NORTH

- Pittsburgh captured the 2020 AFC North title, which marked the franchise's 24th overall division title, ninth since 2002.
- The Steelers earned a division title for the 24th time since the 1970 AFL-NFL merger – the most division crowns by an NFL team in that span.

MOST DIVISION TITLES – SINCE 2002

RANK	TEAM	TITLES
1.	Pittsburgh Steelers	24
2.	Dallas Cowboys	22
	San Francisco 49ers	22
4.	New England Patriots	21
5.	Minnesota Vikings	19

- Since the AFC North was adopted after the restructuring of the 2002 NFL season when the League realigned divisions after expanding to 32 teams, **Mike Tomlin** has won the division seven times (2007, 2008, 2010, 2014, 2016, 2017 and 2020).
- No other head coach has won the AFC North more than five times (John Harbaugh).
- Pittsburgh's nine AFC North titles nearly equal the combined total from the rest of the division since 2002.

AFC NORTH TITLES

TEAM	TITLES
Baltimore Ravens/Cincinnati Bengals/Cleveland Browns	12
Pittsburgh Steelers	9

AFC NORTH TITLES

RANK	TEAM	TITLES
1.	Pittsburgh Steelers	9
2.	Baltimore Ravens	6
	Cincinnati Bengals	6
4.	Cleveland Browns	0

STEELERS DOMINATE THE AFC NORTH

- Pittsburgh has either won or shared the AFC North Title 10 times (2002, 2004, 2007, 2008, 2010, 2011, 2014, 2016, 2017 and 2020) and finished second on seven other occasions (2005, 2006, 2009, 2013, 2015, 2018 and 2021).
- The AFC North – with Baltimore (13-4), Cleveland (11-6), Pittsburgh (10-7) and Cincinnati (9-8) – became the first division with all teams finishing with a winning record since the 1935 West division.
- The Steelers went 5-1 in the AFC North in 2023.
- Pittsburgh swept both Baltimore and Cincinnati in the same season for the first time since 2017.
- Pittsburgh registered at least five division wins for the eighth time since 2002 and first time since 2017 (5-1).

MOST SEASONS WITH 5+ WINS VS. AFC NORTH – SINCE 2002

RANK	TEAM	SEASONS
1.	Pittsburgh Steelers	8
2.	Baltimore Ravens	3
	Cincinnati Bengals	3

- Pittsburgh owns an overall record of 96-42-1 (.694) against the AFC North.
- The Steelers' 96 all-time wins against the AFC North are the most of any divisional team.
- Pittsburgh's .694 all-time win percentage against the AFC North is the best of any divisional team.
- Pittsburgh owns a regular-season record of 91-40-1 (.693) vs. AFC North.
- The Steelers' 91 regular-season wins against the AFC North are the most of any divisional team.
- Pittsburgh's .693 regular-season win percentage against the AFC North is the best of any divisional team.
- The Steelers' 91 regular-season wins and .693 regular-season win percentage against division opponents are the second-most and second best among all NFL teams in divisional games (New England, 96; New England, .727).

AFC NORTH INTER-DIVISION RECORD

RANK	TEAM	W	L	T	WIN PCT.
1.	Pittsburgh Steelers	91	40	1	.693
2.	Baltimore Ravens	74	58	0	.561
3.	Cincinnati Bengals	59	73	0	.447
4.	Cleveland Browns	39	92	1	.299

- The Steelers own an overall home record of 52-19 (.732) vs. AFC North.
- Pittsburgh owns a regular-season home record of 49-17 (.742) vs. AFC North.
- The Steelers 49 regular-season home wins vs. AFC North foes are the most of any divisional team.
- Pittsburgh's .742 regular-season home win percentage vs. AFC North is the best of any divisional team.
- Pittsburgh's 49 regular-season home wins and .742 regular-season home win percentage against division opponents are the second-most and second-best among all NFL teams in divisional games (New England, 52; New England, .788).

AFC NORTH INTER-DIVISION HOME RECORD

RANK	TEAM	W	L	T	WIN PCT.
1.	Pittsburgh Steelers	49	17	0	.742
2.	Baltimore Ravens	43	23	0	.652
3.	Cincinnati Bengals	33	33	0	.500
4.	Cleveland Browns	26	39	1	.402

- The Steelers own an overall road record of 44-23-1 (.654) vs. AFC North.
- Pittsburgh owns a regular-season road record of 42-23-1 (.644) vs. AFC North.
- The Steelers 42 regular-season road wins vs. AFC North foes are the most of any divisional team.
- Pittsburgh's .644 regular-season road win percentage vs. AFC North is the best of any divisional team.
- Pittsburgh's 42 regular-season road wins and .644 regular-season road win percentage against division opponents are tied for the second-most and second-best among all NFL teams in divisional games (New England, 44, Green Bay, 42; New England, .667).

AFC NORTH INTER-DIVISION ROAD RECORD

RANK	TEAM	W	L	T	WIN PCT.
1.	Pittsburgh Steelers	42	23	1	.644
2.	Baltimore Ravens	31	35	0	.470
3.	Cincinnati Bengals	26	40	0	.394
4.	Cleveland Browns	13	53	0	.197

WALKOFF WIN

- Pittsburgh defeated Cincinnati in Week 1 of 2022 after K **Chris Boswell** connected on a 53-yard field goal in overtime to win the game, 23-20.
- The Steelers played three overtime games in 2021. Pittsburgh went 2-0-1 in those games.
- The Steelers four overtime games are tied for the ninth-most in the NFL since the start of the 2021 season.

MOST OVERTIME GAMES SINCE 2021

RANK	TEAM	GAMES
1.	Las Vegas Raiders	8
	Indianapolis Colts	8
3.	Tennessee Titans	7
4.	Minnesota Vikings	6
	Baltimore Ravens	6
	Cincinnati Bengals	6
7.	Seattle Seahawks	5
	L.A. Rams	5
9.	Pittsburgh Steelers	4
	Three other teams	4

- Pittsburgh's .875 win percentage in overtime games is the best in the NFL since the start of the 2021 season (min. four games).

BEST OVERTIME WIN PCT. – SINCE 2021 (MIN. 4)

RANK	TEAM	W	L	T	WIN PCT.
1.	Pittsburgh Steelers	3	0	1	.875
2.	Las Vegas Raiders	6	2	0	.750
3.	Minnesota Vikings	3	3	0	.500
	Baltimore Ravens	3	3	0	.500
	Cincinnati Bengals	3	3	0	.500

- The Steelers are 26-21-4 (.541) in overtime games in franchise history (14-4-2, .750, at home) and to 8-4-2 (.682) at Acrisure Stadium.

KINGS OF THE AFC

- Pittsburgh owns the NFL's best overall record vs. AFC opponents with a 420-274-2 (.605) mark since the 1970 AFL-NFL merger.
- The Steelers are 390-249-2 (.610) in regular-season games vs. AFC opponents since the 1970 AFL-NFL merger.
- The Steelers' 390 regular-season wins against the AFC since the 1970 AFL-NFL merger are the most in the League.
- Pittsburgh is the only team with at least 375 regular-season wins against the AFC since the 1970 AFL-NFL merger.

MOST WINS VS. AFC – SINCE 1970

RANK	TEAM	WINS
1.	Pittsburgh Steelers	390
2.	New England Patriots	371
3.	Miami Dolphins	359
4.	Denver Broncos	353
5.	Kansas City Chiefs	337

- The Steelers' .610 regular-season win percentage against the AFC since the 1970 AFL-NFL merger is the best among AFC teams.

BEST WIN PCT. VS. AFC – SINCE 1970

RANK	TEAM	W	L	T	WIN PCT.
1.	Pittsburgh Steelers	390	249	2	.610
2.	New England Patriots	371	272	0	.577
3.	Miami Dolphins	359	280	2	.562
4.	Denver Broncos	353	278	4	.559
5.	Baltimore Ravens	186	154	0	.547

- Pittsburgh is 226-93 (.708) in regular-season home games against the AFC since the 1970 AFL-NFL merger.
- The Steelers' 226 regular-season home wins against the AFC since the 1970 AFL-NFL merger are the most among AFC teams.

MOST HOME WINS VS. AFC – SINCE 1970

RANK	TEAM	WINS
1.	Pittsburgh Steelers	226
2.	New England Patriots	213
3.	Miami Dolphins	210
4.	Denver Broncos	209
5.	Kansas City Chiefs	195

- Pittsburgh's .708 regular-season home win percentage against the AFC since the 1970 AFL-NFL merger is the best among AFC teams.

BEST HOME WIN PCT. VS. AFC – SINCE 1970

RANK	TEAM	W	L	T	WIN PCT.
1.	Pittsburgh Steelers	226	93	0	.708
2.	Denver Broncos	209	105	4	.665
3.	New England Patriots	213	108	0	.664
4.	Miami Dolphins	210	111	1	.654
5.	Baltimore Ravens	111	60	0	.649

- Pittsburgh is 164-156-2 (.512) in regular-season road games against the AFC since the 1970 AFL-NFL merger.
- The Steelers' 164 regular-season road wins against the AFC since the 1970 AFL-NFL merger are the most among AFC teams.

MOST ROAD WINS VS. AFC – SINCE 1970

RANK	TEAM	WINS
1.	Pittsburgh Steelers	164
2.	New England Patriots	158
3.	Indianapolis Colts	152
4.	Miami Dolphins	149
5.	Denver Broncos	144

- Pittsburgh's .512 regular-season road win percentage against the AFC since the 1970 AFL-NFL merger is the best among AFC teams.

BEST ROAD WIN PCT. VS. AFC – SINCE 1970

RANK	TEAM	W	L	T	WIN PCT.
1.	Pittsburgh Steelers	164	156	2	.512
2.	New England Patriots	158	164	0	.491
3.	Indianapolis Colts	152	170	1	.472
4.	Miami Dolphins	149	169	1	.469
5.	Denver Broncos	144	173	0	.454

KINGS OF THE NFC

- Pittsburgh is 132-78-2 (.627) overall against the NFC since the 1970 AFL-NFL merger.
- Pittsburgh is 126-76-2 (.623) in the regular-season against the NFC since the 1970 AFL-NFL merger.
- The Steelers' 126 regular-season wins against the NFC are the most among AFC teams since the 1970 AFL-NFL merger.

MOST AFC WINS VS. NFC – SINCE 1970

RANK	TEAM	WINS
1.	Pittsburgh Steelers	126
2.	Miami Dolphins	123
3.	Denver Broncos	116
4.	Kansas City Chiefs	110
5.	New England Patriots	108

- Pittsburgh's .623 regular-season win percentage against the NFC is the second-best among AFC teams since the 1970 AFL-NFL merger.

BEST AFC WIN PCT. VS. NFC – SINCE 1970

RANK	TEAM	W	L	T	WIN PCT.
1.	Baltimore Ravens	70	42	1	.624
2.	Pittsburgh Steelers	126	76	2	.623
3.	Miami Dolphins	123	81	0	.603
4.	Kansas City Chiefs	110	81	2	.576
5.	Denver Broncos	116	92	2	.557

- Pittsburgh is 52-49 (.515) in regular-season road games against the NFC since the 1970 AFL-NFL merger.
- The Steelers' 52 regular-season road wins against the NFC are tied for the second-most among AFC teams since the 1970 AFL-NFL merger.

MOST AFC ROAD WINS VS. NFC – SINCE 1970

RANK	TEAM	WINS
1.	Miami Dolphins	55
2.	Pittsburgh Steelers	52
	Tennessee Titans	52
	New England Patriots	52
5.	Las Vegas Raiders	47

- Pittsburgh's .515 regular-season road win percentage against the NFC is the third-best among AFC teams since the 1970 AFL-NFL merger (min. 75 games).

BEST AFC ROAD WIN PCT. VS. NFC – SINCE 1970 (MIN. 75)

RANK	TEAM	W	L	T	WIN PCT.
1.	Miami Dolphins	55	48	0	.534
2.	New England Patriots	52	48	0	.520
3.	Pittsburgh Steelers	52	49	0	.515
4.	Tennessee Titans	52	52	0	.500
5.	Kansas City Chiefs	46	49	1	.484

- Pittsburgh is 74-27-2 (.728) in regular-season home games against the NFC since the 1970 AFL-NFL merger.
- The Steelers' 74 regular-season home wins against the NFC are the most among AFC teams since the 1970 AFL-NFL merger.

MOST AFC HOME WINS VS. NFC – SINCE 1970

RANK	TEAM	WINS
1.	Pittsburgh Steelers	74
2.	Denver Broncos	72
3.	Miami Dolphins	68
4.	Buffalo Bills	65
5.	Kansas City Chiefs	64
	Cincinnati Bengals	64

- Pittsburgh's .728 regular-season home win percentage against the NFC is the best among AFC teams since the 1970 AFL-NFL merger (min. 75 games).

BEST AFC HOME WIN PCT. VS. NFC – SINCE 1970 (MIN. 75)

RANK	TEAM	W	L	T	WIN PCT.
1.	Pittsburgh Steelers	74	27	2	.728
2.	Denver Broncos	72	34	0	.679
3.	Miami Dolphins	68	33	0	.673
4.	Kansas City Chiefs	64	32	1	.667
5.	Cincinnati Bengals	64	35	3	.642
	Buffalo Bills	65	36	1	.642

ACRISURE ADVANTAGE

- Pittsburgh owns an overall record of 139-59-2 (.700) at Acrisure Stadium.
- The Steelers are 131-53-2 (.710) in regular-season games at Acrisure Stadium since the stadium opened in 2001.
- Pittsburgh's 131 regular-season wins at Acrisure Stadium are the fourth-most in the NFL since 2001.

MOST HOME WINS – SINCE 2001

RANK	TEAM	WINS
1.	New England Patriots	141
2.	Green Bay Packers	134
3.	Baltimore Ravens	133
4.	Pittsburgh Steelers	131
5.	Seattle Seahawks	126

- Pittsburgh's .710 regular-season win percentage at Acrisure Stadium is the fourth-best in the NFL since 2001.

BEST HOME WIN PCT. – SINCE 2001

RANK	TEAM	W	L	T	WIN PCT.
1.	New England Patriots	141	46	0	.754
2.	Green Bay Packers	134	50	2	.726
3.	Baltimore Ravens	133	54	0	.711
4.	Pittsburgh Steelers	131	53	2	.710
5.	Seattle Seahawks	126	60	0	.677

- Pittsburgh's .710 regular-season win percentage at Acrisure Stadium is the second-best of any NFL franchise in its current stadium (min. of 100 games).

BEST RECORD IN CURRENT STADIUM (MIN. 100)

RANK	STADIUM	W	L	T	WIN PCT.
1.	Gillette Stadium	135	43	0	.758
2.	Acrisure Stadium	131	53	2	.710
3.	M&T Bank Stadium	147	64	0	.697
4.	Lumen Field	120	58	0	.674
5.	Lambeau Field	225	115	4	.660

- Pittsburgh's .710 regular-season win percentage at Acrisure Stadium is the fifth-best of any NFL franchise in one stadium (min. of 100 games).

BEST RECORD IN ONE STADIUM (MIN. 100)

RANK	STADIUM	W	L	T	WIN PCT.
1.	Orange Bowl	101	22	1	.819
1.	Gillette Stadium	135	43	0	.758
3.	Three Rivers Stadium	169	67	0	.716
4.	Mile High Stadium	167	66	4	.715
5.	Acrisure Stadium	131	53	2	.710

- Pittsburgh is 22-1 (.957) in the regular season vs. Cleveland at Acrisure Stadium.
- The Steelers' .957 win percentage against the Browns at Acrisure Stadium is the third-best in NFL history for a team vs. a single opponent at a single stadium (min. 10 games).

BEST HOME WIN PCT. VS. OPPONENT – BY STADIUM – NFL HISTORY (MIN. 10)

TEAM (OPP.)	STADIUM	W-L-T (PCT.)
Pittsburgh (San Diego Chargers)	Three Rivers Stadium	11-0-0 (1.000)
Washington (Detroit Lions)	RFK Memorial Stadium	11-0-0 (1.000)
Pittsburgh (Cleveland Browns)	Acrisure Stadium	22-1-0 (.957)
San Francisco (Detroit Lions)	Candlestick Park	12-1-0 (.923)
L.A. Rams (Atlanta Falcons)	L.A. Coliseum	11-1-2 (.917)

ON THE ROAD, AGAIN

- Pittsburgh owns an overall road record of 225-219-2 (.507) since the 1970 AFL-NFL merger.
- The Steelers are 216-205-2 (.513) in regular-season road games since the 1970 AFL-NFL merger.
- Pittsburgh's 216 regular-season road wins are the second-most in the NFL since the 1970 AFL-NFL merger.

MOST ROAD WINS – SINCE 1970

RANK	TEAM	WINS
1.	Dallas Cowboys	218
2.	Pittsburgh Steelers	216
3.	San Francisco 49ers	214
4.	New England Patriots	210
5.	Miami Dolphins	204

- Pittsburgh's .513 regular-season road win percentage is the second-best in the NFL since the 1970 AFL-NFL merger.

BEST ROAD WIN PCT. – SINCE 1970

RANK	TEAM	W	L	T	WIN PCT.
1.	Dallas Cowboys	218	205	0	.515
2.	Pittsburgh Steelers	216	205	2	.513
3.	San Francisco 49ers	214	208	1	.507
4.	New England Patriots	210	212	0	.498
5.	Miami Dolphins	204	217	1	.485

SINCE THE 1970 AFL-NFL MERGER

- Pittsburgh recorded its 500th regular-season win since the 1970 AFL-NFL merger in Week 13 of 2022 at Atlanta.
- The Steelers are 516-325-4 (.613) during the regular season since the 1970 AFL-NFL merger.
- The Steelers are the only team with at least 500 regular-season wins since the 1970 AFL-NFL merger.
- Pittsburgh's 516 wins since the 1970 AFL-NFL merger are the most in the League.

MOST WINS – SINCE 1970

RANK	TEAM	WINS
1.	Pittsburgh Steelers	516
2.	Dallas Cowboys	496
3.	Miami Dolphins	482
4.	New England Patriots	479
5.	Minnesota Vikings	473

- Pittsburgh's .613 win percentage since the 1970 AFL-NFL merger is the best in the League.

BEST WIN PCT. – SINCE 1970

RANK	TEAM	W	L	T	WIN PCT.
1.	Pittsburgh Steelers	516	325	4	.613
2.	Dallas Cowboys	496	349	0	.587
3.	Miami Dolphins	482	361	2	.572
4.	New England Patriots	479	366	0	.567
5.	Baltimore Ravens	256	196	1	.566

- The Steelers own the best regular-season home record in the NFL with a 300-120-2 mark (.713) since 1970.
- The Steelers are the only team with at least 300 regular-season home wins since the 1970 AFL-NFL merger.

- Pittsburgh's 300 regular-season home wins since the 1970 AFL-NFL merger are the most in the League.

MOST HOME WINS – SINCE 1970

RANK	TEAM	WINS
1.	Pittsburgh Steelers	300
2.	Denver Broncos	281
3.	Minnesota Vikings	280
4.	Dallas Cowboys	278
	Miami Dolphins	278

- Pittsburgh's .713 regular-season home win percentage since the 1970 AFL-NFL merger is the best in the League.

BEST HOME WIN PCT. – SINCE 1970

RANK	TEAM	W	L	T	WIN PCT.
1.	Pittsburgh Steelers	300	120	2	.713
2.	Baltimore Ravens	154	72	1	.681
3.	Denver Broncos	281	139	4	.668
4.	Minnesota Vikings	280	142	1	.663
5.	Dallas Cowboys	278	144	1	.659

WINNING FREE AGENCY

- Pittsburgh has the third-best regular-season record in the NFL during the free agency era (since 1993) with a 313-185-3 (.628) mark.
- The Steelers are one of three teams (New England, 326; Green Bay, 315) with at least 300 regular-season wins since 1993.

MOST WINS – FREE AGENCY ERA

RANK	TEAM	WINS
1.	New England Patriots	326
2.	Green Bay Packers	315
3.	Pittsburgh Steelers	313
4.	Kansas City Chiefs	290
5.	Dallas Cowboys	281

- Pittsburgh's .628 regular-season win percentage during the free agency era (since 1993) is the third-best in the League.

BEST WIN PCT. – FREE AGENCY ERA

RANK	TEAM	W	L	T	WIN PCT.
1.	New England Patriots	326	175	0	.651
2.	Green Bay Packers	315	184	2	.631
3.	Pittsburgh Steelers	313	185	3	.628
4.	Kansas City Chiefs	290	211	0	.579
5.	Baltimore Ravens	256	196	1	.566

- Pittsburgh's 175 regular-season home wins during the free agency era (since 1993) are the third-most in the League.

MOST HOME WINS – FREE AGENCY ERA

RANK	TEAM	WINS
1.	Green Bay Packers	188
2.	New England Patriots	178
3.	Pittsburgh Steelers	175
4.	Kansas City Chiefs	166
5.	Minnesota Vikings	165

- Pittsburgh's .704 regular-season home win percentage during the free agency era (since 1993) is the third-best in the League.

BEST HOME RECORD – FREE AGENCY ERA

RANK	TEAM	W	L	T	WIN PCT.
1.	Green Bay Packers	188	60	2	.756
2.	New England Patriots	178	73	0	.709
3.	Pittsburgh Steelers	175	73	2	.704
4.	Baltimore Ravens	154	72	1	.681
5.	Minnesota Vikings	165	85	0	.660

- Pittsburgh's 138 regular-season road wins during the free agency era (since 1993) are the second-most in the League.

MOST ROAD WINS – FREE AGENCY ERA

RANK	TEAM	WINS
1.	New England Patriots	148
2.	Pittsburgh Steelers	138
3.	Philadelphia Eagles	129
4.	Green Bay Packers	127
	New Orleans Saints	127

- Pittsburgh's .552 regular-season road win percentage during the free agency era (since 1993) is the second-best in the League.

BEST ROAD RECORD – FREE AGENCY ERA

RANK	TEAM	W	L	T	WIN PCT.
1.	New England Patriots	148	102	0	.592
2.	Pittsburgh Steelers	138	112	1	.552
3.	Philadelphia Eagles	129	119	2	.520
4.	Green Bay Packers	127	124	0	.506
	New Orleans Saints	127	124	0	.506

DEFENSE DOMINANT OVER THE FIRST TWO WEEKS

- Pittsburgh's defense has spearheaded the Steelers to their 2-0 start to the 2024 season.
- Pittsburgh has captured its first two games of a season with only one combined offensive/defensive TD for the first time in franchise history.
- The combined 31 points over the first two victories of the season are the second-fewest ever scored by the Steelers in a 2-0 start to a campaign. The franchise record for fewest points scored in a 2-0 start to the season was 20 points in the first two games of the 1936 season.
- Pittsburgh has allowed just one TD in its first two games of the season, which is the first time the Steelers have allowed one TD over their first two games since 2010.

STEELERS DEFENSE RANKINGS

STAT (NFL RANK)		STAT (AFC RANK)
260.5 (5th)	Total Yards/Game	260.5 (5th)
4.9 (12th)	Total Yards/Play	4.9 (7th)
76.5 (t-4th)	Rushing Yards/Game	76.5 (3rd)
3.7 (7th)	Rushing Yards/Attempt	3.7 (3rd)
184.0 (14th)	Passing Net Yards/Game	184.0 (10th)
6.6 (14th)	Passing Net Yards/Play	6.6 (8th)
6.6% (2nd)	Passing/Pct. Had Intercepted	6.6% (1st)
6.56% (23rd)	Sacks/Pass Play	6.56% (13th)
14.0 (3rd)	First Downs/Game	14.0 (3rd)
19.1 (1st)	Third Down Efficiency	19.1 (1st)
66.7 (t-20th)	Fourth Down Efficiency	66.7 (11th)
8.0 (2nd)	Points/Game	8.0 (2nd)
7.5 (7th)	Points/Game Differential	7.5 (3rd)
0.0 (15th)	Net Yards/Game Differential	0.0 (7th)

STEELERS DEFENSE UNIT RANKINGS

STAT (NFL RANK)		STAT (AFC RANK)
260.5 (5th)	Total Defense	260.5 (5th)
76.5 (t-4th)	Rush Defense	76.5 (3rd)
184.0 (14th)	Pass Defense	184.0 (10th)

DEFENSE TOOK OVER IN THE SECOND HALF IN WEEK 1

- Pittsburgh dominated Atlanta's offensive in the second half of Week 1.
- The Steelers blanked the Falcons after halftime and limited Atlanta in 51 total yards, 2.4 yards/play, one pass yard, three first downs, no third-down conversions (on five attempts) and forced two turnovers.

STEELERS DEFENSE FIRST HALF VS. SECOND HALF (WEEK 1)

FIRST HALF		SECOND HALF
175	Total Yards	51
6.0	Yards/Play	2.4
136	Pass Yards	1
7.6	Pass Yards/Att.	2.4
12	First Downs	3
13	Pass Completions	3
72.2%	Completion Pct.	37.5%
89.1	Passer Rtg.	6.3
50.0% (2-4)	Third Down Pct.	0.0% (0-5)

- Pittsburgh's effort in the second half vs. Atlanta was arguably the League's best in Week 1.

LOWEST SECOND-HALF OFFENSIVE OUTPUT – WEEK 1

CATEGORY	STEELERS (RANK)	LEADER
Total Yards Allowed	51 (2nd)	49 (Cleveland)
Yards/Play Allowed	2.4 (2nd)	2.2 (Chicago)
Pass Yards Allowed	1 (1st)	--
Pass Yards/Att. Allowed	2.4 (2nd)	2.1 (Cleveland)
First Downs Allowed	3 (2nd)	2 (Cleveland)
Pass Completions Allowed	3 (t-1st)	--
Completion Pct.	37.5% (2nd)	36.8% (New Orleans)
Passing First Downs	2 (t-3rd)	0 (Atlanta)
Passer Rtg.	6.3 (1st)	--
Third Down Pct.	0.0% (t-1st)	--
Plays of 10+ Yards	2 (t-1st)	--
Plays of 20+ Yards	0 (t-1st)	--
Offensive EPA Allowed	-15.71 (t-2nd)	-22.35 (Chicago)
Passing EPA Allowed	-9.59 (3rd)	-18.61 (Chicago)
Rushing EPA Allowed	-6.01 (3rd)	-9.62 (Miami)

NO FIRST DOWN FOR YOU

- Since the start of the 2019 season, Pittsburgh has allowed 18.7 first downs/game, which is the fourth-fewest in the NFL over that span.

FEWEST FIRST DOWNS/GAME – SINCE 2019

RANK	TEAM	1ST/GAME
1.	New England Patriots	18.3
	San Francisco 49ers	18.3
3.	New Orleans Saints	18.6
4.	Pittsburgh Steelers	18.7
5.	Buffalo Bills	19.0

- Since the start of the 2019 season, Pittsburgh has allowed 5.2 yards/play, which is tied for the fifth-fewest in the NFL over that span.

FEWEST YARDS/PLAY – SINCE 2019

RANK	TEAM	YDS/PLAY
1.	San Francisco 49ers	5.0
	Buffalo Bills	5.0
	New England Patriots	5.0
4.	New Orleans Saints	5.1
5.	Pittsburgh Steelers	5.2
	Three other teams tied with	5.2

KEEPING THE POINTS DOWN

- Since the start of the 2019 season, Pittsburgh has allowed 20.0 points/game, which is the fifth-fewest allowed in the NFL over that span.

FEWEST POINTS/GAME ALLOWED – SINCE 2019

RANK	TEAM	PTS/GAME
1.	Buffalo Bills	18.5
2.	Baltimore Ravens	19.1
	New England Patriots	19.1
4.	San Francisco 49ers	19.8
5.	Pittsburgh Steelers	20.0

- The Steelers have limited seven opponents to 13 points or less since the start of the 2023 season, which is tied for the most in the NFL over the span.

MOST GAMES 13 POINTS OR LESS ALLOWED – SINCE 2023

RANK	TEAM	GAMES
1.	Pittsburgh Steelers	7
	Dallas Cowboys	7
3.	Baltimore Ravens	6
	San Francisco 49ers	6
	Buffalo Bills	6
	L.A. Chargers	6
	Minnesota Vikings	6

- The Steelers have limited 13 opponents to 21 points or less since the start of the 2023 season, which is tied for the second-most in the NFL over the span.

MOST GAMES 21 POINTS OR LESS ALLOWED – SINCE 2023

RANK	TEAM	GAMES
1.	Kansas City Chiefs	16
2.	Pittsburgh Steelers	13
	Miami Dolphins	13
	San Francisco 49ers	13
5.	Five teams tied with	12

- Pittsburgh has limited 20 of its last 25 opponents to 21 points or less, which is the most in the NFL since Week 12 of 2022.

MOST GAMES 21 POINTS OR LESS ALLOWED – SINCE WEEK 12 OF 2022

RANK	TEAM	GAMES
1.	Pittsburgh Steelers	20
2.	Kansas City Chiefs	19
	San Francisco 49ers	19
4.	New Orleans Saints	18
5.	Baltimore Ravens	17

- Since the start of the 2019 season, the Steelers have limited 52 opponents to 21 points or less, which is the third-most in the NFL over that span.

MOST GAMES 21 POINTS OR LESS ALLOWED – SINCE 2019

RANK	TEAM	GAMES
1.	Buffalo Bills	55
2.	Baltimore Ravens	53
3.	Pittsburgh Steelers	52
4.	San Francisco 49ers	50
5.	Kansas City Chiefs	49

- Since the start of the 2019 season, Pittsburgh has limited its opponents to 24 points or less in 64 different games, which is the second-most in the NFL over that span.

MOST GAMES ALLOWING 24 POINTS OR LESS – SINCE 2019

RANK	TEAM	GAMES
1.	Buffalo Bills	66
2.	Pittsburgh Steelers	64
3.	Baltimore Ravens	63
4.	Kansas City Chiefs	58
	Three other teams tied with	57

MAKE A COMPLETE STOP IN THE RED ZONE

- Since the start of the 2019 season, Pittsburgh has allowed 50.8 percent red zone efficiency, which is the third-lowest in the NFL over that span.

LOWEST OPPONENT RED ZONE EFFICIENCY – SINCE 2019

RANK	TEAM	RZ EFF. %
1.	Denver Broncos	49.2
2.	Baltimore Ravens	50.0
3.	Pittsburgh Steelers	50.8
4.	N.Y. Giants	53.2
	Tampa Bay Buccaneers	53.2
	New England Patriots	53.2

NO FLY ZONE

- Since the start of the 2019 season, Pittsburgh opponents are averaging 210.4 passing yds/game, which is the fifth-fewest allowed in the NFL over that span.

FEWEST PASSING YARDS/GAME ALLOWED – SINCE 2019

RANK	TEAM	GAMES
1.	Buffalo Bills	199.4
2.	New England Patriots	203.7
3.	Cleveland Browns	204.3
4.	San Francisco 49ers	205.1
5.	Pittsburgh Steelers	210.4

- Since the start of the 2019 season, Pittsburgh is averaging an interception 3.3% per pass attempted, which is the second-best in the NFL over that span.

BEST PCT. OF INTERCEPTIONS/OPP. PASS ATTEMPTS – SINCE 2019

RANK	TEAM	INT/ATT
1.	New England Patriots	3.4
2.	Pittsburgh Steelers	3.3
3.	Buffalo Bills	3.0
4.	Dallas Cowboys	2.8
5.	San Francisco 49ers	2.7
	Green Bay Packers	2.7
	New Orleans Saints	2.7

- Pittsburgh has recorded 40 interceptions since the start of the 2022 season, which is the second-most in the NFL.

NFL MOST INTERCEPTIONS – SINCE 2022

RANK	TEAM	INT
1.	San Francisco 49ers	44
2.	Pittsburgh Steelers	40
3.	Chicago Bears	38
	Buffalo Bills	38
5.	Dallas Cowboys	36

- Pittsburgh has recorded 91 interceptions since the start of the 2019 season, which is the second-most in the NFL over the span.

NFL MOST INTERCEPTIONS – SINCE 2019

RANK	TEAM	INT
1.	New England Patriots	95
2.	Pittsburgh Steelers	91
3.	Buffalo Bills	86
4.	Dallas Cowboys	79
5.	New Orleans Saints	78

STEELERS GROUND THE PASSING GAME

- Pittsburgh has limited 41 opponents at or below a 60.0 completion percentage since the start of the 2019 season, which is the third-most in the NFL over the span.

MOST GAMES 60.0 OR LESS OPPONENT COMPLETION PCT. – SINCE 2019

RANK	TEAM	GAMES
1.	Cleveland Browns	43
2.	New Orleans Saints	42
3.	Pittsburgh Steelers	41
4.	Dallas Cowboys	35
5.	New England Patriots	33

- The Steelers have held 38 opponents under 200 passing yards since the start of the 2019 season, which is tied for the sixth-most in the NFL over the span.

MOST GAMES 200 OR LESS PASSING YARDS ALLOWED – SINCE 2019

RANK	TEAM	GAMES
1.	Buffalo Bills	47
2.	San Francisco 49ers	45
3.	Carolina Panthers	43
4.	New England Patriots	42
5.	Cleveland Browns	40
6.	Pittsburgh Steelers	38
	Denver Broncos	38

- Pittsburgh has held 77 opponents under 300 passing yards since the start of the 2019 season, which is tied for the second-most in the NFL over the span.

MOST GAMES 300 OR LESS PASSING YARDS ALLOWED – SINCE 2019

RANK	TEAM	GAMES
1.	New Orleans Saints	78
2.	Pittsburgh Steelers	77
	Green Bay Packers	77
	Cleveland Browns	77
5.	San Francisco 49ers	76

- Pittsburgh has allowed 300 or more passing yards in a game just eight times since the start of the 2019 season, which is tied for the second-fewest in the NFL over the span.

FEWEST 300-YARD+ PASSING YARDS ALLOWED – SINCE 2019

RANK	TEAM	GAMES
1.	New Orleans Saints	7
2.	Pittsburgh Steelers	8
	Green Bay Packers	8
	Cleveland Browns	8
5.	San Francisco 49ers	9

LIVING IN THE BACKFIELD

- Since the start of the 2019 season, Pittsburgh has registered 447 tackles for loss, which is the second-most in the NFL over that span.

MOST TACKLES FOR LOSS – SINCE 2019

RANK	TEAM	TFL
1.	Buffalo Bills	454
2.	Pittsburgh Steelers	447
3.	Tampa Bay Buccaneers	446
4.	Arizona Cardinals	435
5.	N.Y. Jets	429

- Since the start of the 2019 season, Pittsburgh has registered six or more tackles for loss in 36 games, which is the second-most in the NFL over that span.

MOST GAMES WITH 6+ TACKLES FOR LOSS – SINCE 2019

RANK	TEAM	GAMES
1.	Tampa Bay Buccaneers	38
2.	Pittsburgh Steelers	36
3.	N.Y. Jets	34
4.	Seattle Seahawks	33
	Buffalo Bills	33

STACKING UP SACKS

- The Steelers have registered a sack in 122 of their last 128 games, dating back to Nov. 6, 2016 at Baltimore (LB **T.J. Watt** did not play in four of those games without a sack).
- Pittsburgh has recorded a sack in 252 of **Mike Tomlin's** 277 career games as head coach.
- The Steelers have registered at least 1.0 sack in 79 games since the start of the 2019 season, which is tied for the second-most in the NFL over the span.

MOST GAMES WITH 1.0 SACK – SINCE 2019

RANK	TEAM	GAMES
1.	Tampa Bay Buccaneers	81
2.	Pittsburgh Steelers	79
	New Orleans Saints	79
	Dallas Cowboys	79
	Miami Dolphins	79

- The Steelers have registered at least 2.0 sacks in 67 games since the start of the 2019 season, which is tied for the most in the NFL over the span.

MOST GAMES WITH 2.0 SACKS – SINCE 2019

RANK	TEAM	GAMES
1.	Pittsburgh Steelers	67
	L.A. Rams	67
3.	San Francisco 49ers	65
4.	Tampa Bay Buccaneers	64
5.	New Orleans Saints	63
	Cleveland Browns	63

- The Steelers have registered at least 3.0 sacks in 47 games since the start of the 2019 season, which is the most in the NFL over the span.

MOST GAMES WITH 3.0 SACKS – SINCE 2019

RANK	TEAM	GAMES
1.	Pittsburgh Steelers	47
2.	Tampa Bay Buccaneers	44
	L.A. Rams	44
4.	Kansas City Chiefs	43
	New Orleans Saints	42

- Pittsburgh has recorded at least 4.0 sacks in 32 games since the start of the 2019, which is the most in the NFL over the span.

MOST GAMES WITH 4.0 SACKS – SINCE 2019

RANK	TEAM	GAMES
1.	Pittsburgh Steelers	32
2.	Tampa Bay Buccaneers	25
	Kansas City Chiefs	25
4.	Philadelphia Eagles	24
	Indianapolis Colts	24
	Minnesota Vikings	24

- The Steelers have registered 5.0 or more sacks in 15 games since the start of the 2019 season, which is tied for the second-most in the NFL over the span.

MOST GAMES WITH 5.0 SACKS – SINCE 2019

RANK	TEAM	GAMES
1.	Philadelphia Eagles	16
2.	Pittsburgh Steelers	15
	Tampa Bay Buccaneers	15
4.	L.A. Rams	14
	Dallas Cowboys	14
	Baltimore Ravens	14

- Pittsburgh has recorded 6.0 or more team sacks 62 times since sacks became an official statistic in 1982. In those 62 games, the Steelers have a 51-10-1 (.831) record and has outscored its opponents 1,541-826.

RECORD WHEN RECORDING 6.0+ SACKS

DATE	OPPONENT	SACKS	RESULT
09/18/2023	vs. Cleveland Browns	6.0	W, 26-22
01/08/2023	vs. Cleveland Browns	7.0	W, 28-14
09/11/2022	at Cincinnati Bengals	7.0	W, 23-20
01/03/2022	vs. Cleveland Browns	9.0	W, 26-14
12/05/2021	vs. Baltimore Ravens	7.0	W, 20-19
09/20/2020	vs. Denver Broncos	7.0	W, 26-21
09/30/2019	vs. Cincinnati Bengals	8.0	W, 27-3
11/18/2018	at Jacksonville Jaguars	6.0	W, 20-16
10/07/2018	vs. Atlanta Falcons	6.0	W, 41-17
09/09/2018	at Cleveland Browns	7.0	T, 21-21
12/31/2017	vs. Cleveland Browns	6.0	W, 28-24
12/25/2017	at Houston Texans	7.0	W, 34-6
09/10/2017	at Cleveland Browns	7.0	W, 21-18
11/20/2016	at Cleveland Browns	8.0	W, 24-9
01/03/2016	at Cleveland Browns	7.0	W, 28-12
11/15/2015	vs. Cleveland Browns	6.0	W, 30-9
12/21/2014	vs. Kansas City Chiefs	6.0	W, 20-12
12/23/2012	vs. Cincinnati Bengals	6.0	L, 10-13
11/21/2010	vs. Oakland Raiders	6.0	W, 35-3
10/17/2010	vs. Cleveland Browns	6.0	W, 28-10
10/11/2009	at Detroit Lions	7.0	W, 28-20
11/03/2008	at Washington Redskins	7.0	W, 23-6
10/19/2008	at Cincinnati Bengals	7.0	W, 38-10
11/05/2007	vs. Baltimore Ravens	6.0	W, 38-7
09/09/2007	at Cleveland Browns	6.0	W, 34-7
10/29/2006	at Oakland Raiders	6.0	L, 13-20
09/24/2006	vs. Cincinnati Bengals	6.0	L, 20-28
12/24/2005	at Cleveland Browns	8.0	W, 41-0
09/18/2005	at Houston Texans	8.0	W, 27-7
12/23/2002	at Tampa Bay Buccaneers	6.0	W, 17-7
12/15/2002	vs. Carolina Panthers	6.0	W, 30-14
12/23/2001	vs. Detroit Lions	6.0	W, 47-14
11/11/2001	at Cleveland Browns	7.0	W, 15-12
10/21/2001	at Tampa Bay Buccaneers	10.0	W, 17-10
12/24/2000	at San Diego Chargers	6.0	W, 34-21
10/01/2000	at Jacksonville Jaguars	7.0	W, 24-13
11/14/1999	vs. Cleveland Browns	6.0	L, 15-16
10/25/1999	vs. Atlanta Falcons	7.0	W, 13-9
10/18/1998	vs. Baltimore Ravens	7.0	W, 16-6
11/30/1997	at Arizona Cardinals	10.0	W, 26-20
09/28/1997	vs. Houston Oilers	7.0	W, 37-24
11/17/1996	vs. Jacksonville Jaguars	6.0	W, 28-3
11/03/1996	vs. St. Louis Rams	6.0	W, 42-6
10/13/1996	vs. Cincinnati Bengals	10.0	W, 20-10
12/03/1995	vs. Houston Oilers	6.0	W, 21-7
10/29/1995	vs. Jacksonville Jaguars	7.0	W, 24-7
11/14/1994	vs. Buffalo Bills	7.0	W, 23-10
11/06/1994	at Houston Oilers	6.0	W, 12-9
10/03/1994	vs. Houston Oilers	6.0	W, 30-14
11/29/1992	at Cincinnati Bengals	10.0	W, 21-9
09/09/1990	at Cleveland Browns	7.0	L, 3-13
09/28/1986	at Houston Oilers	6.0	W, 22-16
10/20/1985	vs. St. Louis Cardinals	6.0	W, 23-10
09/16/1985	at Cleveland Browns	6.0	L, 7-17
11/19/1984	at New Orleans Saints	6.0	L, 24-27
10/21/1984	at Indianapolis Colts	6.0	L, 16-17
10/01/1984	vs. Cincinnati Bengals	6.0	W, 38-17
10/10/1983	at Cincinnati Bengals	9.0	W, 24-14
09/18/1983	at Houston Oilers	6.0	W, 40-28
09/04/1983	vs. Denver Broncos	7.0	L, 10-14
12/19/1982	at Cleveland Browns	6.0	L, 9-10
12/05/1982	vs. Kansas City Chiefs	8.0	W, 35-14

- The Steelers have registered 6.0 or more sacks in seven games since the start of the 2019 season, which is tied for the third-most in the NFL over the span.

MOST GAMES WITH 6.0 SACKS – SINCE 2019

RANK	TEAM	GAMES
1.	Philadelphia Eagles	11
2.	New Orleans Saints	8
3.	Pittsburgh Steelers	7
	Buffalo Bills	7
	Tampa Bay Buccaneers	7
	L.A. Rams	7

- The Steelers have registered 7.0 or more sacks in six games since the start of the 2019 season, which is the most in the NFL over the span.

MOST GAMES WITH 7.0 SACKS – SINCE 2019

RANK	TEAM	GAMES
1.	Pittsburgh Steelers	6
2.	Philadelphia Eagles	5
3.	Buffalo Bills	4
	New Orleans Saints	4
	Washington Commanders	4

- Pittsburgh has registered 8.0 or more sacks in two games since the start of the 2019 season, which is tied for the second-most in the NFL over the span.

MOST GAMES WITH 8.0 SACKS – SINCE 2019

RANK	TEAM	GAMES
1.	Philadelphia Eagles	3
2.	Pittsburgh Steelers	2
	Five other teams tied with	2

BLITZBURGH

- The Steelers have recorded 50 or more sacks in five of the last seven seasons. In 2021, Pittsburgh became the first team in the NFL to record 50 or more sacks in five consecutive seasons since Washington, Chicago and Dallas (1983-87).
- The Steelers have eclipsed the 50-sack plateau 11 times since sacks became an official statistic in 1982.

NFL MOST 50-SACK SEASONS – SINCE 1982

RANK	TEAM	SEASONS
1.	Pittsburgh Steelers	11
	Philadelphia Eagles	11
3.	L.A. Rams	10
4.	New Orleans Saints	9
5.	Kansas City Chiefs	8

- Pittsburgh has led the League in sacks in five of the previous seven seasons, including five straight seasons (2017-21). The Steelers were the first team in NFL history to lead the NFL in sacks in five straight seasons.
- Since the start of the 2019 season, Pittsburgh is averaging a sack 9.2% of the time, which is best in the NFL over that span.

BEST PCT. OF SACKS/OPPONENT PASS ATTEMPTS – SINCE 2019

RANK	TEAM	SK/ATT
1.	Pittsburgh Steelers	9.2
2.	Philadelphia Eagles	8.0
3.	L.A. Rams	8.0
4.	New Orleans Saints	7.9
	Buffalo Bills	7.9

- The Steelers rank in the top three in sacks dating back to the start of every season since 1982 (except 2021, 2022 and 2023).

MOST SACKS DATING BACK

YEAR	SACKS	NFL RANK	SECOND IN NFL
2023	51	14th	Baltimore, 67 (1st)
2022	91	16th	Kansas City, 116 (1st)
2021	146	5th	Baltimore, 149 (1st)
2020	202	1st	Philadelphia, 193
2019	256	1st	Tampa Bay, 237
2018	308	1st	Philadelphia/New Orleans, 280
2017	364	1st	L.A. Rams, 324
2016	402	1st	L.A. Rams, 355
2015	450	1st	L.A. Rams, 396
2014	483	1st	Philadelphia, 438
2013	517	1st	L.A. Rams, 489
2012	554	1st	L.A. Rams, 541
2011	589	1st	L.A. Rams, 580
2010	637	1st	L.A. Rams, 623
2009	684	1st	L.A. Rams, 648
2008	735	1st	Philadelphia, 686
2007	771	1st	Philadelphia/Minnesota, 723
2006	810	1st	Philadelphia, 763
2005	857	1st	Philadelphia, 792
2004	898	1st	Philadelphia, 839
2003	933	1st	Philadelphia, 877
2002	983	1st	Philadelphia, 933
2001	1,038	1st	Philadelphia, 978
2000	1,077	1st	Philadelphia, 1,028
1999	1,116	1st	Philadelphia, 1,065
1998	1,155	1st	Philadelphia, 1,107
1997	1,205	1st	Philadelphia, 1,150
1996	1,256	1st	Philadelphia, 1,190
1995	1,298	1st	Philadelphia, 1,238
1994	1,353	1st	Philadelphia, 1,280
1993	1,395	1st	Philadelphia, 1,316
1992	1,431	1st	Philadelphia, 1,371
1991	1,469	1st	Philadelphia, 1,426
1990	1,503	1st	Philadelphia, 1,471
1989	1,534	1st	Philadelphia, 1,533 (1st)
1988	1,553	2nd	Philadelphia, 1,575 (1st)
1987	1,579	2nd	Philadelphia, 1,632 (1st)
1986	1,622	2nd	Philadelphia, 1,685 (1st)
1985	1,658	2nd	Philadelphia, 1,738 (1st)
1984	1,705	2nd	Philadelphia, 1,798 (1st)
1983	1,755	2nd	Philadelphia, 1,834 (1st)
1982	1,789	2nd	Philadelphia, 1,864 (1st)

- Pittsburgh has registered 34 strip sacks since the start of the 2019 season, which is tied for the fourth-most in the NFL over the span.

MOST STRIP SACKS – SINCE 2019

RANK	TEAM	STRIP SACKS
1.	Tampa Bay Buccaneers	42
2.	Baltimore Ravens	37
3.	Arizona Cardinals	36
4.	Pittsburgh Steelers	34
	Philadelphia Eagles	34

STEELERS TAKEAWAYS

- Pittsburgh has registered 142 takeaways since the start of the 2019 season, which is the most in the NFL over the span.

NFL MOST TAKEAWAYS – SINCE 2019

RANK	TEAM	TAKEAWAYS
1.	Pittsburgh Steelers	142
3.	New England Patriots	138
2.	Buffalo Bills	140
4.	Dallas Cowboys	135
5.	Tampa Bay Buccaneers	129
	San Francisco 49ers	129

- The Steelers have forced a turnover in 67 games since the start of the 2019 season, which is tied for the sixth-most in the NFL over the span.

NFL MOST GAMES WITH AT LEAST ONE TAKEAWAY – SINCE 2019

RANK	TEAM	GAMES
1.	New England Patriots	69
	Tampa Bay Buccaneers	69
	Minnesota Vikings	69
	Baltimore Ravens	69
5.	Indianapolis Colts	68
6.	Pittsburgh Steelers	67
	Buffalo Bills	67

- The Steelers have forced multiple turnovers in 45 games since the start of the 2019 season, which leads the NFL over the span.

NFL MOST GAMES WITH MULTIPLE TAKEAWAYS – SINCE 2019

RANK	TEAM	GAMES
1.	Pittsburgh Steelers	46
2.	Indianapolis Colts	41
	Buffalo Bills	41
4.	Dallas Cowboys	40
	San Francisco 49ers	40

- Pittsburgh has forced three or more turnovers in 19 games since the start of the 2019 season, which is tied for the second-most in the NFL over the span.

MOST GAMES WITH THREE TAKEAWAYS – SINCE 2019

RANK	TEAM	GAMES
1.	Dallas Cowboys	21
2.	Pittsburgh Steelers	19
	New Orleans Saints	19
4.	New England Patriots	18
5.	Buffalo Bills	17

- Pittsburgh has forced four or more turnovers in eight games since the start of the 2019 season, which is the fifth-most in the NFL over the span.

MOST GAMES WITH FOUR TAKEAWAYS – SINCE 2019

RANK	TEAM	GAMES
1.	Dallas Cowboys	11
	Buffalo Bills	11
3.	New England Patriots	9
	San Francisco 49ers	9
5.	Pittsburgh Steelers	8

- Pittsburgh has registered 410 points off turnovers since the start of the 2019 season, which is the sixth-most in the NFL over the span.

NFL MOST POINTS OFF TURNOVERS – SINCE 2019

RANK	TEAM	PTS OFF TO
1.	Dallas Cowboys	466
2.	Tampa Bay Buccaneers	458
3.	Baltimore Ravens	444
4.	New England Patriots	435
	Green Bay Packers	435
6.	Pittsburgh Steelers	410

PITTSBURGH 311

- The Steelers have held 39 opponents to 311 total yards or less since the start of the 2019 season, which is tied for the fifth-most in the NFL over the span.

MOST GAMES OF 311 YARDS ALLOWED OR LESS – SINCE 2019

RANK	TEAM	GAMES
1.	San Francisco 49ers	50
2.	Buffalo Bills	46
3.	Baltimore Ravens	41
4.	New England Patriots	40
5.	Pittsburgh Steelers	39
	Cleveland Browns	39

THREE OF A KIND

- Since 2020, only one team has had three players with at least 26.5 sacks, 60 quarterback hits and 42 tackles for loss. Pittsburgh's **T.J. Watt**, **Cameron Heyward** and **Alex Highsmith** each meet the criteria above.

THREE TEAMMATES WITH 26.5 SACKS, 60 QBH, 42 TFL – SINCE 2020

TEAM	NAME	SACKS	QBH	TFL
Pittsburgh Steelers	T.J. Watt	64.0	133	75
	Cameron Heyward	26.5	64	42
	Alex Highsmith	30.5	60	42

HEYWARD, WATT DYNAMIC DUO

- LB **T.J. Watt** and DT **Cameron Heyward** have registered 98.5 and 80.5 career sacks, respectively. Heyward will likely surpass James Harrison's previous franchise record of 80.5 sacks (Watt did in Week 2 of 2023 vs. Cleveland).
- Watt (98.5) and Heyward (80.5) have combined for 179.0 sacks, 13 Pro Bowl selections, seven All-Pro nods, 380 QB hits, 229 tackles for loss, 35 forced fumbles, 27 takeaways, 24 strip sacks, 18 fumble recoveries and nine interceptions.
- With Watt and Heyward both staring down opposing offenses in 2024, the Steelers defense features the most accomplished pass-rushing duo in the NFL.

WATT, HEYWARD HALL OF FAME TANDEM

STATISTIC	TOTAL
Total Seasons Played	20
Pro Bowls	13
All-Pro Selections	7
Games Played	302
Sacks	179.0
Quarterback Hits	380
Tackles For Loss	229
Forced Fumbles	35
Takeaways	27
Strip Sacks	24
Fumble Recoveries	18
Interceptions	9
Seasons of 12.0+ Sacks	6
Seasons of 10.0+ Sacks	8

- Watt has 98.5 sacks in his career, while Heyward has 80.5 sacks. The Steelers became the first team to feature multiple players with 80.0+ career sacks since the Arizona Cardinals (J.J. Watt/Chandler Jones) in 2021.
- Heyward and Watt are the only current set of teammates in the NFL with 75.0+ career sacks.

TEAMS FEATURING MULTIPLE PLAYERS WITH 75+ CAREER SACKS

TEAM	NAME	SACKS
Pittsburgh Steelers	Cameron Heyward	80.5
	T.J. Watt	98.5

STEELERS DEFENSE NO STRANGER TO ENDZONE

- Pittsburgh recorded multiple defensive TDs in Week 2 of 2023 vs. Cleveland, which was the first time since Week 14 of 2010 (vs. Cincinnati) when LaMarr Woodley (14 yards) and Troy Polamalu (45 yards) had interception returns for TD.
- The Steelers have had multiple defensive TDs in a game three times since 2000.

STEELERS GAME WITH MULTIPLE DEFENSIVE SCORES – SINCE 2000

DATE	DEFENSIVE SCORE	OPP.	RESULT
09/18/2023	T.J. Watt 16-yard FR	vs. CLE	W, 26-22
09/18/2023	Alex Highsmith 30-yard INT	vs. CLE	W, 26-22
12/12/2010	LaMarr Woodley 14-yard INT	vs. CIN	W, 23-7
12/12/2010	Troy Polamalu 45-yard INT	vs. CIN	W, 23-7
10/25/2009	LaMarr Woodley 77-yard FR	vs. MIN	W, 27-17
10/25/2009	Keyaron Fox 82-yard INT	vs. MIN	W, 27-17

- Below is a look at Pittsburgh's most recent defensive scores. The Steelers are 58-5 (.921) when producing a defensive score. Pittsburgh is 49-4 (.925) when scoring a defensive TD and 9-1 (.900) when recording a safety.

STEELERS DEFENSIVE SCORES – SINCE 2000

DATE	DEFENSIVE SCORE	OPP.	RESULT
09/18/2023	T.J. Watt 16-yard FR	vs. CLE	W, 26-22
09/18/2023	Alex Highsmith 30-yard INT	vs. CLE	W, 26-22
09/11/2022	Minkah Fitzpatrick 31-yard INT	at CIN	W, 23-20 (ot)
12/02/2020	Joe Haden 14-yard INT	vs. BLT	W, 19-14
11/01/2020	Robert Spillane 33-yard INT	at BLT	W, 28-24
10/18/2020	Minkah Fitzpatrick 33-yard INT	vs. CLE	W, 38-7
09/20/2020	Derek Watt safety (Sam Martin)	vs. DEN	W, 26-21
11/10/2019	Minkah Fitzpatrick 43-yard FR	vs. LAR	W, 17-12
11/03/2019	Minkah Fitzpatrick 96-yard INT	vs. IND	W, 26-24
10/13/2019	Devin Bush 9-yard FR	at LAC	W, 24-17
11/08/2018	Vince Williams 17-yard INT	vs. CAR	W, 52-21
10/28/2018	Team safety	vs. CLE	W, 33-18
10/07/2018	L.J. Fort 0-yard FR	vs. ATL	W, 41-17
09/24/2018	Bud Dupree 10-yard INT	at TB	W, 30-27
09/16/2018	Artie Burns safety (Kareem Hunt)	vs. KC	L, 42-37
10/15/2017	Team safety	at KC	W, 19-13
12/04/2016	Team safety	vs. NYG	W, 24-14
11/20/2016	Javon Hargrave 0-yard FR	at CLE	W, 24-9
12/13/2015	William Gay 23-yard INT	at CIN	W, 33-20
10/12/2015	Valentino Blake 70-yard INT	at SD	W, 24-20
12/14/2014	William Gay 52-yard INT	at ATL	W, 27-20
11/17/2014	William Gay 28-yard INT	at TEN	W, 27-24
10/26/2014	Team safety	vs. IND	W, 51-34
10/26/2014	William Gay 33-yard INT	vs. IND	W, 51-34
10/05/2014	Brice McCain 22-yard INT	at JAX	W, 17-9
09/21/2014	Robert Golden 0-yard FR	at CAR	W, 37-19
12/22/2013	Cortez Allen 40-yard INT	at GB	W, 38-31
12/08/2013	Troy Polamalu 19-yard INT	vs. MIA	L, 34-28
11/24/2013	William Gay 21-yard INT	at CLE	W, 27-11
11/25/2012	Lawrence Timmons 53-yard INT	at CLE	L, 20-14
10/23/2011	Team safety	at ATL	W, 32-20
09/25/2011	Troy Polamalu 16-yard FR	at IND	W, 23-20
12/12/2010	LaMarr Woodley 14-yard INT	vs. CIN	W, 23-7
12/12/2010	Troy Polamalu 45-yard INT	vs. CIN	W, 23-7
09/26/2010	Brett Keisel 79-yard INT	at TB	W, 38-13
11/09/2009	Robert Ayers Jr. 54-yard FR	at DEN	W, 28-10
10/25/2009	LaMarr Woodley 77-yard FR	vs. MIN	W, 27-17
10/25/2009	Keyaron Fox 82-yard INT	vs. MIN	W, 27-17
12/28/2008	Tyrone Carter 32-yard INT	vs. CLE	W, 31-0
12/07/2008	Deshea Townsend 25-yard INT	vs. DAL	W, 20-13
11/16/2008	James Harrison safety (Philip Rivers)	vs. SD	W, 11-10
09/29/2008	LaMarr Woodley 7-yard FR	vs. BLT	W, 23-20 (ot)
12/20/2007	Ike Taylor 51-yard INT	at STL	W, 41-24
09/23/2007	Bryant McFadden 50-yard INT	vs. SF	W, 37-16
10/15/2006	Rian Wallace 30-yard INT	vs. KC	W, 45-7
09/07/2006	Joey Porter 42-yard INT	vs. MIA	W, 28-17
12/18/2005	Larry Foote safety (Michael Bennett)	at MIN	W, 18-3
11/06/2005	Troy Polamalu 77-yard FR	at GB	W, 20-10
01/02/2005	James Harrison 18-yard FR	at BUF	W, 29-24
11/21/2004	James Farrior 14-yard INT	at CIN	W, 19-14
11/14/2004	Russell Stuvaints 24-yard FR	at CLE	W, 24-10
10/31/2004	Deshea Townsend 39-yard INT	vs. NE	W, 34-20
10/03/2004	Troy Polamalu 26-yard INT	vs. CIN	W, 28-17
12/21/2003	Deshea Townsend 25-yard INT	vs. SD	W, 40-24
09/14/2003	Chad Scott 26-yard INT	at KC	L, 41-20
12/23/2002	Chad Scott 30-yard INT	at TB	W, 17-7
01/06/2002	Troy Edwards 32-yard FR	vs. CLE	W, 28-7
12/23/2001	Jason Gildon 27-yard FR	vs. DET	W, 47-14
11/25/2001	Chad Scott 45-yard INT	at TEN	W, 34-24
10/14/2001	Chad Scott 61-yard INT	at KC	W, 20-17
09/30/2001	Dewayne Washington 63-yard FR	at BUF	W, 20-3
11/26/2000	Jason Gildon 22-yard FR	at CIN	W, 48-28
11/12/2000	Joey Porter 32-yard FR	vs. PHI	L, 26-23 (ot)
10/15/2000	Joey Porter safety (Scott Mitchell)	vs. CIN	W, 15-0

TAKE DOWN FOR WATT

- Since entering the NFL in 2017, Pittsburgh LB **T.J. Watt** leads all players with 98.5 sacks in 106 games played. He opened the season with a sack in both Week 1 and Week 2.
- With 1.5 sacks vs. L.A. Chargers on Sunday – a mark he has hit or surpassed 27 times in his career – Watt will surpass Pro Football Hall of Famer DeMarcus Ware (113 games) as the second-fastest player to reach 100 career sacks since 1982, when the individual sack became an official statistic. Only Pro Football Hall of Famer Reggie White (96) reached the milestone in fewer games.

FEWEST GAMES TO 100.0 CAREER SACKS - SINCE 1982

RANK	PLAYER	GAMES
1.	Reggie White	96
2.	DeMarcus Ware	113
3.	Bruce Smith	115
--	T.J. Watt	106

- Watt is the first player since 1982, when the individual sack became an official statistic, to lead the League in sacks three times (2020, 2021 and 2023).
- Watt surpassed his brother J.J. Watt, Reggie White, DeMarcus Ware, Michael Strahan, Kevin Greene, Mark Gastineau and Jared Allen, who each led the League in sack twice.
- Watt is off to a record-setting pace for sacks to open his NFL career. He has averaged 0.93 sacks/game since entering the League back in 2017, which is the best in NFL history (min. 100 games started).

SACKS PER GAME LEADERS – SINCE 1982 (MIN. 100 GAMES STARTED)

RANK	PLAYER	SACKS/GM
1.	T.J. Watt	0.93
2.	Reggie White	0.85
3.	Lawrence Taylor	0.79
4.	DeMarcus Ware	0.78
5.	Dexter Manley	0.77

- Watt's 98.5 career sacks are the fourth-most by a player in his first eight seasons in the NFL since 1982, when the individual sack became an official statistic.

MOST SACKS IN FIRST EIGHT SEASONS – SINCE 1982

RANK	PLAYER, YEARS	SACKS
1.	Reggie White, 1985-91	124.0
2.	DeMarcus Ware, 2005-11	111.0
3.	Jared Allen, 2004-11	105.0
4.	T.J. Watt, 2017-24	98.5
5.	Aaron Donald, 2014-21	98.0
	Derrick Thomas, 1989-96	98.0
	Von Miller, 2011-18	98.0
8.	Chandler Jones, 2012-19	96.0
9.	Richard Dent, 1983-90	93.0
10.	Simeon Rice, 1996-2003	92.5

- Watt has climbed the chart for most sacks following each season of his career.

NFL SACK LEADERS – BY YEARS IN THE LEAGUE

SACKS	T.J. WATT (RANK)	LEADER
1 Season	7.0 (t-77th)	Jevon Kearse (14.5)
2 Seasons	20.0 (t-21st)	Aldon Smith (33.5)
3 Seasons	34.5 (t-11th)	Reggie White (52.0)
4 Seasons	49.5 (6th)	Reggie White (70.0)
5 Seasons	72.0 (3rd)	Reggie White (81.0)
6 Seasons	77.5 (3rd)	Reggie White (95.0)
7 Seasons	96.5 (3rd)	Reggie White (110.0)
8 Seasons	98.5 (4th)	Reggie White (124.0)

- Watt has recorded at least two quarterback hits, two tackles for loss and 2.0 sacks in 15 different games since the start of the 2017 season, which is tied for the most in the League over the span.

MOST GAMES WITH 2+ QBH, 2+ TFL, 2.0+ SACKS – SINCE 2017

RANK	PLAYER, TEAM	GAMES
1.	T.J. Watt, Pittsburgh Steelers	15
	Cameron Jordan, New Orleans Saints	15
	Aaron Donald, L.A. Rams	15
4.	Three players tied with	11

- Watt became the fourth player since 1982, when the individual sack became an official statistic, to record at least 2.0 sacks in 22 or more games in his first seven seasons in the NFL, joining Pro Football Hall of Famers Reggie White (30 games), Simeon Rice (23), Richard Dent (23) and Jared Allen (22).
- Watt has recorded at least 2.0 sacks in 22 different games since the start of the 2017 season, which is the most in the League over the span.

MOST 2.0+ SACK GAMES – SINCE 2017

RANK	PLAYER, TEAM	GAMES
1.	T.J. Watt, Pittsburgh Steelers	22
2.	Cameron Jordan, New Orleans Saints	17
	Myles Garrett, Cleveland Browns	17
	Aaron Donald, L.A. Rams	17
5.	Three players tied with	14

- Watt has recorded at least 2.0 sacks in 22 different games since entering the NFL in 2017, which is tied for the seventh-most in a player's first right NFL seasons since 1982.

MOST 2.0+ SACK GAMES IN FIRST EIGHT NFL SEASONS – SINCE 1982

RANK	PLAYER, TEAM	GAMES
1.	Reggie White, Philadelphia Eagles	33
2.	Jared Allen, Minnesota Vikings	28
3.	Simeon Rice, Tampa Bay Buccaneers	27
4.	Richard Dent, Chicago Bears	25
5.	J.J. Watt, Houston Texans	24
	Lawrence Taylor, N.Y. Giants	24
7.	T.J. Watt, Pittsburgh Steelers	22
	Bruce Smith, Buffalo Bills	22
	DeMarcus Ware, Dallas Cowboys	22
10.	Derrick Thomas, Kansas City Chiefs	21
	Dexter Manley, Washington Commanders	21

- Watt has 1.0 sack in 62 career games, which is the seventh-most career games with at least 1.0 sack in a player's first eight NFL seasons since 1982, when the individual sack became an official statistic. Only Pro Football Hall of Famers DeMarcus Ware (75 games) and Reggie White (72) as well as Von Miller (71), Aaron Donald (66), Chandler Jones and Jared Allen (65) have more.

MOST 1.0+ SACK GAMES IN FIRST EIGHT NFL SEASONS – SINCE 1982

RANK	PLAYER, TEAM	GAMES
1.	DeMarcus Ware, Dallas Cowboys	75
2.	Reggie White, Philadelphia Eagles	72
3.	Von Miller, Denver Broncos	71
4.	Aaron Donald, L.A. Rams	66
	Chandler Jones, Arizona Cardinals	66
	Jared Allen, Minnesota Vikings	66
7.	T.J. Watt, Pittsburgh Steelers	62
	Myles Garrett, Cleveland Browns	62
9.	Ryan Kerrigan, Washington Commanders	61
10.	Four players tied with	59

- Watt is one of four players in NFL history with at least 98.5 sacks, 111 tackles for loss, 203 quarterback hits, 27 forced fumbles, 20 strip sacks and 11 fumble recoveries.

NAME	SACKS	TFL	QBH	FF	FR	STRIP SACKS
Terrell Suggs	139.0	142	215	39	15	35
Chandler Jones	112.0	121	210	34	13	30
Jared Allen	136.0	115	236	31	19	26
T.J. Watt	98.5	111	203	27	11	20

- Watt ranks among the top eight active players in sacks (5th), tackles for loss (8th), quarterback hits (4th), forced fumbles (t-3rd), fumble recoveries (t-4th) and strip sacks (2nd).

ACTIVE NFL LEADERS

CATEGORY	T.J. WATT (RANK)	LEADER
Sacks	98.5 (5th)	124.5 (Von Miller)
Tackles for Loss	111 (8th)	177 (Calais Campbell)
Quarterback Hits	203 (4th)	255 (Calais Campbell)
Forced Fumbles	27 (t-3rd)	30 (Khalil Mack)
Fumble Recoveries	11 (t-4th)	18 (Lavonte David)
Strip Sacks	20 (2nd)	23 (Khalil Mack)

- Watt played in his 100th NFL game vs. New England in Week 14 of 2023. Here's an interesting look where he ranked in sacks, tackles for loss, quarterback hits, strip sacks, forced fumbles and fumble recoveries among NFL players over their first 100 career games played.

NFL LEADERS – FIRST 100 GAMES PLAYED

CATEGORY	T.J. WATT (RANK)	LEADER
Sacks	91.5 (2nd)	105.0 (Reggie White)
Tackles for Loss	102 (t-4th)	150 (J.J. Watt)
Quarterback Hits	189 (2nd)	238 (J.J. Watt)
Forced Fumbles	26 (t-4th)	35 (Dwight Freeney)
Fumble Recoveries	10 (t-11th)	13 (J.J. Watt)
Strip Sacks	19 (t-7th)	31 (Robert Mathis)

- Watt became the fourth player since 1982 with at least 19.0 sacks in two of his first seven NFL seasons, joining DeMarcus Ware, his brother, J.J. Watt and Mark Gastineau.
- Watt is the first player in franchise history with at least 19.0 sacks in multiple seasons.
- His two seasons with at least 19.0 sacks are tied for the most in NFL history by a player in their first seven seasons in the League.

MOST 19.0+ SACK SEASONS IN FIRST SEVEN YEARS – SINCE 1982

RANK	PLAYER	SEASONS
1.	T.J. Watt	2
	DeMarcus Ware	2
	J.J. Watt	2
	Mark Gastineau	2

- His two seasons with at least 19.0 sacks are tied for the most in NFL history.

MOST 19.0+ SACK SEASONS – SINCE 1982

RANK	PLAYER	SEASONS
1.	T.J. Watt	2
	DeMarcus Ware	2
	J.J. Watt	2
	Mark Gastineau	2

- Watt had 19.0 sacks in 2023 and was the fourth player since 1982, when the individual sack became an official statistic, with at least 15.0 sacks in three of his first seven seasons, joining Pro Football Hall of Famer Reggie White (four seasons), DeMarcus Ware (three seasons) and brother J.J. Watt (three seasons).
- Watt's three seasons with at least 15.0 sacks are the most by a Steelers player in their first seven seasons in the League.

MOST 15.0+ SACK SEASONS BY STEELER IN FIRST SEVEN YEARS – SINCE 1982

RANK	PLAYER	SEASONS
1.	T.J. Watt	3
2.	Two players tied with	1

- His three seasons with at least 15.0 sacks are tied for the second-most in NFL history by a player in their first seven seasons in the League.

MOST 15.0+ SACK SEASONS IN FIRST SEVEN YEARS – SINCE 1982

RANK	PLAYER	SEASONS
1.	Reggie White	4
2.	T.J. Watt	3
	DeMarcus Ware	3
	J.J. Watt	3
5.	13 players tied with	2

- His three seasons with at least 15.0 sacks are tied for the third-most in NFL history.

MOST 15.0+ SACK SEASONS – SINCE 1982

RANK	PLAYER	SEASONS
1.	Reggie White	5
2.	J.J. Watt	4
3.	T.J. Watt	3
	Six other players tied with	3

- Watt is the fourth player since 1982, when the individual sack became an official statistic, to register 90.0 or more sacks, 25 or more forced fumbles and seven or more interceptions.

NFL PLAYERS WITH 90-25-7 IN CAREER – SINCE 1982

RANK	PLAYER	SACKS	FF	INT
1.	T.J. Watt	96.5	27	7
2.	Julius Peppers	158.5	31	11
3.	Terrell Suggs	139.0	39	7
4.	Jason Taylor	139.5	42	8

- Watt is the first player since 1982, when the individual sack became an official statistic, to register 85.0 or more sacks, 25 or more forced fumbles and seven or more interceptions in his first 100 career games.

FEWEST GAMES TO 85-25-7 IN NFL CAREER - SINCE 1982

RANK	PLAYER	GAMES
1.	T.J. Watt	93
2.	Julius Peppers	123
3.	Terrell Suggs	150
4.	Jason Taylor	157

- Watt has registered 53.0 sacks in the second half/OT since the start of the 2017 season, which are the most in the NFL.

MOST SACKS IN SECOND HALF/OVERTIME – SINCE 2017

RANK	PLAYER, TEAM	SACKS
1.	T.J. Watt, Pittsburgh Steelers	53.0
2.	Aaron Donald, L.A. Rams	51.0
3.	Myles Garrett, Cleveland Browns	44.5
4.	Khalil Mack, L.A. Chargers	39.5
5.	Danielle Hunter, Minnesota Vikings	38.5

- In 2023, Watt became the second player since 1982, when the individual sack became an official statistic, with at least 19.0 sacks, 19 tackles for loss, 36 quarterback hits, four forced fumbles and three fumble recoveries.
- Watt is the first player to do it twice.

NAME	YEAR	SACKS	TFL	QBH	FF	FR
T.J. Watt	2023	19.0	19	36	4	3
T.J. Watt	2021	22.5	21	39	5	3
J.J. Watt	2014	20.5	29	50	4	5

- In 2023, Watt ranked in the top-five in the NFL in sacks, tackles for loss, quarterback hits, forced fumbles and fumble recoveries, which marked the season time in three years (2021, 2023) he has done so in the game season.
- J.J. Watt is the only other player to accomplish the feat since 2012.

NFL TOP FIVE IN SACKS, TFL, QBH, FF AND FR – SINCE 2012

PLAYER	SCK	RK	TFL	RK	QBH	RK	FF	RK	FR	RK
T.J. Watt, 2023	19.0	1	19	5	36	1	4	t-5	3	t-3
T.J. Watt, 2021	22.5	1	21	t-1	39	1	5	t-5	3	t-1
J.J. Watt, 2014	20.5	2	29	1	51	1	4	t-3	5	1

- Watt’s 19.0 sacks were the most in the NFL in 2023.

NFL SACK LEADERS – 2023

RANK	PLAYER, TEAM	SACKS
1.	T.J. Watt, Pittsburgh Steelers	19.0
2.	Trey Hendrickson, Cincinnati Bengals	17.5
	Josh Allen, Jacksonville Jaguars	17.5
4.	Khalil Mack, L.A. Chargers	17.0
5.	Danielle Hunter, Minnesota Vikings	16.5

- Watt intercepted a pass from Rams QB Matthew Stafford at the Rams’ 31-yard line and returned it 24 yards to setup a Steelers’ touchdown that gave them a 10-9 third-quarter lead in Week 7 of 2023.
- Watt registered his first interception of the season and seventh of his career (2017-23).
- Watt registered a career-high 4.0 sacks vs. Cleveland in Week 17 of 2021.

MOST SACKS IN SINGLE-GAME – FRANCHISE HISTORY

RANK	PLAYER (DATE, OPP.)	SACKS
1.	Joe Greene (12/10/72 at Houston)	5.0
2.	Chad Brown (10/13/96 vs. Cincinnati)	4.5
	L.C. Greenwood (11/25/79 vs. Cleveland)	4.5
4.	T.J. Watt (01/03/22 vs. Cleveland)	4.0
	Joey Porter (10/14/01 at Tampa Bay)	4.0
	Jerral Williams (12/22/91 vs. Cleveland)	4.0
	Edmund Nelson (09/16/84 vs. L.A. Rams)	4.0
8.	T.J. Watt (12/05/21 vs. Baltimore)	3.5
	James Harrison (11/05/07 vs. Baltimore)	3.5
	Keith Willis (10/23/83 at Seattle)	3.5

- Watt owns the franchise record with 98.5 career sacks.

STEELERS CAREER SACK LEADERS – SINCE 1982

RANK	PLAYER, YEARS	SACKS
1.	T.J. Watt, 2017-24	98.5
2.	Cameron Heyward, 2011-24	80.5
	James Harrison, 2002, 2004-12, 2014-17	80.5
4.	Jason Gildon, 1994-2003	77.0
5.	L.C. Greenwood, 1969-81	73.5

- Watt is the only player since 1982 with 75.0 or more sacks and seven or more interceptions in his first seven NFL seasons.
- Watt is the only player to accomplish the feat in their first 100 games since 1982.
- Watt is the only player since 1982 to register 80.0 or more sacks and 16 takeaways in their first 100 career games.
- Watt led the NFL with 22.5 sacks, tied with Pro Football Hall of Famer Michael Strahan (22.5 sacks in 2001) for the most in a season since 1982, when the individual sack became an official statistic.
- Watt was the fifth player to reach 22.0 sacks in a single season since 1982, when the individual sack became an official NFL statistic.

NFL SINGLE-SEASON SACK LEADERS

RANK	PLAYER, YEAR	SACKS
1.	T.J. Watt, 2021	22.5
	Michael Strahan, 2001	22.5
3.	Jared Allen, 2011	22.0
	Mark Gastineau, 1984	22.0
	Justin Houston, 2014	22.0
6.	Chris Doleman, 1989	21.0
	Reggie White, 1987	21.0
8.	Aaron Donald, 2018	20.5
	Lawrence Taylor, 1986	20.5
	J.J. Watt, 2012	20.5
	J.J. Watt, 2014	20.5

- Watt was the 12th player (13th season) to reach 20.0 sacks in a single season since 1982, when the individual sack became an official NFL statistic.
- Watt is the only player in franchise history with 13.0 or more sacks in multiple seasons (and he’s done in five times).

STEELERS SINGLE-SEASON SACK LEADERS

RANK	PLAYER, YEAR	SACKS
1.	T.J. Watt, 2021	22.5
2.	T.J. Watt, 2023	19.0
3.	James Harrison, 2008	16.0
4.	T.J. Watt, 2020	15.0
	Mike Merriweather, 1984	15.0
6.	T.J. Watt, 2019	14.5
	Alex Highsmith, 2022	14.5
8.	Kevin Greene, 1994	14.0
	Keith Willis, 1983	14.0
10.	LaMarr Woodley, 2009	13.5
	Jason Gildon, 2000	13.5

- Watt has sacked QB Baker Mayfield 8.5 times in his career, more than he’s sacked any other quarterback. Watt has brought down 45 different passers in his career, including 27 more than once.

• Below is a look at his career regular-season sacks by quarterback:

SACKS	PLAYER	MOST RECENT
8.5	Baker Mayfield	vs. Cleveland, Jan. 3, 2022
7.5	Lamar Jackson	vs. Baltimore, Dec. 5, 2021
4.0	Tyler Huntley	at Baltimore, Jan. 6, 2023
3.5	Jeff Driskel	vs. Denver, Sept. 20, 2020
3.5	Joe Burrow	vs. Cincinnati, Nov. 20, 2022
3.0	Brock Purdy	vs. San Francisco, Sept. 10, 2023
3.0	Jared Goff	vs. Detroit, Nov. 14, 2021
3.0	Justin Fields	vs. Chicago, Nov. 8, 2021
3.0	Philip Rivers	vs. Indianapolis, Dec. 27, 2020
3.0	Blake Bortles	at Jacksonville, Nov. 18, 2018
3.0	Matt Ryan	vs. Atlanta, Oct. 7, 2018
3.0	Tyrod Taylor	at Cleveland, Sept. 9, 2018
3.0	DeShone Kizer	vs. Cleveland, Dec. 31, 2017
2.5	Jake Browning	vs. Cincinnati, Dec. 23, 2023
2.5	Sam Darnold	at N.Y. Jets, Dec. 22, 2019
2.5	Josh Allen	at Buffalo, Sept. 12, 2022
2.5	Ryan Tannehill	vs. Tennessee, Dec. 19, 2021
2.5	Robert Griffin III	vs. Baltimore, Dec. 2, 2020
2.5	Andy Dalton	vs. Cincinnati, Sept. 30, 2019
2.5	Deshaun Watson	vs. Cleveland, Jan. 8, 2023
2.0	Gardner Minshew	at Indianapolis, Dec. 16, 2023
2.0	Jimmy Garropolo	at Las Vegas, Sept. 24, 2023
2.0	Geno Smith	vs. Seattle, Oct. 17, 2021
2.0	Aaron Rodgers	at Green Bay, Oct. 3, 2021
2.0	Ryan Finley	at Cincinnati, Dec. 21, 2020
2.0	Ryan Fitzpatrick	vs. Miami, Oct. 28, 2019
1.5	Brian Hoyer	vs. Indianapolis, Nov. 3, 2019
1.0	Bo Nix	at Denver, Sept. 15, 2024
1.0	Kirk Cousins	at Atlanta, Sept. 8, 2024
1.0	Dorian Thompson-Robinson	at Cleveland, Nov. 19, 2023
1.0	Jordan Love	vs. Green Bay, Nov. 12, 2023
1.0	Will Levis	vs. Tennessee, Nov. 2, 2023
1.0	Anthony Brown	vs. Baltimore, Dec. 11, 2022
1.0	Derek Carr	vs. Las Vegas, Sept. 19, 2021
1.0	Alex Smith	vs. Washington, Dec. 7, 2020
1.0	Carson Wentz	vs. Philadelphia, Oct. 11, 2020
1.0	Russell Wilson	vs. Seattle, Sept. 15, 2019
1.0	Drew Brees	at New Orleans, Dec. 23, 2018
1.0	Tom Brady	vs. New England, Dec. 16, 2018
1.0	Cam Newton	at Carolina, Nov. 8, 2018
1.0	Joe Flacco	vs. Baltimore, Dec. 10, 2017
1.0	Brett Hundley	vs. Green Bay, Nov. 26, 2017
0.5	Kylar Murray	vs. Arizona, Dec. 3, 2023
0.5	Trevor Lawrence	vs. Jacksonville, Oct. 29, 2023
0.5	Garrett Gilbert	at Dallas, Nov. 8, 2020

• Watt has registered at least half a sack against 27 different teams, at least 1.0 sack against 24 teams and multiple sacks against 17 teams.

• Below is a look at his career regular-season sacks by opponent:

SACKS	TEAM	MOST RECENT
17.0	Cleveland Browns	vs. Cleveland, Jan. 8, 2023
16.0	Baltimore Ravens	vs. Baltimore, Dec. 11, 2022
12.0	Cincinnati Bengals	vs. Cincinnati, Dec. 23, 2023
5.5	Indianapolis Colts	at Indianapolis, Dec. 16, 2023
4.0	Atlanta Falcons	at Atlanta, Sept. 8, 2024
4.0	Green Bay Packers	vs. Green Bay, Nov. 12, 2023
3.5	Tennessee Titans	vs. Tennessee, Dec. 19, 2021
3.5	Jacksonville Jaguars	vs. Jacksonville, Oct. 29, 2023
3.0	Las Vegas Raiders	vs. Las Vegas, Sept. 19, 2021
3.0	San Francisco 49ers	vs. San Francisco, Sept. 10, 2023
3.0	Seattle Seahawks	vs. Seattle, Oct. 17, 2021
3.0	Chicago Bears	vs. Chicago, Nov. 8, 2021
2.5	Carolina Panthers	at Carolina, Dec. 18, 2020
2.5	Denver Broncos	vs. Denver, Sept. 20, 2020
2.5	Buffalo Bills	at Buffalo, Sept. 12, 2022
2.0	Miami Dolphins	vs. Miami, Oct. 28, 2019
2.0	L.A. Rams	vs. L.A. Rams, Nov. 10, 2019
1.0	Houston Texans	vs. Houston, Sept. 27, 2020
1.0	Philadelphia Eagles	vs. Philadelphia, Oct. 11, 2020
1.0	Washington Commanders	vs. Washington, Dec. 7, 2020
1.0	New England Patriots	vs. New England, Dec. 16, 2018
1.0	N.Y. Jets	at N.Y. Jets, Dec. 22, 2019
1.0	New Orleans Saints	at New Orleans, Dec. 23, 2018
1.0	Detroit Lions	vs. Detroit, Nov. 14, 2021
0.5	Arizona Cardinals	vs. Arizona, Dec. 3, 2023
0.5	Dallas Cowboys	at Dallas, Nov. 8, 2020
0.5	L.A. Chargers	at L.A. Chargers, Oct. 13, 2019
0.0	New York Giants	-
0.0	Kansas City Chiefs	-
0.0	Tampa Bay Buccaneers	-
0.0	Minnesota Vikings	-

• Watt's 98.5 career sacks are the most in the NFL since the start of the 2017 season.

NFL SACK LEADERS – SINCE 2017

RANK	PLAYER	SACKS
1.	T.J. Watt	98.5
2.	Myles Garrett	90.5
3.	Aaron Donald	83.0
4.	Chris Jones	75.0
5.	Khalil Mack	73.0

• Watt has recorded 62.0 sacks in 54 career games at Acrisure Stadium. He has collected at least half a sack in 38 of the last 44 home games. No player has registered more sacks over the first 54 career home games in NFL history.

MOST SACKS IN NFL HISTORY OVER FIRST 54 CAREER HOME GAMES

RANK	PLAYER	SACKS
1.	T.J. Watt	61.0
2.	Derrick Thomas	56.5
	Reggie White	56.5
4.	J.J. Watt	50.5
5.	Bruce Smith	49.0

- Watt has recorded at least 1.5 sacks in 27 career games, which is the most by a Steeler since 1982, when the individual sack became an official statistic.

MOST GAMES WITH AT 1.5+ SACKS – FRANCHISE HISTORY

RANK	PLAYER	GAMES
1.	T.J. Watt	27
2.	James Harrison	19
3.	Jason Gildon	17
4.	LaMarr Woodley	16
5.	Cameron Heyward	14
	Joey Porter	14

- Watt’s 27 career games with at least 1.5 sacks is tied for second-most among active players since 1982, when the individual sack became an official statistic.

MOST GAMES WITH 1.5+ SACKS – ACTIVE PLAYERS – SINCE 1982

RANK	PLAYER	GAMES
1.	Von Miller	28
2.	T.J. Watt	27
	Cameron Jordan	27
4.	Myles Garrett	25
5.	Khalil Mack	23

- Watt has recorded at least 2.0 sacks in 22 career games, which is the most by a Steeler since 1982, when the individual sack became an official statistic.

MOST GAMES WITH 2.0+ SACKS – FRANCHISE HISTORY

RANK	PLAYER	GAMES
1.	T.J. Watt	22
2.	James Harrison	17
3.	Jason Gildon	15
4.	LaMarr Woodley	13
	Joey Porter	13

- Watt’s 22 career games with at least 2.0 sacks is tied for the second-most among active players since 1982, when the individual sack became an official statistic.

MOST GAMES WITH 2.0+ SACKS – ACTIVE PLAYERS – SINCE 1982

RANK	PLAYER	GAMES
1.	Cameron Jordan	24
2.	T.J. Watt	22
	Von Miller	22
4.	Khalil Mack	21
5.	Myles Garrett	17

- Watt has recorded at least 3.0 sacks in six career games, which is tied for the most by a Steeler since 1982, when the individual sack became an official statistic.

MOST GAMES WITH AT LEAST 3.0 SACKS IN FRANCHISE HISTORY

RANK	PLAYER	GAMES
1.	T.J. Watt	6
	James Harrison	6
3.	Joey Porter	5
4.	Mike Merriweather	3
	Chad Brown	3

- Watt’s six career games with at least 3.0 sacks is tied for the most among active players since 1982, when the individual sack became an official statistic.

MOST GAMES WITH 3.0+ SACKS – ACTIVE PLAYERS – SINCE 1982

RANK	PLAYER	GAMES
1.	T.J. Watt	6
	Cameron Jordan	6
3.	Von Miller	5
4.	Three players tied with	4

(S)WATT THE QUARTERBACK

- LB T.J. Watt’s 203 QB hits are the third-most over a player’s first eight seasons in NFL history.

MOST QB HITS IN FIRST EIGHT SEASONS IN NFL HISTORY

RANK	PLAYER	QB HITS
1.	J.J. Watt	243
2.	Aaron Donald	225
3.	T.J. Watt	203
4.	Von Miller	197
5.	Carlos Dunlap	179

- Watt’s 203 QB hits lead the NFL since entering the League in 2017.

NFL QUARTERBACK HIT LEADERS – SINCE 2017

RANK	PLAYER	QB HITS
1.	T.J. Watt	203
2.	Aaron Donald	179
3.	Myles Garrett	174
4.	Chris Jones	168
5.	Matt Judon	156

- Watt’s 203 QB hits are the fifth-most by an active NFL player.

NFL QUARTERBACK HIT LEADERS – ACTIVE PLAYERS

RANK	PLAYER	QB HITS
1.	Calais Campbell	255
2.	Von Miller	251
3.	Cameron Jordan	225
4.	T.J. Watt	203
5.	Leonard Williams	181

WATT KNOWS THE TFL

- LB T.J. Watt’s 111 tackles for loss are the fifth-most over a player’s first eight seasons in NFL history.

MOST TFL IN FIRST EIGHT SEASONS IN NFL HISTORY

RANK	PLAYER	TFL
1.	J.J. Watt	154
2.	Aaron Donald	150
3.	Von Miller	125
4.	Lavonte David	116
5.	T.J. Watt	111

- Watt’s 111 tackles for loss are the second-most in the NFL since entering the League in 2017.

NFL TFL LEADERS – SINCE 2017

RANK	PLAYER	TFL
1.	Aaron Donald	119
2.	T.J. Watt	111
3.	Myles Garrett	96
4.	Maxx Crosby	93
5.	Cameron Jordan	90
	Danielle Hunter	90

- Watt’s 111 tackles for loss are the eighth-most by an active NFL player.

NFL TFL LEADERS – ACTIVE PLAYERS

RANK	PLAYER	TFL
1.	Calais Campbell	177
2.	Von Miller	166
3.	Lavonte David	160
4.	Cameron Jordan	153
5.	Khalil Mack	137
6.	Brandon Graham	120
7.	Cameron Heyward	118
8.	T.J. Watt	111
9.	Danielle Hunter	109
10.	Demario Davis	105

WATT WRESTLES AWAY THE FOOTBALL

- LB T.J. Watt’s 27 forced fumbles are tied for the sixth-most over a player’s first eight seasons in NFL history.

MOST FORCED FUMBLES IN FIRST EIGHT SEASONS IN NFL HISTORY

RANK	PLAYER	FF
1.	Dwight Freeney	36
2.	Robert Mathis	34
3.	DeMarcus Ware	32
4.	Julius Peppers	30
5.	Osi Umenyiora	28
6.	T.J. Watt	27
	Chandler Jones	27
	Tamba Hali	27
	John Abraham	27
10.	Jared Allen	26

- Watt’s 27 forced fumbles are the most in the NFL since entering the League in 2017.

NFL FORCED FUMBLE LEADERS – SINCE 2017

RANK	PLAYER	FF
1.	T.J. Watt	27
2.	Khalil Mack	22
	Aaron Donald	20
	Chandler Jones	20
5.	Demarcus Lawrence	19
	Myles Garrett	19

- Watt’s 27 forced fumbles are tied for the third-most by an active NFL player.

NFL FORCED FUMBLE LEADERS – ACTIVE PLAYERS

RANK	PLAYER	FF
1.	Khalil Mack	30
2.	Lavonte David	28
3.	T.J. Watt	27
	Von Miller	27
5.	Brandon Graham	22

- Watt’s 27 career forced fumbles are the second-most by a Steelers player since 1994.

STEELERS FORCED FUMBLE LEADERS – SINCE 1994

RANK	PLAYER	GP	FF
1.	James Harrison	177	32
2.	T.J. Watt	106	27
3.	Joey Porter	122	18
	Jason Gildon	158	18
5.	Levon Kirkland	144	14

- Watt’s 11 fumble recoveries are tied for the second-most in the NFL since the start of the 2017 season.

NFL FUMBLE RECOVERIES LEADERS – SINCE 2017

RANK	PLAYER	FR
1.	Lavonte David	12
2.	T.J. Watt	11
3.	Vonn Bell	10
	Justin Houston	10
	Khalil Mack	10

- Watt’s 37 combined interceptions, forced fumbles and fumble recoveries are the most in the NFL since the start of the 2019 season.

NFL COMBINED (INT, FF, FR) LEADERS – SINCE 2019

RANK	PLAYER	INT.	FF	FR	TOT.
1.	T.J. Watt	6	20	11	37
2.	Justin Simmons	23	5	3	31
3.	Shaquille Leonard	10	13	5	28
4.	Minkah Fitzpatrick	17	4	5	26
	J.C. Jackson	23	1	2	26
	Vonn Bell	7	10	9	26

LET MY CAMERON GO

- DT Cameron Heyward has played in 196 regular-season games for the Steelers, which ranks seventh in franchise history and third among defensive players (Donnie Shell, 201; Mel Blount 200).

MOST GAMES PLAYED – FRANCHISE HISTORY

RANK	PLAYER	GAMES
1.	Ben Roethlisberger (2004-21)	249
2.	Mike Webster (1974-88)	220
3.	Hines Ward (1998-2011)	217
4.	Donnie Shell (1974-87)	201
5.	Mel Blount (1970-83)	200
6.	Gary Anderson (1982-94)	197
7.	Cameron Heyward (2011-)	196
8.	Dermontti Dawson (1988-2000)	184
9.	Deshea Townsend (1998-2009)	183
10.	Ray Mansfield (1964-76)	182

- Heyward has played in 196 regular-season games, which ranks 24th in NFL history among defensive tackles.

MOST GAMES PLAYED BY DT – NFL HISTORY

RANK	PLAYER	GAMES
1.	Calais Campbell (2008-24)	245
2.	Ted Washington (1991-2007)	236
3.	Keith Traylor (1991-2007)	229
4.	Justin Smith (2001-14)	217
5.	John Randle (1990-2003)	219
	Jeff Zgonina (1993-2009)	219
7.	Alan Page (1967-81)	218
8.	Dave Butz (1973-88)	216
9.	Domata Peko Sr. (2006-20)	214
10.	Steve McMichael (1980-94)	213
	Henry Thomas (1987-2000)	213
24.	Cameron Heyward (2011-)	195

- Heyward is the only defensive lineman in franchise history with 9.0 or more sacks in at least five seasons.
- Heyward is the only defensive lineman in franchise history with 10.0 or more sacks in at least three seasons.

MOST SINGLE-SEASON SACKS BY DL – FRANCHISE – SINCE 1982

RANK	PLAYER, YEAR	SACKS
1.	Keith Willis, 1983	14.0
2.	Cameron Heyward, 2017	12.0
	Keith Willis, 1986	12.0
4.	Stephon Tuitt, 2020	11.0
5.	Cameron Heyward, 2022	10.5
6.	Cameron Heyward, 2021	10.0
7.	Cameron Heyward, 2019	9.0
8.	Ray Seals, 1995	8.5
9.	Cameron Heyward, 2018	8.0
	Aaron Smith, 2004	8.0
	Kimo von Oelhoffen, 2003	8.0
	Aaron Smith, 2001	8.0

- Heyward was the lone defensive tackle in the NFL with 10.0 or more sacks in both 2021 and 2022.
- Heyward was the 10th defensive tackle since 1982 to have 10.0 or more sacks in consecutive seasons.
- Heyward's three seasons of 10.0 or more sacks are tied for the fourth-most by a defensive tackle since 1982.

MOST 10.0+ SACK SEASONS BY DT – NFL – SINCE 1982

RANK	PLAYER, YEARS	SEASONS
1.	John Randle	9
2.	Aaron Donald	6
3.	Warren Sapp	4
4.	Cameron Heyward	3
	Seven other players tied with	3

- Heyward's seven seasons of 7.0 or more sacks are tied for the fourth-most by a defensive tackle since 1982.

MOST 7.0+ SACK SEASONS BY DT – NFL – SINCE 1982

RANK	PLAYER, YEARS	SEASONS
1.	John Randle	12
2.	Steve McMichael	9
3.	Aaron Donald	8
4.	Cameron Heyward	7
	Calais Campbell	7
	Warren Sapp	7
	Henry Thomas	7
	Trevor Pryce	7
9.	Geno Atkins	6
	Ray Childress	6
	Justin Smith	6

- Heyward's 80.5 career sacks are the ninth-most by a defensive tackle in NFL history.

MOST CAREER SACKS BY DT – NFL – SINCE 1982

RANK	PLAYER, YEARS	SACKS
1.	John Randle, 1990-2003	137.5
2.	Aaron Donald, 2014-23	111.0
3.	Warren Sapp, 1995-2007	96.5
4.	Steve McMichael, 1980-94	95.0*
5.	Henry Thomas, 1987-2000	93.5
6.	Trevor Pryce, 1997-2010	92.0
7.	Justin Smith, 2001-14	87.0
8.	La'Roi Glover, 1996-2008	83.5
9.	Cameron Heyward, 2011-23	80.5
10.	Ray Childress, 1985-1996	76.5*

*indicates stat was not tracked during some included years

- Heyward's 80.5 career sacks are the most by a Steelers' defensive lineman since 1982, second-most by an active NFL defensive tackle, tied for second-most in franchise history and tied for second-most by a Steeler since 1982.

MOST SACKS BY DL – FRANCHISE – SINCE 1982

RANK	PLAYER, YEARS	SACKS
1.	Cameron Heyward, 2011-24	80.5
2.	Keith Willis, 1982-91	59.0
3.	Aaron Smith, 1999-2011	44.0
4.	Stephon Tuitt, 2014-20	34.5
5.	Brett Keisel, 2002-14	30.0

MOST SACKS – FRANCHISE – SINCE 1982

RANK	PLAYER, YEARS	SACKS
1.	T.J. Watt, 2017-23	98.5
2.	Cameron Heyward, 2011-23	80.5
	James Harrison, 2002, 2004-12, 2014-17	80.5
4.	Jason Gildon, 1994-2003	77.0
5.	L.C. Greenwood, 1969-81	73.5
6.	Joe Greene, 1969-81	66.0
7.	Joey Porter, 1999-2006	60.0
8.	Keith Willis, 1982-91	59.0
9.	LaMarr Woodley, 2007-13	57.0
10.	Greg Lloyd, 1998-97	53.5

MOST SACKS BY DT – ACTIVE

RANK	PLAYER	SACKS
1.	Calais Campbell	106.5
2.	Cameron Heyward	80.5
3.	Chris Jones	77.0
4.	DeForest Buckner	62.5
5.	Javon Hargrave	44.5

- Heyward's 118 tackles for loss are the second-most by an active NFL defensive tackle.

MOST TFL BY DT – ACTIVE

RANK	PLAYER	TFL
1.	Calais Campbell	177
2.	Cameron Heyward	118
3.	DeForest Buckner	81
4.	Chris Jones	79
5.	Grady Jarrett	70

- Heyward's 654 tackles are the third-most by an active NFL defensive tackle.

MOST TACKLES BY DT – ACTIVE

RANK	PLAYER	TACKLES
1.	Calais Campbell	860
2.	Linval Joseph	678
3.	Cameron Heyward	654
4.	DeForest Buckner	550
5.	Grady Jarrett	446

- Heyward's 47 passes defended are the second-most among active NFL defensive tackles.

MOST PASSES DEFENDED BY DT – ACTIVE

RANK	PLAYER	PD
1.	Calais Campbell	59
2.	Cameron Heyward	47
3.	Chris Jones	37
4.	Shelby Harris	34
5.	DeForest Buckner	27

- The Steelers are now 13-0-1 when he has a multi-sack game and 10-0-1 when he has at least 2.0 sacks.

FITZPATRICK DOES IT AGAIN

- 5 **Minkah Fitzpatrick**, three-time Associated Press First Team All-Pro (2019, 2020, 2022), finished an injury-filled 2023 with 64 tackles (43 solo), three passes defended and one tackle for loss.
- Fitzpatrick's 22 total takeaways (17 interceptions and five fumble recoveries) are tied for the fourth-most in the NFL since the start of the 2019 season.

MOST TAKEAWAYS (INT AND FR) – NFL – SINCE 2019

RANK	PLAYER	INT.	FR	TOT.
1.	Justin Simmons	23	3	26
	Tyrann Mathieu	20	6	26
3.	J.C. Jackson	23	2	25
4.	Minkah Fitzpatrick	17	5	22
	Xavien Howard	18	4	22

- Fitzpatrick's 17 interceptions are tied for the seventh-most in the NFL since the start of the 2019 season.

MOST INTERCEPTIONS – NFL – SINCE 2019

RANK	PLAYER	INTS
1.	J.C. Jackson	23
	Justin Simmons	23
3.	Tyrann Mathieu	21
4.	Trevon Diggs	19
5.	Xavien Howard	18
	Quandre Diggs	18
7.	Minkah Fitzpatrick	17
	Jessie Bates	17
9.	Kevin Byard	16
10.	Harrison Smith	15

- Fitzpatrick's 26 combined interceptions (17), forced fumbles (four) and fumble recoveries (five) are tied for the fourth-most in the NFL since the start of the 2019 season.

MOST COMBINED (INT, FF, FR) – NFL – SINCE 2019

RANK	PLAYER	INT.	FF	FR	TOT.
1.	T.J. Watt	6	20	11	37
2.	Justin Simmons	23	5	3	31
3.	Shaquille Leonard	10	13	5	28
4.	Minkah Fitzpatrick	17	4	5	26
	J.C. Jackson	23	1	2	26
	Vonn Bell	7	10	9	26

- Fitzpatrick's five defensive TDs are tied for the second-most in the NFL among active players.

MOST DEFENSIVE TDS – NFL – ACTIVE

RANK	PLAYER	TDS
1.	Eddie Jackson	6
2.	Minkah Fitzpatrick	5
	Darius Slay	5
4.	Seven different players tied with	4

- Fitzpatrick's five defensive TDs are tied for most in the NFL since he entered the League in 2018.

MOST DEFENSIVE TDS – NFL – SINCE 2018

RANK	PLAYER	TDS
1.	Minkah Fitzpatrick	5
	Darius Slay	5
	Marcus Peters	5
	Daron Bland	5
5.	Four different players tied with	4

- Fitzpatrick became the fourth player in NFL history with an interception return for TD in four of his first five seasons, joining Nate Clements, Pro Football Hall of Famer Ken Houston and Deion Jones.
- Fitzpatrick has two career multi-interception games (2018-22).

FITZPATRICK BLOCK PARTY

- Minkah Fitzpatrick returned an interception for a TD and blocked an extra-point at Cincinnati in Week 1 of 2022 at Cincinnati. He is one of five players to have a pick-6 and a blocked kick in the same game since 2000 and the only to have a blocked extra-point and a pick-6 in the same game over the span.

PLAYERS WITH INT TD AND BLOCKED KICK IN SAME GAME SINCE 2000

PLAYER. TEAM	OPPONENT
Minkah Fitzpatrick, Pittsburgh Steelers	at Cincinnati (09/11/2022) – PAT
Jonathan Jones, New England Patriots	vs. Indianapolis (11/06/2022) – Punt
Patrick Chung, New England Patriots	at Miami (10/04/2010) – Punt & FG
Julius Peppers, Carolina Panthers	at Tampa Bay (11/28/2004) – FG
Chad Williams, Baltimore Ravens	at Cincinnati (12/01/2002) – Punt

ALEX(ANDER) THE GREAT

- LB **Alex Highsmith** finished 2023 with 57 tackles (34 solo), 7.0 sacks, eight tackles for loss, 18 quarterback hits, two interceptions, one returned for a TD, three passes defended and two forced fumbles.
- Highsmith was the only player in the League in 2023 with at least 7.0 sacks and two interceptions.
- Since Highsmith entered the NFL in 2020, he is one of just three players with at least 7.0 sacks and two interceptions in a season.

PLAYERS WITH 7.0+ SACKS, 2 INTS IN A SEASON – SINCE 2020

YEAR	PLAYER. TEAM	SACKS	INT
2023	Alex Highsmith, Pittsburgh Steelers	7.0	2
2022	Aidan Hutchinson, Detroit Lions	9.5	3
2020	Jason Pierre-Paul, Tampa Bay Buccaneers	9.5	4

- Highsmith was one of five players in 2023 to register 2.0 sacks, two tackles for loss and five QB hits in the same game.

NFL PLAYERS WITH 2.0 SACKS, 2 TFL AND 5 QBH IN A GAME – 2023

PLAYER VS. OPP. (WEEK)	SACKS	TFL	QBH
Alex Highsmith vs. Tennessee (Week 9)	2.0	2	5
Myles Garrett vs. Tennessee (Week 3)	3.5	3	5
Harold Landry at Miami (Week 14)	3.0	3	5
Nick Bosa at Seattle (Week 12)	2.0	2	5
Aidan Hutchinson at Dallas (Week 17)	3.0	4	5
Aidan Hutchinson vs. Minnesota (Week 18)	2.0	3	5

- Highsmith's 14.5 sacks in 2022 were tied for the sixth-most in single-season franchise history.

MOST SINGLE-SEASON SACKS – FRANCHISE – SINCE 1982

RANK	PLAYER. YEAR	SACKS
1.	T.J. Watt, 2021	22.5
2.	T.J. Watt, 2023	19.0
3.	James Harrison, 2008	16.0
4.	T.J. Watt, 2020	15.0
	Mike Merriweather, 1984	15.0
6.	T.J. Watt, 2019	14.5
	Alex Highsmith, 2022	14.5
8.	Kevin Greene, 1994	14.0
	Keith Willis, 1983	14.0
10.	LaMarr Woodley, 2009	13.5
	Jason Gildon, 2000	13.5

- Highsmith's seven forced fumbles are tied for the fourth-most in the NFL since the start of the 2022 season.

MOST FORCED FUMBLES – NFL – SINCE 2022

RANK	PLAYER	FF
1.	Bradley Chubb	9
2.	Myles Garrett	8
	Fred Warner	8
4.	Alex Highsmith	7
	Khali Mack	7
	Antoine Winfield	7

- Highsmith six strip sacks are tied for the third-most in the NFL since the start of the 2022 season.

MOST STRIP SACKS – NFL – SINCE 2022

RANK	PLAYER	STRIP SACKS
1.	Bradley Chubb	8
	Myles Garrett	8
3.	Alex Highsmith	6
	Haason Reddick	6
	Trey Hendrickson	6
	Darrell Taylor	6

PORTER JUNIOR EXCELS AS A ROOKIE

- CB **Joey Porter Jr.**, a second-round (32nd overall) draft selection in 2023, played in all 17 regular-season games (11 starts) in 2023.
- He registered 42 tackles (32 solo), one interception, 10 passes defended, 47.6% completion percentage on targets and 70.1 allowed passer rating.
- Porter's 47.6% completion percentage on targets and 70.1 allowed passer rating are the League's best among qualifying rookies (min. 60 targets).
- His 47.6% completion percentage on targets was the second-best among all players in the NFL in 2023.

LOWEST COMPLETION PCT. ALLOWED – 2023 (MIN. 60 TARGETS)

RANK	PLAYER	COM. PCT. ALLOWED
1.	Martin Emerson	46.8
2.	Joey Porter Jr.	47.6
3.	Ahkello Witherspoon	48.1
4.	Denzel Ward	48.5
5.	L'Jarious Snead	51.0

QUEEN REIGNS SUPREME

- LB **Patrick Queen** signed a three-year contract with Pittsburgh this offseason. He started all 67 regular-season games in his four-year career with Baltimore (2020-23). Queen registered 453 tackles (296 solo), 13.5 sacks, five forced fumbles, six fumble recoveries, four interceptions and 15 passes defended.
- In 2023, Queen started all 17 regular-season games and registered a career-high 133 tackles, nine tackles for loss, six QB hits, 3.5 sacks, one fumble recovery, one forced fumble and one interception. He earned Pro Bowl and Associated Press second-team All-Pro honors for the first time in his career.
- Since joining the League in 2020, Queen ranks 15th in tackles (459), tied for 14th in tackles for loss (37) and tied for 15th in interceptions (four) among linebackers. He has eclipsed 100+ tackles and nine tackles for loss three different times (2020, 2022-23).
- Queen was also named Associated Press Defensive Rookie of the Year in 2020.
- Queen is one of three linebackers (also Demario Davis and Haason Reddick) to post at least nine tackles for loss in each of the last four seasons.
- Queen became the third defender in Baltimore franchise history (Ray Lewis, eight; C.J. Mosley, three) to record three seasons with at least 100 tackles, one forced fumble and one fumble recovery.

- Queen is one of just four NFL defenders to post at least four interceptions, five forced fumbles and six fumble recoveries since 2020 when he entered the league.

PLAYERS WITH 4+ INTS, 5+ FF, 6+ FR – SINCE 2020

PLAYER	INT.	FF	FR
Foye Oluokun	6	8	6
Patrick Queen	4	5	6
T.J. Watt	4	12	7
Antoine Winfield Jr.	7	11	8

LET THE HORSES RUN

- Pittsburgh has won 16 of its last 19 (16-1-2, .895) and 26 of its last 30 regular-season games (26-2-2, .900) when it features a 100-yard rusher.
- Pittsburgh improved its overall record to 260-53-3 (.828) in franchise history when it features a 100-yard rusher.
- Pittsburgh improved its regular-season record to 247-49-3 (.831) in franchise history when it features a 100-yard rusher.
- The Steelers improved their overall record to 231-38-3 (.855) since the AFL-NFL merger in 1970 when they feature a 100-yard rusher.
- The Steelers improved their regular-season record to 218-34-3 (.861) since the AFL-NFL merger in 1970 when they feature a 100-yard rusher.

CONVERTING WHEN IT MATTERS

- The Steelers have converted on 20 of 35 fourth-down attempts since the start of the 2022 season, which ranks eighth in the NFL in fourth down-conversion percentage (57.1%).
- Pittsburgh has improved significantly since 2021 (ranked 24th, 47.6%).

BEST FOURTH-DOWN CONVERSION PCT. – SINCE 2022

RANK	TEAM	4TH%
1.	Philadelphia Eagles	71.2
2.	L.A. Rams	66.7
3.	Kansas City Chiefs	61.8
4.	Tampa Bay Buccaneers	60.0
5.	Buffalo Bills	59.4
6.	Denver Broncos	57.4
7.	Cleveland Browns	57.3
8.	Pittsburgh Steelers	57.1
9.	Las Vegas Raiders	55.1
	Minnesota Vikings	55.1

PROTECTING THE QB

- Since the start of the 2019 season, Pittsburgh ranks tied for eighth in most games without allowing multiple sacks (36).

MOST GAMES WITHOUT ALLOWING MULTIPLE SACKS – SINCE 2019

RANK	TEAM	GAMES
1.	Kansas City Chiefs	46
2.	Buffalo Bills	44
	Green Bay Packers	44
4.	Tampa Bay Buccaneers	40
	New Orleans Saints	40
6.	L.A. Rams	38
	Dallas Cowboys	38
8.	Pittsburgh Steelers	36
	Indianapolis Colts	36
10.	Detroit Lions	33

- Since the start of the 2019 season, Pittsburgh ranks tied for fifth in sacks allowed per pass attempt (5.2%).

NFL FEWEST SACKS ALLOWED PER PASS ATTEMPT – SINCE 2019

RANK	TEAM	SACKS ALLOWED PCT.
1.	Kansas City Chiefs	4.0
2.	Tampa Bay Buccaneers	4.6
3.	Buffalo Bills	4.9
4.	Green Bay Packers	5.1
5.	Pittsburgh Steelers	5.2
	Dallas Cowboys	5.2

- Pittsburgh has allowed 160 sacks since the start of the 2019 season, which is the fifth-fewest in the NFL over the span.

NFL FEWEST SACKS ALLOWED – SINCE 2019

RANK	TEAM	SACKS ALLOWED
1.	Kansas City Chiefs	135
2.	Buffalo Bills	153
3.	Green Bay Packers	154
4.	Tampa Bay Buccaneers	160
5.	Pittsburgh Steelers	162

WILSON JOINS PITTSBURGH

- Nine-time Pro Bowl and Super Bowl XLVIII winning QB **Russell Wilson** signed a one-year contract with Pittsburgh this offseason.
- Wilson has recorded more wins (124) in his first 12 NFL seasons, including the postseason, than every quarterback in League history apart from Peyton Manning (140), Tom Brady (140) and Brett Favre (125).
- Wilson has thrown for at least 3,000 yards every season since entering the NFL in 2012. He has eclipsed 4,000 passing yards in four seasons and registered at least 30 passing TDs on five occasions. Wilson has completed 64.7 percent of his passes, thrown for 334 TDs and 106 interceptions.
- Wilson ranks 12th in NFL regular-season history in passing TDs (334), 13th in victories (115) and 18th in passing yards (43,653). Among signal callers with at least 150 career starts in the NFL, Wilson ranks second in League regular-season history in passer rating (100.0), second in TD/INT ratio (3.2) and 10th in win percentage (.614).
- Wilson has also rushed for 5,307 yards and 23 TDs on 981 carries (5.4 avg.). He is the only quarterback in NFL history to throw for more than 40,000 yards while rushing for at least 5,000 yards.
- Wilson ranks third in TD passes, fourth in completions, fourth in passing yards, sixth in passer rating and 10th in completion percentage among active quarterbacks since entering the League in 2012.
- Wilson has led his teams to double-digit wins in eight different seasons, eight playoff appearances, two Super Bowl berths and a Super Bowl XLVIII win.

WILSON HOLDS SECOND-MOST QB WINS SINCE 2012

- Since entering the NFL in 2012, QB **Russell Wilson** has recorded 124 regular-season/postseason victories and registered a .608 winning percentage. His 124 victories ranks second, trailing only Tom Brady (146), among signal callers in that span.

MOST REGULAR-SEASON/PLAYOFF WINS – SINCE 2012

RANK	PLAYER	GP	W	L	T	PCT.
1.	Tom Brady	200	146	54	0	.730
2.	Russell Wilson	204	124	79	0	.610
3.	Aaron Rodgers	179	115	63	1	.645
4.	Patrick Mahomes	116	91	25	0	.784
5.	Matthew Stafford	186	89	96	1	.481

WILSON 13TH ON NFL'S ALL-TIME TOUCHDOWN LIST

- In 2023, QB **Russell Wilson** completed 297-of-447 passes (66.4%) for 3,070 yards with 26 TDs and eight interceptions (98.0 rtg.). For his career, Wilson has thrown 334 regular-season passing TDs.
- Wilson is one of 14 signal callers in NFL history to register 300 or more passing TDs, and currently ranks 13th on the all-time passing TD list.

MOST REGULAR-SEASON PASSING TDS – NFL HISTORY

RANK	PLAYER	PASS TDS
1.	Tom Brady	649
2.	Drew Brees	571
3.	Peyton Manning	539
4.	Brett Favre	508
5.	Aaron Rodgers	478
6.	Philip Rivers	421
7.	Dan Marino	420
8.	Ben Roethlisberger	418
9.	Matt Ryan	381
10.	Eli Manning	366
11.	Matthew Stafford	358
12.	Fran Tarkenton	342
13.	Russell Wilson	334

inductee into the Pro Football Hall of Fame

- QB **Russell Wilson** threw two TD passes against New England in Week 16 of 2023, marking the 103rd time in his career that he's thrown at least two TDs in a single game. His 103 such games ranks third since 2012, trailing only Aaron Rodgers (108) and Tom Brady (108).

MOST REGULAR-SEASON MULTIPLE PASSING TD GAMES – SINCE 2012

RANK	PLAYER	GAMES
1.	Aaron Rodgers	109
2.	Tom Brady	108
3.	Russell Wilson	103
4.	Matthew Stafford	92
5.	Matt Ryan	89

- QB **Russell Wilson** tossed three TDs and zero interceptions (119.3 rtg.) against Kansas City in Week 8 of 2023. It marked the third time in 2023 in which Wilson threw three TDs in a single game.
- Wilson has 46 career regular-season games with at least three TD passes, which is tied for fourth among QBs since 2012.

MOST REGULAR-SEASON 3+ PASSING TD GAMES – SINCE 2012

RANK	PLAYER	GAMES
1.	Aaron Rodgers	58
2.	Tom Brady	56
3.	Drew Brees	54
4.	Russell Wilson	46
	Matthew Stafford	46

- Since entering the league in 2012, QB **Russell Wilson** has totaled 31 games in which he's passed for three TDs with zero interceptions.
- Wilson is one of seven signal callers in NFL history to accomplish the feat in at least 30 games.

MOST REGULAR-SEASON 3+ PASSING TD, 0 INT GAMES – NFL HISTORY

RANK	PLAYER	GAMES
1.	Tom Brady	68
2.	Aaron Rodgers	63
3.	Drew Brees	56
4.	Peyton Manning	51
5.	Brett Favre	36
6.	Ben Roethlisberger	35
7.	Russell Wilson	31

inductee into the Pro Football Hall of Fame

- Since entering the league in 2012, QB **Russell Wilson** has totaled 12 games in which he's passed for four TDs with zero interceptions.

MOST REGULAR-SEASON 4+ PASSING TD, 0 INT GAMES – NFL HISTORY

RANK	PLAYER	GAMES
1.	Tom Brady	28
2.	Aaron Rodgers	27
3.	Drew Brees	26
4.	Peyton Manning	18
5.	Ben Roethlisberger	12
	Russell Wilson	12
	Brett Favre	12

inductee into the Pro Football Hall of Fame

STARTED IN STYLE

- QB **Russell Wilson** owns a 115-72-1 (.614) regular-season record as a starting quarterback.
- His 115 regular-season victories as a starting quarterback are the 13th-most in NFL history.
- His .614 regular-season winning percentage as a starting quarterback is the 10th-highest in NFL history (min. 150 games started).

BEST QB STARTING RECORD – NFL HISTORY (MIN. 150)

RANK	PLAYER	W	L	T	PCT.
1.	Tom Brady	251	82	0	.754
2.	Joe Montana	117	47	0	.713
3.	Peyton Manning	186	79	0	.702
4.	Terry Bradshaw	107	51	0	.677
5.	Ben Roethlisberger	165	81	1	.670
6.	Aaron Rodgers	149	76	1	.662
7.	John Elway	148	82	1	.643
8.	Jim Kelly	101	59	0	.631
9.	Brett Favre	186	112	0	.624
10.	Russell Wilson	115	72	1	.614

inductee into the Pro Football Hall of Fame

- Wilson earned his 115th win as a starting quarterback in his 186th start in Week 10 of 2023 at Buffalo to mark the eighth-fewest starts in NFL history to win 115 games (Tom Brady, 148; Joe Montana, 161; Ben Roethlisberger, 171; Brett Favre, 172; Peyton Manning, 174; Aaron Rodgers, 176; Dan Marino, 182).
- Wilson earned 108 wins in his first 175 regular-season starts, which was the eighth-most by an NFL QB in NFL history through 175 starts (Tom Brady, 136).
- Wilson became the eighth quarterback in NFL history to record 108 wins in their first 175 regular-season starts (Tom Brady, 136; Ben Roethlisberger, 117; Joe Montana, 117; Peyton Manning, 116; Brett Favre, 116; Aaron Rodgers, 114; Dan Marino, 111).
- Wilson earned 100 wins in his first 150 regular-season starts, which was tied for the fourth-most by an NFL QB in NFL history through 150 starts (Tom Brady, 116).
- Wilson became the fifth quarterback in NFL history to record 100 wins in their first 150 regular-season starts (Tom Brady, 116; Joe Montana, 108; Terry Bradshaw, 102; Ben Roethlisberger, 100).

WINNING NO. 115

- QB **Russell Wilson** became the 13th quarterback in NFL history to record 115 regular-season wins as a starter during Denver's Week 10 win at Buffalo in 2023.
- Wilson joined Tom Brady, Peyton Manning, Brett Favre, Drew Brees, Ben Roethlisberger, Aaron Rodgers, John Elway, Dan Marino, Phillip Rivers, Matt Ryan, Eli Manning and Joe Montana as the only quarterbacks in NFL history with at least 115 regular-season wins as a starting quarterback.

MOST REGULAR-SEASON WINS AS STARTING QB – NFL HISTORY

RANK	PLAYER	WINS
1.	Tom Brady	251
2.	Brett Favre	186
	Peyton Manning	186
4.	Drew Brees	172
5.	Ben Roethlisberger	165
6.	Aaron Rodgers	149
	John Elway	148
8.	Dan Marino	147
9.	Philip Rivers	134
10.	Matt Ryan	124
11.	Eli Manning	117
	Joe Montana	117
13.	Russell Wilson	115

inductee into the Pro Football Hall of Fame

RUSS AMONG THE ALL-TIME BEST

- QB **Russell Wilson** ranks second in League history in pass yards/attempt (7.71, min. 5,000 pass attempts) and passer rating (100.0, min. 5,000 pass attempts).

HIGHEST PASSING YARDS/ATTEMPT – NFL HISTORY (MIN. 5,000 ATT.)

RANK	PLAYER	YDS/ATT.
1.	Philip Rivers	7.80
2.	Russell Wilson	7.71
	Aaron Rodgers	7.71
4.	Dan Fouts	7.68
5.	Peyton Manning	7.67

inductee into the Pro Football Hall of Fame

HIGHEST PASSER RATING – NFL HISTORY (MIN. 5,000 ATT.)

RANK	PLAYER	RTG.
1.	Aaron Rodgers	103.6
2.	Russell Wilson	100.0
3.	Drew Brees	98.7
4.	Kirk Cousins	98.2
5.	Tom Brady	97.2

inductee into the Pro Football Hall of Fame

RUSS PLAYOFF NUMBERS

- QB **Russell Wilson** has registered a 9-7 (.562) postseason record as a starting quarterback.
- His nine postseason victories as a starting quarterback are tied for the ninth-most in NFL history.
- Wilson's .562 postseason winning percentage as a starting quarterback is tied for the 10th-highest in NFL history (min. 15 games started).

BEST STARTING QB POSTSEASON RECORD – NFL HISTORY (MIN. 15)

RANK	PLAYER	W	L	T	PCT.
1.	Patrick Mahomes	15	3	0	.833
2.	Terry Bradshaw	14	5	0	.737
3.	Troy Aikman	11	4	0	.733
4.	Tom Brady	35	13	0	.729
5.	Joe Montana	16	7	0	.696
6.	John Elway	14	7	0	.667
7.	Roger Staubach	11	6	0	.647
8.	Joe Flacco	10	6	0	.625
9.	Ben Roethlisberger	13	10	0	.565
10.	Russell Wilson	9	7	0	.562
	Donovan McNann	9	7	0	.562

inductee into the Pro Football Hall of Fame

- He ranks tied for 14th in NFL postseason history in starts with 16.

MOST QB GAMES STARTED – NFL POSTSEASON HISTORY

RANK	PLAYER	STARTS
1.	Tom Brady	48
2.	Peyton Manning	27
3.	Brett Favre	24
4.	Ben Roethlisberger	23
	Joe Montana	23
6.	Aaron Rodgers	21
	John Elway	21
8.	Terry Bradshaw	19
9.	Patrick Mahomes	18
	Dan Marino	18
	Drew Brees	18
12.	Roger Staubach	17
	Jim Kelly	17
14.	Russell Wilson	16
	Joe Flacco	16
	Donovan McNabb	16

inductee into the Pro Football Hall of Fame

- Wilson also ranks fifth in pass yards/attempt (8.39, min. 250 pass attempts) and 10th in passer rating (95.3, min. 250 pass attempts).

HIGHEST PASSING YARDS/ATTEMPT – NFL POSTSEASON HISTORY (MIN. 250 ATT.)

RANK	PLAYER	YDS/ATT.
1.	Kurt Warner	8.55
2.	Jim Plunkett	8.43
3.	Terry Bradshaw	8.41
	Matthew Stafford	8.41
5.	Russell Wilson	8.39

HIGHEST PASSER RATING – NFL POSTSEASON HISTORY (MIN. 500 ATT.)

RANK	PLAYER	RTG.
1.	Patrick Mahomes	105.8
2.	Kurt Warner	102.8
3.	Matthew Stafford	101.7
4.	Matt Ryan	100.8
5.	Aaron Rodgers	100.1
6.	Josh Allen	100.0
7.	Alex Smith	97.4
8.	Drew Brees	97.1
9.	Joe Montana	95.6
10.	Russell Wilson	95.3

WILSON WILD COMEBACKS

- In Denver's 21-20 victory vs. Minnesota in Week 10 of 2023, when the Vikings took a five-point lead (20-15) with 3:17 left in the fourth quarter, QB **Russell Wilson** rallied the Broncos from a tie or deficit in the fourth quarter for the 39th time in his career and the fourth time in 2023 (Week 4 at Chicago, Week 7 vs. Green Bay, Week 9 at Buffalo and Week 10 vs. Minnesota), which is 10th in NFL history.

MOST GAME-WINNING DRIVES – NFL HISTORY

RANK	PLAYER	GWD
1.	Tom Brady	58
2.	Peyton Manning	54
3.	Ben Roethlisberger	53
	Drew Brees	53
5.	Dan Marino	47
6.	Matt Ryan	46
7.	Matthew Stafford	44
8.	Brett Favre	43
9.	John Elway	40
10.	Russell Wilson	39

inductee into the Pro Football Hall of Fame

MOST GAME-WINNING DRIVES – SINCE 2012

RANK	PLAYER	GWD
1.	Russell Wilson	39
2.	Matthew Stafford	38
3.	Derek Carr	34
4.	Ben Roethlisberger	30
	Tom Brady	30
	Matt Ryan	30
7.	Kirk Cousins	29
8.	Ryan Tannehill	27
9.	Drew Brees	26
10.	Andy Dalton	25
	Aaron Rodgers	25

MOST GAME-WINNING DRIVES – 2023

RANK	PLAYER	GWD
1.	Geno Smith	5
2.	Russell Wilson	4
	Jalen Hurts	4
	Desmond Ridder	4
	Josh Allen	4

- Wilson led the Broncos to an offensive scoring drive in the fourth quarter with the team trailing by one score to either tie or take the lead four times in 2023 (Week 4 at Chicago, Week 7 vs. Green Bay, Week 9 at Buffalo and Week 10 vs. Minnesota) and 31 times in his career, which is tied for ninth in NFL history.

MOST 4TH QUARTER COMEBACKS – NFL HISTORY

RANK	PLAYER	YEARS	4QC
1.	Tom Brady	2001-22	55
2.	Peyton Manning	1998-2015	45
3.	Ben Roethlisberger	2004-21	44
4.	Matt Ryan	2008-22	39
5.	Drew Brees	2002-20	38
6.	Matthew Stafford	2009-	37
7.	Dan Marino	1983-99	36
	Johnny Unitas	1956-70	36
9.	Russell Wilson	2012-	35
	John Elway	1983-98	35

inductee into the Pro Football Hall of Fame

MOST 4TH QUARTER COMEBACKS – 2023

RANK	PLAYER	4QC
1.	Russell Wilson	4
	Geno Smith	4
3.	Jalen Hurts	3
	Kenny Pickett	3
	Zach Wilson	3

MOST 4TH QUARTER COMEBACKS – SINCE 2012

RANK	PLAYER	4QC
1.	Russell Wilson	31
2.	Matthew Stafford	30
3.	Derek Carr	28
4.	Matt Ryan	27
5.	Ryan Tannehill	26
6.	Tom Brady	25
7.	Ben Roethlisberger	23
	Kirk Cousins	23
9.	Andy Dalton	21
10.	Drew Brees	18
	Aaron Rodgers	18

- Wilson picked up his 27th regular-season victory and fourth in 2023 (Week 4 at Chicago, Week 7 vs. Green Bay, Week 10 at Buffalo and Week 11 vs. Minnesota) in games decided by three points or less.
- Wilson's four victories in games decided by three points or less in 2023 was the most in the NFL.

MOST QB VICTORIES IN GAMES DECIDED BY THREE PTS OR LESS – 2023

RANK	PLAYER	WINS
1.	Russell Wilson	4
2.	Jordan Love	3
	Geno Smith	3
	Gardner Minshew	3
	Desmond Ridder	3

- Wilson improved to 27-24-1 (.529) in regular-season games decided by three points or less with him under center.
- Wilson's 27 regular-season victories in games decided by three points or less with him under center are the most in the NFL since 2012.

MOST QB VICTORIES IN REGULAR-SEASON GAMES DECIDED BY THREE PTS OR LESS – SINCE 2012

RANK	PLAYER	WINS
1.	Russell Wilson	27
2.	Derek Carr	25
	Matthew Stafford	25
4.	Ryan Tannehill	24
5.	Matt Ryan	20

- Wilson's .529 regular-season win percentage in games decided by three points or less with him under center is the seventh-highest in NFL history.

- Wilson has throw 30 or more TD passes five times over his 12-year career. The five 30+ TD passing seasons are the seventh-most since the 1970 AFL-NFL merger.

HIGHEST QB WIN PCT. IN REGULAR-SEASON GAMES DECIDED BY THREE PTS OR LESS – NFL HISTORY (MIN. 50)

RANK	PLAYER	W	L	T	PCT.
1.	Tom Brady	39	20	0	.661
2.	Peyton Manning	37	21	0	.638
3.	Dan Marino	33	23	0	.589
4.	Ben Roethlisberger	33	23	1	.588
5.	Brett Favre	33	24	0	.579
6.	Matthew Stafford	28	23	1	.548
7.	Russell Wilson	27	24	1	.529
8.	Drew Bledsoe	26	25	0	.510
9.	Matt Ryan	29	28	1	.509
10.	Drew Brees	34	34	0	.500

THROWING TO PAY DIRT

- QB **Russell Wilson** has thrown three 20 or more TD passes 11 times over his 12-year career. The 11 20+ TD passing seasons are tied for the 11th-most since the 1970 AFL-NFL merger.

20+ TD PASS SEASONS – SINCE 1970

RANK	PLAYER	SEASONS
1.	Tom Brady	20
2.	Drew Brees	17
3.	Peyton Manning	16
4.	Brett Favre	15
	Philip Rivers	15
6.	Dan Marino	13
	Aaron Rodgers	13
	Matt Ryan	13
9.	Ben Roethlisberger	12
	Eli Manning	12
11.	Russell Wilson	11
	Matthew Stafford	11

- Wilson has thrown 25 or more TD passes nine times over his 12-year career. The nine 25+ TD passing seasons are tied for the seventh-most since the 1970 AFL-NFL merger.

25+ TD PASS SEASONS – SINCE 1970

RANK	PLAYER	SEASONS
1.	Tom Brady	17
2.	Peyton Manning	16
3.	Drew Brees	14
4.	Aaron Rodgers	13
5.	Brett Favre	11
	Philip Rivers	11
7.	Russell Wilson	9
	Ben Roethlisberger	9
	Matt Ryan	9
10.	Kirk Cousins	8

30+ TD PASS SEASONS – SINCE 1970

RANK	PLAYER	SEASONS
1.	Drew Brees	10
2.	Peyton Manning	9
	Brett Favre	9
	Tom Brady	9
5.	Aaron Rodgers	8
6.	Philip Rivers	6
7.	Russell Wilson	5
8.	Ben Roethlisberger	4
	Patrick Mahomes	4
	Dan Marino	4
	Tony Romo	4

- Wilson has registered 103 multi-TD pass games in his regular-season career, which is the 12th-most in NFL history.

MOST MULTI-TD PASS GAMES – NFL HISTORY

RANK	PLAYER	GAMES
1.	Tom Brady	204
2.	Drew Brees	173
3.	Peyton Manning	165
4.	Brett Favre	159
5.	Aaron Rodgers	151
6.	Philip Rivers	142
7.	Dan Marino	127
8.	Ben Roethlisberger	124
9.	Matt Ryan	118
10.	Eli Manning	107
11.	Matthew Stafford	109
12.	Russell Wilson	103

- Wilson has recorded three or more passing TDs in 46 regular season games, which is the 12th-most in NFL history.

MOST 3+ TD PASS GAMES – NFL HISTORY

RANK	PLAYER	GAMES
1.	Tom Brady	104
2.	Drew Brees	97
3.	Peyton Manning	93
4.	Aaron Rodgers	82
5.	Brett Favre	72
6.	Dan Marino	62
7.	Philip Rivers	61
8.	Ben Roethlisberger	56
9.	Matthew Stafford	55
10.	Eli Manning	49
11.	Matt Ryan	47
12.	Russell Wilson	46

- Wilson has registered a passer rating of 100.0 or higher in 96 regular-season games, which is ninth in NFL history.

MOST GAMES WITH 100.0+ PASSER RATING – NFL HISTORY

RANK	PLAYER	GAMES
1.	Tom Brady	156
2.	Drew Brees	141
3.	Aaron Rodgers	120
4.	Peyton Manning	112
5.	Philip Rivers	111
6.	Brett Favre	108
7.	Ben Roethlisberger	102
8.	Matt Ryan	97
9.	Russell Wilson	96
10.	Matthew Stafford	78

A DUAL-THREAT QB

- QB **Russell Wilson** rushed for 56 yards on six carries (9.3 avg.) in Week 2 of 2023 vs. Washington. He surpassed 5,000 rushing yards for his career.
- Wilson became the first QB in league history to pass for 40,000 yards while rushing for 5,000.
- For his career, Wilson has tallied 981 rushes for 5,307 yards (5.4 avg.) with 29 rushing TDs. His 5,307 yards on the ground are the third-most all time among signal callers, trailing only Mike Vick (6,109) and Cam Newton (5,628).

MOST REGULAR-SEASON QB RUSH YARDS – NFL HISTORY

RANK	PLAYER	GP	ATT.	YDS.	AVG.	TDs
1.	Michael Vick	143	873	6,109	7.0	36
2.	Cam Newton	148	1,118	5,628	5.0	75
3.	Russell Wilson	188	981	5,307	5.4	29
4.	Lamar Jackson	88	896	5,425	6.1	29
5.	Randall Cunningham	162	775	4,928	6.4	35

WILSON POSTS SECOND-MOST REGULAR-SEASON TDs IN FIRST 12 YEARS

- QB **Russell Wilson** threw his 329th career TD in Week 13 of 2023 at Houston. His TD pass eclipsed Pro Football Hall of Fame QB Dan Marino (328) for the second-most passing TDs by an NFL quarterback in his first 12 professional seasons.

MOST REGULAR-SEASON PASSING TDs IN FIRST 12 SEASONS IN NFL

RANK	PLAYER	PASS TDs
1.	Peyton Manning	366
2.	Russell Wilson	334
3.	Dan Marino	328
4.	Drew Brees	324
5.	Matt Ryan	321

inductee into the Pro Football Hall of Fame

WILSON'S PASSER RATING CONSISTENTLY OVER 100

- QB **Russell Wilson** has recorded the most regular-season games with a passer rating of 100.0 or higher (96) among all NFL quarterbacks since entering the league in 2012.

MOST REGULAR-SEASON GAMES WITH PASSER RATING OF 100 OR HIGHER – SINCE 2012

RANK	PLAYER	GAMES
1.	Russell Wilson	96
2.	Tom Brady	81
3.	Aaron Rodgers	80
4.	Drew Brees	77
5.	Matt Ryan	74

- Wilson has a 100.0 career passer rating. He's one of four passers in NFL history to record a career passer rating of 100 or higher, trailing only Aaron Rodgers (103.6), Patrick Mahomes (103.5) and Deshaun Watson (100.8) (min. 50 GP).

HIGHEST REGULAR-SEASON PASSER RTG. – NFL HISTORY (MIN. 50 GP)

RANK	PLAYER	RTG.
1.	Aaron Rodgers	103.5
2.	Patrick Mahomes	103.3
3.	Russell Wilson	100.0
4.	Deshaun Watson	99.4
5.	Dak Prescott	98.7

MR. 300 / 100

- QB **Russell Wilson** has completed 3,668-of-5,665 passes (64.7%) for 43,653 yards with 334 TDs and 106 interceptions (100.0 rtg.).
- With 300+ passing TDs and a passer rating of 100 or higher, Wilson is one of two signal callers in League history with those totals, joining Aaron Rodgers.

300+ PASSING TDs, 100.0+ QB RATING – NFL HISTORY

RANK	PLAYER	PASS TDs	RTG.
1.	Aaron Rodgers	478	103.5
2.	Russell Wilson	334	100.0

RUSS TOOK ON THE NFC

- QB **Russell Wilson** is 81-46-1 (.637) as a starter in the regular season against NFC opponents during his career.
- Wilson's 81 victories against NFC opponents are the sixth-most by any quarterback in NFL history.

MOST NFC VICTORIES AS STARTING QB – NFL HISTORY

RANK	PLAYER	WINS
1.	Brett Favre	138
2.	Drew Brees	115
3.	Aaron Rodgers	110
4.	Matt Ryan	91
5.	Eli Manning	86
6.	Russell Wilson	81

inductee into the Pro Football Hall of Fame

- Wilson's .637 winning percentage against NFC opponents is the sixth-highest by any quarterback in NFL history (min. 100 starts).

BEST NFC WIN PCT. AS STARTING QB – NFL HISTORY (MIN. 100)

RANK	PLAYER	W	L	T	PCT.
1.	Tom Brady	80	27	0	.748
2.	Joe Montana	78	29	0	.729
3.	Steve Young	73	36	0	.670
4.	Aaron Rodgers	110	56	1	.662
5.	Brett Favre	138	77	0	.642
6.	Russell Wilson	81	46	1	.637

inductee into the Pro Football Hall of Fame

NAJEE HARRIS (ING) OPPOSING DEFENSES

- RB **Najee Harris** is the only player in the NFL to register 1,000 yards rushing in each of the last three seasons.

NFL CONSECUTIVE 1,000-YARD RUSHING SEASONS – ACTIVE

RANK	PLAYER	SEASONS
1.	Najee Harris, Pittsburgh Steelers	3 (2021-23)
2.	Derrick Henry, Tennessee Titans	2 (2002-23)
	Tony Pollard, Dallas Cowboys	2 (2002-23)
	Christian McCaffrey, San Francisco 49ers	2 (2002-23)
	Travis Etienne, Jacksonville Jaguars	2 (2002-23)

- Harris is the first player in franchise history to record 1,000 yards rushing in each of his first three seasons in the NFL.
- His three 1,000-yard rushing seasons are tied for the third-most in franchise history (Le'Veon Bell, Willie Parker).

MOST 1,000-YARD RUSHING SEASONS – FRANCHISE HISTORY

RANK	PLAYER	SEASONS
1.	Franco Harris	8
2.	Jerome Bettis	6
3.	Najee Harris	3
	Le'Veon Bell	3
	Willie Parker	3

- Harris is the 17th player in NFL history to record 1,000 yards rushing in each of his first three seasons in the NFL.
- He is the first player in the League to record 1,000 yards rushing in each of his first three seasons in the NFL since Alfred Morris (Washington, 2012-14).

THREE 1,000-YARD RUSHING SEASONS IN FIRST THREE YEARS

PLAYER	SEASONS
Najee Harris, Pittsburgh Steelers	3 (2021-23)
Alfred Morris, Washington Redskins	3 (2012-14)
Chris Johnson, Tennessee Titans	3 (2008-10)
Adrian Peterson, Minnesota Vikings	3 (2007-09)
Clinton Portis, Washington Redskins	3 (2002-04)
LaDainian Tomlinson, San Diego Chargers	3 (2001-03)
Corey Dillon, Cincinnati Bengals	3 (1997-99)
Eddie George, Tennessee Titans	3 (1996-98)
Curtis Martin, New England Patriots	3 (1995-97)
Terrell Davis, Denver Broncos	3 (1995-97)
Barry Sanders, Detroit Lions	3 (1989-91)
Eric Dickerson, L.A. Rams	3 (1983-85)
Ottis Anderson, St. Louis Cardinals	3 (1979-81)
William Andrews, Atlanta Falcons	3 (1979-81)
Earl Campbell, Houston Oilers	3 (1978-80)
Tony Dorsett, Dallas Cowboys	3 (1977-79)
John Brockington, Green Bay Packers	3 (1971-73)

- Harris recorded season-highs in carries (27), rushing yards (122), TDs (two) and rushing yards over expected (+41) in Week 17 at Seattle. He gained 118 of his rushing yards after contact, the second-most in a game in his career.
- Harris rushed for 722 yards after Week 9 in 2023, which was the second-most in the League over the span.

MOST RUSHING YARDS – AFTER WEEK 9 IN 2023

RANK	PLAYER. TEAM	RUSH YDS
1.	Christian McCaffrey, San Francisco 49ers	807
2.	Najee Harris, Pittsburgh Steelers	722
3.	Devin Singletary, Houston Texans	715
4.	Kyren Williams, L.A. Rams	688
5.	Rachaad White, Tampa Bay Buccaneers	685

- Harris registered eight carries for at least 20 yards in 2023, which was tied for the fourth-most in the NFL.

MOST 20+ YARD RUNS – 2023

RANK	PLAYER. TEAM	20+ RUNS
1.	James Conner, Arizona Cardinals	11
2.	Jahmyr Gibbs, Detroit Lions	10
3.	Christian McCaffrey, San Francisco 49ers	9
4.	Najee Harris, Pittsburgh Steelers	8
	Devon Achane, Miami Dolphins	8

- Harris is one of two players in the NFL with 3,400 or more rushing yards and 880 or more receiving yards since the start of the 2021 season.

PLAYERS WITH 3,300+ RUSH YARDS, 875+ REC. YARDS – SINCE 2021

PLAYER. TEAM	RUSH YDS	REC YDS
Najee Harris, Pittsburgh Steelers	3,408	880
Josh Jacobs, Green Bay Packers	3,565	1,064

- Harris' 3,408 rush yards are the fourth-most in the NFL since the start of the 2021 season.

MOST RUSH YARDS – SINCE 2021

RANK	PLAYER. TEAM	YDS
1.	Derek Henry, Baltimore Ravens	3,772
2.	Josh Jacobs, Green Bay Packers	3,565
3.	Jonathan Taylor, Indianapolis Colts	3,564
4.	Najee Harris, Pittsburgh Steelers	3,408
5.	Joe Mixon, Houston Texans	3,237

- Harris' 4,288 scrimmage yards are the sixth-most by a running back in the NFL since the start of the 2021 season.

MOST SCRIMMAGE YARDS BY RUNNING BACK – SINCE 2021

RANK	PLAYER. TEAM	YDS
1.	Christian McCaffrey, San Francisco 49ers	4,688
2.	Josh Jacobs, Green Bay Packers	4,629
3.	Derrick Henry, Baltimore Ravens	4,550
4.	Joe Mixon, Houston Texans	4,412
5.	Austin Ekeler, Washington Commanders	4,406
6.	Najee Harris, Pittsburgh Steelers	4,288
7.	Jonathan Taylor, Indianapolis Colts	4,252
8.	Alvin Kamara, New Orleans Saints	4,174
9.	Saquon Barkley, Philadelphia Eagles	3,996
10.	Tony Pollard, Tennessee Titans	3,946

RUMBLE, YOUNG MAN, RUMBLE

- RB **Jaylen Warren** led the team with 129 yards on nine carries (14.3 avg.) while adding 16 receiving yards on three receptions (5.3 avg.) in Week 11 of 2023 at Cleveland.
- Warren registered a 74-yard TD run with 14:10 remaining in the third quarter that cut the Browns lead to 10-7.
- The 74-yard TD run is the longest by the Steelers since Le'Veon Bell had an 81-yard TD run in Week 3 of 2014 (at Carolina).
- The 74-yard TD run is the second-longest by the Steelers in the series history with Cleveland (Willie Parker had an 80-yard TD run in Week 16 of 2005).
- He was the first Steelers player to rush for 100 or more yards in consecutive games since James Conner in Weeks 2-3 of 2020.
- Warren is the first undrafted running back to register back-to-back 100-yard rushing games since C.J. Anderson (L.A. Rams) in Weeks 16 and 17 of 2018.
- He is the second undrafted running back in franchise history to register back-to-back 100-yard rushing games. Willie Parker is the only other undrafted running back in franchise history to accomplish the feat (had streaks of four games, three games, three games, two games, two games and two games).
- Warren registered 19 runs of 10 yards or more after Week 9 in 2023, which was tied for the fifth-most in the League over the span.

MOST 10+ RUSHES – AFTER WEEK 9

RANK	PLAYER. TEAM	10+ RUSHES
1.	Christian McCaffrey, San Francisco 49ers	28
2.	James Conner, Arizona Cardinals	21
3.	Devin Singletary, Houston Texans	20
	James Cook, Buffalo Bills	20
5.	Jaylen Warren, Pittsburgh Steelers	19
	Saquon Barkley, N.Y. Giants	19
	Jonathan Taylor, Indianapolis Colts	19

- Warren averaged 5.86 yards/rush after Week 9 in 2023, which was the second-best in the League over the span (min. 100 carries).

MOST YARDS/RUSH – AFTER WEEK 9 (MIN. 100)

RANK	PLAYER. TEAM	YDS/RUSH
1.	Christian McCaffrey, San Francisco 49ers	5.98
2.	Jaylen Warren, Pittsburgh Steelers	5.86
3.	Kyren Williams, L.A. Rams	5.25
4.	Jahmyr Gibbs, Detroit Lions	5.15
5.	David Montgomery, Detroit Lions	5.04

FREIERMUTH, FLYING HIGH

- TE **Pat Freiermuth**, who missed five games to injury, finished the 2023 season with 32 receptions for 308 yards (9.6 avg.) and two TDs.
- Freiermuth recorded the first 100-yard receiving game of his career, finishing with nine receptions for 120 yards (both career highs) in Week 12 of 2023 at Cincinnati.
- His 120 yards receiving were the 10th-most by a tight end in the NFL in 2023.

MOST RECEIVING YARDS BY TE – GAME – 2023

RANK	PLAYER. OPP.	YDS
1.	Travis Kelce, Kansas City vs. L.A. Chargers, Week 7	179
2.	George Kittle, San Francisco vs. Cincinnati, Week 8	149
3.	Sam LaPorta, Detroit vs. New Orleans, Week 13	140
4.	T.J. Hockenson, Minnesota vs. New Orleans, Week 10	134
	David Njoku, Cleveland vs. N.Y. Jets, Week 17	134
6.	Trey McBride, Arizona vs. Atlanta, Week 10	131
7.	Dalton Schultz, Houston vs. Tampa Bay, Week 9	130
8.	George Kittle, San Francisco vs. Baltimore, Week 16	126
9.	Travis Kelce, Kansas City vs. Denver, Week 6	124
10.	Pat Freiermuth, Pittsburgh at Cincinnati, Week 12	120

- His 120 yards receiving are the third-most by a tight end in franchise history.

MOST RECEIVING YARDS BY TE – GAME – FRANCHISE HISTORY

RANK	PLAYER. OPP.	YDS
1.	Eric Green at Philadelphia, Week 4 of 1991	158
2.	Jesse James vs. Kansas City, Week 2 of 2018	138
3.	Pat Freiermuth at Cincinnati, Week 12 of 2023	120
4.	Eric Green at Seattle, Week 17 of 1993	119
5.	Heath Miller vs. Green Bay, Week 15 of 2009	118

- His nine receptions are tied for the fifth-most by a tight end in franchise history.

MOST RECEPTIONS BY TE – GAME – FRANCHISE HISTORY

RANK	PLAYER. OPP.	REC.
1.	Heath Miller vs. Tampa Bay, Week 4 of 2014	10
	Heath Miller vs. Cincinnati, Week 8 of 2015	10
	Heath Miller at Cincinnati, Week 15 of 2015	10
	Heath Miller vs. Baltimore, Week 14 of 2017	10
5.	Pat Freiermuth at Cincinnati, Week 12 of 2023	9
	Randy Grossman vs. Houston Oilers, Week 8 of 1978	9

- His 63 receptions in 2022 were tied for the fourth-most in a season by a tight end in franchise history.

MOST RECEPTIONS BY TE – SEASON – FRANCHISE HISTORY

RANK	PLAYER. YEAR	REC.
1.	Heath Miller, 2009	76
2.	Heath Miller, 2012	71
3.	Heath Miller, 2014	66
4.	Pat Freiermuth, 2022	63
	Eric Green, 1993	63
6.	Pat Freiermuth, 2021	60
	Heath Miller, 2015	60
8.	Heath Miller, 2013	58
9.	Eric Ebron, 2020	56
10.	Heath Miller, 2011	51

- His 732 receiving yards in 2022 were the fifth-most in a season by a tight end in franchise history.

MOST RECEIVING YARDS BY TE – SEASON – FRANCHISE HISTORY

RANK	PLAYER. YEAR	YDS
1.	Eric Green, 1993	942
2.	Heath Miller, 2012	816
3.	Heath Miller, 2009	789
4.	Heath Miller, 2014	761
5.	Pat Freiermuth, 2022	732
6.	Heath Miller, 2011	631
7.	Eric Green, 1994	618
8.	Vance McDonald, 2018	610
9.	Heath Miller, 2013	593
10.	Eric Green, 1991	582

- His 11 TD receptions are tied for the 11th-most among tight ends since the start of the 2021 season.

MOST TD RECEPTIONS BY TE – NFL – SINCE 2021

RANK	PLAYER	TDS
1.	Travis Kelce, Kansas City Chiefs	26
2.	George Kittle, San Francisco 49ers	24
3.	Mark Andrews, Baltimore Ravens	20
4.	Dalton Schultz, Houston Texans	18
5.	Hunter Henry, New England Patriots	17
	Dawson Knox, Buffalo Bills	17
7.	Juwon Johnson, New Orleans Saints	16
8.	T.J. Hockenson, Minnesota Vikings	15
9.	David Njoku, Cleveland Browns	14
10.	Cole Kmet, Chicago Bears	13
11.	Pat Freiermuth, Pittsburgh Steelers	11
	Gerald Everett, L.A. Chargers	11
	Evan Engram, Jacksonville Jaguars	11

- His 155 receptions are the most by a tight end in franchise history over their first three years in the NFL.

MOST RECEPTIONS IN FIRST THREE YEARS – FRANCHISE HISTORY

RANK	PLAYER	REC.
1.	Pat Freiermuth	155
2.	Heath Miller	120
3.	Jesse James	90
4.	Eric Green	89
5.	Mark Bruener	56

- Freiermuth was the 10th tight end in NFL history to reach 100 career receptions in 25 games or less.
- Freiermuth reached 100 career receptions in his 25th game in the NFL, which is the 10th-fewest games needed to reach 100 receptions in NFL history.
- Freiermuth reached 1,000 receiving yards in his 26th career games, which is tied for the fastest by a tight end in franchise history (Eric Green).
- His 1,537 receiving yards are the most by a tight end in franchise history over their first three years in the NFL.

MOST YARDS BY TE IN FIRST THREE YEARS – FRANCHISE HISTORY

RANK	PLAYER	YDS
1.	Pat Freiermuth	1,537
2.	Heath Miller	1,418
3.	Eric Green	1,121
4.	Jesse James	766
5.	Bennie Cunningham	717

- His 11 TD catches are the third-most by a tight end in franchise history over their first three years in the NFL.

MOST TD RECEPTIONS BY TE IN FIRST THREE YEARS – FRANCHISE HISTORY

RANK	PLAYER	TDS
1.	Heath Miller	18
2.	Eric Green	15
3.	Pat Freiermuth	11
4.	Mark Bruener	9
5.	Jesse James	7

PICK(ENS) OF THE LITTER

- WR **George Pickens** caught 63 passes for 1,140 yards (18.1 avg.) and five TDs in 2023.
- Pickens' 18.1 yards/reception was the second-best in the NFL in 2023 (min. two receptions/game).

BEST YARDS/REC. – 2023 (MIN. 2 REC./GAME)

RANK	PLAYER	AVG.
1.	George Pickens, Pittsburgh Steelers	18.1
2.	Brandon Aiyuk, San Francisco 49ers	17.9
3.	Amari Cooper, Cleveland Browns	17.4
4.	DK Metcalf, Seattle Seahawks	16.9
5.	Gabe Davis, Buffalo Bills	16.6

- His 18.1 yards/reception in 2023 was tied for the fourth-best in franchise history since 2000 (min. two receptions/game).

BEST YARDS/REC. – FRANCHISE – SINCE 2000 (MIN. 2 REC./GAME)

RANK	PLAYER, YEAR	AVG.
1.	Mike Wallace, 2010	21.0
2.	Plaxico Burress, 2004	19.9
3.	Mike Wallace, 2009	19.4
4.	George Pickens, 2023	18.1
	Santonio Holmes, 2007	18.1

- Pickens is the first Steelers wideout with back-to-back 100-yard receiving games since Diontae Johnson in Week 10 (vs. Cincinnati) and Week 11 (at Jacksonville) of 2020.
- His 326 receiving yards in weeks 16 and 17 (195 vs. Cincinnati; 131 at Seattle) is the fourth-most in a two-game span in franchise history.

MOST YARDS IN TWO-GAME SPAN – FRANCHISE HISTORY

RANK	NAME	WEEKS	YEAR	YARDS
1.	Antonio Brown	9,10	2015	423
2.	Antonio Brown	8,9	2015	331
3.	Antonio Brown	1,2	2015	328
4.	George Pickens	16,17	2023	326
5.	Plaxico Burress	8,9	2002	322

- Pickens registered five 100-yard receiving games in 2023 and six in his career.
- His five 100-yard receiving games in 2023 are tied for the eighth-most in single-season franchise history.

MOST 100-YARD GAMES – SEASON – FRANCHISE HISTORY

RANK	PLAYER, YEAR	GAMES
1.	Antonio Brown, 2015	9
2.	Julu Smith-Schuster, 2018	8
	Antonio Brown, 2017	8
	Antonio Brown, 2014	8
5.	Mike Wallace, 2010	7
	John Stallworth, 1984	7
7.	Yancey Thigpen, 1997	6
8.	George Pickens, 2023	5
	Four others played tied with	5

- His six 100-yard receiving games in 2023 are tied for the third-most by a Steelers player in their first two seasons in the NFL.

MOST 100-YARD GAMES IN FIRST TWO YEARS – FRANCHISE HISTORY

RANK	PLAYER, YEARS	GAMES
1.	Juju Smith-Schuster, 2017-18	11
2.	Mike Wallace, 2009-10	8
3.	George Pickens, 2022-23	6
	Louis Lipps, 1984-85	6
5.	Martavis Bryant, 2014-15	5

- Pickens recorded a career-best and team-high 195 receiving yards and two TDs on four receptions in Week 16 vs. Cincinnati.
- He is the second wide receiver in franchise history to register multiple 60+ yard TD receptions in the same game (Louis Lipps in Week 14 of 1988 at Houston).
- Pickens is the sixth wide receiver in the NFL to register multiple 60+ yard TD receptions in the same game since 2006 (Tyreek Hill, Week 13 of 2023, Gabe Davis, Week 5 of 2022, Ja'Marr Chase, Week 17 of 2022, Odell Beckham Jr., Week 6 of 2016 and Lee Evans, Week 11 of 2006).
- He is the first wide receiver in franchise history to register at least 195 yards and two receiving TDs in a game since Antonio Brown in Week 3 of 2013 vs. Chicago (196 yards and two TD).
- Pickens connected with QB Mason Rudolph for an 86-yard TD pass that gave the Steelers a 7-0 lead with 10:45 left in the first quarter and a 66-yard TD pass that gave the Steelers a 31-8 lead with 9:38 left in the third quarter.
- His 86-yard TD reception was the longest reception, TD reception and offensive play from scrimmage in the NFL this season.

LONGEST PLAY FROM SCRIMMAGE – NFL – 2023

RANK	PLAYER, OPP.	YDS
1.	George Pickens, Pittsburgh vs. Cincinnati, Week 16	86
2.	Breece Hall, N.Y. Jets vs. Buffalo, Week 1	83
3.	Khalil Shakir, Buffalo vs. N.Y. Jets, Week 11	81
4.	Gus Edwards, Baltimore vs. Detroit, Week 7	80
	Tee Higgins, Cincinnati at Pittsburgh, Week 16	80

- Pickens' 86-yard TD reception is the longest receiving TD in franchise history since Juju Smith-Schuster's 97-yard TD reception in Week 12 of 2018 at Denver.
- His 195 yards receiving is the most by a Steelers wideout since Antonio Brown had 213 in Week 14 of 2017 vs. Baltimore.

MOST RECEIVING YARDS – NFL – 2023 SINGLE GAME

RANK	PLAYER, OPP.	YDS
1.	Amari Cooper, Cleveland at Houston, Week 16	265
2.	D.J. Moore, Chicago at Washington, Week 5	230
3.	Tyreek Hill, Miami at L.A. Chargers, Week 1	215
	Keenan Allen, L.A. Chargers at Minnesota, Week 3	215
5.	George Pickens, Pittsburgh vs. Cincinnati, Week 16	195

- Pickens led the NFL in 2023 with three TD receptions of at least 65 yards.
- His 48.8 yards/catch is the best in franchise history (min. four receptions). The previous record was 43.4 yards/catch by Theo Bell in Week 13 of 1980 vs. Miami.

BEST YARDS/REC. – FRANCHISE HISTORY (MIN. 4)

RANK	PLAYER, OPP.	YDS
1.	George Pickens vs. Cincinnati, Week 16 of 2023	48.8
2.	Theo Bell vs. Miami, Week 13 of 1980	43.3
3.	Louis Lipps at Houston Oilers, Week 14 of 1988	41.5
4.	Charles Johnson at San Diego Chargers, Week 17 of 1994	41.3
5.	Lynn Swann vs. Cincinnati, Week 14 of 1979	38.4

- Pickens' 48.8 yards/catch is the best in the NFL (min. four receptions) since Philadelphia's DeSean Jackson had four receptions for 210 yards (52.5 avg.) in Week 14 of 2010 at Dallas.
- His 48.8 yards/catch is the third-best since the 1970 AFL-NFL merger (min. four receptions).

BEST YARDS/RECEPTION – NFL – SINCE 1970 (MIN. 4)

RANK	PLAYER, OPP.	YDS
1.	DeSean Jackson, Philadelphia at Dallas, Week 14 of 2010	52.5
2.	Gary Clark, Washington vs. Atlanta, Week 11 of 1991	50.8
3.	George Pickens vs. Cincinnati, Week 16 of 2023	48.8
4.	Jessie Hester, L.A. Raiders vs. Philadelphia, Week 13 of 1986	41.3
5.	Carroll Dale, Green Bay vs. Atlanta, Week 2 of 1970	38.4

- He recorded 100-yard receiving games in consecutive games (Week 5 vs. Baltimore and Week 7 at L.A. Rams).
- Pickens was the first Steelers wideout with 100-yard receiving games in consecutive outings since **Diontae Johnson** in 2020 (Week 10 vs. Cincinnati and Week 11 at Jacksonville).
- He connected with QB Kenny Pickett for a 41-yard TD pass that gave the Steelers a 14-10 lead with 1:17 left in the fourth quarter in Week 5 vs. Baltimore.
- He caught four passes for a career-high 127 yards (31.8 avg.) and one TD in the Week 2 victory over Cleveland. He connected with QB Kenny Pickett for a 71-yard TD pass that gave the Steelers a 16-11 lead with 6:16 left in the second quarter.
- The 71-yard reception was the longest of his career and longest reception by the Steelers since Chase Claypool had an 84-yard TD catch in Week 2 of 2020 (vs. Denver).

FIELD(S) OF DREAMS

- QB **Justin Fields** made his debut with the Steelers franchise in Week 1 at Atlanta. He completed 17-of-23 passes for 153 yards. Fields also added 57 yards rushing. He was the second signal caller in NFL history and first since Cam Newton in 2020 to complete at least 70.0% of his passes and rush for 50+ yards.

QB WITH 70.0%+ COMPLETION PCT., 50+ RUSH YARDS – SINCE 1970

PLAYER, OPP.	COMP. PCT.	RUSH YDS.
Justin Fields, PIT at ATL, Week 1 of 2024	17-23 (73.9)	57
Cam Newton, NE vs. MIA, Week 1 of 2020	15-19 (78.9)	75

- Fields completed 13-of-20 passes (65.0 percent) for 117 yards, one TD, zero interceptions and a 97.3 rating in Week 2 at Denver. He threw a five-yard TD pass to TE **Darnell Washington** to give Pittsburgh a 7-0 lead with 1:56 left in the first quarter.
- Fields has not thrown an interception in four consecutive starts, which is the longest streak in his career.
- Fields opened a season 2-0 as a starting quarterback for the first time in his career and registered his fourth career winning streak of two consecutive starts (Weeks 4-5, 2021; Weeks 12-14 and 16-17, 2023).
- Fields has now rushed 378 times for 2,304 yards (6.1 avg.) with four TDs over his four-year career. His 2,304 yards are the sixth-most over a quarterback's first four seasons in NFL history.

MOST QB RUSH YARDS IN FIRST FOUR SEASONS – NFL HISTORY

RANK	PLAYER	RUSH YDS.
1.	Lamar Jackson	3,673
2.	Cam Newton	2,571
3.	Jalen Hurts	2,503
4.	Russell Wilson	2,430
5.	Josh Allen	2,325
6.	Justin Fields	2,304

- Fields appeared in 13 games in 2023, completing 227-of-370 passes for 2,562 yards with 16 TDs, good for an 86.3 passer rating. He has also rushed 124 times for 657 yards with four TDs.
- Fields set career-highs in completions, attempts, completion percentage (61.4%), passing yards and passer rating in 2023. He also threw a career-low nine interceptions.
- Despite missing four games, Fields ranked second in rushing yards among quarterbacks (657), was tied for ninth in 20+ yard TD passes (8) and was tied for 16th in completions of 20+ yards (45).

- In Week 14 of 2023 vs. Detroit, Fields eclipsed 2,000 rushing yards for his career. In doing so, he became the second-fastest quarterback in NFL history to reach 2,000 rushing yards, needing only 36 games (Lamar Jackson, 33).
- Fields is the third quarterback in NFL history with at least 2,000 rushing yards in his first three seasons (Jackson, 2,906; Cam Newton, 2,032). Fields also became the second-fastest quarterback in NFL history to reach 5,000 passing yards and 2,000 rushing yards (Jackson, 35 games).

WIZARD OF BOZ

- K **Chris Boswell** equaled a franchise record with six made field goals in Week 1 at Atlanta. He already shared the franchise record of six (vs. Cincinnati, Dec. 18, 2016) with Jeff Reed (at Jacksonville, Dec. 1, 2002) and Gary Anderson (vs. Denver, Oct. 23, 1988).

MOST FG MADE – SINGLE-GAME – FRANCHISE HISTORY

RANK	KICKER, OPP.	FGM
1.	Chris Boswell at Atlanta, Week 1 of 2024	6
	Chris Boswell at Cincinnati, Week 15 of 2016	6
	Jeff Reed at Jacksonville, Week 13 of 2002	6
	Gary Anderson vs. Denver, Week 8 of 1988	6

- Boswell registered three or more field goals of 50+ yards in a game for the first time in his career. He is the first kicker in franchise history to register three or more field goals of 50+ yards in a game.

MOST 50+ YARD FG MADE – SINGLE-GAME – FRANCHISE HISTORY

RANK	KICKER, OPP.	FGM
1.	Chris Boswell at Atlanta, Week 1 of 2024	3
2.	Chris Boswell vs. Cleveland, Week 2 of 2023	2
	Chris Boswell vs. N.Y. Jets, Week 4 of 2022	2
	Chris Boswell vs. Chicago, Week 9 of 2021	2

- Five of Boswell's six made field goals came from 40+ yards. An NFL kicker has made at least five FGs from 40+ yards in the same game on three occasions in League history, and Boswell is now the first to do it twice.

MOST 40+ YARD FG MADE – SINGLE GAME – NFL HISTORY

RANK	KICKER, OPP.	FGM
1.	Chris Boswell at Atlanta, Week 1 of 2024	5
	Chris Boswell at Cincinnati, Week 15 of 2016	5
	Mason Crosby vs. Minnesota, Week 11 of 2015	5

- Boswell added three touchbacks on kickoffs and even registered a 43-yard punt in an emergency situation late in the fourth quarter following an injury to Steelers punter Cameron Johnston in Week 1 at Atlanta.
- Since joining the Steelers in 2015, Boswell is 239-of-273 on field goal attempts (87.5%), including 109-of-136 (80.1%) on attempts of 40 yards or longer.
- Boswell ranks second in field goal percentage (87.5%) among all NFL kickers with at least 250 field goal attempts since the start of the 2015 season.

BEST FG PCT. – NFL – SINCE 2015 (MIN. 250 ATT.)

RANK	KICKER	M-A	FG%
1.	Justin Tucker	303-337	89.9
2.	Chris Boswell	239-273	87.5
3.	Dustin Hopkins	227-264	86.0
4.	Jason Myers	235-274	85.8
5.	Matt Prater	242-285	84.9

- Boswell's 87.5 field goal percentage is the best in Steelers history among kickers with at least 200 field goal attempts.

BEST FG PCT. – FRANCHISE HISTORY (MIN. 200 ATT.)

RANK	KICKER, YEARS	FGM-FGA	FG%
1.	Chris Boswell, 2015-current	239-273	87.5
2.	Jeff Reed, 2002-10	204-249	81.9
3.	Gary Anderson, 1982-94	309-395	78.2
4.	Roy Gerela, 1971-78	146-227	64.3

- Boswell is one of three players in team history with at least 200 career field goals.

MOST FG MADE – FRANCHISE HISTORY

RANK	KICKER, YEARS	FGM
1.	Gary Anderson, 1982-94	309
2.	Chris Boswell, 2015-current	239
3.	Jeff Reed, 2002-10	204
4.	Roy Gerela, 1971-78	146
5.	Shaun Suisham, 2010-14	124

- Boswell has registered 39 career games with three or more field goals made.
- Boswell has connected on four or more field goals in a single game 13 times in his career.
- Has connected on five or more field goals in a regular-season game three times in his career.
- Has connected on six or more field goals in a regular-season game twice in his career.
- Boswell made a franchise record 25 consecutive field goals, which was the longest active streak in the NFL when it ended in Week 11 of 2020 at Jacksonville.

MOST CONSECUTIVE FG – FRANCHISE HISTORY

RANK	KICKER, YEARS	CONSECUTIVE FG
1.	Chris Boswell, 2019-20	25
2.	Shaun Suisham, 2013-14	24
3.	Jeff Reed, 2004-05	22
4.	Chris Boswell, 2021	20
5.	Gary Anderson, 1994	19
	Jeff Reed, 2007-08	19
7.	Gary Anderson, 1985	18
8.	Chris Boswell, 2016-17	17
	Norm Johnson, 1997	17
10.	Chris Boswell, 2022-23	16
	Chris Boswell, 2017	16
	Shaun Suisham, 2012-13	16
—	Chris Boswell, 2023-active	15

BOZ FROM 50-PLUS

- K **Chris Boswell** has made 34-of-41 field goal attempts in his NFL career from 50+ yards, including 27 of his last 31.
- Boswell has made six consecutive field goals from 50+ yards, which is the second-longest streak in franchise history.
- Boswell made five consecutive field goals from 50+ yards (streak ended in Week 8 of 2023 vs. Jacksonville), which was tied for the second-longest streak in franchise history (he holds the record with nine straight field goals from 50+ yards).
- Boswell actually connected on a 55-yard field goal at the end of the first half vs. Jacksonville, but an offensive off-sides negated and Boswell missed from 61 yards.

MOST CONSECUTIVE FG MADE FROM 50+ YARDS – FRANCHISE HISTORY

RANK	KICKER, SPAN	STREAK
1.	Chris Boswell, 11/03/2019 - 12/5/2021	9
2.	Chris Boswell, 12/07/2023 - active	6
3.	Chris Boswell, 11/16/2017 - 11/08/2018	5
	Chris Boswell, 01/01/2023 - 10/29/2023	5
5.	Jeff Reed, 12/01/2002 - 10/17/2004	4

- Boswell's nine straight made field goals of 50+ yards was tied for the 10th-longest such streak in the NFL since the start of the 1983 season.

MOST CONSECUTIVE FG MADE FROM 50+ YARDS – NFL – SINCE 1983

RANK	KICKER, TEAM (SPAN)	STREAK
1.	Stephen Hauschka, SEA-BUF (9/20/2015-11/19/2017)	13
2.	Robbie Gould, CHI (11/18/2010 - 10/10/2013)	12
	Blair Walsh, MIN (09/09/2012 - 09/29/2013)	12
	Justin Tucker, BAL (12/27/2015 - 12/18/2016)	12
	Matt Prater, DET (01/03/2016 - 09/24/2017)	12
5.	Younghee Koo, ATL (12/08/2019 - 10/31/2021)	11
	Tony Zendejas, HOU-LAN (11/13/1988 - 10/31/1993)	11
7.	Jason Hanson, DET (11/22/2007 - 11/08/2009)	10
	Jason Sanders, MIA (10/12/2019 - 11/29/2020)	10
	Ryan Longwell, MIN (09/14/2008 - 10/23/2011)	10
10.	Chris Boswell, PIT (11/03/2019 - 12/5/2021)	9
	Adam Vinatieri, IND (10/04/2015 - 10/09/2016)	9
	Justin Tucker, BAL (10/15/2017 - 11/18/2018)	9
	Matt Bryant, ATL (11/11/2010 - 11/10/2013)	9
	Matt Bryant, ATL (11/05/2017 - 11/18/2018)	9

- Boswell has made 34-of-41 (82.9%) field goal attempts in his NFL career from 50 yards or further, including franchise-best 59-yards in Week 9 of 2020 at AT&T Stadium against Dallas and Week 4 of 2022 at Acrisure Stadium against N.Y. Jets.
- No kicker made a field goal of at least 50 yards in the first nine seasons of Acrisure Stadium (2001-09). Prior to Boswell joining the Steelers in 2015, Acrisure Stadium witnessed just four field goals of at least 50 yards.
- Boswell has 23 field goals of at least 50 yards at Acrisure Stadium in his career.
- Boswell's 34 field goals made from 50-plus yards are the most in Steelers history (Gary Anderson and Jeff Reed shared the previous franchise record with eight).

BEST 50+ YARD FG PCT. – FRANCHISE HISTORY (MIN. 15 ATT.)

RANK	PLAYER	FG-FGA	PCT.
1.	Chris Boswell	34-41	82.9
2.	Jeff Reed	8-17	47.1
3.	Gary Anderson	8-27	29.6

- Boswell's 82.9 field goal percentage on field goal attempts of 50 yards is the best in the NFL since the 1970 AFL-NFL merger (min. 40 field goal attempts of 50 yards).

BEST 50+ YARD FG PCT. – NFL – SINCE 1970 (MIN. 40 ATT.)

RANK	PLAYER	FG-FGA	PCT.
1.	Chris Boswell	34-41	82.9
2.	Ka'imi Fairbairn	35-46	76.1
3.	Matt Prater	81-108	75.0
4.	Stephen Gostkowski	32-43	74.4
5.	Harrison Butker	29-41	70.7

- Boswell now has converted on the eight longest field goals in franchise history and 14 of the 21 longest.

LONGEST FG – FRANCHISE HISTORY

RANK	PLAYER (DATE, OPP.)	FG
1.	Chris Boswell (10/02/22 vs. N.Y. Jets)	59
	Chris Boswell (11/08/20 at Dallas)	59
3.	Chris Boswell (09/08/24 at Atlanta)	57
	Chris Boswell (09/26/23 at Las Vegas)	57
5.	Chris Boswell (09/08/24 at Atlanta)	56
	Chris Boswell (12/07/23 vs. New England)	56
	Chris Boswell (09/19/21 vs. Las Vegas)	56
8.	Chris Boswell (10/16/22 vs. Tampa Bay)	55
	Gary Anderson (11/25/84 vs. San Diego)	55
	Kris Brown (10/14/01 at Kansas City)	55

LONGEST FG – ACRISURE STADIUM HISTORY

RANK	PLAYER, TEAM (DATE, OPP.)	FG
1.	Chris Boswell, Pittsburgh (10/2/22 vs. N.Y. Jets)	59
2.	Chris Boswell, Pittsburgh (12/07/23 vs. New England)	56
	Chris Boswell, Pittsburgh (9/19/21 vs. Las Vegas)	56
4.	Chris Boswell, Pittsburgh (10/16/22 vs. Tampa Bay)	55
5.	Chris Boswell, Pittsburgh (11/8/21 vs. Chicago)	54
6.	Chris Boswell, Pittsburgh (12/5/21 vs. Baltimore)	53
	Chris Boswell, Pittsburgh (11/26/17 vs. Green Bay)	53
	Dan Bailey, Dallas (11/13/16 at Pittsburgh)	53
9.	Chris Boswell, Pittsburgh (9/18/23 vs. Cleveland)	52
	Chris Boswell, Pittsburgh (9/18/22 vs. New England)	52
	Chris Boswell, Pittsburgh (11/8/21 vs. Chicago)	52
	Chris Boswell, Pittsburgh (10/17/21 vs. Seattle)	52
	Chris Boswell, Pittsburgh (12/10/17 vs. Baltimore)	52
	Jeff Reed, Pittsburgh (9/12/10 vs. Atlanta)	52
	Justin Tucker, Baltimore (10/1/15 at Pittsburgh)	52

- Boswell has made 25 field goals of 50 yards or longer since the start of the 2021 season, which is the most in the NFL over the span.

MOST 50+ YARD FIELD GOALS – NFL – SINCE 2021

RANK	KICKER	FGM
1.	Chris Boswell, Pittsburgh	25
2.	Evan McPherson, Cincinnati	23
3.	Matt Prater, Arizona	22
	Chase McLaughlin, Tampa Bay	22
5.	Ka'imi Fairbairn, Houston Texans	21

BOZ IN THE CLUTCH

- K **Chris Boswell** has made 75-of-81 field goal attempts in his NFL career in the fourth quarter and overtime.
- Boswell ranks third in field goal percentage (92.6%) in the fourth quarter and overtime among all NFL kickers with at least 75 such field goal attempts since 2000.

4TH QUARTER/OT FG PCT. – NFL – SINCE 2000 (MIN. 75)

RANK	KICKER	M-A	FG%
1.	Stephen Gostkowski	115-123	93.5
2.	Justin Tucker	129-139	92.8
3.	Chris Boswell	75-81	92.6
4.	Josh Brown	92-102	90.2
5.	Ryan Longwell	79-88	89.8

- Boswell has made 33 of 36 career field goals (91.7%) in the final five minutes of regulation and overtime.

- Boswell ranks fourth in field goal percentage (91.7%) in the final five minutes of regulation and overtime among all NFL kickers with at least 30 such field goal attempts since 2000.

BEST FG PCT. IN FINAL FIVE MINUTES OF 4TH QUARTER/OT – NFL – SINCE 2000 (MIN. 30)

RANK	KICKER	M-A	FG%
1.	Nick Novak	29-31	93.5
2.	Ryan Longwell	39-42	92.9
3.	Justin Tucker	60-65	92.3
4.	Chris Boswell	33-36	91.7
5.	John Carney	29-32	90.6

- Boswell has registered a franchise-record 10 career game-winning field goals (last five min. of the fourth quarter or overtime).

MOST GAME-WINNING FG IN LAST 5 MINUTES OF 4TH QUARTER/OT – FRANCHISE HISTORY

RANK	KICKER, YEARS	FGM
1.	Chris Boswell, 2015-current	10
2.	Jeff Reed, 2002-10	9
3.	Gary Anderson, 1982-94	8
4.	Shaun Suisham, 2010-14	7
5.	Norm Johnson, 1995-98	4

BOSWELL GAME-WINNING FG IN LAST 5 MINUTES OF 4TH QUARTER/OT

YD	DATE	OPP	Q	TIME	PRE	POST	FINAL
18	11/08/2015	vs. OAK	4	0:02	35-35	38-35	W, 38-35
35	01/09/2016	at CIN	4	0:14	15-16	18-16	W, 18-16
33	11/12/2017	at IND	4	0:00	17-17	20-17	W, 20-17
53	11/26/2017	vs. GB	4	0:00	28-28	31-28	W, 31-28
38	12/04/2017	at CIN	4	0:00	20-20	23-20	W, 23-20
46	12/10/2017	vs. BAL	4	0:42	36-38	39-38	W, 39-38
37	10/17/2021	vs. SEA	ot	--	20-20	23-20	W, 23-20 (ot)
40	11/08/2021	vs. CHI	4	0:26	26-27	29-27	W, 29-27
36	01/09/2022	at BAL	ot	--	13-13	16-13	W, 16-13 (ot)
53	09/11/2022	at CIN	ot	--	20-20	23-20	W, 23-20 (ot)

- Boswell has made 18 of 21 career field goals (85.7%) in the final two minutes of regulation and overtime (including playoffs).

BOSWELL FG IN LAST 2 MINUTES OF 4TH QUARTER/OT

YD	DATE	OPP	Q	TIME	PRE	POST	FINAL
18	11/08/2015	vs. OAK	4th	0:02	35-35	38-35	W, 38-35
35	01/09/2016	at CIN	4th	0:14	15-16	18-16	W, 18-16
47	01/17/2016	at DEN	4th	0:19	13-23	16-23	L, 16-23
43	09/17/2017	vs. MIN	4th	1:53	23-9	26-9	W, 26-9
33	11/12/2017	at IND	4th	0:00	17-17	20-17	W, 20-17
53	11/26/2017	vs. GB	4th	0:00	28-28	31-28	W, 31-28
38	12/04/2017	at CIN	4th	0:00	20-20	23-20	W, 23-20
46	12/10/2017	vs. BAL	4th	0:42	36-38	39-38	W, 39-38
*42	09/09/2018	at CLE	ot	-----	21-21	21-21	T, 21-21 (ot)
*40	12/09/2018	at OAK	4th	0:00	21-24	21-24	L, 21-24
25	12/08/2019	at ARI	4th	1:42	20-17	23-17	W, 23-17
52	10/17/2021	vs. SEA	4th	1:30	17-17	20-17	W, 23-20 (ot)
37	10/17/2021	vs. SEA	ot	-----	20-20	23-20	W, 23-20 (ot)
40	11/08/2021	vs. CHI	4th	0:26	26-27	29-27	W, 29-27
36	01/09/2022	at BAL	ot	-----	13-13	16-13	W, 16-13 (ot)
*55	09/11/2022	at CIN	ot	-----	20-20	20-20	W, 23-20 (ot)
53	09/11/2022	at CIN	ot	-----	20-20	23-20	W, 23-20 (ot)
34	09/22/2022	at CLE	4th	1:48	14-23	17-23	L, 17-29
50	12/18/2022	at CAR	4th	1:04	21-13	24-13	W, 24-16
42	10/08/2023	vs. BAL	4th	0:49	14-10	17-10	W, 17-10
25	09/08/2024	at ATL	4th	0:28	15-10	18-10	W, 18-10

*indicates missed field goal

BLOCK PARTY

- Pittsburgh officially blocked two punts in 2023, which was tied for the most by the franchise since 1960. The Steelers also blocked two punts in 2021 and 1976.

BLOCK LEADER BY MILES

- Miles Killebrew blocked a Baltimore punt with 11:12 remaining in the fourth quarter that resulted in a safety and cut the Steelers deficit to 10-5 in Week 5.
- It was the first blocked punt for Pittsburgh since Week 11 at L.A. Chargers (Nov. 21, 2021). Killebrew registered that blocked punt as well.
- Killebrew "blocked" a New England punt early in the fourth quarter that set up a Pittsburgh scoring drive that cut the Patriots deficit to 21-18 in Week 14 (the punt went past the line of scrimmage so not officially a blocked punt).
- In fact, Killebrew signed with the Steelers in 2021, and his three blocked punts are tied for the most by any team in the League, let alone individual player.
- Killebrew leads the NFL with three punts blocked since the start of the 2021 season.
- His four career blocked punts are tied for the most by any active player in the League.



MIKE HEAD COACH TOMLIN
YEARS WITH STEELERS: 18
NFL EXPERIENCE: 23



- Tomlin's .635 regular-season win percentage is the eighth-best in NFL history (min. 150 games).

HEAD COACH WIN PCT. – NFL HISTORY (MIN. 150)

RANK	COACH	W	L	T	WIN PCT.
1.	George Allen	116	47	5	.712
2.	George Halas	318	148	31	.682
3.	Don Shula	328	156	6	.677
4.	Tony Dungy	139	69	0	.668
5.	George Seifert	114	62	0	.648
6.	Bill Belichick	302	165	0	.647
7.	Andy Reid	260	144	1	.643
8.	Mike Tomlin	175	100	2	.635
9.	Curly Lambeau	226	132	22	.631
10.	Paul Brown	166	100	6	.624

TOMLIN AMONG THE BEST

- Mike Tomlin has led Pittsburgh to a 175-100-2 (.635) record in the regular season since becoming the team's head coach in 2007.
- Tomlin ranks eighth in NFL history with a regular-season record of 75 games over .500.

MOST GAMES ABOVE .500 BY HEAD COACH – NFL HISTORY

RANK	COACH	GAMES > .500
1.	Don Shula, 1963-95	172
2.	George Halas, 1920-67	170
3.	Bill Belichick 1991-2023	137
4.	Andy Reid, 1991-2024	115
5.	Paul Brown, 1946-1975	109
6.	Curly Lambeau, 1921-1953	94
7.	Tom Landry, 1960-88	88
8.	Mike Tomlin, 2007-24	75
9.	Marty Schottenheimer, 1984-2006	74
10.	John Madden, 1969-78	71

- Tomlin, Bill Belichick, Andy Reid and Marty Schottenheimer are the only coaches in NFL history with career records of 70 or more games over .500 not in the Pro Football Hall of Fame.
- Tomlin's 175 regular-season wins are the third-most in the NFL since 2007.

NFL HEAD COACH RECORDS – SINCE 2007

RANK	COACH	RECORD	PLAYOFF APPS.	SUPER BOWL APPS.
1.	Bill Belichick	191-84	13	6
2.	Andy Reid	180-96-1	13	2
3.	Mike Tomlin	175-100-2	11	2
4.	John Harbaugh	160-101	11	1
	Mike McCarthy	160-95-2	12	1

- His 175 regular-season wins are the second-most among active coaches in the NFL.

MOST WINS – ACTIVE COACH

RANK	COACH	WINS
1.	Andy Reid	260
2.	Mike Tomlin	175
3.	Mike McCarthy	168
4.	John Harbaugh	160
	Sean Payton	160

- Tomlin's 175 regular-season wins are the 11th-most in NFL history.

MOST WINS BY HEAD COACH – NFL HISTORY

RANK	COACH	WINS
10.	Chuck Knox	186
11.	Mike Tomlin	175
12.	Jeff Fisher	173
13.	Bill Parcells	172
14.	Tom Coughlin	170
	Mike Shanahan	170
	Pete Carroll	170

- Tomlin's .635 regular-season win percentage is the second-best among active NFL head coaches (min. 150 games).

BEST WIN PCT. – ACTIVE COACH (MIN. 150)

RANK	COACH	W	L	T	WIN PCT.
1.	Andy Reid	260	144	1	.643
2.	Mike Tomlin	175	100	2	.635
3.	Mike McCarthy	168	103	2	.619
4.	Sean Payton	160	100	0	.615
5.	John Harbaugh	160	101	0	.613

WINNING RECORD IN FIRST 17 SEASONS

- Mike Tomlin secured his 17th straight non-losing season with the Steelers' ninth win in 2023, a 30-23 win at Seattle in Week 17, a streak dating back to his first season as the team's head coach in 2007.
- Tomlin is the only head coach in NFL history to begin a head coaching tenure with at least 17 consecutive non-losing seasons.

MOST CONSECUTIVE NON-LOSING SEASONS TO BEGIN CAREER

RANK	HEAD COACH	YEARS	SEASONS
1.	Mike Tomlin	2007-23	17
2.	Marty Schottenheimer	1984-97	14
3.	Don Shula	1963-75	13
4.	George Allen	1966-77	12
	Curly Lambeau	1921-32	12

- Tomlin has led the Steelers to a .500-or-better record in each of his 17 seasons as head coach. That is the third-longest streak of .500-or-better seasons by a head coach in NFL history.

MOST CONSECUTIVE NON-LOSING SEASONS IN NFL HISTORY

RANK	HEAD COACH	YEARS	SEASONS
1.	Tom Landry	1965-85	21
2.	Bill Belichick	2001-19	19
3.	Mike Tomlin	2007-23	17
4.	George Halas	1933-51	16

TOMLIN GETS TO 31

- Mike Tomlin is one of two active NFL head coaches with over 175 wins and one of four active NFL head coaches to defeat at least 31 current NFL franchises.
- Tomlin has registered wins against 31 of the 32 NFL teams (lone exception is Pittsburgh).
- Tomlin became the 14th head coach in NFL history to accomplish that feat.
- Four of the 15 head coaches to defeat 31 of the current NFL franchises, Tomlin, **Bill Cowher**, Marvin Lewis and Sean Payton, only coached with one team.

MOST DIFFERENT CURRENT FRANCHISES DEFEATED

Regular Season Only		
Coach	Teams Defeated	Teams Missing
Bill Belichick	32	
Tony Dungy	32	
John Fox	32	
Bill Parcells	32	
Andy Reid	32	
Mike Shanahan	32	
Mike Tomlin	31	Steelers
Bruce Arians	31	Steelers
Pete Carroll	31	Seahawks
Bill Cowher	31	Steelers
John Harbaugh	31	Ravens
Mike Holmgren	31	Washington
Marvin Lewis	31	Bengals
Sean Payton	31	Saints
Marty Schottenheimer	31	Ravens
Ron Rivera	31	Chiefs
Tom Coughlin	30	Chargers, Colts
Jeff Fisher	30	Chargers, Titans
Joe Gibbs	30	Ravens, Washington
Mike McCarthy	30	Packers, Steelers
Wade Phillips	30	Broncos, Cowboys
George Seifert	30	Jaguars, Texans
Dick Vermeil	30	Chiefs, Eagles

*indicates active coach

RACE TO 175

- With victory at Denver in Week 2 of 2024, **Mike Tomlin** became the 11th head coach in NFL history to reach 175 career wins.
- Tomlin registered 175 wins in 277 games coached, which was the fifth-fewest games coached in League history to reach 175 wins.

FEWEST GAMES COACHED TO 175 CAREER WINS

RANK	COACH	GAMES
1.	Don Shula	241
2.	George Halas	255
3.	Curly Lambeau	263
4.	Bill Belichick	272
5.	Mike Tomlin	277

TOMLIN VS. AFC

- During his career, **Mike Tomlin's** regular-season record against the AFC is 128-76-1 (.627).
- Tomlin's 128 regular-season wins against the AFC are tied for the fifth-most in the League since the 1970 AFL-NFL merger.

MOST WINS VS. AFC – SINCE 1970

RANK	COACH	WINS
1.	Bill Belichick	227
2.	Don Shula	190
3.	Chuck Noll	147
4.	Marty Schottenheimer	142
5.	Mike Tomlin	128
	Andy Reid	128
7.	Mike Shanahan	116
8.	Bill Cowher	115
	John Harbaugh	115
10.	Marv Levy	112

- Tomlin's .627 regular-season win percentage against the AFC is the seventh-best in the League since the 1970 AFL-NFL merger (min. 100 games).

BEST WIN PCT. VS. AFC – SINCE 1970 (MIN. 100)

RANK	COACH	W	L	T	WIN PCT.
1.	Tony Dungy	79	29	0	.731
2.	John Madden	70	26	5	.724
3.	Andy Reid	128	61	1	.676
4.	Bill Belichick	227	121	0	.652
5.	Don Shula	190	111	2	.631
6.	Bill Cowher	115	68	0	.628
7.	Mike Tomlin	128	76	1	.627
8.	Marty Schottenheimer	142	95	1	.599
9.	John Harbaugh	115	79	0	.593
10.	Chuck Noll	147	105	1	.583

- Tomlin's 128 regular-season wins against the AFC are the second-most in the NFL since 2007.

MOST WINS VS. AFC – SINCE 2007

RANK	COACH	WINS
1.	Bill Belichick	145
2.	Mike Tomlin	128
3.	John Harbaugh	115
4.	Andy Reid	111
5.	Marvin Lewis	71

- Tomlin's .627 regular-season win percentage against the AFC is the third-best since 2007.

BEST WIN PCT. VS. AFC – SINCE 2007 (MIN. 100)

RANK	COACH	W	L	T	WIN PCT.
1.	Bill Belichick	145	59	0	.711
2.	Andy Reid	111	46	1	.706
3.	Mike Tomlin	128	76	1	.627
4.	John Harbaugh	115	79	0	.593
5.	Gary Kubiak	55	50	0	.524

- Tomlin's regular-season home record against the AFC is 71-31 (.696).
- Tomlin's 71 regular-season home wins against the AFC are the fifth-most in the League since the 1970 AFL-NFL merger.

MOST HOME WINS VS. AFC – SINCE 1970

RANK	COACH	WINS
1.	Bill Belichick	126
2.	Don Shula	110
3.	Chuck Noll	91
4.	Marty Schottenheimer	84
5.	Mike Tomlin	71
6.	Mike Shanahan	68
7.	Andy Reid	67
	Chuck Knox	67
9.	John Harbaugh	66
10.	Bill Cowher	64
	Dan Reeves	64
	Marv Levy	64

- Tomlin's .696 regular-season home win percentage against the AFC is the eighth-best in the League since the 1970 AFL-NFL merger (min. 75 games).

BEST ROAD WIN PCT. VS. AFC – SINCE 1970 (MIN. 75)

RANK	COACH	W	L	T	WIN PCT.
1.	Don Shula	110	41	1	.727
2.	Bill Belichick	126	48	0	.724
3.	Chuck Noll	91	36	0	.717
4.	Chuck Knox	67	27	0	.713
5.	Marty Schottenheimer	84	34	0	.712
6.	Bill Cowher	64	26	0	.711
7.	Andy Reid	67	29	0	.698
8.	Mike Tomlin	71	31	0	.696
	Dan Reeves	64	28	0	.696
10.	John Harbaugh	66	31	0	.680

- Tomlin’s regular-season road record against the AFC is 57-45-1 (.558).
- Tomlin’s 57 regular-season road wins against the AFC are the fifth-most in the League since the 1970 AFL-NFL merger.

MOST ROAD WINS VS. AFC – SINCE 1970

RANK	COACH	WINS
1.	Bill Belichick	101
2.	Don Shula	80
3.	Andy Reid	61
4.	Marty Schottenheimer	58
5.	Mike Tomlin	57
6.	Chuck Noll	56
7.	Bill Cowher	51
8.	John Harbaugh	49
	Jeff Fisher	49
10.	Mike Shanahan	48
	Marv Levy	48

- Tomlin’s .558 regular-season road win percentage against the AFC is the third-best in the League since the 1970 AFL-NFL merger (min. 75 games).

BEST ROAD WIN PCT. VS. AFC – SINCE 1970 (MIN. 75)

RANK	COACH	W	L	T	WIN PCT.
1.	Andy Reid	61	32	1	.654
2.	Bill Belichick	101	73	0	.580
3.	Mike Tomlin	57	45	1	.558
4.	Bill Cowher	51	42	0	.548
5.	Don Shula	80	70	1	.533
6.	John Harbaugh	49	48	0	.505
7.	Marty Schottenheimer	58	61	1	.487
8.	Mike Shanahan	48	52	0	.480
	Marv Levy	48	52	0	.480
10.	Jeff Fisher	49	59	0	.454

- Including the postseason, Tomlin has a .613 win percentage (135-85-1) against the AFC during his 17 years.

TOMLIN VS. ROOKIE STARTING QB

- Pittsburgh is 25-6 (.806) in the regular season under head coach **Mike Tomlin** when facing a rookie starting QB.
- Tomlin’s 25 wins when facing a rookie starting QB are tied for the most since the 1970 AFL-NFL merger.

MOST WINS VS. ROOKIE STARTING QB – SINCE 1970

RANK	COACH	WINS
1.	Mike Tomlin	25
	Bill Belichick	25
3.	John Harbaugh	23
	Sean Payton	23
5.	Andy Reid	22

- Tomlin’s .806 win percentage when facing a rookie starting QB is the best since the 1970 AFL-NFL merger (min. 25 games).

BEST WIN PCT. VS. ROOKIE STARTING QB – SINCE 1970 (MIN. 20)

RANK	COACH	W	L	T	WIN PCT.
1.	Mike Tomlin	25	6	0	.806
2.	John Harbaugh	23	7	0	.767
3.	Bill Belichick	25	9	0	.735
4.	Andy Reid	22	10	0	.688
5.	Sean Payton	23	11	0	.676

TOMLIN AT ACRISURE STADIUM

- **Mike Tomlin** has guided Pittsburgh to a 97-40-1 (.707) regular-season record at Acrisure Stadium.
- Tomlin earned his 90th regular-season home win in Week 10 of 2022 vs. New Orleans and joined **Chuck Noll** (119) as the second head coach in Steelers history with at least 90 regular-season home victories.
- Tomlin has led Pittsburgh to at least four home wins in each of his first 17 seasons as the team’s head coach and six home wins in 10 of his 17 at the helm.
- Tomlin’s 97 regular-season home victories are the second-most in the NFL since 2007.

MOST REGULAR-SEASON HOME WINS – SINCE 2007

RANK	COACH	WINS
1.	Bill Belichick	104
2.	Mike Tomlin	97
3.	Mike McCarthy	95
4.	John Harbaugh	93
5.	Andy Reid	92

- Tomlin’s .707 regular-season home winning percentage is the fifth-highest in the NFL since 2007 (min. 50 games).

BEST REGULAR-SEASON HOME WIN PCT. – SINCE 2007 (MIN. 50)

RANK	COACH	W	L	T	WIN PCT.
1.	Bill Belichick	104	34	0	.754
2.	Mike McCarthy	95	31	2	.750
3.	Sean McDermott	42	17	0	.712
4.	John Harbaugh	93	38	0	.710
5.	Mike Tomlin	97	40	1	.707

- Tomlin’s 97 regular-season home victories are tied for the 15th-most in NFL history.

MOST REGULAR-SEASON HOME WINS IN NFL HISTORY

RANK	COACH	WINS
12.	Mike Shanahan	98
	Pete Carroll	98
	Mike McCarthy	98
15.	Mike Tomlin	97
	Bill Parcells	97

- Tomlin's .707 winning percentage in regular-season home games is the eighth-highest in NFL history (min. 100 games coached).

BEST REGULAR-SEASON HOME WIN PCT. IN NFL HISTORY (MIN. 100)

RANK	COACH	W	L	T	WIN PCT.
1.	Don Shula	183	59	3	.755
2.	Tony Dungy	78	26	0	.750
3.	George Halas	182	61	20	.749
4.	Mike Holmgren	101	35	0	.743
5.	Mike McCarthy	98	36	2	.728
6.	Bill Cowher	85	34	1	.713
7.	John Harbaugh	93	38	0	.710
8.	Mike Tomlin	97	40	1	.707
9.	Marty Schottenheimer	115	48	0	.706
10.	Bill Belichick	164	70	0	.701

TOMLIN IN ONE-SCORE GAMES

- Mike Tomlin has guided Pittsburgh to a 100-61-2 (.620) record in regular-season games decided by one score (eight points or less).
- Tomlin's 100 regular-season wins in games decided by one score (eight points or less) are the fifth-most in the League since the 1970 AFL-NFL merger.

MOST WINS IN ONE-SCORE GAMES – SINCE 1970

RANK	COACH	WINS
1.	Bill Belichick	120
2.	Andy Reid	112
3.	Don Shula	106
4.	Dan Reeves	105
5.	Mike Tomlin	100

- Tomlin's .620 regular-season win percentage in games decided by one score (eight points or less) is the best in the NFL since the 1970 AFL-NFL merger (min. 100 games).

BEST WIN PCT. IN ONE-SCORE GAMES – SINCE 1970 (MIN. 100)

RANK	COACH	W	L	T	WIN PCT.
1.	Mike Tomlin	100	61	2	.620
2.	Tony Dungy	67	42	0	.615
3.	Don Shula	106	67	2	.612
4.	Marty Schottenheimer	98	66	1	.597
5.	Bud Grant	67	45	2	.596

- Tomlin's 100 regular-season wins in games decided by one score (eight points or less) are the most in the NFL since 2007.

MOST WINS IN ONE-SCORE GAMES – SINCE 2007

RANK	COACH	WINS
1.	Mike Tomlin	99
2.	Andy Reid	80
3.	John Harbaugh	71
4.	Bill Belichick	69
5.	Mike McCarthy	66

- Tomlin's .620 regular-season win percentage in games decided by one score (eight points or less) is the best in the NFL since 2007 (min. 100 games).

BEST WIN PCT. IN ONE-SCORE GAMES – SINCE 2007 (MIN. 100)

RANK	COACH	W	L	T	WIN PCT.
1.	Mike Tomlin	100	61	2	.620
2.	Bill Belichick	69	50	0	.580
3.	Mike McCarthy	66	52	2	.558
4.	Andy Reid	80	67	1	.544
5.	Sean Payton	63	54	0	.538

TOMLIN IN HIS FIRST 275 CAREER NFL GAMES

- Mike Tomlin became the 16th, second active, and 14th since the 1970 AFL-NFL merger, head coach in NFL history to coach in 275 regular-season games.

MOST REGULAR-SEASON GAMES – SINCE 1970

RANK	COACH	GAMES
1.	Bill Belichick	467
2.	Andy Reid	403
3.	Don Shula	392
4.	Dan Reeves	357
5.	Jeff Fisher	339
6.	Chuck Knox	334
7.	Chuck Noll	328
8.	Marty Schottenheimer	327
9.	Tom Coughlin	320
10.	Mike Shanahan	308
11.	Bill Parcells	303
12.	Pete Carroll	291
13.	Tom Landry	280
14.	Mike Tomlin	276
15.	Mike Holmgren	272

- Tomlin also became the fourth head coach to coach in 275 regular-season games with one team since the 1970 AFL-NFL merger.

MOST REGULAR-SEASON GAMES – ONE TEAM – SINCE 1970

RANK	COACH, TEAM	GAMES
1.	Bill Belichick, New England Patriots	387
2.	Chuck Noll, Pittsburgh Steelers	328
3.	Tom Landry, Dallas Cowboys	280
4.	Mike Tomlin, Pittsburgh Steelers	277
5.	Jeff Fisher, Tennessee Titans	262

- Tomlin's 173 regular-season wins in his first 275 games are the fifth-most in NFL history.

MOST REGULAR-SEASON WINS – FIRST 275 GAMES – NFL HISTORY

RANK	COACH	WINS
1.	Don Shula	195
2.	George Halas	190
3.	Curly Lambeau	185
4.	Bill Belichick	176
5.	Mike Tomlin	173

- Tomlin's 173 regular-season wins in his first 275 games are the second-most since the 1970 AFL-NFL merger.

MOST REGULAR-SEASON WINS – FIRST 275 GAMES – SINCE 1970

RANK	COACH	WINS
1.	Bill Belichick	176
2.	Mike Tomlin	173
3.	Mike McCarthy	167
4.	Chuck Knox	166
5.	Marty Schottenheimer	163
	Andy Reid	163

AMONG COACHES IN FIRST 17 YEARS

- Mike Tomlin earned his 173rd regular-season victory in Week 18 of 2023 at Baltimore, and accumulated a 173-100-2 regular-season record in his first 17 seasons as a head coach in the NFL (2007-23).
- Tomlin's 173 regular-season wins are the third-most in a coach's first 17 career seasons.

MOST WINS – FIRST 17 SEASONS

RANK	COACH	YEARS	WINS
1.	Bill Belichick	1991-95, 2000-11	175
	Don Shula	1963-79	175
3.	Mike Tomlin	2007-23	173
4.	Mike McCarthy	2006-18, 2020-23	167
5.	Pete Carroll	1994, 1997-99, 2010-23	162

- Tomlin's .633 regular-season win percentage is tied for the sixth-best by a head coach in his first 17 career seasons.

BEST WIN PCT. – FIRST 17 SEASONS

RANK	COACH	YEARS	WIN PCT.
1.	George Halas	1920-29, 1933-39	.747
2.	Don Shula	1963-79	.738
3.	Curly Lambeau	1921-37	.703
4.	Steve Owen	1930-46	.651
5.	Bill Belichick	1991-95, 2000-11	.643
6.	Mike Tomlin	2007-23	.633
	Bud Grant	1967-83	.633

TOMLIN IN 17

- Mike Tomlin's 173 regular-season wins in his first 17 seasons rank as the most wins in team history for any coach in his first 17 campaigns, and his two Super Bowl appearances rank second in the franchise for a coach in his first 17 seasons.
- Tomlin's 11 postseason berths rank first in a coach's first 17 seasons with the Steelers and his seven division titles rank tied for second.

STEELERS HEAD COACHES RECORD THROUGH 17 SEASONS

RANK	COACH	RECORD	YEARS
1.	Mike Tomlin	173-100-1 (.633)	2007-23
2.	Chuck Noll	149-97-1 (.605)	1969-85
RANK	COACH	SUPER BOWL APP.	TITLES
1.	Chuck Noll	4 (1974, '75, '78, '79)	4 (1974, '75, '78, '79)
2.	Mike Tomlin	2 (2008, '10)	1 (2008)
RANK	COACH	PLAYOFF APP.	YEARS
1.	Mike Tomlin	11	2007-08, '10-11, '14-17, '20-'21, '22
2.	Chuck Noll	10	1972-79, 1982-83
RANK	COACH	DIVISION TITLES	YEARS
1.	Mike Tomlin	7 (AFC North)	2007-08, '10, '14, '16-17, '20
	Chuck Noll	7 (AFC Central)	1972, '74-79
	Bill Cowher	8 (AFC Central/North)	1992, '94-97, 2001, '02, '04

*Cowher coached just 15 seasons

TOMLIN'S RECORD WHEN

Overall	175	100	2
Home	97	40	1
Away	88	60	1
In overtime	9	7	2
Grass	136	73	2
Turf	39	27	0
Indoors	16	8	0
Outdoors	159	92	2
AFC	128	76	1
AFC North	70	31	1
AFC East	15	20	0
AFC South	25	10	0
AFC West	18	15	0
NFC	47	24	1
NFC North	10	6	1
NFC East	10	7	0
NFC South	13	4	0
NFC West	14	7	0
Playoffs	8	10	0
Wild Card	2	6	0
Divisional	3	2	0
Title Game	2	1	0
Super Bowl	1	1	0
On Sunday Night Football	20	14	0
On Monday Night Football	20	3	0
On Thursday Night Football	9	10	0
On Saturday	4	1	0
On Sunday at 1 p.m. ET	92	43	2
On Sunday at 4:25 p.m. ET	29	27	1
In September	32	26	1
In October	43	21	0
In November	44	23	1
In December	46	29	0
In January	10	1	0
Coming off a loss	62	35	0
Coming off a win	102	57	1
Coming off a tie	0	2	0
Opponent Coming off a loss	74	50	1
Opponent Coming off a win	89	44	0
Opponent Coming off a tie	1	0	0
Coming off a Bye	13	4	0
Opponent coming off a Bye	9	7	1
Scoring first	109	36	2
Opponent scores first	66	64	0
Leading at any point	173	57	2
Trailing at any point	105	99	1
Leading at halftime	121	22	1
Tied at halftime	14	9	1
Trailing at halftime	40	69	0
Decided by 3 points or fewer	37	31	2
Decided by 7 points or fewer	91	60	2
Decided by 8 pts or fewer	100	61	2
*Opp. Missed Playoffs	127	42	2
*Opp. Lost Wild Card	19	16	0
*Opp. Lost Divisional Playoff	16	20	0
*Opp. Lost Title Game	9	13	0
*Opp. Lost Super Bowl	1	7	0
*Opp. Won Super Bowl	3	2	0

TOMLIN'S RECORD WHEN

Leading after three quarters	130	17	1
Tied after three quarters	12	8	0
Trailing after three quarters	33	75	1
Scoring 40+ points	11	0	0
Scoring 30-39 points	39	9	0
Scoring 20-29 points	89	28	1
Scoring 0-19 points	36	63	1
Allowing 40+ points	0	5	0
Allowing 30-39 points	5	28	0
Allowing 20-29 points	47	50	1
Allowing 0-19 Points	123	17	1
3 days rest	8	9	0
4 days rest	1	1	0
5 days rest	16	8	1
6 days rest	93	64	0
7 days rest	19	2	0
8 days rest	0	1	0
9 days rest	13	4	0
10 days rest	1	1	0
12 days rest	0	1	0
13 days rest	11	3	0
14 days rest	2	0	0
Opp. 3 days rest	8	9	0
Opp. 5 days rest	11	9	0
Opp. 6 days rest	108	59	0
Opp. 7 days rest	18	3	0
Opp. 8 days rest	1	0	0
Opp. 9 days rest	7	6	0
Opp. 10 days rest	2	1	0
Opp. 13 days rest	8	7	1
Opp. 14 days rest	1	0	0
Outrushing opponent	124	27	0
Getting outrushed	50	73	2
Rushing Yards tied	1	0	0
Passing for more yards	116	52	2
Passing for fewer yards	59	48	0
Outgaining opponent	131	42	2
Outgained by opponent	44	58	0
Clear	148	88	1
Rain	23	9	1
Snow	4	3	0
Below 32-degrees	17	7	0
Above 32-degrees	160	94	2
Winning time of possession	132	41	2
Losing time of possession	44	59	0
Scoring a defensive TD	30	2	0
Allowing a defensive TD	7	13	0
Scoring a special teams TD	11	0	0
Allowing a special teams TD	6	7	0
Fewer penalty yards	95	54	1
More penalty yards	80	46	1
Winning turnover battle	103	16	0
Losing turnover battle	26	64	2
Tied turnover battled	46	20	0
-1 Turnovers	20	28	0
-2 Turnovers	3	14	0
-3 Turnovers	3	11	1
-4 Turnovers	0	8	0

TOMLIN'S RECORD WHEN

-5 Turnovers	0	1	1
-7 Turnovers	0	2	0
+1 Turnovers	45	13	0
+2 Turnovers	36	2	0
+3 Turnovers	14	1	0
+4 Turnovers	6	0	0
+5 Turnovers	1	0	0
+6 Turnovers	1	0	0
100-yard rusher	57	9	2
100-yard receiver	67	41	1
200-yard passer	127	69	2
200-yard rusher	2	0	0
200-yard receiver	2	1	0
300-yard passer	38	27	1
400-yard passer	4	7	0
500-yard passer	3	0	0
Opp. 100-yard rusher	15	26	2
Opp. 100-yard receiver	46	36	1
Opp. 200-yard passer	101	64	0
Opp. 200-yard rusher	0	2	0
Opp. 200-yard receiver	2	0	0
Opp. 300-yard passer	23	21	0
Opp. 400-yard passer	4	1	0
Opp. 500-yard passer	0	0	0
Rookie Starting QB	9	8	0
Vs. Rookie Starting QB	25	6	0
Arizona Cardinals	3	2	0
Atlanta Falcons	5	0	0
Baltimore Ravens	19	15	0
Buffalo Bills	5	3	0
Carolina Panthers	4	0	0
Chicago Bears	1	3	0
Cincinnati Bengals	25	9	0
Cleveland Browns	26	7	1
Dallas Cowboys	2	2	0
Denver Broncos	5	3	0
Detroit Lions	3	0	1
Green Bay Packers	4	1	0
Houston Texans	4	2	0
Indianapolis Colts	8	2	0
Jacksonville Jaguars	5	3	0
Kansas City Chiefs	5	4	0
Las Vegas Raiders	3	5	0
L.A. Chargers	4	3	0
L.A. Rams	5	0	0
Miami Dolphins	4	3	0
Minnesota Vikings	2	2	0
New England Patriots	3	9	0
New Orleans Saints	1	3	0
N.Y. Giants	3	1	0
N.Y. Jets	3	5	0
Philadelphia Eagles	2	3	0
San Francisco 49ers	2	3	0
Seattle Seahawks	4	2	0
Tampa Bay Buccaneers	3	1	0
Tennessee Titans	8	3	0
Washington Commanders	3	1	0

AMERICAN FOOTBALL CONFERENCE												
EAST DIVISION												
TEAM	W	L	T	PCT	PF	PA	NET PTS	HOME	AWAY	CONF	DIV	STREAK
Buffalo Bills	2	0	0	1.000	65	38	27	1-0-0	1-0-0	1-0-0	1-0-0	Won 2
Miami Dolphins	1	1	0	.500	30	48	-18	1-1-0	0-0-0	1-1-0	0-1-0	Lost 1
New England Patriots	1	1	0	.500	36	33	3	0-1-0	1-0-0	1-0-0	0-0-0	Lost 1
New York Jets	1	1	0	.500	43	49	-6	0-0-0	1-1-0	1-0-0	0-0-0	Won 1
NORTH DIVISION												
TEAM	W	L	T	PCT	PF	PA	NET PTS	HOME	AWAY	CONF	DIV	STREAK
Pittsburgh Steelers	2	0	0	1.000	31	16	15	0-0-0	2-0-0	1-0-0	0-0-0	Won 2
Cleveland Browns	1	1	0	.500	35	46	-11	0-1-0	1-0-0	1-0-0	0-0-0	Won 1
Baltimore Ravens	0	2	0	.000	43	53	-10	0-1-0	0-1-0	0-2-0	0-0-0	Lost 2
Cincinnati Bengals	0	2	0	.000	35	42	-7	0-1-0	0-1-0	0-2-0	0-0-0	Lost 2
SOUTH DIVISION												
TEAM	W	L	T	PCT	PF	PA	NET PTS	HOME	AWAY	CONF	DIV	STREAK
Houston Texans	2	0	0	1.000	48	40	8	1-0-0	1-0-0	1-0-0	1-0-0	Won 2
Indianapolis Colts	0	2	0	.000	37	45	-8	0-1-0	0-1-0	0-1-0	0-1-0	Lost 2
Jacksonville Jaguars	0	2	0	.000	30	38	-8	0-1-0	0-1-0	0-2-0	0-0-0	Lost 2
Tennessee Titans	0	2	0	.000	34	48	-14	0-1-0	0-1-0	0-1-0	0-0-0	Lost 2
WEST DIVISION												
TEAM	W	L	T	PCT	PF	PA	NET PTS	HOME	AWAY	CONF	DIV	STREAK
Kansas City Chiefs	2	0	0	1.000	53	45	8	2-0-0	0-0-0	2-0-0	0-0-0	Won 2
Los Angeles Chargers	2	0	0	1.000	48	13	35	1-0-0	1-0-0	1-0-0	1-0-0	Won 2
Las Vegas Raiders	1	1	0	.500	36	45	-9	0-0-0	1-1-0	1-1-0	0-1-0	Won 1
Denver Broncos	0	2	0	.000	26	39	-13	0-1-0	0-1-0	0-1-0	0-0-0	Lost 2
NATIONAL FOOTBALL CONFERENCE												
EAST DIVISION												
TEAM	W	L	T	PCT	PF	PA	NET PTS	HOME	AWAY	CONF	DIV	STREAK
Dallas Cowboys	1	1	0	.500	52	61	-9	0-1-0	1-0-0	0-1-0	0-0-0	Lost 1
Philadelphia Eagles	1	1	0	.500	55	51	4	1-1-0	0-0-0	1-1-0	0-0-0	Lost 1
Washington Commanders	1	1	0	.500	41	55	-14	1-0-0	0-1-0	1-1-0	1-0-0	Won 1
New York Giants	0	2	0	.000	24	49	-25	0-1-0	0-1-0	0-2-0	0-1-0	Lost 2
NORTH DIVISION												
TEAM	W	L	T	PCT	PF	PA	NET PTS	HOME	AWAY	CONF	DIV	STREAK
Minnesota Vikings	2	0	0	1.000	51	23	28	1-0-0	1-0-0	2-0-0	0-0-0	Won 2
Chicago Bears	1	1	0	.500	37	36	1	1-0-0	0-1-0	0-0-0	0-0-0	Lost 1
Detroit Lions	1	1	0	.500	42	40	2	1-1-0	0-0-0	1-1-0	0-0-0	Lost 1
Green Bay Packers	1	1	0	.500	45	44	1	1-0-0	0-1-0	0-1-0	0-0-0	Won 1
SOUTH DIVISION												
TEAM	W	L	T	PCT	PF	PA	NET PTS	HOME	AWAY	CONF	DIV	STREAK
New Orleans Saints	2	0	0	1.000	91	29	62	1-0-0	1-0-0	2-0-0	1-0-0	Won 2
Tampa Bay Buccaneers	2	0	0	1.000	57	36	21	1-0-0	1-0-0	2-0-0	0-0-0	Won 2
Atlanta Falcons	1	1	0	.500	32	39	-7	0-1-0	1-0-0	1-0-0	0-0-0	Won 1
Carolina Panthers	0	2	0	.000	13	73	-60	0-1-0	0-1-0	0-1-0	0-1-0	Lost 2
WEST DIVISION												
TEAM	W	L	T	PCT	PF	PA	NET PTS	HOME	AWAY	CONF	DIV	STREAK
Seattle Seahawks	2	0	0	1.000	49	40	9	1-0-0	1-0-0	0-0-0	0-0-0	Won 2
Arizona Cardinals	1	1	0	.500	69	44	25	1-0-0	0-1-0	1-0-0	1-0-0	Won 1
San Francisco 49ers	1	1	0	.500	49	42	7	1-0-0	0-1-0	0-1-0	0-0-0	Lost 1
Los Angeles Rams	0	2	0	.000	30	67	-37	0-0-0	0-2-0	0-2-0	0-1-0	Lost 2

STEELERS 2024 REGULAR SEASON RECORD WHEN...

CATEGORY	2024 SEASON		CATEGORY	2024 SEASON	
	W-L			W-L	
STEELERS AT ACRISURE STADIUM	0-0		IN SEPTEMBER	2-0	
STEELERS ON THE ROAD	2-0		IN OCTOBER	0-0	
STEELERS ON GRASS	1-0		IN NOVEMBER	0-0	
STEELERS ON ARTIFICIAL TURF	1-0		IN DECEMBER	0-0	
STEELERS IN DOMES	0-0		IN JANUARY	0-0	
STEELERS IN RETRACTABLE ROOF STADIUMS	0-0		ON SUNDAY NIGHT	0-0	
STEELERS OUTDOORS	0-0		ON THURSDAY NIGHT	0-0	
STEELERS INDOORS	0-0		ON MONDAY NIGHT	0-0	
STEELERS SCORE FIRST	1-0		ON SATURDAY	0-0	
OPPONENT SCORES FIRST	1-0		DAY GAMES	2-0	
STEELERS SCORE ON FIRST POSSESSION	1-0		KICKOFF AT 12:00 EDT	0-0	
STEELERS SCORE 20 OR MORE POINTS	0-0		KICKOFF AT 3:00/3:05/3:15/3:35 EDT	0-0	
STEELERS SCORE 19 OR LESS POINTS	2-0		NIGHT GAMES	0-0	
STEELERS ALLOW 20 OR MORE	0-0		VS. AFC NORTH OVERALL	0-0	
STEELERS ALLOW 19 OR LESS POINTS	2-0		VS. AFC NORTH AT HOME	0-0	
STEELERS LEAD AFTER 1ST QUARTER	1-0		VS. AFC NORTH ON THE ROAD	0-0	
STEELERS TRAIL AFTER 1ST QUARTER	0-0		VS. AFC	1-0	
SCORE TIED AFTER 1ST QUARTER	1-0		VS. AFC EAST	0-0	
STEELERS LEAD AT HALFTIME	1-0		VS. AFC SOUTH	0-0	
STEELERS TRAIL AT HALFTIME	1-0		VS. AFC WEST	1-0	
SCORE TIED AT HALFTIME	0-0		VS. NFC	1-0	
STEELERS LEAD AFTER 3RD QUARTER	2-0		VS. NFC EAST	0-0	
STEELERS TRAIL AFTER 3RD QUARTER	0-0		VS. NFC SOUTH	1-0	
SCORE TIED AFTER 3RD QUARTER	0-0		VS. NFC NORTH	0-0	
GAME GOES TO OVERTIME	0-0		VS. NFC WEST	0-0	
STEELERS HAVE + TURNOVER RATIO	2-0				
STEELERS HAVE - TURNOVER RATIO	0-0				
TURNOVER RATIO EVEN	0-0				
STEELERS HAVE 30:00+TOP	2-0				
STEELERS HAVE LESS THAN 30:00 TOP	0-0				
STEELERS HAVE 100-YARD RUSHER	0-0				
STEELERS HAVE 300 NET PASSING YARDS	0-0				
STEELERS HAVE 1 100-YARD RECEIVER	0-0				
STEELERS HAVE 2 100-YARD RECEIVERS	0-0				
STEELERS WIN COIN TOSS	1-0				
STEELERS LOSE COIN TOSS	1-0				

NO.	NAME	POS	HT	WT	DOB	EXP	COLLEGE	HOMETOWN	HOW ACQ
57	Adams Sr., Montravius	DT	6-4	304	7/24/1995	8	Auburn	Vienna, GA	FA '21
4	Allen, Kyle	QB	6-3	210	3/8/1996	7	Houston	Scottsdale, AZ	FA '24
74	Anderson, Spencer	OL	6-5	305	6/7/2000	1	Maryland	Bowie, MD	D7b '23
19	Austin III, Calvin	WR	5-9	162	3/24/1999	3	Memphis	Memphis, TN	D4 '22
95	Benton, Keanau	DT	6-4	309	7/17/2001	2	Wisconsin	Janesville, WI	D2b '23
31	Bishop Jr., Beanie	CB	5-10	184	12/17/1999	R	West Virginia	Louisville, KY	UDFA '24
9	Boswell, Chris	K	6-2	185	3/16/1991	10	Rice	Fort Worth, TX	FA '25
78	Daniels, James	OL	6-4	327	9/13/1997	7	Iowa	Waren, OH	FA '22
28	Daniels, Terrell	S	6-1	217	1/20/1997	6	Virginia Tech	Danville, VA	PS '24 (JAX)
35	Elliott, Deshon	S	6-1	210	4/21/1997	6	Texas	Dallas, TX	FA '24
34	Elliott, Jalen	S	6-0	206	7/3/1998	3	Notre Dame	Richmond, VA	FA '24
76	Fautanu, Troy	OT	6-4	317	10/11/2000	R	Washington	Henderson, NV	D1 '24
2	Fields, Justin	QB	6-3	228	3/5/1999	4	Ohio State	Kennesaw, GA	TR '24 (CHI)
39	Fitzpatrick, Minkah	S	6-1	207	11/17/1996	7	Alabama	Old Bridge, NJ	TR '19 (MIA)
54	Frazier, Zach	C	6-3	310	8/29/2001	R	West Virginia	Fairmont, WV	D2 '24
88	Freiermuth, Pat	TE	6-5	258	10/25/1998	4	Penn State	Merrimac, MA	D2 '21
22	Harris, Najee	RB	6-1	242	3/9/1998	4	Alabama	Antioch, CA	D1 '21
51	Herbig, Nick	LB	6-2	240	11/21/2001	2	Wisconsin	Kauai, HI	D4 '23
97	Heyward, Cameron	DT	6-5	295	5/6/1989	14	Ohio State	Pittsburgh, PA	D1 '11
83	Heyward, Connor	TE	6-0	230	1/22/1999	3	Michigan State	Duluth, GA	D6 '22
56	Highsmith, Alex	LB	6-4	242	8/7/1997	5	Charlotte	Wilmington, NC	D3 '20
26	Jackson, Dontae	CB	5-10	180	1/18/1995	7	LSU	Metairie, LA	TR '24 (CAR)
11	Jefferson, Van	WR	6-1	200	7/26/1996	5	Florida	Brentwood, TN	FA '24
77	Jones, Broderick	OT	6-5	311	5/16/2001	2	Georgia	Lithonia, GA	D1 '23
23	Kazee, Damontae	S	5-11	174	6/5/1993	8	San Diego State	San Bernardino, CA	FA '22
28	Killebrew, Miles	S	6-2	222	5/10/1993	9	Southern Utah	Henderson, NV	FA '22
46	Kuntz, Christian	LS	6-1	228	4/13/1994	4	Duquesne	Pittsburgh, PA	FA '20
98	Leal, DeMarvin	DE	6-4	290	7/1/2000	3	Texas A&M	San Antonio, TX	D3 '22
92	Loudermilk, Isaiahh	DT	6-7	293	10/10/1997	4	Wisconsin	Howard, KS	D5 '21
94	Lowry, Dean	DL	6-6	296	6/9/1994	8	Northwestern	Rockford, IL	FA '24
44	Matakevich, Tyler	LB	6-1	235	12/22/1992	9	Temple	Stratford, CT	FA '24
62	McCollum, Ryan	C	6-5	300	3/4/1998	3	Texas A&M	Spring, TX	W '22 (DET)
66	McCormick, Mason	G	6-5	215	5/25/2000	R	South Dakota State	Sioux Falls, SD	D4 '24
13	Miller, Scotty	WR	5-9	174	7/31/1997	6	Bowling Green	Barrington, IL	FA '24
65	Moore Jr., Dan	OT	6-5	315	9/28/1998	4	Texas A&M	Beaumont, TX	D4a '21
99	Ogunjobi, Larry	DT	6-3	305	6/3/1994	8	Charlotte	Greensboro, NC	FA '22
84	Patterson, Cordarrelle	RB/KR	6-2	232	3/17/1991	12	Tennessee	Rock Hill, SC	FA '24
14	Pickers, George	WR	6-2	190	3/4/2001	3	Georgia	Hoover, AL	D2 '22
24	Port Jr., Joey	CB	6-3	203	7/26/2000	2	Penn State	Bakersfield, CA	D2a '23
81	Pruitt, MyCole	TE	6-2	258	3/24/1992	8	Southern Illinois	South Bend, IN	FA '24
6	Queen, Patrick	ILB	6-0	230	8/13/1999	5	LSU	Ventress, LA	FA '24
50	Roberts, Elondon	LB	6-1	238	4/22/1994	9	Houston	Port Arthur, TX	FA '23
93	Robinson, Mark	LB	5-11	235	8/14/1999	3	Mississippi	Leesburg, GA	D7a '22
21	Rush, Darius	CB	6-2	198	2/22/2000	2	South Carolina	Kingstree, SC	FA '23
73	Seumalo, Isaac	OL	6-4	303	10/29/1993	9	Oregon State	Corvallis, OR	FA '23
27	Trice Jr., Cory	DB	6-3	206	5/30/2000	1	Purdue	Hopkinsville, KY	D7a '23
8	Waltman, Cortliss	P	6-2	210	7/21/1975	3	South Alabama	Milton, FL	FA '24
30	Warren, Jaylen	RB	5-8	215	11/1/1998	3	Oklahoma State	Cottonwoods Heights, UT	UDFA '22
80	Washington, Darnell	TE	6-7	264	8/17/2001	2	Georgia	Las Vegas, NV	D3 '23
90	Watt, T.J.	LB	6-4	252	10/11/1994	8	Wisconsin	Pewaukee, WI	D1 '17
41	Wilson, Payton	LB	6-4	242	4/21/2000	R	North Carolina State	Hillsborough, NC	D3b '24
10	Wilson, Roman	WR	6-0	192	6/19/2001	R	Michigan	Mau, HI	D3a '24
3	Wilson, Russell	QB	5-11	215	11/29/1988	13	Wisconsin	Richmond, VA	FA '24

Injured Reserve (5)

71	Herbig, Nate	OL	6-4	334	7/10/1998	6	Stanford	Honolulu, HI	FA '23
5	Johnston, Cameron	P	5-11	194	2/24/1992	7	Ohio State	Geelong, Australia	FA '24
91	Lee, Logan	DE	6-5	291	6/12/2000	R	Iowa	Orion, IL	D6a '24
33	Perales, David	LB	6-3	255	4/9/1999	1	Fresno State	Merced, CA	UDFA '23
29	Watts, Ryan	DB	6-3	206	11/7/2001	R	Texas	Little Elm, TX	D6b '24

Injured Reserve - Designated For Return (2)

60	Cook, Dylan	OT	6-5	280	1/11/1998	2	Montana	Butte, MT	FA '23
49	Moon, Jeremiah	OLB	6-5	245	8/18/1998	2	Florida	Hoover, AL	W '24 (BLT)

Practice Squad (17)

18	Averett, Anthony	CB	5-11	184	11/30/1994	5	Alabama	Woodbury, NJ	FA '24
45	Colletto, Jack	FB	6-3	237	11/19/1998	1	Oregon State	Camas, WA	FA '23
82	Davis, Shaquan	WR	6-5	180	2/8/2000	1	South Carolina State	Summerville, SC	FA '24
42	Gilbert, Zion	CB	6-0	193	2/4/1999	2	Florida Atlantic	Montgomery, AL	FA '24
37	Graham Jr., Thomas	DB	5-11	197	6/26/1999	3	Oregon	Rancho Cucamonga, CA	FA '24
40	Harper, Devin	LB	6-0	240	5/13/1998	3	Oklahoma State	Knoxville, TN	FA '24
89	Johnson, Brandon	WR	6-2	195	7/26/1998	3	Central Florida	Fort Lauderdale, FL	FA '24
68	Legue, John	OL	6-7	310	4/17/1996	3	Tulane	Alexandria, LA	FA '24
72	Nester, Doug	T	6-6	306	8/7/2000	3	West Virginia	Kenova, WV	FA '24
48	Onandiye, Ade	OLB	6-4	251	10/9/1999	3	Notre Dame	West Bloomfield, MI	FA '24
37	Oyelola, Ayoo	S	5-4	213	10/19/1998	3	University of Nottingham	Essex, England	FA '24
23	Shampkin, Aaron	S	5-10	195	10/18/1999	1	Harvard	Long Beach, CA	FA '24
15	Skowronek, Ben	WR	6-3	224	6/27/1997	3	Notre Dame	Fort Wayne, Ind.	FA '24
79	Slade, Jacob	DL	6-3	293	2/23/2000	1	Michigan State	Lewis Center, OH	FA '24
35	Ward, Jonathan	RB	6-0	202	9/30/1997	5	Central Michigan	Kankakee, IL	FA '24
16	Watkins, Quez	WR	6-0	193	6/9/1998	5	Southern Mississippi	Athens, AL	FA '24
87	Williams, Rodney	TE	6-4	235	4/10/2000	2	UT Martin	Memphis, TN	FA '24

Reserve/League Susp. (1)

20	Sutton, Cameron	CB	5-11	188	2/27/1995	6	Tennessee	Jonesboro, GA	FA '24
----	-----------------	----	------	-----	-----------	---	-----------	---------------	--------

Reserve/Retired (1)

91	Golden, Markus	LB	6-3	260	3/13/1991	10	Missouri	St. Louis, MO	FA '24
----	----------------	----	-----	-----	-----------	----	----------	---------------	--------

Reserved/PUP (1)

55	Holcomb, Cole	LB	6-1	240	7/30/1996	6	North Carolina	New Smyrna Beach, FL	FA '23
----	---------------	----	-----	-----	-----------	---	----------------	----------------------	--------

COACHING STAFF

HEAD COACH: Mike Tomlin
ASSISTANTS: Teryl Austin (Defensive Coordinator), Arthur Smith (Offensive Coordinator), Danny Smith (Special Teams Coordinator), Tom Arth (Quarterbacks), Zach Azzanni (Wide Receivers); Grady Brown (Secondary), Aaron Curry (Inside Linebackers), Karl Dunbar (Defensive Line), Eddie Faulkner (Running Backs), Denzel Martin (Outside Linebackers), Pat Meyer (Offensive Line); Alfredo Roberts (Tight Ends), Mike Sullivan (Senior Offensive Assistant), Williams (Assistant Offensive Line), Jason Brooks (Defensive Quality Control), Mateo Kambou (Offense Assistant), Matt Baker (Offensive Assistant), Anthony Midget (Assistant Secondary), Garrett Giemont (Senior Coaching Assistant), Phil Matusz (Head Strength & Conditioning Coach), Justus Galac (Assistant Strength & Conditioning Coach), Roderick Moore (Sports Science Coordinator/Strength & Conditioning), Tyler Judkins (Strength & Conditioning Assistant)

NO.	NAME	POS	HT	WT	DOB	EXP	COLLEGE	HOMETOWN	HOW ACQ
2	Fields, Justin	QB	6-3	228	3/5/1999	4	Ohio State	Kennewaw, GA	TR '24 (CHI)
3	Wilson, Russell	QB	5-11	215	11/29/1988	13	Wisconsin	Richmond, VA	FA '24
4	Allen, Kyle	QB	6-3	210	3/8/1996	7	Houston	Scottsdale, AZ	FA '24
6	Queen, Patrick	ILB	6-0	230	8/13/1999	5	LSU	Ventress, LA	FA '24
8	Waltman, Corliss	P	6-2	210	7/21/1975	3	South Alabama	Milton, FL	FA '24
9	Boswell, Chris	K	6-2	185	3/16/1991	10	Rice	Fort Worth, TX	FA '15
10	Wilson, Roman	WR	6-0	192	6/19/2001	R	Michigan	Mauhi, HI	D3a '24
11	Jefferson, Van	WR	6-1	200	7/26/1996	5	Florida	Brentwood, TN	FA '24
13	Miller, Scotty	WR	5-9	174	7/31/1997	6	Bowling Green	Barrington, IL	FA '24
14	Pickens, George	WR	6-3	200	3/4/2001	3	Georgia	Hoover, AL	D2 '22
19	Austin III, Calvin	WR	5-9	162	3/24/1999	3	Memphis	Memphis, TN	D4 '22
21	Rush, Darius	CB	6-2	198	2/22/2000	2	South Carolina	Kingstree, SC	FA '23
22	Harris, Najee	RB	6-1	242	3/9/1998	4	Alabama	Antioch, CA	D1 '21
23	Kazee, Damontae	S	5-11	174	6/5/1993	8	San Diego State	San Bernardino, CA	FA '22
24	Porter Jr., Joey	CB	6-2	193	7/26/2000	2	Penn State	Bakersfield, CA	D2a '23
25	Elliott, DeShon	S	6-1	210	4/21/1997	6	Texas	Dallas, TX	FA '24
26	Jackson, Donte	CB	5-10	180	11/8/1995	7	LSU	Metairie, LA	TR '24 (CAR)
27	Trice Jr., Cory	DB	6-3	206	5/30/2000	1	Purdue	Hopkinsville, KY	D7a '23
28	Killebrew, Miles	S	6-2	222	5/10/1993	9	Southern Utah	Henderson, NV	FA '22
30	Warren, Jaylen	CB	5-8	215	11/1/1998	3	Oklahoma State	Cottonwoods Heights, UT	UDFA '24
31	Bishop Jr., Beanie	RB	5-10	184	12/17/1999	R	West Virginia	Louisville, KY	UDFA '24
32	Elliott, Jalen	S	6-0	206	7/7/1999	3	Notre Dame	Richmond, VA	FA '23
38	Edmunds, Terrell	S	6-1	217	1/20/1997	6	Virginia Tech	Danville, VA	PS '24 (JAX)
39	Fitzpatrick, Minkah	S	6-1	207	11/17/1996	7	Alabama	Old Bridge, NJ	TR '19 (MIA)
41	Wilson, Payton	LB	6-4	242	4/21/2000	R	North Carolina State	Hillsborough, NC	D3b '24
44	Matakevich, Tyler	LB	6-1	235	12/22/1992	9	Temple	Stratford, CT	FA '24
46	Kuntz, Christian	LS	6-1	228	4/13/1994	4	Duquesne	Pittsburgh, PA	FA '20
50	Roberts, Elandon	LB	6-1	238	4/22/1994	9	Houston	Port Arthur, TX	FA '23
51	Herbig, Nick	LB	6-2	240	11/21/2001	2	Wisconsin	Kauai, HI	D4 '23
54	Frazier, Zach	C	6-3	310	8/29/2001	R	West Virginia	Fairmont, WV	D2 '24
56	Highsmith, Alex	LB	6-4	242	8/7/1997	5	Charlotte	Wilmington, NC	D3 '20
57	Adams Sr., Montravius	DT	6-4	304	7/24/1995	8	Auburn	Vienna, GA	FA '21
62	McCollum, Ryan	C	6-5	300	3/4/1998	3	Texas A&M	Spring, TX	W '22 (DET)
65	Moore Jr., Dan	OT	6-5	315	9/28/1998	4	Texas A&M	Beaumont, TX	D4a '21
66	McCormick, Mason	G	6-5	315	5/25/2000	R	South Dakota State	Sioux Falls, SD	D4 '24
73	Seumalo, Isaac	OL	6-4	303	10/29/1993	9	Oregon State	Corvallis, OR	FA '23
74	Anderson, Spencer	OL	6-5	305	6/7/2000	1	Maryland	Bowie, MD	D7b '23
76	Fautanu, Troy	OT	6-4	317	10/11/2000	R	Washington	Henderson, NV	D1 '24
77	Jones, Broderick	OT	6-5	311	5/16/2001	2	Georgia	Lithonia, GA	D1 '23
78	Daniels, James	OL	6-4	327	9/13/1997	7	Iowa	Warren, OH	FA '22
80	Washington, Darnell	TE	6-7	264	8/17/2001	2	Georgia	Las Vegas, NV	D3 '23
81	Pruitt, MyCole	TE	6-2	258	3/24/1992	8	Southern Illinois	South Bend, IN	FA '24
83	Heyward, Connor	TE	6-0	230	1/22/1999	3	Michigan State	Duluth, GA	D6 '22
84	Patterson, Cordarrelle	RB/KR	6-2	232	3/17/1991	12	Tennessee	Rock Hill, SC	FA '24
88	Freiermuth, Pat	TE	6-5	258	10/25/1998	4	Penn State	Merrimac, MA	D2 '21
90	Watt, T.J.	LB	6-4	252	10/11/1994	8	Wisconsin	Pewaukee, WI	D1 '17
92	Loudermilk, Isiahah	DT	6-7	293	10/10/1997	4	Wisconsin	Howard, KS	D5 '21
93	Robinson, Mark	LB	5-11	235	8/14/1999	3	Mississippi	Leesburg, GA	D7a '22
94	Lowry, Dean	DL	6-6	296	6/9/1994	8	Northwestern	Rockford, IL	FA '24
95	Benton, Keanu	DT	6-4	309	7/17/2001	2	Wisconsin	Jansville, WI	D2b '23
97	Heyward, Cameron	DT	6-5	295	5/6/1989	14	Ohio State	Pittsburgh, PA	D1 '11
98	Leal, DeMarvin	DE	6-4	290	7/1/2000	3	Texas A&M	San Antonio, TX	D3 '22
99	Ogunjobi, Larry	DT	6-3	305	6/3/1994	8	Charlotte	Greensboro, NC	FA '22
Injured Reserve (5)									
5	Johnston, Cameron	P	5-11	194	2/24/1992	7	Ohio State	Geelong, Australia	FA '24
29	Watts, Ryan	DB	6-3	206	11/7/2001	R	Texas	Little Elm, TX	D6b '24
33	Perales, David	LB	6-3	255	4/9/1999	1	Fresno State	Merced, CA	UDFA '23
71	Herbig, Nate	OL	6-4	334	7/10/1998	6	Stanford	Honolulu, HI	FA '23
91	Lee, Logan	DE	6-5	291	6/12/2000	R	Iowa	Orion, IL	D6a '24
Injured Reserve - Designated For Return (2)									
49	Moon, Jeremiah	OLB	6-5	245	8/18/1998	2	Florida	Hoover, AL	W '24 (BLT)
60	Cook, Dylan	OT	6-5	280	11/1/1998	2	Montana	Butte, MT	FA '23
Practice Squad (17)									
15	Skowronek, Ben	WR	6-3	224	6/27/1997	3	Notre Dame	Fort Wayne, Ind.	FA '24
16	Watkins, Quez	WR	6-0	193	6/9/1998	5	Southern Mississippi	Athens, AL	FA '24
17	Oyelola, Ayo	S	5-11	213	10/19/1998	3	University of Nottingham	Essex, England	FA '24
18	Averett, Anthony	CB	5-11	184	11/30/1994	5	Alabama	Woodbury, NJ	FA '24
33	Shampkin, Aaron	RB	5-10	195	10/18/1999	1	Harvard	Long Beach, CA	FA '24
35	Ward, Jonathan	RB	6-0	202	9/30/1997	5	Central Michigan	Kankakee, IL	FA '24
37	Graham Jr., Thomas	DB	5-11	197	6/26/1999	3	Oregon	Rancho Cucamonga, CA	FA '24
40	Harper, Devin	LB	6-0	240	5/13/1998	3	Oklahoma State	Knoxville, TN	FA '24
42	Gilbert, Zion	CB	6-0	193	2/4/1999	2	Florida Atlantic	Montgomery, AL	FA '24
45	Colletto, Jack	FB	6-3	237	11/9/1998	1	Oregon State	Canas, VA	FA '23
48	Ogundimu, Ade	OLB	6-4	251	10/9/1998	3	Notre Dame	West Bloomfield, MI	FA '24
68	Legule, John	LB	6-7	310	4/17/1996	3	Tulane	Alexandria, LA	FA '24
72	Nester, Doug	T	6-6	306	8/7/2000	R	West Virginia	Kenova, WV	FA '24
79	Slade, Jacob	DL	6-3	293	2/23/2000	1	Michigan State	Lewis Center, OH	FA '24
82	Davis, Shaquan	WR	6-5	180	2/8/2000	1	South Carolina State	Summerville, SC	FA '24
87	Williams, Rodney	TE	6-4	235	4/10/2000	2	UT Martin	Memphis, TN	FA '24
89	Johnson, Brandon	WR	6-2	195	7/26/1998	3	Central Florida	Fort Lauderdale, FL	FA '24
Reserve/League Susp. (1)									
20	Sutton, Cameron	CB	5-11	188	2/27/1995	6	Tennessee	Jonesboro, GA	FA '24
Reserve/Retired (1)									
91	Golden, Markus	LB	6-3	260	3/13/1991	10	Missouri	St. Louis, MO	FA '24
Reserved/PUP (1)									
55	Holcomb, Cole	LB	6-1	240	7/30/1996	6	North Carolina	New Smyrna Beach, FL	FA '23
COACHING STAFF									
HEAD COACH: Mike Tomlin									
ASSISTANTS: Teryl Austin (Defensive Coordinator); Arthur Smith (Offensive Coordinator); Danny Smith (Special Teams Coordinator); Tom Arth (Quarterbacks); Zach Azzanni (Wide Receivers); Grady Brown (Secondary); Aaron Curry (Inside Linebackers); Karl Dunbar (Defensive Line); Eddie Faulkner (Running Backs); Denzel Martin (Outside Linebackers); Pat Meyer (Offensive Line); Alfredo Roberts (Tight Ends); Mike Sullivan (Senior Offensive Assistant); Isaac Williams (Assistant Offensive Line); Jason Brooks (Defensive Quality Control); Mateo Kambou (Offense Assistant); Matt Baker (Offensive Assistant); Anthony Midget (Assistant Secondary); Garrett Giemont (Senior Coaching Assistant); Phil Matusz (Head Strength & Conditioning Coach); Justus Galac (Assistant Strength & Conditioning Coach); Roderick Mowde (Sports Science Coordinator/Strength & Conditioning); Tyler Judkins (Strength & Conditioning Assistant)									

QUARTERBACKS (3)

2 Justin Fields QB	3 Russell Wilson QB
4 Kyle Allen QB	

RUNNING BACKS (3)

22 Najee Harris RB	30 Jaylen Warren RB
84 Cordarrelle Patterson RB/KR	

WIDE RECEIVERS (5)

10 Roman Wilson WR	11 Van Jefferson WR
12 Scotty Miller WR	14 George Pickens WR
19 Calvin Austin III WR	

TIGHT ENDS (4)

80 Darnell Washington TE	81 MyCole Pruitt TE
83 Connor Heyward TE	88 Pat Freiermuth TE

OFFENSIVE LINE (9)

54 Zach Frazier C	62 Ryan McCollum C
65 Dan Moore Jr. OT	66 Mason McCormick G
73 Isaac Seumalo OL	74 Spencer Anderson OL
76 Troy Fautanu OT	77 Broderick Jones OT
78 James Daniels OL	

LINEBACKERS (8)

6 Patrick Queen ILB	41 Payton Wilson LB
44 Tyler Matakevich LB	50 Elandon Roberts LB
51 Nick Herbig LB	56 Alex Highsmith LB
90 T.J. Watt LB	93 Mark Robinson LB

DEFENSIVE BACKS (11)

21 Darius Rush CB	23 Damontae Kazee S
24 Joey Porter Jr. CB	25 DeShon Elliott S
26 Donte Jackson CB	27 Cory Trice Jr. DB
28 Miles Killebrew S	31 Beanie Bishop Jr. CB
34 Jalen Elliott S	38 Terrell Edmunds S
39 Minkah Fitzpatrick S	

DEFENSIVE LINE (7)

57 Montravius Adams Sr. DT	92 Isaiahh Loudermilk DT
94 Dean Lowry DL	95 Keanu Benton DT
97 Cameron Heyward DT	98 DeMarvin Leal DE
99 Larry Ogunjobi DT	

SPECIALISTS (3)

8 Corliss Waitman P	9 Chris Boswell K
46 Christian Kuntz LS	

NO	NAME	POS	HT	WT	DOB	AGE	EXP	COLLEGE	HOMETOWN	HOW ACQ	GP	GS	DPN	INA
97	Cameron Heyward	DT	6-5	295	05/06/89	35	14	Ohio State	Pittsburgh, PA	D1 '11	2	2	0	0
THIRTEENTH SEASON (1)														
3	Russell Wilson	QB	5-11	215	11/29/88	35	13	Wisconsin	Richmond, VA	FA '24	0	0	0	2
TWELFTH SEASON (1)														
84	Cordarelle Patterson	RB/KR	6-2	232	03/17/91	33	12	Tennessee	Rock Hill, SC	FA '24	2	0	0	0
TENTH SEASON (2)														
9	Chris Boswell	K	6-2	185	03/16/91	33	10	Rice	Fort Worth, TX	FA '15	2	0	0	0
91	Markus Golden	LB	6-3	260	03/19/91	33	10	Missouri	St. Louis, MO	FA '24	0	0	0	0
NINTH SEASON (4)														
50	Elandon Roberts	LB	6-1	238	04/22/94	30	9	Houston	Port Arthur, TX	FA '23	2	2	0	0
73	Isaac Seumalo	OL	6-4	303	10/29/93	30	9	Oregon State	Corvallis, OR	FA '23	0	0	0	2
28	Miles Killebrew	S	6-2	222	05/10/93	31	9	Southern Utah	Henderson, NV	FA '22	2	0	0	0
44	Tyler Matakevich	LB	6-1	235	12/22/92	31	9	Temple	Stratford, CT	FA '24	2	0	0	0
EIGHTH SEASON (6)														
23	Damonte Kazee	S	5-11	174	06/05/93	31	8	San Diego State	San Bernardino, CA	FA '22	2	0	0	0
94	Dean Lowry	DL	6-6	296	06/09/94	30	8	Northwestern	Rockford, IL	FA '24	0	0	0	2
99	Larry Ogunjobi	DT	6-3	305	06/03/94	30	8	Charlotte	Greensboro, NC	FA '22	2	2	0	0
57	Montarius Adams Sr.	DT	6-4	304	07/24/95	29	8	Auburn	Vienna, GA	FA '21	2	0	0	0
81	MyCole Pruitt	TE	6-2	258	03/24/92	32	8	Southern Illinois	South Bend, IN	FA '24	2	2	0	0
90	T.J. Watt	LB	6-4	252	10/11/94	29	8	Wisconsin	Pewaukee, WI	D1 '17	2	2	0	0
SEVENTH SEASON (5)														
5	Cameron Johnston	P	5-11	194	02/24/92	32	7	Ohio State	Geelong, Australia	FA '24	1	0	0	0
26	Donte Jackson	CB	5-10	180	11/03/95	28	7	LSU	TR '24 (CAR)	FA '24	2	2	0	0
78	James Daniels	OL	6-4	327	09/13/97	27	7	Iowa	Warren, OH	FA '22	2	2	0	0
4	Kyle Allen	QB	6-3	210	03/08/96	28	7	Houston	Scottsdale, AZ	FA '24	2	0	2	0
39	Minkah Fitzpatrick	S	6-1	207	11/17/96	27	7	Alabama	Old Bridge, NJ	TR '19 (MIA)	2	2	0	0
SIXTH SEASON (6)														
20	Cameron Sutton	CB	5-11	188	02/27/95	29	6	Tennessee	Jonesboro, GA	FA '24	0	0	0	0
55	Cole Holcomb	LB	6-1	240	07/30/96	28	6	North Carolina	New Smyrna Beach, FL	FA '23	0	0	0	0
25	DeShon Elliott	S	6-1	210	04/21/97	27	6	Texas	Dallas, TX	FA '24	2	2	0	0
71	Nate Herbig	OL	6-4	334	07/10/98	26	6	Stanford	Honolulu, HI	FA '23	0	0	0	0
13	Scotty Miller	WR	5-9	174	07/31/97	27	6	Bowling Green	Barrington, IL	FA '24	2	0	0	0
38	Terrell Edmunds	S	6-1	217	01/20/97	27	6	Virginia Tech	Danville, VA	PS '24 (JAX)	1	0	0	1
FIFTH SEASON (6)														
56	Alex Highsmith	LB	6-4	242	08/07/97	27	5	Charlotte	Wilmington, NC	D3 '20	2	2	0	0
18	Anthony Averett	CB	5-11	184	11/30/94	29	5	Alabama	Woodbury, NJ	FA '24	0	0	0	0
35	Jonathan Ward	CB	6-0	202	09/07/97	26	5	Central Michigan	Kankakee, IL	FA '22	0	0	0	1
89	Patrick Queen	ILB	6-0	230	08/13/99	25	5	LSU	Ventress, LA	FA '24	2	2	0	0
16	Quez Watkins	WR	6-0	193	06/09/98	26	5	Southern Mississippi	Athens, AL	FA '24	0	0	0	0
11	Van Jefferson	WR	6-1	200	07/26/96	28	5	Florida	Brentwood, TN	FA '24	2	2	0	0
FOURTH SEASON (6)														
46	Christian Kuntz	LS	6-1	228	04/13/94	30	4	Duquesne	Pittsburgh, PA	FA '20	2	0	0	0
65	Dan Moore Jr.	OT	6-5	315	09/28/98	25	4	Texas A&M	Beaumont, TX	D4a '21	2	2	0	0
92	Isaiah Loudermilk	DT	6-7	293	10/10/97	26	4	Wisconsin	Howard, KS	D5 '21	2	0	0	0
2	Justin Fields	QB	6-3	228	03/05/99	25	4	Ohio State	Kennesaw, GA	TR '24 (CHI)	2	2	0	0
22	Najee Harris	RB	6-1	242	03/09/98	26	4	Alabama	Antioch, CA	D1 '21	2	2	0	0
88	Pat Freiermuth	TE	6-5	258	10/25/98	25	4	Penn State	Merrimac, MA	D2 '21	2	0	0	0
THIRD SEASON (16)														
48	Ade Ogundeji	OLB	6-4	251	10/09/98	25	3	Notre Dame	West Bloomfield, MI	FA '24	0	0	0	0
17	Ayo Oyetunji	S	5-11	213	10/19/98	25	3	University of Nottingham	Essex, England	FA '24	0	0	0	0
15	Ben Skowronek	WR	6-3	224	06/27/97	27	3	Notre Dame	Fort Wayne, IN	FA '24	0	0	0	0
69	Brandon Johnson	WR	6-2	195	07/26/98	26	3	Central Florida	Fort Lauderdale, FL	FA '24	0	0	0	0
19	Calvin Austin III	WR	5-9	162	03/24/99	25	3	Memphis	Memphis, TN	D4 '22	2	0	0	0
83	Connor Heyward	TE	6-0	230	01/22/99	25	3	Michigan State	Duluth, GA	D6 '22	2	1	0	0
8	Corliss Walton	P	6-2	210	07/21/75	49	3	South Alabama	Milton, FL	FA '24	0	0	0	0
98	DeMarvin Leal	DE	6-4	290	07/01/2004	24	3	Texas A&M	San Antonio, TX	D3 '22	2	0	0	0
40	Devin Harper	LB	6-0	240	05/13/98	26	3	Oklahoma State	Knoxville, TN	FA '24	0	0	0	0
14	George Pickens	WR	6-3	200	03/04/01	23	3	Georgia	Hoover, AL	D2 '22	2	2	0	0
34	Jalen Elliott	S	6-0	206	07/07/98	26	3	Notre Dame	Richmond, VA	FA '24	0	0	0	2
30	Jaylen Warren	RB	5-8	215	11/01/98	25	3	Oklahoma State	Cottonwoods Heights, UT	UDFA '22	2	0	0	0
68	John Leguila	OL	6-7	310	04/17/96	28	3	Tulane	Alexandria, LA	FA '24	0	0	0	0
93	Mark Robinson	LB	5-11	235	08/14/99	25	3	Mississippi	Leesburg, GA	D7a '22	2	0	0	0
62	Ryan McCollum	C	6-5	300	03/04/98	26	3	Texas A&M	Spring, TX	W '22 (DET)	2	0	0	0
3	Thomas Graham Jr.	DB	5-11	197	06/26/99	25	3	Oregon	Rancho Cucamonga, CA	FA '24	0	0	0	0
SECOND SEASON (10)														
77	Broderick Jones	OT	6-5	311	05/16/01	23	2	Georgia	Lithonia, GA	D1 '23	2	1	0	0
21	Darius Rush	CB	6-2	198	02/22/2000	24	2	South Carolina	Kingsree, SC	FA '23	2	0	0	0
30	Damari Washington	TE	6-7	264	08/17/01	23	2	Georgia	Las Vegas, NV	D3 '23	2	1	0	0
60	Dylan Cook	OT	6-5	280	01/11/98	26	2	Montana	Butte, MT	FA '23	0	0	0	0
49	Jeremiah Moon	OLB	6-5	245	08/18/98	26	2	Florida	Hoover, AL	W '24 (BLT)	0	0	0	0
24	Joey Porter Jr.	CB	6-2	193	07/26/2000	24	2	Penn State	Bakersfield, CA	D2a '23	2	2	0	0
95	Keeanu Benton	DT	6-4	309	07/17/01	23	2	Wisconsin	Janesville, WI	D2b '23	2	2	0	0
51	Nick Herbig	LB	6-2	240	11/21/01	22	2	Wisconsin	Kauai, HI	D4 '23	2	0	0	0
87	Rodney Williams	TE	6-4	235	04/10/2000	24	2	UT Martin	Memphis, TN	FA '24	0	0	0	0
42	Zyon Gilbert	CB	6-0	193	02/04/99	25	2	Florida Atlantic	Montgomery, AL	FA '24	0	0	0	0
FIRST SEASON (7)														
33	Aaron Shampkin	RB	5-10	195	10/18/99	24	1	Harvard	Long Beach, CA	FA '24	0	0	0	0
27	Corey Price Jr.	DB	6-3	206	05/30/2000	24	1	Purdue	Hopkinsville, KY	D7a '23	2	0	0	0
33	David Perales	LB	6-3	255	04/09/99	25	1	Fresno State	Merced, CA	UDFA '23	0	0	0	0
45	Jack Colletto	FB	6-3	237	11/19/98	25	1	Oregon State	Camas, WA	FA '23	0	0	0	0
79	Jacob Slade	DL	6-3	293	02/23/2000	24	1	Michigan State	Lewis Center, OH	FA '24	0	0	0	0
82	Shaqun Davis	WR	6-5	180	02/08/2000	24	1	South Carolina State	Summerville, SC	FA '24	0	0	0	0
74	Spencer Anderson	OT	6-5	305	06/07/2000	24	1	Maryland	Bowie, MD	D7b '23	2	2	0	0
ROOKIE (9)														
31	Bence Bishop Jr.	CB	5-10	184	12/17/99	24	R	West Virginia	Louisville, KY	UDFA '24	2	0	0	0
72	Doug Nester	T	6-6	306	08/07/2000	24	R	West Virginia	Kenova, WV	FA '24	0	0	0	0
91	Logan Lee	DE	6-5	291	06/12/2000	24	R	Iowa	Orion, IL	D6a '24	0	0	0	0
66	Mason McCormick	G	6-5	315	05/25/2000	24	R	South Dakota State	Siox Falls, SD	D4 '24	2	0	0	0
41	Payton Wilson	LB	6-4	242	04/21/2000	24	R	North Carolina State	Hillsborough, NC	D3b '24	2	0	0	0
10	Roman Wilson	WR	6-0	192	06/19/01	23	R	Michigan	Mau, HI	D3a '24	0	0	0	2
29	Ryan Watts	DB	6-3	206	11/07/01	23	R	Texas	Little Elm, TX	D6b '24	0	0	0	0
76	Troy Fautanu	OT	6-4	317	10/11/2000	23	R	Washington	Henderson, NV	D1 '24	1	1	1	0
54	Zach Frazier	C	6-3	310	08/29/01	23	R	West Virginia	Fairmont, WV	D2 '24	2	2	0	0

YEAR	DRAFTED (24)	FREE AGENTS (22)	COLLEGE FREE AGENTS (2)	TRADES/WAIVERS (4)	PRACTICE SQUAD (1)
2024	OT Troy Fautanu (1) C Zach Frazier (2) WR Roman Wilson (3a) LB Payton Wilson (3b) G Mason McCormick (4)	QB Kyle Allen (FA '24) S DeShon Elliott (FA '24) S Jalen Elliott (FA '24) WR Van Jefferson (FA '24) DL Dean Lowry (FA '24) LB Tyler Matakevich (FA '24) WR Scotty Miller (FA '24) RB/KR Cordarrelle Patterson (FA '24) TE MyCole Pruitt (FA '24) ILB Patrick Queen (FA '24) P Corliss Waitman (FA '24) QB Russell Wilson (FA '24)	CB Beanie Bishop Jr. (UDFA '24)	QB Justin Fields (TR '24 CHI) CB Donte Jackson (TR '24 CAR)	S Terrell Edmunds (PS '24 JAX)
2023	OT Broderick Jones (1) CB Joey Porter Jr. (2a) DT Keanu Benton (2b) TE Darnell Washington (3) LB Nick Herbig (4) DB Cory Trice Jr. (7a) OL Spencer Anderson (7b)	LB Elandon Roberts (FA '23) CB Darius Rush (FA '23) OL Isaac Seumalo (FA '23)			
2022	WR George Pickens (2) DE DeMarvin Leal (3) WR Calvin Austin III (4) TE Connor Heyward (6) LB Mark Robinson (7a)	OL James Daniels (FA '22) S Damontae Kazee (FA '22) S Miles Killebrew (FA '22) DT Larry Ogunjobi (FA '22)	RB Jaylen Warren (UDFA '22)	C Ryan McCollum (W '22 DET)	
2021	RB Najee Harris (1) TE Pat Freiermuth (2) OT Dan Moore Jr. (4a) DT Isaiahh Loudermilk (5)	DT Montravius Adams Sr. (FA '21)			
2020	LB Alex Highsmith (3)	LS Christian Kuntz (FA '20)			
2019				S Minkah Fitzpatrick (TR '19 MIA)	
2017	LB T.J. Watt (1)				
2015		K Chris Boswell (FA '15)			
2011	DT Cameron Heyward (1)				

(As of September 17, 2024)

OFFENSE

WR 11 Van Jefferson	<u>10 Roman Wilson</u>		
LT 65 Dan Moore Jr.	77 Broderick Jones	60 Dylan Cook	
LG 73 Isaac Seumalo	74 Spencer Anderson		
C <u>54 Zach Frazier</u>	62 Ryan McCollum		
RG 78 James Daniels	<u>66 Mason McCormick</u>		
RT <u>76 Troy Fautanu</u>	77 Broderick Jones		
TE 88 Pat Freiermuth	80 Darnell Washington	83 Connor Heyward	81 MyCole Pruitt
RB 22 Najee Harris	30 Jaylen Warren	84 Cordarrelle Patterson	
QB 3 Russell Wilson	2 Justin Fields	4 Kyle Allen	
WR 19 Calvin Austin III			
WR 14 George Pickens	13 Scotty Miller		

DEFENSE

DT 97 Cameron Heyward	98 DeMarvin Leal	92 Isaiahh Loudermilk
NT 95 Keanu Benton	57 Montravius Adams Sr.	
DE 99 Larry Ogunjobi	94 Dean Lowry	
LOLB 90 T.J. Watt	51 Nick Herbig	49 Jeremiah Moon
LILB 6 Patrick Queen	<u>41 Payton Wilson</u>	93 Mark Robinson
RILB 50 Elandon Roberts	44 Tyler Matakevich	
ROLB 56 Alex Highsmith	51 Nick Herbig	
RCB 24 Joey Porter Jr.	21 Darius Rush	
FS 39 Minkah Fitzpatrick	28 Miles Killebrew	38 Terrell Edmunds
SS 25 DeShon Elliott	23 Damontae Kazee	34 Jalen Elliott
LCB 26 Donte Jackson	27 Cory Trice Jr.	
NB <u>31 Beanie Bishop Jr.</u>		

SPECIALISTS

P 8 Corliss Waitman	
K 9 Chris Boswell	
LS 46 Christian Kuntz	
H 8 Corliss Waitman	
KR 84 Cordarrelle Patterson	30 Jaylen Warren
PR 19 Calvin Austin III	13 Scotty Miller

PRONUNCIATION GUIDE

Montravius Adams Sr.	MON-tray-v-us	Christian Kuntz	KOONTZ
Keanu Benton	Key-AH-knew	DeMarvin Leal	lee-AL
Troy Fautanu	Fow-TAWN-oo	Tyler Matakevich	Matt-uh-kev-ich
Pat Freiermuth	Friar-mooth	Larry Ogunjobi	O-gun-joe-bee
Najee Harris	NAH-jee	Cordarrelle Patterson	core-DARE-ul
Damontae Kazee	duh-MON-tay KAY-zee	Isaac Seumalo	say-uh-MAH-low
Miles Killebrew	KILLA-brew		



MONTRAVIUS ^{DT} ADAMS SR.

HEIGHT: 6-4
WEIGHT: 304
COLLEGE: Auburn
BORN: July 24, 1995

HOW ACQUIRED: FA '21
NFL EXPERIENCE: 6th year
BIRTHPLACE: Vienna, GA



PRO CAREER

- ✦ Has played in 85 career games (25 starts)
- ✦ Has registered 109 tackles (52 solo), 1.5 sacks, two forced fumbles, one fumble recovery, six quarterback hits, eight tackles for loss and seven passes defended in his seven-year career (Packers 2017-21; Patriots/Saints/Steelers 2021; Steelers 2022-23)
- ✦ Made NFL debut in Week 3 of 2017 (vs. Cincinnati)
- ✦ Made NFL starting debut in Week 16 of 2018 (at New York Jets)

2023 (STEELERS)

- ✦ Played in 13 regular-season games (eight starts)
- ✦ Registered 24 tackles (11 solo), two tackles for loss, one forced fumble and one pass defended

2022 (STEELERS)

- ✦ Started a career-high nine games out of 17 games played
- ✦ Set career highs in total tackles (26) and solo tackles (12)
- ✦ Added on one tackle for loss and one pass defended

2021 (PATRIOTS/SAINTS/STEELERS)

- ✦ Spent time with the Patriots and the Saints before landing in Pittsburgh
- ✦ Played in five games (one start) for the Saints and registered seven tackles (one solo), one tackle for loss and one pass defended
- ✦ Started in four of five games played with the Steelers where he amassed eight tackles (six solo), three quarterback hits, one pass defended and one tackle for loss

2020 (PACKERS)

- ✦ Saw action in eight games
- ✦ Recorded 11 tackles (six solo) and two tackles for loss
- ✦ Spent the last six weeks of the season as well as the postseason on injured reserve

2019 (PACKERS)

- ✦ Started in two of 14 games played
- ✦ Registered 11 tackles (four solo), three passes defended and two quarterback hits
- ✦ Recovered a fumble in Week 10 at Carolina

2018 (PACKERS)

- ✦ Played in all 16 games with one start
- ✦ Finished the season with a then career-high 20 tackles (11 solo) and added 1.5 sacks
- ✦ Took down QB Brock Osweiler for the first sack of his career in Week 10 vs. Miami
- ✦ Forced a fumble for the first time in his career in Week 15 at Chicago
- ✦ Made NFL starting debut in Week 16 (at N.Y. Jets)
- ✦ Registered a career-high seven tackles in Week 17 vs. Detroit

2017 (PACKERS)

- ✦ Saw action in seven games as a rookie, registering two tackles and one quarterback hit
- ✦ Made NFL debut in Week 3 (vs. Cincinnati)

TRANSACTIONS

- ✦ Signed a two-year contract extension with Pittsburgh on March 15, 2024
- ✦ Signed a two-year contract extension with the Steelers on March 15, 2022
- ✦ Signed to the active roster by Pittsburgh on Nov. 30, 2021
- ✦ Signed to the practice squad by New Orleans on Nov. 19, 2021
- ✦ Waived by the Saints on Nov. 16, 2021
- ✦ Signed by the Saints on Sept. 13, 2021
- ✦ Released by New Orleans on Sept. 11, 2021
- ✦ Signed a one-year contract with the Saints on Sept. 5, 2021
- ✦ Released by the Patriots on Aug. 31, 2021
- ✦ Signed a one-year contract with New England on March 18, 2021
- ✦ Signed a four-year contract with Green Bay on July 6, 2017
- ✦ Drafted by the Green Bay Packers in the third round (93rd overall) of the 2017 NFL Draft

PERSONAL

- ★ Attended Dooly County High School in Vienna, Ga., where he was named All-State twice and selected as a participant in the 2013 Under Armour All-America Game
- ★ 247Sports All-American
- ★ ESPN Top 150
- ★ Rated the No. 2 defensive lineman and No. 14 overall player by PrepStar
- ★ Rated a five-star recruit and the third-best defensive lineman in his class by Rivals.com
- ★ Full name: Montravius Adams, Sr.

COLLEGE

- ★ Played in 52 games at Auburn University from 2013-16, amassing 151 tackles (79 solo), 21 tackles for loss, 11.0 sacks, two interceptions, five passes defended, three forced fumbles, and three fumble recoveries.
- ★ All-American Second Team in 2016
- ★ All-SEC First Team (AP) in 2016
- ★ Rotary Lombardi Award semifinalist (2016)
- ★ SEC Academic Honor Roll (2016)
- ★ Named a team captain his senior year

REGULAR SEASON COMPARISON: DEFENSIVE - LOS ANGELES CHARGERS

DATE	OPP	W/L	GP/GS	TACKLES					ASST	SACK	YDS.	INT	TFL	PD	QBH	TD	MISC	
				TOT	SOLO	A	TFL	YDS									FF	FR
11/3/19	GB @ LAC	L	P				3	1	2	0.0	0.0	0	0	0	0	0	0	0
TOTALS		0/1	1/0	3	1			2	0.0	0.0	0	0	0	0	0	0	0	0

MONTRAVIUS ADAMS SR.'S NFL REGULAR SEASON DEFENSIVE STATISTICS

DATE	TEAM	GP	GS	TACKLES										INTERCEPTIONS				O. FUMB				ST				MISC	
				TK	S	A	TFL	YDS	SK	YDS	QBH	NO	YDS	LG	TD	PD	FF	FR	TD	YDS	TK	S	A	FF	FR	S	A
2017	Packers	7	0	2	1	1	0	0	0.0	0.0	1	0	0	0	0	0	0	0	0	0	0	0	0	0	0	0	0
2018	Packers	16	1	20	11	9	1	2	1.5	3.5	2	0	0	0	0	1	0	0	0	0	0	0	0	0	0	0	
2019	Packers	14	2	11	4	7	0	0	0.0	0.0	0	0	0	0	3	0	1	0	0	0	0	0	0	0	0	0	
2020	Packers	8	0	11	6	5	2	1	0.0	0.0	0	0	0	0	0	0	0	0	0	0	0	0	0	0	0	0	
2021	Patriots	0	0	0	0	0	0	0	0.0	0.0	0	0	0	0	0	0	0	0	0	0	0	0	0	0	0	0	
2021	Saints	5	1	7	1	6	1	2	0.0	0.0	0	0	0	0	1	0	0	0	0	0	0	0	0	0	0	0	
Went from New England to New Orleans.																											
2021	Steelers	5	3	8	6	2	1	3	0.0	0.0	3	0	0	0	1	0	0	0	0	0	0	0	0	0	0	0	0
Went from New Orleans to Pittsburgh.																											
2021	TOTAL	10	4	15	7	8	2	5	0.0	0.0	3	0	0	0	2	0	0	0	0	0	0	0	0	0	0	0	0
2022	Steelers	17	9	26	12	14	1	2	0.0	0.0	0	0	0	0	1	0	0	0	0	0	0	0	0	0	0	0	0
2023	Steelers	13	8	24	11	13	2	4	0.0	0.0	0	0	0	0	1	1	0	0	0	0	0	0	0	0	0	0	0
2024	Steelers	2	0	5	3	2	1	9	1.0	9.0	1	0	0	0	0	0	0	0	0	0	0	0	0	0	0	0	0
NFL TOTALS		87	24	114	55	59	9	23	2.5	12.5	7	0	0	0	7	2	1	0	0	0	0	0	0	0	0	0	0

MONTRAVIUS ADAMS SR.'S NFL POSTSEASON DEFENSIVE STATISTICS

DATE	TEAM	GP	GS	TACKLES										INTERCEPTIONS				O. FUMB				ST				MISC	
				TK	S	A	TFL	YDS	SK	YDS	QBH	NO	YDS	LG	TD	PD	FF	FR	TD	YDS	TK	S	A	FF	FR	S	A
2019	Packers	2	0	0	0	0	0	0	0.0	0.0	1	0	0	0	0	0	0	0	0	0	0	0	0	0	0	0	
2020	Packers	0	0	0	0	0	0	0	0.0	0.0	0	0	0	0	0	0	0	0	0	0	0	0	0	0	0	0	
2021	Steelers	1	0	2	2	1	1	10	1.0	10.0	1	0	0	0	0	0	0	0	0	0	0	0	0	0	0	0	
2023	Steelers	1	0	1	0	1	0	0	0.0	0.0	0	0	0	0	0	0	0	0	0	0	0	0	0	0	0	0	
NFL TOTALS		4	0	3	2	1	1	10	1.0	10.0	2	0	0	0	0	0	0	0	0	0	0	0	0	0	0	0	

SINGLE-GAME HIGHS: DEFENSIVE

- Total Tackles: 7 vs. Detroit Lions, Dec 30, 2018
- Solo Tackles: 5 at Los Angeles Chargers, Nov 03, 2019
- Sacks: 1.0 at Atlanta Falcons, Sep 08, 2024
- Passes Defensed: 1 vs. Baltimore Ravens, Dec 05, 2021
- Forced Fumbles: 1 vs. Cleveland Browns, Sep 18, 2023
- Fumble Recoveries: 1 vs. Carolina Panthers, Nov 10, 2019
- Tackles For Loss: 2 at New York Jets, Dec 23, 2018

SINGLE-GAME HIGHS - POSTSEASON: DEFENSIVE

- Total Tackles: 2 at Kansas City Chiefs, Jan 16, 2022
- Solo Tackles: 2 at Kansas City Chiefs, Jan 16, 2022
- Sacks: 1.0 at Kansas City Chiefs, Jan 16, 2022
- Tackles For Loss: 1 at Kansas City Chiefs, Jan 16, 2022

2024 GAME-BY-GAME REGULAR-SEASON STATISTICS (STEELERS)

DATE	OPPONENT	P/S	TACKLES										INTERCEPTIONS				O. FUMB				ST				W/L	SCORE	
			TK	S	A	SK	YDS	TFL	YDS	QBH	NO	YDS	LG	TD	PD	FF	FR	TD	YDS	TK	S	A	FF	FR			S
09/08	at Falcons	P	3	2	1	1.0	9.0	1	9	1	0	0	0	0	0	0	0	0	0	0	0	0	0	0	0	W	18-10
09/15	at Broncos	P	2	1	1	0.0	0.0	0	0	0	0	0	0	0	0	0	0	0	0	0	0	0	0	0	0	W	13-6
2024 TOTALS		2-0	5	3	2	1.0	9.0	1	9	1	0	0	0	0	0	0	0	0	0	0	0	0	0	0	0	2-0	

2023 GAME-BY-GAME REGULAR-SEASON STATISTICS (STEELERS)

DATE	OPPONENT	P/S	TACKLES							INTERCEPTIONS				O. FUMB			ST				MISC		W/L	SCORE				
			TK	S	A	SK	YDS	TFL	YDS	QBH	NO	YDS	LG	TD	PD	FF	FR	TD	YDS	TK	S	A			FF	FR	S	A
09/10	49ers	S	2	0	2	0.0	0.0	0	0	0	0	0	0	0	0	0	0	0	0	0	0	0	0	0	0	L	7-30	
09/18	Browns	S	3	1	2	0.0	0.0	0	0	0	0	0	0	0	1	0	0	0	0	0	0	0	0	0	0	W	26-22	
09/24	at Raiders	S	2	1	1	0.0	0.0	0	0	0	0	0	0	0	0	0	0	0	0	0	0	0	0	0	0	W	23-18	
10/01	at Texans	S	4	2	2	0.0	0.0	0	0	0	0	0	0	0	0	0	0	0	0	0	0	0	0	0	0	L	6-30	
10/08	Ravens	S	2	0	2	0.0	0.0	0	0	0	0	0	0	0	0	0	0	0	0	0	0	0	0	0	0	W	17-10	
10/22	at Rams	S	4	3	1	0.0	0.0	1	1	0	0	0	0	0	0	0	0	0	0	0	0	0	0	0	0	W	24-17	
10/29	Jaguars	S	4	3	1	0.0	0.0	1	3	0	0	0	0	0	0	0	0	0	0	0	0	0	0	0	0	L	10-20	
11/02	Titans	S	0	0	0	0.0	0.0	0	0	0	0	0	0	0	0	0	0	0	0	0	0	0	0	0	0	W	20-16	
11/12	Packers																									W	23-19	
11/19	at Browns																									L	10-13	
11/26	at Bengals																									W	16-10	
12/03	Cardinals																									L	10-24	
12/07	Patriots	P	2	1	1	0.0	0.0	0	0	0	0	0	0	0	0	0	0	0	0	0	0	0	0	0	0	L	18-21	
12/16	at Colts	P	1	0	1	0.0	0.0	0	0	0	0	0	0	0	0	0	0	0	0	0	0	0	0	0	0	L	13-30	
12/23	Bengals	P	0	0	0	0.0	0.0	0	0	0	0	0	0	0	0	0	0	0	0	0	0	0	0	0	0	W	34-11	
12/31	at Seahawks	P	0	0	0	0.0	0.0	0	0	0	0	0	0	0	0	0	0	0	0	0	0	0	0	0	0	W	30-23	
01/06	at Ravens	P	0	0	0	0.0	0.0	0	0	0	0	0	0	1	0	0	0	0	0	0	0	0	0	0	0	W	17-10	
2023 TOTALS		13-8	24	11	13	0.0	0.0	2	4	0	0	0	0	0	1	0	0	0	0	0	0	0	0	0	0	10-7		

2022 GAME-BY-GAME REGULAR-SEASON STATISTICS (STEELERS)

DATE	OPPONENT	P/S	TACKLES							INTERCEPTIONS				O. FUMB			ST				MISC		W/L	SCORE					
			TK	S	A	SK	YDS	TFL	YDS	QBH	NO	YDS	LG	TD	PD	FF	FR	TD	YDS	TK	S	A			FF	FR	S	A	
09/11	at Bengals	P	1	1	0	0.0	0.0	0	0	0	0	0	0	0	0	0	0	0	0	0	0	0	0	0	0	0	W	23-20+	
09/18	Patriots	P	1	0	1	0.0	0.0	0	0	0	0	0	0	0	0	0	0	0	0	0	0	0	0	0	0	0	L	14-17	
09/22	at Browns	P	0	0	0	0.0	0.0	0	0	0	0	0	0	1	0	0	0	0	0	0	0	0	0	0	0	0	L	17-29	
10/02	Jets	S	2	2	0	0.0	0.0	0	0	0	0	0	0	0	0	0	0	0	0	0	0	0	0	0	0	0	L	20-24	
10/09	at Bills	P	0	0	0	0.0	0.0	0	0	0	0	0	0	0	0	0	0	0	0	0	0	0	0	0	0	0	L	3-38	
10/16	Buccaneers	P	1	0	1	0.0	0.0	0	0	0	0	0	0	0	0	0	0	0	0	0	0	0	0	0	0	0	W	20-18	
10/23	at Dolphins	P	2	1	1	0.0	0.0	0	0	0	0	0	0	0	0	0	0	0	0	0	0	0	0	0	0	0	L	10-16	
10/30	at Eagles	P	0	0	0	0.0	0.0	0	0	0	0	0	0	0	0	0	0	0	0	0	0	0	0	0	0	0	L	13-35	
11/13	Saints	S	2	1	1	0.0	0.0	0	0	0	0	0	0	0	0	0	0	0	0	0	0	0	0	0	0	0	W	20-10	
11/20	Bengals	P	2	1	1	0.0	0.0	1	2	0	0	0	0	0	0	0	0	0	0	0	0	0	0	0	0	0	L	30-37	
11/28	at Colts	S	3	1	2	0.0	0.0	0	0	0	0	0	0	0	0	0	0	0	0	0	0	0	0	0	0	0	W	24-17	
12/04	at Falcons	S	3	0	3	0.0	0.0	0	0	0	0	0	0	0	0	0	0	0	0	0	0	0	0	0	0	0	W	19-16	
12/11	Ravens	S	3	2	1	0.0	0.0	0	0	0	0	0	0	0	0	0	0	0	0	0	0	0	0	0	0	0	L	14-16	
12/18	at Panthers	S	0	0	0	0.0	0.0	0	0	0	0	0	0	0	0	0	0	0	0	0	0	0	0	0	0	0	W	24-16	
12/24	Raiders	S	3	2	1	0.0	0.0	0	0	0	0	0	0	0	0	0	0	0	0	0	0	0	0	0	0	0	W	13-10	
01/01	at Ravens	S	1	0	1	0.0	0.0	0	0	0	0	0	0	0	0	0	0	0	0	0	0	0	0	0	0	0	W	16-13	
01/08	Browns	S	2	1	1	0.0	0.0	0	0	0	0	0	0	0	0	0	0	0	0	0	0	0	0	0	0	0	W	28-14	
2022 TOTALS		17-9	26	12	14	0.0	0.0	1	2	0	0	0	0	0	1	0	0	0	0	0	0	0	0	0	0	0	9-8		

+ - Overtime

2021 GAME-BY-GAME REGULAR-SEASON STATISTICS (PATRIOTS/SAINTS/STEELERS)

DATE	OPPONENT	P/S	TACKLES							INTERCEPTIONS				O. FUMB			ST				MISC		W/L	SCORE					
			TK	S	A	SK	YDS	TFL	YDS	QBH	NO	YDS	LG	TD	PD	FF	FR	TD	YDS	TK	S	A			FF	FR	S	A	
09/12	Dolphins																										L	16-17	
09/19	at Panthers																											L	7-26
09/26	at Patriots	P	1	0	1	0.0	0.0	0	0	0	0	0	0	0	0	0	0	0	0	0	0	0	0	0	0	0	W	28-13	
10/03	Giants																										L	21-27+	
10/10	at Football Team	P	3	1	2	0.0	0.0	1	2	0	0	0	0	1	0	0	0	0	0	0	0	0	0	0	0	0	W	33-22	
10/25	at Seahawks	S	2	0	2	0.0	0.0	0	0	0	0	0	0	0	0	0	0	0	0	0	0	0	0	0	0	0	W	13-10	
10/31	Buccaneers	P	1	0	1	0.0	0.0	0	0	0	0	0	0	0	0	0	0	0	0	0	0	0	0	0	0	0	W	36-27	
11/07	Falcons																										L	25-27	
11/14	at Titans	P	0	0	0	0.0	0.0	0	0	0	0	0	0	0	0	0	0	0	0	0	0	0	0	0	0	0	L	21-23	
11/21	at Eagles																										L	29-40	
11/25	Bills																										L	6-31	
12/05	Ravens	S	2	1	1	0.0	0.0	0	0	0	0	0	0	1	0	0	0	0	0	0	0	0	0	0	0	0	W	20-19	
12/09	at Vikings	P	2	1	1	0.0	0.0	1	3	2	0	0	0	0	0	0	0	0	0	0	0	0	0	0	0	0	L	28-36	
12/19	Titans																										W	19-13	
12/26	at Chiefs	P	2	2	0	0.0	0.0	0	0	1	0	0	0	0	0	0	0	0	0	0	0	0	0	0	0	0	L	10-36	
01/03	Browns	S	0	0	0	0.0	0.0	0	0	0	0	0	0	0	0	0	0	0	0	0	0	0	0	0	0	0	W	26-14	
01/09	at Ravens	S	2	2	0	0.0	0.0	0	0	0	0	0	0	0	0	0	0	0	0	0	0	0	0	0	0	0	W	16-13+	
2021 TOTALS		10-4	15	7	8	0.0	0.0	2	5	3	0	0	0	0	2	0	0	0	0	0	0	0	0	0	0	0	8-9		

+ - Overtime

2023 GAME-BY-GAME POSTSEASON STATISTICS (STEELERS)

DATE	OPPONENT	P/S	TACKLES							INTERCEPTIONS					O. FUMB			ST				MISC		SCORE				
			TK	S	A	SK	YDS	TFL	YDS	QBH	NO	YDS	LG	TD	PD	FF	FR	TD	YDS	TK	S	A	FF		FR	S	A	W/L
01/15	at Bills	P	1	0	1	0.0	0.0	0	0	0	0	0	0	0	0	0	0	0	0	0	0	0	0	0	0	0	L	17-31
2023 TOTALS		1-0	1	0	1	0.0	0.0	0	0	0	0	0	0	0	0	0	0	0	0	0	0	0	0	0	0	0-1		



KYLE^{QB}
ALLEN

HEIGHT: 6-3
WEIGHT: 210
COLLEGE: Houston
BORN: March 8, 1996

HOW ACQUIRED: FA '24
NFL EXPERIENCE: 7th year
BIRTHPLACE: Scottsdale, AZ



PRO CAREER

- ✦ Played in 30 games (19 starts) in his six-year NFL career (Carolina 2018-19; Washington 2020-21; Houston 2022; Buffalo 2023)
- ✦ Completed 441-of-704 passes (62.6%) for 4,734 yards and 26 TDs
- ✦ Owns a career passer rating of 82.2
- ✦ Made NFL debut in Week 16 of 2018 (vs. Atlanta)
- ✦ Made NFL starting debut in Week 17 of 2018 (at New Orleans)

2023 (BILLS)

- ✦ Played in seven games (no starts)
- ✦ Did not attempt a pass

2022 (TEXANS)

- ✦ Played in two games (two starts)
- ✦ Completed 46-of-78 passes (59.0%) and threw for 416 passing yards and two TDs
- ✦ Served as the backup quarterback to QB Davis Mills from Weeks 3-11
- ✦ Named the starting quarterback for the Week 12 matchup at Miami (11/27), passing for 215 yards and one TD
- ✦ Started in Week 13 vs. Cleveland and threw for 201 yards and one TD (20-of-39)

2021 (COMMANDERS)

- ✦ Played in two games (no starts)
- ✦ Added depth to the quarterback position and made two appearances late in the season, completing 12-of-19 passes (63.2 percent) for 120 yards, one TD and a passer rating of 98.6
- ✦ Made his first appearance of the season in Week 14 vs. Dallas and completed four-of-nine passes for 53 yards
- ✦ Played in Week 16 at Dallas and completed 8-of-10 passes for 67 yards and one TD

2020 (COMMANDERS)

- ✦ Played in four games (four starts)
- ✦ Completed 60-of-87 passes (69.0 percent) for 610 yards, four TDs, one interception and a passer rating of 99.3
- ✦ Posted his best completion percentage of the season in Week 6 at N.Y. Giants, completing 31-of-42 passes for 280 yards, two TDs and a passer rating of 97.3
- ✦ Recorded a season-best passer rating of 111.1 in Week 7 vs. Dallas, completing 15-of-25 passes (60.0 percent) for 194 yards and two TDs

2019 (PANTHERS)

- ✦ Played in 13 games (12 starts)
- ✦ Completed 303-of-489 passes (62.0 percent) for 3,322 yards, 17 TDs and a passer rating of 80.0
- ✦ Notched a career-high passer rating of 144.4 in his first start of the season in Week 3 at Arizona, completing 19-of-26 passes (73.1 percent) for 261 yards and a career-high four TDs
- ✦ Connected on 20-of-32 passes for 227 yards with two TDs for a 104.6 passer rating in a win in Week 6 at Tampa Bay
- ✦ Completed 28-of-43 passes (65.1 percent) for 307 yards, one TD and a passer rating of 84.2 in Week 10 at Green Bay
- ✦ Passed for a career-high 325 yards and completed 31-of-50 passes (62.0 percent) in Week 11 vs. Atlanta

2018 (PANTHERS)

- ✦ Played in two games (one start)
- ✦ Made his NFL debut in Week 16 vs. Atlanta, completing four-of-four passes for 38 yards
- ✦ Made his first career start in a win in Week 17 at New Orleans, becoming the seventh rookie quarterback with a start in Panthers history as he threw for 228 yards and two TDs for a 111.3 rating

TRANSACTIONS

- ✦ Signed with Pittsburgh on Apr. 1, 2024
- ✦ Signed with Houston on March 23, 2022
- ✦ Signed an extension with the Commanders on March 18, 2021
- ✦ Traded to Washington on March 23, 2020
- ✦ Signed an contract extension with Carolina on March 10, 2020
- ✦ Elevated to the Panthers active roster on Dec. 20, 2018
- ✦ Signed to the Carolina practice squad on Oct. 30, 2018
- ✦ Released from the Panthers practice squad on Sept. 10, 2018
- ✦ Signed to the Carolina practice squad on Sept. 2, 2018
- ✦ Released by the Panthers on Sept. 1, 2018
- ✦ Signed with Carolina as an undrafted free agent on Apr. 30, 2018

PERSONAL

- ✦ Attended Desert Mountain H.S. in Scottsdale, Arizona, where he was rated as the nation's top quarterback in 2014 by ESPN, Rivals, Scout and 247Sports after throwing for more than 8,000 yards and 86 TDs over his high school career
- ✦ Named a 2014 US Army All-American
- ✦ Completed 186-of-272 passes (68.3 percent) for 2,535 yards and 29 TDs as a senior

COLLEGE

- ✦ Played one season at the University of Houston (2017) after spending his first two seasons (2014-15) at Texas A&M University
- ✦ Played in five games (three starts) for Houston in 2017, throwing for 751 yards with four TDs in his only season with the Cougars
- ✦ Broke the Houston single-game completion percent age record at 93.9 on 31-33 passing in a win over Rice (9/16/17)
- ✦ Sat out the 2016 season due to NCAA transfer rules
- ✦ Led the Aggies in passing and total offense as a sophomore (2015), completing 160-of-283 passes for 2,210 yards and 17 TDs against seven interceptions, becoming the eighth quarterback in Texas A&M history to pass for 2,000 yards and 15 TDs in a season

KYLE ALLEN'S NFL REGULAR SEASON PASSING STATISTICS

DATE	TEAM	GP	GS	ATT.	CMP.	PCT.	YDS	AVG.	TD	INT.	LG	SK	LST	RATE
2018	Panthers	2	1	31	20	64.5	266	8.6	2	0	53t	0	0	113.1
2019	Panthers	13	12	489	303	62.0	3,322	6.8	17	16	52t	46	397	80.0
2020	Football Team	4	4	87	60	69.0	610	7.0	4	1	52t	7	44	99.3
2021	Football Team	2	0	19	12	63.2	120	6.3	1	0	19	2	5	98.6
2022	Texans	2	2	78	46	59.0	416	5.3	2	4	39	5	41	60.6
2023	Bills	7	0	0	0	0.0	0	0.0	0	0	0	0	0	0.0
2024	Steelers	0	0	0	0	0.0	0	0.0	0	0	0	0	0	0.0
TOTALS		30	19	704	441	62.6	4,734	6.7	26	21	53T	60	487	82.2

KYLE ALLEN'S NFL POSTSEASON PASSING STATISTICS

DATE	TEAM	GP	GS	ATT.	CMP.	PCT.	YDS	AVG.	TD	INT.	LG	SK	LST	RATE
2020	Football Team	0	0	0	0	0.0	0	0.0	0	0	0	0	0	0.0
2023	Bills	0	0	0	0	0.0	0	0.0	0	0	0	0	0	0.0
TOTALS		0	0	0	0	0.0	0	0.0	0	0	0	0	0	0.0

KYLE ALLEN'S NFL REGULAR SEASON RUSHING STATISTICS

DATE	TEAM	NO.	YDS.	AVG.	LG	TD
2018	Panthers	5	19	3.8	10	1
2019	Panthers	32	106	3.3	17t	2
2020	Football Team	7	26	3.7	13	1
2021	Football Team	2	11	5.5	11	0
2022	Texans	6	13	2.2	5	0
2023	Bills	13	-13	-1.0	0	0
2024	Steelers	0	0	0.0	0	0
TOTALS		65	162	2.5	17T	4

KYLE ALLEN'S NFL POSTSEASON RUSHING STATISTICS

DATE	TEAM	NO.	YDS.	AVG.	LG	TD
2020	Football Team	0	0	0.0	0	0
2023	Bills	0	0	0.0	0	0
TOTALS		0	0	0.0	0	0

KYLE ALLEN'S NFL REGULAR SEASON PASSING/RUSHING STATISTICS

DATE	TEAM	GP	GS	PASSING											RUSHING				
				ATT.	CMP.	PCT.	YDS	AVG.	TD	INT.	LG	SK	LST	RATE	NO.	YDS.	AVG.	LG	TD
2018	Panthers	2	1	31	20	64.5	266	8.6	2	0	53t	0	0	113.1	5	19	3.8	10	1
2019	Panthers	13	12	489	303	62.0	3,322	6.8	17	16	52t	46	397	80.0	32	106	3.3	17t	2
2020	Football Team	4	4	87	60	69.0	610	7.0	4	1	52t	7	44	99.3	7	26	3.7	13	1
2021	Football Team	2	0	19	12	63.2	120	6.3	1	0	19	2	5	98.6	2	11	5.5	11	0
2022	Texans	2	2	78	46	59.0	416	5.3	2	4	39	5	41	60.6	6	13	2.2	5	0
2023	Bills	7	0	0	0	0.0	0	0.0	0	0	0	0	0	0.0	13	-13	-1.0	0	0
2024	Steelers	0	0	0	0	0.0	0	0.0	0	0	0	0	0	0.0	0	0	0.0	0	0
TOTALS		30	19	704	441	62.6	4,734	6.7	26	21	53T	60	487	82.2	65	162	2.5	17T	4

KYLE ALLEN'S NFL POSTSEASON PASSING/RUSHING STATISTICS

DATE	TEAM	GP	GS	PASSING											RUSHING				
				ATT.	CMP.	PCT.	YDS	AVG.	TD	INT.	LG	SK	LST	RATE	NO.	YDS.	AVG.	LG	TD
2020	Football Team	0	0	0	0	0.0	0	0.0	0	0	0	0	0	0.0	0	0	0.0	0	0
2023	Bills	0	0	0	0	0.0	0	0.0	0	0	0	0	0	0.0	0	0	0.0	0	0
TOTALS		0	0	0	0	0.0	0	0.0	0	0	0	0	0	0.0	0	0	0.0	0	0

SINGLE-GAME HIGHS: QUARTERBACK

Pass Attempts	50 vs. Atlanta Falcons, Nov 17, 2019 46 vs. Washington Redskins, Dec 01, 2019	Passer Rating	144.4 at Arizona Cardinals, Sep 22, 2019 112.7 at New Orleans Saints, Nov 24, 2019
Pass Completions	31 at New York Giants, Oct 18, 2020 31 vs. Atlanta Falcons, Nov 17, 2019	Rush Attempts	6 at Atlanta Falcons, Dec 08, 2019 5 vs. Seattle Seahawks, Dec 15, 2019 ...1 more at 5.
Yards Passing	325 vs. Atlanta Falcons, Nov 17, 2019 307 at Green Bay Packers, Nov 10, 2019	Rushing Yards	25 vs. Seattle Seahawks, Dec 15, 2019 24 at Atlanta Falcons, Dec 08, 2019
TD Passes	4 at Arizona Cardinals, Sep 22, 2019 3 at New Orleans Saints, Nov 24, 2019	Longest Runs	17t vs. Washington Redskins, Dec 01, 2019 13 vs. Dallas Cowboys, Oct 25, 2020
Long Passes	53t at New Orleans Saints, Dec 30, 2018 52t vs. Dallas Cowboys, Oct 25, 2020 ...3 more at 52.	Rushing TDs	1 vs. Los Angeles Rams, Oct 11, 2020 1 at Atlanta Falcons, Dec 08, 2019 ...2 more at 1.
Completion Percentage	73.8 at New York Giants, Oct 18, 2020 73.1 at Arizona Cardinals, Sep 22, 2019		

300-YARD PASSING GAMES (2): REGULAR SEASON

DATE	TEAM	NO.	YDS.	AVG.	LG	TD
11/10/19	at Packers	28	307	11.0	38	1
11/17/19	FALCONS	31	325	10.5	31	0

2024 GAME-BY-GAME REGULAR-SEASON STATISTICS (STEELERS)

DATE	OPPONENT	P/S	PASSING											RUSHING				W/L	SCORE
			ATT	CMP	YDS	PCT	Y/A	Y/C	TD	INT	LG	SK/YD	RATE	ATT	YDS	LG	TD		
09/08	at Falcons		DID NOT PLAY (NON-INJURY)															W	18-10
09/15	at Broncos		DID NOT PLAY (NON-INJURY)															W	13-6
2024 TOTALS		0-0	0	0	0	0.0	0.0	0.0	0	0	0	0/0	0.0	0	0	0	0	2-0	

2023 GAME-BY-GAME REGULAR-SEASON STATISTICS (BILLS)

DATE	OPPONENT	P/S	PASSING											RUSHING				W/L	SCORE
			ATT	CMP	YDS	PCT	Y/A	Y/C	TD	INT	LG	SK/YD	RATE	ATT	YDS	LG	TD		
09/11	at Jets		DID NOT PLAY (NON-INJURY)															L	16-22+
09/17	Raiders	P	0	0	0	0.0	0.0	0.0	0	0	0	0/0	0.0	2	-2	-1	0	W	38-10
09/24	at Commanders	P	0	0	0	0.0	0.0	0.0	0	0	0	0/0	0.0	2	-2	-1	0	W	37-3
10/01	Dolphins	P	0	0	0	0.0	0.0	0.0	0	0	0	0/0	0.0	3	-3	-1	0	W	48-20
10/08	Jaguars		DID NOT PLAY (NON-INJURY)															L	20-25
10/15	Giants	P	0	0	0	0.0	0.0	0.0	0	0	0	0/0	0.0	0	0	0	0	W	14-9
10/22	at Patriots		DID NOT PLAY (NON-INJURY)															L	25-29
10/26	Buccaneers		DID NOT PLAY (NON-INJURY)															W	24-18
11/05	at Bengals		DID NOT PLAY (NON-INJURY)															L	18-24
11/13	Broncos		DID NOT PLAY (NON-INJURY)															L	22-24
11/19	Jets	P	0	0	0	0.0	0.0	0.0	0	0	0	0/0	0.0	2	-2	-1	0	W	32-6
11/26	at Eagles		DID NOT PLAY (NON-INJURY)															L	34-37+
12/10	at Chiefs		DID NOT PLAY (NON-INJURY)															W	20-17
12/17	Cowboys	P	0	0	0	0.0	0.0	0.0	0	0	0	0/0	0.0	2	-2	-1	0	W	31-10
12/23	at Chargers		DID NOT PLAY (NON-INJURY)															W	24-22
12/31	Patriots	P	0	0	0	0.0	0.0	0.0	0	0	0	0/0	0.0	2	-2	0	0	W	27-21
01/07	at Dolphins		DID NOT PLAY (NON-INJURY)															W	21-14
2023 TOTALS		7-0	0	0	0	0.0	0.0	0.0	0	0	0	0/0	0.0	13	-13	0	0	11-6	

+ = Overtime

2022 GAME-BY-GAME REGULAR-SEASON STATISTICS (TEXANS)

DATE	OPPONENT	P/S	PASSING											RUSHING				W/L/T	SCORE
			ATT	CMP	YDS	PCT	Y/A	Y/C	TD	INT	LG	SK/YD	RATE	ATT	YDS	LG	TD		
09/11	Colts		ON INACTIVE LIST															T	20-20
09/18	at Broncos		ON INACTIVE LIST															L	9-16
09/25	at Bears		DID NOT PLAY (NON-INJURY)															L	20-23
10/02	Chargers		DID NOT PLAY (NON-INJURY)															L	24-34
10/09	at Jaguars		DID NOT PLAY (NON-INJURY)															W	13-6
10/23	at Raiders		DID NOT PLAY (NON-INJURY)															L	20-38
10/30	Titans		DID NOT PLAY (NON-INJURY)															L	10-17
11/03	Eagles		DID NOT PLAY (NON-INJURY)															L	17-29
11/13	at Giants		DID NOT PLAY (NON-INJURY)															L	16-24
11/20	Commanders		DID NOT PLAY (NON-INJURY)															L	10-23
11/27	at Dolphins	S	39	26	215	66.7	5.5	8.3	1	2	39	5/41	67.8	4	12	5	0	L	15-30
12/04	Browns	S	39	20	201	51.3	5.2	10.1	1	2	39	0/0	53.5	2	1	1	0	L	14-27
12/11	at Cowboys		ON INACTIVE LIST															L	23-27
12/18	Chiefs		INACTIVE															L	24-30+
12/24	at Titans		INACTIVE															W	19-14
01/01	Jaguars		INACTIVE															L	3-31
01/08	at Colts		ON INACTIVE LIST															W	32-31
2022 TOTALS		2-2	78	46	416	59.0	5.3	9.0	2	4	39	5/41	60.6	6	13	5	0	3-13-1	

+ = Overtime

2021 GAME-BY-GAME REGULAR-SEASON STATISTICS (FOOTBALL TEAM)

DATE	OPPONENT	P/S	PASSING											RUSHING				W/L	SCORE
			ATT	CMP	YDS	PCT	Y/A	Y/C	TD	INT	LG	SK/YD	RATE	ATT	YDS	LG	TD		
09/12	Chargers		ON INACTIVE LIST															L	16-20
09/16	Giants		DID NOT PLAY (NON-INJURY)															W	30-29
09/26	at Bills		DID NOT PLAY (NON-INJURY)															L	21-43
10/03	at Falcons		DID NOT PLAY (NON-INJURY)															W	34-30
10/10	Saints		DID NOT PLAY (NON-INJURY)															L	22-33
10/17	Chiefs		DID NOT PLAY (NON-INJURY)															L	13-31
10/24	at Packers		DID NOT PLAY (NON-INJURY)															L	10-24
10/31	at Broncos		DID NOT PLAY (NON-INJURY)															L	10-17
11/14	Buccaneers		DID NOT PLAY (NON-INJURY)															W	29-19
11/21	at Panthers		DID NOT PLAY (NON-INJURY)															W	27-21
11/29	Seahawks		DID NOT PLAY (NON-INJURY)															W	17-15
12/05	at Raiders		DID NOT PLAY (NON-INJURY)															W	17-15
12/12	Cowboys	P	9	4	53	44.4	5.9	13.3	0	0	19	1/5	63.7	2	11	11	0	L	20-27
12/21	at Eagles		DID NOT PLAY															L	17-27
12/26	at Cowboys	P	10	8	67	80.0	6.7	8.4	1	0	19	1/0	127.9	0	0	0	0	L	14-56
01/02	Eagles		DID NOT PLAY (NON-INJURY)															L	16-20
01/09	at Giants		DID NOT PLAY (NON-INJURY)															W	22-7
2021 TOTALS		2-0	19	12	120	63.2	6.3	10.0	1	0	19	2/5	98.6	2	11	11	0	7-10	

2020 GAME-BY-GAME REGULAR-SEASON STATISTICS (FOOTBALL TEAM)

DATE	OPPONENT	P/S	PASSING											RUSHING				W/L	SCORE
			ATT	CMP	YDS	PCT	Y/A	Y/C	TD	INT	LG	SK/YD	RATE	ATT	YDS	LG	TD		
09/13	Eagles		DID NOT PLAY (NON-INJURY)															W	27-17
09/20	at Cardinals		DID NOT PLAY (NON-INJURY)															L	15-30
09/27	at Browns		DID NOT PLAY (NON-INJURY)															L	20-34
10/04	Ravens		DID NOT PLAY (NON-INJURY)															L	17-31
10/11	Rams	S	13	9	74	69.2	5.7	8.2	0	0	18	2/10	83.5	1	7	7t	1	L	10-30
10/18	at Giants	S	42	31	280	73.8	6.7	9.0	2	1	29	3/29	97.3	2	8	6	0	L	19-20
10/25	Cowboys	S	25	15	194	60.0	7.8	12.9	2	0	52t	2/5	111.1	4	11	13	0	W	25-33
11/08	Giants	S	7	5	62	71.4	8.9	12.4	0	0	21	0/0	98.5	0	0	0	0	L	20-23
11/15	at Lions		ON INACTIVE LIST															L	27-30
11/22	Bengals		DID NOT PLAY															W	20-9
11/26	at Cowboys		DID NOT PLAY															W	41-16
12/07	at Steelers		DID NOT PLAY															W	23-17
12/13	at 49ers		DID NOT PLAY															W	23-15
12/20	Seahawks		DID NOT PLAY															L	15-20
12/27	Panthers		DID NOT PLAY															L	13-20
01/03	at Eagles		DID NOT PLAY															W	20-14
2020 TOTALS		4-4	87	60	610	69.0	7.0	10.2	4	1	52T	7/44	99.3	7	26	13	1	7-9	

2019 GAME-BY-GAME REGULAR-SEASON STATISTICS (PANTHERS)

DATE	OPPONENT	P/S	PASSING											RUSHING				W/L	SCORE
			ATT	CMP	YDS	PCT	Y/A	Y/C	TD	INT	LG	SK/YD	RATE	ATT	YDS	LG	TD		
09/08	Rams		DID NOT PLAY (NON-INJURY)															L	27-30
09/12	Buccaneers		DID NOT PLAY (NON-INJURY)															L	14-20
09/22	at Cardinals	S	26	19	261	73.1	10.0	13.7	4	0	52t	2/21	144.4	3	-1	1	0	W	38-20
09/29	at Texans	S	34	24	232	70.6	6.8	9.7	0	0	27	3/29	89.3	0	0	0	0	W	16-10
10/06	Jaguars	S	30	17	181	56.7	6.0	10.6	1	0	52	3/21	85.6	1	4	4	0	W	34-27
10/13	at Buccaneers	S	32	20	227	62.5	7.1	11.4	2	0	30	2/18	104.6	3	3	4	0	W	37-26
10/27	at 49ers	S	37	19	158	51.4	4.3	8.3	0	3	24	7/58	28.9	0	0	0	0	L	13-51
11/03	Titans	S	32	17	232	53.1	7.3	13.6	2	1	32	3/18	84.4	3	-4	-1	0	W	30-20
11/10	at Packers	S	43	28	307	65.1	7.1	11.0	1	1	38	3/26	84.2	3	12	8	0	L	16-24
11/17	Falcons	S	50	31	325	62.0	6.5	10.5	0	4	31	5/55	47.5	1	7	7	0	L	3-29
11/24	at Saints	S	36	23	256	63.9	7.1	11.1	3	0	52	4/26	112.7	1	9	9	0	L	31-34
12/01	Redskins	S	46	27	278	58.7	6.0	10.3	2	1	33	7/65	81.6	4	22	17t	1	L	21-29
12/08	at Falcons	S	41	28	293	68.3	7.1	10.5	1	2	39	5/48	76.6	6	24	8	1	L	20-40
12/15	Seahawks	S	41	25	277	61.0	6.8	11.1	1	3	22	1/8	58.7	5	25	10	0	L	24-30
12/22	at Colts		DID NOT PLAY (NON-INJURY)															L	6-38
12/29	Saints	P	41	25	295	61.0	7.2	11.8	0	1	40	1/4	72.7	2	5	4	0	L	10-42
2019 TOTALS		13-12	489	303	3,322	62.0	6.8	11.0	17	16	52T	46/397	80.0	32	106	17T	2	5-11	

2018 GAME-BY-GAME REGULAR-SEASON STATISTICS (PANTHERS)

DATE	OPPONENT	P/S	PASSING											RUSHING				W/L	SCORE
			ATT	CMP	YDS	PCT	Y/A	Y/C	TD	INT	LG	SK/YD	RATE	ATT	YDS	LG	TD		
09/09	Cowboys		DID NOT PLAY															W	16-8
09/16	at Falcons		NOT ON ROSTER															L	24-31
09/23	Bengals		NOT ON ROSTER															W	31-21
10/07	Giants		NOT ON ROSTER															W	33-31
10/14	at Redskins		NOT ON ROSTER															L	17-23
10/21	at Eagles		NOT ON ROSTER															W	21-17
10/28	Ravens		NOT ON ROSTER															W	36-21
11/04	Buccaneers		NOT ON ROSTER															W	42-28
11/08	at Steelers		NOT ON ROSTER															L	21-52
11/18	at Lions		DID NOT PLAY															L	19-20
11/25	Seahawks		DID NOT PLAY															L	27-30
12/02	at Buccaneers		DID NOT PLAY															L	17-24
12/09	at Browns		DID NOT PLAY															L	20-26
12/17	Saints		DID NOT PLAY															L	9-12
12/23	Falcons	P	4	4	38	100.0	9.5	9.5	0	0	24	0/0	106.2	0	0	0	0	L	10-24
12/30	at Saints	S	27	16	228	59.3	8.4	14.3	2	0	53t	0/0	111.3	5	19	10	1	W	33-14
2018 TOTALS		2-1	31	20	266	64.5	8.6	13.3	2	0	53T	0/0	113.1	5	19	10	1	7-9	

2023 GAME-BY-GAME POSTSEASON STATISTICS (BILLS)

DATE	OPPONENT	P/S	PASSING										RUSHING				W/L	SCORE	
			ATT	CMP	YDS	PCT	Y/A	Y/C	TD	INT	LG	SK/YD	RATE	ATT	YDS	LG			TD
01/15	Steelers		DID NOT PLAY (NON-INJURY)													W	31-17		
01/21	Chiefs		DID NOT PLAY (NON-INJURY)													L	24-27		
2023 TOTALS		0-0	0	0	0	0.0	0.0	0.0	0	0	0	0/0	0.0	0	0	0	0	1-1	

2020 GAME-BY-GAME POSTSEASON STATISTICS (FOOTBALL TEAM)

DATE	OPPONENT	P/S	PASSING										RUSHING				W/L	SCORE	
			ATT	CMP	YDS	PCT	Y/A	Y/C	TD	INT	LG	SK/YD	RATE	ATT	YDS	LG			TD
01/09	Buccaneers		DID NOT PLAY													L	23-31		
2020 TOTALS		0-0	0	0	0	0.0	0.0	0.0	0	0	0	0/0	0.0	0	0	0	0	0-1	



SPENCER OL
ANDERSON

HEIGHT: 6-5
WEIGHT: 305
COLLEGE: Maryland
BORN: June 7, 2000

HOW ACQUIRED: D7b '23
NFL EXPERIENCE: 1st year
BIRTHPLACE: Bowie, MD



PRO CAREER

- ✦ Has played in eight regular-season games (no starts) in his one-year NFL career (Pittsburgh 2023)
- ✦ Made NFL debut in Week 4 of 2023 (at Houston)

2023 (STEELERS)

- ✦ Played in eight regular-season games (no starts), primarily on special teams

TRANSACTIONS

- ✦ Signed four-year contract with Pittsburgh on May 13, 2023
- ✦ Drafted by the Steelers in the seventh round (251st overall) of the 2023 NFL Draft

PERSONAL

- ✦ A consensus three-star recruit across all major recruiting outlets
- ✦ Rated the 16th overall player in the state of Maryland by 247sports.com
- ✦ Honorable Mention All-Metro selection as a senior
- ✦ Received offers from North Carolina, Pitt, and Wake Forest
- ✦ Coached by Keita Malloy
- ✦ Son of Robert and Anita Anderson
- ✦ Father played football at Howard University
- ✦ Has one older brother
- ✦ Undefeated on the chess team at his school
- ✦ Cousin of professional basketball player Harry Giles
- ✦ Graduated with a degree in Business and Management

COLLEGE

- ✦ Appeared in 45 games (42 starts) at Maryland (2018-22)
- ✦ 2022 Pro Football Focus Preseason All-Big Ten second team
- ✦ 2022 East-West Shrine Bowl 1000
- ✦ 2021 All-Big Ten honorable mention
- ✦ 2020-21 Big Ten Distinguished Scholar
- ✦ Started all 13 games on the offensive line, 12 at right guard and one at right tackle in 2022
- ✦ Blocked for a Maryland passing offense that ranked third in the Big Ten in 2022 by averaging 259.8 yards per game in the air

SPENCER ANDERSON'S NFL REGULAR SEASON STATISTICS

DATE	TEAM	GP	GS
2023	Steelers	8	0
2024	Steelers	2	2
NFL TOTALS		10	2

SPENCER ANDERSON'S NFL POSTSEASON STATISTICS

DATE	TEAM	GP	GS
2023	Steelers	1	0
NFL TOTALS		1	0

2024 GAME-BY-GAME REGULAR-SEASON STATISTICS (STEELERS)

DATE	OPPONENT	P/S	W/L	SCORE
09/08	at Falcons	S	W	18-10
09/15	at Broncos	S	W	13-6
2024 TOTALS		2-2	2-0	



CALVIN ^{WR} AUSTIN III

HEIGHT: 5-9
WEIGHT: 162
COLLEGE: Memphis
BORN: March 24, 1999

HOW ACQUIRED: D4 '22
NFL EXPERIENCE: 3rd year
BIRTHPLACE: Memphis, TN



PRO CAREER

- ✦ Has played in 17 regular-season games (one start)
- ✦ Has registered 17 receptions for 180 yards (10.6 avg.) and one TD
- ✦ Has rushed 11 times for 57 yards and one TD
- ✦ Hauled in a 72-yard TD catch in Week 3 of 2023 at Las Vegas
- ✦ Made NFL debut in Week 1 of 2023 (vs. San Francisco)
- ✦ Made NFL starting debut in Week 5 of 2023 (vs. Baltimore)

2023 (STEELERS)

- ✦ Played in 17 regular-season games (one start)
- ✦ Caught 17 passes for 180 yards (10.6 avg.) and one TD
- ✦ Hauled in a 72-yard TD catch in Week 3 at Las Vegas
- ✦ Rushed for 57 yards on 11 carries (5.2 avg.) and one TD
- ✦ Registered a seven-yard TD run in Week 16 vs. Cincinnati

2022 (STEELERS)

- ✦ Spent the entire season on the Reserve/Injured List

TRANSACTIONS

- ✦ Drafted by Pittsburgh in the fourth round (138th overall) of the 2022 NFL Draft

PERSONAL

- ✦ Three-year member of the varsity squad at Harding Academy in Memphis
- ✦ Helped lead the Lions to three-straight Tennessee Secondary School Athletic Association (TSSAA) Division II Class A state playoffs appearances, including a spot in the semifinals in 2015
- ✦ Harding had a combined 26-9 record those three seasons
- ✦ For his career, pulled in 74 catches for 1,513 yards and 24 receiving TDs, also rushed for 558 yards and eight more scores, totaled 49 career TD (24 receive/8 rush/6 punt return/5 kick return/4 interception return/2 fumble return), logged 758 kick return yards and 541 punt return yards, finished with 3,492 all-purpose yards and 2,071 total yards over his career
- ✦ Named 2016 Tennessee Titans Mr. Football semifinalist (D2A back), 2016 Tennessee Sports Writers Association (TSWA) D2A All-State first team and 2016 Donovan Stewart D2A All-State
- ✦ Two-time D2A West 1 All-District (2015, 2016)
- ✦ Two-time D2A West 1 Special Teams Player of the Year (2015, 2016)
- ✦ 2016 Toyota East-West All-Star Classic
- ✦ Three time Commercial Appeal Best of Preps pick (2014-16)
- ✦ Also a track and field standout at Harding Academy becoming a nine-time state champion in sprints/relays, seven-time TSWA All-State honoree and setting five school records
- ✦ 2015-16, 2016-17 Commercial Appeal Best of Preps Boys Track and Field Athlete of the Year
- ✦ Helped lead the Lions to a TSSAA D2A state championships runner-up finish in 2017
- ✦ Son of Calvin and Mimi Austin

COLLEGE

- ✦ Played in 49 career games at Memphis (2018-21)
- ✦ Caught 156 passes for 2,541 yards (16.3 yards/reception) and 22 TDs
- ✦ Returned 29 punts for 323 yards (11.1 yards/return), including a 94-yard TD
- ✦ Finished his career ranked second all-time in program history in receiving TDs, fourth in receiving yards and fifth in receptions
- ✦ Named first-team All-AAC in both 2020 and 2021
- ✦ Led the Tigers with 74 catches for 1,149 yards and eight TDs in 2021
- ✦ His 1,149 receiving yards rank fifth on the program's single-season list, while his eight TDs tied for 11th
- ✦ In track and field, named 2019 U.S. Track and Field/Cross Country Coaches Association (USTFCCCA) All-America second team (4x100m relay), 2019 All-American Athletic Conference (4x100m relay), 2018 USTFCCCA All-America honorable mention (4x400m relay), 2018 All-American Athletic Conference four times (Indoor 200m, 4x400m relay; Outdoor 4x100m relay, 4x400m relay) and ran a school-record 39.19 seconds in winning silver at the 2019 American Athletic Conference Championships

CALVIN AUSTIN III'S NFL REGULAR SEASON RUSHING/RECEIVING STATISTICS

DATE	TEAM	GP	GS	RECEIVING					RUSHING				
				NO.	YDS.	AVG.	LG	TD	NO.	YDS.	AVG.	LG	TD
2022	Steelers	0	0	0	0	0.0	0	0	0	0	0.0	0	0
2023	Steelers	17	1	17	180	10.6	72t	1	11	57	5.2	12	1
2024	Steelers	2	0	2	13	6.5	7	0	0	0	0.0	0	0
NFL TOTALS		19	1	19	193	10.2	72T	1	11	57	5.2	12	1

CALVIN AUSTIN III'S NFL POSTSEASON RUSHING/RECEIVING STATISTICS

DATE	TEAM	GP	GS	RECEIVING					RUSHING					
				NO.	YDS.	AVG.	LG	TD	NO.	YDS.	AVG.	LG	TD	
2023	Steelers	1	0	1	7	7.0	7t	1	0	0	0.0	0	0	0
NFL TOTALS		1	0	1	7	7.0	7T	1	0	0	0.0	0	0	0

CALVIN AUSTIN III'S NFL REGULAR SEASON RETURN STATISTICS

DATE	TEAM	RET.	YDS.	AVG.	LG	TD	PUNT RETURNS					
							NO.	FC	YDS.	AVG.	LG	TD
2022	Steelers	0	0	0.0	0	0	0	0	0.0	0	0	0
2023	Steelers	0	0	0.0	0	0	29	12	249	8.6	34	0
2024	Steelers	0	0	0.0	0	0	9	0	74	8.2	16	0
NFL TOTALS		0	0	0.0	0	0	38	12	323	8.5	34	0

CALVIN AUSTIN III'S NFL POSTSEASON RETURN STATISTICS

DATE	TEAM	RET.	YDS.	AVG.	LG	TD	PUNT RETURNS					
							NO.	FC	YDS.	AVG.	LG	TD
2023	Steelers	0	0	0.0	0	0	1	1	12	12.0	12	0
NFL TOTALS		0	0	0.0	0	0	1	1	12	12.0	12	0

SINGLE-GAME HIGHS: RUSHING/RECEIVING

Rush Attempts	2 vs. Tennessee Titans, Nov 02, 2023 2 vs. Jacksonville Jaguars, Oct 29, 2023	All-Purpose Yards	100 at Baltimore Ravens, Jan 06, 2024 77 at Las Vegas Raiders, Sep 24, 2023
Rushing Yards	12 vs. New England Patriots, Dec 07, 2023 10 vs. Tennessee Titans, Nov 02, 2023 ...1 more at 10.	Fair Catches	2 vs. Green Bay Packers, Nov 12, 2023 2 vs. Cleveland Browns, Sep 18, 2023
Longest Runs	12 vs. New England Patriots, Dec 07, 2023 10 vs. Jacksonville Jaguars, Oct 29, 2023	Punt Return Yards	92 at Baltimore Ravens, Jan 06, 2024 51 at Cleveland Browns, Nov 19, 2023
Rushing TDs	1 vs. Cincinnati Bengals, Dec 23, 2023	Longest Punt Return	34 at Baltimore Ravens, Jan 06, 2024 21 at Baltimore Ravens, Jan 06, 2024 ...1 more at 21.
Receptions	6 vs. San Francisco 49ers, Sep 10, 2023 3 at Houston Texans, Oct 01, 2023	Punt Returns	5 at Denver Broncos, Sep 15, 2024 5 at Baltimore Ravens, Jan 06, 2024
Receiving Yards	72 at Las Vegas Raiders, Sep 24, 2023 37 vs. San Francisco 49ers, Sep 10, 2023	Punt Return Average	18.4 at Baltimore Ravens, Jan 06, 2024 17.0 at Cleveland Browns, Nov 19, 2023
Receiving Average	8.0 at Houston Texans, Oct 01, 2023 6.2 vs. San Francisco 49ers, Sep 10, 2023	Most TDs	1 vs. Cincinnati Bengals, Dec 23, 2023 1 at Las Vegas Raiders, Sep 24, 2023
Longest Receptions	72t at Las Vegas Raiders, Sep 24, 2023 13 vs. San Francisco 49ers, Sep 10, 2023	Miscellaneous Tackles	1 vs. Cleveland Browns, Sep 18, 2023
Receiving TDs	1 at Las Vegas Raiders, Sep 24, 2023		

SINGLE-GAME HIGHS - POSTSEASON: RUSHING/RECEIVING

Receptions	1 at Buffalo Bills, Jan 15, 2024	Fair Catches	1 at Buffalo Bills, Jan 15, 2024
Receiving Yards	7 at Buffalo Bills, Jan 15, 2024	Punt Return Yards	12 at Buffalo Bills, Jan 15, 2024
Longest Receptions	7t at Buffalo Bills, Jan 15, 2024	Longest Punt Return	12 at Buffalo Bills, Jan 15, 2024
Receiving TDs	1 at Buffalo Bills, Jan 15, 2024	Punt Returns	1 at Buffalo Bills, Jan 15, 2024
All-Purpose Yards	19 at Buffalo Bills, Jan 15, 2024	Most TDs	1 at Buffalo Bills, Jan 15, 2024

2024 GAME-BY-GAME REGULAR-SEASON STATISTICS (STEELERS)

DATE	OPPONENT	P/S	RECEIVING					RUSHING					W/L	SCORE
			NO.	YDS.	AVG.	LG	TD	NO.	YDS.	AVG.	LG	TD		
09/08	at Falcons	P	1	7	7.0	7	0	0	0	0.0	0	0	W	18-10
09/15	at Broncos	P	1	6	6.0	6	0	0	0	0.0	0	0	W	13-6
2024 TOTALS		2-0	2	13	6.5	7	0	0	0	0.0	0	0	2-0	

2023 GAME-BY-GAME REGULAR-SEASON STATISTICS (STEELERS)

DATE	OPPONENT	P/S	RECEIVING					RUSHING					W/L	SCORE
			NO.	YDS.	AVG.	LG	TD	NO.	YDS.	AVG.	LG	TD		
09/10	49ers	P	6	37	6.2	13	0	0	0	0.0	0	0	L	7-30
09/18	Browns	P	1	10	10.0	10	0	1	-2	-2.0	-2	0	W	26-22
09/24	at Raiders	P	2	72	36.0	72t	1	0	0	0.0	0	0	W	23-18
10/01	at Texans	P	3	24	8.0	12	0	1	5	5.0	5	0	L	6-30
10/08	Ravens	S	0	0	0.0	0	0	0	0	0.0	0	0	W	17-10
10/22	at Rams	P	0	0	0.0	0	0	1	1	1.0	1	0	W	24-17
10/29	Jaguars	P	2	19	9.5	12	0	2	10	5.0	10	0	L	10-20
11/02	Titans	P	0	0	0.0	0	0	2	10	5.0	8	0	W	20-16
11/12	Packers	P	1	3	3.0	3	0	1	6	6.0	6	0	W	23-19
11/19	at Browns	P	0	0	0.0	0	0	0	0	0.0	0	0	L	10-13
11/26	at Bengals	P	1	5	5.0	5	0	0	0	0.0	0	0	W	16-10
12/03	Cardinals	P	1	10	10.0	10	0	0	0	0.0	0	0	L	10-24
12/07	Patriots	P	0	0	0.0	0	0	1	12	12.0	12	0	L	18-21
12/16	at Colts	P	0	0	0.0	0	0	0	0	0.0	0	0	L	13-30
12/23	Bengals	P	0	0	0.0	0	0	1	7	7.0	7t	1	W	34-11
12/31	at Seahawks	P	0	0	0.0	0	0	0	0	0.0	0	0	W	30-23
01/06	at Ravens	P	0	0	0.0	0	0	1	8	8.0	8	0	W	17-10
2023 TOTALS		17-1	17	180	10.6	72T	1	11	57	5.2	12	1	10-7	

2023 GAME-BY-GAME POSTSEASON STATISTICS (STEELERS)

DATE	OPPONENT	P/S	RECEIVING					RUSHING					W/L	SCORE
			NO.	YDS.	AVG.	LG	TD	NO.	YDS.	AVG.	LG	TD		
01/15	at Bills	P	1	7	7.0	7t	1	0	0	0.0	0	0	L	17-31
2023 TOTALS		1-0	1	7	7.0	7T	1	0	0	0.0	0	0	0-1	



KEEANU^{DT} BENTON

HEIGHT: 6-4
WEIGHT: 309
COLLEGE: Wisconsin
BORN: July 17, 2001

HOW ACQUIRED: D2b 23
NFL EXPERIENCE: 2nd year
BIRTHPLACE: Janesville, WI



PRO CAREER

- ✦ Has played in 17 career regular-season games (nine starts) in one-year NFL career (Pittsburgh 2023)
- ✦ Has registered 36 tackles (16 solo), 1.0 sack, two passes defended, eight quarterback hits, two forced fumbles and one tackle for loss
- ✦ Collected his first career sack in Week 3 of 2023 at Las Vegas
- ✦ Made NFL debut in Week 1 of 2023 (vs. San Francisco)
- ✦ Made NFL starting debut in Week 5 of 2023 (vs. Baltimore)

2023 (STEELERS)

- ✦ Played in 17 regular-season games (nine starts)
- ✦ Registered 36 tackles (16 solo), 1.0 sack, two passes defended, eight quarterback hits, two forced fumbles and one tackle for loss
- ✦ Collected his first career sack in Week 3 at Las Vegas
- ✦ Recorded a career-high six tackles (three solo), two quarterback hits and one pass defended in Week 10 vs. Green Bay
- ✦ Registered two quarterback hits in both Week 7 at L.A. Rams and Week 17 at Seattle
- ✦ Forced fumbles in both Week 4 at Houston and Week 13 vs. Arizona

TRANSACTIONS

- ✦ Signed four-year contract with Pittsburgh on June 23, 2023
- ✦ Drafted by the Steelers in the second round (49th overall) of the 2023 NFL Draft

PERSONAL

- ✦ Three-star recruit by 247 Sports, ESPN and Rivals
- ✦ First-team All-State by Associated Press as a senior
- ✦ All-Region and All-Big Eight Conference as a senior
- ✦ Named Janesville Gazette All-Area Player of the Year
- ✦ Finished senior season with 75 tackles, 7.0 TFLs, 2.0 sacks and a fumble recovery
- ✦ Two-time state qualifier in wrestling, finishing as Division 1 runner-up at 285 pounds as a junior with a 48-2 record
- ✦ Coach was Adam Bunderson
- ✦ Parents are La'Tasha Benton and Troy Rodriguez

COLLEGE

- ✦ Appeared in 45 games (36 starts) at Wisconsin (2019-22)
- ✦ Recorded 82 tackles (44 solo), 19.0 tackles for loss, 9.0 sacks, four pass breakups, two forced fumbles and two fumble recoveries
- ✦ 2022 All-Big Ten third team (coaches)
- ✦ 2021 All-Big Ten second team (coaches)
- ✦ 2021 All-Big Ten honorable mention (media)
- ✦ Played and started all 12 regular season games at nose tackle in 2022
- ✦ Registered 36 tackles, 10.0 TFLs and 4.5 sacks as a senior
- ✦ Totaled five tackles, three solo, at Ohio State
- ✦ Recorded 2.0 sacks vs. Illinois
- ✦ Registered four tackles and recorded a sack vs. Maryland
- ✦ Logged another sack, and four solo tackles, at Nebraska
- ✦ Totaled 7.0 TFLs over the season's final four games

KEEANU BENTON'S NFL REGULAR SEASON DEFENSIVE STATISTICS

DATE	TEAM	GP	GS	TACKLES						INTERCEPTIONS						O. FUMB			ST			MISC.					
				TK	S	A	TFL	YDS	SK	YDS	QBH	NO	YDS	LG	TD	PD	FF	FR	TD	YDS	TK	S	A	FF	FR	S	A
2023	Steelers	17	9	36	16	20	1	9	1.0	9.0	8	0	0	0	2	2	0	0	0	0	0	0	0	0	0	0	0
2024	Steelers	2	2	5	2	3	0	0	0.0	0.0	2	0	0	0	0	0	0	0	0	0	0	0	0	0	0	0	
NFL TOTALS		19	11	41	18	23	1	9	1.0	9.0	10	0	0	0	2	2	0	0	0	0	0	0	0	0	0	0	0

KEEANU BENTON'S NFL POSTSEASON DEFENSIVE STATISTICS

DATE	TEAM	GP	GS	TACKLES						INTERCEPTIONS						O. FUMB			ST			MISC.					
				TK	S	A	TFL	YDS	SK	YDS	QBH	NO	YDS	LG	TD	PD	FF	FR	TD	YDS	TK	S	A	FF	FR	S	A
2023	Steelers	1	0	5	1	4	0	0	0.0	0.0	0	0	0	0	0	0	0	0	0	0	0	0	0	0	0	0	0
NFL TOTALS		1	0	5	1	4	0	0	0.0	0.0	0	0	0	0	0	0	0	0	0	0	0	0	0	0	0	0	0

SINGLE-GAME HIGHS: DEFENSIVE

Total Tackles	6 vs. Green Bay Packers, Nov 12, 2023 4 at Cleveland Browns, Nov 19, 2023 ...1 more at 4.	Passes Defensed	1 vs. Arizona Cardinals, Dec 03, 2023 1 vs. Green Bay Packers, Nov 12, 2023
Solo Tackles	3 vs. Green Bay Packers, Nov 12, 2023 2 at Cleveland Browns, Nov 19, 2023 ...2 more at 2.	Forced Fumbles	1 vs. Arizona Cardinals, Dec 03, 2023 1 at Houston Texans, Oct 01, 2023
Sacks	1.0 at Las Vegas Raiders, Sep 24, 2023	Tackles For Loss	1 at Las Vegas Raiders, Sep 24, 2023

SINGLE-GAME HIGHS - POSTSEASON: DEFENSIVE

Total Tackles	5 at Buffalo Bills, Jan 15, 2024	Solo Tackles	1 at Buffalo Bills, Jan 15, 2024
---------------	----------------------------------	--------------	----------------------------------

2024 GAME-BY-GAME REGULAR-SEASON STATISTICS (STEELERS)

DATE	OPPONENT	P/S	TACKLES							INTERCEPTIONS					O. FUMB				ST				MISC		SCORE			
			TK	S	A	SK	YDS	TFL	YDS	QBH	NO	YDS	LG	TD	PD	FF	FR	TD	YDS	TK	S	A	FF	FR		S	A	W/L
09/08	at Falcons	S	2	1	1	0.0	0.0	0	0	1	0	0	0	0	0	0	0	0	0	0	0	0	0	0	0	0	W	18-10
09/15	at Broncos	S	3	1	2	0.0	0.0	0	0	1	0	0	0	0	0	0	0	0	0	0	0	0	0	0	0	W	13-6	
2024 TOTALS		2-2	5	2	3	0.0	0.0	0	0	2	0	0	0	0	0	0	0	0	0	0	0	0	0	0	0	2-0		

2023 GAME-BY-GAME REGULAR-SEASON STATISTICS (STEELERS)

DATE	OPPONENT	P/S	TACKLES							INTERCEPTIONS					O. FUMB				ST				MISC		SCORE		
			TK	S	A	SK	YDS	TFL	YDS	QBH	NO	YDS	LG	TD	PD	FF	FR	TD	YDS	TK	S	A	FF	FR		S	A
09/10	49ers	P	3	1	2	0.0	0.0	0	0	0	0	0	0	0	0	0	0	0	0	0	0	0	0	0	0	L	7-30
09/18	Browns	P	2	0	2	0.0	0.0	0	0	0	0	0	0	0	0	0	0	0	0	0	0	0	0	0	0	W	26-22
09/24	at Raiders	P	1	1	0	1.0	9.0	1	9	1	0	0	0	0	0	0	0	0	0	0	0	0	0	0	0	W	23-18
10/01	at Texans	P	4	2	2	0.0	0.0	0	0	0	0	0	0	0	1	0	0	0	0	0	0	0	0	0	0	L	6-30
10/08	Ravens	S	3	1	2	0.0	0.0	0	0	1	0	0	0	0	0	0	0	0	0	0	0	0	0	0	0	W	17-10
10/22	at Rams	P	0	0	0	0.0	0.0	0	0	2	0	0	0	0	0	0	0	0	0	0	0	0	0	0	0	W	24-17
10/29	Jaguars	P	1	0	1	0.0	0.0	0	0	0	0	0	0	0	0	0	0	0	0	0	0	0	0	0	0	L	10-20
11/02	Titans	P	2	2	0	0.0	0.0	0	0	0	0	0	0	0	0	0	0	0	0	0	0	0	0	0	0	W	20-16
11/12	Packers	S	6	3	3	0.0	0.0	0	0	2	0	0	0	0	1	0	0	0	0	0	0	0	0	0	0	W	23-19
11/19	at Browns	S	4	2	2	0.0	0.0	0	0	0	0	0	0	0	0	0	0	0	0	0	0	0	0	0	0	L	10-13
11/26	at Bengals	S	2	1	1	0.0	0.0	0	0	0	0	0	0	0	0	0	0	0	0	0	0	0	0	0	0	W	16-10
12/03	Cardinals	S	2	1	1	0.0	0.0	0	0	0	0	0	0	0	1	1	0	0	0	0	0	0	0	0	0	L	10-24
12/07	Patriots	S	1	0	1	0.0	0.0	0	0	0	0	0	0	0	0	0	0	0	0	0	0	0	0	0	0	L	18-21
12/16	at Colts	S	2	1	1	0.0	0.0	0	0	0	0	0	0	0	0	0	0	0	0	0	0	0	0	0	0	L	13-30
12/23	Bengals	S	0	0	0	0.0	0.0	0	0	0	0	0	0	0	0	0	0	0	0	0	0	0	0	0	0	W	34-11
12/31	at Seahawks	S	0	0	0	0.0	0.0	0	0	2	0	0	0	0	0	0	0	0	0	0	0	0	0	0	0	W	30-23
01/06	at Ravens	P	3	1	2	0.0	0.0	0	0	0	0	0	0	0	0	0	0	0	0	0	0	0	0	0	0	W	17-10
2023 TOTALS		17-9	36	16	20	1.0	9.0	1	9	8	0	0	0	0	2	2	0	0	0	0	0	0	0	0	0	10-7	

2023 GAME-BY-GAME POSTSEASON STATISTICS (STEELERS)

DATE	OPPONENT	P/S	TACKLES							INTERCEPTIONS					O. FUMB				ST				MISC		SCORE		
			TK	S	A	SK	YDS	TFL	YDS	QBH	NO	YDS	LG	TD	PD	FF	FR	TD	YDS	TK	S	A	FF	FR		S	A
01/15	at Bills	P	5	1	4	0.0	0.0	0	0	0	0	0	0	0	0	0	0	0	0	0	0	0	0	0	0	L	17-31
2023 TOTALS		1-0	5	1	4	0.0	0.0	0	0	0	0	0	0	0	0	0	0	0	0	0	0	0	0	0	0	0-1	



BEANIE ^{CB} BISHOP JR.

HEIGHT: 5-10
WEIGHT: 184
COLLEGE: West Virginia
BORN: December 17, 1999

HOW ACQUIRED: UDFA '24
NFL EXPERIENCE: R
BIRTHPLACE: Louisville, KY



PRO CAREER

- ✦ Has yet to make NFL debut

TRANSACTIONS

- ✦ Signed with Pittsburgh as an undrafted free agent on May 9, 2024

PERSONAL

- ✦ Earned Class 6A All-District 3 honors at wide receiver, defensive back and special teams returner
- ✦ Named the Greater Louisville Offensive Player of the Game at the 2017 Best of the Bluegrass All-Star Game
- ✦ As a junior, recorded 38 tackles and made two interceptions
- ✦ Made 24 catches for 697 yards and seven touchdowns
- ✦ 247Sports ranked him as a two-star recruit and as the No. 19 player in Kentucky and the 198th player nationally at his position
- ✦ Son of Shannon Bishop Sr. and Lissa Harrison
- ✦ One of four children
- ✦ Graduated with his bachelor's degree in human resource development at Minnesota in May 2023
- ✦ Cousin Joe Brown played college football at Western Kentucky 34 TDs

COLLEGE

- ✦ Played one season at West Virginia (2023), one season at Minnesota (2022) and four seasons at Western Kentucky (2018-21)
- ✦ Named a Consensus All-American in 2023, 13th player and second cornerback in school history to receive the recognition
- ✦ Led the nation in 2023 with 24 passes defended and 20 pass breakups
- ✦ Ranked second in the FBS with 17 forced incompletions and tied for 19th with four interceptions
- ✦ Started all 13 games at cornerback
- ✦ Named All-Big 12 Conference First Team
- ✦ Chuck Bednarik Award semifinalist
- ✦ Registered 67 tackles (54 solo) and returned four kickoffs (17.3 avg.) and two punts (41.0 avg.), including a 78-yard return for TD vs. North Carolina
- ✦ Recorded seven or more tackles in five games and two or more pass breakups in five games
- ✦ Season-high nine tackles (seven solo) and two pass breakups against TCU
- ✦ Recorded five tackles (four solo) and a season-high five pass breakups against BYU
- ✦ His five pass breakups tied for most in a single-game nationally during the 2023 season
- ✦ Participated in the 2023 East-West Shrine Bowl

BEANIE BISHOP JR.'S NFL REGULAR SEASON DEFENSIVE STATISTICS

DATE	TEAM	GP	GS	TACKLES							INTERCEPTIONS					O. FUMB			ST				MISC			
				TK	S	A	TFL	YDS	SK	YDS	QBH	NO	YDS	LG	TD	PD	FF	FR	TD	YDS	TK	S	A	FF	FR	S
2024	Steelers	2	0	4	4	0	0	0	0.0	0.0	0	0	0	0	0	0	0	0	0	1	1	0	0	0	0	0
NFL TOTALS		2	0	4	4	0	0	0	0.0	0.0	0	0	0	0	0	0	0	0	0	1	1	0	0	0	0	0

SINGLE-GAME HIGHS: DEFENSIVE

Total Tackles 3 at Atlanta Falcons, Sep 08, 2024

Solo Tackles 3 at Atlanta Falcons, Sep 08, 2024

2024 GAME-BY-GAME REGULAR-SEASON STATISTICS (STEELERS)

DATE	OPPONENT	P/S	TACKLES							INTERCEPTIONS					O. FUMB			ST				W/L	SCORE				
			TK	S	A	SK	YDS	TFL	YDS	QBH	NO	YDS	LG	TD	PD	FF	FR	TD	YDS	TK	S			A	FF	FR	
09/08	at Falcons	P	3	3	0	0.0	0.0	0	0	0	0	0	0	0	0	0	0	0	1	1	0	0	0	0	0	W	18-10
09/15	at Broncos	P	1	1	0	0.0	0.0	0	0	0	0	0	0	0	0	0	0	0	0	0	0	0	0	0	0	W	13-6
2024 TOTALS		2-0	4	4	0	0.0	0.0	0	0	0	0	0	0	0	0	0	0	0	1	1	0	0	0	0	0	2-0	

BEANIE BISHOP JR.'S COLLEGE DEFENSIVE STATISTICS

DATE	TEAM	GP	GS	TACKLES							INTERCEPTIONS					O. FUMB			ST				MISC				
				TK	S	A	TFL	YDS	SK	YDS	QBH	NO	YDS	LG	TD	PD	FF	FR	TD	YDS	TK	S	A	FF	FR	S	A
2023	West Virginia	13	13	67	54	13	0.5	1.0	0.0	0.0	0	4	86	40	0	20	0	0	0	0	0	0	0	0	0	0	0
TOTALS		13	13	67	54	13	0.5	1.0	0.0	0.0	0	4	86	40	0	20	0	0	0	0	0	0	0	0	0	0	



CHRIS
BOSWELL

HEIGHT: 6-2
WEIGHT: 185
COLLEGE: Rice
BORN: March 16, 1991

HOW ACQUIRED: FA '15
NFL EXPERIENCE: 10th year
BIRTHPLACE: Fort Worth, TX



PRO CAREER

- ✦ Earned a Pro Bowl selection in 2017
- ✦ Has played in 133 games over his nine-year NFL career (all with the Steelers)
- ✦ One of three current Steelers who have played at least 100 regular-season games for the franchise (Cameron Heyward 194; Chris Boswell 133; T.J. Watt 104)
- ✦ Has made 231-of-265 field goal attempts (87.2%), including 103-of-130 (79.2%) on attempts of 40 yards or longer since joining the Steelers in 2015
- ✦ Totaled 969 career points on 231 field goals and 276 extra-points made
- ✦ Twice Named AFC Special Teams Player of the Month (December 2015, January 2015)
- ✦ Twice Named AFC Special Teams Player of the Week (Week 6, 2015 and Week 13, 2017)
- ✦ Made NFL debut in Week 5 of 2015 (at San Diego)

CAREER HIGHLIGHTS (REGULAR SEASON)

- ✦ His 87.2 field goal percentage ranks second among all NFL kickers with at least 250 field goal attempts since 2015
- ✦ Owns the franchise record in career field goal percentage (231-265, 87.2), min. 200 field goal attempts
- ✦ Ranks second in franchise history with 969 career points
- ✦ Ranks second in franchise history with 231 career field goals made
- ✦ One of three players in team history with at least 200 career field goals
- ✦ Owns the franchise record in single-season field goal percentage (2020, 19-20, 95.0)
- ✦ Owns five of the top 10 marks in single-season field goal percentage (2015, 2017, 2019, 2020 and 2023)
- ✦ Owns the franchise record with 25 consecutive field goals made (2019-20, 25)
- ✦ Ranks fourth in franchise history with 276 career extra-points made
- ✦ Has converted three or more field goals in a game 38 times
- ✦ Has converted four or more field goals in a game 12 times
- ✦ Has made 74-of-80 field goal attempts in his NFL career in the fourth quarter and overtime
- ✦ Ranks third in field goal percentage (92.5%) in the fourth quarter and overtime among all NFL kickers with at least 50 such field goal attempts since 2000
- ✦ Has made 32 of 35 career field goals (91.4%) in the final five minutes of regulation and overtime
- ✦ Ranks fourth in field goal percentage (91.4%) in the final five minutes of regulation and overtime among all NFL kickers with at least 30 such field goal attempts since 2000
- ✦ Has registered a franchise-record 10 career game-winning field goals (last five min. of the fourth quarter or overtime)
- ✦ Has made 17 of 20 career field goals (85.0%) in the final two minutes of regulation and overtime (including playoffs)
- ✦ Has made 30-of-37 field goal attempts in his NFL career from 50+ yards, including 23 of his last 27
- ✦ Made nine straight made field goals of 50+ yards (2019-21), which was tied for the 10th-longest such streak in the NFL since the start of the 1983 season
- ✦ Made at least 20 field goals in eight of his nine seasons in the NFL
- ✦ Owns the longest FG made in Acrisure Stadium with a 59-yarder vs the New York Jets in Week 4 of 2022
- ✦ No kicker made a field goal of at least 50 yards in the first nine seasons of Acrisure Stadium (2001-09) and, prior to Boswell joining the Steelers in 2015, Acrisure Stadium witnessed just four field goals of at least 50 yards
- ✦ Has 23 career field goals of at least 50 yards at Acrisure Stadium
- ✦ His 30 field goals made from 50+ yards are the most in Steelers history (Gary Anderson and Jeff Reed shared the previous franchise record with eight)
- ✦ His 81.0 field goal percentage on field goal attempts of 50+ yards is the best in the NFL since the 1970 AFL-NFL merger (min. 30 field goal attempts of 50 yards)
- ✦ Has now converted on the six longest field goals in franchise history and 11 of the 18 longest
- ✦ Has completed three seasons (2016: 36-36 / 2019: 28-28 / 2022: 18-18) without missing an extra point
- ✦ Set a single-season franchise record for field goals made in 2021 (36)
- ✦ Set a single-season franchise record for points in 2017 (142)
- ✦ One of four players to convert all field goal attempts of 50+ yards in 2017
- ✦ First player to kick three field goals to win three consecutive games (2017), with the clock reading 0:00 at the end of the play since 2004 (Ryan Longwell)
- ✦ Tied franchise regular-season single game record for most field goals made (six, Week 16 of 2016 at Cincinnati)
- ✦ Set franchise regular-season record in 2015 for most field goals made by a rookie/first-year player with 29
- ✦ Set franchise regular-season record in 2015 for most points (113) by a rookie/first-year player
- ✦ His 90.6 single-season field goal percentage in 2015 ranked first among rookie/first-year players in franchise history (min. 10 attempts)

CAREER HIGHLIGHTS (POSTSEASON)

- ✦ Has played in nine postseason games over his eight-year NFL career (all with the Steelers)
- ✦ Totaled 68 career points on 17 field goals and 17 extra-points made
- ✦ Registered a touchback on 23 of his 44 career postseason kickoff (52.3%)
- ✦ Has converted 17 of 17 postseason field goal attempts in his career (100.0%)
- ✦ Has made 17 postseason field goals, which ranks first in franchise history
- ✦ Became the first player in NFL postseason history to convert each of his first 15 field goal attempts during the 2016 postseason
- ✦ Extended his NFL playoff record for consecutive field goals made to begin a postseason career to 17 with a 40-yard field goal at Buffalo in the Super Wild Card round of 2023 playoffs
- ✦ Scored 68 career postseason points, which ranks sixth in franchise history
- ✦ Has attempted 17 postseason field goals, which is the fourth-most in franchise history.
- ✦ Set the NFL and Steelers' record for most field goals made in a single postseason game (6, AFC Divisional Playoff 1/15 at Kansas City) during the 2016 postseason
- ✦ Set the team record for most field goals made (eight) in a single postseason in team history during the 2016 postseason

2023 (STEELERS)

- † Played in 17 games
- † Converted 29 of 31 field goals and 27 of 28 extra points
- † His 93.5 field goal percentage was sixth-highest in the NFL among all kickers with at least 30 field goal attempts
- † Converted six field goals of 50+ yards
- † His six field goals of 50+ yards were tied for the 10th-most in the NFL
- † His 85.7 percentage on field goals of 50+ yards was sixth-highest in the NFL among all kickers with at least seven field goal attempts of 50+ yards
- † His two misses on the season came from 45 and 61 yards

2022 (STEELERS)

- † Played in 12 games (spent Weeks 8 through 13 on the Reserve/Injured List)
- † Converted 20 of 28 field goals and 18 of 18 extra points
- † Converted seven field goals of 50-plus yards
- † Broke his own record for the longest field goal made at Acrisure Stadium, converting a 59-yarder in Week 4 vs. the New York Jets
- † Recorded his third season without missing an extra point after going 18 for 18
- † Won the game for the Steelers in overtime in Week 1 at Cincinnati by making a 53-yard field goal with no time left on the clock

2021 (STEELERS)

- † Played in all 17-regular season games
- † Converted 36 of 40 field goals and 27 of 29 extra points
- † Converted three or more field goals in a single game eight times
- † Broke his own record for the longest field goal made at Acrisure Stadium, converting a 56-yarder in the Steelers home opener vs Las Vegas in Week 2
- † Broke his own single-season franchise record for field goals made with 36
- † First player in NFL history to make two 50+ yard field goals, make a game-winning field goal and recover an opponent's fumble all in the same game (Week 9 vs. Chicago)
- † Notched his 100th career game in Week 14 (at Minnesota)

2020 (STEELERS)

- † Saw action in all 16 games during the regular season and the AFC Divisional Playoff game vs. Cleveland
- † Converted 19 of 20 field goals for a career-high 95.0 field goal percentage – the highest single season field goal percentage in franchise history
- † Made a franchise record 25 consecutive field goals, which was the longest active streak in the NFL when it ended in Week 11 of 2020 at Jacksonville

2019 (STEELERS)

- † Saw action in 16 games
- † Converted 29 of 31 field goals for a career-high 93.5 field goal percentage – the second-highest single season field goal percentage in franchise history
- † Became the sixth player in team history with at least 100 field goals made

2018 (STEELERS)

- † Saw action in 15 games
- † Converted 13 of 20 field goals and added a career-high 43 extra points, which marked the eighth-most in a season in team history
- † Converted seven extra points – tied for the second-most in a single game in team history

2017 (STEELERS)

- † Saw action in all 16 games during the regular season and the AFC Divisional Playoff game vs. Jacksonville
- † Set single-season franchise records for field goals made (35) and points (142)
- † Finished tied for fourth in the NFL in points and tied for fifth in field goals made
- † Converted all field goal attempts of 50+ yards
- † Recorded four game-winning field goals (field goals within one minute of regulation or overtime)
- † Kicked three field goals to win games with the clock reading 0:00 at the end of the play, tying the most in single-season history since the merger in 1970
- † Broke a tie with Mike Clark (1964-67: 57) for the sole possession of the eighth-most field goals made in franchise history on his 29-yard field goal in the first quarter vs. Jacksonville in Week 5
- † Surpassed Lou Michaels (62) for the seventh-most field goals made in franchise history vs. Cincinnati in Week 7
- † Converted five field goal attempts, (22-, 24-, 41-, 49- and 25-yards), tying as the fourth-most in a single-game in franchise history and the second-most in his NFL career (6, Dec. 18, 2016 at Cincinnati) vs. Cincinnati in Week 7
- † Named AFC Special Teams Player of the Week in Week 13 at Cincinnati when he converted each of his three field goal attempts, 30-, 37- and 38-yards
- † His 38-yard game-winning field goal was the fourth game-winning kick in his regular-season career (within one minute of regulation or overtime)

2016 (STEELERS)

- † Played in 15 games during the regular season (inactive due to an abdominal injury 12/4 vs. N.Y. Giants) and in all three postseason contests
- † Connected on a single-season career-high 11 made field goals from 40-49 yards during the regular season
- † Perfect 36-of-36 on PATs during the regular season
- † Totaled a single-season career-high 49 touchbacks in the regular season
- † Connected on eight-of-eight on FGs during the postseason, setting a franchise record for most field goals made in a single postseason in franchise history
- † Set the franchise record for most field goals made from 40 yards or longer in a single game (five) in Week 15 at Cincinnati
- † His five made field goals from 40 yards or longer are tied for the most in a single game in NFL history (Mason Crosby, 11/22/15) since 1960
- † Set the NFL and Steelers' record for most field goals made in a single postseason game (six) at Kansas City in the AFC Divisional Playoff
- † First Steeler to record multiple games with at least four made field goals during the postseason

2015 (STEELERS)

- ✦ Saw action in 12 games during the regular season and in both postseason contests after being signed on October 3
- ✦ His 29 made field goals during the regular season are tied for the sixth-most field goals made in a single regular season in team history
- ✦ His 90.6% field goal accuracy is tied for sixth on the team's all-time single regular season field goal percentage list
- ✦ Seventh kicker in team history to record 110 points in a single season
- ✦ Second player in team history (Gary Anderson, 1989) to record multiple games with at least three made field goals in a single postseason
- ✦ Made all four of his field goal attempts (47, 48, 51 and 28) vs. Arizona in Week 6 and was named AFC Special Teams Player of the Week
- ✦ Connected on a game-winning 18-yarder – first of his career – with two seconds remaining in the game vs. Oakland in Week 9
- ✦ Totaled at least 10 points in six straight games, tying a franchise record held by Gary Anderson (1985)
- ✦ Kicked a game-winning 35-yarder with 14 seconds remaining in the AFC Wild Card Game at Cincinnati and set the record for the most field goals made by a rookie/first-year player in a playoff game
- ✦ Ninth rookie/first-year kicker in NFL history to reach 20 points in a single postseason
- ✦ His seven field goals made in a single postseason were the second-most in NFL history by a rookie/first-year player

2014 (TEXANS)

- ✦ Spent one week (Week 3) on the Texans' practice squad

TRANSACTIONS

- ✦ Signed a four-year contract extension with Pittsburgh on Aug. 1, 2022
- ✦ Signed a four-year contract extension with Pittsburgh on Aug. 23, 2018
- ✦ Signed a one-year contract with Pittsburgh on March 12, 2018
- ✦ Signed a one-year reserve/future contract with Pittsburgh on Feb. 2, 2017
- ✦ Signed a two-year contract with the Steelers on October 3, 2015
- ✦ Released by the N.Y. Giants on September 5, 2015
- ✦ Signed by the Giants on September 2, 2015
- ✦ Released by the Giants on August 16, 2015
- ✦ Signed by the Giants on January 7, 2015
- ✦ Released from the Houston Texans' practice squad on September 30, 2014
- ✦ Added to the Texans' practice squad on September 24, 2014
- ✦ Released by the Texans on August 30, 2014
- ✦ Originally signed with the Texans as an undrafted rookie agent on May 16, 2014

PERSONAL

- ✦ Attended Fossil Ridge High School (Forth Worth, Texas)
- ✦ Four-time, All-District 5-5A selection
- ✦ Converted on 39-of-43 field goals in his career and was perfect on 172 career PAT attempts
- ✦ Named AP All-State first team and to the Texas Sportswriters Association Class 5A All-State second team as a senior
- ✦ Selected to play in the 2009 US Army All-American Bowl in San Antonio
- ✦ Also played baseball and soccer
- ✦ Son of Rick and Dawn Boswell
- ✦ Full name: Christopher Lynn Boswell

COLLEGE

- ✦ Saw action in 51 games for Rice (2010-13), both as a kicker and punter
- ✦ Finished his career 65-of-88 on field goals and 164-172 on PATs for a total of 359 points
- ✦ His 65 field goals and 164 PATs were both school records when his career ended
- ✦ His 65 career field goals were also the third-most in Conference USA history when his career ended
- ✦ Added 16 punts for 647 yards (40.4 avg.)
- ✦ Selected to play in the Senior Bowl following the 2013 season
- ✦ Named Conference USA Special Teams Player of the Week three times
- ✦ Set then school single-season records for field goals (23) and points (114) in 2012
- ✦ Named First-Team All-Conference USA by Rivals.com, second team by Phil Steele and was an honorable mention selection by Conference USA coaches in 2011
- ✦ Earned All-Freshman honors from league coaches in 2010
- ✦ Majored in kinesiology

REGULAR SEASON COMPARISON: KICKING - LOS ANGELES CHARGERS

DATE	OPP	W/L	GP/GS	FGM	FGA	PCT	LONG	XPM	XPA	PTS	1-19	20-29	30-39	40-49	50+	KO	TB
10/12/15	PIT @ SD	W	P	1	1	100%	47	3	3	6	0-0	0-0	0-0	1-1	0-0	4	3
12/2/18	PIT vs. LAC	L	P	1	1	100%	48	3	4	6	0-0	0-0	1-1	0-0	0	6	5
10/13/19	PIT @ LAC	W	P	1	1	100%	20	3	3	6	0-0	1-1	0-0	0-0	0	5	1
11/21/21	PIT @ LAC	L	P	3	3	100%	45	4	4	13	0-0	0-0	1-1	0-0	0-0	8	6
TOTALS		2/2	4/0	6	6	100%	48	13	14	31	0-0	1-1	1-1	2-2	0-0	23	15

CHRIS BOSWELL'S NFL REGULAR SEASON KICKING STATISTICS

DATE	TEAM	GP	FGM	FGA	PCT.	LG	XP	XPA	PCT.	BLK	PTS
2015	Steelers	12	29	32	90.6	51	26	27	96.3	0	113
2016	Steelers	15	21	25	84.0	49	36	36	100.0	1	99
2017	Steelers	16	35	38	92.1	53	37	39	94.9	1	142
2018	Steelers	15	13	20	65.0	50	43	48	89.6	1	82
2019	Steelers	16	29	31	93.5	51	28	28	100.0	0	115
2020	Steelers	13	19	20	95.0	59	34	38	89.5	0	91
2021	Steelers	17	36	40	90.0	56	27	29	93.1	0	135
2022	Steelers	12	20	28	71.4	59	18	18	100.0	1	78
2023	Steelers	17	29	31	93.5	57	27	28	96.4	0	114
2024	Steelers	2	8	8	100.0	57	1	1	100.0	0	25
NFL TOTALS		135	239	273	87.5	59	277	292	94.9	4	994

CHRIS BOSWELL'S NFL POSTSEASON KICKING STATISTICS

DATE	TEAM	GP	FGM	FGA	PCT.	LG	XP	XPA	PCT.	BLK	PTS
2015	Steelers	2	7	7	100.0	47	1	1	100.0	0	22
2016	Steelers	3	8	8	100.0	45	3	5	60.0	0	27
2017	Steelers	1	0	0	0.0	0	6	6	100.0	0	6
2020	Steelers	1	1	1	100.0	49	2	2	100.0	0	5
2021	Steelers	1	0	0	0.0	0	3	3	100.0	0	3
2023	Steelers	1	1	1	100.0	40	2	2	100.0	0	5
NFL TOTALS		9	17	17	100.0	49	17	19	89.5	0	68

CHRIS BOSWELL'S NFL REGULAR SEASON FIELD-GOAL ACCURACY STATISTICS

DATE	TEAM	1-19	PCT.	20-29	PCT.	30-39	PCT.	40-49	PCT.	50+	PCT.
2015	Steelers	1-1	100.0	9-9	100.0	8-8	100.0	9-12	75.0	2-2	100.0
2016	Steelers	0-0	0.0	2-2	100.0	8-9	88.9	11-12	91.7	0-2	0.0
2017	Steelers	0-0	0.0	10-10	100.0	12-14	85.7	9-10	90.0	4-4	100.0
2018	Steelers	0-0	0.0	3-3	100.0	4-6	66.7	5-10	50.0	1-1	100.0
2019	Steelers	1-1	100.0	11-11	100.0	7-7	100.0	9-10	90.0	1-2	50.0
2020	Steelers	0-0	0.0	5-5	100.0	6-6	100.0	7-8	87.5	1-1	100.0
2021	Steelers	0-0	0.0	9-9	100.0	8-9	88.9	11-13	84.6	8-9	88.9
2022	Steelers	0-0	0.0	4-4	100.0	4-5	80.0	5-10	50.0	7-9	77.8
2023	Steelers	0-0	0.0	9-9	100.0	7-7	100.0	7-8	87.5	6-7	85.7
2024	Steelers	0-0	0.0	2-2	100.0	0-0	0.0	2-2	100.0	4-4	100.0
NFL TOTALS		2-2	100.0	64-64	100.0	64-71	90.1	75-95	78.9	34-41	82.9

CHRIS BOSWELL'S NFL POSTSEASON FIELD-GOAL ACCURACY STATISTICS

DATE	TEAM	1-19	PCT.	20-29	PCT.	30-39	PCT.	40-49	PCT.	50+	PCT.
2015	Steelers	0-0	0.0	1-1	100.0	4-4	100.0	2-2	100.0	0-0	0.0
2016	Steelers	0-0	0.0	2-2	100.0	3-3	100.0	3-3	100.0	0-0	0.0
2017	Steelers	0-0	0.0	0-0	0.0	0-0	0.0	0-0	0.0	0-0	0.0
2020	Steelers	0-0	0.0	0-0	0.0	0-0	0.0	1-1	100.0	0-0	0.0
2021	Steelers	0-0	0.0	0-0	0.0	0-0	0.0	0-0	0.0	0-0	0.0
2023	Steelers	0-0	0.0	0-0	0.0	0-0	0.0	1-1	100.0	0-0	0.0
NFL TOTALS		0-0	0.0	3-3	100.0	7-7	100.0	7-7	100.0	0-0	0.0

SINGLE-GAME HIGHS: KICKER

Field Goals Made	6 at Atlanta Falcons, Sep 08, 2024 6 at Cincinnati Bengals, Dec 18, 2016	Points	18 at Atlanta Falcons, Sep 08, 2024 18 at Cincinnati Bengals, Dec 18, 2016
Field Goal Attempts	6 at Atlanta Falcons, Sep 08, 2024 6 at Cincinnati Bengals, Dec 18, 2016	Special Teams Tackles	1 vs. Baltimore Ravens, Oct 06, 2019 1 vs. Cleveland Browns, Oct 28, 2018 ...5 more at 1.
Longest Field Goals Made	59 vs. New York Jets, Oct 02, 2022 59 at Dallas Cowboys, Nov 08, 2020	Kickoff Average	68.0 vs. Kansas City Chiefs, Oct 02, 2016 67.4 vs. Minnesota Vikings, Sep 17, 2017 ...1 more at 67.4.
Longest Field Goal Attempts	61 vs. Jacksonville Jaguars, Oct 29, 2023 59 vs. New York Jets, Oct 02, 2022 ...1 more at 59.	Extra Point Attempt Percentage	100.0 vs. Cleveland Browns, Oct 18, 2020 100.0 vs. Philadelphia Eagles, Oct 11, 2020 ...3 more at 100.0.
PATs Made	7 vs. Carolina Panthers, Nov 08, 2018 5 vs. Cleveland Browns, Oct 18, 2020 ...4 more at 5.	Field Goal Percentage	100.0 at Atlanta Falcons, Sep 08, 2024 100.0 vs. Cleveland Browns, Jan 03, 2022 ...8 more at 100.0.
PAT Attempts	7 vs. Carolina Panthers, Nov 08, 2018 6 vs. Atlanta Falcons, Oct 07, 2018	Touchbacks	6 vs. Cincinnati Bengals, Dec 23, 2023 6 at Las Vegas Raiders, Sep 24, 2023 ...6 more at 6.

SINGLE-GAME HIGHS - POSTSEASON: KICKER

<p>Field Goals Made</p> <p>6 at Kansas City Chiefs, Jan 15, 2017 4 at Cincinnati Bengals, Jan 09, 2016 3 at Denver Broncos, Jan 17, 2016 1 at Buffalo Bills, Jan 15, 2024 1 vs. Cleveland Browns, Jan 10, 2021 ...2 more at 1.</p> <p>Field Goal Attempts</p> <p>6 at Kansas City Chiefs, Jan 15, 2017 4 at Cincinnati Bengals, Jan 09, 2016 3 at Denver Broncos, Jan 17, 2016 1 at Buffalo Bills, Jan 15, 2024 1 vs. Cleveland Browns, Jan 10, 2021 ...2 more at 1.</p> <p>Longest Field Goals Made</p> <p>49 vs. Cleveland Browns, Jan 10, 2021 47 at Denver Broncos, Jan 17, 2016 45 at Kansas City Chiefs, Jan 15, 2017 40 at Buffalo Bills, Jan 15, 2024 39 at Cincinnati Bengals, Jan 09, 2016</p> <p>Longest Field Goal Attempts</p> <p>49 vs. Cleveland Browns, Jan 10, 2021 47 at Denver Broncos, Jan 17, 2016 45 at Kansas City Chiefs, Jan 15, 2017 43 at Kansas City Chiefs, Jan 15, 2017 43 at Kansas City Chiefs, Jan 15, 2017 ...1 more at 43.</p> <p>PATs Made</p> <p>6 vs. Jacksonville Jaguars, Jan 14, 2018 3 at Kansas City Chiefs, Jan 16, 2022 3 vs. Miami Dolphins, Jan 08, 2017 2 at Buffalo Bills, Jan 15, 2024 2 vs. Cleveland Browns, Jan 10, 2021</p> <p>PAT Attempts</p> <p>6 vs. Jacksonville Jaguars, Jan 14, 2018 4 vs. Miami Dolphins, Jan 08, 2017 3 at Kansas City Chiefs, Jan 16, 2022 2 at Buffalo Bills, Jan 15, 2024 2 vs. Cleveland Browns, Jan 10, 2021</p>	<p>Points</p> <p>18 at Kansas City Chiefs, Jan 15, 2017 12 at Cincinnati Bengals, Jan 09, 2016 10 at Denver Broncos, Jan 17, 2016 6 vs. Jacksonville Jaguars, Jan 14, 2018 6 vs. Miami Dolphins, Jan 08, 2017</p> <p>Kickoff Average</p> <p>66.3 at Cincinnati Bengals, Jan 09, 2016 62.0 at Kansas City Chiefs, Jan 15, 2017 60.2 vs. Miami Dolphins, Jan 08, 2017 57.2 at Denver Broncos, Jan 17, 2016 54.2 vs. Cleveland Browns, Jan 10, 2021</p> <p>Extra Point Attempt Percentage</p> <p>100.0 vs. Jacksonville Jaguars, Jan 14, 2018</p> <p>Field Goal Percentage</p> <p>100.0 at Kansas City Chiefs, Jan 15, 2017 100.0 at Cincinnati Bengals, Jan 09, 2016</p> <p>Touchbacks</p> <p>4 at Denver Broncos, Jan 17, 2016 4 at Cincinnati Bengals, Jan 09, 2016 3 at Buffalo Bills, Jan 15, 2024 3 vs. Jacksonville Jaguars, Jan 14, 2018 2 vs. Cleveland Browns, Jan 10, 2021 ...3 more at 2.</p>
--	---

2024 GAME-BY-GAME REGULAR-SEASON STATISTICS (STEELERS)

DATE	OPPONENT		FIELD GOALS				EXTRA POINTS					PTS	W/L	SCORE
			FGM	FGA	PCT	LG	XP	XPA	PCT	BLK				
09/08	at Falcons	P	6	6	100.0	57	0	0	0.0	0	18	W	18-10	
09/15	at Broncos	P	2	2	100.0	53	1	1	100.0	0	7	W	13-6	
2024 TOTALS		2	8	8	100.0	57	1	1	100.0	0	25	2-0		

2023 GAME-BY-GAME REGULAR-SEASON STATISTICS (STEELERS)

DATE	OPPONENT		FIELD GOALS				EXTRA POINTS					PTS	W/L	SCORE
			FGM	FGA	PCT	LG	XP	XPA	PCT	BLK				
09/10	49ers	P	0	0	0.0	0	1	1	100.0	0	1	L	7-30	
09/18	Browns	P	2	2	100.0	52	2	2	100.0	0	8	W	26-22	
09/24	at Raiders	P	3	3	100.0	57	2	2	100.0	0	11	W	23-18	
10/01	at Texans	P	2	2	100.0	35	0	0	0.0	0	6	L	6-30	
10/08	Ravens	P	3	3	100.0	43	0	0	0.0	0	9	W	17-10	
10/22	at Rams	P	1	1	100.0	53	3	3	100.0	0	6	W	24-17	
10/29	Jaguars	P	1	2	50.0	22	1	1	100.0	0	4	L	10-20	
11/02	Titans	P	2	2	100.0	30	2	2	100.0	0	8	W	20-16	
11/12	Packers	P	3	3	100.0	49	2	2	100.0	0	11	W	23-19	
11/19	at Browns	P	1	1	100.0	28	1	1	100.0	0	4	L	10-13	
11/26	at Bengals	P	3	3	100.0	41	1	1	100.0	0	10	W	16-10	
12/03	Cardinals	P	1	2	50.0	29	1	1	100.0	0	4	L	10-24	
12/07	Patriots	P	1	1	100.0	56	1	1	100.0	0	4	L	18-21	
12/16	at Colts	P	0	0	0.0	0	1	2	50.0	0	1	L	13-30	
12/23	Bengals	P	2	2	100.0	50	4	4	100.0	0	10	W	34-11	
12/31	at Seahawks	P	3	3	100.0	39	3	3	100.0	0	12	W	30-23	
01/06	at Ravens	P	1	1	100.0	25	2	2	100.0	0	5	W	17-10	
2023 TOTALS		17	29	31	93.5	57	27	28	96.4	0	114	10-7		

2022 GAME-BY-GAME REGULAR-SEASON STATISTICS (STEELERS)

DATE	OPPONENT	P	FIELD GOALS				EXTRA POINTS				PTS	W/L	SCORE
			FGM	FGA	PCT	LG	XP	XPA	PCT	BLK			
09/11	at Bengals	P	3	4	75.0	53	2	2	100.0	0	11	W	23-20+
09/18	Patriots	P	2	2	100.0	52	0	0	0.0	0	6	L	14-17
09/22	at Browns	P	1	2	50.0	34	2	2	100.0	0	5	L	17-29
10/02	Jets	P	2	2	100.0	59	2	2	100.0	0	8	L	20-24
10/09	at Bills	P	1	3	33.3	29	0	0	0.0	0	3	L	3-38
10/16	Buccaneers	P	2	2	100.0	55	2	2	100.0	0	8	W	20-18
10/23	at Dolphins	P	1	1	100.0	45	1	1	100.0	0	4	L	10-16
10/30	at Eagles											L	13-35
11/13	Saints											W	20-10
11/20	Bengals											L	30-37
11/28	at Colts											W	24-17
12/04	at Falcons											W	19-16
12/11	Ravens	P	0	1	0.0	0	2	2	100.0	0	2	L	14-16
12/18	at Panthers	P	1	1	100.0	50	3	3	100.0	0	6	W	24-16
12/24	Raiders	P	2	4	50.0	44	1	1	100.0	0	7	W	13-10
01/01	at Ravens	P	3	4	75.0	51	1	1	100.0	0	10	W	16-13
01/08	Browns	P	2	2	100.0	49	2	2	100.0	0	8	W	28-14
2022 TOTALS		12	20	28	71.4	59	18	18	100.0	0	78	9-8	

+ - Overtime

2021 GAME-BY-GAME REGULAR-SEASON STATISTICS (STEELERS)

DATE	OPPONENT	P	FIELD GOALS				EXTRA POINTS				PTS	W/L/T	SCORE
			FGM	FGA	PCT	LG	XP	XPA	PCT	BLK			
09/12	at Bills	P	3	3	100.0	45	2	2	100.0	0	11	W	23-16
09/19	Raiders	P	1	1	100.0	56	2	2	100.0	0	5	L	17-26
09/26	Bengals	P	1	2	50.0	26	1	1	100.0	0	4	L	10-24
10/03	at Packers	P	1	1	100.0	52	2	2	100.0	0	5	L	17-27
10/10	Broncos	P	2	2	100.0	48	3	3	100.0	0	9	W	27-19
10/17	Seahawks	P	3	3	100.0	52	2	2	100.0	0	11	W	23-20+
10/31	at Browns	P	1	1	100.0	31	0	0	0.0	0	3	W	15-10
11/08	Bears	P	3	3	100.0	54	2	3	66.7	0	11	W	29-27
11/14	Lions	P	3	3	100.0	51	1	1	100.0	0	10	T	16-16
11/21	at Chargers	P	3	3	100.0	45	4	4	100.0	0	13	L	37-41
11/28	at Bengals	P	1	1	100.0	40	1	1	100.0	0	4	L	10-41
12/05	Ravens	P	2	2	100.0	53	0	1	0.0	0	6	W	20-19
12/09	at Vikings	P	0	1	0.0	0	2	2	100.0	0	2	L	28-36
12/19	Titans	P	4	5	80.0	48	1	1	100.0	0	13	W	19-13
12/26	at Chiefs	P	1	2	50.0	34	1	1	100.0	0	4	L	10-36
01/03	Browns	P	4	4	100.0	50	2	2	100.0	0	14	W	26-14
01/09	at Ravens	P	3	3	100.0	40	1	1	100.0	0	10	W	16-13+
2021 TOTALS		17	36	40	90.0	56	27	29	93.1	0	135	9-7-1	

+ - Overtime

2020 GAME-BY-GAME REGULAR-SEASON STATISTICS (STEELERS)

DATE	OPPONENT	P	FIELD GOALS				EXTRA POINTS				PTS	W/L	SCORE
			FGM	FGA	PCT	LG	XP	XPA	PCT	BLK			
09/14	at Giants	P	2	2	100.0	41	2	3	66.7	0	8	W	26-16
09/20	Broncos	P	1	1	100.0	21	3	3	100.0	0	6	W	26-21
09/27	Texans	P	2	2	100.0	33	2	2	100.0	0	8	W	28-21
10/11	Eagles	P	1	1	100.0	41	5	5	100.0	0	8	W	38-29
10/18	Browns	P	1	1	100.0	35	5	5	100.0	0	8	W	38-7
10/25	at Titans	P	2	2	100.0	38	3	3	100.0	0	9	W	27-24
11/01	at Ravens	P	0	0	0.0	0	4	4	100.0	0	4	W	28-24
11/08	at Cowboys	P	2	2	100.0	59	0	2	0.0	1	6	W	24-19
11/15	Bengals	P	3	3	100.0	45	3	3	100.0	0	12	W	36-10
11/22	at Jaguars	P	2	3	66.7	47	3	3	100.0	0	9	W	27-3
12/02	Ravens	P	2	2	100.0	27	1	2	50.0	0	7	W	19-14
12/07	Football Team											L	17-23
12/13	at Bills	P	0	0	0.0	0	1	1	100.0	0	1	L	15-26
12/21	at Bengals	P	1	1	100.0	25	2	2	100.0	0	5	L	17-27
12/27	Colts											W	28-24
01/03	Browns											L	22-24
2020 TOTALS		13	19	20	95.0	59	34	38	89.5	1	91	12-4	

+ - Overtime

2019 GAME-BY-GAME REGULAR-SEASON STATISTICS (STEELERS)

DATE	OPPONENT	P	FIELD GOALS				EXTRA POINTS				PTS	W/L	SCORE	
			FGM	FGA	PCT	LG	XP	XPA	PCT	BLK				
09/08	at Patriots	P	1	1	100.0	19	0	0	0.0	0	3	L	3-33	
09/15	Seahawks	P	2	2	100.0	41	2	2	100.0	0	8	L	26-28	
09/22	at 49ers	P	2	2	100.0	46	2	2	100.0	0	8	L	20-24	
09/30	Bengals	P	2	2	100.0	49	3	3	100.0	0	9	W	27-3	
10/06	Ravens	P	3	3	100.0	41	2	2	100.0	0	11	L	23-26+	
10/13	at Chargers	P	1	1	100.0	20	3	3	100.0	0	6	W	24-17	
10/28	Dolphins	P	2	3	66.7	42	3	3	100.0	0	9	W	27-14	
11/03	Colts	P	4	4	100.0	51	2	2	100.0	0	14	W	26-24	
11/10	Rams	P	1	1	100.0	33	2	2	100.0	0	5	W	17-12	
11/14	at Browns	P	0	1	0.0	0	1	1	100.0	0	1	L	7-21	
11/24	at Bengals	P	3	3	100.0	47	1	1	100.0	0	10	W	16-10	
12/01	Browns	P	2	2	100.0	39	2	2	100.0	0	8	W	20-13	
12/08	at Cardinals	P	3	3	100.0	37	2	2	100.0	0	11	W	23-17	
12/15	Bills	P	1	1	100.0	49	1	1	100.0	0	4	L	10-17	
12/22	at Jets	P	1	1	100.0	49	1	1	100.0	0	4	L	10-16	
12/29	at Ravens	P	1	1	100.0	26	1	1	100.0	0	4	L	10-28	
2019 TOTALS			16	29	31	93.5	51	28	28	100.0	0	115	8-8	

+ - Overtime

2018 GAME-BY-GAME REGULAR-SEASON STATISTICS (STEELERS)

DATE	OPPONENT	P	FIELD GOALS				EXTRA POINTS				PTS	W/L/T	SCORE	
			FGM	FGA	PCT	LG	XP	XPA	PCT	BLK				
09/09	at Browns	P	0	1	0.0	0	3	3	100.0	0	3	T	21-21	
09/16	Chiefs	P	0	1	0.0	0	3	4	75.0	0	3	L	37-42	
09/24	at Buccaneers	P	1	2	50.0	38	3	4	75.0	0	6	W	30-27	
09/30	Ravens	P	2	2	100.0	39	0	0	0.0	0	6	L	14-26	
10/07	Falcons	P	0	0	0.0	0	5	6	83.3	0	5	W	41-17	
10/14	at Bengals	P	2	2	100.0	24	2	2	100.0	0	8	W	28-21	
10/28	Browns	P	1	1	100.0	42	4	4	100.0	0	7	W	33-18	
11/04	at Ravens	P	1	1	100.0	29	2	3	66.7	0	5	W	23-16	
11/08	Panthers	P	1	1	100.0	50	7	7	100.0	0	10	W	52-21	
11/18	at Jaguars	P	0	0	0.0	0	2	2	100.0	0	2	W	20-16	
11/25	at Broncos	P	1	2	50.0	41	2	2	100.0	0	5	L	17-24	
12/02	Chargers	P	1	1	100.0	48	3	4	75.0	0	6	L	30-33	
12/09	at Raiders	P	0	2	0.0	0	3	3	100.0	0	3	L	21-24	
12/16	Patriots	P	1	2	50.0	48	2	2	100.0	0	5	W	17-10	
12/23	at Saints	P	2	2	100.0	49	2	2	100.0	0	8	L	28-31	
12/30	Bengals											W	16-13	
2018 TOTALS			15	13	20	65.0	50	43	48	89.6	0	82	9-6-1	

DID NOT PLAY

2017 GAME-BY-GAME REGULAR-SEASON STATISTICS (STEELERS)

DATE	OPPONENT	P	FIELD GOALS				EXTRA POINTS				PTS	W/L	SCORE	
			FGM	FGA	PCT	LG	XP	XPA	PCT	BLK				
09/10	at Browns	P	0	0	0.0	0	3	3	100.0	0	3	W	21-18	
09/17	Vikings	P	4	4	100.0	46	2	2	100.0	0	14	W	26-9	
09/24	at Bears	P	1	2	50.0	32	2	2	100.0	0	5	L	17-23+	
10/01	at Ravens	P	2	3	66.7	49	2	2	100.0	0	8	W	26-9	
10/08	Jaguars	P	3	3	100.0	34	0	0	0.0	0	9	L	9-30	
10/15	at Chiefs	P	1	1	100.0	24	2	2	100.0	0	5	W	19-13	
10/22	Bengals	P	5	5	100.0	49	2	2	100.0	0	17	W	29-14	
10/29	at Lions	P	2	2	100.0	38	2	2	100.0	0	8	W	20-15	
11/12	at Colts	P	2	3	66.7	41	0	1	0.0	1	6	W	20-17	
11/16	Titans	P	4	4	100.0	50	4	4	100.0	0	16	W	40-17	
11/26	Packers	P	1	1	100.0	53	2	3	66.7	0	5	W	31-28	
12/04	at Bengals	P	3	3	100.0	38	2	2	100.0	0	11	W	23-20	
12/10	Ravens	P	4	4	100.0	52	3	3	100.0	0	15	W	39-38	
12/17	Patriots	P	1	1	100.0	51	3	3	100.0	0	6	L	24-27	
12/25	at Texans	P	2	2	100.0	36	4	4	100.0	0	10	W	34-6	
12/31	Browns	P	0	0	0.0	0	4	4	100.0	0	4	W	28-24	
2017 TOTALS			16	35	38	92.1	53	37	39	94.9	1	142	13-3	

+ - Overtime

2016 GAME-BY-GAME REGULAR-SEASON STATISTICS (STEELERS)

DATE	OPPONENT	P	FIELD GOALS				EXTRA POINTS				PTS	W/L	SCORE	
			FGM	FGA	PCT	LG	XP	XPA	PCT	BLK				
09/12	at Redskins	P	1	1	100.0	46	5	5	100.0	0	8	W	38-16	
09/18	Bengals	P	1	1	100.0	49	3	3	100.0	0	6	W	24-16	
09/25	at Eagles	P	1	2	50.0	40	0	0	0.0	0	3	L	3-34	
10/02	Chiefs	P	0	0	0.0	0	5	5	100.0	0	5	W	43-14	
10/09	Jets	P	1	1	100.0	47	4	4	100.0	0	7	W	31-13	
10/16	at Dolphins	P	0	0	0.0	0	1	1	100.0	0	1	L	15-30	
10/23	Patriots	P	3	5	60.0	46	1	1	100.0	0	10	L	16-27	
11/06	at Ravens	P	0	0	0.0	0	2	2	100.0	0	2	L	14-21	
11/13	Cowboys	P	2	3	66.7	39	0	0	0.0	0	6	L	30-35	
11/20	at Browns	P	3	3	100.0	33	1	1	100.0	0	10	W	24-9	
11/24	at Colts	P	0	0	0.0	0	4	4	100.0	0	4	W	28-7	
12/04	Giants											W	24-14	
12/11	at Bills	P	2	2	100.0	39	3	3	100.0	0	9	W	27-20	
12/18	at Bengals	P	6	6	100.0	49	0	0	0.0	0	18	W	24-20	
12/25	Ravens	P	1	1	100.0	36	4	4	100.0	0	7	W	31-27	
01/01	Browns	P	0	0	0.0	0	3	3	100.0	0	3	W	27-24+	
2016 TOTALS			15	21	25	84.0	49	36	36	100.0	0	99	11-5	

+ - Overtime

2015 GAME-BY-GAME REGULAR-SEASON STATISTICS (STEELERS)

DATE	OPPONENT	FIELD GOALS				EXTRA POINTS				PTS	W/L	SCORE			
		FGM	FGA	PCT	LG	XP	XPA	PCT	BLK						
09/10	at Patriots					NOT ON ROSTER					L	21-28			
09/20	49ers					NOT ON ROSTER					W	43-18			
09/27	at Rams					NOT ON ROSTER					W	12-6			
10/01	Ravens					NOT ON ROSTER					L	20-23+			
10/12	at Chargers	P	1	1	100.0	47	3	3	100.0	0	6	W	24-20		
10/18	Cardinals	P	4	4	100.0	51	1	1	100.0	0	13	W	25-13		
10/25	at Chiefs	P	2	2	100.0	36	1	1	100.0	0	7	L	13-23		
11/01	Bengals	P	1	1	100.0	32	1	1	100.0	0	4	L	10-16		
11/08	Raiders	P	3	4	75.0	38	3	3	100.0	0	12	W	38-35		
11/15	Browns	P	3	3	100.0	34	1	2	50.0	0	10	W	30-9		
11/29	at Seahawks	P	3	3	100.0	44	1	1	100.0	0	10	L	30-39		
12/06	Colts	P	3	4	75.0	51	4	4	100.0	0	13	W	45-10		
12/13	at Bengals	P	4	4	100.0	47	3	3	100.0	0	15	W	33-20		
12/20	Broncos	P	2	2	100.0	41	4	4	100.0	0	10	W	34-27		
12/27	at Ravens	P	1	1	100.0	34	2	2	100.0	0	5	L	17-20		
01/03	at Browns	P	2	3	66.7	39	2	2	100.0	0	8	W	28-12		
2015 TOTALS			12			29	32	90.6	51	26	27	96.3	0	113	10-6

+ - Overtime

2023 GAME-BY-GAME POSTSEASON STATISTICS (STEELERS)

DATE	OPPONENT	FIELD GOALS				EXTRA POINTS				PTS	W/L	SCORE	
		FGM	FGA	PCT	LG	XP	XPA	PCT	BLK				
01/15	at Bills	P	1	1	100.0	40	2	2	100.0	0	5	L	17-31
2023 TOTALS			1			40	2	2	100.0	0	5	0-1	



JAMES ^{OL} DANIELS

HEIGHT: 6-4
WEIGHT: 327
COLLEGE: Iowa
BORN: September 13, 1997

HOW ACQUIRED: FA '22
BIRTHPLACE: Warren, OH



PRO CAREER

- ✦ Has played in 86 games (80 starts) over his six-year NFL career (Chicago 2018-21; Pittsburgh 2022-23)
- ✦ Has registered 55 starts at left guard, 17 at right guard and eight at center
- ✦ Named to the 2018 ESPN.com All-Rookie team
- ✦ Made NFL debut in Week 1 of 2018 (at Green Bay)
- ✦ Made NFL starting debut in Week 8 of 2018 (vs. N.Y. Jets)

2023 (STEELERS)

- ✦ Started 15 regular-season games at right guard
- ✦ Allowed one sack and whistled for three penalties all season, according to Pro Football Focus
- ✦ Blocked for RB Najee Harris to run for 1,000-plus yards on the season, including a season-high 122 yards in Week 17 at Seattle
- ✦ Helped a Pittsburgh rush offense rank in the top five after Week 9 in rushes (323, 1st), rush yards (1,452, 2nd), longest rush (74t, 2nd), yards after contact/rush (3.37, 2nd), 10+ yard rushes (39, 4th), first downs by rush (79, 3rd), rush TDs (13, t-2nd), rushes/game (32.3, 2nd), rush yards/game (145.2, 2nd) and 10+ yard rushes/game (3.90, 5th)
- ✦ Part of an offensive line that did not allow a sack in two games and just one sack in four games
- ✦ Played all 1,160 offensive snaps

2022 (STEELERS)

- ✦ Started all 17 regular-season games at right guard
- ✦ Did not allow a sack all season, according to Pro Football Focus
- ✦ Blocked for RB Najee Harris to run for 1,000-plus yards on the season, including a season-high 111 yards in Week 17 at Baltimore
- ✦ Saw significant improvement after the Bye Week, blocking for an average of 147 rushing yards per game and allowing the team to be held under 100 yards on the ground just once in Weeks 10 through 18
- ✦ Played all 944 offensive snaps

2021 (BEARS)

- ✦ Started at right guard in all 17 regular-season games
- ✦ Helped pave the way for Chicago to rush for 188 yards and three rushing TDs in the Week 4 win over the Lions
- ✦ Blocked for a Bears' running game that amassed 176 yards on the ground in Week 8 vs. San Francisco

2020 (BEARS)

- ✦ Started the first five games of the season at left guard; suffered a season-ending pectoral injury in Week 5 vs. Tampa Bay
- ✦ Helped the Bears rush for 149 yards in the Week 1 win at Detroit

2019 (BEARS)

- ✦ Started all 16 regular-season games (eight at center, eight at left guard)
- ✦ Switched from center to left guard in Week 10 vs. Detroit

2018 (BEARS)

- ✦ Appeared in all 16 regular-season games (10 starts at left guard)
- ✦ Made his first career start at left guard in Week 8 in a win over the N.Y. Jets
- ✦ Part of an offensive line that allowed just 33 sacks, tied for the third fewest in the NFC
- ✦ Started the Wild Card playoff game vs. Philadelphia (1/6/19)

TRANSACTIONS

- ✦ Signed a three-year contract with Pittsburgh on March 15, 2022
- ✦ Signed a four-year contract with Chicago on May 10, 2018
- ✦ Drafted by the Bears in the second round (39th overall) of the 2018 NFL Draft

PERSONAL

- ✦ Played football at Warren G. Harding High School in Warren, Ohio
- ✦ Earned all-state honorable mention honors as a junior and senior
- ✦ First-team All-Northeast Ohio as a junior and senior, along with first team all-conference and all-county
- ✦ Three-year football letterman as offensive and defensive lineman
- ✦ Also lettered in track, tossing shot put and discus
- ✦ Father, LeShun Sr., played at Ohio State and for the Minnesota Vikings in 1997
- ✦ Older brother, LeShun Jr., spent time with three NFL teams
- ✦ Married his wife, Erin, during the 2023 offseason

COLLEGE

- ✦ Played in 37 games over three seasons at Iowa
- ✦ 2017 Academic All-Big Ten and Honorable Mention All-Big Ten by league coaches and media

JAMES DANIELS' NFL REGULAR SEASON STATISTICS

DATE	TEAM	GP	GS
2018	Bears	16	10
2019	Bears	16	16
2020	Bears	5	5
2021	Bears	17	17
2022	Steelers	17	17
2023	Steelers	15	15
2024	Steelers	2	2
NFL TOTALS		88	82

JAMES DANIELS' NFL POSTSEASON STATISTICS

DATE	TEAM	GP	GS
2018	Bears	1	1
2020	Bears	0	0
2023	Steelers	1	1
NFL TOTALS		2	2

2024 GAME-BY-GAME REGULAR-SEASON STATISTICS (STEELERS)

DATE	OPPONENT	P/S	W/L	SCORE
09/08	at Falcons	S	W	18-10
09/15	at Broncos	S	W	13-6
2024 TOTALS			2-0	

TERRELL ^S EDMUNDS

HEIGHT: 6-1
WEIGHT: 217
COLLEGE: Virginia Tech
BORN: January 20, 1997

HOW ACQUIRED: PS '24 (JAX)
NFL EXPERIENCE: 6th year
BIRTHPLACE: Danville, VA



PRO CAREER

- ✦ Has played in 79 games (75 starts) over his five-year NFL career (all with Steelers)
- ✦ Has registered 405 tackles (273 solo), 26 passes defended, nine quarterback hits, 15 tackles for loss, five interceptions, 5.0 sacks and one fumble recovery
- ✦ Recipient of the 2021 Week 10 NFL Way to Play Award for his performance vs Detroit
- ✦ Made NFL debut in Week 1 of 2018 (at Cleveland)
- ✦ Made NFL starting debut in Week 1 of 2018 (at Cleveland)

2022 (STEELERS)

Started all 17 regular-season games
 Recorded 70 tackles (41 solo), five passes defended, three tackles for loss and two quarterback hits
 Had a career-high 2.0 sacks in a single season
 Registered a season-high 10 tackles, including a tackle for loss, in Week 6 vs. Tampa Bay
 Had a season-high two passes defended in Week 7 at Miami
 Took down QB Matt Ryan for a seven-yard sack in Week 12 at Indianapolis
 Registered his second sack of the season in Week 18 vs. Cleveland, taking down QB Deshaun Watson for an 11-yard loss
 Was inactive Week 5 at Buffalo and Week 16 vs. Las Vegas due to injury

2021 (STEELERS)

Started all 17 regular-season games
 Recorded 89 tackles (63 solo), eight tackles for loss, six passes defended, 1.0 sack, two interceptions and one quarterback hit
 Registered the Steelers' first interception of 2021, picking off Bengals QB Joe Burrow on a pass tipped by S Minkah Fitzpatrick in Week 3 vs Cincinnati

- ✦ Made a career-high two tackles for loss in Week 2 vs. Las Vegas
- ✦ Tied his career-high two tackles for loss in Week 10 vs. Detroit and set season highs in total tackles (10) and solo tackles (seven)
- ✦ Talled a career-high three passes defended in Week 17 at Baltimore, while also collecting his second career interception

2020 (STEELERS)

- ✦ Started 12 of the 15 regular-season games he played
- ✦ Recorded 68 tackles (46 solo), eight passes defended, two interceptions, one tackle for loss, one quarterback hit and 1.0 sack

Took down QB Drew Lock for an 11-yard sack and added on one tackle for loss, one quarterback hit and one pass defended in Week 2 vs. Denver
 Registered his first career multi-interception game in Week 11 at Jacksonville, picking off QB Jake Luton two times

- ✦ Inactive in Week 17 at Cleveland

2019 (STEELERS)

- ✦ Started all 16 games for the first time in his career
- ✦ Notched 105 tackles (71 solo), marking his first 100-plus tackle season and finished second on the team in tackles
- ✦ Added three passes defended, two quarterback hits and two tackles for loss
- ✦ Led the team with a career-high 11 tackles (eight solo) and added one pass defended in Week 2 vs. Seattle
- ✦ Led the Steelers' secondary with 10 tackles (seven solo) and added two quarterback hits in Week 3 at San Francisco
- ✦ Led the team with a career-high 11 tackles (10 solo) in Week 15 vs. Buffalo

2018 (STEELERS)

- ✦ Started 15 of 16 regular-season games played as a rookie

Finished tied for third on the team in tackles (78 total, 55 solo) and added 1.0 sack, one interception, four passes defended and three quarterback hits
 Played 92.5% of the defensive snaps in 2018, second-most on the defense

- ✦ Recorded the first interception of his NFL career (QB Ryan Fitzpatrick) in Week 3 at Tampa Bay
- ✦ Registered the first defensive fumble recovery of his NFL career (forced by S Sean Davis) in Week 4 vs. Baltimore
- ✦ Talled eight tackles (five solo) and the first sack of his NFL career (a nine-yard takedown of QB Philip Rivers) in Week 13 vs. L.A. Chargers

TRANSACTIONS

Signed a one-year contract with Pittsburgh on April 22, 2022
 Pittsburgh declined a fifth-year option for 2022

- ✦ Signed a four-year contract with the Steelers on July 24, 2018
- ✦ Drafted by Pittsburgh in the first round (28th overall) of the 2018 NFL Draft

COLLEGE

- ✦ Played in 37 games with 31 starts over a three-year span (2015-17) at Virginia Tech
- ✦ Notched 196 tackles, 14 passes defended, 6.5 tackles for loss and six interceptions in his career
- ✦ Named Third-Team All-Atlantic Conference Coast selection in 2017, recording 59 tackles, 2.5 tackles for loss, two interceptions, three pass breakups and 1.5 sacks in 10 games played and started
- ✦ Played in all 14 games (13 starts) in 2016, earning honorable mention All-ACC accolades by tallying 89 tackles, four interceptions and 2.5 tackles for loss
- ✦ Tabbbed ACC Defensive Back Player of the Week (Oct. 24)
- ✦ Posted 12 tackles and caught a reception for 20 yards in the ACC Championship Game vs. Clemson
- ✦ Made five stops and hauled in an interception in the Belk Bowl vs. Arkansas
- ✦ Saw action in 12 games (eight starts) in 2015, amassing 34 tackles

- † Redshirted in 2014
- ‡ Majored in multimedia journalism

PERSONAL

- † Attended Dan River High School (Ringgold, Va.)
- † Class 2A West All-Region first-team selection as a running back and Offensive Back of the Year in the Courthouse Conference 37
- † All-Conference 37 first-team selection after his senior year logging 1,753 rushing yards on 171 carries with 25 TDs, adding nine receptions for 111 yards and a TD
- † Registered 53 tackles, two interceptions on defense
- † Scored a combined 29 TDs in his senior year
- † Son of Ferrell Jr. and Felicia Edmunds
- † Father was an NFL Pro Bowl tight end
- † Younger brother, Tremaine, was selected in the first round of the 2018 NFL Draft by the Buffalo Bills.
- † Older brother, Trey, is a teammate on the Steelers

COMMUNITY

Helped My Brother's Keeper Outreach Center pack a truck for Texas relief full of water and non-perishables.
Co-authored a children's book with his brothers called My Brother's Keeper

REGULAR SEASON COMPARISON: DEFENSIVE - LOS ANGELES CHARGERS

DATE	OPP	W/L	GP/GS	TACKLES					SACK	YDS.	INT	TFL	PD	QBH	TD	MISC		
				TOT	SOLO	ASST	YDS.	INT								FF	FR	FR
12/2/18	PIT vs. LAC	L	S	7	5	2	1.0	9.0	0	1	1	1	0	0	0	0	0	
10/13/19	PIT @ LAC	W	S	5	3	2	0.0	0.0	0	0	1	0	0	0	0	0		
11/21/21	PIT @ LAC	L	S	4	3	1	0.0	0.0	0	0	0	0	0	0	0	0		
TOTALS		1/2	3/3	16	11	5	1.0	9.0	0	1	2	1	0	0	0	0		

TERRELL EDMUNDS' NFL REGULAR SEASON DEFENSIVE STATISTICS

DATE	TEAM	GP	GS	TACKLES					INTERCEPTIONS					O. FUMB			ST			MISC							
				TK	S	A	TFL	YDS	SK	YDS	QBH	NO	YDS	LG	TD	PD	FF	FR	TD	YDS	TK	S	A	FF	FR	S	A
2018	Steelers	16	15	73	52	21	1	9	1.0	9.0	3	1	35	35	0	4	0	1	0	0	5	3	2	0	0	0	0
2019	Steelers	16	16	105	71	34	2	7	0.0	0.0	2	0	0	0	3	0	0	0	0	0	0	0	0	0	0	0	
2020	Steelers	15	12	68	46	22	1	11	1.0	11.0	1	2	11	7	0	8	0	0	0	0	0	0	0	0	0	0	
2021	Steelers	17	17	89	63	26	8	29	1.0	13.0	1	2	15	15	0	6	0	0	0	0	0	0	0	0	0	0	
2022	Steelers	15	15	70	41	29	3	20	2.0	18.0	2	0	0	0	5	0	0	0	0	0	0	0	0	0	0	0	
2023	Eagles	7	3	26	19	7	0	0	0.0	0.0	0	0	0	0	0	1	0	0	0	2	1	1	0	0	0	0	
Went from Philadelphia to Tennessee.																											
2023	Titans	8	1	15	12	3	2	11	2.5	11.0	2	1	2	2	0	2	0	0	0	0	5	2	3	0	0	0	0
2023	TOTAL	15	4	41	31	10	2	11	2.5	11.0	2	1	2	2	0	2	1	0	0	0	7	3	4	0	0	0	0
2024	Steelers	1	0	0	0	0	0	0	0.0	0.0	0	0	0	0	0	0	0	0	0	0	0	0	0	0	0	0	
NFL TOTALS		95	79	446	304	142	17	87	7.5	62.0	11	6	63	35	0	28	1	1	0	0	12	6	6	0	0	0	0

TERRELL EDMUNDS' NFL POSTSEASON DEFENSIVE STATISTICS

DATE	TEAM	GP	GS	TACKLES					INTERCEPTIONS					O. FUMB			ST			MISC						
				TK	S	A	TFL	YDS	SK	YDS	QBH	NO	YDS	LG	TD	PD	FF	FR	TD	YDS	TK	S	A	FF	FR	S
2020	Steelers	1	1	6	3	3	1	1	0.0	0.0	0	0	0	0	0	1	0	0	0	0	0	0	0	0	0	0
2021	Steelers	1	1	6	6	0	0	0	0.0	0.0	0	0	0	0	0	0	0	0	0	0	0	0	0	0	0	0
NFL TOTALS		2	2	12	9	3	1	1	0.0	0.0	0	0	0	0	0	1	0	0	0	0	0	0	0	0	0	0

SINGLE-GAME HIGHS: DEFENSIVE

Total Tackles	11 vs. Buffalo Bills, Dec 15, 2019	Tackles For Loss	2 vs. Tennessee Titans, Dec 19, 2021
	11 vs. Seattle Seahawks, Sep 15, 2019		2 vs. Detroit Lions, Nov 14, 2021
Solo Tackles	10 vs. Buffalo Bills, Dec 15, 2019		...1 more at 2.
	8 vs. Seattle Seahawks, Sep 15, 2019	Interceptions	2 at Jacksonville Jaguars, Nov 22, 2020
	...1 more at 8.		1 at Baltimore Ravens, Jan 09, 2022
Sacks	1.0 vs. Cleveland Browns, Jan 08, 2023		...2 more at 1.
	1.0 at Indianapolis Colts, Nov 28, 2022	Interception Return Yards	35 at Tampa Bay Buccaneers, Sep 24, 2018
	...3 more at 1.0.		15 vs. Cincinnati Bengals, Sep 26, 2021
Passes Defensed	3 at Baltimore Ravens, Jan 09, 2022	Special Teams Tackles	1 vs. Cincinnati Bengals, Dec 30, 2018
	2 at Miami Dolphins, Oct 23, 2022		1 vs. Los Angeles Chargers, Dec 02, 2018
	...2 more at 2.		...3 more at 1.
Fumble Recoveries	1 vs. Baltimore Ravens, Sep 30, 2018		

2020 GAME-BY-GAME REGULAR-SEASON STATISTICS (STEELERS)

DATE	OPPONENT	P/S	TACKLES							INTERCEPTIONS				O. FUMB			ST				MISC		W/L	SCORE				
			TK	S	A	SK	YDS	TFL	YDS	QBH	NO	YDS	LG	TD	PD	FF	FR	TD	YDS	TK	S	A			FF	FR	S	A
09/14	at Giants	S	8	7	1	0.0	0.0	0	0	0	0	0	0	0	0	0	0	0	0	0	0	0	0	0	0	W	26-16	
09/20	Broncos	S	4	2	2	1.0	11.0	1	11	1	0	0	0	0	1	0	0	0	0	0	0	0	0	0	0	W	26-21	
09/27	Texans	S	4	4	0	0.0	0.0	0	0	0	0	0	0	0	0	0	0	0	0	0	0	0	0	0	0	W	28-21	
10/11	Eagles	P	5	5	0	0.0	0.0	0	0	0	0	0	0	0	1	0	0	0	0	0	0	0	0	0	0	W	38-29	
10/18	Browns	S	2	1	1	0.0	0.0	0	0	0	0	0	0	1	0	0	0	0	0	0	0	0	0	0	0	W	38-7	
10/25	at Titans	S	2	2	0	0.0	0.0	0	0	0	0	0	0	2	0	0	0	0	0	0	0	0	0	0	0	W	27-24	
11/01	at Ravens	S	2	2	0	0.0	0.0	0	0	0	0	0	0	0	0	0	0	0	0	0	0	0	0	0	0	W	28-24	
11/08	at Cowboys	P	5	3	2	0.0	0.0	0	0	0	0	0	0	0	0	0	0	0	0	0	0	0	0	0	0	W	24-19	
11/15	Bengals	S	8	5	3	0.0	0.0	0	0	0	0	0	0	0	0	0	0	0	0	0	0	0	0	0	0	W	36-10	
11/22	at Jaguars	S	4	2	2	0.0	0.0	0	0	0	2	11	7	0	2	0	0	0	0	0	0	0	0	0	0	W	27-3	
12/02	Ravens	S	4	3	1	0.0	0.0	0	0	0	0	0	0	0	0	0	0	0	0	0	0	0	0	0	0	W	19-14	
12/07	Football Team	S	5	3	2	0.0	0.0	0	0	0	0	0	0	1	0	0	0	0	0	0	0	0	0	0	0	L	17-23	
12/13	at Bills	S	8	3	5	0.0	0.0	0	0	0	0	0	0	0	0	0	0	0	0	0	0	0	0	0	0	L	15-26	
12/21	at Bengals	S	3	2	1	0.0	0.0	0	0	0	0	0	0	0	0	0	0	0	0	0	0	0	0	0	0	L	17-27	
12/27	Colts	P	4	2	2	0.0	0.0	0	0	0	0	0	0	0	0	0	0	0	0	0	0	0	0	0	0	W	28-24	
01/03	at Browns																									L	22-24	
ON INACTIVE LIST																												
2020 TOTALS		15-12	68	46	22	1.0	11.0	1	11	1	2	11	7	0	8	0	0	0	0	0	0	0	0	0	0	0	12-4	

2019 GAME-BY-GAME REGULAR-SEASON STATISTICS (STEELERS)

DATE	OPPONENT	P/S	TACKLES							INTERCEPTIONS				O. FUMB			ST				MISC		W/L	SCORE			
			TK	S	A	SK	YDS	TFL	YDS	QBH	NO	YDS	LG	TD	PD	FF	FR	TD	YDS	TK	S	A			FF	FR	S
09/08	at Patriots	S	7	5	2	0.0	0.0	0	0	0	0	0	0	0	0	0	0	0	0	0	0	0	0	0	0	L	3-33
09/15	Seahawks	S	11	8	3	0.0	0.0	0	0	0	0	0	0	0	1	0	0	0	0	0	0	0	0	0	0	L	26-28
09/22	at 49ers	S	10	7	3	0.0	0.0	0	0	0	2	0	0	0	0	0	0	0	0	0	0	0	0	0	0	L	20-24
09/30	Bengals	S	4	1	3	0.0	0.0	0	0	0	0	0	0	0	0	0	0	0	0	0	0	0	0	0	0	W	27-3
10/06	Ravens	S	5	4	1	0.0	0.0	0	0	0	0	0	0	0	0	0	0	0	0	0	0	0	0	0	0	L	23-26+
10/13	at Chargers	S	5	3	2	0.0	0.0	0	0	0	0	0	0	1	0	0	0	0	0	0	0	0	0	0	0	W	24-17
10/28	Dolphins	S	4	3	1	0.0	0.0	0	0	0	0	0	0	0	0	0	0	0	0	0	0	0	0	0	0	W	27-14
11/03	Colts	S	8	4	4	0.0	0.0	0	0	0	0	0	0	0	0	0	0	0	0	0	0	0	0	0	0	W	26-24
11/10	Rams	S	8	4	4	0.0	0.0	1	0	0	0	0	0	1	0	0	0	0	0	0	0	0	0	0	0	W	17-12
11/14	at Browns	S	3	3	0	0.0	0.0	0	0	0	0	0	0	0	0	0	0	0	0	0	0	0	0	0	0	L	7-21
11/24	at Bengals	S	5	3	2	0.0	0.0	0	0	0	0	0	0	0	0	0	0	0	0	0	0	0	0	0	0	W	16-10
12/01	Browns	S	6	4	2	0.0	0.0	0	0	0	0	0	0	0	0	0	0	0	0	0	0	0	0	0	0	W	20-13
12/08	at Cardinals	S	7	6	1	0.0	0.0	1	7	0	0	0	0	0	0	0	0	0	0	0	0	0	0	0	0	W	23-17
12/15	Bills	S	11	10	1	0.0	0.0	0	0	0	0	0	0	0	0	0	0	0	0	0	0	0	0	0	0	L	10-17
12/22	at Jets	S	4	1	3	0.0	0.0	0	0	0	0	0	0	0	0	0	0	0	0	0	0	0	0	0	0	L	10-16
12/29	at Ravens	S	7	5	2	0.0	0.0	0	0	0	0	0	0	0	0	0	0	0	0	0	0	0	0	0	0	L	10-28
2019 TOTALS		16-16	105	71	34	0.0	0.0	2	7	2	0	0	0	0	3	0	0	0	0	0	0	0	0	0	0	8-8	

+ Overtime

2018 GAME-BY-GAME REGULAR-SEASON STATISTICS (STEELERS)

DATE	OPPONENT	P/S	TACKLES							INTERCEPTIONS				O. FUMB			ST				MISC		W/L	SCORE			
			TK	S	A	SK	YDS	TFL	YDS	QBH	NO	YDS	LG	TD	PD	FF	FR	TD	YDS	TK	S	A			FF	FR	S
09/09	at Browns	S	0	0	0	0.0	0.0	0	0	1	0	0	0	0	1	0	0	0	0	0	0	0	0	0	0	T	21-21
09/16	Chiefs	P	3	3	0	0.0	0.0	0	0	0	0	0	0	0	0	0	0	0	1	1	0	0	0	0	0	L	37-42
09/24	at Buccaneers	S	1	1	0	0.0	0.0	0	0	0	1	35	35	0	1	0	0	0	0	0	0	0	0	0	0	W	30-27
09/30	Ravens	S	7	4	3	0.0	0.0	0	0	0	0	0	0	0	0	1	0	0	0	0	0	0	0	0	0	L	14-26
10/07	Falcons	S	7	5	2	0.0	0.0	0	0	0	0	0	0	0	0	0	0	0	0	0	0	0	0	0	0	W	41-17
10/14	at Bengals	S	3	3	0	0.0	0.0	0	0	0	0	0	0	0	0	0	0	0	0	0	0	0	0	0	0	W	28-21
10/28	Browns	S	3	2	1	0.0	0.0	0	0	0	0	0	0	0	0	0	0	0	0	1	1	0	0	0	0	W	33-18
11/04	at Ravens	S	4	2	2	0.0	0.0	0	0	0	0	0	0	1	0	0	0	0	0	0	0	0	0	0	0	W	23-16
11/08	Panthers	S	4	3	1	0.0	0.0	0	0	0	0	0	0	0	0	0	0	0	0	0	0	0	0	0	0	W	52-21
11/18	at Jaguars	S	4	3	1	0.0	0.0	0	0	1	0	0	0	0	0	0	0	0	0	0	0	0	0	0	0	W	20-16
11/25	at Broncos	S	8	8	0	0.0	0.0	0	0	0	0	0	0	0	0	0	0	0	0	1	0	1	0	0	0	L	17-24
12/02	Chargers	S	7	5	2	1.0	9.0	1	9	1	0	0	0	0	1	0	0	0	0	1	0	1	0	0	0	L	30-33
12/09	at Raiders	S	7	4	3	0.0	0.0	0	0	0	0	0	0	0	0	0	0	0	0	0	0	0	0	0	0	L	21-24
12/16	Patriots	S	7	2	5	0.0	0.0	0	0	0	0	0	0	0	0	0	0	0	0	0	0	0	0	0	0	W	17-10
12/23	at Saints	S	4	4	0	0.0	0.0	0	0	0	0	0	0	0	0	0	0	0	0	0	0	0	0	0	0	L	28-31
12/30	Bengals	S	4	3	1	0.0	0.0	0	0	0	0	0	0	0	0	0	0	0	0	1	1	0	0	0	0	W	16-13
2018 TOTALS		16-15	73	52	21	1.0	9.0	1	9	3	1	35	35	0	4	0	1	0	0	5	3	2	0	0	0	9-6-1	



**DESHON^s
ELLIOTT**

HEIGHT: 6-1
WEIGHT: 210
COLLEGE: Texas
BORN: April 21, 1997

HOW ACQUIRED: FA '24
NFL EXPERIENCE: 6th year
BIRTHPLACE: Dallas, TX



PRO CAREER

- ✦ Has played in 57 games (50 starts) over his six-year NFL career (Baltimore 2019-21; Detroit 2022; Miami 2023; Pittsburgh 2024)
- ✦ Has registered 283 tackles (198 solo), 17 passes defended, three interceptions, 12 tackles for loss, two fumble recoveries, three forced fumbles, 11 quarterback hits and 3.5 sacks
- ✦ Made NFL debut in Week 1 of 2019 (at Miami)
- ✦ Made NFL starting debut in Week 1 of 2020 (vs. Cleveland)

2023 (DOLPHINS)

- ✦ Played in 15 regular-season games (15 starts)
- ✦ Registered 82 tackles (53 solo), one interception, seven passes defended and one fumble recovery
- ✦ Recorded season-high 13 tackles (eight solo) in his Dolphins debut in Week 1 at L.A. Chargers
- ✦ Registered four tackles (three solo), one pass defended and one fumble recovery in Week 2 at New England
- ✦ Recorded 10 tackles (six solo), one pass defended and one interception in Week 17 vs. Buffalo (intercepted QB Josh Allen in the end zone on 4th-and-2 in the final minute of the 1st quarter)

2022 (LIONS)

- ✦ Played in 14 regular-season games (13 starts)
- ✦ Registered 95 tackles (72 solo), one interception, three passes defended, one forced fumble and one fumble recovery
- ✦ Recorded season-high 12 tackles (10 solo), one pass defended and one interception in Week 5 at New England
- ✦ Recorded six tackles (three solo) and one forced fumble in Week 13 vs. Jacksonville (forced a fumble of RB Travis Etienne on the 2nd play from scrimmage, which was recovered by LB Alex Anzalone and led to a Lions TD)

2021 (RAVENS)

- ✦ Started all six games in which he appeared, posting 23 tackles (19 solo), three tackles for loss, 1.0 sack, three QB hits and two passes defended before suffering a season-ending injury in Week 9 vs. Minnesota
- ✦ Helped Baltimore rank No. 1 in run defense (84.5 ypg)
- ✦ Registered six tackles, including two tackles for loss, before leaving the game with injury in the 34-31 overtime win in Week 9 vs. Minnesota
- ✦ Notched three tackles, 1.0 sack, one tackle for loss, two QB hits, his first-career interception and two passes defended in the 34-6 win in Week 6 vs. L.A. Chargers, as Baltimore's defense posted a second-half shutout and limited the Chargers to a season-low 208 total yards and six points
- ✦ Recorded seven tackles in Week 1 at Las Vegas
- ✦ Helped hold the Raiders to 3-of-6 in red zone TD efficiency, limiting them to one FG, forcing one turnover on downs and making one interception inside the 20-yard line

2020 (RAVENS)

- ✦ Played in 16 regular-season games (16 starts)
- ✦ Registered a career-high 80 tackles (51 solo), 2.5 sacks, three tackles for loss, five QB hits, two forced fumbles and four passes defended for the NFL's No. 2 scoring defense (18.9 ppg) and No. 2 third-down unit (34.0%)
- ✦ Baltimore led the NFL with 25 forced fumbles
- ✦ Made his postseason debut, recording four tackles (three solo) and a key third-down pass defended in the fourth quarter of the 2020 Wild Card Playoff win at Tennessee
- ✦ Baltimore limited Tennessee to 4-of-12 (33%) on third down and held Derrick Henry to 40 rushing yards on 18 carries (2.2 ypc)
- ✦ Recorded seven tackles (five solo) and a pass defended in the 47-42 win in Week 14 at Cleveland
- ✦ Registered five tackles (two solo), 1.0 sack and two tackles for loss in the 27-3 win in Week 5 vs. Cincinnati
- ✦ Collected four tackles and his first-career sack in the 33-16 win in Week 2 at Houston
- ✦ Helped limit the Texans' offense to 5-of-14 (36%) on third down, en route to Baltimore's 14th-consecutive regular season victory
- ✦ In his first-career NFL start, registered five tackles (two solo) in the season-opening win vs. Cleveland
- ✦ Baltimore's defense limited the Browns to 0-for-3 on fourth down and 3-of-12 (25%) on third down

2019 (RAVENS)

- ✦ Played in six regular-season games (no starts)
- ✦ Missed the rest of the season after being placed on injured reserve on Oct. 15
- ✦ Registered three tackles (three solo) and one pass defended
- ✦ Recorded three special teams tackles (three solo)

2018 (RAVENS)

- ✦ Missed the entire season after being placed on injured reserve on Aug. 31

TRANSACTIONS

- ✦ Signed two-year contract with Pittsburgh on March 15, 2024
- ✦ Signed one-year contract with Miami on March 15, 2023
- ✦ Signed a one-year contract with Detroit on Apr. 13, 2022
- ✦ Signed a four-year contract with Baltimore on May 5, 2018
- ✦ Drafted by the Ravens in the sixth round (190th overall) of the 2018 NFL Draft

PERSONAL

- ✦ Prepped at Rockwall-Heath H.S. (Rockwall, Texas), where he was an All-State and two-time All-District honoree and a 2015 Under Armour All-America Game participant
- ✦ As a senior, recorded 81 tackles, five passes defended, three interceptions (one returned for TD), two tackles for loss and one forced fumble, despite missing two games
- ✦ Also saw action on offense and special teams, catching 15 passes for 226 yards and three TDs and returning seven punts
- ✦ Nickname is "The Joker"
- ✦ Fan of the character and created a celebratory move inspired by the villain
- ✦ Enjoys skateboarding and is a big movie buff
- ✦ Majored in corporate communications at Texas

COMMUNITY

- ✦ Supported a free meal giveaway in Texas after severe storm damages (2021)
- ✦ Supported former teammate at Tony Jefferson's Shop with a Jock event for Baltimore youth at the holidays (2019)
- ✦ Alongside teammates, participated as a celebrity bowler in Anthony Levine Sr.'s Celebrity Bowling Night to benefit his 4every1 Foundation (2019)
- ✦ Visited with patients unable to go home for the holidays at Medstar Union Memorial Hospital (2018)

COLLEGE

- ✦ Played in 31 games (13 starts) in three-year career at Texas (2015-17)
- ✦ Registered 106 tackles (85 solo), 2.5 sacks, nine interceptions, 23 passes defended, four forced fumbles and three fumble recoveries
- ✦ Started all 12 games as a junior in 2017, recording 63 tackles (50 solo), 15 passes defended, six interceptions and three forced fumbles
- ✦ In 2017, his 127 return yards on six interceptions were the fourth-most in school history for a single season
- ✦ Returned an interception for a career-long 43 yards vs. Baylor
- ✦ In 2017, recorded first-career interception return for a TD (38 yards) at USC
- ✦ Earned several honors his final season at Texas, including first-team All-American by AFCA, Associated Press, FWAA, The Sporting News and WCFF, first-team All-Big 12 by league's coaches and AP
- ✦ Named Jim Thorpe Award finalist, awarded annually to the nation's best defensive back (2017)

REGULAR SEASON COMPARISON: DEFENSIVE - LOS ANGELES CHARGERS

DATE	OPP	W/L	GP/GS	TACKLES					ASST	SACK	YDS.	INT	TFL	PD	QBH	TD	MISC		
				TOT	SOLO												FF	FR	FR
10/17/21	BLT vs. LAC	W	S		3	3		0	1.0	6.0	1	1	2		2	0	0	0	
9/10/23	MIA @ LAC	W	S		13	8		5	0.0	0.0	0	0	0		0	0	0	0	
TOTALS		2/0	2/2		16	11		5	1.0	6.0	1	1	2		2	0	0	0	

DESHON ELLIOTT'S NFL REGULAR SEASON DEFENSIVE STATISTICS

DATE	TEAM	GP	GS	TACKLES					YDS	QBH	INTERCEPTIONS				O. FUMB			ST			MISC								
				TK	S	A	TFL	YDS			NO	YDS	LG	TD	PD	FF	FR	TD	YDS	TK	S	A	FF	FR	S	A			
2018	Ravens	0	0	0	0	0	0	0	0	0	0	0	0	0	0	0	0	0	0	0	0	0	0	0	0	0	0	0	0
2019	Ravens	6	0	3	3	0	0	0	0.0	0.0	0	0	0	0	1	0	0	0	0	0	3	3	0	0	0	0	0	0	0
2020	Ravens	16	16	80	51	29	3	15	2.5	14.0	5	0	0	0	4	2	0	0	0	0	0	0	0	0	0	0	0	0	0
2021	Ravens	6	6	23	19	4	3	9	1.0	6.0	3	1	0	0	2	0	0	0	0	0	0	0	0	0	0	0	0	0	0
2022	Lions	14	13	95	72	23	5	8	0.0	0.0	3	1	0	0	3	1	1	0	0	0	1	1	0	0	0	0	0	0	0
2023	Dolphins	15	15	82	53	29	1	0	0.0	0.0	0	1	0	0	7	0	1	0	0	0	0	0	0	0	0	0	0	0	0
2024	Steelers	2	2	13	5	8	1	4	0.0	0.0	0	1	0	0	2	0	0	0	0	0	0	0	0	0	0	0	0	0	0
NFL TOTALS		59	52	296	203	93	13	36	3.5	20.0	11	4	0	0	19	3	2	0	0	4	4	0	0	0	0	0	0	0	0

DESHON ELLIOTT'S NFL POSTSEASON DEFENSIVE STATISTICS

DATE	TEAM	GP	GS	TACKLES					YDS	QBH	INTERCEPTIONS				O. FUMB			ST			MISC								
				TK	S	A	TFL	YDS			NO	YDS	LG	TD	PD	FF	FR	TD	YDS	TK	S	A	FF	FR	S	A			
2018	Ravens	0	0	0	0	0	0	0	0.0	0.0	0	0	0	0	0	0	0	0	0	0	0	0	0	0	0	0	0	0	0
2019	Ravens	0	0	0	0	0	0	0	0.0	0.0	0	0	0	0	0	0	0	0	0	0	0	0	0	0	0	0	0	0	0
2020	Ravens	2	2	8	6	2	0	0	0.0	0.0	0	0	0	0	1	0	0	0	0	0	1	1	0	0	0	0	0	0	0
2023	Dolphins	1	1	9	3	6	0	0	0.0	0.0	0	0	0	0	0	0	0	0	0	0	0	0	0	0	0	0	0	0	0
NFL TOTALS		3	3	17	9	8	0	0	0.0	0.0	0	0	0	0	1	0	0	0	0	1	1	0	0	0	0	0	0	0	0

SINGLE-GAME HIGHS: DEFENSIVE

Total Tackles	13 at Los Angeles Chargers, Sep 10, 2023 12 at New England Patriots, Oct 09, 2022	Fumble Recoveries	1 at Minnesota Vikings, Sep 25, 2022 3 at New England Patriots, Oct 09, 2022
Solo Tackles	10 at New England Patriots, Oct 09, 2022 9 vs. Seattle Seahawks, Oct 02, 2022	Tackles For Loss	2 vs. Minnesota Vikings, Nov 07, 2021 ...1 more at 2.
Sacks	1.0 vs. Los Angeles Chargers, Oct 17, 2021 1.0 vs. Cincinnati Bengals, Oct 11, 2020 ...1 more at 1.0.	Interceptions	1 at Atlanta Falcons, Sep 08, 2024 1 vs. Buffalo Bills, Jan 07, 2024 ...2 more at 1.
Passes Defensed	2 at Atlanta Falcons, Sep 08, 2024 2 vs. Denver Broncos, Sep 24, 2023 ...1 more at 2.	Special Teams Tackles	1 at Dallas Cowboys, Oct 23, 2022 1 at Pittsburgh Steelers, Oct 06, 2019 ...2 more at 1.
Forced Fumbles	2 at Philadelphia Eagles, Oct 18, 2020 1 vs. Jacksonville Jaguars, Dec 04, 2022		

SINGLE-GAME HIGHS - POSTSEASON: DEFENSIVE

Total Tackles 4 at Buffalo Bills, Jan 16, 2021
4 at Tennessee Titans, Jan 10, 2021
Solo Tackles 3 at Buffalo Bills, Jan 16, 2021
3 at Tennessee Titans, Jan 10, 2021

Passes Defensed 1 at Tennessee Titans, Jan 10, 2021
Special Teams Tackles 1 at Buffalo Bills, Jan 16, 2021

2024 GAME-BY-GAME REGULAR-SEASON STATISTICS (STEELERS)

Table with columns for DATE, OPPONENT, P/S, TACKLES, INTERCEPTIONS, O. FUMB, ST, MISC, W/L, SCORE. Rows include games against Falcons and Broncos.

2023 GAME-BY-GAME REGULAR-SEASON STATISTICS (DOLPHINS)

Table with columns for DATE, OPPONENT, P/S, TACKLES, INTERCEPTIONS, O. FUMB, ST, MISC, W/L, SCORE. Rows include games against Chargers, Patriots, and Bills.

2022 GAME-BY-GAME REGULAR-SEASON STATISTICS (LIONS)

Table with columns for DATE, OPPONENT, P/S, TACKLES, INTERCEPTIONS, O. FUMB, ST, MISC, W/L, SCORE. Rows include games against Eagles, Commanders, and Vikings.

2021 GAME-BY-GAME REGULAR-SEASON STATISTICS (RAVENS)

Table with columns for DATE, OPPONENT, P/S, TACKLES, INTERCEPTIONS, O. FUMB, ST, MISC, W/L, SCORE. Rows include games against Raiders, Chiefs, and Lions.

+ Overtime

2018 GAME-BY-GAME POSTSEASON STATISTICS (RAVENS)

DATE	OPPONENT	P/S	TACKLES							INTERCEPTIONS					O. FUMB			ST					MISC		W/L	SCORE		
			TK	S	A	SK	YDS	TFL	YDS	QBH	NO	YDS	LG	TD	PD	FF	FR	TD	YDS	TK	S	A	FF	FR			S	A
01/06	Chargers																									L	17-23	
2018 TOTALS			0	0	0	0.0	0.0	0	0	0	0	0	0	0	0	0	0	0	0	0	0	0	0	0	0	0	0-1	



JALEN^S ELLIOTT

HEIGHT: 6-0
WEIGHT: 206
COLLEGE: Notre Dame
BORN: July 7, 1998

HOW ACQUIRED: FA '24
NFL EXPERIENCE: 3rd year
BIRTHPLACE: Richmond, VA



PRO CAREER

- ✦ Has played in eight career games (one start) in three-year NFL career (Pittsburgh 2023; Las Vegas 2022-2023; New England 2022; Detroit 2020-22)
- ✦ Has registered eight tackles (four solo) and four special teams tackles (three solo) in his two-year career (Lions 2020-22; New England 2022; Las Vegas 2022; Pittsburgh 2023)
- ✦ Made NFL debut in Week 7 of 2021 (at L.A. Rams)
- ✦ Made NFL starting debut in Week 14 of 2021 (at Denver)

2023 (STEELERS/RAIDERS)

- ✦ Did not play in a regular-season game but spent time on the Pittsburgh and Las Vegas practice squads

2022 (PATRIOTS/RAIDERS)

- ✦ Did not play in a regular-season game but spent time on the New England and Las Vegas practice squads

2021 (LIONS)

- ✦ Played in eight games (one start)
- ✦ Registered eight tackles (four solo)
- ✦ Recorded four special teams tackles (three solo)
- ✦ Started the season on practice squad before being signed to the active roster prior to Week 7
- ✦ Recorded a career-high five tackles (three solo) in Week 14 at Denver

TRANSACTIONS

- ✦ Signed a Reserve/Future contract with Pittsburgh on Jan. 18, 2024
- ✦ Signed to the Steelers practice squad on Oct. 31, 2023
- ✦ Waived by Pittsburgh on Aug. 28, 2023
- ✦ Signed with the Steelers on Aug. 8, 2023
- ✦ Waived by Las Vegas on May 1, 2023
- ✦ Signed a Reserve/Future contract with the Raiders on Jan. 9, 2023
- ✦ Signed to the Las Vegas practice squad on Nov. 9, 2022
- ✦ Waived by New England on Aug. 20, 2022
- ✦ Signed by the Patriots on Aug. 2, 2022
- ✦ Waived by Detroit on May 12, 2022
- ✦ Signed by the Lions on March 14, 2022
- ✦ Signed to the Detroit active roster on Nov. 9, 2021
- ✦ Signed to the Lions practice squad on Sept. 1, 2021
- ✦ Waived by Detroit on Aug. 31, 2021
- ✦ Signed to the Lions practice squad on Sept. 6, 2020
- ✦ Waived by Detroit on Sept. 5, 2020
- ✦ Signed with the Lions as an undrafted free agent in 2020

PERSONAL

- ✦ Prepped at Lloyd C. Bird H.S. (Richmond, Va.), where he guided his team to back-to-back (2013, '14) Virginia State Championships
- ✦ As a senior in 2015, threw for 928 passing yards and registered 14 tackles and five interceptions defensively en route to earning Virginia High School Coaches Association 5A All-State First Team honors

COLLEGE

- ✦ Played in 51 career games (39 starts) and registered 173 career tackles and six interceptions at Notre Dame (2016-19)
- ✦ Appeared and started in all 13 games as a senior captain in 2019, recording 49 tackles and two interceptions
- ✦ Appeared and started in all 13 games in 2018 and registered 67 tackles, four interceptions and seven passes defended
- ✦ Started all 13 games in 2017 and recorded 43 tackles (24 solo) and two passes defended as part of a defense that allowed only four plays of 40 yards or longer in 2017 — the second-fewest of any team in the FBS

JALEN ELLIOTT'S NFL REGULAR SEASON DEFENSIVE STATISTICS

DATE	TEAM	GP	GS	TACKLES							INTERCEPTIONS							O. FUMB			ST			MISC.					
				TK	S	A	TFL	YDS	SK	YDS	QBH	NO	YDS	LG	TD	PD	FF	FR	TD	YDS	TK	S	A	FF	FR	S	A		
2020	Lions	0	0	0	0	0	0	0	0	0	0	0	0	0	0	0	0	0	0	0	0	0	0	0	0	0	0		
2021	Lions	8	1	8	4	4	0	0	0	0	0	0	0	0	0	0	0	0	0	0	0	0	4	3	1	0	0	0	
2022	Raiders	0	0	0	0	0	0	0	0	0	0	0	0	0	0	0	0	0	0	0	0	0	0	0	0	0	0	0	
2023	Steelers	0	0	0	0	0	0	0	0	0	0	0	0	0	0	0	0	0	0	0	0	0	0	0	0	0	0	0	
2024	Steelers	0	0	0	0	0	0	0	0	0	0	0	0	0	0	0	0	0	0	0	0	0	0	0	0	0	0	0	
NFL TOTALS		8	1	8	4	4	0	0	0	0	0	0	0	0	0	0	0	0	0	0	0	0	0	4	3	1	0	0	0

JALEN ELLIOTT'S NFL POSTSEASON DEFENSIVE STATISTICS

DATE	TEAM	GP	GS	TACKLES							INTERCEPTIONS					O. FUMB			ST			MISC				
				TK	S	A	SK	YDS	TFL	YDS	QBH	NO	YDS	LG	TD	PD	FF	FR	TD	YDS	TK	S	A	FF	FR	S
2023	Steelers	0	0	0	0	0	0	0	0.0	0.0	0	0	0	0	0	0	0	0	0	0	0	0	0	0	0	0
NFL TOTALS		0	0	0	0	0	0	0	0.0	0.0	0	0	0	0	0	0	0	0	0	0	0	0	0	0	0	

SINGLE-GAME HIGHS: DEFENSIVE

- Total Tackles 5 at Denver Broncos, Dec 12, 2021
2 vs. Philadelphia Eagles, Oct 31, 2021
- Special Teams Tackles 3 at Pittsburgh Steelers, Nov 14, 2021
1 vs. Green Bay Packers, Jan 09, 2022
- Solo Tackles 3 at Denver Broncos, Dec 12, 2021
1 vs. Philadelphia Eagles, Oct 31, 2021

2024 GAME-BY-GAME REGULAR-SEASON STATISTICS (STEELERS)

DATE	OPPONENT	P/S	TACKLES							INTERCEPTIONS					O. FUMB			ST			MISC											
			TK	S	A	SK	YDS	TFL	YDS	QBH	NO	YDS	LG	TD	PD	FF	FR	TD	YDS	TK	S	A	FF	FR	S	A						
09/08	at Falcons		ON INACTIVE LIST																										W	18-10		
09/15	at Broncos		ON INACTIVE LIST																												W	13-6
2024 TOTALS			0	0	0	0	0	0	0	0	0	0	0	0	0	0	0	0	0	0	0	0	0	0	0	0	0	0	2-0			

2023 GAME-BY-GAME REGULAR-SEASON STATISTICS (STEELERS)

DATE	OPPONENT	P/S	TACKLES							INTERCEPTIONS					O. FUMB			ST			MISC											
			TK	S	A	SK	YDS	TFL	YDS	QBH	NO	YDS	LG	TD	PD	FF	FR	TD	YDS	TK	S	A	FF	FR	S	A						
11/02	Titans		PRACTICE SQUAD																											W	20-16	
11/12	Packers		PRACTICE SQUAD																												W	23-19
11/19	at Browns		PRACTICE SQUAD																												L	10-13
11/26	at Bengals		PRACTICE SQUAD																												W	16-10
12/23	Bengals		PRACTICE SQUAD																												W	34-11
12/31	at Seahawks		PRACTICE SQUAD																												W	30-23
01/06	at Ravens		PRACTICE SQUAD																												W	17-10
2023 TOTALS			0	0	0	0	0	0	0	0	0	0	0	0	0	0	0	0	0	0	0	0	0	0	0	0	0	0	6-1			

2022 GAME-BY-GAME REGULAR-SEASON STATISTICS (RAIDERS)

DATE	OPPONENT	P/S	TACKLES							INTERCEPTIONS					O. FUMB			ST			MISC													
			TK	S	A	SK	YDS	TFL	YDS	QBH	NO	YDS	LG	TD	PD	FF	FR	TD	YDS	TK	S	A	FF	FR	S	A								
11/13	Colts		PRACTICE SQUAD																												W	20-25		
11/20	at Broncos		PRACTICE SQUAD																													W	22-16	
11/27	at Seahawks		PRACTICE SQUAD																														W	40-34
12/04	Chargers		PRACTICE SQUAD																														W	27-20
12/08	at Rams		PRACTICE SQUAD																													L	16-17	
12/18	Patriots		PRACTICE SQUAD																													W	30-24	
12/24	at Steelers		PRACTICE SQUAD																													L	10-13	
01/01	49ers		PRACTICE SQUAD																														L	34-37
01/07	Chiefs		PRACTICE SQUAD																														L	13-31
2022 TOTALS			0	0	0	0	0	0	0	0	0	0	0	0	0	0	0	0	0	0	0	0	0	0	0	0	0	0	4-5					

+ Overtime

2021 GAME-BY-GAME REGULAR-SEASON STATISTICS (LIONS)

DATE	OPPONENT	P/S	TACKLES							INTERCEPTIONS					O. FUMB			ST			MISC													
			TK	S	A	SK	YDS	TFL	YDS	QBH	NO	YDS	LG	TD	PD	FF	FR	TD	YDS	TK	S	A	FF	FR	S	A								
09/12	49ers		PRACTICE SQUAD																													L	33-41	
09/20	at Packers		PRACTICE SQUAD																														L	17-35
09/26	Ravens		PRACTICE SQUAD																														L	17-19
10/03	at Bears		PRACTICE SQUAD																														L	14-24
10/10	at Vikings		PRACTICE SQUAD																														L	17-19
10/17	Bengals		PRACTICE SQUAD																														L	11-34
10/24	at Rams		0	0	0	0.0	0.0	0	0	0	0	0	0	0	0	0	0	0	0	0	0	0	0	0	0	0	0	0	0	L	19-28			
10/31	Eagles	P	2	1	1	0.0	0.0	0	0	0	0	0	0	0	0	0	0	0	0	0	0	0	0	0	0	0	0	0	0	L	6-44			
11/14	at Steelers	P	1	0	1	0.0	0.0	0	0	0	0	0	0	0	0	0	0	0	0	0	0	0	0	0	0	0	0	0	T	16-16				
11/21	at Browns	P	0	0	0	0.0	0.0	0	0	0	0	0	0	0	0	0	0	0	0	0	0	0	0	0	0	0	0	0	L	10-13				
11/25	Bears	P	0	0	0	0.0	0.0	0	0	0	0	0	0	0	0	0	0	0	0	0	0	0	0	0	0	0	0	0	L	14-16				
12/05	Vikings	P	0	0	0	0.0	0.0	0	0	0	0	0	0	0	0	0	0	0	0	0	0	0	0	0	0	0	0	0	W	29-27				
12/12	at Broncos	S	5	3	2	0.0	0.0	0	0	0	0	0	0	0	0	0	0	0	0	0	0	0	0	0	0	0	0	0	L	10-38				
12/19	Cardinals		RESERVE/COVID-19																													W	30-12	
12/26	at Falcons		ON INACTIVE LIST																													L	16-20	
01/02	at Seahawks		ON INACTIVE LIST																													L	29-51	
01/09	Packers	P	0	0	0	0.0	0.0	0	0	0	0	0	0	0	0	0	0	0	0	0	0	0	0	0	0	0	0	0	W	37-30				
2021 TOTALS		8-1	8	4	4	0.0	0.0	0	0	0	0	0	0	0	0	0	0	0	0	0	0	0	0	0	0	0	0	0	3-13-1					

2020 GAME-BY-GAME REGULAR-SEASON STATISTICS (LIONS)

DATE	OPPONENT	P/S	TACKLES							INTERCEPTIONS					O. FUMB			ST				MISC		W/L	SCORE		
			TK	S	A	SK	YDS	TFL	YDS	QBH	NO	YDS	LG	TD	PD	FF	FR	TD	YDS	TK	S	A	FF			FR	S
09/13	Bears																									L	23-27
09/20	at Packers																									L	21-42
09/27	at Cardinals																									W	26-23
10/04	Saints																									L	29-35
10/18	at Jaguars																									W	34-16
10/25	at Falcons																									W	23-22
11/01	Colts																									L	21-41
11/08	at Vikings																									L	20-34
11/15	Football Team																									W	30-27
11/22	at Panthers																									L	0-20
11/26	Texans																									L	25-41
12/06	at Bears																									W	34-30
12/13	Packers																									L	24-31
12/20	at Titans																									L	25-46
12/26	Buccaneers																									L	7-47
01/03	Vikings																									L	35-37
2020 TOTALS			0	0	0	0.0	0.0	0	0	0	0	0	0	0	0	0	0	0	0	0	0	0	0	0	0	5-11	

2023 GAME-BY-GAME POSTSEASON STATISTICS (STEELERS)

DATE	OPPONENT	P/S	TACKLES							INTERCEPTIONS					O. FUMB			ST				MISC		W/L	SCORE			
			TK	S	A	SK	YDS	TFL	YDS	QBH	NO	YDS	LG	TD	PD	FF	FR	TD	YDS	TK	S	A	FF			FR	S	A
01/15	at Bills																										L	17-31
2023 TOTALS			0	0	0	0.0	0.0	0	0	0	0	0	0	0	0	0	0	0	0	0	0	0	0	0	0	0	0-1	



TROY OTI FAUTANU

HEIGHT: 6-4
WEIGHT: 317
COLLEGE: Washington
BORN: October 11, 2000

HOW ACQUIRED: D1 '24
NFL EXPERIENCE: R
BIRTHPLACE: Henderson, NV



PRO CAREER

- ✦ Has yet to make NFL debut

TRANSACTIONS

- ✦ Signed a four-year contract with Pittsburgh on June 3, 2024
- ✦ Drafted by the Steelers in the first round (20th overall) of the 2024 NFL Draft

PERSONAL

- ✦ Played four seasons as an offensive and defensive lineman at Liberty H.S.
- ✦ Named to the Las Vegas Review Journal's First-Team All-Nevada in 2018
- ✦ USA Today First-Team All-Nevada
- ✦ First-Team All-Southwest League
- ✦ As a senior, helped Liberty advance to the championship game of the 2018 NIAA 4A Desert Region playoffs and also earned a spot in the semifinals of the 4A State playoffs
- ✦ As a junior in 2017, helped Liberty to an 11-2 overall record, the NIAA 4A Sunrise Region championship, and the 4A state semifinals
- ✦ Named to the First-Team All-Southeast League and was a second-team all-state selection by the Las Vegas Review Journal
- ✦ As a sophomore in 2016, team went 12-2 and won the 4A Sunrise championship before making it to the 4A state championship game
- ✦ Played on the varsity as a freshman, as Patriots went 11-2, won the Sunrise playoffs and made it to the Division I state championship game
- ✦ Listed by 247Sports as the No. 27 offensive guard prospect in the nation and the No. 2 overall recruit in Nevada
- ✦ Ranked by Rivals.com as the No. 50 offensive tackle in the nation and the No. 2 prospect in Nevada
- ✦ Named the No. 50 OT in the country and No. 3 Nevada recruit by ESPN
- ✦ Also played high school volleyball

COLLEGE

- ✦ 2023 Third-Team All-American (Associated Press)
- ✦ 2023 Morris Trophy Winner
- ✦ 2023 First-Team All-Pac-12
- ✦ 2022 Second-Team All-Pac-12
- ✦ 2022 Third-Team All-Pac-12 (Pro Football Focus, Phil Steele)
- ✦ 2020 Pac-12 Academic Honor Roll
- ✦ Played in 42 games (31 starts) in four-year career at Washington (2020-23)
- ✦ Started at left tackle in all 15 games in 2023
- ✦ Won the John P. Angel Offensive Power Player of the Year Award at the team's postseason banquet
- ✦ Started all 13 games in 2022
- ✦ Started at left tackle in the first three games of the year, and then at left guard vs. Stanford
- ✦ Returned to left tackle for the remainder of the year

TROY FAUTANU'S NFL REGULAR SEASON STATISTICS

DATE	TEAM	GP	GS
2024	Steelers	1	1
NFL TOTALS		1	1

2024 GAME-BY-GAME REGULAR-SEASON STATISTICS (STEELERS)

DATE	OPPONENT	P/S	W/L	SCORE
09/08	at Falcons		W	18-10
09/15	at Broncos	S	W	13-6
2024 TOTALS		1-1	2-0	

TROY FAUTANU'S COLLEGE STATISTICS

DATE	TEAM	GP	GS
2020	Washington	4	0
2021	Washington	10	3
2022	Washington	13	13
2023	Washington	15	15
TOTALS		42	31



JUSTIN QB
FIELDS

HEIGHT: 6-3
WEIGHT: 228
COLLEGE: Ohio State
BORN: March 5, 1999

HOW ACQUIRED: TR '24 (CHI)
NFL EXPERIENCE: 4th year
BIRTHPLACE: Kennesaw, GA



PRO CAREER

- ✦ Has played in 40 games (38 starts) in his four-year career (Chicago 2021-23)
- ✦ Has completed 578 of 958 passes for 6,674 yards and 40 TDs while rushing for an additional 2,220 yards on 356 attempts with 14 TDs
- ✦ Selected by the Bears with the 11th overall pick in the first round of the 2021 NFL Draft
- ✦ Chicago acquired the 11th overall selection after completing a trade with the N.Y. Giants
- ✦ Third Ohio State quarterback in the common draft era to be selected in the first round of an NFL draft, joining Art Schlichter (No. 4 overall pick in 1982) and Dwayne Haskins (No. 15 overall pick in 2019)
- ✦ Made NFL debut in Week 1 of 2021 (vs. L.A. Rams)
- ✦ Made NFL starting debut in Week 3 of 2021 (at Cleveland)

2023 (BEARS)

- ✦ Played in 13 regular-season games (13 starts) (missed four due to a right thumb injury)
- ✦ Completed 227-of-370 passes on season for 2,562 yards with 16 TDs
- ✦ Rushed 124 times for 657 yards (5.3 avg.) with four TDs
- ✦ Led all rushers with 59 yards in Week 1 vs. Green Bay and surpassed former Bears QB Jim Harbaugh (1,609) for second on the franchise all-time QB rushing list
- ✦ Completed 24-of-37 passes for 216 yards and one TD, including 10 passes in the first half for 96 yards, the sixth-most passing yards in a first-half in his career
- ✦ Reached 400 career completions in Week 3 against Kansas City, becoming the fifth Bears quarterback to reach 400 career completions in his first 30 games
- ✦ Finished Week 4 against Denver completing 29-of-35 passes for 335 yards and four TDs, marking career-highs in all three categories
- ✦ His 132.7 passer rating also set a new career high
- ✦ Completed 16-of-17 passes for 231 yards and three TDs in the first half in Week 4 vs. Denver
- ✦ Since 2000, Fields' 16 straight completions to open the game was the most consecutive completions to start a game by any quarterback in franchise history
- ✦ Eclipsed 40 total TDs and 30 passing TDs for his career with three in the first half
- ✦ Finished the first half in Week 5 at Washington with three TD passes for the second straight game
- ✦ First Bears quarterback since at least 1991 to pass for 3+ first-half TDs in consecutive weeks
- ✦ Finished the game completing 15-of-29 passes for 282 yards and four TDs and also rushed 11 times for 57 yards
- ✦ Fourth QB since the 1970 NFL-AFL merger to have 5,000 passing yards and 1,500 rushing yards within their first 30 QB starts
- ✦ Went 16-of-23 for 169 yards with one TD in Week 11 at Detroit – also rushed 18 times (matched career-high) for a season-high 104 yards
- ✦ Marked his fifth career 100-yard rushing game and first of the season
- ✦ Completed 27-of-37 passes for 217 yards and 12 rushes for 59 yards in Week 12 vs. Minnesota
- ✦ In Week 14, eclipsed 2,000 rushing yards for his career
- ✦ Second-fastest quarterback in NFL history to reach 2,000 rushing yards, needing only 36 games (Lamar Jackson, 33)
- ✦ Second-fastest quarterback in NFL history to reach 5,000 passing yards and 2,000 rushing yards (Jackson, 35 games)
- ✦ Reached 2,000 passing yards on season in Week 16 against Cardinals

2022 (BEARS)

- ✦ Played in and started 15 regular-season games
- ✦ Completed 192-of-318 passes for 242 yards with 17 TDs
- ✦ Rushed 160 times for 1,143 yards (7.1 avg.) with eight TDs
- ✦ Helped lead the Bears to a Week 1 victory vs. San Francisco, finishing the game with a pair of TDs and 121 yards on 8-of-17 passing, also adding 28 yards on the ground
- ✦ In Week 5 at Minnesota, finished the afternoon 15-of-21 passing for 208 yards and one TD, while also adding eight rushes for 47 yards on the ground
- ✦ Recorded a career-best passer rating of 118.8 as well as a completion percentage of 71.4
- ✦ In the Week 7 win against the Patriots, he finished the night completing 13-of-21 passes for 179 yards and two TDs (passing TD, rushing TD)
- ✦ Recorded a game-high 82 rushing yards on 14 attempts, his second performance with both a rushing and passing TD in the same game (vs. SF, 10/31/21)
- ✦ Finished 17-of-23 with 151 passing yards and two TDs against Dallas in Week 8 – also rushed eight times for 60 yards and a rushing TD
- ✦ Registered 424 total rushing yards in the first eight weeks of the season, which is the second-most among all NFL quarterbacks, and the second-most in franchise history by a Bears quarterback through the first eight games of the season, trailing only Bobby Douglass (556, 1972)
- ✦ Had one of the best performances of his career in Week 9 vs. Miami , completing 17-of-28 passes for 123 yards and three TDs, while also rushing 15 times for 178 yards and a TD
- ✦ Finished with a passer rating of 106.7, which was his second straight game with a passer rating above 100.0
- ✦ His rushing performance broke Michael Vick's previous single-game record of 173 rushing yards and stands as the highest rushing total by any NFL quarterback in a regular-season game in NFL history
- ✦ Surpassed Chicago's Bobby Douglass' 127-yard rushing performance on Dec. 17, 1972 to become the Bears' single-game franchise record-holder
- ✦ First player since at least 1950 to record 150+ rushing yards and 3+ passing TDs in a single game
- ✦ Joined Buffalo's Josh Allen, Cincinnati's Joe Burrow and Baltimore's Lamar Jackson as the only players entering Week 9 to record at least three TD passes and a rushing TD in the same game
- ✦ Followed up historic Week 9 performance with another great game against the Lions in Week 10, finishing with 147 yards on 13 rushes and two TDs while also completing 12-of-20 passes for 167 yards and two TDs
- ✦ First quarterback in Bears franchise history to post back-to-back games with 100+ rushing yards, and he's the first Bears player to rush for 100+ yards in consecutive games since Jordan Howard did so on Dec. 24, 2016 and Jan. 1, 2017
- ✦ Combined for 325 rushing yards in Weeks 9-10, which is the most total rushing yards in a two-game span by a quarterback in NFL history, surpassing Lamar Jackson's 268 combined yards which he recorded Oct. 13, 2019 through Oct. 20, 2019
- ✦ First quarterback in NFL history with a 60+ yard rushing TD in consecutive games
- ✦ Seventh offensive player to do so since 1994, the last player being Saquon Barkley on Dec. 22, 2019 and Dec. 29, 2019

- ✦ Led the team on the ground for the third straight game, finishing with 85 yards and a rushing TD on 18 attempts, while also going 14-of-21 for 153 yards and a passing TD in Week 11 at Atlanta
- ✦ Finished 20-of-25 passing for 254 yards in addition to seven rushes for 71 yards and a TD against the Packers in Week 13
- ✦ First quarterback on record to record three or more rushing TDs of 50+ yards in a single season, dating back to 1925
- ✦ Last players to log three rushing TDs of 50+ yards in a single season were running backs Derrick Henry and Christian McCaffrey, each doing so during the 2019 season
- ✦ The last Bears player to log three rushing TDs of 50+ yards was running back Neal Anderson, who did so during the 1988 season
- ✦ In Week 15 vs. Philadelphia, became the third quarterback in NFL history to rush for 1,000+ yards in a single season, joining Lamar Jackson and Michael Vick
- ✦ Recorded five consecutive games with 70+ rushing yards (Weeks 9-15), which is the longest streak by any QB since at least 1950
- ✦ His 132 rushing yards in Week 17 brought his total to 1,143 on the season, which moved him ahead of four-time Pro Bowler Michael Vick (1,039 rushing yards in 2006) for the second-most rushing yards by a quarterback in NFL history, trailing only Lamar Jackson's 1,206 yards from 2019

2021 (BEARS)

- ✦ Played in 12 regular-season games (10 starts)
- ✦ Threw for 1,870 yards and seven TDs
- ✦ Recorded 420 rushing yards and two rushing TDs
- ✦ Rushed for his first NFL TD in the third quarter of Week 1 at the L.A. Rams, in doing so he became the first Bears rookie quarterback to rush for a TD in his first career game since Johnny Lujack, who rushed for a TD against Green Bay in Week 2 of 1948
- ✦ Made first NFL start in Week 3 vs. Cleveland
- ✦ Started and completed 11 of 17 passes (64.7%) for 209 yards in the Week 4 win over the Lions; connected on a season-long 64-yard pass to Darnell Mooney
- ✦ Completed his first-career TD pass, a two-yarder to tight end Jesper Horsted with 13:16 to go in the second quarter to put Chicago in front during the Week 5 victory at the Raiders
- ✦ Rushed 10 times for a season-high 103 yards in Week 8 vs. San Francisco, becoming the first Bears QB to rush for 100+ yards since Bobby Douglass in 1973
- ✦ Completed 19 of 27 passes for 175 yards and a TD, and in doing so he became the third rookie QB (Robert Griffin and Marcus Mariota) with 100+ rush yards, rush TD & pass TD in single game in NFL history
- ✦ Completed 17-of-29 passes for a season-high 291 passing yards at the Steelers, his seven completions on balls 15+ yards downfield in Pittsburgh are tied for the most by a Bears QB over the past 15 seasons
- ✦ Inactive Weeks 12-13 due to injury
- ✦ Completed 26 of 39 passes for 285 yards, one TD and a rating of 96.6 vs. Minnesota in Week 15
- ✦ Inactive Weeks 16-18

TRANSACTIONS

- ✦ Acquired via trade with the Bears in exchange for the Steelers' sixth-round selection in the 2025 draft
- ✦ Signed a four-year contract with Chicago on June 10, 2021
- ✦ Drafted by Chicago in the first round (11th overall) of the 2021 NFL Draft

PERSONAL

- ✦ Five-star prospect in the 2018 recruiting cycle by every major scouting service from Harrison H.S. under head coach Matt Dickmann
- ✦ Rated as the No. 2 overall player in the Class of 2018 and the nation's top-ranked dual threat QB prospect
- ✦ Awarded MVP of the 2017 Elite 11 Quarterback Competition
- ✦ Totaled 4,187 passing yards, 41 passing TDs, 2,096 rushing yards and 28 rushing TDs in two years as a starter for Harrison H.S.
- ✦ Awarded 2018 Mr. Georgia Football by the Touchdown Club of Atlanta
- ✦ Named the 2017 Class 6A offensive player of the year by the Atlanta-Journal Constitution and the Associated Press, in addition to being named first-team all-state by both publications
- ✦ Played shortstop and second base for the Harrison H.S. varsity baseball team and was a highly-touted baseball prospect with MLB draft potential
- ✦ Son of Gina Tobey, and Ivant "Pablo" and Jo Ann Claudrick Fields
- ✦ Two younger sisters: Jaiden, a softball player at the University of Georgia, and Jessica
- ✦ Majored in consumer and family financial services at Ohio State

COLLEGE

- ✦ Posted a record of 20-2 as Ohio State's starting quarterback from 2019-20, including a 9-2 record against ranked opponents
- ✦ Two-time Big Ten Graham-George Offensive Player of the Year and Griese-Brees Quarterback of the Year (2019-20)
- ✦ Two-time First Team All-Big Ten (coaches and media, 2019-20)
- ✦ 2020 Chicago Tribune Silver Football Award winner
- ✦ 2019 Heisman Trophy finalist and Big Ten Football Championship Game MVP
- ✦ 2019 Second Team All-American by the Walter Camp Football Foundation, CBS Sports, Associated Press, American Football Coaches Association and Football Writers Association of America
- ✦ Accounted for 78 TDs in his two seasons (63 passing, 15 rushing), throwing for 5,373 yards (10th at Ohio State); also threw for 63 TDs (second at Ohio State) and completed 68.4 pct. of his passes (second at Ohio State) with just nine interceptions; also rushed for 867 yards and 15 TDs
- ✦ Had one of the greatest statistical seasons in the history of Ohio State football as a first-year starter in 2019 when he completed 67.2 percent of his passes for 3,273 yards while accounting for 51 TDs (41 passing, 10 rushing)
- ✦ First quarterback in Big Ten history with 40 passing TDs and 10 rushing TDs in the same season in 2019; his 41-3 TD-to-interception ratio was the best in the country; had a passer efficiency rating of 181.43, which was third-best nationally
- ✦ Most Valuable Player of the 2019 Big Ten Championship Game after throwing for 299 yards and three TDs in a 34-21 come-from-behind victory over No. 8 Wisconsin
- ✦ One week prior, threw for 302 yards and four TDs in a 56-27 win at No. 10 Michigan
- ✦ Third Ohio State quarterback in the last 50 years – Rex Kern and Craig Krenzler are the others – to win each of his first 13 games as the Buckeyes' starting QB
- ✦ Enrolled at Ohio State in January of 2019 after spending his freshman season at the University of Georgia
- ✦ Played in 12 of 14 games as a true freshman for Georgia in 2018 and was named to the coaches freshman All-SEC Team
- ✦ Completed 27 of 39 passes for 328 yards and four TDs and also had four rushing TDs
- ✦ Named the SEC freshman of the week on Nov. 19 after passing for 121 yards, rushing for 100 yards and accounting for three TDs in a 66-27 win over UMass.

JUSTIN FIELDS' NFL REGULAR SEASON PASSING STATISTICS

DATE	TEAM	GP	GS	ATT.	CMP.	PCT.	YDS	AVG.	TD	INT.	LG	SK	LST	RATE
2021	Bears	12	10	270	159	58.9	1,870	6.9	7	10	64	36	264	73.2
2022	Bears	15	15	318	192	60.4	2,242	7.1	17	11	56	55	359	85.2
2023	Bears	13	13	370	227	61.4	2,562	6.9	16	9	58	44	285	86.3
2024	Steelers	2	2	43	30	69.8	273	6.3	1	0	40	4	30	94.4
TOTALS		42	40	1,001	608	60.7	6,947	6.9	41	30	64	139	938	82.8

JUSTIN FIELDS' NFL REGULAR SEASON RUSHING STATISTICS

DATE	TEAM	NO.	YDS.	AVG.	LG	TD
2021	Bears	72	420	5.8	23	2
2022	Bears	160	1,143	7.1	67	8
2023	Bears	124	657	5.3	39	4
2024	Steelers	22	84	3.8	16	0
TOTALS		378	2,304	6.1	67	14

JUSTIN FIELDS' NFL REGULAR SEASON PASSING/RUSHING STATISTICS

DATE	TEAM	GP	GS	PASSING											RUSHING				
				ATT.	CMP.	PCT.	YDS	AVG.	TD	INT.	LG	SK	LST	RATE	NO.	YDS.	AVG.	LG	TD
2021	Bears	12	10	270	159	58.9	1,870	6.9	7	10	64	36	264	73.2	72	420	5.8	23	2
2022	Bears	15	15	318	192	60.4	2,242	7.1	17	11	56	55	359	85.2	160	1,143	7.1	67	8
2023	Bears	13	13	370	227	61.4	2,562	6.9	16	9	58	44	285	86.3	124	657	5.3	39	4
2024	Steelers	2	2	43	30	69.8	273	6.3	1	0	40	4	30	94.4	22	84	3.8	16	0
TOTALS		42	40	1,001	608	60.7	6,947	6.9	41	30	64	139	938	82.8	378	2,304	6.1	67	14

SINGLE-GAME HIGHS: QUARTERBACK

Pass Attempts	40 at Cleveland Browns, Dec 17, 2023 39 vs. Minnesota Vikings, Dec 20, 2021	Passer Rating	132.7 vs. Denver Broncos, Oct 01, 2023 125.3 at Washington Commanders, Oct 05, 2023
Pass Completions	28 vs. Denver Broncos, Oct 01, 2023 27 at Minnesota Vikings, Nov 27, 2023	Rush Attempts	18 at Detroit Lions, Nov 19, 2023 18 at Atlanta Falcons, Nov 20, 2022
Yards Passing	335 vs. Denver Broncos, Oct 01, 2023 291 at Pittsburgh Steelers, Nov 08, 2021	Rushing Yards	178 vs. Miami Dolphins, Nov 06, 2022 147 vs. Detroit Lions, Nov 13, 2022
TD Passes	4 at Washington Commanders, Oct 05, 2023 4 vs. Denver Broncos, Oct 01, 2023	Rushing Average	13.2 at Detroit Lions, Jan 01, 2023 11.9 vs. Miami Dolphins, Nov 06, 2022
Long Passes	64 vs. Detroit Lions, Oct 03, 2021 58 at Washington Commanders, Oct 05, 2023	Longest Runs	67 vs. Detroit Lions, Nov 13, 2022 61 vs. Miami Dolphins, Nov 06, 2022
Completion Percentage	80.0 vs. Denver Broncos, Oct 01, 2023 80.0 vs. Green Bay Packers, Dec 04, 2022	Rushing TDs	2 vs. Detroit Lions, Nov 13, 2022 1 vs. Atlanta Falcons, Dec 31, 2023 ...11 more at 1.

300-YARD PASSING GAMES (1): REGULAR SEASON

DATE	TEAM	NO.	YDS.	AVG.	LG	TD
10/01/23	BRONCOS	28	335	12.0	29t	4

2024 GAME-BY-GAME REGULAR-SEASON STATISTICS (STEELERS)

DATE	OPPONENT	P/S	PASSING											RUSHING				W/L	SCORE
			ATT	CMP	YDS	PCT	Y/A	Y/C	TD	INT	LG	SK/YD	RATE	ATT	YDS	LG	TD		
09/08	at Falcons	S	23	17	156	73.9	6.8	9.2	0	0	40	2/23	91.9	14	57	12	0	W	18-10
09/15	at Broncos	S	20	13	117	65.0	5.9	9.0	1	0	16	2/7	97.3	8	27	16	0	W	13-6
2024 TOTALS	2-2		43	30	273	69.8	6.3	9.1	1	0	40	4/30	94.4	22	84	16	0	2-0	

2023 GAME-BY-GAME REGULAR-SEASON STATISTICS (BEARS)


DATE	OPPONENT	P/S	PASSING											RUSHING				W/L	SCORE
			ATT	CMP	YDS	PCT	Y/A	Y/C	TD	INT	LG	SK/YD	RATE	ATT	YDS	LG	TD		
09/10	Packers	S	37	24	216	64.9	5.8	9.0	1	1	23	4/27	78.2	9	59	10	0	L	20-38
09/17	at Buccaneers	S	29	16	211	55.2	7.3	13.2	1	2	33	6/42	61.1	4	3	5	1	L	17-27
09/24	at Chiefs	S	22	11	99	50.0	4.5	9.0	1	1	29	3/12	58.7	11	47	17	0	L	10-41
10/01	Broncos	S	35	28	335	80.0	9.6	12.0	4	1	29t	4/35	132.7	4	25	20	0	L	28-31
10/05	at Commanders	S	29	15	282	51.7	9.7	18.8	4	0	58	3/9	125.3	11	57	14	0	W	40-20
10/15	Vikings	S	10	6	58	60.0	5.8	9.7	0	1	39	4/18	36.7	8	46	13	0	L	13-19
10/22	Raiders																	W	30-12
10/29	at Chargers																	L	13-30
11/05	at Saints																	L	17-24
11/09	Panthers																	W	16-13
11/19	at Lions	S	23	16	169	69.6	7.3	10.6	1	0	39t	2/18	105.2	18	104	29	0	L	26-31
11/27	at Vikings	S	37	27	217	73.0	5.9	8.0	0	0	36	3/18	87.3	12	59	14	0	W	12-10
12/10	Lions	S	33	19	223	57.6	6.8	11.7	1	0	41	3/29	88.3	12	58	19	1	W	28-13
12/17	at Browns	S	40	19	166	47.5	4.2	8.7	1	2	30	3/18	46.5	7	30	15	0	L	17-20
12/24	Cardinals	S	27	15	170	55.6	6.3	11.3	1	1	53	1/0	71.5	9	97	39	1	W	27-16
12/31	Falcons	S	32	20	268	62.5	8.4	13.4	1	0	32	3/28	99.5	11	45	13	1	W	37-17
01/07	at Packers	S	16	11	148	68.8	9.3	13.5	0	0	33	5/31	97.8	8	27	7	0	L	9-17
2023 TOTALS	13-13		370	227	2,562	61.4	6.9	11.3	16	9	58	44/285	86.3	124	657	39	4	7-10	

2022 GAME-BY-GAME REGULAR-SEASON STATISTICS (BEARS)

DATE	OPPONENT	P/S	PASSING											RUSHING				W/L	SCORE
			ATT	CMP	YDS	PCT	Y/A	Y/C	TD	INT	LG	SK/YD	RATE	ATT	YDS	LG	TD		
09/11	49ers	S	17	8	121	47.1	7.1	15.1	2	1	51t	2/16	85.7	11	28	12	0	W	19-10
09/18	at Packers	S	11	7	70	63.6	6.4	10.0	0	1	30	3/22	43.8	8	20	7	1	L	10-27
09/25	Texans	S	17	8	106	47.1	6.2	13.3	0	2	24	5/24	27.7	8	47	29	0	W	23-20
10/02	at Giants	S	22	11	174	50.0	7.9	15.8	0	0	56	6/19	76.7	7	52	16	0	L	12-20
10/09	at Vikings	S	21	15	208	71.4	9.9	13.9	1	0	39	2/15	118.8	8	47	12	0	L	22-29
10/13	Commanders	S	27	14	190	51.9	7.0	13.6	1	1	40t	5/36	71.5	12	88	39	0	L	7-12
10/24	at Patriots	S	21	13	179	61.9	8.5	13.8	1	1	26	4/32	85.2	14	82	20	1	W	33-14
10/30	at Cowboys	S	23	17	151	73.9	6.6	8.9	2	0	36	4/25	120.0	8	60	15	1	L	29-49
11/06	Dolphins	S	28	17	123	60.7	4.4	7.2	3	0	18t	2/7	106.7	15	178	61t	1	L	32-35
11/13	Lions	S	20	12	167	60.0	8.4	13.9	2	1	50t	3/17	99.4	13	147	67t	2	L	30-31
11/20	at Falcons	S	21	14	153	66.7	7.3	10.9	1	1	32	4/25	84.0	18	85	17	1	L	24-27
11/27	at Jets																	L	10-31
12/04	Packers	S	25	20	254	80.0	10.2	12.7	0	2	56	0/0	75.7	6	71	55t	1	L	19-28
12/18	Eagles	S	21	14	152	66.7	7.2	10.9	2	0	35t	6/61	119.5	15	95	39	0	L	20-25
12/24	Bills	S	23	15	119	65.2	5.2	7.9	1	0	44	2/15	92.5	7	11	7	0	L	13-35
01/01	at Lions	S	21	7	75	33.3	3.6	10.7	1	1	16	7/45	40.8	10	132	60	0	L	10-41
01/08	Vikings																	L	13-29
2022 TOTALS			15-15	318	192	2,242	60.4	7.1	11.7	17	11	56	55/359	85.2	160	1143	67T	8	3-14

2021 GAME-BY-GAME REGULAR-SEASON STATISTICS (BEARS)

DATE	OPPONENT	P/S	PASSING											RUSHING				W/L	SCORE
			ATT	CMP	YDS	PCT	Y/A	Y/C	TD	INT	LG	SK/YD	RATE	ATT	YDS	LG	TD		
09/12	at Rams	P	2	2	10	100.0	5.0	5.0	0	0	9	0/0	87.5	1	3	3t	1	L	14-34
09/19	Bengals	P	13	6	60	46.2	4.6	10.0	0	1	21	2/25	27.7	10	31	10	0	W	20-17
09/26	at Browns	S	20	6	68	30.0	3.4	11.3	0	0	18	9/67	41.2	3	12	7	0	L	6-26
10/03	Lions	S	17	11	209	64.7	12.3	19.0	0	1	64	1/24	82.7	3	9	11	0	W	24-14
10/10	at Raiders	S	20	12	111	60.0	5.6	9.3	1	0	18	2/10	91.9	3	4	3	0	W	20-9
10/17	Packers	S	27	16	174	59.3	6.4	10.9	1	1	21	4/37	75.2	6	43	16	0	L	14-24
10/24	at Buccaneers	S	32	22	184	68.8	5.8	8.4	0	3	22	4/16	44.3	8	38	16	0	L	3-38
10/31	49ers	S	27	19	175	70.4	6.5	9.2	1	1	22	4/27	84.6	10	103	22t	1	L	22-33
11/08	at Steelers	S	29	17	291	58.6	10.0	17.1	1	1	50	3/13	89.9	8	45	8	0	L	27-29
11/21	Ravens	S	11	4	79	36.4	7.2	19.8	0	0	29	2/1	62.3	4	23	8	0	L	13-16
11/25	at Lions																	W	16-14
12/05	Cardinals																	L	22-33
12/12	at Packers	S	33	18	224	54.5	6.8	12.4	2	2	54t	2/14	70.8	9	74	20	0	L	30-45
12/20	Vikings	S	39	26	285	66.7	7.3	11.0	1	0	27	3/30	96.6	7	35	23	0	L	9-17
12/26	at Seahawks																	W	25-24
01/02	Giants																	W	29-3
01/09	at Vikings																	L	17-31
2021 TOTALS			12-10	270	159	1,870	58.9	6.9	11.8	7	10	64	36/264	73.2	72	420	23	2	6-11



MINKAH^S FITZPATRICK

HEIGHT: 6-1
WEIGHT: 207
COLLEGE: Alabama
BORN: November 17, 1996

HOW ACQUIRED: TR '19 (MIA)
NFL EXPERIENCE: 7th year
BIRTHPLACE: Old Bridge, NJ



PRO CAREER

- ✦ Four-time Pro Bowler (2019, 2020, 2022, 2023)
- ✦ Three-time Associated Press First Team All-Pro (2019, 2020, 2022)
- ✦ Three-time PFW/PFWA All-NFL Team (3) (2019, 2020, 2022)
- ✦ Has played in 89 games (84 starts) over his six-year NFL career (Dolphins 2018-19; Steelers 2018-23)
- ✦ four interception returns for TDs, two quarterback hits and one fumble recovery for TD
- ✦ His five defensive TDs lead the NFL since he entered the League in 2018 and lead the NFL among active players
- ✦ His four interceptions returned for TDs are the third-most in the NFL since he entered the League in 2018
- ✦ His 19 interceptions rank eighth in the NFL since he entered the League in 2018
- ✦ His 22 total takeaways (17 interceptions and five fumble recoveries) are tied for the fourth-most in the NFL since the start of the 2019 season
- ✦ His 26 combined interceptions, forced fumbles and fumble recoveries are tied for the fourth-most in the NFL since the start of the 2019 season
- ✦ Is the fourth player in NFL history with an interception return for TD in four of his first five seasons, joining Nate Clements, Pro Football Hall of Famer Ken Houston and Deion Jones
- ✦ Has had three seasons for the Steelers with at least four interceptions
- ✦ Has registered at least two passes defended in a game 10 times in his career
- ✦ Has registered at least two interceptions in a game twice in his career
- ✦ Has registered 10 or more tackles in 12 career games
- ✦ Made NFL debut in Week 1 of 2018 (vs. Tennessee)
- ✦ Made NFL starting debut in Week 3 of 2018 (vs. Oakland)

2023 (STEELERS)

- ✦ Played in and started 10 regular-season games
- ✦ Led the Steelers with 54 tackles (37 solo) when he suffered an injury in Week 8 vs. Jacksonville
- ✦ Missed the next four games before returning in Week 13 vs. Arizona, but was lost again in Week 15 at Indianapolis
- ✦ Missed Weeks 16-18 with a knee injury
- ✦ Registered 64 tackles (43 solo), three passes defended and one tackle for loss
- ✦ Recorded 11 tackles in Week 3 at Las Vegas, Week 4 at Houston and Week 7 at L.A. Rams
- ✦ Finished with six tackles (five solo) and two passes defended in Week 2 vs. Cleveland

2022 (STEELERS)

- ✦ Played in and started 15 regular-season games
- ✦ Registered 92 tackles (55 solo), 10 passes defended, six interceptions, one tackle for loss, one quarterback hit and one interception returned for a TD
- ✦ His six interceptions were the most by a Steeler in a season since Troy Polamalu in 2010 (seven), tied for the 12th-most in single-season franchise history and ranked tied-first in the League for the season
- ✦ Finished tied-first in the League in interceptions
- ✦ Became the first Steelers player with an interception in each of the first two games of the season since Troy Polamalu in 2010
- ✦ Was voted the Steelers' 2022 Most Valuable Player by his teammates
- ✦ Received Pro Bowl and Associated Press First Team All-Pro nominations for the third time in his career
- ✦ Had three games with at least 10 tackles (14, Week 1 at Cincinnati; 11, Week 14 vs. Baltimore; 10, Week 18 vs. Cleveland)
- ✦ Was named the AFC Defensive Player of the Week for his performance in Week 1 at Cincinnati (14 total tackles, 10 solo tackles, one interception return for TD, one pass defended and one blocked PAT)
- ✦ Intercepted Cincinnati QB Joe Burrow on his first pass of the game for a touchdown and later blocked the Bengals game-winning PAT to send the game into overtime for a Steelers victory in Week 1
- ✦ Intercepted New England QB Mac Jones at the Steelers' 21-yard line for a 13-yard return in Week 2 vs. New England
- ✦ Picked off Jets QB Zach Wilson at the Jets' 38-yard line and returned it to the four-yard line, allowing the Steelers' offense to get in the end zone three plays later
- ✦ Sealed his team's 19-16 victory at Atlanta in Week 13 by catching a game-ending interception on the first play of the Falcons' final drive
- ✦ Had two consecutive games with interceptions in Week 16 vs. Las Vegas and Week 17 at Baltimore

2021 (STEELERS)

- ✦ Started all 16 regular-season games
- ✦ Recorded double digit tackles in Weeks 1 (10), 5 (10), 14 (14) and 15 (12) during the 2021 season
- ✦ Led the team in solo tackles (84) and combined tackles (124)
- ✦ Tipped a pass from Bengals QB Joe Burrow that was intercepted by S Terrell Edmunds for a Steelers turnover in Week 3 vs Cincinnati
- ✦ Forced a QB Geno Smith fumble in the fourth quarter vs Seattle in Week 6
- ✦ Recorded his first interception of the season at Cincinnati in Week 12, picking off Joe Burrow for an 18-yard return
- ✦ Intercepted QB Lamar Jackson in Week 13 for his second interception in as many weeks

2020 (STEELERS)

- ✦ Started all 16 regular-season games
- ✦ Registered 79 tackles (60 solo), 11 passes defended, four interceptions, one forced fumble, one fumble recovery, one tackle for loss and one interception return for TD
- ✦ One of two players in the NFL in 2020 with at least four interceptions, one forced fumble and one fumble recovery (Marcus Peters, Baltimore)
- ✦ Ranked tied for sixth in the NFL with five takeaways (four interceptions, one fumble recovery) in 2020
- ✦ Ranked tied for seventh in the NFL with four interceptions in 2020
- ✦ Three of his six combined interceptions (four), forced fumbles (one) and fumble recoveries (one) in 2020 came inside the Steelers' red zone
- ✦ Intercepted a pass from Browns QB Baker Mayfield at the Browns' 33-yard line and returned it for a TD that gave the Steelers a 10-0 first-quarter lead in Week 6 of 2020
- ✦ Picked off two passes in Week 10 at Jacksonville
- ✦ Registered an interception and fumble recovery in the 24-19 victory at Dallas in Week 9

2019 (STEELERS)

- ✦ Started all 16 regular-season games (14 for the Steelers and two for the Dolphins)
- ✦ Registered 57 tackles (36 solo) and added nine passes defended, five interceptions, two forced fumbles, one fumble recovery, one QB hit and one tackle for loss
- ✦ Involved in eight of the Steelers' 37 takeaways (five interceptions, one forced fumble and two fumble recoveries)
- ✦ His seven total takeaways (interceptions and fumble recoveries) ranked tied for most in the NFL
- ✦ His eight combined interceptions, forced fumbles and fumble recoveries ranked tied for third in the NFL
- ✦ Registered at least one interception in three consecutive games (Weeks 8-10) - tied for the fourth-longest streak in franchise history
- ✦ Ranked tied for fourth in the NFL with five interceptions in 2019
- ✦ His five interceptions in 2019 were the most by a Steeler in a single season since Troy Polamalu had seven picks in 2010
- ✦ Fitzpatrick, Marcus Peters (Baltimore), Marlon Humphrey (Baltimore), Jamal Adams (New York Jets), Jadeveon Clowney (Seattle Seahawks) and Erik Harris (Oakland) were the only players in the NFL with multiple defensive TDs in 2019
- ✦ First player in franchise history to have five or more interceptions and two or more fumble recoveries in his first or second NFL season
- ✦ First Steeler with multiple interceptions in a game since CB Brice McCain had two against Cincinnati on Dec. 28, 2014
- ✦ First NFL player to pick off a quarterback with the same last name twice in a game since Detroit Lions' CB Levi Johnson intercepted Denver Broncos QB Charley Johnson twice in Week 12 of 1974
- ✦ First player in the Super Bowl era to intercept two or more passes against a team he played for earlier that season
- ✦ Recorded a 96-yard interception return for TD (11/3/19), which was the second-longest interception return in Steelers regular season history (Martin Kottler: 99 yards, 9/27/33)
- ✦ First Steeler with defensive TDs in back-to-back weeks since Sam Washington in Week 3 and 4 of the 1984 season
- ✦ First Steeler to have a fumble return TD and a pick-six in the same season since 1996 (Carnell Lake and Ron Woodson)
- ✦ First Steeler with five interceptions in the first nine weeks of the season since S Darren Perry in 1994, and Fitzpatrick did it in just seven games
- ✦ Registered an interception in three consecutive games for the first time in his career (Weeks 9-11 in 2019), which is tied for the fourth-longest streak in franchise history
- ✦ First Steeler with an interception in three consecutive games since Troy Polamalu accomplished the feat in Weeks 11-14 of 2008
- ✦ In his first game as a Steeler, recorded five tackles (four solo), an interception, a forced fumble and a pass defended in Week 3 at San Francisco
- ✦ First Steeler to have an interception and forced fumble in the same game since William Gay vs. Indianapolis on Nov. 24, 2016
- ✦ Registered two interceptions in a single game for the first time in his career in Week 8 vs. Miami (his old team)
- ✦ First player in the Super Bowl era to intercept two or more passes against a team he played for earlier that season
- ✦ First Steeler with multiple interceptions in a game since CB Brice McCain had two against Cincinnati on Dec. 28, 2014 (W, 27-17)

2018 (DOLPHINS)

- ✦ Played in 16 regular-season games (11 starts)
- ✦ Recorded 79 tackles (50 solo), two interceptions and nine passes defended; one interception return for a TD
- ✦ His 79 tackles were 10th among NFL rookies
- ✦ Registered 10 tackles (four solo), one interception and two passes defended in Week 4 at New England
- ✦ Picked off QB Tom Brady and returned it 14 yards in the 4th quarter for his first career interception
- ✦ Recorded seven tackles (six solo) and started at CB vs. New England in Week 14
- ✦ Registered six solo tackles, one interception and two passes defended in Week 15 at Minnesota
- ✦ Intercepted QB Kirk Cousins and returned it 50 yards for a TD in the 2nd quarter vs. Vikings

TRANSACTIONS

- ✦ Signed a four-year contract extension with Pittsburgh on June 15, 2022
- ✦ Pittsburgh exercised a fifth-year option for 2022
- ✦ Acquired, via trade with Dolphins, along with Miami's fourth-round selection in the 2020 draft and seventh-round selection in the 2021 draft in exchange for the Steelers' first and fifth-round selections in the 2020 draft and the team's sixth-round pick in the 2021 draft
- ✦ Signed a four-year contract with Miami on June 1, 2018
- ✦ Drafted by the Miami Dolphins in the first round (11th overall) of the 2018 NFL Draft

PERSONAL

- ✦ Attended St. Peter's Prep (Jersey City, N.J.)
- ✦ Played wide receiver and defensive back
- ✦ Listed as the No. 4 cornerback in the nation coming out of high school
- ✦ Named to the 2015 Parade All-America team
- ✦ Selected to participate in the 2015 Under Armour All-America Game and Nike's 2014 "The Opening"
- ✦ 2014 second team All-USA selection by USA Today
- ✦ Earned first-team MaxPreps.com Junior All-American accolades in 2013
- ✦ Had 60 tackles and three interceptions as a senior in 2014
- ✦ Accounted for 62 tackles with four picks and 21 pass breakups as a junior in 2013 while earning first-team All-State honors (non-public) and first-team All-Hudson County honors
- ✦ Two interceptions and 12 pass breakups as a sophomore
- ✦ Ran track, placing first at the Hudson County Championships with times of 10.86 seconds and 21.66 seconds in the 100 and 200 meters, respectively

COMMUNITY

- ✦ Raised \$59,000 for KidsVoice last season through his Unshackled Foundation tackle campaign
- ✦ Registered 171 tackles (109 solo), 4.5 sacks, nine interceptions, 35 passes defensed and two forced fumbles over his collegiate career, while recording one blocked field goal and one blocked punt on special teams
- ✦ Won the Chuck Bednarik Award given to the nation's top defensive player, won the Jim Thorpe Award given to the nation's top defensive back and became just the third player in NCAA history to win both awards joining CB Charles Woodson and CB Patrick Peterson as a junior in 2017
- ✦ Unanimous first-team All-American, a first-team SEC selection, and a finalist for the Jason Witten Collegiate Man of the Year (player who demonstrates a record of leadership by exhibiting exceptional courage, integrity and sportsmanship on and off the field), the Lombardi Award (based on performance, leadership, character and resiliency), the Bronko Nagurski Trophy (best defensive player) and the Lott IMPACT Trophy (best defensive player in character and performance) in 2017
- ✦ Helped Alabama to a victory in the College Football Playoff National Championship in 2017
- ✦ First-team All-American and first-team SEC selection as well as a semi-finalist for the Jim Thorpe Award as a sophomore in 2016
- ✦ Named a Freshman All-American selection in 2015

COLLEGE

- ✦ Played in 42 games (38 starts) as three year-starter at Alabama (2015-17)
- ✦ Registered 171 tackles (109 solo), 4.5 sacks, nine interceptions, 35 passes defensed and two forced fumbles over his collegiate career, while recording one blocked field goal and one blocked punt on special teams
- ✦ Won the Chuck Bednarik Award given to the nation's top defensive player, won the Jim Thorpe Award given to the nation's top defensive back and became just the third player in NCAA history to win both awards joining CB Charles Woodson and CB Patrick Peterson as a junior in 2017
- ✦ Unanimous first-team All-American, a first-team SEC selection, and a finalist for the Jason Witten Collegiate Man of the Year (player who demonstrates a record of leadership by exhibiting exceptional courage, integrity and sportsmanship on and off the field), the Lombardi Award (based on performance, leadership, character and resiliency), the Bronko Nagurski Trophy (best defensive player) and the Lott IMPACT Trophy (best defensive player in character and performance) in 2017
- ✦ Helped Alabama to a victory in the College Football Playoff National Championship in 2017
- ✦ First-team All-American and first-team SEC selection as well as a semi-finalist for the Jim Thorpe Award as a sophomore in 2016
- ✦ Named a Freshman All-American selection in 2015

REGULAR SEASON COMPARISON: DEFENSIVE - LOS ANGELES CHARGERS

DATE	OPP	W/L	GP/GS	TACKLES					ASST	SACK	YDS.	INT	TFL	PD	QBH	TD	MISC	
				TOT	SOLO	TFL	YDS	SK									FF	FR
10/13/19	PIT @ LAC	W	S	5	5	0	0.0	0.0	0	0	0	1	0	0	0	0	0	
TOTALS		1/0	1/1	5	5	0	0.0	0.0	0	0	0	1	0	0	0	0	0	

MINKAH FITZPATRICK'S NFL REGULAR SEASON DEFENSIVE STATISTICS

DATE	TEAM	GP	GS	TACKLES					YDS	QBH	INTERCEPTIONS				O. FUMB			ST		MISC							
				TK	S	A	TFL	YDS			SK	NO	YDS	LG	TD	PD	FF	FR	TD	YDS	TK	S	A	FF	FR	S	A
2018	Dolphins	16	11	79	50	29	2	5	0.0	0.0	0	2	64	50t	1	9	0	0	0	0	1	1	0	0	0	0	
2019	Dolphins	2	2	11	7	4	0	0	0.0	0.0	0	0	0	0	0	1	1	0	0	1	1	0	0	0	0		
Went from Miami to Pittsburgh																											
2019	Steelers	14	14	57	36	21	1	1	0.0	0.0	1	5	130	96t	1	9	1	2	1	79	0	0	0	0	0	0	
2019	TOTAL	16	16	68	43	25	1	1	0.0	0.0	1	5	130	96t	1	9	2	3	1	79	1	1	0	0	0	0	
2020	Steelers	16	16	79	60	19	1	1	0.0	0.0	0	4	77	37	1	11	1	1	0	-1	0	0	0	0	0	0	
2021	Steelers	16	16	124	84	40	1	1	0.0	0.0	0	2	18	18	0	7	1	1	0	-1	0	0	0	0	0	0	
2022	Steelers	15	15	96	56	40	1	4	0.0	0.0	1	6	94	34	1	11	0	0	0	0	0	0	0	0	0	0	
2023	Steelers	10	10	64	43	21	1	1	0.0	0.0	0	0	0	0	0	3	0	0	0	0	0	0	0	0	0	0	
2024	Steelers	2	2	14	11	3	0	0	0.0	0.0	0	0	0	0	0	0	0	0	0	0	0	0	0	0	0	0	
NFL TOTALS		91	86	524	347	177	7	13	0.0	0.0	2	19	383	96t	4	50	4	5	1	77	2	2	0	0	0	0	

MINKAH FITZPATRICK'S NFL POSTSEASON DEFENSIVE STATISTICS

DATE	TEAM	GP	GS	TACKLES					YDS	QBH	INTERCEPTIONS				O. FUMB			ST		MISC						
				TK	S	A	TFL	YDS			SK	NO	YDS	LG	TD	PD	FF	FR	TD	YDS	TK	S	A	FF	FR	S
2020	Steelers	1	1	6	4	2	0	0	0.0	0.0	0	0	0	0	0	0	0	0	0	0	0	0	0	0	0	0
2021	Steelers	1	1	6	5	1	0	0	0.0	0.0	0	0	0	0	0	0	0	0	0	0	0	0	0	0	0	0
2023	Steelers	1	1	10	5	5	1	4	0.0	0.0	0	0	0	0	0	0	0	0	0	0	0	0	0	0	0	0
NFL TOTALS		3	3	22	14	8	1	4	0.0	0.0	0	0	0	0	0	0	0	0	0	0	0	0	0	0	0	0

SINGLE-GAME HIGHS: DEFENSIVE

Total Tackles	14 at Cincinnati Bengals, Sep 11, 2022	Tackles For Loss	1 vs. New England Patriots, Dec 07, 2023
	14 vs. Tennessee Titans, Dec 19, 2021		1 at Atlanta Falcons, Dec 04, 2022
Solo Tackles	12 vs. Tennessee Titans, Dec 19, 2021		...5 more at 1.
	10 at Cincinnati Bengals, Sep 11, 2022	Interceptions	2 at Jacksonville Jaguars, Nov 22, 2020
Passes Defensed	2 vs. Cleveland Browns, Sep 18, 2023		2 vs. Miami Dolphins, Oct 28, 2019
	2 vs. New York Jets, Oct 02, 2022	Interception Return Yards	96 vs. Indianapolis Colts, Nov 03, 2019
	...8 more at 2.		50 at Minnesota Vikings, Dec 16, 2018
Forced Fumbles	1 vs. Seattle Seahawks, Oct 17, 2021	Special Teams Tackles	1 vs. Baltimore Ravens, Sep 08, 2019
	1 at Baltimore Ravens, Nov 01, 2020		1 vs. Detroit Lions, Oct 21, 2018
	...2 more at 1.	Longest Opp Fumble Return	43 vs. Los Angeles Rams, Nov 10, 2019
Fumble Recoveries	1 vs. Tennessee Titans, Dec 19, 2021		36 at Cincinnati Bengals, Nov 24, 2019
	1 at Dallas Cowboys, Nov 08, 2020		
	...3 more at 1.		

SINGLE-GAME HIGHS - POSTSEASON: DEFENSIVE

Total Tackles	10 at Buffalo Bills, Jan 15, 2024	Tackles For Loss	1 at Buffalo Bills, Jan 15, 2024
	6 at Kansas City Chiefs, Jan 16, 2022		
	6 vs. Cleveland Browns, Jan 10, 2021		
Solo Tackles	5 at Buffalo Bills, Jan 15, 2024		
	5 at Kansas City Chiefs, Jan 16, 2022		
	4 vs. Cleveland Browns, Jan 10, 2021		

2024 GAME-BY-GAME REGULAR-SEASON STATISTICS (STEELERS)

DATE	OPPONENT	P/S	TACKLES							INTERCEPTIONS				O. FUMB			ST			MISC		W/L	SCORE						
			TK	S	A	SK	YDS	TFL	YDS	QBH	NO	YDS	LG	TD	PD	FF	FR	TD	YDS	TK	S			A	FF	FR	S	A	
09/08	at Falcons	S	7	6	1	0.0	0.0	0	0	0	0	0	0	0	0	0	0	0	0	0	0	0	0	0	0	0	0	W	18-10
09/15	at Broncos	S	7	5	2	0.0	0.0	0	0	0	0	0	0	0	0	0	0	0	0	0	0	0	0	0	0	0	W	13-6	
2024 TOTALS		2-2	14	11	3	0.0	0.0	0	0	0	0	0	0	0	0	0	0	0	0	0	0	0	0	0	0	0	2-0		

2023 GAME-BY-GAME REGULAR-SEASON STATISTICS (STEELERS)

DATE	OPPONENT	P/S	TACKLES							INTERCEPTIONS				O. FUMB			ST			MISC		W/L	SCORE					
			TK	S	A	SK	YDS	TFL	YDS	QBH	NO	YDS	LG	TD	PD	FF	FR	TD	YDS	TK	S			A	FF	FR	S	A
09/10	49ers	S	4	3	1	0.0	0.0	0	0	0	0	0	0	0	0	0	0	0	0	0	0	0	0	0	0	0	L	7-30
09/18	Browns	S	6	5	1	0.0	0.0	0	0	0	0	0	0	2	0	0	0	0	0	0	0	0	0	0	0	0	W	26-22
09/24	at Raiders	S	11	7	4	0.0	0.0	0	0	0	0	0	0	0	0	0	0	0	0	0	0	0	0	0	0	0	W	23-18
10/01	at Texans	S	11	7	4	0.0	0.0	0	0	0	0	0	0	0	0	0	0	0	0	0	0	0	0	0	0	0	L	6-30
10/08	Ravens	S	9	7	2	0.0	0.0	0	0	0	0	0	0	0	0	0	0	0	0	0	0	0	0	0	0	0	W	17-10
10/22	at Rams	S	11	6	5	0.0	0.0	0	0	0	0	0	0	0	0	0	0	0	0	0	0	0	0	0	0	0	W	24-17
10/29	Jaguars	S	2	2	0	0.0	0.0	0	0	0	0	0	0	0	0	0	0	0	0	0	0	0	0	0	0	0	L	10-20
11/02	Titans		INACTIVE																				W	20-16				
11/12	Packers		ON INACTIVE LIST																				W	23-19				
11/19	at Browns		ON INACTIVE LIST																				L	10-13				
11/26	at Bengals		ON INACTIVE LIST																				W	16-10				
12/03	Cardinals	S	5	4	1	0.0	0.0	0	0	0	0	0	0	0	0	0	0	0	0	0	0	0	0	0	0	0	L	10-24
12/07	Patriots	S	5	2	3	0.0	0.0	1	1	0	0	0	0	0	0	0	0	0	0	0	0	0	0	0	0	0	L	18-21
12/16	at Colts	S	0	0	0	0.0	0.0	0	0	0	0	0	1	0	0	0	0	0	0	0	0	0	0	0	0	0	L	13-30
12/23	Bengals		ON INACTIVE LIST																				W	34-11				
12/31	at Seahawks		ON INACTIVE LIST																				W	30-23				
01/06	at Ravens		ON INACTIVE LIST																				W	17-10				
2023 TOTALS		10-10	64	43	21	0.0	0.0	1	1	0	0	0	0	3	0	0	0	0	0	0	0	0	0	0	0	0	10-7	


2022 GAME-BY-GAME REGULAR-SEASON STATISTICS (STEELERS)

DATE	OPPONENT	P/S	TACKLES							INTERCEPTIONS				O. FUMB			ST			MISC		W/L	SCORE					
			TK	S	A	SK	YDS	TFL	YDS	QBH	NO	YDS	LG	TD	PD	FF	FR	TD	YDS	TK	S			A	FF	FR	S	A
09/11	at Bengals	S	14	10	4	0.0	0.0	0	0	0	1	31	31	1	1	0	0	0	0	0	0	0	0	0	0	0	W	23-20+
09/18	Patriots	S	6	2	4	0.0	0.0	0	0	0	1	13	13	0	1	0	0	0	0	0	0	0	0	0	0	0	L	14-17
09/22	at Browns	S	4	2	2	0.0	0.0	0	0	0	0	0	0	0	0	0	0	0	0	0	0	0	0	0	0	0	L	17-29
10/02	Jets	S	8	5	3	0.0	0.0	0	0	0	1	34	34	0	2	0	0	0	0	0	0	0	0	0	0	0	L	20-24
10/09	at Bills	S	1	0	1	0.0	0.0	0	0	1	0	0	0	0	0	0	0	0	0	0	0	0	0	0	0	0	L	3-38
10/16	Buccaneers		ON INACTIVE LIST																				W	20-18				
10/23	at Dolphins	S	6	4	2	0.0	0.0	0	0	0	0	0	0	1	0	0	0	0	0	0	0	0	0	0	0	0	L	10-16
10/30	at Eagles	S	6	5	1	0.0	0.0	0	0	0	0	0	0	1	0	0	0	0	0	0	0	0	0	0	0	0	L	13-35
11/13	Saints		ON INACTIVE LIST																				W	20-10				
11/20	Bengals	S	3	1	2	0.0	0.0	0	0	0	0	0	0	0	1	0	0	0	0	0	0	0	0	0	0	0	L	30-37
11/28	at Colts	S	7	5	2	0.0	0.0	0	0	0	0	0	0	0	0	0	0	0	0	0	0	0	0	0	0	0	W	24-17
12/04	at Falcons	S	7	5	2	0.0	0.0	1	4	0	1	16	16	0	1	0	0	0	0	0	0	0	0	0	0	0	W	19-16
12/11	Ravens	S	11	6	5	0.0	0.0	0	0	0	0	0	0	0	0	0	0	0	0	0	0	0	0	0	0	0	L	14-16
12/18	at Panthers	S	2	0	2	0.0	0.0	0	0	0	0	0	0	1	0	0	0	0	0	0	0	0	0	0	0	0	W	24-16
12/24	Raiders	S	2	2	0	0.0	0.0	0	0	0	1	0	0	0	1	0	0	0	0	0	0	0	0	0	0	0	W	13-10
01/01	at Ravens	S	9	4	5	0.0	0.0	0	0	0	1	0	0	0	1	0	0	0	0	0	0	0	0	0	0	0	W	16-13
01/08	Browns	S	10	5	5	0.0	0.0	0	0	0	0	0	0	0	0	0	0	0	0	0	0	0	0	0	0	0	W	28-14
2022 TOTALS		15-15	96	56	40	0.0	0.0	1	4	1	6	94	34	1	11	0	0	0	0	0	0	0	0	0	0	0	9-8	

+ - Overtime

2021 GAME-BY-GAME REGULAR-SEASON STATISTICS (STEELERS)

DATE	OPPONENT	P/S	TACKLES							INTERCEPTIONS				O. FUMB			ST			MISC		W/L	SCORE					
			TK	S	A	SK	YDS	TFL	YDS	QBH	NO	YDS	LG	TD	PD	FF	FR	TD	YDS	TK	S			A	FF	FR	S	A
09/12	at Bills	S	10	6	4	0.0	0.0	0	0	0	0	0	0	0	0	0	0	0	0	0	0	0	0	0	0	0	W	23-16
09/19	Raiders	S	6	4	2	0.0	0.0	0	0	0	0	0	0	0	0	0	0	0	0	0	0	0	0	0	0	0	L	17-26
09/26	Bengals	S	4	3	1	0.0	0.0	0	0	0	0	0	0	0	0	0	0	0	0	0	0	0	0	0	0	0	L	10-24
10/03	at Packers	S	8	6	2	0.0	0.0	0	0	0	0	0	0	0	0	0	0	0	0	0	0	0	0	0	0	0	L	17-27
10/10	Broncos	S	10	5	5	0.0	0.0	1	1	0	0	0	0	0	0	0	0	0	0	0	0	0	0	0	0	0	W	27-19
10/17	Seahawks	S	9	7	2	0.0	0.0	0	0	0	0	0	0	0	1	0	0	0	0	0	0	0	0	0	0	0	W	23-20+
10/31	at Browns	S	4	3	1	0.0	0.0	0	0	0	0	0	0	1	0	0	0	0	0	0	0	0	0	0	0	0	W	15-10
11/08	Bears	S	8	8	0	0.0	0.0	0	0	0	0	0	0	0	0	0	0	0	0	0	0	0	0	0	0	0	W	29-27
11/14	Lions	S	5	2	3	0.0	0.0	0	0	0	0	0	0	0	0	0	0	0	0	0	0	0	0	0	0	0	T	16-16
11/21	at Chargers		RESERVE/COVID-19																				L	37-41				
11/28	at Bengals	S	9	5	4	0.0	0.0	0	0	0	1	18	18	0	1	0	0	0	0	0	0	0	0	0	0	0	L	10-41
12/05	Ravens	S	9	7	2	0.0	0.0	0	0	0	1	0	0	0	1	0	0	0	0	0	0	0	0	0	0	0	W	20-19
12/09	at Vikings	S	6	3	3	0.0	0.0	0	0	0	0	0	0	1	0	0	0	0	0	0	0	0	0	0	0	0	L	28-36
12/19	Titans	S	14	12	2	0.0	0.0	0	0</																			



ZACH FRAZIER

HEIGHT: 6-3
WEIGHT: 310
COLLEGE: West Virginia
BORN: August 29, 2001

HOW ACQUIRED: 02/24
NFL EXPERIENCE: R
BIRTHPLACE: Fairmont, WV



PRO CAREER

- ✦ Has yet to make NFL debut

TRANSACTIONS

- ✦ Signed a four-year contract with Pittsburgh on June 10, 2024
- ✦ Drafted by the Steelers in the second round (51st overall) of the 2024 NFL Draft

PERSONAL

- ✦ Played at Fairmont Senior H.S.
- ✦ Captained the Polar Bears to a 12-1 record and an appearance in the Class AA state semifinal
- ✦ Did not allow a sack in his senior season
- ✦ Captained the Class AA All-State First Team offense in 2019
- ✦ Led the Polar Bears to the Class AA state championship as a junior, earning an undefeated record of 14-0
- ✦ Class AA All-State First Team and All-USA West Virginia First Team Offense in 2018
- ✦ Led school to state championship and 12-2 record as a sophomore, while earning all-state first team and All-USA West Virginia Second Team Offense honors
- ✦ Four-time heavyweight wrestling state champion (2017-20)
- ✦ Only lost two matches his entire high school career (159-2)
- ✦ Had the highest winning percentage of any high school wrestler in the history of Marion County, West Virginia
- ✦ Son of Ray and Heather Frazier
- ✦ Married to the former Stephanie Vincent in May 2023
- ✦ Father played football at Fairmont State
- ✦ Graduated with his bachelor's degree in sport management in December 2023
- ✦ President's List with a 4.0 GPA

COLLEGE

- ✦ Two-time All-American (2021, 2023)
- ✦ Three-time All-Big 12 Conference (2022, 2023 - First Team, 2021 - Second Team)
- ✦ Three-time Team Captain
- ✦ National Football Foundation Scholar-Athlete College Sports Communicators First Team Academic All-American
- ✦ Three-time Academic First Team All-Big 12 Conference
- ✦ Played in 47 career games (46 starts) and registered 37 consecutive starts at center
- ✦ Named WVU's Offensive Lineman of the Week 16 times over his career
- ✦ Allowed one sack over his final two years and four over his career
- ✦ Collected more than 170 career knockdowns over his last three years
- ✦ 2023 First Team All-American (Action Network)
- ✦ 2023 William V. Campbell Trophy Finalist
- ✦ Named WVU's Offensive Lineman of the Week six times in 2023
- ✦ Registered a team-high 58 knockdowns
- ✦ Did not allow a sack for the season
- ✦ Part of an offensive line that led Power 5 in rushing yards (2,976), recorded 32 rushing TDs (tied for No. 11 nationally) and was the only Big 12 school to finish with more than 2,000 rushing yards in conference games.

ZACH FRAZIER'S NFL REGULAR SEASON STATISTICS


DATE	TEAM	GP	GS
2024	Steelers	2	2
NFL TOTALS		2	2

2024 GAME-BY-GAME REGULAR-SEASON STATISTICS (STEELERS)

DATE	OPPONENT	P/S	W/L	SCORE
09/08	at Falcons	S	W	18-10
09/15	at Broncos	S	W	13-6
2024 TOTALS		2-2	2-0	

ZACH FRAZIER'S COLLEGE STATISTICS

DATE	TEAM	GP	GS
2020	West Virginia	9	9
2021	West Virginia	13	13
2022	West Virginia	12	12
2023	West Virginia	12	12
TOTALS		46	46



PAT^{TE}
FREIERMUTH

HEIGHT: 6-5
WEIGHT: 258
COLLEGE: Penn State
BORN: October 25, 1998

HOW ACQUIRED: 02/21
NFL EXPERIENCE: 4th year
BIRTHPLACE: Merrimac, MA



PRO CAREER

- † Has played in 44 career regular-season games (26 starts) in three-year NFL career (Pittsburgh 2021-23)
- † Has caught 155 passes for 1,537 yards and 11 TDs
- † His 155 receptions are the most by a tight end in franchise history over their first three years in the NFL
- † Tenth tight end in NFL history to reach 100 career receptions in 25 games or less
- † Reached 100 career receptions in his 25th game in the NFL, which was the 10th-fewest games needed to reach 100 receptions in NFL history
- † Reached 1,000 receiving yards in his 26th career game, tied for the fastest by a tight end in franchise history (Eric Green)
- † His 1,537 receiving yards are the most by a tight end in franchise history over their first three years in the NFL
- † His 11 TD catches are the third-most by a tight end in franchise history over their first three years in the NFL
- † Recorded the first 100-yard receiving game of his career, finishing with nine receptions for 120 yards (both career highs) in Week 12 of 2023 at Cincinnati
- † His 120 yards receiving were the 10th-most in a single-game by a tight end in the NFL in 2023
- † His 120 yards receiving were the third-most in a single-game by a tight end in franchise history
- † His nine receptions were tied for the fifth-most in a single-game by a tight end in franchise history
- † Made NFL debut in Week 1 of 2021 (at Buffalo)
- † Made NFL starting debut in Week 1 of 2021 (at Buffalo)

2023 (STEELERS)

- † Played in 12 regular-season games (nine starts)
- † Returned to the lineup in Week 11 at Cleveland
- † Placed on the Reserve/Injured List following Week 4 at Houston
- † Registered 32 receptions for 308 yards and two TDs
- † Recorded the first 100-yard receiving game of his career, finishing with nine receptions for 120 yards (both career highs) in Week 12 at Cincinnati
- † His 120 yards receiving were the 10th-most in a single-game by a tight end in the NFL in 2023
- † His 120 yards receiving were the third-most in a single-game by a tight end in franchise history
- † His nine receptions were tied for the fifth-most in a single-game by a tight end in franchise history

2022 (STEELERS)

- † Played in 16 regular-season games (eight starts)
- † Registered 63 receptions (second-best on the team) for 732 yards (third-best on the team) and two touchdowns
- † His 63 receptions were sixth-most by a tight end in 2022 and fourth-most in a season by a tight end in franchise history
- † His 732 receiving yards were sixth-most by a tight end in 2022 and fifth-most in a season by a tight end in franchise history
- † One of four tight ends in the League in 2022 with at least five games of at least 75 yards receiving (Travis Kelce, 9; George Kittle, 5; Mark Andrews, 5)
- † Opened the season with his first 75 yard performance on five receptions, including a 31-yard grab for the second longest of his career, in Week 1 at Cincinnati
- † Reached a career-high 85 receiving yards on seven receptions in Week 4 vs. New York Jets
- † Was inactive Week 6 vs. Tampa Bay due to a concussion
- † Caught a team-high eight receptions for a team-high 75 yards, including a 21-yard reception on fourth down in the fourth quarter, in Week 7 at Miami
- † Recorded a team-high eight catches for 79 yards, including a 27-yard grab, in Week 11 vs. Cincinnati
- † Caught a career-long 57-yard reception in Week 13 at Atlanta, the third-longest reception by a tight end in 2022 and third-longest by a Pittsburgh tight end since 2000

2021 (STEELERS)

- † Played in 16 of 17 games as a rookie with nine starts
- † Led NFL rookie tight ends in TD receptions (seven) and ranked second in targets (79), receptions (60), receiving yards (497), yards after the catch (247) and first downs gained (34)
- † His 60 receptions in 2021 are the most by a rookie tight end in franchise history and fifth-most by a rookie tight end in NFL history
- † Became the fifth rookie tight end in NFL history with 60 or more receptions in a season
- † His seven receiving TDs in 2021 nearly equaled the rest of the entire rookie TE class (nine) and are tied for the most by a rookie tight end in franchise history
- † His seven TD receptions are tied for the fourth-most by a rookie tight end in NFL history
- † Caught his first career touchdown on a four-yard pass from QB Ben Roethlisberger in the second quarter of Week 3 vs. Cincinnati
- † Reached season highs in receptions (7) and receiving yards (58) in an overtime victory in Week 6 vs. Seattle
- † Registered his first multi-touchdown performance with two in Week 9 vs. Chicago
- † Was inactive Week 16 at Kansas City due to a concussion

TRANSACTIONS

- † Signed a four-year contract with Pittsburgh on May 25, 2021
- † Drafted by the Steelers in the second round (55th overall) in the 2021 NFL Draft

PERSONAL

- Five-year letterman at the Brooks School
- Team captain as a senior in 2017
- Helped the Bishops to the New England Preparatory School Athletic Council (NEPSAC) Class C Championship as a senior with a 7-2 record
- Claimed a first-team spot on USA Today's All-USA Massachusetts Football Team as a senior
- Named all state in 2016 as a linebacker
- Earned All-New England Class B as a junior and senior
- Chosen as NEPSAC Class C Player of the Year and ISL co-MVP
- Selected All-New England and All-ISL three times each
- Named to Boston Globe's All-Scholastics team as a senior
- Named to the Massachusetts High School Football Coaches Association All-State Super 26 Team as a linebacker in 2016
- Collected four Eagle Tribune All-Star honors in 2014, 2015, 2016, 2017
- Three-time Boston Herald All-Star (2015, 2016, 2017)
- Team MVP as a senior and caught 26 passes for 613 yards and seven TDs
- Tabbed a four-star recruit by all three major recruiting outlets – 247Sports, ESPN and Rivals
- Ranked as the No. 2 player in Massachusetts, No. 13 tight end and No. 323 overall prospect by 247Sports
- Ranked as the No. 289 overall prospect, No. 8 tight end, No. 1 in Massachusetts and No. 31 in the region by ESPN
- Ranked the 148 overall prospect in the country, No. 6 tight end and No. 1 player in Massachusetts by Rivals
- Full name is Patrick John Freiermuth
- Son of Dianne and John Freiermuth
- Has one brother, Tim, and one sister, Megan
- Father, John, played basketball at St. Anselm
- Brother, Tim, was an offensive lineman on the Springfield College football team
- Born Oct. 25, 1998 in Newburyport, Massachusetts

COMMUNITY SERVICE

- Provided a holiday shopping trip for kids from the North Hills area
- As a rookie, helped with Mike Tomlin's Thanksgiving distribution, distributed backpacks for a back to school event with the Charlie Batch Foundation, and packed nonperishables for Greater Pittsburgh Community Food Bank
- Served as the keynote speaker for the Brockway Youth Sports Luncheon

COLLEGE

- Played in 30 games (26 starts) at Penn State (2018-20)
- Owens the Penn State record for career TD receptions by a tight end with 16, passing Mike Gesicki (15; 2014-17)
- Finished career tied for eighth all-time at Penn State with 16 career TD receptions with O.J. McDuffie (1988-92)
- Tallied 1,185 career receiving yards to rank 26th overall and third among tight ends in program history
- Recorded 92 career receptions, tied for 20th all-time at Penn State
- Finished career catching a pass in 29 straight games, dating back to the Pitt game (9/8/18), a school-record among tight ends
- Became the 34th Nittany Lion and seventh Penn State tight end to accumulate 1,000 career receiving yards
- Nineteen career receptions of 20 or more yards
- Ranked tied for 14th in a season at Penn State and third among tight ends in TD receptions with seven
- Ranked second among Penn State tight ends and tied for 10th overall in season receiving TDs with eight in 2018
- Set the mark for most receiving touchdowns by a freshman tight end
- Named the 2020 Kwalkic-Clark Big Ten Tight End of the Year, the first-ever Penn State tight end to win the award
- Earned first-team All-Big Ten by the coaches and second-team All-Big Ten by the media
- Started four games in 2020 before missing the rest of the season due to injury
- Team captain was third on the team in receptions (23) and yards (310)
- Two-time Coaching Staff Player of the Week (Indiana and Nebraska)
- Finished the season leading all Big Ten tight ends in receiving yards (310)
- Named AFCA second-team All-American in 2019
- Selected second-team All-American by The Athletic in 2019
- Fourth-team Phil Steele All-American in 2019
- Second-team All-Big Ten by the coaches and media in 2019
- Pro Football Focus first-team All-Big Ten in 2019
- Tabbed second-team All-Big Ten by the Associated Press in 2019
- Phil Steele first-team All-Big Ten in 2019
- Named the team's Most Valuable Offensive Player at the team's awards banquet in 2019
- Named John Mackey Award Tight End of the Week following the Michigan State game (10/26) in 2019
- Selected John Mackey Award Tight End of the Week following the Buffalo game (9/7)
- Team captain made 13 starts and caught 43 passes for 507 yards (both good for second on the team)
- Ranked seventh in the Big Ten with seven TD receptions, which ranked fourth among FBS tight ends

REGULAR SEASON COMPARISON: RECEIVING - LOS ANGELES CHARGERS

DATE	OPP	W/L	GP/GS	REC	YDS.	AVG.	TD	LG	TGTS	YAC
11/21/21	PIT @ LAC	L	S	4	11	2.8	1	5t	7	13
TOTALS		0/1	1/1	4	11	2.8	1	5t	7	13

PAT FREIERMUTH'S NFL REGULAR SEASON RUSHING/RECEIVING STATISTICS

DATE	TEAM	RECEIVING							RUSHING				
		GP	GS	NO.	YDS.	AVG.	LG	TD	NO.	YDS.	AVG.	LG	TD
2021	Steelers	16	9	60	497	8.3	24	7	0	0	0.0	0	0
2022	Steelers	16	8	63	732	11.6	57	2	0	0	0.0	0	0
2023	Steelers	12	9	32	308	9.6	29	2	0	0	0.0	0	0
2024	Steelers	2	0	8	66	8.3	14	0	0	0	0.0	0	0
NFL TOTALS		46	26	163	1,603	9.8	57	11	0	0	0.0	0	0

PAT FREIERMUTH'S NFL POSTSEASON RUSHING/RECEIVING STATISTICS

DATE	TEAM	GP	GS	RECEIVING					RUSHING				
				NO.	YDS.	AVG.	LG	TD	NO.	YDS.	AVG.	LG	TD
2021	Steelers	1	1	4	25	6.3	9	0	0	0	0.0	0	0
2023	Steelers	1	0	5	76	15.2	33	0	0	0	0.0	0	0
NFL TOTALS		2	1	9	101	11.2	33	0	0	0	0.0	0	0

PAT FREIERMUTH'S NFL REGULAR SEASON RETURN STATISTICS

DATE	TEAM	KICKOFF RETURNS					PUNT RETURNS					
		RET.	YDS.	AVG.	LG	TD	NO.	FC	YDS.	AVG.	LG	TD
2021	Steelers	0	0	0.0	0	0	0	0	0	0.0	0	0
2022	Steelers	0	0	0.0	0	0	0	0	0	0.0	0	0
2023	Steelers	0	0	0.0	0	0	0	0	0	0.0	0	0
2024	Steelers	0	0	0.0	0	0	0	0	0	0.0	0	0
NFL TOTALS		0	0	0.0	0	0	0	0	0	0.0	0	0

PAT FREIERMUTH'S NFL POSTSEASON RETURN STATISTICS

DATE	TEAM	KICKOFF RETURNS					PUNT RETURNS					
		RET.	YDS.	AVG.	LG	TD	NO.	FC	YDS.	AVG.	LG	TD
2021	Steelers	0	0	0.0	0	0	0	0	0	0.0	0	0
2023	Steelers	0	0	0.0	0	0	0	0	0	0.0	0	0
NFL TOTALS		0	0	0.0	0	0	0	0	0	0.0	0	0

SINGLE-GAME HIGHS: RECEIVING

Receptions	9 at Cincinnati Bengals, Nov 26, 2023 8 vs. Cincinnati Bengals, Nov 20, 2022 ...1 more at 8.	Receiving TDs	2 vs. Chicago Bears, Nov 08, 2021 1 at Las Vegas Raiders, Sep 24, 2023 ...8 more at 1.
Receiving Yards	120 at Cincinnati Bengals, Nov 26, 2023 85 vs. New York Jets, Oct 02, 2022	All-Purpose Yards	120 at Cincinnati Bengals, Nov 26, 2023 85 vs. New York Jets, Oct 02, 2022
Receiving Average	25.3 at Atlanta Falcons, Dec 04, 2022 15.0 at Cincinnati Bengals, Sep 11, 2022	Most TDs	2 vs. Chicago Bears, Nov 08, 2021 1 at Las Vegas Raiders, Sep 24, 2023 ...8 more at 1.
Longest Receptions	57 at Atlanta Falcons, Dec 04, 2022 31 at Cincinnati Bengals, Sep 11, 2022	Miscellaneous Tackles	1 vs. Cleveland Browns, Sep 18, 2023 1 vs. San Francisco 49ers, Sep 10, 2023 ...2 more at 1.

SINGLE-GAME HIGHS - POSTSEASON: RECEIVING

Receptions	5 at Buffalo Bills, Jan 15, 2024 4 at Kansas City Chiefs, Jan 16, 2022	Longest Receptions	33 at Buffalo Bills, Jan 15, 2024 15 at Buffalo Bills, Jan 15, 2024 12 at Buffalo Bills, Jan 15, 2024 9 at Buffalo Bills, Jan 15, 2024 9 at Kansas City Chiefs, Jan 16, 2022
Receiving Yards	76 at Buffalo Bills, Jan 15, 2024 25 at Kansas City Chiefs, Jan 16, 2022	All-Purpose Yards	76 at Buffalo Bills, Jan 15, 2024 25 at Kansas City Chiefs, Jan 16, 2022
Receiving Average	15.2 at Buffalo Bills, Jan 15, 2024 6.3 at Kansas City Chiefs, Jan 16, 2022		

100-YARD RECEIVING GAMES (1): REGULAR SEASON

DATE	TEAM	NO.	YDS.	AVG.	LG	TD
11/26/23	at Bengals	9	120	13.3	29	0

2024 GAME-BY-GAME REGULAR-SEASON STATISTICS (STEELERS)

DATE	OPPONENT	P/S	RECEIVING					RUSHING					W/L	SCORE
			NO.	YDS.	AVG.	LG	TD	NO.	YDS.	AVG.	LG	TD		
09/08	at Falcons	P	4	27	6.8	10	0	0	0	0.0	0	0	W	18-10
09/15	at Broncos	P	4	39	9.8	14	0	0	0	0.0	0	0	W	13-6
2024 TOTALS		2-0	8	66	8.3	14	0	0	0	0.0	0	0	2-0	

2023 GAME-BY-GAME REGULAR-SEASON STATISTICS (STEELERS)

DATE	OPPONENT	P/S	RECEIVING					RUSHING					W/L	SCORE
			NO.	YDS.	AVG.	LG	TD	NO.	YDS.	AVG.	LG	TD		
09/10	49ers	S	1	3	3.0	3t	1	0	0	0.0	0	0	L	7-30
09/18	Browns	S	1	2	2.0	2	0	0	0	0.0	0	0	W	26-22
09/24	at Raiders	S	3	41	13.7	14	1	0	0	0.0	0	0	W	23-18
10/01	at Texans	S	3	7	2.3	9	0	0	0	0.0	0	0	L	6-30
10/08	Ravens												W	17-10
10/22	at Rams												W	24-17
10/29	Jaguars												L	10-20
11/02	Titans												W	20-16
11/12	Packers												W	23-19
11/19	at Browns	S	1	7	7.0	7	0	0	0	0.0	0	0	L	10-13
11/26	at Bengals	S	9	120	13.3	29	0	0	0	0.0	0	0	W	16-10
12/03	Cardinals	S	3	29	9.7	12	0	0	0	0.0	0	0	L	10-24
12/07	Patriots	P	3	18	6.0	7	0	0	0	0.0	0	0	L	18-21
12/16	at Colts	P	3	16	5.3	6	0	0	0	0.0	0	0	L	13-30
12/23	Bengals	S	0	0	0.0	0	0	0	0	0.0	0	0	W	34-11
12/31	at Seahawks	S	3	44	14.7	25	0	0	0	0.0	0	0	W	30-23
01/06	at Ravens	P	2	21	10.5	13	0	0	0	0.0	0	0	W	17-10
2023 TOTALS		12-9	32	308	9.6	29	2	0	0	0.0	0	0	10-7	

2022 GAME-BY-GAME REGULAR-SEASON STATISTICS (STEELERS)

DATE	OPPONENT	P/S	RECEIVING					RUSHING					W/L	SCORE
			NO.	YDS.	AVG.	LG	TD	NO.	YDS.	AVG.	LG	TD		
09/11	at Bengals	S	5	75	15.0	31	0	0	0	0.0	0	0	W	23-20+
09/18	Patriots	S	4	22	5.5	8t	1	0	0	0.0	0	0	L	14-17
09/22	at Browns	S	2	41	20.5	26	0	0	0	0.0	0	0	L	17-29
10/02	Jets	S	7	85	12.1	24	0	0	0	0.0	0	0	L	20-24
10/09	at Bills	P	2	12	6.0	8	0	0	0	0.0	0	0	L	3-38
10/16	Buccaneers												W	20-18
10/23	at Dolphins	P	8	75	9.4	21	0	0	0	0.0	0	0	L	10-16
10/30	at Eagles	P	4	57	14.3	21	0	0	0	0.0	0	0	L	13-35
11/13	Saints	S	4	36	9.0	12	0	0	0	0.0	0	0	W	20-10
11/20	Bengals	P	8	79	9.9	27	0	0	0	0.0	0	0	L	30-37
11/28	at Colts	P	3	39	13.0	17	0	0	0	0.0	0	0	W	24-17
12/04	at Falcons	S	3	76	25.3	57	0	0	0	0.0	0	0	W	19-16
12/11	Ravens	S	3	33	11.0	14	1	0	0	0.0	0	0	L	14-16
12/18	at Panthers	P	0	0	0.0	0	0	0	0	0.0	0	0	W	24-16
12/24	Raiders	S	7	66	9.4	17	0	0	0	0.0	0	0	W	13-10
01/01	at Ravens	P	3	36	12.0	20	0	0	0	0.0	0	0	W	16-13
01/08	Browns	P	0	0	0.0	0	0	0	0	0.0	0	0	W	28-14
2022 TOTALS		16-8	63	732	11.6	57	2	0	0	0.0	0	0	9-8	

+ - Overtime

2021 GAME-BY-GAME REGULAR-SEASON STATISTICS (STEELERS)

DATE	OPPONENT	P/S	RECEIVING					RUSHING					W/L/T	SCORE
			NO.	YDS.	AVG.	LG	TD	NO.	YDS.	AVG.	LG	TD		
09/12	at Bills	S	1	24	24.0	24	0	0	0	0.0	0	0	W	23-16
09/19	Raiders	S	4	36	9.0	14	0	0	0	0.0	0	0	L	17-26
09/26	Bengals	P	3	22	7.3	15	1	0	0	0.0	0	0	L	10-24
10/03	at Packers	S	1	11	11.0	11	0	0	0	0.0	0	0	L	17-27
10/10	Broncos	P	2	7	3.5	4	0	0	0	0.0	0	0	W	27-19
10/17	Seahawks	P	7	58	8.3	12	0	0	0	0.0	0	0	W	23-20+
10/31	at Browns	P	4	44	11.0	22	1	0	0	0.0	0	0	W	15-10
11/08	Bears	S	5	43	8.6	13	2	0	0	0.0	0	0	W	29-27
11/14	Lions	S	5	31	6.2	10	0	0	0	0.0	0	0	T	16-16
11/21	at Chargers	S	4	11	2.8	5t	1	0	0	0.0	0	0	L	37-41
11/28	at Bengals	S	4	40	10.0	15t	1	0	0	0.0	0	0	L	10-41
12/05	Ravens	S	3	26	8.7	17	0	0	0	0.0	0	0	W	20-19
12/09	at Vikings	P	2	32	16.0	17	1	0	0	0.0	0	0	L	28-36
12/19	Titans	S	4	37	9.3	14	0	0	0	0.0	0	0	W	19-13
12/26	at Chiefs												L	10-36
01/03	Browns	P	5	22	4.4	12	0	0	0	0.0	0	0	W	26-14
01/09	at Ravens	P	6	53	8.8	14	0	0	0	0.0	0	0	W	16-13+
2021 TOTALS		16-9	60	497	8.3	24	7	0	0	0.0	0	0	9-7-1	

+ - Overtime

2023 GAME-BY-GAME POSTSEASON STATISTICS (STEELERS)

DATE	OPPONENT	P/S	RECEIVING					RUSHING					W/L	SCORE
			NO.	YDS.	AVG.	LG	TD	NO.	YDS.	AVG.	LG	TD		
01/15	at Bills	P	5	76	15.2	33	0	0	0	0.0	0	0	L	17-31
2023 TOTALS		1-0	5	76	15.2	33	0	0	0	0.0	0	0	0-1	



**NAJEE^{RB}
HARRIS**

HEIGHT: 6-1
WEIGHT: 242
COLLEGE: Alabama
BORN: March 9, 1998

HOW ACQUIRED: D1 '21
NFL EXPERIENCE: 4th year
BIRTHPLACE: Antioch, CA



PRO CAREER

- ✦ Has played in 51 regular-season games (51 starts) in three-year NFL career (Pittsburgh 2021-23)
- ✦ Has recorded 3,269 rushing yards and 22 rushing TDs on 834 attempts and added 144 catches for 866 yards and six receiving TDs
- ✦ Only player in the NFL to register 1,000 yards rushing in each of the last three seasons
- ✦ First running back in franchise history to rush for at least 1,000 yards in each of his first three seasons in the NFL
- ✦ His three 1,000-yard rushing seasons are tied for the third-most in franchise history (Le'Veon Bell, Willie Parker)
- ✦ Seventeenth player in NFL history to record 1,000 yards rushing in each of his first three seasons in the NFL and first in the League since Alfred Morris (Washington, 2012-14)
- ✦ One of two players in the NFL with 3,200 or more rushing yards and 800 or more receiving yards since the start of the 2021 season
- ✦ His 3,269 rush yards are the fourth-most in the NFL since the start of the 2021 season
- ✦ His 4,135 scrimmage yards are the sixth-most by a running back in the NFL since the start of the 2021 season
- ✦ Went 430 scrimmage touches (347 rushes and 83 receptions) to open his career without a fumble, which was tied for seventh-most scrimmage touches without a fumble to open a career in NFL history
- ✦ One of two players in franchise history with 2,200 or more rushing yards and 650 or more receiving yards in the first two years in the NFL
- ✦ Harris and Jaylen Warren each eclipsed 1,000 scrimmage yards in 2023
- ✦ Harris and Warren were the fourth duo in franchise history to eclipse 1,000 scrimmage yards in the same season and first since Walter Abercrombie and Earnest Jackson in 1986 (Abercrombie and Frank Pollard also accomplished the feat in 1985, as did Franco Harris and Rocky Bleier in 1976)
- ✦ Harris and Warren each rushed for at least 750 yards in 2023
- ✦ First pair of Steelers' running backs to rush for 750 or more yards in the same since season 2004 (Jerome Bettis, 941; Duce Staley, 830)
- ✦ Selected to the Pro Bowl as a rookie in 2021
- ✦ Made NFL debut in Week 1 of 2021 (at Buffalo)
- ✦ Made NFL starting debut in Week 1 of 2021 (at Buffalo)

2023 (STEELERS)

- ✦ Started all 17 regular-season games
- ✦ Registered 1,035 rushing yards and seven rushing TDs on 272 carries and added on 29 receptions for 170 yards
- ✦ Eclipsed 1,000 yards rushing for the third consecutive season
- ✦ Led the team in total touchdowns (eight)
- ✦ Finished fourth in the AFC in carries (255), third in rushing yards (1,035) and tied for eighth in rush TDs (8)
- ✦ Rushed for 722 yards after Week 9, which was the second-most in the League over the span
- ✦ Registered eight carries for at least 20 yards, which was tied for the fourth-most in the NFL
- ✦ Led the Steelers with 26 carries for 112 yards (4.3 avg.) and one TD while adding 21 receiving yards on five receptions (4.2 avg.) at Baltimore in Week 18
- ✦ Registered a six-yard TD run with 2:36 remaining in the first quarter that gave the Steelers a 7-0 lead over the Ravens
- ✦ Recorded season-highs in carries (27), rushing yards (122), TDs (two) and rushing yards over expected (+41) in Week 17 at Seattle
- ✦ Gained 118 of his rushing yards against the Seahawks after contact, the second-most in a game in his career
- ✦ Led Pittsburgh with 19 carries for 78 yards and one TD run in Week 16 vs. Cincinnati
- ✦ Registered a three-yard TD run with 7:06 remaining in the second quarter that gave the Steelers a 21-0 lead
- ✦ Paced the Steelers with 15 carries for 99 yards (6.6 avg.) and a TD run in Week 12 at Cincinnati
- ✦ Registered a five-yard TD run with 1:34 remaining in the third quarter that gave the Steelers a 10-7 lead
- ✦ Led the team with 16 carries for 82 yards (5.1 avg.) while adding 14 receiving yards on three receptions in Week 10 vs. Green Bay

2022 (STEELERS)

- ✦ Started all 17 regular-season games
- ✦ Registered 1,034 rushing yards and seven rushing touchdowns on 272 carries and added on 41 receptions for 229 yards and three touchdowns
- ✦ Was voted one of the Steelers' two offensive team captains by his teammates
- ✦ Eclipsed 1,000 yards rushing for the second consecutive season
- ✦ Led the team in total touchdowns (10)
- ✦ Finished fourth in the AFC in rushes, tied-fifth in rushing touchdowns and sixth in rushing yards
- ✦ Ranked third in the League in rushes (164) and rushing yards (673) and tied-fifth in rushing touchdowns (five) after the Bye Week (Weeks 10 through 18)
- ✦ Broke off a 36-yard run in Week 10 vs. New Orleans, the Steelers' longest run of the season and longest run since he had a career-best 37-yard touchdown run in Week 17 vs. Cleveland in 2021
- ✦ His 56 rushing yards (on five carries) in Week 10 were the most by a Steelers running back in a first quarter since James Conner had 62 yards (on eight carries) in Week 5 of 2018 vs. Atlanta
- ✦ Recorded his first career game with multiple rushing touchdowns (two) in Week 11 vs. Cincinnati, leading the team with 20 carries for 90 yards along with 26 receiving yards on four receptions
- ✦ Notched his first game of the season and fourth of his career with 100-plus yards rushing in Week 17 at Baltimore, finishing with 111 rushing yards on 22 attempts
- ✦ His 111 rushing yards in Week 17 were the most by an opposing running back vs. Baltimore since Week 11 of 2020 (Derrick Henry, Tennessee, 133), the most by a Steelers running back vs. Baltimore since Week 4 of 2017 (Le'Veon Bell, 144) and eighth-most in series history
- ✦ Hauled in the game-winning touchdown on a 10-yard pass from QB Kenny Pickett with 56 seconds left in the fourth quarter in Week 17 at Baltimore

2021 (STEELERS)

- ✦ Started in all 17 games as a rookie
- ✦ His 307 carries, 1,200 rushing yards, 74 catches and 467 receiving yards are all ranked the most by a rookie running back in franchise history
- ✦ Was one of five rookie starters, marking the first time the Steelers started at least five rookies in a season opener since 1991
- ✦ His 381 touches without a fumble were the sixth-most by a rookie running back in NFL history
- ✦ Led all NFL running backs in receptions (74) and finished third among running backs in receiving yards (467) behind only Austin Ekeler (647) and Cordarrelle Patterson (548)
- ✦ Scored his first NFL touchdown - a 25-yard TD catch from QB Ben Roethlisberger - in the Steelers home opener (Week 2) vs Las Vegas
- ✦ Led the Steelers with 10 total touchdowns (seven rushing, three receiving)
- ✦ Caught 14 passes for 102 yards in Week 3 vs Cincinnati - his 14 receptions were the most in franchise history by a running back and tied for the third-most in Steelers history by any player, tied for the seventh-most in League history by a running back
- ✦ In Week 3, became the fourth running back in franchise history to post a 100-yard receiving game and the first since Le'Veon Bell (vs Cincinnati 12/4/17)
- ✦ Registered his first 100-yard rushing game in Week 5 vs Denver and repeated the feat in Week 10 vs Detroit
- ✦ Recorded the first multi-TD game of his career in Week 14 vs Minnesota (one pass TD, one rush TD)
- ✦ Led the NFL in touches (377) and finished second in yards after contact (609) behind only Jonathan Taylor

TRANSACTIONS

- ✦ Signed a four-year contract with Pittsburgh on May 25, 2021
- ✦ Drafted by the Steelers in the first round (24th overall) of the 2021 NFL Draft

COLLEGE

- ✦ One of the nation's top running back prospects who passed up on the NFL Draft to return for his senior season at Alabama
- ✦ Crimson Tide's all-time leader for total TDs in a career with 57 (46 rushing, 11 receiving)
- ✦ Alabama's career leader for rushing scores with 46, surpassing the previous record of 42 by Mark Ingram and Derrick Henry
- ✦ Totaled 3,843 career rushing yards to rank atop the Crimson Tide all-time list
- ✦ Amassed 4,624 all-purpose yards for his career, a total that is second all-time at Alabama
- ✦ Averaged 6.0 yards per carry for his career to rank third in Crimson Tide history (minimum 400 carries)
- ✦ Contributed 342 career points to finish fourth in Alabama annals
- ✦ Recorded 13 games of 100-plus rushing yards in his career, including six as a junior and six in his final season (206 at Ole Miss; 152 vs. Georgia; 119 vs. Mississippi State; 145 at LSU; 178 vs. Florida; 125 vs. Notre Dame)
- ✦ 2020 Doak Walker Award winner, presented annually to the nation's top running back
- ✦ Unanimous first-team All-American (AFCA, Associated Press, FWAA, The Sporting News, Walter Camp) in 2020
- ✦ 2020 first-team All-American honors from CBS Sports and ESPN.com
- ✦ 2020 second-team All-American selection by Pro Football Focus and USA Today
- ✦ Selected as a semifinalist for the 2020 Maxwell Award
- ✦ 2020 first-team All-SEC honoree by both the AP and the league coaches
- ✦ Named to the SEC Community Service Team
- ✦ Finalist for the 2020 Jason Witten Man of the Year
- ✦ Led the nation in total TDs (30) and rushing TDs (26) in addition to scoring (180) in 2020
- ✦ Finished second for single-season rushing scores by an Alabama running back with 26 as a senior in 2020
- ✦ Totaled two or more rushing TDs in nine of 13 contests with at least one score in 11 games
- ✦ Led the SEC and finished third in Division I for rushing yards at 1,466
- ✦ Added 43 receptions for 425 yards and four TDs to his senior totals
- ✦ Totaled 1,891 all-purpose yards in 2020, good for sixth in Crimson Tide records for a single season
- ✦ Maxwell Player of the Week honoree following Ole Miss
- ✦ Picked up offensive player of the week accolades from the SEC and Walter Camp following the matchup with the Rebels
- ✦ 2020 SEC Championship Game MVP
- ✦ Earned offensive player of the week recognition from the Alabama coaches for his play at Ole Miss, Auburn, at LSU and Florida in Atlanta

PERSONAL

- ✦ A January 2017 early enrollee who was tabbed as the No. 1 overall prospect in the country by Rivals, Scout and PrepStar
- ✦ Unanimous five-star recruit by every major recruiting outlet
- ✦ Consensus top-rated player in the state of California
- ✦ Third-best prospect overall and No. 2 running back according to 247Composite
- ✦ Ranked ninth in the Top247
- ✦ 11 in ESPN 300 and the second-best running back nationally
- ✦ Played in the 2017 Army All-American Bowl
- ✦ Invited to participate in Nike's "The Opening" in 2015 and 2016
- ✦ Named MVP of the 2016 Rivals 100 Five-Star Challenge
- ✦ 2017 first-team Parade All-American
- ✦ 2016 Bobby Dodd National High School Running Back of the Year
- ✦ 2015 and 2016 first-team All-USA selection by USA Today
- ✦ Finished his career with 7,948 career rushing yards, the fourth-most in California high school football history
- ✦ Rushed for 2,776 yards and 36 TDs during his senior season
- ✦ Ran for 2,744 yards and 36 TDs as a junior in 2015
- ✦ Rushed for 2,263 yards and 23 TDs in his sophomore campaign
- ✦ 2015 Cal-Hi Sports Mr. Football State Player of the Year
- ✦ Named the All-Metro Player of the Year by The San Francisco Chronicle in both 2015 and 2016
- ✦ Played for head coach John Lucido at Antioch
- ✦ Graduated with a degree in interdisciplinary studies

COMMUNITY

- ✦ His foundation partnered with Lowes to help renovate his childhood shelter
- ✦ Helped installed new appliances in the facility
- ✦ Helped pack and sort food for North Texas Food Bank
- ✦ Recorded videos to sick children staying at the Children's Hospital of Mobile, Alabama
- ✦ Da' Bigger Picture Foundation supports underserved families with areas of focus in education, homelessness, addressing hunger and utilizing sports a platform to develop life skills.

REGULAR SEASON COMPARISON: RECEIVING - LOS ANGELES CHARGERS

DATE	OPP	W/L	GP/GS	REC	YDS.	AVG.	TD	LG	TGTS	YAC
11/21/21	PIT @ LAC	L	5	5	20	4.0	0	7	6	20
TOTALS		0/1	1/1	5	20	4.0	0	7	6	20

NAJEE HARRIS' NFL REGULAR SEASON RUSHING/RECEIVING STATISTICS

DATE	TEAM	GP	GS	RUSHING					RECEIVING				
				NO.	YDS.	AVG.	LG	TD	NO.	YDS.	AVG.	LG	TD
2021	Steelers	17	17	307	1,200	3.9	37	7	74	467	6.3	25	3
2022	Steelers	17	17	272	1,034	3.8	36	7	41	229	5.6	19	3
2023	Steelers	17	17	255	1,035	4.1	25	8	29	170	5.9	32	0
2024	Steelers	2	2	37	139	3.8	20	0	2	14	7.0	9	0
NFL TOTALS		53	53	871	3,408	3.9	37	22	146	880	6.0	32	6

NAJEE HARRIS' NFL POSTSEASON RUSHING/RECEIVING STATISTICS

DATE	TEAM	GP	GS	RUSHING					RECEIVING				
				NO.	YDS.	AVG.	LG	TD	NO.	YDS.	AVG.	LG	TD
2021	Steelers	1	1	12	29	2.4	8	0	2	-1	-0.5	0	0
2023	Steelers	1	1	12	37	3.1	11	0	2	15	7.5	10	0
NFL TOTALS		2	2	24	66	2.8	11	0	4	14	3.5	10	0

NAJEE HARRIS' NFL REGULAR SEASON RETURN STATISTICS

DATE	TEAM	KICKOFF RETURNS					PUNT RETURNS					
		RET.	YDS.	AVG.	LG	TD	NO.	FC	YDS.	AVG.	LG	TD
2021	Steelers	0	0	0.0	0	0	0	0	0	0.0	0	0
2022	Steelers	0	0	0.0	0	0	0	0	0	0.0	0	0
2023	Steelers	0	0	0.0	0	0	0	0	0	0.0	0	0
2024	Steelers	0	0	0.0	0	0	0	0	0	0.0	0	0
NFL TOTALS		0	0	0.0	0	0	0	0	0	0.0	0	0

NAJEE HARRIS' NFL POSTSEASON RETURN STATISTICS

DATE	TEAM	KICKOFF RETURNS					PUNT RETURNS					
		RET.	YDS.	AVG.	LG	TD	NO.	FC	YDS.	AVG.	LG	TD
2021	Steelers	0	0	0.0	0	0	0	0	0	0.0	0	0
2023	Steelers	0	0	0.0	0	0	0	0	0	0.0	0	0
NFL TOTALS		0	0	0.0	0	0	0	0	0	0.0	0	0

SINGLE-GAME HIGHS: RUSHING/RECEIVING

Rush Attempts	28 vs. Cleveland Browns, Jan 03, 2022 27 at Seattle Seahawks, Dec 31, 2023	Receiving Average	9.7 at Cleveland Browns, Oct 31, 2021 8.6 vs. Las Vegas Raiders, Sep 19, 2021
Rushing Yards	188 vs. Cleveland Browns, Jan 03, 2022 122 at Seattle Seahawks, Dec 31, 2023 ...1 more at 122.	Longest Receptions	32 at Houston Texans, Oct 01, 2023 25t vs. Las Vegas Raiders, Sep 19, 2021
Rushing Average	6.7 vs. Cleveland Browns, Jan 03, 2022 6.6 at Cincinnati Bengals, Nov 26, 2023	Receiving TDs	1 at Baltimore Ravens, Jan 01, 2023 1 vs. Tampa Bay Buccaneers, Oct 16, 2022 ...4 more at 1.
Longest Runs	37t vs. Cleveland Browns, Jan 03, 2022 36 vs. New Orleans Saints, Nov 13, 2022	All-Purpose Yards	206 vs. Cleveland Browns, Jan 03, 2022 142 vs. Denver Broncos, Oct 10, 2021 ...1 more at 142.
Rushing TDs	2 at Seattle Seahawks, Dec 31, 2023 2 vs. Cincinnati Bengals, Nov 20, 2022	Most TDs	2 at Seattle Seahawks, Dec 31, 2023 2 vs. Cincinnati Bengals, Nov 20, 2022 ...1 more at 2.
Receptions	14 vs. Cincinnati Bengals, Sep 26, 2021 6 vs. Las Vegas Raiders, Dec 24, 2022 ...3 more at 6.	Miscellaneous Tackles	1 vs. Las Vegas Raiders, Dec 24, 2022 1 vs. New York Jets, Oct 02, 2022 ...3 more at 1.
Receiving Yards	102 vs. Cincinnati Bengals, Sep 26, 2021 46 vs. Seattle Seahawks, Oct 17, 2021	Scrimmage Yards	206 vs. Cleveland Browns, Jan 03, 2022 142 vs. Denver Broncos, Oct 10, 2021 ...1 more at 142.

SINGLE-GAME HIGHS - POSTSEASON: RUSHING/RECEIVING

Rush Attempts	12 at Kansas City Chiefs, Jan 16, 2022	Receptions	2 at Kansas City Chiefs, Jan 16, 2022
Rushing Yards	37 at Buffalo Bills, Jan 15, 2024 29 at Kansas City Chiefs, Jan 16, 2022	Receiving Yards	15 at Buffalo Bills, Jan 15, 2024
Rushing Average	3.1 at Buffalo Bills, Jan 15, 2024 2.4 at Kansas City Chiefs, Jan 16, 2022	Longest Receptions	10 at Buffalo Bills, Jan 15, 2024 5 at Buffalo Bills, Jan 15, 2024
Longest Runs	11 at Buffalo Bills, Jan 15, 2024 9 at Buffalo Bills, Jan 15, 2024 8 at Kansas City Chiefs, Jan 16, 2022 4 at Kansas City Chiefs, Jan 16, 2022 4 at Kansas City Chiefs, Jan 16, 2022 ...2 more at 4.	All-Purpose Yards	52 at Buffalo Bills, Jan 15, 2024 28 at Kansas City Chiefs, Jan 16, 2022

100-YARD RECEIVING GAMES (1): REGULAR SEASON

DATE	TEAM	NO.	YDS.	AVG.	LG	TD
09/26/21	BENGALS	14	102	7.3	21	0

100-YARD RUSHING GAMES (6): REGULAR SEASON

DATE	TEAM	ATT.	YDS.	AVG.	LG	TD
10/10/21	BRONCOS	23	122	5.3	20	1
11/14/21	LIONS	26	105	4.0	12	0
01/03/22	BROWNS	28	188	6.7	37t	1
01/01/23	at Ravens	22	111	5.0	15	0
12/31/23	at Seahawks	27	122	4.5	23	2
01/06/24	at Ravens	26	112	4.3	15	1

2024 GAME-BY-GAME REGULAR-SEASON STATISTICS (STEELERS)

DATE	OPPONENT	P/S	RUSHING					RECEIVING					W/L	SCORE
			NO.	YDS.	AVG.	LG	TD	NO.	YDS.	AVG.	LG	TD		
09/08	at Falcons	S	20	70	3.5	20	0	1	9	9.0	9	0	W	18-10
09/15	at Broncos	S	17	69	4.1	11	0	1	5	5.0	5	0	W	13-6
2024 TOTALS		2-2	37	139	3.8	20	0	2	14	7.0	9	0	2-0	

2023 GAME-BY-GAME REGULAR-SEASON STATISTICS (STEELERS)

DATE	OPPONENT	P/S	RUSHING					RECEIVING					W/L	SCORE
			NO.	YDS.	AVG.	LG	TD	NO.	YDS.	AVG.	LG	TD		
09/10	49ers	S	6	31	5.2	24	0	2	2	1.0	4	0	L	7-30
09/18	Browns	S	10	43	4.3	21	0	1	0	0.0	0	0	W	26-22
09/24	at Raiders	S	19	65	3.4	17	0	0	0	0.0	0	0	W	23-18
10/01	at Texans	S	14	71	5.1	23	0	1	32	32.0	32	0	L	6-30
10/08	Ravens	S	14	37	2.6	8	0	1	3	3.0	3	0	W	17-10
10/22	at Rams	S	14	53	3.8	10	1	3	15	5.0	8	0	W	24-17
10/29	Jaguars	S	7	13	1.9	3	0	5	42	8.4	13	0	L	10-20
11/02	Titans	S	16	69	4.3	25	1	2	7	3.5	4	0	W	20-16
11/12	Packers	S	16	82	5.1	24	1	3	14	4.7	8	0	W	23-19
11/19	at Browns	S	12	35	2.9	17	0	1	1	1.0	1	0	L	10-13
11/26	at Bengals	S	15	99	6.6	22	1	0	0	0.0	0	0	W	16-10
12/03	Cardinals	S	16	63	3.9	11	0	2	14	7.0	10	0	L	10-24
12/07	Patriots	S	12	29	2.4	7	0	3	19	6.3	14	0	L	18-21
12/16	at Colts	S	12	33	2.8	15	0	0	0	0.0	0	0	L	13-30
12/23	Bengals	S	19	78	4.1	13	1	0	0	0.0	0	0	W	34-11
12/31	at Seahawks	S	27	122	4.5	23	2	0	0	0.0	0	0	W	30-23
01/06	at Ravens	S	26	112	4.3	15	1	5	21	4.2	7	0	W	17-10
2023 TOTALS		17-17	255	1,035	4.1	25	8	29	170	5.9	32	0	10-7	

2022 GAME-BY-GAME REGULAR-SEASON STATISTICS (STEELERS)

DATE	OPPONENT	P/S	RUSHING					RECEIVING					W/L	SCORE
			NO.	YDS.	AVG.	LG	TD	NO.	YDS.	AVG.	LG	TD		
09/11	at Bengals	S	10	23	2.3	11	0	2	3	1.5	2	1	W	23-20+
09/18	Patriots	S	15	49	3.3	8	0	5	40	8.0	14	0	L	14-17
09/22	at Browns	S	15	56	3.7	10	1	3	5	1.7	9	0	L	17-29
10/02	Jets	S	18	74	4.1	16	0	0	0	0.0	0	0	L	20-24
10/09	at Bills	S	11	20	1.8	6	0	3	16	5.3	9	0	L	3-38
10/16	Buccaneers	S	14	42	3.0	14	0	2	7	3.5	6t	1	W	20-18
10/23	at Dolphins	S	17	65	3.8	16	0	3	15	5.0	12	0	L	10-16
10/30	at Eagles	S	8	32	4.0	18	0	6	26	4.3	9	0	L	13-35
11/13	Saints	S	20	99	5.0	36	0	0	0	0.0	0	0	W	20-10
11/20	Bengals	S	20	90	4.5	19t	2	4	26	6.5	12	0	L	30-37
11/28	at Colts	S	10	35	3.5	8	1	1	4	4.0	4	0	W	24-17
12/04	at Falcons	S	17	86	5.1	14	0	1	6	6.0	6	0	W	19-16
12/11	Ravens	S	12	33	2.8	8	1	2	17	8.5	10	0	L	14-16
12/18	at Panthers	S	24	86	3.6	10	1	0	0	0.0	0	0	W	24-16
12/24	Raiders	S	16	53	3.3	14	0	6	42	7.0	19	0	W	13-10
01/01	at Ravens	S	22	111	5.0	15	0	2	12	6.0	10t	1	W	16-13
01/08	Browns	S	23	80	3.5	11	1	1	10	10.0	10	0	W	28-14
2022 TOTALS		17-17	272	1,034	3.8	36	7	41	229	5.6	19	3	9-8	

+ - Overtime

2021 GAME-BY-GAME REGULAR-SEASON STATISTICS (STEELERS)

DATE	OPPONENT	P/S	RUSHING					RECEIVING					W/L/T	SCORE
			NO.	YDS.	AVG.	LG	TD	NO.	YDS.	AVG.	LG	TD		
09/12	at Bills	S	16	45	2.8	18	0	1	4	4.0	4	0	W	23-16
09/19	Raiders	S	10	38	3.8	14	0	5	43	8.6	25t	1	L	17-26
09/26	Bengals	S	14	40	2.9	20	0	14	102	7.3	21	0	L	10-24
10/03	at Packers	S	15	62	4.1	11	1	6	29	4.8	9	0	L	17-27
10/10	Broncos	S	23	122	5.3	20	1	2	20	10.0	14	0	W	27-19
10/17	Seahawks	S	24	81	3.4	10	0	6	46	7.7	12	1	W	23-20+
10/31	at Browns	S	26	91	3.5	11	1	3	29	9.7	20	0	W	15-10
11/08	Bears	S	22	62	2.8	13	1	3	16	5.3	9	0	W	29-27
11/14	Lions	S	26	105	4.0	12	0	4	28	7.0	10	0	T	16-16
11/21	at Chargers	S	12	39	3.3	12	1	5	20	4.0	7	0	L	37-41
11/28	at Bengals	S	8	23	2.9	5	0	3	14	4.7	12	0	L	10-41
12/05	Ravens	S	21	71	3.4	13	0	5	36	7.2	18	0	W	20-19
12/09	at Vikings	S	20	94	4.7	23	1	3	10	3.3	6	1	L	28-36
12/19	Titans	S	12	18	1.5	7	0	2	8	4.0	5	0	W	19-13
12/26	at Chiefs	S	19	93	4.9	21	0	5	17	3.4	6	0	L	10-36
01/03	Browns	S	28	188	6.7	37t	1	3	18	6.0	13	0	W	26-14
01/09	at Ravens	S	11	28	2.5	15	0	4	27	6.8	11	0	W	16-13+
2021 TOTALS		17-17	307	1,200	3.9	37T	7	74	467	6.3	25T	3	9-7-1	

+ - Overtime

2023 GAME-BY-GAME POSTSEASON STATISTICS (STEELERS)

DATE	OPPONENT	P/S	RUSHING					RECEIVING					W/L	SCORE
			NO.	YDS.	AVG.	LG	TD	NO.	YDS.	AVG.	LG	TD		
01/15	at Bills	S	12	37	3.1	11	0	2	15	7.5	10	0	L	17-31
2023 TOTALS		1-1	12	37	3.1	11	0	2	15	7.5	10	0	0-1	



NICK^{LB} HERBIG

HEIGHT: 6-2
WEIGHT: 240
COLLEGE: Wisconsin
BORN: November 21, 2001

HOW ACQUIRED: D4 '23
NFL EXPERIENCE: 2nd year
BIRTHPLACE: Kauai, HI



PRO CAREER

- ✦ Has played in 17 regular-season games (no starts) in his NFL career (Pittsburgh 2023)
- ✦ Has registered 22 tackles (15 solo), five tackles for loss, 3.0 sacks, three quarterback hits, two forced fumbles and one fumble recovery
- ✦ Has recorded five tackles (four solo) on special teams
- ✦ Made NFL debut in Week 1 of 2023 (vs. San Francisco)

TRANSACTIONS

- ✦ Signed four-year contract with Pittsburgh on May 13, 2023
- ✦ Drafted by the Steelers in the fourth round (132nd overall) of the 2023 NFL Draft

COLLEGE

- ✦ Appeared in 31 games (31 starts) at Wisconsin (2020-22)
- ✦ Recorded 137 tackles (96 solo), 36.0 tackles for loss, 21.0 sacks, seven pass breakups, four forced fumbles and two fumble recoveries
- ✦ 2022 All-Big Ten first team (consensus)
- ✦ 2022 CBS Sports All-American second team
- ✦ 2022 Walter Camp All-American second team
- ✦ 2022 AFCA All-American second team
- ✦ 2022 Associated Press All-American third team
- ✦ Played in 11 games (11 starts) games at outside linebacker in 2022
- ✦ Led the Badgers with 11.0 sacks and 15.5 TFLs while ranking sixth on the team in tackles (47)
- ✦ Led the nation with 1.0 sacks per game
- ✦ His 15.5 TFLs led the Big Ten and ranked 18th in the country
- ✦ His 1.0 sacks per game were the most for a Badger since Tarek Saleh in 1996
- ✦ His 11.0 sacks were the most in a single season for Wisconsin since Zack Baun recorded 12.5 in 2019
- ✦ Began the season with a 2.0-sack performance vs. Illinois State
- ✦ Recorded sacks vs. Washington State and New Mexico State
- ✦ Registered seven solo tackles and a sack at Northwestern
- ✦ Totaled 3.0 TFLs and 2.0 sacks vs. Maryland
- ✦ Dominant at Iowa, totaling 3.0 sacks, eight tackles and a forced fumble

PERSONAL

- ✦ Four-star recruit by 247 Sports, ESPN and Rivals
- ✦ All-Hawaii Open Division Defensive Player of the Year as a senior in 2019
- ✦ Earned invitation to 2020 Polynesian Bowl
- ✦ Two-time all-state selection
- ✦ Led Saint Louis School to four consecutive Open Division state championships
- ✦ Also played basketball in high school
- ✦ Coach was Cal Lee
- ✦ Parents are Robyn and Bruce Herbig
- ✦ Has two brothers, Jake and Nate
- ✦ Brother Nate played football at Stanford and is currently a guard for the Pittsburgh Steelers
- ✦ Moved into his grandparents' house before high school to play at famed Saint Louis School in Honolulu, which produced Marcus Mariota, Tua Tagovailoa and others
- ✦ Lived away from his parents (who lived on the island of Oahu)

NICK HERBIG'S NFL REGULAR SEASON DEFENSIVE STATISTICS

DATE	TEAM	GP	GS	TACKLES					YDS	QBH	INTERCEPTIONS					O. FUMB			ST			MISC				
				TK	S	A	TFL	YDS			SK	NO	YDS	LG	TD	PD	FF	FR	TD	YDS	TK	S	A	FF	FR	S
2023	Steelers	17	0	22	15	7	5	18	3.0	24.0	3	0	0	0	0	2	1	0	0	5	4	1	0	0	0	0
2024	Steelers	2	0	1	1	0	0	0.0	0.0	0	0	0	0	0	0	0	0	0	0	0	0	0	0	0	0	0
NFL TOTALS		19	0	23	16	7	5	18	3.0	24.0	3	0	0	0	0	2	1	0	0	5	4	1	0	0	0	0

NICK HERBIG'S NFL POSTSEASON DEFENSIVE STATISTICS

DATE	TEAM	GP	GS	TACKLES					YDS	QBH	INTERCEPTIONS					O. FUMB			ST			MISC				
				TK	S	A	TFL	YDS			SK	NO	YDS	LG	TD	PD	FF	FR	TD	YDS	TK	S	A	FF	FR	S
2023	Steelers	1	0	0	0	0	0	0.0	0.0	0	0	0	0	0	0	0	0	0	0	1	1	0	0	0	0	0
NFL TOTALS		1	0	0	0	0	0	0.0	0.0	0	0	0	0	0	0	0	0	0	0	1	1	0	0	0	0	0

SINGLE-GAME HIGHS: DEFENSIVE

Total Tackles	6 vs. New England Patriots, Dec 07, 2023 3 vs. Cincinnati Bengals, Dec 23, 2023 ...1 more at 3.	Tackles For Loss	1 vs. New England Patriots, Dec 07, 2023 1 vs. Arizona Cardinals, Dec 03, 2023 ...3 more at 1.
Solo Tackles	4 vs. New England Patriots, Dec 07, 2023 2 vs. Cincinnati Bengals, Dec 23, 2023 ...2 more at 2.	Special Teams Tackles	1 vs. New England Patriots, Dec 07, 2023 1 at Cleveland Browns, Nov 19, 2023 ...3 more at 1.
Forced Fumbles	1 at Seattle Seahawks, Dec 31, 2023 1 vs. Jacksonville Jaguars, Oct 29, 2023		

2024 GAME-BY-GAME REGULAR-SEASON STATISTICS (STEELERS)

DATE	OPPONENT	P/S	TACKLES							INTERCEPTIONS				O. FUMB			ST				MISC		SCORE						
			TK	S	A	SK	YDS	TFL	YDS	QBH	NO	YDS	LG	TD	PD	FF	FR	TD	YDS	TK	S	A		FF	FR	S	A	W/L	
09/08	at Falcons	P	1	1	0	0.0	0.0	0	0	0	0	0	0	0	0	0	0	0	0	0	0	0	0	0	0	0	0	W	18-10
09/15	at Broncos	P	0	0	0	0.0	0.0	0	0	0	0	0	0	0	0	0	0	0	0	0	0	0	0	0	0	0	0	W	13-6
2024 TOTALS		2-0	1	1	0	0.0	0.0	0	0	0	0	0	0	0	0	0	0	0	0	0	0	0	0	0	0	0	0	2-0	

2023 GAME-BY-GAME REGULAR-SEASON STATISTICS (STEELERS)

DATE	OPPONENT	P/S	TACKLES							INTERCEPTIONS				O. FUMB			ST				MISC		SCORE					
			TK	S	A	SK	YDS	TFL	YDS	QBH	NO	YDS	LG	TD	PD	FF	FR	TD	YDS	TK	S	A		FF	FR	S	A	W/L
09/10	49ers	P	1	0	1	0.0	0.0	0	0	0	0	0	0	0	0	0	0	0	0	0	0	0	0	0	0	0	L	7-30
09/18	Browns	P	3	2	1	0.0	0.0	0	0	0	0	0	0	0	0	0	0	0	0	0	0	0	0	0	0	0	W	26-22
09/24	at Raiders	P	0	0	0	0.0	0.0	0	0	0	0	0	0	0	0	0	0	0	0	0	0	0	0	0	0	0	W	23-18
10/01	at Texans	P	0	0	0	0.0	0.0	0	0	0	0	0	0	0	0	0	0	0	0	0	0	0	1	1	0	0	L	6-30
10/08	Ravens	P	0	0	0	0.0	0.0	0	0	0	0	0	0	0	0	0	0	0	0	0	0	0	0	0	0	0	W	17-10
10/22	at Rams	P	2	2	0	1.0	6.0	1	6	1	0	0	0	0	0	0	0	0	0	0	0	0	1	1	0	0	W	24-17
10/29	Jaguars	P	1	1	0	0.0	0.0	1	0	0	0	0	0	0	0	0	0	1	0	0	0	0	1	0	1	0	L	10-20
11/02	Titans	P	0	0	0	0.0	0.0	0	0	0	0	0	0	0	0	0	0	0	0	0	0	0	0	0	0	0	W	20-16
11/12	Packers	P	0	0	0	0.0	0.0	0	0	0	0	0	0	0	0	0	0	0	0	0	0	0	0	0	0	0	W	23-19
11/19	at Browns	P	1	0	1	0.0	0.0	0	0	0	0	0	0	0	0	0	0	0	0	0	0	0	1	1	0	0	L	10-13
11/26	at Bengals	P	1	1	0	1.0	9.0	1	9	1	0	0	0	0	0	0	0	0	0	0	0	0	0	0	0	0	W	16-10
12/03	Cardinals	P	1	1	0	0.0	0.0	1	2	0	0	0	0	0	0	0	0	0	0	0	0	0	0	0	0	0	L	10-24
12/07	Patriots	P	6	4	2	0.0	0.0	1	1	0	0	0	0	0	0	0	0	0	0	0	0	0	1	1	0	0	L	18-21
12/16	at Colts	P	2	1	1	0.0	0.0	0	0	0	0	0	0	0	0	0	0	0	0	0	0	0	0	0	0	0	L	13-30
12/23	Bengals	P	3	2	1	0.0	0.0	0	0	0	0	0	0	0	0	0	0	0	0	0	0	0	0	0	0	0	W	34-11
12/31	at Seahawks	P	1	1	0	1.0	9.0	0	0	1	0	0	0	0	0	0	1	1	0	0	0	0	0	0	0	0	W	30-23
01/06	at Ravens	P	0	0	0	0.0	0.0	0	0	0	0	0	0	0	0	0	0	0	0	0	0	0	0	0	0	0	W	17-10
2023 TOTALS		17-0	22	15	7	3.0	24.0	5	18	3	0	0	0	0	0	0	2	1	0	0	5	4	1	0	0	0	0	10-7

2023 GAME-BY-GAME POSTSEASON STATISTICS (STEELERS)

DATE	OPPONENT	P/S	TACKLES							INTERCEPTIONS				O. FUMB			ST				MISC		SCORE						
			TK	S	A	SK	YDS	TFL	YDS	QBH	NO	YDS	LG	TD	PD	FF	FR	TD	YDS	TK	S	A		FF	FR	S	A	W/L	
01/15	at Bills	P	0	0	0	0.0	0.0	0	0	0	0	0	0	0	0	0	0	0	0	0	0	0	0	0	0	0	0	L	17-31
2023 TOTALS		1-0	0	0	0	0.0	0.0	0	0	0	0	0	0	0	0	0	0	0	0	0	0	1	1	0	0	0	0	0-1	



CAMERON ^{DT} HEYWARD

HEIGHT: 6-5
WEIGHT: 295
COLLEGE: Ohio State
BORN: May 6, 1989

HOW ACQUIRED: D1 '11
NFL EXPERIENCE: 14th year
BIRTHPLACE: Pittsburgh, PA



PRO CAREER

- † Nine-time team captain (2015, 2016, 2017, 2018, 2019, 2020, 2021, 2022, 2023)
- † Six-time Pro Bowler (2017, 2018, 2019, 2020, 2021, 2022)
- † Three-time Associated Press First Team All-Pro (2017, 2019, 2021)
- † Named the 2023 Walter Payton Man of the Year, an award that recognizes a player's off-the-field community service as well as his playing excellence
- † Six-time Steelers' Walter Payton Man of the Year nominee (2015, 2017, 2018, 2021, 2022, 2023)
- † Three-time recipient of the Pro Football Writers' "The Chief Award" (2014, 2019 and 2021), which was established in honor of the Steelers' founder, Arthur J. Rooney, Sr., and is presented annually to the Steeler that best exemplifies the spirit of cooperation with the media
- † Joined Joe Greene (four times) as the only interior defensive linemen (DT-NT) in franchise history to be voted Associated Press first-team All-Pro more than once
- † His 80.5 career sacks are the most by a Steelers' defensive lineman since 1982
- † His 80.5 career sacks are tied for the second-most by a Steeler since 1982
- † His 80.5 career sacks are the most by an active NFL defensive tackle
- † His 80.5 career sacks are the ninth-most by a defensive tackle in League history
- † Only defensive lineman in franchise history with 9.0 or more sacks in at least five seasons (2017, 2018, 2019, 2021, 2022) and 10.0 or more sacks in at least three seasons (2017, 2021, 2022)
- † His three seasons of 10.0 or more sacks and seven seasons of 7.0 or more sacks are both tied for fourth-most by a defensive tackle since 1982
- † Has played in 194 games (159 starts) over his 13-year NFL career (Pittsburgh 2011-23)
- † His 194 regular-season games played for the Steelers ranks seventh in franchise history and third among defensive players (Donnie Shell, 201; Mel Blount 200)
- † His 194 regular-season games played for the Steelers ranks 24th in NFL history among defensive tackles
- † Registered 647 tackles (404 solo), 175 quarterback hits, 118 tackles for loss, 80.5 sacks, 47 passes defended, eight forced fumbles, seven fumble recoveries and two interceptions
- † Has registered 14 multi-sack games in his NFL regular-season career, which ranks tied for fifth in franchise history
- † The Steelers are 13-0-1 when he has a multi-sack game and 10-0-1 when he has at least 2.0 sacks
- † His 118 tackles for loss are the most by an active NFL defensive tackle
- † His 647 tackles are most by an active NFL defensive tackle
- † His 47 passes defended are the most among active NFL defensive tackles
- † His 333 tackles are the third-most among defensive tackles in the NFL since the start of the 2019 season
- † Heyward's 23 passes defended are the second-most among defensive tackles in the NFL since the start of the 2019 season
- † Heyward's 35.5 sacks are the fourth-most among defensive tackles in the NFL since the start of the 2019 season
- † Heyward's 53 tackles for loss are the second-most among defensive tackles in the NFL since the start of the 2019 season
- † Since 2020, only one team has had three players with at least 26.5 sacks, 59 quarterback hits and 40 tackles for loss (Pittsburgh's T.J. Watt, Cameron Heyward and Alex Highsmith)
- † Made NFL debut in Week 1 of 2011 (at Baltimore)
- † Made NFL starting debut in Week 3 of 2013 (vs. Chicago)

2023 (STEELERS)

- † Played in and started 11 regular-season games
- † Named the 2023 Walter Payton Man of the Year, an award that recognizes a player's off-the-field community service as well as his playing excellence
- † Missed Weeks 2-8 due to a groin injury
- † Registered 33 tackles (25 solo), 2.0 sacks, six tackles for loss, one pass defended and three quarterback hits
- † Steelers' run defense rebounded from a difficult start to the 2023 season when he returned to the lineup in Week 9 vs. Tennessee
- † Pittsburgh led the NFL in successful play rate on defensive rushes (EPA based) after Week 9
- † The Steelers allowed five rushing TDs after Week 9, which was tied for the third-fewest in the League over the span
- † Pittsburgh allowed 0.50 rushing TDs/game after Week 9, which was the third-fewest in the League over the span
- † The Steelers allowed 46 first downs by rush after Week 9, which was the second-fewest in the League over the span
- † Pittsburgh allowed 4.60 first downs by rush/game after Week 9, which was the fewest in the League over the span
- † The Steelers allowed a first down on just 19.0% of its opponents rushes after Week 9, which was the fewest in the League over the span
- † Pittsburgh allowed just 22 runs of 10 yards or more after Week 9, which was tied for the fifth-fewest in the League over the span
- † The Steelers allowed a run of 10 yards or more on just 9.1% of its opponents rushes after Week 9, which was the sixth-fewest in the League over the span

2022 (STEELERS)

- † Started all 17 regular-season games
- † Registered 74 tackles (39 solo), 10.5 sacks, 14 tackles for loss, four passes defended, one forced fumble and one fumble recovery
- † Tied his career high in quarterback hits (23) set in 2019
- † Ranked first on the team in QB hits and tackles for loss and second on the team in sacks
- † Named a defensive captain for the eighth consecutive season
- † Named the Steelers' 2022 Walter Payton Man of the Year, an award that recognizes a player's off-the-field community service as well as his playing excellence
- † Became the only defensive tackle in the NFL with 10.0 or more sacks in each of the last two seasons and the 10th defensive tackle in NFL history since 1982 to have 10.0 or more sacks in consecutive seasons
- † Registered three multi-sack games to mark 14 multi-sack games in his career
- † Was named the AFC Defensive Player of the Week for his performance in Week 16 vs. Las Vegas (seven total tackles, four solo tackles, 2.0 sacks, three tackles for loss, two QB hits and one pass defended)
- † Also received the NFL's Way to Play Award following Week 16, which recognizes NFL players who exemplify proper technique to make impactful plays and awards them a \$5,000 equipment grant to be given to a local youth or high school football program
- † Recorded eight tackles (three solo), 2.0 sacks, four QB hits, two tackles for loss and one pass defended in the Week 18 victory over Cleveland

2021 (STEELERS)

- ✦ Started all 17 regular-season games
- ✦ Finished with a career-high 89 tackles (53 solo) along with 10.0 sacks, 17 quarterback hits, 15 tackles for loss, nine passes defended, one interception, one forced fumble and one fumble recovery
- ✦ Named a defensive captain for the seventh consecutive time
- ✦ Named the Steelers' 2021 Walter Payton Man of the Year, an award that recognizes a player's off-the-field community service as well as his playing excellence
- ✦ Surpassed Joey Porter for the fifth-most sacks in team history (60.5) in Week 8 at Cleveland
- ✦ Tied for the team lead with nine passes defended
- ✦ Recorded his second career interception in Week 9 vs Chicago when he picked off QB Justin Fields
- ✦ Recorded the 11th multi-sack game of his career in Week 10 vs Detroit
- ✦ Recorded his 10th sack of the season in Week 18 at Baltimore, securing his second career double-digit sack season (had 12.0 in 2017)
- ✦ Became one of just 13 players in league history to have at least 10 sacks and nine passes defended in a season

2020 (STEELERS)

- ✦ Named a defensive captain for the sixth consecutive time
- ✦ Started all 15 games he played in during the regular season and one playoff game
- ✦ Recorded 54 tackles, 4.0 sacks, 19 quarterback hits, seven tackles for a loss and three passes defended
- ✦ Registered the first interception of his career in Week 1 at New York Giants (game 135 and start 100)
- ✦ His interception halted a Giants' drive that opened at its own 9-yard line and marched 87 yards on 19 plays, taking New York down to the Steelers' 4-yard line

2019 (STEELERS)

- ✦ Named a defensive captain for the fifth consecutive season
- ✦ Started all 16 games
- ✦ Recorded 83 tackles (51 solo), 9.0 sacks, a career-high 23 quarterback hits, 11 tackles for a loss and six passes defended
- ✦ Ranked second on the team in quarterback hits, third in sacks and third in TFLs
- ✦ Led all NFL defensive linemen in tackles
- ✦ His 83 tackles were the most by a Steelers defensive lineman since Donald Evans had 84 in 1993
- ✦ Registered seven or more tackles in three different games
- ✦ His 23 quarterback hits were the second-most among all defensive tackles in the NFL
- ✦ Recorded three or more quarterback hits in three separate games
- ✦ Joined Aaron Donald as the only defensive tackles in the League with at least three QB hits in three or more games
- ✦ His 9.0 sacks were the second-most among all defensive tackles in the NFL
- ✦ His 11 TFLs were the fourth-most among all defensive tackles in the NFL

2018 (STEELERS)

- ✦ Named a defensive team captain for the fourth straight season
- ✦ Started all 16 regular season games for the third time in his career
- ✦ Named the Steelers' 2018 Walter Payton Man of the Year, an award that recognizes a player's off-the-field community service as well as his playing excellence
- ✦ Finished the season with 51 tackles (29 solo), 8.0 sacks (second on the team), 18 quarterback hits (second on the team), 10 tackles for loss, three pass breakups, one forced fumble and one fumble recovery
- ✦ Surpassed Aaron Smith for the second-most sacks by a Steelers defensive lineman and seventh-most sacks by a Steeler since sacks became an official statistic in 1982

2017 (STEELERS)

- ✦ Named a defensive team captain for the third straight season
- ✦ Started all 15 of the regular-season games he played in
- ✦ Named the Steelers' 2017 Walter Payton Man of the Year, an award that recognizes a player's off-the-field community service as well as his playing excellence
- ✦ Finished the season with a career-high 12.0 sacks, 45 tackles (30 solo), 22 quarterback hits, a career-high 16 tackles for loss, three passes defended, two forced fumbles and one fumble recovery
- ✦ Recorded four multi-sack performances, tying for most in the League
- ✦ His 12.0 sacks tied for third-most among AFC defensive linemen and tied for sixth among all NFL defensive linemen in sacks
- ✦ Named AFC Defensive Player of the Week for his Week 4 performance at Baltimore (10/1)
- ✦ Registered the third multi-sack game in his regular-season career and credited with a forced fumble and fumble recovery
- ✦ Named AFC Defensive Player of the Week for his Week 12 performance vs. Green Bay (11/26)
- ✦ Registered the fifth game of his regular-season career with multiple sacks and added six tackles (three solo), two tackles for losses and three quarterback hits
- ✦ Surpassed Clark Haggans (32.0) for the 10th-most sacks by a Steeler since sacks became an official statistic in 1982
- ✦ Established a single-game high for sacks in the first half of a game with 2.0 at Houston in Week 16
- ✦ First Steelers defensive lineman to record at least 2.0 sacks in the first half of a game since Nov. 9, 2009 (Brett Keisel at Denver)
- ✦ Surpassed Lawrence Timmons and Kevin Greene (35.5) for the eighth-most sacks by a Steeler since sacks became an official statistic in 1982

2016 (STEELERS)

- ✦ Named a defensive team captain for the second straight season
- ✦ Started seven games during the regular season
- ✦ Inactive for two games due to a left hamstring injury (10/16 at Miami and 10/23 vs. New England)
- ✦ Placed on the team's Reserve/Injured List due to a pectoral injury on November 19, and missed the remainder of the regular season and postseason
- ✦ Recorded a single-game career-high 3.0 sacks in Week 4 vs. Kansas City
- ✦ Became the fourth defensive end in franchise history to record at least 3.0 sacks in a single game and the first since Ray Seals in 1994 (11/6 at Houston) since sacks became an official statistic in 1982

2015 (STEELERS)

- ✦ Named a defensive team captain for the first time in his career
- ✦ Started all 16 regular-season games for the second consecutive season
- ✦ Named the Steelers' 2015 Walter Payton Man of the Year, an award that recognizes a player's off-the-field community service as well as his playing excellence
- ✦ Led the team with 7.0 sacks during the regular season along with 54 tackles (39 solo), 15 tackles for loss, 13 quarterback hits, two passes defended and one forced fumble
- ✦ Recorded at least 5.0 sacks in three straight seasons, becoming the second defensive end (Keith Willis) to record 5.0 sacks in three or more consecutive seasons since sacks became an official statistic in 1982
- ✦ Started both postseason contests
- ✦ Recorded a strip sack in the second quarter of the Wild Card victory Cincinnati, the first sack and forced fumble of his career in the postseason

2014 (STEELERS)

- ✦ Started all 16 games during the regular season for the first time in his career
- ✦ Set a then career-high with 7.5 sacks on the season along with 53 tackles (33 solo), 16 quarterback hits, 11 tackles for loss and four passes defended
- ✦ Became the first defensive lineman to lead or tie for the team lead in sacks since Aaron Smith (2004)
- ✦ Recorded 1.5 sacks in Week 16 vs. Kansas City, the first multi-sack game of his career and the first Steelers' defensive end to record a multi-sack game since Brett Keisel (12/23/12 vs. Cincinnati)
- ✦ Started the lone postseason contest

2013 (STEELERS)

- ✦ Played in all 16 games, making a then career-best 13 starts
- ✦ Started his first career game in Week 3 vs. Chicago
- ✦ Recorded 5.0 sacks on the season, his first season with at least five quarterback takedowns
- ✦ Added on 59 tackles (35 solo), 10 quarterback hits, seven tackles for loss and seven passes defended
- ✦ Recorded a career-high 10 tackles, and one sack, in Week 14 vs. Miami

2012 (STEELERS)

- ✦ Saw action on the defensive line and on special teams in all 16 contests
- ✦ Recorded 20 tackles (13 solo), 1.5 sacks, three quarterback hits and two tackles for loss

2011 (STEELERS)

- ✦ Saw action in all 16 regular-season games and the lone postseason contest in his rookie season
- ✦ Totaled 11 tackles (10 solo), 1.0 sack, three quarterback hits, one forced fumble and one pass defended
- ✦ Registered his first career sack and forced fumble in the fourth quarter in Week 5 vs. Tennessee

TRANSACTIONS

- ✦ Signed four-year contract extension with Pittsburgh on Sept. 6, 2020
- ✦ Signed six-year contract with the Steelers on July 16, 2015
- ✦ Pittsburgh exercised fifth-year option on April 22, 2014
- ✦ Signed four-year contract with the Steelers on July 29, 2011
- ✦ Drafted by Pittsburgh in the first round (31st overall) of the 2011 NFL Draft

PERSONAL

- ✦ Attended Peachtree Ridge High School (Suwanee, Ga.)
- ✦ Named 2006 Georgia Class 5A Defensive Player of the Year, helping Peachtree Ridge capture the state championship as a senior
- ✦ Totaled 88 tackles and 11.0 sacks during his senior campaign
- ✦ Son of former NFL and University of Pittsburgh running back Craig "Ironhead" Heyward and Charlotte Heyward Blackwell
- ✦ Cameron's stepfather, Cory Blackwell, played football at Wisconsin
- ✦ Married to Allie
- ✦ Couple has one son, Callen Grey, and two daughters, Chloe and Caia
- ✦ Started his foundation, "The Heyward House" in May 2015
- ✦ Full name: Cameron Phillips Heyward

COMMUNITY

- ✦ Named the 2023 Walter Payton Man of the Year, an award that recognizes a player's off-the-field community service as well as his playing excellence
- ✦ Six-time Steelers Walter Payton Man of the Year (2015, 2017, 2018, 2021, 2022, 2023)
- ✦ Created his foundation, The Heyward House, in 2015, which supports Pittsburghers in need through a variety of programs and partnerships
- ✦ Began the Rufus and Judy Jordan Literacy Program in 2020, and as part of the program, built Little Free Libraries where he stocks books in under-served communities
- ✦ Built the Heyward Performance Center field house for his high school, Peachtree Ridge, in 2020
- ✦ Created a birthday club, Cam's Birthday Bash, where every year on his birthday, he throws a birthday party at Dave and Buster's complete with food, games and gifts, for children who often don't get the opportunity to celebrate their birthdays
- ✦ Through Craig's Closet, a program he named after his father, high school boys in the Pittsburgh area with free dress clothes for interviews, internships, banquets, and more
- ✦ Partners with Blessings in a Backpack to provide backpacks of food for students to take home over the weekend
- ✦ Began Voices of Hope Scholarship to provide brain tumor patients, or the family members of those affected by a brain tumor diagnosis, the opportunity to pursue a post-secondary education
- ✦ Annually treats 200 families per year to Thanksgiving dinner through his food distribution with Greater Pittsburgh Food Bank
- ✦ Has donated \$150,000 over the last two seasons to the Steelers Social Justice Fund
- ✦ Serves on the Steelers Social Justice Committee and led one of the Social Justice Film Series nights

COLLEGE

- ★ Started 46-of-52 games at Ohio State (2007-10)
- ★ Recorded 163 tackles, 37.5 tackles for loss, 15.0 sacks and six quarterback pressures
- ★ Recovered two fumbles, including one in the end zone for a touchdown
- ★ Had one interception, and he returned it 80 yards, which, at the time, ranked as the seventh longest return by a Buckeye in school history and the longest interception return by a defensive lineman
- ★ Forced two fumbles
- ★ Earned first-team All-Big Ten Conference honors and the Bill Willis Award, given by the OSU coaches to the team's Outstanding Defensive Player in 2010
- ★ Earned second-team All-Big Ten Conference honors and was the recipient of the Jack Stephenson Award, given by the coaching staff to the team's outstanding defensive lineman in 2009
- ★ Garnered Freshman All-American honors from Rivals.com, Scout.com and The Sporting News in 2007
- ★ Graduated with a degree in human development

REGULAR SEASON COMPARISON: DEFENSIVE - LOS ANGELES CHARGERS

DATE	OPP	W/L	GP/GS	TACKLES						YDS.	INT	TFL	PD	QBH	TD	MISC		
				TOT	SOLO	ASST	SACK	YDS.	INT							FF	FR	S
12/9/12	PIT vs. SD	L	P	1	1	0	0.0	0.0	0	0	0	0	1	0	0	0	0	
10/12/15	PIT @ SD	W	S	1	1	0	0.0	0.0	0	0	0	2	0	0	0	0		
12/2/18	PIT vs. LAC	L	S	4	1	3	0.0	0.0	0	1	1	2	0	0	0	0		
10/13/19	PIT @ LAC	W	S	3	2	1	0.0	0.0	0	0	0	0	0	0	0	0		
11/21/21	PIT @ LAC	L	S	2	2	0	0.0	0.0	0	0	1	0	0	0	0	0		
TOTALS		2/3	5/4	11	7	4	0.0	0.0	0	1	2	5	0	0	0	0		

CAMERON HEYWARD'S NFL REGULAR SEASON DEFENSIVE STATISTICS

DATE	TEAM	GP	GS	TACKLES						INTERCEPTIONS				O. FUMB			ST			MISC							
				TK	S	A	TFL	YDS	SK	YDS	QBH	NO	YDS	LG	TD	PD	FF	FR	TD	YDS	TK	S	A	FF	FR	S	A
2011	Steelers	16	0	11	10	1	0	0	1.0	8.0	3	0	0	0	1	1	0	0	0	0	0	0	0	0	0	0	
2012	Steelers	16	0	20	13	7	2	0	1.5	5.0	3	0	0	0	0	0	0	0	0	0	0	0	0	0	0	0	
2013	Steelers	16	13	59	35	24	7	51	5.0	41.0	10	0	0	0	7	0	1	0	8	0	0	0	0	0	0	0	
2014	Steelers	16	16	53	33	20	11	54	7.5	47.0	16	0	0	0	4	0	0	0	0	0	0	0	0	0	0	0	
2015	Steelers	16	16	54	39	15	15	69	7.0	35.0	13	0	0	0	2	1	0	0	0	0	0	0	0	0	0	0	
2016	Steelers	7	7	21	17	4	4	18	3.0	16.0	5	0	0	0	4	0	1	0	1	0	0	0	0	0	0	0	
2017	Steelers	15	15	45	30	15	16	78	12.0	71.0	22	0	0	0	3	2	1	0	0	0	0	0	0	0	0	0	
2018	Steelers	16	16	51	29	22	10	55	8.0	60.0	18	0	0	0	3	1	1	0	0	0	0	0	0	0	0	0	
2019	Steelers	16	16	83	51	32	11	53	9.0	61.0	23	0	0	0	6	1	1	0	0	0	0	0	0	0	0	0	
2020	Steelers	15	15	54	30	24	7	20	4.0	28.5	19	1	0	0	3	0	0	0	0	0	0	0	0	0	0	0	
2021	Steelers	17	17	89	53	36	15	58	10.0	55.5	17	1	0	0	9	1	1	0	0	0	0	0	0	0	0	0	
2022	Steelers	17	17	74	39	35	14	58	10.5	72.5	23	0	0	0	4	1	1	0	0	0	0	0	0	0	0	0	
2023	Steelers	11	11	33	25	8	6	22	2.0	14.0	3	0	0	0	1	0	0	0	0	0	0	0	0	0	0	0	
2024	Steelers	2	2	7	4	3	0	0	0.0	0.0	3	0	0	0	0	0	0	0	0	0	0	0	0	0	0	0	
NFL TOTALS		196	161	654	408	246	118	536	80.5	514.5	178	2	0	0	47	8	7	0	9	0	0	0	0	0	0	0	0

CAMERON HEYWARD'S NFL POSTSEASON DEFENSIVE STATISTICS

DATE	TEAM	GP	GS	TACKLES						INTERCEPTIONS				O. FUMB			ST			MISC						
				TK	S	A	TFL	YDS	SK	YDS	QBH	NO	YDS	LG	TD	PD	FF	FR	TD	YDS	TK	S	A	FF	FR	S
2011	Steelers	1	0	4	3	1	0	0	0.0	0.0	0	0	0	0	0	0	0	0	0	0	0	0	0	0	0	0
2014	Steelers	1	1	2	2	0	0	0	0.0	0.0	2	0	0	0	0	0	0	0	0	0	0	0	0	0	0	0
2015	Steelers	2	2	1	1	0	0	0	1.0	11.0	4	0	0	0	1	0	0	0	0	0	0	0	0	0	0	0
2017	Steelers	1	1	1	1	0	1	2	0.0	0.0	0	0	0	0	0	0	0	0	0	0	0	0	0	0	0	0
2020	Steelers	1	1	1	1	0	0	0	0.0	0.0	0	0	0	0	1	0	0	0	0	0	0	0	0	0	0	0
2021	Steelers	1	1	4	2	2	0	0	0.0	0.0	0	0	0	0	1	0	0	0	0	0	0	0	0	0	0	0
2023	Steelers	1	1	6	4	2	1	2	0.0	0.0	0	0	0	0	0	0	0	0	0	0	0	0	0	0	0	0
NFL TOTALS		8	7	19	14	5	2	4	1.0	11.0	6	0	0	0	1	2	0	0	0	0	0	0	0	0	0	0

SINGLE-GAME HIGHS: DEFENSIVE

Total Tackles	10 vs. Miami Dolphins, Dec 08, 2013 9 vs. Seattle Seahawks, Oct 17, 2021 ...1 more at 9.	Fumble Recoveries	1 at Cincinnati Bengals, Sep 11, 2022 1 at Buffalo Bills, Sep 12, 2021 ...5 more at 1.
Solo Tackles	7 vs. Kansas City Chiefs, Oct 02, 2016 7 vs. Baltimore Ravens, Oct 01, 2015 ...1 more at 7.	Tackles For Loss	3 vs. Las Vegas Raiders, Dec 24, 2022 3 vs. Kansas City Chiefs, Oct 02, 2016
Sacks	3.0 vs. Kansas City Chiefs, Oct 02, 2016 2.5 vs. Cincinnati Bengals, Sep 30, 2019	Interceptions	1 vs. Chicago Bears, Nov 08, 2021 1 at New York Giants, Sep 14, 2020
Passes Defensed	2 vs. Cleveland Browns, Jan 03, 2022 2 vs. Denver Broncos, Oct 10, 2021 ...5 more at 2.	Longest Opp Fumble Return	8 at Cleveland Browns, Nov 24, 2013 1 vs. Cincinnati Bengals, Sep 18, 2016
Forced Fumbles	1 at Buffalo Bills, Oct 09, 2022 1 at Buffalo Bills, Sep 12, 2021 ...6 more at 1.		

SINGLE-GAME HIGHS - POSTSEASON: DEFENSIVE

Total Tackles	6 at Buffalo Bills, Jan 15, 2024 4 at Kansas City Chiefs, Jan 16, 2022 4 at Denver Broncos, Jan 08, 2012 2 vs. Baltimore Ravens, Jan 03, 2015 1 vs. Cleveland Browns, Jan 10, 2021 ...2 more at 1.	Passes Defensed	1 vs. Cleveland Browns, Jan 10, 2021
		Forced Fumbles	1 at Kansas City Chiefs, Jan 16, 2022 1 at Cincinnati Bengals, Jan 09, 2016
		Tackles For Loss	1 at Buffalo Bills, Jan 15, 2024 1 vs. Jacksonville Jaguars, Jan 14, 2018
Solo Tackles	4 at Buffalo Bills, Jan 15, 2024 3 at Denver Broncos, Jan 08, 2012 2 at Kansas City Chiefs, Jan 16, 2022 2 vs. Baltimore Ravens, Jan 03, 2015 1 vs. Cleveland Browns, Jan 10, 2021 ...2 more at 1.		
Sacks	1.0 at Cincinnati Bengals, Jan 09, 2016		

SINGLE-GAME HIGHS: RUSHING/RECEIVING

All-Purpose Yards	11 vs. Baltimore Ravens, Oct 20, 2013 8 at Cleveland Browns, Nov 24, 2013	Kickoff Return Yards	11 vs. Baltimore Ravens, Oct 20, 2013
Kickoff Returns	1 vs. Baltimore Ravens, Oct 20, 2013	Longest Kickoff Return	11 vs. Baltimore Ravens, Oct 20, 2013

2024 GAME-BY-GAME REGULAR-SEASON STATISTICS (STEELERS)

DATE	OPPONENT	P/S	TACKLES							INTERCEPTIONS				O. FUMB			ST				MISC		W/L	SCORE				
			TK	S	A	SK	YDS	TFL	YDS	QBH	NO	YDS	LG	TD	PD	FF	FR	TD	YDS	TK	S	A			FF	FR	S	A
09/08	at Falcons	S	4	3	1	0.0	0.0	0	0	0	0	0	0	0	0	0	0	0	0	0	0	0	0	0	0	0	W	18-10
09/15	at Broncos	S	3	1	2	0.0	0.0	0	0	0	3	0	0	0	0	0	0	0	0	0	0	0	0	0	0	0	W	13-6
2024 TOTALS		2-2	7	4	3	0.0	0.0	0	0	0	3	0	0	0	0	0	0	0	0	0	0	0	0	0	0	0	2-0	

2023 GAME-BY-GAME REGULAR-SEASON STATISTICS (STEELERS)

DATE	OPPONENT	P/S	TACKLES							INTERCEPTIONS				O. FUMB			ST				MISC		W/L	SCORE				
			TK	S	A	SK	YDS	TFL	YDS	QBH	NO	YDS	LG	TD	PD	FF	FR	TD	YDS	TK	S	A			FF	FR	S	A
09/10	49ers	S	0	0	0	0.0	0.0	0	0	0	1	0	0	0	0	0	0	0	0	0	0	0	0	0	0	0	L	7-30
09/18	Browns											INJURED RESERVE															W	26-22
09/24	at Raiders											INJURED RESERVE															W	23-18
10/01	at Texans											INJURED RESERVE															L	6-30
10/08	Ravens											INJURED RESERVE															W	17-10
10/22	at Rams											INJURED RESERVE															W	24-17
10/29	Jaguars											INJURED RESERVE															L	10-20
11/02	Titans	S	6	4	2	0.0	0.0	1	8	0	0	0	0	0	0	0	0	0	0	0	0	0	0	0	0	0	W	20-16
11/12	Packers	S	3	2	1	0.0	0.0	1	0	0	0	0	0	0	0	0	0	0	0	0	0	0	0	0	0	0	W	23-19
11/19	at Browns	S	5	5	0	0.0	0.0	1	0	0	0	0	0	0	0	0	0	0	0	0	0	0	0	0	0	0	L	10-13
11/26	at Bengals	S	4	3	1	1.0	6.0	1	6	1	0	0	0	0	0	0	0	0	0	0	0	0	0	0	0	0	W	16-10
12/03	Cardinals	S	1	1	0	0.0	0.0	0	0	0	0	0	0	0	0	0	0	0	0	0	0	0	0	0	0	0	L	10-24
12/07	Patriots	S	6	5	1	1.0	8.0	1	8	1	0	0	0	0	0	0	0	0	0	0	0	0	0	0	0	0	L	18-21
12/16	at Colts	S	5	3	2	0.0	0.0	1	0	0	0	0	0	0	0	0	0	0	0	0	0	0	0	0	0	0	L	13-30
12/23	Bengals	S	0	0	0	0.0	0.0	0	0	0	0	0	0	0	0	0	0	0	0	0	0	0	0	0	0	0	W	34-11
12/31	at Seahawks	S	1	0	1	0.0	0.0	0	0	0	0	0	0	0	1	0	0	0	0	0	0	0	0	0	0	0	W	30-23
01/06	at Ravens	S	2	2	0	0.0	0.0	0	0	0	0	0	0	0	0	0	0	0	0	0	0	0	0	0	0	0	W	17-10
2023 TOTALS		11-11	33	25	8	2.0	14.0	6	22	3	0	0	0	0	1	0	0	0	0	0	0	0	0	0	0	0	10-7	

2022 GAME-BY-GAME REGULAR-SEASON STATISTICS (STEELERS)

DATE	OPPONENT	P/S	TACKLES							INTERCEPTIONS				O. FUMB			ST				MISC		W/L	SCORE				
			TK	S	A	SK	YDS	TFL	YDS	QBH	NO	YDS	LG	TD	PD	FF	FR	TD	YDS	TK	S	A			FF	FR	S	A
09/11	at Bengals	S	2	2	0	1.0	5.0	1	5	3	0	0	0	0	0	1	0	0	0	0	0	0	0	0	0	0	W	23-20+
09/18	Patriots	S	5	3	2	0.0	0.0	0	0	0	0	0	0	0	1	0	0	0	0	0	0	0	0	0	0	0	L	14-17
09/22	at Browns	S	7	4	3	0.0	0.0	1	2	0	0	0	0	0	0	0	0	0	0	0	0	0	0	0	0	0	W	17-29
10/02	Jets	S	2	0	2	0.0	0.0	0	0	0	0	0	0	0	0	0	0	0	0	0	0	0	0	0	0	0	L	20-24
10/09	at Bills	S	5	1	4	0.0	0.0	0	0	0	0	0	0	0	1	0	0	0	0	0	0	0	0	0	0	0	L	3-38
10/16	Buccaneers	S	3	2	1	1.0	5.0	1	5	2	0	0	0	0	0	0	0	0	0	0	0	0	0	0	0	0	W	20-18
10/23	at Dolphins	S	5	4	1	0.0	0.0	1	1	0	0	0	0	0	0	0	0	0	0	0	0	0	0	0	0	0	L	10-16
10/30	at Eagles	S	2	2	0	1.0	5.0	1	5	2	0	0	0	0	0	0	0	0	0	0	0	0	0	0	0	0	L	13-35
11/13	Saints	S	3	2	1	0.0	0.0	0	0	0	0	0	0	0	0	0	0	0	0	0	0	0	0	0	0	0	W	20-10
11/20	Bengals	S	7	4	3	1.0	3.0	2	5	2	0	0	0	0	0	0	0	0	0	0	0	0	0	0	0	0	L	30-37
11/28	at Colts	S	1	0	1	0.0	0.0	0	0	3	0	0	0	0	0	0	0	0	0	0	0	0	0	0	0	0	W	24-17
12/04	at Falcons	S	4	2	2	1.0	7.0	1	7	2	0	0	0	0	1	0	0	0	0	0	0	0	0	0	0	0	W	19-16
12/11	Ravens	S	6	3	3	0.0	0.0	0	0	1	0	0	0	0	0	0	0	0	0	0	0	0	0	0	0	0	L	14-16
12/18	at Panthers	S	3	2	1	1.5	15.0	1	0	2	0	0	0	0	0	0	0	0	0	0	0	0	0	0	0	0	W	24-16
12/24	Raiders	S	7	4	3	2.0	18.0	3	18	2	0	0	0	0	1	0	0	0	0	0	0	0	0	0	0	0	W	13-10
01/01	at Ravens	S	4	1	3	0.0	0.0	0	0	0	0	0	0	0	0	0	0	0	0	0	0	0	0	0	0	0	W	16-13
01/08	Browns	S	8	3	5	2.0	14.5	2	10	4	0	0	0	0	1	0	0	0	0	0	0	0	0	0	0	0	W	28-14
2022 TOTALS		17-17	74	39	35	10.5	72.5	14	58	23	0	0	0	0	4	1	1	0	0	0	0	0	0	0	0	0	9-8	

+ - Overtime

2021 GAME-BY-GAME REGULAR-SEASON STATISTICS (STEELERS)

DATE	OPPONENT	P/S	TACKLES							INTERCEPTIONS				O. FUMB			ST			MISC		W/L	SCORE				
			TK	S	A	SK	YDS	TFL	YDS	QBH	NO	YDS	LG	TD	PD	FF	FR	TD	YDS	TK	S			A	FF	FR	S
09/12	at Bills	S	4	2	2	1.0	6.0	1	6	1	0	0	0	0	2	1	1	0	0	0	0	0	0	0	0	W	23-16
09/19	Raiders	S	7	4	3	0.0	0.0	1	0	0	0	0	0	0	1	0	0	0	0	0	0	0	0	0	0	L	17-26
09/26	Bengals	S	5	1	4	0.0	0.0	0	0	0	0	0	0	0	0	0	0	0	0	0	0	0	0	0	0	L	10-24
10/03	at Packers	S	8	5	3	0.0	0.0	1	1	1	0	0	0	0	0	0	0	0	0	0	0	0	0	0	0	L	17-27
10/10	Broncos	S	3	2	1	0.0	0.0	0	0	0	0	0	0	0	2	0	0	0	0	0	0	0	0	0	0	W	27-19
10/17	Seahawks	S	9	6	3	1.0	8.0	2	12	1	0	0	0	0	0	0	0	0	0	0	0	0	0	0	0	W	23-20+
10/31	at Browns	S	4	3	1	0.5	2.5	0	0	2	0	0	0	0	0	0	0	0	0	0	0	0	0	0	0	W	15-10
11/08	Bears	S	2	2	0	0.0	0.0	0	0	3	1	0	0	0	1	0	0	0	0	0	0	0	0	0	0	W	29-27
11/14	Lions	S	5	3	2	2.0	18.0	2	18	2	0	0	0	0	0	0	0	0	0	0	0	0	0	0	0	T	16-16
11/21	at Chargers	S	2	2	0	0.0	0.0	0	0	0	0	0	0	0	1	0	0	0	0	0	0	0	0	0	0	L	37-41
11/28	at Bengals	S	8	3	5	1.0	6.0	1	6	1	0	0	0	0	0	0	0	0	0	0	0	0	0	0	0	L	10-41
12/05	Ravens	S	4	3	1	1.0	3.0	2	5	1	0	0	0	0	0	0	0	0	0	0	0	0	0	0	0	W	20-19
12/09	at Vikings	S	6	3	3	0.0	0.0	1	2	0	0	0	0	0	0	0	0	0	0	0	0	0	0	0	0	L	28-36
12/19	Titans	S	6	2	4	0.5	5.0	0	0	1	0	0	0	0	0	0	0	0	0	0	0	0	0	0	0	W	19-13
12/26	at Chiefs	S	6	3	3	1.0	4.0	1	4	1	0	0	0	0	0	0	0	0	0	0	0	0	0	0	0	L	10-36
01/03	Browns	S	4	4	0	1.0	1.0	1	1	2	0	0	0	0	2	0	0	0	0	0	0	0	0	0	0	W	26-14
01/09	at Ravens	S	6	5	1	1.0	2.0	2	3	1	0	0	0	0	0	0	0	0	0	0	0	0	0	0	0	W	16-13+
2021 TOTALS		17-17	89	53	36	10.0	55.5	15	58	17	1	0	0	0	9	1	1	0	0	0	0	0	0	0	0	9-7-1	

+ - Overtime

2019 GAME-BY-GAME REGULAR-SEASON STATISTICS (STEELERS)

DATE	OPPONENT	P/S	TACKLES							INTERCEPTIONS				O. FUMB			ST			MISC		W/L	SCORE				
			TK	S	A	SK	YDS	TFL	YDS	QBH	NO	YDS	LG	TD	PD	FF	FR	TD	YDS	TK	S			A	FF	FR	S
09/08	at Patriots	S	7	3	4	0.0	0.0	0	0	0	0	0	0	0	0	0	0	0	0	0	0	0	0	0	0	L	3-33
09/15	Seahawks	S	3	3	0	0.0	0.0	1	0	0	0	0	0	0	1	0	0	0	0	0	0	0	0	0	0	L	26-28
09/22	at 49ers	S	5	4	1	0.0	0.0	1	1	0	0	0	0	0	0	0	0	0	0	0	0	0	0	0	0	L	20-24
09/30	Bengals	S	6	4	2	2.5	23.0	1	11	3	0	0	0	0	0	1	0	0	0	0	0	0	0	0	0	W	27-3
10/06	Ravens	S	4	4	0	1.0	3.0	1	3	2	0	0	0	0	0	0	0	0	0	0	0	0	0	0	0	L	23-26+
10/13	at Chargers	S	3	2	1	0.0	0.0	0	0	0	0	0	0	0	0	0	0	0	0	0	0	0	0	0	0	W	24-17
10/28	Dolphins	S	6	3	3	1.0	4.0	1	4	2	0	0	0	0	1	0	0	0	0	0	0	0	0	0	0	W	27-14
11/03	Colts	S	6	4	2	0.0	0.0	0	0	1	0	0	0	0	0	0	0	0	0	0	0	0	0	0	0	W	26-24
11/10	Rams	S	3	2	1	1.0	10.0	1	10	3	0	0	0	0	2	0	0	0	0	0	0	0	0	0	0	W	17-12
11/14	at Browns	S	6	5	1	0.0	0.0	1	1	1	0	0	0	0	0	0	0	0	0	0	0	0	0	0	0	L	7-21
11/24	at Bengals	S	6	2	4	1.0	8.0	1	8	5	0	0	0	0	0	0	0	0	0	0	0	0	0	0	0	W	16-10
12/01	Browns	S	6	3	3	0.5	1.0	1	3	1	0	0	0	0	0	1	1	0	0	0	0	0	0	0	0	W	20-13
12/08	at Cardinals	S	3	2	1	1.0	5.0	1	5	1	0	0	0	0	0	0	0	0	0	0	0	0	0	0	0	W	23-17
12/15	Bills	S	9	5	4	0.0	0.0	0	0	1	0	0	0	0	1	0	0	0	0	0	0	0	0	0	0	L	10-17
12/22	at Jets	S	6	2	4	0.0	0.0	0	0	1	0	0	0	0	0	0	0	0	0	0	0	0	0	0	0	L	10-16
12/29	at Ravens	S	4	3	1	1.0	7.0	1	7	2	0	0	0	0	1	0	0	0	0	0	0	0	0	0	0	L	10-28
2019 TOTALS		16-16	83	51	32	9.0	61.0	11	53	23	0	0	0	0	6	1	1	0	0	0	0	0	0	0	0	8-8	

+ - Overtime

2018 GAME-BY-GAME REGULAR-SEASON STATISTICS (STEELERS)

DATE	OPPONENT	P/S	TACKLES							INTERCEPTIONS				O. FUMB			ST			MISC		W/L	SCORE				
			TK	S	A	SK	YDS	TFL	YDS	QBH	NO	YDS	LG	TD	PD	FF	FR	TD	YDS	TK	S			A	FF	FR	S
09/09	at Browns	S	7	5	2	1.0	11.0	1	11	1	0	0	0	0	0	0	0	0	0	0	0	0	0	0	0	T	21-21
09/16	Chiefs	S	3	3	0	0.0	0.0	0	0	2	0	0	0	0	0	1	0	0	0	0	0	0	0	0	0	L	37-42
09/24	at Buccaneers	S	1	1	0	0.0	0.0	1	0	1	0	0	0	0	0	0	0	0	0	0	0	0	0	0	0	W	30-27
09/30	Ravens	S	5	2	3	0.0	0.0	0	0	0	0	0	0	0	0	0	0	0	0	0	0	0	0	0	0	L	14-26
10/07	Falcons	S	3	2	1	1.5	8.5	1	6	2	0	0	0	0	0	0	0	0	0	0	0	0	0	0	0	W	41-17
10/14	at Bengals	S	0	0	0	0.0	0.0	0	0	0	0	0	0	0	0	0	0	0	0	0	0	0	0	0	0	W	28-21
10/28	Browns	S	1	0	1	0.0	0.0	0	0	0	0	0	0	0	0	0	0	0	0	0	0	0	0	0	0	W	33-18
11/04	at Ravens	S	1	0	1	0.0	0.0	0	0	2	0	0	0	0	0	0	0	0	0	0	0	0	0	0	0	W	23-16
11/08	Panthers	S	3	2	1	2.0	15.0	2	15	2	0	0	0	0	0	0	0	0	0	0	0	0	0	0	0	W	52-21
11/18	at Jaguars	S	5	4	1	1.0	7.0	2	8	1	0	0	0	0	0	1	0	0	0	0	0	0	0	0	0	W	20-16
11/25	at Broncos	S	3	2	1	0.5	3.5	0	0	1	0	0	0	0	1	0	0	0	0	0	0	0	0	0	0	L	17-24
12/02	Chargers	S	4	1	3	0.0	0.0	1	0	2	0	0	0	0	1	0	0	0	0	0	0	0	0	0	0	L	30-33
12/09	at Raiders	S	6	4	2	0.0	0.0	0	0	0	0	0	0	0	0	0	0	0	0	0	0	0	0	0	0	L	21-24
12/16	Patriots	S	4	1	3	0.0	0.0	0	0	2	0	0	0	0	0	0	0	0	0	0	0	0	0	0	0	W	17-10
12/23	at Saints	S	3	0	3	0.0	0.0	0	0	0	0	0	0	0	1	0	0	0	0	0	0	0	0	0	0	L	28-31
12/30	Bengals	S	2	2	0	2.0	15.0	2	15	2	0	0	0	0	0	0	0	0	0	0	0	0	0	0	0	W	16-13
2018 TOTALS		16-16	51	29	22	8.0	60.0	10	55	18	0	0	0	0	3	1	1	0	0	0	0	0	0	0	0	9-6-1	

2017 GAME-BY-GAME REGULAR-SEASON STATISTICS (STEELERS)

DATE	OPPONENT	P/S	TACKLES							INTERCEPTIONS				O. FUMB			ST			MISC		W/L	SCORE				
			TK	S	A	SK	YDS	TFL	YDS	QBH	NO	YDS	LG	TD	PD	FF	FR	TD	YDS	TK	S			A	FF	FR	S
09/10	at Browns	S	3	1	2	1.0	4.0	1	4	1	0	0	0	0	0	0	0	0	0	0	0	0	0	0	0	W	21-18
09/17	Vikings	S	6	2	4	0.0	0.0	1	0	2	0	0	0	0	0	0	0	0	0	0	0	0	0	0	0	W	26-9
09/24	at Bears	S	3	3	0	0.0	0.0	0	0	0	0	0	0	0	0	0	0	0	0	0	0	0	0	0	L	17-23+	
10/01	at Ravens	S	4	3	1	2.0	14.0	2	14	2	0	0	0	0	0	1	1	0	0	0	0	0	0	0	W	26-9	
10/08	Jaguars	S	2	1	1	0.0	0.0	0	0	1	0	0	0	0	0	0	0	0	0	0	0	0	0	0	L	9-30	
10/15	at Chiefs	S	2	2	0	0.0	0.0	0	0	1	0	0	0	0	0	0	0	0	0	0	0	0	0	0	W	19-13	
10/22	Bengals	S	4	4	0	1.0	1.0	2	1	1	0	0	0	0	0	0	0	0	0	0	0	0	0	0	W	29-14	
10/29	at Lions	S	3	3	0	1.0	11.0	2	12	2	0	0	0	0	0	0	0	0	0	0	0	0	0	0	W	20-15	
11/12	at Colts	S	2	1	1	0.0	0.0	0	0	2	0	0	0	0	0	0	0	0	0	0	0	0	0	0	W	20-17	
11/16	Titans	S	3	2	1	2.0	23.0	2	23	3	0	0	0	0	0	0	0	0	0	0	0	0	0	0	W	40-17	
11/26	Packers	S	6	3	3	2.0	7.0	2	7	3	0	0	0	0	0	0	0	0	0	0	0	0	0	0	W	31-28	
12/04	at Bengals	S	1	1	0	0.0	0.0	1	1	0	0	0	0	0	1	0	0	0	0	0	0	0	0	0	W	23-20	
12/10	Ravens	S	1	0	1	0.0	0.0	0	0	0	0	0	0	1	0	0	0	0	0	0	0	0	0	0	W	39-38	
12/17	Patriots	S	1	1	0	1.0	8.0	1	8	2	0	0	0	0	1	0	0	0	0	0	0	0	0	0	L	24-27	
12/25	at Texans	S	4	3	1	2.0	3.0	2	8	2	0	0	0	0	0	1	0	0	0	0	0	0	0	0	W	34-6	
12/31	Browns	S	3	2	1	0.0	0.0	0	0	0	0	0	0	0	0	0	0	0	0	0	0	0	0	0	W	28-24	
2017 TOTALS		15-15	45	30	15	12.0	71.0	16	78	22	0	0	0	0	3	2	1	0	0	0	0	0	0	0	13-3		

+ - Overtime

2016 GAME-BY-GAME REGULAR-SEASON STATISTICS (STEELERS)

DATE	OPPONENT	P/S	TACKLES							INTERCEPTIONS				O. FUMB			ST			MISC		W/L	SCORE					
			TK	S	A	SK	YDS	TFL	YDS	QBH	NO	YDS	LG	TD	PD	FF	FR	TD	YDS	TK	S			A	FF	FR	S	A
09/12	at Redskins	S	2	1	1	0.0	0.0	0	0	0	0	0	0	0	0	0	0	0	0	0	0	0	0	0	W	38-16		
09/18	Bengals	S	2	2	0	0.0	0.0	0	0	0	0	0	0	0	2	0	1	0	1	0	0	0	0	0	0	W	24-16	
09/25	at Eagles	S	5	4	1	0.0	0.0	0	0	0	0	0	0	0	0	0	0	0	0	0	0	0	0	0	L	3-34		
10/02	Chiefs	S	7	7	0	3.0	16.0	3	16	3	0	0	0	0	2	0	0	0	0	0	0	0	0	0	W	43-14		
10/09	Jets	S	1	1	0	0.0	0.0	0	0	1	0	0	0	0	0	0	0	0	0	0	0	0	0	0	W	31-13		
10/16	at Dolphins		ON INACTIVE LIST																							L	15-30	
10/23	Patriots		INACTIVE																								L	16-27
11/06	at Ravens	S	2	1	1	0.0	0.0	1	2	1	0	0	0	0	0	0	0	0	0	0	0	0	0	0	L	14-21		
11/13	Cowboys	S	2	1	1	0.0	0.0	0	0	0	0	0	0	0	0	0	0	0	0	0	0	0	0	0	L	30-35		
2016 TOTALS		7-7	21	17	4	3.0	16.0	4	18	5	0	0	0	0	4	0	1	0	1	0	0	0	0	0	4-5			

2015 GAME-BY-GAME REGULAR-SEASON STATISTICS (STEELERS)

DATE	OPPONENT	P/S	TACKLES							INTERCEPTIONS				O. FUMB			ST			MISC		W/L	SCORE			
			TK	S	A	SK	YDS	TFL	YDS	QBH	NO	YDS	LG	TD	PD	FF	FR	TD	YDS	TK	S			A	FF	FR
09/10	at Patriots	S	4	1	3	0.0	0.0	0	0	0	0	0	0	0	0	0	0	0	0	0	0	0	0	0	L	21-28
09/20	49ers	S	5	5	0	1.0	7.0	2	11	1	0	0	0	0	0	0	0	0	0	0	0	0	0	0	W	43-18
09/27	at Rams	S	1	0	1	0.0	0.0	0	0	0	0	0	0	0	0	0	0	0	0	0	0	0	0	0	W	12-6
10/01	Ravens	S	7	7	0	1.0	0.0	2	15	1	0	0	0	0	1	0	0	0	0	0	0	0	0	0	L	20-23+
10/12	at Chargers	S	1	1	0	0.0	0.0	0	0	2	0	0	0	0	0	0	0	0	0	0	0	0	0	0	W	24-20
10/18	Cardinals	S	2	2	0	0.0	0.0	2	5	2	0	0	0	0	0	0	0	0	0	0	0	0	0	0	W	25-13
10/25	at Chiefs	S	4	3	1	1.0	5.0	1	5	1	0	0	0	0	0	0	0	0	0	0	0	0	0	0	L	13-23
11/01	Bengals	S	3	1	2	0.0	0.0	1	1	0	0	0	0	1	0	0	0	0	0	0	0	0	0	0	L	10-16
11/08	Raiders	S	8	6	2	0.0	0.0	1	0	0	0	0	0	0	0	0	0	0	0	0	0	0	0	0	W	38-35
11/15	Browns	S	3	2	1	1.0	3.0	2	8	1	0	0	0	0	0	0	0	0	0	0	0	0	0	0	W	30-9
11/29	at Seahawks	S	3	1	2	1.0	8.0	1	8	2	0	0	0	0	0	0	0	0	0	0	0	0	0	0	L	30-39
12/06	Colts	S	2	1	1	0.0	0.0	0	0	0	0	0	0	0	0	0	0	0	0	0	0	0	0	0	W	45-10
12/13	at Bengals	S	2	2	0	1.0	4.0	1	4	1	0	0	0	1	0	0	0	0	0	0	0	0	0	0	W	33-20
12/20	Broncos	S	2	1	1	1.0	8.0	1	8	2	0	0	0	0	0	0	0	0	0	0	0	0	0	0	W	34-27
12/27	at Ravens	S	6	5	1	0.0	0.0	1	4	0	0	0	0	0	0	0	0	0	0	0	0	0	0	0	L	17-20
01/03	at Browns	S	1	1	0	0.0	0.0	0	0	0	0	0	0	0	0	0	0	0	0	0	0	0	0	0	W	28-12
2015 TOTALS		16-16	54	39	15	7.0	35.0	15	69	13	0	0	0	0	2	1	0	0	0	0	0	0	0	0	10-6	

+ - Overtime

2014 GAME-BY-GAME REGULAR-SEASON STATISTICS (STEELERS)

DATE	OPPONENT	P/S	TACKLES							INTERCEPTIONS				O. FUMB			ST			MISC		W/L	SCORE			
			TK	S	A	SK	YDS	TFL	YDS	QBH	NO	YDS	LG	TD	PD	FF	FR	TD	YDS	TK	S			A	FF	FR
09/07	Browns	S	4	3	1	1.0	6.0	2	8	1	0	0	0	0	0	0	0	0	0	0	0	0	0	0	W	30-27
09/11	at Ravens	S	7	2	5	0.0	0.0	0	0	0	0	0	0	0	0	0	0	0	0	0	0	0	0	0	L	6-26
09/21	at Panthers	S	1	1	0	0.0	0.0	0	0	2	0	0	0	0	0	0	0	0	0	0	0	0	0	0	W	37-19
09/28	Buccaneers	S	2	2	0	1.0	15.0	2	19	1	0	0	0	0	0	0	0	0	0	0	0	0	0	0	L	24-27
10/05	at Jaguars	S	1	0	1	0.0	0.0	0	0	0	0	0	0	0	0	0	0	0	0	0	0	0	0	0	W	17-9
10/12	at Browns	S	4	2	2	1.0	7.0	1	7	1	0	0	0	0	0	0	0	0	0	0	0	0	0	0	L	10-31
10/20	Texans	S	3	3	0	0.0	0.0	0	0	0	0	0	0	0	0	0	0	0	0	0	0	0	0	0	W	30-23
10/26	Colts	S	0	0	0	0.0	0.0	0	0	0	0	0	0	1	0	0	0	0	0	0	0	0	0	0	W	51-34
11/02	Ravens	S	2	2	0	0.0	0.0	1	2	1	0	0	0	0	0	0	0	0	0	0	0	0	0	0	W	43-23
11/09	at Jets	S	6	4	2	1.0	0.0	1	0	2	0	0	0	0	0	0	0	0	0	0	0	0	0	0	L	13-20
11/17	at Titans	S	2	1	1	0.0	0.0	0	0	1	0	0	0	0	0	0	0	0	0	0	0	0	0	0	W	27-24
11/30	Saints	S	4	3	1	0.0	0.0	1	4	1	0	0	0	1	0	0	0	0	0	0	0	0	0	0	L	32-35
12/07	at Bengals	S	4	1	3	1.0	2.0	1	0	1	0	0	0	0	0	0	0	0	0	0	0	0	0	0	W	42-21
12/14	at Falcons	S	2	1	1	0.0	0.0	0	0	1	0	0	0	1	0	0	0	0	0	0	0	0	0	0	W	27-20
12/21	Chiefs	S	4	2	2	1.5	10.0	1	7	3	0	0	0	0	0	0	0	0	0	0	0	0	0	0	W	20-12
12/28	Bengals	S	7	6	1	1.0	7.0	1	7	1	0	0	0	0	1	0	0	0	0	0	0	0	0	0	W	27-17
2014 TOTALS		16-16	53	33	20																					

2013 GAME-BY-GAME REGULAR-SEASON STATISTICS (STEELERS)

DATE	OPPONENT	P/S	TACKLES							INTERCEPTIONS				O. FUMB			ST			MISC		W/L	SCORE				
			TK	S	A	SK	YDS	TFL	YDS	QBH	NO	YDS	LG	TD	PD	FF	FR	TD	YDS	TK	S			A	FF	FR	S
09/08	Titans	P	1	1	0	0.0	0.0	0	0	0	0	0	0	0	0	0	0	0	0	0	0	0	0	0	0	L	9-16
09/16	at Bengals	P	0	0	0	0.0	0.0	0	0	2	0	0	0	0	1	0	0	0	0	0	0	0	0	0	0	L	10-20
09/22	Bears	P	1	1	0	0.0	0.0	0	0	0	0	0	0	0	0	0	0	0	0	0	0	0	0	0	L	23-40	
09/29	at Vikings	P	0	0	0	0.0	0.0	0	0	0	0	0	0	0	1	0	0	0	0	0	0	0	0	0	L	27-34	
10/13	at Jets	S	2	1	1	0.0	0.0	0	0	1	0	0	0	0	0	0	0	0	0	0	0	0	0	0	W	19-6	
10/20	Ravens	S	1	1	0	0.0	0.0	0	0	0	0	0	0	0	0	0	0	0	0	0	0	0	0	0	W	19-16	
10/27	at Raiders	S	6	3	3	0.0	0.0	0	0	0	0	0	0	1	0	0	0	0	0	0	0	0	0	0	L	18-21	
11/03	at Patriots	S	5	2	3	1.0	8.0	1	8	2	0	0	0	0	0	0	0	0	0	0	0	0	0	0	L	31-55	
11/10	Bills	S	6	5	1	1.0	11.0	1	11	1	0	0	0	0	0	0	0	0	0	0	0	0	0	0	W	23-10	
11/17	Lions	S	7	2	5	0.0	0.0	0	0	0	0	0	0	0	2	0	0	0	0	0	0	0	0	0	W	37-27	
11/24	at Browns	S	2	1	1	1.0	7.0	1	7	1	0	0	0	0	0	1	0	8	0	0	0	0	0	0	W	27-11	
11/28	at Ravens	S	7	2	5	0.0	0.0	1	8	0	0	0	0	0	0	0	0	0	0	0	0	0	0	0	L	20-22	
12/08	Dolphins	S	10	7	3	1.0	8.0	1	8	1	0	0	0	0	1	0	0	0	0	0	0	0	0	0	L	28-34	
12/15	Bengals	S	3	1	2	0.0	0.0	0	0	0	0	0	0	0	0	0	0	0	0	0	0	0	0	0	W	30-20	
12/22	at Packers	S	6	3	3	0.0	0.0	0	0	0	0	0	0	0	1	0	0	0	0	0	0	0	0	0	W	38-31	
12/29	Browns	S	3	2	1	1.0	7.0	2	9	2	0	0	0	0	0	0	0	0	0	0	0	0	0	0	W	20-7	
2013 TOTALS			16-13	59	35	24	5.0	41.0	7	51	10	0	0	0	7	0	1	0	8	0	0	0	0	0	0	8-8	

2012 GAME-BY-GAME REGULAR-SEASON STATISTICS (STEELERS)

DATE	OPPONENT	P/S	TACKLES							INTERCEPTIONS				O. FUMB			ST			MISC		W/L	SCORE				
			TK	S	A	SK	YDS	TFL	YDS	QBH	NO	YDS	LG	TD	PD	FF	FR	TD	YDS	TK	S			A	FF	FR	S
09/09	at Broncos	P	3	2	1	0.0	0.0	0	0	0	0	0	0	0	0	0	0	0	0	0	0	0	0	0	0	L	19-31
09/16	Jets	P	1	1	0	1.0	3.0	1	0	1	0	0	0	0	0	0	0	0	0	0	0	0	0	0	0	W	27-10
09/23	at Raiders	P	0	0	0	0.0	0.0	0	0	0	0	0	0	0	0	0	0	0	0	0	0	0	0	0	0	L	31-34
10/07	Eagles	P	0	0	0	0.0	0.0	0	0	0	0	0	0	0	0	0	0	0	0	0	0	0	0	0	0	W	16-14
10/11	at Titans	P	1	0	1	0.0	0.0	0	0	0	0	0	0	0	0	0	0	0	0	0	0	0	0	0	0	L	23-26
10/21	at Bengals	P	1	1	0	0.0	0.0	0	0	0	0	0	0	0	0	0	0	0	0	0	0	0	0	0	0	W	24-17
10/28	Redskins	P	3	2	1	0.0	0.0	0	0	0	0	0	0	0	0	0	0	0	0	0	0	0	0	0	0	W	27-12
11/04	at Giants	P	0	0	0	0.0	0.0	0	0	0	0	0	0	0	0	0	0	0	0	0	0	0	0	0	0	W	24-20
11/12	Chiefs	P	0	0	0	0.0	0.0	0	0	0	0	0	0	0	0	0	0	0	0	0	0	0	0	0	0	W	16-13+
11/18	Ravens	P	2	2	0	0.0	0.0	0	0	0	0	0	0	0	0	0	0	0	0	0	0	0	0	0	0	L	10-13
11/25	at Browns	P	1	1	0	0.0	0.0	0	0	0	0	0	0	0	0	0	0	0	0	0	0	0	0	0	0	L	14-20
12/02	at Ravens	P	0	0	0	0.0	0.0	0	0	0	0	0	0	0	0	0	0	0	0	0	0	0	0	0	0	W	23-20
12/09	Chargers	P	1	1	0	0.0	0.0	0	0	1	0	0	0	0	0	0	0	0	0	0	0	0	0	0	0	L	24-34
12/16	at Cowboys	P	1	1	0	0.0	0.0	0	0	0	0	0	0	0	0	0	0	0	0	0	0	0	0	0	0	L	24-27+
12/23	Bengals	P	2	1	1	0.0	0.0	1	0	0	0	0	0	0	0	0	0	0	0	0	0	0	0	0	0	L	10-13
12/30	Browns	P	4	1	3	0.5	2.0	0	0	1	0	0	0	0	0	0	0	0	0	0	0	0	0	0	0	W	24-10
2012 TOTALS			16-0	20	13	7	1.5	5.0	2	0	3	0	0	0	0	0	0	0	0	0	0	0	0	0	0	8-8	

+ - Overtime

2011 GAME-BY-GAME REGULAR-SEASON STATISTICS (STEELERS)

DATE	OPPONENT	P/S	TACKLES							INTERCEPTIONS				O. FUMB			ST			MISC		W/L	SCORE				
			TK	S	A	SK	YDS	TFL	YDS	QBH	NO	YDS	LG	TD	PD	FF	FR	TD	YDS	TK	S			A	FF	FR	S
09/11	at Ravens	P	1	1	0	0.0	0.0	0	0	0	0	0	0	0	0	0	0	0	0	0	0	0	0	0	0	L	7-35
09/18	Seahawks	P	0	0	0	0.0	0.0	0	0	0	0	0	0	0	0	0	0	0	0	0	0	0	0	0	0	W	24-0
09/25	at Colts	P	0	0	0	0.0	0.0	0	0	0	0	0	0	0	0	0	0	0	0	0	0	0	0	0	0	W	23-20
10/02	at Texans	P	2	2	0	0.0	0.0	0	0	1	0	0	0	0	0	0	0	0	0	0	0	0	0	0	0	L	10-17
10/09	Titans	P	2	2	0	1.0	8.0	0	1	0	0	0	0	0	1	0	0	0	0	0	0	0	0	0	0	W	38-17
10/16	Jaguars	P	0	0	0	0.0	0.0	0	0	0	0	0	0	0	0	0	0	0	0	0	0	0	0	0	0	W	17-13
10/23	at Cardinals	P	0	0	0	0.0	0.0	0	0	0	0	0	0	0	0	0	0	0	0	0	0	0	0	0	0	W	32-20
10/30	Patriots	P	0	0	0	0.0	0.0	0	0	0	0	0	0	0	0	0	0	0	0	0	0	0	0	0	0	W	25-17
11/06	Ravens	P	0	0	0	0.0	0.0	0	0	0	0	0	0	0	0	0	0	0	0	0	0	0	0	0	0	L	20-23
11/13	at Bengals	P	0	0	0	0.0	0.0	0	0	0	0	0	0	0	0	0	0	0	0	0	0	0	0	0	0	W	24-17
11/27	at Chiefs	P	2	2	0	0.0	0.0	0	0	0	0	0	0	0	0	0	0	0	0	0	0	0	0	0	0	W	13-9
12/04	Bengals	P	1	0	1	0.0	0.0	0	0	0	0	0	0	0	0	0	0	0	0	0	0	0	0	0	0	W	35-7
12/08	Browns	P	0	0	0	0.0	0.0	0	0	1	0	0	0	0	0	0	0	0	0	0	0	0	0	0	0	W	14-3
12/19	at 49ers	P	0	0	0	0.0	0.0	0	0	0	0	0	0	1	0	0	0	0	0	0	0	0	0	0	0	L	3-20
12/24	Rams	P	3	3	0	0.0	0.0	0	0	0	0	0	0	0	0	0	0	0	0	0	0	0	0	0	0	W	27-0
01/01	at Browns	P	0	0	0	0.0	0.0	0	0	0	0	0	0	0	0	0	0	0	0	0	0	0	0	0	0	W	13-9
2011 TOTALS			16-0	11	10	1	1.0	8.0	0	3	0	0	0	0	1	0	0	0	0	0	0	0	0	0	0	12-4	

2023 GAME-BY-GAME POSTSEASON STATISTICS (STEELERS)

DATE	OPPONENT	P/S	TACKLES							INTERCEPTIONS				O. FUMB			ST			MISC		W/L	SCORE				
			TK	S	A	SK	YDS	TFL	YDS	QBH	NO	YDS	LG	TD	PD	FF	FR	TD	YDS	TK	S			A	FF	FR	S
01/15	at Bills	S	6	4	2	0.0	0.0	1	2	0	0	0	0	0	0	0	0	0	0	0	0	0	0	0	0	L	17-31
2023 TOTALS			1-1	6	4	2	0.0	0.0	1	2	0	0	0	0	0	0	0	0	0	0	0	0	0	0	0	0-1	



CONNOR^{TE} HEYWARD

HEIGHT: 6-0
WEIGHT: 230
COLLEGE: Michigan State
BORN: January 22, 1999

HOW ACQUIRED: 06'22
NFL EXPERIENCE: 3rd year
BIRTHPLACE: Duluth, GA



PRO CAREER

- ✦ Has played in 34 regular-season games (seven starts) in his two-year career (Pittsburgh 2022-23)
- ✦ Has recorded 35 catches for 318 yards (9.1 avg.) and one TD
- ✦ Has rushed for 27 yards on three carries (9.0 avg.)
- ✦ Made NFL debut in Week 1 of 2022 (at Cincinnati)
- ✦ Made NFL starting debut in Week 7 of 2023 (at L.A. Rams)

2023 (STEELERS)

- ✦ Appeared in all 17 regular-season games (seven starts)
- ✦ Registered 23 receptions for 167 yards (7.3 avg.)
- ✦ Added two tackles (one solo) on special teams
- ✦ Caught a career-high five passes for 24 yards (4.8 avg.) in Week 8 vs. Jacksonville
- ✦ Hauled in three passes for 32 yards (10.7 avg.) in Week 10 vs. Green Bay

2022 (STEELERS)

- ✦ Appeared in all 17 regular-season games
- ✦ Registered 12 receptions for 151 yards and one touchdown and two rushes for 27 yards
- ✦ Added on nine tackles (three solo) on special teams
- ✦ Caught the first two passes of his career in Week 5 at Buffalo
- ✦ Hauled in a season-long 45-yard reception in the fourth quarter in Week 6 vs. Tampa Bay that set up a Chase Claypool touchdown two plays later
- ✦ Caught his first touchdown on a 17-yard pass in Week 13 at Atlanta, his hometown where his late father, Craig Heyward, used to play
- ✦ Sealed the victory with a 21-yard run with 25 seconds left in the fourth quarter in Week 16 vs. Las Vegas

TRANSACTIONS

- ✦ Signed a four-year contract with Pittsburgh on May 13, 2022
- ✦ Drafted in the sixth round (208th overall) of the 2022 NFL Draft

PERSONAL

- ✦ Versatile athlete played five different positions (quarterback, receiver, running back, safety, punter) and was a three-year starter on varsity for Coach Mark Fleetwood at Peachtree Ridge High School
- ✦ Ranked among the top players in Georgia by ESPN.com (No. 58) and 247Sports (No. 96)
- ✦ Listed one of the top all-purpose athletes in the nation by 247Sports (No. 64), Scout.com (No. 67) and ESPN.com (No. 91)
- ✦ Rated one of the top all-purpose athletes in Georgia (No. 11) and the South (No. 30) by Scout.com
- ✦ Named first-team All-Gwinnett County and was an honorable mention all-state choice
- ✦ Selected for the 2016 Gwinnett All-Star Game
- ✦ Team captain his senior year
- ✦ Recorded 47 receptions for 580 yards, including six TD catches, as a senior in 2016
- ✦ Ran for 250 yards on 57 carries and accounted for 10 rushing TDs
- ✦ On defense, started every game at safety and totaled 71 tackles, seven pass break-ups and three interceptions
- ✦ Recorded a 37.0-yard punting average
- ✦ Ended his varsity career with more than 125 receptions and 35 total TDs
- ✦ Four-year starter on the basketball team
- ✦ Son of Charlotte and the late Craig Heyward
- ✦ His late father, Craig, played college football at Pittsburgh before spending 11 years in the NFL with New Orleans (1988-1991), Chicago (1992), Atlanta (1994-95), St. Louis (1997) and Indianapolis (1998); he rushed for 4,301 career yards and was a Pro Bowl selection in 1995 with the Falcons.
- ✦ His oldest brother, Cameron, was a 2011 NFL first-round draft choice (No. 31 overall) out of Ohio State and is in his 13th season with the Steelers as a defensive end; he has earned Pro Bowl honors four straight years (2017-20) and All-Pro accolades twice (2017, 2019)
- ✦ Also has an older brother, Corey, who played basketball at Georgia Tech (2013-17)
- ✦ Graduated in May 2021 with a bachelor's degree in communication

COLLEGE

- ✦ Played in 49 career games with the Spartans from 2017-21, including 28 starts (eight in 2018, one in 2019, six in 2020, 13 in 2021; 15 at running back from 2018-20, 13 at tight end in 2021)
- ✦ Four-year letterwinner
- ✦ Accepted a Senior Bowl invitation
- ✦ Made the position switch from running back to tight end during preseason camp in 2021
- ✦ Finished his career with 2,265 all-purpose yards (825 rushing, 723 kick return, 711 receiving, 6 punt return)
- ✦ Scored 11 career TDs (six receiving, five rushing)
- ✦ Finished his career with 825 rushing yards on 211 carries with five TDs
- ✦ Recorded 96 career receptions for 711 yards and six TDs
- ✦ Returned 33 kickoffs in his career for 723 yards, ranking No. 16 on MSU career kick return yards list and tied for No. 18 on career kick return list (33)
- ✦ A finalist for the Paul Hornung Award as a sophomore in 2018

CONNOR HEYWARD'S NFL REGULAR SEASON RUSHING/RECEIVING STATISTICS

DATE	TEAM	GP	GS	RECEIVING					RUSHING				
				NO.	YDS.	AVG.	LG	TD	NO.	YDS.	AVG.	LG	TD
2022	Steelers	17	0	12	151	12.6	45	1	2	27	13.5	21	0
2023	Steelers	17	7	23	167	7.3	13	0	1	0	0.0	0	0
2024	Steelers	2	1	0	0	0.0	0	0	0	0	0.0	0	0
NFL TOTALS		36	8	35	318	9.1	45	1	3	27	9.0	21	0

CONNOR HEYWARD'S NFL POSTSEASON RUSHING/RECEIVING STATISTICS

DATE	TEAM	GP	GS	RECEIVING					RUSHING				
				NO.	YDS.	AVG.	LG	TD	NO.	YDS.	AVG.	LG	TD
2023	Steelers	1	0	1	5	5.0	5	0	0	0	0.0	0	0
NFL TOTALS		1	0	1	5	5.0	5	0	0	0	0.0	0	0

CONNOR HEYWARD'S NFL REGULAR SEASON RETURN STATISTICS

DATE	TEAM	KICKOFF RETURNS					PUNT RETURNS					
		RET.	YDS.	AVG.	LG	TD	NO.	FC	YDS.	AVG.	LG	TD
2022	Steelers	0	0	0.0	0	0	0	0	0	0.0	0	0
2023	Steelers	0	0	0.0	0	0	0	0	0	0.0	0	0
2024	Steelers	0	0	0.0	0	0	0	0	0	0.0	0	0
NFL TOTALS		0	0	0.0	0	0	0	0	0	0.0	0	0

CONNOR HEYWARD'S NFL POSTSEASON RETURN STATISTICS

DATE	TEAM	KICKOFF RETURNS					PUNT RETURNS					
		RET.	YDS.	AVG.	LG	TD	NO.	FC	YDS.	AVG.	LG	TD
2023	Steelers	0	0	0.0	0	0	0	0	0	0.0	0	0
NFL TOTALS		0	0	0.0	0	0	0	0	0	0.0	0	0

SINGLE-GAME HIGHS: RUSHING/RECEIVING

Rush Attempts	1 at Las Vegas Raiders, Sep 24, 2023 1 vs. Cleveland Browns, Jan 08, 2023 ...1 more at 1.	Longest Receptions	45 vs. Tampa Bay Buccaneers, Oct 16, 2022 27 vs. Cleveland Browns, Jan 08, 2023
Rushing Yards	21 vs. Las Vegas Raiders, Dec 24, 2022 6 vs. Cleveland Browns, Jan 08, 2023	Receiving TDs	1 at Atlanta Falcons, Dec 04, 2022
Longest Runs	21 vs. Las Vegas Raiders, Dec 24, 2022 6 vs. Cleveland Browns, Jan 08, 2023	All-Purpose Yards	51 vs. Cleveland Browns, Jan 08, 2023 49 vs. Tampa Bay Buccaneers, Oct 16, 2022
Receptions	5 vs. Jacksonville Jaguars, Oct 29, 2023 3 vs. Green Bay Packers, Nov 12, 2023 ...2 more at 3.	Special Teams Tackles	2 at Philadelphia Eagles, Oct 30, 2022 1 at Indianapolis Colts, Dec 16, 2023 ...8 more at 1.
Receiving Yards	49 vs. Tampa Bay Buccaneers, Oct 16, 2022 45 vs. Cleveland Browns, Jan 08, 2023	Most TDs	1 at Atlanta Falcons, Dec 04, 2022
Receiving Average	15.0 vs. Cleveland Browns, Jan 08, 2023 10.7 vs. Green Bay Packers, Nov 12, 2023	Miscellaneous Tackles	1 at Cincinnati Bengals, Nov 26, 2023

SINGLE-GAME HIGHS - POSTSEASON: RECEIVING

Receptions	1 at Buffalo Bills, Jan 15, 2024	Longest Receptions	5 at Buffalo Bills, Jan 15, 2024
Receiving Yards	5 at Buffalo Bills, Jan 15, 2024	All-Purpose Yards	5 at Buffalo Bills, Jan 15, 2024

2024 GAME-BY-GAME REGULAR-SEASON STATISTICS (STEELERS)

DATE	OPPONENT	P/S	RECEIVING					RUSHING					W/L	SCORE	
			NO.	YDS.	AVG.	LG	TD	NO.	YDS.	AVG.	LG	TD			
09/08	at Falcons	P	0	0	0.0	0	0	0	0	0.0	0	0	0	W	18-10
09/15	at Broncos	S	0	0	0.0	0	0	0	0	0.0	0	0	0	W	13-6
2024 TOTALS		2-1	0	0	0.0	0	0	0	0	0.0	0	0	0	2-0	

2023 GAME-BY-GAME REGULAR-SEASON STATISTICS (STEELERS)

DATE	OPPONENT	P/S	RECEIVING					RUSHING					W/L	SCORE
			NO.	YDS.	AVG.	LG	TD	NO.	YDS.	AVG.	LG	TD		
09/10	49ers	P	2	19	9.5	11	0	0	0	0.0	0	0	L	7-30
09/18	Browns	P	0	0	0.0	0	0	0	0	0.0	0	0	W	26-22
09/24	at Raiders	P	0	0	0.0	0	0	1	0	0.0	0	0	W	23-18
10/01	at Texans	P	0	0	0.0	0	0	0	0	0.0	0	0	L	6-30
10/08	Ravens	P	3	23	7.7	12	0	0	0	0.0	0	0	W	17-10
10/22	at Rams	S	2	23	11.5	12	0	0	0	0.0	0	0	W	24-17
10/29	Jaguars	S	5	24	4.8	9	0	0	0	0.0	0	0	L	10-20
11/02	Titans	S	2	16	8.0	11	0	0	0	0.0	0	0	W	20-16
11/12	Packers	P	3	32	10.7	13	0	0	0	0.0	0	0	W	23-19
11/19	at Browns	P	0	0	0.0	0	0	0	0	0.0	0	0	L	10-13
11/26	at Bengals	P	2	11	5.5	10	0	0	0	0.0	0	0	W	16-10
12/03	Cardinals	P	0	0	0.0	0	0	0	0	0.0	0	0	L	10-24
12/07	Patriots	P	2	15	7.5	10	0	0	0	0.0	0	0	L	18-21
12/16	at Colts	S	0	0	0.0	0	0	0	0	0.0	0	0	L	13-30
12/23	Bengals	S	0	0	0.0	0	0	0	0	0.0	0	0	W	34-11
12/31	at Seahawks	S	0	0	0.0	0	0	0	0	0.0	0	0	W	30-23
01/06	at Ravens	S	2	4	2.0	2	0	0	0	0.0	0	0	W	17-10
2023 TOTALS		17-7	23	167	7.3	13	0	1	0	0.0	0	0	10-7	

2022 GAME-BY-GAME REGULAR-SEASON STATISTICS (STEELERS)

DATE	OPPONENT	P/S	RECEIVING					RUSHING					W/L	SCORE
			NO.	YDS.	AVG.	LG	TD	NO.	YDS.	AVG.	LG	TD		
09/11	at Bengals	P	0	0	0.0	0	0	0	0	0.0	0	0	W	23-20+
09/18	Patriots	P	0	0	0.0	0	0	0	0	0.0	0	0	L	14-17
09/22	at Browns	P	0	0	0.0	0	0	0	0	0.0	0	0	L	17-29
10/02	Jets	P	0	0	0.0	0	0	0	0	0.0	0	0	L	20-24
10/09	at Bills	P	2	12	6.0	7	0	0	0	0.0	0	0	L	3-38
10/16	Buccaneers	P	2	49	24.5	45	0	0	0	0.0	0	0	W	20-18
10/23	at Dolphins	P	1	6	6.0	6	0	0	0	0.0	0	0	L	10-16
10/30	at Eagles	P	0	0	0.0	0	0	0	0	0.0	0	0	L	13-35
11/13	Saints	P	2	9	4.5	8	0	0	0	0.0	0	0	W	20-10
11/20	Bengals	P	0	0	0.0	0	0	0	0	0.0	0	0	L	30-37
11/28	at Colts	P	0	0	0.0	0	0	0	0	0.0	0	0	W	24-17
12/04	at Falcons	P	1	17	17.0	17t	1	0	0	0.0	0	0	W	19-16
12/11	Ravens	P	1	13	13.0	13	0	0	0	0.0	0	0	L	14-16
12/18	at Panthers	P	0	0	0.0	0	0	0	0	0.0	0	0	W	24-16
12/24	Raiders	P	0	0	0.0	0	0	1	21	21.0	21	0	W	13-10
01/01	at Ravens	P	0	0	0.0	0	0	0	0	0.0	0	0	W	16-13
01/08	Browns	P	3	45	15.0	27	0	1	6	6.0	6	0	W	28-14
2022 TOTALS		17-0	12	151	12.6	45	1	2	27	13.5	21	0	9-8	

+ - Overtime

2023 GAME-BY-GAME POSTSEASON STATISTICS (STEELERS)

DATE	OPPONENT	P/S	RECEIVING					RUSHING					W/L	SCORE
			NO.	YDS.	AVG.	LG	TD	NO.	YDS.	AVG.	LG	TD		
01/15	at Bills	P	1	5	5.0	5	0	0	0	0.0	0	0	L	17-31
2023 TOTALS		1-0	1	5	5.0	5	0	0	0	0.0	0	0	0-1	



ALEX^{LB}
HIGHSMITH

HEIGHT: 6-4
WEIGHT: 242
COLLEGE: Charlotte
BORN: August 7, 1997

HOW ACQUIRED: 03 '20
NFL EXPERIENCE: 5th year
BIRTHPLACE: Wilmington, NC



PRO CAREER

- ✦ Has played in 66 games (55 starts) in his four-year NFL career (Pittsburgh 2020-23)
- ✦ Has registered 236 tackles (144 solo), 40 tackles for loss, 29.5 sacks, 59 quarterback hits, three interceptions, five passes defended, eight forced fumbles and one interception return for TD
- ✦ Has recorded six tackles (four solo) on special teams
- ✦ His interception return for TD in Week 2 of 2023 vs. Cleveland came nine seconds into the game, which was the fastest TD to open a game for the Steelers since the 1970 AFL-NFL merger
- ✦ First Steelers player to record an interception on the first play from scrimmage in a game since William Gay in 2014
- ✦ In Pittsburgh's victory over Cleveland in Week 2 of 2023, Highsmith and T.J. Watt both recorded a sack and defensive TD – becoming the first pair of teammates to each post a sack and TD in the same game since 1982, when the sack became an official statistic
- ✦ Since 2020, only one team has had three players with at least 26.5 sacks, 59 quarterback hits and 40 tackles for loss (Pittsburgh's T.J. Watt, Cameron Heyward and Alex Highsmith)
- ✦ Only player in the NFL in 2023 with at least 7.0 sacks and two interceptions
- ✦ One of just three players in the League with at least 7.0 sacks and two interceptions in a season since entering the NFL in 2020
- ✦ His 21.5 sacks are the 12th-most in the NFL since the start of the 2022 season
- ✦ His seven forced fumbles are tied for the second-most in the NFL since the start of the 2022 season
- ✦ His six strip sacks are tied for the second-most in the NFL since the start of the 2022 season
- ✦ Has recorded 24.5 sacks in his last 37 games, dating back to Week 16 of the 2021 season, which is the 12th-most in the NFL over the span
- ✦ Has recorded seven strip sacks in his last 37 games, dating back to Week 16 of the 2021 season, which is the second-most in the NFL over the span
- ✦ Has registered eight forced fumbles in his last 37 games, dating back to Week 16 of the 2021 season, which is the second-most in the NFL over the span
- ✦ Has recorded seven multi-sack games in his career
- ✦ Made NFL debut in Week 1 of 2020 (at N.Y. Giants)
- ✦ Made NFL starting debut in Week 13 of 2020 (vs. Washington)

2023 (STEELERS)

- ✦ Played in all 17 regular-season games (17 starts)
- ✦ Registered 57 tackles (34 solo), 18 quarterback hits, eight tackles for loss, two forced fumbles, 7.0 sacks, three passes defended, two interceptions and one interception return for TD
- ✦ His interception return for TD in Week 2 of 2023 vs. Cleveland came nine seconds into the game, which was the fastest TD to open a game for the Steelers since the 1970 AFL-NFL merger
- ✦ First Steelers player to record an interception on the first play from scrimmage in a game since William Gay in 2014
- ✦ In Pittsburgh's victory over Cleveland in Week 2 of 2023, Highsmith and T.J. Watt both recorded a sack and defensive TD – becoming the first pair of teammates to each post a sack and TD in the same game since 1982, when the sack became an official statistic
- ✦ Only player in the NFL in 2023 with at least 7.0 sacks and two interceptions
- ✦ Recorded one tackle (one solo), one quarterback hit, one tackle for loss, one interception and 1.0 sack in Week 16 vs. Cincinnati
- ✦ Registered two games with at least 1.0 sack, one tackle for loss, one interception and one interception (Week 2 vs. Cleveland and Week 16 vs. Cincinnati)
- ✦ Recorded four tackles (two solo), 2.0 sacks, two tackles for loss and a career-high five QB hits in Week 9 vs. Tennessee
- ✦ His five QB hits were tied for the most in a game in the NFL in 2023
- ✦ His five QB hits are tied for the sixth-most in a game by a Steelers player since 2001
- ✦ One of five players to register 2.0 sacks, two tackles for loss and five QB hits in the same game
- ✦ Registered two tackles (two solo), 1.0 sack, one forced fumble and one strip sack in Week 5 vs. Baltimore
- ✦ Recorded seven tackles (five solo), 1.0 sack, one strip sack, one forced fumble, two quarterback hits, one tackle for loss, one interception and one pass defended in Week 2 vs. Cleveland
- ✦ Picked off Deshaun Watson on the Browns' first offensive play of the game and returned 30 yards for a TD, which marked the first interception return for TD since Week 1 of 2022 (Minkah Fitzpatrick at Cincinnati) and first interception return for TD by a linebacker since Week 8 of 2020 (Robert Spillane at Baltimore)
- ✦ Marked the first interception return for TD at home since Week 12 of 2020 (Joe Haden vs. Baltimore) and first interception return for TD at home by a linebacker since Week 14 of 2010 (LaMarr Woodley vs. Cincinnati)

2022 (STEELERS)

- ✦ Played in 17 regular-season games (17 starts)
- ✦ Registered 63 tackles (38 solo), 20 quarterback hits, 12 tackles for loss, five forced fumbles, 14.5 sacks and one pass defended
- ✦ Ranked first on the team in sacks and forced fumbles
- ✦ Ranked second on the team in tackles for loss and quarterback hits
- ✦ His 14.5 sacks were tied for sixth-most in the NFL, fourth-most in the AFC and fifth-most in single-season franchise history
- ✦ His five forced fumbles were tied for first in the League
- ✦ His four strip sacks were tied for second-most in the League
- ✦ Registered career highs in sacks (3.0) and quarterback hits (four) in Week 1 at Cincinnati
- ✦ Added on nine tackles (six solo), two tackles for loss and a forced fumble that was recovered by DT Cameron Heyward in Week 1 at Cincinnati
- ✦ Recorded the fifth multi-sack game of his career with 1.5 in Week 3 at Cleveland, along with eight tackles (six solo), two quarterback hits and two tackles for loss
- ✦ Strip sacked QB Tom Brady in a Week 6 victory vs. Tampa Bay
- ✦ Was named the AFC Defensive Player of the Week for his performance in Week 10 vs. New Orleans where he registered five tackles (three solo), 2.0 sacks, one tackle for loss, one quarterback hit and one forced fumble
- ✦ Notched his fourth strip sack of the season in Week 12 at Indianapolis
- ✦ Took down QB Deshaun Watson for 2.5 sacks in the season finale vs. Cleveland along with eight tackles (six solo), two tackles for loss and three quarterback hits

2021 (STEELERS)

- ✦ Played in 16 regular-season games (16 starts)
- ✦ Registered career highs in tackles (74 total, 46 solo) and tackles for loss (15)
- ✦ Added on 15 quarterback hits, 6.0 sacks and one forced fumble
- ✦ Inactive due to a groin injury in Week 3 vs Cincinnati
- ✦ Registered the first multi-sack game of his career with 1.5 takedowns of QB Geno Smith in Week 6 vs Seattle and repeated the feat in Week 11 at the Los Angeles Chargers
- ✦ Recorded the first game of his career with double-digit tackles (11) in Week 10 vs Detroit
- ✦ Left the Week 14 game at Minnesota with a hamstring injury and did not return
- ✦ Notched the first strip sack of his career on QB Patrick Mahomes in Week 16 at Kansas City
- ✦ Recorded a career-high 2.0 sacks in Week 17 vs Cleveland

2020 (STEELERS)

- ✦ Played in 16 games (five starts)
- ✦ Registered 42 tackles, 26 solo stops, five tackles for loss, 2.0 sacks, six quarterback hits, one interception and one pass defended
- ✦ Recorded six tackles (four solo) on special teams
- ✦ Reached a career high in special-teams tackles with three in Week 6 vs. Cleveland
- ✦ Recorded the first sack of his career in Week 9 at Dallas
- ✦ Entered the starting lineup in Week 13 vs. Washington
- ✦ Intercepted his first career pass in Week 8 at Baltimore

TRANSACTIONS

- ✦ Signed a four-year contract with Pittsburgh on July 19, 2023
- ✦ Signed a four-year contract with the Steelers on July 21, 2020
- ✦ Drafted by Pittsburgh in the third round (102nd overall) of the 2020 NFL Draft

PERSONAL

- ✦ Attended Eugene Ashley High School (Wilmington, North Carolina)
- ✦ Parents are Sam and Pam Highsmith
- ✦ Has a sister, Lauryn
- ✦ A/B Honor Roll throughout high school
- ✦ National Honor Society
- ✦ Also played basketball and baseball

COMMUNITY

- ✦ Foundation supports development in physical and family involvement, athletic participation, academic support, social/emotional support, and family involvement
- ✦ Has hosted youth football camps during the past three off-season
- ✦ Donated backpacks and school supplies to Clairton Elementary school last season
- ✦ Serves on the Steelers Social Justice Committee and led one of the Social Justice Film Series nights

COLLEGE

- ✦ Four-year letterwinner at Charlotte (2015-19)
- ✦ Owns school records for sacks in a game (4.5), season (14.0) and career (20.0) and tackles for loss in a game (5.0) and season (21.5)
- ✦ Ranks second in school history with 46.0 tackles for loss and fifth with 185 career tackles
- ✦ 2020 NFL Combine participant
- ✦ Named to the 2020 NFL All-Combine Team as an edge rusher
- ✦ 2020 East-West Shrine Bowl
- ✦ 2019 Third Team All-American by both AP and Pro Football Focus
- ✦ First 49er to earn All-American honors
- ✦ 2020 East-West Shrine Bowl
- ✦ 2018 and 2019 First Team All-Conference USA (coaches)
- ✦ First 49er to be named first-team All-C-USA twice
- ✦ 2019 First Team All-C-USA by PFF and Phil Steele
- ✦ Ranked fourth in the nation in sacks (14.0) and fifth in tackles for loss (21.5) in 2019
- ✦ Named to PFF's 2019 All-Draft Stock Team for those players whose draft stock rose the most this season
- ✦ Starting DE in 49ers' first-ever bowl game (2019 Bahamas Bowl)
- ✦ 2019 Team Captain
- ✦ 2019 Chuck Bednarik Award (Defensive Player of the Year) Watch List
- ✦ 2019 Burlsworth Trophy Semifinalist
- ✦ 2018 first-team all-C-USA by PFF and second team by Phil Steele
- ✦ Joined the 49ers for the 2015 season as a walk-on
- ✦ Earned scholarship during the summer of 2017
- ✦ Graduated with a degree in exercise science

REGULAR SEASON COMPARISON: DEFENSIVE - LOS ANGELES CHARGERS

DATE	OPP	W/L	GP/GS	TACKLES				SACK	YDS.	INT	TFL	PD	QBH	TD	MISC		FR
				TOT	SOLO	ASST	FF								FF		
11/21/21	PIT @ LAC	L	S	6	3	3	1.5	6.0	0	1	0	3	0	0	0	0	
TOTALS		0/1	1/1	6	3	3	1.5	6.0	0	1	0	3	0	0	0	0	

ALEX HIGHSMITH'S NFL REGULAR SEASON DEFENSIVE STATISTICS

DATE	TEAM	GP	GS	TACKLES							INTERCEPTIONS					O. FUMB			ST			MISC				
				TK	S	A	TFL	YDS	SK	YDS	QBH	NO	YDS	LG	TD	PD	FF	FR	TD	YDS	TK	S	A	FF	FR	S
2020	Steelers	16	5	42	26	16	5	22	2.0	16.0	6	1	2	2	0	1	0	0	0	6	4	2	0	0	0	0
2021	Steelers	16	16	74	46	28	15	54	6.0	35.5	15	0	0	0	0	1	0	0	0	0	0	0	0	0	0	
2022	Steelers	17	17	63	38	25	12	91	14.5	118.0	20	0	0	0	0	1	5	0	0	0	0	0	0	0	0	
2023	Steelers	17	17	57	34	23	8	33	7.0	44.5	18	2	30	30†	1	3	2	0	0	0	0	0	0	0	0	
2024	Steelers	2	2	9	5	4	2	10	1.0	7.0	1	0	0	0	0	1	0	0	0	0	0	0	0	0	0	
NFL TOTALS		68	57	245	149	96	42	210	30.5	221.0	60	3	32	30†	1	6	8	0	0	6	4	2	0	0	0	0

ALEX HIGHSMITH'S NFL POSTSEASON DEFENSIVE STATISTICS

DATE	TEAM	GP	GS	TACKLES							INTERCEPTIONS					O. FUMB			ST			MISC				
				TK	S	A	TFL	YDS	SK	YDS	QBH	NO	YDS	LG	TD	PD	FF	FR	TD	YDS	TK	S	A	FF	FR	S
2020	Steelers	1	1	2	1	1	0	0	0.0	0.0	0	0	0	0	0	0	0	0	0	0	0	0	0	0	0	0
2021	Steelers	1	1	3	2	1	1	10	1.0	10.0	1	0	0	0	0	0	0	0	0	0	0	0	0	0	0	0
2023	Steelers	1	1	3	2	1	1	7	1.0	7.0	1	0	0	0	0	0	0	0	0	0	0	0	0	0	0	
NFL TOTALS		3	3	8	5	3	2	17	2.0	17.0	2	0	0	0	0	0	0	0	0	0	0	0	0	0	0	0

SINGLE-GAME HIGHS: DEFENSIVE

Total Tackles	11 vs. Detroit Lions, Nov 14, 2021 9 at Cincinnati Bengals, Sep 11, 2022 ...1 more at 9.	Tackles For Loss	3 vs. Cleveland Browns, Jan 03, 2022 2 at Denver Broncos, Sep 15, 2024 ...9 more at 2.
Solo Tackles	8 vs. Detroit Lions, Nov 14, 2021 7 vs. Cleveland Browns, Jan 03, 2022 3.0 at Cincinnati Bengals, Sep 11, 2022	Interceptions	1 vs. Cincinnati Bengals, Dec 23, 2023 1 vs. Cleveland Browns, Sep 18, 2023 ...1 more at 1.
Sacks	2.5 vs. Cleveland Browns, Jan 08, 2023	Interception Return Yards	2 vs. Baltimore Ravens, Nov 01, 2020
Passes Defensed	1 at Atlanta Falcons, Sep 08, 2024 1 vs. Cincinnati Bengals, Dec 23, 2023 ...4 more at 1.	Special Teams Tackles	3 vs. Cleveland Browns, Oct 18, 2020 1 vs. Indianapolis Colts, Dec 27, 2020 ...2 more at 1.
Forced Fumbles	1 vs. Baltimore Ravens, Oct 08, 2023 1 vs. Cleveland Browns, Sep 18, 2023 ...6 more at 1.		

SINGLE-GAME HIGHS - POSTSEASON: DEFENSIVE

Total Tackles	3 at Buffalo Bills, Jan 15, 2024 3 at Kansas City Chiefs, Jan 16, 2022 2 vs. Cleveland Browns, Jan 10, 2021	Sacks	1.0 at Buffalo Bills, Jan 15, 2024 1.0 at Kansas City Chiefs, Jan 16, 2022
Solo Tackles	2 at Buffalo Bills, Jan 15, 2024 2 at Kansas City Chiefs, Jan 16, 2022 1 vs. Cleveland Browns, Jan 10, 2021	Tackles For Loss	1 at Buffalo Bills, Jan 15, 2024 1 at Kansas City Chiefs, Jan 16, 2022

2024 GAME-BY-GAME REGULAR-SEASON STATISTICS (STEELERS)

DATE	OPPONENT	P/S	TACKLES							INTERCEPTIONS					O. FUMB			ST			MISC		W/L	SCORE				
			TK	S	A	SK	YDS	TFL	YDS	QBH	NO	YDS	LG	TD	PD	FF	FR	TD	YDS	TK	S	A			FF	FR	S	A
09/08	at Falcons	S	5	1	4	0.0	0.0	0	0	0	0	0	0	0	0	0	0	0	0	0	0	0	0	0	0	0	W	18-10
09/15	at Broncos	S	4	4	0	1.0	7.0	2	10	1	0	0	0	0	0	0	0	0	0	0	0	0	0	0	0	0	W	13-6
2024 TOTALS		2-2	9	5	4	1.0	7.0	2	10	1	0	0	0	0	1	0	0	0	0	0	0	0	0	0	0	0	2-0	

2023 GAME-BY-GAME REGULAR-SEASON STATISTICS (STEELERS)

DATE	OPPONENT	P/S	TACKLES							INTERCEPTIONS					O. FUMB			ST			MISC		W/L	SCORE				
			TK	S	A	SK	YDS	TFL	YDS	QBH	NO	YDS	LG	TD	PD	FF	FR	TD	YDS	TK	S	A			FF	FR	S	A
09/10	49ers	S	7	4	3	0.0	0.0	1	1	0	0	0	0	0	0	0	0	0	0	0	0	0	0	0	0	0	L	7-30
09/18	Browns	S	7	5	2	1.0	4.0	1	0	2	1	30	30	1	1	1	0	0	0	0	0	0	0	0	0	0	W	26-22
09/24	at Raiders	S	0	0	0	0.0	0.0	0	0	3	0	0	0	0	0	0	0	0	0	0	0	0	0	0	0	0	W	23-18
10/01	at Texans	S	3	0	3	0.0	0.0	0	0	3	0	0	0	0	0	0	0	0	0	0	0	0	0	0	0	0	L	6-30
10/08	Ravens	S	2	1	1	1.0	8.0	0	0	0	0	0	0	0	0	1	0	0	0	0	0	0	0	0	0	0	W	17-10
10/22	at Rams	S	2	2	0	0.0	0.0	0	0	0	0	0	0	0	0	0	0	0	0	0	0	0	0	0	0	0	W	24-17
10/29	Jaguars	S	4	3	1	0.5	3.5	1	4	1	0	0	0	0	0	0	0	0	0	0	0	0	0	0	0	0	L	10-20
11/02	Titans	S	4	2	2	2.0	12.0	2	12	5	0	0	0	0	0	0	0	0	0	0	0	0	0	0	0	0	W	20-16
11/12	Packers	S	3	1	2	0.0	0.0	0	0	1	0	0	0	0	1	0	0	0	0	0	0	0	0	0	0	0	W	23-19
11/19	at Browns	S	6	2	4	0.0	0.0	0	0	0	0	0	0	0	0	0	0	0	0	0	0	0	0	0	0	0	L	10-13
11/26	at Bengals	S	1	0	1	0.0	0.0	0	0	0	0	0	0	0	0	0	0	0	0	0	0	0	0	0	0	0	W	16-10
12/03	Cardinals	S	8	5	3	1.5	10.0	2	9	2	0	0	0	0	0	0	0	0	0	0	0	0	0	0	0	0	L	10-24
12/07	Patriots	S	2	2	0	0.0	0.0	0	0	0	0	0	0	0	0	0	0	0	0	0	0	0	0	0	0	0	L	18-21
12/16	at Colts	S	4	4	0	0.0	0.0	0	0	0	0	0	0	0	0	0	0	0	0	0	0	0	0	0	0	0	L	13-30
12/23	Bengals	S	1	1	0	1.0	7.0	1	7	1	1	0	0	0	1	0	0	0	0	0	0	0	0	0	0	0	W	34-11
12/31	at Seahawks	S	0	0	0	0.0	0.0	0	0	1	0	0	0	0	0	0	0	0	0	0	0	0	0	0	0	0	W	30-23
01/06	at Ravens	S	3	2	1	0.0	0.0	0	0	0	0	0	0	0	0	0	0	0	0	0	0	0	0	0	0	0	W	17-10
2023 TOTALS		17-17	57	34	23	7.0	44.5	8	33	18	2	30	30†	1	3	2	0	0	0	0	0	0	0	0	0	0	10-7	

2022 GAME-BY-GAME REGULAR-SEASON STATISTICS (STEELERS)

DATE	OPPONENT	P/S	TACKLES							INTERCEPTIONS				O. FUMB			ST			MISC		W/L	SCORE					
			TK	S	A	SK	YDS	TFL	YDS	QBH	NO	YDS	LG	TD	PD	FF	FR	TD	YDS	TK	S			A	FF	FR	S	A
09/11	at Bengals	S	9	6	3	3.0	23.0	2	14	4	0	0	0	0	0	1	0	0	0	0	0	0	0	0	0	0	W	23-20+
09/18	Patriots	S	3	2	1	0.0	0.0	0	0	1	0	0	0	0	0	0	0	0	0	0	0	0	0	0	0	0	L	14-17
09/22	at Browns	S	8	6	2	1.5	11.0	2	12	2	0	0	0	0	0	0	0	0	0	0	0	0	0	0	0	L	17-29	
10/02	Jets	S	4	1	3	1.0	4.0	1	4	1	0	0	0	0	0	0	0	0	0	0	0	0	0	0	0	L	20-24	
10/09	at Bills	S	1	1	0	0.0	0.0	1	4	0	0	0	0	0	0	0	0	0	0	0	0	0	0	0	0	L	3-38	
10/16	Buccaneers	S	1	1	0	1.0	9.0	0	0	1	0	0	0	0	1	1	0	0	0	0	0	0	0	0	0	W	20-18	
10/23	at Dolphins	S	1	0	1	0.0	0.0	0	0	0	0	0	0	0	0	0	0	0	0	0	0	0	0	0	0	L	10-16	
10/30	at Eagles	S	4	2	2	0.0	0.0	1	10	0	0	0	0	0	0	0	0	0	0	0	0	0	0	0	0	L	13-35	
11/13	Saints	S	5	3	2	2.0	17.0	1	8	1	0	0	0	0	1	0	0	0	0	0	0	0	0	0	0	W	20-10	
11/20	Bengals	S	1	0	1	0.5	3.0	0	0	3	0	0	0	0	0	0	0	0	0	0	0	0	0	0	0	L	30-37	
11/28	at Colts	S	6	4	2	1.0	7.0	0	0	2	0	0	0	0	1	0	0	0	0	0	0	0	0	0	0	W	24-17	
12/04	at Falcons	S	1	1	0	0.0	0.0	0	0	0	0	0	0	0	0	0	0	0	0	0	0	0	0	0	0	W	19-16	
12/11	Ravens	S	3	1	2	0.0	0.0	0	0	0	0	0	0	0	0	0	0	0	0	0	0	0	0	0	0	L	14-16	
12/18	at Panthers	S	4	3	1	1.0	8.0	1	8	1	0	0	0	0	1	0	0	0	0	0	0	0	0	0	0	W	24-16	
12/24	Raiders	S	1	1	0	1.0	13.0	1	13	1	0	0	0	0	0	0	0	0	0	0	0	0	0	0	0	W	13-10	
01/01	at Ravens	S	3	0	3	0.0	0.0	0	0	0	0	0	0	0	0	0	0	0	0	0	0	0	0	0	0	W	16-13	
01/08	Browns	S	8	6	2	2.5	23.0	2	18	3	0	0	0	0	0	0	0	0	0	0	0	0	0	0	0	W	28-14	
2022 TOTALS		17-17	63	38	25	14.5	118.0	12	91	20	0	0	0	0	1	5	0	0	0	0	0	0	0	0	0	9-8		

+ - Overtime

2021 GAME-BY-GAME REGULAR-SEASON STATISTICS (STEELERS)

DATE	OPPONENT	P/S	TACKLES							INTERCEPTIONS				O. FUMB			ST			MISC		W/L	SCORE				
			TK	S	A	SK	YDS	TFL	YDS	QBH	NO	YDS	LG	TD	PD	FF	FR	TD	YDS	TK	S			A	FF	FR	S
09/12	at Bills	S	4	3	1	0.0	0.0	0	0	0	0	0	0	0	0	0	0	0	0	0	0	0	0	0	0	W	23-16
09/19	Raiders	S	4	3	1	0.0	0.0	1	4	0	0	0	0	0	0	0	0	0	0	0	0	0	0	0	0	L	17-26
09/26	Bengals																									L	10-24
10/03	at Packers	S	5	2	3	0.0	0.0	0	0	0	0	0	0	0	0	0	0	0	0	0	0	0	0	0	0	L	17-27
10/10	Broncos	S	1	1	0	0.0	0.0	0	0	0	0	0	0	0	0	0	0	0	0	0	0	0	0	0	0	W	27-19
10/17	Seahawks	S	7	2	5	1.5	15.5	2	9	4	0	0	0	0	0	0	0	0	0	0	0	0	0	0	0	W	23-20+
10/31	at Browns	S	4	1	3	0.0	0.0	1	1	0	0	0	0	0	0	0	0	0	0	0	0	0	0	0	0	W	15-10
11/08	Bears	S	3	0	3	0.0	0.0	0	0	2	0	0	0	0	0	0	0	0	0	0	0	0	0	0	0	W	29-27
11/14	Lions	S	11	8	3	0.0	0.0	2	9	1	0	0	0	0	0	0	0	0	0	0	0	0	0	0	0	T	16-16
11/21	at Chargers	S	6	3	3	1.5	6.0	1	4	3	0	0	0	0	0	0	0	0	0	0	0	0	0	0	0	L	37-41
11/28	at Bengals	S	5	3	2	0.0	0.0	2	8	0	0	0	0	0	0	0	0	0	0	0	0	0	0	0	0	L	10-41
12/05	Ravens	S	3	3	0	0.0	0.0	2	3	0	0	0	0	0	0	0	0	0	0	0	0	0	0	0	0	W	20-19
12/09	at Vikings	S	1	1	0	0.0	0.0	1	0	0	0	0	0	0	0	0	0	0	0	0	0	0	0	0	0	L	28-36
12/19	Titans	S	4	4	0	0.0	0.0	0	0	1	0	0	0	0	0	0	0	0	0	0	0	0	0	0	0	W	19-13
12/26	at Chiefs	S	5	2	3	1.0	0.0	0	0	1	0	0	0	0	1	0	0	0	0	0	0	0	0	0	0	L	10-36
01/03	Browns	S	7	7	0	2.0	14.0	3	16	2	0	0	0	0	0	0	0	0	0	0	0	0	0	0	0	W	26-14
01/09	at Ravens	S	4	3	1	0.0	0.0	0	0	1	0	0	0	0	0	0	0	0	0	0	0	0	0	0	0	W	16-13+
2021 TOTALS		16-16	74	46	28	6.0	35.5	15	54	15	0	0	0	0	1	0	0	0	0	0	0	0	0	0	0	9-7-1	

+ - Overtime

2020 GAME-BY-GAME REGULAR-SEASON STATISTICS (STEELERS)

DATE	OPPONENT	P/S	TACKLES							INTERCEPTIONS				O. FUMB			ST			MISC		W/L	SCORE					
			TK	S	A	SK	YDS	TFL	YDS	QBH	NO	YDS	LG	TD	PD	FF	FR	TD	YDS	TK	S			A	FF	FR	S	A
09/14	at Giants	P	1	1	0	0.0	0.0	0	0	0	0	0	0	0	0	0	0	0	0	0	0	0	0	0	0	W	26-16	
09/20	Broncos	P	0	0	0	0.0	0.0	0	0	0	0	0	0	0	0	0	0	0	0	0	0	0	0	0	0	W	26-21	
09/27	Texans	P	1	1	0	0.0	0.0	1	1	0	0	0	0	0	0	0	0	0	0	0	0	0	0	0	0	W	28-21	
10/11	Eagles	P	1	1	0	0.0	0.0	0	0	0	0	0	0	0	0	0	0	0	0	0	0	0	0	0	0	W	38-29	
10/18	Browns	P	0	0	0	0.0	0.0	0	0	0	0	0	0	0	0	0	0	0	3	2	1	0	0	0	0	W	38-7	
10/25	at Titans	P	4	3	1	0.0	0.0	0	0	0	0	0	0	0	0	0	0	0	0	0	0	0	0	0	0	W	27-24	
11/01	at Ravens	P	2	0	2	0.0	0.0	0	0	0	1	2	2	0	1	0	0	0	0	0	0	0	0	0	0	W	28-24	
11/08	at Cowboys	P	2	2	0	1.0	6.0	1	6	1	0	0	0	0	0	0	0	0	1	1	0	0	0	0	0	W	24-19	
11/15	Bengals	P	1	1	0	0.0	0.0	1	1	0	0	0	0	0	0	0	0	0	0	0	0	0	0	0	0	W	36-10	
11/22	at Jaguars	P	2	2	0	0.0	0.0	0	0	0	0	0	0	0	0	0	0	0	0	0	0	0	0	0	0	W	27-3	
12/02	Ravens	P	1	0	1	0.0	0.0	0	0	0	0	0	0	0	0	0	0	0	1	0	1	0	0	0	0	W	19-14	
12/07	Football Team	S	5	2	3	0.0	0.0	0	0	0	0	0	0	0	0	0	0	0	0	0	0	0	0	0	0	L	17-23	
12/13	at Bills	S	1	1	0	0.0	0.0	1	4	1	0	0	0	0	0	0	0	0	0	0	0	0	0	0	0	L	15-26	
12/21	at Bengals	S	5	3	2	0.0	0.0	0	0	1	0	0	0	0	0	0	0	0	0	0	0	0	0	0	0	L	17-27	
12/27	Colts	S	7	3	4	0.0	0.0	0	0	2	0	0	0	0	0	0	0	0	1	1	0	0	0	0	0	W	28-24	
01/03	at Browns	S	9	6	3	1.0	10.0	1	10	1	0	0	0	0	0	0	0	0	0	0	0	0	0	0	0	L	22-24	
2020 TOTALS		16-5	42	26	16	2.0	16.0	5	22	6	1	2	2	0	1	0	0	0	0	6	4	2	0	0	0	0	12-4	

2023 GAME-BY-GAME POSTSEASON STATISTICS (STEELERS)

DATE	OPPONENT	P/S	TACKLES							INTERCEPTIONS				O. FUMB			ST			MISC		W/L	SCORE					
			TK	S	A	SK	YDS	TFL	YDS	QBH	NO	YDS	LG	TD	PD	FF	FR	TD	YDS	TK	S			A	FF	FR	S	A
01/15	at Bills	S	3	2	1	1.0	7.0	1	7	1	0	0	0	0	0	0	0	0	0	0	0	0	0	0	0	L	17-31	
2023 TOTALS		1-1	3	2	1	1.0	7.0	1	7	1	0	0	0	0	0	0	0	0	0	0	0	0	0	0	0	0	0-1	



DONTE^{CB}
JACKSON

HEIGHT: 5-10
WEIGHT: 180
COLLEGE: LSU
BORN: November 8, 1995

HOW ACQUIRED: TR '24 (CAR)
NFL EXPERIENCE: 7th year
BIRTHPLACE: Metairie, LA



PRO CAREER

- ✦ Has appeared in 80 career games (76 starts) in his seven-year NFL career (Carolina 2018-23; Pittsburgh 2024)
- ✦ Has registered 302 tackles (247 solo), 15 tackles for loss, 1.0 sack, one QB hit, 14 interceptions, one interception TD return, three forced fumbles, one fumble recovery and 46 passes defended
- ✦ His 14 interceptions rank fourth among cornerbacks drafted in 2018
- ✦ Recorded 10 picks over his first three years with Carolina, which were the second-most (Chris Gamble, 16) by any Panther in their first three seasons with the franchise
- ✦ First player in Carolina history to return a two-point conversion attempt for a defensive score, intercepting New Orleans' QB Drew Brees in Week 15 of 2018 and returning it 98 yards
- ✦ Made NFL starting debut in Week 1 of 2018 (vs. Dallas)
- ✦ Made NFL debut in Week 1 of 2018 (vs. Dallas)

2023 (PANTHERS)

- ✦ Started 16 regular-season games and recorded 59 tackles (49 solo), a single-season career-high five tackles for loss, five passes defended and one forced fumble
- ✦ Registered a season-high seven tackles and two passes defended in Week 10 vs. Chicago

2022 (PANTHERS)

- ✦ Started and played in nine regular-season games prior to finishing the season on the injured reserve
- ✦ Recorded 35 tackles and one tackle for loss
- ✦ Tallied three passes defended and two interceptions
- ✦ Returned an interception for a 30-yard TD in Week 6 vs. L.A. Rams

2021 (PANTHERS)

- ✦ Started and played in 12 regular-season games prior to ending the season on the injured reserve
- ✦ Finished the season with 61 tackles including three tackles for loss
- ✦ Racked up 10 passes defended and two interceptions
- ✦ Recorded an interception and forced fumble to go along with six tackles in Week 5 against Philadelphia
- ✦ Registered four tackles and his second interception of the season vs. Arizona in Week 11

2020 (PANTHERS)

- ✦ Battled a toe injury to play in 14 regular-season games (13 starts)
- ✦ Led the team with three interceptions and 11 passes defended
- ✦ Registered 34 tackles, including one tackle for loss

2019 (PANTHERS)

- ✦ Played in 13 regular-season games (10 starts)
- ✦ Tallied 40 tackles while tying for the team lead with three interceptions
- ✦ Notched eight pass deflections

2018 (PANTHERS)

- ✦ Started all 16 regular-season games
- ✦ Registered 75 tackles, 1.0 sack, one forced fumble, seven passes defended and four interceptions, tying for seventh in the NFL in interceptions and first among rookies
- ✦ Secured a career-high two interceptions against Cincinnati in Week 3, including one late in the fourth quarter that sealed the team's victory

TRANSACTIONS

- ✦ Traded to Pittsburgh from Carolina with 2024 sixth-round pick (#178) for Dontae Johnson and 2024 seventh-round pick (#240) on March 13, 2024
- ✦ Signed a three-year contract with the Carolina Panthers on March 19, 2022
- ✦ Signed a four-year contract with the Carolina Panthers on May 10, 2018
- ✦ Drafted by the Carolina Panthers in the second round of the 2018 Draft (55th overall)

PERSONAL

- ✦ Attended Riverdale H.S. (Jefferson Parish, La.)
- ✦ A native of Metairie, La.

COLLEGE

- ★ Played in 37 games (24 starts) in the secondary for LSU (2015-17)
- ★ Registered 116 career tackles, four tackles for loss and four interceptions
- ★ Added 22 pass breakups and 1.0 sack
- ★ Named All-America Second Team by Sporting News in 2017
- ★ All-SEC Second Team in 2017
- ★ In 2017, finished with 51 tackles, 3.5 tackles for loss, 1.0 sack and an interception
- ★ Ranked second on team in pass breakups with 10
- ★ Competed on LSU's track teams as one of the NCAA's top sprinters during the 2017 track season
- ★ An SEC finalist in the 60 meters indoors and 100 meters outdoors at the SEC Championships
- ★ Owns a personal best of 6.63 in the 60-meter dash from the 2016 season to rank No. 4 on LSU's all-time indoor performance list in the event

REGULAR SEASON COMPARISON: DEFENSIVE - LOS ANGELES CHARGERS

DATE	OPP	W/L	GP/GS	TACKLES				SACK	YDS.	INT	TFL	PD	QBH	TD	MISC		FR
				TOT	SOLO	ASST									FF	FR	
9/27/20	CAR @ LAC	W	S	1	1	0	0.0	0.0	1	0	2	0	0	0	0	0	
TOTALS		1/0	1/1	1	1	0	0.0	0.0	1	0	2	0	0	0	0		

DONTE JACKSON'S NFL REGULAR SEASON DEFENSIVE STATISTICS

DATE	TEAM	GP	GS	TACKLES				INTERCEPTIONS				O. FUMB		ST		MISC									
				TK	S	A	SK	NO	YDS	LG	TD	PD	FF	FR	YDS	TD	S	A	FF	FR					
2018	Panthers	16	16	73	62	11	4	15	1.0	8.0	1	4	0	0	9	1	0	0	0	0	0	0	0		
2019	Panthers	13	10	40	32	8	1	2	0.0	0.0	0	3	25	25	0	8	1	0	0	0	0	0	1	0	
2020	Panthers	14	13	34	22	12	1	1	0.0	0.0	0	3	110	66	0	11	0	0	0	0	0	0	0	0	0
2021	Panthers	12	12	61	50	11	3	5	0.0	0.0	0	2	21	21	0	10	1	0	0	0	0	0	0	0	0
2022	Panthers	9	9	35	32	3	1	2	0.0	0.0	0	2	30	30	1	3	0	0	0	0	0	0	0	0	0
2023	Panthers	16	16	59	49	10	5	4	0.0	0.0	0	0	0	0	5	1	0	0	0	0	0	0	0	0	0
2024	Steelers	2	2	5	2	3	1	2	0.0	0.0	0	1	49	49	0	2	0	0	0	0	0	0	0	0	0
NFL TOTALS		82	78	307	249	58	16	30	1.0	8.0	1	15	235	66	1	48	3	1	0	0	1	1	0	1	0

SINGLE-GAME HIGHS: DEFENSIVE

- | | | | |
|--------------------------|---|--|---|
| Total Tackles | 11 at Miami Dolphins, Nov 28, 2021
10 vs. Tampa Bay Buccaneers, Oct 23, 2022
...1 more at 10. | Tackles For Loss | 2 at Jacksonville Jaguars, Dec 31, 2023
2 at Pittsburgh Steelers, Nov 08, 2018
2 at Arizona Cardinals, Sep 22, 2019 |
| Solo Tackles | 10 vs. Tampa Bay Buccaneers, Oct 23, 2022
10 at Miami Dolphins, Nov 28, 2021 | Interceptions | 2 vs. Cincinnati Bengals, Sep 23, 2018
10 at Los Angeles Chargers, Sep 27, 2020 |
| Sacks | 1.0 vs. Baltimore Ravens, Oct 28, 2018 | Interception Return Yards | 66 at Tampa Bay Buccaneers, Sep 20, 2020 |
| Passes Defensed | 3 at Green Bay Packers, Nov 10, 2019
2 at Atlanta Falcons, Sep 08, 2024
...9 more at 2. | Special Teams Tackles | 1 at Washington Redskins, Oct 14, 2018 |
| Forced Fumbles | 1 vs. Houston Texans, Oct 29, 2023
1 vs. Philadelphia Eagles, Oct 10, 2021
...1 more at 1. | Special Teams Fumble Recoveries | 1 vs. Tampa Bay Buccaneers, Sep 12, 2019 |
| Fumble Recoveries | 1 vs. Tennessee Titans, Nov 03, 2019 | | |

2024 GAME-BY-GAME REGULAR-SEASON STATISTICS (STEELERS)

DATE	OPPONENT	P/S	TACKLES				INTERCEPTIONS				O. FUMB		ST		MISC		W/L	SCORE								
			TK	S	A	SK	NO	YDS	LG	TD	PD	FF	FR	YDS	TD	S			A							
09/08	at Falcons	S	2	1	1	0.0	0.0	0	0	0	0	1	49	49	0	2	0	0	0	0	0	0	0	0	W	18-10
09/15	at Broncos	S	3	1	2	0.0	0.0	1	1	0	0	0	0	0	0	0	0	0	0	0	0	0	0	0	W	13-6
2024 TOTALS		2-2	5	2	3	0.0	0.0	1	1	0	1	49	49	0	2	0	0	0	0	0	0	0	0	0	2-0	

2023 GAME-BY-GAME REGULAR-SEASON STATISTICS (PANTHERS)

DATE	OPPONENT	P/S	TACKLES				INTERCEPTIONS				O. FUMB		ST		MISC		W/L	SCORE								
			TK	S	A	SK	NO	YDS	LG	TD	PD	FF	FR	YDS	TD	S			A							
09/10	at Falcons	S	1	1	0	0.0	0.0	0	0	0	0	0	0	0	0	0	0	0	0	0	0	0	0	0	L	10-24
09/18	Saints	S	6	5	1	0.0	0.0	0	0	0	0	0	0	0	0	0	0	0	0	0	0	0	0	0	L	17-20
09/24	at Seahawks	S	3	3	0	0.0	0.0	1	0	0	0	0	0	0	0	0	0	0	0	0	0	0	0	0	L	27-37
10/01	Vikings	S	1	1	0	0.0	0.0	0	0	0	0	0	0	0	0	0	0	0	0	0	0	0	0	0	L	13-21
10/08	at Lions																								L	24-42
10/15	at Dolphins	S	4	4	0	0.0	0.0	0	0	0	0	0	0	0	0	0	0	0	0	0	0	0	0	0	L	21-42
10/29	Texans	S	5	5	0	0.0	0.0	1	4	0	0	0	0	0	0	1	0	0	0	0	0	0	0	0	W	15-13
11/05	Colts	S	5	4	1	0.0	0.0	0	0	0	0	0	0	0	0	0	0	0	0	0	0	0	0	0	L	13-27
11/09	at Bears	S	7	5	2	0.0	0.0	0	0	0	0	0	0	0	2	0	0	0	0	0	0	0	0	0	L	13-16
11/19	Cowboys	S	5	4	1	0.0	0.0	0	0	0	0	0	0	0	0	0	0	0	0	0	0	0	0	0	L	10-33
11/26	at Titans	S	4	3	1	0.0	0.0	0	0	0	0	0	0	0	0	0	0	0	0	0	0	0	0	0	L	10-17
12/03	at Buccaneers	S	2	2	0	0.0	0.0	0	0	0	0	0	0	0	2	0	0	0	0	0	0	0	0	0	L	18-21
12/10	at Saints	S	1	0	1	0.0	0.0	0	0	0	0	0	0	0	0	0	0	0	0	0	0	0	0	0	L	6-28
12/17	Falcons	S	3	3	0	0.0	0.0	1	0	0	0	0	0	0	0	0	0	0	0	0	0	0	0	0	W	9-7
12/24	Packers	S	1	0	1	0.0	0.0	0	0	0	0	0	0	0	1	0	0	0	0	0	0	0	0	0	L	30-33
12/31	at Jaguars	S	4	3	1	0.0	0.0	2	0	0	0	0	0	0	0	0	0	0	0	0	0	0	0	0	L	0-26
01/07	Buccaneers	S	7	6	1	0.0	0.0	0	0	0	0	0	0	0	0	0	0	0	0	0	0	0	0	0	L	0-9
2023 TOTALS			16-16	59	49	10	0.0	0.0	5	4	0	0	0	0	0	5	1	0	0	0	0	0	0	0	0	2-15

2018 GAME-BY-GAME REGULAR-SEASON STATISTICS (PANTHERS)

DATE	OPPONENT	P/S	TACKLES							INTERCEPTIONS					O. FUMB				ST				MISC		W/L	SCORE		
			TK	S	A	SK	YDS	TFL	YDS	QBH	NO	YDS	LG	TD	PD	FF	FR	TD	YDS	TK	S	A	FF	FR			S	A
09/09	Cowboys	S	5	4	1	0.0	0.0	0	0	0	0	0	0	0	0	0	0	0	0	0	0	0	0	0	0	0	W	16-8
09/16	at Falcons	S	7	7	0	0.0	0.0	0	0	0	1	0	0	0	1	1	0	0	0	0	0	0	0	0	0	0	L	24-31
09/23	Bengals	S	7	7	0	0.0	0.0	0	0	0	2	0	0	0	2	0	0	0	0	0	0	0	0	0	0	0	W	31-21
10/07	Giants	S	6	5	1	0.0	0.0	0	0	0	0	0	0	0	0	0	0	0	0	0	0	0	0	0	0	0	W	33-31
10/14	at Redskins	S	2	2	0	0.0	0.0	0	0	0	0	0	0	0	2	0	0	0	0	1	1	0	0	0	0	0	L	17-23
10/21	at Eagles	S	1	1	0	0.0	0.0	0	0	0	0	0	0	0	0	0	0	0	0	0	0	0	0	0	0	0	W	21-17
10/28	Ravens	S	3	2	1	1.0	8.0	1	8	1	0	0	0	0	1	0	0	0	0	0	0	0	0	0	0	0	W	36-21
11/04	Buccaneers	S	5	5	0	0.0	0.0	0	0	0	1	0	0	0	1	0	0	0	0	0	0	0	0	0	0	0	W	42-28
11/08	at Steelers	S	4	4	0	0.0	0.0	2	4	0	0	0	0	0	0	0	0	0	0	0	0	0	0	0	0	0	L	21-52
11/18	at Lions	S	1	1	0	0.0	0.0	0	0	0	0	0	0	0	0	0	0	0	0	0	0	0	0	0	0	0	L	19-20
11/25	Seahawks	S	1	0	1	0.0	0.0	0	0	0	0	0	0	0	0	0	0	0	0	0	0	0	0	0	0	0	L	27-30
12/02	at Buccaneers	S	6	6	0	0.0	0.0	0	0	0	0	0	0	0	0	0	0	0	0	0	0	0	0	0	0	0	L	17-24
12/09	at Browns	S	10	8	2	0.0	0.0	0	0	0	0	0	0	0	1	0	0	0	0	0	0	0	0	0	0	0	L	20-26
12/17	Saints	S	3	2	1	0.0	0.0	1	3	0	0	0	0	0	1	0	0	0	0	0	0	0	0	0	0	0	L	9-12
12/23	Falcons	S	3	2	1	0.0	0.0	0	0	0	0	0	0	0	0	0	0	0	0	0	0	0	0	0	0	0	L	10-24
12/30	at Saints	S	9	6	3	0.0	0.0	0	0	0	0	0	0	0	0	0	0	0	0	0	0	0	0	0	0	0	W	33-14
2018 TOTALS			16-16	73	62	11	1.0	8.0	4	15	1	4	0	0	0	9	1	0	0	0	1	1	0	0	0	0	0	7-9



VAN^{WR}
JEFFERSON

HEIGHT: 6-1
WEIGHT: 200
COLLEGE: Florida
BORN: July 26, 1996

HOW ACQUIRED: FA '24
NFL EXPERIENCE: 5th year
BIRTHPLACE: Brentwood, TN



PRO CAREER

- ✦ Has played in 61 regular-season games (35 starts) in four-year NFL career (L.A. Rams 2020-23; Atlanta 2023)
- ✦ Has recorded 113 catches for 1,600 yards and 10 TDs
- ✦ Appeared in six postseason contests (five starts) and tallied 15 receptions for 148 yards and one TD
- ✦ Caught four passes for 23 yards (5.8 avg.) in a 23-20 win over Cincinnati in Super Bowl LVI
- ✦ Had a breakout 2021 season starting all 17 regular-season games and hauling in 50 catches for 802 yards and six TDs touchdowns
- ✦ Third on the team in receptions (50) and second in receiving yards (802) during the 2021 campaign
- ✦ Had 19 catches for 220 yards and a touchdown in his rookie campaign in 2020

2023 (FALCONS/RAMS)

- ✦ Played in all 17 regular-season games (five for the Rams and 12 for the Falcons)
- ✦ Started nine regular-season games (four for the Rams and five for the Falcons)
- ✦ Caught 20 passes for 209 yards (10.5 avg.)

2022 (RAMS)

- ✦ Played in 11 regular-season games (nine starts)
- ✦ Registered 24 catches for 369 yards and three TDs
- ✦ Ranked second amongst Rams receivers with 15.38 yards per reception
- ✦ Tallied four receptions for 23 yards (5.8 avg.) in a 23-20 win over Cincinnati in Super Bowl LVI

2021 (RAMS)

- ✦ Started all 17 regular-season games
- ✦ Registered 50 catches for 802 yards and six TDs
- ✦ Third on the team in receptions (50) and second in receiving yards (802)

2020 (RAMS)

- ✦ Played in 16 regular-season games (no starts)
- ✦ Registered 19 catches for 220 yards and a TD

TRANSACTIONS

- ✦ Signed a one-year contract with Pittsburgh on March 15, 2024
- ✦ Traded to Atlanta from L.A. Rams with a 2025 seventh-round pick for a 2025 sixth-round pick on Oct. 10, 2023
- ✦ Signed a four-year contract with the L.A. Rams on July 27, 2020
- ✦ Drafted by the Rams in the second round (57th overall) of the 2020 NFL Draft

PERSONAL

- ✦ As a prep standout, Jefferson was selected to play in the U.S. Army All-American Bowl and Nike's The Opening camp after high school.
- ✦ Garnered Tennessee Sports Writers Association All-State and The Tennessean All-Midstate honors, after hauling in 67 catches for 1,223 yards and 13 TDs, helping lead Ravenwood to a 14-1 record and a Class 6A runner-up finish
- ✦ Son of Shawn and Maria Jefferson
- ✦ His father played 13 years in the NFL as a wide receiver and has coached in the NFL as a wide receivers coach for Detroit, Tennessee, Miami and Carolina, and is currently a receivers coach for the N.Y. Jets

COLLEGE

- ✦ Appeared in 45 games in his collegiate career at Florida (23 games in 2018-19) and Ole Miss (22 games 2015-17)
- ✦ Finished his career with 2,159 yards on 175 receptions (12.3 avg.) and 16 TDs
- ✦ Named First-Team Freshman All-SEC accolades from the league's coaches in 2019
- ✦ Signed all 13 games and led the Gators with 657 yards on 49 receptions (13.4 avg.) and six TDs in 2019
- ✦ In 2018, he started all 13 games in his first season at Florida and led the Gators in receptions (35), receiving yards (503), receiving TDs (six) and average yards per game (38.7)
- ✦ Ranked fourth on the team in points scored (36) and all-purpose yards (520) and became the only Gator receiver to grab multiple TDs in a single game
- ✦ Tallied three games with at least 50 receiving yards in 2018
- ✦ In 2017, his final season at Ole Miss, played 10 games - starting at slot receiver in the first three of the season - and finished second on the team with 42 receptions and recorded 456 receiving yards and one TD
- ✦ In 2016, he finished second on team with 49 catches, third with 543 receiving yards and caught three TD passes
- ✦ Ranked second among SEC freshmen with 4.1 catches/game and third with 45.2 receiving yards per game
- ✦ Redshirted his freshman season in 2015

REGULAR SEASON COMPARISON: RECEIVING - LOS ANGELES CHARGERS

DATE	OPP	W/L	GP/GS	REC	YDS.	AVG.	TD	LG	TGTS	YAC
1/1/23	LA @ LAC	L	S	3	77	25.7	0	39	3	1
TOTALS		0/1	1/1	3	77	25.7	0	39	3	1

VAN JEFFERSON'S NFL REGULAR SEASON RUSHING/RECEIVING STATISTICS

DATE	TEAM	GP	GS	RECEIVING					RUSHING				
				NO.	YDS.	AVG.	LG	TD	NO.	YDS.	AVG.	LG	TD
2020	Rams	16	0	19	220	11.6	31	1	1	-1	-1.0	-1	0
2021	Rams	17	17	50	802	16.0	79t	6	2	20	10.0	10	0
2022	Rams	11	9	24	369	15.4	39	3	0	0	0.0	0	0
2023	Rams	5	4	8	108	13.5	46	0	1	4	4.0	4	0
Went from L.A. Rams to Atlanta.													
2023	Falcons	12	8	12	101	8.4	14	0	0	0	0.0	0	0
2023	TOTAL	17	12	20	209	10.5	46	0	1	4	4.0	4	0
2024	Steelers	2	2	3	15	5.0	12	0	0	0	0.0	0	0
NFL TOTALS		63	40	116	1,615	13.9	79T	10	4	23	5.8	10	0

VAN JEFFERSON'S NFL POSTSEASON RUSHING/RECEIVING STATISTICS

DATE	TEAM	GP	GS	RECEIVING					RUSHING				
				NO.	YDS.	AVG.	LG	TD	NO.	YDS.	AVG.	LG	TD
2020	Rams	2	1	6	46	7.7	16	1	0	0	0.0	0	0
2021	Rams	4	4	9	102	11.3	41	0	1	15	15.0	15	0
NFL TOTALS		6	5	15	148	9.9	41	1	1	15	15.0	15	0

VAN JEFFERSON'S NFL REGULAR SEASON RETURN STATISTICS

DATE	TEAM	RET.	KICKOFF RETURNS					PUNT RETURNS				
			YDS.	AVG.	LG	TD	NO.	FC	YDS.	AVG.	LG	TD
2020	Rams	1	13	13.0	13	0	0	0	0	0.0	0	0
2021	Rams	0	0	0.0	0	0	0	0	0	0.0	0	0
2022	Rams	0	0	0.0	0	0	0	0	0	0.0	0	0
2023	Rams	0	0	0.0	0	0	0	0	0	0.0	0	0
Went from L.A. Rams to Atlanta.												
2023	Falcons	0	0	0.0	0	0	0	0	0	0.0	0	0
2023	TOTAL	0	0	0.0	0	0	0	0	0	0.0	0	0
2024	Steelers	0	0	0.0	0	0	0	0	0	0.0	0	0
NFL TOTALS		1	13	13.0	13	0	0	0	0	0.0	0	0

VAN JEFFERSON'S NFL POSTSEASON RETURN STATISTICS

DATE	TEAM	RET.	KICKOFF RETURNS					PUNT RETURNS				
			YDS.	AVG.	LG	TD	NO.	FC	YDS.	AVG.	LG	TD
2020	Rams	0	0	0.0	0	0	0	0	0	0.0	0	0
2021	Rams	0	0	0.0	0	0	0	0	0	0.0	0	0
NFL TOTALS		0	0	0.0	0	0	0	0	0	0.0	0	0

SINGLE-GAME HIGHS: RUSHING/RECEIVING

Rush Attempts	1 at Cincinnati Bengals, Sep 25, 2023 1 vs. Seattle Seahawks, Dec 21, 2021 ...2 more at 1.	All-Purpose Yards	93 at Green Bay Packers, Nov 28, 2021 90 vs. Arizona Cardinals, Oct 03, 2021
Rushing Yards	10 vs. Seattle Seahawks, Dec 21, 2021 10 at Arizona Cardinals, Dec 13, 2021	Kickoff Returns	1 vs. New England Patriots, Dec 10, 2020
Longest Runs	10 vs. Seattle Seahawks, Dec 21, 2021 10 at Arizona Cardinals, Dec 13, 2021	Kickoff Return Yards	13 vs. New England Patriots, Dec 10, 2020
Receptions	6 vs. Jacksonville Jaguars, Dec 05, 2021 6 vs. Arizona Cardinals, Oct 03, 2021	Longest Kickoff Return	13 vs. New England Patriots, Dec 10, 2020
Receiving Yards	93 at Green Bay Packers, Nov 28, 2021 90 vs. Arizona Cardinals, Oct 03, 2021	Special Teams Tackles	1 vs. New England Patriots, Dec 10, 2020
Receiving Average	31.0 at Green Bay Packers, Nov 28, 2021 29.3 at Houston Texans, Oct 31, 2021	Most TDs	1 vs. Las Vegas Raiders, Dec 08, 2022 1 at Kansas City Chiefs, Nov 27, 2022 ...8 more at 1.
Longest Receptions	79t at Green Bay Packers, Nov 28, 2021 68 at Houston Texans, Oct 31, 2021	Miscellaneous Tackles	1 at Cincinnati Bengals, Sep 25, 2023 1 at Minnesota Vikings, Dec 26, 2021 ...2 more at 1.
Receiving TDs	1 vs. Las Vegas Raiders, Dec 08, 2022 1 at Kansas City Chiefs, Nov 27, 2022 ...8 more at 1.		

SINGLE-GAME HIGHS - POSTSEASON: RUSHING/RECEIVING

Rush Attempts	1 at Tampa Bay Buccaneers, Jan 23, 2022	Longest Receptions	41 vs. Arizona Cardinals, Jan 17, 2022
Rushing Yards	15 at Tampa Bay Buccaneers, Jan 23, 2022		18 at Tampa Bay Buccaneers, Jan 23, 2022
Longest Runs	15 at Tampa Bay Buccaneers, Jan 23, 2022		16 at Green Bay Packers, Jan 16, 2021
Receptions	6 at Green Bay Packers, Jan 16, 2021		13 at Cincinnati Bengals, Feb 13, 2022
	4 at Cincinnati Bengals, Feb 13, 2022		11 at Tampa Bay Buccaneers, Jan 23, 2022
	2 vs. San Francisco 49ers, Jan 30, 2022	Receiving TDs	1 at Green Bay Packers, Jan 16, 2021
	2 at Tampa Bay Buccaneers, Jan 23, 2022	All-Purpose Yards	46 at Green Bay Packers, Jan 16, 2021
	1 vs. Arizona Cardinals, Jan 17, 2022		44 at Tampa Bay Buccaneers, Jan 23, 2022
Receiving Yards	46 at Green Bay Packers, Jan 16, 2021		41 vs. Arizona Cardinals, Jan 17, 2022
	41 vs. Arizona Cardinals, Jan 17, 2022		23 at Cincinnati Bengals, Feb 13, 2022
	29 at Tampa Bay Buccaneers, Jan 23, 2022		9 vs. San Francisco 49ers, Jan 30, 2022
	23 at Cincinnati Bengals, Feb 13, 2022	Special Teams Tackles	1 at Seattle Seahawks, Jan 09, 2021
	9 vs. San Francisco 49ers, Jan 30, 2022	Most TDs	1 at Green Bay Packers, Jan 16, 2021
Receiving Average	7.7 at Green Bay Packers, Jan 16, 2021		
	5.8 at Cincinnati Bengals, Feb 13, 2022		

2024 GAME-BY-GAME REGULAR-SEASON STATISTICS (STEELERS)

DATE	OPPONENT	P/S	RECEIVING					RUSHING					W/L	SCORE
			NO.	YDS.	AVG.	LG	TD	NO.	YDS.	AVG.	LG	TD		
09/08	at Falcons	S	1	1	1.0	1	0	0	0.0	0	0	0	W	18-10
09/15	at Broncos	S	2	14	7.0	12	0	0	0.0	0	0	W	13-6	
2024 TOTALS		2-2	3	15	5.0	12	0	0	0.0	0	0	0	2-0	

2023 GAME-BY-GAME REGULAR-SEASON STATISTICS (RAMS/FALCONS)

DATE	OPPONENT	P/S	RECEIVING					RUSHING					W/L	SCORE
			NO.	YDS.	AVG.	LG	TD	NO.	YDS.	AVG.	LG	TD		
09/10	at Seahawks	S	4	24	6.0	10	0	0	0.0	0	0	W	30-13	
09/17	49ers	S	1	9	9.0	9	0	0	0.0	0	0	L	23-30	
09/25	at Bengals	S	1	46	46.0	46	0	1	4.0	4	0	L	16-19	
10/01	at Colts	S	2	29	14.5	16	0	0	0.0	0	0	W	29-23+	
10/08	Eagles	P	0	0	0.0	0	0	0	0.0	0	0	L	14-23	
Went from Rams to Falcons.														
10/15	Commanders	P	0	0	0.0	0	0	0	0.0	0	0	L	16-24	
10/22	at Buccaneers	P	1	5	5.0	5	0	0	0.0	0	0	W	16-13	
10/29	at Titans	S	3	24	8.0	11	0	0	0.0	0	0	L	23-28	
11/05	Vikings	S	1	14	14.0	14	0	0	0.0	0	0	L	28-31	
11/12	at Cardinals	S	0	0	0.0	0	0	0	0.0	0	0	L	23-25	
11/26	Saints	S	1	13	13.0	13	0	0	0.0	0	0	W	24-15	
12/03	at Jets	S	0	0	0.0	0	0	0	0.0	0	0	W	13-8	
12/10	Buccaneers	P	0	0	0.0	0	0	0	0.0	0	0	L	25-29	
12/17	at Panthers	P	0	0	0.0	0	0	0	0.0	0	0	L	7-9	
12/24	Colts	S	1	13	13.0	13	0	0	0.0	0	0	W	29-10	
12/31	at Bears	S	3	19	6.3	9	0	0	0.0	0	0	L	17-37	
01/07	at Saints	S	2	13	6.5	7	0	0	0.0	0	0	L	17-48	
2023 TOTALS		17-12	20	209	10.5	46	0	1	4.0	4	0	6-11		

+/- Overtime

2022 GAME-BY-GAME REGULAR-SEASON STATISTICS (RAMS)

DATE	OPPONENT	P/S	RECEIVING					RUSHING					W/L	SCORE
			NO.	YDS.	AVG.	LG	TD	NO.	YDS.	AVG.	LG	TD		
09/08	Bills											L	10-31	
09/18	Falcons											W	31-27	
09/25	at Cardinals											W	20-12	
10/03	at 49ers											L	9-24	
10/09	Cowboys											L	10-22	
10/16	Panthers											W	24-10	
10/30	49ers	S	0	0	0.0	0	0	0	0.0	0	0	L	14-31	
11/06	at Buccaneers	S	0	0	0.0	0	0	0	0.0	0	0	L	13-16	
11/13	Cardinals	P	3	27	9.0	19	1	0	0.0	0	0	L	17-27	
11/20	at Saints	S	3	41	13.7	20	0	0	0.0	0	0	L	20-27	
11/27	at Chiefs	P	3	29	9.7	16	1	0	0.0	0	0	L	10-26	
12/04	Seahawks	S	2	39	19.5	23	0	0	0.0	0	0	L	23-27	
12/08	Raiders	S	2	44	22.0	23t	1	0	0.0	0	0	W	17-16	
12/19	at Packers	S	2	32	16.0	17	0	0	0.0	0	0	L	12-24	
12/25	Broncos	S	3	19	6.3	11	0	0	0.0	0	0	W	51-14	
01/01	at Chargers	S	3	77	25.7	39	0	0	0.0	0	0	L	10-31	
01/08	at Seahawks	S	3	61	20.3	35	0	0	0.0	0	0	L	16-19+	
2022 TOTALS		11-9	24	369	15.4	39	3	0	0.0	0	0	5-12		

+/- Overtime

2021 GAME-BY-GAME REGULAR-SEASON STATISTICS (RAMS)

DATE	OPPONENT	P/S	RECEIVING					RUSHING					W/L	SCORE
			NO.	YDS.	AVG.	LG	TD	NO.	YDS.	AVG.	LG	TD		
09/12	Bears	S	2	80	40.0	67t	1	0	0	0.0	0	0	W	34-14
09/19	at Colts	S	1	14	14.0	14	0	0	0	0.0	0	0	W	27-24
09/26	Buccaneers	S	4	42	10.5	21	0	0	0	0.0	0	0	W	34-24
10/03	Cardinals	S	6	90	15.0	22	1	0	0	0.0	0	0	L	20-37
10/07	at Seahawks	S	1	16	16.0	16	0	0	0	0.0	0	0	W	26-17
10/17	at Giants	S	3	19	6.3	18	0	0	0	0.0	0	0	W	38-11
10/24	Lions	S	4	43	10.8	22	1	0	0	0.0	0	0	W	28-19
10/31	at Texans	S	3	88	29.3	68	0	0	0	0.0	0	0	W	38-22
11/07	Titans	S	3	41	13.7	20	0	0	0	0.0	0	0	L	16-28
11/15	at 49ers	S	3	54	18.0	33	0	0	0	0.0	0	0	L	10-31
11/28	at Packers	S	3	93	31.0	79t	1	0	0	0.0	0	0	L	28-36
12/05	Jaguars	S	6	41	6.8	19	1	0	0	0.0	0	0	W	37-7
12/13	at Cardinals	S	2	58	29.0	52t	1	1	10	10.0	10	0	W	30-23
12/21	Seahawks	S	2	23	11.5	18	0	1	10	10.0	10	0	W	20-10
12/26	at Vikings	S	1	6	6.0	6	0	0	0	0.0	0	0	W	30-23
01/02	at Ravens	S	4	63	15.8	35	0	0	0	0.0	0	0	W	20-19
01/09	49ers	S	2	31	15.5	24	0	0	0	0.0	0	0	L	24-27+
2021 TOTALS		17-17	50	802	16.0	79T	6	2	20	10.0	10	0	12-5	

+ - Overtime

2020 GAME-BY-GAME REGULAR-SEASON STATISTICS (RAMS)

DATE	OPPONENT	P/S	RECEIVING					RUSHING					W/L	SCORE
			NO.	YDS.	AVG.	LG	TD	NO.	YDS.	AVG.	LG	TD		
09/13	Cowboys	P	1	31	31.0	31	0	0	0	0.0	0	0	W	20-17
09/20	at Eagles	P	4	45	11.3	21	0	1	-1	-1.0	-1	0	W	37-19
09/27	at Bills	P	0	0	0.0	0	0	0	0	0.0	0	0	L	32-35
10/04	Giants	P	0	0	0.0	0	0	0	0	0.0	0	0	W	17-9
10/11	at Football Team	P	0	0	0.0	0	0	0	0	0.0	0	0	W	30-10
10/18	at 49ers	P	1	8	8.0	8	0	0	0	0.0	0	0	L	16-24
10/26	Bears	P	1	14	14.0	14	0	0	0	0.0	0	0	W	24-10
11/01	at Dolphins	P	2	23	11.5	15	0	0	0	0.0	0	0	L	17-28
11/15	Seahawks	P	1	15	15.0	15	0	0	0	0.0	0	0	W	23-16
11/23	at Buccaneers	P	1	7	7.0	7t	1	0	0	0.0	0	0	W	27-24
11/29	49ers	P	0	0	0.0	0	0	0	0	0.0	0	0	L	20-23
12/06	at Cardinals	P	4	27	6.8	9	0	0	0	0.0	0	0	W	38-28
12/10	Patriots	P	0	0	0.0	0	0	0	0	0.0	0	0	W	24-3
12/20	Jets	P	0	0	0.0	0	0	0	0	0.0	0	0	L	20-23
12/27	at Seahawks	P	0	0	0.0	0	0	0	0	0.0	0	0	L	9-20
01/03	Cardinals	P	4	50	12.5	19	0	0	0	0.0	0	0	W	18-7
2020 TOTALS		16-0	19	220	11.6	31	1	1	-1	-1.0	-1	0	10-6	

2021 GAME-BY-GAME POSTSEASON STATISTICS (RAMS)

DATE	OPPONENT	P/S	RECEIVING					RUSHING					W/L	SCORE
			NO.	YDS.	AVG.	LG	TD	NO.	YDS.	AVG.	LG	TD		
01/17	Cardinals	S	1	41	41.0	41	0	0	0	0.0	0	0	W	34-11
01/23	at Buccaneers	S	2	29	14.5	18	0	1	15	15.0	15	0	W	30-27
01/30	49ers	S	2	9	4.5	6	0	0	0	0.0	0	0	W	20-17
02/13	at Bengals	S	4	23	5.8	13	0	0	0	0.0	0	0	W	23-20
2021 TOTALS		4-4	9	102	11.3	41	0	1	15	15.0	15	0	4-0	

2020 GAME-BY-GAME POSTSEASON STATISTICS (RAMS)

DATE	OPPONENT	P/S	RECEIVING					RUSHING					W/L	SCORE
			NO.	YDS.	AVG.	LG	TD	NO.	YDS.	AVG.	LG	TD		
01/09	at Seahawks	P	0	0	0.0	0	0	0	0	0.0	0	0	W	30-20
01/16	at Packers	S	6	46	7.7	16	1	0	0	0.0	0	0	L	18-32
2020 TOTALS		2-1	6	46	7.7	16	1	0	0	0.0	0	0	1-1	



BRODERICK ^{OT} JONES

HEIGHT: 6-5
WEIGHT: 311
COLLEGE: Georgia
BORN: May 16, 2001

HOW ACQUIRED: D1 '23
NFL EXPERIENCE: 2nd year
BIRTHPLACE: Lithonia, GA



PRO CAREER

- ✦ Has played in 17 regular-season games (11 starts) in his one-year NFL career (Pittsburgh 2023)
- ✦ Made NFL debut in Week 1 of 2023 (vs. San Francisco)
- ✦ Made NFL starting debut in Week 5 of 2023 (vs. Baltimore)

2023 (STEELERS)

- ✦ Played in all 17 regular-season games (11 starts) at right tackle
- ✦ Allowed four sacks and whistled for two penalties all season, according to Pro Football Focus
- ✦ Blocked for RB Najee Harris to run for 1,000-plus yards on the season, including a season-high 122 yards in Week 17 at Seattle
- ✦ Helped a Pittsburgh rush offense rank in the top five after Week 9 in rushes (323, 1st), rush yards (1,452, 2nd), longest rush (74t, 2nd), yards after contact/rush (3.37, 2nd), 10+ yard rushes (39, 4th), first downs by rush (79, 3rd), rush TDs (13, t-2nd), rushes/game (32.3, 2nd), rush yards/game (145.2, 2nd) and 10+ yard rushes/game (3.90, 5th)
- ✦ Part of an offensive line that did not allow a sack in two games and just one sack in four games
- ✦ Played all 766 offensive snaps

TRANSACTIONS

- ✦ Signed four-year contract with Pittsburgh on June 23, 2023
- ✦ Drafted by the Steelers in the first round (14th overall) of the 2023 NFL Draft

PERSONAL

- ✦ Selected to represent Team Pressure in the 2020 Under Armour All-America Game, where he was regarded as one of the top offensive linemen
- ✦ 247sports.com composite five-star prospect
- ✦ Ranked as the No. 11 prospect nationally, the No. 2 offensive tackle prospect and No. 3 prospect from the state of Georgia
- ✦ ESPN.com five-star prospect, the No. 9 prospect nationally, No. 1 offensive tackle prospect nationally, No. 5 prospect in the Southeast region and No. 3 in Georgia
- ✦ PrepStar Magazine five-star prospect, ranked No. 18 prospect nationally, the No. 2 offensive tackle and a member of the Team 150 Dream Team
- ✦ Rivals.com five-star prospect, No. 5 prospect nationally, No. 2 offensive tackle nationally, No. 2 player from Georgia
- ✦ Named a unanimous selection to the 2019 Class 5A All-State First Team offense by the Georgia Sports Writers Association and the Atlanta Journal-Constitution
- ✦ As a senior, he led the Bulldogs to wins in three of their last four region games to claim a No. 3 seed in the GHSA Class 5A playoffs
- ✦ Paved the way for a Lithonia offense that averaged 25.1 points per game in the regular season, as well as 3,106 yards of offense (282.4 yards per game)
- ✦ Registered 11 pancake blocks on the line, as well as 17 tackles, five tackles for loss and four sacks for 36 yards lost as a defensive tackle
- ✦ 2019 AJC Super 11 selection, joining 28 previous Super 11 honorees to play under head coach Kirby Smart at Georgia
- ✦ Named to the USA Today 2018 ALL-USA Georgia First Team offense following his junior campaign, as well as a Class 5A first team selection by the Georgia Association of Coaches
- ✦ Tabbed for the 2018 MaxPreps Preseason Junior All-American Second Team offense
- ✦ Competed at the 2019 Under Armour Future 50 event as a junior, emerging as one of the nation's top offensive linemen
- ✦ Skilled post player on the Lithonia varsity basketball team, helping lead the Bulldogs to the Class 5A Final Four with a 21-10 record (10-3 in Region 5) as a junior
- ✦ Full name Broderick Bernard Jones
- ✦ Recipient of the Heyward Allen Football Scholarship

COLLEGE

- ✦ Appeared in 32 games (19 starts) at Georgia (2020-22)
- ✦ Helped the Bulldogs to consecutive National Championships (2021, 2022)
- ✦ Named Associated Press All-SEC First-Team in 2022
- ✦ Allowed just two sacks (both in 2021) on 636 career pass block snaps
- ✦ Named Coaches' Freshman All-SEC Team in 2021
- ✦ Played in every game, starting the last four games of the regular season at left tackle for Georgia's nation title-winning season in 2021

BRODERICK JONES' NFL REGULAR SEASON STATISTICS

DATE	TEAM	GP	GS
2023	Steelers	17	11
2024	Steelers	2	1
NFL TOTALS		19	12

BRODERICK JONES' NFL POSTSEASON STATISTICS

DATE	TEAM	GP	GS
2023	Steelers	1	1
NFL TOTALS		1	1

2024 GAME-BY-GAME REGULAR-SEASON STATISTICS (STEELERS)

DATE	OPPONENT	P/S	W/L	SCORE
09/08	at Falcons	S	W	18-10
09/15	at Broncos	P	W	13-6
2024 TOTALS			2-0	

2023 GAME-BY-GAME REGULAR-SEASON STATISTICS (STEELERS)

DATE	OPPONENT	P/S	W/L	SCORE
09/10	49ers	P	L	7-30
09/18	Browns	P	W	26-22
09/24	at Raiders	P	W	23-18
10/01	at Texans	P	L	6-30
10/08	Ravens	S	W	17-10
10/22	at Rams	P	W	24-17
10/29	Jaguars	P	L	10-20
11/02	Titans	S	W	20-16
11/12	Packers	S	W	23-19
11/19	at Browns	S	L	10-13
11/26	at Bengals	S	W	16-10
12/03	Cardinals	S	L	10-24
12/07	Patriots	S	L	18-21
12/16	at Colts	S	L	13-30
12/23	Bengals	S	W	34-11
12/31	at Seahawks	S	W	30-23
01/06	at Ravens	S	W	17-10
2023 TOTALS			10-7	

2023 GAME-BY-GAME POSTSEASON STATISTICS (STEELERS)

DATE	OPPONENT	P/S	W/L	SCORE
01/15	at Bills	S	L	17-31
2023 TOTALS			0-1	



DAMONTAE^s KAZEE

HEIGHT: 5-11
WEIGHT: 174
COLLEGE: San Diego State
BORN: June 5, 1993

HOW ACQUIRED: FA '22
NFL EXPERIENCE: 6th year
BIRTHPLACE: San Bernardino, CA



PRO CAREER

- ✦ Has played in 92 games (62 starts) in his seven-year NFL career (Atlanta, 2017-20; Dallas, 2021; Pittsburgh, 2022-23)
- ✦ Has registered 318 tackles (218 solo), three tackles for loss, 22 passes defended, 16 interceptions, seven forced fumbles and two fumble recoveries
- ✦ As a rookie in 2017, played in all 16 games before earning the starting role in his second season (2018), where he started the final 15 games
- ✦ Finished with career-highs in tackles (80), interceptions (seven) and passes defended (10) in 2018
- ✦ His seven interceptions in 2018 were tied for the most in the NFL
- ✦ Made NFL debut in Week 1 of 2017 (at Chicago)
- ✦ Made NFL starting debut in Week 4 of 2017 (vs. Buffalo)

2023 (STEELERS)

- ✦ Played in 14 regular-season games (nine starts)
- ✦ Registered 61 tackles (45 solo), two interceptions, three passes defended and two fumble recoveries
- ✦ Picked off Green Bay QB Jordan Love on the Packers' final drive of the game to secure a 23-19 victory in Week 10
- ✦ Registered an interception from Jacksonville QB Trevor Lawrence and returned it for seven yards in Week 8
- ✦ Recorded six tackles (six solo) and recovered a fumble in Week 2 vs. Cleveland
- ✦ Recovered a fumble in Week 5 vs. Baltimore

2022 (STEELERS)

- ✦ Played in nine regular-season games (four starts) after spending the first 10 weeks of the season on the Reserve/Injured List
- ✦ Registered 19 tackles (11 solo), two interceptions and two passes defended
- ✦ Picked off Saints QB Andy Dalton in his first game with Pittsburgh in Week 10
- ✦ Caught an interception from Browns QB Deshaun Watson and returned it for 12 yards in Week 18

2021 (COWBOYS)

- ✦ Played in 17 regular-season games (15 starts)
- ✦ Recorded 51 tackles (34 solo), four passes defended, two forced fumbles and two interceptions
- ✦ Registered eight tackles (three solo) in one postseason start vs. San Francisco

2020 (FALCONS)

- ✦ Started the first four regular-season games, before an Achilles injury forced him on Reserve/Injured for the remainder of the season
- ✦ Registered 20 tackles (17 solo) and a forced fumble
- ✦ Recorded a season-best eight tackles in Week 2 at Dallas
- ✦ Forced a fumble in Week 3 vs. Chicago
- ✦ Registered five tackles (three solo) in two quarters in Week 4 at Green Bay before suffering the injury

2019 (FALCONS)

- ✦ Played in all 16 regular-season games for the third straight season (14 starts)
- ✦ Registered 69 tackles, two tackles for loss, three interceptions and three breakups with five tackles and a forced fumble on special teams
- ✦ Recorded an interception in Week 11 at Carolina, then tied his career-best with nine tackles in Week 12 vs. Tampa Bay
- ✦ Notched his first career multi-interception game, picking off two passes while also forcing a fumble on special teams in Week 14 vs. Carolina

2018 (FALCONS)

- ✦ Played in all 16 regular-season games (15 starts) and registered career-highs in tackles (80), interceptions (seven - tied for the NFL lead) and pass breakups (10), along with a forced fumble on defense while adding two tackles on special teams
- ✦ Tied his career-high with nine tackles in Week 3 vs. New Orleans before starting a string of three consecutive games with an interception - the first of his career coming in Week 4 vs. Cincinnati, followed by one each in Week 5 at Pittsburgh and Week 6 vs. Tampa Bay
- ✦ Had a pick in back-to-back games in Week 9 at Washington and Week 10 at Cleveland then had one more in Week 12 at New Orleans
- ✦ Registered five tackles (four solo) and his seventh interception in Week 17 at Tampa Bay

2017 (FALCONS)

- ✦ Played in all 16 regular-season games (one start), and tallied 18 tackles and a forced fumble while tallying five stops and a forced fumble on special teams
- ✦ Added three special teams stops and a forced fumble in three postseason games played
- ✦ Made his NFL debut in the opener at Chicago and had a tackle, a stop and forced fumble on special teams
- ✦ Made his first career start in Week 4 vs. Buffalo and led the team with a career-best nine tackles along with a forced fumble
- ✦ Notched a five-tackle game in Week 12 vs. Tampa Bay
- ✦ Appeared in his first postseason contest, finishing the Wild Card Game at L.A. Rams with three tackles and a forced fumble on special teams

TRANSACTIONS

- ✦ Signed a two-year contract with Pittsburgh on Mar. 14, 2023
- ✦ Signed a one-year contract with Pittsburgh on May 1, 2022
- ✦ Signed a one-year contract with Dallas on Mar. 26, 2021
- ✦ Signed a four-year contract with Atlanta on May 9, 2017
- ✦ Drafted by the Falcons in the fifth round (149th overall) of the 2017 NFL Draft

PERSONAL

- ✦ Three-time all-CIF athlete who played both sides of the ball at Cajon High in San Bernardino, Calif.
- ✦ Helped the Cowboys to a 9-2 overall record in 2011, including a 6-1 mark in league play
- ✦ Recorded 27 tackles, two interceptions and a forced fumble on defense during his senior year
- ✦ Scouts, Inc. rated him as a three-star recruit and gave him a grade of 75
- ✦ In high school, he lettered in football, basketball and track
- ✦ Full name is Damontae T. Kazee
- ✦ Born June 5, 1993, in San Bernardino, Calif.
- ✦ Son of La-trease and Walter Kazee
- ✦ Has three brothers and two sisters
- ✦ Brother, Walter, was a four-year running back for the Aztecs from 2009-12
- ✦ Graduated with a degree in criminal justice

COLLEGE

- ✦ Played in 53 games (41 starts)
- ✦ Started the final 41 games he played at cornerback for San Diego State and left as the school's all-time interceptions leader (17), while ranking sixth with 30 breakups, tied for sixth with six forced fumbles and seventh with 214 interception yards
- ✦ Became the first player in program history with six-or-more picks in consecutive seasons and was a two-time Mountain West Defensive Player of the Year as a junior and senior (2015-16)
- ✦ Became the first cornerback in Mountain West Conference history to win the defensive player of the year award twice and the fifth player overall, joining Tank Carder (2010-11 at TCU), Jerry Hughes (2008-09 at TCU), Eric Weddle (2005-06 at Utah) and Kirk Morrison (2003-04 at San Diego State)
- ✦ Ended his senior campaign with 65 tackles, three for loss, seven interceptions (one returned for a touchdown), eight breakups and a hurry
- ✦ Picked off a team-high eight passes to go along with 75 tackles, 5.5 for loss, seven breakups and two forced fumbles in 14 starts in 2015
- ✦ As a sophomore, earned All-Conference second-team honors, starting all 13 games and posting 58 tackles while leading the team with 13 breakups to go with an interception, a fumble recovery, four stops for losses and two hurries
- ✦ Notched 41 tackles, four forced fumbles, two breakups, an interception, a sack and a blocked kick as a redshirt freshman
- ✦ Redshirted as a true freshman in 2012

REGULAR SEASON COMPARISON: DEFENSIVE - LOS ANGELES CHARGERS

DATE	OPP	W/L	GP/GS	TACKLES							YDS.	INT	TFL	PD	QBH	TD	MISC		
				TOT	SOLO	ASST	SACK	YDS.	INT	TFL							PD	QBH	TD
9/19/21	DAL @ LAC	W	S	2	2	1	1	1	0.0	0.0	1	0	1	0	0	0	0	0	0
TOTALS		1/0	1/1	2	1	1	1	0.0	0.0	1	0	1	0	0	0	0	0	0	

DAMONTAE KAZEE'S NFL REGULAR SEASON DEFENSIVE STATISTICS

DATE	TEAM	GP	GS	TACKLES							INTERCEPTIONS				O. FUMB			ST			MISC.					
				TK	S	A	TFL	YDS	SK	YDS	QBH	NO	YDS	LG	TD	PD	FF	FR	TD	YDS	TK	S	A	FF	FR	S
2017	Falcons	16	1	18	10	8	0	0	0.0	0.0	0	0	0	0	0	1	0	0	0	5	4	1	1	0	0	0
2018	Falcons	16	15	80	58	22	1	1	0.0	0.0	0	7	54	33	0	10	1	0	0	2	2	0	0	0	0	0
2019	Falcons	16	14	69	42	27	2	1	0.0	0.0	0	3	53	22	0	3	0	0	0	5	4	1	1	0	0	0
2020	Falcons	4	4	20	17	3	0	0	0.0	0.0	0	0	0	0	0	1	0	0	0	0	0	0	0	0	0	0
2021	Cowboys	17	15	51	34	17	0	0	0.0	0.0	0	2	8	8	0	4	2	0	0	1	1	0	0	0	0	0
2022	Steelers	9	4	19	11	8	0	0	0.0	0.0	0	2	14	12	0	2	0	0	0	1	0	1	0	0	0	0
2023	Steelers	14	9	61	46	15	0	0	0.0	0.0	0	2	37	30	0	3	2	0	1	0	0	0	0	0	0	0
2024	Steelers	2	0	7	6	1	0	0	0.0	0.0	0	1	5	5	0	1	0	0	0	0	0	0	0	0	0	0
NFL TOTALS		94	62	325	224	101	3	2	0.0	0.0	0	17	171	33	0	23	5	2	0	1	14	11	3	2	0	0

DAMONTAE KAZEE'S NFL POSTSEASON DEFENSIVE STATISTICS

DATE	TEAM	GP	GS	TACKLES							INTERCEPTIONS				O. FUMB			ST			MISC.					
				TK	S	A	TFL	YDS	SK	YDS	QBH	NO	YDS	LG	TD	PD	FF	FR	TD	YDS	TK	S	A	FF	FR	S
2017	Falcons	2	0	0	0	0	0	0	0.0	0.0	0	0	0	0	0	0	0	0	0	3	3	0	1	0	0	0
2021	Cowboys	1	1	8	3	5	0	0	0.0	0.0	0	0	0	0	0	0	0	0	0	0	0	0	0	0	0	0
2023	Steelers	1	1	2	1	1	0	0	0.0	0.0	0	0	0	0	0	0	0	0	0	0	0	0	0	0	0	0
NFL TOTALS		4	2	10	4	6	0	0	0.0	0.0	0	0	0	0	0	0	0	0	0	3	3	0	1	0	0	0

SINGLE-GAME HIGHS: DEFENSIVE

Total Tackles	9 vs. Tampa Bay Buccaneers, Nov 24, 2019	Interceptions	2 vs. Carolina Panthers, Dec 08, 2019
	9 vs. New Orleans Saints, Sep 23, 2018		1 at Denver Broncos, Sep 15, 2024
	...1 more at 9.		...14 more at 1.
Solo Tackles	7 at Dallas Cowboys, Sep 20, 2020	Interception Return Yards	43 vs. Carolina Panthers, Dec 08, 2019
	7 vs. Cincinnati Bengals, Sep 30, 2018		33 at Cleveland Browns, Nov 11, 2018
	...1 more at 7.	Special Teams Tackles	2 at Philadelphia Eagles, Jan 08, 2022
Passes Defensed	2 vs. Carolina Panthers, Dec 08, 2019		2 vs. Philadelphia Eagles, Sep 15, 2019
	1 at Denver Broncos, Sep 15, 2024		...1 more at 2.
	...20 more at 1.	Special Teams Forced Fumbles	1 vs. Carolina Panthers, Dec 08, 2019
Forced Fumbles	1 vs. Washington Football Team, Dec 26, 2021		1 at Chicago Bears, Sep 10, 2017
	1 at Tampa Bay Buccaneers, Sep 09, 2021	Longest Opp Fumble Return	1 vs. Baltimore Ravens, Oct 08, 2023
	...3 more at 1.		
Fumble Recoveries	1 vs. Cleveland Browns, Sep 18, 2023		
Tackles For Loss	2 vs. Los Angeles Rams, Oct 20, 2019		
	1 vs. New York Giants, Oct 22, 2018		

SINGLE-GAME HIGHS - POSTSEASON: DEFENSIVE

Total Tackles	9 vs. San Francisco 49ers, Jan 16, 2022	Special Teams Tackles	3 at Los Angeles Rams, Jan 06, 2018
	2 at Buffalo Bills, Jan 15, 2024	Special Teams Forced Fumbles	1 at Los Angeles Rams, Jan 06, 2018
Solo Tackles	5 vs. San Francisco 49ers, Jan 16, 2022		
	1 at Buffalo Bills, Jan 15, 2024		

2024 GAME-BY-GAME REGULAR-SEASON STATISTICS (STEELERS)

DATE	OPPONENT	P/S	TACKLES							INTERCEPTIONS				O. FUMB			ST			MISC		W/L	SCORE					
			TK	S	A	SK	YDS	TFL	YDS	QBH	NO	YDS	LG	TD	PD	FF	FR	TD	YDS	TK	S			A	FF	FR	S	A
09/08	at Falcons	P	3	3	0	0.0	0.0	0	0	0	0	0	0	0	0	0	0	0	0	0	0	0	0	0	0	0	W	18-10
09/15	at Broncos	P	4	3	1	0.0	0.0	0	0	0	1	5	5	0	1	0	0	0	0	0	0	0	0	0	0	0	W	13-6
2024 TOTALS		2-0	7	6	1	0.0	0.0	0	0	0	1	5	5	0	1	0	0	0	0	0	0	0	0	0	0	2-0		

2023 GAME-BY-GAME REGULAR-SEASON STATISTICS (STEELERS)

DATE	OPPONENT	P/S	TACKLES							INTERCEPTIONS				O. FUMB			ST			MISC		W/L	SCORE											
			TK	S	A	SK	YDS	TFL	YDS	QBH	NO	YDS	LG	TD	PD	FF	FR	TD	YDS	TK	S			A	FF	FR	S	A						
09/10	49ers	P	4	3	1	0.0	0.0	0	0	0	0	0	0	0	0	0	0	0	0	0	0	0	0	0	0	0	L	7-30						
09/18	Browns	S	6	6	0	0.0	0.0	0	0	0	0	0	0	0	0	1	0	0	0	0	0	0	0	0	0	0	W	26-22						
09/24	at Raiders	P	2	2	0	0.0	0.0	0	0	0	0	0	0	0	0	0	0	0	0	0	0	0	0	0	0	0	W	23-18						
10/01	at Texans	P	3	3	0	0.0	0.0	0	0	0	0	0	0	0	0	0	0	0	0	0	0	0	0	0	0	0	L	6-30						
10/08	Ravens	P	3	1	2	0.0	0.0	0	0	0	0	0	0	0	0	1	0	1	0	0	0	0	0	0	0	0	W	17-10						
10/22	at Rams	S	7	4	3	0.0	0.0	0	0	0	0	0	0	0	0	0	0	0	0	0	0	0	0	0	0	0	W	24-17						
10/29	Jaguars	P	5	5	0	0.0	0.0	0	0	1	7	7	0	1	0	0	0	0	0	0	0	0	0	0	0	0	L	10-20						
11/02	Titans	S	4	3	1	0.0	0.0	0	0	0	0	0	0	0	0	0	0	0	0	0	0	0	0	0	0	0	W	20-16						
11/12	Packers	S	5	4	1	0.0	0.0	0	0	1	30	30	0	1	0	0	0	0	0	0	0	0	0	0	0	0	W	23-19						
11/19	at Browns	S	5	3	2	0.0	0.0	0	0	0	0	0	0	0	0	0	0	0	0	0	0	0	0	0	0	0	L	10-13						
11/26	at Bengals	S	5	2	3	0.0	0.0	0	0	0	0	0	0	1	0	0	0	0	0	0	0	0	0	0	0	0	W	16-10						
12/03	Cardinals	S	4	3	1	0.0	0.0	0	0	0	0	0	0	0	0	0	0	0	0	0	0	0	0	0	0	0	L	10-24						
12/07	Patriots	S	3	3	0	0.0	0.0	0	0	0	0	0	0	0	0	0	0	0	0	0	0	0	0	0	0	0	L	18-21						
12/16	at Colts	S	5	4	1	0.0	0.0	0	0	0	0	0	0	0	0	0	0	0	0	0	0	0	0	0	0	0	L	13-30						
12/23	Bengals																									W	34-11							
2023 TOTALS										14-9	61	46	15	0.0	0.0	0	0	0	2	37	30	0	3	0	2	0	1	0	0	0	0	0	0	8-7

2022 GAME-BY-GAME REGULAR-SEASON STATISTICS (STEELERS)

DATE	OPPONENT	P/S	TACKLES							INTERCEPTIONS				O. FUMB			ST			MISC		W/L	SCORE					
			TK	S	A	SK	YDS	TFL	YDS	QBH	NO	YDS	LG	TD	PD	FF	FR	TD	YDS	TK	S			A	FF	FR	S	A
09/11	at Bengals																										W	23-20+
09/18	Patriots																										L	14-17
09/22	at Browns																										L	17-29
10/02	Jets																										L	20-24
10/09	at Bills																										L	3-38
10/16	Buccaneers																										W	20-18
10/23	at Dolphins																										L	10-16
10/30	at Eagles																										L	13-35
11/13	Saints																										W	20-10
11/20	Bengals	P	1	0	1	0.0	0.0	0	0	0	0	0	0	0	0	0	0	0	0	0	0	0	0	0	0	0	L	30-37
11/28	at Colts	P	1	1	0	0.0	0.0	0	0	0	0	0	0	0	0	0	0	0	0	0	0	0	0	0	0	0	W	24-17
12/04	at Falcons	S	1	1	0	0.0	0.0	0	0	0	0	0	0	0	0	0	0	0	0	0	0	0	0	0	0	0	W	19-16
12/11	Ravens	S	3	2	1	0.0	0.0	0	0	0	0	0	0	0	0	0	0	0	0	1	0	1	0	0	0	0	L	14-16
12/18	at Panthers	P	1	0	1	0.0	0.0	0	0	0	0	0	0	0	0	0	0	0	0	0	0	0	0	0	0	0	W	24-16
12/24	Raiders	S	4	4	0	0.0	0.0	0	0	0	0	0	0	0	0	0	0	0	0	0	0	0	0	0	0	0	W	13-10
01/01	at Ravens	P	2	0	2	0.0	0.0	0	0	0	0	0	0	0	0	0	0	0	0	0	0	0	0	0	0	0	W	16-13
01/08	Browns	P	2	0	2	0.0	0.0	0	0	0	1	12	12	0	1	0	0	0	0	0	0	0	0	0	0	0	W	28-14
2022 TOTALS		8-3	15	8	7	0.0	0.0	0	0	0	1	12	12	0	1	0	0	0	0	0	0	0	0	0	0	0	9-8	


+ - Overtime

2017 GAME-BY-GAME REGULAR-SEASON STATISTICS (FALCONS)

DATE	OPPONENT	P/S	TACKLES							INTERCEPTIONS					O. FUMB			ST				MISC		SCORE			
			TK	S	A	SK	YDS	TFL	YDS	QBH	NO	YDS	LG	TD	PD	FF	FR	TD	YDS	TK	S	A	FF		FR	S	A
09/10	at Bears	P	1	1	0	0.0	0.0	0	0	0	0	0	0	0	0	0	0	0	1	1	0	1	0	0	0	W	23-17
09/17	Packers	P	0	0	0	0.0	0.0	0	0	0	0	0	0	0	0	0	0	0	0	0	0	0	0	0	0	W	34-23
09/24	at Lions	P	0	0	0	0.0	0.0	0	0	0	0	0	0	0	0	0	0	0	0	0	0	0	0	0	0	W	30-26
10/01	Bills	S	9	4	5	0.0	0.0	0	0	0	0	0	0	0	1	0	0	0	0	0	0	0	0	0	0	L	17-23
10/15	Dolphins	P	0	0	0	0.0	0.0	0	0	0	0	0	0	0	0	0	0	0	0	0	0	0	0	0	0	L	17-20
10/22	at Patriots	P	0	0	0	0.0	0.0	0	0	0	0	0	0	0	0	0	0	0	0	0	0	0	0	0	0	L	7-23
10/29	at Jets	P	0	0	0	0.0	0.0	0	0	0	0	0	0	0	0	0	0	0	0	0	0	0	0	0	0	W	25-20
11/05	at Panthers	P	0	0	0	0.0	0.0	0	0	0	0	0	0	0	0	0	0	0	0	0	0	0	0	0	0	L	17-20
11/12	Cowboys	P	0	0	0	0.0	0.0	0	0	0	0	0	0	0	0	0	0	0	0	0	0	0	0	0	0	W	27-7
11/20	at Seahawks	P	1	1	0	0.0	0.0	0	0	0	0	0	0	0	0	0	0	0	1	1	0	0	0	0	0	W	34-31
11/26	Buccaneers	P	5	3	2	0.0	0.0	0	0	0	0	0	0	0	0	0	0	0	0	0	0	0	0	0	0	W	34-20
12/03	Vikings	P	2	1	1	0.0	0.0	0	0	0	0	0	0	0	0	0	0	0	0	0	0	0	0	0	0	L	9-14
12/07	Saints	P	0	0	0	0.0	0.0	0	0	0	0	0	0	0	0	0	0	0	2	1	1	0	0	0	0	W	20-17
12/18	at Buccaneers	P	0	0	0	0.0	0.0	0	0	0	0	0	0	0	0	0	0	0	1	1	0	0	0	0	0	W	24-21
12/24	at Saints	P	0	0	0	0.0	0.0	0	0	0	0	0	0	0	0	0	0	0	0	0	0	0	0	0	0	L	13-23
12/31	Panthers	P	0	0	0	0.0	0.0	0	0	0	0	0	0	0	0	0	0	0	0	0	0	0	0	0	0	W	22-10
2017 TOTALS		16-1	18	10	8	0.0	0.0	0	0	0	0	0	0	0	1	0	0	0	5	4	1	1	0	0	0	10-6	

2023 GAME-BY-GAME POSTSEASON STATISTICS (STEELERS)

DATE	OPPONENT	P/S	TACKLES							INTERCEPTIONS					O. FUMB			ST				MISC		SCORE			
			TK	S	A	SK	YDS	TFL	YDS	QBH	NO	YDS	LG	TD	PD	FF	FR	TD	YDS	TK	S	A	FF		FR	S	A
01/15	at Bills	S	2	1	1	0.0	0.0	0	0	0	0	0	0	0	0	0	0	0	0	0	0	0	0	0	0	L	17-31
2023 TOTALS		1-1	2	1	1	0.0	0.0	0	0	0	0	0	0	0	0	0	0	0	0	0	0	0	0	0	0	0-1	



**MILES^s
KILLEBREW**

HEIGHT: 6-2
WEIGHT: 222
COLLEGE: Southern Utah
BORN: May 10, 1993

HOW ACQUIRED: FA '22
NFL EXPERIENCE: 9th year
BIRTHPLACE: Henderson, NV



PRO CAREER

- ✦ Has played in 129 games (five starts) over his eight-year NFL career (Detroit 2016-20; Steelers 2021-23)
- ✦ 2023 Pro Bowler
- ✦ 2023 Associated Press First Team All-Pro
- ✦ 2023 Pro Football Writers of America (PFWA) All-NFL team
- ✦ Steelers two-time special teams captain (2022-23)
- ✦ Has registered 75 tackles (60 solo), six passes defended, two interceptions, three tackles for loss, two quarterback hits, one forced fumble and one interception return for TD
- ✦ Since entering the NFL in 2016, Killebrew has 73 tackles on special teams, which is the fifth-most in the League in that span
- ✦ Since entering the NFL in 2016, Killebrew has 59 solo tackles on special teams, which is the fourth-most in the League in that span
- ✦ Since entering the NFL in 2016, Killebrew has blocked four punts on special teams, which is tied for the most in the League in that span
- ✦ Since entering the NFL in 2016, Killebrew has logged 2,542 snaps on special teams, which is the second-most in the League in that span
- ✦ Ranked tied for second in the NFL with 13 solo special teams' tackles in 2019, while his 15 total special teams' tackles ranked fourth
- ✦ Since signing with the Steelers in 2021, his three blocked punts are tied for the most by any team in the League, let alone individual player
- ✦ Leads the NFL with three punts blocked since the start of the 2021 season
- ✦ His four career blocked punts are tied for the most by any active player in the League
- ✦ His 15 special teams' tackles in 2019 were a career-high and the most by a Lion since DB Don Carey had 16 in 2015
- ✦ Recorded his first-career interception for a touchdown and notched three tackles in Week 1 of 2017 vs. Arizona
- ✦ Appeared in all 16 games his rookie season in 2016 and recorded his first career interception against Saints QB Drew Brees in Week 13 at New Orleans
- ✦ Highest draft pick in Southern Utah history
- ✦ Made NFL debut in Week 1 of 2016 (at Indianapolis)
- ✦ Made NFL starting debut in Week 3 of 2017 (vs. Atlanta)

2023 (STEELERS)

- ✦ Played in all 17 regular-season games primarily on special teams, recording 13 tackles (11 solo)
- ✦ Was named a 2023 team captain for his role on special teams
- ✦ Started at safety in Week 12 at Cincinnati
- ✦ His 13 tackles on special teams were tied for the second-most in the NFL
- ✦ His 11 solo tackles on special teams were tied for the most in the NFL

2022 (STEELERS)

- ✦ Played in all 17 regular-season games (no starts) primarily on special teams, recording four tackles
- ✦ Was named a 2022 team captain for his role on special teams

2021 (STEELERS)

- ✦ Playing in all 17 regular-season games
- ✦ Recorded the second blocked punt of his career in Week 1 at Buffalo - the punt was recovered and returned by LB Ulysees Gilbert for a Steelers touchdown
- ✦ Recorded the third blocked punt of his career in Week 11 at L.A. Chargers, which led to a Steelers touchdown
- ✦ The first player in Steelers to block multiple punts in the same season since 1960

2020 (LIONS)

- ✦ Appeared in 15 regular-season games
- ✦ Recorded 12 tackles on special teams
- ✦ Recorded two special teams tackles in Week 4 at New Orleans
- ✦ Blocked a punt for the first time in his career, which lead to a Detroit TD, in Week 8 vs. Indianapolis

2019 (LIONS)

- ✦ Appeared in 15 regular-season games (one start)
- ✦ Accumulated a career-high 15 total special teams' tackles, marking the most by a Lions player since 2015 (DB Don Carey, 16)
- ✦ Saw action on special teams, recording two special teams tackles in Week 1 at Arizona
- ✦ Saw action on defense for an injured S Tavon Wilson, recording two solo tackles in Week 8 vs. the N.Y. Giants
- ✦ Played his most defensive snaps of the season (57) and recorded a season-best three solo tackles in Week 17 vs. Green Bay

2018 (LIONS)

- ✦ Played in all 16 regular-season games
- ✦ Recorded one special teams' tackle against the New England Patriots in Week 3
- ✦ Posted two special teams' tackles, tying a career-best, against the Rams in Week 13

2017 (LIONS)

- ✦ Played in 16 regular-season games (three starts)
- ✦ Recorded three tackles and first career interception for a TD in Week 1 against Arizona
- ✦ Appeared in Week 2 at N.Y. Giants and registered three tackles and a pass defended
- ✦ Recorded first career start in Week 3 against Atlanta and tied for a game-high eight tackles
- ✦ Totaled three tackles and tied a career-high with two passes defended in Week 4 at Minnesota
- ✦ Totaled two tackles and a forced fumble in Week 6 at New Orleans
- ✦ Totaled two tackles in Week 8 against Pittsburgh
- ✦ Recorded a tackle on defense and special teams in Week 9 at Green Bay
- ✦ Recorded two tackles, one quarterback hit, and one tackle on special teams in Week 12 against Minnesota
- ✦ Totaled three tackles in Week 13 at Baltimore

2016 (LIONS)

- ✦ Played in all 16 regular-season games
- ✦ Made his NFL debut by contributing on special teams in Week 1 at Indianapolis
- ✦ Played 17 snaps on special teams in Week 3 at Green Bay
- ✦ Recorded his first NFL tackle in Week 4 at Chicago
- ✦ Played 19 snaps on special teams and six on defense in Week 6 vs. Los Angeles
- ✦ Contributed on both defense and special teams, recording one tackle in Week 7 vs. Washington
- ✦ Continued to make his presence known on special teams in Week 9 at Minnesota, tallying two tackles against the Vikings return men
- ✦ Totaled a career-high five tackles (four solo) in Week 11 vs. Jacksonville
- ✦ All over the field in Week 12 vs. Minnesota, contributing four solo tackles on defense and one on special teams
- ✦ Two of his four solo tackles came on crucial third-down stops in the second half of Detroit's 16-13 win over the visiting Vikings
- ✦ Picked off Saints QB Drew Brees late in the fourth quarter of Week 13 at New Orleans for his first career interception that secured Detroit's eighth victory of 2016
- ✦ Added two solo tackles on defense and one on special teams
- ✦ Registered four total tackles (three solo) in Week 17 vs. Green Bay

TRANSACTIONS

- ✦ Signed a two-year contract with Pittsburgh on Mar. 11, 2022
- ✦ Signed a one-year contract with Pittsburgh on Mar. 20, 2021
- ✦ Signed a one-year contract with Detroit on Mar. 20, 2020
- ✦ Signed a four-year contract with the Lions on May 6, 2016
- ✦ Drafted by Detroit in the fourth round (111th overall) of the 2016 NFL Draft

PERSONAL

- ✦ Played running back and wide receiver at Foothill H.S. (Henderson, N.V.)
- ✦ Carried the ball 86 times for 392 yards and five TDs
- ✦ Had three receiving TDs
- ✦ Tallied 77 tackles with three sacks and six interceptions while playing as a defensive back
- ✦ Earned all-state and all-city honors and won defensive MVP
- ✦ Two-time first-team all-league and academic all-state honoree
- ✦ Nevada African-American student union Top-One Percenter
- ✦ In the 2018 offseason, Killebrew went back to Utah to light the torch at the opening ceremony of the Utah Summer Games
- ✦ Serves on the advisory board for Playworks Michigan
- ✦ He and wife, Kaila, welcomed their first child in 2020, a girl named Stormi

COLLEGE

- ✦ Finished his Southern Utah career with 356 tackles (210 solo), 6.5 tackles for loss, four forced fumbles, three fumble recoveries, three interceptions, seven pass defenses and two defensive touchdowns
- ✦ Named All-Big Sky Honorable Mention twice (2012, 2013), All-Big Sky Second Team once (2014) and All-Big Sky First Team once (2015)
- ✦ Named team captain as a senior in 2015 and led the team with 132 tackles (74 solo)
- ✦ Played in all 12 games in 2014 and finished second on the team with 101 tackles (62 solo) and recorded two tackles for loss, four forced fumbles and three interceptions
- ✦ Notched a season-high 15 tackles and returned an interception 105 yards for a TD against Nevada
- ✦ In 2013 totaled 54 tackles (32 solo), 4.5 tackles for loss, two pass defenses and two fumble recoveries, including an 89-yard return for a TD – the second longest fumble return in school history

REGULAR SEASON COMPARISON: DEFENSIVE - LOS ANGELES CHARGERS

DATE	OPP	W/L	GP/GS	TACKLES				SACK	YDS.	INT	TFL	PD	QBH	TD	MISC	
				TOT	SOLO	ASST									FF	FR
9/15/19	DET vs. LAC	W	P	0	0	0	0.0	0.0	0	0	0	0	0	0	0	0
11/21/21	PIT @ LAC	L	P	0	0	0	0.0	0.0	0	0	0	0	0	0	0	0
TOTALS		1/1	2/0	0	0	0	0.0	0.0	0	0	0	0	0	0	0	0

MILES KILLEBREW'S NFL REGULAR SEASON DEFENSIVE STATISTICS

DATE	TEAM	GP	GS	TACKLES							INTERCEPTIONS					O. FUMB			ST			MISC				
				TK	S	A	TFL	YDS	SK	YDS	QBH	NO	YDS	LG	TD	PD	FF	FR	TD	YDS	TK	S	A	FF	FR	S
2016	Lions	16	0	20	15	5	0	0	0.0	0.0	0	1	7	7	0	1	0	0	0	8	8	0	0	0	0	0
2017	Lions	16	3	31	25	6	1	4	0.0	0.0	1	1	35	35t	1	5	1	0	0	7	7	0	0	0	0	0
2018	Lions	16	0	0	0	0	0	0	0.0	0.0	0	0	35	35t	0	0	0	0	0	7	5	2	0	0	0	0
2019	Lions	15	1	5	5	0	0	0	0.0	0.0	0	0	0	0	0	0	0	0	0	15	13	2	0	0	0	0
2020	Lions	15	0	0	0	0	0	0	0.0	0.0	0	0	0	0	0	0	0	0	0	12	10	2	0	0	0	0
2021	Steelers	17	0	6	5	1	1	0	0.0	0.0	0	0	0	0	0	0	0	0	0	7	4	3	0	0	0	0
2022	Steelers	17	0	0	0	0	0	0	0.0	0.0	0	0	0	0	0	0	0	0	0	4	1	3	0	0	0	0
2023	Steelers	17	1	13	10	3	1	1	0.0	0.0	1	0	0	0	0	0	0	0	0	13	11	2	0	0	0	0
2024	Steelers	2	0	0	0	0	0	0	0.0	0.0	0	0	0	0	0	0	0	0	0	0	0	0	0	0	0	0
NFL TOTALS		131	5	75	60	15	3	5	0.0	0.0	2	2	42	35T	1	6	1	0	0	73	59	14	0	0	0	0

MILES KILLEBREW'S NFL POSTSEASON DEFENSIVE STATISTICS

DATE	TEAM	GP	GS	TACKLES							INTERCEPTIONS					O. FUMB			ST			MISC				
				TK	S	A	TFL	YDS	SK	YDS	QBH	NO	YDS	LG	TD	PD	FF	FR	TD	YDS	TK	S	A	FF	FR	S
2016	Lions	1	0	1	1	0	0	0	0.0	0.0	0	0	0	0	0	0	0	0	0	0	0	0	0	0	0	0
2021	Steelers	1	0	1	0	1	0	0	0.0	0.0	0	0	0	0	0	0	0	0	0	2	1	1	0	0	0	0
2023	Steelers	1	0	0	0	0	0	0	0.0	0.0	0	0	0	0	0	0	0	0	0	0	0	0	0	0	0	0
NFL TOTALS		3	0	2	1	1	0	0	0.0	0.0	0	0	0	0	0	0	0	0	0	2	1	1	0	0	0	0

SINGLE-GAME HIGHS: DEFENSIVE

Total Tackles	8 vs. Atlanta Falcons, Sep 24, 2017	Interceptions	1 vs. Arizona Cardinals, Sep 10, 2017
	5 vs. Jacksonville Jaguars, Nov 20, 2016		1 at New Orleans Saints, Dec 04, 2016
Solo Tackles	7 vs. Atlanta Falcons, Sep 24, 2017	Interception Return Yards	35 vs. Arizona Cardinals, Sep 10, 2017
	4 vs. Minnesota Vikings, Nov 24, 2016		7 at New Orleans Saints, Dec 04, 2016
	...1 more at 4.	Safeties	1 vs. Baltimore Ravens, Oct 08, 2023
Passes Defensed	2 at Minnesota Vikings, Oct 01, 2017	Special Teams Tackles	2 at Seattle Seahawks, Dec 31, 2023
	2 vs. Arizona Cardinals, Sep 10, 2017		2 vs. Arizona Cardinals, Dec 03, 2023
Forced Fumbles	1 at New Orleans Saints, Oct 15, 2017		...15 more at 2.
Tackles For Loss	1 vs. Jacksonville Jaguars, Oct 29, 2023		
	1 at Minnesota Vikings, Dec 09, 2021		
	...1 more at 1.		

SINGLE-GAME HIGHS - POSTSEASON: DEFENSIVE

Total Tackles	1 at Kansas City Chiefs, Jan 16, 2022	Special Teams Tackles	2 at Kansas City Chiefs, Jan 16, 2022
	1 at Seattle Seahawks, Jan 07, 2017		
Solo Tackles	1 at Seattle Seahawks, Jan 07, 2017		

2024 GAME-BY-GAME REGULAR-SEASON STATISTICS (STEELERS)

DATE	OPPONENT	P/S	TACKLES							INTERCEPTIONS					O. FUMB			ST			MISC		W/L	SCORE			
			TK	S	A	SK	YDS	TFL	YDS	QBH	NO	YDS	LG	TD	PD	FF	FR	TD	YDS	TK	S	A			FF	FR	S
09/08	at Falcons	P	0	0	0	0.0	0.0	0	0	0	0	0	0	0	0	0	0	0	0	0	0	0	0	0	0	W	18-10
09/15	at Broncos	P	0	0	0	0.0	0.0	0	0	0	0	0	0	0	0	0	0	0	0	0	0	0	0	0	0	W	13-6
2024 TOTALS		2-0	0	0	0	0.0	0.0	0	0	0	0	0	0	0	0	0	0	0	0	0	0	0	0	0	0	2-0	

2023 GAME-BY-GAME REGULAR-SEASON STATISTICS (STEELERS)

DATE	OPPONENT	P/S	TACKLES							INTERCEPTIONS					O. FUMB			ST			MISC		W/L	SCORE			
			TK	S	A	SK	YDS	TFL	YDS	QBH	NO	YDS	LG	TD	PD	FF	FR	TD	YDS	TK	S	A			FF	FR	S
09/10	49ers	P	0	0	0	0.0	0.0	0	0	0	0	0	0	0	0	0	0	0	2	1	1	0	0	0	0	L	7-30
09/18	Browns	P	0	0	0	0.0	0.0	0	0	0	0	0	0	0	0	0	0	0	0	0	0	0	0	0	0	W	26-22
09/24	at Raiders	P	0	0	0	0.0	0.0	0	0	0	0	0	0	0	0	0	0	0	2	2	0	0	0	0	0	W	23-18
10/01	at Texans	P	0	0	0	0.0	0.0	0	0	0	0	0	0	0	0	0	0	0	1	1	0	0	0	0	0	L	6-30
10/08	Ravens	P	0	0	0	0.0	0.0	0	0	0	0	0	0	0	0	0	0	0	1	1	0	0	0	0	0	W	17-10
10/22	at Rams	P	0	0	0	0.0	0.0	0	0	0	0	0	0	0	0	0	0	0	0	0	0	0	0	0	0	W	24-17
10/29	Jaguars	P	2	2	0	0.0	0.0	1	1	0	0	0	0	0	0	0	0	0	1	1	0	0	0	0	0	L	10-20
11/02	Titans	P	0	0	0	0.0	0.0	0	0	0	0	0	0	0	0	0	0	0	0	0	0	0	0	0	0	W	20-16
11/12	Packers	P	0	0	0	0.0	0.0	0	0	0	0	0	0	0	0	0	0	0	0	0	0	0	0	0	0	W	23-19
11/19	at Browns	P	1	1	0	0.0	0.0	0	0	0	0	0	0	0	0	0	0	0	1	1	0	0	0	0	0	L	10-13
11/26	at Bengals	S	0	0	0	0.0	0.0	0	0	0	0	0	0	0	0	0	0	0	1	1	0	0	0	0	0	W	16-10
12/03	Cardinals	P	0	0	0	0.0	0.0	0	0	0	0	0	0	0	0	0	0	0	2	2	0	0	0	0	0	L	10-24
12/07	Patriots	P	0	0	0	0.0	0.0	0	0	0	0	0	0	0	0	0	0	0	0	0	0	0	0	0	0	L	18-21
12/16	at Colts	P	1	1	0	0.0	0.0	0	0	0	0	0	0	0	0	0	0	0	0	0	0	0	0	0	0	L	13-30
12/23	Bengals	P	3	1	2	0.0	0.0	0	0	0	0	0	0	0	0	0	0	0	0	0	0	0	0	0	0	W	34-11
12/31	at Seahawks	P	2	2	0	0.0	0.0	0	0	0	0	0	0	0	0	0	0	0	2	1	1	0	0	0	0	W	30-23
01/06	at Ravens	P	4	3	1	0.0	0.0	0	0	1	0	0	0	0	0	0	0	0	0	0	0	0	0	0	0	W	17-10
2023 TOTALS		17-1	13	10	3	0.0	0.0	1	1	1	0	0	0	0	0	0	0	0	13	11	2	0	0	0	0	10-7	

2022 GAME-BY-GAME REGULAR-SEASON STATISTICS (STEELERS)

DATE	OPPONENT	P/S	TACKLES						INTERCEPTIONS				O. FUMB			ST				MISC		W/L	SCORE				
			TK	S	A	SK	YDS	TFL	YDS	QBH	NO	YDS	LG	TD	PD	FF	FR	TD	YDS	TK	S			A	FF	FR	S
09/11	at Bengals	P	0	0	0	0.0	0.0	0	0	0	0	0	0	0	0	0	0	0	0	0	0	0	0	0	0	W	23-20+
09/18	Patriots	P	0	0	0	0.0	0.0	0	0	0	0	0	0	0	0	0	0	0	0	0	0	0	0	0	0	L	14-17
09/22	at Browns	P	0	0	0	0.0	0.0	0	0	0	0	0	0	0	0	0	0	0	1	1	0	0	0	0	0	L	17-29
10/02	Jets	P	0	0	0	0.0	0.0	0	0	0	0	0	0	0	0	0	0	0	0	0	0	0	0	0	0	L	20-24
10/09	at Bills	P	0	0	0	0.0	0.0	0	0	0	0	0	0	0	0	0	0	0	0	0	0	0	0	0	0	L	3-38
10/16	Buccaneers	P	0	0	0	0.0	0.0	0	0	0	0	0	0	0	0	0	0	0	1	0	1	0	0	0	0	W	20-18
10/23	at Dolphins	P	0	0	0	0.0	0.0	0	0	0	0	0	0	0	0	0	0	0	1	0	1	0	0	0	0	L	10-16
10/30	at Eagles	P	0	0	0	0.0	0.0	0	0	0	0	0	0	0	0	0	0	0	0	0	0	0	0	0	0	L	13-35
11/13	Saints	P	0	0	0	0.0	0.0	0	0	0	0	0	0	0	0	0	0	0	0	0	0	0	0	0	0	W	20-10
11/20	Bengals	P	0	0	0	0.0	0.0	0	0	0	0	0	0	0	0	0	0	0	0	0	0	0	0	0	0	L	30-37
11/28	at Colts	P	0	0	0	0.0	0.0	0	0	0	0	0	0	0	0	0	0	0	0	0	0	0	0	0	0	W	24-17
12/04	at Falcons	P	0	0	0	0.0	0.0	0	0	0	0	0	0	0	0	0	0	0	0	0	0	0	0	0	0	W	19-16
12/11	Ravens	P	0	0	0	0.0	0.0	0	0	0	0	0	0	0	0	0	0	0	0	0	0	0	0	0	0	L	14-16
12/18	at Panthers	P	0	0	0	0.0	0.0	0	0	0	0	0	0	0	0	0	0	0	0	0	0	0	0	0	0	W	24-16
12/24	Raiders	P	0	0	0	0.0	0.0	0	0	0	0	0	0	0	0	0	0	0	0	0	0	0	0	0	0	W	13-10
01/01	at Ravens	P	0	0	0	0.0	0.0	0	0	0	0	0	0	0	0	0	0	0	0	0	0	0	0	0	0	W	16-13
01/08	Browns	P	0	0	0	0.0	0.0	0	0	0	0	0	0	0	0	0	0	0	1	0	1	0	0	0	0	W	28-14
2022 TOTALS		17-0	0	0	0	0.0	0.0	0	0	0	0	0	0	0	0	0	0	0	4	1	3	0	0	0	0	9-8	

+ - Overtime

2021 GAME-BY-GAME REGULAR-SEASON STATISTICS (STEELERS)

DATE	OPPONENT	P/S	TACKLES						INTERCEPTIONS				O. FUMB			ST				MISC		W/L	SCORE				
			TK	S	A	SK	YDS	TFL	YDS	QBH	NO	YDS	LG	TD	PD	FF	FR	TD	YDS	TK	S			A	FF	FR	S
09/12	at Bills	P	0	0	0	0.0	0.0	0	0	0	0	0	0	0	0	0	0	0	0	0	0	0	0	0	0	W	23-16
09/19	Raiders	P	0	0	0	0.0	0.0	0	0	0	0	0	0	0	0	0	0	0	0	0	0	0	0	0	0	L	17-26
09/26	Bengals	P	0	0	0	0.0	0.0	0	0	0	0	0	0	0	0	0	0	0	0	0	0	0	0	0	0	L	10-24
10/03	at Packers	P	0	0	0	0.0	0.0	0	0	0	0	0	0	0	0	0	0	0	2	1	1	0	0	0	0	L	17-27
10/10	Broncos	P	0	0	0	0.0	0.0	0	0	0	0	0	0	0	0	0	0	0	0	0	0	0	0	0	0	W	27-19
10/17	Seahawks	P	0	0	0	0.0	0.0	0	0	0	0	0	0	0	0	0	0	0	1	0	1	0	0	0	0	W	23-20+
10/31	at Browns	P	0	0	0	0.0	0.0	0	0	0	0	0	0	0	0	0	0	0	2	2	0	0	0	0	0	W	15-10
11/08	Bears	P	0	0	0	0.0	0.0	0	0	0	0	0	0	0	0	0	0	0	0	0	0	0	0	0	0	W	29-27
11/14	Lions	P	1	1	0	0.0	0.0	0	0	0	0	0	0	0	0	0	0	0	0	0	0	0	0	0	0	T	16-16
11/21	at Chargers	P	0	0	0	0.0	0.0	0	0	0	0	0	0	0	0	0	0	0	1	1	0	0	0	0	0	L	37-41
11/28	at Bengals	P	0	0	0	0.0	0.0	0	0	0	0	0	0	0	0	0	0	0	0	0	0	0	0	0	0	L	10-41
12/05	Ravens	P	0	0	0	0.0	0.0	0	0	0	0	0	0	0	0	0	0	0	1	0	1	0	0	0	0	W	20-19
12/09	at Vikings	P	2	2	0	0.0	0.0	1	0	0	0	0	0	0	0	0	0	0	0	0	0	0	0	0	0	L	28-36
12/19	Titans	P	1	1	0	0.0	0.0	0	0	0	0	0	0	0	0	0	0	0	0	0	0	0	0	0	0	W	19-13
12/26	at Chiefs	P	0	0	0	0.0	0.0	0	0	0	0	0	0	0	0	0	0	0	0	0	0	0	0	0	0	L	10-36
01/03	Browns	P	0	0	0	0.0	0.0	0	0	0	0	0	0	0	0	0	0	0	0	0	0	0	0	0	0	W	26-14
01/09	at Ravens	P	2	1	1	0.0	0.0	0	0	0	0	0	0	0	0	0	0	0	0	0	0	0	0	0	0	W	16-13+
2021 TOTALS		17-0	6	5	1	0.0	0.0	1	0	0	0	0	0	0	0	0	0	0	7	4	3	0	0	0	0	9-7-1	

+ - Overtime

2020 GAME-BY-GAME REGULAR-SEASON STATISTICS (LIONS)

DATE	OPPONENT	P/S	TACKLES						INTERCEPTIONS				O. FUMB			ST				MISC		W/L	SCORE				
			TK	S	A	SK	YDS	TFL	YDS	QBH	NO	YDS	LG	TD	PD	FF	FR	TD	YDS	TK	S			A	FF	FR	S
09/13	Bears	P	0	0	0	0.0	0.0	0	0	0	0	0	0	0	0	0	0	0	0	0	0	0	0	0	0	L	23-27
09/20	at Packers	P	0	0	0	0.0	0.0	0	0	0	0	0	0	0	0	0	0	0	0	0	0	0	0	0	0	L	21-42
09/27	at Cardinals	P	0	0	0	0.0	0.0	0	0	0	0	0	0	0	0	0	0	0	1	1	0	0	0	0	0	W	26-23
10/04	Saints	P	0	0	0	0.0	0.0	0	0	0	0	0	0	0	0	0	0	0	2	2	0	0	0	0	0	L	29-35
10/18	at Jaguars	P	0	0	0	0.0	0.0	0	0	0	0	0	0	0	0	0	0	0	2	2	0	0	0	0	0	W	34-16
10/25	at Falcons	P	0	0	0	0.0	0.0	0	0	0	0	0	0	0	0	0	0	0	0	0	0	0	0	0	0	W	23-22
11/01	Colts	P	0	0	0	0.0	0.0	0	0	0	0	0	0	0	0	0	0	0	1	1	0	0	0	0	0	L	21-41
11/08	at Vikings	P	0	0	0	0.0	0.0	0	0	0	0	0	0	0	0	0	0	0	1	1	0	0	0	0	0	L	20-34
11/15	Football Team	P	0	0	0	0.0	0.0	0	0	0	0	0	0	0	0	0	0	0	1	1	0	0	0	0	0	W	30-27
11/22	at Panthers	P	0	0	0	0.0	0.0	0	0	0	0	0	0	0	0	0	0	0	1	1	0	0	0	0	0	L	0-20
11/26	Texans	P	0	0	0	0.0	0.0	0	0	0	0	0	0	0	0	0	0	0	0	0	0	0	0	0	0	L	25-41
12/06	at Bears	P	0	0	0	0.0	0.0	0	0	0	0	0	0	0	0	0	0	0	1	1	0	0	0	0	0	W	34-30
12/13	Packers	P	0	0	0	0.0	0.0	0	0	0	0	0	0	0	0	0	0	0	0	0	0	0	0	0	0	L	24-31
12/20	at Titans	P	0	0	0	0.0	0.0	0	0	0	0	0	0	0	0	0	0	0	1	1	0	0	0	0	0	L	25-46
12/26	Buccaneers	P	0	0	0	0.0	0.0	0	0	0	0	0	0	0	0	0	0	0	1	1	0	0	0	0	0	L	7-47
01/03	Vikings	P	0	0	0	0.0	0.0	0	0	0	0	0	0	0	0	0	0	0	0	0	0	0	0	0	0	L	35-37
2020 TOTALS		15-0	0	0	0	0.0	0.0	0	0	0	0	0	0	0	0	0	0	0	12	10	2	0	0	0	0	5-11	

2023 GAME-BY-GAME POSTSEASON STATISTICS (STEELERS)

DATE	OPPONENT	P/S	TACKLES							INTERCEPTIONS					O. FUMB			ST					MISC		SCORE			
			TK	S	A	SK	YDS	TFL	YDS	QBH	NO	YDS	LG	TD	PD	FF	FR	TD	YDS	TK	S	A	FF	FR		S	A	W/L
01/15	at Bills	P	0	0	0	0.0	0.0	0	0	0	0	0	0	0	0	0	0	0	0	0	0	0	0	0	0	0	L	17-31
2023 TOTALS		1-0	0	0	0	0.0	0.0	0	0	0	0	0	0	0	0	0	0	0	0	0	0	0	0	0	0	0-1		



CHRISTIAN ^{LS}
KUNTZ

HEIGHT: 6-1
WEIGHT: 228
COLLEGE: Duquesne
BORN: April 13, 1994

HOW ACQUIRED: FA '20
NFL EXPERIENCE: 4th year
BIRTHPLACE: Pittsburgh, PA



PRO CAREER

- ✦ Has played in 51 regular-season games in his three-year NFL career (Pittsburgh 2021-23)
- ✦ Made his NFL debut in Week 1 of 2021 (at Buffalo)

2023 (STEELERS)

- ✦ Played in all 17 regular-season games

2022 (STEELERS)

- ✦ Played in all 17 regular-season games

2021 (STEELERS)

- ✦ Played in all 17 regular-season games

TRANSACTIONS

- ✦ Signed a contract extension with Pittsburgh on Feb. 22, 2023
- ✦ Signed a reserve/future contract with Pittsburgh on Jan. 19, 2022
- ✦ Signed a reserve/future contract with Pittsburgh on Jan. 14, 2021
- ✦ Signed to the Steelers practice squad on Dec. 29, 2020
- ✦ Waived by the Steelers on Dec. 23, 2020
- ✦ Signed to the Pittsburgh practice squad on Nov. 24, 2020
- ✦ Waived by the Steelers on Aug. 2, 2020
- ✦ Signed with Pittsburgh as a free agent on March 30, 2020
- ✦ Played for the XFL's Dallas Renegades in the spring of 2020
- ✦ Waived by the Steelers on Aug. 31, 2019
- ✦ Signed by Pittsburgh on Aug. 15, 2019
- ✦ Waived by Jacksonville on June 13, 2019
- ✦ Signed to the Jaguars practice squad on Dec. 17, 2018
- ✦ Waived by Denver on June 14, 2018
- ✦ Signed by the Broncos on March 21, 2018
- ✦ Released by New England on Aug. 29, 2017
- ✦ Signed with the Patriots as an undrafted free agent on Aug. 28, 2017

PERSONAL

- ✦ Played football and basketball at Chartiers Valley High School
- ✦ Graduated with a degree from Duquesne in supply chain management

COLLEGE

- ✦ Played in 45 games for Duquesne (2012-16)
- ✦ Northeast Conference career sacks leader with 30.5
- ✦ His 71.5 career TFLs rank fourth on the NCAA all-time FCS list
- ✦ Two-time NEC Defensive Player of the Year
- ✦ First Duquesne player to earn All-American honors three times (STATS FCS third team as a sophomore and first team as a junior & senior)
- ✦ Named Second Team Associated Press All-American in 2015 and 2016
- ✦ Team captain in 2016
- ✦ Started all 11 games at outside linebacker as a redshirt senior
- ✦ Led the NEC in sacks (11.5) and tackles for loss (24.0) in helping the Dukes to a share of the conference title
- ✦ Suffered an injury that led to redshirting his junior year

REGULAR SEASON COMPARISON: DEFENSIVE - LOS ANGELES CHARGERS

DATE	OPP	W/L	GP/GS	TACKLES				SACK	YDS.	INT	TFL	PD	QBH	TD	MISC	
				TOT	SOLO	ASST	FF								FR	
11/21/21	PIT @ LAC	L	P	0	0	0	0.0	0.0	0	0	0	0	0	0	0	0
TOTALS		0/1	1/0	0	0	0	0.0	0.0	0	0	0	0	0	0	0	0

CHRISTIAN KUNTZ'S NFL REGULAR SEASON STATISTICS

DATE	TEAM	GP
2021	Steelers	17
2022	Steelers	17
2023	Steelers	17
2024	Steelers	2
NFL TOTALS		53

CHRISTIAN KUNTZ'S NFL POSTSEASON STATISTICS

DATE	TEAM	GP
2021	Steelers	1
2023	Steelers	1
NFL TOTALS		2

CHRISTIAN KUNTZ'S NFL REGULAR SEASON DEFENSIVE STATISTICS

DATE	TEAM	GP	TACKLES							INTERCEPTIONS					O. FUMB			ST			MISC							
			GS	TK	S	A	TFL	YDS	SK	YDS	QBH	NO	YDS	LG	TD	PD	FF	FR	TD	YDS	TK	S	A	FF	FR	S	A	
2021	Steelers	17	0	0	0	0	0	0	0.0	0.0	0	0	0	0	0	0	0	0	0	0	2	2	0	0	0	0	0	0
2022	Steelers	17	0	0	0	0	0	0	0.0	0.0	0	0	0	0	0	0	0	0	0	0	1	1	0	0	0	0	0	0
2023	Steelers	17	0	0	0	0	0	0	0.0	0.0	0	0	0	0	0	0	0	0	0	0	4	2	2	0	0	0	0	0
2024	Steelers	2	0	0	0	0	0	0	0.0	0.0	0	0	0	0	0	0	0	0	0	0	0	0	0	0	0	0	0	0
NFL TOTALS		53	0	0	0	0	0	0	0.0	0.0	0	0	0	0	0	0	0	0	0	7	5	2	0	0	0	0	0	0

CHRISTIAN KUNTZ'S NFL POSTSEASON DEFENSIVE STATISTICS

DATE	TEAM	GP	TACKLES							INTERCEPTIONS					O. FUMB			ST			MISC								
			GS	TK	S	A	TFL	YDS	SK	YDS	QBH	NO	YDS	LG	TD	PD	FF	FR	TD	YDS	TK	S	A	FF	FR	S	A		
2021	Steelers	1	0	0	0	0	0	0	0.0	0.0	0	0	0	0	0	0	0	0	0	0	0	0	0	0	0	0	0	0	0
2023	Steelers	1	0	0	0	0	0	0	0.0	0.0	0	0	0	0	0	0	0	0	0	0	0	0	0	0	0	0	0	0	0
NFL TOTALS		2	0	0	0	0	0	0	0.0	0.0	0	0	0	0	0	0	0	0	0	0	0	0	0	0	0	0	0	0	0

SINGLE-GAME HIGHS: DEFENSIVE

Special Teams Tackles 2 vs. San Francisco 49ers, Sep 10, 2023
 1 vs. Jacksonville Jaguars, Oct 29, 2023
 ...4 more at 1.

2024 GAME-BY-GAME REGULAR-SEASON STATISTICS (STEELERS)

DATE	OPPONENT	P/S	W/L	SCORE
09/08	at Falcons	P	W	18-10
09/15	at Broncos	P	W	13-6
2024 TOTALS			2-0	

2024 GAME-BY-GAME REGULAR-SEASON STATISTICS (STEELERS)

DATE	OPPONENT	P/S	TACKLES							INTERCEPTIONS					O. FUMB			ST			MISC	W/L	SCORE					
			TK	S	A	SK	YDS	TFL	YDS	QBH	NO	YDS	LG	TD	PD	FF	FR	TD	YDS	TK				S	A	FF	FR	S
09/08	at Falcons	P	0	0	0	0.0	0.0	0	0	0	0	0	0	0	0	0	0	0	0	0	0	0	0	0	0	0	W	18-10
09/15	at Broncos	P	0	0	0	0.0	0.0	0	0	0	0	0	0	0	0	0	0	0	0	0	0	0	0	0	0	0	W	13-6
2024 TOTALS			2-0	0	0	0.0	0.0	0	0	0	0	0	0	0	0	0	0	0	0	0	0	0	0	0	0	0	2-0	

2023 GAME-BY-GAME REGULAR-SEASON STATISTICS (STEELERS)

DATE	OPPONENT	P/S	TACKLES							INTERCEPTIONS					O. FUMB			ST			MISC	W/L	SCORE				
			TK	S	A	SK	YDS	TFL	YDS	QBH	NO	YDS	LG	TD	PD	FF	FR	TD	YDS	TK				S	A	FF	FR
09/10	49ers	P	0	0	0	0.0	0.0	0	0	0	0	0	0	0	0	0	0	0	2	2	0	0	0	0	0	L	7-30
09/18	Browns	P	0	0	0	0.0	0.0	0	0	0	0	0	0	0	0	0	0	0	0	0	0	0	0	0	0	W	26-22
09/24	at Raiders	P	0	0	0	0.0	0.0	0	0	0	0	0	0	0	0	0	0	0	0	0	0	0	0	0	0	W	23-18
10/01	at Texans	P	0	0	0	0.0	0.0	0	0	0	0	0	0	0	0	0	0	0	0	0	0	0	0	0	0	L	6-30
10/08	Ravens	P	0	0	0	0.0	0.0	0	0	0	0	0	0	0	0	0	0	0	1	1	0	0	0	0	0	W	17-10
10/22	at Rams	P	0	0	0	0.0	0.0	0	0	0	0	0	0	0	0	0	0	0	0	0	0	0	0	0	0	W	24-17
10/29	Jaguars	P	0	0	0	0.0	0.0	0	0	0	0	0	0	0	0	0	0	0	1	1	0	0	0	0	0	L	10-20
11/02	Titans	P	0	0	0	0.0	0.0	0	0	0	0	0	0	0	0	0	0	0	0	0	0	0	0	0	0	W	20-16
11/12	Packers	P	0	0	0	0.0	0.0	0	0	0	0	0	0	0	0	0	0	0	0	0	0	0	0	0	0	W	23-19
11/19	at Browns	P	0	0	0	0.0	0.0	0	0	0	0	0	0	0	0	0	0	0	0	0	0	0	0	0	0	L	10-13
11/26	at Bengals	P	0	0	0	0.0	0.0	0	0	0	0	0	0	0	0	0	0	0	0	0	0	0	0	0	0	W	16-10
12/03	Cardinals	P	0	0	0	0.0	0.0	0	0	0	0	0	0	0	0	0	0	0	0	0	0	0	0	0	0	L	10-24
12/07	Patriots	P	0	0	0	0.0	0.0	0	0	0	0	0	0	0	0	0	0	0	0	0	0	0	0	0	0	L	18-21
12/16	at Colts	P	0	0	0	0.0	0.0	0	0	0	0	0	0	0	0	0	0	0	0	0	0	0	0	0	0	L	13-30
12/23	Bengals	P	0	0	0	0.0	0.0	0	0	0	0	0	0	0	0	0	0	0	0	0	0	0	0	0	0	W	34-11
12/31	at Seahawks	P	0	0	0	0.0	0.0	0	0	0	0	0	0	0	0	0	0	0	0	0	0	0	0	0	0	W	30-23
01/06	at Ravens	P	0	0	0	0.0	0.0	0	0	0	0	0	0	0	0	0	0	0	0	0	0	0	0	0	0	W	17-10
2023 TOTALS			17-0	0	0	0.0	0.0	0	0	0	0	0	0	0	0	0	0	0	4	2	2	0	0	0	0	10-7	

2022 GAME-BY-GAME REGULAR-SEASON STATISTICS (STEELERS)

DATE	OPPONENT	P/S	TACKLES							INTERCEPTIONS					O. FUMB			ST				MISC		W/L	SCORE		
			TK	S	A	SK	YDS	TFL	YDS	QBH	NO	YDS	LG	TD	PD	FF	FR	TD	YDS	TK	S	A	FF			FR	S
09/11	at Bengals	P	0	0	0	0.0	0.0	0	0	0	0	0	0	0	0	0	0	0	0	0	0	0	0	0	0	W	23-20+
09/18	Patriots	P	0	0	0	0.0	0.0	0	0	0	0	0	0	0	0	0	0	0	0	0	0	0	0	0	0	L	14-17
09/22	at Browns	P	0	0	0	0.0	0.0	0	0	0	0	0	0	0	0	0	0	0	0	0	0	0	0	0	0	L	17-29
10/02	Jets	P	0	0	0	0.0	0.0	0	0	0	0	0	0	0	0	0	0	0	0	0	0	0	0	0	0	L	20-24
10/09	at Bills	P	0	0	0	0.0	0.0	0	0	0	0	0	0	0	0	0	0	0	0	0	0	0	0	0	0	L	3-38
10/16	Buccaneers	P	0	0	0	0.0	0.0	0	0	0	0	0	0	0	0	0	0	0	0	0	0	0	0	0	0	W	20-18
10/23	at Dolphins	P	0	0	0	0.0	0.0	0	0	0	0	0	0	0	0	0	0	0	0	0	0	0	0	0	0	L	10-16
10/30	at Eagles	P	0	0	0	0.0	0.0	0	0	0	0	0	0	0	0	0	0	0	0	0	0	0	0	0	0	L	13-35
11/13	Saints	P	0	0	0	0.0	0.0	0	0	0	0	0	0	0	0	0	0	0	0	0	0	0	0	0	0	W	20-10
11/20	Bengals	P	0	0	0	0.0	0.0	0	0	0	0	0	0	0	0	0	0	0	0	0	0	0	0	0	0	L	30-37
11/28	at Colts	P	0	0	0	0.0	0.0	0	0	0	0	0	0	0	0	0	0	0	0	0	0	0	0	0	0	W	24-17
12/04	at Falcons	P	0	0	0	0.0	0.0	0	0	0	0	0	0	0	0	0	0	0	0	0	0	0	0	0	0	W	19-16
12/11	Ravens	P	0	0	0	0.0	0.0	0	0	0	0	0	0	0	0	0	0	0	0	0	0	0	0	0	0	L	14-16
12/18	at Panthers	P	0	0	0	0.0	0.0	0	0	0	0	0	0	0	0	0	0	0	0	0	0	0	0	0	0	W	24-16
12/24	Raiders	P	0	0	0	0.0	0.0	0	0	0	0	0	0	0	0	0	0	0	0	0	0	0	0	0	0	W	13-10
01/01	at Ravens	P	0	0	0	0.0	0.0	0	0	0	0	0	0	0	0	0	0	0	0	0	0	0	0	0	0	W	16-13
01/08	Browns	P	0	0	0	0.0	0.0	0	0	0	0	0	0	0	0	0	0	0	0	0	0	0	0	0	0	W	28-14
2022 TOTALS		17-0	0	0	0	0.0	0.0	0	0	0	0	0	0	0	0	0	0	0	0	0	0	0	0	0	0	9-8	

+ - Overtime

2021 GAME-BY-GAME REGULAR-SEASON STATISTICS (STEELERS)

DATE	OPPONENT	P/S	TACKLES							INTERCEPTIONS					O. FUMB			ST				MISC		W/L	SCORE		
			TK	S	A	SK	YDS	TFL	YDS	QBH	NO	YDS	LG	TD	PD	FF	FR	TD	YDS	TK	S	A	FF			FR	S
09/12	at Bills	P	0	0	0	0.0	0.0	0	0	0	0	0	0	0	0	0	0	0	0	0	0	0	0	0	0	W	23-16
09/19	Raiders	P	0	0	0	0.0	0.0	0	0	0	0	0	0	0	0	0	0	0	0	0	0	0	0	0	0	L	17-26
09/26	Bengals	P	0	0	0	0.0	0.0	0	0	0	0	0	0	0	0	0	0	0	0	0	0	0	0	0	0	L	10-24
10/03	at Packers	P	0	0	0	0.0	0.0	0	0	0	0	0	0	0	0	0	0	0	0	0	0	0	0	0	0	L	17-27
10/10	Broncos	P	0	0	0	0.0	0.0	0	0	0	0	0	0	0	0	0	0	0	0	0	0	0	0	0	0	W	27-19
10/17	Seahawks	P	0	0	0	0.0	0.0	0	0	0	0	0	0	0	0	0	0	0	0	0	0	0	0	0	0	W	23-20+
10/31	at Browns	P	0	0	0	0.0	0.0	0	0	0	0	0	0	0	0	0	0	0	0	0	0	0	0	0	0	W	15-10
11/08	Bears	P	0	0	0	0.0	0.0	0	0	0	0	0	0	0	0	0	0	0	0	0	0	0	0	0	0	W	29-27
11/14	Lions	P	0	0	0	0.0	0.0	0	0	0	0	0	0	0	0	0	0	0	0	0	0	0	0	0	0	T	16-16
11/21	at Chargers	P	0	0	0	0.0	0.0	0	0	0	0	0	0	0	0	0	0	0	0	0	0	0	0	0	0	L	37-41
11/28	at Bengals	P	0	0	0	0.0	0.0	0	0	0	0	0	0	0	0	0	0	0	0	0	0	0	0	0	0	L	10-41
12/05	Ravens	P	0	0	0	0.0	0.0	0	0	0	0	0	0	0	0	0	0	0	0	0	0	0	0	0	0	W	20-19
12/09	at Vikings	P	0	0	0	0.0	0.0	0	0	0	0	0	0	0	0	0	0	0	0	0	0	0	0	0	0	L	28-36
12/19	Titans	P	0	0	0	0.0	0.0	0	0	0	0	0	0	0	0	0	0	0	0	0	0	0	0	0	0	W	19-13
12/26	at Chiefs	P	0	0	0	0.0	0.0	0	0	0	0	0	0	0	0	0	0	0	0	0	0	0	0	0	0	L	10-36
01/03	Browns	P	0	0	0	0.0	0.0	0	0	0	0	0	0	0	0	0	0	0	0	0	0	0	0	0	0	W	26-14
01/09	at Ravens	P	0	0	0	0.0	0.0	0	0	0	0	0	0	0	0	0	0	0	0	0	0	0	0	0	0	W	16-13+
2021 TOTALS		17-0	0	0	0	0.0	0.0	0	0	0	0	0	0	0	0	0	0	0	0	0	0	0	0	0	0	9-7-1	

+ - Overtime

2023 GAME-BY-GAME POSTSEASON STATISTICS (STEELERS)

DATE	OPPONENT	P/S	TACKLES							INTERCEPTIONS					O. FUMB			ST				MISC		W/L	SCORE		
			TK	S	A	SK	YDS	TFL	YDS	QBH	NO	YDS	LG	TD	PD	FF	FR	TD	YDS	TK	S	A	FF			FR	S
01/15	at Bills	P	0	0	0	0.0	0.0	0	0	0	0	0	0	0	0	0	0	0	0	0	0	0	0	0	0	L	17-31
2023 TOTALS		1-0	0	0	0	0.0	0.0	0	0	0	0	0	0	0	0	0	0	0	0	0	0	0	0	0	0	0-1	

2021 GAME-BY-GAME POSTSEASON STATISTICS (STEELERS)

DATE	OPPONENT	P/S	TACKLES							INTERCEPTIONS					O. FUMB			ST				MISC		W/L	SCORE		
			TK	S	A	SK	YDS	TFL	YDS	QBH	NO	YDS	LG	TD	PD	FF	FR	TD	YDS	TK	S	A	FF			FR	S
01/16	at Chiefs	P	0	0	0	0.0	0.0	0	0	0	0	0	0	0	0	0	0	0	0	0	0	0	0	0	0	L	21-42
2021 TOTALS		1-0	0	0	0	0.0	0.0	0	0	0	0	0	0	0	0	0	0	0	0	0	0	0	0	0	0	0-1	



DEMARVIN ^{DE}LEAL

HEIGHT: 6-4
WEIGHT: 290
COLLEGE: Texas A&M
BORN: July 1, 2000

HOW ACQUIRED: 03'22
NFL EXPERIENCE: 3rd year
BIRTHPLACE: San Antonio, TX



PRO CAREER

- ✦ Has played in 23 regular-season games (six starts) in his two-year NFL career (Pittsburgh 2022-23)
- ✦ Has registered 29 tackles (18 solo), four passes defended, three tackles for loss, two quarterback hits and 1.0 sack
- ✦ Made NFL debut in Week 1 of 2022 (at Cincinnati)
- ✦ Made NFL starting debut in Week 5 of 2022 (at Buffalo)

2023 (STEELERS)

- ✦ Played in 12 regular-season games (four starts)
- ✦ Registered 15 tackles (five solo), one pass defended, two quarterback hits, two tackles for loss and 1.0 sack
- ✦ Had a season-high three tackles in Week 1 vs. San Francisco and Week 2 vs. Cleveland
- ✦ Recorded 1.0 sack in Week 2 vs. Cleveland
- ✦ Registered quarterback hits and tackles for loss in Week 1 vs. San Francisco and Week 2 vs. Cleveland

2022 (STEELERS)

- ✦ Played in 11 regular-season games (two starts)
- ✦ Registered 14 tackles (eight solo), three passes defended and one tackle for loss
- ✦ Had a season-high four tackles along with one tackle for loss in Week 4 vs. New York Jets
- ✦ Blocked a field goal in Week 5 at Buffalo
- ✦ Missed Weeks 6 through 12 after being placed on the Reserve/Injured List

TRANSACTIONS

- ✦ Signed a four-year contract with Pittsburgh on May 20, 2022
- ✦ Drafted by the Steelers in the third round (84th overall) of the 2022 NFL Draft

PERSONAL

- ✦ Was coached by Sean McAuliffe at Judson High School
- ✦ Was an Army All-American
- ✦ Named to Dave Campbell's Texas Football Tops in Texas First Team
- ✦ As a junior, was named to AP All-State Second Team
- ✦ Tallied 83 tackles, 16 tackles for loss, 13 quarterback hits, six sacks, six pass breakups, four forced fumbles, two fumble recoveries and a blocked punt in 2018
- ✦ Hometown: San Antonio, Texas

COLLEGE

- ✦ Played in 35 games at Texas A&M
- ✦ Tallied 133 tackles (59 solo), 25.0 tackles for loss, 13.0 sacks, one interception, six passes defended, two forced fumbles and one fumble recovery
- ✦ Recorded a season-high seven tackles at Ole Miss
- ✦ Recorded a season-high two sacks vs Mississippi St.
- ✦ Started 12 games (2021)
- ✦ Finished the season tied for fifth in the SEC with 8.5 sacks and tied for ninth with 12.5 tackles for loss, leading the Aggies in both categories
- ✦ Started all 10 games (2020)
- ✦ Led the defense in hurries with eight and ranked fifth in tackles with 37
- ✦ Played in all 13 games, making seven starts (2019)
- ✦ Was second on the team with five QB hurries
- ✦ 2021 Ted Hendricks Award Finalist
- ✦ 2021 AP All-America First Team
- ✦ 2021 Sporting News All-America First Team
- ✦ 2021 AP and Coaches' All-SEC First Team
- ✦ 2021 FWAA All-America Second Team
- ✦ 2021 Walter Camp All-America Second Team
- ✦ 2021 The Athletic All-America Second Team

DEMARVIN LEAL'S NFL REGULAR SEASON DEFENSIVE STATISTICS

DATE	TEAM	GP	GS	TK	S	TACKLES					INTERCEPTIONS					O. FUMB				ST				MISC							
						A	TFL	YDS	SK	YDS	QBH	NO	YDS	LC	TD	PD	FF	FR	TD	YDS	TK	S	A	FF	FR	S	A				
2022	Steelers	11	2	14	8	6	1	0	0.0	0.0	0	0	0	0	0	3	0	0	0	0	0	0	0	0	0	0	0	0	0	0	0
2023	Steelers	12	4	15	10	5	2	2	1.0	2.0	2	0	0	0	1	0	0	0	0	0	0	0	0	0	0	0	0	0	0	0	0
2024	Steelers	2	0	1	0	1	0	0	0.0	0.0	0	0	0	0	0	0	0	0	0	0	0	0	0	1	1	0	0	0	0	0	0
NFL TOTALS		25	6	30	18	12	3	2	1.0	2.0	2	0	0	0	0	4	0	0	0	0	0	0	0	1	1	0	0	0	0	0	0

DEMARVIN LEAL'S NFL POSTSEASON DEFENSIVE STATISTICS

DATE	TEAM	GP	GS	TACKLES							INTERCEPTIONS					O. FUMB				ST				MISC		
				TK	S	A	SK	YDS	TFL	YDS	QBH	NO	YDS	LG	TD	PD	FF	FR	TD	YDS	TK	S	A	FF	FR	S
2023	Steelers	0	0	0	0	0	0	0	0.0	0.0	0	0	0	0	0	0	0	0	0	0	0	0	0	0	0	0
NFL TOTALS		0	0	0	0	0	0	0	0.0	0.0	0	0	0	0	0	0	0	0	0	0	0	0	0	0	0	

SINGLE-GAME HIGHS: DEFENSIVE

Total Tackles 4 vs. New York Jets, Oct 02, 2022
 3 vs. Cleveland Browns, Sep 18, 2023
 ...2 more at 3.
 Solo Tackles 2 at Houston Texans, Oct 01, 2023
 2 at Las Vegas Raiders, Sep 24, 2023
 ...4 more at 2.

Passes Defensed 2 at Buffalo Bills, Oct 09, 2022
 1 vs. New England Patriots, Sep 18, 2022
 Tackles For Loss 1 vs. San Francisco 49ers, Sep 10, 2023
 1 vs. New York Jets, Oct 02, 2022

2024 GAME-BY-GAME REGULAR-SEASON STATISTICS (STEELERS)

DATE	OPPONENT	P/S	TACKLES							INTERCEPTIONS					O. FUMB				ST				MISC				
			TK	S	A	SK	YDS	TFL	YDS	QBH	NO	YDS	LG	TD	PD	FF	FR	TD	YDS	TK	S	A	FF	FR	S	A	
09/08	at Falcons	P	0	0	0	0.0	0.0	0	0	0	0	0	0	0	0	0	0	0	1	1	0	0	0	0	0	W	18-10
09/15	at Broncos	P	1	0	1	0.0	0.0	0	0	0	0	0	0	0	0	0	0	0	0	0	0	0	0	0	0	W	13-6
2024 TOTALS		2-0	1	0	1	0.0	0.0	0	0	0	0	0	0	0	0	0	0	1	1	0	0	0	0	0	0	2-0	

2023 GAME-BY-GAME REGULAR-SEASON STATISTICS (STEELERS)

DATE	OPPONENT	P/S	TACKLES							INTERCEPTIONS					O. FUMB				ST				MISC				
			TK	S	A	SK	YDS	TFL	YDS	QBH	NO	YDS	LG	TD	PD	FF	FR	TD	YDS	TK	S	A	FF	FR	S	A	
09/10	49ers	P	3	2	1	0.0	0.0	1	0	1	0	0	0	0	0	0	0	0	0	0	0	0	0	0	0	L	7-30
09/18	Browns	S	3	2	1	1.0	2.0	1	2	1	0	0	0	0	0	0	0	0	0	0	0	0	0	0	0	W	26-22
09/24	at Raiders	S	2	2	0	0.0	0.0	0	0	0	0	0	0	0	0	0	0	0	0	0	0	0	0	0	0	W	23-18
10/01	at Texans	S	2	2	0	0.0	0.0	0	0	0	0	0	0	1	0	0	0	0	0	0	0	0	0	0	0	L	6-30
10/08	Ravens		ON INACTIVE LIST																				W	17-10			
10/22	at Rams	P	2	0	2	0.0	0.0	0	0	0	0	0	0	0	0	0	0	0	0	0	0	0	0	0	0	W	24-17
10/29	Jaguars	S	1	1	0	0.0	0.0	0	0	0	0	0	0	0	0	0	0	0	0	0	0	0	0	0	0	L	10-20
11/02	Titans	P	2	1	1	0.0	0.0	0	0	0	0	0	0	0	0	0	0	0	0	0	0	0	0	0	0	W	20-16
11/12	Packers	P	0	0	0	0.0	0.0	0	0	0	0	0	0	0	0	0	0	0	0	0	0	0	0	0	0	W	23-19
11/19	at Browns	P	0	0	0	0.0	0.0	0	0	0	0	0	0	0	0	0	0	0	0	0	0	0	0	0	0	L	10-13
11/26	at Bengals	P	0	0	0	0.0	0.0	0	0	0	0	0	0	0	0	0	0	0	0	0	0	0	0	0	0	W	16-10
12/03	Cardinals	P	0	0	0	0.0	0.0	0	0	0	0	0	0	0	0	0	0	0	0	0	0	0	0	0	0	L	10-24
12/07	Patriots		INACTIVE																				L	18-21			
12/16	at Colts	P	0	0	0	0.0	0.0	0	0	0	0	0	0	0	0	0	0	0	0	0	0	0	0	0	0	L	13-30
12/23	Bengals		ON INACTIVE LIST																				W	34-11			
12/31	at Seahawks		ON INACTIVE LIST																				W	30-23			
01/06	at Ravens		ON INACTIVE LIST																				W	17-10			
2023 TOTALS		12-4	15	10	5	1.0	2.0	2	2	2	0	0	0	0	1	0	0	0	0	0	0	0	0	0	0	10-7	

2022 GAME-BY-GAME REGULAR-SEASON STATISTICS (STEELERS)

DATE	OPPONENT	P/S	TACKLES							INTERCEPTIONS					O. FUMB				ST				MISC				
			TK	S	A	SK	YDS	TFL	YDS	QBH	NO	YDS	LG	TD	PD	FF	FR	TD	YDS	TK	S	A	FF	FR	S	A	
09/11	at Bengals	P	1	0	1	0.0	0.0	0	0	0	0	0	0	0	0	0	0	0	0	0	0	0	0	0	0	W	23-20+
09/18	Patriots	P	2	1	1	0.0	0.0	0	0	0	0	0	0	1	0	0	0	0	0	0	0	0	0	0	0	L	14-17
09/22	at Browns	P	1	1	0	0.0	0.0	0	0	0	0	0	0	0	0	0	0	0	0	0	0	0	0	0	0	L	17-29
10/02	Jets	P	4	2	2	0.0	0.0	1	0	0	0	0	0	0	0	0	0	0	0	0	0	0	0	0	0	L	20-24
10/09	at Bills	S	1	1	0	0.0	0.0	0	0	0	0	0	0	2	0	0	0	0	0	0	0	0	0	0	0	L	3-38
10/16	Buccaneers		INJURED RESERVE																				W	20-18			
10/23	at Dolphins		INJURED RESERVE																				L	10-16			
10/30	at Eagles		INJURED RESERVE																				L	13-35			
11/13	Saints		INJURED RESERVE																				W	20-10			
11/20	Bengals		INJURED RESERVE																				L	30-37			
11/28	at Colts		INJURED RESERVE																				W	24-17			
12/04	at Falcons	P	0	0	0	0.0	0.0	0	0	0	0	0	0	0	0	0	0	0	0	0	0	0	0	0	0	W	19-16
12/11	Ravens	P	0	0	0	0.0	0.0	0	0	0	0	0	0	0	0	0	0	0	0	0	0	0	0	0	0	L	14-16
12/18	at Panthers	P	0	0	0	0.0	0.0	0	0	0	0	0	0	0	0	0	0	0	0	0	0	0	0	0	0	W	24-16
12/24	Raiders	P	0	0	0	0.0	0.0	0	0	0	0	0	0	0	0	0	0	0	0	0	0	0	0	0	0	W	13-10
01/01	at Ravens	S	3	2	1	0.0	0.0	0	0	0	0	0	0	0	0	0	0	0	0	0	0	0	0	0	0	W	16-13
01/08	Browns	P	2	1	1	0.0	0.0	0	0	0	0	0	0	0	0	0	0	0	0	0	0	0	0	0	0	W	28-14
2022 TOTALS		11-2	14	8	6	0.0	0.0	1	0	0	0	0	0	3	0	0	0	0	0	0	0	0	0	0	0	9-8	

+ Overtime

2023 GAME-BY-GAME POSTSEASON STATISTICS (STEELERS)

DATE	OPPONENT	P/S	TACKLES							INTERCEPTIONS					O. FUMB				ST				MISC			
			TK	S	A	SK	YDS	TFL	YDS	QBH	NO	YDS	LG	TD	PD	FF	FR	TD	YDS	TK	S	A	FF	FR	S	A
01/15	at Bills		INACTIVE																				L	17-31		
2023 TOTALS			0	0	0	0.0	0.0	0	0	0	0	0	0	0	0	0	0	0	0	0	0	0	0	0	0	0-1



ISAIAHH OT
LOUDERMILK

HEIGHT: 6-7
WEIGHT: 293
COLLEGE: Wisconsin
BORN: October 10, 1997

HOW ACQUIRED: 05'21
NFL EXPERIENCE: 4th year
BIRTHPLACE: Howard, KS



PRO CAREER

- ✦ Has played in 42 regular-season games (five starts) in three-year NFL career (Pittsburgh 2021-23)
- ✦ Has registered 46 tackles (28 solo), 1.0 sack, five passes defended, one quarterback hit, one tackle for loss and 1.0 sack
- ✦ Made NFL debut in Week 2 of 2021 (vs. Las Vegas)
- ✦ Made NFL starting debut in Week 16 of 2021 (at Kansas City)

2023 (STEELERS)

- ✦ Played in 16 regular-season games (no starts)
- ✦ Recorded 16 tackles (eight solo) two passes defended and one quarterback hit
- ✦ Registered a season-high three tackles (two solo) in Week 13 vs. Arizona

2022 (STEELERS)

- ✦ Played in 11 regular-season games (three starts)
- ✦ Recorded seven tackles (four solo)
- ✦ Blocked a field goal in Week 12 at Indianapolis
- ✦ Had his first tackle for loss in Week 15 at Carolina

2021 (STEELERS)

- ✦ Played in 15 regular-season games (two starts)
- ✦ Recorded 23 tackles (16 solo), three passes defended and 1.0 sack
- ✦ Registered his first NFL sack taking down Baker Mayfield in Week 8 at Cleveland
- ✦ Registered a career-high six tackles at Kansas City in Week 15

TRANSACTIONS

- ✦ Signed a four-year contract with Pittsburgh on May 15, 2021
- ✦ Drafted by the Steelers in the fifth round (156th overall) in the 2021 NFL Draft

COLLEGE

- ✦ Played in 40 games (26 starts) at defensive end for Wisconsin (2016-20)
- ✦ Recorded 63 tackles, 11.5 tackles for loss, 7.5 sacks, two forced fumbles and nine pass breakups
- ✦ Graduated in December 2019 with bachelor's degree in personal finance
- ✦ Named All-Big Ten third team (media) and All-Big Ten honorable mention (coaches) in 2020
- ✦ Selected to participate in the 2021 East-West Shrine Bowl
- ✦ Played in all six games (six starts) at defensive end in 2020; recorded 13 tackles, nine solo stops, 2.5 tackles for loss and 2.0 sacks
- ✦ Started 14 games at defensive end in 2019; recorded 24 tackles, including 5.0 tackles for loss and 3.0 sacks, forced two fumbles and batted down five passes
- ✦ Set a career high with five tackles vs. Ohio State in 2019 Big Ten Football Championship Game, also recording 1.0 sack and forcing a fumble

PERSONAL

- ✦ Three-star prospect by 247 Sports, ESPN and Rivals
- ✦ First-team all-state in 8-man football by Kansas Football Coaches Association and Wichita Eagle as a senior; recorded 97 tackles, 2.0 sacks and two interceptions along with five TD receptions
- ✦ Helped 10-1 West Elk earn its first-ever playoff win as a senior
- ✦ First-team All-South Central Border League as a sophomore, junior and senior
- ✦ Three-time all-district and all-area selection
- ✦ Finished career with 267 tackles, 22.0 sacks and three interceptions on defense and registered eight TD receptions on offense
- ✦ Two-year team MVP
- ✦ First-team all-state in basketball by Kansas Basketball Coaches Association as a junior, averaging 19.2 points, 14.7 rebounds and 5.5 blocks per game
- ✦ Three-time All-SCBL in basketball
- ✦ Also competed in baseball and track and field, winning conference title in shot put as a junior
- ✦ Parents are Stacy Howell and Cartezze Loudermilk
- ✦ Father played basketball at Independence Community College and Creighton.

ISAIAHH LOUDERMILK'S NFL REGULAR SEASON DEFENSIVE STATISTICS

DATE	TEAM	GP	GS	TACKLES							INTERCEPTIONS					O. FUMB			ST			MISC				
				TK	S	A	TFL	YDS	SK	YDS	QBH	NO	YDS	LG	TD	PD	FF	FR	TD	YDS	TK	S	A	FF	FR	S
2021	Steelers	15	2	23	16	7	0	0	1.0	0.0	0	0	0	0	3	0	0	0	0	0	0	0	0	0	0	0
2022	Steelers	11	3	7	4	3	1	1	0.0	0.0	0	0	0	0	0	0	0	0	0	0	0	0	0	0	0	
2023	Steelers	16	0	16	8	8	0	0	0.0	0.0	1	0	0	0	2	0	0	0	0	0	0	0	0	0	0	
2024	Steelers	2	0	2	2	0	0	0	0.0	0.0	0	0	0	0	1	0	0	0	0	0	0	0	0	0	0	
NFL TOTALS		44	5	48	30	18	1	1	1.0	0.0	1	0	0	0	6	0	0	0	0	0	0	0	0	0	0	

ISAIAHH LOUDERMILK'S NFL POSTSEASON DEFENSIVE STATISTICS

DATE	TEAM	GP	GS	TACKLES							INTERCEPTIONS					O. FUMB			ST			MISC			
				TK	S	A	TFL	YDS	SK	YDS	QBH	NO	YDS	LG	TD	PD	FF	FR	TD	YDS	TK	S	A	FF	FR
2021	Steelers	1	0	3	1	2	0	0	0.0	0.0	0	0	0	0	0	0	0	0	0	0	0	0	0	0	0
2023	Steelers	1	0	0	0	0	0	0	0.0	0.0	0	0	0	0	0	0	0	0	0	0	0	0	0	0	0
NFL TOTALS		2	0	3	1	2	0	0	0.0	0.0	0	0	0	0	0	0	0	0	0	0	0	0	0	0	0

SINGLE-GAME HIGHS: DEFENSIVE

Total Tackles 6 at Kansas City Chiefs, Dec 26, 2021 Passes Defended 2 vs. San Francisco 49ers, Sep 10, 2023
 4 vs. Tennessee Titans, Dec 19, 2021 1 at Denver Broncos, Sep 15, 2024
 Solo Tackles 4 vs. Tennessee Titans, Dec 19, 2021 ...3 more at 1.
 3 at Kansas City Chiefs, Dec 26, 2021 Tackles For Loss 1 at Carolina Panthers, Dec 18, 2022
 Sacks 1.0 at Cleveland Browns, Oct 31, 2021

SINGLE-GAME HIGHS - POSTSEASON: DEFENSIVE

Total Tackles 3 at Kansas City Chiefs, Jan 16, 2022 Solo Tackles 1 at Kansas City Chiefs, Jan 16, 2022

2024 GAME-BY-GAME REGULAR-SEASON STATISTICS (STEELERS)

DATE	OPPONENT	P/S	TACKLES							INTERCEPTIONS					O. FUMB			ST			MISC						
			TK	S	A	SK	YDS	TFL	YDS	QBH	NO	YDS	LG	TD	PD	FF	FR	TD	YDS	TK	S	A	FF	FR	S	A	
09/08	at Falcons	P	0	0	0	0.0	0.0	0	0	0	0	0	0	0	0	0	0	0	0	0	0	0	0	0	0	W	18-10
09/15	at Broncos	P	2	2	0	0.0	0.0	0	0	0	0	0	0	1	0	0	0	0	0	0	0	0	0	0	0	W	13-6
2024 TOTALS		2-0	2	2	0	0.0	0.0	0	0	0	0	0	0	1	0	0	0	0	0	0	0	0	0	0	0	2-0	

2023 GAME-BY-GAME REGULAR-SEASON STATISTICS (STEELERS)

DATE	OPPONENT	P/S	TACKLES							INTERCEPTIONS					O. FUMB			ST			MISC						
			TK	S	A	SK	YDS	TFL	YDS	QBH	NO	YDS	LG	TD	PD	FF	FR	TD	YDS	TK	S	A	FF	FR	S	A	
09/10	49ers	P	1	0	1	0.0	0.0	0	0	0	0	0	0	0	0	0	0	0	0	0	0	0	0	0	0	L	7-30
09/18	Browns	P	0	0	0	0.0	0.0	0	0	0	0	0	0	0	0	0	0	0	0	0	0	0	0	0	0	W	26-22
09/24	at Raiders	P	0	0	0	0.0	0.0	0	0	0	0	0	0	0	0	0	0	0	0	0	0	0	0	0	0	W	23-18
10/01	at Texans	P	1	1	0	0.0	0.0	0	0	0	0	0	0	0	0	0	0	0	0	0	0	0	0	0	0	L	6-30
10/08	Ravens	P	2	0	2	0.0	0.0	0	0	0	0	0	0	0	0	0	0	0	0	0	0	0	0	0	0	W	17-10
10/22	at Rams	P	0	0	0	0.0	0.0	0	0	0	0	0	0	0	0	0	0	0	0	0	0	0	0	0	0	W	24-17
10/29	Jaguars	P	2	1	1	0.0	0.0	0	0	0	0	0	0	0	0	0	0	0	0	0	0	0	0	0	0	L	10-20
11/02	Titans	P	2	0	2	0.0	0.0	0	0	0	0	0	0	0	0	0	0	0	0	0	0	0	0	0	0	W	20-16
11/12	Packers	P	2	2	0	0.0	0.0	0	0	0	0	0	0	0	0	0	0	0	0	0	0	0	0	0	0	W	23-19
11/19	at Browns	P	1	0	1	0.0	0.0	0	0	0	0	0	0	0	0	0	0	0	0	0	0	0	0	0	0	L	10-13
11/26	at Bengals	P	0	0	0	0.0	0.0	0	0	0	0	0	0	0	0	0	0	0	0	0	0	0	0	0	0	W	16-10
12/03	Cardinals	P	3	2	1	0.0	0.0	0	0	0	0	0	0	0	0	0	0	0	0	0	0	0	0	0	0	L	10-24
12/07	Patriots	P	0	0	0	0.0	0.0	0	0	0	0	0	0	0	0	0	0	0	0	0	0	0	0	0	0	L	18-21
12/16	at Colts																									L	13-30
12/23	Bengals	P	0	0	0	0.0	0.0	0	0	1	0	0	0	0	0	0	0	0	0	0	0	0	0	0	0	W	34-11
12/31	at Seahawks	P	1	1	0	0.0	0.0	0	0	0	0	0	0	0	0	0	0	0	0	0	0	0	0	0	0	W	30-23
01/06	at Ravens	P	1	1	0	0.0	0.0	0	0	0	0	0	0	0	0	0	0	0	0	0	0	0	0	0	0	W	17-10
2023 TOTALS		16-0	16	8	8	0.0	0.0	0	0	1	0	0	0	2	0	0	0	0	0	0	0	0	0	0	0	10-7	

2022 GAME-BY-GAME REGULAR-SEASON STATISTICS (STEELERS)

DATE	OPPONENT	P/S	TACKLES							INTERCEPTIONS					O. FUMB			ST			MISC						
			TK	S	A	SK	YDS	TFL	YDS	QBH	NO	YDS	LG	TD	PD	FF	FR	TD	YDS	TK	S	A	FF	FR	S	A	
09/11	at Bengals																									W	23-20+
09/18	Patriots																									L	14-17
09/22	at Browns																									L	17-29
10/02	Jets																									L	20-24
10/09	at Bills																									L	3-38
10/16	Buccaneers	S	2	1	1	0.0	0.0	0	0	0	0	0	0	0	0	0	0	0	0	0	0	0	0	0	0	W	20-18
10/23	at Dolphins	S	0	0	0	0.0	0.0	0	0	0	0	0	0	0	0	0	0	0	0	0	0	0	0	0	0	L	10-16
10/30	at Eagles	S	3	1	2	0.0	0.0	0	0	0	0	0	0	0	0	0	0	0	0	0	0	0	0	0	0	L	13-35
11/13	Saints	P	0	0	0	0.0	0.0	0	0	0	0	0	0	0	0	0	0	0	0	0	0	0	0	0	0	W	20-10
11/20	Bengals	P	0	0	0	0.0	0.0	0	0	0	0	0	0	0	0	0	0	0	0	0	0	0	0	0	0	L	30-37
11/28	at Colts	P	0	0	0	0.0	0.0	0	0	0	0	0	0	0	0	0	0	0	0	0	0	0	0	0	0	W	24-17
12/04	at Falcons																									W	19-16
12/11	Ravens	P	0	0	0	0.0	0.0	0	0	0	0	0	0	0	0	0	0	0	0	0	0	0	0	0	0	L	14-16
12/18	at Panthers	P	1	1	0	0.0	0.0	1	1	0	0	0	0	0	0	0	0	0	0	0	0	0	0	0	0	W	24-16
12/24	Raiders	P	0	0	0	0.0	0.0	0	0	0	0	0	0	0	0	0	0	0	0	0	0	0	0	0	0	W	13-10
01/01	at Ravens	P	0	0	0	0.0	0.0	0	0	0	0	0	0	0	0	0	0	0	0	0	0	0	0	0	0	W	16-13
01/08	Browns	P	1	1	0	0.0	0.0	0	0	0	0	0	0	0	0	0	0	0	0	0	0	0	0	0	0	W	28-14
2022 TOTALS		11-3	7	4	3	0.0	0.0	1	1	0	0	0	0	0	0	0	0	0	0	0	0	0	0	0	0	9-8	

+ - Overtime

2021 GAME-BY-GAME REGULAR-SEASON STATISTICS (STEELERS)

DATE	OPPONENT	P/S	TACKLES							INTERCEPTIONS					O. FUMB			ST				MISC		W/L	SCORE												
			TK	S	A	SK	YDS	TFL	YDS	QBH	NO	YDS	LG	TD	PD	FF	FR	TD	YDS	TK	S	A	FF			FR	S	A									
09/12	at Bills	P	1	0	1	0.0	0.0	0	0	0	ON INACTIVE LIST											0	0	0	0	0	0	0	0	0	0	0	0	0	0	W	23-16
09/19	Raiders	P	1	1	0	0.0	0.0	0	0	0	0	0	0	0	0	0	0	0	0	0	0	0	0	0	0	0	0	0	0	0	0	L	17-26				
09/26	Bengals	P	0	0	0	0.0	0.0	0	0	0	0	0	0	0	0	0	0	0	0	0	0	0	0	0	0	0	0	0	0	0	L	10-24					
10/03	at Packers	P	0	0	0	0.0	0.0	0	0	0	0	0	0	0	0	1	0	0	0	0	0	0	0	0	0	0	0	0	0	0	L	17-27					
10/10	Broncos	P	0	0	0	0.0	0.0	0	0	0	0	0	0	0	0	0	0	0	0	0	0	0	0	0	0	0	0	0	0	0	W	27-19					
10/17	Seahawks	P	1	1	0	0.0	0.0	0	0	0	0	0	0	0	0	0	0	0	0	0	0	0	0	0	0	0	0	0	0	0	W	23-20+					
10/31	at Browns	P	2	2	0	1.0	0.0	0	0	0	0	0	0	0	0	0	0	0	0	0	0	0	0	0	0	0	0	0	0	0	W	15-10					
11/08	Bears	P	0	0	0	0.0	0.0	0	0	0	0	0	0	0	0	0	0	0	0	0	0	0	0	0	0	0	0	0	0	0	W	29-27					
11/14	Lions	P	2	2	0	0.0	0.0	0	0	0	0	0	0	0	0	0	0	0	0	0	0	0	0	0	0	0	0	0	0	0	T	16-16					
11/21	at Chargers		ON INACTIVE LIST																							L	37-41										
11/28	at Bengals	P	1	0	1	0.0	0.0	0	0	0	0	0	0	0	1	0	0	0	0	0	0	0	0	0	0	0	0	0	0	0	L	10-41					
12/05	Ravens	P	1	1	0	0.0	0.0	0	0	0	0	0	0	0	0	0	0	0	0	0	0	0	0	0	0	0	0	0	0	0	W	20-19					
12/09	at Vikings	P	2	1	1	0.0	0.0	0	0	0	0	0	0	0	0	0	0	0	0	0	0	0	0	0	0	0	0	0	0	0	L	28-36					
12/19	Titans	P	4	4	0	0.0	0.0	0	0	0	0	0	0	0	0	0	0	0	0	0	0	0	0	0	0	0	0	0	0	0	W	19-13					
12/26	at Chiefs	S	6	3	3	0.0	0.0	0	0	0	0	0	0	0	0	0	0	0	0	0	0	0	0	0	0	0	0	0	0	0	L	10-36					
01/03	Browns	S	1	0	1	0.0	0.0	0	0	0	0	0	0	0	1	0	0	0	0	0	0	0	0	0	0	0	0	0	0	0	W	26-14					
01/09	at Ravens	P	1	1	0	0.0	0.0	0	0	0	0	0	0	0	0	0	0	0	0	0	0	0	0	0	0	0	0	0	0	0	W	16-13+					
2021 TOTALS		15-2	23	16	7	1.0	0.0	0	0	0	0	0	0	0	3	0	0	0	0	0	0	0	0	0	0	0	0	0	0	0	9-7-1						

+ - Overtime

2023 GAME-BY-GAME POSTSEASON STATISTICS (STEELERS)

DATE	OPPONENT	P/S	TACKLES							INTERCEPTIONS					O. FUMB			ST				MISC		W/L	SCORE							
			TK	S	A	SK	YDS	TFL	YDS	QBH	NO	YDS	LG	TD	PD	FF	FR	TD	YDS	TK	S	A	FF			FR	S	A				
01/15	at Bills	P	0	0	0	0.0	0.0	0	0	0	0	0	0	0	0	0	0	0	0	0	0	0	0	0	0	0	0	0	0	0	L	17-31
2023 TOTALS		1-0	0	0	0	0.0	0.0	0	0	0	0	0	0	0	0	0	0	0	0	0	0	0	0	0	0	0	0	0	0	0-1		



DEAN^{DL}
LOWRY

HEIGHT: 6-6
WEIGHT: 296
COLLEGE: Northwestern
BORN: June 9, 1994

HOW ACQUIRED: FA '24
NFL EXPERIENCE: 8th year
BIRTHPLACE: Rockford, IL



PRO CAREER

- ✦ Has played in 120 regular-season games (84 starts) in his eight-year NFL career (Green Bay 2016-22; Minnesota 2023)
- ✦ Has registered 266 tackles (143 solo), 32 quarterback hits, 23 tackles for loss, 15.5 sacks, 17 passes defended, one interception, one forced fumble and five fumble recoveries
- ✦ Missed only three regular-season games in his first seven seasons in the NFL (Green Bay 2016-22)
- ✦ His 120 regular-season games played are tied for the 18th-most in the NFL among defensive linemen since 2016
- ✦ Set or tied career highs in sacks (five), QB hits (nine) and passes defended (four) in 2021
- ✦ Has appeared in eight postseason contests with five starts, recording 18 tackles (seven solo).
- ✦ Made NFL debut in Week 1 of 2016 (at Jacksonville)
- ✦ Made NFL starting debut in Week 1 of 2017 (vs. Seattle)

2023 (VIKINGS)

- ✦ Played in nine games (four starts)
- ✦ Registered 18 tackles (14 solo), one fumble recovery and one pass defended
- ✦ Missed the final six weeks of the year following a season-ending injury

2022 (PACKERS)

- ✦ Played in 15 regular-season games (12 starts)
- ✦ Registered 43 tackles (23 solo), a half-sack, a tackle for a loss, a pass defended, five QB hits and a blocked field goal
- ✦ Placed on injured reserve (calf) on Dec. 27
- ✦ Recorded three tackles (two solo) and two quarterback hits in Week 1 at Minnesota
- ✦ Registered a season-high five tackles (four solo) in Week 2 vs. Chicago
- ✦ Posted five tackles (one solo), a half-sack and a quarterback hit in Week 4 vs. New England
- ✦ Recorded four tackles (two solo) and a quarterback hit in Week 11 vs. Tennessee
- ✦ Registered three tackles (two solo), a quarterback hit and the first blocked field goal of his career – when he blocked a 40-yard field goal attempt with 11:40 remaining in the game and the Packers trailing, 19-17

2021 (PACKERS)

- ✦ Started all 17 regular-season games
- ✦ Registered 42 tackles (24 solo), five tackles for loss, a career-high 5.0 sacks, a career-best-tying nine quarterback hits and a career-high-tying four passes defended
- ✦ Ranked third on the team in sacks and fourth in quarterback hits
- ✦ Registered at least a half-sack in four straight games (Weeks 5-8), the longest streak of his career
- ✦ Recorded two tackles (both assisted), a split sack shared with DL T.J. Slaton and tied his career high with two passes defended in Week 5 at Cincinnati
- ✦ Posted his first full sack of the season, bringing down QB Justin Fields for a loss of 10 yards and logged a season-high five tackles (four solo) in Week 6 at Chicago
- ✦ Matched his season high with five tackles (two solo) and had a split sack with LB Rashan Gary in Week 7 vs. Washington
- ✦ Registered three solo tackles and a sack of QB Kyle Murray for a loss of 10 yards in Week 8 at Arizona
- ✦ Logged his fourth sack of the season (career best), bringing down QB Baker Mayfield for a loss of 8 yards, added two tackles (one solo), a tackle for loss and a quarterback hit in Week 16 vs. Cleveland
- ✦ Registered four tackles (two solo), two tackles for loss and a sack of QB Jared Goff for a loss of 8 yards in Week 18 at Detroit

2020 (PACKERS)

- ✦ Played in 16 regular-season games (16 starts)
- ✦ Recorded 36 tackles (14 solo), 3.0 sacks (fifth on the team, second on the defensive line), two tackles for loss, two passes defended and four quarterback hits
- ✦ Started both postseason contests and finished second among Packer defensive linemen with seven tackles (three solo)
- ✦ Posted three solo tackles, a sack, a tackle for a loss and a QB hit in Week 8 vs. Minnesota
- ✦ Recorded a season-high six tackles (two solo) while also recording a sack and two quarterback hits in Week 13 vs. Philadelphia
- ✦ Posted four tackles (two solo), a sack, a tackle for a loss and a quarterback hit in Week 14 at Detroit
- ✦ Registered five tackles (two solo) in Week 17 at Chicago
- ✦ Recorded five tackles (two solo) in the NFC Championship vs. Tampa Bay

2019 (PACKERS)

- ✦ Played in all 16 regular-season games (16 starts)
- ✦ Recorded a career-high 62 tackles (33 solo), five tackles for a loss, an interception, two passes defended, a fumble recovery, career-high nine quarterback hits and 11 quarterback pressures
- ✦ Started both playoff games and recorded five tackles (two solo) and a quarterback pressure
- ✦ Finished with four tackles (one solo), a quarterback hit and helped limit the Bears to just 46 rushing yards on 15 carries (3.1 avg.) in Week 1 at Chicago
- ✦ Posted three tackles (one solo), a tackle for a loss, a fumble recovery, four quarterback pressures and a quarterback hit in Week 2 vs. Minnesota
- ✦ Finished with a career-high nine tackles (five solo), three tackles for a loss and a quarterback hit in Week 3 vs. Denver
- ✦ Registered six tackles (four solo) and a tackle for a loss in Week 13 at N.Y. Giants
- ✦ Posted an assisted tackle, the first interception of his career and a quarterback pressure in Week 15 vs. Chicago

2018 (PACKERS)

- ✦ Played in all 16 regular-season games (eight starts)
- ✦ Registered 57 tackles (career-high 39 solo), seven tackles for a loss, three sacks, three passes defended, a forced fumble, a fumble recovery, two quarterback hits and 14 quarterback pressures (third-best on the team)
- ✦ Made his first start of the season, posting three tackles (one solo) and tying for the team lead with three quarterback pressures in Week 4 vs. Buffalo
- ✦ Led the defensive line with a season-high six tackles (three solo) and added three quarterback pressures in Week 5 at Detroit
- ✦ Matched his season high with six tackles (all solo) and a sack, his first of the season, along with a team-high three quarterback pressures in Week 10 vs. Miami
- ✦ Finished with four tackles (three solo), two tackles for a loss, a sack and a quarterback hit in Week 12 at Minnesota
- ✦ Matched his season high with six tackles (three solo) and added a sack, a quarterback pressure and a pass defended in Week 13 vs. Arizona
- ✦ Posted five tackles (two solo), a forced fumble and a fumble recovery in Week 15 at Chicago
- ✦ Finished with five tackles (four solo), a quarterback pressure and a career-high two passes defended in Week 17 vs. Detroit

2017 (PACKERS)

- ✦ Played in all 16 regular-season games (11 starts)
- ✦ Registered 34 tackles (22 solo), two sacks, seven tackles for a loss, a fumble recovery for a TD, two passes defended, eight quarterback hits and six quarterback pressures
- ✦ Earned NFC Defensive Player of the Week honors for his performance in Week 13 vs. Tampa Bay
- ✦ Registered two tackles (both solo), two tackles for a loss and a half-sack in Week 9 vs. Detroit
- ✦ Posted four tackles (three solo) and a half-sack in Week 11 vs. Baltimore
- ✦ Recorded four tackles (all solo), a sack, a fumble recovery, a quarterback pressure and a quarterback hit in Week 13 vs. Tampa Bay
- ✦ Posted his first career TD, catching a fumble forced and returned 62 yards for a TD against the Buccaneers
- ✦ Marked the longest fumble-return TD by the Packers since DE Keith McKenzie's 88-yard return for a score at Pittsburgh on Nov. 9, 1998, and was the first by the Packers since CB Casey Hayward's 49-yard TD return vs. Philadelphia on Oct. 16, 2014
- ✦ Seventh Green Bay player (since 1982) to register a sack and a defensive TD in the same game

2016 (PACKERS)

- ✦ Played in 15 regular-season games (no starts)
- ✦ Registered 14 tackles (eight solo), 2.0 sacks, three tackles for a loss, nine quarterback pressures and three quarterback hits
- ✦ Dressed, but did not see any action, in Week 12
- ✦ Appeared in all three postseason contests and posted two tackles (one solo) and a quarterback pressure
- ✦ Posted his first career sack along with a pass defended, three quarterback pressures (tied for the team lead) and a quarterback hit in Week 13 vs. Houston
- ✦ Recorded a season-high four tackles (two solo), a sack, a quarterback hit and a quarterback pressure in Week 14 vs. Seattle

TRANSACTIONS

- ✦ Signed a two-year contract with Pittsburgh on Apr. 1, 2024
- ✦ Signed a one-year contract with Minnesota on March 17, 2023
- ✦ Signed a three-year contract extension with Green Bay on July 24, 2019
- ✦ Signed a four-year contract with the Packers on May 6, 2016
- ✦ Drafted by Green Bay in the fourth round (137th overall) of the 2016 NFL Draft, the second of two compensatory choices awarded to the team
- ✦ First defensive end from Northwestern to be drafted since DE Corey Wootton was selected by the Chicago Bears in 2010 (fourth round, No. 109 overall)
- ✦ Became the first player from Northwestern drafted by the Packers since DT James Anderson in 1973 (14th round)

PERSONAL

- ✦ Given name Dean Vincent Lowry
- ✦ Born in Rockford, Illinois
- ✦ Earned IHCA 7A all-state recognition at Rockford (Ill.) Boylan High School, where he was named the Northern Illinois Conference (NIC-10) Defensive MVP as a senior in 2011 after registering 65 tackles, including 21 tackles for a loss and 10 sacks
- ✦ All-State selection by Chicago Tribune and the Champaign News-Gazette
- ✦ Earned All-Midwest honors from SuperPrep
- ✦ Named team MVP as a senior
- ✦ Member of back-to-back state championship teams in 2010 and 2011 as Boylan finished with a perfect 14-0 mark in both of those seasons
- ✦ Named to the honor roll as a junior and as a senior

COMMUNITY

- ✦ Spent time with veterans at the Huddle for Heroes event at The Turn in Titletown
- ✦ Visited with kids at the Milwaukee Children's Hospital and helped build a playground with the Milwaukee police
- ✦ Signed autographs to raise funds for The Salvation Army
- ✦ Visited the Mukwonago High School basketball team to congratulate the students for their work raising funds for the Make-A-Wish Wisconsin program, Kids For Wish Kids®
- ✦ Gave a speech at graduation at Pioneer Elementary School in Ashwaubenon, Wisconsin
- ✦ Took part in the Green Bay Packers Give Back Bowling Event in 2018 to raise money for Northeast Wisconsin Technical College (NWTC) and in 2019 to raise money for the Wisconsin Court Appointed Special Advocates (CASA) Association
- ✦ Visited the cadets at the Wisconsin Challenge Academy at Fort McCoy and participated in a youth outreach event at the University of Wisconsin-Green Bay
- ✦ While he was in college, visited elementary schools in Evanston, Ill., to discuss the importance of education and exercise with students

COLLEGE

- ◆ Played in 48 games (33 starts) for Northwestern (2012-15)
- ◆ Registered 134 tackles (83 solo), 31.5 tackles for a loss, 12.5 sacks, three interceptions (one returned for a TD), 21 passes defended, three fumble recoveries and three forced fumbles
- ◆ Earned his degree in economics
- ◆ Started 12 games and earned second-team All-Big Ten honors after posting a career-high 46 tackles (27 solo), including 13.5 tackles for a loss (No. 2 on the team), 3.0 sacks, an interception, a fumble recovery and seven passes defended as a senior in 2015
- ◆ Part of a Northwestern defense that ranked No. 12 in the country in points allowed (18.6 ppg) in 2015
- ◆ Set a school single-game record and tied the sixth-best mark in conference history with six tackles for a loss, earning NU's Defensive Player of the Game honors after finishing with a career-high 10 tackles (seven solo) and a career-best 2.0 sacks in the 30-28 win at Nebraska in 2015
- ◆ Started all 12 contests and earned honorable mention All-Big Ten recognition after recording 41 tackles (25 solo), including eight tackles for a loss, 4.0 sacks, a forced fumble and a career-high eight passes defended as a junior in 2014
- ◆ Played in 11 games (nine starts) and recorded seven tackles for a loss (two for second on the team) and 4.5 sacks (third) as a sophomore in 2013
- ◆ Registered 33 tackles (22 solo), five passes defended, a career-high two forced fumbles and a fumble recovery in 2013
- ◆ Played in all 13 games, one of four true freshmen to play for the Wildcats, and was named to ESPN.com's Big Ten All-Freshman team in 2012
- ◆ Recorded 14 tackles (nine solo), a sack, a pass defended and a fumble recovery in 2012

REGULAR SEASON COMPARISON: DEFENSIVE - LOS ANGELES CHARGERS

DATE	OPP	W/L	GP/GS	TACKLES						SACK	YDS.	INT	TFL	PD	QBH	TD	MISC		FR
				TOT	SOLO	ASST	YDS.	INT	TFL								FF	FR	
11/3/19	GB @ LAC	L	S	0	0	0	0	0.0	0.0	0	0	0	0	0	0	0	0	0	
9/24/23	MIN vs. LAC	L	S	0	0	0	0	0.0	0.0	0	0	0	0	0	0	0	0	0	
TOTALS		0/2	2/2	0	0	0	0	0.0	0.0	0	0	0	0	0	0	0	0	0	

DEAN LOWRY'S NFL REGULAR SEASON DEFENSIVE STATISTICS

DATE	TEAM	GP	GS	TK	S	A	TACKLES				INTERCEPTIONS				O. FUMB				ST				MISC.								
							TFL	YDS	SK	YDS	QBH	NO	YDS	LG	TD	PD	FF	FR	TD	YDS	TK	S	A	FF	FR	S	A				
2016	Packers	15	0	8	6	2	3	20	2.0	19.0	2	0	0	0	1	0	0	0	0	0	0	0	0	0	0	0	0	0	0	0	0
2017	Packers	16	11	32	18	14	5	28	2.0	21.0	5	0	0	0	2	0	1	1	62	0	0	0	0	0	0	0	0	0	0	0	
2018	Packers	16	8	44	31	13	5	27	3.0	23.0	5	0	0	0	3	1	1	0	0	0	0	0	0	0	0	0	0	0	0	0	
2019	Packers	16	16	47	23	24	2	2	0.0	0.0	2	1	7	7	0	3	0	1	0	0	0	0	0	0	0	0	0	0	0	0	
2020	Packers	16	16	36	14	22	2	19	3.0	19.0	4	0	0	0	2	0	0	0	0	0	0	0	0	0	0	0	0	0	0	0	
2021	Packers	17	17	42	24	18	5	40	5.0	42.0	9	0	0	0	4	0	1	0	0	0	0	0	0	0	0	0	0	0	0	0	
2022	Packers	15	12	43	23	20	1	2	0.5	3.0	5	0	0	0	1	0	0	0	0	0	0	0	0	0	0	0	0	0	0	0	
2023	Vikings	9	4	14	4	10	0	0	0.0	0.0	0	0	0	0	1	0	1	0	0	0	0	0	0	0	0	0	0	0	0	0	
2024	Steelers	0	0	0	0	0	0	0	0.0	0.0	0	0	0	0	0	0	0	0	0	0	0	0	0	0	0	0	0	0	0	0	
NFL TOTALS		120	84	266	143	123	23	138	15.5	127.0	32	1	7	7	0	17	1	5	1	62	0	0	0	0	0	0	0	0	0	0	0

DEAN LOWRY'S NFL POSTSEASON DEFENSIVE STATISTICS

DATE	TEAM	GP	GS	TK	S	A	TACKLES				INTERCEPTIONS				O. FUMB				ST				MISC.							
							TFL	YDS	SK	YDS	QBH	NO	YDS	LG	TD	PD	FF	FR	TD	YDS	TK	S	A	FF	FR	S	A			
2016	Packers	3	0	1	1	0	0	0	0.0	0.0	0	0	0	0	0	0	0	0	0	0	0	0	0	0	0	0	0	0	0	0
2019	Packers	2	2	3	2	1	0	0	0.0	0.0	0	0	0	0	0	0	0	0	0	0	0	0	0	0	0	0	0	0	0	0
2020	Packers	2	2	7	3	4	0	0	0.0	0.0	0	0	0	0	0	0	0	0	0	0	0	0	0	0	0	0	0	0	0	0
2021	Packers	1	1	4	1	3	0	0	0.0	0.0	0	0	0	0	1	0	0	0	0	0	0	0	0	0	0	0	0	0	0	0
NFL TOTALS		8	5	15	7	8	0	0	0.0	0.0	0	0	0	0	1	0	0	0	0	0	0	0	0	0	0	0	0	0	0	0

SINGLE-GAME HIGHS: DEFENSIVE

Total Tackles	9 vs. Denver Broncos, Sep 22, 2019	Fumble Recoveries	1 vs. San Francisco 49ers, Oct 23, 2023
	7 at Minnesota Vikings, Dec 23, 2019		1 vs. Washington Football Team, Oct 24, 2021
Solo Tackles	6 vs. Miami Dolphins, Nov 11, 2018		...3 more at 1.
	5 vs. Denver Broncos, Sep 22, 2019	Tackles For Loss	3 vs. Denver Broncos, Sep 22, 2019
Sacks	1.0 at Detroit Lions, Jan 09, 2022		2 at Detroit Lions, Jan 09, 2022
	1.0 vs. Cleveland Browns, Dec 25, 2021		...2 more at 2.
	...11 more at 1.0.	Interceptions	1 vs. Chicago Bears, Dec 15, 2019
Passes Defended	2 at Cincinnati Bengals, Oct 10, 2021	Interception Return Yards	7 vs. Chicago Bears, Dec 15, 2019
	2 vs. Detroit Lions, Dec 30, 2018	Longest Opp Fumble Return	62 vs. Tampa Bay Buccaneers, Dec 03, 2017
Forced Fumbles	1 at Chicago Bears, Dec 16, 2018		

SINGLE-GAME HIGHS - POSTSEASON: DEFENSIVE

Total Tackles	5 vs. Tampa Bay Buccaneers, Jan 24, 2021	Passes Defended	1 vs. San Francisco 49ers, Jan 22, 2022
	4 vs. San Francisco 49ers, Jan 22, 2022		
	4 vs. Seattle Seahawks, Jan 12, 2020		
	2 vs. Los Angeles Rams, Jan 16, 2021		
	1 at San Francisco 49ers, Jan 19, 2020		
	...2 more at 1.		
Solo Tackles	2 vs. Tampa Bay Buccaneers, Jan 24, 2021		
	2 vs. Seattle Seahawks, Jan 12, 2020		
	1 vs. San Francisco 49ers, Jan 22, 2022		
	1 vs. Los Angeles Rams, Jan 16, 2021		
	...1 more at 1.		

2024 GAME-BY-GAME REGULAR-SEASON STATISTICS (STEELERS)

DATE	OPPONENT	P/S	TACKLES							INTERCEPTIONS				O. FUMB			ST			MISC		W/L	SCORE			
			TK	S	A	SK	YDS	TFL	YDS	QBH	NO	YDS	LG	TD	PD	FF	FR	TD	YDS	TK	S			A	FF	FR
09/08	at Falcons		ON INACTIVE LIST																	W	18-10					
09/15	at Broncos		ON INACTIVE LIST																	W	13-6					
2024 TOTALS			0	0	0	0	0	0	0	0	0	0	0	0	0	0	0	0	0	0	0	0	0	0	0	2-0

2023 GAME-BY-GAME REGULAR-SEASON STATISTICS (VIKINGS)

DATE	OPPONENT	P/S	TACKLES							INTERCEPTIONS				O. FUMB			ST			MISC		W/L	SCORE			
			TK	S	A	SK	YDS	TFL	YDS	QBH	NO	YDS	LG	TD	PD	FF	FR	TD	YDS	TK	S			A	FF	FR
09/10	Buccaneers	S	5	2	3	0.0	0.0	0	0	0	0	0	0	0	0	0	0	0	0	0	0	0	0	0	0	L
09/14	at Eagles	P	1	0	1	0.0	0.0	0	0	0	0	0	0	0	0	0	0	0	0	0	0	0	0	0	L	
09/24	Chargers	S	0	0	0	0.0	0.0	0	0	0	0	0	0	0	0	0	0	0	0	0	0	0	0	0	L	
10/01	at Panthers	P	2	0	2	0.0	0.0	0	0	0	0	0	0	1	0	0	0	0	0	0	0	0	0	0	W	
10/08	Chiefs	P	1	0	1	0.0	0.0	0	0	0	0	0	0	0	0	0	0	0	0	0	0	0	0	0	L	
10/15	at Bears	P	2	1	1	0.0	0.0	0	0	0	0	0	0	0	0	0	0	0	0	0	0	0	0	0	W	
10/23	49ers	S	3	1	2	0.0	0.0	0	0	0	0	0	0	0	1	0	0	0	0	0	0	0	0	0	W	
10/29	at Packers	P	0	0	0	0.0	0.0	0	0	0	0	0	0	0	0	0	0	0	0	0	0	0	0	0	W	
11/05	at Falcons		ON INACTIVE LIST																	W	31-28					
11/12	Saints		ON INACTIVE LIST																	W	27-19					
11/19	at Broncos		INJURED RESERVE																	L	20-21					
11/27	Bears		INJURED RESERVE																	L	10-12					
12/10	at Raiders		INJURED RESERVE																	W	3-0					
12/16	at Bengals		INJURED RESERVE																	L	24-27+					
12/24	Lions		INJURED RESERVE																	L	24-30					
12/31	Packers		INJURED RESERVE																	L	10-33					
01/07	at Lions		INJURED RESERVE																	L	20-30					
2023 TOTALS			8-3	14	4	10	0.0	0.0	0	0	0	0	0	0	1	0	1	0	0	0	0	0	0	0	7-10	
+ - Overtime																										

2022 GAME-BY-GAME REGULAR-SEASON STATISTICS (PACKERS)

DATE	OPPONENT	P/S	TACKLES							INTERCEPTIONS				O. FUMB			ST			MISC		W/L	SCORE		
			TK	S	A	SK	YDS	TFL	YDS	QBH	NO	YDS	LG	TD	PD	FF	FR	TD	YDS	TK	S			A	FF
09/11	at Vikings	S	3	2	1	0.0	0.0	0	0	2	0	0	0	0	0	0	0	0	0	0	0	0	0	0	L
09/18	Bears	S	5	4	1	0.0	0.0	0	0	0	0	0	0	0	0	0	0	0	0	0	0	0	0	0	W
09/25	at Buccaneers	S	3	1	2	0.0	0.0	0	0	0	0	0	0	0	0	0	0	0	0	0	0	0	0	0	W
10/02	Patriots	S	5	2	3	0.5	3.0	0	0	1	0	0	0	0	0	0	0	0	0	0	0	0	0	0	W
10/09	Giants	S	3	2	1	0.0	0.0	0	0	0	0	0	0	0	0	0	0	0	0	0	0	0	0	0	L
10/16	Jets	S	2	2	0	0.0	0.0	0	0	0	0	0	0	1	0	0	0	0	0	0	0	0	0	0	L
10/23	at Commanders	S	4	1	3	0.0	0.0	0	0	0	0	0	0	0	0	0	0	0	0	0	0	0	0	0	L
10/30	at Bills	S	2	1	1	0.0	0.0	0	0	0	0	0	0	0	0	0	0	0	0	0	0	0	0	0	L
11/06	at Lions	S	3	2	1	0.0	0.0	1	2	0	0	0	0	0	0	0	0	0	0	0	0	0	0	0	L
11/13	Cowboys	S	4	1	3	0.0	0.0	0	0	0	0	0	0	0	0	0	0	0	0	0	0	0	0	0	W
11/17	Titans	S	4	2	2	0.0	0.0	0	0	1	0	0	0	0	0	0	0	0	0	0	0	0	0	0	L
11/27	at Eagles	P	2	1	1	0.0	0.0	0	0	0	0	0	0	0	0	0	0	0	0	0	0	0	0	0	L
12/04	at Bears	P	3	2	1	0.0	0.0	0	0	1	0	0	0	0	0	0	0	0	0	0	0	0	0	0	W
12/19	Rams	P	0	0	0	0.0	0.0	0	0	0	0	0	0	0	0	0	0	0	0	0	0	0	0	0	W
12/25	at Dolphins	S	0	0	0	0.0	0.0	0	0	0	0	0	0	0	0	0	0	0	0	0	0	0	0	0	W
01/01	Vikings		INJURED RESERVE																	W	41-17				
01/08	Lions		INJURED RESERVE																	L	16-20				
2022 TOTALS			15-12	43	23	20	0.5	3.0	1	2	5	0	0	0	0	1	0	0	0	0	0	0	0	0	8-9
+ - Overtime																									

2021 GAME-BY-GAME REGULAR-SEASON STATISTICS (PACKERS)

DATE	OPPONENT	P/S	TACKLES							INTERCEPTIONS				O. FUMB			ST			MISC		W/L	SCORE		
			TK	S	A	SK	YDS	TFL	YDS	QBH	NO	YDS	LG	TD	PD	FF	FR	TD	YDS	TK	S			A	FF
09/12	at Saints	S	4	3	1	0.0	0.0	0	0	0	0	0	0	0	0	0	0	0	0	0	0	0	0	0	L
09/20	Lions	S	4	0	4	0.0	0.0	0	0	0	0	0	0	0	0	0	0	0	0	0	0	0	0	0	W
09/26	at 49ers	S	2	1	1	0.0	0.0	0	0	1	0	0	0	0	0	0	0	0	0	0	0	0	0	0	W
10/03	Steelers	S	2	2	0	0.0	0.0	0	0	0	0	0	0	0	0	0	0	0	0	0	0	0	0	0	W
10/10	at Bengals	S	2	0	2	0.5	1.0	0	0	1	0	0	0	2	0	0	0	0	0	0	0	0	0	0	W
10/17	at Bears	S	5	4	1	1.0	10.0	1	10	1	0	0	0	0	0	0	0	0	0	0	0	0	0	0	W
10/24	Football Team	S	5	2	3	0.5	5.0	0	0	1	0	0	0	0	0	1	0	0	0	0	0	0	0	0	W
10/28	at Cardinals	S	3	3	0	1.0	10.0	1	10	1	0	0	0	0	0	0	0	0	0	0	0	0	0	0	W
11/07	at Chiefs	S	1	1	0	0.0	0.0	0	0	0	0	0	0	0	0	0	0	0	0	0	0	0	0	0	L
11/14	Seahawks	S	1	1	0	0.0	0.0	0	0	0	0	0	0	0	0	0	0	0	0	0	0	0	0	0	W
11/21	at Vikings	S	2	2	0	0.0	0.0	0	0	0	0	0	0	0	0	0	0	0	0	0	0	0	0	0	L
11/28	Rams	S	0	0	0	0.0	0.0	0	0	1	0	0	0	0	0	0	0	0	0	0	0	0	0	0	W
12/12	Bears	S	3	1	2	0.0	0.0	0	0	1	0	0	0	0	0	0	0	0	0	0	0	0	0	0	W
12/19	at Ravens	S	1	1	0	0.0	0.0	0	0	0	0	0	0	1	0	0	0	0	0	0	0	0	0	0	W
12/25	Browns	S	2	1	1	1.0	8.0	1	8	1	0	0	0	0	0	0	0	0	0	0	0	0	0	0	W
01/02	Vikings	S	1	0	1	0.0	0.0	0	0	0	0	0	0	1	0	0	0	0	0	0	0	0	0	0	W
01/09	at Lions	S	4	2	1	1.0	8.0	2	12	1	0	0	0	0	0	0	0	0	0	0	0	0	0	0	L
2021 TOTALS			17-17	42	24	18	5.0	42.0	5	40	9	0	0	0	0	4	0	1	0	0	0	0	0	0	13-4
+ - Overtime																									

2016 GAME-BY-GAME REGULAR-SEASON STATISTICS (PACKERS)

DATE	OPPONENT	P/S	TACKLES						INTERCEPTIONS				O. FUMB			ST				MISC		W/L	SCORE					
			TK	S	A	SK	YDS	TFL	YDS	QBH	NO	YDS	LG	TD	PD	FF	FR	TD	YDS	TK	S			A	FF	FR	S	A
09/11	at Jaguars	P	1	1	0	0.0	0.0	0	0	0	0	0	0	0	0	0	0	0	0	0	0	0	0	0	0	W	27-23	
09/18	at Vikings	P	0	0	0	0.0	0.0	0	0	0	0	0	0	0	0	0	0	0	0	0	0	0	0	0	0	L	14-17	
09/25	Lions	P	2	2	0	0.0	0.0	1	1	0	0	0	0	0	0	0	0	0	0	0	0	0	0	0	0	W	34-27	
10/09	Giants	P	0	0	0	0.0	0.0	0	0	0	0	0	0	0	0	0	0	0	0	0	0	0	0	0	0	W	23-16	
10/16	Cowboys	P	0	0	0	0.0	0.0	0	0	0	0	0	0	0	0	0	0	0	0	0	0	0	0	0	0	L	16-30	
10/20	Bears	P	0	0	0	0.0	0.0	0	0	0	0	0	0	0	0	0	0	0	0	0	0	0	0	0	0	W	26-10	
10/30	at Falcons	P	0	0	0	0.0	0.0	0	0	0	0	0	0	0	0	0	0	0	0	0	0	0	0	0	0	L	32-33	
11/06	Colts	P	0	0	0	0.0	0.0	0	0	0	0	0	0	0	0	0	0	0	0	0	0	0	0	0	0	L	26-31	
11/13	at Titans	P	0	0	0	0.0	0.0	0	0	0	0	0	0	0	0	0	0	0	0	0	0	0	0	0	0	L	25-47	
11/20	at Redskins	P	0	0	0	0.0	0.0	0	0	0	0	0	0	0	0	0	0	0	0	0	0	0	0	0	0	L	24-42	
11/28	at Eagles									DID NOT PLAY (NON-INJURY)																	W	27-13
12/04	Texans	P	1	1	0	1.0	8.0	1	8	1	0	0	0	0	1	0	0	0	0	0	0	0	0	0	0	W	21-13	
12/11	Seahawks	P	2	2	0	1.0	11.0	1	11	1	0	0	0	0	0	0	0	0	0	0	0	0	0	0	0	W	38-10	
12/18	at Bears	P	0	0	0	0.0	0.0	0	0	0	0	0	0	0	0	0	0	0	0	0	0	0	0	0	0	W	30-27	
12/24	Vikings	P	0	0	0	0.0	0.0	0	0	0	0	0	0	0	0	0	0	0	0	0	0	0	0	0	0	W	38-25	
01/01	at Lions	P	2	0	2	0.0	0.0	0	0	0	0	0	0	0	0	0	0	0	0	0	0	0	0	0	0	W	31-24	
2016 TOTALS		15-0	8	6	2	2.0	19.0	3	20	2	0	0	0	0	1	0	0	0	0	0	0	0	0	0	0	10-6		

2021 GAME-BY-GAME POSTSEASON STATISTICS (PACKERS)

DATE	OPPONENT	P/S	TACKLES						INTERCEPTIONS				O. FUMB			ST				MISC		W/L	SCORE					
			TK	S	A	SK	YDS	TFL	YDS	QBH	NO	YDS	LG	TD	PD	FF	FR	TD	YDS	TK	S			A	FF	FR	S	A
01/22	49ers	S	4	1	3	0.0	0.0	0	0	0	0	0	0	0	0	1	0	0	0	0	0	0	0	0	0	0	L	10-13
2021 TOTALS		1-1	4	1	3	0.0	0.0	0	0	0	0	0	0	0	1	0	0	0	0	0	0	0	0	0	0	0	0-1	

2020 GAME-BY-GAME POSTSEASON STATISTICS (PACKERS)

DATE	OPPONENT	P/S	TACKLES						INTERCEPTIONS				O. FUMB			ST				MISC		W/L	SCORE					
			TK	S	A	SK	YDS	TFL	YDS	QBH	NO	YDS	LG	TD	PD	FF	FR	TD	YDS	TK	S			A	FF	FR	S	A
01/16	Rams	S	2	1	1	0.0	0.0	0	0	0	0	0	0	0	0	0	0	0	0	0	0	0	0	0	0	0	W	32-18
01/24	Buccaneers	S	5	2	3	0.0	0.0	0	0	0	0	0	0	0	0	0	0	0	0	0	0	0	0	0	0	0	L	26-31
2020 TOTALS		2-2	7	3	4	0.0	0.0	0	0	0	0	0	0	0	0	0	0	0	0	0	0	0	0	0	0	0	1-1	

2019 GAME-BY-GAME POSTSEASON STATISTICS (PACKERS)

DATE	OPPONENT	P/S	TACKLES						INTERCEPTIONS				O. FUMB			ST				MISC		W/L	SCORE					
			TK	S	A	SK	YDS	TFL	YDS	QBH	NO	YDS	LG	TD	PD	FF	FR	TD	YDS	TK	S			A	FF	FR	S	A
01/12	Seahawks	S	2	1	1	0.0	0.0	0	0	0	0	0	0	0	0	0	0	0	0	0	0	0	0	0	0	0	W	28-23
01/19	at 49ers	S	1	1	0	0.0	0.0	0	0	0	0	0	0	0	0	0	0	0	0	0	0	0	0	0	0	0	L	20-37
2019 TOTALS		2-2	3	2	1	0.0	0.0	0	0	0	0	0	0	0	0	0	0	0	0	0	0	0	0	0	0	0	1-1	

2016 GAME-BY-GAME POSTSEASON STATISTICS (PACKERS)

DATE	OPPONENT	P/S	TACKLES						INTERCEPTIONS				O. FUMB			ST				MISC		W/L	SCORE					
			TK	S	A	SK	YDS	TFL	YDS	QBH	NO	YDS	LG	TD	PD	FF	FR	TD	YDS	TK	S			A	FF	FR	S	A
01/08	Giants	P	0	0	0	0.0	0.0	0	0	0	0	0	0	0	0	0	0	0	0	0	0	0	0	0	0	0	W	38-13
01/15	at Cowboys	P	0	0	0	0.0	0.0	0	0	0	0	0	0	0	0	0	0	0	0	0	0	0	0	0	0	0	W	34-31
01/22	at Falcons	P	1	1	0	0.0	0.0	0	0	0	0	0	0	0	0	0	0	0	0	0	0	0	0	0	0	0	L	21-44
2016 TOTALS		3-0	1	1	0	0.0	0.0	0	0	0	0	0	0	0	0	0	0	0	0	0	0	0	0	0	0	0	2-1	



TYLER^{LB}
MATAKEVICH

HEIGHT: 6-1
WEIGHT: 235
COLLEGE: Temple
BORN: December 22, 1992

HOW ACQUIRED: FA '24
NFL EXPERIENCE: 9th year
BIRTHPLACE: Stratford, CT



PRO CAREER

- ✦ Has played in 129 games (one start) in his eight-year career with Pittsburgh (2016-19) and Buffalo (2020-23)
- ✦ Has registered 47 tackles (31 solo), four passes defended and one interception
- ✦ Has played in 13 postseason games (no starts) and registered two tackles (one solo)
- ✦ Three-time captain in Buffalo (2021, 2022 and 2023)
- ✦ Leads all active NFL players with 85 tackles (64 solo) on special teams
- ✦ Made NFL debut in Week 1 of 2016 (at Washington)
- ✦ Made NFL starting debut in Week 5 of 2018 (vs. Atlanta)

2023 (BILLS)

- ✦ Played in 17 regular-season games (no starts)
- ✦ Registered three tackles (one solo) on defense
- ✦ Recorded four tackles (three solo) on special teams

2022 (BILLS)

- ✦ Played in 16 regular-season games (no starts)
- ✦ Registered six tackles (five solo) on special teams

2021 (BILLS)

- ✦ Played in 17 regular-season games (no starts)
- ✦ Registered six tackles (three solo) on defense
- ✦ Recorded team-high 13 tackles (nine solo) on special teams
- ✦ Registered his only career interception in Week 4 vs. Houston

2020 (BILLS)

- ✦ Played in 16 regular-season games (no starts)
- ✦ Registered 13 tackles (nine solo) on defense
- ✦ Recorded a team-high 10 tackles (seven solo) on special teams

2019 (STEELERS)

- ✦ Played in 16 regular-season games (no starts)
- ✦ Registered two tackles (two solo) on defense
- ✦ Recorded an NFL-best 16 tackles (14 solo) on special teams

2018 (STEELERS)

- ✦ Played in 16 regular-season games (one start)
- ✦ Registered six tackles (three solo) on defense
- ✦ Recorded 10 tackles (nine solo) on special teams
- ✦ Registered first career start in Week 5 vs. Atlanta; registered four tackles (two solo) on defense and two tackles (two solo) on special teams

2017 (STEELERS)

- ✦ Played in 15 regular-season games (no starts)
- ✦ Registered nine tackles (seven solo) on defense
- ✦ Recorded a team-high 14 tackles (11 solo) on special teams

2016 (STEELERS)

- ✦ Played in 16 regular-season games (no starts)
- ✦ Registered eight tackles (six solo) on defense
- ✦ Recorded a team-high 12 tackles (10 solo) on special teams

TRANSACTIONS

- ✦ Signed a one-year contract with Pittsburgh on July 17, 2024
- ✦ Signed a one-year contract extension with Buffalo on March 13, 2023
- ✦ Signed a one-year contract extension with the Bills on March 15, 2021
- ✦ Signed a two-year contract with Buffalo on March 18, 2020
- ✦ Signed a four-year contract with the Steelers on May 5, 2016
- ✦ Drafted by Pittsburgh in the seventh round (246th overall) of the 2016 NFL Draft

PERSONAL

- ✦ Played linebacker and running back for coach Joe Della Vecchia at St. Joseph's H.S.
- ✦ 2011 All-State honoree at linebacker
- ✦ Helped the Cadets to a 10-2 record his senior season en route to back-to-back state championship titles
- ✦ 2010 Connecticut Post Male Athlete of the Year
- ✦ Set the school record for TDs in a game with five against Trumbull as a junior
- ✦ Also played baseball and was named 2010 First Team Connecticut Post All-Star
- ✦ 2010 All-FCIAA honoree
- ✦ Led the team as a junior with a .372 batting average, 32 RBI and five homeruns
- ✦ Full name is Tyler John Matakevich
- ✦ Parents are Kim and David Matakevich
- ✦ Has an older sister, Ashley, who graduated from Sacred Heart in 2012 where she was a four-year letterwinner in track and field (she holds the school records in the long jump and in the triple jump)
- ✦ Earned degree in adult & organizational development

COLLEGE

- ✦ Four-year letter winner (2012-15) at Temple
- ✦ The Owls all-time leading tackler with 493 stops
- ✦ First Temple defensive player to earn first-team All-America honors and the first Owl at any position since Paul Palmer in 1986
- ✦ 2015 consensus All-American
- ✦ Most decorated football player in school history winning the Chuck Bednarik Award and Bronko Nagurski Trophy given to the nation's most outstanding defensive player
- ✦ 2015 Lott IMPACT Trophy finalist, 2015 Rotary Lombardi Award semifinalist, 2015 Senior CLASS Award finalist, 2015 American Athletic Conference Defensive Player of the Year, 2015 Unanimous All-Conference First Team by American Athletic Conference

REGULAR SEASON COMPARISON: DEFENSIVE - LOS ANGELES CHARGERS

DATE	OPP	W/L	GP/GS	TACKLES				SACK	YDS.	INT	TFL	PD	QBH	TD	MISC		
				TOT	SOLO	ASST									FF	FR	FR
12/2/18	PIT vs. LAC	L	P	0	0	0	0	0.0	0.0	0	0	0	0	0	0	0	0
10/13/19	PIT @ LAC	W	P	0	0	0	0	0.0	0.0	0	0	0	0	0	0	0	0
11/29/20	BUF vs. LAC	W	P	0	0	0	0	0.0	0.0	0	0	0	0	0	0	0	0
12/23/23	BUF @ LAC	W	P	0	0	0	0	0.0	0.0	0	0	0	0	0	0	0	0
TOTALS		3/1	4/0	0	0	0	0	0.0	0.0	0	0	0	0	0	0	0	0

TYLER MATAKEVICH'S NFL REGULAR SEASON DEFENSIVE STATISTICS

DATE	TEAM	GP	GS	TACKLES						INTERCEPTIONS						O. FUMB			ST			MISC					
				TK	S	A	TFL	YDS	SK	YDS	QBH	NO	YDS	LG	TD	PD	FF	FR	TD	YDS	TK	S	A	FF	FR	S	A
2016	Steelers	16	0	8	6	2	0	0	0.0	0.0	0	0	0	0	0	0	0	0	12	10	2	0	0	0	0	0	
2017	Steelers	15	0	9	7	2	0	0	0.0	0.0	0	0	0	1	0	0	0	0	14	11	3	0	0	0	0	0	
2018	Steelers	16	1	6	3	3	0	0	0.0	0.0	0	0	0	0	0	0	0	0	10	9	1	0	0	0	0	0	
2019	Steelers	16	0	2	2	0	0	0	0.0	0.0	0	0	0	0	0	0	0	0	16	14	2	0	0	0	0	0	
2020	Bills	16	0	13	9	4	0	0	0.0	0.0	0	0	0	2	0	0	0	0	10	3	7	0	0	0	0	0	
2021	Bills	17	0	6	3	3	0	0	0.0	0.0	0	1	15	15	0	1	0	0	0	13	9	4	0	0	0	0	0
2022	Bills	16	0	0	0	0	0	0	0.0	0.0	0	0	0	0	0	0	0	0	6	5	1	0	0	0	0	0	
2023	Bills	17	0	3	1	2	0	0	0.0	0.0	0	0	0	0	0	0	0	0	4	3	1	0	0	0	0	0	
2024	Steelers	2	0	0	0	0	0	0	0.0	0.0	0	0	0	0	0	0	0	0	2	2	0	0	0	0	0	0	
NFL TOTALS		131	1	47	31	16	0	0	0.0	0.0	0	1	15	15	0	4	0	0	87	66	21	0	0	0	0	0	

TYLER MATAKEVICH'S NFL POSTSEASON DEFENSIVE STATISTICS

DATE	TEAM	GP	GS	TACKLES						INTERCEPTIONS						O. FUMB			ST			MISC				
				TK	S	A	TFL	YDS	SK	YDS	QBH	NO	YDS	LG	TD	PD	FF	FR	TD	YDS	TK	S	A	FF	FR	S
2016	Steelers	3	0	0	0	0	0	0	0.0	0.0	0	0	0	0	0	0	0	0	1	1	0	0	0	0	0	0
2017	Steelers	1	0	0	0	0	0	0	0.0	0.0	0	0	0	0	0	0	0	0	0	0	0	0	0	0	0	0
2020	Bills	3	0	0	0	0	0	0	0.0	0.0	0	0	0	0	0	0	0	0	0	0	0	0	0	0	0	0
2021	Bills	2	0	2	1	1	0	0	0.0	0.0	0	0	0	0	0	0	0	0	1	1	0	0	0	0	0	0
2022	Bills	2	0	0	0	0	0	0	0.0	0.0	0	0	0	0	0	0	0	0	2	2	0	0	0	0	0	0
2023	Bills	2	0	0	0	0	0	0	0.0	0.0	0	0	0	0	0	0	0	0	1	1	0	0	0	0	0	0
NFL TOTALS		13	0	2	1	1	0	0	0.0	0.0	0	0	0	0	0	0	0	0	5	5	0	0	0	0	0	0

SINGLE-GAME HIGHS: DEFENSIVE

- Total Tackles: 8 at Miami Dolphins, Oct 16, 2016
- Solo Tackles: 6 at Miami Dolphins, Oct 16, 2016
- Passes Defensed: 2 vs. Miami Dolphins, Jan 03, 2021
- Interceptions: 1 vs. Houston Texans, Oct 03, 2021
- Interception Return Yards: 15 vs. Houston Texans, Oct 03, 2021
- Special Teams Tackles: 4 vs. Carolina Panthers, Dec 19, 2021

SINGLE-GAME HIGHS - POSTSEASON: DEFENSIVE

- Total Tackles: 2 vs. New England Patriots, Jan 15, 2022
- Solo Tackles: 1 vs. New England Patriots, Jan 15, 2022
- Special Teams Tackles: 2 vs. Cincinnati Bengals, Jan 22, 2023
- Special Teams Tackles: 1 vs. Pittsburgh Steelers, Jan 15, 2024
- Special Teams Tackles: 1 vs. New England Patriots, Jan 15, 2022
- Special Teams Tackles: 1 at Kansas City Chiefs, Jan 15, 2017

2016 GAME-BY-GAME REGULAR-SEASON STATISTICS (STEELERS)

DATE	OPPONENT	P/S	TACKLES							INTERCEPTIONS				O. FUMB			ST				MISC		W/L	SCORE			
			TK	S	A	SK	YDS	TFL	YDS	QBH	NO	YDS	LG	TD	PD	FF	FR	TD	YDS	TK	S	A			FF	FR	S
09/12	at Redskins	P	0	0	0	0.0	0.0	0	0	0	0	0	0	0	0	0	0	0	0	0	0	0	0	0	0	W	38-16
09/18	Bengals	P	0	0	0	0.0	0.0	0	0	0	0	0	0	0	0	0	0	0	1	0	1	0	0	0	0	W	24-16
09/25	at Eagles	P	0	0	0	0.0	0.0	0	0	0	0	0	0	0	0	0	0	0	0	0	0	0	0	0	0	L	3-34
10/02	Chiefs	P	0	0	0	0.0	0.0	0	0	0	0	0	0	0	0	0	0	0	0	0	0	0	0	0	0	W	43-14
10/09	Jets	P	0	0	0	0.0	0.0	0	0	0	0	0	0	0	0	0	0	0	0	0	0	0	0	0	0	W	31-13
10/16	at Dolphins	P	8	6	2	0.0	0.0	0	0	0	0	0	0	0	0	0	0	0	1	1	0	0	0	0	0	L	15-30
10/23	Patriots	P	0	0	0	0.0	0.0	0	0	0	0	0	0	0	0	0	0	0	1	1	0	0	0	0	0	L	16-27
11/06	at Ravens	P	0	0	0	0.0	0.0	0	0	0	0	0	0	0	0	0	0	0	0	0	0	0	0	0	0	L	14-21
11/13	Cowboys	P	0	0	0	0.0	0.0	0	0	0	0	0	0	0	0	0	0	0	2	2	0	0	0	0	0	L	30-35
11/20	at Browns	P	0	0	0	0.0	0.0	0	0	0	0	0	0	0	0	0	0	0	1	0	1	0	0	0	0	W	24-9
11/24	at Colts	P	0	0	0	0.0	0.0	0	0	0	0	0	0	0	0	0	0	0	1	1	0	0	0	0	0	W	28-7
12/04	Giants	P	0	0	0	0.0	0.0	0	0	0	0	0	0	0	0	0	0	0	0	0	0	0	0	0	0	W	24-14
12/11	at Bills	P	0	0	0	0.0	0.0	0	0	0	0	0	0	0	0	0	0	0	1	1	0	0	0	0	0	W	27-20
12/18	at Bengals	P	0	0	0	0.0	0.0	0	0	0	0	0	0	0	0	0	0	0	0	0	0	0	0	0	0	W	24-20
12/25	Ravens	P	0	0	0	0.0	0.0	0	0	0	0	0	0	0	0	0	0	0	2	2	0	0	0	0	0	W	31-27
01/01	Browns	P	0	0	0	0.0	0.0	0	0	0	0	0	0	0	0	0	0	0	2	2	0	0	0	0	0	W	27-24+
2016 TOTALS		16-0	8	6	2	0.0	0.0	0	0	0	0	0	0	0	0	0	0	0	12	10	2	0	0	0	0	11-5	

+ - Overtime

2023 GAME-BY-GAME POSTSEASON STATISTICS (BILLS)

DATE	OPPONENT	P/S	TACKLES							INTERCEPTIONS				O. FUMB			ST				MISC		W/L	SCORE				
			TK	S	A	SK	YDS	TFL	YDS	QBH	NO	YDS	LG	TD	PD	FF	FR	TD	YDS	TK	S	A			FF	FR	S	A
01/15	Steelers	P	0	0	0	0.0	0.0	0	0	0	0	0	0	0	0	0	0	0	1	1	0	0	0	0	0	0	W	31-17
01/21	Chiefs	P	0	0	0	0.0	0.0	0	0	0	0	0	0	0	0	0	0	0	0	0	0	0	0	0	0	0	L	24-27
2023 TOTALS		2-0	0	0	0	0.0	0.0	0	0	0	0	0	0	0	0	0	0	0	1	1	0	0	0	0	0	0	1-1	

2022 GAME-BY-GAME POSTSEASON STATISTICS (BILLS)

DATE	OPPONENT	P/S	TACKLES							INTERCEPTIONS				O. FUMB			ST				MISC		W/L	SCORE				
			TK	S	A	SK	YDS	TFL	YDS	QBH	NO	YDS	LG	TD	PD	FF	FR	TD	YDS	TK	S	A			FF	FR	S	A
01/15	Dolphins	P	0	0	0	0.0	0.0	0	0	0	0	0	0	0	0	0	0	0	0	0	0	0	0	0	0	0	W	34-31
01/22	Bengals	P	0	0	0	0.0	0.0	0	0	0	0	0	0	0	0	0	0	0	2	2	0	0	0	0	0	0	L	10-27
2022 TOTALS		2-0	0	0	0	0.0	0.0	0	0	0	0	0	0	0	0	0	0	0	2	2	0	0	0	0	0	0	1-1	

2021 GAME-BY-GAME POSTSEASON STATISTICS (BILLS)

DATE	OPPONENT	P/S	TACKLES							INTERCEPTIONS				O. FUMB			ST				MISC		W/L	SCORE				
			TK	S	A	SK	YDS	TFL	YDS	QBH	NO	YDS	LG	TD	PD	FF	FR	TD	YDS	TK	S	A			FF	FR	S	A
01/15	Patriots	P	2	1	1	0.0	0.0	0	0	0	0	0	0	0	0	0	0	0	1	1	0	0	0	0	0	0	W	47-17
01/23	at Chiefs	P	0	0	0	0.0	0.0	0	0	0	0	0	0	0	0	0	0	0	0	0	0	0	0	0	0	0	L	36-42+
2021 TOTALS		2-0	2	1	1	0.0	0.0	0	0	0	0	0	0	0	0	0	0	0	1	1	0	0	0	0	0	0	1-1	

+ - Overtime

2020 GAME-BY-GAME POSTSEASON STATISTICS (BILLS)

DATE	OPPONENT	P/S	TACKLES							INTERCEPTIONS				O. FUMB			ST				MISC		W/L	SCORE				
			TK	S	A	SK	YDS	TFL	YDS	QBH	NO	YDS	LG	TD	PD	FF	FR	TD	YDS	TK	S	A			FF	FR	S	A
01/09	Colts	P	0	0	0	0.0	0.0	0	0	0	0	0	0	0	0	0	0	0	0	0	0	0	0	0	0	0	W	27-24
01/16	Ravens	P	0	0	0	0.0	0.0	0	0	0	0	0	0	0	0	0	0	0	0	0	0	0	0	0	0	0	W	17-3
01/24	at Chiefs	P	0	0	0	0.0	0.0	0	0	0	0	0	0	0	0	0	0	0	0	0	0	0	0	0	0	0	L	24-38
2020 TOTALS		3-0	0	0	0	0.0	0.0	0	0	0	0	0	0	0	0	0	0	0	0	0	0	0	0	0	0	0	2-1	

2017 GAME-BY-GAME POSTSEASON STATISTICS (STEELERS)

DATE	OPPONENT	P/S	TACKLES							INTERCEPTIONS				O. FUMB			ST				MISC		W/L	SCORE				
			TK	S	A	SK	YDS	TFL	YDS	QBH	NO	YDS	LG	TD	PD	FF	FR	TD	YDS	TK	S	A			FF	FR	S	A
01/14	Jaguars	P	0	0	0	0.0	0.0	0	0	0	0	0	0	0	0	0	0	0	0	0	0	0	0	0	0	0	L	42-45
2017 TOTALS		1-0	0	0	0	0.0	0.0	0	0	0	0	0	0	0	0	0	0	0	0	0	0	0	0	0	0	0	0-1	

2016 GAME-BY-GAME POSTSEASON STATISTICS (STEELERS)

DATE	OPPONENT	P/S	TACKLES							INTERCEPTIONS				O. FUMB			ST				MISC		W/L	SCORE				
			TK	S	A	SK	YDS	TFL	YDS	QBH	NO	YDS	LG	TD	PD	FF	FR	TD	YDS	TK	S	A			FF	FR	S	A
01/08	Dolphins	P	0	0	0	0.0	0.0	0	0	0	0	0	0	0	0	0	0	0	0	0	0	0	0	0	0	0	W	30-12
01/15	at Chiefs	P	0	0	0	0.0	0.0	0	0	0	0	0	0	0	0	0	0	0	1	1	0	0	0	0	0	0	W	18-16
01/22	at Patriots	P	0	0	0	0.0	0.0	0	0	0	0	0	0	0	0	0	0	0	0	0	0	0	0	0	0	0	L	17-36
2016 TOTALS		3-0	0	0	0	0.0	0.0	0	0	0	0	0	0	0	0	0	0	0	1	1	0	0	0	0	0	0	2-1	



RYAN
MCCOLLUM

HEIGHT: 6-5
WEIGHT: 300
COLLEGE: Texas A&M
BORN: March 4, 1998

HOW ACQUIRED: W '22 (DET)
NFL EXPERIENCE: 3rd year
BIRTHPLACE: Spring, TX



PRO CAREER

- ✦ Has played in 13 games (one start) over his three-year NFL career (Detroit 2021; Pittsburgh 2022-23)
- ✦ Made NFL debut in Week 5 of 2021 (at Minnesota)
- ✦ Made NFL starting debut in Week 6 of 2021 (vs. Cincinnati)

2023 (STEELERS)

- ✦ Spent the season on the practice squad

2022 (STEELERS)

- ✦ Spent the season on the practice squad

2021 (LIONS)

- ✦ Played in 13 regular-season games (one start) at center

2020 (TEXANS)

- ✦ Spent the season on the Houston practice squad

TRANSACTIONS

- ✦ Signed a reserve/future contract with Pittsburgh on Jan. 18, 2024
- ✦ Signed a reserve/future contract with the Steelers on Jan. 13, 2023
- ✦ Signed to the practice squad by Pittsburgh on Oct. 4, 2022
- ✦ Signed to the practice squad by the Steelers on Aug. 31, 2022
- ✦ Waived by Pittsburgh on Aug. 30, 2022
- ✦ Claimed by the Steelers off waivers from Detroit on Aug. 16, 2022
- ✦ Waived by the Lions on Aug. 15, 2022
- ✦ Promoted to the Detroit active roster on Oct. 7, 2021
- ✦ Signed to the Houston practice squad on Sept. 2, 2021
- ✦ Waived by the Texans on Aug. 31, 2021
- ✦ Signed as an undrafted free agent by Houston on May 1, 2021

PERSONAL

- ✦ Coached by David Smith at Klein Oak High School
- ✦ Earned first-team All-District 15-6A honors and All-Greater Houston honors as a senior
- ✦ Helped Klein Oak reach the state quarterfinals as a junior
- ✦ Three-star recruit, McCollum chose Texas A&M over Oklahoma State, Texas, Texas Tech and Houston

COLLEGE

- ✦ Played in 33 games at Texas A&M (2016-20)
- ✦ Started all 10 games and logged 690 snaps at center as a senior in 2020
- ✦ Key part of one of the SEC's best offensive lines in the nation as the unit also led the SEC in sacks allowed (0.7), tackles for loss allowed (3.8) and yards per carry (5.45)
- ✦ Texas A&M was the only offensive line to lead the league in all three categories in over 10 years
- ✦ Helped the Aggies rack up 543 yards of offense in the win over Florida, including 205 on the ground
- ✦ Protected QB Kellen Mond and did not allow a sack for the third straight game while also only giving up one tackle for loss on the final play of the game at Mississippi State
- ✦ Helped the Aggies tally 530 yards of total offense in the dominating 48-3 win at South Carolina, including 264 on the ground
- ✦ Rolled over the Tigers defense for a season-high 313 yards rushing in the victory at Auburn
- ✦ Texas A&M offensive line was named a finalist for the Joe Moore Award

RYAN MCCOLLUM'S NFL REGULAR SEASON STATISTICS

DATE	TEAM	GP	GS
2021	Texans	0	0
Went from Houston to Detroit .			
2021	Lions	13	1
2021	TOTAL	13	1
2022	Lions	0	0
Went from Detroit to Pittsburgh .			
2022	Steelers	0	0
2022	TOTAL	0	0
2023	Steelers	0	0
2024	Steelers	2	0
NFL TOTALS		15	1

RYAN MCCOLLUM'S NFL POSTSEASON STATISTICS

DATE	TEAM	GP	GS
2023	Steelers	0	0
NFL TOTALS		0	0

2024 GAME-BY-GAME REGULAR-SEASON STATISTICS (STEELERS)

DATE	OPPONENT	P/S	W/L	SCORE
09/08	at Falcons	P	W	18-10
09/15	at Broncos	P	W	13-6
2024 TOTALS			2-0	



MASON[®] MCCORMICK

HEIGHT: 6-5
WEIGHT: 315
COLLEGE: South Dakota State
BORN: May 25, 2000

HOW ACQUIRED: D4 '24
NFL EXPERIENCE: R
BIRTHPLACE: Sioux Falls, SD



PRO CAREER

- ✦ Has yet to make NFL debut

TRANSACTIONS

- ✦ Signed a four-year contract with Pittsburgh on May 11, 2024
- ✦ Drafted by the Steelers in the fourth round (119th overall) of the 2024 NFL Draft

PERSONAL

- ✦ Earned First-Team All-State honors and was a member of the Sioux Falls Argus Leader Elite 45 after helping lead Roosevelt High School to the state championship game in 2017
- ✦ Also competed in track and field, placing second in the discus and fifth in the shot put at Class AA state meet as a senior
- ✦ Scholar-athlete award recipient

COLLEGE

- ✦ Played in 70 games (57 starts) at South Dakota State (2018-23)
- ✦ Became the 34th Jackrabbit to be taken in the NFL Draft and the sixth in the last seven seasons
- ✦ First SDSU offensive lineman to be drafted since Adam Timmerman was a seventh-round pick by the Green Bay Packers in 1995
- ✦ Started the final 57 games of his college career
- ✦ American Football Coaches Association FCS All-America First Team (2022)
- ✦ American Football Coaches Association FCS All-America Second Team (2023)
- ✦ Associated Press FCS All-America First Team (2022, 2023)
- ✦ Phil Steele FCS Offensive Lineman of the Year (2023)
- ✦ Phil Steele FCS All-America First Team (2022, 2023)
- ✦ HERO Sports FCS All-America Team (2020-21, 2021, 2022)
- ✦ HERO Sports FCS Sophomore All-America Team (2020-21)
- ✦ Stats Perform FCS All-America First Team (2023)
- ✦ Stats Perform FCS All-America Second Team (2022)
- ✦ All-Missouri Valley Football Conference First Team (2022, 2023)
- ✦ All-MVFC Second Team (2020-21, 2021)
- ✦ MVFC Offensive Lineman of the Week (Oct. 1, 2022; Sept. 30, 2023)
- ✦ Hampshire Honor Society (2023)
- ✦ College Sports Communicators Academic All-District (2022)
- ✦ MVFC Commissioner's Academic Excellence Award (2019, 2020-21, 2021)
- ✦ MVFC Honor Roll (2018, 2019, 2020-21, 2021, 2022)
- ✦ Team Captain (2021, 2022, 2023)

MASON MCCORMICK'S NFL REGULAR SEASON STATISTICS

DATE	TEAM	GP	GS
2024	Steelers	2	0
NFL TOTALS		2	0

2024 GAME-BY-GAME REGULAR-SEASON STATISTICS (STEELERS)

DATE	OPPONENT	P/S	W/L	SCORE
09/08	at Falcons	P	W	18-10
09/15	at Broncos	P	W	13-6
2024 TOTALS			2-0	



SCOTTY WR
MILLER

HEIGHT: 5-9
WEIGHT: 174
COLLEGE: Bowling Green
BORN: July 31, 1997

HOW ACQUIRED: FA '24
NFL EXPERIENCE: 6th year
BIRTHPLACE: Barrington, IL



PRO CAREER

- ✦ Has played in 67 regular-season games (eight starts) over his five-year career (Tampa Bay 2019-22; Atlanta 2023)
- ✦ Has caught 85 passes for 1,085 yards (12.8 avg.) and six TDs in addition to eight carries for 81 yards (10.1 avg.) and one rushing TD
- ✦ Made NFL debut in Week 3 of 2019 (vs. N.Y. Giants)
- ✦ Made NFL starting debut in Week 12 of 2019 (at Atlanta)

2023 (FALCONS)

- ✦ Played in all 17 regular-season games (no starts)
- ✦ Caught 11 passes for 161 yards (14.6 avg.), including a career-long 56-yard reception, and two TDs
- ✦ Registered an eight-yard TD reception in Week 8 at Tennessee
- ✦ Recorded a two-yard TD reception in Week 10 at Arizona
- ✦ His 56-yard reception came in Week 18 at New Orleans

2022 (BUCCANEERS)

- ✦ Played in 15 regular-season games (one start)
- ✦ Caught 23 passes for 185 yards (8.0 avg.)
- ✦ Rushed for eight yards on one carry (8.0 avg.)

2021 (BUCCANEERS)

- ✦ Played in nine regular-season games (no starts)
- ✦ Caught five passes for 38 yards (7.6 avg.)
- ✦ Rushed for a career-high of 43 yards and one TD on two carries (21.5 avg.)

2020 (BUCCANEERS)

- ✦ Played in 16 regular-season games (five starts)
- ✦ Caught 33 passes for 501 yards (15.2 avg.) and three TDs
- ✦ Played in four postseason games (two starts) tallying four receptions for 80 yards (20.0 avg.) and one TD en route to a Super Bowl LV Championship

2019 (BUCCANEERS)

- ✦ Played in 10 regular-season games (two starts)
- ✦ Caught 13 passes for 200 yards (15.4 avg.) and one TD

TRANSACTIONS

- ✦ Signed a one-year contract with Pittsburgh on May 8, 2024
- ✦ Signed a one-year contract with Atlanta on March 28, 2023
- ✦ Signed a four-year contract with Tampa Bay on May 9, 2019
- ✦ Drafted by the Buccaneers in the sixth round (208th overall) of the 2019 NFL Draft

PERSONAL

- ✦ Attended Barrington (Ill.) H.S.
- ✦ In 2020, supported Special Olympics as part of the NFL's My Cause, My Cleats initiative
- ✦ Was a two-time all-conference, two-time all-area selection and voted team captain at Barrington H.S.
- ✦ Finished his final two seasons with 1,500 receiving yards and 28 TDs, including one via kick return, punt return and interception return
- ✦ Three-year varsity letterman in football and also lettered in track, earning six total letters
- ✦ Won the Mid-Suburban League in 2013
- ✦ Married to Jenna Miller
- ✦ Son of Scott and Kristen Miller and has three sisters, Megan, Abby, and Kelsey

COLLEGE

- ✦ Played four seasons (2015-18) at Bowling Green State University in Bowling Green, Ohio
- ✦ Appeared in 45 games (34 starts), totaling 215 receptions for 2,868 yards (13.3 avg.) and 23 TDs
- ✦ Finished his career tied for the third-most receptions in school history, while ranking third in receiving yards
- ✦ Started all 11 games as a senior in 2018, recording a career-best 1,148 receiving yards, with a team-leading nine receiving TDs, earning second-team All-MAC honors
- ✦ Named third-team All-MAC as a junior in 2017, leading the team in receptions (63) and yards (722), to go along with four receiving TDs
- ✦ As a sophomore in 2016, caught 74 passes for 968 yards and 10 TDs, earning first-team All-MAC honors
- ✦ Finished the season tied for 25th in the country in TD receptions
- ✦ Played the final 10 games of his freshman year in 2015, catching seven passes for 29 yards and returning 24 kickoffs for 457 yards

REGULAR SEASON COMPARISON: RECEIVING - LOS ANGELES CHARGERS

DATE	OPP	W/L	GP/GS	REC	YDS.	AVG.	TD	LG	TGTS	YAC
10/4/20	TB vs. LAC	W	5	5	83	16.6	1	44	7	18
TOTALS		1/0	1/1	5	83	16.6	1	44	7	18

SCOTTY MILLER'S NFL REGULAR SEASON RUSHING/RECEIVING STATISTICS

DATE	TEAM	GP	GS	RECEIVING					RUSHING				
				NO.	YDS.	AVG.	LG	TD	NO.	YDS.	AVG.	LG	TD
2019	Buccaneers	10	2	13	200	15.4	48	1	2	16	8.0	18	0
2020	Buccaneers	16	5	33	501	15.2	48t	3	3	14	4.7	7	0
2021	Buccaneers	9	0	5	38	7.6	13	0	2	43	21.5	33t	1
2022	Buccaneers	15	1	23	185	8.0	23	0	1	8	8.0	8	0
2023	Falcons	17	0	11	161	14.6	56	2	0	0	0.0	0	0
2024	Steelers	2	0	0	0	0.0	0	0	0	0	0.0	0	0
NFL TOTALS		69	8	85	1,085	12.8	56	6	8	81	10.1	33T	1

SCOTTY MILLER'S NFL POSTSEASON RUSHING/RECEIVING STATISTICS

DATE	TEAM	GP	GS	RECEIVING					RUSHING				
				NO.	YDS.	AVG.	LG	TD	NO.	YDS.	AVG.	LG	TD
2020	Buccaneers	4	2	4	80	20.0	39t	1	2	5	2.5	8	0
2021	Buccaneers	2	0	5	46	9.2	19	0	1	9	9.0	9	0
2022	Buccaneers	1	0	0	0	0.0	0	0	0	0	0.0	0	0
NFL TOTALS		7	2	9	126	14.0	39T	1	3	14	4.7	9	0

SCOTTY MILLER'S NFL REGULAR SEASON RETURN STATISTICS

DATE	TEAM	KICKOFF RETURNS					PUNT RETURNS					
		RET.	YDS.	AVG.	LG	TD	NO.	FC	YDS.	AVG.	LG	TD
2019	Buccaneers	0	0	0.0	0	0	0	0	0	0.0	0	0
2020	Buccaneers	0	0	0.0	0	0	0	0	0	0.0	0	0
2021	Buccaneers	1	19	19.0	19	0	0	0	0	0.0	0	0
2022	Buccaneers	0	0	0.0	0	0	0	0	0	0.0	0	0
2023	Falcons	1	14	14.0	14	0	1	1	4	4.0	4	0
2024	Steelers	0	0	0.0	0	0	0	0	0	0.0	0	0
NFL TOTALS		2	33	16.5	19	0	1	1	4	4.0	4	0

SCOTTY MILLER'S NFL POSTSEASON RETURN STATISTICS

DATE	TEAM	KICKOFF RETURNS					PUNT RETURNS					
		RET.	YDS.	AVG.	LG	TD	NO.	FC	YDS.	AVG.	LG	TD
2020	Buccaneers	0	0	0.0	0	0	0	0	0	0.0	0	0
2021	Buccaneers	0	0	0.0	0	0	0	0	0	0.0	0	0
2022	Buccaneers	0	0	0.0	0	0	0	0	0	0.0	0	0
NFL TOTALS		0	0	0.0	0	0	0	0	0	0.0	0	0

SINGLE-GAME HIGHS: RUSHING/RECEIVING

Rush Attempts	2 vs. Carolina Panthers, Jan 09, 2022 1 at New Orleans Saints, Sep 18, 2022 ...5 more at 1.	Kickoff Return Yards	19 vs. Atlanta Falcons, Sep 19, 2021 14 at Carolina Panthers, Dec 17, 2023
Rushing Yards	43 vs. Carolina Panthers, Jan 09, 2022 18 at New Orleans Saints, Oct 06, 2019	Longest Kickoff Return	19 vs. Atlanta Falcons, Sep 19, 2021 14 at Carolina Panthers, Dec 17, 2023
Longest Runs	33t vs. Carolina Panthers, Jan 09, 2022 18 at New Orleans Saints, Oct 06, 2019	Fair Catches	1 at Arizona Cardinals, Nov 12, 2023
Rushing TDs	1 vs. Carolina Panthers, Jan 09, 2022	Punt Return Yards	4 vs. Carolina Panthers, Sep 10, 2023
Receptions	7 vs. Los Angeles Rams, Nov 06, 2022 6 at Las Vegas Raiders, Oct 25, 2020	Longest Punt Return	4 vs. Carolina Panthers, Sep 10, 2023
Receiving Yards	109 at Las Vegas Raiders, Oct 25, 2020 83 vs. Los Angeles Chargers, Oct 04, 2020 ...1 more at 83.	Punt Returns	1 vs. Carolina Panthers, Sep 10, 2023
Receiving Average	27.7 at Denver Broncos, Sep 27, 2020 18.2 at Las Vegas Raiders, Oct 25, 2020	Special Teams Tackles	1 vs. Carolina Panthers, Sep 10, 2023 1 at Pittsburgh Steelers, Oct 16, 2022 1 at Arizona Cardinals, Nov 12, 2023
Longest Receptions	56 at New Orleans Saints, Jan 07, 2024 48t vs. Minnesota Vikings, Dec 13, 2020 ...1 more at 48.	Most TDs	1 at Tennessee Titans, Oct 29, 2023 ...5 more at 1.
Receiving TDs	1 at Arizona Cardinals, Nov 12, 2023 1 at Tennessee Titans, Oct 29, 2023 ...4 more at 1.	Miscellaneous Tackles	1 vs. New Orleans Saints, Dec 19, 2021 1 at Indianapolis Colts, Nov 28, 2021 ...1 more at 1.
All-Purpose Yards	109 at Las Vegas Raiders, Oct 25, 2020 83 vs. Los Angeles Chargers, Oct 04, 2020 ...1 more at 83.	Scrimmage Yards	109 at Las Vegas Raiders, Oct 25, 2020 83 vs. Los Angeles Chargers, Oct 04, 2020 ...1 more at 83.
Kickoff Returns	1 at Carolina Panthers, Dec 17, 2023 1 vs. Atlanta Falcons, Sep 19, 2021		

SINGLE-GAME HIGHS - POSTSEASON: RUSHING/RECEIVING

Rush Attempts	1 vs. Philadelphia Eagles, Jan 16, 2022 1 vs. Kansas City Chiefs, Feb 07, 2021 1 at Washington Football Team, Jan 09, 2021	Longest Receptions	39t at Green Bay Packers, Jan 24, 2021 29 at New Orleans Saints, Jan 17, 2021 19 vs. Los Angeles Rams, Jan 23, 2022 16 vs. Los Angeles Rams, Jan 23, 2022 15 at Washington Football Team, Jan 09, 2021
Rushing Yards	9 vs. Philadelphia Eagles, Jan 16, 2022 8 at Washington Football Team, Jan 09, 2021	Receiving TDs	1 at Green Bay Packers, Jan 24, 2021 38 vs. Los Angeles Rams, Jan 23, 2022
Longest Runs	9 vs. Philadelphia Eagles, Jan 16, 2022 8 at Washington Football Team, Jan 09, 2021	All-Purpose Yards	36 at Green Bay Packers, Jan 24, 2021 29 at New Orleans Saints, Jan 17, 2021 23 at Washington Football Team, Jan 09, 2021 17 vs. Philadelphia Eagles, Jan 16, 2022
Receptions	4 vs. Los Angeles Rams, Jan 23, 2022 2 at Green Bay Packers, Jan 24, 2021 1 vs. Philadelphia Eagles, Jan 16, 2022 1 at New Orleans Saints, Jan 17, 2021 1 at Washington Football Team, Jan 09, 2021	Most TDs	1 at Green Bay Packers, Jan 24, 2021
Receiving Yards	38 vs. Los Angeles Rams, Jan 23, 2022 36 at Green Bay Packers, Jan 24, 2021 29 at New Orleans Saints, Jan 17, 2021 15 at Washington Football Team, Jan 09, 2021 8 vs. Philadelphia Eagles, Jan 16, 2022	Scrimmage Yards	38 vs. Los Angeles Rams, Jan 23, 2022 36 at Green Bay Packers, Jan 24, 2021 29 at New Orleans Saints, Jan 17, 2021 23 at Washington Football Team, Jan 09, 2021 17 vs. Philadelphia Eagles, Jan 16, 2022
Receiving Average	9.5 vs. Los Angeles Rams, Jan 23, 2022		

100-YARD RECEIVING GAMES (1): REGULAR SEASON

DATE	TEAM	NO.	YDS.	AVG.	LG	TD
10/25/20	at Raiders	6	109	18.2	35	1

2024 GAME-BY-GAME REGULAR-SEASON STATISTICS (STEELERS)

DATE	OPPONENT	P/S	RECEIVING					RUSHING					W/L	SCORE
			NO.	YDS.	AVG.	LG	TD	NO.	YDS.	AVG.	LG	TD		
09/08	at Falcons	P	0	0	0.0	0	0	0	0	0.0	0	0	W	18-10
09/15	at Broncos	P	0	0	0.0	0	0	0	0	0.0	0	0	W	13-6
2024 TOTALS		2-0	0	0	0.0	0	0	0	0	0.0	0	0	2-0	

2023 GAME-BY-GAME REGULAR-SEASON STATISTICS (FALCONS)

DATE	OPPONENT	P/S	RECEIVING					RUSHING					W/L	SCORE
			NO.	YDS.	AVG.	LG	TD	NO.	YDS.	AVG.	LG	TD		
09/10	Panthers	P	0	0	0.0	0	0	0	0	0.0	0	0	W	24-10
09/17	Packers	P	0	0	0.0	0	0	0	0	0.0	0	0	W	25-24
09/24	at Lions	P	0	0	0.0	0	0	0	0	0.0	0	0	L	6-20
10/01	at Jaguars	P	0	0	0.0	0	0	0	0	0.0	0	0	L	7-23
10/08	Texans	P	2	10	5.0	7	0	0	0	0.0	0	0	W	21-19
10/15	Commanders	P	1	4	4.0	4	0	0	0	0.0	0	0	L	16-24
10/22	at Buccaneers	P	1	46	46.0	46	0	0	0	0.0	0	0	W	16-13
10/29	at Titans	P	2	14	7.0	8t	1	0	0	0.0	0	0	L	23-28
11/05	Vikings	P	0	0	0.0	0	0	0	0	0.0	0	0	L	28-31
11/12	at Cardinals	P	1	2	2.0	2t	1	0	0	0.0	0	0	L	23-25
11/26	Saints	P	1	4	4.0	4	0	0	0	0.0	0	0	W	24-15
12/03	at Jets	P	0	0	0.0	0	0	0	0	0.0	0	0	W	13-8
12/10	Buccaneers	P	0	0	0.0	0	0	0	0	0.0	0	0	L	25-29
12/17	at Panthers	P	0	0	0.0	0	0	0	0	0.0	0	0	L	7-9
12/24	Colts	P	1	15	15.0	15	0	0	0	0.0	0	0	W	29-10
12/31	at Bears	P	0	0	0.0	0	0	0	0	0.0	0	0	L	17-37
01/07	at Saints	P	2	66	33.0	56	0	0	0	0.0	0	0	L	17-48
2023 TOTALS		17-0	11	161	14.6	56	2	0	0	0.0	0	0	7-10	

2022 GAME-BY-GAME REGULAR-SEASON STATISTICS (BUCCANEERS)

DATE	OPPONENT	P/S	RECEIVING					RUSHING					W/L	SCORE
			NO.	YDS.	AVG.	LG	TD	NO.	YDS.	AVG.	LG	TD		
09/11	at Cowboys												W	19-3
09/18	at Saints	P	3	34	11.3	23	0	1	8	8.0	8	0	W	20-10
09/25	Packers	S	1	4	4.0	4	0	0	0	0.0	0	0	L	12-14
10/02	Chiefs												L	31-41
10/09	Falcons	P	4	35	8.8	12	0	0	0	0.0	0	0	W	21-15
10/16	at Steelers	P	0	0	0.0	0	0	0	0	0.0	0	0	L	18-20
10/23	at Panthers	P	2	6	3.0	4	0	0	0	0.0	0	0	L	3-21
10/27	Ravens	P	2	13	6.5	7	0	0	0	0.0	0	0	L	22-27
11/06	Rams	P	7	53	7.6	14	0	0	0	0.0	0	0	W	16-13
11/13	Seahawks	P	2	25	12.5	22	0	0	0	0.0	0	0	W	21-16
11/27	at Browns	P	0	0	0.0	0	0	0	0	0.0	0	0	L	17-23+
12/05	Saints	P	1	7	7.0	7	0	0	0	0.0	0	0	W	17-16
12/11	at 49ers	P	0	0	0.0	0	0	0	0	0.0	0	0	L	7-35
12/18	Bengals	P	0	0	0.0	0	0	0	0	0.0	0	0	L	23-34
12/25	at Cardinals	P	0	0	0.0	0	0	0	0	0.0	0	0	W	19-16+
01/01	Panthers	P	0	0	0.0	0	0	0	0	0.0	0	0	W	30-24
01/08	at Falcons	P	1	8	8.0	8	0	0	0	0.0	0	0	L	17-30
2022 TOTALS		15-1	23	185	8.0	23	0	1	8	8.0	8	0	8-9	

+ - Overtime

2021 GAME-BY-GAME REGULAR-SEASON STATISTICS (BUCCANEERS)

DATE	OPPONENT	P/S	RECEIVING					RUSHING					W/L	SCORE
			NO.	YDS.	AVG.	LG	TD	NO.	YDS.	AVG.	LG	TD		
09/09	Cowboys	P	0	0	0.0	0	0	0	0	0.0	0	0	W	31-29
09/19	Falcons	P	0	0	0.0	0	0	0	0	0.0	0	0	W	48-25
09/26	at Rams	P	2	11	5.5	8	0	0	0	0.0	0	0	L	24-34
10/03	at Patriots												W	19-17
10/10	Dolphins												W	45-17
10/14	at Eagles												W	28-22
10/24	Bears												W	38-3
10/31	at Saints												L	27-36
11/14	at Football Team												L	19-29
11/22	Giants												W	30-10
11/28	at Colts	P	0	0	0.0	0	0	0	0	0.0	0	0	W	38-31
12/05	at Falcons	P	0	0	0.0	0	0	0	0	0.0	0	0	W	30-17
12/12	Bills												W	33-27+
12/19	Saints	P	2	18	9.0	13	0	0	0	0.0	0	0	L	0-9
12/26	at Panthers	P	0	0	0.0	0	0	0	0	0.0	0	0	W	32-6
01/02	at Jets	P	0	0	0.0	0	0	0	0	0.0	0	0	W	28-24
01/09	Panthers	P	1	9	9.0	9	0	2	43	21.5	33t	1	W	41-17
2021 TOTALS		9-0	5	38	7.6	13	0	2	43	21.5	33T	1	13-4	

+ - Overtime

2020 GAME-BY-GAME REGULAR-SEASON STATISTICS (BUCCANEERS)

DATE	OPPONENT	P/S	RECEIVING					RUSHING					W/L	SCORE
			NO.	YDS.	AVG.	LG	TD	NO.	YDS.	AVG.	LG	TD		
09/13	at Saints												L	23-34
09/20	Panthers	S	2	11	5.5	6	0	1	1	1.0	1	0	W	31-17
09/27	at Broncos	P	3	83	27.7	47	0	0	0	0.0	0	0	W	28-10
10/04	Chargers	S	5	83	16.6	44	1	0	0	0.0	0	0	W	38-31
10/08	at Bears	S	0	0	0.0	0	0	0	0	0.0	0	0	L	19-20
10/18	Packers	P	1	6	6.0	6	0	0	0	0.0	0	0	W	38-10
10/25	at Raiders	P	6	109	18.2	35	1	0	0	0.0	0	0	W	45-20
11/02	at Giants	S	3	35	11.7	19	0	1	7	7.0	7	0	W	25-23
11/08	Saints	P	1	10	10.0	10	0	0	0	0.0	0	0	L	3-38
11/15	at Panthers	P	1	4	4.0	4	0	0	0	0.0	0	0	W	46-23
11/23	Rams	P	0	0	0.0	0	0	0	0	0.0	0	0	L	24-27
11/29	Chiefs	P	0	0	0.0	0	0	0	0	0.0	0	0	L	26-14
12/13	Vikings	P	1	48	48.0	48t	1	0	0	0.0	0	0	W	24-27
12/20	at Falcons	P	3	20	6.7	14	0	0	0	0.0	0	0	W	31-27
12/26	at Lions	P	1	7	7.0	7	0	0	0	0.0	0	0	W	47-7
01/03	Falcons	P	1	12	12.0	12	0	0	0	0.0	0	0	W	44-27
2020 TOTALS		15-4	28	428	15.3	48T	3	2	8	4.0	7	0	11-5	

2019 GAME-BY-GAME REGULAR-SEASON STATISTICS (BUCCANEERS)

DATE	OPPONENT	P/S	RECEIVING					RUSHING					W/L	SCORE
			NO.	YDS.	AVG.	LG	TD	NO.	YDS.	AVG.	LG	TD		
09/08	49ers							ON INACTIVE LIST					L	17-31
09/12	at Panthers							INACTIVE					W	20-14
09/22	Giants	P	0	0	0.0	0	0	0	0	0.0	0	0	L	31-32
09/29	at Rams	P	0	0	0.0	0	0	0	0	0.0	0	0	W	55-40
10/06	at Saints	P	0	0	0.0	0	0	1	18	18.0	18	0	L	24-31
10/13	Panthers	P	3	39	13.0	19	0	0	0	0.0	0	0	L	26-37
10/27	at Titans	P	0	0	0.0	0	0	0	0	0.0	0	0	L	23-27
11/03	at Seahawks	P	0	0	0.0	0	0	0	0	0.0	0	0	L	34-40+
11/10	Cardinals	P	2	33	16.5	28	0	0	0	0.0	0	0	W	30-27
11/17	Saints	P	4	71	17.8	48	0	0	0	0.0	0	0	L	17-34
11/24	at Falcons	S	1	8	8.0	8	0	1	-2	-2.0	-2	0	W	35-22
12/01	at Jaguars							INACTIVE					W	28-11
12/08	Colts							INACTIVE					W	38-35
12/15	at Lions	S	3	49	16.3	33t	1	0	0	0.0	0	0	W	38-17
12/21	Texans							INJURED RESERVE					L	20-23
12/29	Falcons							INJURED RESERVE					L	22-28+
2019 TOTALS		10-2	13	200	15.4	48	1	2	16	8.0	18	0	7-9	

+ - Overtime

2022 GAME-BY-GAME POSTSEASON STATISTICS (BUCCANEERS)

DATE	OPPONENT	P/S	RECEIVING					RUSHING					W/L	SCORE
			NO.	YDS.	AVG.	LG	TD	NO.	YDS.	AVG.	LG	TD		
01/16	Cowboys	P	0	0	0.0	0	0	0	0	0.0	0	0	L	14-31
2022 TOTALS		1-0	0	0	0.0	0	0	0	0	0.0	0	0	0-1	

2021 GAME-BY-GAME POSTSEASON STATISTICS (BUCCANEERS)

DATE	OPPONENT	P/S	RECEIVING					RUSHING					W/L	SCORE
			NO.	YDS.	AVG.	LG	TD	NO.	YDS.	AVG.	LG	TD		
01/16	Eagles	P	1	8	8.0	8	0	1	9	9.0	9	0	W	31-15
01/23	Rams	P	4	38	9.5	19	0	0	0	0.0	0	0	L	27-30
2021 TOTALS		2-0	5	46	9.2	19	0	1	9	9.0	9	0	1-1	

2020 GAME-BY-GAME POSTSEASON STATISTICS (BUCCANEERS)

DATE	OPPONENT	P/S	RECEIVING					RUSHING					W/L	SCORE
			NO.	YDS.	AVG.	LG	TD	NO.	YDS.	AVG.	LG	TD		
01/09	at Football Team	P	1	15	15.0	15	0	1	8	8.0	8	0	W	31-23
01/17	at Saints	P	1	29	29.0	29	0	0	0	0.0	0	0	W	30-20
01/24	at Packers	S	2	36	18.0	39t	1	0	0	0.0	0	0	W	31-26
02/07	Chiefs	S	0	0	0.0	0	0	1	-3	-3.0	-3	0	W	31-9
2020 TOTALS		4-2	4	80	20.0	39T	1	2	5	2.5	8	0	4-0	



DAN ^{OT}
MOORE JR.

HEIGHT: 6-5
WEIGHT: 315
COLLEGE: Texas A&M
BORN: September 28, 1998



HOW ACQUIRED: D4a '21
NFL EXPERIENCE: 4th year
BIRTHPLACE: Beaumont, TX

PRO CAREER

- ✦ Has started at left tackle in 33 games
- ✦ Became the first Steelers rookie to start at left tackle since the 1970 AFL-NFL merger
- ✦ Made NFL debut in Week 1 of 2021 (at Buffalo)
- ✦ Made NFL starting debut in Week 1 of 2021 (at Buffalo)

2023 (STEELERS)

- ✦ Played in 16 regular-season games (16 starts) at left tackle
- ✦ Allowed eight sacks and whistled for three penalties all season, according to Pro Football Focus
- ✦ Blocked for RB Najee Harris to run for 1,000-plus yards on the season, including a season-high 122 yards in Week 17 at Seattle
- ✦ Helped a Pittsburgh rush offense rank in the top five after Week 9 in rushes (323, 1st), rush yards (1,452, 2nd), longest rush (74t, 2nd), yards after contact/rush (3.37, 2nd), 10+ yard rushes (39, 4th), first downs by rush (79, 3rd), rush TDs (13, t-2nd), rushes/game (32.3, 2nd), rush yards/game (145.2, 2nd) and 10+ yard rushes/game (3.90, 5th)
- ✦ Part of an offensive line that did not allow a sack in two games and just one sack in four games
- ✦ Played all 951 offensive snaps

2022 (STEELERS)

- ✦ Started all 17 regular-season games at left tackle
- ✦ Blocked for RB Najee Harris to run for 1,000-plus yards for a second consecutive season, including a season-high 111 yards in Week 17 at Baltimore
- ✦ Saw significant improvement after the Bye Week, blocking for an average of 147 rushing yards per game and allowing the team to be held under 100 yards on the ground just once in Weeks 10 through 18
- ✦ Part of an offensive line that did not allow a sack in two games and just one sack in four games
- ✦ Played all 1,160 offensive snaps

2021 (STEELERS)

- ✦ Started 16 regular-season games at left tackle
- ✦ Blocked for 1,000-plus-yard rusher Najee Harris
- ✦ Was one of five rookie starters, marking the first time the Steelers started at least five rookies in a season opener since 1991
- ✦ Blocked for a 100-yard rusher three times (Week 5 vs. Denver; Week 10 vs. Detroit; Week 17 vs. Cleveland)
- ✦ Joined C Maurice Pouncey to become one of two offensive linemen in franchise history to start 16 games their rookie season

TRANSACTIONS

- ✦ Signed a four-year contract with Pittsburgh on May 18, 2021
- ✦ Drafted by the Steelers in the fourth round (128th overall) in the 2021 NFL Draft

PERSONAL

- ✦ Coached by Kevin Flanigan at Beaumont West Brook Senior High School
- ✦ Rated a three-star recruit by PrepStar
- ✦ Named to the PrepStar All-Midlands Region Team
- ✦ Three-star prospect by Rivals
- ✦ Three-star by ESPN
- ✦ Rated the No. 73 offensive guard in the nation
- ✦ No. 150 in the state of Texas and No. 194 in the Midlands Region

COLLEGE

- ✦ Played in 44 games (37 starts) at Texas A&M (2017-20)
- ✦ Started the final 36 games of his collegiate career
- ✦ Named Second-Team All-SEC as a senior in 2020
- ✦ Started all 10 games and logged 691 snaps at left tackle
- ✦ Earned SEC Offensive Lineman of the Week honors for his performance against the Gamecocks
- ✦ Rolled over the Tigers defense for a season-high 313 yards rushing in the victory at Auburn
- ✦ Texas A&M offensive line was named a finalist for the Joe Moore Award

DAN MOORE JR.'S NFL REGULAR SEASON STATISTICS

DATE	TEAM	GP	GS
2021	Steelers	16	16
2022	Steelers	17	17
2023	Steelers	16	16
2024	Steelers	2	2
NFL TOTALS		51	51

DAN MOORE JR.'S NFL POSTSEASON STATISTICS

DATE	TEAM	GP	GS
2021	Steelers	1	1
2023	Steelers	1	1
NFL TOTALS		2	2

2024 GAME-BY-GAME REGULAR-SEASON STATISTICS (STEELERS)

DATE	OPPONENT	P/S	W/L	SCORE
09/08	at Falcons	S	W	18-10
09/15	at Broncos	S	W	13-6
2024 TOTALS		2-2	2-0	



LARRY ^{OT} OGUNJOBI

HEIGHT: 6-3
WEIGHT: 305
COLLEGE: Charlotte
BORN: June 3, 1994

HOW ACQUIRED: FA '22
NFL EXPERIENCE: 6th year
BIRTHPLACE: Greensboro, NC



PRO CAREER

- ✦ Has played in 109 games (96 starts) over his seven-year NFL career (Cleveland, 2017-20; Cincinnati, 2021; Pittsburgh, 2022-23)
- ✦ Has registered 320 tackles (183 solo), 72 quarterback hits, 51 tackles for loss, 26.0 sacks, three passes defended, three forced fumbles and two fumble recoveries
- ✦ Has started at least 15 regular-season games in each of the last six seasons
- ✦ Made NFL debut in Week 1 of 2017 (vs. Pittsburgh)
- ✦ Made NFL starting debut in Week 14 of 2017 (vs. Green Bay)
- ✦ A familiar face after spending his first five NFL seasons with the Browns (2017-20) and Bengals (2021), Ogunjobi joined Pittsburgh in June of 2022 as a free agent

2023 (STEELERS)

- ✦ Started all 17 regular-season games
- ✦ Registered 43 tackles (21 solo), eight quarterback hits, three tackles for loss, two passes defended, two fumble recoveries, one forced fumble and 3.0 sacks
- ✦ Recorded sacks in Week 2 vs. Cleveland, Week 7 at L.A. Rams and Week 15 at Indianapolis
- ✦ Had four tackles (three solo), 1.0 sack, one tackle for loss, two quarterback hits and one fumble recovery in Week 2 vs. Cleveland
- ✦ Registered a season-high tying five tackles (three solo) in Week 8 vs. Jacksonville and Week 9 vs. Tennessee

2022 (STEELERS)

- ✦ Played in and started 16 games
- ✦ Registered 48 tackles (25 solo), 11 quarterback hits, seven passes defended and 1.5 sacks
- ✦ Recorded sacks against his former team, the Cleveland Browns, in Weeks 3 (0.5) and 18 (1.0)
- ✦ Was inactive for Week 8 at Philadelphia due to injury
- ✦ Had five tackles (three solo), two tackles for loss and a quarterback hit in Week 15 at Carolina

2021 (BENGALS)

- ✦ Played and started 16 regular-season games for Cincinnati
- ✦ Totaled 49 tackles (29 solo), 12 tackles for loss, a career-high 7.0 sacks and 16 quarterback hits
- ✦ Registered sacks against Minnesota (Week 1), N.Y. Jets (Week 8), L.A. Chargers (Week 13) and San Francisco (Week 14)
- ✦ Recorded multi-sack games (1.5) against Baltimore (Week 7) and Denver (Week 15)
- ✦ Started one of Cincinnati's playoff games (Wild Card)
- ✦ Had a fumble recovery after Trey Hendrickson's strip-sack of Raiders QB Derek Carr to set up a field goal during the Bengals' playoff win against Las Vegas
- ✦ Missed the remainder of the playoffs with a foot injury

2020 (BROWNS)

- ✦ Played and started 15 regular-season games for Cleveland
- ✦ Totaled 46 tackles (23 solo), six quarterback hits, five tackles for loss, 2.5 sacks and a forced fumble
- ✦ Forced the second fumble of his career in Week 1 at Baltimore
- ✦ Recorded only full sack of the season in Week 13 at Tennessee with a seven-yard takedown of QB Ryan Tannehill in the third quarter
- ✦ Started both of Cleveland's playoff games and totaled four tackles

2019 (BROWNS)

- ✦ Played and started 15 regular-season games for Cleveland
- ✦ Missed one game (Week 12 vs. Miami) while on Reserve/Suspended by Commissioner list
- ✦ Registered 50 tackles, 5.5 sacks, 13 quarterback hits, 10 tackles for loss and one pass defended
- ✦ Set a career-high in single-game tackles with nine in Week 14 vs. Cincinnati and added on three quarterback hits

2018 (BROWNS)

- ✦ Started all 16 regular-season games for Cleveland
- ✦ Registered a career-high 52 tackles (33 solo), 16 quarterback hits, 10 tackles for loss, 5.5 sacks and a forced fumble
- ✦ Opened the season with seven tackles, 1.0 sack, one quarterback hit and one tackle for loss vs. Pittsburgh
- ✦ Recorded first-career multi-sack game in Week 2 at New Orleans with two third-down takedowns of QB Drew Brees
- ✦ Had a season-high eight tackles, including two for loss, in Week 3 vs. N.Y. Jets
- ✦ Forced his first fumble in Week 17 at Baltimore

2017 (BROWNS)

- ✦ Played in 14 regular-season games (one start) as a rookie for Cleveland
- ✦ Registered 32 tackles (17 solo), 1.0 sack, four tackles for loss and three quarterback hits
- ✦ Made NFL debut in season opener vs. Pittsburgh and recorded four tackles
- ✦ Inactive for Week 8 vs. Minnesota and Week 10 at Detroit (groin)
- ✦ Recorded a season-high five tackles in his return from injury in Week 11 vs. Jacksonville
- ✦ Notched first career sack in Week 16 at Chicago, taking down QB Mitch Trubisky for a seven-yard loss

TRANSACTIONS

- ✦ Signed a three-year contract with Pittsburgh on March 14, 2023
- ✦ Signed a one-year contract with Pittsburgh on June 21, 2022
- ✦ Signed a one-year contract with Cincinnati on March 19, 2021
- ✦ Signed a four-year contract with Cleveland on May 18, 2017
- ✦ Drafted by the Browns in the third round (65th overall) of the 2017 NFL Draft

PERSONAL

- ✦ Hometown is Greensboro, N.C.
- ✦ Attended Ragsdale H.S. in Jamestown, N.C.
- ✦ Has gained notoriety for how he got into football — he says he started playing as a 350-pound sophomore in high school because his mother took away his X-box, and then went on to lose roughly 100 pounds before his junior season and eventually earned multiple scholarship offers
- ✦ His parents, Larry and Mercy Ogunjobi, immigrated to the United States from Nigeria
- ✦ Taught himself to play the piano
- ✦ Double-major at Charlotte — computer science and biology
- ✦ Last name is pronounced "O-gunn-JO-bee"

COMMUNITY

- ✦ NFL Waterboys - Unites professional athletes and fans in support of a single shared cause: providing clean, accessible drinking water to communities in need.
- ✦ In March 2020, donated 100,00 meals to Greater Cleveland Food Bank
- ✦ 2018 and 2019 hosted Christmas shopping for youth
- ✦ Participated in Thanksgiving drives
- ✦ Lighthouse Youth Services - System of care for 0-24 to guide and trace progress over time (mental health service, youth housing, emergency shelter, community juvenile justice services, residential treatment and foster care and adoption)
- ✦ Freestore Foodbank - Provides meals to hungry children and families
- ✦ Hosts a youth football camp at former school Ragsdale High School
- ✦ Children's Camp in Guam in 2018 and 2020 with Zach Banner

COLLEGE

- ✦ Spent five seasons (2012-16) at the University of North Carolina Charlotte, with a redshirt year in 2012
- ✦ Was part of Charlotte's first-ever recruiting class; the 49ers did not have a football season during his redshirt year in 2012, as the program's inaugural football season was in 2013
- ✦ First player ever drafted into the NFL from Charlotte's football program
- ✦ Finished college career with 217 tackles, including 49 for loss, and 13.0 sacks

REGULAR SEASON COMPARISON: DEFENSIVE - LOS ANGELES CHARGERS

DATE	OPP	W/L	GP/GS	TACKLES				SACK	YDS.	INT	TFL	PD	QBH	TD	MISC	
				TOT	SOLO	ASST									FF	FR
12/3/17	CLV @ LAC	L	P	3	2	1	0.0	0.0	0	1	0	0	0	0	0	0
10/14/18	CLV vs. LAC	L	S	4	3	1	0.5	6.0	0	0	0	1	0	0	0	0
12/5/21	CIN vs. LAC	L	S	2	1	1	1.0	9.0	0	1	0	2	0	0	0	0
TOTALS			0/3	3/2	9	6	3	1.5	15.0	0	2	0	3	0	0	0

LARRY OGUNJOBI'S NFL REGULAR SEASON DEFENSIVE STATISTICS

DATE	TEAM	GP	GS	TACKLES					YDS	QBH	INTERCEPTIONS				O. FUMB			ST		MISC						
				TK	S	A	TFL	YDS			SK	NO	YDS	LG	TD	PD	FF	FR	TD	YDS	TK	S	A	FF	FR	S
2017	Browns	14	1	32	17	15	4	21	1.0	7.0	3	0	0	0	0	0	0	0	0	0	0	0	0	0	0	0
2018	Browns	16	16	52	33	19	10	53	5.5	51.5	15	0	0	0	1	0	0	0	0	0	0	0	0	0	0	0
2019	Browns	15	15	50	35	15	10	55	5.5	40.0	13	0	0	0	1	0	0	0	0	0	0	0	0	0	0	0
2020	Browns	15	15	46	23	23	5	15	2.5	18.0	6	0	0	0	1	0	0	0	0	0	0	0	0	0	0	0
2021	Bengals	16	16	49	29	20	12	55	7.0	51.5	16	0	0	0	0	0	0	0	0	0	0	0	0	0	0	0
2022	Steelers	16	16	48	25	23	7	14	1.5	10.0	11	0	0	0	0	0	0	0	0	0	0	0	0	0	0	0
2023	Steelers	17	17	43	21	22	3	16	3.0	16.0	8	0	0	0	2	1	2	0	0	0	0	0	0	0	0	0
2024	Steelers	2	2	5	2	3	0	0	0.0	0.0	2	0	0	0	0	0	0	0	0	0	0	0	0	0	0	0
NFL TOTALS		111	98	325	185	140	51	229	26.0	194.0	74	0	0	0	3	3	2	0	0	0	0	0	0	0	0	0

LARRY OGUNJOBI'S NFL POSTSEASON DEFENSIVE STATISTICS

DATE	TEAM	GP	GS	TACKLES					YDS	QBH	INTERCEPTIONS				O. FUMB			ST		MISC						
				TK	S	A	TFL	YDS			SK	NO	YDS	LG	TD	PD	FF	FR	TD	YDS	TK	S	A	FF	FR	S
2020	Browns	2	2	4	1	3	0	0	0.0	0.0	0	0	0	0	0	0	0	0	0	0	0	0	0	0	0	0
2021	Bengals	1	1	0	0	0	0	0	0.0	0.0	0	0	0	0	0	0	1	0	11	0	0	0	0	0	0	0
2023	Steelers	1	1	5	2	3	1	2	0.0	0.0	0	0	0	0	0	0	0	0	0	0	0	0	0	0	0	0
NFL TOTALS		4	4	9	3	6	1	2	0.0	0.0	0	0	0	0	0	1	0	11	0	0	0	0	0	0	0	0

SINGLE-GAME HIGHS: DEFENSIVE

Total Tackles	9 vs. Cincinnati Bengals, Dec 08, 2019 8 vs. New York Jets, Sep 20, 2018	Forced Fumbles	1 at Baltimore Ravens, Sep 13, 2020 1 at Baltimore Ravens, Dec 30, 2018
Solo Tackles	5 at Baltimore Ravens, Oct 24, 2021 5 at Cincinnati Bengals, Dec 29, 2019	Fumble Recoveries	1 vs. Cleveland Browns, Sep 18, 2023
Sacks	2.0 at New Orleans Saints, Sep 16, 2018 1.5 at Denver Broncos, Dec 19, 2021 ...1 more at 1.5.	Tackles For Loss	2 at Carolina Panthers, Dec 18, 2022 2 vs. San Francisco 49ers, Dec 12, 2021 ...8 more at 2.
Passes Defensed	1 vs. Arizona Cardinals, Dec 03, 2023 1 at Cincinnati Bengals, Nov 26, 2023 ...1 more at 1.		

SINGLE-GAME HIGHS - POSTSEASON: DEFENSIVE

Total Tackles	5 at Buffalo Bills, Jan 15, 2024 3 at Pittsburgh Steelers, Jan 10, 2021 1 at Kansas City Chiefs, Jan 17, 2021	Tackles For Loss	1 at Buffalo Bills, Jan 15, 2024
Solo Tackles	2 at Buffalo Bills, Jan 15, 2024 1 at Kansas City Chiefs, Jan 17, 2021	Longest Opp Fumble Return	11 vs. Las Vegas Raiders, Jan 15, 2022
Fumble Recoveries	1 vs. Las Vegas Raiders, Jan 15, 2022		

2024 GAME-BY-GAME REGULAR-SEASON STATISTICS (STEELERS)

DATE	OPPONENT	P/S	TACKLES							INTERCEPTIONS					O. FUMB			ST				MISC		SCORE					
			TK	S	A	SK	YDS	TFL	YDS	QBH	NO	YDS	LG	TD	PD	FF	FR	TD	YDS	TK	S	A	FF		FR	S	A	W/L	
09/08	at Falcons	S	3	1	2	0.0	0.0	0	0	2	0	0	0	0	0	0	0	0	0	0	0	0	0	0	0	0	0	W	18-10
09/15	at Broncos	S	2	1	1	0.0	0.0	0	0	0	0	0	0	0	0	0	0	0	0	0	0	0	0	0	0	0	W	13-6	
2024 TOTALS		2-2	5	2	3	0.0	0.0	0	0	2	0	0	0	0	0	0	0	0	0	0	0	0	0	0	0	0	2-0		

2023 GAME-BY-GAME REGULAR-SEASON STATISTICS (STEELERS)

DATE	OPPONENT	P/S	TACKLES							INTERCEPTIONS					O. FUMB			ST				MISC		SCORE				
			TK	S	A	SK	YDS	TFL	YDS	QBH	NO	YDS	LG	TD	PD	FF	FR	TD	YDS	TK	S	A	FF		FR	S	A	W/L
09/10	49ers	S	2	2	0	0.0	0.0	0	0	0	0	0	0	0	0	0	0	0	0	0	0	0	0	0	0	0	L	7-30
09/18	Browns	S	4	3	1	1.0	7.0	1	7	2	0	0	0	0	0	1	0	0	0	0	0	0	0	0	0	0	W	26-22
09/24	at Raiders	S	1	0	1	0.0	0.0	0	0	0	0	0	0	0	0	0	0	0	0	0	0	0	0	0	0	0	W	23-18
10/01	at Texans	S	4	2	2	0.0	0.0	0	0	0	0	0	0	0	0	0	0	0	0	0	0	0	0	0	0	0	L	6-30
10/08	Ravens	S	1	1	0	0.0	0.0	0	0	0	0	0	0	0	1	0	0	0	0	0	0	0	0	0	0	0	W	17-10
10/22	at Rams	S	4	2	2	1.0	6.0	1	6	1	0	0	0	0	0	0	0	0	0	0	0	0	0	0	0	0	W	24-17
10/29	Jaguars	S	5	3	2	0.0	0.0	0	0	0	0	0	0	0	0	0	0	0	0	0	0	0	0	0	0	0	L	10-20
11/02	Titans	S	5	3	2	0.0	0.0	0	0	1	0	0	0	0	0	0	0	0	0	0	0	0	0	0	0	0	W	20-16
11/12	Packers	S	1	0	1	0.0	0.0	0	0	0	0	0	0	0	0	0	0	0	0	0	0	0	0	0	0	0	W	23-19
11/19	at Browns	S	1	0	1	0.0	0.0	0	0	1	0	0	0	0	0	0	0	0	0	0	0	0	0	0	0	0	L	10-13
11/26	at Bengals	S	0	0	0	0.0	0.0	0	0	1	0	0	0	0	1	0	0	0	0	0	0	0	0	0	0	0	W	16-10
12/03	Cardinals	S	3	0	3	0.0	0.0	0	0	0	0	0	0	0	1	0	0	0	0	0	0	0	0	0	0	0	L	10-24
12/07	Patriots	S	2	0	2	0.0	0.0	0	0	0	0	0	0	0	0	0	0	0	0	0	0	0	0	0	0	0	L	18-21
12/16	at Colts	S	4	2	2	1.0	3.0	1	3	1	0	0	0	0	0	0	0	0	0	0	0	0	0	0	0	0	L	13-30
12/23	Bengals	S	2	1	1	0.0	0.0	0	0	0	0	0	0	0	0	0	0	0	0	0	0	0	0	0	0	0	W	34-11
12/31	at Seahawks	S	3	1	2	0.0	0.0	0	0	1	0	0	0	0	0	0	0	0	0	0	0	0	0	0	0	0	W	30-23
01/06	at Ravens	S	1	1	0	0.0	0.0	0	0	0	0	0	0	0	0	1	0	0	0	0	0	0	0	0	0	0	W	17-10
2023 TOTALS		17-17	43	21	22	3.0	16.0	3	16	8	0	0	0	0	2	1	2	0	0	0	0	0	0	0	0	0	10-7	

2022 GAME-BY-GAME REGULAR-SEASON STATISTICS (STEELERS)

DATE	OPPONENT	P/S	TACKLES							INTERCEPTIONS					O. FUMB			ST				MISC		SCORE				
			TK	S	A	SK	YDS	TFL	YDS	QBH	NO	YDS	LG	TD	PD	FF	FR	TD	YDS	TK	S	A	FF		FR	S	A	W/L
09/11	at Bengals	S	4	3	1	0.0	0.0	1	0	1	0	0	0	0	0	0	0	0	0	0	0	0	0	0	0	0	W	23-20+
09/18	Patriots	S	3	0	3	0.0	0.0	0	0	0	0	0	0	0	0	0	0	0	0	0	0	0	0	0	0	0	L	14-17
09/22	at Browns	S	2	0	2	0.5	4.0	0	0	2	0	0	0	0	0	0	0	0	0	0	0	0	0	0	0	0	L	17-29
10/02	Jets	S	3	1	2	0.0	0.0	0	0	2	0	0	0	0	0	0	0	0	0	0	0	0	0	0	0	0	L	20-24
10/09	at Bills	S	0	0	0	0.0	0.0	0	0	0	0	0	0	0	0	0	0	0	0	0	0	0	0	0	0	0	L	3-38
10/16	Buccaneers	S	4	3	1	0.0	0.0	1	0	2	0	0	0	0	0	0	0	0	0	0	0	0	0	0	0	0	W	20-18
10/23	at Dolphins	S	3	2	1	0.0	0.0	0	0	0	0	0	0	0	0	0	0	0	0	0	0	0	0	0	0	0	L	10-16
10/30	at Eagles																										L	13-35
11/13	Saints	S	3	1	2	0.0	0.0	0	0	0	0	0	0	0	0	0	0	0	0	0	0	0	0	0	0	0	W	20-10
11/20	Bengals	S	1	0	1	0.0	0.0	0	0	1	0	0	0	0	0	0	0	0	0	0	0	0	0	0	0	0	L	30-37
11/28	at Colts	S	5	3	2	0.0	0.0	0	0	1	0	0	0	0	0	0	0	0	0	0	0	0	0	0	0	0	W	24-17
12/04	at Falcons	S	4	4	0	0.0	0.0	1	3	0	0	0	0	0	0	0	0	0	0	0	0	0	0	0	0	0	W	19-16
12/11	Ravens	S	2	0	2	0.0	0.0	0	0	0	0	0	0	0	0	0	0	0	0	0	0	0	0	0	0	0	L	14-16
12/18	at Panthers	S	5	3	2	0.0	0.0	2	2	1	0	0	0	0	0	0	0	0	0	0	0	0	0	0	0	0	W	24-16
12/24	Raiders	S	4	3	1	0.0	0.0	1	3	1	0	0	0	0	0	0	0	0	0	0	0	0	0	0	0	0	W	13-10
01/01	at Ravens	S	2	1	1	0.0	0.0	0	0	0	0	0	0	0	0	0	0	0	0	0	0	0	0	0	0	0	W	16-13
01/08	Browns	S	3	1	2	1.0	6.0	1	6	1	0	0	0	0	0	0	0	0	0	0	0	0	0	0	0	0	W	28-14
2022 TOTALS		16-16	48	25	23	1.5	10.0	7	14	11	0	0	0	0	0	0	0	0	0	0	0	0	0	0	0	0	9-8	

+ Overtime

2021 GAME-BY-GAME REGULAR-SEASON STATISTICS (BENGALS)

Table with columns: DATE, OPPONENT, P/S, TACKLES (TK, S, A, SK, YDS, TFL, YDS, QBH), INTERCEPTIONS (NO, YDS, LG, TD, PD), O. FUMB (FF, FR, TD, YDS), ST (TK, S, A, FF, FR), MISC (S, A), W/L, SCORE. Rows include games from 09/12 to 01/09 and a 2021 TOTALS row.

2020 GAME-BY-GAME REGULAR-SEASON STATISTICS (BROWNS)

Table with columns: DATE, OPPONENT, P/S, TACKLES (TK, S, A, SK, YDS, TFL, YDS, QBH), INTERCEPTIONS (NO, YDS, LG, TD, PD), O. FUMB (FF, FR, TD, YDS), ST (TK, S, A, FF, FR), MISC (S, A), W/L, SCORE. Rows include games from 09/13 to 01/03 and a 2020 TOTALS row.

2019 GAME-BY-GAME REGULAR-SEASON STATISTICS (BROWNS)

Table with columns: DATE, OPPONENT, P/S, TACKLES (TK, S, A, SK, YDS, TFL, YDS, QBH), INTERCEPTIONS (NO, YDS, LG, TD, PD), O. FUMB (FF, FR, TD, YDS), ST (TK, S, A, FF, FR), MISC (S, A), W/L, SCORE. Rows include games from 09/08 to 12/29 and a 2019 TOTALS row.

2018 GAME-BY-GAME REGULAR-SEASON STATISTICS (BROWNS)

Table with columns: DATE, OPPONENT, P/S, TACKLES (TK, S, A, SK, YDS, TFL, YDS, QBH), INTERCEPTIONS (NO, YDS, LG, TD, PD), O. FUMB (FF, FR, TD, YDS), ST (TK, S, A, FF, FR), MISC (S, A), W/L, SCORE. Rows include games from 09/09 to 12/30 and a 2018 TOTALS row.

2017 GAME-BY-GAME REGULAR-SEASON STATISTICS (BROWNS)

DATE	OPPONENT	P/S	TACKLES							INTERCEPTIONS					O. FUMB				ST				MISC		W/L	SCORE	
			TK	S	A	SK	YDS	TFL	YDS	QBH	NO	YDS	LG	TD	PD	FF	FR	TD	YDS	TK	S	A	FF	FR			S
09/10	Steelers	P	4	2	2	0.0	0.0	0	0	0	0	0	0	0	0	0	0	0	0	0	0	0	0	0	0	L	18-21
09/17	at Ravens	P	0	0	0	0.0	0.0	0	0	1	0	0	0	0	0	0	0	0	0	0	0	0	0	0	L	10-24	
09/24	at Colts	P	2	0	2	0.0	0.0	0	0	0	0	0	0	0	0	0	0	0	0	0	0	0	0	0	L	28-31	
10/01	Bengals	P	3	1	2	0.0	0.0	1	5	0	0	0	0	0	0	0	0	0	0	0	0	0	0	0	L	7-31	
10/08	Jets	P	1	1	0	0.0	0.0	0	0	1	0	0	0	0	0	0	0	0	0	0	0	0	0	0	L	14-17	
10/15	at Texans	P	1	1	0	0.0	0.0	0	0	0	0	0	0	0	0	0	0	0	0	0	0	0	0	0	L	17-33	
10/22	Titans	P	1	0	1	0.0	0.0	0	0	0	0	0	0	0	0	0	0	0	0	0	0	0	0	0	L	9-12+	
10/29	Vikings																								L	16-33	
11/12	at Lions																								L	24-38	
11/19	Jaguars	P	5	2	3	0.0	0.0	0	0	0	0	0	0	0	0	0	0	0	0	0	0	0	0	0	L	7-19	
11/26	at Bengals	P	0	0	0	0.0	0.0	0	0	0	0	0	0	0	0	0	0	0	0	0	0	0	0	0	L	16-30	
12/03	at Chargers	P	3	2	1	0.0	0.0	1	4	0	0	0	0	0	0	0	0	0	0	0	0	0	0	0	L	10-19	
12/10	Packers	S	2	1	1	0.0	0.0	0	0	0	0	0	0	0	0	0	0	0	0	0	0	0	0	0	L	21-27+	
12/17	Ravens	P	4	3	1	0.0	0.0	0	0	0	0	0	0	0	0	0	0	0	0	0	0	0	0	0	L	10-27	
12/24	at Bears	P	4	3	1	1.0	7.0	2	12	1	0	0	0	0	0	0	0	0	0	0	0	0	0	0	L	3-20	
12/31	at Steelers	P	2	1	1	0.0	0.0	0	0	0	0	0	0	0	0	0	0	0	0	0	0	0	0	0	L	24-28	
2017 TOTALS		14-1	32	17	15	1.0	7.0	4	21	3	0	0	0	0	0	0	0	0	0	0	0	0	0	0	0-16		

+ - Overtime

2023 GAME-BY-GAME POSTSEASON STATISTICS (STEELERS)

DATE	OPPONENT	P/S	TACKLES							INTERCEPTIONS					O. FUMB				ST				MISC		W/L	SCORE	
			TK	S	A	SK	YDS	TFL	YDS	QBH	NO	YDS	LG	TD	PD	FF	FR	TD	YDS	TK	S	A	FF	FR			S
01/15	at Bills	S	5	2	3	0.0	0.0	1	2	0	0	0	0	0	0	0	0	0	0	0	0	0	0	0	0	L	17-31
2023 TOTALS		1-1	5	2	3	0.0	0.0	1	2	0	0	0	0	0	0	0	0	0	0	0	0	0	0	0	0	0-1	



CORDARRELLE ^{RB/KR} PATTERSON

HEIGHT: 6-2 **HOW ACQUIRED:** FA '24
WEIGHT: 232
COLLEGE: Tennessee **BIRTHPLACE:** Rock Hill, SC
BORN: March 17, 1991



PRO CAREER

- ✦ Has played in 170 games (63 starts) over his 11-year NFL career (Minnesota 2013-16; Oakland 2017; New England 2018; Chicago 2019-20; Atlanta 2021-23)
- ✦ Four-time Pro Bowler (2013, 2016, 2019, 2020)
- ✦ Four-time Associated Press First Team All-Pro (2013, 2016, 2019, 2020)
- ✦ Two-time Associated Press First Team All-Pro (2015, 2018)
- ✦ Has returned 273 kicks for 7,989 yards (29.3 avg.) and an NFL-record nine TDs on special teams
- ✦ Has tallied 298 receptions for 2,795 yards (9.4 avg.) and 16 TDs in addition to 514 carries for 2,511 yards (4.9 avg.) and 22 rushing TDs
- ✦ His 7,989 kickoff-return yards ranks ninth in NFL history
- ✦ His 29.3 yards per kickoff return ranks third in NFL history (min. 75 career kickoff returns)
- ✦ One of only two players in NFL history with 7,500 kickoff-return yards, 2,500 yards rushing and 2,500 yards receiving (Darren Sproles)
- ✦ Made NFL debut in Week 3 of 2013 (vs. Cleveland)
- ✦ Made NFL starting debut in Week 13 of 2013 (vs. Chicago)

2023 (FALCONS)

- ✦ Played in 14 regular-season games (no starts)
- ✦ Returned seven kicks for 153 yards (21.9 avg.) and caught nine passes for 38 yards (4.2 avg.) and one TD
- ✦ Rushed for 181 yards on 50 carries (3.6 avg.)
- ✦ Rushed for a season-high 56 yards on 10 carries (5.6 avg.) in Week 7 at Tampa Bay

2022 (FALCONS)

- ✦ Played in 13 regular-season games (11 starts)
- ✦ Set single-season career highs in rushing yards (695) and rushing TDs (eight)
- ✦ Registered his ninth kickoff return for a TD, setting an NFL record in Week 11 vs. Chicago
- ✦ Earned NFC Special Teams Player of the Week in Week 11
- ✦ Rushed for a career-high 141 yards and one TD on 17 carries (8.3 avg.) in Week 3 vs. Seattle
- ✦ Rushed for 120 yards and one TD on 22 carries (5.5 avg.) in Week 1 vs. New Orleans
- ✦ Registered two rushing TDs in Week 9 vs. L.A. Chargers

2021 (FALCONS)

- ✦ Played in 16 regular-season games (13 starts)
- ✦ Registered a career-high 1,166 scrimmage yards (548 receiving, 618 rushing), five receiving TDs and six rushing TDs
- ✦ Returned 18 kickoffs for 434 yards (24.1 avg.)
- ✦ First player in franchise history to record at least five rushing TDs and five receiving TDs in a single season
- ✦ Recorded 116 scrimmage yards (82 receiving, 34 rushing) while also catching three TDs, becoming the first Falcon running back to record three TD receptions in franchise history in Week 4 vs. Washington
- ✦ With 14 rushes for 60 yards (4.3 avg.) and a TD in Week 7 vs. Dolphins, became the first player with at least 10 rushing TDs (10), 10 receiving TDs (14) and five kickoffs returned for TDs (eight) since the AFL-NFL merger in 1970
- ✦ Set then career highs for rushing yards (108) and rushing TDs in Week 12 vs. Jacksonville, becoming the first Falcon to rush for at least 100 yards and two TDs in a game since Devonta Freeman in Week 15 of 2016

2020 (BEARS)

- ✦ Played in 16 regular-season games (three starts)
- ✦ Caught 21 passes for 132 yards (6.3 avg.)
- ✦ Rushed for 232 yards on 64 carries (3.6 avg.) and one TD
- ✦ Returned 35 kickoffs for 1,017 yards (29.1 avg.) and one TD
- ✦ Headed to his second straight Pro Bowl and fourth overall after being selected twice as a member of the Minnesota Vikings in 2013 and 2016
- ✦ Led the NFL in kick return yards (1,017)
- ✦ One of five players in the NFL and two players in the NFC to have returned a kickoff for a touchdown
- ✦ Made NFL history in Week 10 vs. Minnesota after opening the second half by recording a franchise-record breaking 104-yard kickoff return, eclipsing Gale Sayers' 103-yard TD against the Steelers in 1967
- ✦ It was his eighth career kickoff return for a TD, which tied the NFL record in the Super Bowl era with Josh Cribbs and Leon Washington
- ✦ Named to the Associated Press All-Pro team as a kick returner
- ✦ Marks his sixth time being named an AP All-Pro – four-time First-Team selection (2013, 2016, 2019, 2020) and twice named Second-Team (2015, 2018)
- ✦ First Bears kick returner to earn consecutive AP honors since Devin Hester did so following the 2006-07 seasons

2019 (BEARS)

- ✦ Played in 16 regular-season games (four starts)
- ✦ Caught 11 passes for 83 yards and rushing 17 times for 103 yards (6.1 avg.), including a 46-yard run in Week 2 at Denver
- ✦ Voted to the Pro Bowl as a special teamer
- ✦ Led the league in kickoff return yards (825) and kick return average (29.5)
- ✦ Returned a kickoff 102 yards for a TD in Week 7 against New Orleans, the first kickoff return for a TD by the Bears since Chris Williams returned a kickoff 101 yards for a TD in Week 10 of 2014 at Green Bay and the first kickoff return for a TD by a Bears player at Soldier Field since Devin Hester in Week 7 of 2011 against the Vikings
- ✦ Awarded NFL Special Teams Player of the Month (November), becoming the first Bear to win award since Devin Hester in 2011

2018 (PATRIOTS)

- ✦ Played in 15 regular-season games (six starts) for the Super Bowl Champions
- ✦ Tallied 247 receiving yards on 21 grabs (11.8 avg.) with three TDs while rushing for then single-season career-best figures in both yards (228) and carries (42) while adding an additional score on the ground
- ✦ Logged the NFL's third-highest kick return average at 28.8 yards per return with 663 yards on 23 attempts with one TD

2017 (RAIDERS)

- ✦ Played in 16 regular-season games (two starts)
- ✦ Totaled 31 receptions for 309 yards (10.0) and 13 rushing attempts for 121 yards (9.3 avg.) and two TDs
- ✦ Returned 19 kickoffs for 538 yards (28.3 avg.)

2016 (VIKINGS)

- ✦ Played in 16 regular-season games (eight starts)
- ✦ Caught a career-high 52 passes for 453 yards (8.7 avg.) and two TDs
- ✦ Selected to his second-career Pro Bowl as a kick returner and was named to the Associated Press All-Pro First Team for the second time and the PFWA All NFL Team for the third time
- ✦ Rushed seven times for 43 yards (6.1 avg.)
- ✦ Returned 25 kickoffs for 792 yards (31.7 avg.) and a TD and one punt for 9 yards

2015 (VIKINGS)

- ✦ Played in 16 regular-season games (one start)
- ✦ Named to the PFWA All-NFL Team for the second time as a kick returner
- ✦ Returned 32 kickoffs for 1,019 yards (31.8 avg.) and two TDs

2014 (VIKINGS)

- ✦ Played in 16 regular-season games (seven starts)
- ✦ Posted 33 receptions for 384 yards (11.6 avg.) and one TD
- ✦ Returned 34 kickoffs for 871 yards (25.6 avg.)
- ✦ Set NFL record for the most rushing yards by a wide receiver in a single game with 102 yards on three carries (34.0 avg.) in Week 1 at St. Louis, including a 67-yard TD, the longest rushing touchdown by a wide receiver in franchise history

2013 (VIKINGS)

- ✦ Played in 16 regular-season games (six starts)
- ✦ Finished with 45 receptions for 469 yards (10.4 avg.) and four TDs and 12 rushing attempts for 158 yards (13.2 avg.) and three TDs
- ✦ Selected to his first career Pro Bowl as a kick returner and was named Associated Press All-Pro First Team
- ✦ Named to the PFWA All-NFL Team and All-Rookie Team
- ✦ Earned NFC Special Teams Player of the Month for September in his first month as a pro after returning 12 kickoffs for 406 yards (33.8 avg.) and a TD
- ✦ Named NFC Offensive Rookie of the Month for December for posting 16 receptions for 219 yards (13.7 avg.) and three TDs and totaling 10 rushing attempts for 156 yards (15.6 avg.) and three TDs
- ✦ Returned 43 kickoffs for a team record 1,393 yards (32.4 avg.) and two TDs

TRANSACTIONS

- ✦ Signed a two-year contract with Pittsburgh on Apr. 1, 2024
- ✦ Signed a two-year contract with Atlanta on March 19, 2022
- ✦ Signed a one-year contract with the Falcons on Apr. 15, 2021
- ✦ Signed a two-year contract with Chicago on March 13, 2019
- ✦ Traded from Oakland to New England, along with a sixth-round selection in the 2018 draft (#210 Braxton Berrios), in exchange for a fifth-round selection in the 2018 draft (#159 - traded)
- ✦ Signed a two-year contract with Oakland on March 13, 2017
- ✦ Signed a four-year contract with Minnesota on July 25, 2013
- ✦ Drafted by the Vikings in the first round (29th overall) of the 2013 NFL Draft

PERSONAL

- ✦ Attended Northwestern H.S. (Rock Hill, S.C.), and helped lead his team to the Class 4A Division II state title game as a senior in 2008
- ✦ Majored in communications at Tennessee

COLLEGE

- ✦ Played one season (2012) at the University of Tennessee in Knoxville after transferring from Hutchinson (Kan.) Community College
- ✦ Earned First-Team All-SEC honors as an all-purpose player after setting a school-record 1,858 all-purpose yards in 12 games (12 starts) for the Volunteers
- ✦ Became the first player to score a touchdown in four different ways in a season since 2008 (receiving, rushing, punt return, kickoff return)

REGULAR SEASON COMPARISON: RECEIVING - LOS ANGELES CHARGERS

DATE	OPP	W/L	GP/GS	REC	YDS.	AVG.	TD	LG	TGTS	YAC
9/27/15	MIN vs. SD	W	P	0	0	0	0	0	0	0
10/15/17	OAK vs. LAC	L	P	1	5	5.0	0	4	1	8
12/31/17	OAK @ LAC	L	P	1	4	4.0	0	4	1	2
10/27/19	CHI vs. LAC	L	P	2	1	0.5	0	1	2	6
11/6/22	ATL vs. LAC	L	S	1	9	9.0	0	9	1	7
TOTALS		1/4	5/1	5	19	3.8	0	9	5	23

POSTSEASON COMPARISON: RECEIVING - LOS ANGELES CHARGERS

DATE	OPP	W/L	GP/GS	REC	YDS.	AVG.	TD	LG	TGTS	YAC
1/13/19	NE vs. LAC	W	P	0	0	0	0	0	1	0
TOTALS		1/0	1/0	0	0	0	0	0	1	0

CORDARRELLE PATTERSON'S NFL REGULAR SEASON RUSHING/RECEIVING STATISTICS

DATE	TEAM	GP	GS	RECEIVING				RUSHING					
				NO.	YDS.	AVG.	LG	TD	NO.	YDS.	AVG.	LG	TD
2013	Vikings	16	6	45	469	10.4	79t	4	12	158	13.2	50t	3
2014	Vikings	16	7	33	384	11.6	28	1	10	117	11.7	67t	1
2015	Vikings	16	1	2	10	5.0	9	0	2	15	7.5	9	0
2016	Vikings	16	8	52	453	8.7	39	2	7	43	6.1	22	0
2017	Raiders	16	2	31	309	10.0	59	0	13	121	9.3	47t	2
2018	Patriots	15	5	21	247	11.8	55t	3	42	228	5.4	27	1
2019	Bears	16	4	11	83	7.5	33	0	17	103	6.1	46	0
2020	Bears	16	3	21	132	6.3	25	0	64	232	3.6	13	1
2021	Falcons	16	13	52	548	10.5	64	5	153	618	4.0	39	6
2022	Falcons	13	11	21	122	5.8	16	0	144	695	4.8	40	8
2023	Falcons	14	0	9	38	4.2	11	1	50	181	3.6	18	0
2024	Steelers	2	0	0	0	0.0	0	0	6	16	2.7	5	0
NFL TOTALS		172	60	298	2,795	9.4	79T	16	520	2,527	4.9	67T	22

CORDARRELLE PATTERSON'S NFL POSTSEASON RUSHING/RECEIVING STATISTICS

DATE	TEAM	GP	GS	RECEIVING				RUSHING					
				NO.	YDS.	AVG.	LG	TD	NO.	YDS.	AVG.	LG	TD
2015	Vikings	1	0	0	0	0.0	0	0	0	0	0.0	0	0
2018	Patriots	3	0	4	32	8.0	15	0	3	10	3.3	6	0
2020	Bears	1	0	0	0	0.0	0	0	1	2	2.0	2	0
NFL TOTALS		5	0	4	32	8.0	15	0	4	12	3.0	6	0

CORDARRELLE PATTERSON'S NFL REGULAR SEASON RETURN STATISTICS

DATE	TEAM	RET.	KICKOFF RETURNS				PUNT RETURNS					
			YDS.	AVG.	LG	TD	NO.	FC	YDS.	AVG.	LG	TD
2013	Vikings	43	1,393	32.4	109t	2	0	1	0	0.0	0	0
2014	Vikings	34	871	25.6	51	0	0	0	0	0.0	0	0
2015	Vikings	32	1,019	31.8	101t	2	0	0	0	0.0	0	0
2016	Vikings	25	792	31.7	104t	1	1	1	9	9.0	9	0
2017	Raiders	19	538	28.3	49	0	0	0	0	0.0	0	0
2018	Patriots	23	663	28.8	95t	1	0	0	0	0.0	0	0
2019	Bears	28	825	29.5	102t	1	0	0	0	0.0	0	0
2020	Bears	35	1,017	29.1	104t	1	0	0	0	0.0	0	0
2021	Falcons	18	434	24.1	32	0	0	0	0	0.0	0	0
2022	Falcons	9	284	31.6	103t	1	0	0	0	0.0	0	0
2023	Falcons	7	153	21.9	29	0	0	0	0	0.0	0	0
2024	Steelers	0	0	0.0	0	0	0	0	0	0.0	0	0
NFL TOTALS		273	7,989	29.3	109T	9	1	2	9	9.0	9	0

CORDARRELLE PATTERSON'S NFL POSTSEASON RETURN STATISTICS

DATE	TEAM	RET.	KICKOFF RETURNS				PUNT RETURNS					
			YDS.	AVG.	LG	TD	NO.	FC	YDS.	AVG.	LG	TD
2015	Vikings	3	65	21.7	34	0	0	0	0	0.0	0	0
2018	Patriots	5	141	28.2	38	0	0	0	0	0.0	0	0
2020	Bears	2	68	34.0	42	0	0	0	0	0.0	0	0
NFL TOTALS		10	274	27.4	42	0	0	0	0	0.0	0	0

SINGLE-GAME HIGHS: RUSHING/RECEIVING

Rush Attempts	22 vs. New Orleans Saints, Sep 11, 2022 17 at Seattle Seahawks, Sep 25, 2022	Kickoff Returns	5 vs. Seattle Seahawks, Dec 06, 2015 5 vs. Green Bay Packers, Oct 27, 2013 ...1 more at 5.
Rushing Yards	141 at Seattle Seahawks, Sep 25, 2022	Kickoff Return Yards	228 vs. Green Bay Packers, Oct 27, 2013 198 vs. Seattle Seahawks, Dec 06, 2015
Rushing Average	120 vs. New Orleans Saints, Sep 11, 2022 8.3 at Seattle Seahawks, Sep 25, 2022 7.7 vs. Philadelphia Eagles, Sep 12, 2021	Longest Kickoff Return	109T vs. Green Bay Packers, Oct 27, 2013 105T at Chicago Bears, Sep 15, 2013
Longest Runs	67T at St. Louis Rams, Sep 07, 2014 50T vs. Detroit Lions, Dec 29, 2013	Kickoff Return TDs	1 vs. Chicago Bears, Nov 20, 2022 1 vs. Minnesota Vikings, Nov 16, 2020 ...7 more at 1.
Rushing TDs	2 vs. Los Angeles Chargers, Nov 06, 2022 2 at Jacksonville Jaguars, Nov 28, 2021	Fair Catches	1 vs. Dallas Cowboys, Dec 01, 2016 1 vs. Philadelphia Eagles, Dec 15, 2013
Receptions	8 at Green Bay Packers, Nov 24, 2013 7 vs. New York Jets, Oct 10, 2021 ...1 more at 7.	Punt Return Yards	9 at Tennessee Titans, Sep 11, 2016
Receiving Yards	141 at Baltimore Ravens, Dec 08, 2013 126 at New Orleans Saints, Nov 07, 2021	Punt Returns	1 vs. Dallas Cowboys, Dec 01, 2016
Receiving Average	28.2 at Baltimore Ravens, Dec 08, 2013 24.3 vs. New York Giants, Dec 03, 2017	Kickoff Return Average	49.7 at Chicago Bears, Sep 15, 2013 49.0 vs. Chicago Bears, Nov 20, 2022
Longest Receptions	79T at Baltimore Ravens, Dec 08, 2013 64 at New Orleans Saints, Nov 07, 2021	Special Teams Tackles	1 vs. Philadelphia Eagles, Sep 12, 2021 1 vs. Tampa Bay Buccaneers, Oct 08, 2020 ...19 more at 1.
Receiving TDs	3 vs. Washington Football Team, Oct 03, 2021 1 at Carolina Panthers, Dec 17, 2023 ...12 more at 1.	Most TDs	3 vs. Washington Football Team, Oct 03, 2021 2 vs. Los Angeles Chargers, Nov 06, 2022 ...3 more at 2.
All-Purpose Yards	258 at Baltimore Ravens, Dec 08, 2013 254 vs. Green Bay Packers, Oct 27, 2013	Miscellaneous Tackles	1 at Carolina Panthers, Nov 10, 2022 1 vs. Miami Dolphins, Sep 30, 2018 ...1 more at 1.

SINGLE-GAME HIGHS - POSTSEASON: RUSHING/RECEIVING

Rush Attempts	2 at Los Angeles Rams, Feb 03, 2019 1 at New Orleans Saints, Jan 10, 2021 1 vs. Los Angeles Chargers, Jan 13, 2019	All-Purpose Yards	98 at Kansas City Chiefs, Jan 20, 2019 70 at New Orleans Saints, Jan 10, 2021 65 vs. Seattle Seahawks, Jan 10, 2016 59 at Los Angeles Rams, Feb 03, 2019 26 vs. Los Angeles Chargers, Jan 13, 2019
Rushing Yards	7 at Los Angeles Rams, Feb 03, 2019 3 vs. Los Angeles Chargers, Jan 13, 2019 2 at New Orleans Saints, Jan 10, 2021	Kickoff Returns	3 at Kansas City Chiefs, Jan 20, 2019 3 vs. Seattle Seahawks, Jan 10, 2016 2 at New Orleans Saints, Jan 10, 2021 1 at Los Angeles Rams, Feb 03, 2019
Longest Runs	6 at Los Angeles Rams, Feb 03, 2019 3 vs. Los Angeles Chargers, Jan 13, 2019 2 at New Orleans Saints, Jan 10, 2021 1 at Los Angeles Rams, Feb 03, 2019	Kickoff Return Yards	80 at Kansas City Chiefs, Jan 20, 2019 68 at New Orleans Saints, Jan 10, 2021 65 vs. Seattle Seahawks, Jan 10, 2016 38 at Los Angeles Rams, Feb 03, 2019 23 vs. Los Angeles Chargers, Jan 13, 2019
Receptions	2 at Los Angeles Rams, Feb 03, 2019 2 at Kansas City Chiefs, Jan 20, 2019	Longest Kickoff Return	42 at New Orleans Saints, Jan 10, 2021 38 at Los Angeles Rams, Feb 03, 2019 38 at Kansas City Chiefs, Jan 20, 2019 34 vs. Seattle Seahawks, Jan 10, 2016 26 at New Orleans Saints, Jan 10, 2021
Receiving Yards	18 at Kansas City Chiefs, Jan 20, 2019 14 at Los Angeles Rams, Feb 03, 2019	Kickoff Return Average	26.7 at Kansas City Chiefs, Jan 20, 2019 21.7 vs. Seattle Seahawks, Jan 10, 2016
Longest Receptions	15 at Kansas City Chiefs, Jan 20, 2019 9 at Los Angeles Rams, Feb 03, 2019 5 at Los Angeles Rams, Feb 03, 2019 3 at Kansas City Chiefs, Jan 20, 2019		

100-YARD RECEIVING GAMES (2): REGULAR SEASON

DATE	TEAM	NO.	YDS.	AVG.	LG	TD
12/08/13	at Ravens	5	141	28.2	79T	1
11/07/21	at Saints	6	126	21.0	64	0

100-YARD RUSHING GAMES (4): REGULAR SEASON

DATE	TEAM	ATT.	YDS.	AVG.	LG	TD
09/07/14	at Rams	3	102	34.0	67T	1
11/28/21	at Jaguars	16	108	6.8	27	2
09/11/22	SAINTS	22	120	5.5	15	1
09/25/22	at Seahawks	17	141	8.3	40	1

2024 GAME-BY-GAME REGULAR-SEASON STATISTICS (STEELERS)

DATE	OPPONENT	P/S	RECEIVING					RUSHING					W/L	SCORE
			NO.	YDS.	AVG.	LG	TD	NO.	YDS.	AVG.	LG	TD		
09/08	at Falcons	P	0	0	0.0	0	0	4	13	3.3	5	0	W	18-10
09/15	at Broncos	P	0	0	0.0	0	0	2	3	1.5	3	0	W	13-6
2024 TOTALS		2-0	0	0	0.0	0	0	6	16	2.7	5	0	2-0	

2023 GAME-BY-GAME REGULAR-SEASON STATISTICS (FALCONS)

DATE	OPPONENT	P/S	RECEIVING					RUSHING					W/L	SCORE
			NO.	YDS.	AVG.	LG	TD	NO.	YDS.	AVG.	LG	TD		
09/10	Panthers												W	24-10
09/17	Packers												W	25-24
09/24	at Lions												L	6-20
10/01	at Jaguars	P	0	0	0.0	0	0	0	0.0	0	0	0	L	7-23
10/08	Texans	P	1	7	7.0	7	0	0	0.0	0	0	0	W	21-19
10/15	Commanders	P	1	6	6.0	6	0	1	0.0	0	0	0	L	16-24
10/22	at Buccaneers	P	0	0	0.0	0	0	10	56	5.6	18	0	W	16-13
10/29	at Titans	P	0	0	0.0	0	0	2	7	3.5	4	0	L	23-28
11/05	Vikings	P	1	3	3.0	3	0	1	0	0.0	0	0	L	28-31
11/12	at Cardinals	P	2	7	3.5	5	0	3	13	4.3	6	0	L	23-25
11/26	Saints	P	0	0	0.0	0	0	8	43	5.4	12	0	W	24-15
12/03	at Jets	P	1	6	6.0	6	0	5	11	2.2	7	0	W	13-8
12/10	Buccaneers	P	0	0	0.0	0	0	3	7	2.3	6	0	L	25-29
12/17	at Panthers	P	1	2	2.0	2t	1	5	-2	-0.4	3	0	L	7-9
12/24	Colts	P	2	7	3.5	11	0	7	26	3.7	11	0	W	29-10
12/31	at Bears	P	0	0	0.0	0	0	0	0	0.0	0	0	L	17-37
01/07	at Saints	P	0	0	0.0	0	0	5	20	4.0	7	0	L	17-48
2023 TOTALS		14-0	9	38	4.2	11	1	50	181	3.6	18	0	7-10	

2022 GAME-BY-GAME REGULAR-SEASON STATISTICS (FALCONS)

DATE	OPPONENT	P/S	RECEIVING					RUSHING					W/L	SCORE
			NO.	YDS.	AVG.	LG	TD	NO.	YDS.	AVG.	LG	TD		
09/11	Saints	P	3	16	5.3	10	0	22	120	5.5	15	1	L	26-27
09/18	at Rams	S	0	0	0.0	0	0	10	41	4.1	11	0	L	27-31
09/25	at Seahawks	S	1	12	12.0	12	0	17	141	8.3	40	1	W	27-23
10/02	Browns	S	0	0	0.0	0	0	9	38	4.2	13t	1	W	23-20
10/09	at Buccaneers												L	15-21
10/16	49ers												W	28-14
10/23	at Bengals												L	17-35
10/30	Panthers												W	37-34+
11/06	Chargers	S	1	9	9.0	9	0	13	44	3.4	7	2	L	17-20
11/10	at Panthers	S	1	2	2.0	2	0	5	18	3.6	9	0	L	15-25
11/20	Bears	S	2	7	3.5	9	0	10	52	5.2	17	0	W	27-24
11/27	at Commanders	S	3	19	6.3	15	0	11	52	4.7	21	0	L	13-19
12/04	Steelers	S	0	0	0.0	0	0	11	60	5.5	22	0	L	16-19
12/18	at Saints	S	1	0	0.0	0	0	14	52	3.7	11	1	L	18-21
12/24	at Ravens	S	1	14	14.0	14	0	8	17	2.1	7	0	L	9-17
01/01	Cardinals	S	6	42	7.0	16	0	9	42	4.7	22	1	W	20-19
01/08	Buccaneers	P	2	1	0.5	4	0	5	18	3.6	8	1	W	30-17
2022 TOTALS		13-11	21	122	5.8	16	0	144	695	4.8	40	8	7-10	

+ - Overtime

2021 GAME-BY-GAME REGULAR-SEASON STATISTICS (FALCONS)

DATE	OPPONENT	P/S	RECEIVING					RUSHING					W/L	SCORE
			NO.	YDS.	AVG.	LG	TD	NO.	YDS.	AVG.	LG	TD		
09/12	Eagles	S	2	13	6.5	12	0	7	54	7.7	14	0	L	6-32
09/19	at Buccaneers	P	5	58	11.6	23	1	7	11	1.6	10t	1	L	25-48
09/26	at Giants	P	6	82	13.7	28	0	7	20	2.9	11	0	W	17-14
10/03	Football Team	S	5	82	16.4	42t	3	6	34	5.7	13	0	L	30-34
10/10	Jets	P	7	60	8.6	16	0	14	54	3.9	12	0	W	27-20
10/24	at Dolphins	S	2	1	0.5	4	0	14	60	4.3	13	1	W	30-28
10/31	Panthers	S	5	37	7.4	18	1	9	35	3.9	14	0	L	13-19
11/07	at Saints	S	6	126	21.0	64	0	9	10	1.1	4	0	W	27-25
11/14	at Cowboys	S	1	14	14.0	14	0	4	25	6.3	14	0	L	3-43
11/18	Patriots												L	0-25
11/28	at Jaguars	S	2	27	13.5	20	0	16	108	6.8	27	2	W	21-14
12/05	Buccaneers	S	3	18	6.0	6	0	13	78	6.0	39	0	L	17-30
12/12	at Panthers	S	2	1	0.5	3	0	16	58	3.6	11	1	W	29-21
12/19	at 49ers	S	2	5	2.5	5	0	11	18	1.6	4	0	L	13-31
12/26	Lions	S	1	-1	-1.0	-1	0	7	14	2.0	6t	1	W	20-16
01/02	at Bills	S	2	24	12.0	15	0	9	28	3.1	13	0	L	15-29
01/09	Saints	S	1	1	1.0	1	0	4	11	2.8	4	0	L	20-30
2021 TOTALS		16-13	52	548	10.5	64	5	153	618	4.0	39	6	7-10	

2020 GAME-BY-GAME REGULAR-SEASON STATISTICS (BEARS)

DATE	OPPONENT	P/S	RECEIVING					RUSHING					W/L	SCORE
			NO.	YDS.	AVG.	LG	TD	NO.	YDS.	AVG.	LG	TD		
09/13	at Lions	P	1	12	12.0	12	0	4	19	4.8	13	0	W	27-23
09/20	Giants	P	2	8	4.0	9	0	7	25	3.6	10	0	W	17-13
09/27	at Falcons	P	0	0	0.0	0	0	4	13	3.3	6	0	W	30-26
10/04	Colts	P	1	0	0.0	0	0	3	5	1.7	4	0	L	11-19
10/08	Buccaneers	S	3	38	12.7	25	0	3	7	2.3	3	0	W	20-19
10/18	at Panthers	P	1	8	8.0	8	0	1	1	1.0	1	0	W	23-16
10/26	at Rams	P	3	11	3.7	7	0	3	1	0.3	2	0	L	10-24
11/01	Saints	P	2	1	0.5	5	0	1	4	4.0	4	0	L	23-26+
11/08	at Titans	S	4	27	6.8	9	0	3	13	4.3	6	0	L	17-24
11/16	Vikings	S	2	19	9.5	10	0	12	30	2.5	6	0	L	13-19
11/29	at Packers	P	0	0	0.0	0	0	2	8	4.0	6	0	L	25-41
12/06	Lions	P	1	4	4.0	4	0	10	59	5.9	13	1	L	30-34
12/13	Texans	P	0	0	0.0	0	0	6	26	4.3	12	0	W	36-7
12/20	at Vikings	P	1	4	4.0	4	0	1	3	3.0	3	0	W	33-27
12/27	at Jaguars	P	0	0	0.0	0	0	0	0	0.0	0	0	W	41-17
01/03	Packers	P	0	0	0.0	0	0	4	18	4.5	7	0	L	16-35
2020 TOTALS		16-3	21	132	6.3	25	0	64	232	3.6	13	1	8-8	

+ - Overtime

2019 GAME-BY-GAME REGULAR-SEASON STATISTICS (BEARS)

DATE	OPPONENT	P/S	RECEIVING					RUSHING					W/L	SCORE
			NO.	YDS.	AVG.	LG	TD	NO.	YDS.	AVG.	LG	TD		
09/05	Packers	P	1	3	3.0	3	0	1	-2	-2.0	-2	0	L	3-10
09/15	at Broncos	S	0	0	0.0	0	0	2	50	25.0	46	0	W	16-14
09/23	at Redskins	S	1	6	6.0	6	0	4	14	3.5	7	0	W	31-15
09/29	Vikings	S	1	3	3.0	3	0	2	4	2.0	3	0	W	16-6
10/06	at Raiders	P	0	0	0.0	0	0	1	5	5.0	5	0	L	21-24
10/20	Saints	P	2	21	10.5	11	0	1	2	2.0	2	0	L	25-36
10/27	Chargers	P	2	1	0.5	1	0	1	5	5.0	5	0	L	16-17
11/03	at Eagles	P	1	5	5.0	5	0	0	0	0.0	0	0	L	14-22
11/10	Lions	P	0	0	0.0	0	0	0	0	0.0	0	0	W	20-13
11/17	at Rams	P	0	0	0.0	0	0	0	0	0.0	0	0	L	7-17
11/24	Giants	P	0	0	0.0	0	0	0	0	0.0	0	0	W	19-14
11/28	at Lions	P	0	0	0.0	0	0	0	0	0.0	0	0	W	24-20
12/05	Cowboys	P	1	33	33.0	33	0	1	-5	-5.0	-5	0	W	31-24
12/15	at Packers	S	1	6	6.0	6	0	1	0	0.0	0	0	L	13-21
12/22	Chiefs	P	1	5	5.0	5	0	1	16	16.0	16	0	L	3-26
12/29	at Vikings	P	0	0	0.0	0	0	2	14	7.0	11	0	W	21-19
2019 TOTALS		16-4	11	83	7.5	33	0	17	103	6.1	46	0	8-8	

2018 GAME-BY-GAME REGULAR-SEASON STATISTICS (PATRIOTS)

DATE	OPPONENT	P/S	RECEIVING					RUSHING					W/L	SCORE
			NO.	YDS.	AVG.	LG	TD	NO.	YDS.	AVG.	LG	TD		
09/09	Texans	S	1	6	6.0	6	0	3	13	4.3	10	0	W	27-20
09/16	at Jaguars	P	3	18	6.0	18	0	1	5	5.0	5	0	L	20-31
09/23	at Lions	P	1	12	12.0	12	0	0	0	0.0	0	0	L	10-26
09/30	Dolphins	P	3	54	18.0	55t	1	1	11	11.0	11	0	W	38-7
10/04	Colts	P	2	11	5.5	10	1	0	0	0.0	0	0	W	38-24
10/14	Chiefs	P	1	13	13.0	13	0	1	3	3.0	3	0	W	43-40
10/21	at Bears	S	0	0	0.0	0	0	1	4	4.0	4	0	W	38-31
10/29	at Bills	S	0	0	0.0	0	0	10	38	3.8	22	0	W	25-6
11/04	Packers	P	1	7	7.0	7	0	11	61	5.5	17	1	W	31-17
11/11	at Titans	S	0	0	0.0	0	0	4	11	2.8	9	0	L	10-34
11/25	at Jets	P	1	-1	-1.0	-1	0	5	10	2.0	4	0	W	27-13
12/02	Vikings	P	2	53	26.5	29	0	1	6	6.0	6	0	W	24-10
12/09	at Dolphins	S	2	51	25.5	37t	1	0	0	0.0	0	0	L	33-34
12/16	at Steelers	P	3	20	6.7	8	0	0	0	0.0	0	0	L	10-17
12/23	Bills	P	1	3	3.0	3	0	4	66	16.5	27	0	W	24-12
12/30	Jets							ON INACTIVE LIST					W	38-3
2018 TOTALS		15-5	21	247	11.8	55T	3	42	228	5.4	27	1	11-5	

2017 GAME-BY-GAME REGULAR-SEASON STATISTICS (RAIDERS)

DATE	OPPONENT	P/S	RECEIVING					RUSHING					W/L	SCORE
			NO.	YDS.	AVG.	LG	TD	NO.	YDS.	AVG.	LG	TD		
09/10	at Titans	P	1	2	2.0	2	0	1	5	5.0	5	0	W	26-16
09/17	Jets	P	1	6	6.0	6	0	3	57	19.0	43t	1	W	45-20
09/24	at Redskins	P	1	7	7.0	7	0	2	5	2.5	8	0	L	10-27
10/01	at Broncos	P	6	33	5.5	11	0	1	2	2.0	2	0	L	10-16
10/08	Ravens	P	0	0	0.0	0	0	0	0	0.0	0	0	L	17-30
10/15	Chargers	P	1	5	5.0	4	0	3	55	18.3	47t	1	L	16-17
10/19	Chiefs	P	1	9	9.0	9	0	0	0	0.0	0	0	W	31-30
10/29	at Bills	S	3	7	2.3	3	0	0	0	0.0	0	0	L	14-34
11/05	at Dolphins	P	0	0	0.0	0	0	0	0	0.0	0	0	W	27-24
11/19	Patriots	P	4	45	11.3	22	0	0	0	0.0	0	0	L	8-33
11/26	Broncos	P	3	72	24.0	54	0	0	0	0.0	0	0	W	21-14
12/03	Giants	S	4	97	24.3	59	0	2	1	0.5	1	0	W	24-17
12/10	at Chiefs	P	3	8	2.7	7	0	0	0	0.0	0	0	L	15-26
12/17	Cowboys	P	1	7	7.0	7	0	1	-4	-4.0	-4	0	L	17-20
12/25	at Eagles	P	1	7	7.0	7	0	0	0	0.0	0	0	L	10-19
12/31	at Chargers	P	1	4	4.0	4	0	0	0	0.0	0	0	L	10-30
2017 TOTALS		16-2	31	309	10.0	59	0	13	121	9.3	47T	2	6-10	

2016 GAME-BY-GAME REGULAR-SEASON STATISTICS (VIKINGS)

DATE	OPPONENT	P/S	RECEIVING					RUSHING					W/L	SCORE
			NO.	YDS.	AVG.	LG	TD	NO.	YDS.	AVG.	LG	TD		
09/11	at Titans	P	1	6	6.0	6	0	1	8	8.0	8	0	W	25-16
09/18	Packers	P	0	0	0.0	0	0	1	-2	-2.0	-2	0	W	17-14
09/25	at Panthers	S	1	8	8.0	8	0	0	0	0.0	0	0	W	22-10
10/03	Giants	P	5	38	7.6	21	0	1	2	2.0	2	0	W	24-10
10/09	Texans	S	4	39	9.8	15	1	1	7	7.0	7	0	W	31-13
10/23	at Eagles	S	7	67	9.6	15	1	0	0	0.0	0	0	L	10-21
10/31	at Bears	P	3	36	12.0	21	0	0	0	0.0	0	0	L	10-20
11/06	Lions	S	6	45	7.5	13	0	0	0	0.0	0	0	L	16-22+
11/13	at Redskins	P	3	17	5.7	9	0	0	0	0.0	0	0	L	20-26
11/20	Cardinals	S	4	53	13.3	30	0	0	0	0.0	0	0	W	30-24
11/24	at Lions	S	5	15	3.0	10	0	1	22	22.0	22	0	L	13-16
12/01	Cowboys	P	2	10	5.0	5	0	2	6	3.0	6	0	L	15-17
12/11	at Jaguars	S	3	18	6.0	11	0	0	0	0.0	0	0	W	25-16
12/18	Colts	P	5	49	9.8	19	0	0	0	0.0	0	0	L	6-34
12/24	at Packers	S	2	13	6.5	10	0	0	0	0.0	0	0	L	25-38
01/01	Bears	P	1	39	39.0	39	0	0	0	0.0	0	0	W	38-10
2016 TOTALS		16-8	52	453	8.7	39	2	7	43	6.1	22	0	8-8	

+ - Overtime

2015 GAME-BY-GAME REGULAR-SEASON STATISTICS (VIKINGS)

DATE	OPPONENT	P/S	RECEIVING					RUSHING					W/L	SCORE
			NO.	YDS.	AVG.	LG	TD	NO.	YDS.	AVG.	LG	TD		
09/14	at 49ers	P	1	1	1.0	1	0	0	0	0.0	0	0	L	3-20
09/20	Lions	P	0	0	0.0	0	0	0	0	0.0	0	0	W	26-16
09/27	Chargers	P	0	0	0.0	0	0	1	9	9.0	9	0	W	31-14
10/04	at Broncos	S	1	9	9.0	9	0	0	0	0.0	0	0	L	20-23
10/18	Chiefs	P	0	0	0.0	0	0	0	0	0.0	0	0	W	16-10
10/25	at Lions	P	0	0	0.0	0	0	0	0	0.0	0	0	W	28-19
11/01	at Bears	P	0	0	0.0	0	0	0	0	0.0	0	0	W	23-20
11/08	Rams	P	0	0	0.0	0	0	0	0	0.0	0	0	W	21-18+
11/15	at Raiders	P	0	0	0.0	0	0	1	6	6.0	6	0	W	30-14
11/22	Packers	P	0	0	0.0	0	0	0	0	0.0	0	0	L	13-30
11/29	at Falcons	P	0	0	0.0	0	0	0	0	0.0	0	0	W	20-10
12/06	Seahawks	P	0	0	0.0	0	0	0	0	0.0	0	0	L	7-38
12/10	at Cardinals	P	0	0	0.0	0	0	0	0	0.0	0	0	L	20-23
12/20	Bears	P	0	0	0.0	0	0	0	0	0.0	0	0	W	38-17
12/27	Giants	P	0	0	0.0	0	0	0	0	0.0	0	0	W	49-17
01/03	at Packers	P	0	0	0.0	0	0	0	0	0.0	0	0	W	20-13
2015 TOTALS		16-1	2	10	5.0	9	0	2	15	7.5	9	0	11-5	

+ - Overtime

2014 GAME-BY-GAME REGULAR-SEASON STATISTICS (VIKINGS)

DATE	OPPONENT	P/S	RECEIVING					RUSHING					W/L	SCORE
			NO.	YDS.	AVG.	LG	TD	NO.	YDS.	AVG.	LG	TD		
09/07	at Rams	S	3	26	8.7	13	0	3	102	34.0	67t	1	W	34-6
09/14	Patriots	S	4	56	14.0	26	0	0	0	0.0	0	0	L	7-30
09/21	at Saints	P	4	61	15.3	28	0	1	-7	-7.0	-7	0	L	9-20
09/28	Falcons	S	2	38	19.0	22	0	0	0	0.0	0	0	W	41-28
10/02	at Packers	S	2	8	4.0	6	0	0	0	0.0	0	0	L	10-42
10/12	Lions	S	2	15	7.5	9	0	1	2	2.0	2	0	L	3-17
10/19	at Bills	P	2	9	4.5	5	1	1	3	3.0	3	0	L	16-17
10/26	at Buccaneers	S	6	86	14.3	28	0	1	10	10.0	10	0	W	19-13+
11/02	Redskins	S	1	9	9.0	9	0	0	0	0.0	0	0	W	29-26
11/16	at Bears	P	2	24	12.0	17	0	1	3	3.0	3	0	L	13-21
11/23	Packers	P	2	18	9.0	10	0	0	0	0.0	0	0	L	21-24
11/30	Panthers	P	0	0	0.0	0	0	0	0	0.0	0	0	W	31-13
12/07	Jets	P	0	0	0.0	0	0	1	6	6.0	6	0	W	30-24+
12/14	at Lions	P	2	16	8.0	9	0	0	0	0.0	0	0	L	14-16
12/21	at Dolphins	P	1	18	18.0	18	0	1	-2	-2.0	-2	0	L	35-37
12/28	Bears	P	0	0	0.0	0	0	0	0	0.0	0	0	W	13-9
2014 TOTALS		16-7	33	384	11.6	28	1	10	117	11.7	67T	1	7-9	

+ - Overtime

2013 GAME-BY-GAME REGULAR-SEASON STATISTICS (VIKINGS)

DATE	OPPONENT	P/S	RECEIVING					RUSHING					W/L/T	SCORE
			NO.	YDS.	AVG.	LG	TD	NO.	YDS.	AVG.	LG	TD		
09/08	at Lions	P	1	10	10.0	10	0	0	0	0.0	0	0	L	24-34
09/15	at Bears	P	2	14	7.0	14	0	0	0	0.0	0	0	L	30-31
09/22	Browns	P	2	49	24.5	37	0	1	0	0.0	0	0	L	27-31
09/29	Steelers	P	1	9	9.0	9	0	0	0	0.0	0	0	W	34-27
10/13	Panthers	P	2	3	1.5	5	0	0	0	0.0	0	0	L	10-35
10/21	at Giants	P	3	22	7.3	15	0	1	2	2.0	2	0	L	7-23
10/27	Packers	P	2	26	13.0	17	0	0	0	0.0	0	0	L	31-44
11/03	at Cowboys	P	3	13	4.3	5	0	0	0	0.0	0	0	L	23-27
11/07	Redskins	P	2	22	11.0	20	1	0	0	0.0	0	0	W	34-27
11/17	at Seahawks	S	3	28	9.3	15	0	0	0	0.0	0	0	L	20-41
11/24	at Packers	P	8	54	6.8	21	0	0	0	0.0	0	0	T	26-26+
12/01	Bears	S	1	4	4.0	4	0	2	27	13.5	33t	1	W	23-20+
12/08	at Ravens	S	5	141	28.2	79t	1	1	6	6.0	6	0	L	26-29
12/15	Eagles	S	5	35	7.0	11	1	2	15	7.5	12	0	W	48-30
12/22	at Bengals	S	3	8	2.7	11	0	3	54	18.0	35t	1	L	14-42
12/29	Lions	S	2	31	15.5	23	1	2	54	27.0	50t	1	W	14-13
2013 TOTALS		16-6	45	469	10.4	79T	4	12	158	13.2	50T	3	5-10-1	

+ - Overtime

2020 GAME-BY-GAME POSTSEASON STATISTICS (BEARS)

DATE	OPPONENT	P/S	RECEIVING					RUSHING					W/L	SCORE
			NO.	YDS.	AVG.	LG	TD	NO.	YDS.	AVG.	LG	TD		
01/10	at Saints	P	0	0	0.0	0	0	1	2	2.0	2	0	L	9-21
2020 TOTALS		1-0	0	0	0.0	0	0	1	2	2.0	2	0	0-1	

2018 GAME-BY-GAME POSTSEASON STATISTICS (PATRIOTS)

DATE	OPPONENT	P/S	RECEIVING					RUSHING					W/L	SCORE
			NO.	YDS.	AVG.	LG	TD	NO.	YDS.	AVG.	LG	TD		
01/13	Chargers	P	0	0	0.0	0	0	1	3	3.0	3	0	W	41-28
01/20	at Chiefs	P	2	18	9.0	15	0	0	0	0.0	0	0	W	37-31+
02/03	at Rams	P	2	14	7.0	9	0	2	7	3.5	6	0	W	13-3
2018 TOTALS		3-0	4	32	8.0	15	0	3	10	3.3	6	0	3-0	

+ - Overtime

2015 GAME-BY-GAME POSTSEASON STATISTICS (VIKINGS)

DATE	OPPONENT	P/S	RECEIVING					RUSHING					W/L	SCORE
			NO.	YDS.	AVG.	LG	TD	NO.	YDS.	AVG.	LG	TD		
01/10	Seahawks	P	0	0	0.0	0	0	0	0	0.0	0	0	L	9-10
2015 TOTALS		1-0	0	0	0.0	0	0	0	0	0.0	0	0	0-1	



GEORGE^{WR}
PICKENS

HEIGHT: 6-3
WEIGHT: 200
COLLEGE: Georgia
BORN: March 4, 2001

HOW ACQUIRED: 02'22
NFL EXPERIENCE: 3rd year
BIRTHPLACE: Hoover, AL



PRO CAREER

- ✦ Has played in 34 regular-season games (28 starts) over two-year NFL career (Pittsburgh 2022-23)
- ✦ Has registered 115 receptions for 1,941 yards (16.9 avg.) and nine TDs
- ✦ Has rushed six times for 42 yards (7.0 avg.) and one TD
- ✦ His six 100-yard receiving games in 2023 are tied for the third-most by a Steelers player in their first two seasons in the NFL
- ✦ First wideout in franchise history to have multiple TD receptions of at least 66 yards in the same game (Week 16 of 2023 vs. Cincinnati)
- ✦ His 86-yard TD reception vs. Cincinnati in Week 16 of 2023 was the longest TD catch by the Steelers since JuJu Smith-Schuster had a 97-yard TD in Week 8 of 2017 at Detroit
- ✦ His 86-yard TD reception was the longest play from scrimmage in the NFL in 2023
- ✦ Led the NFL with three TD receptions of at least 65 yards in 2023
- ✦ His 48.8 yards/catch vs. Cincinnati in Week 16 of 2023 is the best in franchise history (min. four receptions) – previous record was 43.4 yards/catch by Theo Bell in Week 13 of 1980 vs. Miami
- ✦ His 48.8 yards/catch vs. Cincinnati in Week 16 of 2023 is the best in the NFL (min. four receptions) since Philadelphia's DeSean Jackson had four receptions for 210 yards (52.5 avg.) in Week 14 of 2010 at Dallas
- ✦ His 48.8 yards/catch vs. Cincinnati in Week 16 of 2023 is the third-best since the 1970 AFL-NFL merger (min. four receptions)
- ✦ His 802 receiving yards are the fifth-most in a season by a rookie in franchise history
- ✦ His 52 receptions are the seventh-most in a season by a rookie in franchise history
- ✦ Made NFL debut in Week 1 of 2022 (at Cincinnati)
- ✦ Made NFL starting debut in Week 1 of 2022 (at Cincinnati)

2023 (STEELERS)

- ✦ Played in 17 regular-season games (16 starts)
- ✦ Caught 63 passes for 1,140 yards (18.1 avg.) and five TDs
- ✦ His 18.1 yards/reception was the second-best in the NFL (min. two receptions/game)
- ✦ His 18.1 yards/reception was tied for the fourth-best in franchise history since 2000 (min. two receptions/game)
- ✦ Registered five 100-yard receiving games
- ✦ His five 100-yard receiving games are tied for the eighth-most in single-season franchise history
- ✦ Connected with QB Mason Rudolph on the Steelers' second offensive play of the game for an 86-yard TD pass vs. Cincinnati in Week 16
- ✦ The TD reception was the longest of his career, longest pass play of the season for the Steelers and longest since Week 12 of 2018 at Denver when Ben Roethlisberger connected with JuJu Smith-Schuster for a 97-yard TD
- ✦ Recorded a career-best and team-high 195 receiving yards and two TDs on four receptions in Week 16 vs. Cincinnati
- ✦ His 195 yards receiving vs. Cincinnati in Week 16 was the most by a Steelers wideout since Antonio Brown had 213 in Week 14 of 2017 vs. Baltimore
- ✦ First wideout to have multiple TD receptions of at least 66 yards in the same game in franchise history
- ✦ His 86-yard TD reception vs. Cincinnati in Week 16 was the longest TD catch by the Steelers since JuJu Smith-Schuster had a 97-yard TD in Week 8 of 2017 at Detroit
- ✦ Led the NFL with three TD receptions of at least 65 yards
- ✦ His 48.8 yards/catch vs. Cincinnati in Week 16 of 2023 is the best in franchise history (min. four receptions) – previous record was 43.4 yards/catch by Theo Bell in Week 13 of 1980 vs. Miami
- ✦ His 48.8 yards/catch vs. Cincinnati in Week 16 of 2023 is the best in the NFL (min. four receptions) since Philadelphia's DeSean Jackson had four receptions for 210 yards (52.5 avg.) in Week 14 of 2010 at Dallas
- ✦ His 48.8 yards/catch vs. Cincinnati in Week 16 of 2023 is the third-best since the 1970 AFL-NFL merger (min. four receptions)
- ✦ Sixth wide receiver in the NFL to register multiple 60+ yard TD receptions in the same game since 2006 (Tyree Hill, Week 13 of 2023, Gabe Davis, Week 5 of 2022, Ja'Marr Chase, Week 17 of 2022, Odell Beckham Jr., Week 6 of 2016 and Lee Evans, Week 11 of 2006)
- ✦ First wide receiver in franchise history to register at least 195 yards and two receiving TDs in a game since Antonio Brown in Week 3 of 2013 vs. Chicago (196 yards and two TD)
- ✦ Caught seven passes for 131 yards (18.7 avg.), including a 37-yard grab, in Week 17 at Seattle
- ✦ First Steelers wideout with back-to-back 100-yard receiving games since Dontae Johnson in Week 10 (vs. Cincinnati) and Week 11 (at Jacksonville) of 2020
- ✦ His 326 receiving yards in Weeks 16 and 17 (195 vs. Cincinnati; 131 at Seattle) is the fourth-most in a two-game span in franchise history
- ✦ Caught three passes for 58 yards, including a 43-yard reception, in Week 12 at Cincinnati
- ✦ Caught five passes for 107 yards, including a 31-yard reception, in Week 7 at L.A. Rams
- ✦ Connected with QB Mitch Trubisky for a 22-yard TD pass in Week 8 vs. Jacksonville
- ✦ Recorded 100-yard receiving games in consecutive games (Week 5 vs. Baltimore and Week 7 at L.A. Rams)
- ✦ Connected with QB Kenny Pickett for a 41-yard TD pass that gave the Steelers a 14-10 lead with 1:17 left in the fourth quarter in Week 5 vs. Baltimore
- ✦ Caught career-high tying six passes for 130 yards (21.7 avg.) and one TD in Week 5 vs. Baltimore
- ✦ Caught four passes for 127 yards (31.8 avg.) and one TD in the Week 2 victory over Cleveland
- ✦ Connected with QB Kenny Pickett for a 71-yard TD pass that gave the Steelers a 16-11 lead with 6:16 left in the second quarter

2022 (STEELERS)

- ✦ Played in 17 regular-season games (12 starts)
- ✦ Ranked third-best on the team in receptions (52), second in receiving yards (801) and first in receiving touchdowns (four)
- ✦ Ranked second in the League among rookies in yards per reception (15.4; min. 25 receptions), tied for third in receiving touchdowns and fourth in receptions and receiving yards
- ✦ Added on three rushes for 24 yards and one touchdown
- ✦ One of seven rookie wide receivers to register a 100-yard receiving game this season
- ✦ Made 16 catches on 20-plus yard throws, nine more 20-plus yard catches than any other rookie
- ✦ Led all rookies in contest catches with 19
- ✦ Notched his first 100-yard receiving game in just his fourth game in the League in Week 4 vs. N.Y. Jets, setting career-highs in receptions (six) and receiving yards (102)
- ✦ His 100-yard performance in Week 4 was the first by a Steelers wideout since Diontae Johnson in 2021 vs. Baltimore (12/5/21), the first by a Steelers rookie since Najee Harris in 2021 vs. Cincinnati (9/26/21) and the only 100-yard performance by a Steelers wideout during the 2022 season
- ✦ Led the team in receptions (six) and receiving yards (83) in Week 5 at Buffalo
- ✦ Registered the first receiving touchdown of his career in Week 7 at Miami on a seven-yard pass from QB Kenny Pickett
- ✦ Punched in his first rushing touchdown on a one-yard run in Week 10 vs. New Orleans, also adding a career-long 22-yard run
- ✦ Led the receiving corps with 83 yards and a touchdown in Week 11 vs. Cincinnati
- ✦ Hauled in a season-long 42-yard reception in Week 14 vs. Baltimore, finishing the day with three receptions for 78 yards
- ✦ Caught a 14-yard touchdown with 46 seconds remaining the fourth quarter to give the Steelers a 13-10 victory in Week 16 vs. Las Vegas
- ✦ The 14-yard TD catch from QB Kenny Pickett marked only the fourth instance in the Super Bowl era of a rookie WR catching a game-winning TD from a rookie QB in the final two minutes of regulation
- ✦ Registered a 31-yard touchdown in Week 18 vs. Cleveland, his longest touchdown of the season, to finish with 72 yards on three receptions

TRANSACTIONS

- ✦ Signed a four-year contract with the Steelers on May 13, 2022
- ✦ Drafted by the Pittsburgh Steelers in the 2nd round (52nd overall) in the 2022 NFL Draft

PERSONAL

- ✦ Selected to play for Team Flash at the 2019 Under Armour All-American Game, snagging four receptions for 55 yards
- ✦ 247sports.com five-star prospect, #24 prospect nationally, #4 wide receiver nationally, #1 prospect in Alabama
- ✦ ESPN.com four-star prospect, #6 WR nationally, #54 prospect nationally, #5 prospect in Alabama
- ✦ Rivals.com five-star prospect, #7 prospect nationally, #2 WR nationally, #1 prospect in Alabama
- ✦ Listed at No. 14 on the USA Today Chosen 25 for the nation's top overall prospects
- ✦ Honored as a finalist for the 2018 Alabama Sports Writers Association Class 7A Player of the Year Award
- ✦ Named to the 2018 All-USA Alabama First Team offense by the USA Today
- ✦ Helped the Buccaneers to a 9-4 record, the Region 3-7A title and the semifinals of the 2018 AHSAA Class 7A playoffs
- ✦ Finished his senior season with 69 catches for 1,368 yards and 16 TDs to go along with a KO return TD
- ✦ Named to AL.com's 2018 Super All-State Team and the All-Birmingham First Team offense
- ✦ Competed in the 2018 Alabama-Mississippi All-Star Game, earning Alabama MVP honors after catching nine passes for 155 yards and two TDs
- ✦ Named to the 2018 MaxPreps All-American Second Team offense
- ✦ Tabbed at No. 6 on AL.com's 2018 Preseason A-List
- ✦ Part of the Buccaneers' teams that won back-to-back AHSAA Class 7A State titles in 2017 (11-3) and 2016 (12-2)
- ✦ As a junior in 2017, he caught 46 passes for 735 yards and five TDs, while adding two punt returns for scores
- ✦ Named to AL.com's 2017 All-Birmingham Team as an athlete, as well as Class 7A First Team All-State offense by the ASWA, All-USA Alabama First Team offense by the USA Today and AL.com All-State Team Honorable Mention
- ✦ Competed at the Nike's The Opening Regional camp in Atlanta in July 2017
- ✦ Recipient of the A.J. Green Family Football Scholarship
- ✦ Younger brother Chris Humes played collegiately at Arkansas State and professionally for the CFL's Winnipeg Bombers.

COLLEGE

- ✦ Played in 26 games in his three-year Georgia career (missed much of the 2021 season after suffering a knee injury in late March)
- ✦ Registered 90 receptions for 1,347 yards with 14 touchdowns
- ✦ Pre-season All-American 2nd team pick by Walter Camp (2021)
- ✦ Second-team pre-season All-SEC as voted by the league's 14 head coach (2021)
- ✦ Started in all eight games in which he played (2020)
- ✦ Tied with K. Jackson for team receiving honors with 36 catches for 513 yards and a team-high six TDs (2020)
- ✦ Caught seven passes for 135 yards, including a then-career-long 51-yarder, in Chick-fil-A Peach Bowl win over Cincinnati (2020)
- ✦ Season-high eight receptions for 87 yards and a TD vs. Mississippi State (2020)
- ✦ Caught a pair of TD passes in win at Missouri, including a key score with :37 left before halftime (2020)
- ✦ Team-high five receptions for 53 yards vs. Alabama (2020)
- ✦ Caught four passes for 47 yards and the team's first TD of 2020, a 19-yarder, in Georgia's win at Arkansas
- ✦ Named to the pre-season watch list for the Fred Biletnikoff Award (nation's top WR) (2020)
- ✦ Named Pre-Season All-SEC Second Team, as selected by the media covering the league (2020)
- ✦ Coaches' Freshman All-SEC Team (2019)
- ✦ Co-winner of Offensive Newcomer of the Year award, given at team's post-season awards gala (2019)
- ✦ Played in all 14 games, earning his first start vs. Kentucky (2019)
- ✦ Started in Sugar Bowl win over Baylor (2019)
- ✦ Finished season with 49 catches for 727 yards, both team highs (2019)
- ✦ Led the Bulldogs in TD catches with eight (2019)
- ✦ Had 12 catches for 175 yards and a TD in the Sugar Bowl, earning MVP honors (2019)
- ✦ His 12 grabs tied a UGA bowl record and were the most by a Bulldog receiver in 17 seasons (2019)
- ✦ Two of his five catches vs. Missouri went for scores (25 & 18 yards) (2019)
- ✦ First TD catch was a second-quarter score, from 15 yards out, vs. Murray State (2019)
- ✦ Season highs of seven catches and 98 yards both came vs. South Carolina (2019)
- ✦ Team-high four catches for 35 yards vs. Kentucky (2019)

GEORGE PICKENS' NFL REGULAR SEASON RUSHING/RECEIVING STATISTICS

DATE	TEAM	GP	GS	RECEIVING					RUSHING				
				NO.	YDS.	AVG.	LG	TD	NO.	YDS.	AVG.	LG	TD
2022	Steelers	17	12	52	801	15.4	42	4	3	24	8.0	22	1
2023	Steelers	17	16	63	1,140	18.1	86t	5	3	18	6.0	16	0
2024	Steelers	2	2	8	114	14.3	40	0	1	-10	-10.0	-10	0
NFL TOTALS		36	30	123	2,055	16.7	86T	9	7	32	4.6	22	1

GEORGE PICKENS' NFL POSTSEASON RUSHING/RECEIVING STATISTICS

DATE	TEAM	GP	GS	RECEIVING					RUSHING				
				NO.	YDS.	AVG.	LG	TD	NO.	YDS.	AVG.	LG	TD
2023	Steelers	1	1	5	50	10.0	19	0	1	15	15.0	15	0
NFL TOTALS		1	1	5	50	10.0	19	0	1	15	15.0	15	0

GEORGE PICKENS' NFL REGULAR SEASON RETURN STATISTICS

DATE	TEAM	KICKOFF RETURNS					PUNT RETURNS					
		RET.	YDS.	AVG.	LG	TD	NO.	FC	YDS.	AVG.	LG	TD
2022	Steelers	0	0	0.0	0	0	0	0	0	0.0	0	0
2023	Steelers	1	7	7.0	7	0	0	0	0	0.0	0	0
2024	Steelers	0	0	0.0	0	0	0	0	0	0.0	0	0
NFL TOTALS		1	7	7.0	7	0	0	0	0	0.0	0	0

GEORGE PICKENS' NFL POSTSEASON RETURN STATISTICS

DATE	TEAM	KICKOFF RETURNS					PUNT RETURNS					
		RET.	YDS.	AVG.	LG	TD	NO.	FC	YDS.	AVG.	LG	TD
2023	Steelers	0	0	0.0	0	0	0	0	0	0.0	0	0
NFL TOTALS		0	0	0.0	0	0	0	0	0	0.0	0	0

SINGLE-GAME HIGHS: RUSHING/RECEIVING

- Rush Attempts 2 vs. New Orleans Saints, Nov 13, 2022
1 at Baltimore Ravens, Jan 06, 2024
...3 more at 1.
- Rushing Yards 23 vs. New Orleans Saints, Nov 13, 2022
16 vs. Baltimore Ravens, Oct 08, 2023
- Longest Runs 22 vs. New Orleans Saints, Nov 13, 2022
16 vs. Baltimore Ravens, Oct 08, 2023
- Rushing TDs 1 vs. New Orleans Saints, Nov 13, 2022
- Receptions 7 at Seattle Seahawks, Dec 31, 2023
6 at Atlanta Falcons, Sep 08, 2024
...4 more at 6.
- Receiving Yards 195 vs. Cincinnati Bengals, Dec 23, 2023
131 at Seattle Seahawks, Dec 31, 2023
- Receiving Average 48.8 vs. Cincinnati Bengals, Dec 23, 2023
31.8 vs. Cleveland Browns, Sep 18, 2023
- Longest Receptions 86t vs. Cincinnati Bengals, Dec 23, 2023
71t vs. Cleveland Browns, Sep 18, 2023
- Receiving TDs 2 vs. Cincinnati Bengals, Dec 23, 2023
1 vs. Jacksonville Jaguars, Oct 29, 2023
...6 more at 1.
- All-Purpose Yards 195 vs. Cincinnati Bengals, Dec 23, 2023
146 vs. Baltimore Ravens, Oct 08, 2023
- Kickoff Returns 1 at Cincinnati Bengals, Nov 26, 2023
- Kickoff Return Yards 7 at Cincinnati Bengals, Nov 26, 2023
- Longest Kickoff Return 7 at Cincinnati Bengals, Nov 26, 2023
- Most TDs 2 vs. Cincinnati Bengals, Dec 23, 2023
1 vs. Jacksonville Jaguars, Oct 29, 2023
...7 more at 1.
- Miscellaneous Tackles 1 vs. New England Patriots, Sep 18, 2022

SINGLE-GAME HIGHS - POSTSEASON: RUSHING/RECEIVING

- Rush Attempts 1 at Buffalo Bills, Jan 15, 2024
- Rushing Yards 15 at Buffalo Bills, Jan 15, 2024
- Longest Runs 15 at Buffalo Bills, Jan 15, 2024
- Receptions 5 at Buffalo Bills, Jan 15, 2024
- Receiving Yards 50 at Buffalo Bills, Jan 15, 2024
- Receiving Average 10.0 at Buffalo Bills, Jan 15, 2024
- Longest Receptions 19 at Buffalo Bills, Jan 15, 2024
13 at Buffalo Bills, Jan 15, 2024
8 at Buffalo Bills, Jan 15, 2024
5 at Buffalo Bills, Jan 15, 2024
5 at Buffalo Bills, Jan 15, 2024
5 at Buffalo Bills, Jan 15, 2024
65 at Buffalo Bills, Jan 15, 2024
- All-Purpose Yards 65 at Buffalo Bills, Jan 15, 2024

100-YARD RECEIVING GAMES (6): REGULAR SEASON

DATE	TEAM	NO.	YDS.	AVG.	LG	TD
10/02/22	JETS	6	102	17.0	27	0
09/18/23	BROWNS	4	127	31.8	71t	1
10/08/23	RAVENS	6	130	21.7	41t	1
10/22/23	at Rams	5	107	21.4	31	0
12/23/23	BENGALS	4	195	48.8	86t	2
12/31/23	at Seahawks	7	131	18.7	37	0

2024 GAME-BY-GAME REGULAR-SEASON STATISTICS (STEELERS)

DATE	OPPONENT	P/S	RECEIVING					RUSHING					W/L	SCORE
			NO.	YDS.	AVG.	LG	TD	NO.	YDS.	AVG.	LG	TD		
09/08	at Falcons	S	6	85	14.2	40	0	1	-10	-10.0	-10	0	W	18-10
09/15	at Broncos	S	2	29	14.5	16	0	0	0	0.0	0	0	W	13-6
2024 TOTALS		2-2	8	114	14.3	40	0	1	-10	-10.0	-10	0	2-0	

2023 GAME-BY-GAME REGULAR-SEASON STATISTICS (STEELERS)

DATE	OPPONENT	P/S	RECEIVING					RUSHING					W/L	SCORE
			NO.	YDS.	AVG.	LG	TD	NO.	YDS.	AVG.	LG	TD		
09/10	49ers	S	5	36	7.2	9	0	0	0	0.0	0	0	L	7-30
09/18	Browns	S	4	127	31.8	71t	1	0	0	0.0	0	0	W	26-22
09/24	at Raiders	S	4	75	18.8	32	0	0	0	0.0	0	0	W	23-18
10/01	at Texans	S	3	25	8.3	17	0	0	0	0.0	0	0	L	6-30
10/08	Ravens	S	6	130	21.7	41t	1	1	16	16.0	16	0	W	17-10
10/22	at Rams	S	5	107	21.4	31	0	0	0	0.0	0	0	W	24-17
10/29	Jaguars	S	1	22	22.0	22t	1	0	0	0.0	0	0	L	10-20
11/02	Titans	S	2	-1	-0.5	2	0	0	0	0.0	0	0	W	20-16
11/12	Packers	S	3	45	15.0	28	0	0	0	0.0	0	0	W	23-19
11/19	at Browns	S	4	38	9.5	14	0	1	-1	-1.0	-1	0	L	10-13
11/26	at Bengals	S	3	58	19.3	43	0	0	0	0.0	0	0	W	16-10
12/03	Cardinals	S	4	86	21.5	38	0	0	0	0.0	0	0	L	10-24
12/07	Patriots	S	5	19	3.8	7	0	0	0	0.0	0	0	L	18-21
12/16	at Colts	S	3	47	15.7	17	0	0	0	0.0	0	0	L	13-30
12/23	Bengals	S	4	195	48.8	86t	2	0	0	0.0	0	0	W	34-11
12/31	at Seahawks	P	7	131	18.7	37	0	0	0	0.0	0	0	W	30-23
01/06	at Ravens	S	0	0	0.0	0	0	1	3	3.0	3	0	W	17-10
2023 TOTALS		17-16	63	1,140	18.1	86T	5	3	18	6.0	16	0	10-7	

2022 GAME-BY-GAME REGULAR-SEASON STATISTICS (STEELERS)

DATE	OPPONENT	P/S	RECEIVING					RUSHING					W/L	SCORE
			NO.	YDS.	AVG.	LG	TD	NO.	YDS.	AVG.	LG	TD		
09/11	at Bengals	S	1	3	3.0	3	0	0	0	0.0	0	0	W	23-20+
09/18	Patriots	P	1	23	23.0	23	0	0	0	0.0	0	0	L	14-17
09/22	at Browns	P	3	39	13.0	36	0	0	0	0.0	0	0	L	17-29
10/02	Jets	S	6	102	17.0	27	0	0	0	0.0	0	0	L	20-24
10/09	at Bills	P	6	83	13.8	29	0	0	0	0.0	0	0	L	3-38
10/16	Buccaneers	S	3	27	9.0	14	0	1	1	1.0	1	0	W	20-18
10/23	at Dolphins	P	6	61	10.2	30	1	0	0	0.0	0	0	L	10-16
10/30	at Eagles	S	0	0	0.0	0	0	0	0	0.0	0	0	L	13-35
11/13	Saints	S	3	32	10.7	14	0	2	23	11.5	22	1	W	20-10
11/20	Bengals	S	4	83	20.8	33	1	0	0	0.0	0	0	L	30-37
11/28	at Colts	P	3	57	19.0	35	0	0	0	0.0	0	0	W	24-17
12/04	at Falcons	S	1	2	2.0	2	0	0	0	0.0	0	0	W	19-16
12/11	Ravens	S	3	78	26.0	42	0	0	0	0.0	0	0	L	14-16
12/18	at Panthers	S	2	53	26.5	38	0	0	0	0.0	0	0	W	24-16
12/24	Raiders	S	5	57	11.4	25	1	0	0	0.0	0	0	W	13-10
01/01	at Ravens	S	2	29	14.5	15	0	0	0	0.0	0	0	W	16-13
01/08	Browns	S	3	72	24.0	31t	1	0	0	0.0	0	0	W	28-14
2022 TOTALS		17-12	52	801	15.4	42	4	3	24	8.0	22	1	9-8	

+ - Overtime

2023 GAME-BY-GAME POSTSEASON STATISTICS (STEELERS)

DATE	OPPONENT	P/S	RECEIVING					RUSHING					W/L	SCORE
			NO.	YDS.	AVG.	LG	TD	NO.	YDS.	AVG.	LG	TD		
01/15	at Bills	S	5	50	10.0	19	0	1	15	15.0	15	0	L	17-31
2023 TOTALS		1-1	5	50	10.0	19	0	1	15	15.0	15	0	0-1	



JOEY CB
PORTER JR.

HEIGHT: 6-2
WEIGHT: 193
COLLEGE: Penn State
BORN: July 26, 2000

HOW ACQUIRED: 02a '23
NFL EXPERIENCE: 2nd year
BIRTHPLACE: Bakersfield, CA



PRO CAREER

- ✦ Has played in 17 regular-season games (11 starts) over his one-year NFL career (Steelers 2023)
- ✦ Has registered 42 tackles (32 solo), 10 passes defended, one interception and one tackle for loss
- ✦ Made NFL debut in Week 1 of 2023 (vs. San Francisco)
- ✦ Made NFL starting debut in Week 8 of 2023 (vs. Jacksonville)
- ✦ Selected to the 2023 Pro Football Writers of America (PFWA) All-Rookie team
- ✦ Captured the Joe Greene Great Performance Award, presented to the team's top rookie
- ✦ Finalist for Associated Press NFL Defensive Rookie of the Year

2023 (STEELERS)

- ✦ Played in 17 regular-season games (11 starts)
- ✦ Registered 42 tackles (32 solo), 10 passes defended, one interception and one tackle for loss
- ✦ Selected to the 2023 Pro Football Writers of America (PFWA) All-Rookie team
- ✦ Captured the Joe Greene Great Performance Award, presented to the team's top rookie
- ✦ Finalist for Associated Press NFL Defensive Rookie of the Year
- ✦ Registered a 47.6% completion percentage on targets and 70.1 allowed passer rating
- ✦ His 47.6% completion percentage on targets and 70.1 allowed passer rating were the League's best among qualifying rookies (min. 60 targets)
- ✦ His 47.6% completion percentage on targets was the second-best among all players in the NFL in 2023

TRANSACTIONS

- ✦ Signed a four-year contract with Pittsburgh on July 26, 2023
- ✦ Drafted by the Steelers in the second round (32nd overall) of the 2023 NFL Draft

PERSONAL

- ✦ Full name is Joey Eugene Porter Jr.
- ✦ Son of Christy and Joey Porter Sr.
- ✦ Has two brothers, Jacob and Willie, and two sisters, Jayla and Jasmine
- ✦ Father, Joey Sr., was the outside linebackers coach for the NFL's Pittsburgh Steelers (2015-18)
- ✦ Father played football at Colorado State (1995-99) and played 13 seasons for the NFL's Pittsburgh Steelers, Miami Dolphins and Arizona Cardinals
- ✦ Cousin, Jason Gildon, played football at Oklahoma State (1990-94) and played 10 years for the Steelers and one season for the Jacksonville Jaguars
- ✦ Cousin, Larry Birdine Jr., played football at Oklahoma State and three seasons in the NFL
- ✦ Cousin, Sheldon Croney Jr., currently plays football at Iowa State
- ✦ Hobbies include playing video games
- ✦ Has volunteered feeding the homeless and at special needs activity day
- ✦ Plans to take over his mother's business, The Jasmine Nyree Day Center, working with autistic children after his NFL career

COLLEGE

- ✦ Appeared in 35 games (31 starts) at Penn State (2019-22)
- ✦ Recorded 94 tackles (87 solo), two tackles for loss, 1.0 sack, one interception, 20 pass breakups, one forced fumble and one fumble recovery
- ✦ Registered school-record six pass breakups at Purdue in 2022, which tied a then-Big Ten record for a single game with Michigan's Jourdan Lewis (vs. Michigan State, 2015) and Minnesota's Michael Carter (vs. Purdue, 2012)
- ✦ The six breakups were tied for the second-most in an FBS game this in '22
- ✦ Named 2022 All-American second team by the AFCA, Associated Press, FWAA, Walter Camp Football Foundation and CBS Sports
- ✦ Named 2022 All-Big Ten first team by the coaches and media
- ✦ Tabbed 2022 Associated Press All-Big Ten first team
- ✦ Named 2022 Pro Football Focus All-Big Ten second team
- ✦ Earned the team's 2022 Most Valuable Defensive Player
- ✦ 2022 Jim Thorpe Award, Chuck Bednarik Award and Lott IMPACT Trophy semifinalist
- ✦ Earned the 2022 Bednarik Award National Player of the Week (Sept. 6)
- ✦ Named 2021 All-Big Ten third team by the coaches and honorable mention by the media
- ✦ Earned 2021 All-Big Ten third team honors from the media and honorable mention from the coaches
- ✦ Named Big Ten Freshman of the Week (Dec. 7)
- ✦ Targeted 14 times in 2022 season opener vs. Purdue (had school-record 6 PBUs)
- ✦ Targeted only 16 times over final nine games (with 5 PBUs) in 2022
- ✦ Led Power 5 with a 40.0 forced incompleteness percentage

JOEY PORTER JR.'S NFL REGULAR SEASON DEFENSIVE STATISTICS

DATE	TEAM	GP	GS	TK	S	TACKLES				QBH	NO	INTERCEPTIONS				O. FUMB				ST				MISC						
						A	TFL	YDS	SK			YDS	NO	YDS	LG	TD	PD	FF	FR	TD	YDS	TK	S	A	FF	FR	S	A		
2023	Steelers	17	11	42	32	10	1	5	0.0	0.0	0	1	0	0	0	10	0	0	0	1	0	1	0	0	0	0	0	0	0	0
2024	Steelers	2	2	5	3	2	0	0	0.0	0.0	0	0	0	0	1	0	0	0	0	0	0	0	0	0	0	0	0	0	0	0
NFL TOTALS		19	13	47	35	12	1	5	0.0	0.0	0	1	0	0	11	0	0	0	1	0	1	0	0	0	0	0	0	0	0	0

JOEY PORTER JR.'S NFL POSTSEASON DEFENSIVE STATISTICS

DATE	TEAM	GP	GS	TACKLES							INTERCEPTIONS							O. FUMB			ST			MISC		
				TK	S	A	SK	YDS	TFL	YDS	QBH	NO	YDS	LG	TD	PD	FF	FR	TD	YDS	TK	S	A	FF	FR	S
2023	Steelers	1	1	2	2	0	0	0	0.0	0.0	0	0	0	0	0	0	0	0	0	0	0	0	0	0	0	0
NFL TOTALS		1	1	2	2	0	0	0	0.0	0.0	0	0	0	0	0	0	0	0	0	0	0	0	0	0	0	

SINGLE-GAME HIGHS: DEFENSIVE

- Total Tackles: 6 at Cleveland Browns, Nov 19, 2023
5 vs. Jacksonville Jaguars, Oct 29, 2023
- Solo Tackles: 5 at Cleveland Browns, Nov 19, 2023
4 vs. New England Patriots, Dec 07, 2023
...1 more at 4.
- Passes Defensed: 1 at Seattle Seahawks, Dec 31, 2023
1 vs. Cincinnati Bengals, Dec 23, 2023
...8 more at 1.
- Tackles For Loss: 1 vs. Green Bay Packers, Nov 12, 2023
- Interceptions: 1 vs. Baltimore Ravens, Oct 08, 2023

SINGLE-GAME HIGHS - POSTSEASON: DEFENSIVE

- Total Tackles: 2 at Buffalo Bills, Jan 15, 2024
- Solo Tackles: 2 at Buffalo Bills, Jan 15, 2024

2024 GAME-BY-GAME REGULAR-SEASON STATISTICS (STEELERS)

DATE	OPPONENT	P/S	TACKLES							INTERCEPTIONS							O. FUMB			ST			MISC		W/L	SCORE	
			TK	S	A	SK	YDS	TFL	YDS	QBH	NO	YDS	LG	TD	PD	FF	FR	TD	YDS	TK	S	A	FF	FR			S
09/08	at Falcons	S	3	2	1	0.0	0.0	0	0	0	0	0	0	0	0	0	0	0	0	0	0	0	0	0	0	W	18-10
09/15	at Broncos	S	2	1	1	0.0	0.0	0	0	0	0	0	0	1	0	0	0	0	0	0	0	0	0	0	0	W	13-6
2024 TOTALS		2-2	5	3	2	0.0	0.0	0	0	0	0	0	0	1	0	0	0	0	0	0	0	0	0	0	0	2-0	

2023 GAME-BY-GAME REGULAR-SEASON STATISTICS (STEELERS)

DATE	OPPONENT	P/S	TACKLES							INTERCEPTIONS							O. FUMB			ST			MISC		W/L	SCORE	
			TK	S	A	SK	YDS	TFL	YDS	QBH	NO	YDS	LG	TD	PD	FF	FR	TD	YDS	TK	S	A	FF	FR			S
09/10	49ers	P	1	1	0	0.0	0.0	0	0	0	0	0	0	0	0	0	0	0	0	0	0	0	0	0	0	L	7-30
09/18	Browns	P	0	0	0	0.0	0.0	0	0	0	0	0	0	1	0	0	0	0	0	0	0	0	0	0	0	W	26-22
09/24	at Raiders	P	2	2	0	0.0	0.0	0	0	0	0	0	0	0	0	0	0	0	0	0	0	0	0	0	0	W	23-18
10/01	at Texans	P	0	0	0	0.0	0.0	0	0	0	0	0	0	0	0	0	0	0	1	0	1	0	0	0	0	L	6-30
10/08	Ravens	P	3	2	2	0.0	0.0	0	0	0	1	0	0	0	1	0	0	0	0	0	0	0	0	0	0	W	17-10
10/22	at Rams	P	3	2	1	0.0	0.0	0	0	0	0	0	0	1	0	0	0	0	0	0	0	0	0	0	0	W	24-17
10/29	Jaguars	S	5	4	1	0.0	0.0	0	0	0	0	0	0	0	0	0	0	0	0	0	0	0	0	0	0	L	10-20
11/02	Titans	S	3	3	0	0.0	0.0	0	0	0	0	0	0	1	0	0	0	0	0	0	0	0	0	0	0	W	20-16
11/12	Packers	S	4	3	1	0.0	0.0	1	5	0	0	0	0	0	0	0	0	0	0	0	0	0	0	0	0	W	23-19
11/19	at Browns	S	6	5	1	0.0	0.0	0	0	0	0	0	0	1	0	0	0	0	0	0	0	0	0	0	0	L	10-13
11/26	at Bengals	S	2	1	1	0.0	0.0	0	0	0	0	0	0	1	0	0	0	0	0	0	0	0	0	0	0	W	16-10
12/03	Cardinals	S	4	2	2	0.0	0.0	0	0	0	0	0	0	0	0	0	0	0	0	0	0	0	0	0	0	L	10-24
12/07	Patriots	S	4	4	0	0.0	0.0	0	0	0	0	0	0	1	0	0	0	0	0	0	0	0	0	0	0	L	18-21
12/16	at Colts	S	3	2	1	0.0	0.0	0	0	0	0	0	0	1	0	0	0	0	0	0	0	0	0	0	0	L	13-30
12/23	Bengals	S	2	2	0	0.0	0.0	0	0	0	0	0	0	1	0	0	0	0	0	0	0	0	0	0	0	W	34-11
12/31	at Seahawks	S	1	1	0	0.0	0.0	0	0	0	0	0	0	1	0	0	0	0	0	0	0	0	0	0	0	W	30-23
01/06	at Ravens	S	0	0	0	0.0	0.0	0	0	0	0	0	0	0	0	0	0	0	0	0	0	0	0	0	0	W	17-10
2023 TOTALS		17-11	42	32	10	0.0	0.0	1	5	0	1	0	0	10	0	0	0	0	1	0	1	0	0	0	0	10-7	

2023 GAME-BY-GAME POSTSEASON STATISTICS (STEELERS)

DATE	OPPONENT	P/S	TACKLES							INTERCEPTIONS							O. FUMB			ST			MISC		W/L	SCORE	
			TK	S	A	SK	YDS	TFL	YDS	QBH	NO	YDS	LG	TD	PD	FF	FR	TD	YDS	TK	S	A	FF	FR			S
01/15	at Bills	S	2	2	0	0.0	0.0	0	0	0	0	0	0	0	0	0	0	0	0	0	0	0	0	0	0	L	17-31
2023 TOTALS		1-1	2	2	0	0.0	0.0	0	0	0	0	0	0	0	0	0	0	0	0	0	0	0	0	0	0	0-1	



MYCOLE^{TE}
PRUITT

HEIGHT: 6-2
WEIGHT: 258
COLLEGE: Southern Illinois
BORN: March 24, 1992

HOW ACQUIRED: FA '24
NFL EXPERIENCE: 8th year
BIRTHPLACE: South Bend, IN



PRO CAREER

- ✦ Has played in 109 regular-season games (39 starts) over his nine-year NFL career (Minnesota 2015-16; Chicago 2016; Houston 2017; Tennessee 2018-21; Atlanta 2022-23)
- ✦ Has registered 71 receptions for 748 yards (10.5 avg.) and 12 TDs
- ✦ Made NFL debut in Week 1 of 2015 (at San Francisco)
- ✦ Made NFL starting debut in Week 10 of 2015 (at Oakland)

2023 (FALCONS)

- ✦ Played in all 17 regular-season games (eight starts)
- ✦ Caught nine passes for 110 yards (12.2 avg.) and one receiving TD
- ✦ Recorded a 20-yard TD reception in Week 13 at N.Y. Jets

2022 (FALCONS)

- ✦ Played in 13 regular-season games (four starts)
- ✦ Set career highs for receptions (16), receiving yards (150) and TD receptions (four)
- ✦ Led the NFL in receiving TDs per target (min. 20 targets), scoring TDs on 19.0 percent of his targets
- ✦ Recorded TD receptions in Week 6 vs. San Francisco, Week 12 at Washington, Week 13 vs. Pittsburgh and Week 18 vs. Tampa Bay

2021 (TITANS)

- ✦ Played in 16 regular-season games (nine starts)
- ✦ Set then career highs for receptions (14), receiving yards (145) and TD receptions (three)
- ✦ Recorded TD receptions in Week 5 at Jacksonville, Week 7 vs. Kansas City and Week 10 vs. New Orleans

2020 (TITANS)

- ✦ Played in 11 regular-season games (four starts)
- ✦ Caught five passes for 49 yards (9.8 avg.) and two TDs
- ✦ Recorded TD receptions in Week 1 at Denver and Week 13 vs. Cleveland

2019 (TITANS)

- ✦ Played in 16 regular-season games (10 starts)
- ✦ Caught six passes for 90 yards (15.0 avg.) and one TD

2018 (TITANS)

- ✦ Played in 15 regular-season games (one start)
- ✦ Caught nine passes for 102 yards (11.3 avg.) and one TD

2017 (TEXANS)

- ✦ Played in one regular-season games (no starts)

2016 (BEARS/VIKINGS)

- ✦ Played in four regular-season games (no starts)

2015 (VIKINGS)

- ✦ Played in 16 regular-season games (three starts)
- ✦ Caught 10 passes for 89 yards (8.9 avg.)

TRANSACTIONS

- ✦ Signed a one-year contract with Pittsburgh on Apr. 5, 2024
- ✦ Signed a one-year contract with Atlanta on July 25, 2023
- ✦ Signed to the Falcons active roster on Oct. 18, 2022
- ✦ Signed to the Atlanta practice squad on Aug. 31, 2022
- ✦ Released by the Falcons on Aug. 30, 2022
- ✦ Signed by Atlanta on Aug. 8, 2022
- ✦ Signed to the Tennessee active roster on Sept. 11, 2021
- ✦ Signed to the Titans practice squad on Sept. 3, 2021
- ✦ Released by San Francisco on Aug. 31, 2021
- ✦ Signed a one-year contract with 49ers on June 2, 2021
- ✦ Signed a one-year contract with Tennessee on March 24, 2020
- ✦ Signed to the Titans active roster on Sept. 10, 2018
- ✦ Signed to the Houston practice squad on Sept. 4, 2018
- ✦ Released by the Texans on Sept. 2, 2018
- ✦ Signed to the Houston active roster on Dec. 5, 2017
- ✦ Signed to the Texans practice squad on Sept. 16, 2017
- ✦ Released from the Buffalo practice squad on Sept. 14, 2017
- ✦ Signed to the Bills practice squad on Sept. 4, 2017
- ✦ Released by Chicago on Sept. 2, 2017
- ✦ Signed to the Bears active roster on Dec. 13, 2016
- ✦ Signed to the Minnesota practice squad on Nov. 10, 2016
- ✦ Released by the Vikings on Nov. 8, 2016
- ✦ Selected by the Minnesota Vikings in the fifth round (143rd overall) of the 2015 NFL Draft

PERSONAL

- ✦ Attended Kirkwood H.S. (Kirkwood, Mo.)
- ✦ Named all-conference three times as a defensive end and as a tight end as a senior
- ✦ Played volleyball, track and field and basketball in high school, leading his basketball team to a 2008-09 district title

COMMUNITY

- ✦ Participated in Hometown Huddle where the entire team volunteered and cleaned Anderson Park in Atlanta

COLLEGE

- ✦ Played four seasons at Southern Illinois University (2011-14)
- ✦ Named the best tight end in the history of the Missouri Valley Football Conference as part of the conference's 30-year anniversary
- ✦ Finished his career as the Missouri Valley Football Conference's all-time leader in career receptions (211), receiving yards (2,601) and receiving TDs (25) among tight ends
- ✦ Named a consensus First-Team All-American following the 2013 and 2014 seasons
- ✦ Twice named the CFPA's FCS Tight End of the Year (2013, 2014)
- ✦ Holds the Southern Illinois career record for receptions with 221
- ✦ Holds the Southern Illinois single-season record for receptions with 81

REGULAR SEASON COMPARISON: RECEIVING - LOS ANGELES CHARGERS

DATE	OPP	W/L	GP/GS	REC	YDS.	AVG.	TD	LG	TGTS	YAC
9/27/15	MIN vs. SD	W	P	0	0	0	0	0	2	0
10/21/18	TEN @ LAC	L	P	0	0	0	0	0	0	0
10/20/19	TEN vs. LAC	W	S	0	0	0	0	0	0	0
11/6/22	ATL vs. LAC	L	P	1	6	6.0	0	6	1	1
TOTALS		2/2	4/1	1	6	6.0	0	6	3	1

MYCOLE PRUITT'S NFL REGULAR SEASON RUSHING/RECEIVING STATISTICS

DATE	TEAM	GP	GS	RECEIVING					RUSHING				
				NO.	YDS.	AVG.	LG	TD	NO.	YDS.	AVG.	LG	TD
2015	Vikings	16	3	10	89	8.9	32	0	0	0	0.0	0	0
2016	Vikings	2	0	1	7	7.0	7	0	0	0	0.0	0	0
Went from Minnesota to Chicago.													
2016	Bears	2	0	1	6	6.0	6	0	0	0	0.0	0	0
2016	TOTAL	4	0	2	13	6.5	7	0	0	0	0.0	0	0
2017	Bills	0	0	0	0	0.0	0	0	0	0	0.0	0	0
Went from Buffalo to Houston.													
2017	Texans	1	0	0	0	0.0	0	0	0	0	0.0	0	0
2017	TOTAL	1	0	0	0	0.0	0	0	0	0	0.0	0	0
2018	Texans	0	0	0	0	0.0	0	0	0	0	0.0	0	0
Went from Houston to Tennessee.													
2018	Titans	15	1	9	102	11.3	27	1	0	0	0.0	0	0
2018	TOTAL	15	1	9	102	11.3	27	1	0	0	0.0	0	0
2019	Titans	16	10	6	90	15.0	42	1	0	0	0.0	0	0
2020	Titans	11	4	5	49	9.8	22†	2	0	0	0.0	0	0
2021	49ers	0	0	0	0	0.0	0	0	0	0	0.0	0	0
Went from San Francisco to Tennessee.													
2021	Titans	15	8	14	145	10.4	22	3	0	0	0.0	0	0
2021	TOTAL	15	8	14	145	10.4	22	3	0	0	0.0	0	0
2022	Falcons	13	4	16	150	9.4	29	4	0	0	0.0	0	0
2023	Falcons	17	8	9	110	12.2	22	1	0	0	0.0	0	0
2024	Steelers	2	2	1	9	9.0	9	0	0	0	0.0	0	0
NFL TOTALS		110	40	72	757	10.5	42	12	0	0	0.0	0	0

MYCOLE PRUITT'S NFL POSTSEASON RUSHING/RECEIVING STATISTICS

DATE	TEAM	GP	GS	RECEIVING					RUSHING				
				NO.	YDS.	AVG.	LG	TD	NO.	YDS.	AVG.	LG	TD
2015	Vikings	1	1	2	22	11.0	18	0	0	0	0.0	0	0
2019	Titans	3	1	4	28	7.0	15	0	0	0	0.0	0	0
2020	Titans	1	0	0	0	0.0	0	0	0	0	0.0	0	0
2021	Titans	0	0	0	0	0.0	0	0	0	0	0.0	0	0
NFL TOTALS		5	2	6	50	8.3	18	0	0	0	0.0	0	0

MYCOLE PRUITT'S NFL REGULAR SEASON RETURN STATISTICS

DATE	TEAM	RET.	KICKOFF RETURNS					PUNT RETURNS				
			YDS.	AVG.	LG	TD	NO.	FC	YDS.	AVG.	LG	TD
2015	Vikings	1	12	12.0	12	0	0	0	0	0.0	0	0
2016	Vikings	0	0	0.0	0	0	0	0	0	0.0	0	0
2016	Bears	0	0	0.0	0	0	0	0	0	0.0	0	0
2016	TOTAL	0	0	0.0	0	0	0	0	0	0.0	0	0
2017	Bills	0	0	0.0	0	0	0	0	0	0.0	0	0
Went from Minnesota to Chicago .												
2017	Texans	0	0	0.0	0	0	0	0	0	0.0	0	0
2017	TOTAL	0	0	0.0	0	0	0	0	0	0.0	0	0
2018	Texans	0	0	0.0	0	0	0	0	0	0.0	0	0
Went from Buffalo to Houston .												
2018	Titans	0	0	0.0	0	0	0	0	0	0.0	0	0
2018	TOTAL	0	0	0.0	0	0	0	0	0	0.0	0	0
2019	Titans	0	0	0.0	0	0	0	0	0	0.0	0	0
2020	Titans	0	0	0.0	0	0	0	0	0	0.0	0	0
2021	49ers	0	0	0.0	0	0	0	0	0	0.0	0	0
Went from Houston to Tennessee .												
2021	Titans	0	0	0.0	0	0	0	0	0	0.0	0	0
2021	TOTAL	0	0	0.0	0	0	0	0	0	0.0	0	0
2022	Falcons	0	0	0.0	0	0	0	0	0	0.0	0	0
2023	Falcons	0	0	0.0	0	0	0	0	0	0.0	0	0
2024	Steelers	0	0	0.0	0	0	0	0	0	0.0	0	0
NFL TOTALS		1	12	12.0	12	0	0	0	0	0.0	0	0

MYCOLE PRUITT'S NFL POSTSEASON RETURN STATISTICS

DATE	TEAM	RET.	KICKOFF RETURNS					PUNT RETURNS				
			YDS.	AVG.	LG	TD	NO.	FC	YDS.	AVG.	LG	TD
2015	Vikings	0	0	0.0	0	0	0	0	0	0.0	0	0
2019	Titans	0	0	0.0	0	0	0	0	0	0.0	0	0
2020	Titans	0	0	0.0	0	0	0	0	0	0.0	0	0
2021	Titans	0	0	0.0	0	0	0	0	0	0.0	0	0
NFL TOTALS		0	0	0.0	0	0	0	0	0	0.0	0	0

SINGLE-GAME HIGHS: RUSHING/RECEIVING

Receptions	4 vs. Arizona Cardinals, Jan 01, 2023 3 vs. Tampa Bay Buccaneers, Jan 08, 2023 ...1 more at 3.	Kickoff Returns	1 at Oakland Raiders, Nov 15, 2015
Receiving Yards	49 vs. Arizona Cardinals, Jan 01, 2023 43 at Seattle Seahawks, Sep 19, 2021	Kickoff Return Yards	12 at Oakland Raiders, Nov 15, 2015
Receiving Average	14.3 at Seattle Seahawks, Sep 19, 2021 12.3 vs. Arizona Cardinals, Jan 01, 2023	Longest Kickoff Return	12 at Oakland Raiders, Nov 15, 2015
Longest Receptions	42 at Oakland Raiders, Dec 08, 2019 32 at Arizona Cardinals, Dec 10, 2015	Special Teams Tackles	1 at New York Jets, Oct 03, 2021 1 at Carolina Panthers, Nov 03, 2019 ...4 more at 1.
Receiving TDs	1 at New York Jets, Dec 03, 2023 1 vs. Tampa Bay Buccaneers, Jan 08, 2023 ...10 more at 1.	Most TDs	2 vs. Cleveland Browns, Dec 06, 2020 1 at New York Jets, Dec 03, 2023 ...10 more at 1.
All-Purpose Yards	49 vs. Arizona Cardinals, Jan 01, 2023 43 at Seattle Seahawks, Sep 19, 2021	Longest Own Fumble Return	3 vs. Cleveland Browns, Dec 06, 2020

SINGLE-GAME HIGHS - POSTSEASON: RECEIVING

Receptions	2 at New England Patriots, Jan 04, 2020 2 vs. Seattle Seahawks, Jan 10, 2016 1 at Kansas City Chiefs, Jan 19, 2020 1 at Baltimore Ravens, Jan 11, 2020	Longest Receptions	18 vs. Seattle Seahawks, Jan 10, 2016 15 at Baltimore Ravens, Jan 11, 2020 9 at Kansas City Chiefs, Jan 19, 2020 4 at New England Patriots, Jan 04, 2020
Receiving Yards	22 vs. Seattle Seahawks, Jan 10, 2016 15 at Baltimore Ravens, Jan 11, 2020 9 at Kansas City Chiefs, Jan 19, 2020 4 at New England Patriots, Jan 04, 2020	All-Purpose Yards	22 vs. Seattle Seahawks, Jan 10, 2016 15 at Baltimore Ravens, Jan 11, 2020 9 at Kansas City Chiefs, Jan 19, 2020 4 at New England Patriots, Jan 04, 2020

2024 GAME-BY-GAME REGULAR-SEASON STATISTICS (STEELERS)

DATE	OPPONENT	P/S	RECEIVING					RUSHING					W/L	SCORE
			NO.	YDS.	AVG.	LG	TD	NO.	YDS.	AVG.	LG	TD		
09/08	at Falcons	S	1	9	9.0	9	0	0	0	0.0	0	0	W	18-10
09/15	at Broncos	S	0	0	0.0	0	0	0	0	0.0	0	0	W	13-6
2024 TOTALS		2-2	1	9	9.0	9	0	0	0	0.0	0	0	2-0	

2023 GAME-BY-GAME REGULAR-SEASON STATISTICS (FALCONS)

DATE	OPPONENT	P/S	RECEIVING					RUSHING					W/L	SCORE
			NO.	YDS.	AVG.	LG	TD	NO.	YDS.	AVG.	LG	TD		
09/10	Panthers	S	0	0	0.0	0	0	0	0	0.0	0	0	W	24-10
09/17	Packers	P	0	0	0.0	0	0	0	0	0.0	0	0	W	25-24
09/24	at Lions	S	1	10	10.0	10	0	0	0	0.0	0	0	L	6-20
10/01	at Jaguars	S	0	0	0.0	0	0	0	0	0.0	0	0	L	7-23
10/08	Texans	S	1	22	22.0	22	0	0	0	0.0	0	0	W	21-19
10/15	Commanders	S	1	9	9.0	9	0	0	0	0.0	0	0	L	16-24
10/22	at Buccaneers	P	0	0	0.0	0	0	0	0	0.0	0	0	W	16-13
10/29	at Titans	P	1	3	3.0	3	0	0	0	0.0	0	0	L	23-28
11/05	Vikings	S	0	0	0.0	0	0	0	0	0.0	0	0	L	28-31
11/12	at Cardinals	S	0	0	0.0	0	0	0	0	0.0	0	0	L	23-25
11/26	Saints	P	0	0	0.0	0	0	0	0	0.0	0	0	W	24-15
12/03	at Jets	S	1	20	20.0	20t	1	0	0	0.0	0	0	W	13-8
12/10	Buccaneers	P	2	15	7.5	11	0	0	0	0.0	0	0	L	25-29
12/17	at Panthers	P	0	0	0.0	0	0	0	0	0.0	0	0	L	7-9
12/24	Colts	P	0	0	0.0	0	0	0	0	0.0	0	0	W	29-10
12/31	at Bears	P	1	14	14.0	14	0	0	0	0.0	0	0	L	17-37
01/07	at Saints	P	1	17	17.0	17	0	0	0	0.0	0	0	L	17-48
2023 TOTALS		17-8	9	110	12.2	22	1	0	0	0.0	0	0	7-10	

2022 GAME-BY-GAME REGULAR-SEASON STATISTICS (FALCONS)

DATE	OPPONENT	P/S	RECEIVING					RUSHING					W/L	SCORE
			NO.	YDS.	AVG.	LG	TD	NO.	YDS.	AVG.	LG	TD		
09/11	Saints												L	26-27
09/18	at Rams												L	27-31
09/25	at Seahawks												W	27-23
10/02	Browns												W	23-20
10/09	at Buccaneers												L	15-21
10/16	49ers	P	1	2	2.0	2t	1	0	0	0.0	0	0	W	28-14
10/23	at Bengals	S	0	0	0.0	0	0	0	0	0.0	0	0	L	17-35
10/30	Panthers	P	0	0	0.0	0	0	0	0	0.0	0	0	W	37-34+
11/06	Chargers	P	1	6	6.0	6	0	0	0	0.0	0	0	L	17-20
11/10	at Panthers	P	1	6	6.0	6	0	0	0	0.0	0	0	L	15-25
11/20	Bears	P	1	17	17.0	17	0	0	0	0.0	0	0	W	27-24
11/27	at Commanders	S	2	9	4.5	5	1	0	0	0.0	0	0	L	13-19
12/04	Steelers	S	1	7	7.0	7t	1	0	0	0.0	0	0	L	16-19
12/18	at Saints	S	2	20	10.0	14	0	0	0	0.0	0	0	L	18-21
12/24	at Ravens	P	0	0	0.0	0	0	0	0	0.0	0	0	L	9-17
01/01	Cardinals	P	4	49	12.3	25	0	0	0	0.0	0	0	W	20-19
01/08	Buccaneers	P	3	34	11.3	29	1	0	0	0.0	0	0	W	30-17
2022 TOTALS		12-4	16	150	9.4	29	4	0	0	0.0	0	0	7-10	

+ - Overtime

2021 GAME-BY-GAME REGULAR-SEASON STATISTICS (49ERS/TITANS)

DATE	OPPONENT	P/S	RECEIVING					RUSHING					W/L	SCORE
			NO.	YDS.	AVG.	LG	TD	NO.	YDS.	AVG.	LG	TD		
09/12	at Lions							DID NOT PLAY					W	41-33
09/19	at Seahawks	P	3	43	14.3	22	0	0	0	0.0	0	0	W	33-30+
09/26	Colts	P	1	7	7.0	7	0	0	0	0.0	0	0	W	25-16
10/03	at Jets	S	1	14	14.0	14	0	0	0	0.0	0	0	L	24-27+
10/10	at Jaguars	P	1	14	14.0	14t	1	0	0	0.0	0	0	W	37-19
10/18	Bills	P	0	0	0.0	0	0	0	0	0.0	0	0	W	34-31
10/24	Chiefs	P	2	27	13.5	22	1	0	0	0.0	0	0	W	27-3
10/31	at Colts	S	2	22	11.0	14	0	0	0	0.0	0	0	W	34-31+
11/07	at Rams	S	0	0	0.0	0	0	0	0	0.0	0	0	W	28-16
11/14	Saints	S	1	2	2.0	2t	1	0	0	0.0	0	0	W	23-21
11/21	Texans	S	0	0	0.0	0	0	0	0	0.0	0	0	L	13-22
11/28	at Patriots	P	1	10	10.0	10	0	0	0	0.0	0	0	L	13-36
12/12	Jaguars	P	1	5	5.0	5	0	0	0	0.0	0	0	W	20-0
12/19	at Steelers	S	1	1	1.0	1	0	0	0	0.0	0	0	L	13-19
12/23	49ers	S	0	0	0.0	0	0	0	0	0.0	0	0	W	20-17
01/02	Dolphins	S	0	0	0.0	0	0	0	0	0.0	0	0	W	34-3
01/09	at Texans							INJURED RESERVE					W	28-25
2021 TOTALS		15-8	14	145	10.4	22	3	0	0	0.0	0	0	13-4	

+ - Overtime

2019 GAME-BY-GAME POSTSEASON STATISTICS (TITANS)

DATE	OPPONENT	P/S	RECEIVING					RUSHING					W/L	SCORE
			NO.	YDS.	AVG.	LG	TD	NO.	YDS.	AVG.	LG	TD		
01/04	at Patriots	P	2	4	2.0	4	0	0	0	0.0	0	0	W	20-13
01/11	at Ravens	S	1	15	15.0	15	0	0	0	0.0	0	0	W	28-12
01/19	at Chiefs	P	1	9	9.0	9	0	0	0	0.0	0	0	L	24-35
2019 TOTALS		3-1	4	28	7.0	15	0	0	0	0.0	0	0	2-1	

2015 GAME-BY-GAME POSTSEASON STATISTICS (VIKINGS)

DATE	OPPONENT	P/S	RECEIVING					RUSHING					W/L	SCORE
			NO.	YDS.	AVG.	LG	TD	NO.	YDS.	AVG.	LG	TD		
01/10	Seahawks	S	2	22	11.0	18	0	0	0	0.0	0	0	L	9-10
2015 TOTALS		1-1	2	22	11.0	18	0	0	0	0.0	0	0	0-1	



PATRICK LB
QUEEN

HEIGHT: 6-0
WEIGHT: 230
COLLEGE: LSU
BORN: August 13, 1999

HOW ACQUIRED: FA '24
NFL EXPERIENCE: 5th year
BIRTHPLACE: Ventress, LA



PRO CAREER

- ✦ Has played in 67 games (67 starts) in his five-year career with Baltimore (2020-23) and Pittsburgh (2024)
- ✦ Has registered 453 tackles (296 solo), 37 tackles for loss, 33 quarterback hits, 13.5 sacks, 15 passes defended, five forced fumbles, six fumble recoveries and four interceptions
- ✦ Has played in five postseason games (four starts) and registered 23 tackles (19 solo), two quarterback hits and one tackle for loss
- ✦ Earned first-career Pro Bowl nod and second-team All-Pro honors in 2023
- ✦ Only player in the NFL with at least 450 tackles, 30 tackles for loss, 15 passes defended, 10.0 sacks, six fumble recoveries, five forced fumbles and four interceptions since entering the League in 2020
- ✦ One of four active players in the NFL with at least 450 tackles, 30 tackles for loss, 15 passes defended, 10.0 sacks, six fumble recoveries, five forced fumbles and four interceptions (Harrison Smith, C.J. Mosley and Tyrann Mathieu)
- ✦ Ranks 14th in tackles, t-15th in tackles for loss and t-11th in interceptions among active linebackers since entering the League in 2020
- ✦ Has eclipsed 100+ tackles and nine tackles for loss three different times (2020, 2022, 2023)
- ✦ Named Associated Press Defensive Rookie of the Year in 2020
- ✦ Made NFL debut and starting debut in Week 1 of 2020 (vs. Cleveland)

HONORS

- ✦ Associated Press second-team All-Pro (2023)
- ✦ Pro Bowler (2023)
- ✦ Ravens "Media Good Guy," as voted on by local media (2022)
- ✦ PFWA All-Rookie Team (2020)
- ✦ AFC Defensive Player of the Week (Week 5, 2020)

2023 (RAVENS)

- ✦ Started all 17 regular-season games, registering a career-high 133 tackles, nine tackles for loss, 3.5 sacks, six QB hits, one interception, one forced fumble, one fumble recovery and six passes defended, en route to his first-career Pro Bowl nod and second-team All-Pro honors
- ✦ Teamed up with ILB Roquan Smith (158) to become the first duo in Ravens history to post 130+ tackles each in a season
- ✦ Helped the Baltimore defense become the first unit in NFL history to lead the league in scoring (16.5), sacks (60) and takeaways (31)
- ✦ Recorded eight tackles (seven solo) and one QB hits in the AFC Championship vs. Kansas City, helping hold the Chiefs to just 98 total yards and zero points in the second half
- ✦ Posted seven tackles (two solo), one interception (21-yard return) and one pass defended in the 33-19 victory in Week 16 at San Francisco
- ✦ Recorded a team-high 11 tackles (nine solo) in the 34-20 win in Week 11 vs. Cincinnati, helping the defense hold the Bengals to 2-of-11 (18.2%) on third down
- ✦ Registered a team-high equaling 11 tackles (nine solo), including one tackle for loss, in the 31-24 victory in Week 8 at Arizona
- ✦ Recorded an 11-yard sack on fourth down – forcing a turnover on downs and ending Houston's opening possession – as well as 11 tackles (three solo), one QB hit, one tackle for loss and one pass defended in the 25-9 season-opening victory
- ✦ Permitted just one rushing first down, while limiting the Texans to 7-of-18 (38.9%) on third down and 1-of-4 (25%) on fourth down

2022 (RAVENS)

- ✦ Started all 17 regular-season games, registering then-career highs in tackles (117) – also a team-high – sacks (5.0), QB hits (14), interceptions (two) and passes defended (six), while adding one forced fumble and one fumble recovery
- ✦ Joined Ray Lewis (eight times) and C.J. Mosley (three times) as the only Ravens defenders to record multiple seasons with at least 100 tackles, one forced fumble and one fumble recovery (also in 2020)
- ✦ Helped Baltimore's defense rank in the Top 5 in four categories: No. 3 in points allowed per game (18.5), No. 3 in defensive red zone TD% (46.4), No. 3 in rushing yards per game (92.1) and No. 4 in third-down efficiency (34.9%)
- ✦ Became NFL's first defender to post a least 5.0 sacks, one interception, one forced fumble and one fumble recovery this season
- ✦ Recorded a game- and season-high 12 tackles (nine solo), including one tackle for loss and a half-sack, in the 13-3 win in Week 11 vs. Carolina
- ✦ Baltimore's defense permitted season lows in points (three), total yards (205), rushing yards (36) and yards per play (3.8), while registering 4.0 sacks and three takeaways (two interceptions and one fumble recovery)
- ✦ Registered a season-high 11 tackles (seven solo) and three tackles for loss, including 1.0 sack, helping limit the Browns to 2-of-11 (18.2%) on third down in the 23-20 win in Week 7
- ✦ Recorded five tackles (four solo) and a team- and career-high three QB hits in Week 4 vs. Buffalo
- ✦ Baltimore's defense limited the Bills – who entered the contest No. 3 in scoring (30.3 ppg) and No. 1 on third down (61.0%) – to 23 points and 4-of-11 (36.4%) on third-down conversion opportunities
- ✦ Registered nine tackles (five solo) and a team-high and career single-game-best three QB hits, including a half-sack sack, in the 24-9 season-opening win at N.Y. Jets

2021 (RAVENS)

- ✦ Started all 17 regular-season games, posting a team-high 98 tackles (68 solo), 10 tackles for loss, 2.0 sacks, three QB hits, one pass defended, one forced fumble and one fumble recovery
- ✦ Helped Baltimore rank No. 1 in run defense (84.5 ypg)
- ✦ Registered a team-high nine tackles, one tackle for loss and one pass defended in Week 16 vs. Cincinnati
- ✦ Recorded at least one tackle for loss in five straight games (Week 7, 9-12)
- ✦ Tied a career-high and team-high 13 tackles (11 solo) in Week 15 vs. Green Bay
- ✦ Tallied a team-high eight tackles (all solo), including two tackles for loss, and one fumble recovery in the 16-10 win in Week 12 vs. Cleveland, as Baltimore limited the Browns to a season-low 40 rushing yards
- ✦ Registered a team-high eight tackles (seven solo) in the 36-35 win in Week 2 vs. Kansas City
- ✦ Produced a team-leading nine tackles and 1.0 sack (-13 yards) in Week 1 at Las Vegas

2020 (RAVENS)

- Started all 16 regular-season games in which he played in as a rookie, posting a team-high 105 tackles (65 solo), 3.0 sacks, nine tackles for loss, 10 QB hits, two forced fumbles, two fumble recoveries, one interception and one pass defended
- Returned one of his fumble recoveries 53 yards for a TD
- First rookie since at least 2000 (when data became available) to record at least 100 tackles (105), 2.0 sacks (3), one forced fumbles (two) and one defensive TD (one)
- Helped Baltimore's defense rank No. 2 in both points allowed (18.9) and third-down efficiency (34.0%), also posting an NFL-high 25 forced fumbles
- Earned PFWA All-Rookie honors
- Made his postseason debut in the 20-13 Wild Card Playoff win at Tennessee
- Registered two solo tackles and one QB hit, helping limit Tennessee to 4-of-12 (33%) on third down and hold Derrick Henry to 40 rushing yards on 18 carries (2.2 ypc)
- Recorded six tackles (four solo), 1.0 sack, a team-high three tackles for loss and two QB hits in the 40-14 win in Week 15 vs. Jacksonville
- Registered five tackles (three solo) and his first-career interception vs. Dallas in Week 13
- Tallied a team-high nine tackles (five solo), including one tackle for loss, in Week 10 at New England
- Earned AFC Defensive Player of the Week Honors after a standout performance in which he tied for the team lead with nine tackles (six solo) and recorded 1.0 sack, one forced fumble and two fumble recoveries, including a 52-yard return for TD, in the 27-3 win in Week 5 vs. Cincinnati
- Second Ravens rookie to record a sack, forced fumble and fumble recovery in a game, joining OLB Terrell Suggs, who accomplished the feat three times during his 2003 Defensive Rookie of the Year campaign
- Second NFL defender since 1987 to post nine-plus tackles, at least two fumble recoveries, 1.0 sack and one defensive TD in a game (Demeco Ryans)
- Registered a career-high 12 tackles (nine solo) and three tackles for loss in the 31-17 win in Week 4 at Washington
- His three tackles for loss are the highest output by a Ravens' rookie since LB C.J. Mosley (three at New Orleans in Week 11 of 2014)
- At 21 years, 1 month, became the second-youngest Raven ever to start a game (Jamal Lewis in 2000; 21 years, 18 days), in the season-opening win vs. Cleveland

TRANSACTIONS

- Signed a three-year contract with Pittsburgh on March 14, 2024
- Signed a four-year contract with Baltimore on July 22, 2020
- Drafted by the Ravens in the first round (28th overall) of the 2020 NFL Draft

PERSONAL

- Father, Wayne, played CB at Nicholls State
- Following LSU's National Championship victory, the town of New Road, La., held a parade for Queen and presented him with a key to the city (2020)
- Honored along with good friend and former high school teammate Stephen Guidry, who attended Mississippi State and was signed as an undrafted free agent by the Dallas Cowboys
- Player he most enjoys facing in the NFL is former LSU teammate and current Bengals QB Joe Burrow, who was selected No. 1 overall in the 2020 draft
- Standout high school baseball player (left fielder) and considered walking on to LSU's baseball team
- Pre-game ritual is to listen to Phil Collins' "In the Air Tonight" just prior to walking out on the field
- Spent many summers training with his father, who would have Patrick do sled pulls on a Mississippi River levee
- Majored in sport administration at LSU
- Was a four-year starter for Livonia (LA) H.S., playing both LB and RB
- Tabbed as a finalist for the 2016 Warrick Dunn Award, which is presented to the high school Player of the Year in the Baton Rouge area
- A 3A state champ and 2015 All-State selection, he totaled 1,487 rushing yards and 19 TDs
- Also finished with 66 tackles, seven tackles for loss and six passes defended
- Racked up 1,731 all-purpose yards his senior season after adding 255 receiving yards
- Was a four-year starter for the baseball team, batting .380 as the team's leadoff hitter and left fielder

COMMUNITY

- Partnered with the United Way of Central Maryland to adopt and provide holiday gifts to a family in need (2022)
- Participated in My Cause My Cleats to benefit Boo2Bullying and raise awareness for bullying (2022)
- Participated in the organization-wide day of service, Caw to Action – a celebration of the NFL's Huddle for 100 initiative (2022)
- Hosts his annual Level Up Football Camp at his alma mater, Livonia (LA) HS (2021-22)
- Supported teammate Anthony Levine Sr.'s 4Every1 Foundation bowling event (2021)
- Partnered with the United Way of Central Maryland to adopt and provide holiday gifts to a family in need (2021)
- Participated in the Ravens' virtual celebration video for students from the Class of 2020

COLLEGE

- In 41 career games (16 starts), posted 131 tackles (59 solo), 17.5 TFL, 4.0 sacks, three passes defended, one interception and one fumble recovery
- In his final season at LSU (2019), tallied a career-high 85 tackles, including 12 tackles for loss and 3.0 sacks
- Helped lead LSU to a 42-25 victory in the 2020 CFP National Championship Game and an undefeated (15-0) season
- Seven of LSU's 15 wins came against teams ranked in the Top 10
- Helped LSU produce the country's sixth-best third-down defense (29.6%) and rank 31st in total defense (343.5 ypg allowed) in 2019
- A versatile linebacker who was mentored in 2018 by LSU All-American and Butkus Award winner Devin White, who currently plays for Tampa Bay
- Was named Defensive MVP of the 2020 CFP National Championship Game

REGULAR SEASON COMPARISON: DEFENSIVE - LOS ANGELES CHARGERS

DATE	OPP	W/L	GP/GS	TACKLES					SACK	YDS.	INT	TFL	PD	QBH	TD	MISC	
				TOT	SOLO	ASST	FF	FR									
10/17/21	BLT vs. LAC	W	S	3	2	1	0.0	0.0	0	0	0	0	0	0	0	0	0
11/26/23	BLT @ LAC	W	S	7	5	2	0.0	0.0	0	1	1	0	0	0	1	0	0
TOTALS		2/0	2/2	10	7	3	0.0	0.0	0	1	1	0	0	0	1	0	0

PATRICK QUEEN'S NFL REGULAR SEASON DEFENSIVE STATISTICS

DATE	TEAM	GP	GS	TACKLES							INTERCEPTIONS					O. FUMB			ST			MISC				
				TK	S	A	TFL	YDS	SK	YDS	QBH	NO	YDS	LG	TD	PD	FF	FR	TD	YDS	TK	S	A	FF	FR	S
2020	Ravens	16	16	105	65	40	9	19	3.0	17.0	10	1	0	0	0	2	2	1	53	1	1	0	0	0	0	0
2021	Ravens	17	17	98	68	30	10	37	2.0	19.0	3	0	0	0	1	1	1	0	0	0	0	0	0	0	0	
2022	Ravens	17	17	117	79	38	9	31	5.0	24.5	14	2	11	11	0	6	1	2	0	5	0	0	0	0	0	
2023	Ravens	17	17	133	84	49	9	44	3.5	35.0	6	1	21	21	0	6	1	1	0	0	0	0	0	0	0	
2024	Steelers	2	2	6	5	1	0	0	0.0	0.0	0	0	0	0	1	0	0	0	0	0	0	0	0	0	0	
NFL TOTALS		69	69	459	301	158	37	131	13.5	95.5	33	4	32	21	0	16	5	6	1	58	1	1	0	0	0	0

PATRICK QUEEN'S NFL POSTSEASON DEFENSIVE STATISTICS

DATE	TEAM	GP	GS	TACKLES							INTERCEPTIONS					O. FUMB			ST			MISC			
				TK	S	A	TFL	YDS	SK	YDS	QBH	NO	YDS	LG	TD	PD	FF	FR	TD	YDS	TK	S	A	FF	FR
2020	Ravens	2	1	4	3	1	0	0	0.0	0.0	1	0	0	0	0	0	0	0	0	0	0	0	0	0	0
2022	Ravens	1	1	6	4	2	1	0	0.0	0.0	0	0	0	0	0	0	0	0	0	0	0	0	0	0	0
2023	Ravens	2	2	13	12	1	0	0	0.0	0.0	1	0	0	0	0	0	0	0	0	0	0	0	0	0	0
NFL TOTALS		5	4	23	19	4	1	0	0.0	0.0	2	0	0	0	0	0	0	0	0	0	0	0	0	0	0

SINGLE-GAME HIGHS: DEFENSIVE

- Total Tackles** 13 vs. Green Bay Packers, Dec 19, 2021
12 vs. Indianapolis Colts, Sep 24, 2023
...2 more at 12.
- Solo Tackles** 11 vs. Green Bay Packers, Dec 19, 2021
9 vs. Cincinnati Bengals, Nov 16, 2023
...3 more at 9.
- Sacks** 1.0 at Tennessee Titans, Oct 15, 2023
1.0 at Cleveland Browns, Oct 01, 2023
...9 more at 1.0.
- Passes Defensed** 1 at Denver Broncos, Sep 15, 2024
1 vs. Miami Dolphins, Dec 31, 2023
...14 more at 1.
- Forced Fumbles** 1 at Los Angeles Chargers, Nov 26, 2023
1 at New York Giants, Oct 16, 2022
...3 more at 1.
- Fumble Recoveries** 2 vs. Cincinnati Bengals, Oct 11, 2020
1 at Jacksonville Jaguars, Dec 17, 2023
...3 more at 1.
- Tackles For Loss** 3 at Cleveland Browns, Oct 01, 2023
3 vs. Cleveland Browns, Oct 23, 2022
...2 more at 3.
- Interceptions** 1 at San Francisco 49ers, Dec 25, 2023
1 at Pittsburgh Steelers, Dec 11, 2022
...2 more at 1.
- Special Teams Tackles** 1 at Pittsburgh Steelers, Dec 02, 2020
Longest Opp Fumble Return 53 vs. Cincinnati Bengals, Oct 11, 2020
5 vs. Atlanta Falcons, Dec 24, 2022

SINGLE-GAME HIGHS - POSTSEASON: DEFENSIVE

- Total Tackles** 8 vs. Kansas City Chiefs, Jan 28, 2024
6 at Cincinnati Bengals, Jan 15, 2023
5 vs. Houston Texans, Jan 20, 2024
2 at Buffalo Bills, Jan 16, 2021
2 at Tennessee Titans, Jan 10, 2021
- Solo Tackles** 7 vs. Kansas City Chiefs, Jan 28, 2024
5 vs. Houston Texans, Jan 20, 2024
4 at Cincinnati Bengals, Jan 15, 2023
2 at Tennessee Titans, Jan 10, 2021
1 at Buffalo Bills, Jan 16, 2021

2024 GAME-BY-GAME REGULAR-SEASON STATISTICS (STEELERS)

DATE	OPPONENT	P/S	TACKLES							INTERCEPTIONS					O. FUMB			ST			MISC					
			TK	S	A	SK	YDS	TFL	YDS	QBH	NO	YDS	LG	TD	PD	FF	FR	TD	YDS	TK	S	A	FF	FR	S	A
09/08	at Falcons	S	2	2	0	0.0	0.0	0	0	0	0	0	0	0	0	0	0	0	0	0	0	0	0	0	W	18-10
09/15	at Broncos	S	4	3	1	0.0	0.0	0	0	0	0	0	0	1	0	0	0	0	0	0	0	0	0	0	W	13-6
2024 TOTALS		2-2	6	5	1	0.0	0.0	0	0	0	0	0	0	1	0	0	0	0	0	0	0	0	0	0	2-0	

2023 GAME-BY-GAME REGULAR-SEASON STATISTICS (RAVENS)

DATE	OPPONENT	P/S	TACKLES							INTERCEPTIONS					O. FUMB			ST			MISC					
			TK	S	A	SK	YDS	TFL	YDS	QBH	NO	YDS	LG	TD	PD	FF	FR	TD	YDS	TK	S	A	FF	FR	S	A
09/10	Texans	S	11	3	8	1.0	11.0	1	11	1	0	0	0	0	0	0	0	0	0	0	0	0	0	0	W	25-9
09/17	at Bengals	S	8	5	3	0.0	0.0	0	0	1	0	0	0	0	0	0	0	0	0	0	0	0	0	0	W	27-24
09/24	Colts	S	12	7	5	0.0	0.0	0	0	0	0	0	0	0	0	0	0	0	0	0	0	0	0	0	L	19-22+
10/01	at Browns	S	5	4	1	1.0	11.0	3	15	1	0	0	0	1	0	0	0	0	0	0	0	0	0	0	W	28-3
10/08	at Steelers	S	8	2	6	0.5	4.0	0	0	1	0	0	0	0	1	0	0	0	0	0	0	0	0	0	L	10-17
10/15	at Titans	S	9	7	2	1.0	9.0	1	9	1	0	0	0	0	0	0	0	0	0	0	0	0	0	0	W	24-16
10/22	Lions	S	5	5	0	0.0	0.0	0	0	0	0	0	0	0	0	0	0	0	0	0	0	0	0	0	W	38-6
10/29	at Cardinals	S	11	9	2	0.0	0.0	1	1	0	0	0	0	0	0	0	0	0	0	0	0	0	0	0	W	31-24
11/05	Seahawks	S	6	5	1	0.0	0.0	1	4	0	0	0	0	0	0	0	0	0	0	0	0	0	0	0	W	37-3
11/12	Browns	S	9	6	3	0.0	0.0	0	0	0	0	0	0	0	0	0	0	0	0	0	0	0	0	0	L	31-33
11/16	Bengals	S	11	9	2	0.0	0.0	0	0	0	0	0	0	0	0	0	0	0	0	0	0	0	0	0	W	34-20
11/26	at Chargers	S	7	5	2	0.0	0.0	1	4	0	0	0	0	1	1	0	0	0	0	0	0	0	0	0	W	20-10
12/10	Rams	S	6	3	3	0.0	0.0	0	0	0	0	0	0	0	0	0	0	0	0	0	0	0	0	0	W	37-31+
12/17	at Jaguars	S	4	3	1	0.0	0.0	0	0	0	0	0	0	0	1	0	0	0	0	0	0	0	0	0	W	23-7
12/25	at 49ers	S	7	2	5	0.0	0.0	0	0	1	1	21	21	0	1	0	0	0	0	0	0	0	0	0	W	33-19
12/31	Dolphins	S	6	3	3	0.0	0.0	1	0	0	0	0	0	1	0	0	0	0	0	0	0	0	0	0	W	56-19
01/06	Steelers	S	8	6	2	0.0	0.0	0	0	0	0	0	0	0	0	0	0	0	0	0	0	0	0	0	L	10-17
2023 TOTALS		17-17	133	84	49	3.5	35.0	9	44	6	1	21	21	0	6	1	1	0	0	0	0	0	0	0	13-4	

+ - Overtime

2022 GAME-BY-GAME REGULAR-SEASON STATISTICS (RAVENS)

DATE	OPPONENT	P/S	TACKLES							INTERCEPTIONS				O. FUMB			ST			MISC		W/L	SCORE				
			TK	S	A	SK	YDS	TFL	YDS	QBH	NO	YDS	LG	TD	PD	FF	FR	TD	YDS	TK	S			A	FF	FR	S
09/11	at Jets	S	9	5	4	0.5	2.5	0	0	3	0	0	0	0	0	0	0	0	0	0	0	0	0	0	0	W	24-9
09/18	Dolphins	S	5	4	1	0.0	0.0	0	0	0	0	0	0	0	0	0	0	0	0	0	0	0	0	0	0	L	38-42
09/25	at Patriots	S	5	4	1	1.0	7.0	1	7	1	0	0	0	0	1	0	0	0	0	0	0	0	0	0	0	W	37-26
10/02	Bills	S	5	4	1	0.0	0.0	1	1	3	0	0	0	0	0	0	0	0	0	0	0	0	0	0	0	L	20-23
10/09	Bengals	S	7	5	2	0.0	0.0	0	0	0	1	11	11	0	1	0	0	0	0	0	0	0	0	0	0	W	19-17
10/16	at Giants	S	7	5	2	1.0	0.0	0	0	0	0	0	0	0	0	1	0	0	0	0	0	0	0	0	0	L	20-24
10/23	Browns	S	11	7	4	1.0	5.0	3	14	1	0	0	0	0	0	0	0	0	0	0	0	0	0	0	0	W	23-20
10/27	at Buccaneers	S	4	4	0	0.0	0.0	0	0	0	0	0	0	0	0	0	0	0	0	0	0	0	0	0	0	W	27-22
11/07	at Saints	S	5	5	0	0.0	0.0	0	0	0	0	0	0	0	1	0	0	0	0	0	0	0	0	0	0	W	27-13
11/20	Panthers	S	12	9	3	0.5	4.5	1	3	1	0	0	0	0	0	0	0	0	0	0	0	0	0	0	0	W	13-3
11/27	at Jaguars	S	6	4	2	0.0	0.0	1	3	0	0	0	0	0	1	0	0	0	0	0	0	0	0	0	0	L	27-28
12/04	Broncos	S	9	7	2	0.0	0.0	1	1	0	0	0	0	0	0	0	0	0	0	0	0	0	0	0	0	W	10-9
12/11	at Steelers	S	6	4	2	0.0	0.0	0	0	1	1	0	0	0	1	0	0	0	0	0	0	0	0	0	0	W	16-14
12/17	at Browns	S	6	3	3	0.5	2.5	0	0	1	0	0	0	0	0	0	0	0	0	0	0	0	0	0	0	L	3-13
12/24	Falcons	S	9	1	8	0.5	3.0	0	0	2	0	0	0	0	1	0	1	0	5	0	0	0	0	0	0	W	17-9
01/01	Steelers	S	6	4	2	0.0	0.0	0	0	1	0	0	0	0	0	0	0	0	0	0	0	0	0	0	0	L	13-16
01/08	at Bengals	S	5	4	1	0.0	0.0	1	2	0	0	0	0	0	0	0	1	0	0	0	0	0	0	0	0	L	16-27
2022 TOTALS		17-17	117	79	38	5.0	24.5	9	31	14	2	11	11	0	6	1	2	0	5	0	0	0	0	0	0	10-7	

2021 GAME-BY-GAME REGULAR-SEASON STATISTICS (RAVENS)

DATE	OPPONENT	P/S	TACKLES							INTERCEPTIONS				O. FUMB			ST			MISC		W/L	SCORE				
			TK	S	A	SK	YDS	TFL	YDS	QBH	NO	YDS	LG	TD	PD	FF	FR	TD	YDS	TK	S			A	FF	FR	S
09/13	at Raiders	S	9	6	3	1.0	13.0	1	13	1	0	0	0	0	0	0	0	0	0	0	0	0	0	0	0	L	27-33+
09/19	Chiefs	S	8	7	1	0.0	0.0	0	0	0	0	0	0	0	0	0	0	0	0	0	0	0	0	0	0	W	36-35
09/26	at Lions	S	7	4	3	0.0	0.0	0	0	0	0	0	0	0	0	0	0	0	0	0	0	0	0	0	0	W	19-17
10/03	at Broncos	S	3	2	1	0.0	0.0	1	3	0	0	0	0	0	0	0	0	0	0	0	0	0	0	0	0	W	23-7
10/11	Colts	S	6	4	2	0.0	0.0	1	1	1	0	0	0	0	0	0	0	0	0	0	0	0	0	0	0	W	31-25+
10/17	Chargers	S	3	2	1	0.0	0.0	0	0	0	0	0	0	0	0	0	0	0	0	0	0	0	0	0	0	W	34-6
10/24	Bengals	S	2	1	1	0.0	0.0	1	1	0	0	0	0	0	0	0	0	0	0	0	0	0	0	0	0	L	17-41
11/07	Vikings	S	4	2	2	0.0	0.0	1	8	0	0	0	0	0	0	0	0	0	0	0	0	0	0	0	0	W	34-31+
11/11	at Dolphins	S	5	4	1	1.0	6.0	1	0	1	0	0	0	0	0	1	0	0	0	0	0	0	0	0	0	L	10-22
11/21	at Bears	S	7	4	3	0.0	0.0	1	6	0	0	0	0	0	0	0	0	0	0	0	0	0	0	0	0	W	16-13
11/28	Browns	S	8	8	0	0.0	0.0	2	3	0	0	0	0	0	0	0	1	0	0	0	0	0	0	0	0	W	16-10
12/05	at Steelers	S	6	5	1	0.0	0.0	0	0	0	0	0	0	0	0	0	0	0	0	0	0	0	0	0	0	L	19-20
12/12	at Browns	S	2	1	1	0.0	0.0	0	0	0	0	0	0	0	0	0	0	0	0	0	0	0	0	0	0	L	22-24
12/19	Packers	S	13	11	2	0.0	0.0	0	0	0	0	0	0	0	0	0	0	0	0	0	0	0	0	0	0	L	30-31
12/26	at Bengals	S	9	4	5	0.0	0.0	1	2	0	0	0	0	0	1	0	0	0	0	0	0	0	0	0	0	L	21-41
01/02	Rams	S	2	1	1	0.0	0.0	0	0	0	0	0	0	0	0	0	0	0	0	0	0	0	0	0	0	L	19-20
01/09	Steelers	S	4	2	2	0.0	0.0	0	0	0	0	0	0	0	0	0	0	0	0	0	0	0	0	0	0	L	13-16+
2021 TOTALS		17-17	98	68	30	2.0	19.0	10	37	3	0	0	0	0	1	1	1	0	0	0	0	0	0	0	0	8-9	

+/- Overtime

2020 GAME-BY-GAME REGULAR-SEASON STATISTICS (RAVENS)

DATE	OPPONENT	P/S	TACKLES							INTERCEPTIONS				O. FUMB			ST			MISC		W/L	SCORE				
			TK	S	A	SK	YDS	TFL	YDS	QBH	NO	YDS	LG	TD	PD	FF	FR	TD	YDS	TK	S			A	FF	FR	S
09/13	Browns	S	8	4	4	1.0	7.0	1	7	1	0	0	0	0	0	1	0	0	0	0	0	0	0	0	0	W	38-6
09/20	at Texans	S	9	7	2	0.0	0.0	0	0	1	0	0	0	0	0	0	0	0	0	0	0	0	0	0	0	W	33-16
09/28	Chiefs	S	4	4	0	0.0	0.0	0	0	0	0	0	0	0	0	0	0	0	0	0	0	0	0	0	0	L	20-34
10/04	at Football Team	S	12	9	3	1.0	0.0	3	3	0	0	0	0	0	0	0	0	0	0	0	0	0	0	0	0	W	31-17
10/11	Bengals	S	9	6	3	0.0	6.0	0	0	1	0	0	0	0	0	0	1	2	1	53	0	0	0	0	0	W	27-3
10/18	at Eagles	S	2	2	0	0.0	0.0	0	0	2	0	0	0	0	1	0	0	0	0	0	0	0	0	0	0	W	30-28
11/01	Steelers	S	4	3	1	0.0	0.0	0	0	0	0	0	0	0	0	0	0	0	0	0	0	0	0	0	0	L	24-28
11/08	at Colts	S	4	3	1	0.0	0.0	0	0	0	0	0	0	0	0	0	0	0	0	0	0	0	0	0	0	W	24-10
11/15	at Patriots	S	9	5	4	0.0	0.0	1	2	0	0	0	0	0	0	0	0	0	0	0	0	0	0	0	0	L	17-23
11/22	Titans	S	9	3	6	0.0	0.0	0	0	1	0	0	0	0	0	0	0	0	0	0	0	0	0	0	0	L	24-30+
12/02	at Steelers	S	8	5	3	0.0	0.0	0	0	0	0	0	0	0	0	0	0	0	0	1	1	0	0	0	0	L	14-19
12/08	Cowboys	S	5	3	2	0.0	0.0	0	0	0	1	0	0	0	1	0	0	0	0	0	0	0	0	0	0	W	34-17
12/14	at Browns	S	8	3	5	0.0	0.0	0	0	0	0	0	0	0	0	0	0	0	0	0	0	0	0	0	0	W	47-42
12/20	Jaguars	S	6	4	2	1.0	4.0	3	7	2	0	0	0	0	0	0	0	0	0	0	0	0	0	0	0	W	40-14
12/27	Giants	S	4	2	2	0.0	0.0	0	0	2	0	0	0	0	0	0	0	0	0	0	0	0	0	0	0	W	27-13
01/03	at Bengals	S	4	2	2	0.0	0.0	1	0	0	0	0	0	0	0	0	0	0	0	0	0	0	0	0	0	W	38-3
2020 TOTALS		16-16	105	65	40	3.0	17.0	9	19	10	1	0	0	0	2	2	2	1	53	1	1	0	0	0	0	11-5	

+/- Overtime

2023 GAME-BY-GAME POSTSEASON STATISTICS (RAVENS)

DATE	OPPONENT	P/S	TACKLES							INTERCEPTIONS				O. FUMB			ST			MISC		W/L	SCORE				
			TK	S	A	SK	YDS	TFL	YDS	QBH	NO	YDS	LG	TD	PD	FF	FR	TD	YDS	TK	S			A	FF	FR	S
01/20	Texans	S	5	5	0	0.0	0.0	0	0	0	0	0	0	0	0	0	0	0	0	0	0	0	0	0	0	W	34-10
01/28	Chiefs	S	8	7	1	0.0	0.0	0	0	1	0	0	0	0	0	0	0	0	0	0	0	0	0	0	0	L	10-17
2023 TOTALS		2-2	13	12	1	0.0	0.0	0	0	1	0	0	0	0	0	0	0	0	0	0	0	0	0	0	0	1-1	

2022 GAME-BY-GAME POSTSEASON STATISTICS (RAVENS)

DATE	OPPONENT	P/S	TACKLES							INTERCEPTIONS				O. FUMB			ST			MISC		W/L	SCORE
			TK	S	A	SK	YDS	TFL	YDS	QBH</													



ELANDON ^{LB}
ROBERTS

HEIGHT: 6-1
WEIGHT: 238
COLLEGE: Houston
BORN: April 22, 1994

HOW ACQUIRED: FA '23
NFL EXPERIENCE: 9th year
BIRTHPLACE: Port Arthur, TX



PRO CAREER

- ✦ Has played in 123 games (91 starts) in his eight-year NFL career (New England 2016-19; Miami 2020-22; Pittsburgh 2023)
- ✦ Has registered 550 tackles (325 solo), 47 tackles for loss, 29 quarterback hits, 13.5 sacks, 12 passes defended, four forced fumbles, two fumble recoveries, one interception, one interception returned for a touchdown and one receiving touchdown
- ✦ Has played in 12 postseason contests (nine starts) and registered 39 tackles (24 solo), three quarterback hits and one tackle for loss
- ✦ Served as a defensive team captain for four consecutive seasons (2019-22)
- ✦ Two-time Super Bowl champion with New England (LI and LIII)
- ✦ Recipient of the 2021 Ed Block Courage Award (Miami recipient) and 2020 Nat Moore Community Service Award
- ✦ Made NFL debut in Week 2 of 2016 (vs. Miami)
- ✦ Made NFL starting debut in Week 6 of 2016 (vs. Cincinnati)

2023 (STEELERS)

- ✦ Played in 16 regular-season games (15 starts)
- ✦ Registered 101 tackles (68 solo), 2.5 sacks, six quarterback hits, 10 tackles for loss and two passes defended
- ✦ Eclipsed 100 tackles in a season for the second straight year
- ✦ Ranked first on the team in tackles, solo stops and assisted tackles, and second in tackles for loss
- ✦ Registered a career-high 15 tackles (11 solo) in Week 11 at Cleveland; added two tackles for loss
- ✦ Recorded 10 tackles (five solo), two quarterback hits and one tackle for loss in Week 4 at Houston

2022 (DOLPHINS)

- ✦ Started all 17 regular-season games
- ✦ Set career-highs in tackles (104), tackles for loss (10), quarterback hits (six) and sacks (4.5)
- ✦ Ranked first on the team in total tackles, second in tackles for loss and third in solo tackles (65) and sacks
- ✦ Recorded the second multi-sack game of his career with 1.5 sacks in Week 6 vs. Minnesota
- ✦ Registered double-digit tackles in a single game for the second time in his career with 10 in Week 9 at Chicago
- ✦ Eclipsed 100 tackles for the first time in his career in Week 17 at New England

2021 (DOLPHINS)

- ✦ Played in all 17 regular-season games (15 starts)
- ✦ Registered 83 tackles (42 solo), 1.0 sack, one interception, six tackles for loss, four passes defended, two forced fumbles and one interception returned for TD
- ✦ Caught the first interception of his career in Week 3 at Las Vegas and returned it 85 yards for a touchdown, the third-longest interception return of the season
- ✦ Added on a forced fumble at Las Vegas to mark his first multi-turnover game

2020 (DOLPHINS)

- ✦ Played in 13 games (11 starts)
- ✦ Amassed 58 tackles (31 solo), 1.5 sacks, seven tackles for loss, three quarterback hits, one forced fumble and one fumble recovery
- ✦ Returned one kickoff for 13 yards in Week 15 vs. New England
- ✦ Recovered a fumble forced by CB Xavien Howard in the third quarter of the Week 15 victory

2019 (PATRIOTS)

- ✦ Played in all 16 games with three starts
- ✦ Registered 28 tackles (18 solo), 1.0 sack, three quarterback hits, one tackle for loss and one pass defended
- ✦ Helped the defense lead the NFL in fewest total yards allowed per game (275.9) and points allowed per game (14.1)
- ✦ Caught a receiving touchdown for 38 yards in Week 17 vs. Miami, the longest receiving touchdown by a linebacker since the 1970 merger
- ✦ Became just the third defensive player in Patriots history to score an offensive touchdown

2018 (PATRIOTS)

- ✦ Appeared in all 16 regular-season games (11 starts)
- ✦ Recorded 63 tackles (30 solo), six tackles for loss, four passes defended, two quarterback hits and 1.0 sacks
- ✦ Registered seven tackles (six solo) and one tackle for loss in three playoff appearances

2017 (PATRIOTS)

- ✦ Played in 15 regular-season games (14 starts)
- ✦ Amassed 67 tackles (45 solo), four tackles for loss, three quarterback hits, 2.0 sacks, one fumble recovery and one pass defended
- ✦ Set a single-game high in sacks and recorded the first multi-sack game of his career with 2.0 in Week 12 vs. Miami
- ✦ Recorded 15 tackles (seven solo) in three postseason starts

2016 (PATRIOTS)

- ✦ Appeared in 13 games (five starts) as a rookie
- ✦ Registered 44 tackles (25 solo), three quarterback hits, two tackles for loss and one forced fumble
- ✦ Set a single-game high in tackles (11) and forced the first fumble of his career in Week 16 vs. New York Jets
- ✦ Appeared in all three playoff games, starting two, and registered seven tackles (five solo)

TRANSACTIONS

- ✦ Signed a two-year contract with Pittsburgh on Mar. 16, 2023
- ✦ Signed a one-year contract extension with Miami on Mar. 15, 2022
- ✦ Signed a one-year contract with Miami on Mar. 24, 2021
- ✦ Signed a one-year contract with Miami on Mar. 18, 2020
- ✦ Signed a four-year contract with New England on May 7, 2016
- ✦ Drafted by New England in the sixth round (214th overall) of the 2016 NFL Draft

PERSONAL

- ✦ Attended Memorial High School (TX)
- ✦ Named to Fort Arthur News 40th Annual Super Team and the 21-5A all-district first team
- ✦ Also a member of the school's track and field team
- ✦ Son of Stephanie and Eli Roberts

COLLEGE

- ✦ Played in 34 games at Houston (2013-15) after transferring from Morgan State
- ✦ Finished at Houston with 175 tackles (109 solo), 23.5 tackles for loss, 7.0 sacks, six passes defended, two forced fumbles and one interception
- ✦ As a senior, led the nation with 88 solo tackles while ranking fourth nationally and leading The American with 142 total tackles
- ✦ Served as a team captain in 2015
- ✦ 2016 NFLPA Collegiate Bowl Invitee, 2015 Phil Steele's AAC First Team and 2015 All-ACC First Team
- ✦ In 2012, his 107 tackles at Morgan State ranked second in school history and earned him All-MEAC second team honors

REGULAR SEASON COMPARISON: DEFENSIVE - LOS ANGELES CHARGERS

DATE	OPP	W/L	GP/GS	TACKLES					SACK	YDS.	INT	TFL	PD	QBH	TD	MISC	
				TOT	SOLO	ASST	FF	FR									
10/29/17	NE vs. LAC	W	S	6	5	1	0.0	0.0	0	1	0	0	0	0	0	0	
11/15/20	MIA vs. LAC	W	S	7	1	6	0.0	0.0	0	0	0	0	0	0	0		
12/11/22	MIA @ LAC	L	S	6	6	0	0.0	0.0	0	0	0	0	0	0	0		
TOTALS		2/1	3/3	19	12	7	0.0	0.0	0	1	0	0	0	0	0		

POSTSEASON COMPARISON: DEFENSIVE - LOS ANGELES CHARGERS

DATE	OPP	W/L	GP/GS	TACKLES					SACK	YDS.	INT	TFL	PD	QBH	TD	MISC	
				TOT	SOLO	ASST	FF	FR									
1/13/19	NE vs. LAC	W	S	3	2	1	0.0	0.0	0	0	0	0	0	0	0		
TOTALS		1/0	1/1	3	2	1	0.0	0.0	0	0	0	0	0	0	0		

ELANDON ROBERTS' NFL REGULAR SEASON DEFENSIVE STATISTICS

DATE	TEAM	GP	GS	TACKLES							INTERCEPTIONS					O. FUMBLE			ST		MISC					
				TK	S	A	TFL	YDS	SK	YDS	QBH	NO	YDS	LG	TD	PD	FF	FR	TD	YDS	TK	S	A	FF	FR	S
2016	Patriots	13	5	44	25	19	2	5	0.0	0.0	3	0	0	0	0	1	0	0	1	0	1	0	0	0	0	0
2017	Patriots	15	14	67	45	22	4	16	2.0	13.0	3	0	0	0	0	1	0	1	0	0	0	0	0	0	0	0
2018	Patriots	16	11	63	30	33	6	18	1.0	7.0	2	0	0	0	0	4	0	0	0	0	2	1	1	0	0	0
2019	Patriots	16	3	28	18	10	1	11	1.0	11.0	3	0	0	0	0	1	0	0	0	0	1	0	1	0	0	0
2020	Dolphins	12	10	61	33	28	8	20	1.5	11.5	4	0	0	0	0	1	1	0	0	0	0	0	0	0	0	0
2021	Dolphins	17	15	83	42	41	6	14	1.0	7.0	2	1	85	85t	1	4	2	0	0	0	0	0	0	0	0	0
2022	Dolphins	17	17	104	65	39	10	55	4.5	43.0	6	0	0	0	0	0	0	0	0	0	3	3	0	0	0	0
2023	Steelers	16	15	101	68	33	10	31	2.5	19.5	6	0	0	0	0	2	0	0	0	0	0	0	0	0	0	0
2024	Steelers	2	2	2	2	0	0	0	0.0	0.0	0	0	0	0	0	0	0	0	0	0	0	0	0	0	0	0
NFL TOTALS		124	92	553	328	225	47	170	13.5	112.0	29	1	85	85T	1	12	4	2	0	0	7	4	3	0	0	0

ELANDON ROBERTS' NFL POSTSEASON DEFENSIVE STATISTICS

DATE	TEAM	GP	GS	TACKLES							INTERCEPTIONS					O. FUMBLE			ST		MISC					
				TK	S	A	TFL	YDS	SK	YDS	QBH	NO	YDS	LG	TD	PD	FF	FR	TD	YDS	TK	S	A	FF	FR	S
2016	Patriots	3	2	7	5	2	0	0	0.0	0.0	0	0	0	0	0	0	0	0	0	0	0	0	0	0	0	0
2017	Patriots	3	3	15	7	8	0	0	0.0	0.0	0	0	0	0	0	0	0	0	0	0	0	0	0	0	0	0
2018	Patriots	3	1	7	6	1	1	2	0.0	0.0	0	0	0	0	0	0	0	0	0	0	0	0	0	0	0	0
2019	Patriots	1	1	2	1	1	0	0	0.0	0.0	0	0	0	0	0	0	0	0	0	0	0	0	0	0	0	0
2022	Dolphins	1	1	3	2	1	0	0	0.0	0.0	2	0	0	0	0	0	0	0	0	0	0	0	0	0	0	0
2023	Steelers	1	1	5	3	2	0	0	0.0	0.0	1	0	0	0	0	1	0	0	0	0	0	0	0	0	0	0
NFL TOTALS		12	9	39	24	15	1	2	0.0	0.0	3	0	0	0	0	1	0	0	0	0	0	0	0	0	0	0

SINGLE-GAME HIGHS: DEFENSIVE

Total Tackles	15 at Cleveland Browns, Nov 19, 2023 11 vs. New York Jets, Dec 24, 2016	Fumble Recoveries	1 vs. New England Patriots, Dec 20, 2020 1 vs. Carolina Panthers, Oct 01, 2017
Solo Tackles	11 at Cleveland Browns, Nov 19, 2023 8 at Indianapolis Colts, Dec 16, 2023	Tackles For Loss	2 at Cleveland Browns, Nov 19, 2023 2 vs. San Francisco 49ers, Sep 10, 2023 ...4 more at 2.
Sacks	2.0 vs. Miami Dolphins, Nov 26, 2017 1.5 vs. Jacksonville Jaguars, Oct 29, 2023 ...1 more at 1.5.	Interceptions	1 at Las Vegas Raiders, Sep 26, 2021
Passes Defensed	1 vs. New England Patriots, Dec 07, 2023 1 vs. Green Bay Packers, Nov 12, 2023 ...10 more at 1.	Interception Return Yards	85 at Las Vegas Raiders, Sep 26, 2021
Forced Fumbles	1 at Buffalo Bills, Oct 31, 2021 1 at Las Vegas Raiders, Sep 26, 2021 ...2 more at 1.	Special Teams Tackles	2 vs. Houston Texans, Sep 09, 2018 1 at New England Patriots, Jan 01, 2023 ...4 more at 1.

SINGLE-GAME HIGHS - POSTSEASON: DEFENSIVE

Total Tackles	7 vs. Jacksonville Jaguars, Jan 21, 2018 6 vs. Philadelphia Eagles, Feb 04, 2018 5 at Buffalo Bills, Jan 15, 2024 3 at Buffalo Bills, Jan 15, 2023 3 at Kansas City Chiefs, Jan 20, 2019 ...2 more at 3.	Passes Defensed	1 at Buffalo Bills, Jan 15, 2024
Solo Tackles	3 at Buffalo Bills, Jan 15, 2024 3 at Kansas City Chiefs, Jan 20, 2019 3 vs. Jacksonville Jaguars, Jan 21, 2018 2 at Buffalo Bills, Jan 15, 2023 ...5 more at 2.	Tackles For Loss	1 at Kansas City Chiefs, Jan 20, 2019

2024 GAME-BY-GAME REGULAR-SEASON STATISTICS (STEELERS)

DATE	OPPONENT	P/S	TACKLES							INTERCEPTIONS				O. FUMB			ST			MISC		W/L	SCORE					
			TK	S	A	SK	YDS	TFL	YDS	QBH	NO	YDS	LG	TD	PD	FF	FR	TD	YDS	TK	S			A	FF	FR	S	A
09/08	at Falcons	S	0	0	0	0.0	0.0	0	0	0	0	0	0	0	0	0	0	0	0	0	0	0	0	0	0	0	W	18-10
09/15	at Broncos	S	2	2	0	0.0	0.0	0	0	0	0	0	0	0	0	0	0	0	0	0	0	0	0	0	0	0	W	13-6
2024 TOTALS		2-2	2	2	0	0.0	0.0	0	0	0	0	0	0	0	0	0	0	0	0	0	0	0	0	0	0	2-0		

2023 GAME-BY-GAME REGULAR-SEASON STATISTICS (STEELERS)

DATE	OPPONENT	P/S	TACKLES							INTERCEPTIONS				O. FUMB			ST			MISC		W/L	SCORE					
			TK	S	A	SK	YDS	TFL	YDS	QBH	NO	YDS	LG	TD	PD	FF	FR	TD	YDS	TK	S			A	FF	FR	S	A
09/10	49ers	S	8	6	2	0.0	0.0	2	2	0	0	0	0	0	0	0	0	0	0	0	0	0	0	0	0	0	L	7-30
09/18	Browns	S	2	2	0	0.0	0.0	0	0	0	0	0	0	0	0	0	0	0	0	0	0	0	0	0	0	0	W	26-22
09/24	at Raiders	S	3	1	2	0.0	0.0	0	0	0	0	0	0	0	0	0	0	0	0	0	0	0	0	0	0	0	W	23-18
10/01	at Texans	S	10	5	5	0.0	0.0	1	0	2	0	0	0	0	0	0	0	0	0	0	0	0	0	0	0	0	L	6-30
10/08	Ravens	S	8	5	3	0.0	0.0	0	0	0	0	0	0	0	0	0	0	0	0	0	0	0	0	0	0	0	W	17-10
10/22	at Rams	P	3	3	0	0.0	0.0	0	0	0	0	0	0	0	0	0	0	0	0	0	0	0	0	0	0	0	W	24-17
10/29	Jaguars	S	5	4	1	1.5	9.5	1	6	2	0	0	0	0	0	0	0	0	0	0	0	0	0	0	0	0	L	10-20
11/02	Titans	S	9	4	5	0.0	0.0	1	1	0	0	0	0	0	0	0	0	0	0	0	0	0	0	0	0	0	W	20-16
11/12	Packers	S	8	6	2	0.0	0.0	1	2	0	0	0	0	1	0	0	0	0	0	0	0	0	0	0	0	0	W	23-19
11/19	at Browns	S	15	11	4	0.0	0.0	2	4	0	0	0	0	0	0	0	0	0	0	0	0	0	0	0	0	0	L	10-13
11/26	at Bengals	S	6	4	2	0.0	0.0	1	6	0	0	0	0	0	0	0	0	0	0	0	0	0	0	0	0	0	W	16-10
12/03	Cardinals	S	3	1	2	0.0	0.0	0	0	0	0	0	0	0	0	0	0	0	0	0	0	0	0	0	0	0	L	10-24
12/07	Patriots	S	6	2	4	1.0	10.0	1	10	1	0	0	0	1	0	0	0	0	0	0	0	0	0	0	0	0	L	18-21
12/16	at Colts	S	9	8	1	0.0	0.0	0	0	1	0	0	0	0	0	0	0	0	0	0	0	0	0	0	0	0	L	13-30
12/23	Bengals	S	5	5	0	0.0	0.0	0	0	0	0	0	0	0	0	0	0	0	0	0	0	0	0	0	0	0	W	34-11
12/31	at Seahawks									ON INACTIVE LIST																W	30-23	
01/06	at Ravens	S	1	1	0	0.0	0.0	0	0	0	0	0	0	0	0	0	0	0	0	0	0	0	0	0	0	0	W	17-10
2023 TOTALS		16-15	101	68	33	2.5	19.5	10	31	6	0	0	0	0	2	0	0	0	0	0	0	0	0	0	0	10-7		

2022 GAME-BY-GAME REGULAR-SEASON STATISTICS (DOLPHINS)

DATE	OPPONENT	P/S	TACKLES							INTERCEPTIONS				O. FUMB			ST			MISC		W/L	SCORE					
			TK	S	A	SK	YDS	TFL	YDS	QBH	NO	YDS	LG	TD	PD	FF	FR	TD	YDS	TK	S			A	FF	FR	S	A
09/11	Patriots	S	5	3	2	0.0	0.0	0	0	0	0	0	0	0	0	0	0	0	0	0	0	0	0	0	0	0	W	20-7
09/18	at Ravens	S	4	2	2	0.0	0.0	1	0	0	0	0	0	0	0	0	0	0	0	0	0	0	0	0	0	0	W	42-38
09/25	Bills	S	7	3	4	0.0	0.0	1	0	0	0	0	0	0	0	0	0	0	0	0	0	0	0	0	0	0	W	21-19
09/29	at Bengals	S	4	1	3	0.0	0.0	0	0	0	0	0	0	0	0	0	0	0	0	0	0	0	0	0	0	0	L	15-27
10/09	at Jets	S	7	4	3	0.0	0.0	1	2	0	0	0	0	0	0	0	0	0	0	0	0	0	0	0	0	0	L	17-40
10/16	Vikings	S	7	3	4	1.5	10.0	1	8	2	0	0	0	0	0	0	0	0	0	0	0	0	0	0	0	0	L	16-24
10/23	Steelers	S	3	2	1	0.0	0.0	0	0	0	0	0	0	0	0	0	0	0	0	0	0	0	0	0	0	0	W	16-10
10/30	at Lions	S	8	4	4	0.0	0.0	0	0	0	0	0	0	0	0	0	0	0	0	0	0	0	0	0	0	0	W	31-27
11/06	at Bears	S	10	5	5	0.0	0.0	0	0	0	0	0	0	0	0	0	0	0	0	0	0	0	0	0	0	0	W	35-32
11/13	Browns	S	7	6	1	0.0	0.0	0	0	1	0	0	0	0	0	0	0	0	0	0	0	0	0	0	0	0	W	39-17
11/27	Texans	S	8	7	1	1.0	8.0	1	8	1	0	0	0	0	0	0	0	0	0	1	1	0	0	0	0	0	W	30-15
12/04	at 49ers	S	4	2	2	0.0	0.0	1	4	0	0	0	0	0	0	0	0	0	0	0	0	0	0	0	0	0	L	17-33
12/11	at Chargers	S	6	6	0	0.0	0.0	0	0	0	0	0	0	0	0	0	0	0	0	0	0	0	0	0	0	0	L	17-23
12/17	at Bills	S	4	4	0	0.0	0.0	1	3	0	0	0	0	0	0	0	0	0	0	1	1	0	0	0	0	0	L	29-32
12/25	Packers	S	7	4	3	1.0	13.0	1	13	1	0	0	0	0	0	0	0	0	0	0	0	0	0	0	0	0	L	20-26
01/01	at Patriots	S	9	6	3	1.0	12.0	1	12	1	0	0	0	0	0	0	0	0	0	1	1	0	0	0	0	0	L	21-23
01/08	Jets	S	4	3	1	0.0	0.0	1	5	0	0	0	0	0	0	0	0	0	0	0	0	0	0	0	0	0	W	11-6
2022 TOTALS		17-17	104	65	39	4.5	43.0	10	55	6	0	0	0	0	0	0	0	0	0	0	0	0	0	0	0	9-8		

2021 GAME-BY-GAME REGULAR-SEASON STATISTICS (DOLPHINS)

DATE	OPPONENT	P/S	TACKLES							INTERCEPTIONS				O. FUMB			ST				MISC		W/L	SCORE				
			TK	S	A	SK	YDS	TFL	YDS	QBH	NO	YDS	LG	TD	PD	FF	FR	TD	YDS	TK	S	A			FF	FR	S	A
09/12	at Patriots	S	2	2	0	0.0	0.0	0	0	1	0	0	0	0	1	0	0	0	0	0	0	0	0	0	0	0	W	17-16
09/19	Bills	P	3	0	3	0.0	0.0	0	0	0	0	0	0	0	0	0	0	0	0	0	0	0	0	0	0	0	L	0-35
09/26	at Raiders	S	6	3	3	0.0	0.0	0	0	0	1	85	85	1	1	0	0	0	0	0	0	0	0	0	0	0	L	28-31+
10/03	Colts	S	6	5	1	0.0	0.0	0	0	0	0	0	0	0	0	0	0	0	0	0	0	0	0	0	0	0	L	17-27
10/10	at Buccaneers	S	3	2	1	0.0	0.0	1	1	0	0	0	0	0	0	1	0	0	0	0	0	0	0	0	0	0	L	17-45
10/17	at Jaguars	P	4	2	2	0.0	0.0	0	0	0	0	0	0	0	0	0	0	0	0	0	0	0	0	0	0	0	L	20-23
10/24	Falcons	S	7	5	2	0.0	0.0	1	0	0	0	0	0	0	0	0	0	0	0	0	0	0	0	0	0	0	L	28-30
10/31	at Bills	S	4	2	2	0.0	0.0	0	0	0	0	0	0	0	0	1	0	0	0	0	0	0	0	0	0	0	L	11-26
11/07	Texans	S	7	3	4	0.0	0.0	0	0	0	0	0	0	0	0	0	0	0	0	0	0	0	0	0	0	0	W	17-9
11/11	Ravens	S	6	2	4	1.0	7.0	1	7	1	0	0	0	0	0	0	0	0	0	0	0	0	0	0	0	0	W	22-10
11/21	at Jets	S	5	3	2	0.0	0.0	0	0	0	0	0	0	0	0	0	0	0	0	0	0	0	0	0	0	0	W	24-17
11/28	Panthers	S	3	2	1	0.0	0.0	1	1	0	0	0	0	0	0	0	0	0	0	0	0	0	0	0	0	0	W	33-10
12/05	Jiants	S	2	2	0	0.0	0.0	1	5	0	0	0	0	0	0	1	0	0	0	0	0	0	0	0	0	0	W	20-9
12/19	Steelers	S	6	1	5	0.0	0.0	0	0	0	0	0	0	0	0	0	0	0	0	0	0	0	0	0	0	0	W	31-24
12/27	at Saints	S	7	3	4	0.0	0.0	0	0	0	0	0	0	0	0	0	0	0	0	0	0	0	0	0	0	0	W	20-3
01/02	at Titans	S	7	3	4	0.0	0.0	1	0	0	0	0	0	0	0	0	0	0	0	0	0	0	0	0	0	0	L	3-34
01/09	Patriots	S	5	2	3	0.0	0.0	0	0	0	0	0	0	0	0	0	0	0	0	0	0	0	0	0	0	0	W	33-24
2021 TOTALS		17-15	83	42	41	1.0	7.0	6	14	2	1	85	85T	1	4	2	0	0	0	0	0	0	0	0	0	0	9-8	

+ - Overtime

2020 GAME-BY-GAME REGULAR-SEASON STATISTICS (DOLPHINS)

DATE	OPPONENT	P/S	TACKLES							INTERCEPTIONS				O. FUMB			ST				MISC		W/L	SCORE				
			TK	S	A	SK	YDS	TFL	YDS	QBH	NO	YDS	LG	TD	PD	FF	FR	TD	YDS	TK	S	A			FF	FR	S	A
09/13	at Patriots	S	4	3	1	0.0	0.0	1	1	0	0	0	0	0	0	0	0	0	0	0	0	0	0	0	0	0	L	11-21
09/20	Bills		ON INACTIVE LIST																									
09/24	at Jaguars	S	7	3	4	0.0	0.0	0	0	1	0	0	0	0	0	0	0	0	0	0	0	0	0	0	0	0	W	31-13
10/04	Seahawks	S	8	5	3	0.0	0.0	1	1	0	0	0	0	0	0	1	0	0	0	0	0	0	0	0	0	0	L	23-31
10/11	at 49ers	S	1	1	0	1.0	8.0	1	8	1	0	0	0	0	0	0	0	0	0	0	0	0	0	0	0	0	W	43-17
11/01	Rams	P	5	4	1	0.0	0.0	2	5	0	0	0	0	0	0	0	0	0	0	0	0	0	0	0	0	0	W	28-17
11/08	at Cardinals	S	5	3	2	0.0	0.0	0	0	0	0	0	0	0	0	0	0	0	0	0	0	0	0	0	0	0	W	34-31
11/15	Chargers	S	7	1	6	0.0	0.0	0	0	0	0	0	0	0	0	0	0	0	0	0	0	0	0	0	0	0	W	29-21
11/22	at Broncos	S	5	3	2	0.0	0.0	1	2	0	0	0	0	0	0	0	0	0	0	0	0	0	0	0	0	0	L	13-20
11/29	at Jets	S	5	1	4	0.5	3.5	1	1	1	0	0	0	0	0	0	0	0	0	0	0	0	0	0	0	0	W	20-3
12/06	Bengals	S	1	1	0	0.0	0.0	0	0	0	0	0	0	0	0	0	0	0	0	0	0	0	0	0	0	0	W	19-7
12/13	Chiefs		ON INACTIVE LIST																									
12/20	Patriots	S	9	5	4	0.0	0.0	0	0	0	0	0	0	0	0	1	0	0	0	0	0	0	0	0	0	0	W	22-12
12/26	at Raiders	P	1	1	0	0.0	0.0	0	0	0	0	0	0	0	0	0	0	0	0	0	0	0	0	0	0	0	W	26-25
01/03	at Bills		DID NOT PLAY																									
2020 TOTALS		12-10	58	31	27	1.5	11.5	7	18	3	0	0	0	0	0	1	1	0	0	0	0	0	0	0	0	0	9-6	

2019 GAME-BY-GAME REGULAR-SEASON STATISTICS (PATRIOTS)

DATE	OPPONENT	P/S	TACKLES							INTERCEPTIONS				O. FUMB			ST				MISC		W/L	SCORE				
			TK	S	A	SK	YDS	TFL	YDS	QBH	NO	YDS	LG	TD	PD	FF	FR	TD	YDS	TK	S	A			FF	FR	S	A
09/08	Steelers	P	0	0	0	0.0	0.0	0	0	0	0	0	0	0	0	0	0	0	0	0	0	0	0	0	0	0	W	33-3
09/15	at Dolphins	S	5	3	2	0.0	0.0	0	0	0	0	0	0	0	0	0	0	0	0	0	0	0	0	0	0	0	W	43-0
09/22	Jets	P	4	2	2	0.0	0.0	0	0	0	0	0	0	0	0	0	0	0	0	0	0	0	0	0	0	0	W	30-14
09/29	at Bills	P	1	0	1	0.0	0.0	0	0	0	0	0	0	0	0	0	0	0	0	0	0	0	0	0	0	0	W	16-10
10/06	at Redskins	S	3	2	1	0.0	0.0	0	0	0	0	0	0	0	1	0	0	0	0	0	0	0	0	0	0	0	W	33-7
10/10	Giants	P	0	0	0	0.0	0.0	0	0	0	0	0	0	0	0	0	0	0	0	0	0	0	0	0	0	0	W	35-14
10/21	at Jets	S	1	1	0	0.0	0.0	0	0	0	0	0	0	0	0	0	0	0	1	0	1	0	0	0	0	0	W	33-0
10/27	Browns	P	1	1	0	0.0	0.0	0	0	0	0	0	0	0	0	0	0	0	0	0	0	0	0	0	0	0	W	27-13
11/03	at Ravens	P	4	2	2	0.0	0.0	0	0	0	0	0	0	0	0	0	0	0	0	0	0	0	0	0	0	0	L	20-37
11/17	at Eagles	P	1	1	0	1.0	11.0	1	11	1	0	0	0	0	0	0	0	0	0	0	0	0	0	0	0	0	W	17-10
11/24	Cowboys	P	3	2	1	0.0	0.0	0	0	2	0	0	0	0	0	0	0	0	0	0	0	0	0	0	0	0	W	13-9
12/01	at Texans	P	1	1	0	0.0	0.0	0	0	0	0	0	0	0	0	0	0	0	0	0	0	0	0	0	0	0	L	22-28
12/08	Chiefs	P	0	0	0	0.0	0.0	0	0	0	0	0	0	0	0	0	0	0	0	0	0	0	0	0	0	0	L	16-23
12/15	at Bengals	P	3	2	1	0.0	0.0	0	0	0	0	0	0	0	0	0	0	0	0	0	0	0	0	0	0	0	W	34-13
12/21	Bills	P	0	0	0	0.0	0.0	0	0	0	0	0	0	0	0	0	0	0	0	0	0	0	0	0	0	0	W	24-17
12/29	Dolphins	P	1	1	0	0.0	0.0	0	0	0	0	0	0	0	0	0	0	0	0	0	0	0	0	0	0	0	L	24-27
2019 TOTALS		16-3	28	18	10	1.0	11.0	1	11	3	0	0	0	0	1	0	0	0	0	1	0	1	0	0	0	0	12-4	

2018 GAME-BY-GAME REGULAR-SEASON STATISTICS (PATRIOTS)

DATE	OPPONENT	P/S	TACKLES							INTERCEPTIONS				O. FUMB			ST				MISC		W/L	SCORE				
			TK	S	A	SK	YDS	TFL	YDS	QBH	NO	YDS	LG	TD	PD	FF	FR	TD	YDS	TK	S	A			FF	FR	S	A
09/09	Texans	P	3	0	3	0.0	0.0	0	0	0	0	0	0	0	0	0	0	0	0	0	0	0	0	0	0	0	W	27-20
09/16	at Jaguars	S	1	1	0	0.0	0.0	0	0	0	0	0	0	0	0	0	0	0	0	0	0	0	0	0	0	0	L	20-31
09/23	at Lions	S	7	4	3	0.0	0.0	2	7	0	0	0	0	0	0	0	0	0	0	0	0	0	0	0	0	0	L	10-26
09/30	Dolphins	S	3	1	2	0.0	0.0	1	1	0	0	0	0	0	1	0	0	0	0	0	0	0	0	0	0	0	W	38-7
10/04	Colts	S	6	3	3	0.0	0.0	0	0	0	0	0	0	0	0	0	0	0	0	0	0	0	0	0	0	0	W	38-24
10/14	Chiefs	S	7	2	5	0.0	0.0	0	0	0	0	0	0	0	1	0	0	0	0	0	0	0	0	0	0	0	W	43-40
10/21	at Bears	S	2	1	1	0.0	0.0	0	0	1	0	0	0	0	0	0	0	0	0	0	0	0	0	0	0	0	W	38-31
10/29	at Bills	S	6	4	2	0.0																						



MARK^{LB} ROBINSON

HEIGHT: 5-11
WEIGHT: 235
COLLEGE: Mississippi
BORN: August 14, 1999

HOW ACQUIRED: D7a'22
NFL EXPERIENCE: 3rd year
BIRTHPLACE: Leesburg, GA



PRO CAREER

- ✦ Has played in 21 regular-season games (four starts) in his two-year NFL career (Pittsburgh 2022-23)
- ✦ Made NFL debut in Week 6 of 2022 (vs. Tampa Bay)
- ✦ Made NFL starting debut in Week 17 of 2022 (at Baltimore)

2023 (STEELERS)

- ✦ Played in all 17 regular-season games (two starts)
- ✦ Registered 25 tackles (19 solo), one quarterback hit, one tackle for loss and one forced fumble
- ✦ Had a career-high tying seven tackles (four solo) in Week 13 vs. Arizona
- ✦ Recorded three tackles on special teams

2022 (STEELERS)

- ✦ Played in four regular-season games (no starts)
- ✦ Registered eight tackles (three solo) and one tackle on special teams
- ✦ Had a season-high seven tackles in his first career start in Week 17 at Baltimore

TRANSACTIONS

- ✦ Signed a four-year contract with Pittsburgh on May 13, 2022
- ✦ Drafted by the Steelers in the seventh round (241st overall) of the 2022 NFL Draft

PERSONAL

- ✦ First-Team all-region selection at Lee County High School
- ✦ Son of Sykie Bradwell
- ✦ Full name is Mark Isaiah Robinson
- ✦ Born August 14, 1999

COLLEGE

- ✦ Played in 13 games (nine starts) in his only season at Ole Miss (2021)
- ✦ Registered 92 tackles (42 solo), 8.5 tackles for loss, 3.0 sacks and three QB hits
- ✦ Ranked second on the Rebels in tackles and third in TFLs
- ✦ Played two seasons as a running back at Southeast Missouri (2018-19)
- ✦ Saw action in 25 games and rushed for 909 yards and 14 TDs
- ✦ Played one season as a running back at Presbyterian College (2017)
- ✦ Saw action in all 11 games and made two starts as a freshman
- ✦ Gained 332 yards and led the team with five rushing TDs on 75 carries
- ✦ Named Big South Freshman of the Week after rushing for 86 yards and two TDs against Campbell

MARK ROBINSON'S NFL REGULAR SEASON DEFENSIVE STATISTICS

DATE	TEAM	GP	GS	TACKLES							INTERCEPTIONS					O. FUMB				ST			MISC.			
				TK	S	A	TFL	YDS	SK	YDS	QBH	NO	YDS	LG	TD	PD	FF	FR	TD	YDS	TK	S	A	FF	FR	S
2022	Steelers	4	2	8	3	5	0	0	0.0	0.0	0	0	0	0	0	0	0	0	0	1	0	1	0	0	0	0
2023	Steelers	17	2	25	19	6	1	8	1.0	8.0	1	0	0	0	0	1	0	0	0	5	3	2	0	0	0	0
2024	Steelers	2	0	0	0	0	0	0	0.0	0.0	0	0	0	0	0	0	0	0	0	0	0	0	0	0	0	0
NFL TOTALS		23	4	33	22	11	1	8	1.0	8.0	1	0	0	0	0	1	0	0	0	6	3	3	0	0	0	0

MARK ROBINSON'S NFL POSTSEASON DEFENSIVE STATISTICS

DATE	TEAM	GP	GS	TACKLES							INTERCEPTIONS					O. FUMB				ST			MISC.			
				TK	S	A	TFL	YDS	SK	YDS	QBH	NO	YDS	LG	TD	PD	FF	FR	TD	YDS	TK	S	A	FF	FR	S
2023	Steelers	1	0	5	3	2	0	0	0.0	0.0	0	0	0	0	0	0	0	0	0	0	0	0	0	0	0	0
NFL TOTALS		1	0	5	3	2	0	0	0.0	0.0	0	0	0	0	0	0	0	0	0	0	0	0	0	0	0	0



DARIUS ^{CB} RUSH

HEIGHT: 6-2
WEIGHT: 198
COLLEGE: South Carolina
BORN: February 22, 2000

HOW ACQUIRED: FA '23
NFL EXPERIENCE: 2nd year
BIRTHPLACE: Kingstree, SC



PRO CAREER

- ✦ Has played in three regular-season games (no starts) in his one-year NFL career (Pittsburgh 2023)
- ✦ Made NFL debut in Week 9 of 2023 (vs. Tennessee)
- ✦ Registered three tackles (two solo) and one pass defended

2023 (STEELERS)

- ✦ Played in three regular-season games (no starts)
- ✦ Registered three tackles (two solo) and one pass defended

TRANSACTIONS

- ✦ Signed with Pittsburgh from the Kansas City practice squad on Oct. 18, 2023
- ✦ Signed to the Chiefs practice squad on Aug. 30, 2023
- ✦ Waived by Indianapolis on Aug. 29, 2023
- ✦ Signed a four-year contract with the Colts on May 5, 2023
- ✦ Drafted by Indianapolis in the fifth round (138th overall) of the 2023 NFL Draft

PERSONAL

- ✦ Prepped at C.E. Murray High School in Greeleyville, S.C.
- ✦ Played both offense and defense.
- ✦ Named the Region 5-A Co-Player of the Year.
- ✦ Caught 47 passes for 863 yards and 17 touchdowns.
- ✦ Rushed for 125 yards and a touchdown with a kickoff return for a touchdown as a senior.
- ✦ Selected to the Shrine Bowl of the Carolinas following his senior season.
- ✦ Ranked 19th overall in the state of South Carolina for wide receivers.
- ✦ Was named to the PrepStar All-Atlantic Region team.
- ✦ Graduated with a degree in sport and entertainment management

COLLEGE

- ✦ Played five years for South Carolina (2018-22)
- ✦ Originally joined Carolina's football squad as a wide receiver
- ✦ Totaled 43 games in his Gamecocks career with 21 starts
- ✦ Registered 74 tackles, four tackles for loss, three interceptions and 15 passes defended
- ✦ Started nine games in 2022
- ✦ Recorded career-high 38 tackles (28 solo) with two tackles for loss, two interceptions and seven passes defended
- ✦ As a redshirt junior in 2021, played in all 13 games (started in 12)
- ✦ Recorded 25 tackles (23 solo) in 2021
- ✦ Ranked second on the team in passes defended with eight
- ✦ Saw action in eight games in 2020
- ✦ Played a role on special teams
- ✦ Had eight tackles on the season (seven solo)
- ✦ As a redshirt freshman (2019) transitioned to the secondary after entering the team as a wide receiver in 2018
- ✦ Played in all 12 games with most minutes coming on special teams
- ✦ Redshirted his freshman year (2018)
- ✦ Named to the 2021 and 2019 SEC Fall Academic Honor Roll
- ✦ Named to the First-Year SEC Academic Honor Roll (2018)

DARIUS RUSH'S NFL REGULAR SEASON DEFENSIVE STATISTICS

DATE	TEAM	GP	GS	TACKLES							INTERCEPTIONS							O. FUMB				ST				MISC.										
				TK	S	A	TFL	YDS	SK	YDS	QBH	NO	YDS	LG	TD	PD	FF	FR	TD	YDS	TK	S	A	FF	FR	S	A									
2023	Chiefs	0	0	0	0	0	0	0	0	0	0	0	0	0	0	0	0	0	0	0	0	0	0	0	0	0	0	0	0	0	0	0	0	0	0	
Went from Kansas City to Pittsburgh.																																				
2023	Steelers	3	0	3	2	1	0	0	0	0	0	0	0	0	0	0	1	0	0	0	0	0	0	0	0	0	0	0	0	0	0	0	0	0	0	0
2023	TOTAL	3	0	3	2	1	0	0	0	0	0	0	0	0	0	0	1	0	0	0	0	0	0	0	0	0	0	0	0	0	0	0	0	0	0	0
2024	Steelers	2	0	0	0	0	0	0	0	0	0	0	0	0	0	0	0	0	0	0	0	0	0	0	0	0	0	0	0	0	0	0	0	0	0	0
NFL TOTALS		5	0	3	2	1	0	0	0	0	0	0	0	0	0	0	1	0	0	0	0	0	0	0	0	0	0	0	0	0	0	0	0	0	0	0

DARIUS RUSH'S NFL POSTSEASON DEFENSIVE STATISTICS

DATE	TEAM	GP	GS	TACKLES							INTERCEPTIONS							O. FUMB				ST				MISC.										
				TK	S	A	TFL	YDS	SK	YDS	QBH	NO	YDS	LG	TD	PD	FF	FR	TD	YDS	TK	S	A	FF	FR	S	A									
2023	Steelers	0	0	0	0	0	0	0	0	0	0	0	0	0	0	0	0	0	0	0	0	0	0	0	0	0	0	0	0	0	0	0	0	0	0	0
NFL TOTALS		0	0	0	0	0	0	0	0	0	0	0	0	0	0	0	0	0	0	0	0	0	0	0	0	0	0	0	0	0	0	0	0	0	0	0

SINGLE-GAME HIGHS: DEFENSIVE

Total Tackles 3 vs. Tennessee Titans, Nov 02, 2023
 Solo Tackles 2 vs. Tennessee Titans, Nov 02, 2023

Passes Defensed 1 vs. Tennessee Titans, Nov 02, 2023

2024 GAME-BY-GAME REGULAR-SEASON STATISTICS (STEELERS)


DATE	OPPONENT	P/S	TACKLES					INTERCEPTIONS				O. FUMB			ST			MISC		W/L	SCORE							
			TK	S	A	SK	YDS	TFL	YDS	QBH	NO	YDS	LG	TD	PD	FF	FR	TD	YDS			TK	S	A	FF	FR	S	A
09/08	at Falcons	P	0	0	0	0.0	0.0	0	0	0	0	0	0	0	0	0	0	0	0	0	0	0	0	0	0	0	W	18-10
09/15	at Broncos	P	0	0	0	0.0	0.0	0	0	0	0	0	0	0	0	0	0	0	0	0	0	0	0	0	0	W	13-6	
2024 TOTALS		2-0	0	0	0	0.0	0.0	0	0	0	0	0	0	0	0	0	0	0	0	0	0	0	0	0	0	2-0		

2023 GAME-BY-GAME REGULAR-SEASON STATISTICS (CHIEFS/STEELERS)

DATE	OPPONENT	P/S	TACKLES					INTERCEPTIONS				O. FUMB			ST			MISC		W/L	SCORE						
			TK	S	A	SK	YDS	TFL	YDS	QBH	NO	YDS	LG	TD	PD	FF	FR	TD	YDS			TK	S	A	FF	FR	S
09/07	Lions																									L	20-21
09/17	at Jaguars																									W	17-9
09/24	Bears																									W	41-10
10/01	at Jets																									W	23-20
10/08	at Vikings																									W	27-20
10/12	Broncos																									W	19-8
10/22	at Rams																									W	24-17
10/29	Jaguars																									L	10-20
11/02	Titans	P	3	2	1	0.0	0.0	0	0	0	0	0	1	0	0	0	0	0	0	0	0	0	0	0	0	W	20-16
11/12	Packers																									W	23-19
11/19	at Browns																									L	10-13
11/26	at Bengals	P	0	0	0	0.0	0.0	0	0	0	0	0	0	0	0	0	0	0	0	0	0	0	0	0	0	W	16-10
12/03	Cardinals																									L	10-24
12/07	Patriots	P	0	0	0	0.0	0.0	0	0	0	0	0	0	0	0	0	0	0	0	0	0	0	0	0	0	L	18-21
12/16	at Colts																									L	13-30
12/23	Bengals																									W	34-11
12/31	at Seahawks																									W	30-23
01/06	at Ravens																									W	17-10
2023 TOTALS		3-0	3	2	1	0.0	0.0	0	0	0	0	0	1	0	0	0	0	0	0	0	0	0	0	0	0	12-6	

2023 GAME-BY-GAME POSTSEASON STATISTICS (STEELERS)

DATE	OPPONENT	P/S	TACKLES					INTERCEPTIONS				O. FUMB			ST			MISC		W/L	SCORE						
			TK	S	A	SK	YDS	TFL	YDS	QBH	NO	YDS	LG	TD	PD	FF	FR	TD	YDS			TK	S	A	FF	FR	S
01/15	at Bills																									L	17-31
2023 TOTALS			0	0	0	0.0	0.0	0	0	0	0	0	0	0	0	0	0	0	0	0	0	0	0	0	0	0-1	



ISAAC DL SEUMALO

HEIGHT: 6-4
WEIGHT: 303
COLLEGE: Oregon State
BORN: October 29, 1993

HOW ACQUIRED: FA '23
NFL EXPERIENCE: 9th year
BIRTHPLACE: Corvallis, OR



PRO CAREER

- ✦ Has played in 81 games (60 starts) in his seven-year NFL career with Philadelphia (2016-22)
- ✦ Has started 40 games at left guard, 19 games at right guard and one at right tackle
- ✦ Was a member of the Eagles' Super Bowl LII-winning team in 2017
- ✦ Made NFL debut in Week 9 of 2016 (at New York Giants)
- ✦ Made NFL starting debut in Week 12 of 2016 (vs. Green Bay)

2023 (STEELERS)

- ✦ Started all 17 regular-season games at left guard
- ✦ Did not allow a sack and was whistled for only one penalty all season, according to Pro Football Focus
- ✦ Blocked for RB Najee Harris to run for 1,000-plus yards on the season, including a season-high 122 yards in Week 17 at Seattle
- ✦ Helped a Pittsburgh rush offense rank in the top five after Week 9 in rushes (323, 1st), rush yards (1,452, 2nd), longest rush (74t, 2nd), yards after contact/rush (3.37, 2nd), 10+ yard rushes (39, 4th), first downs by rush (79, 3rd), rush TDs (13, t-2nd), rushes/game (32.3, 2nd), rush yards/game (145.2, 2nd) and 10+ yard rushes/game (3.90, 5th)
- ✦ Part of an offensive line that did not allow a sack in two games and just one sack in four games
- ✦ Played all 1,038 offensive snaps

2022 (EAGLES)

- ✦ Started all 17 games at right guard
- ✦ Supported an offense that scored a franchise-record 57 scrimmage touchdowns and totaled 477 points
- ✦ Set team records in third-down conversion rate (45.9 percent) and red zone touchdown efficiency (67.8 percent)
- ✦ Blocked for an offense that produced 32 rushing touchdowns, which tied for the third-most in NFL history
- ✦ Helped the offense total 363 rushing yards in Week 12 vs. Green Bay, the team's highest single-game total since 1948

2021 (EAGLES)

- ✦ Appeared in 168 snaps over three starts at left guard
- ✦ Allowed zero sacks and zero quarterback hits prior to a season-ending injury sustained in Week 3 at Dallas

2020 (EAGLES)

- ✦ Played 587 snaps in nine starts at left guard
- ✦ His 77.4 pass-blocking grade (PFF) ranked fourth among left guards with a minimum of 350 pass-blocking snaps

2019 (EAGLES)

- ✦ Saw action in a career-high 1,181 snaps and started all 16 games at left guard
- ✦ Paved the way for an offense that ranked third in the NFL in red zone touchdown efficiency (66.7 percent) and fourth in third-down conversions (45.4 percent)

2018 (EAGLES)

- ✦ Totaled 548 snaps over 13 contests (nine starts at left guard)
- ✦ Surrendered only one sack in 345 pass-blocking opportunities

2017 (EAGLES)

- ✦ Logged 284 snaps over 14 games (two starts at left guard) during the Eagles' Super Bowl LII-winning campaign
- ✦ Helped the Eagles lead the League in red zone offense (65.5 percent) and rank third in rushing offense (132.2 yards per game)

2016 (EAGLES)

- ✦ Saw action in nine games, including four starts at three different positions (two at right guard, one at right tackle and one at left guard)
- ✦ Appeared at right guard in his starting debut in Week 12 vs. Green Bay

TRANSACTIONS

- ✦ Signed a three-year contract with Pittsburgh on Mar. 19, 2023
- ✦ Signed a three-year contract extension with Philadelphia on Mar. 4, 2019
- ✦ Signed a four-year contract with Philadelphia on May 6, 2016
- ✦ Drafted by Philadelphia in the third round (79th overall) of the 2016 NFL Draft

PERSONAL

- ✦ Attended Corvallis High School (OR)
- ✦ Voted a 5A first team all-state as an offensive and defensive lineman as a junior and senior
- ✦ Under Armour and ESPN All-American
- ✦ Rivals four-star athlete, rated the No. 3 offensive guard in the country, the No. 1 overall prospect in Oregon and the No. 52 overall prospect in the country
- ✦ Registered 94 tackles and nine sacks as a defensive lineman as a senior
- ✦ Originally born in Hawaii

COLLEGE

- ✦ Started 37 games at Oregon State (2012-15)
- ✦ Registered starts at every position on the offensive line except left guard (23 at center, nine at right guard, three at left tackle and two at right tackle)
- ✦ Named Pac-12 All-Conference Honorable Mention in 2012 and 2015
- ✦ Missed the 2014 season due to a foot injury
- ✦ One of four team captains in 2014, becoming the first brother (Andrew, 2012) combination chosen as team captains in school history
- ✦ Earned Pac-12 All-Conference Second Team in 2013
- ✦ Selected to Pac-12 All-Academic First Team in 2013 and 2015
- ✦ Selected as a Freshman All-American in 2012
- ✦ Became the first freshman to start at center for OSU since Roger Levasa in 1978
- ✦ One of only two true freshmen to start their season-openers at center in the nation (Hawai'i)

ISAAC SEUMALO'S NFL REGULAR SEASON STATISTICS

DATE	TEAM	GP	GS
2016	Eagles	9	4
2017	Eagles	14	2
2018	Eagles	13	9
2019	Eagles	16	16
2020	Eagles	9	9
2021	Eagles	3	3
2022	Eagles	17	17
2023	Steelers	17	17
2024	Steelers	0	0
NFL TOTALS		98	77

ISAAC SEUMALO'S NFL POSTSEASON STATISTICS

DATE	TEAM	GP	GS
2017	Eagles	3	0
2018	Eagles	2	2
2019	Eagles	1	1
2021	Eagles	0	0
2022	Eagles	3	3
2023	Steelers	1	1
NFL TOTALS		10	7

2024 GAME-BY-GAME REGULAR-SEASON STATISTICS (STEELERS)

DATE	OPPONENT	P/S	W/L	SCORE
09/08	at Falcons		W	18-10
09/15	at Broncos		W	13-6
2024 TOTALS		0-0		



CORY ^{DB}
TRICE JR.

HEIGHT: 6-3
WEIGHT: 206
COLLEGE: Purdue
BORN: May 30, 2000

HOW ACQUIRED: D7a '23
NFL EXPERIENCE: 1st year
BIRTHPLACE: Hopkinsville, KY



PRO CAREER

- ✦ Has yet to make NFL debut
- ✦ Missed the 2023 season following a knee injury suffered in training camp

TRANSACTIONS

- ✦ Signed four-year contract with Pittsburgh on May 11, 2023
- ✦ Drafted by the Steelers in the seventh round (241st overall) of the 2023 NFL Draft

PERSONAL

- ✦ Had 31 tackles in eight games for Christian County
- ✦ Named the Southern Pennyrile Football Athlete of the Year
- ✦ Named Class 5A-District 1 Player of the Year
- ✦ Selected for the Best of the Bluegrass All-Star Game
- ✦ Named first team All-Western Kentucky Conference
- ✦ Had a 97-yard kickoff return for a touchdown in the season-opener and returned three punts for touchdowns during the season
- ✦ Scored two touchdowns and a two-point conversion against Apollo with a 45-yard interception return and an 86-yard fumble return
- ✦ Recorded three interceptions on the season
- ✦ Full name is Cory Carlisle Trice Jr.
- ✦ Graduated Major: Communication
- ✦ Pursuing MS in Technology Leadership & Innovation
- ✦ Parents: Tomica Mason (mother)

COLLEGE

- ✦ Appeared in 34 games (24 starts) at Purdue (2018-22)
- ✦ Returned a pair of interceptions for a touchdown over his career, against Maryland (Oct. 12, 2019) and at Indiana (Nov. 26, 2023) which sealed Purdue's rivalry victory as well as the Big Ten West title
- ✦ Recorded five interceptions to go along with 20 pass breakups and 105 tackles
- ✦ All-Big Ten honorable mention (coaches, media)
- ✦ All Big-Ten third team (Pro Football Focus)
- ✦ National Football Foundation Hampshire Honor Society
- ✦ Started 13 games, making 34 tackles to go along with two interceptions and a team-high 10 pass breakups
- ✦ His pick-six late in the fourth quarter of the Old Oaken Bucket Game sealed the win and Purdue claiming the outright Big Ten West title
- ✦ Made a season-high eight tackles in the victory over the Hoosiers
- ✦ Intercepted a pass and made five solo tackles in a win at Maryland
- ✦ Had five games with at least four tackles

CORY TRICE JR.'S NFL REGULAR SEASON DEFENSIVE STATISTICS

DATE	TEAM	GP	GS	TACKLES					INTERCEPTIONS					O. FUMB			ST				MISC.					
				TK	S	A	TFL	YDS	SK	YDS	QBH	NO	YDS	LG	TD	PD	FF	FR	TD	YDS	TK	S	A	FF	FR	S
2023	Steelers	0	0	0	0	0	0	0	0.0	0.0	0	0	0	0	0	0	0	0	0	0	0	0	0	0	0	0
2024	Steelers	2	0	2	2	0	0	0	0.0	0.0	0	1	0	0	0	1	0	0	0	0	0	0	0	0	0	0
NFL TOTALS		2	0	2	2	0	0	0	0.0	0.0	0	1	0	0	0	1	0	0	0	0	0	0	0	0	0	0

CORY TRICE JR.'S NFL POSTSEASON DEFENSIVE STATISTICS

DATE	TEAM	GP	GS	TACKLES					INTERCEPTIONS					O. FUMB			ST				MISC.					
				TK	S	A	TFL	YDS	SK	YDS	QBH	NO	YDS	LG	TD	PD	FF	FR	TD	YDS	TK	S	A	FF	FR	S
2023	Steelers	0	0	0	0	0	0	0	0.0	0.0	0	0	0	0	0	0	0	0	0	0	0	0	0	0	0	0
NFL TOTALS		0	0	0	0	0	0	0	0.0	0.0	0	0	0	0	0	0	0	0	0	0	0	0	0	0	0	0

SINGLE-GAME HIGHS: DEFENSIVE

Total Tackles 2 at Denver Broncos, Sep 15, 2024

Solo Tackles 2 at Denver Broncos, Sep 15, 2024

2024 GAME-BY-GAME REGULAR-SEASON STATISTICS (STEELERS)

DATE	OPPONENT	P/S	TACKLES						INTERCEPTIONS					O. FUMB			ST				MISC		W/L	SCORE				
			TK	S	A	SK	YDS	TFL	YDS	QBH	NO	YDS	LG	TD	PD	FF	FR	TD	YDS	TK	S	A			FF	FR	S	A
09/08	at Falcons	P	0	0	0	0.0	0.0	0	0	0	0	0	0	0	0	0	0	0	0	0	0	0	0	0	0	0	W	18-10
09/15	at Broncos	P	2	2	0	0.0	0.0	0	0	0	0	1	0	0	0	1	0	0	0	0	0	0	0	0	0	0	W	13-6
2024 TOTALS		2-0	2	2	0	0.0	0.0	0	0	0	0	1	0	0	0	1	0	0	0	0	0	0	0	0	0	0	2-0	

2023 GAME-BY-GAME REGULAR-SEASON STATISTICS (STEELERS)

DATE	OPPONENT	P/S	TACKLES						INTERCEPTIONS					O. FUMB			ST				MISC		W/L	SCORE			
			TK	S	A	SK	YDS	TFL	YDS	QBH	NO	YDS	LG	TD	PD	FF	FR	TD	YDS	TK	S	A			FF	FR	S
09/10	49ers																									L	7-30
09/18	Browns																									W	26-22
09/24	at Raiders																									W	23-18
10/01	at Texans																									L	6-30
10/08	Ravens																									W	17-10
10/22	at Rams																									W	24-17
10/29	Jaguars																									L	10-20
11/02	Titans																									W	20-16
11/12	Packers																									W	23-19
11/19	at Browns																									L	10-13
11/26	at Bengals																									W	16-10
12/03	Cardinals																									L	10-24
12/07	Patriots																									L	18-21
12/16	at Colts																									L	13-30
12/23	Bengals																									W	34-11
12/31	at Seahawks																									W	30-23
01/06	at Ravens																									W	17-10
2023 TOTALS			0	0	0	0.0	0.0	0	0	0	0	0	0	0	0	0	0	0	0	0	0	0	0	0	0	0	10-7

2023 GAME-BY-GAME POSTSEASON STATISTICS (STEELERS)

DATE	OPPONENT	P/S	TACKLES						INTERCEPTIONS					O. FUMB			ST				MISC		W/L	SCORE				
			TK	S	A	SK	YDS	TFL	YDS	QBH	NO	YDS	LG	TD	PD	FF	FR	TD	YDS	TK	S	A			FF	FR	S	A
01/15	at Bills																										L	17-31
2023 TOTALS			0	0	0	0.0	0.0	0	0	0	0	0	0	0	0	0	0	0	0	0	0	0	0	0	0	0	0-1	

CORLISS P WAITMAN

HEIGHT: 6-2
WEIGHT: 210
COLLEGE: South Alabama
BORN: July 21, 1975

HOW ACQUIRED: FA '24
NFL EXPERIENCE: 3rd year
BIRTHPLACE: Milton, FL



REGULAR SEASON COMPARISON: PUNTING - LOS ANGELES CHARGERS

DATE	OPP	W/L	GP/GS	NO.	YDS.	AVG.	TB	I20	LG
10/17/22	DEN @ LAC	L	P	7	323	46.1	0	4	58
1/8/23	DEN vs. LAC	W	P	5	238	47.6	0	1	59
TOTALS		1/1	2/0	12	561	46.8	0	5	59

CORLISS WAITMAN'S NFL REGULAR SEASON PUNTING STATISTICS

DATE	TEAM	GP	NO.	YDS.	AVG.	OPP. RET.	YDS.	NET YDS.	AVG.	TB	IN20	LG	BK
2020	Steelers	0	0	0	0.0	0	0	0	0.0	0	0	0	0
2021	Raiders	0	0	0	0.0	0	0	0	0.0	0	0	0	0
Went from Las Vegas to New England.													
2021	Patriots	0	0	0	0.0	0	0	0	0.0	0	0	0	0
Went from New England to Pittsburgh.													
2021	Steelers	2	7	365	52.1	32	47	298	42.6	1	1	63	0
2021	TOTAL	2	7	365	52.1	32	47	298	42.6	1	1	63	0
2022	Broncos	17	96	4,470	46.6	44	362	3,988	41.5	6	30	59	0
2023	Patriots	0	0	0	0.0	0	0	0	0.0	0	0	0	0
2024	Bears	0	0	0	0.0	0	0	0	0.0	0	0	0	0
NFL TOTALS		19	103	4,835	46.9	76	409	4,286	41.6	7	31	63	0

SINGLE-GAME HIGHS: PUNTER

Punts	10 vs. San Francisco 49ers, Sep 25, 2022 9 at Tennessee Titans, Nov 13, 2022	Net Punting Avg	46.8 at Jacksonville Jaguars, Oct 30, 2022 46.1 at Carolina Panthers, Nov 27, 2022
Gross Punting Yards	476 vs. San Francisco 49ers, Sep 25, 2022 424 at Denver Broncos, Sep 15, 2024	Longest Punts	63 at Kansas City Chiefs, Dec 26, 2021 59 vs. Los Angeles Chargers, Jan 08, 2023
Gross Punting Avg	53.0 at Denver Broncos, Sep 15, 2024 52.4 at Carolina Panthers, Nov 27, 2022	Inside the 20	6 vs. San Francisco 49ers, Sep 25, 2022 4 at Los Angeles Chargers, Oct 17, 2022
Net Punting Yards	436 vs. San Francisco 49ers, Sep 25, 2022 344 at Denver Broncos, Sep 15, 2024		

2023 GAME-BY-GAME REGULAR-SEASON STATISTICS (PATRIOTS)

DATE	OPPONENT	NO.	YDS.	AVG.	OPP. RET.	YDS.	NET YDS.	AVG	TB	IN20	LG	BK	W/L	SCORE
09/17	Dolphins						PRACTICE SQUAD						L	17-24
09/24	at Jets						PRACTICE SQUAD						W	15-10
10/01	at Cowboys						PRACTICE SQUAD						L	3-38
10/08	Saints						NOT ON ROSTER						L	0-34
10/15	at Raiders						NOT ON ROSTER						L	17-21
10/22	Bills						NOT ON ROSTER						W	29-25
10/29	at Dolphins						NOT ON ROSTER						L	17-31
11/05	Commanders						NOT ON ROSTER						L	17-20
11/12	Colts						NOT ON ROSTER						L	6-10
11/26	at Giants						NOT ON ROSTER						L	7-10
12/03	Chargers						NOT ON ROSTER						L	0-6
12/07	at Steelers						NOT ON ROSTER						W	21-18
12/17	Chiefs						NOT ON ROSTER						L	17-27
12/24	at Broncos						NOT ON ROSTER						W	26-23
12/31	at Bills						NOT ON ROSTER						L	21-27
01/07	Jets						NOT ON ROSTER						L	3-17
2023 TOTALS		0	0	0	0.0	0	0	0.0	0	0	0	0	4-12	

2022 GAME-BY-GAME REGULAR-SEASON STATISTICS (BRONCOS)

DATE	OPPONENT		NO.	YDS.	AVG.	OPP. RET.	YDS.	NET YDS.	AVG	TB	IN20	LG	BK	W/L	SCORE
09/12	at Seahawks	P	1	36	36.0	0	0	36	36.0	0	1	36	0	L	16-17
09/18	Texans	P	5	214	42.8	1	7	167	33.4	2	1	50	0	W	16-9
09/25	49ers	P	10	476	47.6	5	40	436	43.6	0	6	57	0	W	11-10
10/02	at Raiders	P	5	241	48.2	3	7	214	42.8	1	2	55	0	L	23-32
10/06	Colts	P	5	229	45.8	3	22	207	41.4	0	1	52	0	L	9-12+
10/17	at Chargers	P	7	323	46.1	3	39	284	40.6	0	4	58	0	L	16-19+
10/23	Jets	P	6	240	40.0	0	0	240	40.0	0	3	46	0	L	9-16
10/30	at Jaguars	P	6	306	51.0	4	25	281	46.8	0	1	54	0	W	21-17
11/13	at Titans	P	9	411	45.7	4	51	340	37.8	1	0	58	0	L	10-17
11/20	Raiders	P	4	187	46.8	4	28	159	39.8	0	0	54	0	L	16-22+
11/27	at Panthers	P	7	367	52.4	5	44	323	46.1	0	2	58	0	L	10-23
12/04	at Ravens	P	7	288	41.1	1	3	285	40.7	0	2	46	0	L	9-10
12/11	Chiefs	P	7	333	47.6	4	22	291	41.6	1	0	51	0	L	28-34
12/18	Cardinals	P	5	224	44.8	2	11	213	42.6	0	3	56	0	W	24-15
12/25	at Rams	P	2	100	50.0	1	12	88	44.0	0	1	56	0	L	14-51
01/01	at Chiefs	P	5	257	51.4	2	14	223	44.6	1	2	57	0	L	24-27
01/08	Chargers	P	5	238	47.6	2	37	201	40.2	0	1	59	0	W	31-28
2022 TOTALS			17	96	4,470	46.6	44	362	3,988	41.5	6	30	59	0	5-12

+ - Overtime

2021 GAME-BY-GAME REGULAR-SEASON STATISTICS (RAIDERS/PATRIOTS/STEELERS)

DATE	OPPONENT		NO.	YDS.	AVG.	OPP. RET.	YDS.	NET YDS.	AVG	TB	IN20	LG	BK	W/L	SCORE
09/13	Ravens						NOT ON ROSTER							W	33-27+
09/19	at Steelers						NOT ON ROSTER							L	26-17
09/26	Dolphins						NOT ON ROSTER							W	31-28+
10/04	at Chargers						NOT ON ROSTER							L	14-28
10/10	Bears						NOT ON ROSTER							L	9-20
10/17	at Broncos						NOT ON ROSTER							W	34-24
10/24	Eagles						NOT ON ROSTER							W	33-22
11/07	at Giants						NOT ON ROSTER							L	16-23
11/14	Chiefs						NOT ON ROSTER							L	14-41
11/21	Bengals						NOT ON ROSTER							L	13-32
							Went from Raiders to Patriots .							W	36-13
11/28	Titans						PRACTICE SQUAD							W	14-10
12/06	at Bills						PRACTICE SQUAD							W	17-27
12/18	at Colts						PRACTICE SQUAD							L	17-27
							Went from Patriots to Steelers .							W	16-13
12/26	at Chiefs	P	2	121	60.5	1	18	83	41.5	1	0	63	0	L	10-36
01/03	Browns	P	5	244	48.8	4	29	215	43.0	0	1	53	0	W	26-14
01/09	at Ravens						ON INACTIVE LIST							W	16-13+
2021 TOTALS			2	7	365	52.1	5	47	298	42.6	1	1	63	0	9-7

+ - Overtime

2020 GAME-BY-GAME REGULAR-SEASON STATISTICS (STEELERS)

DATE	OPPONENT		NO.	YDS.	AVG.	OPP. RET.	YDS.	NET YDS.	AVG	TB	IN20	LG	BK	W/L	SCORE
09/14	at Giants						PRACTICE SQUAD							W	26-16
09/27	Texans						PRACTICE SQUAD							W	28-21
10/11	Eagles						PRACTICE SQUAD							W	38-29
10/18	Browns						PRACTICE SQUAD							W	38-7
10/25	at Titans						PRACTICE SQUAD							W	27-24
11/01	at Ravens						PRACTICE SQUAD							W	28-24
11/08	at Cowboys						PRACTICE SQUAD							W	24-19
11/15	Bengals						PRACTICE SQUAD							W	36-10
11/22	at Jaguars						PRACTICE SQUAD							W	27-3
12/02	Ravens						PRACTICE SQUAD							W	19-14
12/07	Football Team						PRACTICE SQUAD							L	17-23
12/13	at Bills						PRACTICE SQUAD							L	15-26
12/21	at Bengals						PRACTICE SQUAD							L	17-27
12/27	Colts						PRACTICE SQUAD							W	28-24
01/03	at Browns						PRACTICE SQUAD							L	22-24
2020 TOTALS			0	0	0	0.0	0	0	0.0	0	0	0	0	0	11-4

2021 GAME-BY-GAME POSTSEASON STATISTICS (STEELERS)

DATE	OPPONENT		NO.	YDS.	AVG.	OPP. RET.	YDS.	NET YDS.	AVG	TB	IN20	LG	BK	W/L	SCORE
01/16	at Chiefs						DID NOT PLAY							L	21-42
2021 TOTALS			0	0	0	0.0	0	0	0.0	0	0	0	0	0-1	

2020 GAME-BY-GAME POSTSEASON STATISTICS (STEELERS)

DATE	OPPONENT		NO.	YDS.	AVG.	OPP. RET.	YDS.	NET YDS.	AVG	TB	IN20	LG	BK	W/L	SCORE
01/10	Browns						PRACTICE SQUAD							L	37-48
2020 TOTALS			0	0	0	0.0	0	0	0.0	0	0	0	0	0-1	



JAYLEN^{RB} WARREN

HEIGHT: 5-8
WEIGHT: 215
COLLEGE: Oklahoma State
BORN: November 1, 1998

HOW ACQUIRED: UDFA '22
NFL EXPERIENCE: 3rd year
BIRTHPLACE: Cottonwoods Heights, UT



PRO CAREER

- ✦ Has played in 33 regular-season games (no starts) in two-year NFL career (Pittsburgh 2022-23)
- ✦ Has recorded 1,163 rushing yards and five rushing TDs on 226 attempts (5.1 avg.) and added 89 catches for 584 yards (6.6 avg.) and six receiving TDs
- ✦ Warren and Najee Harris each eclipsed 1,000 scrimmage yards in 2023
- ✦ Warren and Harris were the fourth duo in franchise history to eclipse 1,000 scrimmage yards in the same season and first since Walter Abercrombie and Earnest Jackson in 1986 (Abercrombie and Frank Pollard also accomplished the feat in 1985, as did Franco Harris and Rocky Bleier in 1976)
- ✦ Warren and Harris each rushed for at least 750 yards in 2023
- ✦ First pair of Steelers' running backs to rush for 750 or more yards in the same since season 2004 (Jerome Bettis, 941; Duce Staley, 830)
- ✦ Made NFL debut in Week 1 of 2022 (at Cincinnati)

2023 (STEELERS)

- ✦ Played in 17 regular-season games (no starts)
- ✦ Rushed 149 times for 784 yards (5.3 avg.) and four TDs
- ✦ Added 61 receptions for 370 yards (6.1 avg.)
- ✦ Warren and Najee Harris each eclipsed 1,000 scrimmage yards in 2023
- ✦ Warren and Harris were the fourth duo in franchise history to eclipse 1,000 scrimmage yards in the same season and first since Walter Abercrombie and Earnest Jackson in 1986 (Abercrombie and Frank Pollard also accomplished the feat in 1985, as did Franco Harris and Rocky Bleier in 1976)
- ✦ Warren and Harris each rushed for at least 750 yards in 2023
- ✦ First pair of Steelers' running backs to rush for 750 or more yards in the same since season 2004 (Jerome Bettis, 941; Duce Staley, 830)
- ✦ Rushed 13 times for 75 yards (5.8 avg.) and one TD while adding 23 receiving yards on four receptions (5.8 avg.) in Week 17 at Seattle
- ✦ Registered an 18-yard TD run with 1:47 remaining in the first quarter that gave the Steelers a 7-0 lead over the Seahawks
- ✦ Led the team with 129 yards on nine carries (14.3 avg.) while adding 16 receiving yards on three receptions (5.3 avg.) in Week 11 at Cleveland
- ✦ Registered a 74-yard TD run with 14:10 remaining in the third quarter that cut the Browns lead to 10-7
- ✦ The 74-yard TD run was the longest by the Steelers since Le'Veon Bell had an 81-yard TD run in Week 3 of 2014 (at Carolina)
- ✦ The 74-yard TD run was the second-longest by the Steelers in the series history with Cleveland (Willie Parker had an 80-yard TD run in Week 16 of 2005)
- ✦ Rushed for 100 yards or more in both Week 10 (vs. Green Bay) and Week 11 (at Cleveland)
- ✦ First Steelers player to rush for 100 or more yards in consecutive games since James Conner in Weeks 2-3 of 2020
- ✦ First undrafted running back to register back-to-back 100-yard rushing games since C.J. Anderson (L.A. Rams) in Weeks 16 and 17 of 2018
- ✦ Second undrafted running back in franchise history to register back-to-back 100-yard rushing games
- ✦ Willie Parker is the only other undrafted running back in franchise history to accomplish the feat (had streaks of four games, three games, three games, two games, two games and two games)
- ✦ Registered 19 runs of 10 yards or more after Week 9, which was tied for the fifth-most in the League over the span
- ✦ Averaged 5.86 yards/rush after Week 9, which was the second-best in the League over the span (min. 100 carries)

2022 (STEELERS)

- ✦ Played in 16 regular-season games (no starts)
- ✦ Rushed 77 times for 379 yards and one touchdown
- ✦ Added on 28 receptions for 214 yards
- ✦ Ranked sixth in rushing yards by an undrafted free agent running back in 2022
- ✦ Broke off runs of 10-plus yards 11 times, including three in Week 8 at Philadelphia
- ✦ Caught a pass for 26 yards, his longest reception and the longest by a Steelers running back of the season, in Week 10 vs. New Orleans
- ✦ Was inactive Week 12 at Indianapolis due to injury
- ✦ Punched in his first career touchdown in Week 15 at Carolina on a two-yard run
- ✦ Had a season-long 31-yard run in Week 17 at Baltimore to contribute to his total of 98 all-purpose yards

TRANSACTIONS

- ✦ Signed as an undrafted free agent with Pittsburgh on May 2, 2022

PERSONAL

- ✦ Derrell Jaylen Warren was born Nov. 1, 1998, in Clinton, North Carolina
- ✦ Son of Derrick and Salaneta Warren
- ✦ Graduated with a degree in sociology
- ✦ Named the 2016 Deseret News' Mr. Football and the Salt Lake Tribune Player of the Year after leading East to an undefeated 14-0 season and second consecutive Class 4A state championship
- ✦ Helped the Leopards lead the nation in rushing with 6,797 yards (485.5 ypg)
- ✦ Totaled 3,099 yards rushing during his senior season to shatter the 37-year-old single-season state rushing record, while becoming the first player in the history of Utah high school football to ever reach the 3,000-yard mark
- ✦ Tied a single-season state record with 38 rushing touchdowns as a senior in 2016

COLLEGE

- ✦ A JUCO product (Snow College, 2018) who played two years at Utah State (2019-20) before transferring to Oklahoma State for his final collegiate season (2021)
- ✦ Rushed for 2,126 yards and 19TDs on 407 carries (5.0 yards/rush) in 29 career college games
- ✦ Named the 2021 Big 12 Offensive Newcomer of the Year by the league's head coaches
- ✦ Voted as a captain by his teammates at the end of his lone season in Stillwater
- ✦ One of seven finalists for the 2021 Polynesian College Football Player of the Year Award
- ✦ Finished 2021 ranked in top 25 among all FBS players with 1,216 rushing yards and 11 carries of at least 20 yards
- ✦ Ranked 28th in the FBS with 1,441 yards from scrimmage in 2021
- ✦ His '21 season rushing total tied for 19th-most in a single season in school history
- ✦ Started the final 12 games of the year and played in all 14, although he was available for just the first two snaps with no carries due to an injury in the Big 12 Championship game
- ✦ Scored 11 rushing TDs on the year
- ✦ Finished with five 100-yard rushing performances, including 218 vs. Boise State, 193 vs. Texas, 125 vs. Baylor, 123 vs. Kansas State and 113 vs. TCU
- ✦ Had OSU's longest rush (75-yard TD run at Boise State) and reception (52-yard catch vs. K-State) of the year
- ✦ Had two of the top six single-game rushing yardage totals in the Big 12, including No. 2 (218 at Boise State) and No. 6 (193 at Texas)
- ✦ Received five Big 12 weekly honors, which marked two more than any other player in the conference

JAYLEN WARREN'S NFL REGULAR SEASON RUSHING/RECEIVING STATISTICS

DATE	TEAM	RUSHING							RECEIVING				
		GP	GS	NO.	YDS.	AVG.	LG	TD	NO.	YDS.	AVG.	LG	TD
2022	Steelers	16	0	77	379	4.9	31	1	28	214	7.6	26	0
2023	Steelers	17	0	149	784	5.3	74t	4	61	370	6.1	30	0
2024	Steelers	2	0	11	49	4.5	11	0	4	32	8.0	12	0
NFL TOTALS		35	0	237	1,212	5.1	74T	5	93	616	6.6	30	0

JAYLEN WARREN'S NFL POSTSEASON RUSHING/RECEIVING STATISTICS

DATE	TEAM	RUSHING							RECEIVING				
		GP	GS	NO.	YDS.	AVG.	LG	TD	NO.	YDS.	AVG.	LG	TD
2023	Steelers	1	0	8	38	4.8	12	0	2	16	8.0	16	0
NFL TOTALS		1	0	8	38	4.8	12	0	2	16	8.0	16	0

JAYLEN WARREN'S NFL REGULAR SEASON RETURN STATISTICS

DATE	TEAM	KICKOFF RETURNS					PUNT RETURNS					
		RET.	YDS.	AVG.	LG	TD	NO.	FC	YDS.	AVG.	LG	TD
2022	Steelers	0	0	0.0	0	0	0	0	0	0.0	0	0
2023	Steelers	0	0	0.0	0	0	0	0	0	0.0	0	0
2024	Steelers	1	13	13.0	13	0	0	0	0	0.0	0	0
NFL TOTALS		1	13	13.0	13	0	0	0	0	0.0	0	0

JAYLEN WARREN'S NFL POSTSEASON RETURN STATISTICS

DATE	TEAM	KICKOFF RETURNS					PUNT RETURNS					
		RET.	YDS.	AVG.	LG	TD	NO.	FC	YDS.	AVG.	LG	TD
2023	Steelers	1	21	21.0	21	0	0	0	0	0.0	0	0
NFL TOTALS		1	21	21.0	21	0	0	0	0	0.0	0	0

SINGLE-GAME HIGHS: RUSHING/RECEIVING

Rush Attempts	15 vs. Green Bay Packers, Nov 12, 2023 13 at Seattle Seahawks, Dec 31, 2023 ...1 more at 13.	Receiving Average	16.5 vs. Cleveland Browns, Sep 18, 2023 13.3 vs. New Orleans Saints, Nov 13, 2022
Rushing Yards	129 at Cleveland Browns, Nov 19, 2023 101 vs. Green Bay Packers, Nov 12, 2023	Longest Receptions	30 vs. Cleveland Browns, Sep 18, 2023 26 vs. New Orleans Saints, Nov 13, 2022
Rushing Average	14.3 at Cleveland Browns, Nov 19, 2023 8.0 vs. Tennessee Titans, Nov 02, 2023	All-Purpose Yards	145 at Cleveland Browns, Nov 19, 2023 113 vs. Tennessee Titans, Nov 02, 2023
Longest Runs	74t at Cleveland Browns, Nov 19, 2023 31 at Baltimore Ravens, Jan 01, 2023	Longest Kickoff Return	13 at Denver Broncos, Sep 15, 2024
Rushing TDs	1 at Seattle Seahawks, Dec 31, 2023 1 at Cleveland Browns, Nov 19, 2023 ...3 more at 1.	Special Teams Tackles	1 vs. Cleveland Browns, Jan 08, 2023 1 vs. Tampa Bay Buccaneers, Oct 16, 2022 ...1 more at 1.
Receptions	6 at Houston Texans, Oct 01, 2023 5 at Baltimore Ravens, Jan 06, 2024 ...3 more at 5.	Most TDs	1 at Seattle Seahawks, Dec 31, 2023 1 at Cleveland Browns, Nov 19, 2023 ...3 more at 1.
Receiving Yards	66 vs. Cleveland Browns, Sep 18, 2023 40 vs. New Orleans Saints, Nov 13, 2022	Scrimmage Yards	145 at Cleveland Browns, Nov 19, 2023 113 vs. Tennessee Titans, Nov 02, 2023

SINGLE-GAME HIGHS - POSTSEASON: RUSHING/RECEIVING

Rush Attempts 8 at Buffalo Bills, Jan 15, 2024
 Rushing Yards 38 at Buffalo Bills, Jan 15, 2024
 Rushing Average 4.8 at Buffalo Bills, Jan 15, 2024
 Longest Runs 12 at Buffalo Bills, Jan 15, 2024
 10 at Buffalo Bills, Jan 15, 2024
 6 at Buffalo Bills, Jan 15, 2024
 5 at Buffalo Bills, Jan 15, 2024
 3 at Buffalo Bills, Jan 15, 2024
 Receptions 2 at Buffalo Bills, Jan 15, 2024

Receiving Yards 16 at Buffalo Bills, Jan 15, 2024
 Longest Receptions 16 at Buffalo Bills, Jan 15, 2024
 All-Purpose Yards 75 at Buffalo Bills, Jan 15, 2024
 Longest Kickoff Return 21 at Buffalo Bills, Jan 15, 2024

100-YARD RUSHING GAMES (2): REGULAR SEASON

DATE	TEAM	ATT.	YDS.	AVG.	LG	TD
11/12/23	PACKERS	15	101	6.7	20	1
11/19/23	at Browns	9	129	14.3	74t	1

2024 GAME-BY-GAME REGULAR-SEASON STATISTICS (STEELERS)

DATE	OPPONENT	P/S	RUSHING					RECEIVING					W/L	SCORE
			NO.	YDS.	AVG.	LG	TD	NO.	YDS.	AVG.	LG	TD		
09/08	at Falcons	P	2	7	3.5	8	0	2	13	6.5	9	0	W	18-10
09/15	at Broncos	P	9	42	4.7	11	0	2	19	9.5	12	0	W	13-6
2024 TOTALS			2-0	11	49	4.5	11	0	4	32	8.0	12	0	2-0

2023 GAME-BY-GAME REGULAR-SEASON STATISTICS (STEELERS)

DATE	OPPONENT	P/S	RUSHING					RECEIVING					W/L	SCORE
			NO.	YDS.	AVG.	LG	TD	NO.	YDS.	AVG.	LG	TD		
09/10	49ers	P	3	6	2.0	3	0	5	12	2.4	9	0	L	7-30
09/18	Browns	P	6	20	3.3	8	0	4	66	16.5	30	0	W	26-22
09/24	at Raiders	P	8	29	3.6	11	0	3	23	7.7	16	0	W	23-18
10/01	at Texans	P	8	29	3.6	18	0	6	26	4.3	7	0	L	6-30
10/08	Ravens	P	9	40	4.4	16	0	3	39	13.0	23	0	W	17-10
10/22	at Rams	P	6	32	5.3	13t	1	1	-1	-1.0	-1	0	W	24-17
10/29	Jaguars	P	5	19	3.8	8	0	4	19	4.8	11	0	L	10-20
11/02	Titans	P	11	88	8.0	22	0	3	25	8.3	9	0	W	20-16
11/12	Packers	P	15	101	6.7	20	1	2	9	4.5	6	0	W	23-19
11/19	at Browns	P	9	129	14.3	74t	1	3	16	5.3	14	0	L	10-13
11/26	at Bengals	P	13	49	3.8	9	0	3	13	4.3	15	0	W	16-10
12/03	Cardinals	P	9	59	6.6	18	0	1	-4	-4.0	-4	0	L	10-24
12/07	Patriots	P	7	11	1.6	7	0	4	29	7.3	12	0	L	18-21
12/16	at Colts	P	10	40	4.0	11	0	5	28	5.6	11	0	L	13-30
12/23	Bengals	P	8	24	3.0	5	0	5	30	6.0	18	0	W	34-11
12/31	at Seahawks	P	13	75	5.8	23	1	4	23	5.8	10	0	W	30-23
01/06	at Ravens	P	9	33	3.7	23	0	5	17	3.4	7	0	W	17-10
2023 TOTALS			17-0	149	784	5.3	74T	4	61	370	6.1	30	0	10-7


2022 GAME-BY-GAME REGULAR-SEASON STATISTICS (STEELERS)

DATE	OPPONENT	P/S	RUSHING					RECEIVING					W/L	SCORE
			NO.	YDS.	AVG.	LG	TD	NO.	YDS.	AVG.	LG	TD		
09/11	at Bengals	P	3	7	2.3	3	0	0	0	0.0	0	0	W	23-20+
09/18	Patriots	P	4	15	3.8	6	0	1	0	0.0	0	0	L	14-17
09/22	at Browns	P	4	30	7.5	10	0	1	3	3.0	3	0	L	17-29
10/02	Jets	P	3	18	6.0	14	0	1	4	4.0	4	0	L	20-24
10/09	at Bills	P	5	24	4.8	12	0	4	39	9.8	13	0	L	3-38
10/16	Buccaneers	P	2	2	1.0	1	0	0	0	0.0	0	0	W	20-18
10/23	at Dolphins	P	2	7	3.5	4	0	2	17	8.5	10	0	L	10-16
10/30	at Eagles	P	6	50	8.3	19	0	3	25	8.3	15	0	L	13-35
11/13	Saints	P	9	37	4.1	21	0	3	40	13.3	26	0	W	20-10
11/20	Bengals	P	0	0	0.0	0	0	1	9	9.0	9	0	L	30-37
11/28	at Colts							ON INACTIVE LIST					W	24-17
12/04	at Falcons	P	1	5	5.0	5	0	2	14	7.0	7	0	W	19-16
12/11	Ravens	P	3	11	3.7	8	0	2	16	8.0	14	0	L	14-16
12/18	at Panthers	P	11	38	3.5	9	1	1	11	11.0	11	0	W	24-16
12/24	Raiders	P	6	23	3.8	13	0	1	7	7.0	7	0	W	13-10
01/01	at Ravens	P	12	76	6.3	31	0	3	22	7.3	10	0	W	16-13
01/08	Browns	P	6	36	6.0	22	0	3	7	2.3	3	0	W	28-14
2022 TOTALS			16-0	77	379	4.9	31	1	28	214	7.6	26	0	9-8

+ - Overtime

2023 GAME-BY-GAME POSTSEASON STATISTICS (STEELERS)

DATE	OPPONENT	P/S	RUSHING					RECEIVING					W/L	SCORE
			NO.	YDS.	AVG.	LG	TD	NO.	YDS.	AVG.	LG	TD		
01/15	at Bills	P	8	38	4.8	12	0	2	16	8.0	16	0	L	17-31
2023 TOTALS			1-0	8	38	4.8	12	0	2	16	8.0	16	0	0-1



DARNELL TE WASHINGTON

HEIGHT: 6-7
WEIGHT: 264
COLLEGE: Georgia
BORN: August 17, 2001

HOW ACQUIRED: 03'23
NFL EXPERIENCE: 2nd year
BIRTHPLACE: Las Vegas, NV



PRO CAREER

- ✦ Has played in 17 career regular-season games (seven starts) in one-year NFL career (Pittsburgh 2023)
- ✦ Has caught seven passes for 61 yards (8.7 avg.)
- ✦ Made NFL debut in Week 1 of 2023 (vs. San Francisco)
- ✦ Made NFL starting debut in Week 2 of 2023 (vs. Cleveland)

2023 (STEELERS)

- ✦ Played in 17 regular-season games (seven starts)
- ✦ Caught seven passes for 61 yards (8.7 avg.)

TRANSACTIONS

- ✦ Signed four-year contract with Pittsburgh on May 13, 2023
- ✦ Drafted by the Steelers in the third round (93rd overall) of the 2023 NFL Draft

PERSONAL

- ✦ Played at Desert Pines High School for head coach Tico Rodriguez
- ✦ Selected to play for Team Pressure in the 2020 Under Armour All-America Game, where he committed to Georgia in front of a national ESPN2 audience
- ✦ 247Sports.com composite five-star prospect
- ✦ Ranked as the No. 23 overall prospect nationally, the No. 1 athlete nationally and the top prospect in Nevada
- ✦ ESPN.com five-star prospect, No. 19 overall prospect nationally, No. 1 tight end prospect nationally and No. 1 prospect in Nevada
- ✦ PrepStar Magazine five-star prospect, Top 150 Dream Team, No. 1 Athlete and ranked No. 13 prospect nationally
- ✦ Rivals.com five-star prospect, No. 32 overall prospect nationally, No. 2 overall athlete prospect and No. 1 prospect in Nevada
- ✦ Honored as the No. 16 prospect nationally in the USA Today Chosen 25 in the preseason
- ✦ As a senior, helped lead Desert Pines to the No. 3 state ranking, an 11-1 record, 43.6 points per game and the 2019 NCAA Class 4A state semifinals
- ✦ Hauled in 31 catches for 586 receiving yards and four TDs his senior season, averaging 18.9 yards per reception
- ✦ Also played defensive end for DPHS, notching 15 tackles, four for loss, and an interception
- ✦ Selected to play for Team Diplomats at the 2019 Opening Finals, where he threw the top powerball throw (51 feet) on record and caught 17 passes for three TDs in 7-on-7 play
- ✦ Recognized with the 2018-19 Las Vegas Review Journal Richard Nelson Courage Award for overcoming obstacles to achieve athletic success
- ✦ Named to the 2018 USA Today All-USA and NCAA All-State Class 4A Second Team offenses following his junior season
- ✦ Also competed for the Jaguars varsity basketball team, averaging 11 points and 12 rebounds per game as a junior
- ✦ Full name is Darnell Ernest Washington
- ✦ Recipient of the Atlanta Greensboro Football Scholarship

COLLEGE

- ✦ Appeared in 36 games (27 starts) at Georgia (2020-22)
- ✦ Caught 45 passes for 774 yards and three TDs (17.2 yards per reception)
- ✦ 2022 All-SEC second team
- ✦ Started 14 of 15 games at tight end in 2022
- ✦ Caught 28 passes for 454 yards and two TDs
- ✦ Had two catches for 33 yards in season-opening win over Oregon
- ✦ Named a team co-captain for the Kent State and Auburn games
- ✦ Caught two passes for 33 yards, including a 28-yarder, in win over Samford
- ✦ Three catches for 47 yards in win over Florida
- ✦ Three catches for 64 yards in win at Missouri
- ✦ Had a career-high five receptions for 60 yards in win at Mississippi State
- ✦ Also had his first TD catch of the season in the game
- ✦ Had career-high four catches for 78 yards in win over Vanderbilt
- ✦ Had one catch for nine yards in win over Ohio State in the CFP Semifinal Chick-fil-A Peach Bowl
- ✦ Had one catch for 28 yards in the CFP National Championship Game
- ✦ Named to the preseason watch list for the John Mackey Award, given to the nation's outstanding collegiate tight end

DARNELL WASHINGTON'S NFL REGULAR SEASON RUSHING/RECEIVING STATISTICS

DATE	TEAM	RECEIVING							RUSHING				
		GP	GS	NO.	YDS.	AVG.	LG	TD	NO.	YDS.	AVG.	LG	TD
2023	Steelers	17	7	7	61	8.7	12	0	0	0	0.0	0	0
2024	Steelers	2	1	2	10	5.0	5t	1	0	0	0.0	0	0
NFL TOTALS		19	8	9	71	7.9	12	1	0	0	0.0	0	0

DARNELL WASHINGTON'S NFL POSTSEASON RUSHING/RECEIVING STATISTICS

DATE	TEAM	GP	GS	RECEIVING					RUSHING					
				NO.	YDS.	AVG.	LG	TD	NO.	YDS.	AVG.	LG	TD	
2023	Steelers	1	1	0	0	0.0	0	0	0	0	0	0.0	0	0
NFL TOTALS		1	1	0	0	0.0	0	0	0	0	0	0.0	0	0

DARNELL WASHINGTON'S NFL REGULAR SEASON RETURN STATISTICS

DATE	TEAM	RET.	KICKOFF RETURNS					PUNT RETURNS					
			YDS.	AVG.	LG	TD	NO.	FC	YDS.	AVG.	LG	TD	
2023	Steelers	0	0	0.0	0	0	0	0	0	0	0.0	0	0
2024	Steelers	0	0	0.0	0	0	0	0	0	0	0.0	0	0
NFL TOTALS		0	0	0.0	0	0	0	0	0	0	0.0	0	0

DARNELL WASHINGTON'S NFL POSTSEASON RETURN STATISTICS

DATE	TEAM	RET.	KICKOFF RETURNS					PUNT RETURNS					
			YDS.	AVG.	LG	TD	NO.	FC	YDS.	AVG.	LG	TD	
2023	Steelers	0	0	0.0	0	0	0	0	0	0	0.0	0	0
NFL TOTALS		0	0	0.0	0	0	0	0	0	0	0.0	0	0

SINGLE-GAME HIGHS: RECEIVING

- Receptions: 1 vs. Cincinnati Bengals, Dec 23, 2023
1 vs. New England Patriots, Dec 07, 2023
...5 more at 1.
- Receiving Yards: 12 vs. New England Patriots, Dec 07, 2023
10 at Cincinnati Bengals, Nov 26, 2023
...1 more at 10.
- Longest Receptions: 12 vs. New England Patriots, Dec 07, 2023
10 at Cincinnati Bengals, Nov 26, 2023
...1 more at 10.
- All-Purpose Yards: 12 vs. New England Patriots, Dec 07, 2023
10 at Cincinnati Bengals, Nov 26, 2023
...1 more at 10.
- Most TDs: 1 at Denver Broncos, Sep 15, 2024

2024 GAME-BY-GAME REGULAR-SEASON STATISTICS (STEELERS)

DATE	OPPONENT	P/S	RECEIVING					RUSHING					W/L	SCORE	
			NO.	YDS.	AVG.	LG	TD	NO.	YDS.	AVG.	LG	TD			
09/08	at Falcons	S	1	5	5.0	5	0	0	0	0.0	0	0	0	W	18-10
09/15	at Broncos	P	1	5	5.0	5t	1	0	0	0.0	0	0	0	W	13-6
2024 TOTALS		2-1	2	10	5.0	5T	1	0	0	0.0	0	0	0	2-0	

2023 GAME-BY-GAME REGULAR-SEASON STATISTICS (STEELERS)

DATE	OPPONENT	P/S	RECEIVING					RUSHING					W/L	SCORE	
			NO.	YDS.	AVG.	LG	TD	NO.	YDS.	AVG.	LG	TD			
09/10	49ers	P	0	0	0.0	0	0	0	0	0.0	0	0	0	L	7-30
09/18	Browns	S	0	0	0.0	0	0	0	0	0.0	0	0	0	W	26-22
09/24	at Raiders	S	0	0	0.0	0	0	0	0	0.0	0	0	0	W	23-18
10/01	at Texans	S	1	10	10.0	10	0	0	0	0.0	0	0	0	L	6-30
10/08	Ravens	S	0	0	0.0	0	0	0	0	0.0	0	0	0	W	17-10
10/22	at Rams	P	0	0	0.0	0	0	0	0	0.0	0	0	0	W	24-17
10/29	Jaguars	P	0	0	0.0	0	0	0	0	0.0	0	0	0	L	10-20
11/02	Titans	P	1	7	7.0	7	0	0	0	0.0	0	0	0	W	20-16
11/12	Packers	S	1	6	6.0	6	0	0	0	0.0	0	0	0	W	23-19
11/19	at Browns	P	1	8	8.0	8	0	0	0	0.0	0	0	0	L	10-13
11/26	at Bengals	P	1	10	10.0	10	0	0	0	0.0	0	0	0	W	16-10
12/03	Cardinals	P	0	0	0.0	0	0	0	0	0.0	0	0	0	L	10-24
12/07	Patriots	S	1	12	12.0	12	0	0	0	0.0	0	0	0	L	18-21
12/16	at Colts	P	0	0	0.0	0	0	0	0	0.0	0	0	0	L	13-30
12/23	Bengals	P	1	8	8.0	8	0	0	0	0.0	0	0	0	W	34-11
12/31	at Seahawks	S	0	0	0.0	0	0	0	0	0.0	0	0	0	W	30-23
01/06	at Ravens	P	0	0	0.0	0	0	0	0	0.0	0	0	0	W	17-10
2023 TOTALS		17-7	7	61	8.7	12	0	0	0	0.0	0	0	0	10-7	

2023 GAME-BY-GAME POSTSEASON STATISTICS (STEELERS)

DATE	OPPONENT	P/S	RECEIVING					RUSHING					W/L	SCORE	
			NO.	YDS.	AVG.	LG	TD	NO.	YDS.	AVG.	LG	TD			
01/15	at Bills	S	0	0	0.0	0	0	0	0	0.0	0	0	0	L	17-31
2023 TOTALS		1-1	0	0	0.0	0	0	0	0	0.0	0	0	0	0-1	



**T.J. LB
WATT**

HEIGHT: 6-4
WEIGHT: 252
COLLEGE: Wisconsin
BORN: October 11, 1994

HOW ACQUIRED: D1 '17
NFL EXPERIENCE: 8th year
BIRTHPLACE: Pewaukee, WI



PRO CAREER

AWARDS

- ✦ 2021 Associated Press Defensive Player of the Year
- ✦ Six-time Pro Bowler (2018, 2019, 2020, 2021, 2022, 2023)
- ✦ Four-time Associated Press First Team All-Pro (2019, 2020, 2021, 2023)
- ✦ Four-time Pittsburgh Steelers MVP (2019, 2020, 2021, 2023)
- ✦ Four-time Sporting News First Team All-Pro (2019, 2020, 2021, 2023)
- ✦ Three-time The Committee of 101 AFC Defensive Player of the Year (2020, 2021, 2023)
- ✦ Three-time Pro Football Writers of America (PFWA) First Team All-NFL (2020, 2021, 2023)
- ✦ Three-time Deacon Jones Award winner (2020, 2021, 2023)
- ✦ Three-time Steelers team captain (2020, 2022, 2023)
- ✦ 2021 PFWA Defensive Player of the Year
- ✦ 2021 Sporting News Defensive Player of the Year
- ✦ Associated Press Second Team All-Pro (2020)
- ✦ AFC Defensive Player of the Month (September 2023)
- ✦ AFC Defensive Player of the Month (November 2019)
- ✦ AFC Defensive Player of the Week (Weeks 1 and 5 of 2018; Week 2 of 2020; Weeks 6, 13 and 17 of 2021; Week 18 of 2023)

CAREER HIGHLIGHTS

- ✦ Has played in 104 games (104 starts) over his seven-year NFL career (Steelers 2017-23)
- ✦ Has registered 399 tackles (290 solo), 198 quarterback hits, 107 tackles for loss, 96.5 sacks, 45 passes defended, 27 forced fumbles, seven interceptions and 10 fumble recoveries
- ✦ Led the NFL with 22.5 sacks in 2021 (despite missing two full games and portions of four others), tying Pro Football Hall of Famer Michael Strahan (22.5 sacks in 2001) for the most in a season since 1982, when the individual sack became an official statistic
- ✦ Fifth player to reach 22.0 sacks in a single season since 1982
- ✦ Twelfth player (13th season) to reach 20.0 sacks in a single season since 1982
- ✦ Second Pittsburgh player overall and the first since James Harrison in 2008 to receive the Defensive Player of the Year award, annually given to the League's top defensive player
- ✦ First linebacker to win the award since Baltimore's Terrell Suggs in 2011 and the ninth overall linebacker presented the PFWA Defensive Player of the Year honor
- ✦ First player in franchise history to earn Steelers' Most Valuable Player in four consecutive seasons
- ✦ First player since 1982, when the individual sack became an official statistic, to lead the League in sacks three times (2020, 2021 and 2023)
- ✦ Watt (three), Alan Page (three), Reggie White (three), Ray Lewis (three), Bruce Smith (three), Aaron Donald (four) and J.J. Watt (four) are the only players to win The Committee of 101 Defensive Player of the Year award at least three times in either conference since the inaugural event in 1969
- ✦ Joined Hall of Famer Joe Greene as the only two Steelers to win The Committee of 101 AFC Defensive Player of the Year award more than once (Greene won the award in 1972 and 1974)
- ✦ Averaged 0.93 sacks/game since entering the League back in 2017, which is the best in NFL history (min. 100 games started)
- ✦ His 96.5 career sacks are the third-most by a player in his first seven seasons in the NFL since 1982, when the individual sack became an official statistic
- ✦ His 96.5 career sacks are tied for the 12th-most over any seven-year stretch since 1982
- ✦ His 96.5 career sacks are the most in franchise history
- ✦ Has recorded at least two quarterback hits, two tackles for loss and 2.0 sacks in 15 different games since the start of the 2017 season, which is tied for the most in the League over the span
- ✦ Has recorded at least 2.0 sacks in 22 different games since the start of the 2017 season, which is the most in the League over the span
- ✦ Fourth player since 1982, when the individual sack became an official statistic, to record at least 2.0 sacks in 22 or more games in his first seven seasons in the NFL, joining Pro Football Hall of Famers Reggie White (30 games), Simeon Rice (23), Richard Dent (23) and Jared Allen (22).
- ✦ Has registered at least 1.0 sack in 60 career games, which is tied for the fourth-most career games with at least 1.0 sack in a player's first seven NFL seasons since 1982, when the individual sack became an official statistic – only Pro Football Hall of Famers DeMarcus Ware (68 games) and Reggie White (63) as well as Von Miller (61) have more
- ✦ One of five players in NFL history with at least 96.5 sacks, 107 tackles for loss, 198 quarterback hits, 27 forced fumbles, 20 strip sacks and 10 fumble recoveries (Julius Peppers, Terrell Suggs, Chandler Jones and Jared Allen)
- ✦ Ranks among the top 10 active players in sacks (5th), tackles for loss (t-8th), quarterback hits (4th), forced fumbles (t-3rd), fumble recoveries (t-7th) and strip sacks (2nd)
- ✦ Registered the second-most sacks by a player in his first 100 career games since 1982 (91.5)
- ✦ Became the fourth player since 1982 with at least 19.0 sacks in two of his first seven NFL seasons, joining DeMarcus Ware, his brother, J.J. Watt and Mark Gastineau
- ✦ First player in franchise history with at least 19.0 sacks in multiple seasons
- ✦ His two seasons with at least 19.0 sacks are tied for the most in NFL history by a player in their first seven seasons in the League
- ✦ His two seasons with at least 19.0 sacks are tied for the most in NFL history
- ✦ Fourth player since 1982, when the individual sack became an official statistic, with at least 15.0 sacks in three of his first seven seasons, joining Pro Football Hall of Famer Reggie White (four), DeMarcus Ware (three) and brother J.J. Watt (three)
- ✦ His three seasons with at least 15.0 sacks are the most by a Steelers player in their first seven seasons in the League
- ✦ His three seasons with at least 15.0 sacks are tied for the second-most in NFL history by a player in their first seven seasons in the League
- ✦ His three seasons with at least 15.0 sacks are tied for the third-most in NFL history
- ✦ Fourth player since 1982, when the individual sack became an official statistic, to register 90.0 or more sacks, 25 or more forced fumbles and seven or more interceptions
- ✦ Has registered 52.0 sacks in the second half/OT since the start of the 2017 season, which are the most in the NFL
- ✦ In 2023, Watt became the second player – and first to do it twice – since 1982, when the individual sack became an official statistic, with at least 19.0 sacks, 19 tackles for loss, 36 quarterback hits, four forced fumbles and three fumble recoveries
- ✦ In 2023, Watt ranked in the top-five in the NFL in sacks, tackles for loss, quarterback hits, forced fumbles and fumble recoveries, which marked the season time in three years (2021, 2023) he has done so in the game season (J.J. Watt is the only other player to accomplish the feat since 2012)

- ✦ Only player since 1982 with 75.0 or more sacks and seven or more interceptions in his first seven NFL seasons, and only player to accomplish the feat in their first 100 games since 1982
- ✦ Only player since 1982 to register 80.0 or more sacks and 16 takeaways in their first 100 career games
- ✦ Only player in franchise history with 13.0 or more sacks in multiple seasons (done it five times).
- ✦ Second player since 1982, when the individual sack became an official statistic, to record at least 13 in four consecutive seasons (2018-21), joining Pro Football Hall of Famer Reggie White, who did it twice (1985-88 and 1990-93)
- ✦ Third player in NFL history with at least 14.5 sacks in three consecutive seasons (2019-21), joining Jared Allen (2007-09) and Reggie White (1986-88)
- ✦ Joined Reggie White (four) as the only players to record at least 13 sacks in four of their first five seasons since 1982, when the individual sack became an official NFL statistic (recorded 13 sacks in 2018, 14.5 sacks in 2019, 15.0 sacks in 2020 and 22.5 sacks in 2021)
- ✦ Third player since 1982 to record at least 70 sacks over his first five seasons, joining Reggie White (81) and J.J. Watt (74.5)
- ✦ His 96.5 sacks since entering the NFL in 2017 are the most in the League over the span
- ✦ His 198 QB hits since entering the NFL in 2017 are the most in the League over the span
- ✦ His 198 QB hits are the third-most over a player's first seven seasons in NFL history
- ✦ His 198 QB hits are the fourth-most by an active NFL player
- ✦ His 107 tackles for loss since entering the NFL in 2017 are the second-most in the League over the span
- ✦ His 107 tackles for loss are the fourth-most over a player's first seven seasons in NFL history
- ✦ His 107 tackles for loss are the eighth-most by an active NFL player
- ✦ His 27 forced fumbles since entering the NFL in 2017 are the most in the League over the span
- ✦ His 27 forced fumbles are tied for the third-most over a player's first seven seasons in NFL history
- ✦ His 27 forced fumbles are tied for the third-most by an active NFL player
- ✦ Reached 95+ sacks in his 104th career game, which is the second-fewest games to that total since 1982
- ✦ Reached 90+ sacks in his 98th career game, which is the second-fewest games to that total since 1982
- ✦ Reached 85+ sacks in his 92nd career game, which is the second-fewest games to that total since 1982
- ✦ Reached 80+ sacks in his 88th career game, which is the second-fewest games to that total since 1982
- ✦ Reached 75+ sacks in his 84th career game, which is the third-fewest games to that total since 1982
- ✦ Reached 70+ sacks in his 76th career game, which is the third-fewest games to that total since 1982
- ✦ Reached 60+ sacks in his 69th career game, which is the fourth-fewest games to that total since 1982
- ✦ Reached 50+ sacks in his 63rd career game, which is the 10th-fewest games to that total since 1982
- ✦ Has recorded at least 1.5 sacks in 27 career games, which is the most by a Steeler since 1982, when the individual sack became an official statistic
- ✦ His 27 career games with at least 1.5 sacks is tied for second-most among active players since 1982, when the individual sack became an official statistic
- ✦ Has recorded at least 2.0 sacks in 22 career games, which is the most by a Steeler since 1982, when the individual sack became an official statistic
- ✦ His 22 career games with at least 2.0 sacks is tied for the second-most among active players since 1982, when the individual sack became an official statistic
- ✦ Has recorded at least 3.0 sacks in six career games, which is tied for the most by a Steeler since 1982, when the individual sack became an official statistic
- ✦ His six career games with at least 3.0 sacks is tied for the most among active players since 1982, when the individual sack became an official statistic
- ✦ Has sacked 43 different quarterbacks in his career, including 27 more than once
- ✦ Has registered at least half a sack against 27 different teams, at least 1.0 sack against 24 teams and multiple sacks against 17 teams
- ✦ Has recorded 62.0 sacks in 54 career games at Acrisure Stadium, including at least half a sack in 38 of the last 44 home games, the most sacks over a player's first 54 career home games in NFL history
- ✦ Made NFL debut in Week 1 of 2017 (at Cleveland)
- ✦ Made NFL starting debut in Week 1 of 2017 (at Cleveland)

2023 (STEELERS)

- ✦ Started all 17 regular-season games
- ✦ Registered 68 tackles (40 solo), 36 quarterback hits, 19 tackles for loss, 19.0 sacks, eight passes defended, one interception, four forced fumbles and three fumble recoveries
- ✦ Named a defensive team captain for the third time as voted on by his teammates
- ✦ First player since 1982, when the individual sack became an official statistic, to lead the League in sacks three times (2020, 2021 and 2023)
- ✦ Surpassed his brother J.J. Watt, Reggie White, DeMarcus Ware, Michael Strahan, Kevin Greene, Mark Gastineau and Jared Allen, who each led the League in sack twice
- ✦ His 19.0 sacks were the most in the NFL
- ✦ Recorded a sack in 13 of 17 games, with multiple sacks in seven games
- ✦ Intercepted a pass from Rams QB Matthew Stafford at the Rams' 31-yard line and returned it 24 yards to setup a Steelers' touchdown that gave them a 10-9 third-quarter lead in Week 7
- ✦ Registered his first interception of the season and seventh of his career (2017-23)
- ✦ With 3.0 sacks and a fumble recovery in Week 1 and 1.0 sack with one fumble recovery in Week 2, first player since 1982, when the individual sack became an official statistic, with a sack and fumble recovery in three of his team's first five games of a season
- ✦ First player to record 6.0 sacks and have a defensive TD in a team's first three games of a season since individual sacks were first tracked in 1982
- ✦ Registered four tackles (two solo), four quarterback hits, two tackles for loss, 1.0 sack, one pass defended and one fumble recovery (returned for a TD) in Week 2 vs. Cleveland
- ✦ Recorded five tackles (five solo), 3.0 sacks, two forced fumbles, one fumble recovery, one strip sack, one tackle for loss, one pass defended and five quarterback hits in the Week 1 vs. San Francisco
- ✦ First player since 1982, when the individual sack became an official statistic by the NFL, to register such a stat line
- ✦ Registered a quarterback hit in 15 of 17 games, with multiple quarterback hits in 12 games
- ✦ Recorded a tackle for loss hit in 12 of 17 games, with multiple tackles for loss in six games

2022 (STEELERS)

- ✦ Played in and started nine games (spent Weeks 2 through 9 on injured reserve)
- ✦ Registered 39 tackles (27 solo), 12 quarterback hits, eight tackles for loss, 5.5 sacks, five passes defended and one interception
- ✦ Named a defensive team captain for the second time as voted on by his teammates
- ✦ Helped the team achieve a record of 8-2 while he was in the lineup as opposed to a 1-6 record when he was not in the lineup, along with 100 fewer total yards allowed per game (289.9 with, 389.9 without), four times as many sacks (32 with, eight without) and nearly four times as many takeaways (18 with, five without)
- ✦ One of three players in the League this season with at least 5.5 sacks and multiple interceptions despite missing seven games
- ✦ Recorded six tackles (all solo), three for loss, two passes defended, one interception, one quarterback hit and 1.0 sack at Cincinnati in Week 1 before leaving the game with an injury
- ✦ Recorded six tackles (two solo), 0.5 sack, one QB hit, one interception and two passes defended in his home debut in Week 11 vs. Cincinnati
- ✦ Became the third-fastest player to reach 75.0 sacks since 1982 with 1.5 sacks in his 84th career game in Week 15 at Carolina
- ✦ Registered four tackles (three solo), 1.0 sack, two tackles for loss and two QB hits vs. Baltimore in Week 17, marking his eighth-consecutive game with at least 0.5 sack and sixth-consecutive game with at least 1.0 sack vs. Baltimore
- ✦ Recorded a tackle for loss in each of the last four games and 1.0 sack in three of the last four games

2021 (STEELERS)

- ✦ Played in 15 regular-season games (15 starts)
- ✦ Led the NFL with 22.5 sacks (despite missing two full games and portions of four others), tied with Pro Football Hall of Famer Michael Strahan (22.5 sacks in 2001) for the most in a season since 1982, when the individual sack became an official statistic
- ✦ In addition to his 22.5 sacks, he also led the NFL in tackles for loss (21), quarterback hits (39) and fumble recoveries (three)
- ✦ Registered 64 tackles (48 solo), seven passes defended and five forced fumbles
- ✦ Led the NFL in 2021 with 1.50 sacks per game (min. 12 games)
- ✦ His average of 1.50 sacks per game in 2021 is the second-highest in single season NFL history (min. 12 games)
- ✦ Registered 22.5 sacks, 21 tackles for loss and 39 quarterback hits in 2021 – all of which led the NFL
- ✦ Seventh player to lead the NFL in sacks, tackles for loss and quarterback hits in the same season since 2006 when quarterback hits became an officially recognized statistic
- ✦ Fifth player to reach 22.0 sacks in a single season since 1982
- ✦ Twelfth player (13th season) to reach 20.0 sacks in a single season since 1982
- ✦ Joined Reggie White (1987-88) and Mark Gastineau (1983-84) as the only players to lead the NFL in sacks in back-to-back seasons
- ✦ Registered at least 1.5 sacks in nine games (most in NFL)
- ✦ Joined Reggie White (1987 – NFL Defensive Player of the Year) as the only players to have nine games with 1.5-plus sacks in a season
- ✦ Pittsburgh was 8-2-1 in games in which he had 1.0-plus sacks and 1-5 in games he didn't record a sack
- ✦ Recorded 12.5 sacks in the second half and overtime (most in NFL)
- ✦ Only four players had more sacks in the second half and overtime (12.5) than him since 2000
- ✦ Registered five tackles, including a career-high 4.0 sacks, three tackles for loss, two passes defended and five QB hits in Week 17 vs. Cleveland
- ✦ Recorded 3.5 sacks in Week 13 vs. Baltimore

2020 (STEELERS)

- ✦ Named a defensive captain for the first time
- ✦ Started all 15 games he played in during the regular season and one playoff game
- ✦ Recorded 15.0 sacks, 23 tackles for loss and 41 quarterback hits – third player since at least 2006 to record at least 15.0 sacks, 23 tackles for loss and 40 quarterback hits in a season (J.J. Watt; 2012, 2014, 2015 and Aaron Donald; 2018)
- ✦ In addition to his 15.0 sacks, 23 tackles for loss and 41 quarterback hits, which all led the NFL, had seven passes defended, two forced fumbles and one interception
- ✦ Seventh player to lead the NFL in sacks, tackles for loss and quarterback hits in the same season since 2006
- ✦ His 15.0 sacks, which were a single-season high for him, led the NFL
- ✦ His 15.0 sacks ranked tied for second in single-season franchise history
- ✦ Eleventh player to register at least 15.0 sacks and 23 tackles for loss in a single season since 1999
- ✦ His 41 quarterback hits ranked tied for fifth since the NFL started recognizing the statistic in 2006

2019 (STEELERS)

- ✦ Started all 16 games
- ✦ Ranked first or second on the Steelers in sacks (14.5, 1st), tackles for loss (14, 2nd), quarterback hits (36, 1st), forced fumbles (eight, 1st) and fumble recoveries (four, t-1st)
- ✦ Ranked in the top-five in the NFL in sacks (t-4th), quarterback hits (3rd), forced fumbles (t-1st) and fumble recoveries (t-2nd)
- ✦ His 14.5 sacks ranked third in single-season franchise history
- ✦ First Steelers player with at least a half sack in nine consecutive games since LaMarr Woodley had a streak of 10 such games (franchise record) that spanned the 2009 and 2010 seasons
- ✦ His streak of nine straight games with at least a half sack, which was the longest active streak in the League at the time, came to an end in the 2019 Week 14 victory at Arizona
- ✦ His nine-game streak was tied for the fifth-longest in NFL single season history
- ✦ First Steelers player with back-to-back seasons of at least 10 sacks since James Harrison and LaMarr Woodley (2008-10)
- ✦ Nearly became the first player in the NFL to rank in the top-five in sacks, tackles for loss, quarterback hits, forced fumbles and fumble recoveries in a season since Houston Texans' J.J. Watt in 2014
- ✦ Only NFL player since 2008 to have at least 14 sacks, 14 tackles for loss, 36 quarterback hits, eight forced fumbles and four fumble recoveries in a season
- ✦ His 14 combined interceptions (two), forced fumbles (eight) and fumble recoveries (four) were the most by an NFL player since Chicago Bears' Charles Tillman in 2012 (15)
- ✦ His 14 combined interceptions (two), forced fumbles (eight) and fumble recoveries (four) were tied for the second-most by an NFL player since 2000
- ✦ His six total takeaways (interceptions and fumble recoveries) ranked tied for fourth in the NFL
- ✦ Only NFL player since 1990 to register at least two interceptions, four fumble recoveries and eight forced fumbles in a single season

2018 (STEELERS)

- ✦ Started all 16 games
- ✦ His 13.0 sacks ranked tied for the seventh-most by a Steeler in a single-season since the stat became official in 1982 (Chad Brown, 1996)
- ✦ Set a single-season career-high with 13.0 sacks – becoming the first Steelers' linebacker with 10 or more sacks in a season since 2010 (James Harrison and LaMarr Woodley) and tied for the ninth-most by a Steeler in a single-season since the stat became official in 1982
- ✦ First Steelers linebacker since 2013-14 (Jason Worilds) to record back-to-back seasons with at least 7.0 sacks
- ✦ Tallied 6.0 sacks through the first five weeks of the season, becoming the first Steeler with at least 6.0 sacks through the first five games of a season since 2009 (James Harrison, 6.0)
- ✦ His six defensive forced fumbles tied as the second-most by a Steeler in a single season since 1994 (James Harrison, 2008: seven)
- ✦ Named AFC Defensive Player of the Week for his Week 1 performance at Cleveland
- ✦ Totaled single-game career highs in tackles (10 total/ seven solo) and sacks (3.0)
- ✦ His 3.0 quarterback takedowns vs. Browns marked the second multi-sack game of his NFL career, both occurring on Kickoff Weekends (Sept. 10, 2017 at Cleveland and Sept. 9, 2018 at Cleveland)
- ✦ Blocked what could have been a game-winning field goal by Cleveland in OT
- ✦ Named AFC Defensive Player of the Week for his Week 5 performance vs. Atlanta
- ✦ Led all defenders with game highs in tackles (eight total/six solo) and sacks (3.0)
- ✦ His 3.0 sacks marked the third multi-sack game of his NFL career and second of 2018 – matching a single-game career high (3.0, Sept. 9, 2018 at Cleveland)
- ✦ Forced a fumble on his third sack of QB Matt Ryan, in the fourth quarter, which was recovered by LB L.J. Fort in the Falcons' end zone for a touchdown
- ✦ Recorded a 12-yard strip-sack of Carolina QB Cam Newton in the second quarter (11/8), which increased his career sack total to 15.0 – tying Keith Willis (1982-83) for the second-most by a Steeler in their first two seasons in the NFL with the team since sacks became an official statistic in 1982
- ✦ Recorded 2.0 sacks, his third multi-sack game of his 2018 season, and the fourth of his NFL career vs. Jacksonville (11/18)
- ✦ Surpassed LaMarr Woodley for the most by a Steeler in their first two seasons in the NFL with the team since sacks became an official statistic in 1982

2017 (STEELERS)

- Started all 15 games he played in during the regular season and one playoff game
- His 7.0 sacks were the second-most by a rookie in Steelers history
- His 7.0 sacks led all NFL rookie linebackers and tied for the second-most among all League rookies
- Only NFL linebacker to finish the regular season with at least 50 tackles (52), 5.0 sacks (7.0), five passes defended (eight) and one interception (one)
- Third player in NFL history and first on Kickoff Weekend to record 2.0 sacks and an interception in an NFL debut, joining Charles Glaze (Oct. 4, 1987) and Tommy Haynes (Oct. 4, 1987)
- First Steeler with at least 2.0 sacks in their NFL debut since sacks became an official statistic in 1982 (previous mark, 1.5, Kenny Davidson, Sept. 9, 1990 at Cleveland)
- First Steeler with at least 2.0 sacks and an interception in the same game since 2010 (LaMarr Woodley, Dec. 12 vs. Cincinnati)

TRANSACTIONS

- Signed a four-year contract extension with Pittsburgh on Sept. 9, 2021
- The Steelers exercised their fifth-year option on Apr. 28, 2020
- Signed a four-year contract with Pittsburgh on June 14, 2017
- Drafted by the Steelers in the first round (30th overall) of the 2017 NFL Draft

PERSONAL

- Attended the Pewaukee High School (Pewaukee, Wisc.)
- First-team all-conference quarterback, linebacker and punter
- Named honorable mention all-area at linebacker by the Milwaukee Journal-Sentinel
- Threw for 527 yards with seven TDs, adding 554 rushing yards and nine rushing TDs as a senior, to go along with 42 tackles and 5.0 sacks on defense
- Lettered in track and field
- Son of Connie and John Watt
- His two brothers, J.J. and Derek, each played in the NFL
- Derek played seven years in the NFL (L.A./San Diego Chargers, 2016-19; Pittsburgh 2020-22)
- J.J. played 12 years in the NFL (Houston, 2011-20; Arizona 2021-22)
- Full name: Trent Jordan Watt

COMMUNITY

- Participates in Salvation Army Project Bundle Up
- Continuously works with 412 Food Rescue to help deliver food to members of the community.
- Partners with UPMC Children's Hospital to raise money from a designed beanie.
- Donated blankets and books during the holidays to children staying at Children's Hospital

COLLEGE

- Played in 27 games with 14 starts over a two-year span (2015-16) for Wisconsin
- Totaled 70 tackles, 17.0 TFLs and 11.5 sacks in his career
- Named Academic All-Big Ten for two straight years (2015-16)
- Named first-team All-American by ESPN.com and Sports Illustrated, and a second-team All-American by the AP, CBS Sports and Fox Sports as a redshirt junior in 2016
- Named first-team All-Big Ten in 2016
- Recorded 11.5 sacks in 2016, the fifth-most in a single season in school history
- Moved to defense during the spring of 2015, and was part of a defense that ranked No. 1 in the nation in scoring defense, holding opponents to 13.7 points per game
- Missed the entire 2014 season due to injury
- Redshirted in 2013
- Recruited to Wisconsin as a tight end
- Graduated with a degree in retailing and consumer behavior

REGULAR SEASON COMPARISON: DEFENSIVE - LOS ANGELES CHARGERS

DATE	OPP	W/L	GP/GS	TACKLES				ASST	SACK	YDS.	INT	TFL	PD	QBH	TD	MISC	
				TOT	SOLO	S	A									FF	FR
12/2/18	PIT vs. LAC	L	S	1	1	0	0.0	0.0	0	0	0	0	1	0	0	0	0
10/13/19	PIT @ LAC	W	S	3	0	3	0.5	2.0	0	0	1	4	0	0	0	0	0
TOTALS		1/1	2/2	4	1	3	0.5	2.0	0	0	1	5	0	0	0	0	0

T.J. WATT'S NFL REGULAR SEASON DEFENSIVE STATISTICS

DATE	TEAM	GP	GS	TACKLES				INTERCEPTIONS				O. FUMB				ST				MISC										
				TK	S	A	TFL	YDS	SK	YDS	QBH	NO	YDS	LG	TD	PD	FF	FR	TD	YDS	TK	S	A	FF	FR	S	A			
2017	Steelers	15	15	52	39	13	10	42	7.0	36.0	13	1	17	17	0	7	1	0	0	0	2	1	1	0	0	0	0	0	0	
2018	Steelers	16	16	68	50	18	12	63	13.0	87.0	21	0	0	0	3	6	0	0	0	0	0	0	0	0	0	0	0	0	0	
2019	Steelers	16	16	55	35	20	14	56	14.5	104.0	36	2	7	7	8	8	4	0	0	0	0	0	0	0	0	0	0	0	0	
2020	Steelers	15	15	53	43	10	23	119	15.0	112.5	41	1	0	0	7	2	0	0	0	0	0	0	0	0	0	0	0	0	0	0
2021	Steelers	15	15	64	48	16	21	100	22.5	111.5	39	0	0	0	7	5	3	0	0	0	0	0	0	0	0	0	0	0	0	0
2022	Steelers	10	10	39	27	12	8	34	5.5	37.5	12	2	0	0	5	1	0	0	0	0	0	0	0	0	0	0	0	0	0	0
2023	Steelers	17	17	68	48	20	19	103	19.0	122.0	36	1	24	24	0	8	4	3	1	34	0	0	0	0	0	0	0	0	0	0
2024	Steelers	2	2	7	4	3	4	23	2.0	17.0	5	0	0	0	1	0	1	0	0	0	0	0	0	0	0	0	0	0	0	0
NFL TOTALS		106	106	406	294	112	111	540	98.5	627.5	203	7	48	24	0	46	27	11	1	34	2	1	1	0	0	0	0	0	0	0

T.J. WATT'S NFL POSTSEASON DEFENSIVE STATISTICS

DATE	TEAM	GP	GS	TACKLES							INTERCEPTIONS					O. FUMB			ST			MISC					
				TK	S	A	SK	YDS	TFL	YDS	QBH	NO	YDS	LG	TD	PD	FF	FR	TD	YDS	TK	S	A	FF	FR	S	A
2017	Steelers	1	1	2	1	1	0	0	0.0	0.0	2	0	0	0	0	1	0	0	0	0	0	0	0	0	0	0	0
2020	Steelers	1	1	3	2	1	1	1	0.0	0.0	0	0	0	0	1	0	0	0	0	0	0	0	0	0	0	0	
2021	Steelers	1	1	3	3	0	2	16	1.0	14.0	3	0	0	0	1	0	1	1	26	0	0	0	0	0	0	0	
2023	Steelers	0	0	0	0	0	0	0	0.0	0.0	0	0	0	0	0	0	0	0	0	0	0	0	0	0	0		
NFL TOTALS		3	3	8	6	2	3	17	1.0	14.0	5	0	0	0	3	0	1	1	26	0	0	0	0	0	0	0	

SINGLE-GAME HIGHS: DEFENSIVE

- Total Tackles** 10 at Cleveland Browns, Sep 09, 2018
8 at Baltimore Ravens, Jan 06, 2024
...3 more at 8.
- Solo Tackles** 7 vs. Green Bay Packers, Nov 12, 2023
7 at Cleveland Browns, Sep 09, 2018
- Sacks** 4.0 vs. Cleveland Browns, Jan 03, 2022
3.5 vs. Baltimore Ravens, Dec 05, 2021
- Passes Defensed** 3 vs. Seattle Seahawks, Oct 17, 2021
3 at Dallas Cowboys, Nov 08, 2020
- Forced Fumbles** 2 vs. San Francisco 49ers, Sep 10, 2023
2 vs. Miami Dolphins, Oct 28, 2019
...2 more at 2.
- Fumble Recoveries** 1 at Atlanta Falcons, Sep 08, 2024
1 vs. Baltimore Ravens, Oct 08, 2023
...9 more at 1.
- Tackles For Loss** 4 at Cleveland Browns, Sep 09, 2018
3 at Baltimore Ravens, Jan 06, 2024
...11 more at 3.
- Interceptions** 1 vs. Cincinnati Bengals, Nov 20, 2022
1 at Cincinnati Bengals, Sep 11, 2022
...4 more at 1.
- Interception Return Yards** 17 at Cleveland Browns, Sep 10, 2017
7 at San Francisco 49ers, Sep 22, 2019
- Special Teams Tackles** 1 vs. Tennessee Titans, Nov 16, 2017
1 at Cleveland Browns, Sep 10, 2017
- Longest Opp Fumble Return** 16 vs. Cleveland Browns, Sep 18, 2023

SINGLE-GAME HIGHS - POSTSEASON: DEFENSIVE

- Total Tackles** 3 at Kansas City Chiefs, Jan 16, 2022
3 vs. Cleveland Browns, Jan 10, 2021
2 vs. Jacksonville Jaguars, Jan 14, 2018
- Solo Tackles** 3 at Kansas City Chiefs, Jan 16, 2022
2 vs. Cleveland Browns, Jan 10, 2021
1 vs. Jacksonville Jaguars, Jan 14, 2018
- Sacks** 1.0 at Kansas City Chiefs, Jan 16, 2022
- Passes Defensed** 1 at Kansas City Chiefs, Jan 16, 2022
1 vs. Cleveland Browns, Jan 10, 2021
1 vs. Jacksonville Jaguars, Jan 14, 2018
- Fumble Recoveries** 1 at Kansas City Chiefs, Jan 16, 2022
- Tackles For Loss** 2 at Kansas City Chiefs, Jan 16, 2022
1 vs. Cleveland Browns, Jan 10, 2021
- Longest Opp Fumble Return** 26 at Kansas City Chiefs, Jan 16, 2022

2024 GAME-BY-GAME REGULAR-SEASON STATISTICS (STEELERS)

DATE	OPPONENT	P/S	TACKLES							INTERCEPTIONS					O. FUMB			ST			MISC							
			TK	S	A	SK	YDS	TFL	YDS	QBH	NO	YDS	LG	TD	PD	FF	FR	TD	YDS	TK	S	A	FF	FR	S	A	W/L	SCORE
09/08	at Falcons	S	4	2	2	1.0	9.0	2	12	3	0	0	0	0	0	1	0	0	0	0	0	0	0	0	0	0	W	18-10
09/15	at Broncos	S	3	2	1	1.0	8.0	2	11	2	0	0	0	0	1	0	0	0	0	0	0	0	0	0	0	0	W	13-6
2024 TOTALS		2-2	7	4	3	2.0	17.0	4	23	5	0	0	0	1	0	1	0	0	0	0	0	0	0	0	0	2-0		

2023 GAME-BY-GAME REGULAR-SEASON STATISTICS (STEELERS)

DATE	OPPONENT	P/S	TACKLES							INTERCEPTIONS					O. FUMB			ST			MISC							
			TK	S	A	SK	YDS	TFL	YDS	QBH	NO	YDS	LG	TD	PD	FF	FR	TD	YDS	TK	S	A	FF	FR	S	A	W/L	SCORE
09/10	49ers	S	5	5	0	3.0	17.0	1	9	5	0	0	0	0	1	2	1	0	0	0	0	0	0	0	0	0	L	7-30
09/18	Browns	S	4	2	2	1.0	7.0	2	8	4	0	0	0	0	1	0	1	16	0	0	0	0	0	0	0	0	W	26-22
09/24	at Raiders	S	2	2	0	2.0	16.0	2	16	3	0	0	0	0	0	0	0	0	0	0	0	0	0	0	0	0	W	23-18
10/01	at Texans	S	2	1	1	0.0	0.0	0	0	1	0	0	0	0	0	0	0	0	0	0	0	0	0	0	0	0	L	6-30
10/08	Ravens	S	2	2	0	2.0	15.0	2	15	2	0	0	0	0	2	0	1	0	18	0	0	0	0	0	0	0	W	17-10
10/22	at Rams	S	1	0	1	0.0	0.0	0	0	0	1	24	24	0	0	0	0	0	0	0	0	0	0	0	0	0	W	24-17
10/29	Jaguars	S	2	1	1	0.5	4.0	0	0	1	0	0	0	0	1	0	0	0	0	0	0	0	0	0	0	0	L	10-20
11/02	Titans	S	4	2	2	1.0	8.0	1	8	2	0	0	0	0	0	0	0	0	0	0	0	0	0	0	0	0	W	20-16
11/12	Packers	S	8	7	1	1.0	6.0	1	6	2	0	0	0	0	0	0	0	0	0	0	0	0	0	0	0	0	W	23-19
11/19	at Browns	S	6	4	2	1.0	2.0	2	6	3	0	0	0	0	0	0	0	0	0	0	0	0	0	0	0	0	L	10-13
11/26	at Bengals	S	5	5	0	2.0	15.0	1	9	2	0	0	0	0	1	0	0	0	0	0	0	0	0	0	0	0	W	16-10
12/03	Cardinals	S	6	3	3	0.5	3.0	1	2	2	0	0	0	0	1	0	0	0	0	0	0	0	0	0	0	0	L	10-24
12/07	Patriots	S	3	3	2	0.0	0.0	1	1	0	0	0	0	0	0	0	0	0	0	0	0	0	0	0	0	0	L	18-21
12/16	at Colts	S	3	2	1	2.0	10.0	2	10	2	0	0	0	0	0	0	0	0	0	0	0	0	0	0	0	0	L	13-30
12/23	Bengals	S	3	2	1	1.0	8.0	0	0	4	0	0	0	0	1	1	0	0	0	0	0	0	0	0	0	0	W	34-11
12/31	at Seahawks	S	2	1	1	0.0	0.0	0	0	1	0	0	0	0	0	0	0	0	0	0	0	0	0	0	0	0	W	30-23
01/06	at Ravens	S	8	6	2	2.0	11.0	3	13	2	0	0	0	0	0	0	0	0	0	0	0	0	0	0	0	0	W	17-10
2023 TOTALS		17-17	68	48	20	19.0	122.0	19	103	36	1	24	24	0	8	4	3	34	0	0	0	0	0	0	0	10-7		

2019 GAME-BY-GAME REGULAR-SEASON STATISTICS (STEELERS)

DATE	OPPONENT	P/S	TACKLES					INTERCEPTIONS				O. FUMB			ST			MISC		W/L	SCORE							
			TK	S	A	SK	YDS	TFL	YDS	QBH	NO	YDS	LG	TD	PD	FF	FR	TD	YDS			TK	S	A	FF	FR	S	A
09/08	at Patriots	S	2	1	1	0.0	0.0	1	3	3	0	0	0	0	0	0	0	0	0	0	0	0	0	0	0	0	L	3-33
09/15	Seahawks	S	6	3	3	1.0	8.0	1	8	1	0	0	0	0	1	0	0	0	0	0	0	0	0	0	0	0	L	26-28
09/22	at 49ers	S	2	2	0	0.0	0.0	0	0	2	1	7	7	0	2	0	1	0	0	0	0	0	0	0	0	0	L	20-24
09/30	Bengals	S	2	1	1	1.5	9.0	1	5	3	0	0	0	0	0	1	0	0	0	0	0	0	0	0	0	W	27-3	
10/06	Ravens	S	5	4	1	0.0	3.0	3	8	1	0	0	0	0	0	0	0	0	0	0	0	0	0	0	0	0	L	23-26+
10/13	at Chargers	S	3	0	3	0.5	2.0	0	0	4	0	0	0	0	1	0	0	0	0	0	0	0	0	0	0	0	W	24-17
10/28	Dolphins	S	3	3	0	2.0	16.0	0	0	3	0	0	0	0	0	2	1	0	0	0	0	0	0	0	0	0	W	27-14
11/03	Colts	S	3	2	1	1.5	13.0	1	9	3	0	0	0	0	0	0	0	0	0	0	0	0	0	0	0	0	W	26-24
11/10	Rams	S	5	4	1	2.0	15.0	1	8	2	0	0	0	0	0	1	0	0	0	0	0	0	0	0	0	0	W	17-12
11/14	at Browns	S	4	2	2	1.0	4.0	1	4	2	0	0	0	0	1	0	0	0	0	0	0	0	0	0	0	0	L	7-21
11/24	at Bengals	S	2	2	0	1.0	9.0	1	1	1	0	0	0	0	1	1	0	0	0	0	0	0	0	0	0	0	W	16-10
12/01	Browns	S	2	1	1	1.0	6.0	1	6	3	0	0	0	0	0	0	0	0	0	0	0	0	0	0	0	0	W	20-13
12/08	at Cardinals	S	2	1	0	0.0	0.0	1	1	1	1	0	0	0	1	0	0	0	0	0	0	0	0	0	0	0	W	23-17
12/15	Bills	S	4	3	1	0.5	4.0	2	3	2	0	0	0	0	1	1	0	0	0	0	0	0	0	0	0	0	L	10-17
12/22	at Jets	S	5	2	3	1.0	8.0	0	0	3	0	0	0	0	0	1	1	0	0	0	0	0	0	0	0	0	L	10-16
12/29	at Ravens	S	5	4	1	0.5	4.0	0	0	2	0	0	0	0	1	1	0	0	0	0	0	0	0	0	0	0	L	10-28
2019 TOTALS			16	16		55	35	20	14.5	104.0	14	56	36	6	2	7	7	0	8	8	4	0	0	0	0	0	0	8-8

+ - Overtime

2018 GAME-BY-GAME REGULAR-SEASON STATISTICS (STEELERS)

DATE	OPPONENT	P/S	TACKLES					INTERCEPTIONS				O. FUMB			ST			MISC		W/L	SCORE							
			TK	S	A	SK	YDS	TFL	YDS	QBH	NO	YDS	LG	TD	PD	FF	FR	TD	YDS			TK	S	A	FF	FR	S	A
09/09	at Browns	S	10	7	3	3.0	16.0	4	19	3	0	0	0	0	0	0	0	0	0	0	0	0	0	0	0	0	T	21-21
09/16	Chiefs	S	2	1	1	0.0	0.0	0	0	1	0	0	0	0	0	0	0	0	0	0	0	0	0	0	0	0	L	37-42
09/24	at Buccaneers	S	4	2	2	0.0	0.0	0	0	2	0	0	0	0	0	0	0	0	0	0	0	0	0	0	0	0	W	30-27
09/30	Ravens	S	4	3	1	0.0	0.0	0	0	0	0	0	0	0	0	0	0	0	0	0	0	0	0	0	0	0	L	14-26
10/07	Falcons	S	8	6	2	3.0	25.0	3	14	6	0	0	0	0	0	1	0	0	0	0	0	0	0	0	0	0	W	41-17
10/14	at Bengals	S	2	1	1	0.0	0.0	0	0	0	0	0	0	0	1	0	0	0	0	0	0	0	0	0	0	0	W	28-21
10/28	Browns	S	7	5	2	1.0	4.0	2	6	1	0	0	0	0	0	0	0	0	0	0	0	0	0	0	0	0	W	33-18
11/04	at Ravens	S	5	4	1	0.0	0.0	0	0	0	0	0	0	0	0	0	0	0	0	0	0	0	0	0	0	0	W	23-16
11/08	Panthers	S	1	1	0	1.0	12.0	0	0	2	0	0	0	0	0	1	0	0	0	0	0	0	0	0	0	0	W	52-21
11/18	at Jaguars	S	6	6	0	2.0	11.0	1	11	1	0	0	0	0	0	2	0	0	0	0	0	0	0	0	0	0	W	20-16
11/25	at Broncos	S	1	1	0	0.0	0.0	0	0	0	0	0	0	0	0	0	0	0	0	0	0	0	0	0	0	0	L	17-24
12/02	Chargers	S	1	1	0	0.0	0.0	0	0	1	0	0	0	0	0	0	0	0	0	0	0	0	0	0	0	0	L	30-33
12/09	at Raiders	S	4	2	2	0.0	0.0	0	0	0	0	0	0	0	1	0	0	0	0	0	0	0	0	0	0	0	L	21-24
12/16	Patriots	S	3	3	0	1.0	7.0	1	7	3	0	0	0	0	0	0	0	0	0	0	0	0	0	0	0	0	W	17-10
12/23	at Saints	S	3	3	0	1.0	6.0	1	6	1	0	0	0	0	1	0	0	0	0	0	0	0	0	0	0	0	L	28-31
12/30	Bengals	S	7	4	3	1.0	6.0	0	0	0	0	0	0	0	0	2	0	0	0	0	0	0	0	0	0	0	W	16-13
2018 TOTALS			16	16		68	50	18	13.0	87.0	12	63	21	6	0	0	0	3	6	0	0	0	0	0	0	0	0	9-6-1

2017 GAME-BY-GAME REGULAR-SEASON STATISTICS (STEELERS)

DATE	OPPONENT	P/S	TACKLES					INTERCEPTIONS				O. FUMB			ST			MISC		W/L	SCORE								
			TK	S	A	SK	YDS	TFL	YDS	QBH	NO	YDS	LG	TD	PD	FF	FR	TD	YDS			TK	S	A	FF	FR	S	A	
09/10	at Browns	S	6	5	1	2.0	11.0	2	11	2	1	17	17	0	1	0	0	0	0	1	1	0	0	0	0	0	0	W	21-18
09/17	Vikings	S	2	0	2	0.0	0.0	0	0	0	0	0	0	0	1	0	0	0	0	0	0	0	0	0	0	0	W	26-9	
09/24	at Bears	S	INACTIVE																				L	17-23+					
10/01	at Ravens	S	4	4	0	0.0	0.0	1	3	0	0	0	0	0	1	0	0	0	0	0	0	0	0	0	0	0	W	26-9	
10/08	Jaguars	S	6	5	1	1.0	3.0	2	5	1	0	0	0	0	0	0	0	0	0	0	0	0	0	0	0	0	L	9-30	
10/15	at Chiefs	S	1	1	0	0.0	0.0	0	0	0	0	0	0	0	0	0	0	0	0	0	0	0	0	0	0	0	W	19-13	
10/22	Bengals	S	6	5	1	1.0	7.0	1	7	3	0	0	0	0	0	0	0	0	0	0	0	0	0	0	0	0	W	29-14	
10/29	at Lions	S	2	1	1	0.0	0.0	0	0	0	0	0	0	0	1	0	0	0	0	0	0	0	0	0	0	0	W	20-15	
11/12	at Colts	S	3	3	0	0.0	0.0	0	0	0	0	0	0	0	0	0	0	0	0	0	0	0	0	0	0	0	W	20-17	
11/16	Titans	S	0	1	0	0.0	0.0	0	0	0	0	0	0	0	1	0	0	0	0	0	1	0	1	0	0	0	W	40-17	
11/26	Packers	S	4	3	1	1.0	6.0	1	6	1	0	0	0	0	1	0	0	0	0	0	0	0	0	0	0	0	W	31-28	
12/04	at Bengals	S	1	0	1	0.0	0.0	0	0	0	0	0	0	0	0	0	0	0	0	0	0	0	0	0	0	0	W	23-20	
12/10	Ravens	S	4	4	0	1.0	8.0	1	4	3	0	0	0	0	0	1	0	0	0	0	0	0	0	0	0	0	W	39-38	
12/17	Patriots	S	2	2	0	0.0	0.0	0	0	0	0	0	0	0	0	0	0	0	0	0	0	0	0	0	0	0	L	24-27	
12/25	at Texans	S	2	0	2	0.0	0.0	0	0	0	0	0	0	0	1	0	0	0	0	0	0	0	0	0	0	0	W	34-6	
12/31	Browns	S	8	6	2	1.0	1.0	2	6	3	0	0	0	0	0	0	0	0	0	0	0	0	0	0	0	0	W	28-24	
2017 TOTALS			15	15		52	39	13	7.0	36.0	10	42	13	1	1														



PAYTON^{LB} WILSON

HEIGHT: 6-4
WEIGHT: 242
COLLEGE: North Carolina State
BORN: April 21, 2000

HOW ACQUIRED: 03b '24
NFL EXPERIENCE: R
BIRTHPLACE: Hillsborough, NC



PRO CAREER

- ✦ Has yet to make NFL debut

TRANSACTIONS

- ✦ Signed a four-year contract with Pittsburgh on May 13, 2024
- ✦ Drafted by the Steelers in the third round (98th overall) of the 2024 NFL Draft

PERSONAL

- ✦ Played outside linebacker at Orange H.S.
- ✦ Tallied 266 tackles, 70 TFLs, 24 sacks and two interceptions
- ✦ Registered 103 tackles, including 21 for loss and 10 sacks, plus a pick-six, two pass breakups and a fumble recovery as a senior
- ✦ Also rushed 67 times for 222 yards and five TDs and pulled down 15 receptions for the 2023 year and four TDs
- ✦ Named the Raleigh News & Observer's Player of the Year and the Male Athlete of the Year/ Also named Big 8 Defensive Player of the Year
- ✦ Selected to the U.S. Army All-American Game
- ✦ Won a state championship in wrestling and also played lacrosse
- ✦ No. 67 prospect nationally by 247sports.com
- ✦ No. 4 outside linebacker nationally and No. 3 prospect in North Carolina
- ✦ Brother, Bryse, is a pitcher for the Milwaukee Brewers
- ✦ Graduated in December of 2022 with a degree in education

COLLEGE

- ✦ 2023 Butkus Award (nation's top linebacker)
- ✦ 2023 Bednarik Award (nation's top defensive player)
- ✦ 2023 ACC Defensive Player of the Year
- ✦ 2023 Unanimous First-Team All-American (AP, AFCA, FWAA, Walter Camp and the Sporting News, along with CBS Sports, USA Today, Sports Illustrated, The Athletic, PFF, College Football Network, Bleacher Report)
- ✦ Fourth unanimous consensus All-American in school history
- ✦ Led the ACC and ranked fifth in the FBS in tackles with 11.5 per game
- ✦ Boasted 17.5 TFL for the season - the 10th best mark in school history
- ✦ Registered 138 total tackles
- ✦ Recorded a pick six in the win over Clemson
- ✦ Led the ACC in tackles for loss, ranked 10th in sacks and fifth in fumbles recovered
- ✦ Named the ACC Linebacker of the Week for the UConn, Louisville, Marshall, Clemson and UNC games
- ✦ Recorded 23 career double-figure tackle outputs, including nine in 2023

PAYTON WILSON'S NFL REGULAR SEASON DEFENSIVE STATISTICS

DATE	TEAM	GP	GS	TACKLES							INTERCEPTIONS					O. FUMB			ST				MISC.			
				TK	S	A	TFL	YDS	SK	YDS	QBH	NO	YDS	LG	TD	PD	FF	FR	TD	YDS	TK	S	A	FF	FR	S
2024	Steelers	2	0	3	3	0	0	0	0.0	0.0	0	0	0	0	0	0	0	0	0	0	0	0	0	0	0	0
NFL TOTALS		2	0	3	3	0	0	0	0.0	0.0	0	0	0	0	0	0	0	0	0	0	0	0	0	0	0	0

SINGLE-GAME HIGHS: DEFENSIVE

Total Tackles 3 at Atlanta Falcons, Sep 08, 2024

Solo Tackles 3 at Atlanta Falcons, Sep 08, 2024

2024 GAME-BY-GAME REGULAR-SEASON STATISTICS (STEELERS)

DATE	OPPONENT	P/S	TACKLES							INTERCEPTIONS					O. FUMB			ST				MISC.		W/L	SCORE			
			TK	S	A	SK	YDS	TFL	YDS	QBH	NO	YDS	LG	TD	PD	FF	FR	TD	YDS	TK	S	A	FF			FR	S	A
09/08	at Falcons	P	3	3	0	0	0	0	0	0	0	0	0	0	0	0	0	0	0	0	0	0	0	0	0	0	W	18-10
09/15	at Broncos	P	0	0	0	0	0	0	0	0	0	0	0	0	0	0	0	0	0	0	0	0	0	0	0	0	W	13-6
2024 TOTALS		2-0	3	3	0	0	0	0	0	0	0	0	0	0	0	0	0	0	0	0	0	0	0	0	0	2-0		

PAYTON WILSON'S COLLEGE DEFENSIVE STATISTICS

DATE	TEAM	GP	GS	TACKLES							INTERCEPTIONS					O. FUMB					ST			MISC			
				TK	S	A	TFL	YDS	SK	YDS	QBH	NO	YDS	LG	TD	PD	FF	FR	TD	YDS	TK	S	A	FF	FR	S	A
2019	NC State	11	1	69	36	33	5.0	9.0	0.0	0.0	1	1	16	16	0	3	0	0	0	0	0	0	0	0	0	0	0
2020	NC State	10	10	108	57	51	11.5	43.0	3.5	21.0	6	2	3	4	0	1	0	0	0	0	0	0	0	0	0	0	
2021	NC State	3	2	5	2	3	1.5	4.0	1.0	3.0	0	0	0	0	0	0	0	0	0	0	0	0	0	0	0		
2022	NC State	11	11	82	38	44	12.5	57.0	4.5	43.0	7	1	0	0	0	3	0	0	0	0	0	0	0	0	0	0	
2023	NC State	13	12	138	69	69	17.5	64.0	6.0	34.0	10	3	19	15	1	6	1	2	0	10	0	0	0	0	0	0	
TOTALS		48	36	402	202	200	48.0	177.0	15.0	101.0	24	7	38	16	1	13	1	2	0	10	0	0	0	0	0	0	



ROMAN WR WILSON

HEIGHT: 6-0
WEIGHT: 192
COLLEGE: Michigan
BORN: June 19, 2001

HOW ACQUIRED: D3a '24
NFL EXPERIENCE: R
BIRTHPLACE: Maui, HI



PRO CAREER

- ✦ Has yet to make NFL debut

TRANSACTIONS

- ✦ Signed a four-year contract with Pittsburgh on May 11, 2024
- ✦ Drafted by the Steelers in the third round (84th overall) of the 2024 NFL Draft

PERSONAL

- ✦ Attended St. Louis High School and won four consecutive state titles in the Open Division of the HHSAA
- ✦ Part of a program that won 38 consecutive games to close his career
- ✦ Also ran track and field at St. Louis
- ✦ 247Sports Composite ranking of four stars, the 358th player nationally, the 61st-best wide receiver and the third-best player in the state of Hawaii
- ✦ Full name is Roman Jeffrey Wilson
- ✦ Son of Colleen Colegrove and Jeffrey Wilson

COLLEGE

- ✦ Played in 46 career games (24 starts) at Michigan (2020-23)
- ✦ Caught 107 passes for 1,707 yards and 20 TDs, which ranks seventh in program history
- ✦ 2023 Michigan Co-Offensive Skill Player of the Year
- ✦ 2023 Second-Team All-Big Ten
- ✦ Led the Wolverines with 48 catches, 789 yards, and 12 TDs and added one 10-yard rush in 2023
- ✦ Named All-Big Ten (second team, coaches and media)
- ✦ Six times shared Offensive Player of the Week honors for his performance at against ECU, UNLV, Bowling Green, Purdue, at Nebraska and at Michigan State
- ✦ Registered a career-high three receiving TDs against ECU, coming on six catches for 78 yards
- ✦ Starting against UNLV, caught two TD passes on four catches totaling 89 yards
- ✦ Caught a TD on two receptions for 42 yards starting against Bowling Green
- ✦ On the road at Nebraska, led the team with 58 yards receiving on four catches and two TDs
- ✦ Set career highs with nine catches and 143 yards against Purdue
- ✦ Snagged a TD among three catches for 36 yards against Ohio State
- ✦ Scored the game-tying TD to force overtime against Alabama in the Rose Bowl/CFP Semifinal and finished with a team-high 73 yards on four catches
- ✦ Gained 54 yards on three catches starting against Washington in the CFP National Championship Game

ROMAN WILSON'S NFL REGULAR SEASON RUSHING/RECEIVING STATISTICS

DATE	TEAM	RECEIVING							RUSHING				
		GP	GS	NO.	YDS.	AVG.	LG	TD	NO.	YDS.	AVG.	LG	TD
2024	Steelers	0	0	0	0	0.0	0	0	0	0	0.0	0	0
NFL TOTALS		0	0	0	0	0.0	0	0	0	0	0.0	0	0

ROMAN WILSON'S NFL REGULAR SEASON RETURN STATISTICS

DATE	TEAM	KICKOFF RETURNS					PUNT RETURNS					
		RET.	YDS.	AVG.	LG	TD	NO.	FC	YDS.	AVG.	LG	TD
2024	Steelers	0	0	0.0	0	0	0	0	0	0.0	0	0
NFL TOTALS		0	0	0.0	0	0	0	0	0	0.0	0	0

2024 GAME-BY-GAME REGULAR-SEASON STATISTICS (STEELERS)

DATE	OPPONENT	P/S	RECEIVING					RUSHING					W/L	SCORE
			NO.	YDS.	AVG.	LG	TD	NO.	YDS.	AVG.	LG	TD		
09/08	at Falcons												W	18-10
09/15	at Broncos												W	13-6
2024 TOTALS		0-0	0	0	0.0	0	0	0	0	0.0	0	0	2-0	

ROMAN WILSON'S COLLEGE RUSHING/RECEIVING STATISTICS

DATE	TEAM	GP	GS	RUSHING					RECEIVING				
				NO.	YDS.	AVG.	LG	TD	NO.	YDS.	AVG.	LG	TD
2020	Michigan	6	0	1	9	9.0	9	0	9	122	13.6	26	1
2021	Michigan	13	5	3	59	19.7	43	0	25	420	16.8	75	3
2022	Michigan	12	4	2	39	19.5	21	2	25	376	15.0	61	4
2023	Michigan	15	15	1	10	10.0	10	0	48	789	16.4	47	12
TOTALS		46	24	7	117	16.7	43	2	107	1,707	16.0	75	20

ROMAN WILSON'S COLLEGE RETURN STATISTICS

DATE	TEAM	KICKOFF RETURNS					PUNT RETURNS					
		RET.	YDS.	AVG.	LG	TD	NO.	FC	YDS.	AVG.	LG	TD
2020	Michigan	0	0	0.0	0	0	0	0	0	0.0	0	0
2021	Michigan	1	20	20.0	20	0	0	0	0	0.0	0	0
2022	Michigan	5	114	22.8	26	0	0	0	0	0.0	0	0
2023	Michigan	0	0	0.0	0	0	0	0	0	0.0	0	0
TOTALS		6	134	22.3	26	0	0	0	0	0.0	0	0



RUSSELL WILSON

HEIGHT: 5-11
WEIGHT: 215
COLLEGE: Wisconsin
BORN: November 29, 1988

HOW ACQUIRED: FA '24
NFL EXPERIENCE: 13th year
BIRTHPLACE: Richmond, VA



PRO CAREER

AWARDS

- 2021: Pro Bowl
- 2020: Pro Bowl, Walter Payton NFL Man of the Year, NFC Offensive Player of the Month for September, NFC Offensive Player of the Week vs. Atlanta (Week 1), NFC Offensive Player of the Week vs. Dallas (Week 3)
- 2019: Pro Bowl, Associated Press Second-Team All-Pro, NFC Offensive Player of the Week at Pittsburgh (Week 2), NFC Offensive Player of the Week vs. Tampa Bay (Week 9)
- 2018: Pro Bowl
- 2017: Pro Bowl, NFC Offensive Player of the Week vs. Philadelphia (Week 13), NFC Offensive Player of the Week vs. Houston (Week 8)
- 2015: Pro Bowl, NFC Offensive Player of the Week vs. Steelers (Week 12)
- 2014: Pro Bowl, NFC Offensive Player of the Week at Redskins (Week 5), NFC Offensive Player of the Week at Cardinals (Week 16)
- 2013: NFC Pro Bowl, NFC Offensive Player of the Week vs. Saints (Week 13)
- 2012: Pro Bowl, Pepsi Max NFL Rookie of the Year, Sports Illustrated Offensive Rookie of the Year

CAREER HIGHLIGHTS

- Nine-time Pro Bowl quarterback from the University of Wisconsin who started all 188 regular-season games and 16 postseason contests with Seattle (2012-21), Denver (2022-23) and Pittsburgh (2024)
- His career passer rating (100.0) ranks sixth in NFL history, while his home passer rating (103.7) ranks seventh and road passer rating (96.6) ranks ninth
- Career Regular-Season Record as a Starter: 115-72-1 (.614); 11-5 (.688) in '12, 13-3 (.813) in '13, 12-4 (.750) in '14, 10-6 (.625) in '15, 10-5-1 (.656) in '16, 9-7 (.563) in '17, 10-6 (.625) in '18, 11-5 (.688) in '19, 12-4 (.750) in '20, 6-8 (.429) in '21, 4-11 (.267) in '22 and 7-8 (.467) in '23
- Has registered 96 career games with a passer rating of 100.0+ since entering the NFL in 2012, which is the most in the League over the span, and 15 more games than the next best quarterback (Tom Brady)
- Has been responsible for 364 TDs since entering the NFL in 2012, which is the second-most in the League over the span (Tom Brady, 367)
- Has recorded 48,960 yards of total offense since entering the NFL in 2012, which is the fourth-most in the League over the span (Matt Ryan 49,734; Tom Brady 49,642; Matthew Stafford 49,325)
- Has thrown 334 TD passes since entering the NFL in 2012, which is the third-most in the League over the span (Tom Brady 349; Aaron Rodgers 343)
- Has rallied his team from a tie or deficit in the fourth quarter 39 times in his regular-season career, which is the 10th-most in NFL history
- Has led an offensive scoring drive in the fourth quarter with the team trailing by one score to either tie or take the lead 31 times in his regular-season career, which is tied for the ninth-most in NFL history
- Has recorded more wins (124) in his first 12 NFL seasons, including the postseason, than every quarterback in League history apart from Peyton Manning (140), Tom Brady (140) and Brett Favre (125)
- Has led his teams to double-digit wins in eight different seasons, eight playoff appearances, two Super Bowl berths and a Super Bowl XLVIII win
- Joined Peyton Manning (2012-14) as the only quarterbacks in NFL history with 30+ passing TDs and 100.0+ passer rating in three consecutive seasons (2018-20)
- Joined Kurt Warner, Tom Brady and Drew Brees as the only non-first-round quarterbacks to throw 40 passing TDs in a single season in NFL history
- Fourth-fastest quarterback to 100 combined wins (regular and postseason) after Week 5 (2020) win vs. Minnesota
- Has quarterbacked teams to 55 regular-season victories in games decided by six points or less, which is the ninth-most in NFL history
- Has completed 988 passes on 1,568 attempts (63.0 pct.) for 12,313 yards and 108 TDs with 22 interceptions (101.5 rtg.)
- Ranks in the top 10 in NFL regular-season fourth quarter and overtime history in TD/INT ratio (3.3, third), passer rating (101.5, fourth), yards per attempt (7.9, sixth) and passing TDs (108, seventh)
- Has completed 3,668-of-5,665 passes (64.7%) for 43,653 yards with 334 TDs and 106 interceptions (100.0 rtg.) during his first 12 NFL seasons
- Ranks 12th in NFL regular-season history in passing TDs (334), 13th in victories (115) and 18th in passing yards (43,653)
- Ranks second in League regular-season history in passer rating (100.0), second in TD/INT ratio (3.2) and 10th in win percentage (.614) among signal callers with at least 150 career starts
- Joined Peyton Manning as the only players in NFL history to post at least 3,000 passing yards and 20 TDs in each of their first 10 seasons.
- Has tallied 981 rushes for 5,307 yards (5.4 avg.) with 29 TDs and five receptions for 21 yards (4.2 avg.) with one score in his career
- Recognized as the lone quarterback in NFL history to accumulate 40,000+ passing yards and 4,500+ rushing yards for his career
- Has started all 16 playoff games in his career, completing 275-of-451 passes (61.0%) for 3,786 yards with 25 TDs and 12 interceptions (95.3 rtg.)
- Has recorded top-10 rankings in TD passes (334, 2nd), completions (3,668, 2nd), passing yards (43,653, 2nd), passing yards/attempt (7.7, 15th), passer rating (100.0, 6th) and completion percentage (64.7, 13th) among active quarterbacks since 2012
- Has posted the third-most rushing yards (5,307) among NFL quarterbacks in League history (Mike Vick, 6,109; Cam Newton, 5,628)
- Has collected 115 regular-season wins since 2012, ranking him first among active quarterbacks
- Has amassed 100.0+ passer rating in seven of his 12 seasons and is one-of-six active quarterbacks (Brock Purdy, San Francisco; Aaron Rodgers, N.Y. Jets; Patrick Mahomes, Kansas City; C.J. Stroud, Houston; DeShaun Watson, Cleveland) to have a career passer rating of 100.0 or higher
- Has registered nine 3,000-yard, 25-passing TD seasons and has four 30-TD, 100-passer rating seasons
- Posted career highs in completions (384), completion percentage (68.8), passing yards (4,212) and passing TDs (40) in 2020
- Nabbed his third career 4,000-yard passing season (4,110), threw a career-low five interceptions (5) and had 31 TDs (106.3 rtg.) in 2019
- First Seahawks quarterback to lead the NFL in passer rating (110.1) and was first quarterback in NFL history to pass for 4,000+ yards (4,024), rush for 500+ yards (553) and have 30 or more TD passes in 2015
- Registered career highs in rushes (118), rushing yards (849) and rushing TDs (6) in 2014 while completing 285-of-452 passes (63.1%) for 3,475 yards with 20 TDs and seven interceptions (95.0 rtg.)
- Completed 18-of-25 passes (72.0%) for 206 yards with two TDs and became the third-youngest quarterback in NFL history to win the Super Bowl, leading Seattle to a 43-8 win over Denver in Super Bowl XLVIII
- Tied Pro Football Hall of Fame quarterback Peyton Manning's 1998 record for most TD passes by a rookie (26) in 2012, and became the first rookie in NFL history to lead his team to an undefeated home record
- Named NFC Offensive Player of the Month (September 2020)
- Named NFC Offensive Player of the Week 12 times in his career (Weeks 13 and 16 in 2012, Week 13 in 2013, Weeks 5 and 16 in 2014, Week 12 in 2015, Weeks 8 and 13 in 2017, Weeks 2 and 9 in 2019 and Weeks 1 and 2 in 2020)
- Named the 2020 Walter Payton Man of the Year, an award that recognizes a player's off-the-field community service as well as his playing excellence

2023 (BRONCOS)

- Recorded 3,070 yards on 297-of-447 passing (66.4%) with 26 TDs and eight interceptions (98.0 rtg.)
- Completed 27-of-34 passes (79.4%) of his passes for 177 yards with two TDs (108.0 rtg.) in the season opener vs. Las Vegas
- His 79.4 completion percentage was the sixth-highest by a Broncos signal caller in a single game (min. 30 att.) in team history and highest since Peyton Manning in Week 12 of 2014 (80.0%, vs. Miami)
- Completed 18-of-32 passing (56.3%) for 308 yards with three TDs and one interception (107.3 rtg.) while also running six times for 56 yards (9.3 avg.) in Week 2 vs. Washington
- With his 56 yards rushing, Wilson became the first player in NFL history to surpass 40,000 passing yards and 5,000 rushing yards in a career while becoming the 15th fastest player in league annals to reach 41,000 passing yards
- Recorded his second consecutive 300-yard passing game after completing 23-of-38 passes (60.5%) for 306 yards with one TD and one interception (83.9 rtg.) in Week 3 at Miami
- Led his 32nd career fourth-quarter comeback (regular season and postseason) — the 10th-most in NFL history — after helping the Broncos erase a 21-point deficit in Week 4 at Chicago, completing 21-of-28 passes for 223 yards with three TDs (133.5 rtg.)
- His 133.5 passer rating was the best in his Broncos career to that point
- Recorded his 29th career regular-season fourth-quarter comeback in Week 7 vs. Green Bay, completing 20-of-29 passes for 194 yards with one passing score (98.9 rtg.)
- Posted his third three-TD game of the season after completing 12-of-19 passes for 114 yds. and no interceptions (119.3 rtg.) in a Week 8 home win vs. Kansas City
- Led his third game-winning drive of the season with 1:55 left to defeat the Bills in Week 10 at Buffalo
- Produced his third consecutive game with a 100.0+ passer rating after completing 27-of-35 passes for 259 yards with one TD (106.7 rtg.) in the Week 11 win vs. Minnesota
- Orchestrated his fourth game-winning drive and fourth-quarter comeback of the season in the win against the Vikings, the second-most of his career in a single season
- Fourth Bronco in franchise history to throw for at least one TD in each of the first 13 games of a season after completing 21-of-33 passes for 224 yards with two TDs and one interception (91.0 rtg.) in Week 14 at L.A. Chargers

2022 (BRONCOS)

- Started all 15 games played in his first season with Denver, completing 292-of-483 passes (60.5%) for 3,524 yards with 16 TDs and 11 interceptions (84.4 rtg.)
- Completed the most passes (29) by a quarterback making his Broncos debut in team history and had the second-most passing yards (340) among that group
- Led the Broncos on a game-winning drive in the fourth quarter, highlighted by a 47-yard connection with WR K.J. Hamler, and totaled 252 yards on 18-of-30 passing (60.0%) with one TD in Week 6 at Jacksonville
- Notched his 300th career TD pass, tying Pro Football Hall of Fame QB John Elway for the 13th-most passing scores in NFL history, when he found WR Brandon Johnson in the end zone in Week 12 at Carolina
- Completed 23-of-36 passes (63.9%) for 247 yards with a season-high three TDs and one interception (100.1 rtg.) in Week 14 vs. Kansas City
- Surpassed former NFL QB Randall Cunningham for the third-most rushing yards (4,928) by a quarterback in league history and recorded his third career multi-rushing score game in Week 17 at Kansas City

2021 (SEAHAWKS)

- Started all 14 games played in 2021, totaling 3,113 yards while completing 259-of-400 passes (64.8%) with 25 TDs and six interceptions (103.1 rtg.)
- Rushed 43 times for 183 yards (4.3 avg.) with two scores
- Completed at least 70 percent of his passes in each of the first three games of the season
- Completed 18-of-23 passes (78.3%) for 254 yards with a season-high four TDs and zero interceptions (152.3 rtg.) in Week 1 at Indianapolis
- Threw for a season-high 343 yards and completed 22-of-31 passes (71.0%) with two TDs and zero interceptions (128.8 rtg.) in Week 2 vs. Tennessee
- Set season highs in completions (30) and completion percentage (81.1) in Week 4 at San Francisco
- Tied season high with four TD passes and posted a 133.0 passer rating in Week 17 vs. Detroit

2020 (SEAHAWKS)

- Collected his fourth 4,000-yard passing season (4,212) and set single-season career highs in completions (384), completion percentage (68.8) and TD passes (40)
- Broke his own single-season club record for touchdowns, completions and completion percentage, while leading and offense to a franchise-record 459 points
- Rushed 83 times for 513 yards (6.2 avg.) with two scores
- Completed 31-of-35 passes (88.6%) for 322 yards with four TDs and zero interceptions (season-high 143.1 rtg.) in Week 1 at Atlanta
- Second quarterback in NFL history to record 30,000 passing yards and 4,000 rushing yards, while becoming just the fifth quarterback to reach 4,000 rushing yards
- His 88.6 completion percentage in Week 1 at Atlanta was the third-highest in NFL history (min. 30 att.)
- Passed for a career-high-tying five TDs in consecutive weeks (Weeks 2-3), becoming the first Seahawks player and fifth NFL player to accomplish that feat
- Fourth-fastest quarterback to 100 combined wins (regular-season and postseason) after defeating Minnesota in Week 5
- Tallied a career-high 33 completions and threw for 388 yards in Week 7 at Arizona
- Completed 28-of-41 passes for a season-high 390 yards with two TDs and two interceptions (94.6 rtg.) in Week 10 at Buffalo

2019 (SEAHAWKS)

- Posted his third 4,000-yard passing season and completed 341-of-516 passes (66.1%) for 4,110 yards with 31 TDs and a career-low five interceptions (106.5 rtg.)
- Rushed 75 times for 342 yards (4.6 avg.) with three scores
- Joined Pro Football Hall of Fame QB Peyton Manning as the only quarterbacks in NFL history to pass for at least 3,000 yards and 20 TDs in each of their first eight seasons
- Totaled a passer rating of 130.0+ in each of the first two games of the seasons
- Set season highs in completions (32) and passing yards (406) and added two rushing scores in Week 3 vs. New Orleans
- Completed 17-of-23 passes for 268 yards with four TDs and zero interceptions (season-high 151.8 rtg.) in Week 5 vs. L.A. Rams
- Posted 131.7 passer rating after completing 14-of-20 passes (70.0%) for 182 yards with two TDs and zero interceptions in Week 8 at Atlanta
- Tied career high with five passing TDs and registered a 133.7 passer rating in Week 9 vs. Tampa Bay
- Completed 20-of-26 passes (76.9%) for 286 yards with two TDs and zero interceptions (137.7 rtg.) in Week 15 at Carolina

2018 (SEAHAWKS)

- ✦ Completed 280-of-427 passes (65.6%) for 3,448 yards with 35 TDs and seven interceptions
- ✦ Talled a single-season career-high 110.9 passer rating
- ✦ Rushed 67 times for 376 yards (5.6 avg.)
- ✦ Pushed his passing TD total to 196 which was the most in club history and the third most in a quarterback's first seven seasons
- ✦ Had 10 games with a passer rating of 100.0+, including a career-high 158.3 passer rating in Week 8 at Detroit

2017 (SEAHAWKS)

- ✦ Completed 339-of-553 passes (61.3%) for 3,983 yards with 34 TDs and 11 interceptions (95.4 rtg.)
- ✦ Rushed 95 times for 586 yards (6.2 avg.) with three scores
- ✦ Led the NFL and tied his then franchise record with 34 TDs
- ✦ Threw 19 TD passes in the fourth quarter which set an NFL record
- ✦ First quarterback in NFL history with at least 30 TDs and 500 rushing yards in multiple seasons
- ✦ Threw for a career-high 452 yards with four TDs and one interception (season-high 123.2 rtg.) in Week 8 vs. Houston

2016 (SEAHAWKS)

- ✦ Completed 353-of-546 passes (64.7%) for a single-season career-high 4,219 yards with 21 TDs and 11 interceptions (92.6 rtg.)
- ✦ Rushed 72 times for 259 yards (3.6 avg.) with one score
- ✦ Completed 23-of-32 passes (71.9%) for 309 yards with three TDs and zero interceptions (133.5 rtg.) in Week 4 at N.Y. Jets
- ✦ Recorded a season-high 137.0 passer rating after completing 20-of-26 passes (76.9%) for 282 yards with two TDs and zero interceptions in Week 9 vs. Buffalo
- ✦ Completed 25-of-37 passes (67.6%) for 348 yards with three TDs and zero interceptions (124.6 rtg.) in Week 10 at New England
- ✦ Registered season highs in completions (29) and passing yards (350) and nabbed a 117.8 passer rating in Week 16 vs. Arizona

2015 (SEAHAWKS)

- ✦ Posted the first 4,000-yard passing season of his career, completing 329-of-483 passes (68.1%) for 4,024 yards with 34 TDs and eight interceptions (110.1 rtg.)
- ✦ First Seahawks quarterback to lead the NFL in passer rating (110.1)
- ✦ Registered his first career 4,000-yard passing, 500-yard rushing season and was the first quarterback in NFL history to post totals of at least 4,000 yards passing, 500 yards rushing and 30 passing TDs
- ✦ Completed a season-high 32 passes in the season opener at St. Louis
- ✦ Completed 20-of-26 passes (76.9%) for 286 yards with one TD and zero interceptions (125.0 rtg.) in Week 4 vs. Detroit
- ✦ Totaled a passer rating of 125.0+ in Weeks 11-15
- ✦ Completed 24-of-29 passes (season-high 82.8%) for 260 yards with three TDs and zero interceptions (138.5 rtg.) in Week 7 at San Francisco
- ✦ Recorded a season-high 147.5 passer rating after completing 21-of-30 passes (70.0%) for a season-high 345 yards with a career-high-tying five TDs and zero interceptions in Week 12 vs. Pittsburgh
- ✦ Completed 21-of-27 passes (77.8%) for 274 yards with three TDs and zero interceptions (146.0 rtg.) in Week 13 at Minnesota
- ✦ Tied career high with five passing TDs and completed 23-of-32 passes (71.9%) for 292 yards (139.6 rtg.) in Week 14 at Baltimore
- ✦ Completed 21-of-30 passes (70.0%) for 249 yards with three TDs and zero interceptions (128.3 rtg.) in Week 15 at Cleveland

2014 (SEAHAWKS)

- ✦ Threw for 3,475 yards, completing 285-of-452 passes (63.1%) with 20 TDs and seven interceptions (95.0 rtg.)
- ✦ Set single-season career highs in rushes (118), rushing yards (849) and rushing TDs (six)
- ✦ Completed 41-of-72 passes (56.9%) for 724 yards with six TDs and five interceptions (90.3 rtg.) en route to his second consecutive Super Bowl appearance

2013 (SEAHAWKS)

- ✦ Completed 257-of-407 passes (63.1%) for 3,357 yards with 26 TDs and nine interceptions (101.2 rtg.)
- ✦ Posted 100.0+ passer rating in nine of the 16 games and threw for 300+ yards on two occasions
- ✦ Passed for 524 yards with three TDs and zero interceptions (101.6 rtg.) on 43-of-68 passing (63.2%) in three playoff games
- ✦ Third youngest quarterback in NFL history to win a Super Bowl, completing 18-of-25 passes (72.0%) for 206 yards with two TDs (123.1 rtg.) in a 43-8 victory over the Broncos in Super Bowl XLVIII

2012 (SEAHAWKS)

- ✦ Started all 16 games during his rookie season, completing 252-of-393 passes (64.1%) for 3,118 yards with 26 TDs and 10 interceptions (100.0 rtg.)
- ✦ Rushed 94 times for 489 yards (5.2 avg.) with four scores
- ✦ Tied Pro Football Hall of Fame QB Peyton Manning's 1998 record for most TD passes by a rookie (26)
- ✦ First rookie in NFL history to lead his team to an undefeated home record
- ✦ Set a club record with a 100.0 passer rating which was the second best by an NFL rookie QB
- ✦ Posted a 64.1% completion percentage which ranked third all-time among rookie QBs

TRANSACTIONS

- ✦ Signed a one-year contract with Pittsburgh on March 15, 2024
- ✦ Released by Denver on March 13, 2024
- ✦ Signed a five-year contract extension with Denver on Sept. 1, 2022
- ✦ Traded to the Broncos from Seattle with 2022 fourth-round pick (116th overall, Eyioma Uwazurike) for Drew Lock, Noah Fant, Shelby Harris, 2023 first-round pick (fifth overall, Devon Witherspoon), 2022 first-round pick (ninth overall, Charles Cross), 2023 second-round pick (37th overall, Derick Hall), 2022 second-round pick (40th overall, Boye Mafe) and 2022 fifth-round pick (145th overall, traded)
- ✦ Signed a four-year contract extension with the Seahawks on Apr. 16, 2019
- ✦ Signed a four-year contract extension with Seattle on July 31, 2015
- ✦ Signed a four-year contract with the Seahawks on May 7, 2012
- ✦ Drafted by Seattle in the third round (75th overall) of the 2012 NFL Draft

PERSONAL

- ✦ Honored with the 2022 Bart Starr Award which is given annually to an NFL player who best exemplifies outstanding character and leadership in the home, on the field, and in the community
- ✦ Started the Why Not You Foundation and Why Not You Academy, a non-profit high school dedicated to fighting poverty through education
- ✦ Selected as the 2020 Walter Payton NFL Man of the Year which honors a player's volunteer and charity work, as well as his excellence on the field
- ✦ Attended Collegiate School in Richmond, Va., playing football and baseball
- ✦ Earned all-state, all-region and all-district honors, and was named the 2005 Richmond Times-Dispatch Player of the Year as a junior
- ✦ Led Collegiate School to an 11-0 record and a state title as a junior after throwing for 3,287 yards and 40 TDs, and rushing for 634 yards and 15 scores
- ✦ Passed for 3,009 yards with 34 TDs as a senior, earning all-state, all-conference and conference player of the year accolades
- ✦ Selected by the Colorado Rockies in the fourth round of the 2010 Major League Baseball Draft after playing shortstop and batting .467 as a high school senior
- ✦ Born on Nov. 29, 1988, in Cincinnati

COLLEGE

- ✦ Started 50 consecutive games, completing 907-of-1,489 passes (60.9%) for 11,720 yards with 109 TDs and 30 interceptions (147.2 rtg.)
- ✦ Established an NCAA FBS record after throwing 379 consecutive passes without an interception
- ✦ Rushed 441 times for 1,421 yards (3.2 avg.) with 23 scores
- ✦ Fifth player in NCAA FBS history to record totals of at least 5,000 passing yards and 1,000 rushing yards during his career
- ✦ Played 36 games at NC State (2008-10), completing 682-of-1,180 passes (57.8%) for 8,545 yards with 76 TDs and 25 interceptions
- ✦ Posted 362 rushes for 1,083 yards (2.9 avg.) with 17 scores over his three seasons with the Wolfpack
- ✦ Completed 225-of-309 passes (72.8%) for 3,175 yards with 33 TDs and four interceptions, and carried the ball 79 times for 338 yards (4.2 avg.) with six scores in his lone season at Wisconsin (2011)

REGULAR SEASON COMPARISON: PASSING - LOS ANGELES CHARGERS

DATE	OPP	W/L	GP/GS	C	ATT	YDS.	AVG.	TD	LG	INT	SK	SKYD	RTG
9/14/14	SEA @ SD	L	S	17	25	202	8.1	2	32	0	2	22	119.1
11/4/18	SEA vs. LAC	L	S	26	39	235	6.0	2	42	1	4	33	89.2
10/17/22	DEN @ LAC	L	S	15	28	188	6.7	1	47	0	4	28	86.6
1/8/23	DEN vs. LAC	W	S	13	24	283	11.8	3	57	1	2	17	118.6
12/10/23	DEN @ LAC	W	S	21	33	224	6.8	2	46	1	2	8	91.0
TOTALS		2/3	5/5	92	149	1,132	7.6	10	57	3	14	108	--

RUSSELL WILSON'S NFL REGULAR SEASON PASSING STATISTICS

DATE	TEAM	GP	GS	ATT.	CMP.	PCT.	YDS	AVG.	TD	INT.	LG	SK	LST	RATE
2012	Seahawks	16	16	393	252	64.1	3,118	7.9	26	10	67	33	203	100.0
2013	Seahawks	16	16	407	257	63.1	3,357	8.2	26	9	80t	44	272	101.2
2014	Seahawks	16	16	452	285	63.1	3,475	7.7	20	7	80t	42	242	95.0
2015	Seahawks	16	16	483	329	68.1	4,024	8.3	34	8	80t	45	265	110.1
2016	Seahawks	16	16	546	353	64.7	4,219	7.7	21	11	59	41	293	92.6
2017	Seahawks	16	16	553	339	61.3	3,983	7.2	34	11	74t	43	322	95.4
2018	Seahawks	16	16	427	280	65.6	3,448	8.1	35	7	66	51	355	110.9
2019	Seahawks	16	16	516	341	66.1	4,110	8.0	31	5	60t	48	319	106.3
2020	Seahawks	16	16	558	384	68.8	4,212	7.5	40	13	62	47	301	105.1
2021	Seahawks	14	14	400	259	64.8	3,113	7.8	25	6	69t	33	266	103.1
2022	Broncos	15	15	483	292	60.5	3,524	7.3	16	11	67t	55	368	84.4
2023	Broncos	15	15	447	297	66.4	3,070	6.9	26	8	60t	45	258	98.0
2024	Steelers	0	0	0	0	0.0	0	0.0	0	0	0	0	0	0.0
TOTALS		188	188	5,665	3,668	64.7	43,653	7.7	334	106	80T	527	3,464	100.0

RUSSELL WILSON'S NFL POSTSEASON PASSING STATISTICS

DATE	TEAM	GP	GS	ATT.	CMP.	PCT.	YDS	AVG.	TD	INT.	LG	SK	LST	RATE
2012	Seahawks	2	2	62	39	62.9	572	9.2	3	1	34	7	48	102.4
2013	Seahawks	3	3	68	43	63.2	524	7.7	3	0	51	7	22	101.6
2014	Seahawks	3	3	72	41	56.9	724	10.1	6	5	63t	10	58	90.3
2015	Seahawks	2	2	74	44	59.5	508	6.9	4	3	35	7	54	81.4
2016	Seahawks	2	2	60	40	66.7	449	7.5	4	2	42	6	31	97.2
2018	Seahawks	1	1	27	18	66.7	233	8.6	1	0	53	1	7	105.9
2019	Seahawks	2	2	61	39	63.9	602	9.9	2	0	53t	6	19	107.4
2020	Seahawks	1	1	27	11	40.7	174	6.4	2	1	51t	5	32	72.1
TOTALS		16	16	451	275	61.0	3,786	8.4	25	12	63T	49	271	95.3

RUSSELL WILSON'S NFL REGULAR SEASON RUSHING STATISTICS

DATE	TEAM	NO.	YDS.	AVG.	LG	TD
2012	Seahawks	94	489	5.2	25t	4
2013	Seahawks	96	539	5.6	27	1
2014	Seahawks	118	849	7.2	55	6
2015	Seahawks	103	553	5.4	24	1
2016	Seahawks	72	259	3.6	18	1
2017	Seahawks	95	586	6.2	31	3
2018	Seahawks	67	376	5.6	40	0
2019	Seahawks	75	342	4.6	21	3
2020	Seahawks	83	513	6.2	38	2
2021	Seahawks	43	183	4.3	17	2
2022	Broncos	55	277	5.0	19	3
2023	Broncos	80	341	4.3	21	3
2024	Steelers	0	0	0.0	0	0
TOTALS		981	5,307	5.4	55	29

RUSSELL WILSON'S NFL POSTSEASON RUSHING STATISTICS

DATE	TEAM	NO.	YDS.	AVG.	LG	TD
2012	Seahawks	15	127	8.5	28	1
2013	Seahawks	11	42	3.8	16	0
2014	Seahawks	17	86	5.1	17	1
2015	Seahawks	8	53	6.6	14	0
2016	Seahawks	9	46	5.1	14	0
2018	Seahawks	3	14	4.7	7	1
2019	Seahawks	16	109	6.8	22	0
2020	Seahawks	4	50	12.5	23	0
TOTALS		83	527	6.3	28	3

RUSSELL WILSON'S NFL REGULAR SEASON PASSING/RUSHING STATISTICS

DATE	TEAM	PASSING														RUSHING				
		GP	GS	ATT.	CMP.	PCT.	YDS	AVG.	TD	INT.	LG	SK	LST	RATE	NO.	YDS.	AVG.	LG	TD	
2012	Seahawks	16	16	393	252	64.1	3,118	7.9	26	10	67	33	203	100.0	94	489	5.2	25t	4	
2013	Seahawks	16	16	407	257	63.1	3,357	8.2	26	9	80t	44	272	101.2	96	539	5.6	27	1	
2014	Seahawks	16	16	452	285	63.1	3,475	7.7	20	7	80t	42	242	95.0	118	849	7.2	55	6	
2015	Seahawks	16	16	483	329	68.1	4,024	8.3	34	8	80t	45	265	110.1	103	553	5.4	24	1	
2016	Seahawks	16	16	546	353	64.7	4,219	7.7	21	11	59	41	293	92.6	72	259	3.6	18	1	
2017	Seahawks	16	16	553	339	61.3	3,983	7.2	34	11	74t	43	322	95.4	95	586	6.2	31	3	
2018	Seahawks	16	16	427	280	65.6	3,448	8.1	35	7	66	51	355	110.9	67	376	5.6	40	0	
2019	Seahawks	16	16	516	341	66.1	4,110	8.0	31	5	60t	48	319	106.3	75	342	4.6	21	3	
2020	Seahawks	16	16	558	384	68.8	4,212	7.5	40	13	62	47	301	105.1	83	513	6.2	38	2	
2021	Seahawks	14	14	400	259	64.8	3,113	7.8	25	6	69t	33	266	103.1	43	183	4.3	17	2	
2022	Broncos	15	15	483	292	60.5	3,524	7.3	16	11	67t	55	368	84.4	55	277	5.0	19	3	
2023	Broncos	15	15	447	297	66.4	3,070	6.9	26	8	60t	45	258	98.0	80	341	4.3	21	3	
2024	Steelers	0	0	0	0	0.0	0	0.0	0	0	0	0	0	0.0	0	0	0	0	0	
TOTALS		188	188	5,665	3,668	64.7	43,653	7.7	334	106	80T	527	3,464	100.0	981	5,307	5.4	55	29	

RUSSELL WILSON'S NFL POSTSEASON PASSING/RUSHING STATISTICS

DATE	TEAM	PASSING														RUSHING				
		GP	GS	ATT.	CMP.	PCT.	YDS	AVG.	TD	INT.	LG	SK	LST	RATE	NO.	YDS.	AVG.	LG	TD	
2012	Seahawks	2	2	62	39	62.9	572	9.2	3	1	34	7	48	102.4	15	127	8.5	28	1	
2013	Seahawks	3	3	68	43	63.2	524	7.7	3	0	51	7	22	101.6	11	42	3.8	16	0	
2014	Seahawks	3	3	72	41	56.9	724	10.1	6	5	63t	10	58	90.3	17	86	5.1	17	1	
2015	Seahawks	2	2	74	44	59.5	508	6.9	4	3	35	7	54	81.4	8	53	6.6	14	0	
2016	Seahawks	2	2	60	40	66.7	449	7.5	4	2	42	6	31	97.2	9	46	5.1	14	0	
2018	Seahawks	1	1	27	18	66.7	233	8.6	1	0	53	1	7	105.9	3	14	4.7	7	1	
2019	Seahawks	2	2	61	39	63.9	602	9.9	2	0	53t	6	19	107.4	16	109	6.8	22	0	
2020	Seahawks	1	1	27	11	40.7	174	6.4	2	1	51t	5	32	72.1	4	50	12.5	23	0	
TOTALS		16	16	451	275	61.0	3,786	8.4	25	12	63T	49	271	95.3	83	527	6.3	28	3	

SINGLE-GAME HIGHS: QUARTERBACK

Pass Attempts	50 at Arizona Cardinals, Oct 25, 2020 50 vs. New Orleans Saints, Sep 22, 2019	Passer Rating	158.3 at Detroit Lions, Oct 28, 2018 152.3 at Indianapolis Colts, Sep 12, 2021
Pass Completions	33 at Arizona Cardinals, Oct 25, 2020 32 vs. New Orleans Saints, Sep 22, 2019 ...1 more at 32.	Rush Attempts	14 vs. New York Giants, Nov 09, 2014 13 at Indianapolis Colts, Oct 06, 2013
Yards Passing	452 vs. Houston Texans, Oct 29, 2017 406 vs. New Orleans Saints, Sep 22, 2019	Rushing Yards	122 at Washington Redskins, Oct 06, 2014 107 vs. New York Giants, Nov 09, 2014
TD Passes	5 vs. Dallas Cowboys, Sep 27, 2020 5 vs. New England Patriots, Sep 20, 2020 ...3 more at 5.	Rushing Average	15.1 at St. Louis Rams, Oct 19, 2014 12.3 vs. Atlanta Falcons, Nov 20, 2017
Long Passes	80t vs. Pittsburgh Steelers, Nov 29, 2015 80t at Arizona Cardinals, Dec 21, 2014 ...1 more at 80.	Longest Runs	55 at Arizona Cardinals, Dec 21, 2014 52 at St. Louis Rams, Oct 19, 2014
Completion Percentage	88.6 at Atlanta Falcons, Sep 13, 2020 82.9 at Pittsburgh Steelers, Sep 15, 2019	Rushing TDs	3 at Buffalo Bills, Dec 16, 2012 2 at Kansas City Chiefs, Jan 01, 2023 ...1 more at 2.

SINGLE-GAME HIGHS - POSTSEASON: QUARTERBACK

Pass Attempts	48 at Carolina Panthers, Jan 17, 2016 36 at Atlanta Falcons, Jan 13, 2013 31 at Green Bay Packers, Jan 12, 2020 30 at Philadelphia Eagles, Jan 05, 2020 30 at Atlanta Falcons, Jan 14, 2017 ...1 more at 30.	Passer Rating	149.2 vs. Carolina Panthers, Jan 10, 2015 123.1 at Denver Broncos, Feb 02, 2014 119.3 vs. Detroit Lions, Jan 07, 2017 110.6 vs. New England Patriots, Feb 01, 2015 109.1 at Atlanta Falcons, Jan 13, 2013
Pass Completions	31 at Carolina Panthers, Jan 17, 2016 24 at Atlanta Falcons, Jan 13, 2013 23 vs. Detroit Lions, Jan 07, 2017 21 at Green Bay Packers, Jan 12, 2020 18 at Philadelphia Eagles, Jan 05, 2020 ...2 more at 18.	Rush Attempts	9 at Philadelphia Eagles, Jan 05, 2020 8 at Washington Redskins, Jan 06, 2013 7 at Green Bay Packers, Jan 12, 2020 7 vs. Green Bay Packers, Jan 18, 2015 7 vs. Carolina Panthers, Jan 10, 2015 ...1 more at 7.
Yards Passing	385 at Atlanta Falcons, Jan 13, 2013 366 at Carolina Panthers, Jan 17, 2016 325 at Philadelphia Eagles, Jan 05, 2020 277 at Green Bay Packers, Jan 12, 2020 268 vs. Carolina Panthers, Jan 10, 2015	Rushing Yards	67 at Washington Redskins, Jan 06, 2013 64 at Green Bay Packers, Jan 12, 2020 60 at Atlanta Falcons, Jan 13, 2013 50 vs. Los Angeles Rams, Jan 09, 2021 49 at Atlanta Falcons, Jan 14, 2017
TD Passes	3 at Carolina Panthers, Jan 17, 2016 3 vs. Carolina Panthers, Jan 10, 2015 2 vs. Los Angeles Rams, Jan 09, 2021 2 at Atlanta Falcons, Jan 14, 2017 ...4 more at 2.	Rushing Average	9.1 at Green Bay Packers, Jan 12, 2020 8.6 at Atlanta Falcons, Jan 13, 2013 8.4 at Washington Redskins, Jan 06, 2013 5.0 at Philadelphia Eagles, Jan 05, 2020 3.6 vs. Green Bay Packers, Jan 18, 2015
Long Passes	63t vs. Carolina Panthers, Jan 10, 2015 53t at Philadelphia Eagles, Jan 05, 2020 53 at Dallas Cowboys, Jan 05, 2019 51t vs. Los Angeles Rams, Jan 09, 2021 51 vs. San Francisco 49ers, Jan 19, 2014	Longest Runs	28 at Washington Redskins, Jan 06, 2013 23 vs. Los Angeles Rams, Jan 09, 2021 22 at Green Bay Packers, Jan 12, 2020 22 at Philadelphia Eagles, Jan 05, 2020 19 at Washington Redskins, Jan 06, 2013
Completion Percentage	76.7 vs. Detroit Lions, Jan 07, 2017 72.0 at Denver Broncos, Feb 02, 2014 68.2 vs. Carolina Panthers, Jan 10, 2015 67.7 at Green Bay Packers, Jan 12, 2020 66.7 at Dallas Cowboys, Jan 05, 2019 ...1 more at 66.7.	Rushing TDs	1 at Dallas Cowboys, Jan 05, 2019 1 vs. Green Bay Packers, Jan 18, 2015 1 at Atlanta Falcons, Jan 13, 2013

300-YARD PASSING GAMES (24): REGULAR SEASON

DATE	TEAM	NO.	YDS.	AVG.	LG	TD
09/08/13	at Panthers	25	320	12.8	43t	1
12/02/13	SAINTS	22	310	14.1	60	3
10/19/14	at Rams	23	313	13.6	49	2
12/21/14	at Cardinals	20	339	17.0	80t	2
11/29/15	STEELERS	21	345	16.4	80t	5
10/02/16	at Jets	23	309	13.4	42t	3
11/13/16	at Patriots	25	348	13.9	39	3
12/24/16	CARDINALS	29	350	12.1	42t	4
09/24/17	at Titans	29	373	12.9	46	4
10/22/17	at Giants	27	334	12.4	38t	3
10/29/17	TEXANS	26	452	17.4	66	4
11/25/18	at Panthers	22	339	15.4	54	2
09/15/19	at Steelers	29	300	10.3	30	3
09/22/19	SAINTS	32	406	12.7	54	2
11/03/19	BUCCANEERS	29	378	13.0	53t	5
09/13/20	at Falcons	31	322	10.4	38t	4
09/27/20	COWBOYS	27	315	11.7	62	5
10/04/20	at Dolphins	24	360	15.0	57	2
10/25/20	at Cardinals	33	388	11.8	47t	3
11/08/20	at Bills	28	390	13.9	55t	2
09/19/21	TITANS	22	343	15.6	68t	2
09/12/22	at Seahawks	29	340	11.7	67t	1
09/17/23	COMMANDERS	18	308	17.1	60t	3
09/24/23	at Dolphins	23	306	13.3	46	1

300-YARD PASSING GAMES (3): POSTSEASON

DATE	TEAM	NO.	YDS.	AVG.	LG	TD
01/13/13	at Falcons	24	385	16.0	34	2
01/17/16	at Panthers	31	366	11.8	33t	3
01/05/20	at Eagles	18	325	18.1	53t	1

GAME WINNING DRIVES (4TH QUARTER/OVERTIME) - 42

DATE	OPPONENT	DOWN/TIED WON	GAME-WINNING PLAY	TIME LEFT	DRIVE	T.O.P.	WILSON DRIVE STATS (C-A-YDS)
09/24/2012	vs. Green Bay	7-12	14-12	24-yd TD pass to Tate	0:00	6-46	0-46
10/14/2012	vs. New England	17-23	24-17	46-yd TD pass to Rice	1:27	4-57	1-20
12/02/2012	at Chicago	17-17	23-17	13-yd TD pass to Rice	-	12-80	7-27
12/30/2012	vs. St. Louis	13-13	20-13	1-yd TD run by Wilson	1:45	10-90	3-32
01/06/2013	at Washington	13-14	24-14	27-yd TD run by Lynch	7:20	8-79	3-45
09/08/2013	at Carolina	6-7	12-7	43-yd TD pass to Kearse	10:21	6-74	2-45
09/29/2013	at Houston	20-20	23-20	Hauschka 45-yd FG	-	8-42	3-27
10/13/2013	vs. Tennessee	10-10	20-13	Hauschka 29-yd FG	11:26	7-69	3-37
11/03/2013	vs. Tampa Bay	24-24	27-24	Hauschka 27-yd FG	-	9-51	4-33
01/19/2014	vs. San Francisco	13-17	23-27	35-yd TD pass to Kearse	13:52	8-62	4-03

09/21/2014	vs. Denver	20-20	26-20	6-yd TD run by Lynch	-	13-80	5:46	4-6-35
10/26/2014	at Carolina	6-9	13-9	23-yd TD pass to L. Wilson	0:53	9-80	3:50	4-4-53
11/09/2014	vs. N.Y. Giants	17-17	38-17	3-yd TD run by Lynch	12:51	7-58	2:52	1-2-11
12/28/2014	vs. St. Louis	6-6	20-6	9-yd TD run by Lynch	12:12	6-54	2:44	2-3-38
01/18/2015	vs. Green Bay	22-22	28-22	35-yd TD pass to Kearsae	-	6-87	3:19	3-3-80
11/01/2015	at Dallas	10-12	13-12	Hauschka 24-yd FG	1:10	17-79	5:35	5-7-53
11/29/2015	vs. Pittsburgh	26-27	39-30	30-yd TD pass to Baldwin	8:20	6-73	3:28	3-3-59
01/10/2016	at Minnesota	7-9	10-9	Hauschka 46-yd FG	8:09	7-12	2:33	1-4-8
09/11/2016	vs. Miami	6-10	12-10	2-yd TD pass to Baldwin	0:35	14-75	3:37	6-9-55
10/16/2016	vs. Atlanta	17-24	26-24	Hauschka 44-yd FG	2:02	7-24	1:51	2-4-17
11/13/2016	at New England	22-24	31-24	Hauschka 23-yd FG	8:59	8-58	4:04	3-4-58
09/17/2017	vs. San Francisco	6-9	12-9	9-yd TD pass to Richardson	7:13	10-82	4:30	3-5-23
10/29/2017	vs. Houston	34-38	41-38	18-yd TD pass to Graham	0:26	3-80	1:18	3-3-85
09/30/2018	at Arizona	17-17	20-17	Janikowski 52-yd FG	0:04	7-31	1:50	2-3-15
11/15/2018	vs. Green Bay	20-24	27-24	15-yd TD pass to Dickerson	5:11	7-75	3:15	4-5-73
11/25/2018	at Carolina	20-27	30-27	Janikowski 31-yd FG	0:04	7-45	1:40	2-4-48
09/08/2019	vs. Cincinnati	14-17	21-20	44-yd TD pass to Lockett	15:00	4-64	2:08	2-2-69
10/03/2019	vs. L.A. Rams	24-29	30-29	5-yd TD pass to Carson	2:34	12-75	6:51	2-4-17
10/13/2019	at Cleveland	25-28	32-28	1-yd TD run by Carson	3:33	9-79	5:32	3-5-31
11/03/2019	vs. Tampa Bay	34-34	40-34	10-yd TD pass to Hollister	-	10-75	3:38	5-9-70
11/11/2019	at San Francisco	24-24	27-24	Myers 42-yd FG	0:00	7-40	1:25	3-3-15
09/27/2020	vs. Dallas	30-31	38-31	29-yd TD pass to Metcalf	1:55	8-75	2:12	4-6-66
10/11/2020	vs. Minnesota	21-26	27-26	6-yd TD pass to Metcalf	0:20	13-94	1:42	4-12-77
01/03/2021	at San Francisco	19-23	26-23	4-yd TD pass to Lockett	2:26	14-85	5:26	3-6-25
01/09/2022	at Arizona	24-24	38-30	4-yd TD run by R. Wilson	13:22	3-10	1:45	0-0-0
09/18/2022	vs. Houston	6-9	16-9	22-yd TD pass to Saubert	12:42	6-62	3:56	3-3-62
09/25/2022	vs. San Francisco	5-10	11-10	1-yd TD run by Gordon	4:13	12-80	6:04	5-7-58
10/30/2022	at Jacksonville	14-17	21-17	2-yd TD run by Murray	1:47	7-80	2:11	1-2-47
10/01/2023	at Chicago	28-28	31-28	Lutz 51-yd FG	1:46	5-48	1:06	1-2-48
10/22/2023	vs. Green Bay	16-17	19-17	Lutz 52-yd FG	3:50	9-41	4:41	3-4-28
11/13/2023	at Buffalo	21-22	24-22	Lutz 36-yd FG	0:00	10-57	1:55	3-4-22
11/19/2023	vs. Minnesota	15-20	21-20	15-yd TD pass to Sutton	1:03	10-75	2:14	6-8-68
- final play of overtime								

2024 GAME-BY-GAME REGULAR-SEASON STATISTICS (STEELERS)

DATE	OPPONENT	P/S	PASSING											RUSHING				W/L	SCORE					
			ATT	CMP	YDS	PCT	Y/A	Y/C	TD	INT	LG	SK/YD	RATE	ATT	YDS	LG	TD							
09/08	at Falcons																						W	18-10
09/15	at Broncos																						W	13-6
2024 TOTALS		0-0	0	0	0	0.0	0.0	0.0	0	0	0	0/0	0.0	0	0	0	0	0	0	0	0	2-0		

2023 GAME-BY-GAME REGULAR-SEASON STATISTICS (BRONCOS)

DATE	OPPONENT	P/S	PASSING											RUSHING				W/L	SCORE				
			ATT	CMP	YDS	PCT	Y/A	Y/C	TD	INT	LG	SK/YD	RATE	ATT	YDS	LG	TD						
09/10	Raiders	S	34	27	177	79.4	5.2	6.6	2	0	21	2/11	108.0	1	1	1	0	L	L	16-17			
09/17	Commanders	S	32	18	308	56.3	9.6	17.1	3	1	60t	7/31	107.3	6	56	15	0	L	L	33-35			
09/24	at Dolphins	S	38	23	306	60.5	8.1	13.3	1	1	46	1/12	83.9	0	0	0	0	L	L	20-70			
10/01	at Bears	S	28	21	223	75.0	8.0	10.6	3	0	48	1/9	133.5	4	13	10	0	W	W	31-28			
10/08	Jets	S	31	20	196	64.5	6.3	9.8	2	0	29	4/27	103.7	7	49	21	0	L	L	21-31			
10/12	at Chiefs	S	22	13	95	59.1	4.3	7.3	1	2	21	4/13	46.6	4	31	12	0	L	L	8-19			
10/22	Packers	S	29	20	194	69.0	6.7	9.7	1	0	33	1/0	98.9	1	21	21	0	W	W	19-17			
10/29	Chiefs	S	19	12	114	63.2	6.0	9.5	3	0	39	6/27	119.3	8	30	8	0	W	W	24-9			
11/13	at Bills	S	29	24	193	82.8	6.7	8.0	2	0	30	4/15	117.4	9	30	10	0	W	W	24-22			
11/19	Vikings	S	35	27	259	77.1	7.4	9.6	1	0	33	2/10	106.7	2	1	2	0	W	W	21-20			
11/26	Browns	S	22	13	134	59.1	6.1	10.3	1	0	31	1/9	91.9	11	34	19	1	W	W	29-12			
12/03	at Texans	S	26	15	186	57.7	7.2	12.4	1	3	45t	3/22	53.2	10	44	11	1	L	L	17-22			
12/10	at Chargers	S	33	21	224	63.6	6.8	10.7	2	1	46t	2/8	91.0	6	5	7	0	W	W	24-7			
12/16	at Lions	S	32	18	223	56.3	7.0	12.4	1	0	40	2/19	88.4	7	6	2	1	L	L	17-42			
12/24	Patriots	S	37	25	238	67.6	6.4	9.5	2	0	47	5/45	103.2	4	20	14	0	L	L	23-26			
12/31	Chargers																					W	16-9
01/07	at Raiders																					L	14-27
2023 TOTALS		15-15	447	297	3,070	66.4	6.9	10.3	26	8	60T	45/258	98.0	80	341	21	3	8-9					

2022 GAME-BY-GAME REGULAR-SEASON STATISTICS (BRONCOS)

DATE	OPPONENT	P/S	PASSING													RUSHING				W/L	SCORE	
			ATT	CMP	YDS	PCT	Y/A	Y/C	TD	INT	LG	SK/YD	RATE	ATT	YDS	LG	TD					
09/12	at Seahawks	S	42	29	340	69.0	8.1	11.7	1	0	67t	2/10	101.3	1	2	2	0	L	16-17			
09/18	Texans	S	31	14	219	45.2	7.1	15.6	1	1	35	3/18	66.5	2	3	4	0	W	16-9			
09/25	49ers	S	33	20	184	60.6	5.6	9.2	0	0	34	4/24	75.8	6	17	12	0	W	11-10			
10/02	at Raiders	S	25	17	237	68.4	9.5	13.9	2	0	55	3/23	124.9	4	29	13	1	L	23-32			
10/06	Colts	S	39	21	274	53.8	7.0	13.0	0	2	51	4/24	54.9	4	22	18	0	L	9-12+			
10/17	at Chargers	S	28	15	188	53.6	6.7	12.5	1	0	47	4/28	86.6	4	23	10	0	L	16-19+			
10/23	Jets		ON INACTIVE LIST																		L	9-16
10/30	at Jaguars	S	30	18	252	60.0	8.4	14.0	1	1	47	3/22	84.3	4	17	10	0	W	21-17			
11/13	at Titans	S	42	21	286	50.0	6.8	13.6	1	1	66t	6/38	70.1	7	8	9	0	L	10-17			
11/20	Raiders	S	31	24	247	77.4	8.0	10.3	0	0	32	3/21	99.8	1	8	8	0	L	16-22+			
11/27	at Panthers	S	35	19	142	54.3	4.1	7.5	1	0	22	3/17	73.7	2	8	6	0	L	10-23			
12/04	at Ravens	S	22	17	189	77.3	8.6	11.1	0	0	40	4/32	81.2	2	21	17	0	L	9-10			
12/11	Chiefs	S	36	23	247	63.9	6.9	10.7	3	1	66t	6/49	100.1	4	57	19	0	L	28-34			
12/18	Cardinals		INACTIVE																		W	24-15
12/25	at Rams	S	27	15	214	55.6	7.9	14.3	1	3	36	6/40	54.2	2	17	15	0	L	14-51			
01/01	at Chiefs	S	38	26	222	68.4	5.8	8.5	1	1	27	4/32	81.2	4	27	16t	2	L	24-27			
01/08	Chargers	S	24	13	283	54.2	11.8	21.8	3	1	57	2/17	118.6	8	18	6	0	W	31-28			
2022 TOTALS		15-15	483	292	3,524	60.5	7.3	12.1	16	11	67T	55/368	84.4	55	277	19	3	5-12				

+ - Overtime

2021 GAME-BY-GAME REGULAR-SEASON STATISTICS (SEAHAWKS)

DATE	OPPONENT	P/S	PASSING													RUSHING				W/L	SCORE	
			ATT	CMP	YDS	PCT	Y/A	Y/C	TD	INT	LG	SK/YD	RATE	ATT	YDS	LG	TD					
09/12	at Colts	S	23	18	254	78.3	11.0	14.1	4	0	69t	3/13	152.3	5	9	11	0	W	28-16			
09/19	Titans	S	31	22	343	71.0	11.1	15.6	2	0	68t	3/23	128.8	3	16	12	0	L	30-33+			
09/26	at Vikings	S	32	23	298	71.9	9.3	13.0	1	0	39	2/15	111.2	3	7	4	0	L	17-30			
10/03	at 49ers	S	23	16	149	69.6	6.5	9.3	2	0	28	3/20	116.0	4	26	16t	1	W	28-21			
10/07	Rams	S	16	11	152	68.8	9.5	13.8	1	1	29	2/21	93.8	2	10	7	0	L	17-26			
10/17	at Steelers		INJURED RESERVE																		L	20-23+
10/25	Saints		INJURED RESERVE																		L	10-13
10/31	Jaguars		INJURED RESERVE																		W	31-7
11/14	at Packers	S	40	20	161	50.0	4.0	8.1	0	2	28	3/28	39.7	5	32	12	0	L	0-17			
11/21	Cardinals	S	26	14	207	53.8	8.0	14.8	0	0	48	4/27	80.1	2	2	2	0	L	13-23			
11/29	at Football Team	S	31	20	247	64.5	8.0	12.4	2	0	55	2/14	110.6	2	16	12	0	L	15-17			
12/05	49ers	S	37	30	231	81.1	6.2	7.7	2	1	33	4/50	99.4	3	15	12	0	W	30-23			
12/12	at Texans	S	28	17	260	60.7	9.3	15.3	2	0	55t	0/0	115.2	2	8	8	0	W	33-13			
12/21	at Rams	S	31	17	156	54.8	5.0	9.2	0	1	34	3/22	55.3	0	0	0	0	L	10-20			
12/26	Bears	S	27	16	181	59.3	6.7	11.3	2	0	41t	2/20	104.1	2	13	10	0	L	24-25			
01/02	Lions	S	29	20	236	69.0	8.1	11.8	4	0	58	1/4	133.0	6	24	17	0	W	51-29			
01/09	at Cardinals	S	26	15	238	57.7	9.2	15.9	3	1	43t	1/9	110.7	4	5	4t	1	W	38-30			
2021 TOTALS		14-14	400	259	3,113	64.8	7.8	12.0	25	6	69T	33/266	103.1	43	183	17	2	7-10				

+ - Overtime

2020 GAME-BY-GAME REGULAR-SEASON STATISTICS (SEAHAWKS)

DATE	OPPONENT	P/S	PASSING													RUSHING				W/L	SCORE
			ATT	CMP	YDS	PCT	Y/A	Y/C	TD	INT	LG	SK/YD	RATE	ATT	YDS	LG	TD				
09/13	at Falcons	S	35	31	322	88.6	9.2	10.4	4	0	38t	3/23	143.1	3	29	28	0	W	38-25		
09/20	Patriots	S	28	21	288	75.0	10.3	13.7	5	1	54t	2/13	132.1	5	39	21	0	W	35-30		
09/27	Cowboys	S	40	27	315	67.5	7.9	11.7	5	0	62	4/20	130.7	6	22	13	0	W	38-31		
10/04	at Dolphins	S	34	24	360	70.6	10.6	15.0	2	1	57	2/17	112.4	4	5	8	0	W	31-23		
10/11	Vikings	S	32	20	217	62.5	6.8	10.9	3	1	39	4/27	100.7	5	58	19	0	W	27-26		
10/25	at Cardinals	S	50	33	388	66.0	7.8	11.8	3	3	47t	2/16	84.4	6	84	34	0	L	34-37+		
11/01	49ers	S	37	27	261	73.0	7.1	9.7	4	0	46t	2/12	128.3	6	23	21	0	W	37-27		
11/08	at Bills	S	41	28	390	68.3	9.5	13.9	2	2	55t	5/28	94.6	2	5	4	1	L	34-44		
11/15	at Rams	S	37	22	248	59.5	6.7	11.3	0	2	39	6/28	57.0	8	60	15	0	L	16-23		
11/19	Cardinals	S	28	23	197	82.1	7.0	8.6	2	0	25t	3/15	119.8	10	42	10	0	W	28-21		
11/30	at Eagles	S	31	22	230	71.0	7.4	10.5	1	0	52	2/5	102.9	6	12	10	0	W	23-17		
12/06	Giants	S	43	27	263	62.8	6.1	9.7	1	1	28	5/47	78.0	7	45	19	0	L	12-17		
12/13	Jets	S	27	21	206	77.8	7.6	9.8	4	1	20	0/0	122.6	1	-1	-1	0	W	40-3		
12/20	at Football Team	S	27	18	121	66.7	4.5	6.7	1	1	15	0/0	73.2	6	52	38	0	W	20-15		
12/27	Rams	S	32	20	225	62.5	7.0	11.3	1	0	45	5/28	93.9	3	9	6	1	W	20-9		
01/03	at 49ers	S	36	20	181	55.6	5.0	9.1	2	0	29	2/22	87.8	5	29	16	0	W	26-23		
2020 TOTALS		16-16	558	384	4,212	68.8	7.5	11.0	40	13	62	47/301	105.1	83	513	38	2	12-4			

+ - Overtime

2019 GAME-BY-GAME REGULAR-SEASON STATISTICS (SEAHAWKS)

DATE	OPPONENT	P/S	PASSING											RUSHING				W/L	SCORE
			ATT	CMP	YDS	PCT	Y/A	Y/C	TD	INT	LG	SK/YD	RATE	ATT	YDS	LG	TD		
09/08	Bengals	S	20	14	195	70.0	9.8	13.9	2	0	44t	4/35	134.4	4	8	5	0	W	21-20
09/15	at Steelers	S	35	29	300	82.9	8.6	10.3	3	0	30	4/26	131.0	6	22	15	0	W	28-26
09/22	Saints	S	50	32	406	64.0	8.1	12.7	2	0	54	0/10	102.6	7	51	18	2	L	27-33
09/29	at Cardinals	S	28	22	240	78.6	8.6	10.9	1	0	32	4/15	114.3	2	7	5	0	W	27-10
10/03	Rams	S	23	17	268	73.9	11.7	15.8	4	0	40t	1/6	151.8	8	32	12	0	W	30-29
10/13	at Browns	S	33	23	295	69.7	8.9	12.8	2	0	30	3/11	117.6	9	31	16t	1	W	32-28
10/20	Ravens	S	41	20	241	48.8	5.9	12.1	1	1	48	1/0	65.2	3	27	11	0	L	16-30
10/27	at Falcons	S	20	14	182	70.0	9.1	13.0	2	0	23	2/11	131.7	4	4	5	0	W	27-20
11/03	Buccaneers	S	43	29	378	67.4	8.8	13.0	5	0	53t	3/31	133.7	1	21	21	0	W	40-34+
11/11	at 49ers	S	34	24	232	70.6	6.8	9.7	1	1	28	5/43	86.9	6	53	18	0	W	27-24+
11/24	at Eagles	S	25	13	200	52.0	8.0	15.4	1	1	38	6/26	75.4	3	15	16	0	W	17-9
12/02	Vikings	S	31	21	240	67.7	7.7	11.4	2	1	60t	2/14	98.9	4	13	7	0	W	37-30
12/08	at Rams	S	36	22	245	61.1	6.8	11.1	0	1	35	5/43	69.8	5	28	17	0	L	12-28
12/15	at Panthers	S	26	20	286	76.9	11.0	14.3	2	0	58	2/12	137.7	3	-1	1	0	W	30-24
12/22	Cardinals	S	31	16	169	51.6	5.5	10.6	1	0	23	5/36	78.6	2	2	6	0	L	13-27
12/29	49ers	S	40	25	233	62.5	5.8	9.3	2	0	24	1/10	95.1	8	29	5	0	L	21-26
2019 TOTALS		16-16	516	341	4,110	66.1	8.0	12.1	31	5	60T	48/319	106.3	75	342	21	3	11-5	

+ - Overtime

2018 GAME-BY-GAME REGULAR-SEASON STATISTICS (SEAHAWKS)

DATE	OPPONENT	P/S	PASSING											RUSHING				W/L	SCORE
			ATT	CMP	YDS	PCT	Y/A	Y/C	TD	INT	LG	SK/YD	RATE	ATT	YDS	LG	TD		
09/09	at Broncos	S	33	19	298	57.6	9.0	15.7	3	2	66	6/56	92.7	2	5	5	0	L	24-27
09/17	at Bears	S	36	22	226	61.1	6.3	10.3	2	1	34	6/24	86.1	3	17	9	0	L	17-24
09/23	Cowboys	S	26	16	192	61.5	7.4	12.0	2	0	52t	2/10	109.8	2	-1	0	0	W	24-13
09/30	at Cardinals	S	26	19	172	73.1	6.6	9.1	0	0	30	2/12	90.5	4	21	10	0	W	20-17
10/07	Rams	S	21	13	198	61.9	9.4	15.2	3	0	44	2/15	132.5	0	0	0	0	L	31-33
10/14	at Raiders	S	23	17	222	73.9	9.7	13.1	3	1	42	1/8	125.4	6	20	9	0	W	27-3
10/28	at Lions	S	17	14	248	82.4	14.6	17.7	3	0	45	2/11	158.3	2	15	11	0	W	28-14
11/04	Chargers	S	39	26	235	66.7	6.0	9.0	2	1	42	4/33	89.2	5	41	16	0	L	17-25
11/11	at Rams	S	26	17	176	65.4	6.8	10.4	3	0	29	4/35	123.2	9	92	21	0	L	31-36
11/15	Packers	S	31	21	225	67.7	7.3	10.7	2	0	34	3/20	110.3	5	17	12	0	W	27-24
11/25	at Panthers	S	31	22	339	71.0	10.9	15.4	2	0	54	2/17	128.3	3	4	7	0	W	30-27
12/02	49ers	S	17	11	185	64.7	10.9	16.8	4	0	52t	3/22	140.9	4	14	7	0	W	43-16
12/10	Vikings	S	20	10	72	50.0	3.6	7.2	0	1	14	2/12	37.9	7	61	40	0	W	21-7
12/16	at 49ers	S	31	23	237	74.2	7.6	10.3	2	0	35t	3/20	117.3	5	15	5	0	L	23-26+
12/23	Chiefs	S	29	18	271	62.1	9.3	15.1	3	0	45	3/17	127.2	8	57	26	0	W	38-31
12/30	Cardinals	S	21	12	152	57.1	7.2	12.7	1	1	37	6/43	75.9	2	-2	1	0	W	27-24
2018 TOTALS		16-16	427	280	3,448	65.6	8.1	12.3	35	7	66	51/355	110.9	67	376	40	0	10-6	

+ - Overtime

2017 GAME-BY-GAME REGULAR-SEASON STATISTICS (SEAHAWKS)

DATE	OPPONENT	P/S	PASSING											RUSHING				W/L	SCORE
			ATT	CMP	YDS	PCT	Y/A	Y/C	TD	INT	LG	SK/YD	RATE	ATT	YDS	LG	TD		
09/10	at Packers	S	27	14	158	51.9	5.9	11.3	0	0	34	3/23	69.7	2	40	29	0	L	9-17
09/17	49ers	S	35	23	198	59.0	5.1	8.6	1	0	22	3/17	80.9	12	34	11	0	W	12-9
09/24	at Titans	S	49	29	379	59.2	7.6	12.9	4	0	46	1/9	110.3	7	26	11	0	L	27-33
10/01	Colts	S	26	21	295	80.8	11.3	14.0	2	2	41	3/12	107.5	4	38	23t	1	W	46-18
10/08	at Rams	S	37	24	198	64.9	5.4	8.3	1	1	21	3/19	76.2	5	16	9	0	W	16-10
10/22	at Giants	S	39	27	334	69.2	8.6	12.4	3	0	38t	1/13	121.1	2	10	7	0	W	24-7
10/29	Texans	S	41	26	452	63.4	11.0	17.4	4	1	66	2/6	123.2	4	30	21	0	W	41-38
11/05	Redskins	S	45	24	297	53.3	6.6	12.4	2	2	30t	2/8	70.3	10	77	13	0	L	14-17
11/09	at Cardinals	S	32	22	238	68.8	7.4	10.8	2	0	54	5/26	111.2	5	19	10	0	W	22-16
11/20	Falcons	S	42	26	258	61.9	6.1	9.9	2	1	29t	3/30	85.2	7	86	17	1	L	31-34
11/26	at 49ers	S	34	20	228	58.8	6.7	11.4	2	1	26	0/0	86.4	7	25	11	1	W	24-13
12/03	Eagles	S	31	20	227	64.5	7.3	11.4	3	0	47	2/18	118.6	6	31	10	0	W	24-10
12/10	at Jaguars	S	31	17	171	54.8	8.7	15.9	3	3	74	2/11	76.9	5	50	19	0	L	24-30
12/17	Rams	S	30	14	142	46.7	4.7	10.1	1	0	26t	7/71	71.8	5	39	15	0	L	7-42
12/24	at Cowboys	S	21	14	93	66.7	4.4	6.6	2	0	20	3/33	107.8	9	29	14	0	W	21-12
12/31	Cardinals	S	29	18	221	62.1	7.6	12.3	2	0	29t	3/26	108.5	5	36	31	0	L	24-26
2017 TOTALS		16-16	553	339	3,983	61.3	7.2	11.7	34	11	74T	43/322	95.4	95	586	31	3	9-7	

2016 GAME-BY-GAME REGULAR-SEASON STATISTICS (SEAHAWKS)

DATE	OPPONENT	P/S	PASSING											RUSHING				W/L/T	SCORE
			ATT	CMP	YDS	PCT	Y/A	Y/C	TD	INT	LG	SK/YD	RATE	ATT	YDS	LG	TD		
09/11	Dolphins	S	43	27	258	62.8	6.0	9.6	1	1	24	3/18	77.5	4	16	9	0	W	12-10
09/18	at Rams	S	35	22	254	62.9	7.3	11.5	0	0	53	2/15	84.7	5	14	8	0	L	3-9
09/25	49ers	S	23	15	243	65.2	10.6	16.2	1	0	59	2/17	114.9	1	3	3	0	W	37-18
10/02	at Jets	S	32	23	309	71.9	9.7	13.4	3	0	42t	2/21	133.5	5	-5	2	0	W	27-17
10/16	Falcons	S	37	25	270	67.6	7.3	10.8	0	0	25	1/9	88.8	6	7	6	0	W	26-24
10/23	at Cardinals	S	37	24	225	64.9	6.1	9.4	0	0	31	1/20	81.5	1	-2	-2	0	T	6-6+
10/30	at Saints	S	34	22	253	64.7	7.4	11.5	0	1	27	1/11	74.8	3	11	5	0	L	20-25
11/07	Bills	S	26	20	282	76.9	10.8	14.1	2	0	50	4/37	137.0	3	10	8	1	W	31-25
11/13	at Patriots	S	37	25	348	67.6	9.4	13.9	3	0	39	3/24	124.6	3	6	6	0	W	31-24
11/20	Eagles	S	31	18	272	58.1	8.8	15.1	1	0	44	1/0	97.8	8	19	7	0	W	26-15
11/27	at Buccaneers	S	33	17	151	51.5	4.6	8.9	0	2	21	6/33	38.8	8	80	17	0	L	5-14
12/04	Panthers	S	36	26	277	72.2	7.7	10.7	1	1	40	3/21	92.0	3	29	18	0	W	40-7
12/11	at Packers	S	39	22	240	56.4	6.2	10.9	1	5	31	3/22	43.7	4	19	8	0	L	10-38
12/15	Rams	S	26	19	229	73.1	8.8	12.1	3	1	57t	2/2	122.1	6	12	9	0	W	24-3
12/24	Cardinals	S	45	29	350	64.4	7.8	12.1	4	0	42t	6/37	117.8	10	36	15	0	L	31-34
10/01	at 49ers	S	32	19	258	59.4	8.1	13.6	1	0	42	1/6	95.6	2	4	4	0	W	25-23
2016 TOTALS		16-16	546	353	4,219	64.7	7.7	12.0	21	11	59	41/293	92.6	72	259	18	1	10-5-1	

+ - Overtime

2015 GAME-BY-GAME REGULAR-SEASON STATISTICS (SEAHAWKS)

DATE	OPPONENT	P/S	PASSING													RUSHING				W/L	SCORE
			ATT	CMP	YDS	PCT	Y/A	Y/C	TD	INT	LG	SK/YD	RATE	ATT	YDS	LG	TD				
09/13	at Rams	S	41	32	251	78.0	6.1	7.8	1	1	23	6/32	90.1	8	31	10	0	L	31-34+		
09/20	at Packers	S	30	19	206	63.3	6.9	10.8	2	1	32	2/1	91.8	10	78	17	0	L	17-20		
09/27	Bears	S	30	20	235	66.7	7.8	11.8	1	0	30t	4/23	101.4	6	28	13	0	W	26-0		
10/05	Lions	S	26	20	287	76.9	11.0	14.4	1	0	50	6/52	125.0	10	40	15	0	W	13-10		
10/11	at Bengals	S	23	15	213	65.2	9.3	14.2	1	1	46	4/12	91.4	3	21	9	0	L	24-27+		
10/18	Panthers	S	30	18	241	60.0	8.0	13.4	1	0	45	4/22	96.7	8	53	24	0	L	23-27		
10/22	at 49ers	S	24	18	235	75.0	9.8	13.1	1	2	43t	5/23	84.5	7	20	9	0	W	20-3		
11/01	at Cowboys	S	30	19	210	63.3	7.0	11.1	1	1	22t	0/0	81.2	6	32	10	0	W	13-12		
11/15	Cardinals	S	32	14	240	43.8	7.5	17.1	1	1	40	2/12	67.2	6	52	20	0	L	32-39		
11/22	49ers	S	29	24	260	82.8	9.0	10.8	3	0	31t	2/7	138.5	9	30	8	0	W	29-13		
11/29	Steelers	S	30	21	345	70.0	11.5	16.4	5	0	80t	2/9	147.9	4	14	10	0	W	39-30		
12/06	at Vikings	S	27	21	274	77.8	10.1	13.0	3	0	53t	1/8	146.0	9	51	14	1	W	38-7		
12/13	at Ravens	S	32	23	292	71.9	9.1	12.7	5	0	49t	0/0	139.6	1	6	6	0	W	35-6		
12/20	Browns	S	30	21	249	70.0	8.3	11.9	3	0	39	2/8	128.3	5	46	16	0	W	30-13		
12/27	Rams	S	41	25	289	61.0	7.0	11.6	2	1	28	4/36	88.4	6	38	20	0	L	17-23		
01/03	at Cardinals	S	28	19	197	67.9	7.0	10.4	3	0	36	1/16	123.7	5	13	9	0	W	36-6		
2015 TOTALS		16-16	483	329	4,024	68.1	8.3	12.2	34	8	80T	45/265	110.1	103	553	24	1	10-6			

+ - Overtime

2014 GAME-BY-GAME REGULAR-SEASON STATISTICS (SEAHAWKS)

DATE	OPPONENT	P/S	PASSING													RUSHING				W/L	SCORE
			ATT	CMP	YDS	PCT	Y/A	Y/C	TD	INT	LG	SK/YD	RATE	ATT	YDS	LG	TD				
09/04	Packers	S	28	19	191	67.9	6.8	10.1	2	0	33t	1/0	110.9	7	29	13	0	W	36-16		
09/14	at Chargers	S	25	17	202	68.0	8.1	11.9	2	0	32	2/22	119.2	2	18	13	0	L	21-30		
09/21	Broncos	S	34	24	258	70.6	7.6	10.8	2	1	39t	3/20	99.9	9	40	9	0	W	26-20+		
10/06	at Redskins	S	24	18	201	75.0	8.4	11.2	2	0	36	3/23	127.3	11	22	29	1	W	27-17		
10/12	Cowboys	S	28	14	126	50.0	4.5	9.0	0	1	53	2/0	47.6	2	12	9t	1	L	23-30		
10/19	at Rams	S	36	23	313	63.9	8.7	13.6	2	0	49	3/21	110.1	7	106	52	1	L	26-28		
10/26	at Panthers	S	32	20	199	62.5	6.2	10.0	1	1	23t	1/8	77.5	6	35	15	0	W	13-9		
11/02	Raiders	S	35	17	179	48.6	5.1	10.5	0	0	39	1/2	60.9	8	31	19	0	W	30-24		
11/09	Giants	S	17	10	172	58.8	10.1	17.2	0	2	60	2/12	93.7	14	107	26	1	W	38-17		
11/16	at Chiefs	S	32	20	178	62.5	5.6	8.9	2	0	27	2/10	58.2	8	71	14	0	L	20-24		
11/23	Cardinals	S	22	17	211	77.3	9.6	12.4	1	0	48	7/42	121.6	10	73	40	0	W	19-3		
11/27	at 49ers	S	22	15	236	68.2	10.7	15.7	1	0	63	4/14	118.8	7	35	12	0	W	19-3		
12/07	at Eagles	S	37	22	263	59.5	7.1	12.0	2	0	25	2/11	99.3	10	48	26t	1	W	24-14		
12/14	49ers	S	24	12	168	50.0	7.0	14.0	1	1	47	5/30	69.4	5	27	19	0	W	17-7		
12/21	at Cardinals	S	31	20	339	64.5	10.9	17.0	2	0	80t	1/10	122.9	6	88	55	1	W	35-6		
12/28	Rams	S	25	17	239	68.0	9.6	14.1	0	1	38	3/17	119.9	6	7	6	0	W	20-6		
2014 TOTALS		16-16	452	285	3,475	63.1	7.7	12.2	20	7	80T	42/242	95.0	118	849	55	6	12-4			

+ - Overtime

2013 GAME-BY-GAME REGULAR-SEASON STATISTICS (SEAHAWKS)

DATE	OPPONENT	P/S	PASSING													RUSHING				W/L	SCORE
			ATT	CMP	YDS	PCT	Y/A	Y/C	TD	INT	LG	SK/YD	RATE	ATT	YDS	LG	TD				
09/08	at Panthers	S	33	25	320	75.8	9.7	12.8	1	0	43t	2/20	115.7	5	7	7	0	W	12-7		
09/15	49ers	S	19	8	142	42.1	7.5	17.8	1	1	51	4/24	63.9	10	33	11	0	W	29-3		
09/22	Jaguars	S	21	14	202	66.7	9.6	14.4	4	1	30	2/8	117.5	2	14	10	0	W	45-17		
09/29	at Texans	S	23	12	123	52.2	5.3	10.3	0	1	24	5/32	49.7	10	77	25	0	W	23-20+		
10/06	at Colts	S	31	15	210	48.4	6.8	14.0	2	1	28t	2/5	78.7	13	102	22	0	L	28-34		
10/13	Titans	S	31	23	257	74.2	8.3	11.2	0	0	55	2/4	98.5	10	61	23	0	W	20-13		
10/17	at Cardinals	S	29	18	235	62.1	8.1	13.1	3	0	32	3/26	122.1	8	29	11	0	W	34-22		
10/28	at Rams	S	18	10	139	55.6	7.7	13.9	2	0	80t	7/48	117.6	3	16	17	0	W	14-9		
11/03	Buccaneers	S	26	19	217	73.1	8.3	11.4	2	2	28	0/0	91.3	6	36	16	1	W	27-24+		
11/10	at Falcons	S	26	19	287	73.1	11.0	15.1	2	0	46	1/8	134.6	3	20	10	0	W	33-10		
11/17	Vikings	S	18	13	230	72.2	12.8	17.7	2	0	44	1/6	151.4	2	14	12	0	W	41-20		
12/02	Saints	S	30	22	310	73.3	10.3	14.1	3	0	60	1/8	139.6	8	47	15	0	W	34-7		
12/08	at 49ers	S	25	15	199	60.0	8.0	13.3	1	1	39t	2/21	81.9	1	2	2	0	L	17-19		
12/15	at Giants	S	27	18	206	66.7	7.6	11.4	1	1	30	4/29	86.3	8	50	16	0	W	23-0		
12/22	Cardinals	S	27	11	108	40.7	4.0	9.8	1	1	28	4/19	49.6	2	32	27	0	L	10-17		
12/29	Rams	S	23	15	172	65.2	7.5	11.5	1	0	47t	4/14	102.1	5	-1	8	0	W	27-9		
2013 TOTALS		16-16	407	257	3,357	63.1	8.2	13.1	26	9	80T	44/272	101.2	96	539	27	1	13-3			

+ - Overtime

2012 GAME-BY-GAME REGULAR-SEASON STATISTICS (SEAHAWKS)

DATE	OPPONENT	P/S	PASSING													RUSHING				W/L	SCORE
			ATT	CMP	YDS	PCT	Y/A	Y/C	TD	INT	LG	SK/YD	RATE	ATT	YDS	LG	TD				
09/09	at Cardinals	S	34	18	153	52.9	4.5	8.5	1	1	27	3/14	62.5	8	20	5	0	L	16-20		
09/16	Cowboys	S	20	15	151	75.0	7.6	10.1	1	0	22t	2/18	112.7	4	28	14	0	W	27-7		
09/24	Packers	S	21	10	130	47.6	6.2	13.0	2	0	41t	1/19	99.3	3	18	12	0	W	14-12		
09/30	at Rams	S	25	17	160	68.0	6.4	9.4	0	3	17	2/20	45.8	7	14	8	0	L	13-19		
10/07	at Panthers	S	25	19	221	76.0	8.8	11.6	1	2	30	2/9	82.3	5	12	9	0	W	16-12		
10/14	Patriots	S	27	16	293	59.3	10.9	18.3	3	0	51	2/10	133.7	5	17	9	0	W	24-23		
10/18	at 49ers	S	23	9	122	39.1	5.3	13.6	0	1	36	2/7	38.7	3	10	9	0	L	6-13		
10/28	at Lions	S	35	25	236	71.4	6.7	9.4	2	1	19	0/0	96.8	1	9	9	0	L	24-28		
11/04	Vikings	S	24	16	173	66.7	7.2	10.8	3	0	23	1/8	127.3	9	27	13	0	W	30-20		
11/11	Jets	S	19	12	188	63.2	9.9	15.7	2	0	38t	4/22	131.0	7	34	18	0	W	28-7		
11/25	at Dolphins	S	27	21	224	77.8	8.3	10.7	2	0	32	2/8	125.9	5	38	20	0	L	21-24		
12/02	at Bears	S	37	23	293	62.2	7.9	12.7	2	0	49	2/10	104.9	9	71	13	0	W	23-17+		
12/09	Cardinals	S	13	7	148	53.8	11.4	21.1	1	1	67	1/7	88.0	3	12	6	0	W	58-0		
12/16	at Bills	S	23	14	205	60.9	8.9	14.6	1	0	44	2/9	104.4	9	92	25t	3	W	50-17		
12/23	49ers	S	21	15	171	71.4	8.1	11.4	4	1	43	1/1	115.3	6	29	9	0	W	42-13		
12/30	Rams	S	19	15	250	78.9	13.2	16.7	1	0	49	6/41	136.3	10	58	15	1	W	20-13		
2012 TOTALS		16-16	393	252	3,118	64.1	7.9	12.4	26	10	67	33/203	100.0	94	489	25T	4	11-5			

+ - Overtime

2020 GAME-BY-GAME POSTSEASON STATISTICS (SEAHAWKS)

DATE	OPPONENT	P/S	PASSING										RUSHING				W/L	SCORE	
			ATT	CMP	YDS	PCT	Y/A	Y/C	TD	INT	LG	SK/YD	RATE	ATT	YDS	LG			TD
01/09	Rams	S	27	11	174	40.7	6.4	15.8	2	1	51t	5/32	72.1	4	50	23	0	L	20-30
2020 TOTALS		1-1	27	11	174	40.7	6.4	15.8	2	1	51T	5/32	72.1	4	50	23	0	0-1	

2019 GAME-BY-GAME POSTSEASON STATISTICS (SEAHAWKS)

DATE	OPPONENT	P/S	PASSING										RUSHING				W/L	SCORE	
			ATT	CMP	YDS	PCT	Y/A	Y/C	TD	INT	LG	SK/YD	RATE	ATT	YDS	LG			TD
01/05	at Eagles	S	30	18	325	60.0	10.8	18.1	1	0	53t	1/7	108.3	9	45	22	0	W	17-9
01/12	at Packers	S	31	21	277	67.7	8.9	13.2	1	0	31	5/12	106.5	7	64	22	0	L	23-28
2019 TOTALS		2-2	61	39	602	63.9	9.9	15.4	2	0	53T	6/19	107.4	16	109	22	0	1-1	

2018 GAME-BY-GAME POSTSEASON STATISTICS (SEAHAWKS)

DATE	OPPONENT	P/S	PASSING										RUSHING				W/L	SCORE	
			ATT	CMP	YDS	PCT	Y/A	Y/C	TD	INT	LG	SK/YD	RATE	ATT	YDS	LG			TD
01/05	at Cowboys	S	27	18	233	66.7	8.6	12.9	1	0	53	1/7	105.9	3	14	7	1	L	22-24
2018 TOTALS		1-1	27	18	233	66.7	8.6	12.9	1	0	53	1/7	105.9	3	14	7	1	0-1	

2016 GAME-BY-GAME POSTSEASON STATISTICS (SEAHAWKS)

DATE	OPPONENT	P/S	PASSING										RUSHING				W/L	SCORE	
			ATT	CMP	YDS	PCT	Y/A	Y/C	TD	INT	LG	SK/YD	RATE	ATT	YDS	LG			TD
01/07	Lions	S	30	23	224	76.7	7.5	9.7	2	0	42	3/14	119.3	3	-3	-1	0	W	26-6
01/14	at Falcons	S	30	17	225	56.7	7.5	13.2	2	2	40	3/17	75.0	6	49	14	0	L	20-36
2016 TOTALS		2-2	60	40	449	66.7	7.5	11.2	4	2	42	6/31	97.2	9	46	14	0	1-1	

2015 GAME-BY-GAME POSTSEASON STATISTICS (SEAHAWKS)

DATE	OPPONENT	P/S	PASSING										RUSHING				W/L	SCORE	
			ATT	CMP	YDS	PCT	Y/A	Y/C	TD	INT	LG	SK/YD	RATE	ATT	YDS	LG			TD
01/10	at Vikings	S	26	13	142	50.0	5.5	10.9	1	1	35	2/13	63.3	5	21	11	0	W	10-9
01/17	at Panthers	S	48	31	366	64.6	7.6	11.8	3	2	33t	5/41	91.1	3	32	14	0	L	24-31
2015 TOTALS		2-2	74	44	508	59.5	6.9	11.5	4	3	35	7/54	81.4	8	53	14	0	1-1	

2014 GAME-BY-GAME POSTSEASON STATISTICS (SEAHAWKS)

DATE	OPPONENT	P/S	PASSING										RUSHING				W/L	SCORE	
			ATT	CMP	YDS	PCT	Y/A	Y/C	TD	INT	LG	SK/YD	RATE	ATT	YDS	LG			TD
01/10	Panthers	S	22	15	268	68.2	12.2	17.9	3	0	63t	2/20	149.2	7	22	14	0	W	31-17
01/18	Packers	S	29	14	209	48.3	7.2	14.9	1	4	35t	5/25	44.3	7	25	15	1	W	28-22+
02/01	Patriots	S	21	12	247	57.1	11.8	20.6	2	1	45	3/13	110.6	3	39	17	0	L	24-28
2014 TOTALS		3-3	72	41	724	56.9	10.1	17.7	6	5	63T	10/58	90.3	17	86	17	1	2-1	

+ - Overtime

2013 GAME-BY-GAME POSTSEASON STATISTICS (SEAHAWKS)

DATE	OPPONENT	P/S	PASSING										RUSHING				W/L	SCORE	
			ATT	CMP	YDS	PCT	Y/A	Y/C	TD	INT	LG	SK/YD	RATE	ATT	YDS	LG			TD
01/11	Saints	S	18	9	103	50.0	5.7	11.4	0	0	25	3/0	67.6	3	16	8	0	W	23-15
01/19	49ers	S	25	16	215	64.0	8.6	13.4	1	0	51	4/22	104.6	5	0	3	0	W	23-17
02/02	at Broncos	S	25	18	206	72.0	8.2	11.4	2	0	37	0/0	123.1	3	26	16	0	W	43-8
2013 TOTALS		3-3	68	43	524	63.2	7.7	12.2	3	0	51	7/22	101.6	11	42	16	0	3-0	

2012 GAME-BY-GAME POSTSEASON STATISTICS (SEAHAWKS)

DATE	OPPONENT	P/S	PASSING										RUSHING				W/L	SCORE	
			ATT	CMP	YDS	PCT	Y/A	Y/C	TD	INT	LG	SK/YD	RATE	ATT	YDS	LG			TD
01/06	at Redskins	S	26	15	187	57.7	7.2	12.5	1	0	33	5/31	92.9	8	67	28	0	W	24-14
01/13	at Falcons	S	36	24	385	66.7	10.7	16.0	2	1	34	2/17	109.1	7	60	17	1	L	28-30
2012 TOTALS		2-2	62	39	572	62.9	9.2	14.7	3	1	34	7/48	102.4	15	127	28	1	1-1	

WON 2, LOST 0		MIKE TOMLIN (2 GAMES)			
09/08	W	18-10	at Atlanta		72,291
09/15	W	13-6	at Denver		74,215

2024 TEAM STATISTICS					
	PIT	OPP			
FIRST DOWNS	32	28			
Rushing	13	11			
Passing	13	16			
Penalty	6	1			
Third Down-Made/Att	12/30	4/21			
Third Down Efficiency	40.0%	19.0%			
Fourth Down-Made/Att	0/1	2/3			
Fourth Down Efficiency	0.0%	66.7%			
TOTAL NET YARDS	521	521			
Avg. Per Game	260.5	260.5			
Total Plays	124	106			
Avg. Per Play	4.2	4.9			
NET YARDS RUSHING	278	153			
Avg. Per Game	139.0	76.5			
Total Rushes	77	41			
Avg. Per Rush	3.6	3.7			
NET YARDS PASSING	243	368			
Avg. Per Game	121.5	184.0			
Sacked/Yards Lost	4/30	4/33			
Gross Yards	273	401			
Attempts/Completions	43/30	61/36			
Pct. of Completion	69.8%	59.0%			
Had Intercepted	0	4			
PUNTS/AVERAGE	11/51.8	10/52.5			
Net Punting Average	42.0	45.1			
PUNT RETURN/AVG.	9/8.2	5/9.6			
KICKOFF RETURN/AVG.	1/13.0	2/28.0			
INTERCEPTION RETURN/AVG.	4/13.5	0/0.0			
PENALTIES/YARDS	19/138	14/158			
FUMBLES/BALL LOST	2/0	1/1			
TOUCHDOWNS	1	1			
Rushing	0	0			
Passing	1	1			
Returns	0	0			
EXTRA POINTS/ATTEMPTS	1/1	1/1			
TWO POINT CONVERSION/ATT.	0/0	0/0			
FIELD GOALS/ATTEMPTS	8/8	3/3			
AVG. TIME OF POSSESSION	33:58	26:02			

* SCORE BY PERIODS							
	Q1	Q2	Q3	Q4	OT	PTS	
TEAM	10	9	9	3	0	31	
OPPONENTS	3	7	0	6	0	16	

* SCORING										
	TD	RU	PA	RT	K-PAT	FG	2PT	S	PTS	
C. Boswell	0	0	0	0	1/1	8/8	0	0	25	
D. Washington	1	0	1	0	0/0	0/0	0	0	6	
TEAM	1	0	1	0	1/1	8/8	0	0	31	
OPPONENTS	1	0	1	0	1/1	3/3	0	0	16	

SACKS: T. Watt 2.0, M. Adams Sr. 1.0, A. Highsmith 1.0, TM 4.0, OPP 4.0 FUM/LOST: J. Fields 2/0, TM 2/0, OPP 1/1

* PASSING													
	ATT	CMP	YDS	CMP%	YDS/ATT	TD	TD%	INT	INT%	LONG	SACK	LOST	RATING
TEAM	43	30	273	69.8	6.3	1	2.3	0	0.0	40	4	30	94.4
OPPONENTS	61	36	401	59.0	6.6	1	1.6	4	6.6	49	4	33	56.8

* RUSHING						
	NO.	YDS	AVG	LONG	TD	
N. Harris	37	139	3.8	20	0	
J. Fields	22	84	3.8	16	0	
J. Warren	11	49	4.5	11	0	
C. Patterson	6	16	2.7	5	0	
G. Pickens	1	-10	-10.0	-10	0	
TEAM	77	278	3.6	20	0	
OPPONENTS	41	153	3.7	16	0	

* RECEIVING						
	TAR	NO.	YDS	AVG	LONG	TD
G. Pickens	11	8	114	14.3	40	0
P. Freiermuth	8	8	66	8.3	14	0
V. Jefferson	5	3	15	5.0	12	0
J. Warren	4	4	32	8.0	12	0
N. Harris	4	2	14	7.0	9	0
C. Austin III	4	2	13	6.5	7	0
D. Washington	2	2	10	5.0	5t	1
M. Pruitt	2	1	9	9.0	9	0
TEAM	40	30	273	9.1	40	1
OPPONENTS	56	36	401	11.1	49	1

* INTERCEPTIONS					
	NO.	YDS	AVG	LONG	TD
D. Jackson	1	49	49.0	49	0
D. Kazez	1	5	5.0	5	0
D. Elliott	1	0	0.0	0	0
C. Trice Jr.	1	0	0.0	0	0
TEAM	4	54	13.5	49	0

* FUMBLES					
	FUM	LST	FF	REC	TD
J. Fields	2	0	0	1	0
J. Warren	0	0	0	1	0
TEAM	2	0	0	2	0
OPPONENTS	1	1	0	0	0

* PUNTING										
	NO.	YDS	AVG	NET	TB	IN	LG	B		
C. Waltman	8	424	53.0	43.0	3	2	58	0		
C. Johnson	2	103	51.5	37.5	0	1	58	0		
C. Boswell	1	43	43.0	43.0	0	0	43	0		
TEAM	11	570	51.8	42.0	3	3	58	0		
OPPONENTS	10	525	52.5	45.1	0	3	59	0		

* PUNT RETURNS						
	RET	FC	YDS	AVG	LONG	TD
C. Austin III	9	0	74	8.2	16	0
TEAM	9	0	74	8.2	16	0
OPPONENTS	5	2	48	9.6	28	0

* KICKOFF RETURNS					
	NO.	YDS	AVG	LONG	TD
J. Warren	1	13	13.0	13	0
TEAM	1	13	13.0	13	0
OPPONENTS	2	56	28.0	29	0

* FIELD GOALS										
	1-19	20-29	30-39	40-49	50+					
C. Boswell	0/0	2/2	0/0	2/2	4/4					
TEAM	0/0	2/2	0/0	2/2	4/4					
OPPONENTS	0/0	2/2	1/1	0/0	0/0					

C. Boswell: (57G, 51G, 44G, 56G, 40G, 25G) (22G, 53G)
 OPP: (24G) (35G, 29G)

2-PT Conv: TM 0-0, OPP 0-0

POS.	PLAYER	TKL.	AST.	TOTAL	TFL	SACKS/YDS.	PR	FR	FF	INT./YDS.	PD
S	Minkah Fitzpatrick	11	3	14	0	0.0/0.0	0	0	0	0/0	0
S	DeShon Elliott	5	8	13	1	0.0/0.0	0	0	0	1/0	2
LB	Alex Highsmith	5	4	9	2	1.0/7.0	1	0	0	0/0	1
S	Damontae Kazee	6	1	7	0	0.0/0.0	0	0	0	1/5	1
DT	Cameron Heyward	4	3	7	0	0.0/0.0	3	0	0	0/0	0
LB	T.J. Watt	4	3	7	4	2.0/17.0	5	1	0	0/0	1
ILB	Patrick Queen	5	1	6	0	0.0/0.0	0	0	0	0/0	1
DT	Montravius Adams Sr.	3	2	5	1	1.0/9.0	1	0	0	0/0	0
CB	Joey Porter Jr.	3	2	5	0	0.0/0.0	0	0	0	0/0	1
DT	Keanu Benton	2	3	5	0	0.0/0.0	2	0	0	0/0	0
CB	Donte Jackson	2	3	5	1	0.0/0.0	0	0	0	1/49	2
DT	Larry Ogunjobi	2	3	5	0	0.0/0.0	2	0	0	0/0	0
CB	Beanie Bishop Jr.	4	0	4	0	0.0/0.0	0	0	0	0/0	0
LB	Payton Wilson	3	0	3	0	0.0/0.0	0	0	0	0/0	0
DT	Isaiahh Loudermilk	2	0	2	0	0.0/0.0	0	0	0	0/0	1
LB	Elandon Roberts	2	0	2	0	0.0/0.0	0	0	0	0/0	0
DB	Cory Trice Jr.	2	0	2	0	0.0/0.0	0	0	0	1/0	1
LB	Nick Herbig	1	0	1	0	0.0/0.0	0	0	0	0/0	0
DE	DeMarvin Leal	0	1	1	0	0.0/0.0	0	0	0	0/0	0
STEELERS TOTALS		66	37	103	9	4.0/33.0	14	1	0	4/54	11
OPP. TOTALS		86	55	141	11	4.0/30.0	11	0	0	0/0	2

Ast-Assist, TFL-Tackle for a Loss, PR-Pressures, Int-Interception, FR-Fumble Recovery, FF-Forced Fumble, PD-Pass Defense

2024 STEELERS SPECIAL TEAMS				DEFENSIVE STATS BY RANK										
POS.	PLAYER	TKL.	AST.	COMB.	SACKS		INTERCEPTIONS		TACKLES FOR LOSS		PASSES DEFENSED		PRESSURES	
					PLAYER	NO.	PLAYER	NO.	PLAYER	NO.	PLAYER	NO.	PLAYER	NO.
LB	Matakevich, Tyler	2	0	2	T. Watt	2.0	D. Elliott	1	T. Watt	4	D. Elliott	2	T. Watt	5
CB	Bishop Jr., Beanie	1	0	1	M. Adams Sr.	1.0	D. Jackson	1	A. Highsmith	2	D. Jackson	2	C. Heyward	3
DE	Leal, DeMarvin	1	0	1	A. Highsmith	1.0	D. Kazee	1	M. Adams Sr.	1	A. Highsmith	1	K. Benton	2
WR	Miller, Scotty	1	0	1			C. Trice Jr.	1	D. Elliott	1	D. Kazee	1	L. Ogunjobi	2
TE	Pruitt, MyCole	1	0	1					D. Jackson	1	I. Loudermilk	1	M. Adams Sr.	1
WR	Skowronek, Ben	1	0	1							J. Porter Jr.	1	A. Highsmith	1
TOTALS				7	0	7					P. Queen	1		
											C. Trice Jr.	1		
											T. Watt	1		

PLAYER	TACKLES	SOLO	ASSISTS	FOR FUMBLES	FUMBLE REC	BLKD FG	BLKD PAT	BLKD PUNT
Tyler Matakevich	2	2	0	0	0	0	0	0
Beanie Bishop Jr.	1	1	0	0	0	0	0	0
DeMarvin Leal	1	1	0	0	0	0	0	0
Scotty Miller	1	1	0	0	0	0	0	0
MyCole Pruitt	1	1	0	0	0	0	0	0
Ben Skowronek	1	1	0	0	0	0	0	0
2024 TOTALS	7	7	0	0	0	0	0	0

OFFENSE													
DATE	OPPONENT	WR	LT	LG	C	RG	RT	TE	RB	QB	WR	WR	TE
9/8	at Atlanta	V. Jefferson	D. Moore Jr.	S. Anderson	Z. Frazier	J. Daniels	B. Jones	D. Washington	N. Harris	J. Fields	G. Pickens	--	M. Pruitt
9/15	at Denver	--	--	--	Z. Frazier	--	--	--	N. Harris	J. Fields	--	V. Jefferson/ G. Pickens	C. Heyward/ M. Pruitt
9/22		--	--	--	--	--	--	--	--	--	--	--	--
9/29		--	--	--	--	--	--	--	--	--	--	--	--
10/6		--	--	--	--	--	--	--	--	--	--	--	--
10/13		--	--	--	--	--	--	--	--	--	--	--	--
10/20		--	--	--	--	--	--	--	--	--	--	--	--
10/28		--	--	--	--	--	--	--	--	--	--	--	--
11/10		--	--	--	--	--	--	--	--	--	--	--	--
11/17		--	--	--	--	--	--	--	--	--	--	--	--
11/21		--	--	--	--	--	--	--	--	--	--	--	--
12/1		--	--	--	--	--	--	--	--	--	--	--	--
12/8		--	--	--	--	--	--	--	--	--	--	--	--
12/15		--	--	--	--	--	--	--	--	--	--	--	--
12/21		--	--	--	--	--	--	--	--	--	--	--	--
12/25		--	--	--	--	--	--	--	--	--	--	--	--
1/5		--	--	--	--	--	--	--	--	--	--	--	--

DEFENSE												
DATE	OPPONENT	DE	DT	NT	LOLB	LILB	RILB	ROLB	LCB	FS	SS	RCB
9/8	at Atlanta	L. Ogunjobi	C. Heyward	K. Benton	T. Watt	P. Queen	E. Roberts	A. Highsmith	D. Jackson	M. Fitzpatrick	D. Elliott	J. Porter Jr.
9/15	at Denver	--	C. Heyward/ L. Ogunjobi/ K. Benton	--	--	--	--	--	--	--	--	--
9/22		--	--	--	--	--	--	--	--	--	--	--
9/29		--	--	--	--	--	--	--	--	--	--	--
10/6		--	--	--	--	--	--	--	--	--	--	--
10/13		--	--	--	--	--	--	--	--	--	--	--
10/20		--	--	--	--	--	--	--	--	--	--	--
10/28		--	--	--	--	--	--	--	--	--	--	--
11/10		--	--	--	--	--	--	--	--	--	--	--
11/17		--	--	--	--	--	--	--	--	--	--	--
11/21		--	--	--	--	--	--	--	--	--	--	--
12/1		--	--	--	--	--	--	--	--	--	--	--
12/8		--	--	--	--	--	--	--	--	--	--	--
12/15		--	--	--	--	--	--	--	--	--	--	--
12/21		--	--	--	--	--	--	--	--	--	--	--
12/25		--	--	--	--	--	--	--	--	--	--	--
1/5		--	--	--	--	--	--	--	--	--	--	--

Rookies underlined.

PLAYERS	AT ATL	AT DEN	9/8	9/15	9/22	9/29	10/6	10/13	10/20	10/28	11/10	11/17	11/21	12/1	12/8	12/15	12/21	12/25	1/5	GP	GS	DNP	IN	
Montravius Adams Sr.		P	P	-	-	-	-	-	-	-	-	-	-	-	-	-	-	-	-	-	2/87	0/24	0	0
Kyle Allen		X	X	-	-	-	-	-	-	-	-	-	-	-	-	-	-	-	-	-	0/30	0/19	2	0
Spencer Anderson		LG	LG	-	-	-	-	-	-	-	-	-	-	-	-	-	-	-	-	-	2/10	2/2	0	0
Calvin Austin III		P	P	-	-	-	-	-	-	-	-	-	-	-	-	-	-	-	-	-	2/19	0/1	0	0
Anthony Averett		PS	PS	-	-	-	-	-	-	-	-	-	-	-	-	-	-	-	-	-	0/51	0/27	0	0
Keeanu Benton		NT	NT	-	-	-	-	-	-	-	-	-	-	-	-	-	-	-	-	-	2/19	2/11	0	0
Beanie Bishop Jr.		P	P	-	-	-	-	-	-	-	-	-	-	-	-	-	-	-	-	-	2/2	0/0	0	0
Chris Boswell		P	P	-	-	-	-	-	-	-	-	-	-	-	-	-	-	-	-	-	2/135	0/0	0	0
Jack Colletto		PS	PS	-	-	-	-	-	-	-	-	-	-	-	-	-	-	-	-	-	0/0	0/0	0	0
Dylan Cook		IRD	IRD	-	-	-	-	-	-	-	-	-	-	-	-	-	-	-	-	-	0/0	0/0	0	0
James Daniels		RG	RG	-	-	-	-	-	-	-	-	-	-	-	-	-	-	-	-	-	2/88	2/82	0	0
Shaquan Davis		X	PS	-	-	-	-	-	-	-	-	-	-	-	-	-	-	-	-	-	0/0	0/0	0	0
Terrell Edmunds		P	P	-	-	-	-	-	-	-	-	-	-	-	-	-	-	-	-	-	1/95	0/79	0	1
Deshaun Elliott		SS	SS	-	-	-	-	-	-	-	-	-	-	-	-	-	-	-	-	-	2/59	2/52	0	0
Jalen Elliott		SI	SI	-	-	-	-	-	-	-	-	-	-	-	-	-	-	-	-	-	0/8	0/1	0	2
Troy Fautanu		X	RT	-	-	-	-	-	-	-	-	-	-	-	-	-	-	-	-	-	1/1	1/1	1	0
Justin Fields		QB	QB	-	-	-	-	-	-	-	-	-	-	-	-	-	-	-	-	-	2/42	2/40	0	0
Minkah Fitzpatrick		FS	FS	-	-	-	-	-	-	-	-	-	-	-	-	-	-	-	-	-	2/91	2/86	0	0
Zach Frazier		C	C	-	-	-	-	-	-	-	-	-	-	-	-	-	-	-	-	-	2/2	2/2	0	0
Pat Freiermuth		P	P	-	-	-	-	-	-	-	-	-	-	-	-	-	-	-	-	-	2/46	0/26	0	0
Markus Golden		RET	RET	-	-	-	-	-	-	-	-	-	-	-	-	-	-	-	-	-	0/127	0/68	0	0
Thomas Graham Jr.		PS	PS	-	-	-	-	-	-	-	-	-	-	-	-	-	-	-	-	-	0/4	0/1	0	0
Devin Harper		A	PS	-	-	-	-	-	-	-	-	-	-	-	-	-	-	-	-	-	0/12	0/0	0	0
Najee Harris		RB	RB	-	-	-	-	-	-	-	-	-	-	-	-	-	-	-	-	-	2/53	2/53	0	0
Nate Herbig		IR	IR	-	-	-	-	-	-	-	-	-	-	-	-	-	-	-	-	-	0/61	0/30	0	0
Nick Herbig		P	P	-	-	-	-	-	-	-	-	-	-	-	-	-	-	-	-	-	2/19	0/0	0	0
Cameron Heyward		DT	DT	-	-	-	-	-	-	-	-	-	-	-	-	-	-	-	-	-	2/196	2/161	0	0
Connor Heyward		P	TE	-	-	-	-	-	-	-	-	-	-	-	-	-	-	-	-	-	2/36	1/8	0	0
Alex Highsmith		ROLB	ROLB	-	-	-	-	-	-	-	-	-	-	-	-	-	-	-	-	-	2/68	2/57	0	0
Cole Holcomb		R/PUP	R/PUP	-	-	-	-	-	-	-	-	-	-	-	-	-	-	-	-	-	0/58	0/56	0	0
Donte Jackson		LCB	LCB	-	-	-	-	-	-	-	-	-	-	-	-	-	-	-	-	-	2/82	2/78	0	0
Van Jefferson		WR	WR	-	-	-	-	-	-	-	-	-	-	-	-	-	-	-	-	-	2/63	2/40	0	0
Cameron Johnston		P	IR	-	-	-	-	-	-	-	-	-	-	-	-	-	-	-	-	-	1/96	0/0	0	0
Broderick Jones		RT	P	-	-	-	-	-	-	-	-	-	-	-	-	-	-	-	-	-	2/19	1/12	0	0
Damontae Kazee		P	P	-	-	-	-	-	-	-	-	-	-	-	-	-	-	-	-	-	2/94	0/62	0	0
Miles Killebrew		P	P	-	-	-	-	-	-	-	-	-	-	-	-	-	-	-	-	-	2/131	0/5	0	0
Christian Kuntz		P	P	-	-	-	-	-	-	-	-	-	-	-	-	-	-	-	-	-	2/53	0/0	0	0
DeMarvin Leal		P	P	-	-	-	-	-	-	-	-	-	-	-	-	-	-	-	-	-	2/25	0/6	0	0
Logan Lee		Active	IR	-	-	-	-	-	-	-	-	-	-	-	-	-	-	-	-	-	0/0	0/0	0	0
Isaiah Loudermilk		P	P	-	-	-	-	-	-	-	-	-	-	-	-	-	-	-	-	-	2/44	0/5	0	0
Dean Lowry		SI	SI	-	-	-	-	-	-	-	-	-	-	-	-	-	-	-	-	-	0/120	0/84	0	2
Tyler Matakevich		P	P	-	-	-	-	-	-	-	-	-	-	-	-	-	-	-	-	-	2/131	0/1	0	0
Ryan McCollum		P	P	-	-	-	-	-	-	-	-	-	-	-	-	-	-	-	-	-	2/15	0/1	0	0
Mason McCormick		P	P	-	-	-	-	-	-	-	-	-	-	-	-	-	-	-	-	-	2/2	0/0	0	0
Scotty Miller		P	P	-	-	-	-	-	-	-	-	-	-	-	-	-	-	-	-	-	2/69	0/8	0	0
Jeremiah Moon		IRD	IRD	-	-	-	-	-	-	-	-	-	-	-	-	-	-	-	-	-	0/8	0/1	0	0
Dan Moore Jr.		LT	LT	-	-	-	-	-	-	-	-	-	-	-	-	-	-	-	-	-	2/51	2/51	0	0
Ade Ogundiji		PS	PS	-	-	-	-	-	-	-	-	-	-	-	-	-	-	-	-	-	0/32	0/27	0	0
Larry Ogunjobi		DE	DE	-	-	-	-	-	-	-	-	-	-	-	-	-	-	-	-	-	2/111	2/98	0	0
Ayo Oyelola		PS	PS	-	-	-	-	-	-	-	-	-	-	-	-	-	-	-	-	-	0/0	0/0	0	0
Cordarrelle Patterson		P	P	-	-	-	-	-	-	-	-	-	-	-	-	-	-	-	-	-	2/172	0/60	0	0
David Perates		IR	IR	-	-	-	-	-	-	-	-	-	-	-	-	-	-	-	-	-	0/0	0/0	0	0
George Pickens		WR	WR	-	-	-	-	-	-	-	-	-	-	-	-	-	-	-	-	-	2/36	2/30	0	0
Joey Porter Jr.		RCB	RCB	-	-	-	-	-	-	-	-	-	-	-	-	-	-	-	-	-	2/19	2/13	0	0
MyCole Pruitt		TE	TE	-	-	-	-	-	-	-	-	-	-	-	-	-	-	-	-	-	2/110	2/40	0	0
Patrick Queen		LILB	LILB	-	-	-	-	-	-	-	-	-	-	-	-	-	-	-	-	-	2/69	2/69	0	0
Elandon Roberts		RILB	RILB	-	-	-	-	-	-	-	-	-	-	-	-	-	-	-	-	-	2/124	2/92	0	0
Mark Robinson		P	P	-	-	-	-	-	-	-	-	-	-	-	-	-	-	-	-	-	2/23	0/4	0	0
Darius Rush		P	P	-	-	-	-	-	-	-	-	-	-	-	-	-	-	-	-	-	2/5	0/0	0	0
Boston Scott		PSI	PSI	-	-	-	-	-	-	-	-	-	-	-	-	-	-	-	-	-	0/75	0/12	0	0
Isaac Seumalo		SI	SI	-	-	-	-	-	-	-	-	-	-	-	-	-	-	-	-	-	0/98	0/77	0	2
Aaron Shamklin		PS	PS	-	-	-	-	-	-	-	-	-	-	-	-	-	-	-	-	-	0/0	0/0	0	0
Jacob Slade		PS	PS	-	-	-	-	-	-	-	-	-	-	-	-	-	-	-	-	-	0/0	0/0	0	0
Cameron Sutton		R/SUS	R/SUS	-	-	-	-	-	-	-	-	-	-	-	-	-	-	-	-	-	0/101	0/56	0	0
Cory Trice Jr.		P	P	-	-	-	-	-	-	-	-	-	-	-	-	-	-	-	-	-	2/2	0/0	0	0
Jonathan Ward		PS	PS	-	-	-	-	-	-	-	-	-	-	-	-	-	-	-	-	-	0/40	0/0	0	0
Jaylen Warren		P	P	-	-	-	-	-	-	-	-	-	-	-	-	-	-	-	-	-	2/35	0/0	0	0
Darnell Washington		TE	P	-	-	-	-	-	-	-	-	-	-	-	-	-	-	-	-	-	2/19	1/8	0	0
Quez Watkins		PS	PS	-	-	-	-	-	-	-	-	-	-	-	-	-	-	-	-	-	0/49	0/25	0	0
Ryan Watts		IR	IR	-	-	-	-	-	-	-	-	-	-	-	-	-	-	-	-	-	0/0	0/0	0	0
T.J. Watt		LOLB	LOLB	-	-	-	-	-	-	-	-	-	-	-	-	-	-	-	-	-	2/106	2/106	0	0
Rod Williams		Active	-	-	-	-	-	-	-	-	-	-	-	-	-	-	-	-	-	-	0/13	0/0	0	0
Rodney Williams		PS	PS	-	-	-	-	-	-	-	-	-	-	-	-	-	-	-	-	-	0/0	0/0	0	0
Payton Wilson		P	P	-	-	-	-	-	-	-	-	-	-	-	-	-	-	-	-	-	2/2	0/0	0	0
Roman Wilson		SI	SI	-	-	-	-	-	-	-	-	-	-	-	-	-	-	-	-	-	0/0	0/0	0	2
Russell Wilson		SI	SI	-	-	-	-	-	-	-	-	-	-	-	-	-	-	-	-	-	0/188	0/188	0	2
Matthew Wright		Active	-	-	-	-	-	-	-	-	-	-	-	-	-	-	-	-	-	-	0/24	0/0	0	0

LEGEND:
 CAPS=Starter, P=Player was a substitution, X=Did Not Play (Non-injury), SI=On Inactive List, PS=Practice Squad, IR=Injured Reserve, R/PUP=Reserved/PUP, R/SUS=Reserve/League Susp., IRD=Injured Reserve - Designated For Return, RET=Reserve/Retired, PSI=Practice Squad Injured, NOT=Not on Roster, A=With Other Team

INDIVIDUAL SINGLE-GAME HIGHS		OPPONENT	DATE	OPPONENT SINGLE-GAME HIGHS		DATE
RUSHING						
Rushing Yards	70	Najee Harris	at Falcons	09/08	68	Bijan Robinson at Falcons 09/08
Rushing Attempts	20	Najee Harris	at Falcons	09/08	18	Bijan Robinson at Falcons 09/08
Rushing Average	4.7	Jaylen Warren	at Broncos	09/15	3.8	Bijan Robinson at Falcons 09/08
RECEIVING						
Pass Receptions	6	George Pickens	at Falcons	09/08	5	Javonte Williams at Broncos 09/15
						Bijan Robinson at Falcons 09/08
Receiving Yards	85	George Pickens	at Falcons	09/08	93	Josh Reynolds at Broncos 09/15
Touchdown Receptions	1	Darnell Washington	at Broncos	09/15	1	Kyle Pitts at Falcons 09/08
PASSING						
Passes Attempted	23	Justin Fields	at Falcons	09/08	35	Bo Nix at Broncos 09/15
Passes Completed	17	Justin Fields	at Falcons	09/08	20	Bo Nix at Broncos 09/15
Completion Percentage	73.9	Justin Fields	at Falcons	09/08	61.5	Kirk Cousins at Falcons 09/08
Passing Yards	156	Justin Fields	at Falcons	09/08	246	Bo Nix at Broncos 09/15
Yards Per Attempt	6.8	Justin Fields	at Falcons	09/08	7.0	Bo Nix at Broncos 09/15
Touchdown Passes	1	Justin Fields	at Broncos	09/15	1	Kirk Cousins at Falcons 09/08
Interceptions Thrown					2	Bo Nix at Broncos 09/15
						Kirk Cousins at Falcons 09/08
PUNT RETURNS						
Punt Returns	5	Calvin Austin III	at Broncos	09/15	3	Marvin Mims Jr. at Broncos 09/15
Punt Return Yards	47	Calvin Austin III	at Falcons	09/08	28	Avery Williams at Falcons 09/08
KICKOFF RETURNS						
Kickoff Returns	1	Jaylen Warren	at Broncos	09/15	2	Ray-Ray McCloud III at Falcons 09/08
Kickoff Return Yards	13	Jaylen Warren	at Broncos	09/15	56	Ray-Ray McCloud III at Falcons 09/08
PUNTS						
Punts	8	Corliss Waitman	at Broncos	09/15	6	Riley Dixon at Broncos 09/15
Punts Inside the 20	2	Corliss Waitman	at Broncos	09/15	3	Riley Dixon at Broncos 09/15
Punting Average	53.0	Corliss Waitman	at Broncos	09/15	52.5	Riley Dixon at Broncos 09/15
						Bradley Pinion at Falcons 09/08
INTERCEPTIONS						
Interceptions Made	1	Damontae Kazee	at Broncos	09/15		
		Cory Trice Jr.	at Broncos	09/15		
		DeShon Elliott	at Falcons	09/08		
		Donte Jackson	at Falcons	09/08		
INT Return Yards	49	Donte Jackson	at Falcons	09/08		
TACKLES						
Tackles	9	DeShon Elliott	at Broncos	09/15	11	Alex Singleton at Broncos 09/15
Sacks	1.0	Alex Highsmith	at Broncos	09/15	1.5	Grady Jarrett at Falcons 09/08
		T.J. Watt	at Broncos	09/15		
		Montravius Adams Sr.	at Falcons	09/08		
		T.J. Watt	at Falcons	09/08		
SCORING						
Touchdowns	1	Darnell Washington	at Broncos	09/15	1	Kyle Pitts at Falcons 09/08
Field Goals Attempted	6	Chris Boswell	at Falcons	09/08	2	Wil Lutz at Broncos 09/15
Field Goals Made	6	Chris Boswell	at Falcons	09/08	2	Wil Lutz at Broncos 09/15
MISC. YARDS						
Yards From Scrimmage	85	George Pickens	at Falcons	09/08	111	Bijan Robinson at Falcons 09/08
Combined Net Yards	85	George Pickens	at Falcons	09/08	111	Bijan Robinson at Falcons 09/08
LONGEST PLAYS		OPPONENT	DATE	OPPONENT INDIVIDUAL LONGEST PLAYS		DATE
RUSHING						
Run From Scrimmage	20	Najee Harris	at Falcons	09/08	16	Tyler Badie at Broncos 09/15
RECEIVING						
Pass Reception	40	George Pickens	at Falcons	09/08	49	Josh Reynolds at Broncos 09/15
Touchdown Reception	5	Darnell Washington	at Broncos	09/15	12	Kyle Pitts at Falcons 09/08
PASSING						
Passing Long	40	Justin Fields	at Falcons	09/08	49	Bo Nix at Broncos 09/15
Touchdown Pass Long	5	Justin Fields	at Broncos	09/15	12	Kirk Cousins at Falcons 09/08
RETURNS						
Punt Return	16	Calvin Austin III	at Falcons	09/08	28	Avery Williams at Falcons 09/08
Kickoff Return	13	Jaylen Warren	at Broncos	09/15	29	Ray-Ray McCloud III at Falcons 09/08
Interception Return	49	Donte Jackson	at Falcons	09/08		
KICKING						
Punt	58	Corliss Waitman	at Broncos	09/15	59	Bradley Pinion at Falcons 09/08
		Cameron Johnston	at Falcons	09/08		
Field Goal	57	Chris Boswell	at Falcons	09/08	35	Wil Lutz at Broncos 09/15
Field Goal Attempt	57	Chris Boswell	at Falcons	09/08	35	Wil Lutz at Broncos 09/15

[none]

2024 OPPONENTS BIG YARDAGE GAMES

[none]

DATE	OPPONENT	QTR	STEELERS PLAYER	YDS.	DOWN	RESULT	QTR	OPP. PLAYER	YDS.	DOWN	RESULT
09/08	at Atlanta	2	J. Fields -> G. Pickens	33	1-10-PIT 42	Field Goal	2	K. Cousins -> R. McCloud III	20	1-10-ATL 22	Touchdown
		3	J. Fields -> G. Pickens	40	1-10-PIT 32	Field Goal					
09/15	at Denver		NONE				3	B. Nix -> C. Sutton	26	3-7-DEN 18	Interception
							3	B. Nix -> J. Reynolds	49	1-10-DEN 44	Interception
							4	B. Nix -> J. Reynolds	22	4-6-PIT 42	Field Goal
							4	B. Nix -> L. Humphrey	27	1-10-DEN 31	Field Goal
12/25	Kansas City	--	--	--	--	--	--	--	--	--	--
11/17	Baltimore	--	--	--	--	--	--	--	--	--	--
12/21	at Baltimore	--	--	--	--	--	--	--	--	--	--
12/01	at Cincinnati	--	--	--	--	--	--	--	--	--	--
01/05	Cincinnati	--	--	--	--	--	--	--	--	--	--
11/21	at Cleveland	--	--	--	--	--	--	--	--	--	--
12/08	Cleveland	--	--	--	--	--	--	--	--	--	--
10/06	Dallas	--	--	--	--	--	--	--	--	--	--
09/29	at Indianapolis	--	--	--	--	--	--	--	--	--	--
10/28	N.Y. Giants	--	--	--	--	--	--	--	--	--	--
10/20	N.Y. Jets	--	--	--	--	--	--	--	--	--	--
10/13	at Las Vegas	--	--	--	--	--	--	--	--	--	--
09/22	L.A. Chargers	--	--	--	--	--	--	--	--	--	--
11/10	at Washington	--	--	--	--	--	--	--	--	--	--
12/15	at Philadelphia	--	--	--	--	--	--	--	--	--	--
TOTALS			2 - 73 (36.5), 0 TDS					5 - 144 (28.8), 0 TDS			

DATE	OPPONENT	QTR	STEELERS PLAYER	YDS.	DOWN	RESULT	QTR	OPP. PLAYER	YDS.	DOWN	RESULT
09/08	at Atlanta	1	Justin Fields	12	3-7-PIT 33	Field Goal	1	Tyler Allgeier	13	1-5-PIT 36	Field Goal
		4	Najee Harris	20	2-3-PIT 29	Downs	3	Bijan Robinson	10	4-1-PIT 42	Fumble
							4	Bijan Robinson	13	1-10-ATL 40	Interception
		1	Justin Fields	16	1-10-PIT 40	Touchdown	2	Tyler Badie	16	2-6-DEN 24	Downs
09/15	at Denver	1	Jaylen Warren	11	2-7-DEN 29	Touchdown	2	Bo Nix	13	2-5-DEN 45	Downs
		2	Najee Harris	11	1-10-PIT 40	Punt					
		4	Jaylen Warren	11	3-15-PIT 9	Punt					
12/25	Kansas City	--	--	--	--	--	--	--	--	--	--
11/17	Baltimore	--	--	--	--	--	--	--	--	--	--
12/21	at Baltimore	--	--	--	--	--	--	--	--	--	--
12/01	at Cincinnati	--	--	--	--	--	--	--	--	--	--
01/05	Cincinnati	--	--	--	--	--	--	--	--	--	--
11/21	at Cleveland	--	--	--	--	--	--	--	--	--	--
12/08	Cleveland	--	--	--	--	--	--	--	--	--	--
10/06	Dallas	--	--	--	--	--	--	--	--	--	--
09/29	at Indianapolis	--	--	--	--	--	--	--	--	--	--
10/28	N.Y. Giants	--	--	--	--	--	--	--	--	--	--
10/20	N.Y. Jets	--	--	--	--	--	--	--	--	--	--
10/13	at Las Vegas	--	--	--	--	--	--	--	--	--	--
09/22	L.A. Chargers	--	--	--	--	--	--	--	--	--	--
11/10	at Washington	--	--	--	--	--	--	--	--	--	--
12/15	at Philadelphia	--	--	--	--	--	--	--	--	--	--
TOTALS			6 - 81 (13.5), 0 TDS					5 - 65 (13.0), 0 TDS			

DATE	OPPONENT	RUSHES				RECEPTIONS				RETURNS				
		GAIN	PLAYER	QTR	RESULT	GAIN	PLAYER	QTR	RESULT	GAIN	PLAYER	QTR	RESULT	
09/08	at Atlanta	12	Justin Fields	1	FG	33	George Pickens	2	FG	49	Donte Jackson (INT)		4	INT
		20	Najee Harris	4	Downs	40	George Pickens	3	FG					
09/15	at Denver	16	Justin Fields	1'	TD									
		11	Jaylen Warren	1'	TD									
		11	Najee Harris	2	Punt									
		11	Jaylen Warren	4	Punt									
09/22	L.A. Chargers	--	--	--	--	--	--	--	--	--	--	--	--	--
09/29	at Indianapolis	--	--	--	--	--	--	--	--	--	--	--	--	--
10/06	Dallas	--	--	--	--	--	--	--	--	--	--	--	--	--
10/13	at Las Vegas	--	--	--	--	--	--	--	--	--	--	--	--	--
10/20	N.Y. Jets	--	--	--	--	--	--	--	--	--	--	--	--	--
10/28	N.Y. Giants	--	--	--	--	--	--	--	--	--	--	--	--	--
11/10	at Washington	--	--	--	--	--	--	--	--	--	--	--	--	--
11/17	Baltimore	--	--	--	--	--	--	--	--	--	--	--	--	--
11/21	at Cleveland	--	--	--	--	--	--	--	--	--	--	--	--	--
12/01	at Cincinnati	--	--	--	--	--	--	--	--	--	--	--	--	--
12/08	Cleveland	--	--	--	--	--	--	--	--	--	--	--	--	--
12/15	at Philadelphia	--	--	--	--	--	--	--	--	--	--	--	--	--
12/21	at Baltimore	--	--	--	--	--	--	--	--	--	--	--	--	--
12/25	Kansas City	--	--	--	--	--	--	--	--	--	--	--	--	--
01/05	Cincinnati	--	--	--	--	--	--	--	--	--	--	--	--	--

* - result within the same drive

DATE	OPPONENT	RUSHES				RECEPTIONS				RETURNS			
		GAIN	PLAYER	QTR	RESULT	GAIN	PLAYER	QTR	RESULT	GAIN	PLAYER	QTR	RESULT
09/08	at Atlanta	13	Tyler Allgeier	1	FG	20	Ray-Ray McCloud III	2	TD				
		10	Bijan Robinson	3	Fumble								
		13	Bijan Robinson	4	INT								
09/15	at Denver	16	Tyler Badie	2'	Downs	26	Courtland Sutton	3'	INT				
		13	Bo Nix	2	Downs	49	Josh Reynolds	3'	INT				
						22	Josh Reynolds	4	FG				
						27	Lil'Jordan Humphrey	4	FG				
09/22	L.A. Chargers	--	--	--	--	--	--	--	--	--	--	--	--
09/29	at Indianapolis	--	--	--	--	--	--	--	--	--	--	--	--
10/06	Dallas	--	--	--	--	--	--	--	--	--	--	--	--
10/13	at Las Vegas	--	--	--	--	--	--	--	--	--	--	--	--
10/20	N.Y. Jets	--	--	--	--	--	--	--	--	--	--	--	--
10/28	N.Y. Giants	--	--	--	--	--	--	--	--	--	--	--	--
11/10	at Washington	--	--	--	--	--	--	--	--	--	--	--	--
11/17	Baltimore	--	--	--	--	--	--	--	--	--	--	--	--
11/21	at Cleveland	--	--	--	--	--	--	--	--	--	--	--	--
12/01	at Cincinnati	--	--	--	--	--	--	--	--	--	--	--	--
12/08	Cleveland	--	--	--	--	--	--	--	--	--	--	--	--
12/15	at Philadelphia	--	--	--	--	--	--	--	--	--	--	--	--
12/21	at Baltimore	--	--	--	--	--	--	--	--	--	--	--	--
12/25	Kansas City	--	--	--	--	--	--	--	--	--	--	--	--
01/05	Cincinnati	--	--	--	--	--	--	--	--	--	--	--	--

* -- result within the same drive

DATE	OPPONENT	QTR	RETURN	STEELERS PLAYER	YDS.	DOWN	RESULT	QTR	RETURN	OPP. PLAYER	YDS.	DOWN	RESULT
09/08	at Atlanta	2	Punt	Calvin Austin III	13	PIT 22	Punt	3	Punt	Avery Williams	28	ATL 49	Fumble
		3	Punt	Calvin Austin III	12	PIT 32	Field						
		4	Punt	Calvin Austin III	16	PIT 38	Goal						
		4	INT	Donte Jackson	49	ATL 18	Punt						
							Field						
							Goal						
09/15	at Denver	1	Punt	Calvin Austin III	14	PIT 24	Punt			NONE			
		3	Punt	Calvin Austin III	11	PIT 19	Punt						
09/22	L.A. Chargers	--	--	--	--	--	--	--	--	--	--	--	--
09/29	at Indianapolis	--	--	--	--	--	--	--	--	--	--	--	--
10/06	Dallas	--	--	--	--	--	--	--	--	--	--	--	--
10/13	at Las Vegas	--	--	--	--	--	--	--	--	--	--	--	--
10/20	N.Y. Jets	--	--	--	--	--	--	--	--	--	--	--	--
10/28	N.Y. Giants	--	--	--	--	--	--	--	--	--	--	--	--
11/10	at Washington	--	--	--	--	--	--	--	--	--	--	--	--
11/17	Baltimore	--	--	--	--	--	--	--	--	--	--	--	--
11/21	at Cleveland	--	--	--	--	--	--	--	--	--	--	--	--
12/01	at Cincinnati	--	--	--	--	--	--	--	--	--	--	--	--
12/08	Cleveland	--	--	--	--	--	--	--	--	--	--	--	--
12/15	at Philadelphia	--	--	--	--	--	--	--	--	--	--	--	--
12/21	at Baltimore	--	--	--	--	--	--	--	--	--	--	--	--
12/25	Kansas City	--	--	--	--	--	--	--	--	--	--	--	--
01/05	Cincinnati	--	--	--	--	--	--	--	--	--	--	--	--
TOTALS		6 - 115 (19.2), 0 TDS						1 - 28 (28.0), 0 TDS					

WEEK 1: STEELERS 18, FALCONS 10														SEPTEMBER 8, 2024													
STEELERS														FALCONS													
#	RECD	LOST	POSS	OBTAINED	BEGAN	PLAYS	YDS	PEN	NET	1ST	ENDED	GIVEN UP	#	RECD	LOST	POSS	OBTAINED	BEGAN	PLAYS	YDS	PEN	NET	1ST	ENDED	GIVEN UP		
1	09:06	04:37	4:29	Kickoff	PIT 30	10	31	0	31	2	ATL 39	Field Goal	1	15:00	09:06	5:54	Kickoff	ATL 30	12	59	5	64	4	PIT 6	Field Goal		
2	04:02	12:54	6:08	Interception	PIT 49	10	18	0	18	2	ATL 33	Field Goal	2	04:37	04:02	0:35	Kickoff	ATL 30	2	9	0	9	0	ATL 39	Interception		
3	08:58	03:50	5:08	Punt	PIT 22	8	38	-15	23	2	PIT 45	Punt	3	12:54	08:58	3:56	Kickoff	ATL 28	7	22	0	22	2		Punt		
4	00:32	00:00	0:32	Kickoff	PIT 30	4	45	0	45	2	ATL 25	Field Goal	4	03:50	00:32	3:18	Punt	ATL 10	9	65	5	90	6	PIT 12	Touchdown		
5	15:00	12:56	2:04	Kickoff	PIT 30	3	-9	0	-9	0	PIT 21	Punt	5	12:56	10:29	2:27	Punt	ATL 49	5	13	0	13	1	PIT 32	Fumble		
6	10:29	07:45	2:44	Fumble	PIT 38	9	19	5	24	2	ATL 38	Field Goal	6	07:45	03:49	3:56	Kickoff	ATL 30	5	5	-5	0	1	ATL 30	Punt		
7	03:49	00:25	3:24	Punt	PIT 32	5	56	-10	46	1	ATL 22	Field Goal	7	00:25	14:17	1:08	Kickoff	ATL 30	3	5	-10	-5	0	ATL 25	Punt		
8	14:17	07:09	7:08	Punt	PIT 22	13	72	0	72	4	ATL 6	Downs	8	07:09	05:13	1:56	Downs	ATL 6	3	11	-4	7	0	ATL 13	Punt		
9	05:13	03:20	1:53	Punt	PIT 38	3	-11	-10	-21	0	PIT 17	Punt	9	03:20	02:34	0:46	Punt	ATL 40	2	13	0	13	1	PIT 47	Interception		
10	02:34	00:28	2:06	Interception	ATL 18	7	11	0	11	1	ATL 7	Field Goal	10	00:28	00:00	0:28	Kickoff	ATL 30	3	-2	0	-2	0	ATL 37	End Game		

WEEK 2: STEELERS 13, BRONCOS 6														SEPTEMBER 15, 2024													
STEELERS														BRONCOS													
#	RECD	LOST	POSS	OBTAINED	BEGAN	PLAYS	YDS	PEN	NET	1ST	ENDED	GIVEN UP	#	RECD	LOST	POSS	OBTAINED	BEGAN	PLAYS	YDS	PEN	NET	1ST	ENDED	GIVEN UP		
1	12:59	11:31	1:28	Punt	PIT 24	3	8	0	8	0	PIT 32	Punt	1	15:00	12:59	2:01	Kickoff	DEN 30	3	7	0	7	0	DEN 37	Punt		
2	09:30	01:56	7:34	Punt	PIT 22	12	73	5	78	6	DEN 5	Touchdown	2	11:31	09:30	2:01	Punt	DEN 15	3	1	0	1	0	DEN 16	Punt		
3	13:58	07:04	6:54	Punt	PIT 1	11	73	-25	48	4	PIT 49	Punt	3	01:56	13:58	2:58	Kickoff	DEN 30	6	18	0	18	1	DEN 48	Punt		
4	02:28	00:00	2:28	Downs	PIT 39	7	35	22	57	3	DEN 4	Field Goal	4	07:04	02:28	4:36	Punt	DEN 20	8	36	5	41	2	PIT 39	Downs		
5	15:00	12:44	2:16	Kickoff	PIT 30	5	12	0	12	1	PIT 42	Punt	5	12:44	10:08	2:36	Punt	DEN 20	3	10	-5	5	0	DEN 25	Punt		
6	10:08	08:54	1:14	Punt	PIT 24	3	2	0	2	0	PIT 26	Punt	6	08:54	06:10	2:44	Punt	DEN 15	6	79	0	79	2	PIT 6	Interception		
7	06:10	04:16	1:54	Interception	PIT 20	4	8	37	45	1	DEN 33	Field Goal	7	04:16	02:59	1:17	Kickoff	DEN 30	3	4	0	4	0	DEN 34	Punt		
8	02:59	01:15	1:44	Punt	PIT 19	4	8	-10	-2	0	PIT 17	Punt	8	01:15	10:42	5:33	Punt	DEN 30	12	59	-5	54	3	PIT 16	Field Goal		
9	10:42	08:43	1:59	Kickoff	PIT 14	3	14	-8	6	0	PIT 20	Punt	9	08:43	07:48	0:55	Punt	DEN 31	3	-3	5	2	0	DEN 33	Punt		
10	07:48	04:45	3:03	Punt	PIT 19	5	10	15	25	1	PIT 44	Punt	10	04:45	01:54	2:51	Punt	DEN 20	9	69	0	69	4	PIT 11	Field Goal		
11	01:54	00:09	1:45	Kickoff	PIT 30	3	6	0	6	0	PIT 36	Punt	11	00:09	00:00	0:09	Punt	DEN 19	2	15	0	15	1	DEN 34	Interception		

		STEELERS								OPPONENT							
		FIRST HALF				SECOND HALF				FIRST HALF				SECOND HALF			
DATE	OPPONENT	PLAYS	YDS	TIME	RESULT	PLAYS	YDS	TIME	RESULT	PLAYS	YDS	TIME	RESULT	PLAYS	YDS	TIME	RESULT
09/08	at Falcons	10	31	4:29	FG	3	-9	2:04	Punt	12	64	5:54	FG	5	13	2:27	FUM
09/15	at Broncos	3	8	1:28	Punt	5	12	2:16	Punt	3	7	2:01	Punt	3	5	2:36	Punt

STEELERS																							
DATE	OPPONENT	STARTING QB	POSS	TD	PAT	2-PT	M-2PT	FG	FGA	MFG	BK-FG	FG	PUNT	INT	FUM	SAF	DWNS	HFG	MPTS	TD%	SCORE%	PTS/POSS	
9/8	at Atlanta	Fields	10	0	0	0	0	6	6	0	0	0	3	0	0	0	1	0	0	18	0.0	60.0	1.80
9/15	at Denver	Fields	11	1	1	0	0	2	2	0	0	8	0	0	0	0	0	0	13	9.1	27.3	1.18	
9/22	L.A. Chargers	--	--	--	--	--	--	--	--	--	--	--	--	--	--	--	--	--	--	--	--	--	--
9/29	at Indianapolis	--	--	--	--	--	--	--	--	--	--	--	--	--	--	--	--	--	--	--	--	--	--
10/6	Dallas	--	--	--	--	--	--	--	--	--	--	--	--	--	--	--	--	--	--	--	--	--	--
10/13	at Las Vegas	--	--	--	--	--	--	--	--	--	--	--	--	--	--	--	--	--	--	--	--	--	--
10/20	N.Y. Jets	--	--	--	--	--	--	--	--	--	--	--	--	--	--	--	--	--	--	--	--	--	--
10/28	N.Y. Giants	--	--	--	--	--	--	--	--	--	--	--	--	--	--	--	--	--	--	--	--	--	--
11/10	at Washington	--	--	--	--	--	--	--	--	--	--	--	--	--	--	--	--	--	--	--	--	--	--
11/17	Baltimore	--	--	--	--	--	--	--	--	--	--	--	--	--	--	--	--	--	--	--	--	--	--
11/21	at Cleveland	--	--	--	--	--	--	--	--	--	--	--	--	--	--	--	--	--	--	--	--	--	--
12/1	at Cincinnati	--	--	--	--	--	--	--	--	--	--	--	--	--	--	--	--	--	--	--	--	--	--
12/8	Cleveland	--	--	--	--	--	--	--	--	--	--	--	--	--	--	--	--	--	--	--	--	--	--
12/15	at Philadelphia	--	--	--	--	--	--	--	--	--	--	--	--	--	--	--	--	--	--	--	--	--	--
12/21	at Baltimore	--	--	--	--	--	--	--	--	--	--	--	--	--	--	--	--	--	--	--	--	--	--
12/25	Kansas City	--	--	--	--	--	--	--	--	--	--	--	--	--	--	--	--	--	--	--	--	--	--
1/5	Cincinnati	--	--	--	--	--	--	--	--	--	--	--	--	--	--	--	--	--	--	--	--	--	--
2024 TOTALS			21	1	1	0	0	8	8	0	0	11	0	0	0	1	0	0	31	4.8	42.9	1.48	

OPPONENTS		STARTING QB	POSS	TD	PAT	2-PT	M-2PT	FG	FGA	MFG	BK-FG	PUNT	INT	FUM	SAF	DWNS	HF	GM	PTS	TD%	SCORE%	PTS/POSS
9/8	at Atlanta	K. Cousins	10	1	1	0	0	1	1	0	0	4	2	1	0	0	0	1	10	10.0	20.0	1.00
9/15	at Denver	B. Nix	11	0	0	0	0	2	2	0	0	6	2	0	0	1	0	6	0.0	18.2	0.55	
9/22	L.A. Chargers	--	--	--	--	--	--	--	--	--	--	--	--	--	--	--	--	--	--	--	--	--
9/29	at Indianapolis	--	--	--	--	--	--	--	--	--	--	--	--	--	--	--	--	--	--	--	--	--
10/6	Dallas	--	--	--	--	--	--	--	--	--	--	--	--	--	--	--	--	--	--	--	--	--
10/13	at Las Vegas	--	--	--	--	--	--	--	--	--	--	--	--	--	--	--	--	--	--	--	--	--
10/20	N.Y. Jets	--	--	--	--	--	--	--	--	--	--	--	--	--	--	--	--	--	--	--	--	--
10/28	N.Y. Giants	--	--	--	--	--	--	--	--	--	--	--	--	--	--	--	--	--	--	--	--	--
11/10	at Washington	--	--	--	--	--	--	--	--	--	--	--	--	--	--	--	--	--	--	--	--	--
11/17	Baltimore	--	--	--	--	--	--	--	--	--	--	--	--	--	--	--	--	--	--	--	--	--
11/21	at Cleveland	--	--	--	--	--	--	--	--	--	--	--	--	--	--	--	--	--	--	--	--	--
12/1	at Cincinnati	--	--	--	--	--	--	--	--	--	--	--	--	--	--	--	--	--	--	--	--	--
12/8	Cleveland	--	--	--	--	--	--	--	--	--	--	--	--	--	--	--	--	--	--	--	--	--
12/15	at Philadelphia	--	--	--	--	--	--	--	--	--	--	--	--	--	--	--	--	--	--	--	--	--
12/21	at Baltimore	--	--	--	--	--	--	--	--	--	--	--	--	--	--	--	--	--	--	--	--	--
12/25	Kansas City	--	--	--	--	--	--	--	--	--	--	--	--	--	--	--	--	--	--	--	--	--
1/5	Cincinnati	--	--	--	--	--	--	--	--	--	--	--	--	--	--	--	--	--	--	--	--	--
2024 TOTALS			21	1	1	0	0	3	3	0	0	10	4	1	0	1	0	1	16	4.8	19.0	0.76

DATE	OPPONENT	ACQUIRED	DRIVE START	PLAYS	YARDS	Q:TIME	FIRST DOWNS	SCORING PLAY	PIT	OPP
09/08	at Atlanta	Kickoff	PIT 30	10	31	Q1:4:29	2	C. Boswell: 57-yard FG	3	3
		Interception	PIT 49	10	18	Q1:6:08	2	Q2: C. Boswell: 51-yard FG	6	3
		Kickoff	PIT 30	4	45	Q2:0:32	2	C. Boswell: 44-yard FG	9	10
		Fumble	PIT 38	9	24	Q3:2:44	2	C. Boswell: 56-yard FG	12	10
		Punt	PIT 32	5	46	Q3:3:24	1	C. Boswell: 40-yard FG	15	10
		Interception	ATL 18	7	11	Q4:2:06	1	C. Boswell: 25-yard FG	18	10
09/15	at Denver	Punt	PIT 22	12	78	Q1:7:34	6	D. Washington: 5-yard pass from J. Fields	7	0
		Downs	PIT 39	7	57	Q2:2:28	3	C. Boswell: 22-yard FG	10	0
		Interception	PIT 20	4	45	Q3:1:54	1	C. Boswell: 53-yard FG	13	0
AVG				7.6	39.4	3:28	2.2			

DATE	OPPONENT	ACQUIRED	DRIVE START	PLAYS	YARDS	Q/TIME	FIRST DOWNS	SCORING PLAY	PIT	OPP
09/08	at Atlanta	Kickoff	ATL 30	12	64	Q1 5:54	4	Y. Koo: 24-yard FG	0	3
		Punt	ATL 10	9	90	Q2 3:18	6	K. Pitts: 12-yard pass from K. Cousins	6	10
09/15	at Denver	Punt	DEN 30	12	54	Q3 5:33	3	Q4: W. Lutz: 35-yard FG	13	3
		Punt	DEN 20	9	69	Q4 2:51	4	W. Lutz: 29-yard FG	13	6
09/22	--	--	--	--	--	--	--	--	--	--
09/29	--	--	--	--	--	--	--	--	--	--
10/06	--	--	--	--	--	--	--	--	--	--
10/13	--	--	--	--	--	--	--	--	--	--
10/20	--	--	--	--	--	--	--	--	--	--
10/28	--	--	--	--	--	--	--	--	--	--
11/10	--	--	--	--	--	--	--	--	--	--
11/17	--	--	--	--	--	--	--	--	--	--
11/21	--	--	--	--	--	--	--	--	--	--
12/01	--	--	--	--	--	--	--	--	--	--
12/08	--	--	--	--	--	--	--	--	--	--
12/15	--	--	--	--	--	--	--	--	--	--
12/21	--	--	--	--	--	--	--	--	--	--
12/25	--	--	--	--	--	--	--	--	--	--
01/05	--	--	--	--	--	--	--	--	--	--
AVG				10.5	69.3	4:24	4.3			
TOTALS				42	277	17:36	17			

PLAYS			NET YARDS			TIME		
DATE	OPPONENT	PLAYS	DATE	OPPONENT	NET YARDS	DATE	OPPONENT	TIME
9/8	at Atlanta	13 (downs)	9/15	at Denver	78 (touchdown) [PEN: 5, GROSS: 73]	9/15	at Denver	7:34 (touchdown)
9/15	at Denver	12 (touchdown)	9/8	at Atlanta	72 (downs) [PEN: 0, GROSS: 72]	9/8	at Atlanta	7:08 (downs)
9/22	L.A. Chargers	--	9/22	L.A. Chargers	--	9/22	L.A. Chargers	--
9/29	at Indianapolis	--	9/29	at Indianapolis	--	9/29	at Indianapolis	--
10/6	Dallas	--	10/6	Dallas	--	10/6	Dallas	--
10/13	at Las Vegas	--	10/13	at Las Vegas	--	10/13	at Las Vegas	--
10/20	N.Y. Jets	--	10/20	N.Y. Jets	--	10/20	N.Y. Jets	--
10/28	N.Y. Giants	--	10/28	N.Y. Giants	--	10/28	N.Y. Giants	--
11/10	at Washington	--	11/10	at Washington	--	11/10	at Washington	--
11/17	Baltimore	--	11/17	Baltimore	--	11/17	Baltimore	--
11/21	at Cleveland	--	11/21	at Cleveland	--	11/21	at Cleveland	--
12/1	at Cincinnati	--	12/1	at Cincinnati	--	12/1	at Cincinnati	--
12/8	Cleveland	--	12/8	Cleveland	--	12/8	Cleveland	--
12/15	at Philadelphia	--	12/15	at Philadelphia	--	12/15	at Philadelphia	--
12/21	at Baltimore	--	12/21	at Baltimore	--	12/21	at Baltimore	--
12/25	Kansas City	--	12/25	Kansas City	--	12/25	Kansas City	--
1/5	Cincinnati	--	1/5	Cincinnati	--	1/5	Cincinnati	--

PLAYS			NET YARDS			TIME		
DATE	OPPONENT	PLAYS	DATE	OPPONENT	NET YARDS	DATE	OPPONENT	TIME
9/8	at Atlanta	12 (field goal)	9/8	at Atlanta	90 (touchdown) [PEN: 5, GROSS: 85]	9/8	at Atlanta	5:54 (field goal)
9/15	at Denver	12 (field goal)	9/15	at Denver	79 (interception) [PEN: 0, GROSS: 79]	9/15	at Denver	5:33 (field goal)
9/22	L.A. Chargers	--	9/22	L.A. Chargers	--	9/22	L.A. Chargers	--
9/29	at Indianapolis	--	9/29	at Indianapolis	--	9/29	at Indianapolis	--
10/6	Dallas	--	10/6	Dallas	--	10/6	Dallas	--
10/13	at Las Vegas	--	10/13	at Las Vegas	--	10/13	at Las Vegas	--
10/20	N.Y. Jets	--	10/20	N.Y. Jets	--	10/20	N.Y. Jets	--
10/28	N.Y. Giants	--	10/28	N.Y. Giants	--	10/28	N.Y. Giants	--
11/10	at Washington	--	11/10	at Washington	--	11/10	at Washington	--
11/17	Baltimore	--	11/17	Baltimore	--	11/17	Baltimore	--
11/21	at Cleveland	--	11/21	at Cleveland	--	11/21	at Cleveland	--
12/1	at Cincinnati	--	12/1	at Cincinnati	--	12/1	at Cincinnati	--
12/8	Cleveland	--	12/8	Cleveland	--	12/8	Cleveland	--
12/15	at Philadelphia	--	12/15	at Philadelphia	--	12/15	at Philadelphia	--
12/21	at Baltimore	--	12/21	at Baltimore	--	12/21	at Baltimore	--
12/25	Kansas City	--	12/25	Kansas City	--	12/25	Kansas City	--
1/5	Cincinnati	--	1/5	Cincinnati	--	1/5	Cincinnati	--

DATE	OPPONENT	OFFENSE	DEFENSE
09/08	at Atlanta	Downs FG - 25 yards	FG - 24 yards TD - Pass
09/15	at Denver	TD - Pass FG - 22 yards	Interception FG - 35 yards FG - 29 yards
09/22	L.A. Chargers	--	--
09/29	at Indianapolis	--	--
10/06	Dallas	--	--
10/13	at Las Vegas	--	--
10/20	N.Y. Jets	--	--
10/28	N.Y. Giants	--	--
11/10	at Washington	--	--
11/17	Baltimore	--	--
11/21	at Cleveland	--	--
12/01	at Cincinnati	--	--
12/08	Cleveland	--	--
12/15	at Philadelphia	--	--
12/21	at Baltimore	--	--
12/25	Kansas City	--	--
01/05	Cincinnati	--	--

OFFENSE DEFENSE		
Inside the 20	4	5
Scores	3	4
Touchdowns	1	1
Field Goals	2	3
Total Points in 20	13	16
Fumbles	0	0
Interceptions	0	1
Missed Field Goals	0	0
Lost on Downs	1	0
End of Half/Game	0	0
TDs Outside	0	0
Red-Zone Percentage	25.0	20.0

STEELERS																		
Date	Opponent	Pos	TD	PAT	2-Pt.	Miss PAT	FG	FGA	Bk/MFG	INT	Fum	Dwns	Drive Ends			Score		
												Half	Game	Pts	TD%	Pct.	Pts/Poss	
09/08	at Atlanta	2	0	0	0	0	1	1	0	0	0	0	0	3	0.0	50.0	1.5	
09/15	at Denver	2	1	1	0	0	1	1	0	0	0	0	0	10	50.0	100.0	5.0	
09/22	L.A. Chargers	--	--	--	--	--	--	--	--	--	--	--	--	--	--	--	--	
09/29	at Indianapolis	--	--	--	--	--	--	--	--	--	--	--	--	--	--	--	--	
10/06	Dallas	--	--	--	--	--	--	--	--	--	--	--	--	--	--	--	--	
10/13	at Las Vegas	--	--	--	--	--	--	--	--	--	--	--	--	--	--	--	--	
10/20	N.Y. Jets	--	--	--	--	--	--	--	--	--	--	--	--	--	--	--	--	
10/28	N.Y. Giants	--	--	--	--	--	--	--	--	--	--	--	--	--	--	--	--	
11/10	at Washington	--	--	--	--	--	--	--	--	--	--	--	--	--	--	--	--	
11/17	Baltimore	--	--	--	--	--	--	--	--	--	--	--	--	--	--	--	--	
11/21	at Cleveland	--	--	--	--	--	--	--	--	--	--	--	--	--	--	--	--	
12/01	at Cincinnati	--	--	--	--	--	--	--	--	--	--	--	--	--	--	--	--	
12/08	Cleveland	--	--	--	--	--	--	--	--	--	--	--	--	--	--	--	--	
12/15	at Philadelphia	--	--	--	--	--	--	--	--	--	--	--	--	--	--	--	--	
12/21	at Baltimore	--	--	--	--	--	--	--	--	--	--	--	--	--	--	--	--	
12/25	Kansas City	--	--	--	--	--	--	--	--	--	--	--	--	--	--	--	--	
01/05	Cincinnati	--	--	--	--	--	--	--	--	--	--	--	--	--	--	--	--	
TOTALS		4	1	1	0	0	2	2	0	0	0	1	0	0	13	25.0	75.0	3.3

OPPONENT																		
Date	Opponent	Pos	TD	PAT	2-Pt.	Miss PAT	FG	FGA	Bk/MFG	INT	Fum	Dwns	Drive Ends			Score		
												Half	Game	Pts	TD%	Pct.	Pts/Poss	
09/08	at Atlanta	2	1	1	0	0	1	1	0	0	0	0	0	10	50.0	100.0	5.0	
09/15	at Denver	3	0	0	0	0	2	2	0	1	0	0	0	6	0.0	66.7	2.0	
09/22	L.A. Chargers	--	--	--	--	--	--	--	--	--	--	--	--	--	--	--	--	
09/29	at Indianapolis	--	--	--	--	--	--	--	--	--	--	--	--	--	--	--	--	
10/06	Dallas	--	--	--	--	--	--	--	--	--	--	--	--	--	--	--	--	
10/13	at Las Vegas	--	--	--	--	--	--	--	--	--	--	--	--	--	--	--	--	
10/20	N.Y. Jets	--	--	--	--	--	--	--	--	--	--	--	--	--	--	--	--	
10/28	N.Y. Giants	--	--	--	--	--	--	--	--	--	--	--	--	--	--	--	--	
11/10	at Washington	--	--	--	--	--	--	--	--	--	--	--	--	--	--	--	--	
11/17	Baltimore	--	--	--	--	--	--	--	--	--	--	--	--	--	--	--	--	
11/21	at Cleveland	--	--	--	--	--	--	--	--	--	--	--	--	--	--	--	--	
12/01	at Cincinnati	--	--	--	--	--	--	--	--	--	--	--	--	--	--	--	--	
12/08	Cleveland	--	--	--	--	--	--	--	--	--	--	--	--	--	--	--	--	
12/15	at Philadelphia	--	--	--	--	--	--	--	--	--	--	--	--	--	--	--	--	
12/21	at Baltimore	--	--	--	--	--	--	--	--	--	--	--	--	--	--	--	--	
12/25	Kansas City	--	--	--	--	--	--	--	--	--	--	--	--	--	--	--	--	
01/05	Cincinnati	--	--	--	--	--	--	--	--	--	--	--	--	--	--	--	--	
TOTALS		5	1	1	0	0	3	3	0	1	0	0	0	16	20.0	80.0	3.2	

Date	Opponent	STEELERS												OPPONENT											
		1ST DOWN			2ND DOWN			3RD DOWN			4TH DOWN			1ST DOWN			2ND DOWN			3RD DOWN			4TH DOWN		
		Att	Yds	Avg	Att	Yds	Avg	Att	Yds	Avg	Att	Yds	Avg	Att	Yds	Avg	Att	Yds	Avg	Att	Yds	Avg	Att	Yds	Avg
09/08	at Atlanta	25	126	5.0	23	98	4.3	17	46	2.7	1	0	0.0	24	163	6.8	16	22	1.4	9	31	3.4	1	10	10.0
09/15	at Denver	24	80	3.3	21	103	4.9	13	70	5.4	0	0	0.0	24	170	7.1	18	47	2.6	12	56	4.7	2	22	11.0
09/22	L.A. Chargers	--	--	--	--	--	--	--	--	--	--	--	--	--	--	--	--	--	--	--	--	--	--	--	--
09/29	at Indianapolis	--	--	--	--	--	--	--	--	--	--	--	--	--	--	--	--	--	--	--	--	--	--	--	--
10/06	Dallas	--	--	--	--	--	--	--	--	--	--	--	--	--	--	--	--	--	--	--	--	--	--	--	--
10/13	at Las Vegas	--	--	--	--	--	--	--	--	--	--	--	--	--	--	--	--	--	--	--	--	--	--	--	--
10/20	N.Y. Jets	--	--	--	--	--	--	--	--	--	--	--	--	--	--	--	--	--	--	--	--	--	--	--	--
10/28	N.Y. Giants	--	--	--	--	--	--	--	--	--	--	--	--	--	--	--	--	--	--	--	--	--	--	--	--
11/10	at Washington	--	--	--	--	--	--	--	--	--	--	--	--	--	--	--	--	--	--	--	--	--	--	--	--
11/17	Baltimore	--	--	--	--	--	--	--	--	--	--	--	--	--	--	--	--	--	--	--	--	--	--	--	--
11/21	at Cleveland	--	--	--	--	--	--	--	--	--	--	--	--	--	--	--	--	--	--	--	--	--	--	--	--
12/01	at Cincinnati	--	--	--	--	--	--	--	--	--	--	--	--	--	--	--	--	--	--	--	--	--	--	--	--
12/08	Cleveland	--	--	--	--	--	--	--	--	--	--	--	--	--	--	--	--	--	--	--	--	--	--	--	--
12/15	at Philadelphia	--	--	--	--	--	--	--	--	--	--	--	--	--	--	--	--	--	--	--	--	--	--	--	--
12/21	at Baltimore	--	--	--	--	--	--	--	--	--	--	--	--	--	--	--	--	--	--	--	--	--	--	--	--
12/25	Kansas City	--	--	--	--	--	--	--	--	--	--	--	--	--	--	--	--	--	--	--	--	--	--	--	--
01/05	Cincinnati	--	--	--	--	--	--	--	--	--	--	--	--	--	--	--	--	--	--	--	--	--	--	--	--
TOTALS		49	206	4.2	44	201	4.6	30	116	3.9	1	0	0.0	48	333	6.9	34	69	2.0	21	87	4.1	3	32	10.7

STEELERS												
Date	Opponent	3rd & 1	3rd & 2	3rd & 3	3rd & 4	3rd & 5	3rd & 6	3rd & 7	3rd & 8	3rd & 9	3rd & 10+	Total
09/08	at Atlanta	3 / 3	1 / 2	1 / 1	0 / 1	1 / 1	0 / 2	1 / 1	0 / 1	0 / 0	1 / 5	8 / 17
09/15	at Denver	0 / 0	0 / 0	0 / 1	1 / 2	2 / 3	0 / 0	0 / 0	0 / 1	0 / 1	1 / 5	4 / 13
09/22	L.A. Chargers	--	--	--	--	--	--	--	--	--	--	--
09/29	at Indianapolis	--	--	--	--	--	--	--	--	--	--	--
10/06	Dallas	--	--	--	--	--	--	--	--	--	--	--
10/13	at Las Vegas	--	--	--	--	--	--	--	--	--	--	--
10/20	N.Y. Jets	--	--	--	--	--	--	--	--	--	--	--
10/28	N.Y. Giants	--	--	--	--	--	--	--	--	--	--	--
11/10	at Washington	--	--	--	--	--	--	--	--	--	--	--
11/17	Baltimore	--	--	--	--	--	--	--	--	--	--	--
11/21	at Cleveland	--	--	--	--	--	--	--	--	--	--	--
12/01	at Cincinnati	--	--	--	--	--	--	--	--	--	--	--
12/08	Cleveland	--	--	--	--	--	--	--	--	--	--	--
12/15	at Philadelphia	--	--	--	--	--	--	--	--	--	--	--
12/21	at Baltimore	--	--	--	--	--	--	--	--	--	--	--
12/25	Kansas City	--	--	--	--	--	--	--	--	--	--	--
01/05	Cincinnati	--	--	--	--	--	--	--	--	--	--	--
TOTALS		3 / 3	1 / 2	1 / 2	1 / 3	3 / 4	0 / 2	1 / 1	0 / 2	0 / 1	2 / 10	12 / 30
		100.0%	50.0%	50.0%	33.3%	75.0%	0.0%	100.0%	0.0%	0.0%	20.0%	40.0%
		3RD & 1-3: 5 / 7 = 71.4%			3RD & 4-6: 4 / 9 = 44.4%			3RD & 7-10+: 3 / 14 = 21.4%				

OPPONENT												
Date	Opponent	3rd & 1	3rd & 2	3rd & 3	3rd & 4	3rd & 5	3rd & 6	3rd & 7	3rd & 8	3rd & 9	3rd & 10+	Total
09/08	at Atlanta	0 / 0	0 / 1	0 / 1	1 / 1	0 / 0	1 / 1	0 / 0	0 / 0	0 / 0	0 / 5	2 / 9
09/15	at Denver	0 / 1	0 / 1	1 / 1	0 / 0	0 / 1	0 / 2	1 / 1	0 / 1	0 / 0	0 / 4	2 / 12
09/22	L.A. Chargers	--	--	--	--	--	--	--	--	--	--	--
09/29	at Indianapolis	--	--	--	--	--	--	--	--	--	--	--
10/06	Dallas	--	--	--	--	--	--	--	--	--	--	--
10/13	at Las Vegas	--	--	--	--	--	--	--	--	--	--	--
10/20	N.Y. Jets	--	--	--	--	--	--	--	--	--	--	--
10/28	N.Y. Giants	--	--	--	--	--	--	--	--	--	--	--
11/10	at Washington	--	--	--	--	--	--	--	--	--	--	--
11/17	Baltimore	--	--	--	--	--	--	--	--	--	--	--
11/21	at Cleveland	--	--	--	--	--	--	--	--	--	--	--
12/01	at Cincinnati	--	--	--	--	--	--	--	--	--	--	--
12/08	Cleveland	--	--	--	--	--	--	--	--	--	--	--
12/15	at Philadelphia	--	--	--	--	--	--	--	--	--	--	--
12/21	at Baltimore	--	--	--	--	--	--	--	--	--	--	--
12/25	Kansas City	--	--	--	--	--	--	--	--	--	--	--
01/05	Cincinnati	--	--	--	--	--	--	--	--	--	--	--
TOTALS		0 / 1	0 / 2	1 / 2	1 / 1	0 / 1	1 / 3	1 / 1	0 / 1	0 / 0	0 / 9	4 / 21
		0.0%	0.0%	50.0%	100.0%	0.0%	33.3%	100.0%	0.0%	0.0%	0.0%	19.0%
		3RD & 1-3: 1 / 5 = 20.0%			3RD & 4-6: 2 / 5 = 40.0%			3RD & 7-10+: 1 / 11 = 9.1%				

Date	Opponent	STEELERS						OPPONENT						
		4th & 1	4th & 2	4th & 3	4th & 4	4th & 5+	Total	4th & 1	4th & 2	4th & 3	4th & 4	4th & 5+	Total	
09/08	at Atlanta	0 / 1	0 / 0	0 / 0	0 / 0	0 / 0	0 / 1	1 / 1	0 / 0	0 / 0	0 / 0	0 / 0	0 / 0	1 / 1
09/15	at Denver	0 / 0	0 / 0	0 / 0	0 / 0	0 / 0	0 / 0	0 / 0	0 / 0	0 / 0	0 / 0	0 / 0	1 / 2	1 / 2
09/22	L.A. Chargers	--	--	--	--	--	--	--	--	--	--	--	--	--
09/29	at Indianapolis	--	--	--	--	--	--	--	--	--	--	--	--	--
10/06	Dallas	--	--	--	--	--	--	--	--	--	--	--	--	--
10/13	at Las Vegas	--	--	--	--	--	--	--	--	--	--	--	--	--
10/20	N.Y. Jets	--	--	--	--	--	--	--	--	--	--	--	--	--
10/28	N.Y. Giants	--	--	--	--	--	--	--	--	--	--	--	--	--
11/10	at Washington	--	--	--	--	--	--	--	--	--	--	--	--	--
11/17	Baltimore	--	--	--	--	--	--	--	--	--	--	--	--	--
11/21	at Cleveland	--	--	--	--	--	--	--	--	--	--	--	--	--
12/01	at Cincinnati	--	--	--	--	--	--	--	--	--	--	--	--	--
12/08	Cleveland	--	--	--	--	--	--	--	--	--	--	--	--	--
12/15	at Philadelphia	--	--	--	--	--	--	--	--	--	--	--	--	--
12/21	at Baltimore	--	--	--	--	--	--	--	--	--	--	--	--	--
12/25	Kansas City	--	--	--	--	--	--	--	--	--	--	--	--	--
01/05	Cincinnati	--	--	--	--	--	--	--	--	--	--	--	--	--
TOTALS		0 / 1	0 / 0	0 / 0	0 / 0	0 / 0	0 / 1	1 / 1	0 / 0	0 / 0	0 / 0	0 / 0	1 / 2	2 / 3
		0.0%	0.0%	0.0%	0.0%	0.0%	0.0%	100.0%	0.0%	0.0%	0.0%	0.0%	50.0%	66.7%

SEPTEMBER 8, 2024
 STEELERS @ ATLANTA FALCONS
 W 18-10

TOP TACKLERS		SACKS		INTS		FORCED FUMBLES		RECOVERED FUMBLES	
PLAYER	NO.	PLAYER	NO.	PLAYER	NO.	PLAYER	NO.	PLAYER	NO.
M. Fitzpatrick	7	M. Adams Sr.	1.0	D. Elliott	1			T. Watt	1
A. Highsmith	5	T. Watt	1.0	D. Jackson	1				
D. Elliott	4								
C. Heyward	4								
T. Watt	4								
M. Adams Sr.	3								
B. Bishop Jr.	3								
D. Kazez	3								
L. Ogunjobi	3								
J. Porter Jr.	3								
P. Wilson	3								
K. Benton	2								
D. Jackson	2								
P. Queen	2								
N. Herbig	1								

SEPTEMBER 15, 2024
 STEELERS @ DENVER BRONCOS
 W 13-6

TOP TACKLERS		SACKS		INTS		FORCED FUMBLES		RECOVERED FUMBLES	
PLAYER	NO.	PLAYER	NO.	PLAYER	NO.	PLAYER	NO.	PLAYER	NO.
D. Elliott	9	A. Highsmith	1.0	D. Kazez	1				
M. Fitzpatrick	7	T. Watt	1.0	C. Trice Jr.	1				
A. Highsmith	4								
D. Kazez	4								
P. Queen	4								
K. Benton	3								
C. Heyward	3								
D. Jackson	3								
T. Watt	3								
M. Adams Sr.	2								
I. Loudermilk	2								
L. Ogunjobi	2								
J. Porter Jr.	2								
E. Roberts	2								
C. Trice Jr.	2								
B. Bishop Jr.	1								
D. Leal	1								

DATE	OPPONENT	TT	SOLO	ASST	SACKS	SACK YDS	INTS	INT YDS	PD	DTD	DS	TFL	QBH	FF	FR
9/8	at Atlanta	49	32	17	2	18.0	2	49.0	5	0	0	3	7	0	1
9/15	at Denver	54	34	20	2	15.0	2	5.0	6	0	0	6	7	0	0
9/22	L.A. Chargers	--	--	--	--	--	--	--	--	--	--	--	--	--	--
9/29	at Indianapolis	--	--	--	--	--	--	--	--	--	--	--	--	--	--
10/6	Dallas	--	--	--	--	--	--	--	--	--	--	--	--	--	--
10/13	at Las Vegas	--	--	--	--	--	--	--	--	--	--	--	--	--	--
10/20	N.Y. Jets	--	--	--	--	--	--	--	--	--	--	--	--	--	--
10/28	N.Y. Giants	--	--	--	--	--	--	--	--	--	--	--	--	--	--
11/10	at Washington	--	--	--	--	--	--	--	--	--	--	--	--	--	--
11/17	Baltimore	--	--	--	--	--	--	--	--	--	--	--	--	--	--
11/21	at Cleveland	--	--	--	--	--	--	--	--	--	--	--	--	--	--
12/1	at Cincinnati	--	--	--	--	--	--	--	--	--	--	--	--	--	--
12/8	Cleveland	--	--	--	--	--	--	--	--	--	--	--	--	--	--
12/15	at Philadelphia	--	--	--	--	--	--	--	--	--	--	--	--	--	--
12/21	at Baltimore	--	--	--	--	--	--	--	--	--	--	--	--	--	--
12/25	Kansas City	--	--	--	--	--	--	--	--	--	--	--	--	--	--
1/5	Cincinnati	--	--	--	--	--	--	--	--	--	--	--	--	--	--
2024 TOTALS		103	66	37	4	33.0	4	54.0	11	0	0	9	14	0	1

AMERICAN FOOTBALL CONFERENCE						
	OFFENSE			DEFENSE		
	TOTAL	RUSH	PASS	TOTAL	RUSH	PASS
Baltimore Ravens	*1	3	2	10	*1	16
Buffalo Bills	8	9	10	11	11	8
Cincinnati Bengals	11 T	15	6	7	14	2
Cleveland Browns	14	12	12	9	8	9
Denver Broncos	15	14	8	6	12	3
Houston Texans	3	4	4	3	5	7
Indianapolis Colts	5	8	7	16	16	6
Jacksonville Jaguars	9	7	11	12	7	14
Kansas City Chiefs	6	10	5	15	10	15
Las Vegas Raiders	10	16	3	13	15	11
Los Angeles Chargers	4	*1	14	2	4	5
Miami Dolphins	2	11	*1	4	9	4
New England Patriots	7	2	15	8	2	13
New York Jets	13	13	9	14	13	12
Pittsburgh Steelers	16	5	16	5	3	10
Tennessee Titans	11 T	6	13	*1	6	*1

NATIONAL FOOTBALL CONFERENCE						
	OFFENSE			DEFENSE		
	TOTAL	RUSH	PASS	TOTAL	RUSH	PASS
Arizona Cardinals	6	3	10	4	4	7
Atlanta Falcons	12	9	13	6	13	2
Carolina Panthers	16	15	15	11	16	3
Chicago Bears	15	14	16	3	6	4
Dallas Cowboys	11	13	6	8	9	5
Detroit Lions	*1	6	*1	5	2	9
Green Bay Packers	4	*1	11	13	10 T	14
Los Angeles Rams	10	16	3	16	15	12
Minnesota Vikings	8	8	5	7	3	13
New Orleans Saints	2	2	8	2	*1	8
New York Giants	14	10	14	12	14	6
Philadelphia Eagles	5	5	7	15	12	15
San Francisco 49ers	3	7	2	9	5	10 T
Seattle Seahawks	9	11	4	*1	10 T	*1
Tampa Bay Buccaneers	13	12	9	14	8	16
Washington Commanders	7	4	12	10	7	10 T

NATIONAL FOOTBALL LEAGUE						
	OFFENSE			DEFENSE		
	TOTAL	RUSH	PASS	TOTAL	RUSH	PASS
Arizona Cardinals	7	4 T	15	13	9	19
Atlanta Falcons	18	17	20	17	27	7
Baltimore Ravens	*1	7	4	15	*1	32
Buffalo Bills	21	18	23	16	18	12
Carolina Panthers	32	29	31	25	31	9
Chicago Bears	31	28	32	8	13	11
Cincinnati Bengals	24 T	30	16	10	26	2 T
Cleveland Browns	28	21	26	12	14	13
Dallas Cowboys	17	25	9	19	20	16
Denver Broncos	29	27	21	9	23	4
Detroit Lions	2	9	2	14	4 T	21
Green Bay Packers	5	*1	18	27	21 T	26
Houston Texans	9	10	12	3	7	10
Indianapolis Colts	14	16	17	31	32	8
Jacksonville Jaguars	22	15	25	22	11	30
Kansas City Chiefs	15	19	14	29	17	31
Las Vegas Raiders	23	32	7 T	23	29	15
Los Angeles Chargers	12	2	28	2	6	6
Los Angeles Rams	16	31	5	32	30	24
Miami Dolphins	8	20	*1	4	15	5
Minnesota Vikings	11	14	7 T	18	8	25
New England Patriots	20	4 T	29	11	2	27
New Orleans Saints	3	3	11	7	3	20
New York Giants	24 T	22	24	26	28	18
New York Jets	27	26	22	24	24	17
Philadelphia Eagles	6	8	10	30	25	28
Pittsburgh Steelers	30	12	30	5	4 T	14
San Francisco 49ers	4	11	3	20	12	22 T
Seattle Seahawks	13	23	6	6	21 T	2 T
Tampa Bay Buccaneers	19	24	13	28	19	29
Tennessee Titans	24 T	13	27	*1	10	*1
Washington Commanders	10	6	19	21	16	22 T

* = NFL leader | T = Tied for position

NFL								
DATE	OPPONENT	OFFENSE				DEFENSE		
		TOTAL RUSH	PASS	*POINTS SCORED	TOTAL RUSH	PASS	*POINTS SCORED	
09/08	at Atlanta	1-20	13	28	23	4	10	1-7
09/15	at Denver	30	12	30	26	5	1-4	14
09/22	L.A. Chargers	--	--	--	--	--	--	--
09/29	@ Indianapolis	--	--	--	--	--	--	--
10/06	Dallas	--	--	--	--	--	--	--
10/13	@ Las Vegas	--	--	--	--	--	--	--
10/20	N.Y. Jets	--	--	--	--	--	--	--
10/28	N.Y. Giants	--	--	--	--	--	--	--
	[bye]	--	--	--	--	--	--	--
11/17	Baltimore	--	--	--	--	--	--	--
11/21	@ Cleveland	--	--	--	--	--	--	--
12/01	@ Cincinnati	--	--	--	--	--	--	--
12/08	Cleveland	--	--	--	--	--	--	--
12/15	@ Philadelphia	--	--	--	--	--	--	--
12/21	@ Baltimore	--	--	--	--	--	--	--
12/25	Kansas City	--	--	--	--	--	--	--
01/05	Cincinnati	--	--	--	--	--	--	--

*Points per game

AFC								
DATE	OPPONENT	OFFENSE				DEFENSE		
		TOTAL RUSH	PASS	*POINTS SCORED	TOTAL RUSH	PASS	*POINTS SCORED	
09/08	at Atlanta	10	6	13	10	5	6	3
09/15	at Denver	16	5	16	13	5	3	10
09/22	L.A. Chargers	--	--	--	--	--	--	--
09/29	@ Indianapolis	--	--	--	--	--	--	--
10/06	Dallas	--	--	--	--	--	--	--
10/13	@ Las Vegas	--	--	--	--	--	--	--
10/20	N.Y. Jets	--	--	--	--	--	--	--
10/28	N.Y. Giants	--	--	--	--	--	--	--
	[bye]	--	--	--	--	--	--	--
11/17	Baltimore	--	--	--	--	--	--	--
11/21	@ Cleveland	--	--	--	--	--	--	--
12/01	@ Cincinnati	--	--	--	--	--	--	--
12/08	Cleveland	--	--	--	--	--	--	--
12/15	@ Philadelphia	--	--	--	--	--	--	--
12/21	@ Baltimore	--	--	--	--	--	--	--
12/25	Kansas City	--	--	--	--	--	--	--
01/05	Cincinnati	--	--	--	--	--	--	--

	09/08	09/15	09/22	09/29	10/06	10/13	10/20	10/28	11/10	11/17	11/21	12/01	12/08	12/15	12/21	12/25	01/05	Totals
	@ ATL	@ DEN	LAC	@ IND	DAL	@ LV	NYJ	NYG	@ WAS	BAL	@ CLE	@ CIN	CLE	@ PHI	@ BAL	KC	CIN	
FIRST DOWNS																		
Total	16	16																32
Rushing	9	4																13
Passing	6	7																13
Penalty	1	5																6
THIRD DOWNS																		
Attempts	17	13																30
Converted	8	4																12
Percentage	47.1%	30.8%																40.0%
FOURTH DOWNS																		
Attempts	1	0																1
Converted	0	0																0
Percentage	0.0%	0																0.0%
TOT. OFFENSE																		
Net Yards	270	251																521
Plays	66	58																124
Avg./Play	4.1	4.3																4.2
RUSHING																		
Net Yards	137	141																278
Rush. Att.	41	36																77
Avg./Att.	3.3	3.9																3.6
PASSING																		
Net Yards	133	110																243
Attempts	23	20																43
Completions	17	13																30
Intercepted	0	0																0
Gross Yards	156	117																273
Sacked	2.0	2.0																4.0
Yards Lost	23	7																30
ADVANCES																		
Rushes	41	36																77
Completions	17	13																30
Totals	58	49																107
Total Drives	10	11																21
PENALTIES																		
Number	9	10																19
Yards	60	78																138
FUMBLES																		
Number	1	1																2
Lost	0	0																0
PUNTING																		
Yards	146	424																570
Punts	3	8																11
Net Avg.	39.3	43.0																42.0
Gross Avg.	48.7	53.0																51.8
SCORING																		
Points	18	13																31
Q1	3	7																10
Q2	6	3																9
Q3	6	3																9
Q4	3	0																3
OT	0	0																0
TD Rushing	0	0																0
TD Passing	0	1																1
TD KO Returns	0	0																0
TD Punt Returns	0	0																0
TD Sp. Teams	0	0																0
TD Def. Returns	0	0																0
FG Attempts	6	2																8
FG Made	6	2																8
Safety	0	0																0
2-Pt Attempts	0	0																0
2-Pt Made	0	0																0
Time of Possession	35:36	32:19																67:55

	09/08	09/15	09/22	09/29	10/06	10/13	10/20	10/28	11/10	11/17	11/21	12/01	12/08	12/15	12/21	12/25	01/05	Totals	
	@	@	LAC	@	DAL	@	LV	NYJ	NYG	@	BAL	@	CIN	CLE	@	BAL	KC	CIN	Totals
	ATL	DEN		IND					WAS		CLE	CIN	CLE	PHI	BAL				Totals
FIRST DOWNS																			
Total	15	13																	28
Rushing	6	5																	11
Passing	8	8																	16
Penalty	1	0																	1
THIRD DOWNS																			
Attempts	9	12																	21
Converted	2	2																	4
Percentage	22.2%	16.7%																	19.0%
FOURTH DOWNS																			
Attempts	1	2																	3
Converted	1	1																	2
Percentage	100.0%	50.0%																	66.7%
TOT. OFFENSE																			
Net Yards	226	295																	521
Plays	50	56																	106
Avg./Play	4.5	5.3																	4.9
RUSHING																			
Net Yards	89	64																	153
Rush. Att.	22	19																	41
Avg./Att.	4.0	3.4																	3.7
PASSING																			
Net Yards	137	231																	368
Attempts	26	35																	61
Completions	16	20																	36
Intercepted	2	2																	4
Gross Yards	155	246																	401
Sacked	2.0	2.0																	4.0
Yards Lost	18	15																	33
ADVANCES																			
Rushes	22	19																	41
Completions	16	20																	36
Totals	38	39																	77
Total Drives	10	11																	21
PENALTIES																			
Number	5	9																	14
Yards	34	124																	158
FUMBLES																			
Number	1	0																	1
Lost	1	0																	1
PUNTING																			
Yards	210	315																	525
Punts	4	6																	10
Net Avg.	40.8	48.0																	45.1
Gross Avg.	52.5	52.5																	52.5
SCORING																			
Points	10	6																	16
Q1	3	0																	3
Q2	7	0																	7
Q3	0	0																	0
Q4	0	6																	6
OT	0	0																	0
TD Rushing	0	0																	0
TD Passing	1	0																	1
TD KO Returns	0	0																	0
TD Punt Returns	0	0																	0
TD Sp. Teams	0	0																	0
TD Def. Returns	0	0																	0
FG Attempts	1	2																	3
FG Made	1	2																	3
Safety	0	0																	0
2-Pt Attempts	0	0																	0
2-Pt Made	0	0																	0
Time of Possession	24:24	27:41																	52:05

2024 REGULAR SEASON - DEFENSIVE TAKEAWAYS						
DATE	OPPONENT	TAKEAWAY	QTR.	SCORE	YD-LINE	RESULT
09/08	at Atlanta	D. Elliott INT (K. Cousins)	1	3-3	PIT-49	FG
		T. Watt FR (D. Dalman fumble)	3	9-10	PIT-38	FG
		D. Jackson INT (K. Cousins)	4	15-10	PIT-33	FG
09/15	at Denver	C. Trice Jr. INT (B. Nix: touchback)	3	10-0	PIT(-8)	FG
		D. Kazee INT (B. Nix)	4	13-6	PIT-40	EOG
09/22	--	--	--	--	--	--
09/29	--	--	--	--	--	--
10/06	--	--	--	--	--	--
10/13	--	--	--	--	--	--
10/20	--	--	--	--	--	--
10/28	--	--	--	--	--	--
11/10	--	--	--	--	--	--
11/17	--	--	--	--	--	--
11/21	--	--	--	--	--	--
12/01	--	--	--	--	--	--
12/08	--	--	--	--	--	--
12/15	--	--	--	--	--	--
12/21	--	--	--	--	--	--
12/25	--	--	--	--	--	--
01/05	--	--	--	--	--	--

2024 REGULAR SEASON - OFFENSIVE GIVEAWAYS						
DATE	OPPONENT	TAKEAWAY	QTR.	SCORE	YD-LINE	RESULT
09/08	at Atlanta	None				
09/15	at Denver	None				
09/22	--	--	--	--	--	--
09/29	--	--	--	--	--	--
10/06	--	--	--	--	--	--
10/13	--	--	--	--	--	--
10/20	--	--	--	--	--	--
10/28	--	--	--	--	--	--
11/10	--	--	--	--	--	--
11/17	--	--	--	--	--	--
11/21	--	--	--	--	--	--
12/01	--	--	--	--	--	--
12/08	--	--	--	--	--	--
12/15	--	--	--	--	--	--
12/21	--	--	--	--	--	--
12/25	--	--	--	--	--	--
01/05	--	--	--	--	--	--

2024 REGULAR SEASON - TURNOVERS		
Offense:	0 Giveaways 0 Points (0 TD, 0 FG)	Ratio +5 (5 takes, 0 gives)
Defense:	5 Takeaways 12 Points (0 TD, 4 FG)	
Special Teams:	0 Giveaways 0 Points (0 TD, 0 FG)	Points Off Turnovers Ratio +12 (12 scored, 0 allowed)
	0 Takeaways 0 Points (0 TD, 0 FG)	

DATE	OPPONENT	FORCED TURNOVERS			TURNOVERS CONVERTED				OUTCOME		
		FUM	INTS	TOTAL	TD	FG	PTS.	PTS. PCT.	TD PCT.	NET DIFF.	RESULT
09/08	Pittsburgh	1	2	3	0	3	9	100.0	0.0	+3	W
	at Atlanta	0	0	0	0	0	0	0.0	0.0	-3	L
09/15	Pittsburgh	0	2	2	0	1	3	50.0	0.0	+2	W
	at Denver	0	0	0	0	0	0	0.0	0.0	-2	L
09/22		--	--	--	--	--	--	--	--	--	--
09/29		--	--	--	--	--	--	--	--	--	--
10/06		--	--	--	--	--	--	--	--	--	--
10/13		--	--	--	--	--	--	--	--	--	--
10/20		--	--	--	--	--	--	--	--	--	--
10/28		--	--	--	--	--	--	--	--	--	--
11/10		--	--	--	--	--	--	--	--	--	--
11/17		--	--	--	--	--	--	--	--	--	--
11/21		--	--	--	--	--	--	--	--	--	--
12/01		--	--	--	--	--	--	--	--	--	--
12/08		--	--	--	--	--	--	--	--	--	--
12/15		--	--	--	--	--	--	--	--	--	--
12/21		--	--	--	--	--	--	--	--	--	--
12/25		--	--	--	--	--	--	--	--	--	--
01/05		--	--	--	--	--	--	--	--	--	--
	STEELERS	1	4	5	0	4	12	80.0	0.0	+5	2-0
	OPPONENTS	0	0	0	0	0	0	0.0	0.0	-5	0-2

PASSING:		KYLE ALLEN												
DATE	OPP.	ATT	CMP	YDS	CMP%	Y/A	Y/C	TD	TD%	INT	INT%	LG	SK/YD	RATE
09/08	at Atlanta													
09/15	at Denver													
09/22	L.A. Chargers													
09/29	at Indianapolis													
10/06	Dallas													
10/13	at Las Vegas													
10/20	N.Y. Jets													
10/28	N.Y. Giants													
11/10	at Washington													
11/17	Baltimore													
11/21	at Cleveland													
12/01	at Cincinnati													
12/08	Cleveland													
12/15	at Philadelphia													
12/21	at Baltimore													
12/25	Kansas City													
01/05	Cincinnati													
TOTALS		0	0	0	0.0%	0.0	0.0	0	0.0%	0	0.0%	--	0/0	0.0

PASSING:		JUSTIN FIELDS												
DATE	OPP.	ATT	CMP	YDS	CMP%	Y/A	Y/C	TD	TD%	INT	INT%	LG	SK/YD	RATE
09/08	at Atlanta	23	17	156	73.9%	6.8	9.2	0	0.0%	0	0.0%	40	2/23	91.9
09/15	at Denver	20	13	117	65.0%	5.9	9.0	1	5.0%	0	0.0%	16	2/7	97.3
09/22	L.A. Chargers													
09/29	at Indianapolis													
10/06	Dallas													
10/13	at Las Vegas													
10/20	N.Y. Jets													
10/28	N.Y. Giants													
11/10	at Washington													
11/17	Baltimore													
11/21	at Cleveland													
12/01	at Cincinnati													
12/08	Cleveland													
12/15	at Philadelphia													
12/21	at Baltimore													
12/25	Kansas City													
01/05	Cincinnati													
TOTALS		43	30	273	69.8%	6.3	9.1	1	2.3%	0	0.0%	40	4/30	94.4

PASSING:		RUSSELL WILSON												
DATE	OPP.	ATT	CMP	YDS	CMP%	Y/A	Y/C	TD	TD%	INT	INT%	LG	SK/YD	RATE
09/08	at Atlanta													
09/15	at Denver													
09/22	L.A. Chargers													
09/29	at Indianapolis													
10/06	Dallas													
10/13	at Las Vegas													
10/20	N.Y. Jets													
10/28	N.Y. Giants													
11/10	at Washington													
11/17	Baltimore													
11/21	at Cleveland													
12/01	at Cincinnati													
12/08	Cleveland													
12/15	at Philadelphia													
12/21	at Baltimore													
12/25	Kansas City													
01/05	Cincinnati													
TOTALS		0	0	0	0.0%	0.0	0.0	0	0.0%	0	0.0%	--	0/0	0.0

RUSHING:		JUSTIN FIELDS					NAJEE HARRIS					CORDARRELLE PATTERSON				
DATE	OPP.	NO.	YDS	AVG	LG	TD	NO.	YDS	AVG	LG	TD	NO.	YDS	AVG	LG	TD
09/08	at Atlanta	14	57	4.1	12	0	20	70	3.5	20	0	4	13	3.3	5	0
09/15	at Denver	8	27	3.4	16	0	17	69	4.1	11	0	2	3	1.5	3	0
09/22	L.A. Chargers															
09/29	at Indianapolis															
10/06	Dallas															
10/13	at Las Vegas															
10/20	N.Y. Jets															
10/28	N.Y. Giants															
11/10	at Washington															
11/17	Baltimore															
11/21	at Cleveland															
12/01	at Cincinnati															
12/08	Cleveland															
12/15	at Philadelphia															
12/21	at Baltimore															
12/25	Kansas City															
01/05	Cincinnati															
TOTALS		22	84	3.8	16	0	37	139	3.8	20	0	6	16	2.7	5	0

RUSHING:		GEORGE PICKENS					JAYLEN WARREN				
DATE	OPP.	NO.	YDS	AVG	LG	TD	NO.	YDS	AVG	LG	TD
09/08	at Atlanta	1	-10	-10.0	-10	0	2	7	3.5	8	0
09/15	at Denver	0	0	0.0	--	0	9	42	4.7	11	0
09/22	L.A. Chargers										
09/29	at Indianapolis										
10/06	Dallas										
10/13	at Las Vegas										
10/20	N.Y. Jets										
10/28	N.Y. Giants										
11/10	at Washington										
11/17	Baltimore										
11/21	at Cleveland										
12/01	at Cincinnati										
12/08	Cleveland										
12/15	at Philadelphia										
12/21	at Baltimore										
12/25	Kansas City										
01/05	Cincinnati										
TOTALS		1	-10	-10.0	-10	0	11	49	4.5	11	0

RECEIVING:		CALVIN AUSTIN III					PAT FREIERMUTH					NAJEE HARRIS				
DATE	OPP.	NO.	YDS	AVG	LG	TD	NO.	YDS	AVG	LG	TD	NO.	YDS	AVG	LG	TD
09/08	at Atlanta	1	7	7.0	7	0	4	27	6.8	10	0	1	9	9.0	9	0
09/15	at Denver	1	6	6.0	6	0	4	39	9.8	14	0	1	5	5.0	5	0
09/22	L.A. Chargers															
09/29	at Indianapolis															
10/06	Dallas															
10/13	at Las Vegas															
10/20	N.Y. Jets															
10/28	N.Y. Giants															
11/10	at Washington															
11/17	Baltimore															
11/21	at Cleveland															
12/01	at Cincinnati															
12/08	Cleveland															
12/15	at Philadelphia															
12/21	at Baltimore															
12/25	Kansas City															
01/05	Cincinnati															
TOTALS		2	13	6.5	7	0	8	66	8.3	14	0	2	14	7.0	9	0

RECEIVING:		VAN JEFFERSON					GEORGE PICKENS					MYCOLE PRUITT				
DATE	OPP.	NO.	YDS	AVG	LG	TD	NO.	YDS	AVG	LG	TD	NO.	YDS	AVG	LG	TD
09/08	at Atlanta	1	1	1.0	1	0	6	85	14.2	40	0	1	9	9.0	9	0
09/15	at Denver	2	14	7.0	12	0	2	29	14.5	16	0	0	0	0.0	--	0
09/22	L.A. Chargers															
09/29	at Indianapolis															
10/06	Dallas															
10/13	at Las Vegas															
10/20	N.Y. Jets															
10/28	N.Y. Giants															
11/10	at Washington															
11/17	Baltimore															
11/21	at Cleveland															
12/01	at Cincinnati															
12/08	Cleveland															
12/15	at Philadelphia															
12/21	at Baltimore															
12/25	Kansas City															
01/05	Cincinnati															
TOTALS		3	15	5.0	12	0	8	114	14.3	40	0	1	9	9.0	9	0

RECEIVING:		JAYLEN WARREN					DARNELL WASHINGTON				
DATE	OPP.	NO.	YDS	AVG	LG	TD	NO.	YDS	AVG	LG	TD
09/08	at Atlanta	2	13	6.5	9	0	1	5	5.0	5	0
09/15	at Denver	2	19	9.5	12	0	1	5	5.0	5t	1
09/22	L.A. Chargers										
09/29	at Indianapolis										
10/06	Dallas										
10/13	at Las Vegas										
10/20	N.Y. Jets										
10/28	N.Y. Giants										
11/10	at Washington										
11/17	Baltimore										
11/21	at Cleveland										
12/01	at Cincinnati										
12/08	Cleveland										
12/15	at Philadelphia										
12/21	at Baltimore										
12/25	Kansas City										
01/05	Cincinnati										
TOTALS		4	32	8.0	12	0	2	10	5.0	5t	1

DATE	OPP.	LARRY OGUNJOBI								JOEY PORTER JR.								PATRICK QUEEN																				
		S	A	TK	TFL	TFLY	SK	SKY	INT	FR	FF	PR	PD	S	A	TK	TFL	TFLY	SK	SKY	INT	FR	FF	PR	PD	S	A	TK	TFL	TFLY	SK	SKY	INT	FR	FF	PR	PD	
09/08	at Atlanta	1	2	3	0	0	0.0	0.0	0	0	0	2	0	2	1	3	0	0	0.0	0.0	0	0	0	0	0	2	0	2	0	0	0.0	0.0	0	0	0	0	0	0
09/15	at Denver	1	1	2	0	0	0.0	0.0	0	0	0	0	0	1	1	2	0	0	0.0	0.0	0	0	0	0	1	3	1	4	0	0	0.0	0.0	0	0	0	0	0	1
09/22	L.A. Chargers																																					
09/29	at Indianapolis																																					
10/06	Dallas																																					
10/13	at Las Vegas																																					
10/20	N.Y. Jets																																					
10/28	N.Y. Giants																																					
11/10	at Washington																																					
11/17	Baltimore																																					
11/21	at Cleveland																																					
12/01	at Cincinnati																																					
12/08	Cleveland																																					
12/15	at Philadelphia																																					
12/21	at Baltimore																																					
12/25	Kansas City																																					
01/05	Cincinnati																																					
TOTALS		2	3	5	0	0	0.0	0.0	0	0	0	2	0	3	2	5	0	0	0.0	0.0	0	0	0	0	1	5	1	6	0	0	0.0	0.0	0	0	0	0	1	

DATE	OPP.	ELANDON ROBERTS												CORY TRICE JR.												T. J. WATT												
		S	A	TK	TFL	TFLY	SK	SKY	INT	FR	FF	PR	PD	S	A	TK	TFL	TFLY	SK	SKY	INT	FR	FF	PR	PD	S	A	TK	TFL	TFLY	SK	SKY	INT	FR	FF	PR	PD	
09/08	at Atlanta	0	0	0	0	0	0.0	0.0	0	0	0	0	0	0	0	0	0	0	0.0	0.0	0	0	0	0	0	2	2	4	2	12	1.0	9.0	0	1	0	3	0	
09/15	at Denver	2	0	2	0	0	0.0	0.0	0	0	0	0	0	2	0	2	0	0	0.0	0.0	1	0	0	0	1	2	1	3	2	11	1.0	8.0	0	0	0	2	1	
09/22	L.A. Chargers																																					
09/29	at Indianapolis																																					
10/06	Dallas																																					
10/13	at Las Vegas																																					
10/20	N.Y. Jets																																					
10/28	N.Y. Giants																																					
11/10	at Washington																																					
11/17	Baltimore																																					
11/21	at Cleveland																																					
12/01	at Cincinnati																																					
12/08	Cleveland																																					
12/15	at Philadelphia																																					
12/21	at Baltimore																																					
12/25	Kansas City																																					
01/05	Cincinnati																																					
TOTALS		2	0	2	0	0	0.0	0.0	0	0	0	0	0	2	0	2	0	0	0.0	0.0	1	0	0	0	1	4	3	7	4	23	2.0	17.0	0	1	0	5	1	

DATE	OPP.	PAYTON WILSON											
		S	A	TK	TFL	TFLY	SK	SKY	INT	FR	FF	PR	PD
09/08	at Atlanta	3	0	3	0	0	0.0	0.0	0	0	0	0	0
09/15	at Denver	0	0	0	0	0	0.0	0.0	0	0	0	0	0
09/22	L.A. Chargers												
09/29	at Indianapolis												
10/06	Dallas												
10/13	at Las Vegas												
10/20	N.Y. Jets												
10/28	N.Y. Giants												
11/10	at Washington												
11/17	Baltimore												
11/21	at Cleveland												
12/01	at Cincinnati												
12/08	Cleveland												
12/15	at Philadelphia												
12/21	at Baltimore												
12/25	Kansas City												
01/05	Cincinnati												
TOTALS		3	0	3	0	0	0.0	0.0	0	0	0	0	0

FUMBLE RETURNS:		T.J. WATT				
DATE	OPP.	NO.	YDS	AVG	LG	TD
09/08	at Atlanta	1	0	0.0	--	0
09/15	at Denver	0	0	0.0	--	0
09/22	L.A. Chargers					
09/29	at Indianapolis					
10/06	Dallas					
10/13	at Las Vegas					
10/20	N.Y. Jets					
10/28	N.Y. Giants					
11/10	at Washington					
11/17	Baltimore					
11/21	at Cleveland					
12/01	at Cincinnati					
12/08	Cleveland					
12/15	at Philadelphia					
12/21	at Baltimore					
12/25	Kansas City					
01/05	Cincinnati					
TOTALS		1	0	0.0	--	0

INTERCEPTION RETURNS:		DESHON ELLIOTT					DONTE JACKSON					DAMONTAE KAZEE					CORY TRICE JR.				
DATE	OPP.	NO.	YDS	AVG	LG	TD	NO.	YDS	AVG	LG	TD	NO.	YDS	AVG	LG	TD	NO.	YDS	AVG	LG	TD
09/08	at Atlanta	1	0	0.0	--	0	1	49	49.0	49	0	0	0	0.0	--	0	0	0	0.0	--	0
09/15	at Denver	0	0	0.0	--	0	0	0	0.0	--	0	1	5	5.0	5	0	1	0	0.0	--	0
09/22	L.A. Chargers																				
09/29	at Indianapolis																				
10/06	Dallas																				
10/13	at Las Vegas																				
10/20	N.Y. Jets																				
10/28	N.Y. Giants																				
11/10	at Washington																				
11/17	Baltimore																				
11/21	at Cleveland																				
12/01	at Cincinnati																				
12/08	Cleveland																				
12/15	at Philadelphia																				
12/21	at Baltimore																				
12/25	Kansas City																				
01/05	Cincinnati																				
TOTALS		1	0	0.0	--	0	1	49	49.0	49	0	1	5	5.0	5	0	1	0	0.0	--	0

DATE	OPP.	BEANIE BISHOP JR.			DEMARVIN LEAL			TYLER MATAKEVICH			SCOTTY MILLER		
		TKL	AST	TOT	TKL	AST	TOT	TKL	AST	TOT	TKL	AST	TOT
09/08	at Atlanta	1	0	1	1	0	1	1	0	1	1	0	1
09/15	at Denver	0	0	0	0	0	0	1	0	1	0	0	0
09/22	L.A. Chargers												
09/29	at Indianapolis												
10/06	Dallas												
10/13	at Las Vegas												
10/20	N.Y. Jets												
10/28	N.Y. Giants												
11/10	at Washington												
11/17	Baltimore												
11/21	at Cleveland												
12/01	at Cincinnati												
12/08	Cleveland												
12/15	at Philadelphia												
12/21	at Baltimore												
12/25	Kansas City												
01/05	Cincinnati												
TOTALS		1	0	1	1	0	1	2	0	2	1	0	1

DATE	OPP.	MYCOLE PRUITT		
		TKL	AST	TOT
09/08	at Atlanta	0	0	0
09/15	at Denver	1	0	1
09/22	L.A. Chargers			
09/29	at Indianapolis			
10/06	Dallas			
10/13	at Las Vegas			
10/20	N.Y. Jets			
10/28	N.Y. Giants			
11/10	at Washington			
11/17	Baltimore			
11/21	at Cleveland			
12/01	at Cincinnati			
12/08	Cleveland			
12/15	at Philadelphia			
12/21	at Baltimore			
12/25	Kansas City			
01/05	Cincinnati			
TOTALS		1	0	1

PUNTING:		CAMERON JOHNSTON								CHRIS BOSWELL							
DATE	OPP.	NO.	YDS	AVG	TB	IN 20	LG	NET	BLK	NO.	YDS	AVG	TB	IN 20	LG	NET	BLK
09/08	at Atlanta	2	103	51.5	0	1	58	37.5	0	1	43	43.0	0	0	43	43.0	0
09/15	at Denver	INJURED RESERVE															
09/22	L.A. Chargers																
09/29	at Indianapolis																
10/06	Dallas																
10/13	at Las Vegas																
10/20	N.Y. Jets																
10/28	N.Y. Giants																
11/10	at Washington																
11/17	Baltimore																
11/21	at Cleveland																
12/01	at Cincinnati																
12/08	Cleveland																
12/15	at Philadelphia																
12/21	at Baltimore																
12/25	Kansas City																
01/05	Cincinnati																
TOTALS		2	103	51.5	0	1	58	37.5	0	1	43	43.0	0	0	43	43.0	0

FIELD GOALS:		CHRIS BOSWELL									
DATE	OPP.	0-19	20-29	30-39	40-49	50+	TOTAL	FGM	FGA	PCT	LG
09/08	at Atlanta	0/0	1/1	0/0	2/2	3/3	6/6	6	6	100.0%	57
09/15	at Denver	0/0	1/1	0/0	0/0	1/1	2/2	2	2	100.0%	53
09/22	L.A. Chargers										
09/29	at Indianapolis										
10/06	Dallas										
10/13	at Las Vegas										
10/20	N.Y. Jets										
10/28	N.Y. Giants										
11/10	at Washington										
11/17	Baltimore										
11/21	at Cleveland										
12/01	at Cincinnati										
12/08	Cleveland										
12/15	at Philadelphia										
12/21	at Baltimore										
12/25	Kansas City										
01/05	Cincinnati										
TOTALS		0/0	2/2	0/0	2/2	4/4	8/8	8	8	100.0%	57

KICKOFF RETURNS:		JAYLEN WARREN					
DATE	OPP.	NO.	YDS	AVG	LG	FC	TD
09/08	at Atlanta	0	0	0.0	0	0	0
09/15	at Denver	1	13	13.0	13	0	0
09/22	L.A. Chargers						
09/29	at Indianapolis						
10/06	Dallas						
10/13	at Las Vegas						
10/20	N.Y. Jets						
10/28	N.Y. Giants						
11/10	at Washington						
11/17	Baltimore						
11/21	at Cleveland						
12/01	at Cincinnati						
12/08	Cleveland						
12/15	at Philadelphia						
12/21	at Baltimore						
12/25	Kansas City						
01/05	Cincinnati						
TOTALS		1	13	13.0	13	0	0

PUNT RETURNS:		CALVIN AUSTIN III					
DATE	OPP.	NO.	YDS	AVG	LG	FC	TD
09/08	at Atlanta	4	47	11.8	16	0	0
09/15	at Denver	5	27	5.4	14	0	0
09/22	L.A. Chargers						
09/29	at Indianapolis						
10/06	Dallas						
10/13	at Las Vegas						
10/20	N.Y. Jets						
10/28	N.Y. Giants						
11/10	at Washington						
11/17	Baltimore						
11/21	at Cleveland						
12/01	at Cincinnati						
12/08	Cleveland						
12/15	at Philadelphia						
12/21	at Baltimore						
12/25	Kansas City						
01/05	Cincinnati						
TOTALS		9	74	8.2	16	0	0



13

WEEK 2

Pittsburgh Steelers 13, Denver Broncos 6

74,215 🌍 Empower Field at Mile High 🌍 Sep 15, 2024



6

Pittsburgh Steelers	7	3	3	0	—	13
Denver Broncos	0	0	0	6	—	6

SCORING DRIVES

TEAM	QTR	TIME	SCORING PLAY	PIT	DEN
Steelers	1	01:56	D.Washington 5 yd. pass from J.Fields (C.Boswell kick) (12-78, 7:34)	7	0
Steelers	2	00:00	C.Boswell 22 yd. Field Goal (7-57, 2:28)	10	0
Steelers	3	04:16	C.Boswell 53 yd. Field Goal (4-45, 1:54)	13	0
Broncos	4	10:42	W.Lutz 35 yd. Field Goal (12-54, 5:33)	13	3
Broncos	4	01:54	W.Lutz 29 yd. Field Goal (9-69, 2:51)	13	6

PITTSBURGH STEELERS

PASSING	ATT	CP	YDS	SK/YD	TD	LG	INT	RTG
Justin Fields	20	13	117	2/7	1	16	0	97.3
TOTAL	20	13	117	2/7	1	16	0	97.3

RUSHING	ATT	YDS	AVG	LG	TD
Najee Harris	17	69	4.1	11	0
Jaylen Warren	9	42	4.7	11	0
Justin Fields	8	27	3.4	16	0
Cordarrelle Patterson	2	3	1.5	3	0
TOTAL	36	141	3.9	16	0

RECEIVING	NO	YDS	AVG	LG	TD
Pat Freiermuth	4	39	9.8	14	0
George Pickens	2	29	14.5	16	0
Jaylen Warren	2	19	9.5	12	0
Van Jefferson	2	14	7.0	12	0
Calvin Austin III	1	6	6.0	6	0
Najee Harris	1	5	5.0	5	0
Darnell Washington	1	5	5.0	5t	1
TOTAL	13	117	9.0	16	1

TOP DEFENSE	TOT	SOLO	AST	SCK	YDS	INT
DeShon Elliott	9	4	5	0.0	0.0	0
Minkah Fitzpatrick	7	5	2	0.0	0.0	0
Alex Highsmith	4	4	0	1.0	7.0	0

FIELD GOALS	FGM/FGA	PERCENT	RESULTS
Chris Boswell	2-2	100.0	22G, 53G
TOTAL	2-2	100.0	

DENVER BRONCOS

PASSING	ATT	CP	YDS	SK/YD	TD	LG	INT	RTG
Bo Nix	35	20	246	2/15	0	49	2	55.2
TOTAL	35	20	246	2/15	0	49	2	55.2

RUSHING	ATT	YDS	AVG	LG	TD
Bo Nix	4	25	6.3	13	0
Javonte Williams	11	17	1.5	5	0
Tyler Badie	1	16	16.0	16	0
Jaleel McLaughlin	3	6	2.0	7	0
TOTAL	19	64	3.4	16	0

RECEIVING	NO	YDS	AVG	LG	TD
Javonte Williams	5	48	9.6	14	0
Josh Reynolds	4	93	23.3	49	0
Lil'Jordan Humphrey	4	50	12.5	27	0
Greg Dulcich	3	16	5.3	9	0
Courtland Sutton	1	26	26.0	26	0
Marvin Mims Jr.	1	10	10.0	8	0
Tyler Badie	1	2	2.0	2	0
Michael Burton	1	1	1.0	1	0
TOTAL	20	246	12.3	49	0

TOP DEFENSE	TOT	SOLO	AST	SCK	YDS	INT
Alex Singleton	11	7	4	0.0	0.0	0
Brandon Jones	7	3	4	0.0	0.0	0
Cody Barton	6	3	3	0.0	0.0	0

FIELD GOALS	FGM/FGA	PERCENT	RESULTS
Wil Lutz	2-2	100.0	(35, 29)
TOTAL	2-2	100.0	

Team Statistics

First Downs	16	13
3rd-Down Eff. (Made/Att/Pct)	4/13/31%	2/12/17%
4th-Down Eff. (Made/Att/Pct)	0/0/0%	1/2/50%
Total Net Yards	251	295
Total Plays	58	56
Yards Per Play	4.3	5.3
Rushes/Net Yards	36/141	19/64
Net Passing	110	231
Pass Attempts/Completions	20/13	35/20
Had Intercepted	0	2
Sacked/Yards Lost	2/7	2/15
Punts/Average	8/53.0	6/52.5
Penalties/Yards	10/78	9/124
Fumbles/Lost	1/0	0/0
Possession Time	32:19	27:41

Steelers Broncos



WEEK 1
Pittsburgh Steelers 18, Atlanta Falcons 10
 72,291 🌐 Mercedes-Benz Stadium 🌐 Sep 8, 2024



Pittsburgh Steelers	3	6	6	3	—	18
Atlanta Falcons	3	7	0	0	—	10

SCORING DRIVES

TEAM	QTR	TIME	SCORING PLAY	PIT	ATL
Falcons	1	09:06	Y.Koo 24 yd. Field Goal (12-64, 5:54)	0	3
Steelers	1	04:37	C.Boswell 57 yd. Field Goal (10-31, 4:29)	3	3
Steelers	2	12:54	C.Boswell 51 yd. Field Goal (10-18, 6:08)	6	3
Falcons	2	00:32	K.Pitts 12 yd. pass from K.Cousins (Y.Koo kick) (9-90, 3:18)	6	10
Steelers	2	00:00	C.Boswell 44 yd. Field Goal (4-45, 0:32)	9	10
Steelers	3	07:45	C.Boswell 56 yd. Field Goal (9-24, 2:44)	12	10
Steelers	3	00:25	C.Boswell 40 yd. Field Goal (5-46, 3:24)	15	10
Steelers	4	00:28	C.Boswell 25 yd. Field Goal (7-11, 2:06)	18	10

PITTSBURGH STEELERS

PASSING	ATT	CP	YDS	SK/YD	TD	LG	INT	RTG
Justin Fields	23	17	156	2/23	0	40	0	91.9
TOTAL	23	17	156	2/23	0	40	0	91.9

RUSHING	ATT	YDS	AVG	LG	TD
Najee Harris	20	70	3.5	20	0
Justin Fields	14	57	4.1	12	0
Cordarrelle Patterson	4	13	3.3	5	0
Jaylen Warren	2	7	3.5	8	0
George Pickens	1	-10	-10.0	-10	0
TOTAL	41	137	3.3	20	0

RECEIVING	NO	YDS	AVG	LG	TD
George Pickens	6	85	14.2	40	0
Pat Freiermuth	4	27	6.8	10	0
Jaylen Warren	2	13	6.5	9	0
Najee Harris	1	9	9.0	9	0
MyCole Pruitt	1	9	9.0	9	0
Calvin Austin III	1	7	7.0	7	0
Darnell Washington	1	5	5.0	5	0
Van Jefferson	1	1	1.0	1	0
TOTAL	17	156	9.2	40	0

TOP DEFENSE	TOT	SOLO	AST	SCK	YDS	INT
Minkah Fitzpatrick	7	6	1	0.0	0.0	0
Alex Highsmith	5	1	4	0.0	0.0	0
Cameron Heyward	4	3	1	0.0	0.0	0

FIELD GOALS	FGM/FGA	PERCENT	RESULTS
Chris Boswell	6-6	100.0	57G, 51G, 44G, 56G, 40G, 25G
TOTAL	6-6	100.0	

ATLANTA FALCONS

PASSING	ATT	CP	YDS	SK/YD	TD	LG	INT	RTG
Kirk Cousins	26	16	155	2/18	1	20	2	59.0
TOTAL	26	16	155	2/18	1	20	2	59.0

RUSHING	ATT	YDS	AVG	LG	TD
Bijan Robinson	18	68	3.8	13	0
Tyler Algeier	3	21	7.0	13	0
Kirk Cousins	1	0	0.0	0	0
TOTAL	22	89	4.0	13	0

RECEIVING	NO	YDS	AVG	LG	TD
Bijan Robinson	5	43	8.6	14	0
Ray-Ray McCloud III	4	52	13.0	20	0
Kyle Pitts	3	26	8.7	12t	1
Drake London	2	15	7.5	8	0
Darnell Mooney	1	15	15.0	15	0
Charlie Woerner	1	4	4.0	4	0
TOTAL	16	155	9.7	20	1

TOP DEFENSE	TOT	SOLO	AST	SCK	YDS	INT
Kaden Elliss	9	4	5	0.0	0.0	0
Mike Hughes	7	7	0	0.0	0.0	0
Nate Landman	7	5	2	0.0	0.0	0

FIELD GOALS	FGM/FGA	PERCENT	RESULTS
Younghoe Koo	1-1	100.0	(24)
TOTAL	1-1	100.0	

Team Statistics

First Downs	16	15
3rd-Down Eff. (Made/Att/Pct)	8/17/47%	2/9/22%
4th-Down Eff. (Made/Att/Pct)	0/1/0%	1/1/100%
Total Net Yards	270	226
Total Plays	66	50
Yards Per Play	4.1	4.5
Rushes/Net Yards	41/137	22/89
Net Passing	133	137
Pass Attempts/Completions	23/17	26/16
Had Intercepted	0	2
Sacked/Yards Lost	2/23	2/18
Punts/Average	3/48.7	4/52.5
Penalties/Yards	9/60	5/34
Fumbles/Lost	1/0	1/1
Possession Time	35:36	24:24

Steelers Falcons

THE LAST TIME THE STEELERS/OPPONENT...

Overtime Game Won

By Steelers – Pittsburgh 23, Cincinnati 20, 09/11/22
By Opponent – Chicago 23, Pittsburgh 17, 09/24/17

Tie Game

Home – Pittsburgh 16, Detroit 16, 11/14/21
Away – Pittsburgh 21, at Cleveland 21, 09/09/18

Shutout

By Steelers – Pittsburgh 27, St. Louis 0, 12/24/11
By Opponent – Jacksonville 9, Pittsburgh 0, 09/18/06

Kickoff Returned for a TD

By Steelers – Juju Smith Schuster (96 yards) vs. Cleveland, 12/31/17
By Opponent – Jacoby Jones (108 yards) vs. Baltimore, 11/02/14

Punt Returned for a TD

By Steelers – Dontae Johnson (85 yards) vs. Arizona, 12/08/19
By Opponent – Desmond King II vs. L.A. Chargers, 12/12/18

Intercepted Pass Returned for a TD

By Steelers – **Alex Highsmith** (30 yards) vs. Cleveland, 09/18/23
By Opponent – Mike Hilton (24 yards) at Cincinnati, 11/28/21

Fumble Returned for a TD

By Steelers – **T.J. Watt** (16 yards) vs. Cleveland, 09/18/23
By Opponent – Denzel Ward (0 yards) at Cleveland, 09/22/22

Blocked Punt

By Steelers – **Connor Heyward** at Indianapolis, 12/16/23
By Opponent – Javorius Allen at Baltimore, 11/06/16

Blocked Punt for a TD

By Steelers – Ulysees Gilbert III (8 yards) at Buffalo, 09/12/21
By Opponent – Chris Moore (14 yards) at Baltimore, 11/06/16

Blocked Field Goal

By Steelers – **Cam Heyward** at Buffalo, 10/09/22
By Opponent – Calais Campbell vs. Baltimore, 12/11/22

Blocked Field Goal for a TD

By Steelers – Bob O'Neill (73 yards) vs. Chicago Cardinals, 10/13/57
By Opponent – Chris Moore (14 yards) at Baltimore, 11/06/16

Blocked PAT

By Steelers – Patrick Peterson vs. Green Bay, 11/12/23
By Opponent – Tyrone Crawford at Dallas, 11/08/20



Minkah Fitzpatrick Intercepted Pass for a TD 09/11/22 at Cincinnati

Safety Scored

By Steelers – vs. Baltimore (**Miles Killebrew** blocked punt out of endzone), 10/08/23
By Opponent – at Baltimore Ravens (Devlin Hodges called for intentional grounding in the endzone), 12/29/19

Two 100-Yard Rushers in Same Game

By Steelers – at Carolina (Le'Veon Bell 147, LeGarrette Blount 118), 09/21/14
By Opponent – None

200 Yards Rushing

By Steelers – Le'Veon Bell (236 yards) at Buffalo, 12/11/16
By Opponent – Dalvin Cook (205 yards) at Minnesota, 12/09/21

300 Yards Passing

By Steelers – Kenny Pickett (327 yards) at Cincinnati, 10/09/22
By Opponent – Jimmy Garoppolo (324 yards) at Las Vegas, 09/24/23

400 Yards Passing

By Steelers – Ben Roethlisberger (402 yards) at Denver, 11/25/18
By Opponent – Josh Allen (424 yards) at Buffalo, 10/09/22

500 Yards Passing

By Steelers – Ben Roethlisberger (506 yards) vs. Baltimore, 12/10/17
By Opponent – None

200 Yards Receiving

By Steelers – Marku Wheaton (201 yards) at Seattle, 11/29/15
By Opponent – A.J. Green (224 yards) at Cincinnati, 12/07/14

Four TD Passes

By Steelers – Ben Roethlisberger vs. Cincinnati, 11/15/20
By Opponent – Joe Burrow vs. Cincinnati, 11/20/22

Five TD Passes

By Steelers – Ben Roethlisberger vs. Carolina, 11/08/18
By Opponent – Russell Wilson at Seattle, 11/29/15

Six TD Passes

By Steelers – Ben Roethlisberger vs. Baltimore, 11/02/14
By Opponent – Patrick Mahomes vs. Kansas City, 09/16/18

Three TD Receptions

By Steelers – Chase Claypool vs. Philadelphia, 10/11/20
By Opponent – Samajie Perine vs. Cincinnati, 11/20/22

Four TD Receptions

By Steelers – Roy Jefferson vs. Atlanta, 11/3/68
By Opponent – Don Beebe at Buffalo, 09/08/91

Three TDs Rushing

By Steelers – Le'Veon Bell at Buffalo, 12/11/16
By Opponent – Arlen Harris vs. St. Louis, 10/26/03

Four Field Goals

By Steelers – Matthew Wright at Atlanta, 12/04/22
By Opponent – Justin Tucker vs. Baltimore, 09/30/18

Five Field Goals

By Steelers – **Chris Boswell** at Cincinnati, 10/22/17
By Opponent – Matt Prater at Detroit, 10/29/17

THE LAST TIME THE STEELERS/OPPONENT...

Six Field Goals

By Steelers – **Chris Boswell** at Atlanta, 09/08/24
By Opponent – Todd Peterson vs. Seattle, 09/26/99

Three Interceptions

By Steelers – Darren Perry at Cleveland, 09/11/94
By Opponent – Dick Anderson (4) at Miami, 12/03/73

Four Interceptions

By Steelers – Jack Butler vs. Washington, 12/13/53
By Opponent – Dick Anderson at Miami, 12/03/73

Three Sacks

By Steelers – **T.J. Watt** vs. San Francisco, 09/10/23
By Opponent – Drake Jackson vs. San Francisco, 09/10/23

Four Sacks

By Steelers – **T.J. Watt** vs. Cleveland, 01/03/22
By Opponent – Alfred Williams vs. Cincinnati, 10/16/94

Five Sacks

By Steelers – Joe Greene at Houston, 12/10/72
By Opponent – None

Gained 500 Yards of Total Offense

By Steelers – 527 (75 rush, 452 pass) at Denver, 11/25/18
By Opponent – 552 (120 rush, 432 pass) at Buffalo, 10/09/22

Limited Team to Under 100 Yards of Total Offense

By Steelers – 98 (81 rush, 17 pass), 10/29/06 at Oakland
By Opponent – 53 (36 rush, 17 pass), 09/10/89 vs. Cleveland

Three Interceptions (TEAM)

By Steelers – vs. Cincinnati, 12/23/23
By Opponent – at Indianapolis, 12/16/23

Four Interceptions (TEAM)

By Steelers – at Cincinnati, 09/11/22
By Opponent – vs. N.Y. Jets, 10/02/22

Five Interceptions (TEAM)

By Steelers: 12/05/93 vs. New England
By Opponent: 10/08/17 vs. Jacksonville

Five Takeaways (TEAM)

By Steelers – (5) at Cincinnati (4 INT, 1 FUM), 09/11/22
By Opponent – (5) vs. Buffalo (4 INT, 1 FUM), 12/15/19

Six Takeaways (TEAM)

By Steelers – (7) at Tennessee (3 INT, 4 FUM), 09/19/10
By Opponent – (6) at Cleveland (4 INT, 2 FUM), 09/09/18

Two 100-Yard Receivers in Same Game

By Steelers – at New Orleans (Brown 185, Smith-Schuster 115), 12/23/18
By Opponent – at Buffalo (Davis 171, Diggs 102), 10/09/22

100 Yards Rushing

By Steelers – at Denver (36-141), 09/15/24
By Opponent – at Baltimore (25-106), 01/06/24

200 Yards Rushing

By Steelers: at Seattle (46-202), 12/31/23
By Opponent: vs. Baltimore (42-215), 12/11/22

100-Yard Rusher and 100-Yard Receiver

By Steelers – at Seattle (**Najee Harris** 122, **George Pickens** 131), 12/31/2023
By Opponent – vs. San Francisco (McCaffrey 152, Aiyuk 129), 09/10/23

100-Yard Rusher and Two 100-Yard Receivers

By Steelers – at Cincinnati (Conner 111, Smith-Schuster 111, Brown 105), 10/07/18
By Opponent – at New England (Ridley 115, Gronkowski 143, Dobson 130), 11/03/13

100-Yard Rusher, 300-Yard Passer and 100-Yard Receiver

By Steelers – at Cleveland (Conner 135, Roethlisberger 335, Smith-Schuster 119), 09/09/18
By Opponent – vs. Dallas (Elliott 114, Prescott 319, Bryant 116), 01/13/16

100-Yard Rusher, 300-Yard Passer and Two 100-Yard Receivers

By Steelers – at Cincinnati (Conner 111, Smith-Schuster 111, Brown 105, Roethlisberger 369), 10/14/18
By Opponent – at New England (Ridley 115, Brady 432, Gronkowski 143, Dobson 130), 11/03/13

100-Yard Rusher and 300-Yard Passer

By Steelers – vs. Indianapolis (D. Williams 134, Roethlisberger 364), 12/06/15
By Opponent – at New England (Ridley 115, Brady 432), 11/03/13

100-Yard Receiver and 300-Yard Passer

By Steelers – vs. Cincinnati (**Najee Harris** 116, Roethlisberger 318), 09/26/21
By Opponent – at Houston (Collins 172, Stroud 324), 10/01/23

Two 100-Yard Receivers and 300-Yard Passer

By Steelers – at New Orleans (Brown 185, Smith-Schuster 115, Roethlisberger 462), 12/23/18
By Opponent – at Buffalo (Davis 171, Diggs 102, Allen 424), 10/09/22

100-Yard Rusher, 100-Yard Receiver, 200-Yard Receiver and 400-Yard Passer

By Steelers: vs. Atlanta (Zereoue 123, Burress 253, Ward 139, Maddox 473), 11/10/02
By Opponent – None

100-Yard Rusher, Two 100-Yard Receivers and 400-Yard Passer

By Steelers: vs. Atlanta (Zereoue 123, Burress 253, Ward 139, Maddox 473), 11/10/02
By Opponent: at New England (Ridley 115, Gronkowski 143, Dobson 130, Brady 432), 11/03/13

Three 100-Yard Receivers and 300-Yard Passer

By Steelers: vs. Chicago Cardinals (Orr 205, McClair 139, Tracy 106, Layne 409), 12/13/58
By Opponent – at St. Louis (D. Williams 114, Conrad 133, Smith 105, Hart 353), 11/10/68

Three Rushing Touchdowns

By Steelers – at Seattle (Harris 2, Warren 1), 12/31/23
By Opponent – at Cincinnati (Mixon 2, Burrow 1), 11/28/21

Four Rushing Touchdowns

By Steelers – Detroit (Bettis 3, Roethlisberger 1), 01/01/06
By Opponent – at San Diego (McGee 2, Anderson 1, Spencer 1), 12/8/85

THE LAST TIME THE STEELERS/OPPONENT...

Five Rushing Touchdowns

By Steelers – at Kansas City (Bettis 2, Stewart 2, Pegram 1), 11/03/96
 By Opponent – at Cleveland (Hanulak 3, Morrison 1, Reynolds 1), 12/12/54

Three Touchdown Passes

By Steelers – at L.A. Chargers (Roethlisberger 3), 11/21/21
 By Opponent – at Indianapolis (Minshew 3), 12/16/23

Four Touchdown Passes

By Steelers – vs. Cincinnati (Roethlisberger 4), 11/15/20
 By Opponent – vs. Cincinnati (Burrow 4), 11/20/22

Five Touchdown Passes

By Steelers – vs. Carolina (Roethlisberger 5), 11/08/18
 By Opponent – at Seattle (Wilson 5), 11/29/15

Six Touchdown Passes

By Steelers – vs. Baltimore (Roethlisberger 6), 11/02/14
 By Opponent – vs. Kansas City (Mahomes 6), 09/16/18

Six Sacks

By Steelers – vs. Cleveland (6-25), 09/18/23
 By Opponent – vs. New Orleans (6-37), 11/13/22

Seven Sacks

By Steelers – at Cincinnati (7-39), 09/11/22
 By Opponent – at Cleveland (8-60), 12/20/09

Eight or more Sacks

By Steelers – vs. Cleveland (9-46), 01/03/22
 By Opponent – at Cleveland (8-60), 12/20/09

Two Opponent Fumble Recoveries

By Steelers – at Baltimore (Golden 1, **Ogunjobi** 1), 01/06/24
 By Opponent – at Baltimore (Maulet 1, Washington 1), 01/06/24

Three Opponent Fumble Recoveries

By Steelers – vs. Cleveland (**Kazee** 1, **Ogunjobi** 1, **Watt** 1), 09/18/23
 By Opponent – at Cleveland (Schobert 2, Peppers 1), 09/09/18

Shutout on Road

By Steelers – at Cleveland (41-0), 12/24/05
 By Opponent – at Baltimore (0-27), 11/26/06

Shutout at Home

By Steelers – vs. St. Louis (27-0), 12/24/11
 By Opponent – vs. Baltimore (0-16), 09/03/00

Overtime Win away from Pittsburgh

By Steelers – at Cincinnati (23-20), 09/11/22
 By Opponent – at Dallas (27-24), 12/16/12

Overtime Win in Pittsburgh

By Steelers – vs. Seattle (23-20), 10/17/21
 By Opponent – vs. Baltimore (23-20), 10/01/15

40 Points

By Steelers – vs. Atlanta (41-17), 10/17/18
 By Opponent – at Cincinnati (41-10), 11/28/21

50 Points

By Steelers – vs. Carolina (52-21), 11/08/18
 By Opponent – at New England (55-31), 11/03/13

Two-Point Conversion

By Steelers – vs. Cleveland (Pickett - Johnson pass), 01/08/23
 By Opponent – vs. Jaguars (Etienne run), 10/29/23

Missed Point-After-Touchdown Attempt

By Steelers – at Indianapolis (**Chris Boswell** missed kick), 12/16/23
 By Opponent – at L.A. Rams (Brett Maher missed kick), 10/22/23