



Steelers

2021 WEEK 8

PITTSBURGH STEELERS at CLEVELAND BROWNS

Sunday, Oct. 31
FirstEnergy Stadium

PITTSBURGH STEELERS COMMUNICATIONS

Burt Lauten - Director of Communications

Michael Bertsch - Communications Manager

Angela Tegnella - Communications Coordinator

MacKaiya Cherry - Communications Assistant/Social Media

Kylie Wang - Communications Intern



UPMC ROONEY SPORTS COMPLEX

PITTSBURGH STEELERS

3400 South Water Street • Pittsburgh, PA 15203

412-432-7820

PITTSBURGH STEELERS GAME RELEASE WEEK 8

CLEVELAND BROWNS

GAME INFORMATION

	Sunday, October 31 1 p.m. ET	FirstEnergy Stadium Cleveland, OH Capacity 67,895 // Natural Grass
	CBS Locally KDKA-TV	Jim Nantz (play-by-play) Tony Romo (analysis) Tracy Wolfson (sideline)
	Steelers Radio Network (48 affiliates) 102.5 WDVE-FM (Pittsburgh) 970 WBGG-AM (Pittsburgh)	Bill Hillgrove (play-by-play) Craig Wolfley (analysis) Missi Matthews (sideline) Max Starks (sideline)

THE SERIES

All-Time	Steelers lead, 77-61-1	Last: Browns Win, 48-37 (Jan. 10, 2021)
Home	Steelers lead, 49-22	Last: Browns Win, 48-37 (Jan. 10, 2021)
Away	Browns lead, 39-28-1	Last: Browns Win, 24-22 (Jan. 3, 2021)

THE COACHES

	Head Coach	At Franchise	Overall	vs. Opp
Steelers	Mike Tomlin	148-81-1 (15)	148-81-1 (15)	22-5-1
Browns	Kevin Stefanski	15-8 (2)	15-8 (2)	1-1

COMMUNICATIONS STAFF

Director of Communications	Burt Lauten	lautenb@steelers.nfl.com 412-432-7821
Communications Manager	Michael Bertsch	bertschm@steelers.nfl.com 412-432-7822
Communications Coordinator	Angela Tegnella	tegnellaa@steelers.nfl.com 412-432-7820
Communications Assistant/Social Media	MacKaiya Cherry	cherrym@steelers.nfl.com 412-432-7893
Communications Intern	Kylie Wang	wangk@steelers.nfl.com 412-432-7800 x6019

WHAT'S INSIDE

3	Covering The Steelers	45	Last Meeting with Browns	145	Opening Drives	163-164	Offense/Defense (GBG)
4	Countdown To Kickoff	46	NFL Standings	146	Drive Production (GBG)	165-166	Turnover Chart
5	Steelers After Bye Week	47	Steelers Record When	147	Scoring Drives	167	Ind. GBG (Passing)
5-12	Team Notes	48-51	Roster Information	148	Longest Drives	168	Ind. GBG (Rushing)
12-16	Tomlin Notes	52	How The Steelers Were Built	149-150	Red-Zone Efficiency	169	Ind. GBG (Receiving)
13	Tomlin's Record When	53	Depth Chart/Pronunciation	151	Yards Gained by Down	170-171	Ind. GBG (Defense)
16	Team Offense Notes	54-55	Transactions	152	Third Down Efficiency/Opp.	172	Ind. GBG (Fumble Returns)
16-24	Ben Roethlisberger Notes	56-135	Updated Player Bios	153	Fourth Down Efficiency/Opp.	173	Ind. GBG (Int. Returns)
19	Ben Moving On Up	136	Results	154	Big Plays/Opp. Big Plays	174	Ind. GBG (Special Teams)
20	Ben By The Numbers	136-137	Individual Statistics	155-156	Big Plays/Opp. Big Plays (GBG)	175	Ind. GBG (Punting)
24-26	Individual Offense Notes	138	Special Teams Tackles	157	Big Returns/Opp. Big Returns	176	Ind. GBG (Field Goals)
26-30	Team Defense Notes	139	Game-by-Game Starters	158-159	Defensive Summaries	177	Ind. GBG (Kickoff Returns)
30-37	Individual Defense Notes	140	Participation	160	Defensive Stats (GBG)	178	Ind. GBG (Punt Returns)
37-39	Special Team Notes	141-142	Individual Game Highs	161	Team Rankings	179-184	Game Summaries
40-44	Browns Series History	143-144	Drive Charts	162	Week-by-Week NFL Rankings	185-187	The Last Time

2021 REGULAR SEASON SCHEDULE (13-3)

Day	Date	Opponent	TV	Time/Result
Sun.	Sept. 12	at Buffalo		W, 23-16
Sun.	Sept. 19	Las Vegas		L, 26-17
Sun.	Sept. 26	Cincinnati		L, 24-10
Sun.	Oct. 3	at Green Bay		L, 27-17
Sun.	Oct. 10	Denver	FOX	W, 27-19
Sun.	Oct. 17	Seattle	NBC	W, 23-20 (ot)

BYE WEEK

Sun.	Oct. 31	at Cleveland*		1 p.m.
Mon.	Nov. 8	Chicago	ESPN	8:15 p.m.
Sun.	Nov. 14	Detroit*	FOX	1 p.m.
Sun.	Nov. 21	at L.A. Chargers	NBC	8:20 p.m.
Sun.	Nov. 28	at Cincinnati*		1 p.m.
Sun.	Dec. 5	Baltimore*		4:25 p.m.
Thur.	Dec. 9	at Minnesota	FOX	8:20 p.m.
Sun.	Dec. 19	Tennessee*		1 p.m.
Sun.	Dec. 26	at Kansas City*		4:25 p.m.
Mon.	Jan. 3	Cleveland	ESPN	8:15 p.m.
Sun.	Jan. 9	at Baltimore*		1 p.m.

*Sunday night games in Weeks 5-17 subject to change; Week 18 game TBD

NOTE: All times are Eastern

Home games in BOLD

2021 POSTSEASON SCHEDULE

Day	Date	Game
Sat./Sun.	Jan. 15/16	Wildcard Playoff Games
Sat./Sun.	Jan. 22/23	Divisional Playoff Games
Sun.	Jan. 30	Conference Championships
Sun.	Feb. 13	Super Bowl LVI (Los Angeles, CA)



WEEKLY PRESS CONFERENCE

- The Steelers will make head coach **Mike Tomlin** available for a press conference at **Noon ET on Tuesday, Oct. 26**, in the UPMC Rooney Sports Complex Indoor Practice Field (Tier 2M only).

Monday, Oct. 25

- Practice: 10:45 a.m. – 12:30 p.m.
- **Player(s)** after practice on the field

Tuesday, Oct. 26

- **Coach Tomlin** press conference at Noon in the UPMC Rooney Sports Complex Indoor Practice Field
- No player availability: day off

Wednesday, Oct. 27

- QB **Ben Roethlisberger** at 9:45 a.m. on the field
- Practice: 12:15 – 2:15 p.m.
- **Coach Tomlin** after practice on the field (by request)
- **Additional player(s)** after practice on the field

Thursday, Oct. 28

- DT **Cameron Heyward** at 9:15 a.m. on the field
- **Coordinators** at 10:30 a.m. on the field
- Practice: 12:15 – 2:15 p.m.
- **Additional player(s)** after practice on the field

Friday, Oct. 29

- Practice: 10:30 a.m. – 12:30 p.m.
- **Coach Tomlin** after practice on the field (by request)
- LB **T.J. Watt** after practice on the field
- RB **Najee Harris** after practice on the field
- **Additional player(s)** after practice on the field

Saturday, Oct. 30

- No media availability: day before game

Sunday, Oct. 31

- Pittsburgh Steelers at Cleveland Browns: 1 p.m. (CBS, locally KDKA-TV)

*Schedule subject to change

PITTSBURGH STEELERS ON OMG

- The Steelers media website is www.NFLOMG.com. Please follow the link and click on the Steelers logo to access the team's page.
- For general access to the NFL OMG site, use the following user name (steelersmedia) and password (steelersmedia).
- For customized access to the NFL OMG site, please email Michael Bertsch at BertschM@steelers.nfl.com, Angela Tegnella at TegnellaA@steelers.nfl.com and/or Kylie Wang at WangK@steelers.nfl.com.
- The Steelers interactive site will contain the complete 2021 Media Guide, all weekly game releases, player bios and rosters, Steelers staff information and bios, weekly flip cards, a game tracker, all Steelers team and individual records and statistics, Steelers historical information, daily press releases and transcripts and much more.
- The game releases and media guide are updated weekly during the season and available in a PDF format. Team notes, player bios, team and individual records, miscellaneous stats and game summaries are updated following each game and posted on the site.
- On gamedays, the site will host live statistics, updated player notes, postgame quotes and more. It is an easy-to-use, one-stop shop for all media needs and information regarding the Steelers.

STEELERS RADIO COVERAGE

For the 23rd consecutive year, WDVE-FM (102.5) and WBGG-AM (970) are carrying all Steelers games.

Additionally, Steelers games can be heard on a 48-station network spanning Pennsylvania, West Virginia, Ohio, Maryland, New York and South Carolina. All Steelers games will be broadcast in both English and Spanish on Steelers.com.

For the 28th straight season, Bill Hillgrove serves as the "Voice of the Steelers" and handles play-by-play duties for the broadcast. Joining Hillgrove for his 20th season is former Steelers offensive lineman Craig Wolfley, who provides analysis. In her third year, Missi Matthews will be on the sideline throughout the regular season. Former Steelers offensive lineman Max Starks will provide sideline analysis.

Fans in Mexico can listen to broadcasts on Grupo Imagen and games are heard on www.steelers.com/espanol. Stations on the Steelers Radio Network include:

FLAGSHIP STATIONS

WDVE-FM (102.5), WBGG-AM (970)

AFFILIATES

PENNSYLVANIA	MARYLAND
Altoona-WVAM (1430)	Cumberland-WRQE (106.1)
Altoona-WRKY (104.9)	Hagerstown-WHAG (1410)
Beaver Falls-WBVP (1230)	
Beaver Falls-WMBM (1460)	
Bedford-WBVE (107.5)	
Butler-WISR (680)	
Chambersburg-WCHA (800)	
Clarendon-WKNB (104.3)	
Clarion-WCCR (92.7)	
Cooperstown-WUOZ (107.7)	
DuBois-WIFT (102.1)	
DuBois-WKFT (101.3)	
Erie-WRKT (104.9)	
Johnstown-WNTJ (1490)	
Johnstown-WRWK (99.1)	
Latrobe-WCNS (1480)	
Milton-WVLY (100.9)	
Saegertown-WUZZ (94.3)	
Somerset-WNTI (990)	
Starview-WONN (92.7)	
State College-WQWK (1450)	
Uniontown-WMBM (590)	
Washington-WJPA (1450)	
Williamsport-WXCR (99.3)	
Williamsport-WZXR (103.7)	

NFLCOMMUNICATIONS.COM

- Journalists worldwide have access to the dedicated media website featuring news from the NFL and its teams. Daily releases, statistics, domestic and international NFL updates and other information about the NFL are available.

OFFICIAL STEELERS WEBSITE

- Media and fans can read about the latest Steelers news on the official Steelers website. The site, www.steelers.com, features breaking news statistics, player biographies and much more.

STEELERS NATION HD RADIO

- Steelers Nation Radio is a 24-hour/day HD radio station dedicated specifically to the Pittsburgh Steelers. It can be heard on www.steelers.com, the official Steelers app or the iHeart app on your smartphone, and at 102.5 WDVE HD2.
- A daily schedule of what is on Steelers Nation HD Radio is available at www.facebook.com/steelersnationradio.

@STEELERSPRDEPT

The Steelers Communications Department has created a Twitter account for media to follow for news and information. The department's Twitter account is the primary platform for how the team disseminates news and information including press releases, media advisories, practice and media availability times and more.

COUNTDOWN TO KICKOFF

352	Since 2014, the Steelers have recorded 352 sacks, which are the most sacks among all NFL teams.
229	Pittsburgh has registered an NFL-best 229 tackles for loss since 2019. The Steelers led the NFL with 103 tackles for loss in 2020, which were the most by the franchise since 2008 and tied for third in the NFL.
160	Since 2015, the Steelers' offensive line unit has yielded 160 sacks, which is the fewest sacks allowed among all NFL teams.
151	CB Joe Haden has recorded 151 career passes defended, which not only leads the NFL since he entered the League in 2010 but also leads active NFL players.
130	Mike Tomlin and QB Ben Roethlisberger have teamed up for 130 regular-season wins, which are the third-most by a head coach-quarterback pairing in NFL history.
75	Pittsburgh registered at least 1.0 sack in an NFL-record 75 straight regular-season games (streak ended Week 3 vs. Cincinnati). Tampa Bay (1999-2003) held the previous League record (69 consecutive regular-season games). Head coach Mike Tomlin was on the Buccaneers staff during the final three seasons of the streak.
70	Pittsburgh leads the NFL with 70 takeaways since 2019. The Steelers forced multiple turnovers in 11 different games last season, which led the NFL. The Steelers have forced multiple turnovers in 24 games since 2019, which also leads the NFL in that span.
60.0	DT Cameron Heyward's 60.0 career sacks are the most by a defensive lineman in franchise history, third-most by an active NFL defensive tackle and fourth overall by a Steeler since 1982.
56.5	Since entering the NFL in 2017, LB T.J. Watt has recorded 56.5 sacks, which ranks second overall and first among all linebackers. His 56.5 career sacks rank fourth overall over a player's first 67 career regular-season games and second among linebackers.
50	Pittsburgh registered a pair of 50-yard pass completions in the first half vs. Denver in Week 5. The Steelers completed multiple passes of at least 50 yards in the same half for the first time since Week 10 of 2018 vs. Carolina.
37.0	LB T.J. Watt has recorded 37.0 sacks in 35 career games at Heinz Field. He has collected at least half a sack in 22 of the last 25 home games. Only Derrick Thomas (41.5) has registered more sacks over the first 35 career home games in NFL history.
29	CB Joe Haden has recorded 29 career interceptions, which ranks tied for fifth in the NFL since he entered the League in 2010 and tied for second among active NFL players.
22	CB Joe Haden is the 22nd player to reach 150 career passes defended since the NFL started tracking the stat in 1994.
21	LB T.J. Watt's 21 combined interceptions (three), forced fumbles (13) and fumble recoveries (five) rank first in the NFL since 2019.
20	LB T.J. Watt has recorded 20 forced fumbles in his career, which ranks second in franchise history. The 20 forced fumbles are the most in the NFL since he entered the League in 2017. His 20 career forced fumbles rank tied for second overall over a player's first 67 career regular-season games and tied for first among linebackers.
14	RB Najee Harris caught 14 passes for 102 yards vs. Cincinnati in Week 3. His 14 receptions are the most in franchise history by a running back, tied for the third-most in Steelers history by any player and tied for the seventh-most in NFL history by a running back. Harris also is tied with Saquon Barkley (Sept. 16, 2018) and Roy Helu (Nov. 6, 2011) for the most catches by a rookie running back in single-game League history.
14	LB T.J. Watt is the first player in franchise history with 14.0 or more sacks in multiple seasons. He is the 14th player in NFL history with at least 14.5 sacks in back-to-back seasons, and just the sixth since 1993.
13	S Minkah Fitzpatrick's 13 total takeaways (interceptions and fumble recoveries) rank third in the NFL since 2019.

COUNTDOWN TO KICKOFF

13.0	LB T.J. Watt (three seasons) has joined Pro Football Hall of Famers Reggie White (four) and Derrick Thomas (three) as the only players to record at least 13 sacks in three of their first four seasons since 1982, when the individual sack became an official NFL statistic.
12	K Chris Boswell has made 12 of 15 field goal attempts in his NFL career from 50 yards or further, including a 51-yard try vs. Seattle in Week 6. His 12 field goals made from 50+ yards are the most in franchise history.
10+	The Steelers have recorded at least 10 tackles for loss in three different games since 2020, which leads the NFL (the rest of the League has combined for five such games).
9	LB Joe Schobert has nine interceptions since entering the NFL in 2016, which ranks tied for second in the League among linebackers.
6	LB T.J. Watt needs 6.0 sacks to become the second player since 1982, when the individual sack became an official statistic, to record at least 13 in four consecutive seasons, joining Reggie White, who did it twice (1985-88 and 1990-93).
6+	The Steelers have recorded at least six tackles for loss in 15 different games since 2020, which leads the NFL. Pittsburgh has also recorded six or more tackles for loss in 23 different games since 2019, which also leads the NFL in that span.
5	Pittsburgh started five rookies in Week 1 at Buffalo, including C Kendrick Green , TE Pat Freiermuth , LT Dan Moore Jr. , RB Najee Harris and DB Tre Norwood . It marked the first time since at least 1991 that the Steelers have started as many as five rookies in a game.
4	Pittsburgh started four rookies on offense in Week 1 at Buffalo for just the second time in a game since at least 1991. It marked the first time since Dec. 30, 2012 vs. Cleveland.
3RD	LB Joe Schobert has registered at least 100 tackles in each of the last four seasons. His 555 tackles rank third in the NFL since 2017.
3	LB T.J. Watt has registered 13.0 or more sacks in each of the last three seasons. Pro Football Hall of Famer Reggie White is the only player in NFL history with a longer streak of seasons with 13.0 or more sacks. White had a pair of four-season streaks (1985-88 and 1990-93).
2	Pittsburgh scored TDs on its opening drives in both Week 4 at Green Bay and Week 5 vs. Denver. Both of the TDs came from passes of QB Ben Roethlisberger to WR Diontae Johnson (45 yards, Packers; 50 yards, Broncos). The Steelers recorded TDs on opening drives in back-to-back weeks for the first time since Week 11 (vs. Tennessee) and 12 (vs. Green Bay) of 2017.
2ND	LB T.J. Watt was the second player in the NFL to register at least three tackles for loss, three passes defended, 2.0 sacks and one forced fumble in the same game since 2005 (Week 6 vs. Seattle).
2ND	Since joining the Steelers in 2015, K Chris Boswell is 157-of-178 on field goal attempts (88.2%), including 53-of-66 (80.3%) between 40-49 yards. He ranks second in field goal percentage (88.2%) among all NFL kickers with at least 170 field goal attempts since 2015.
1	LB T.J. Watt is the only active player in the NFL with at least 13.0 sacks in each of the last three seasons.
1	LB T.J. Watt registered seven tackles, three tackles for loss, three passes defended, 2.0 sacks, two QB hits and one forced fumble vs. Seattle in Week 6. He was the first NFL player to have 2.0 or more sacks and a forced fumble in OT since sacks were first tracked beginning in 1982.
1ST	Since 2019, K Chris Boswell is 59-of-63 on field goal attempts (93.7%), including 19-of-22 (86.4%) between 40-49 yards. He ranks first in field goal percentage (93.7%) among all NFL kickers with at least 60 field goal attempts since 2019.

STEELERS AFTER A BYE WEEK

20-12 (H: 10-3, A: 10-9)

Date	Opponent	Site	Week	Day	Result
10/11/2020	Philadelphia Eagles	H	5	Sun	W 38 - 29
10/28/2019	Miami Dolphins	H	8	Sun	W 27 - 14
10/28/2018	Cleveland Browns	H	8	Sun	W 33 - 18
11/12/2017	Indianapolis Colts	A	10	Sun	W 20 - 17
11/6/2016	Baltimore Ravens	A	9	Thu	L 14 - 21
11/29/2015	Seattle Seahawks	A	12	Sun	L 30 - 39
11/30/2014	New Orleans Saints	H	13	Sun	L 32 - 35
10/13/2013	N.Y. Jets	A	6	Sun	W 19 - 6
10/7/2012	Philadelphia Eagles	H	5	Sun	W 16 - 14
11/27/2011	Kansas City Chiefs	A	12	Sun	W 13 - 9
10/17/2010	Cleveland Browns	H	6	Sun	W 28 - 10
11/9/2009	Denver Broncos	A	9	Sun	W 28 - 10
10/19/2008	Cincinnati Bengals	A	7	Sun	W 38 - 10
10/21/2007	Denver Broncos	A	7	Sun	L 28 - 31
10/8/2006	San Diego Chargers	A	5	Sun	L 13 - 23
10/10/2005	San Diego Chargers	A	5	Sun	W 24 - 22
10/31/2004	New England Patriots	H	8	Sun	W 34 - 20
10/26/2003	St. Louis Rams	H	8	Sun	L 21 - 33
9/29/2002	Cleveland Browns	H	4	Sun	W 16 - 13
9/30/2001	Buffalo Bills	A	3	Sun	W 20 - 3
9/17/2000	Cleveland Browns	A	3	Thu	L 20 - 23
11/7/1999	San Francisco 49ers	A	9	Sun	W 27 - 6
10/11/1998	Cincinnati Bengals	A	6	Sun	L 20 - 25
9/22/1997	Jacksonville Jaguars	A	4	Thu	L 21 - 30
9/29/1996	Houston Oilers	H	5	Sun	W 30 - 16
10/19/1995	Cincinnati Bengals	H	8	Sun	L 9 - 27
10/16/1994	Cincinnati Bengals	H	7	Sun	W 14 - 10
11/7/1993	Cincinnati Bengals	A	10	Sun	W 24 - 16
10/10/1993	San Diego Chargers	H	6	Sun	W 16 - 3
10/11/1992	Cleveland Browns	A	6	Thu	L 9 - 17
10/6/1991	Indianapolis Colts	A	6	Sun	W 21 - 3
11/18/1990	Cincinnati Bengals	A	11	Sat	L 3 - 27

STEELERS FOLLOWING A BYE WEEK

- Since the bye week returned to the NFL in 1990, the Steelers have played in 32 contests following a bye week and hold a 20-12 (.625) record.
- Pittsburgh's 20 victories following a bye week rank tied for fifth in the NFL.

MOST VICTORIES FOLLOWING A BYE WEEK SINCE 1990

RANK	TEAM	VICTORIES
1.	Denver Broncos	23
2.	Philadelphia Eagles	22
	Dallas Cowboys	22
4.	Buffalo Bills	21
5.	Pittsburgh Steelers	20
	Minnesota Vikings	20
	Indianapolis Colts	20
	Atlanta Falcons	20

- Pittsburgh's .625 winning percentage following a bye week ranks tied for sixth in the NFL.

BEST ALL-TIME RECORD FOLLOWING A BYE WEEK SINCE 1990

RANK	TEAM	W	L	T	WIN PCT.
1.	Denver Broncos	23	9	0	.719
2.	Philadelphia Eagles	22	10	0	.688
3.	Dallas Cowboys	22	10	0	.688
4.	Baltimore Ravens	17	8	0	.680
5.	Buffalo Bills	21	11	0	.656
6.	Pittsburgh Steelers	20	12	0	.625
	Minnesota Vikings	20	12	0	.625
	Indianapolis Colts	20	12	0	.625

- Mike Tomlin has guided the Steelers to a 10-4 (.714) record in games following a bye week, including a 5-1 (.833) mark at Heinz Field.
- Tomlin's .714 winning percentage and 10 victories following a bye week each rank tied for second in the NFL since 2007.

BEST HOME RECORD FOLLOWING A BYE WEEK SINCE 2007

RANK	TEAM	W	L	T	WIN PCT.
1.	Indianapolis Colts	11	3	0	.786
2.	Atlanta Falcons	11	4	0	.733
3.	Pittsburgh Steelers	10	4	0	.714
	New England Patriots	10	4	0	.714
	Baltimore Ravens	10	4	0	.714

- Pittsburgh has won four straight games following its bye week and 10 of its last 13.

STEELERS 2021 TEAM CAPTAINS

- The Steelers selected three players to serve as team captains for the 2021 season determined by a vote of their teammates.
- QB **Ben Roethlisberger** was selected to serve as offensive captain, DT **Cameron Heyward** was picked to serve as defensive captain and FB **Derek Watt** was chosen to serve as the special teams captain.
- Roethlisberger was selected as an offensive captain for the 13th time in his career (2008-09, 2011-21). This marks Heyward's seventh consecutive year as a captain (2015-21).
- Watt was named captain for the first time in his career.

OCTOBER REIGN

- Since 1995, Pittsburgh owns the NFL’s best record in the month of October with a 73-29 (.716) mark.
- The Steelers had won five straight games in the month of October, dating back to last year’s unblemished 3-0 mark, before their setback to Green Bay in Week 4. Since 1995, Pittsburgh has been undefeated in October seven times (1997, 2000, 2001, 2004, 2009, 2018, 2020).

BEST REGULAR-SEASON OCTOBER WIN PERCENTAGE SINCE 1995

RANK	TEAM	W	L	T	WIN PCT.
1.	Pittsburgh Steelers	73	29	0	.716
2.	New England Patriots	77	35	0	.688
3.	Green Bay Packers	63	33	0	.656
4.	New Orleans Saints	64	40	0	.615
5.	Indianapolis Colts	61	43	0	.587
	Kansas City Chiefs	61	43	0	.587

- Pittsburgh will play its 10th game in franchise history on Halloween and first since 2010. The Steelers are 5-4 on the date, including three victories over their last four Halloween games.

WALKOFF WIN

- Pittsburgh defeated Seattle in Week 6 after K **Chris Boswell** connected on a 37-yard field goal in overtime to win the game, 23-20.
- The Steelers improved to 25-21-3 (.541) in overtime games in team history (14-4-1, .763, at home) and to 7-3-1 (.682) at Heinz Field.
- Pittsburgh registered its first victory in overtime since a Week 17 win at Cleveland in 2016.
- The Steelers recorded their first victory in overtime at Heinz Field since a Week 17 win at Cleveland in 2016.

STEELERS YOUNG GUNS

- Pittsburgh started five rookies at Buffalo in Week 1, including C **Kendrick Green**, TE **Pat Freiermuth**, LT **Dan Moore Jr.**, RB **Najee Harris** and DB **Tre Norwood**. It marked the first time since at least 1991 that the Steelers have started as many as five rookies in a game.
- Pittsburgh has not started four or more rookies in a season opener since at least 1991.
- Pittsburgh started four rookies on offense, including Green, Freiermuth, Moore Jr. and Harris, for just the second time in any game since at least 1991. It marked the first time since Dec. 30, 2012 vs. Cleveland, that the Steelers started at least four rookies on offense (Kelvin Beachum, RT; David DeCastro, RG; Will Johnson, FB; Dave Paulson, TE).
- Moore Jr. is believed to be the first Steelers rookie to start at left tackle since the 1970 AFL-NFL merger.
- The Steelers were the only team in the NFL to start a rookie at left tackle (Moore Jr.) and center (Green) in the season opener.
- Green was one of two rookie centers to start, while Moore Jr. was one of three rookies to start at left tackle in the season opener.
- Pittsburgh has registered 22 starts from rookies through Week 7, which is the second-most in the NFL.

MOST GAMES STARTED BY ROOKIES IN 2021

RANK	TEAM	STARTS
1.	N.Y. Jets	32
2.	Pittsburgh Steelers	22
3.	Kansas City Chiefs	21
	Detroit Lions	21
	Miami Dolphins	21

- Pittsburgh registered 21 starts on offense alone from rookies through Week 5, which is the most in the NFL.

MOST GAMES STARTED ON OFFENSE BY ROOKIES IN 2021

RANK	TEAM	STARTS
1.	Pittsburgh Steelers	21
2.	N.Y. Jets	19
3.	Carolina Panthers	14
	Kansas City Chiefs	14
	Miami Dolphins	14

- Pittsburgh and Kansas City are the only teams in the NFL to have multiple rookies start on the offensive line in each of their games this season.

MOST GAMES STARTED BY ROOKIE OFFENSIVE LINEMEN IN 2021

RANK	TEAM	STARTS
1.	Kansas City Chiefs	14
2.	Pittsburgh Steelers	12
	Green Bay Packers	12
4.	Detroit Lions	7
	Las Vegas Raiders	7

WHEN FACING STARTING QB DRAFTED NO. 1 OVERALL

- Pittsburgh has played 101 games in franchise history against an opposing starting QB who was drafted No. 1 overall.
- The Steelers are 63-35-3 (.639) in the regular season when facing a starting QB who was drafted No. 1 overall.
- Pittsburgh ranks first in both winning percentage and victories in the regular season when facing a starting QB who was drafted No. 1 overall (since 1950).
- Pittsburgh could play as many as five games this season against an opposing starting QB who was drafted No. 1 overall (Joe Burrow, 2; Baker Mayfield, 2; Jared Goff 1).
- Pittsburgh played five games in 2020 against an opposing starting QB who was drafted No. 1 overall.
- Pittsburgh faced Cleveland’s Baker Mayfield (three times), Washington’s Alex Smith and Cincinnati’s Joe Burrow.
- Pittsburgh is 35-18-3 (.652) in the regular season at home when facing a starting QB who was drafted No. 1 overall.
- The Steelers are 28-17 (.622) in the regular season on the road when facing a starting QB who was drafted No. 1 overall.
- Pittsburgh is 23-13 (.639) in the regular season under head coach Mike Tomlin when facing a starting QB who was drafted No. 1 overall.

HIGHEST WIN PCT VS. STARTING QB DRAFTED NO. 1 OVERALL – SINCE 1950

RANK	TEAM	W	L	T	WIN PCT.
1.	Pittsburgh Steelers	63	35	3	.639
2.	Philadelphia Eagles	78	53	2	.594
3.	Denver Broncos	52	38	0	.578
4.	New England Patriots	57	42	0	.576
5.	Minnesota Vikings	55	48	1	.534

MOST WINS VS. STARTING QB DRAFTED NO. 1 OVERALL – SINCE 1950

RANK	TEAM	W	L	T	WIN PCT.
1.	Philadelphia Eagles	78	53	2	.594
2.	San Francisco 49ers	65	63	1	.508
3.	Pittsburgh Steelers	63	35	3	.639
	Green Bay Packers	63	53	1	.543
5.	Seattle Seahawks	61	63	1	.492

WHEN FACING STARTING QB DRAFTED NO. 1

63-35-3 (Home: 35-18-3, Road: 28-17)

Date	Player	Team	Result
10/28/1951	Charley Trippi	Chicago Cardinals	W, 28-14
10/26/1952	Charley Trippi	Chicago Cardinals	W, 34-28
12/2/1956	Billy Wade	L.A. Rams	W, 30-13
11/1/1959	King Hill	Chicago Cardinals	L, 45-24
12/13/1959	King Hill	Chicago Cardinals	W, 35-20
10/9/1960	George Shaw	New York Giants	L, 19-17
11/24/1963	Billy Wade	Chicago Bears	T, 17-17
12/1/1963	King Hill	Philadelphia Eagles	T, 20-20
10/24/1965	King Hill	Philadelphia Eagles	W, 20-14
10/22/1972	Jim Plunkett	New England Patriots	W, 33-3
12/8/1974	Jim Plunkett	New England Patriots	W, 21-17
9/19/1977	Jim Plunkett	San Francisco 49ers	W, 27-0
10/8/1978	Steve Bartkowski	Atlanta Falcons	W, 31-7
10/20/1980	Jim Plunkett	Oakland Raiders	L, 45-34
11/15/1981	Steve Bartkowski	Atlanta Falcons	W, 34-20
9/4/1983	John Elway	Denver Broncos	L, 14-10
10/28/1984	Steve Bartkowski	Atlanta Falcons	W, 35-10
12/1/1985	John Elway	Denver Broncos	L, 31-23
9/15/1986	John Elway	Denver Broncos	L, 21-10
11/5/1989	John Elway	Denver Broncos	L, 34-7
10/14/1990	John Elway	Denver Broncos	W, 34-17
10/6/1991	Jeff George	Indianapolis Colts	W, 21-3
11/3/1991	John Elway	Denver Broncos	L, 20-13
10/24/1993	Vinny Testaverde	Cleveland Browns	L, 28-23
11/21/1993	John Elway	Denver Broncos	L, 37-13
12/5/1993	Drew Bledsoe	New England Patriots	W, 17-14
1/2/1994	Vinny Testaverde	Cleveland Browns	W, 16-9
9/4/1994	Troy Aikman	Dallas Cowboys	L, 26-9
9/11/1994	Vinny Testaverde	Cleveland Browns	W, 17-10
12/18/1994	Vinny Testaverde	Cleveland Browns	W, 17-7
11/26/1995	Vinny Testaverde	Cleveland Browns	W, 20-17
12/16/1995	Drew Bledsoe	New England Patriots	W, 41-27
9/8/1996	Vinny Testaverde	Baltimore Ravens	W, 31-17
12/1/1996	Vinny Testaverde	Baltimore Ravens	L, 31-17
8/31/1997	Troy Aikman	Dallas Cowboys	L, 37-7
10/5/1997	Vinny Testaverde	Baltimore Ravens	W, 42-34
11/9/1997	Vinny Testaverde	Baltimore Ravens	W, 37-0
12/7/1997	John Elway	Denver Broncos	W, 35-24
12/13/1997	Drew Bledsoe	New England Patriots	W, 24-21
12/6/1998	Drew Bledsoe	New England Patriots	L, 23-9
11/14/1999	Tim Couch	Cleveland Browns	L, 16-15
9/17/2000	Tim Couch	Cleveland Browns	L, 23-20
10/8/2000	Vinny Testaverde	New York Jets	W, 20-3
12/16/2000	Jeff George	Washington Redskins	W, 24-3
11/11/2001	Tim Couch	Cleveland Browns	W, 15-12
12/9/2001	Vinny Testaverde	New York Jets	W, 18-7
1/6/2002	Tim Couch	Cleveland Browns	W, 28-7
9/29/2002	Tim Couch	Cleveland Browns	W, 16-13
10/21/2002	Peyton Manning	Indianapolis Colts	W, 28-10
11/3/2002	Tim Couch	Cleveland Browns	W, 23-20
11/10/2002	Mike Vick	Atlanta Falcons	T, 34-34

WHEN FACING STARTING QB DRAFTED NO. 1

63-35-3 (Home: 35-18-3, Road: 28-17)

Date	Player	Team	Result
12/8/2002	David Carr	Houston Texans	L, 24-6
10/5/2003	Tim Couch	Cleveland Browns	L, 33-13
10/3/2004	Carson Palmer	Cincinnati Bengals	W, 28-17
10/17/2004	Vinny Testaverde	Dallas Cowboys	W, 24-20
11/21/2004	Carson Palmer	Cincinnati Bengals	W, 19-14
12/18/2004	Eli Manning	New York Giants	W, 33-30
1/2/2005	Drew Bledsoe	Buffalo Bills	W, 29-24
9/18/2005	David Carr	Houston Texans	W, 27-7
10/23/2005	Carson Palmer	Cincinnati Bengals	W, 27-13
11/28/2005	Peyton Manning	Indianapolis Colts	L, 26-7
12/4/2005	Carson Palmer	Cincinnati Bengals	L, 38-31
9/24/2006	Carson Palmer	Cincinnati Bengals	L, 28-20
10/22/2006	Mike Vick	Atlanta Falcons	L, 41-38
12/31/2006	Carson Palmer	Cincinnati Bengals	W, 23-17
9/23/2007	Alex Smith	San Francisco 49ers	W, 37-16
10/28/2007	Carson Palmer	Cincinnati Bengals	W, 24-13
12/2/2007	Carson Palmer	Cincinnati Bengals	W, 24-10
10/26/2008	Eli Manning	New York Giants	L, 21-14
11/9/2008	Peyton Manning	Indianapolis Colts	L, 24-20
9/27/2009	Carson Palmer	Cincinnati Bengals	L, 23-20
11/15/2009	Carson Palmer	Cincinnati Bengals	L, 18-12
11/8/2010	Carson Palmer	Cincinnati Bengals	W, 27-21
12/12/2010	Carson Palmer	Cincinnati Bengals	W, 23-7
12/19/2011	Alex Smith	San Francisco 49ers	L, 20-3
9/9/2012	Peyton Manning	Denver Broncos	L, 31-19
9/23/2012	Carson Palmer	Oakland Raiders	L, 34-31
10/7/2012	Mike Vick	Philadelphia Eagles	W, 16-14
11/4/2012	Eli Manning	New York Giants	W, 24-20
11/17/2013	Matthew Stafford	Detroit Lions	W, 37-27
9/21/2014	Cam Newton	Carolina Panthers	W, 37-19
10/26/2014	Andrew Luck	Indianapolis Colts	W, 51-34
11/9/2014	Mike Vick	New York Jets	L, 20-13
12/21/2014	Alex Smith	Kansas City Chiefs	W, 20-12
10/18/2015	Carson Palmer	Arizona Cardinals	W, 25-13
10/25/2015	Alex Smith	Kansas City Chiefs	L, 23-13
10/2/2016	Alex Smith	Kansas City Chiefs	W, 43-14
12/4/2016	Eli Manning	New York Giants	W, 24-14
10/15/2017	Alex Smith	Kansas City Chiefs	W, 19-13
10/29/2017	Matthew Stafford	Detroit Lions	W, 20-15
10/28/2018	Baker Mayfield	Cleveland Browns	W, 33-18
11/8/2018	Cam Newton	Carolina Panthers	W, 52-21
11/10/2019	Jared Goff	L.A. Rams	W, 17-12
11/14/2019	Baker Mayfield	Cleveland Browns	L, 21-7
12/1/2019	Baker Mayfield	Cleveland Browns	W, 20-13
10/18/2020	Baker Mayfield	Cleveland Browns	W, 38-7
11/15/2020	Joe Burrow	Cincinnati Bengals	W, 36-10
12/7/2020	Alex Smith	Washington Football Team	L, 23-17
1/3/2021	Baker Mayfield	Cleveland Browns	L, 24-22
1/10/2021	Baker Mayfield	Cleveland Browns	L, 48-37
9/26/2021	Joe Burrow	Cincinnati Bengals	L, 24-10



WINNING ERA OF FREE AGENCY

- Pittsburgh has the third-best regular-season record in the NFL during the free agency era (since 1993) with a 286-166-2 (.632) mark.
- The Steelers are one of three teams (New England, 306; Green Bay, 290) with at least 275 regular-season wins since 1993.
- Pittsburgh's .632 regular-season winning percentage during the free agency era (since 1993) ranks third in the League.

MOST REGULAR-SEASON WINS IN THE FREE AGENCY ERA

RANK	TEAM	WINS
1.	New England Patriots	306
2.	Green Bay Packers	290
3.	Pittsburgh Steelers	286
4.	Indianapolis Colts	260
5.	Denver Broncos	259

BEST REGULAR-SEASON WIN PERCENTAGE IN THE FREE AGENCY ERA

RANK	TEAM	RECORD	WIN PCT.
1.	New England Patriots	306-149	.673
2.	Green Bay Packers	290-163-2	.640
3.	Pittsburgh Steelers	286-166-2	.632
4.	Indianapolis Colts	260-195	.571
5.	Denver Broncos	259-196	.569

- Pittsburgh's 162 regular-season home victories during the free agency era (since 1993) rank third in the League.
- Pittsburgh's .713 regular-season home winning percentage during the free agency era (since 1993) ranks third in the League.

MOST REGULAR-SEASON HOME WINS IN THE FREE AGENCY ERA

RANK	TEAM	WINS
1.	Green Bay Packers	172
2.	New England Patriots	170
3.	Pittsburgh Steelers	162
4.	Minnesota Vikings	151
5.	Denver Broncos	150

BEST REGULAR-SEASON HOME RECORD IN THE FREE AGENCY ERA

RANK	TEAM	RECORD	WIN PCT.
1.	Green Bay Packers	172-53-2	.762
2.	New England Patriots	170-59	.742
3.	Pittsburgh Steelers	162-65-1	.713
4.	Baltimore Ravens	141-62-1	.694
5.	Minnesota Vikings	151-76	.665

- Pittsburgh's 124 regular-season road victories during the free agency era (since 1993) rank second in the League.
- Pittsburgh's .551 regular-season road winning percentage during the free agency era (since 1993) ranks second in the League.

MOST REGULAR-SEASON ROAD WINS IN THE FREE AGENCY ERA

RANK	TEAM	WINS
1.	New England Patriots	136
2.	Pittsburgh Steelers	124
3.	Green Bay Packers	118
4.	New Orleans Saints	115
5.	Indianapolis Colts	114

BEST REGULAR-SEASON ROAD RECORD IN THE FREE AGENCY ERA

RANK	TEAM	RECORD	WIN PCT.
1.	New England Patriots	136-90	.602
2.	Pittsburgh Steelers	124-101-1	.551
3.	Green Bay Packers	118-110	.518
4.	New Orleans Saints	115-112	.507
5.	Indianapolis Colts	114-114	.500
	Philadelphia Eagles	113-113-2	.500

SINCE THE 1970 AFL-NFL MERGER

- Pittsburgh recorded its 475th regular-season win since the 1970 AFL-NFL merger in Week 1 of 2020 at the N.Y. Giants. The Steelers became the first NFL team since the merger to reach 475 wins.
- The Steelers are 489-306-3 (.615) during the regular season since 1970.
- Pittsburgh's 489 victories since the 1970 AFL-NFL merger rank first in the League.
- The Steelers are one of four teams (Dallas, 464; New England, 459; Miami, 453; Denver, 452) with at least 450 regular-season wins since the 1970 AFL-NFL merger.
- Pittsburgh's .615 winning percentage since the 1970 AFL-NFL merger ranks first in the League.

MOST REGULAR-SEASON WINS SINCE 1970 AFL-NFL MERGER

RANK	TEAM	WINS
1.	Pittsburgh Steelers	489
2.	Dallas Cowboys	464
3.	New England Patriots	459
4.	Miami Dolphins	453
5.	Denver Broncos	452

BEST REGULAR-SEASON WIN PERCENTAGE SINCE 1970 AFL-NFL MERGER

RANK	TEAM	RECORD	WIN PCT.
1.	Pittsburgh Steelers	489-306-3	.615
2.	Dallas Cowboys	464-334	.581
3.	New England Patriots	459-340	.574
4.	Denver Broncos	452-341-6	.570
5.	Miami Dolphins	453-344-2	.568

- The Steelers own the best regular-season home record in the NFL with a 287-112-1 mark (.719) since 1970.
- Pittsburgh's 287 regular-season home victories since the 1970 AFL-NFL merger rank first in the League.
- The Steelers are the only team with at least 275 regular-season home wins since the 1970 AFL-NFL merger.
- Pittsburgh's .719 regular-season home winning percentage since the 1970 AFL-NFL merger ranks first in the League.

MOST REGULAR-SEASON HOME WINS SINCE 1970 AFL-NFL MERGER

RANK	TEAM	WINS
1.	Pittsburgh Steelers	287
2.	Denver Broncos	269
3.	Minnesota Vikings	266
4.	New England Patriots	261
5.	Dallas Cowboys	260

BEST REGULAR-SEASON HOME WIN PERCENTAGE SINCE 1970 AFL-NFL MERGER

RANK	TEAM	RECORD	WIN PCT.
1.	Pittsburgh Steelers	287-112-1	.719
2.	Baltimore Ravens	141-62-1	.694
3.	Denver Broncos	269-127-4	.678
4.	Minnesota Vikings	266-133-1	.666
5.	Dallas Cowboys	260-139	.652

- The Steelers own the second-best regular-season road record in the NFL with a 202-194-2 mark (.510) since 1970.
- Pittsburgh's 202 regular-season road victories since the 1970 AFL-NFL merger rank second in the League.
- The Steelers are one of two teams (Dallas, 204) with at least 200 regular-season road wins since the 1970 AFL-NFL merger.
- Pittsburgh's .510 regular-season road winning percentage since the 1970 AFL-NFL merger ranks tied for first in the League.

MOST REGULAR-SEASON ROAD WINS SINCE 1970 AFL-NFL MERGER

RANK	TEAM	WINS
1.	Dallas Cowboys	204
2.	Pittsburgh Steelers	202
3.	San Francisco 49ers	198
	New England Patriots	198
5.	Miami Dolphins	195

BEST REGULAR-SEASON ROAD WIN PERCENTAGE SINCE 1970 AFL-NFL MERGER

RANK	TEAM	RECORD	WIN PCT.
1.	Dallas Cowboys	204-195	.511
2.	Pittsburgh Steelers	202-194-2	.510
3.	San Francisco 49ers	198-200-1	.497
4.	New England Patriots	198-200	.497
5.	Miami Dolphins	195-205-1	.488

THE STANDARD IS THE STANDARD

- Pittsburgh has recorded 17 consecutive seasons with a .500 record or better, which is the longest active streak in the NFL and the longest streak in team history (previous record was 13, 1972-1984).

MOST ACTIVE CONSECUTIVE NON-LOSING SEASONS

RANK	TEAM	SEASONS	YEARS
1.	Pittsburgh Steelers	17	2004-20
2.	Seattle Seahawks	9	2012-20
3.	Kansas City Chiefs	8	2013-20
4.	Tennessee Titans	5	2016-20
	Baltimore Ravens	5	2016-20

MOST CONSECUTIVE NON-LOSING SEASONS SINCE 1970 AFL-NFL MERGER

RANK	TEAM	SEASONS	YEARS
1.	New England Patriots	19	2001-19
2.	Pittsburgh Steelers	17	2004-20
3.	San Francisco 49ers	16	1983-98
	Dallas Cowboys	16	1970-85
5.	Miami Dolphins	15	1989-2003
6.	Pittsburgh Steelers	13	1972-84
	Green Bay Packers	13	1992-2004

- Steelers QB **Ben Roethlisberger** (2004-20) has played on a team with a .500 record or better in each of his 17 seasons in the NFL, which is an NFL record for an individual player.
- C Frank Winters (1987-2002; Cleveland, N.Y. Giants, Kansas City and Green Bay) held the previous League record with 16 seasons. G Gene Hickerson (1958-60, 1962-73; Cleveland) and LB James Harrison (2002-17; Pittsburgh, Cincinnati and New England) had 15.

MOST CONSECUTIVE NON-LOSING SEASONS (PLAYER)

RANK	PLAYER	SEASONS
1.	Ben Roethlisberger	17 (2004-20)
2.	Frank Winters	16 (1987-2002)
3.	Gene Hickerson	15 (1958-60, 1962-73)
	James Harrison	15 (2002-17)

KINGS OF THE NORTH

- Pittsburgh captured the 2020 AFC North title, which marked the franchise's 24th overall division title, ninth since 2002 and fourth in the last seven years (2014, 2016, 2017 and 2020).
- The Steelers earned a division title for the 24th time since the 1970 AFL-NFL merger – the most division crowns by an NFL team in that span.
- Pittsburgh reached the playoffs for the 32nd time since the 1970 AFL-NFL merger – the most playoff berths by an NFL team in that span.
- Since the AFC North was adopted after the restructuring of the 2002 NFL season when the League realigned divisions after expanding to 32 teams, **Mike Tomlin** has won the division seven times (2007, 2008, 2010, 2014, 2016, 2017 and 2020).
- No other head coach has won the AFC North more than four times (John Harbaugh and Marvin Lewis).
- Pittsburgh's nine AFC North titles nearly equal the combined total from the rest of the division since 2002.

AFC NORTH TITLES

TEAM	TITLES
Baltimore Ravens/ Cincinnati Bengals/ Cleveland Browns	10
Pittsburgh Steelers	9

AFC NORTH TITLES

RANK	TEAM	TITLES
1.	Pittsburgh Steelers	9
2.	Baltimore Ravens	6
3.	Cincinnati Bengals	4
4.	Cleveland Browns	0

STEELERS DOMINATE THE AFC NORTH

- Pittsburgh has either won or shared the AFC North Title 10 times (2002, 2004, 2007, 2008, 2010, 2011, 2014, 2016, 2017 and 2020) and finished second on six other occasions (2005, 2006, 2009, 2013, 2015 and 2018).
- Pittsburgh owns an overall record of 84-37-1 (.693) against the AFC North.
- The Steelers' 84 all-time victories against the AFC North are the most of any divisional team.
- Pittsburgh's .693 all-time winning percentage against the AFC North is the highest of any divisional team.
- Pittsburgh owns a regular-season record of 79-35-1 (.691) vs. the AFC North.
- The Steelers' 79 regular-season victories against the AFC North are the most of any divisional team.
- Pittsburgh's .691 regular-season winning percentage against the AFC North is the highest of any divisional team.
- The Steelers' 79 regular-season wins and .691 regular-season winning percentage against division opponents are the third-most and third-highest among all NFL teams in divisional games (New England, 90 and .769; Indianapolis, 81 and .698).

REGULAR-SEASON AFC NORTH INTER-DIVISION RECORD

RANK	TEAM	W	L	T	WIN PCT.
1.	Pittsburgh Steelers	79	35	1	.691
2.	Baltimore Ravens	67	48	0	.583
3.	Cincinnati Bengals	53	63	0	.457
4.	Cleveland Browns	30	83	1	.268

- Pittsburgh owns a regular-season home record of 43-15 (.741) vs. the AFC North.
- The Steelers' 43 regular-season home victories vs. the AFC North foes are the most of any divisional team.
- Pittsburgh's .741 regular-season home winning percentage vs. the AFC North is the highest of any divisional team.
- Pittsburgh's 43 regular-season home wins and .741 regular-season home winning percentage against division opponents are the third-most and third-highest among all NFL teams in divisional games (New England, 49 and .831; Indianapolis, 45 and .776).

REGULAR-SEASON AFC NORTH INTER-DIVISION HOME RECORD

RANK	TEAM	W	L	T	WIN PCT.
1.	Pittsburgh Steelers	43	15	0	.741
2.	Baltimore Ravens	39	19	0	.672
3.	Cincinnati Bengals	28	29	0	.491
4.	Cleveland Browns	19	37	1	.342

- Pittsburgh owns a regular-season road record of 36-20-1 (.640) vs. AFC North.
- The Steelers' 36 regular-season road victories against the AFC North are the most of any divisional team.
- Pittsburgh's .640 regular-season road winning percentage against the AFC North is the highest of any divisional team.
- Pittsburgh's 36 regular-season road wins and .640 regular-season road winning percentage against division opponents are tied for the third-most and third-highest among all NFL teams in divisional games (New England, 41 and .707; Green Bay, 38 and .655).

REGULAR-SEASON AFC NORTH INTER-DIVISION ROAD RECORD

RANK	TEAM	W	L	T	WIN PCT.
1.	Pittsburgh Steelers	36	20	1	.640
2.	Baltimore Ravens	28	29	0	.491
3.	Cincinnati Bengals	25	34	0	.424
4.	Cleveland Browns	11	46	0	.193

HALFTIME GOT YOU DOWN

- Pittsburgh rallied from a 10-0 halftime deficit in Week 1 at Buffalo for a 23-16 win. According to the NFL Media Research Department and the Elias Sports Bureau, the Steelers became just the second team in NFL history to win a Week 1 game after trailing by at least ten points and being shutout at the half.
- Teams had previously been 1-104-1 in such situations.
- Pittsburgh has won five games when trailing at halftime since 2020, which ranks second in the NFL.
- Pittsburgh's .455 winning percentage when trailing at halftime ranks third in the NFL since 2020.

MOST VICTORIES WHEN TRAILING AT HALFTIME SINCE 2020

RANK	TEAM	WINS
1.	Kansas City Chiefs	6
2.	Pittsburgh Steelers	5
3.	Arizona Cardinals	4
	Tampa Bay Buccaneers	4
	Washington Football Team	4
	Tennessee Titans	4

BEST WIN PERCENTAGE WHEN TRAILING AT HALFTIME SINCE 2020

RANK	TEAM	RECORD	WIN PCT.
1.	Kansas City Chiefs	6-4	.600
2.	Green Bay Packers	2-2	.500
3.	Pittsburgh Steelers	5-6	.455
4.	Tennessee Titans	4-5	.444
5.	Baltimore Ravens	3-4	.429

- The Steelers have won four games when trailing at the end of the third quarter since 2020, which is tied for the most in the NFL.

MOST VICTORIES WHEN TRAILING AFTER 3RD QUARTER SINCE 2020

RANK	TEAM	WINS
1.	Pittsburgh Steelers	4
	Washington Football Team	4
	L.A. Chargers	4
	Tennessee Titans	4
5.	Five teams tied with	3

- Pittsburgh has won three games in which it trailed by 10 or more points at halftime since 2020, which is the most in the League.

MOST VICTORIES WHEN TRAILING BY 10+ POINTS AT HALFTIME SINCE 2020

RANK	TEAM	WINS
1.	Pittsburgh Steelers	3
2.	Washington Football Team	2
	Tampa Bay Buccaneers	2
4.	11 teams tied with	1

- Pittsburgh has won four games in which it trailed by 10 or more points in the second half since 2020, which is tied for the most in the League.

MOST VICTORIES WHEN TRAILING BY 10+ POINTS IN SECOND HALF SINCE 2020

RANK	TEAM	WINS
1.	Pittsburgh Steelers	4
	Tennessee Titans	4
3.	Tampa Bay Buccaneers	3
	Minnesota Vikings	3
	Philadelphia Eagles	3

- The Steelers have won seven games in which they trailed by 10 or more points since 2020, which is the most in the NFL.

MOST VICTORIES WHEN TRAILING BY 10+ POINTS SINCE 2020

RANK	TEAM	WINS
1.	Pittsburgh Steelers	7
2.	Kansas City Chiefs	6
	New Orleans Saints	6
4.	Tennessee Titans	5
	Tampa Bay Buccaneers	5
	Seattle Seahawks	5
	Philadelphia Eagles	5

- Pittsburgh has registered 18 regular-season victories when trailing in the second half by 10 or more points since QB **Ben Roethlisberger** entered the NFL in 2004, which ranks second in the League over that span.

MOST VICTORIES WHEN TRAILING BY 10+ POINTS IN THE SECOND HALF SINCE 2004

RANK	TEAM	WINS
1.	Indianapolis Colts	20
2.	Pittsburgh Steelers	18
3.	Denver Broncos	16
4.	L.A. Chargers	15
5.	Miami Dolphins	14
	New England Patriots	14

- Pittsburgh has registered 11 regular-season road victories when trailing in the second half by 10 or more points since QB **Ben Roethlisberger** entered the NFL in 2004, which ranks tied for first in the League over that span.

MOST ROAD VICTORIES WHEN TRAILING BY 10+ POINTS IN THE SECOND HALF SINCE 2004

RANK	TEAM	WINS
1.	Pittsburgh Steelers	11
	L.A. Chargers	11
3.	Indianapolis Colts	10
4.	Kansas City Chiefs	9
	Tennessee Titans	9
	Dallas Cowboys	9

- Pittsburgh has registered 27 regular-season victories when trailing by 10 or more points since QB **Ben Roethlisberger** entered the NFL in 2004, which ranks first in the League over that span.

MOST VICTORIES WHEN TRAILING BY 10+ POINTS SINCE 2004

RANK	TEAM	WINS
1.	Pittsburgh Steelers	27
2.	Indianapolis Colts	26
	New England Patriots	26
4.	Denver Broncos	25
	New Orleans Saints	25
	Chicago Bears	25

KINGS OF THE AFC

- Pittsburgh is 372-234-2 (.613) in regular-season games against the AFC since the 1970 AFL-NFL merger.
- The Steelers' 372 regular-season victories against the AFC since the 1970 AFL-NFL merger rank first in the League.
- Pittsburgh is the only team in the NFL with at least 360 regular-season wins against the AFC since the 1970 AFL-NFL merger.
- The Steelers' .613 regular-season winning percentage against the AFC since the 1970 AFL-NFL merger ranks first in the League.

MOST REGULAR-SEASON WINS BY AFC TEAM VS. AFC SINCE 1970 AFL-NFL MERGER

RANK	TEAM	WINS
1.	Pittsburgh Steelers	372
2.	New England Patriots	355
3.	Denver Broncos	344
4.	Miami Dolphins	339
5.	Indianapolis Colts	312

BEST REGULAR-SEASON WIN PERCENTAGE BY AFC TEAM VS. AFC SINCE 1970 AFL-NFL MERGER

RANK	TEAM	RECORD	WIN PCT.
1.	Pittsburgh Steelers	372-234-2	.613
2.	New England Patriots	355-255	.582
3.	Denver Broncos	344-256-4	.573
4.	Miami Dolphins	339-267-2	.559
5.	Baltimore Ravens	171-137	.555

- Pittsburgh is 217-87 (.714) in regular-season home games against the AFC since the 1970 AFL-NFL merger.
- The Steelers' 217 regular-season home victories against the AFC since the 1970 AFL-NFL merger rank first in the League.
- Pittsburgh's .714 regular-season home winning percentage against the AFC since the 1970 AFL-NFL merger ranks first in the League.

MOST REGULAR-SEASON HOME WINS BY AFC TEAM VS. AFC SINCE 1970 AFL-NFL MERGER

RANK	TEAM	WINS
1.	Pittsburgh Steelers	217
2.	New England Patriots	206
3.	Denver Broncos	203
4.	Miami Dolphins	195
5.	Kansas City Chiefs	181

BEST REGULAR-SEASON HOME WIN PERCENTAGE BY AFC TEAM VS. AFC SINCE 1970 AFL-NFL MERGER

RANK	TEAM	RECORD	WIN PCT.
1.	Pittsburgh Steelers	217-87	.714
2.	Denver Broncos	203-94-4	.682
3.	New England Patriots	205-99	.674
4.	Baltimore Ravens	102-51	.667
5.	Miami Dolphins	195-108-1	.643

- Pittsburgh is 155-147-2 (.513) in regular-season road games against the AFC since the 1970 AFL-NFL merger.
- The Steelers' 155 regular-season road victories against the AFC since the 1970 AFL-NFL merger rank first in the League.
- Pittsburgh's .513 regular-season road winning percentage against the AFC since the 1970 AFL-NFL merger ranks first in the League.
- The Steelers are the only franchise in the AFC with an above .500 record in conference road games since the 1970 AFL-NFL merger.

MOST REGULAR-SEASON ROAD WINS BY AFC TEAM VS. AFC SINCE 1970 AFL-NFL MERGER

RANK	TEAM	WINS
1.	Pittsburgh Steelers	155
2.	New England Patriots	149
3.	Miami Dolphins	144
	Indianapolis Colts	144
5.	Denver Broncos	141

BEST REGULAR-SEASON ROAD WIN PERCENTAGE BY AFC TEAM VS. AFC SINCE 1970 AFL-NFL MERGER

RANK	TEAM	RECORD	WIN PCT.
1.	Pittsburgh Steelers	155-147-2	.513
2.	New England Patriots	149-156	.489
3.	Miami Dolphins	144-159-1	.475
4.	Indianapolis Colts	144-164	.468
5.	Denver Broncos	141-161	.467

TOMLIN AMONG THE BEST

- **Mike Tomlin** has led Pittsburgh to a 148-81-1 (.646) record in the regular season since becoming the team's head coach in 2007.
- Tomlin ranks 12th in NFL history with a regular-season record of 67 games over .500.

MOST GAMES ABOVE .500 BY HEAD COACH IN NFL HISTORY

RANK	COACH	GAMES > .500
8.	Marty Schottenheimer, 1984-2006	74
9.	John Madden, 1969-1978	71
10.	Tony Dungy, 1996-2008	70
11.	George Allen, 1966-1977	69
12.	Mike Tomlin, 2007-2021	67

- Tomlin, Bill Belichick, Andy Reid and Marty Schottenheimer are the only coaches in NFL history with career records of 60 or more games over .500 not in the Pro Football Hall of Fame.
- Tomlin's 148 regular-season victories are second-best in the NFL since 2007.

NFL HEAD COACH RECORDS SINCE 2007

RANK	COACH	RECORD	PLAYOFF APPS.	SUPER BOWL APPS.
1.	Bill Belichick	172-59	13	4
2.	Mike Tomlin	148-81-1	9	2
3.	Andy Reid	144-86-1	10	2
4.	Sean Payton	136-77	8	1
5.	John Harbaugh	134-81	9	1

- His 148 regular-season victories are the third-most among active coaches in the NFL.

MOST REGULAR-SEASON WINS BY AN ACTIVE NFL HEAD COACH

RANK	COACH	WINS
1.	Bill Belichick	283
2.	Andy Reid	224
3.	Mike Tomlin	148
4.	Pete Carroll	147
5.	Sean Payton	146

- Tomlin's 148 regular-season victories rank 21st in NFL history.

MOST REGULAR-SEASON WINS BY HEAD COACH IN NFL HISTORY

RANK	COACH	WINS
18.	Joe Gibbs	154
19.	Steve Owen	153
20.	Bill Cowher	149
21.	Mike Tomlin	148
22.	Pete Carroll	147

- Tomlin's .646 regular-season win percentage ranks 10th in NFL history (minimum 100 games).

HEAD COACH WIN PERCENTAGE IN NFL HISTORY (MIN. 100 GAMES)

RANK	COACH	WIN PCT.
1.	John Madden	.759
2.	Vince Lombardi	.738
3.	George Allen	.712
4.	Blanton Collier	.691
5.	George Halas	.682
6.	Don Shula	.677
7.	Bill Belichick	.669
8.	Tony Dungy	.668
9.	George Seifert	.648
10.	Mike Tomlin	.646

- Tomlin's .646 regular-season win percentage ranks second among active NFL head coaches (minimum 100 games).

TOMLIN'S RECORD WHEN

Overall	148	81	1
Home	84	32	0
Away	64	49	1
In overtime	7	7	0
Grass	117	60	1
Turf	31	21	0
Indoors	11	4	0
Outdoors	137	77	1
AFC	110	61	1
AFC North	58	26	1
AFC East	15	15	0
AFC South	22	7	0
AFC West	15	13	0
NFC	38	20	0
NFC North	8	5	0
NFC East	10	6	0
NFC South	8	4	0
NFC West	12	5	0
Playoffs	8	8	0
Wild Card	2	4	0
Divisional	3	2	0
Title Game	2	1	0
Super Bowl	1	1	0
On Sunday Night Football	18	12	0
On Monday Night Football	16	3	0
On Thursday Night Football	8	7	0
On Saturday	1	0	0
On Sunday at 1 pm ET	78	33	1
On Sunday at 4:25 pm ET	25	25	1
In September	27	23	1
In October	40	15	0
In November	37	19	0
In December	39	23	0
In January	5	1	0
Coming off a loss	50	28	0
Coming off a win	89	47	0
Coming off a tie	0	1	0
Opponent Coming off a loss	65	41	0
Opponent Coming off a win	73	35	0
Opponent Coming off a tie	1	0	0
Coming off a Bye	10	4	0
Opponent coming off a Bye	9	5	0
Scoring first	90	33	1
Opponent scores first	58	48	0
Leading at any point	146	51	1
Trailing at any point	86	80	0
Leading at halftime	107	20	1
Tied at halftime	10	9	0
Trailing at halftime	31	52	0
Decided by 3 points or fewer	29	27	1
Decided by 7 points or fewer	69	52	1
Decided by 8 pts or fewer	76	52	0
*Opp. Missed Playoffs	92	45	1
*Opp. Lost Wild Card	21	12	0
*Opp. Lost Divisional Playoff	22	10	0
*Opp. Lost Title Game	8	7	0
*Opp. Lost Super Bowl	3	1	0

TOMLIN'S RECORD WHEN

*Opp. Won Super Bowl	2	6	0
Leading after three quarters	116	16	1
Tied after three quarters	10	8	0
Trailing after three quarters	22	57	0
Scoring 40+ points	11	0	0
Scoring 30-39 points	37	7	0
Scoring 20-29 points	75	26	1
Scoring 0-19 points	25	48	0
Allowing 40+ points	0	3	0
Allowing 30-39 points	5	20	0
Allowing 20-29 points	43	43	1
Allowing 0-19 Points	100	15	0
3 days rest	7	6	0
4 days rest	1	1	0
5 days rest	11	8	0
6 days rest	85	51	0
7 days rest	13	2	0
9 days rest	11	3	0
10 days rest	1	1	0
12 days rest	0	1	0
13 days rest	8	3	0
14 days rest	2	0	0
Opp. 3 days rest	7	6	0
Opp. 5 days rest	8	8	0
Opp. 6 days rest	95	49	0
Opp. 7 days rest	14	3	0
Opp. 9 days rest	4	4	0
Opp. 10 days rest	2	1	0
Opp. 13 days rest	8	5	0
Opp. 14 days rest	1	0	0
Outrushing opponent	105	21	0
Getting outrushed	42	60	1
Rushing Yards tied	1	0	0
Passing for more yards	45	32	0
Passing for fewer yards	103	49	1
Outgaining opponent	117	40	1
Outgained by opponent	31	41	0
Clear	127	70	1
Rain	18	8	0
Snow	3	3	0
Below 32-degrees	14	8	0
Above 32-degrees	134	73	1
Winning time of possession	112	36	1
Losing time of possession	36	45	0
Scoring a defensive TD	28	2	0
Allowing a defensive TD	7	11	0
Scoring a special teams TD	11	0	0
Allowing a special teams TD	5	7	0
Fewer penalty yards	80	47	0
More penalty yards	68	34	1
Winning turnover battle	80	11	0
Losing turnover battle	26	52	1
Tied turnover battled	42	18	0
-1 Turnovers	26	52	1
-2 Turnovers	6	29	1
-3 Turnovers	3	18	1
-4 Turnovers	0	11	1

TOMLIN'S RECORD WHEN

-5 Turnovers	0	3	1
-6 Turnovers	0	2	0
-7 Turnovers	0	2	0
+1 Turnovers	80	11	0
+2 Turnovers	45	2	0
+3 Turnovers	17	1	0
+4 Turnovers	6	0	0
+5 Turnovers	1	0	0
+6 Turnovers	1	0	0
100-yard rusher	52	8	1
100-yard receiver	61	39	1
200-yard passer	115	60	1
200-yard rusher	2	0	0
200-yard receiver	2	1	0
300-yard passer	38	26	1
400-yard passer	4	7	0
500-yard passer	3	0	0
Opp. 100-yard rusher	12	20	1
Opp. 100-yard receiver	41	27	1
Opp. 200-yard passer	85	50	0
Opp. 200-yard rusher	0	1	0
Opp. 200-yard receiver	2	0	0
Opp. 300-yard passer	20	18	0
Opp. 400-yard passer	4	1	0
Opp. 500-yard passer	0	0	0
Arizona Cardinals	3	1	0
Atlanta Falcons	3	0	0
Baltimore Ravens	14	14	0
Buffalo Bills	5	2	0
Carolina Panthers	3	0	0
Chicago Bears	0	3	0
Cincinnati Bengals	22	7	0
Cleveland Browns	22	5	1
Dallas Cowboys	2	2	0
Denver Broncos	4	3	0
Detroit Lions	3	0	0
Green Bay Packers	3	1	0
Houston Texans	4	1	0
Indianapolis Colts	7	1	0
Jacksonville Jaguars	5	2	0
Kansas City Chiefs	5	3	0
Las Vegas Raiders	2	5	0
Los Angeles Chargers	4	2	0
Los Angeles Rams	4	0	0
Miami Dolphins	4	2	0
Minnesota Vikings	2	1	0
New England Patriots	3	7	0
New Orleans Saints	0	3	0
New York Giants	3	1	0
New York Jets	3	4	0
Philadelphia Eagles	2	2	0
San Francisco 49ers	2	2	0
Seattle Seahawks	3	2	0
Tampa Bay Buccaneers	2	1	0
Tennessee Titans	6	3	0
Washington Football Team	3	1	0

ACTIVE HEAD COACH WINNING PERCENTAGE (MIN. 100 GAMES)

RANK	COACH	W	L	T	WIN PCT.
1.	Bill Belichick	283	140	0	.669
2.	Mike Tomlin	148	81	1	.646
3.	Sean Payton	146	83	0	.638
4.	Andy Reid	224	134	1	.625
5.	John Harbaugh	134	81	0	.623

TOMLIN PUSHING TO 150

- With 148 career victories, **Mike Tomlin** is on the verge of becoming the 20th head coach in NFL history to reach 150 career wins.
- With victories in Week 8 at Cleveland and Week 9 vs. Chicago, Tomlin would become the fourth-fastest head coach to 150 career victories in League history.

FEWEST GAMES COACHED TO 150 CAREER VICTORIES

RANK	PLAYER	GAMES
1.	Don Shula	204
2.	George Halas	223
3.	Curly Lambeau	228
4.	Mike Tomlin	232*
5.	Bud Grant	239

*with victories Sunday at Cleveland and Week 9 vs. Chicago

TOMLIN AWAY FROM HEINZ FIELD

- Tomlin and the Steelers' 64 regular-season road victories rank third in the NFL since 2007.
- Tomlin and the Steelers' .566 regular-season road winning percentage ranks fourth in the NFL since 2007.

MOST REGULAR-SEASON ROAD WINS SINCE 2007

RANK	COACH	WINS
1.	Bill Belichick	76
2.	Andy Reid	72
3.	Mike Tomlin	64
4.	Sean Payton	63
5.	John Harbaugh	54

BEST REGULAR-SEASON ROAD WIN PERCENTAGE SINCE 2007

RANK	COACH	RECORD	WIN PCT.
1.	Bill Belichick	76-38	.667
2.	Andy Reid	72-43-1	.625
3.	Sean Payton	63-44	.589
4.	Mike Tomlin	64-49-1	.566
5.	Pete Carroll	50-41-1	.549

TOMLIN IN THE DIVISION

- Mike Tomlin** is 58-26-1 (.688) in the regular-season against AFC North teams since becoming Pittsburgh's head coach in 2007.
- His 58 regular-season wins against division opponents are the most of any AFC North team since 2007, and tied for the third-most among all NFL teams in divisional games (New England, 67; Green Bay, 59; Indianapolis 58):

AFC NORTH INTER-DIVISION RECORD SINCE 2007

RANK	TEAM	W	L	T	WIN PCT.
1.	Pittsburgh Steelers	58	26	1	.688
2.	Baltimore Ravens	50	35	0	.588
3.	Cincinnati Bengals	39	47	0	.453
4.	Cleveland Browns	22	61	1	.268

- Tomlin owns an impressive 33-10 (.767) record against divisional foes at Heinz Field during the regular season.

AFC NORTH INTER-DIVISION HOME RECORD SINCE 2007

RANK	TEAM	W	L	T	WIN PCT.
1.	Pittsburgh Steelers	33	10	0	.767
2.	Baltimore Ravens	28	14	0	.667
3.	Cincinnati Bengals	22	20	0	.524
4.	Cleveland Browns	15	26	1	.369

- Tomlin has won at least four games against division opponents in 11 of his 14 seasons, including 4-2 in 2020.
- Tomlin is 25-16-1 (.607) on the road against divisional foes during the regular-season.

AFC NORTH INTER-DIVISION ROAD RECORD SINCE 2007

RANK	TEAM	W	L	T	WIN PCT.
1.	Pittsburgh Steelers	25	16	1	.607
2.	Baltimore Ravens	22	20	0	.524
3.	Cincinnati Bengals	17	27	0	.386
4.	Cleveland Browns	7	35	0	.167

TOMLIN VS. AFC

- During his career, **Mike Tomlin's** regular-season record against the AFC is 110-61-1 (.642).
- Tomlin's 110 regular-season victories against the AFC rank eighth in NFL history.
- Tomlin's .642 regular-season winning percentage against the AFC ranks fifth in NFL history.

MOST REGULAR-SEASON WINS VS. AFC BY HEAD COACH IN NFL HISTORY

RANK	COACH	WINS
1.	Bill Belichick	212
2.	Don Shula	190
3.	Chuck Noll	147
4.	Marty Schottenheimer	142
5.	Mike Shanahan	116
6.	Bill Cowher	115
7.	Marv Levy	112
8.	Mike Tomlin	110
9.	Chuck Knox	109
10.	Jeff Fisher	106

BEST REGULAR-SEASON WIN PERCENTAGE VS. AFC BY HEAD COACH IN NFL HISTORY (MIN. 100 GAMES)

RANK	COACH	WIN PCT.
1.	Tony Dungy	.731
2.	John Madden	.724
3.	Bill Belichick	.671
4.	Andy Reid	.653
5.	Mike Tomlin	.642
6.	Don Shula	.631
7.	Bill Cowher	.628
8.	John Harbaugh	.617
9.	Marty Schottenheimer	.599
10.	Jim Mora	.589

- Pittsburgh's 110 regular-season victories against the AFC under Tomlin rank second among AFC teams since 2007.
- Pittsburgh's .642 regular-season winning percentage against the AFC under Tomlin ranks second among AFC teams since 2007.

AFC TEAMS VS. AFC SINCE 2007

RANK	TEAM	W	L	T	WIN PCT.
1.	New England Patriots	130	42	0	.756
2.	Pittsburgh Steelers	110	61	1	.642
3.	Baltimore Ravens	102	72	0	.586
4.	Indianapolis Colts	100	72	0	.581
5.	L.A. Chargers	92	80	0	.535

- Pittsburgh's 62 regular-season home victories against the AFC under Tomlin rank second among AFC teams since 2007.
- Pittsburgh's .713 regular-season home winning percentage against the AFC under Tomlin ranks second among AFC teams since 2007.

AFC TEAMS VS. AFC AT HOME SINCE 2007

RANK	TEAM	W	L	T	WIN PCT.
1.	New England Patriots	75	11	0	.872
2.	Pittsburgh Steelers	62	25	0	.713
3.	Baltimore Ravens	61	27	0	.693
4.	Indianapolis Colts	56	29	0	.659
5.	Houston Texans	51	35	0	.593

- Pittsburgh's 48 regular-season road victories against the AFC under Tomlin rank second among AFC teams since 2007.
- Pittsburgh's .571 regular-season road winning percentage against the AFC under Tomlin ranks second among AFC teams since 2007.

AFC TEAMS VS. AFC ON THE ROAD SINCE 2007

RANK	TEAM	W	L	T	WIN PCT.
1.	New England Patriots	55	31	0	.640
2.	Pittsburgh Steelers	48	36	1	.571
3.	Kansas City Chiefs	45	41	0	.523
4.	Indianapolis Colts	44	43	0	.506
5.	L.A. Chargers	43	43	0	.500

- Including the postseason, Tomlin has a .632 winning percentage (117-68-1) against the AFC during his first 14 years.

WINNING RECORD IN FIRST 14 SEASONS

- Mike Tomlin secured his 14th straight non-losing season with the Steelers' eighth win in 2020, a 24-19 win at Dallas in Week 9, a streak dating back to his first season as the team's head coach in 2007.
- Tomlin and Marty Schottenheimer are the only head coaches in NFL history to begin a head coaching tenure with at least 14 consecutive non-losing seasons.

MOST CONSECUTIVE NON-LOSING SEASONS TO BEGIN NFL HEAD COACHING CAREER

RANK	HEAD COACH	YEARS	SEASONS
1.	Mike Tomlin	2007-20	14
	Marty Schottenheimer	1984-97	14
3.	Don Shula	1963-75	13
4.	George Allen	1966-77	12
	Curly Lambeau	1921-32	12

WIN NO. 140

- Mike Tomlin earned his 140th regular-season win with the Steelers in the 28-24 victory at Baltimore in Week 8 of 2020.
- The game was Tomlin's 215th of his regular-season tenure, tying him with Curly Lambeau for the third-fewest games by an NFL head coach to secure 140 wins.

FEWEST NFL GAMES COACHED TO 140 WINS

RANK	HEAD COACH	TEAMS	GAMES
1.	Don Shula	Baltimore-Miami	185
2.	George Halas	Chicago	210
3.	Mike Tomlin	Pittsburgh	215
	Curly Lambeau	Green Bay	215
5.	Joe Gibbs	Washington	216

AMONG COACHES IN FIRST 14 YEARS

- Mike Tomlin earned his 145th regular-season victory in Week 16 vs. Indianapolis in 2020, and accumulated a 145-78-1 regular-season record in his first 14 seasons as a head coach in the NFL (2007-20).
- Tomlin's 145 career regular-season victories are the most by a head coach in his first 14 career seasons, surpassing Pro Football Hall of Famer Don Shula (144 regular-season victories from 1963-76).

MOST WINS AMONG NFL HEAD COACHES DURING FIRST 14 SEASONS

RANK	HEAD COACH	YEARS	WINS
1.	Mike Tomlin	2007-20	145
2.	Don Shula	1963-76	144
3.	Sean Payton	2006-20	142
4.	Bill Cowher	1992-2005	141
5.	Joe Gibbs	1981-92, 2004-05	140

TOMLIN IN 14

- In his first 14 seasons as the head coach of the Steelers, Mike Tomlin has an extensive list of accomplishments.
- Tomlin's 145 regular-season wins in his first 14 seasons rank as the most wins in team history for any coach in his first 14 campaigns, and his two Super Bowl appearances rank second in the franchise for a coach in his first 14 seasons.
- Tomlin's nine postseason berths rank tied for first in a coach's first 14 seasons with the Steelers and his seven division titles rank tied for second.

STEELERS HEAD COACHES RECORD THROUGH 14 SEASONS

RANK	HEAD COACH	RECORD	YEARS
1.	Mike Tomlin	145-78-1 (.650)	2007-20
2.	Bill Cowher	141-82-1 (.632)	1992-2005
3.	Chuck Noll	123-75-1 (.621)	1969-1982
RANK	HEAD COACH	SUPER BOWL APP.	SUPER BOWL WINS
1.	Chuck Noll	4 (1974, '75, '78, '79)	4 (1974, '75, '78, '79)
2.	Mike Tomlin	2 (2008, '10)	1 (2008)
	Bill Cowher	2 (1995, 2006)	1 (2006)
RANK	HEAD COACH	PLAYOFF APP.	YEARS
1.	Bill Cowher	9	1992-97, 2001, '02, '04
	Mike Tomlin	9	2007-08, '10-11, '14-17, '20
3.	Chuck Noll	8	1972-79
RANK	HEAD COACH	DIVISION TITLES	YEARS
1.	Bill Cowher	8 (AFC Central/North)	1992, '94-97, 2001, '02, '04
2.	Mike Tomlin	7 (AFC North)	2007-08, '10, '14, '16-17, '20
	Chuck Noll	7 (AFC Central)	1972, '74-79

LIMITING SACKS

- The Steelers have allowed either the fewest or second-fewest sacks in the NFL dating back to 2020 (1st, 26), 2019 (2nd, 58), 2018 (1st, 82), 2017 (2nd, 106), 2016 (1st, 127), 2015 (1st, 160), 2014 (2nd, 193), 2013 (2nd, 236), 2012 (2nd, 273) and 2011 (2nd, 315).
- Pittsburgh has allowed 26 sacks since 2020, which is the fewest in the NFL.

NFL FEWEST SACKS ALLOWED SINCE 2020

RANK	TEAM	SACKS ALLOWED
1.	Pittsburgh Steelers	26
2.	Tampa Bay Buccaneers	31
3.	L.A. Rams	32
4.	Buffalo Bills	35
5.	Indianapolis Colts	36

- The Steelers have allowed 82 sacks since 2018, which ranks first in the NFL.

NFL FEWEST SACKS ALLOWED SINCE 2018

RANK	TEAM	SACKS ALLOWED
1.	Pittsburgh Steelers	82
2.	New Orleans Saints	83
3.	Indianapolis Colts	86
4.	L.A. Rams	87
5.	Kansas City Chiefs	89

- Since 2015, the Steelers have yielded 160 sacks, which ranks first in the NFL.

NFL FEWEST SACKS ALLOWED SINCE 2015

RANK	TEAM	SACKS ALLOWED
1.	Pittsburgh Steelers	160
2.	New Orleans Saints	162
3.	L.A. Rams	182
4.	Baltimore Ravens	197
	New England Patriots	197

TOMLIN-BEN

- Mike Tomlin and QB Ben Roethlisberger recorded their 108th regular-season win together in Week 5 of 2018 against Atlanta, breaking a tie with Chuck Noll and Terry Bradshaw for the most wins by a head coach-quarterback tandem in franchise history.
- Tomlin and Roethlisberger picked up their 117th regular-season victory in Week 2 of 2020 against Denver, breaking a tie with Don Shula and Dan Marino for the third-most wins by a head coach-quarterback tandem in NFL history.
- The duo's 130 regular-season wins are the third-most by a head coach-quarterback pairing in NFL history.

MOST REGULAR-SEASON WINS BY A HEAD COACH-QUARTERBACK IN NFL HISTORY

RANK	DUO	WINS
1.	Bill Belichick-Tom Brady	219
2.	Sean Payton-Drew Brees	141
3.	Mike Tomlin-Ben Roethlisberger	130
4.	Don Shula-Dan Marino	116
5.	Chuck Noll-Terry Bradshaw	107

STARTING IN STYLE

- QB Ben Roethlisberger owns a 159-77-1 (.673) regular-season record as a starting quarterback.
- His 159 regular-season victories as a starting quarterback are a franchise record and rank fifth in NFL history.
- His .673 regular-season winning percentage as a starting quarterback is second-highest in franchise history and ranks tied for fifth in NFL history (min. 150 games started).

BEST STARTING RECORD AMONG QUARTERBACKS IN NFL HISTORY (MIN. 150 GAMES STARTED)

RANK	PLAYER	W	L	T	PCT.
1.	Tom Brady	236	70	0	.771
2.	Joe Montana	117	47	0	.713
3.	Peyton Manning	186	79	0	.702
4.	Terry Bradshaw	107	51	0	.677
5.	Ben Roethlisberger	159	77	1	.673
	Aaron Rodgers	132	64	1	.673
7.	John Elway	148	82	1	.643
8.	Jim Kelly	101	59	0	.631
9.	Brett Favre	186	112	0	.624
10.	Dan Marino	147	93	0	.613

- Roethlisberger earned 117 wins in his first 175 regular-season starts, which is the second-most by an NFL QB in NFL history through 175 starts (Tom Brady, 136).

- Roethlisberger made his 150th career regular-season start in Week 8 vs. Indianapolis in 2014 to become the fourth quarterback in NFL history to record 100 wins in their first 150 regular-season starts (Tom Brady, 116; Joe Montana, 108; Terry Bradshaw, 102).
- Roethlisberger registered his 90th career win in his 135th career start, becoming the fifth-fastest quarterback who began their career in the Super Bowl era to reach 90 wins.
- Roethlisberger earned his 130th win as a starting quarterback in his 192nd start in Week 10 of 2017 at Indianapolis to mark the third-fewest starts in NFL history to win 130 games (Tom Brady, 168; Peyton Manning, 189).

FASTEST TO NO. 160

- With a win at Cleveland in Week 8, QB **Ben Roethlisberger** would become the fifth quarterback in NFL history to record 160 regular-season wins as a starter.
- Roethlisberger would join Peyton Manning, Brett Favre, Drew Brees and Tom Brady as the only quarterbacks in NFL history with at least 160 regular-season wins as a starting quarterback.
- Roethlisberger could register his 160th career win in his 238th career start, becoming the third-fastest quarterback to reach 160 wins in NFL history.

FEWEST STARTS TO 160 CAREER VICTORIES

RANK	PLAYER	GAMES
1.	Tom Brady	206
2.	Peyton Manning	230
3.	Ben Roethlisberger	*238
4.	Brett Favre	253
5.	Drew Brees	270
*with a victory Sunday at Cleveland		

WINNING NO. 150

- QB **Ben Roethlisberger** became the fifth quarterback in NFL history to record 150 regular-season wins as a starter during the Steelers' Week 7 win against Tennessee (27-24) in 2020.
- Roethlisberger joined Peyton Manning, Brett Favre, Drew Brees and Tom Brady as the only quarterbacks in NFL history with at least 150 regular-season wins as a starting quarterback.

MOST REGULAR-SEASON WINS AS A STARTING QUARTERBACK

RANK	PLAYER	WINS
1.	Tom Brady	236
2.	Brett Favre	186
	Peyton Manning	186
4.	Drew Brees	172
5.	Ben Roethlisberger	159
6.	John Elway	148
7.	Dan Marino	147
8.	Philip Rivers	134
9.	Aaron Rodgers	132
10.	Fran Tarkenton	124

BEN AMONG THE ALL-TIME BEST

- QB **Ben Roethlisberger** ranks in the top 10 in NFL history in games (ninth, 239), starts (eighth, 237), pass yards (sixth, 61,863), pass completions (sixth, 5,203), pass attempts (eighth, 8,073) and TD passes (eighth, 403).
- Roethlisberger ranks in the top six in NFL history with one franchise in games (fourth, 239), starts (fourth, 237), pass yards (fourth, 61,863), pass completions (fourth, 5,203), pass attempts (sixth, 8,073) and TD passes (sixth, 403).
- Roethlisberger also ranks in the top 10 in NFL history in pass yards/attempt (fifth, 7.67, min. 5,000 pass attempts) and passer rating (93.8, min. 5,000 pass attempts).

MOST PASSING YARDS IN NFL HISTORY

RANK	PLAYER	YDS
1.	Tom Brady	81,479
2.	Drew Brees	80,358
3.	Peyton Manning	71,940
4.	Brett Favre	71,838
5.	Philip Rivers	63,440
6.	Ben Roethlisberger	61,863
7.	Dan Marino	61,361
8.	Matt Ryan	57,435
9.	Eli Manning	57,023
10.	Aaron Rodgers	52,955

MOST PASSING YARDS WITH ONE FRANCHISE IN NFL HISTORY

RANK	PLAYER. TEAM	YDS
1.	Tom Brady, New England	74,571
2.	Drew Brees, New Orleans	68,010
3.	Brett Favre, Green Bay	61,655
4.	Ben Roethlisberger, Pittsburgh	61,863
5.	Dan Marino, Miami	61,361
6.	Philip Rivers, L.A. Chargers	59,271
7.	Eli Manning, N.Y. Giants	57,023
8.	Matt Ryan, Atlanta	57,435
9.	Peyton Manning, Indianapolis	54,828
10.	Aaron Rodgers, Green Bay	52,955

MOST TOUCHDOWN PASSES IN NFL HISTORY

RANK	PLAYER	TDS
1.	Tom Brady	602
2.	Drew Brees	571
3.	Peyton Manning	539
4.	Brett Favre	508
5.	Aaron Rodgers	427
6.	Philip Rivers	421
7.	Dan Marino	420
8.	Ben Roethlisberger	403
9.	Eli Manning	366
10.	Matt Ryan	359

MOST TOUCHDOWN PASSES WITH ONE FRANCHISE IN NFL HISTORY

RANK	PLAYER. TEAM	TDS
1.	Tom Brady, New England	541
2.	Drew Brees, New Orleans	491
3.	Brett Favre, Green Bay	442
4.	Aaron Rodgers, Green Bay	427
5.	Dan Marino, Miami	420
6.	Ben Roethlisberger, Pittsburgh	403
7.	Peyton Manning, Indianapolis	399
8.	Philip Rivers, L.A. Chargers	397
9.	Eli Manning, N.Y. Giants	366
10.	Matt Ryan, Atlanta	359

MOST PASS COMPLETIONS IN NFL HISTORY

RANK	PLAYER	CMP
1.	Drew Brees	7,142
2.	Tom Brady	6,981
3.	Brett Favre	6,300
4.	Peyton Manning	6,125
5.	Philip Rivers	5,277
6.	Ben Roethlisberger	5,203
7.	Matt Ryan	5,033
8.	Dan Marino	4,967
9.	Eli Manning	4,895
10.	Aaron Rodgers	4,436

MOST PASS COMPLETIONS WITH ONE FRANCHISE IN NFL HISTORY

RANK	PLAYER. TEAM	CMP
1.	Tom Brady, New England	6,377
2.	Drew Brees, New Orleans	6,017
3.	Brett Favre, Green Bay	5,377
4.	Ben Roethlisberger, Pittsburgh	5,203
5.	Matt Ryan, Atlanta	5,033
6.	Dan Marino, Miami	4,967
7.	Philip Rivers, L.A. Chargers	4,908
8.	Eli Manning, N.Y. Giants	4,895
9.	Peyton Manning, Indianapolis	4,682
10.	Aaron Rodgers, Green Bay	4,436

MOST PASS ATTEMPTS IN NFL HISTORY

RANK	PLAYER	ATT
1.	Tom Brady	10,901
2.	Drew Brees	10,551
3.	Brett Favre	10,169
4.	Peyton Manning	9,381
5.	Dan Marino	8,358
6.	Philip Rivers	8,134
7.	Eli Manning	8,120
8.	Ben Roethlisberger	8,073
9.	Matt Ryan	7,687
10.	John Elway	7,250

MOST PASS ATTEMPTS WITH ONE FRANCHISE IN NFL HISTORY

RANK	PLAYER. TEAM	ATT
1.	Tom Brady, New England	9,988
2.	Brett Favre, Green Bay	8,754
3.	Drew Brees, New Orleans	8,742
4.	Dan Marino, Miami	8,358
5.	Eli Manning, N.Y. Giants	8,120
6.	Ben Roethlisberger, Pittsburgh	8,073
7.	Matt Ryan, Atlanta	7,687
8.	Philip Rivers, L.A. Chargers	7,591
9.	John Elway, Denver	7,250
10.	Peyton Manning, Indianapolis	7,211

MOST GAMES PLAYED BY QB IN NFL HISTORY

RANK	PLAYER	GP
1.	Tom Brady	306
2.	Brett Favre	302
3.	Drew Brees	287
4.	Peyton Manning	266
5.	Earl Morrall	255
6.	Fran Tarkenton	246
7.	Philip Rivers	244
8.	Dan Marino	242
9.	Ben Roethlisberger	239
10.	Eli Manning	236

MOST GAMES PLAYED BY QB WITH ONE TEAM IN NFL HISTORY

RANK	PLAYER. TEAM	GP
1.	Tom Brady, New England Patriots	285
2.	Brett Favre, Green Bay Packers	255
3.	Dan Marino, Miami Dolphins	242
4.	Ben Roethlisberger, Pittsburgh Steelers	239
5.	Eli Manning, N.Y. Giants	236

MOST GAMES STARTED BY QB IN NFL HISTORY

RANK	PLAYER	GS
1.	Tom Brady	304
2.	Brett Favre	298
3.	Drew Brees	286
4.	Peyton Manning	265
5.	Dan Marino	240
6.	Philip Rivers	240
7.	Fran Tarkenton	239
8.	Ben Roethlisberger	237
9.	Eli Manning	234
10.	John Elway	231

MOST GAMES STARTED BY QB WITH ONE TEAM IN NFL HISTORY

RANK	PLAYER	GS
1.	Tom Brady, New England Patriots	283
2.	Brett Favre, Green Bay Packers	253
3.	Dan Marino, Miami Dolphins	240
4.	Ben Roethlisberger, Pittsburgh Steelers	237
5.	Eli Manning, N.Y. Giants	234

MOVING ON UP

QB Ben Roethlisberger leads the Steelers in nearly all major career statistics. The following is where Roethlisberger ranks in Steelers history in several key categories:

Single-Season TD Passes (2018)	34	1st
Single-Season Passing Yards (2018)	5,129	1st
Career Passing TDs (regular season)	403	1st
Single-Season Completions (2018)	452	1st
Single-Season Pass Attempts (2018)	675	1st
Single-Season Completion Pct. (2015)	68.0	1st
Single-Season Passer Rating (2007)	104.1	1st
3,000-Yard Passing Seasons (2006-18, 2020)	14	1st
Consecutive 3,000-Yard Passing Seasons (2006-18)	13	1st
Single-Game Completion Pct. (9/7/08 vs. Houston)	92.9	1st
Seasons w/ 250+ Completions (2006-09, '11-18, 2020)	13	1st
Seasons w/ Completion Pct. of 60.0+ (2004, '05, '07, '09-'18, 2020)	14	1st
Seasons w/ Passer Rating of 90.0+ (2004, '05, '07, '09-'18, 2020)	14	1st
Completions in Single Game (12/10/17 vs. Baltimore)	44	1st
Attempts in Single Game (12/10/17 vs. Baltimore)	66	1st
Passing Yards in Single Game (10/26/14 vs. Indianapolis)	522	1st
Career Completions	5,203	1st
Career Attempts	8,073	1st
Career Passing Yards	61,863	1st
Career Completion Pct.	64.4	1st
Career Passing Yards/Attempts	7.7	1st
Career QB Rating	93.8	1st
Career 300-yard Passing Games (reg and postseason)	73	1st
Career Games w/ 30+ Completions (reg and postseason)	36	1st
Career Games w/ 100.0+ Passer Rating (reg and postseason)	103	1st
Career Perfect Passer Rating Games (158.3) **	4	1st
Career QB Rating in 4th Qtr. *	93.1	1st
Career Touchdown Passes in 4th Quarter	109	1st
Career Touchdown Passes in Final 2 mins./game *	23	1st
Consecutive Reg. Gms. w/ At Least One TD Pass (2012-Week 1 of 2014)	30	1st
Games Played by Rookie QB (2004)	14	1st
Passing Attempts by Rookie QB (2004)	295	1st
Pass Completions by Rookie QB (2004)	196	1st
Passing Yards by Rookie QB (2004)	2,621	1st
Passing TDs by Rookie QB (2004)	17	1st
Rushing Attempts by Rookie QB (2004)	56	1st
Rushing Yards by Rookie QB (2004)	144	1st
Completion Pct. by Rookie QB (2004) **	66.4	1st
Passer Rating by Rookie QB (2004) **	98.1	1st
Comp. %/Single Game by Rookie QB (10/17/04 vs. Dal.) **	84.0	1st
Consecutive Wins to Start Career (2004) **	13	1st
Total Wins by Rookie QB (2004) **	13	1st
Passing TDs in Single Game (10/26/14 vs. Ind. and 11/2/14 vs. Bal.)	6	1st
Single-Game TD Passes at Heinz Field (10/26/14 vs. Ind. and 11/2/14 vs. Bal.)	6	1st
Passing TDs in Back-to-Back Games **	12	1st
Total Wins When Throwing for 300-plus Yards	38	1st
Seasons w/ 25+ Passing TDs (2007, '09, '12-14, '16-18, '20)	9	1st
Career Wins (Regular Season)	159	1st
Career TD Passes (indoors)	35	1st
Career Touchdown Passes in Dec./Jan.	112	1st
Single-Game TD Passes on MNF (11/5/07 vs. Bal.) **	5	T-1st
Consecutive Passes Completed (11/26/07 vs. Miami)	15	T-1st
Career Winning Pct.	.673	2nd
Career Rushing Yards (by QB)	1,377	3rd
Career Rushing Touchdowns (by QB)	19	3rd

* Since 1991 ** NFL Record

BEN BY THE NUMBERS

61,863	With 229 yards passing in Week 6 vs. Seattle, Roethlisberger has now thrown for 61,863 yards in his 18-year NFL career. He needs 1,577 yards to pass Philip Rivers for fifth in NFL history.
3,000	Roethlisberger has thrown for 3,000+ yards in 14 of his 17 seasons in the NFL. Only Tom Brady (18), Brett Favre (18), Drew Brees (16), Peyton Manning (16) and Philip Rivers (15) have registered more 3,000-yard passing seasons in NFL history.
400	With his 45-yard TD pass to WR Diontae Johnson in Week 4 at Green Bay, Roethlisberger became the eighth quarterback in NFL history to surpass 400 career regular-season passing TDs.
400	Roethlisberger has thrown for 400 or more yards in 14 games (regular-season and postseason), which is a franchise record and fourth in NFL history.
239	Roethlisberger has played in 239 regular-season games for the Steelers, which is a franchise record. His 239 regular-season games played at quarterback ranks ninth in NFL history. Roethlisberger's 239 regular-season games played at quarterback with one franchise ranks fourth in NFL history.
237	Roethlisberger has started 237 regular-season games for the Steelers, which is a franchise record. His 237 regular-season games started at quarterback rank eighth in NFL history. Roethlisberger's 237 regular-season games started at quarterback with one franchise rank fourth in NFL history.
158.3	Roethlisberger has posted a perfect passer rating of 158.3 or better in four games during his NFL regular-season career (min. 10 attempts/game) - the most all-time.
159-77-1	Roethlisberger's regular-season record as a starting quarterback is 159-77-1 (.673), which is the fourth-highest win percentage in NFL history (min. 150 starts) and most wins in franchise history for a starting signal caller.
159	Roethlisberger's 159 regular-season wins as a starting quarterback rank fifth in NFL history.
130	Roethlisberger has registered 130 career multi-TD pass games (regular-season and postseason), which is a franchise record and eighth in NFL history.
125.0	Roethlisberger has recorded a passer rating of 125.0 or higher 29 times in his NFL regular-season career (minimum 20 attempts), most recently in Week 5 of 2020 against the Philadelphia Eagles (125.4), which ranks eighth in NFL history.
109	Roethlisberger has thrown 109 fourth-quarter TDs in his regular-season career, which is a franchise record and fifth in NFL history.
100.0	Roethlisberger has registered 103 career games (regular-season and postseason) with a passer rating of 100.0 or higher, which is a franchise record and seventh in NFL history.
89	Roethlisberger owns an 89-31 (.742) regular-season career record as a starting quarterback at Heinz Field. His 89 home victories rank sixth in NFL history. His .742 home winning percentage ranks fifth in League history (min. 100 home starts).
73	Roethlisberger has registered 73 games with 300 or more yards passing (regular-season and postseason), which is a franchise record and seventh in NFL history.
66	Roethlisberger has 66 career completions (regular-season and postseason) of 50+ yards, which ranks sixth in NFL history.
60	Roethlisberger is 60-36-1 (.624) in games decided by six points or less with him under center. His 60 victories (regular-season and postseason) in games decided by six points or less with him under center ranks third in NFL history.

BEN BY THE NUMBERS

53	Roethlisberger has now thrown a TD pass to 53 different players (including RB Najee Harris and TE Pat Freiermuth in 2021) over his regular-season NFL career.
48	Roethlisberger has rallied the Steelers from a tie or deficit in the fourth quarter 48 times in his career, which is a franchise record and fourth in NFL history.
36	Roethlisberger has led the Steelers to an offensive scoring drive in the 4th quarter with the team trailing by one score to either tie or take the lead 36 times in his career, which is a franchise record and tied for third in NFL history.
35	Roethlisberger has recorded 35 career TD passes of 50 or more yards, which is a franchise record and ranks sixth in NFL history.
25+	Roethlisberger has thrown 25 or more TD passes nine times over his 17-year career. The nine 25+ passing TD seasons rank seventh since the 1970 AFL-NFL merger.
23	Roethlisberger has thrown 23 TDs in the last two minutes of a regular-season game, which ranks second since 2000.
20+	The Steelers have scored at least 20 points in 94 of the 119 games at home with Roethlisberger as the starter.
15	Roethlisberger threw at least 15 TD passes in each of his first 15 NFL seasons, the most consecutive seasons with 15 or more scoring tosses to start an NFL career. He added his 16th season with at least 15 TD passes in 2020.
11	Roethlisberger has thrown 20 or more TD passes during his NFL career in 11 seasons - a franchise record - including eight consecutive seasons prior to 2019 (2007, 2009, 2011-18, 2020).
10	Roethlisberger has 10 career completions of 80 yards or longer.
10	Roethlisberger ranks in the top 10 in NFL history in games (ninth, 239), starts (eighth, 237), pass yards (sixth, 61,863), pass completions (sixth, 5,203), pass attempts (eighth, 8,073) and TD passes (eighth, 403).
9	Roethlisberger has nine career TD passes of 80 yards or longer, which is tied with Pro Football Hall of Famer Brett Favre for the most in NFL history.
8TH	Roethlisberger is the eighth quarterback in NFL history to surpass 400 career passing TDs, including the regular-season and postseason (437).
8TH	Roethlisberger has thrown for three or more TD passes in 57 games (regular-season and postseason) over his NFL career, which ranks eighth in League history.
5	Roethlisberger is one of five quarterbacks (two active) in NFL history to throw at least 230 TDs at home during the regular season (231).
4	Roethlisberger is one of four quarterbacks in NFL history to record at least 20 regular-season wins against multiple opponents since the 1970 AFL-NFL merger (24, Cincinnati; 23, Cleveland). He joins Tom Brady (32, Buffalo; 29, Jets; 23, Miami), Brett Favre (27, Detroit; 24, Chicago) and John Elway (20, Seattle; 20, L.A. Chargers).
3RD	Roethlisberger has thrown 231 TD passes at Heinz Field, which is the third-most all-time at a particular venue in NFL history behind Drew Brees (281 at Mercedes-Benz Superdome) and Tom Brady (258 at Gillette Stadium).
1ST	Roethlisberger is the first quarterback in NFL history with 500 passing yards in three career games (Week 8 2014, Week 15 2009 and Week 14 2017).
.624	Roethlisberger's .624 winning percentage in games decided by six points or less with him under center ranks second in NFL history (min. 50 starts).

HIGHEST PASSING YARDS PER ATTEMPT LEADERS IN NFL HISTORY
(MIN. 5,000 ATT.)

RANK	PLAYER	YDS/ATT.
1.	Philip Rivers	7.80
2.	Aaron Rodgers	7.78
3.	Dan Fouts	7.68
4.	Peyton Manning	7.67
5.	Ben Roethlisberger	7.66
6.	Drew Brees	7.62
7.	Joe Montana	7.52
8.	Tom Brady	7.47
	Matt Ryan	7.47
10.	Dan Marino	7.34

HIGHEST PASSER RATING IN NFL HISTORY (MIN. 5,000 ATT.)

RANK	PLAYER	RTG.
1.	Aaron Rodgers	104.1
2.	Drew Brees	98.7
3.	Tom Brady	97.6
4.	Peyton Manning	96.4
5.	Philip Rivers	95.2
6.	Matt Ryan	94.6
7.	Ben Roethlisberger	93.8
8.	Joe Montana	92.3
9.	Matthew Stafford	90.9
10.	Carson Palmer	87.9

CONTROLLING THE NORTH

- QB **Ben Roethlisberger** is 62-20-1 (.753) as a starter in the regular season against AFC North opponents during his career, including a 4-1 mark in 2020.
- Roethlisberger has finished with a .500 or above record against AFC North opponents during the regular season in 15 of his 17 NFL seasons, including winning at least five games in five campaigns.

ROETHLISBERGER VS. AFC NORTH AS A STARTER

SEASON	RECORD	SEASON	RECORD
2021	0-1	2012	2-1
2020	4-1	2011	4-2
2019	-	2010	5-0
2018	4-1-1	2009	2-3
2017	5-0	2008	6-0
2016	4-1	2007	5-0
2015	2-2	2006	3-3
2014	4-2	2005	3-1
2013	4-2	2004	5-0
2012	2-1		

- In his 83 career starts versus division opponents, Roethlisberger has posted a perfect passer rating once (11/5/07 vs. Baltimore) and 25 times has recorded a passer rating of over 100.0.
- The following is a look at his statistics against the AFC North in his 82 games as a starter.

ROETHLISBERGER STATISTICS VS. AFC NORTH

CATEGORY	STATISTIC
Record	62-20-1
Completion Pct. (Comp.-Att.)	62.3 (1,755-2,819)
Passing Yards	20,801
Passing Touchdowns	127
Interceptions	78
Passer Rating	88.2

- The following is a look at Roethlisberger's career statistics against AFC North opponents as a starter at home compared to the road.

ROETHLISBERGER STATISTICS VS. AFC NORTH (HOME/AWAY)

CATEGORY	HOME	AWAY
Record	33-9	29-11-1
Completion Pct. (Comp.-Att.)	63.1 (888-1,408)	61.4 (867-1,411)
Passing Yards	10,856	9,945
Passing Touchdowns	74	53
Interceptions	43	35
Passer Rating	91.6	84.8

BACK HOME IN OHIO

- QB **Ben Roethlisberger** is from Findlay, Ohio, and played collegiately at Miami (Ohio), so it is no wonder he feels at home while playing at Cincinnati or Cleveland.
- Including the postseason, Roethlisberger is a combined 25-5-1 in games played in Ohio (Paul Brown Stadium, 14-3; FirstEnergy Stadium, 11-2-1).
- Roethlisberger is one of four quarterbacks in NFL history to record at least 20 regular-season wins against multiple opponents since the 1970 AFL-NFL merger (24, Cincinnati; 23, Cleveland).
- Roethlisberger joined Tom Brady (32, Buffalo; 29, Jets; 23, Miami), Brett Favre (26, Detroit; 23, Chicago) and John Elway (20, Seattle; 20, L.A. Chargers).

MOST TOTAL WINS VS. ANY SINGLE OPPONENT BY STARTING QB SINCE 1970 AFL-NFL MERGER

RANK	PLAYER	OPP.	RECORD	YEARS
1.	Tom Brady	Bills	32 (32-3)	2001-21
2.	Tom Brady	Jets	29 (29-6)	2001-21
3.	Brett Favre	Lions	26 (26-9)	1992-2010
4.	Ben Roethlisberger	Bengals	24 (24-9)	2004-21
5.	Ben Roethlisberger	Browns	23 (23-2-1)	2004-21
	Tom Brady	Dolphins	24 (24-12)	2001-21
	Brett Favre	Bears	23 (23-13)	1992-2010
8.	Dan Marino	Colts	22 (22-11)	1983-99
9.	Aaron Rodgers	Bears	21 (21-5)	2008-21
	John Elway	Seahawks	20 (20-9)	1984-98
	John Elway	Chargers	20 (20-10)	1983-98
	Drew Brees	Buccaneers	20 (20-10)	2004-20

- Below are Roethlisberger’s passing stats for games at Cincinnati and Cleveland.

ROETHLISBERGER IN GAMES PLAYED IN OHIO

	GP	ATT.	CMP.	PCT.	YDS	TD	INT	RAT.
Cincinnati	18	570	370	64.9	4,354	25	11	94.6
Cleveland	14	442	266	60.2	3,233	19	11	86.7
Total	32	1,012	636	62.8	7,587	44	22	91.1

HOME COOKING

- QB **Ben Roethlisberger** owns an 88-31 (.739) mark in his Heinz Field regular-season career as a starting quarterback, including victories in each of his first eight starts as a rookie in 2004.
- Below is a breakdown of Roethlisberger’s statistics in his Heinz Field career.

ROETHLISBERGER STATISTICS AT HEINZ FIELD

CATEGORY	STATISTIC
Record	88-31
Completion Pct. (Comp.-Att.)	65.1 (2,637-of-4,052)
Passing Yards	31,907
Passing Touchdowns	231
Interceptions	93
Passer Rating	98.6
300-plus Yard Games	38
Multi-Touchdown Performances	68 (53-14 record)*
Threw 3 touchdowns in Week 10 of 2015, but did not start	

- Roethlisberger has thrown 231 TD passes at Heinz Field, which ranks third all-time at a venue behind Drew Brees (281 at Mercedes-Benz Superdome) and Tom Brady (258 at Gillette Stadium).

TD PASSES IN PARTICULAR VENUE IN NFL HISTORY

RANK	PLAYER (STADIUM)	TD PASSES
1.	Drew Brees (Mercedes-Benz Superdome)	281
2.	Tom Brady (Gillette Stadium)	258
3.	Ben Roethlisberger (Heinz Field)	231
4.	Aaron Rodgers (Lambeau Field)	227
5.	Brett Favre (Lambeau Field)	214

- Roethlisberger threw at least one TD pass in 45 consecutive home games at Heinz Field (2010-17), which was the third-longest streak in NFL history.

CONSECUTIVE HOME GAMES WITH AT LEAST ONE TD PASS

RANK	PLAYER (YEAR)	GAMES
1.	Drew Brees (10/18/09-11/27/16)	60
2.	Tom Brady (9/14/09-12/14/14)	47
3.	Ben Roethlisberger (12/19/10-9/17/17)	46
4.	Dan Marino (10/9/83-11/14/88)	39
5.	Aaron Rodgers (10/5/08-12/2/12)	35

BIG BEN, BIG COMEBACKS

- In Pittsburgh’s 23-20 overtime victory over Seattle in Week 6, when the Steelers took a three-point lead late in the fourth quarter, QB **Ben Roethlisberger** rallied the Steelers from a tie or deficit in the fourth quarter for the 48th time in his career -- and the second time in 2021 (Week 1 at Buffalo) -- which is a franchise record and ranks tied for fourth in NFL history.

MOST GAMEWINNING DRIVES IN NFL HISTORY

RANK	PLAYER	GWD
1.	Peyton Manning	54
2.	Drew Brees	53
3.	Tom Brady	50
4.	Ben Roethlisberger	48
5.	Dan Marino	47

- Roethlisberger has led the Steelers to an offensive scoring drive in the fourth quarter with the team trailing by one score to either tie or take the lead 36 times in his career, which is a franchise record and tied for third in NFL history.

MOST 4TH QUARTER COMEBACKS IN NFL HISTORY

RANK	PLAYER	4QC
1.	Peyton Manning	43
2.	Tom Brady	41
3.	Ben Roethlisberger	36
	Drew Brees	36
5.	Johnny Unitas	34

- Roethlisberger picked up his 60th victory (regular-season and postseason), first in 2021, in games decided by six points or less in Week 6 vs. Seattle.
- Pittsburgh improved to 60-36-1 (.624) in games decided by six points or less with him under center.
- Roethlisberger’s 60 victories (regular-season and postseason) in games decided by six points or less with him under center ranks third in NFL history.

MOST QB VICTORIES IN GAMES DECIDED BY SIX POINTS OR LESS

RANK	PLAYER	WINS
1.	Tom Brady	68
2.	Drew Brees	62
3.	Ben Roethlisberger	60
4.	Peyton Manning	58
	Brett Favre	58
	John Elway	58

HIGHEST QB WIN PERCENTAGE IN GAMES DECIDED BY SIX POINTS OR LESS (MIN. 50 GAMES STARTED)

RANK	PLAYER	PCT.
1.	Tom Brady	68-29 (.701)
2.	Ben Roethlisberger	60-36-1 (.624)
3.	Ryan Tannehill	31-19 (.620)
4.	Jim Kelly	40-25 (.615)
5.	Jay Cutler	37-24 (.607)

NINE TIMES, NINE TIMES

- Roethlisberger has thrown 25 or more TD passes nine times over his 17-year career. The nine 25+ TD passing seasons rank seventh since the 1970 AFL-NFL merger.

25+ TD PASS SEASONS

RANK	PLAYER	SEASONS
1.	Peyton Manning	16
2.	Tom Brady	15
3.	Drew Brees	14
4.	Brett Favre	11
	Philip Rivers	11
	Aaron Rodgers	11
7.	Ben Roethlisberger	9
	Matt Ryan	9
9.	Dan Marino	7
	Russell Wilson	7
	Tony Romo	7
	Eli Manning	7

- Roethlisberger has thrown 30 or more TD passes in a season four times over his 17-year career. The four 30+ TD passing seasons rank tied for eighth since the 1970 AFL-NFL merger.

30+ TD PASS SEASONS

RANK	PLAYER	SEASONS
1.	Drew Brees	10
2.	Peyton Manning	9
	Brett Favre	9
4.	Tom Brady	8
5.	Aaron Rodgers	7
6.	Philip Rivers	6
7.	Russell Wilson	5
8.	Ben Roethlisberger	4
	Dan Marino	4
	Tony Romo	4

- Roethlisberger has thrown for 3,000+ yards in 14 of his 17 seasons in the NFL. Only Tom Brady (18), Brett Favre (18), Drew Brees (16), Peyton Manning (16) and Philip Rivers (15) have registered more 3,000-yard passing seasons in NFL history.

3,000-YARD PASSING SEASONS

RANK	PLAYER	SEASONS
1.	Tom Brady	18
	Brett Favre	18
3.	Drew Brees	16
	Peyton Manning	16
5.	Philip Rivers	15
6.	Ben Roethlisberger	14
	Eli Manning	14
8.	Dan Marino	13
9.	John Elway	12
	Matt Ryan	12

SIX CAREER 450-YARD PASSING GAMES

- Roethlisberger has six career regular-season games with at least 450 passing yards - the most by any player in NFL history.

RANK	PLAYER	450-YARD GAMES
1.	Ben Roethlisberger	6
2.	Dak Prescott	5
3.	Dan Marino	4
4.	Drew Brees	3
	Peyton Manning	3
	Matt Schaub	3

FIRST TO 500x3

- QB **Ben Roethlisberger** became the first player in NFL history to register three regular-season 500-yard passing games during Week 14's 39-38 victory over Baltimore in 2017.

ROETHLISBERGER'S 500-YARD PASSING GAMES

GAME	A	C	PCT.	YDS	TD	INT	RAT.
Green Bay (12/20/09)	46	29	63.0	503	3	0	121.9
Indianapolis (10/26/14)	49	40	81.6	522	6	0	150.6
Baltimore (12/10/17)	44	66	66.7	506	2	0	99.7

THE 5,000 AND 60,000 CLUB

- QB **Ben Roethlisberger** became the seventh quarterback in NFL history – first in team history – to reach 60,000 career passing yards in regular-season games.
- Roethlisberger accomplished the feat in Week 15 of 2020 at Cincinnati.
- Roethlisberger also became the sixth quarterback in NFL history to complete at least 5,000 pass attempts (also in the Cincinnati game).
- Roethlisberger, Peyton Manning and Tom Brady are the only quarterbacks in NFL history that have thrown for 60,000 yards and won at least two Super Bowls.

BEN GOING OVER 90

- QB **Ben Roethlisberger** threw his fourth career TD of 94+ yards in Week 12 at Denver in 2018, becoming the first quarterback in NFL history with four TD passes of 94+ yards and the only in NFL history with four TD throws of 90+ yards.
- Roethlisberger's 97-yard connections, (Oct. 29, 2017 at Detroit and Nov. 25, 2018 at Denver) with WR **Julu Smith-Schuster** are the longest passing plays in franchise history and tie as the longest offensive play in franchise record books.

135 IN FIRST 200

- QB **Ben Roethlisberger** earned 135 regular-season wins in his first 200 career starts, which is the third-most wins by a quarterback in NFL history in their first 200 starts.

MOST REGULAR-SEASON WINS AS A STARTING QB IN FIRST 200 STARTS

RANK	PLAYER	WINS
1.	Tom Brady	155
2.	Peyton Manning	136
3.	Ben Roethlisberger	135
4.	Brett Favre	132
5.	Dan Marino	125

TOP OF THE STEELERS CHARTS

- QB **Ben Roethlisberger** holds nearly every passing record in Pittsburgh Steelers franchise history.
- Roethlisberger's 61,863 passing yards, 403 passing TDs and 5,203 completions are tops in the team's record books.

STEELERS ALL-TIME PASSING YARDAGE LEADERS

RANK	PLAYER. YEARS	CMP-ATT	YDS
1.	Ben Roethlisberger, 2004-21	5,203-8,073	61,863
2.	Terry Bradshaw, 1970-83	2,025-3,901	27,989
3.	Kordell Stewart, 1995-2002	1,190-2,107	13,328

STEELERS ALL-TIME PASSING TDS LEADERS

RANK	PLAYER. YEARS	GP	TDS
1.	Ben Roethlisberger, 2004-21	239	403
2.	Terry Bradshaw, 1970-83	168	212
3.	Kordell Stewart, 1995-2002	113	70

STEELERS ALL-TIME PASS COMPLETIONS LEADERS

RANK	PLAYER. YEARS	GP	CMP
1.	Ben Roethlisberger, 2004-21	239	5,203
2.	Terry Bradshaw, 1970-83	168	2,025
3.	Kordell Stewart, 1995-2002	113	1,190

BEN'S CAREER GAME

- QB **Ben Roethlisberger** set single-game Steelers franchise records in a 51-34 win over Indianapolis in Week 8 of 2014 with 40 pass completions, 522 passing yards and six passing TDs.
- Roethlisberger's 522 passing yards tied as the fourth-most in an NFL game.

MOST SINGLE-GAME PASSING YARDS IN NFL HISTORY

RANK	PLAYER	YDS
1.	Norm Van Brocklin, L.A. Rams, 9/28/1951	554
2.	Matt Schaub, Atlanta, 11/18/2012	527
	Warren Moon, Houston Oilers, 12/16/1990	527
4.	Ben Roethlisberger, Pittsburgh, 10/26/2014	522
	Boomer Esiason, Cincinnati, 11/10/1996	522

HITTING 3,000 IN 13 STRAIGHT SEASONS

- QB **Ben Roethlisberger** extended his consecutive seasons of throwing for 3,000 yards to 13 during Week 11's game at the Jacksonville Jaguars in 2018.
- Roethlisberger is one of six players in NFL history to have recorded at least 10 consecutive 3,000-passing yard seasons.
- Roethlisberger's 14 seasons with 3,000 or more pass yards rank tied for fourth in NFL history.

SEASONS WITH 3,000 PASS YARDS IN NFL HISTORY

RANK	PLAYER	SEASONS
1.	Brett Favre	18 (1992-2009)
2.	Peyton Manning	16 (1998-2014)
	Drew Brees	16 (2004-19)
4.	Ben Roethlisberger	14 (2006-18, '20)
	Eli Manning	14 (2005-18)
	Philip Rivers	14 (2006-18)

15 IN FIRST 15

- QB **Ben Roethlisberger** threw three TDs in Week 11 of 2017 vs. Tennessee to increase his season total to 16, which broke a tie with Peyton Manning to set the longest streak of 15 TD campaigns to start an NFL career.
- In Week 9 of 2018, Roethlisberger threw a scoring pass to WR Antonio Brown, giving him 15 TD passes on the season. It marked the 15th consecutive year to open his NFL career with at least 15 TD passes.

MOST CONSECUTIVE SEASONS WITH 15+ TD PASSES TO OPEN NFL CAREER

RANK	PLAYER. YEARS	SEASONS
1.	Ben Roethlisberger, 2004-18	15
2.	Peyton Manning, 1998-2010	13
3.	Jim Kelly, 1986-95	10
4.	Dan Marino, 1983-92	10
5.	Fran Tarkenton, 1961-70	10

100-PLUS FOR HARRIS

- RB **Najee Harris** leads NFL rookie running backs in rushing yards (388), rushing TDs (tied, two), first downs by rush (19), third-down rush conversion percentage (75.0%), receptions (34), receiving yards (244), first downs gained (31) and yards from scrimmage (632).
- His 388 rushing yards are the most by a rookie running back through six games in franchise history.

MOST RUSHING YARDS BY STEELERS RB IN FIRST SIX GAMES OF CAREER

RANK	PLAYER	YDS.
1.	Najee Harris	388
2.	Le'Veon Bell	339
3.	Rich Erenberg	243
4.	Bam Morris	226
5.	Franco Harris	221

- His 34 receptions are the most by a rookie running back through six games in franchise history.

MOST RECEPTIONS BY STEELERS RB IN FIRST SIX GAMES OF CAREER

RANK	PLAYER	REC.
1.	Najee Harris	34
2.	Le'Veon Bell	20
3.	Rich Erenberg	16
4.	Merril Hoge	7
	Chris Rainey	7

- Harris is six games into his NFL career and he has already registered a 100-yard rushing game and 100-yard receiving game.
- Harris is the 22nd rookie RB to register a 100-yard rushing game and 100-yard receiving game in the same season since 1949 and first since New Orleans' Alvin Kamara in 2017.

100-YARD GAME RUSHING AND 100-YARD GAME RECEIVING IN ROOKIE SEASON BY RB SINCE 1949

PLAYER	100-YD RUSH	100-YD REC.	YEAR
Najee Harris, PIT	1	1	2021
Alvin Kamara, NO	1	1	2017
Matt Jones, WFT	1	1	2015
Roy Helu Jr., WFT	3	1	2011
Jamaal Charles, KC	1	1	2008
Peyton Hillis, DEN	1	1	2008
Pierre Thomas, NO	1	1	2007
Leon Washington, NYJ	2	1	2006
DeAngelo Williams, CAR	1	1	2006
Reggie Bush, NO	1	2	2006
Warrick Dunn, TB	5	1	1997
Marshall Faulk, IND	4	1	1994
Emmitt Smith, DAL	3	1	1990
Joe Delaney, KC	5	1	1981
Gerry Ellis, GB	1	1	1980
Don Woods, SD	7	1	1974
Jimmy Thomas, SF	1	1	1969
Gale Sayers, CHI	3	1	1965
Sid Blanks, HOU	2	1	1964
Jon Arnett, LAN	1	1	1957
Hugh McElhenny, SF	2	1	1952
John Hoffman, CHI	1	1	1949

- Harris is the third rookie RB to accomplish the feat over the first five weeks of the season, joining Tampa Bay's Warrick Dunn (1997) and the Houston Oilers' Sid Blanks (1964).
- Harris accomplished the feat in five games, while Dunn did it in four games and Blanks in two games.
- Harris rushed 23 times for 122 yards (5.3 yards/rush) and one TD vs. Denver in Week 5. His 122 yards rushing were the most by a Steeler since James Conner vs. Miami in Week 8 of 2019 (145).
- Harris is the sixteenth rookie in franchise history to register a 100-yard rushing game and first since Jaylen Samuels vs. New England in Week 15 of 2018.
- Harris registered the first 100-yard rushing game for a Steeler since James Conner had 101 yards vs. Cleveland in Week 6 of 2020.
- His three total TDs (one TD catch) trail only Bengals WR Ja'Marr Chase (five) for the most by a rookie this season.
- Harris caught 14 passes for 102 yards and rushed for 40 yards on 14 carries vs. Cincinnati in Week 3.
- His 14 receptions are the most in franchise history by a running back and tied for the third-most in Steelers history by any player.

MOST RECEPTIONS BY RB IN SINGLE-GAME FRANCHISE HISTORY

RANK	PLAYER	REC.
1.	Najee Harris vs. Cincinnati, 9/26/2021	14
2.	Jaylen Samuels vs. Indianapolis, 11/3/2019	13
3.	Le'Veon Bell vs. Green Bay, 11/26/2017	12
4.	Franco Harris vs. Cincinnati, 9/19/1982	11
5.	Le'Veon Bell vs. New England, 10/23/2016	10
	Le'Veon Bell vs. Jacksonville, 10/8/2017	10

MOST RECEPTIONS IN SINGLE-GAME FRANCHISE HISTORY

RANK	PLAYER	REC.
1.	Antonio Brown vs. Oakland, 11/8/2015	17
2.	Antonio Brown vs. Denver, 12/20/2015	16
3.	Najee Harris vs. Cincinnati, 9/26/2021	14
	Antonio Brown vs. Dallas, 11/13/2016	14
	Antonio Brown at New Orleans, 12/23/2018	14
	Courtney Hawkins vs. Tennessee, 11/1/1998	14

- His 14 receptions are tied for the seventh-most in League history by a running back.

MOST RECEPTIONS IN SINGLE-GAME NFL HISTORY

RANK	PLAYER	REC.
1.	Clark Gaines vs. San Francisco, 9/21/1980	17
2.	William Andrews vs. Pittsburgh, 11/15/1981	15
	Austin Ekeler vs. Denver, 10/6/2019	15
	Alvin Kamara at Atlanta, 9/23/2018	15
	Christian McCaffrey at Indianapolis, 12/22/2019	15
	Ricky Young vs. New England, 12/16/1979	15
t-7.	Najee Harris vs. Cincinnati, 9/26/2021	14

- Harris' 14 catches are tied with Saquon Barkley (September 16, 2018) and Roy Helu (November 6, 2011) for the most receptions by a rookie running back in single-game NFL history.

MOST RECEPTIONS BY ROOKIE RB IN SINGLE-GAME NFL HISTORY

RANK	PLAYER	REC.
1.	Najee Harris vs. Cincinnati, 9/26/2021	14
	Saquon Barkley at Dallas, 9/16/2018	14
	Roy Helu vs. San Francisco, 9/26/2011	14
4.	LaDainian Tomlinson vs. Arizona, 11/25/2001	13
5.	Four players tied with	12

- Harris registered the sixth 100-yard receiving game by a running back in franchise history. It marked the first 100-yard receiving game by a running back since Le'Veon Bell vs. Cincinnati on Dec. 4, 2017.
- Harris is the fourth running back in franchise history to post a 100-yard receiving game.

MOST RECEIVING YARDS BY RB IN SINGLE-GAME FRANCHISE HISTORY

RANK	PLAYER	YDS
1.	Le'Veon Bell vs. New Orleans, 11/30/2014	159
2.	French Fuqua vs. Cleveland, 11/29/1970	116
3.	Le'Veon Bell at Cincinnati, 12/4/2017	106
4.	Isaac Redman at Tennessee, 10/11/2012	105
5.	Najee Harris vs. Cincinnati, 9/26/2021	102

FREIERMUTH, FLYING HIGH

- TE Pat Freiermuth ranks second among NFL rookie tight ends in receptions (18), receiving yards (158) and first downs gained (12), and is tied for first in receiving TDs (one).
- His 182 receiving yards are the second-most by a rookie tight end through six games in franchise history.

MOST RECEIVING YARDS BY STEELERS TE IN FIRST SIX CAREER GAMES

RANK	PLAYER	YDS.
1.	Heath Miller, 2005	182
2.	Pat Freiermuth, 2021	158
3.	Eric Green, 1990	126
4.	Mark Bruener, 1995	100
5.	Keith Cash, 1991	90

- His 18 receptions are the most by a rookie tight end through six games in franchise history.

MOST RECEPTIONS BY STEELERS TE IN FIRST SIX CAREER GAMES

RANK	PLAYER	REC.
1.	Pat Freiermuth, 2021	18
2.	Heath Miller, 2005	16
3.	Eric Green, 1990	13
4.	John McMakin, 1972	10
5.	Mark Bruener, 1995	9

DEFENSE BLANKS SEATTLE IN THE OPENING HALF

- Pittsburgh blanked the Seahawks in the first half of its Week 6 meeting. The Steelers had not shutout an opponent in the first half since Week 6 of 2020 at the L.A. Chargers. Pittsburgh had not blanked a foe in the first 30 minutes of a home game since Week 4 of 2016 vs. Kansas City.
- Seattle had not been shutout in a first half since Week 5 of 2020 vs. Minnesota.
- Pittsburgh limited the Seahawks to just three first downs in the first half. The Steelers held Seattle to 1-for-6 (16.7%) on third down. The Seahawks managed just 65 total yards (3.1 yds/play) and rushed for only 18 yards on five carries (3.6 yards/rush). Geno Smith completed 8-of-14 passes for 63 yards.
- The Steelers registered five tackles for loss, four QB hits, four passes defended and 2.0 sacks.
- The 65 total yards allowed by the Steelers in the first half were the fewest allowed by Pittsburgh in the first half since Week 6 of 2017 at Kansas City. The Chiefs managed just six yards before halftime.

STEELERS GROUND THE PASSING GAME

- Green Bay QB Aaron Rodgers completed just 55.5% of his passes (20-of-36) in Week 4. The Steelers have limited 13 opponents below a 60.0 completion percentage since 2020, which leads the NFL.

MOST GAMES WITH 60.0 OR LESS OPPONENT COMPLETION PERCENTAGE SINCE 2020

RANK	TEAM	GAMES
1.	Pittsburgh Steelers	13
2.	New Orleans Saints	12
3.	Buffalo Bills	10
4.	Cleveland Browns	9
	Kansas City Chiefs	9
	Arizona Cardinals	9

- Pittsburgh has limited 21 opponents below a 60.0 completion percentage since 2019, which leads the NFL.

MOST GAMES WITH 60.0 OR LESS OPPONENT COMPLETION PERCENTAGE SINCE 2019

RANK	TEAM	GAMES
1.	Pittsburgh Steelers	21
2.	New Orleans Saints	19
3.	Cleveland Browns	17
4.	Cincinnati Bengals	16
5.	Seven teams tied with	15

STEELERS STALL THE GROUND GAME

- Pittsburgh limited Cincinnati to just 96 yards rushing in Week 3. The Steelers have now held 38 opponents to 100 yards rushing or less since 2017, which ranks tied for fourth in the NFL over the span.

MOST GAMES OF 100 RUSH YARDS ALLOWED OR LESS SINCE 2018

RANK	TEAM	GAMES
1.	Tampa Bay Buccaneers	44
2.	New Orleans Saints	43
3.	Indianapolis Colts	40
4.	Pittsburgh Steelers	38
	Denver Broncos	38
	Baltimore Ravens	38
7.	Buffalo Bills	37
	Chicago Bears	37
9.	Tennessee Titans	36
	Seattle Seahawks	36

300: RISE OF AN EMPIRE

- Cincinnati managed just 268 yards of total offense in Week 3. The Steelers have now held 19 opponents to 306 total yards or less since 2019, which ranks tied for second in the NFL over the span.
- Pittsburgh has held 16 of its last 29 opponents to 306 yards of total offense or less (L.A. Rams, Cleveland, Cincinnati, Cleveland, Arizona, Buffalo, N.Y. Jets and Baltimore in 2019; N.Y. Giants, Houston, Cleveland, Tennessee, Jacksonville, Baltimore and Cincinnati in 2020 and Cincinnati in 2021).

MOST GAMES OF 306 YARDS ALLOWED OR LESS SINCE 2019

RANK	TEAM	GAMES
1.	San Francisco 49ers	21
2.	Pittsburgh Steelers	19
	Buffalo Bills	19
4.	Baltimore Ravens	18
5.	L.A. Rams	17

- Cincinnati QB Joe Burrow threw for just 172 yards in Week 3. Pittsburgh has now limited nine opponents to 200 passing yards or less since 2020, which ranks tied for fifth in the NFL over the span.

MOST GAMES OF 200 PASSING YARDS ALLOWED OR LESS SINCE 2020

RANK	TEAM	GAMES
1.	San Francisco 49ers	12
2.	New England Patriots	10
	L.A. Chargers	10
	Carolina Panthers	10
5.	Pittsburgh Steelers and six other teams with	9

- Pittsburgh has held 20 opponents to 200 passing yards or less since 2019, which ranks tied for second in the NFL over the span.

MOST GAMES OF 200 PASSING YARDS ALLOWED OR LESS SINCE 2019

RANK	TEAM	GAMES
1.	San Francisco 49ers	22
2.	Pittsburgh Steelers	20
	New England Patriots	20
	L.A. Chargers	20
5.	Buffalo Bills	18
	Baltimore Ravens	18

STEELERS TAKEAWAYS

- Pittsburgh leads the NFL with 70 takeaways since the start of the 2019 season.

NFL MOST TAKEAWAYS SINCE 2019

RANK	TEAM	TAKEAWAYS
1.	Pittsburgh Steelers	70
2.	New England Patriots	69
3.	Tampa Bay Buccaneers	67
4.	Buffalo Bills	65
5.	Indianapolis Colts	64
6.	Minnesota Vikings	60
	Seattle Seahawks	60
8.	New Orleans Saints	59
9.	L.A. Rams	58
10.	Baltimore Ravens	54
	Tennessee Titans	54

- Pittsburgh ranks 10th in the NFL with 32 takeaways since 2020.

NFL MOST TAKEAWAYS SINCE 2020

RANK	TEAM	TAKEAWAYS
1.	Buffalo Bills	42
2.	Indianapolis Colts	41
3.	Tampa Bay Buccaneers	39
4.	Miami Dolphins	37
5.	New Orleans Saints	36
	Dallas Cowboys	36
7.	Arizona Cardinals	35
8.	L.A. Rams	34
9.	New England Patriots	33
10	Pittsburgh Steelers	32

- The Steelers have forced a turnover in 31 games since 2019, which ranks tied for ninth in the NFL in that span.

NFL MOST GAMES WITH AT LEAST ONE TAKEAWAY SINCE 2019

RANK	TEAM	GAMES
1.	Tampa Bay Buccaneers	35
2.	Baltimore Ravens	34
3.	Seattle Seahawks	32
	Minnesota Vikings	32
	Miami Dolphins	32
	Indianapolis Colts	32
	Tennessee Titans	32
	New England Patriots	32
9.	Pittsburgh Steelers	31
	Buffalo Bills	31

- The Steelers rank tied for 10th in the NFL with 20 interceptions since 2020.

NFL MOST INTERCEPTIONS SINCE 2020

RANK	TEAM	INT
1.	New Orleans Saints	27
2.	New England Patriots	26
3.	Buffalo Bills	25
	Tampa Bay Buccaneers	25
5.	L.A. Rams	24
6.	Indianapolis Colts	22
7.	Miami Dolphins	21
	Dallas Cowboys	21
	Kansas City Chiefs	21
10.	Pittsburgh Steelers	20
	Tennessee Titans	20

- Pittsburgh ranks tied for second in the NFL with 40 interceptions since the start of the 2019 season.

NFL MOST INTERCEPTIONS SINCE 2019

RANK	TEAM	INT
1.	New England Patriots	51
2.	Pittsburgh Steelers	40
	New Orleans Saints	40
4.	Buffalo Bills	39
5.	Kansas City Chiefs	37
	Indianapolis Colts	37
	Tampa Bay Buccaneers	37
	L.A. Rams	37
9.	Minnesota Vikings	36
10.	Green Bay Packers	35

- Pittsburgh has forced multiple turnovers in 11 different games since 2020, which is tied for sixth in the NFL.

NFL MOST GAMES WITH MULTIPLE TAKEAWAYS SINCE 2020

RANK	TEAM	GAMES
1.	Buffalo Bills	13
	Tampa Bay Buccaneers	13
	Indianapolis Colts	13
	L.A. Rams	13
5.	Dallas Cowboys	12
6.	Pittsburgh Steelers	11
	Miami Dolphins	11
	Arizona Cardinals	11
9.	Green Bay Packers	10
10.	New Orleans Saints	9
	Washington Football Team	9
	New England Patriots	9

- The Steelers have forced multiple turnovers in 24 games since 2019, which leads the NFL in that span (three more multiple takeaway games than any other team in the League).

NFL MOST GAMES WITH MULTIPLE TAKEAWAYS SINCE 2019

RANK	TEAM	GAMES
1.	Pittsburgh Steelers	24
2.	Tampa Bay Buccaneers	21
3.	Indianapolis Colts	20
4.	L.A. Rams	19
5.	Buffalo Bills	18
	New England Patriots	18
7.	Seattle Seahawks	17
	Arizona Cardinals	17
	Dallas Cowboys	17
10.	Baltimore Ravens	16
	Green Bay Packers	16
	Minnesota Vikings	16

- Pittsburgh has forced four or more turnovers in five different games since 2019, which is tied for third in the NFL in that span.

MOST GAMES WITH FOUR TAKEAWAYS SINCE 2019

RANK	TEAM	GAMES
1.	New England Patriots	6
	Buffalo Bills	6
3.	Pittsburgh Steelers	5
	San Francisco 49ers	5
5.	Dallas Cowboys	4
	Tampa Bay Buccaneers	4

- Pittsburgh has recovered 28 opponent fumbles since the start of the 2019 season, which is the second-most in the NFL.

NFL MOST FUMBLE RECOVERIES SINCE 2019

RANK	TEAM	FR
1.	Tampa Bay Buccaneers	30
2.	Pittsburgh Steelers	28
3.	Baltimore Ravens	26
	Indianapolis Colts	26
5.	Dallas Cowboys	25
	Arizona Cardinals	25

- Pittsburgh ranks tied for third in the NFL with 40 forced fumbles since the start of the 2019 season.

NFL MOST FORCED FUMBLES SINCE 2019

RANK	TEAM	FF
1.	Arizona Cardinals	42
2.	Tampa Bay Buccaneers	41
3.	Pittsburgh Steelers	40
	Baltimore Ravens	40
	San Francisco 49ers	40

BLITZBURGH

- Pittsburgh's NFL record streak of 75 consecutive regular-season games with a sack came to an end in Week 3 vs. Cincinnati.
- The Steelers' streak started on Nov. 6, 2016 at Baltimore.
- Pittsburgh's previous game that did not include a defensive sack came on Oct. 23, 2016 vs. New England.

STEELERS LONGEST STREAK OF CONSECUTIVE GAMES WITH AT LEAST 1 SACK

RANK	DATES	STRK
1.	Nov. 6, 2016 - Sept. 19, 2021	75
2.	Nov. 3, 2008 - Nov. 8, 2010	33
3.	Jan. 2, 2005 - Nov. 19, 2006	27
4.	Dec. 21, 1997 - Nov. 14, 1999	26
	Sept. 13, 1992 - Nov. 28, 1993	26

- The previous NFL record for consecutive games with at least 1.0 sack was 69 games by Tampa Bay (Oct. 10, 1999 to Nov. 9, 2003). Head coach **Mike Tomlin** was on the Buccaneers staff during the final three seasons of the streak.

LONGEST STREAK OF CONSECUTIVE GAMES WITH AT LEAST 1 SACK IN NFL HISTORY

RANK	TEAM (YEARS)	GAMES
1.	Pittsburgh Steelers (2016-2021)	75
2.	Tampa Bay Buccaneers (1999-2003)	69
3.	New Orleans Saints (1994-98)	60
	Washington Football Team (1984-87)	60
5.	Arizona Cardinals (2015-19)	59

- The Steelers have registered a sack in 78 of their last 79 games, dating back to Nov. 6, 2016 at Baltimore.
- Pittsburgh has recorded a sack in 202 of **Mike Tomlin's** 230 career games as head coach.

- Pittsburgh has registered at least 3.0 sacks in 14 games since 2020, which is tied for the NFL-lead.

MOST GAMES WITH 3.0 SACKS SINCE 2020

RANK	TEAM	GAMES
1.	Pittsburgh Steelers	14
	L.A. Rams	14
	Arizona Cardinals	14
4.	Philadelphia Eagles	13
	Tampa Bay Buccaneers	13

- The Steelers have registered at least 3.0 sacks in 24 games since 2019, which is tied for the NFL-lead.

MOST GAMES WITH 3.0 SACKS SINCE 2019

RANK	TEAM	GAMES
1.	Pittsburgh Steelers	24
	L.A. Rams	24
3.	Tampa Bay Buccaneers	21
	Green Bay Packers	21
5.	Philadelphia Eagles	20
	Arizona Cardinals	20
	Washington Football Team	20

- Pittsburgh has recorded at least 4.0 sacks in 18 games since 2019, which is the most in the NFL.

MOST GAMES WITH 4.0 SACKS SINCE 2019

RANK	TEAM	GAMES
1.	Pittsburgh Steelers	18
2.	L.A. Rams	14
3.	Washington Football Team	13
4.	Tampa Bay Buccaneers	12
5.	Denver Broncos	11
	Green Bay Packers	11
	Minnesota Vikings	11

STACKING UP SACKS

- The Steelers registered 56 sacks in 2020, which led the League. Pittsburgh has led the NFL in sacks in four straight seasons (2017-20). The Steelers are the first team in NFL history to accomplish the feat.
- The Steelers lead the NFL in sacks dating back to the start of each of the following seasons: 2019 (125), 2018 (177), 2017 (233), 2016 (271), 2015 (319), 2014 (352) and 2013 (386).

NFL MOST SACKS SINCE 2020

RANK	TEAM	SACKS
1.	L.A. Rams	73
2.	Pittsburgh Steelers	71
3.	Arizona Cardinals	67
4.	Tampa Bay Buccaneers	64
5.	Washington Football Team	62

NFL MOST SACKS SINCE 2019

RANK	TEAM	SACKS
1.	Pittsburgh Steelers	125
2.	L.A. Rams	123
3.	Tampa Bay Buccaneers	111
4.	Washington Football Team	108
5.	Arizona Cardinals	107

NFL MOST SACKS SINCE 2018

RANK	TEAM	SACKS
1.	Pittsburgh Steelers	177
2.	L.A. Rams	164
3.	Arizona Cardinals	156
4.	Washington Football Team	154
5.	New Orleans Saints	153

NFL MOST SACKS SINCE 2014

RANK	TEAM	SACKS
1.	Pittsburgh Steelers	352
2.	L.A. Rams	324
3.	Carolina Panthers	316
4.	Arizona Cardinals	312
5.	Denver Broncos	309

- Pittsburgh has recorded 50+ sacks in each of the last four seasons (2017-20).
- The Steelers are the first team in the NFL to record 50 or more sacks in four consecutive seasons since the N.Y. Giants (1985-88).
- Pittsburgh is the eighth team to accomplish the feat since sacks became an official statistic in 1982.
- The four-year streak with 50 or more sacks ranks tied for fourth in NFL history.

NFL MOST CONSECUTIVE 50-SACK SEASONS SINCE 1982

RANK	TEAM	SEASONS
1.	Washington Redskins (1983-87)	5
	Chicago Bears (1983-87)	5
	Dallas Cowboys (1983-87)	5
4.	Pittsburgh Steelers (2017-20)	4
	N.Y. Giants (1985-88)	4
	Philadelphia Eagles (1984-87)	4
	San Francisco 49ers (1983-86)	4
	L.A. Raiders (1983-86)	4

- The Steelers have eclipsed the 50-sack plateau 10 times since sacks became an official statistic in 1982. No NFL team has registered more 50-sack seasons over that span.

NFL MOST 50-SACK SEASONS SINCE 1982

RANK	TEAM	SEASONS
1.	Pittsburgh Steelers	10
	Philadelphia Eagles	10
3.	New Orleans Saints	9
	St. Louis/L.A. Rams	9
5.	N.Y. Giants	7
6.	Chicago Bears	6
	Dallas Cowboys	6
	Kansas City Chiefs	6
	Denver Broncos	6
	San Francisco 49ers	6
	Washington Redskins	6

STEELERS DOMINATE THE LINE OF SCRIMMAGE

- Pittsburgh led the NFL with 103 tackles for loss in 2020, which was the most ever by the franchise and ranks tied for third in the League since 2008. The Steelers have now registered 127 tackles for loss since 2020, which leads the NFL.

MOST TFL SINCE 2020

RANK	TEAM	TFL
1.	Pittsburgh Steelers	137
2.	Philadelphia Eagles	118
3.	Arizona Cardinals	117
4.	Tampa Bay Buccaneers	113
5.	Seattle Seahawks	112

- Pittsburgh has registered 229 tackles for loss since 2019, which leads the NFL.

MOST TFL SINCE 2019

RANK	TEAM	TFL
1.	Pittsburgh Steelers	229
2.	Arizona Cardinals	213
3.	Tampa Bay Buccaneers	203
4.	N.Y. Jets	202
5.	Buffalo Bills	201

- The Steelers have recorded at least 10 tackles for loss in three different games since 2020, which leads the NFL (rest of League has combined for five).

MOST GAMES WITH 10+ TFL SINCE 2020

RANK	TEAM	GAMES
1.	Pittsburgh Steelers	3
2.	N.Y. Jets	1
	Miami Dolphins	1
	Philadelphia Eagles	1
	L.A. Rams	1
	Washington Football Team	1

- The Steelers have recorded at least 10 tackles for loss in five different games since 2019, which leads the NFL.

MOST GAMES WITH 10+ TFL SINCE 2019

RANK	TEAM	GAMES
1.	Pittsburgh Steelers	5
2.	N.Y. Jets	3
3.	Washington Football Team	2
	Philadelphia Eagles	2
5.	10 teams tied with	1

- The Steelers have recorded at least six tackles for loss in 15 different games since 2020, which is the most in the NFL.

MOST GAMES WITH 6+ TFL SINCE 2020

RANK	TEAM	GAMES
1.	Pittsburgh Steelers	15
2.	New Orleans Saints	10
	Tampa Bay Buccaneers	10
	Seattle Seahawks	10
	Arizona Cardinals	10

- Pittsburgh has recorded six or more tackles for loss in 23 different games since 2019, which leads the NFL in that span.

MOST GAMES WITH 6+ TFL SINCE 2019

RANK	TEAM	GAMES
1.	Pittsburgh Steelers	23
2.	Tampa Bay Buccaneers	19
	Arizona Cardinals	19
4.	N.Y. Jets	16
5.	Buffalo Bills	15
	New Orleans Saints	15
	San Francisco 49ers	15

TURN DOWN FOR WATT

- LB **T.J. Watt** needs 6.0 sacks to become the second player since 1982, when the individual sack became an official statistic, to record at least 13 in four straight seasons, joining Reggie White, who did it twice (1985-88 and 1990-93).
- Watt needs 8.5 sacks to become the fourth player since 1982 to record at least 65 sacks over his first five seasons, joining Reggie White (81), J.J. Watt (74.5) and Derrick Thomas (66).
- Watt leads the Steelers in sacks (7.0), tackles for loss (seven), QB hits (12), forced fumbles (three) and fumbles recovered (tied, one). He ranks third in the NFL in sacks, tied for eighth in tackles for loss and tied for eighth in QB hits.
- Watt registered seven tackles, three tackles for loss, three passes defended, 2.0 sacks, two QB hits and one forced fumble in the Week 6 overtime victory over Seattle.
- Watt was the first NFL player to have 2.0 or more sacks and a forced fumble in OT since sacks were first tracked beginning in 1982.
- Watt was the second player in the NFL to register at least three tackles for loss, three passes defended, 2.0 sacks and one forced fumble in the same game since 2005.

PLAYERS WITH 3 TFL, 3 PDS, 2.0 SACKS, 1 FF IN GAME SINCE 2005

PLAYER
T.J. Watt, Pittsburgh vs. Seattle (Oct. 17, 2021)
Justin Houston, Kansas City at Philadelphia (Sept. 19, 2003)

- Watt was the fourth player in the NFL to register at least three passes defended, 2.0 sacks and one forced fumble in the same game since 2005.

PLAYERS WITH 3 PDS, 2.0 SACKS, 1 FF IN GAME SINCE 2005

PLAYER
T.J. Watt, Pittsburgh vs. Seattle (Oct. 17, 2021)
Anthony Lanier, Washington Football Team vs. Arizona (Dec. 17, 2017)
Alex Brown, Chicago at Tampa Bay (Nov. 27, 2005)
Justin Houston, Kansas City at Philadelphia (Sept. 19, 2003)

- Watt's 54 QB hits lead the NFL since 2020.

NFL QUARTERBACK HIT LEADERS SINCE 2020

RANK	PLAYER	QB HITS
1.	T.J. Watt	54
2.	Aaron Donald	40
	Leonard Williams	40
4.	Myles Garrett	38
5.	Trey Hendrickson	37

- Watt's 90 QB hits lead the NFL since 2019.

NFL QUARTERBACK HIT LEADERS SINCE 2019

RANK	PLAYER	QB HITS
1.	T.J. Watt	90
2.	Matt Judon	66
	Joey Bosa	66
4.	Aaron Donald	65
5.	Shaquil Barrett	63

- His 127 QB hits rank second in the NFL since 2017.

NFL QUARTERBACK HIT LEADERS SINCE 2017

RANK	PLAYER	QB HITS
1.	Aaron Donald	133
2.	T.J. Watt	127
3.	Matt Judon	105
	Za'Darius Smith	105
5.	Chandler Jones	103
	Za'Darius Smith	103

- His 127 QB hits rank second over a player's first 67 career regular-season games.

MOST QB HITS IN NFL HISTORY OVER FIRST 67 REGULAR-SEASON GAMES

RANK	PLAYER	QB HITS
1.	J.J. Watt	170
2.	T.J. Watt	127
3.	Von Miller	118
4.	Joey Bosa	117
5.	Aaron Donald	113

- His 127 QB hits rank first by a linebacker over his first 67 career regular-season games.

MOST QB HITS BY LINEBACKER IN NFL HISTORY OVER FIRST 67 REGULAR-SEASON GAMES

RANK	PLAYER	QB HITS
1.	T.J. Watt	127
2.	Von Miller	118
3.	Cameron Wake	107
4.	Clay Matthews	106
5.	DeMarcus Ware	93

- Watt's 30 tackles for loss lead the NFL since 2020.

NFL TFL LEADERS SINCE 2020

RANK	PLAYER	TFLS
1.	T.J. Watt	30
2.	Haason Reddick	24
3.	Roquan Smith	21
4.	Aaron Donald	19
	Myles Garrett	19
	J.J. Watt	19

- Watt's 44 tackles for loss lead the NFL since 2019.

NFL TFL LEADERS SINCE 2019

RANK	PLAYER	TFLS
1.	T.J. Watt	44
2.	Aaron Donald	39
3.	Shaquil Barrett	37
4.	Joey Bosa	35
5.	Maxx Crosby	34

- His 67 TFL rank seventh over a player's first 67 career regular-season games.

MOST TFL IN NFL HISTORY OVER FIRST 67 REGULAR-SEASON GAMES

RANK	PLAYER	TFL
1.	J.J. Watt	112
2.	Von Miller	78
3.	Aaron Donald	75
4.	Lavonte David	74
5.	Khalil Mack	71
6.	Joey Bosa	68
7.	T.J. Watt	67
8.	Clay Matthews Jr.	66
	Jadeveon Clowney	66
10.	Justin Houston	64

- His 67 TFL rank fifth by a linebacker over his first 67 career regular-season games.
- Watt's 13 forced fumbles rank first in the NFL since 2019.

MOST TFL BY LINEBACKER IN NFL HISTORY OVER FIRST 67 REGULAR-SEASON GAMES

RANK	PLAYER	TFL
1.	Von Miller	78
2.	Lavonte David	74
3.	Khalil Mack	71
4.	T.J. Watt	67
5.	Clay Matthews Jr.	66

- Watt's 22.0 sacks lead the NFL since 2020.

NFL SACK LEADERS SINCE 2020

RANK	PLAYER	SACKS
1.	T.J. Watt	22.0
2.	Myles Garrett	21.5
3.	Trey Hendrickson	20.0
4.	Haason Reddick	19.0
5.	Aaron Donald	17.0

- Watt's 36.5 sacks lead the NFL since 2019.

NFL SACK LEADERS SINCE 2019

RANK	PLAYER	SACKS
1.	T.J. Watt	36.5
2.	Shaquill Barrett	33.0
3.	Myles Garrett	31.5
4.	Aaron Donald	29.5
5.	Za'Darius Smith	26.0

- Watt has recorded at least 1.5 sacks in 15 career games.
- Watt has registered at least 2.0 sacks in 13 career games.
- Watt has recorded 37.0 sacks in 35 career games at Heinz Field. He has collected at least half a sack in 22 of the Steelers' last 25 home games, including 19 of the last 21 home games.
- Only Derrick Thomas (41.5) has registered more sacks over their first 35 career home games in NFL history.

MOST SACKS IN NFL HISTORY OVER FIRST 33 CAREER HOME GAMES

RANK	PLAYER	SACKS
1.	Derrick Thomas	41.5
2.	T.J. Watt	37.0
3.	Reggie White	36.0
4.	Keith Millard	33.0
5.	Dwight Freeney	32.0
NFL Hall of Famer		

NFL FORCED FUMBLE LEADERS SINCE 2019

RANK	PLAYER	FF
1.	T.J. Watt	13
2.	Marlon Humphrey	11
3.	Chandler Jones	10
	Shaquil Barrett	10
5.	Khalil Mack	8
	Darius Leonard	8
	Yannick Ngakoue	8
	Logan Ryan	8

- Watt was the first player in franchise history with 14.0 or more sacks in multiple seasons.
- Watt was the 14th player in NFL history with at least 14.5 sacks in back-to-back seasons, and just the sixth since 1993.
- Watt's 15.0 sacks, which are a single-season high for him, led the NFL in 2020. His previous single-season high in sacks was 14.5 in 2019.
- Watt's 15.0 sacks in 2020 rank tied for second in single-season franchise history. His 14.5 sacks in 2019 rank fourth and his 13.0 sacks in 2018 rank tied for ninth in a season by a Steelers' defender since the statistic became official in 1982.
- Watt is the only player in franchise history with 13.0 sacks or more in multiple seasons.

STEELERS SINGLE-SEASON SACK LEADERS

RANK	PLAYER. YEAR	SACKS
1.	James Harrison, 2008	16.0
2.	T.J. Watt, 2020	15.0
	Mike Merriweather, 1984	15.0
4.	T.J. Watt, 2019	14.5
5.	Kevin Greene, 1994	14.0
	Keith Willis, 1983	14.0
7.	LaMarr Woodley, 2009	13.5
	Jason Gildon, 2000	13.5
9.	T.J. Watt, 2018	13.0
	Chad Brown, 1996	13.0
NFL Defensive Player of the Year		

- Watt's 21 combined interceptions (three), forced fumbles (13) and fumble recoveries (five) rank first in the NFL since 2019.

NFL COMBINED (INT, FF, FR) LEADERS SINCE 2019

RANK	PLAYER	INT.	FF	FR	TOT.
1.	T.J. Watt	3	13	5	21
2.	Darius Leonard	7	8	5	20
3.	J.C. Jackson	17	0	2	19
	Marlon Humphrey	5	11	3	19
5.	Minkah Fitzpatrick	9	4	4	17

WATT SINCE 2017

- Since entering the NFL in 2017, LB **T.J. Watt** has recorded 56.5 sacks and forced 20 fumbles.
- Watt (three seasons) has joined Pro Football Hall of Famers Reggie White (four) and Derrick Thomas (three) as the only players to record at least 13 sacks in three of their first four seasons since 1982, when the individual sack became an official NFL statistic. Watt recorded 13 sacks in 2018, 14.5 sacks in 2019 and 15.0 sacks in 2020.

NFL PLAYERS WITH THREE OR MORE 13.0+ SACK SEASONS IN FIRST FOUR YEARS

PLAYER	YEARS
Reggie White	4 (1985-88)
Derrick Thomas	3 (1989-91)
T.J. Watt	3 (2018-20)
NFL Hall of Famer	

- Watt is the only active player in the NFL with at least 13.0 sacks in each of the last three seasons.

NFL PLAYERS WITH THREE STRAIGHT 13.0+ SACK SEASONS

PLAYER	YEARS
Reggie White	4 (1990-93)
Reggie White	4 (1985-88)
T.J. Watt	3 (2018-20)
Chandler Jones	3 (2017-19)
Jared Allen	3 (2007-09)
Dexter Manley	3 (1984-86)
Simon Fletcher	3 (1991-93)
Mark Gastineau	3 (1983-85)
Kevin Greene	3 (1988-90)
Derrick Thomas	3 (1990-92)
Jacob Green	3 (1983-85)
NFL Hall of Famer	

- Watt eclipsed the 50.0 sack plateau in his 63rd career game, which ranks tied with Bruce Smith for 11th-fastest to 50 or more sacks in the NFL since 1982.

FEWEST GAMES TO 50 SACKS IN NFL CAREER - SINCE 1982

RANK	PLAYER	GP	DATE
1.	Reggie White	40	12/20/1987 Phi at NYJ
2.	Derrick Thomas	54	10/18/1992 KC at Dal
3.	Myles Garrett	57	10/17/2021 Ari at Cle
4.	Von Miller	58	9/17/2015 Den at KC
5.	Justin Houston	61	9/17/2015 KC vs Den
	J.J. Watt	61	12/7/2014 Hou at Jax
	Dwight Freeney	61	12/18/2005 Ind vs SD
8.	Aldon Smith	62	9/27/2020 Dal at Sea
	DeMarcus Ware	62	12/14/2008 Dal vs NYG
	Tim Harris	62	9/16/1990 GB vs Chi
11.	T.J. Watt	63	9/12/2021 Pit at BUF
	Bruce Smith	63	10/22/1989 Buf vs NYJ

- Watt's 56.5 career sacks rank fourth over a player's first 67 career regular-season games.

MOST SACKS IN NFL HISTORY OVER FIRST 67 REGULAR-SEASON GAMES

RANK	PLAYER	SACKS
1.	Reggie White	77.0
2.	J.J. Watt	60.0
	Derrick Thomas	60.0
4.	T.J. Watt	56.5
5.	Von Miller	56.0

- His 56.5 career sacks rank second by a linebacker over his first 67 career regular-season games.

MOST SACKS BY LINEBACKER IN NFL HISTORY OVER FIRST 67 REGULAR-SEASON GAMES

RANK	PLAYER	SACKS
1.	Derrick Thomas	60.0
2.	T.J. Watt	56.5
3.	Von Miller	56.0
4.	Justin Houston	54.0
5.	DeMarcus Ware	53.5

- Watt's 20 forced fumbles lead the NFL since the start of the 2017 season.

NFL FORCED FUMBLE LEADERS SINCE 2017

RANK	PLAYER	FF
1.	T.J. Watt	20
2.	Aaron Donald	16
3.	Khalil Mack	15
	Chandler Jones	15
5.	Yannick Ngakoue	14

- Watt's 20 career forced fumbles rank second in franchise history.

STEELERS CAREER FORCED FUMBLE LEADERS

RANK	PLAYER	GP	FF
1.	James Harrison	177	32
2.	T.J. Watt	67	20
3.	Joey Porter	122	16
4.	Troy Polamalu	158	13
5.	Lawrence Timmons	158	12
	James Farrior	154	12

- Watt's 20 career forced fumbles rank tied for second over a player's first 67 career regular-season games.

MOST FORCED FUMBLES IN NFL HISTORY OVER FIRST 67 REGULAR-SEASON GAMES

RANK	PLAYER	FF
1.	Dwight Freeney	23
2.	T.J. Watt	20
	Robert Mathis	20
4.	Leonard Little	18
	DeMarcus Ware	18

- His 20 career forced fumbles rank tied for first by a linebacker over his first 67 career regular-season games.

MOST FORCED FUMBLES BY LINEBACKER IN NFL HISTORY OVER FIRST 67 REGULAR-SEASON GAMES

RANK	PLAYER	FF
1.	T.J. Watt	20
	Robert Mathis	20
3.	DeMarcus Ware	18
4.	John Abraham	16
	Tamba Hali	16

- Watt's 56.5 sacks rank ninth in franchise history.

STEELERS CAREER SACK LEADERS

RANK	PLAYER. YEARS	SACKS
1.	James Harrison, 2002, 2004-12, 2014-17	80.5
2.	Jason Gildon, 1994-2003	77.0
3.	L.C. Greenwood, 1969-81	73.5
4.	Joe Greene, 1969-81	66.0
5.	Cameron Heyward, 2011-20	60.0
	Joey Porter, 1999-2006	60.0
7.	Keith Willis, 1982-91	59.0
8.	LaMarr Woodley, 2007-13	57.0
9.	T.J. Watt, 2017-21	56.5
10.	Greg Lloyd, 1998-97	53.5

- Watt's 56.5 sacks rank second among all defensive players and first among linebackers since the start of the 2017 season.

NFL SACK LEADERS SINCE 2017

RANK	PLAYER	SACKS
1.	Aaron Donald	61.0
2.	T.J. Watt	56.5
3.	Chandler Jones	55.0
4.	Myles Garrett	52.0
5.	Cameron Jordan	48.0

NFL LINEBACKER SACK LEADERS SINCE 2017

RANK	PLAYER	SACKS
1.	T.J. Watt	56.5
2.	Chandler Jones	55.0
3.	Khalil Mack	46.5
4.	Jason Pierre-Paul	41.5
5.	Shaquil Barrett	40.0

- Watt has collected 56.5 sacks over his first five seasons in the NFL, which is the most by a Steelers player in their first five seasons in the League.

MOST SACKS BY STEELER IN FIRST FIVE NFL SEASONS

RANK	PLAYER. YEARS	SACKS
1.	T.J. Watt, 2017-21	56.5
2.	LaMarr Woodley, 2007-11	48.0
3.	Joey Porter, 1999-2003	35.5
4.	Bud Dupree, 2015-19	31.5
5.	Chad Brown, 1993-97	30.0

- Watt collected 49.5 sacks over his first four seasons in the NFL, which is the most by a Steelers player in their first four seasons in the League.

MOST SACKS BY STEELER IN FIRST FOUR NFL SEASONS

RANK	PLAYER. YEARS	SACKS
1.	T.J. Watt, 2017-20	49.5
2.	LaMarr Woodley, 2007-10	39.0
3.	Joey Porter, 1999-2002	30.5
4.	Chad Brown, 1993-96	30.0
5.	Bud Dupree, 2015-18	20.0

- In 2017 and 2018, Watt recorded 20.0 quarterback sacks over his first two seasons in the NFL. He became the ninth linebacker with at least 20.0 sacks in a player's first two campaigns since the statistic became official in 1982.

FITZPATRICK DOES IT AGAIN

- S Minkah Fitzpatrick needs one interception-return touchdown to become the fourth player since 2000 to return an interception for a TD in four consecutive seasons, joining Charles Woodson (six seasons), Nate Clements (four) and Aqib Talib (four).
- Fitzpatrick has two career multi-interception games (2018-20).
- Fitzpatrick had six combined interceptions (four), forced fumbles (one) and fumble recoveries (one) in 2020, including three inside the Steelers' red zone.
- Fitzpatrick has nine interceptions, three fumble recoveries and two forced fumbles since being acquired by the Steelers via trade from the Miami Dolphins in Week 3 of 2019.
- Fitzpatrick's four defensive TDs rank tied for sixth in the NFL among active players.

NFL ACTIVE DEFENSIVE TOUCHDOWN LEADERS

RANK	PLAYER	TDS
1.	Janoris Jackson	9
2.	Malcolm Jenkins	8
3.	Marcus Peters	7
4.	Eddie Jackson	6
5.	Deion Jones	5
6.	Minkah Fitzpatrick and eight other players	4

- Fitzpatrick's four defensive TDs are tied with Marcus Peters and Eddie Jackson for the most in the NFL since he entered the League in 2018.

NFL DEFENSIVE TOUCHDOWN LEADERS SINCE 2018

RANK	PLAYER	TDS
1.	Minkah Fitzpatrick	4
	Eddie Jackson	4
	Marcus Peters	4
4.	Jadeveon Clowney	3
	Troy Hill	3
	Deion Jones	3

- Fitzpatrick's nine interceptions rank tied for seventh in the NFL since 2019.

NFL INTERCEPTION LEADERS SINCE 2019

RANK	PLAYER	INTS
1.	J.C. Jackson	17
2.	Xavien Howard	13
3.	Tyrann Mathieu	12
4.	Justin Simmons	10
	Quandre Diggs	10
	Trevon Diggs	10
7.	Minkah Fitzpatrick	9
	Tre'Davious White	9
	Marcus Peters	9
	Justin Simmons	9
	Marcus Williams	9
	Kevin Byard	9

- Fitzpatrick's 13 total takeaways (interceptions and fumble recoveries) rank third in the NFL since 2019.

NFL TAKEAWAY (INT AND FR) LEADERS SINCE 2019

RANK	PLAYER	INT.	FR	TOT.
1.	J.C. Jackson	17	2	19
2.	Xavien Howard	13	1	14
3.	Minkah Fitzpatrick	9	4	13
4.	Marcus Peters	9	3	12
	Tyrann Mathieu	12	0	12
	Tre'Davious White	9	3	12

- Fitzpatrick's 17 combined interceptions (nine), forced fumbles (four) and fumble recoveries (four) rank fifth in the NFL since 2019.

NFL COMBINED (INT, FF, FR) LEADERS SINCE 2019

RANK	PLAYER	INT.	FF	FR	TOT.
1.	T.J. Watt	3	13	5	21
2.	Darius Leonard	7	8	5	20
3.	J.C. Jackson	17	0	2	19
	Marlon Humphrey	5	11	3	19
5.	Minkah Fitzpatrick	9	4	4	17

LET MY CAMERON GO

- DT **Cameron Heyward's** 60.0 career quarterback takedowns rank first by a Steelers' defensive lineman since 1982 and tied for fifth by any Steelers defender.

STEELERS DEFENSIVE LINEMAN CAREER SACK LEADERS SINCE 1982

RANK	PLAYER. YEARS	SACKS
1.	Cameron Heyward, 2011-20	60.0
2.	Keith Willis, 1982-91	59.0
3.	Aaron Smith, 1999-2011	44.0
4.	Stephon Tuitt, 2014-20	34.5
5.	Brett Keisel, 2002-14	30.0

STEELERS CAREER SACK LEADERS

RANK	PLAYER. YEARS	SACKS
1.	James Harrison, 2002, 2004-12, 2014-17	80.5
2.	Jason Gildon, 1994-2003	77.0
3.	L.C. Greenwood, 1969-81	73.5
4.	Joe Greene, 1969-81	66.0
5.	Cameron Heyward, 2011-20	60.0
	Joey Porter, 1999-2006	60.0
7.	Keith Willis, 1982-91	59.0
8.	LaMarr Woodley, 2007-13	57.0
9.	T.J. Watt, 2017-20	56.5
10.	Greg Lloyd, 1998-97	53.5

- Heyward's 173 tackles lead the NFL among defensive linemen since 2019.

NFL TACKLE LEADERS BY DEFENSIVE LINEMAN SINCE 2019

RANK	PLAYER	TACKLES
1.	Cameron Heyward	173
2.	Sam Hubbard	168
3.	Jonathan Allen	157
4.	DeForest Buckner	152
5.	Lawrence Guy	144

- Heyward's 14 passes defended rank tied for second among defensive linemen in the NFL since 2019.

NFL PASSES DEFENDED LEADERS BY DEFENSIVE LINEMAN SINCE 2019

RANK	PLAYER	PDS
1.	Shelby Harris	16
2.	Cameron Heyward	14
	Carlos Dunlap	14
4.	J.J. Watt	12
5.	Emmanuel Ogbah	11

- Heyward’s 16.0 sacks rank fourth among defensive tackles in the NFL since 2019.

NFL SACK LEADERS BY DEFENSIVE TACKLES SINCE 2019

RANK	PLAYER	SACKS
1.	Aaron Donald	29.5
2.	DeForest Buckner	20.0
3.	Chris Jones	18.5
4.	Cameron Heyward	15.0
5.	Arik Armstead	14.5
	Javon Hargrave	14.5
	Denico Autry	14.5

- Heyward’s 23 tackles for loss rank tied for second among defensive tackles in the NFL since 2019.

NFL TACKLES FOR LOSS LEADERS BY DEFENSIVE TACKLES SINCE 2019

RANK	PLAYER	TFLS
1.	Aaron Donald	39
2.	Cameron Heyward	23
	DeForest Buckner	23
4.	Grady Jarrett	21
	Larry Ogunjobi	21

- The Steelers are 8-0 when Heyward collects at least 2.0 sacks in a game.
- Heyward (2017, ‘18 and ‘19) is the only defensive lineman in franchise history with 8.0 or more sacks in at least three seasons.

STEELERS DEFENSIVE LINEMAN SINGLE-SEASON SACK LEADERS

RANK	PLAYER, YEAR	SACKS
1.	Keith Willis, 1983	14.0
2.	Cameron Heyward, 2017	12.0
	Keith Willis, 1986	12.0
4.	Stephon Tuitt, 2020	11.0
5.	Cameron Heyward, 2019	9.0
6.	Ray Seals, 1995	8.5
7.	Cameron Heyward, 2018	8.0
	Aaron Smith, 2004	8.0
	Kimo von Oelhoffen, 2003	8.0
	Aaron Smith, 2001	8.0

- His 60.0 career sacks rank third among active defensive tackles in the League.

ACTIVE NFL SACK LEADERS BY DEFENSIVE TACKLES

RANK	PLAYER	SACKS
1.	Aaron Donald	89.0
2.	Ndamukong Suh	65.5
3.	Cameron Heyward	60.0
4.	Fletcher Cox	55.5
5.	Chris Jones	42.5

INGRAM TAKES HIS TALENTS TO THE SOUTHSIDE

- The Steelers signed LB **Melvin Ingram III**, who had 49 sacks, 70 tackles for loss and 13 forced fumbles in nine seasons with the L.A. Chargers, this offseason.
- Ingram ranks second in Chargers history in sacks, yards lost by sack (357) and forced fumbles.
- Ingram III sacked QB Derek Carr in Week 2 for a loss of eight yards in the third quarter on 2nd-and-1 at the Raiders’ 37-yard line.
- The sack was the first of his Steelers career and 50th of his overall career.

BUSH BACK IN THE LINEUP

- LB **Devin Bush**, selected 10th overall in the 2019 NFL Draft, returns after appearing in only five games last season due to a knee injury.
- As a rookie, Bush totaled 109 tackles, four fumble recoveries and two interceptions.
- Bush led the team and NFL rookies in tackles (109) and solo tackles (72), and ranked fourth in both categories in TFLs (nine) in 2019.
- Bush is the only Steelers rookie ever to eclipse 100 tackles.
- Bush returned to the lineup in Week 1 at Buffalo and registered 10 tackles, including six solo stops and one forced fumble.
- Bush recorded sacks in Week 4 at Green Bay and Week 5 vs. Denver. He has 2.0 sacks this season and 4.0 in his NFL career (2019-21).

WELCOME TO THE SCHOBERT

- The Steelers acquired LB **Joe Schobert**, who ranked fourth in the NFL with 141 tackles last season with Jacksonville, in Aug. 2021. He was one of five linebackers to register at least 100 tackles, multiple sacks and multiple interceptions last season.
- The linebackers with at least 100 tackles, two sacks and two interceptions in 2020 are below.

LINEBACKERS WITH 100+ TACKLES, 2.0+ SACKS, 2+ INT IN 2020

PLAYER	TACKLES	SACKS	INT
Joe Schobert	141	2.5	3
Roquan Smith	139	4	2
Eric Wilson	121	3	3
Foyesade Oluokun	117	3	2
Deion Jones	106	4.5	2

- Schobert has registered at least 100 tackles in each of the last four seasons.
- Schobert has recorded 571 tackles (347 solo), 27 quarterback hits, 28 passes defended, 21 tackles for loss, 11.0 sacks, nine interceptions, nine forced fumbles and three fumble recoveries in his six-year NFL career.
- Schobert’s 555 tackles rank third-best in the NFL since 2017.

MOST TACKLES SINCE 2017

RANK	PLAYER	TACKLES
1.	Bobby Wagner	640
2.	Blake Martinez	615
3.	Joe Schobert	555
4.	Zach Cunningham	523
5.	Jaylon Smith	517

- His nine interceptions are tied for lead among all linebackers since 2017.

INTERCEPTION LEADERS BY LINEBACKERS SINCE 2017

RANK	PLAYER	INT
1.	Joe Schobert	9
	Darius Leonard	9
3.	Deion Jones	8
4.	Alec Ogletree	7
	Eric Kendricks	7

- His three interception returns for TDs since entering the NFL in 2016 rank second in the League among all linebackers.

INTERCEPTION TD RETURN LEADERS BY LINEBACKERS SINCE 2016

RANK	PLAYER	INT
1.	Deion Jones	5
2.	Joe Schobert	3
	Alec Ogletree	3
4.	14 different players with	2

HADEN BREAKING IT UP

- CB **Joe Haden** has registered two career interception returns for touchdowns, including one with the Steelers.
- Haden has 10 interceptions since joining the Steelers in 2017.
- Haden's 31 passes defended rank tied for ninth in the NFL since 2019.

PASSES DEFENDED LEADERS SINCE 2019

RANK	PLAYER	PDS
1.	Carlton Davis	42
2.	James Bradberry	38
3.	Marshon Lattimore	34
	J.C. Jackson	34
5.	Jaire Alexander	33
	Xavien Howard	33
7.	Denzel Ward	32
	Logan Ryan	32
9.	Joe Haden	31
	Jamel Dean	31
	Marlon Humphrey	31

- Since entering the NFL in 2010, Haden has recorded 151 career passes defended, which leads the League since 2010 and leads active NFL players.

ACTIVE NFL PASSES DEFENDED CAREER LEADERS

RANK	PLAYER	PDS
1.	Joe Haden	151
2.	Janoris Jenkins	121
3.	Richard Sherman	115
4.	Darius Slay	113
5.	Jason McCourty	108

- Haden's 151 career passes defended rank eighth in the NFL since 2000.

NFL PASSES DEFENSED LEADERS SINCE 2000

RANK	PLAYER	PDS
1.	Johnathan Joseph	200
2.	Champ Bailey	187
3.	Terence Newman	182
4.	Ronde Barber	179
5.	Charles Woodson	168
6.	Asante Samuel	164
7.	Tramon Williams	153
8.	Joe Haden	151
9.	Sheldon Brown	146
	Dominique Rodgers-Cromartie	146

- Since entering the NFL in 2010, Haden has recorded 29 career interceptions, which rank tied for third among active NFL players.

ACTIVE NFL INTERCEPTION LEADERS

RANK	PLAYER	INT
1.	Richard Sherman	36
2.	Marcus Peters	31
3.	Joe Haden	29
	Devin McCourty	29
5.	Patrick Peterson	28
	Harrison Smith	28

- Haden has registered at least two passes defended in a single game 37 times in his career.
- Haden has registered at least three passes defended in a single game 15 times in his career.
- Haden has recorded at least four passes defended in a single game four times in his career.
- Haden has twice recorded at least five passes defended in a single game in his career.

WIZARD OF BOZ

- Since joining the Steelers in 2015, K **Chris Boswell** is 157-of-178 on field goal attempts (88.2%), including 53-of-66 (80.3%) between 40-49 yards.
- Boswell made a franchise record 25 consecutive field goals, which was the longest active streak in the NFL when it ended in Week 11 of 2020 at Jacksonville.

MOST CONSECUTIVE FG IN STEELERS HISTORY

RANK	KICKER, YEARS	CONSECUTIVE FGs
1.	Chris Boswell, 2019-20	25
2.	Shaun Suisham, 2013-14	24
3.	Jeff Reed, 2004-05	22
4.	Gary Anderson, 1994	19
	Jeff Reed, 2007-08	19
6.	Gary Anderson, 1985	18
7.	Norm Johnson, 1997	17
	Chris Boswell, 2016-17	17
9.	Shaun Suisham, 2012-13	16
	Chris Boswell, 2017	16

- Boswell ranks second in field goal percentage (88.2%) among all NFL kickers with at least 175 field goal attempts since 2015.

FG PERCENTAGE LEADERS SINCE 2015 (MIN. 175 ATTEMPTS)

RANK	KICKER	M-A	FG%
1.	Justin Tucker	208-228	91.2
2.	Chris Boswell	157-178	88.2
3.	Robbie Gould	160-182	87.9
4.	Matt Prater	170-201	84.6
5.	Dustin Hopkins	163-194	84.0

- Boswell has connected on 59-of-63 field goal attempts (93.7%), including 19-of-22 (86.4%) between 40-49 yards, since 2019.
- Boswell ranks first in field goal percentage (93.7%) among all NFL kickers with at least 60 field goal attempts since 2019.

FG PERCENTAGE LEADERS SINCE 2019 (MIN. 60 ATTEMPTS)

RANK	KICKER	FGM-FGA	FG%
1.	Chris Boswell	59-63	93.7
2.	Younghoe Koo	70-75	93.3
3.	Justin Tucker	68-73	93.2
4.	Harrison Butker	66-73	90.4
5.	Nick Folk	56-62	90.3

- Boswell's 88.2 field goal percentage ranks first in Steelers history among kickers with at least 100 field goal attempts.

STEELERS ALL-TIME FG PERCENTAGE LEADERS (MIN. 100 ATTEMPTS)

RANK	KICKER. YEARS	FGM-FGA	FG%
1.	Chris Boswell, 2015-current	157-178	88.2
2.	Shaun Suisham, 2010-14	124-141	87.9
3.	Norm Johnson, 1995-98	105-127	82.7
4.	Jeff Reed, 2002-10	204-249	81.9
5.	Gary Anderson, 1982-94	309-395	78.2

- Boswell became the third player in team history with at least 150 field goals made in Week 2 of 2021.

STEELERS ALL-TIME FG MADE LEADERS

RANK	KICKER. YEARS	FGM
1.	Gary Anderson, 1982-94	309
2.	Jeff Reed, 2002-10	204
3.	Chris Boswell, 2015-current	157
4.	Roy Gerela, 1971-78	146
5.	Shaun Suisham, 2010-14	124

- Boswell has registered 25 career games with three or more field goals made.
- Boswell has made 32 of his 33 field goal attempts in his regular-season career against Cincinnati. He missed his first career kick against the Bengals in Week 3.
- Boswell has connected on four or more field goals in a single game 10 times in his career.

BOZ FROM 50-PLUS

- K **Chris Boswell** connected on a 52-yard field goal in Week 6 vs. Seattle with 1:30 remaining in the fourth quarter that gave the Steelers a 20-17 lead.
- Boswell connected on a 56-yard field goal in Week 2 vs. Las Vegas with 3:42 remaining in the fourth quarter that cut the Raiders' lead to 23-17.
- Boswell converted a 52-yard field goal in Week 4 at Green Bay with 5:46 remaining in the second quarter that cut the Packers' lead to 14-10.
- His 56-yard field goal is the longest in Heinz Field history – topping the previous mark of 53 yards by both Boswell vs. Green Bay on Nov. 26, 2017 and Dallas' Dan Bailey vs. Pittsburgh on Nov. 13, 2016 as the longest field goal conversion at the stadium since it opened in 2001.
- The 56-yard kick is the second-longest in team history and is the longest such kick since Nov. 8, 2020 at Dallas Cowboys (Chris Boswell, 59).

LONGEST FG IN FRANCHISE HISTORY

RANK	PLAYER (DATE, OPP.)	FG
1.	Chris Boswell (11/8/20 at Dallas)	59
2.	Chris Boswell (9/19/21 vs. Las Vegas)	56
3.	Gary Anderson (11/25/84 vs. San Diego)	55
	Kris Brown (10/14/01 at Kansas City)	55
5.	Gary Anderson (12/8/91 at Houston)	54
6.	Gary Anderson (10/21/84 at Indianapolis)	53
	Chris Boswell (11/26/17 vs. Green Bay)	53
	Jeff Reed (11/8/10 at Cincinnati)	53
	Jeff Reed (9/21/08 at Philadelphia)	53
	Shaun Suisham (11/9/14 at N.Y. Jets)	53

LONGEST FG IN HEINZ FIELD HISTORY

RANK	PLAYER. TEAM (DATE, OPP.)	FG
1.	Chris Boswell, Pittsburgh (9/19/21 vs. Las Vegas)	56
2.	Dan Bailey, Dallas (11/13/16 at Pittsburgh)	53
	Chris Boswell, Pittsburgh (11/26/17 vs. Green Bay)	53
4.	Chris Boswell, Pittsburgh (10/17/21 vs. Seattle)	52
	Chris Boswell, Pittsburgh (12/10/17 vs. Baltimore)	52
	Jeff Reed, Pittsburgh (9/12/10 vs. Atlanta)	52
	Justin Tucker, Baltimore (10/1/15 at Pittsburgh)	52
8.	Chris Boswell, Pittsburgh (10/18/15 vs. Arizona)	51
	Chris Boswell, Pittsburgh (11/3/19 vs. Indianapolis)	51
	Chris Boswell, Pittsburgh (12/17/17 vs. New England)	51
	Chris Boswell, Pittsburgh (12/6/15 vs. Indianapolis)	51
	Billy Cundiff, Baltimore (11/6/11 at Pittsburgh)	51
	Phil Dawson, Cleveland (12/30/12 at Pittsburgh)	51
	Zane Gonzalez, Cleveland (12/31/17 at Pittsburgh)	51
	Nick Novak, San Diego (12/9/12 at Pittsburgh)	51

- No kicker made a field goal of at least 50 yards in the first nine seasons of Heinz Field (2001-09). In fact, prior to Boswell joining the Steelers in 2015, Heinz Field witnessed just four field goals of at least 50 yards.
- Boswell has nine field goals of at least 50 yards at Heinz Field in his career.
- Boswell converted four field goals from 50 yards or further in 2017 – the most by a Steelers kicker in a single season.
- Boswell has made 12-of-15 field goal attempts in his NFL career from 50 yards or further, including a franchise-best 59-yard try in Week 9 of 2020 at AT&T Stadium against Dallas and a Heinz Field-best 56-yard try in Week 2 vs. Las Vegas.
- Boswell's 59-yard field goal in Week 9 at Dallas in 2020 was the longest field goal in franchise history. The previous mark was 55 yards by both Kris Brown (10/14/01 at Kansas City) and Gary Anderson (11/25/84 vs. San Diego).
- Boswell's 12 field goals made from 50-plus yards are the most in Steelers history (Gary Anderson and Jeff Reed shared the previous franchise record with eight).

HIGHEST 50+ YARD FG PERCENTAGE SINCE 2000 (MIN. 14 50+ FGA)

RANK	PLAYER	FG-FGA	PCT.
1.	Jeff Wilkins	20-24	83.3
2.	Chris Boswell	12-15	80.0
3.	Jason Sanders	13-17	76.5
4.	Stephen Gostkowski	32-43	74.4
	Matt Prater	62-85	73.8

STEELERS-BROWNS SERIES HISTORY

- Sunday's game will mark the 140th overall and 137th regular-season meeting between the Steelers and Browns.
- The Steelers own a 16-game advantage in the overall series (77-61-1) and a 15-game lead in the regular-season series (75-60-1).
- Sunday's game will be the 69th time the two teams will meet in Cleveland where the Browns lead the series, 39-28-1.
- Pittsburgh has lost the last two meetings in the series.

INSIDE THE SERIES

CATEGORY	RECORD
Series History	Started in 1950
Overall	Steelers lead, 77-61-1
In Pittsburgh	Steelers lead, 49-22
At Cleveland	Browns lead, 39-28-1
Neutral	n/a
Overall Regular Season	Steelers lead, 75-60-1
In Pittsburgh	Steelers lead, 49-22
At Cleveland	Browns lead, 39-28-1
Neutral	n/a
Streak	Browns won the last two meetings
Last Regular-Season Game	L, 24-22 (Jan. 3, 2021 in Pittsburgh)
Postseason Series	Steelers lead, 2-1
In Pittsburgh	Steelers lead, 2-1
At Cleveland	n/a
Last Postseason Game	L 48-37 (Jan. 10, 2021 in Pittsburgh)

2021 STATS COMPARISON

	STEELERS	BROWNS
Total Games	6	7
Total Drives	67	71
Total Drives per Game	11.2	10.1
First downs	112	156
Rushing 1st downs	25	67
Passing 1st downs	75	80
1st downs from penalties	12	9
3rd down eff. (Made-Att-Pct)	34-80-43%	37-88-42%
4th down eff. (Made-Att-Pct)	0-5-0%	7-16-44%
Total Net Yards	1,943	2,754
Avg. Yards per Game	323.8	393.4
Total Plays	378	455
Yards per play	5.1	6.1
Net Yards Rushing	487	1193
Rush Attempts	131	227
Yards per rush	3.72	5.26
Net Yards Passing	1456	1561
Sacks-Yards lost	12-59	19-118
Gross Yards	1515	1679
Comp-Att-Pct	153-235-65%	138-209-66%
Yards per pass	6.20	7.47
Interceptions thrown	4	3
Punts (Num-Yds)	25-1122	20-888
Punts blocked	0	0
Net Punting Avg Yds	40.8	32.8
Gross Punting Avg Yds	44.9	44.4

	STEELERS	BROWNS
Total Return Yds (no Kickoffs)	98	213
Punt Returns (Num-Yds)	10-83	22-213
Kickoff Returns (Num-Yds)	13-321	12-269
Int. Returns (Num-Yds)	2-15	3-0
Penalties-Yards	38-279	49-488
Turnovers	7	7
Fumbles lost	3	4
Interceptions thrown	4	3
Total Net Yards	1,943	2,754
Touchdowns	12	20
Rushing	4	13
Passing	7	7
Interceptions	0	0
Kickoff Returns	0	0
Fumble Returns	0	0
Punt Returns	0	0
Defensive/Special Teams TDs	1	0
Extra Points (Made-Att)	12-12	20-20
Kicking (Made-Att)	12-12	17-17
2Pt Conversions (Made-Att)	0-0	3-3
Safeties	0	0
Kickoffs (Num-EZ-TB)	29-19-14	35-26-16
Field Goals (Made-Att)	11-12	10-11
FGs Blocked - PATs Blocked	0-0	1-0
Goal to Go (Made-Att-Pct)	7-9-78%	7-8-88%
Red Zone (Made-Att-Pct)	8-14-57%	14-25-56%

ALL-TIME SERIES RESULTS					
Steelers lead series, 77-61-1 (H: 49-22, A: 28-39-1)					
Date	Site	Week	Game #	Day	Result
2021-1-10	H	18	17	Sun	L, 48-37
2021-1-3	A	17	16	Sun	L, 24-22
2020-10-18	H	6	5	Sun	W, 38-7
2019-12-1	H	13	12	Sun	W, 20-13
2019-11-14	A	11	10	Thu	L, 21-7
2018-10-28	H	8	7	Sun	W, 33-18
2018-09-09	A	1	1	Sun	T 21-21 (OT)
2017-12-31	H	17	16	Sun	W, 28-24
2017-09-10	A	1	1	Sun	W, 21-18
2017-01-01	H	17	16	Sun	W, 27-24 (OT)
2016-11-20	A	11	10	Sun	W, 24-9
2016-01-03	A	17	16	Sun	W, 28-12
2015-11-15	H	10	10	Sun	W, 30-9
2014-10-12	A	6	6	Sun	L, 31-10
2014-09-07	H	1	1	Sun	W, 30-27
2013-12-29	H	17	16	Sun	W, 20-7
2013-11-24	A	12	11	Sun	W, 27-11
2012-12-30	H	17	16	Sun	W, 24-10
2012-11-25	A	12	11	Sun	L, 20-14
2012-01-01	A	17	16	Sun	W, 13-9
2011-12-08	H	14	13	Thu	W, 14-3
2011-01-02	A	17	16	Sun	W, 41-9
2010-10-17	H	6	5	Sun	W, 28-10
2009-12-10	A	14	13	Thu	L, 13-6
2009-10-18	H	6	6	Sun	W, 27-14
2008-12-28	H	17	16	Sun	W, 31-0
2008-09-14	A	2	2	Sun	W, 10-6
2007-11-11	H	10	9	Sun	W, 31-28
2007-09-09	A	1	1	Sun	W, 34-7
2006-12-07	H	14	13	Thu	W, 27-7
2006-11-19	A	11	10	Sun	W, 24-20
2005-12-24	A	16	15	Sat	W, 41-0
2005-11-13	H	10	9	Sun	W, 34-21
2004-11-14	A	10	9	Sun	W, 24-10
2004-10-10	H	5	5	Sun	W, 34-23
2003-11-23	A	12	11	Sun	W, 13-6
2003-10-05	H	5	5	Sun	L, 33-13
2003-01-05	H	18	17	Sun	W, 36-33
2002-11-03	A	9	8	Sun	W, 23-20
2002-09-29	H	4	3	Sun	W, 16-13 (OT)
2002-01-06	H	17	16	Sun	W, 28-7
2001-11-11	A	9	8	Sun	W, 15-12 (OT)
2000-10-22	H	8	7	Sun	W, 22-0
2000-09-17	A	3	2	Sun	L, 23-20
1999-11-14	H	10	9	Sun	L, 16-15
1999-09-12	A	1	1	Sun	W, 43-0

ALL-TIME SERIES RESULTS					
Steelers lead series, 77-61-1 (H: 49-22, A: 28-39-1)					
Date	Site	Week	Game #	Day	Result
1995-11-26	A	13	12	Sun	W, 20-17
1995-11-13	H	11	10	Mon	W, 20-3
1995-01-07	H	19	17	Sat	W, 29-9
1994-12-18	H	16	15	Sun	W, 17-7
1994-09-11	A	2	2	Sun	W, 17-10
1994-01-02	H	18	16	Sun	W, 16-9
1993-10-24	A	8	7	Sun	L, 28-23
1992-12-27	H	17	16	Sun	W, 23-13
1992-10-11	A	6	5	Sun	L, 17-9
1991-12-22	H	17	16	Sun	W, 17-10
1991-10-27	A	9	8	Sun	L, 17-14
1990-12-23	H	16	15	Sun	W, 35-0
1990-09-09	A	1	1	Sun	L, 13-3
1989-10-15	A	6	6	Sun	W, 17-7
1989-09-10	H	1	1	Sun	L, 51-10
1988-11-20	A	12	12	Sun	L, 27-7
1988-10-02	H	5	5	Sun	L, 23-9
1987-12-26	H	16	15	Sat	L, 19-13
1987-09-20	A	2	2	Sun	L, 34-10
1986-11-23	A	12	12	Sun	L, 37-31 (OT)
1986-10-05	H	5	5	Sun	L, 27-24
1985-11-03	H	9	9	Sun	W, 10-9
1985-09-16	A	2	2	Mon	L, 17-7
1984-12-09	H	15	15	Sun	W, 23-20
1984-09-23	A	4	4	Sun	L, 20-10
1983-12-18	A	16	16	Sun	L, 30-17
1983-10-16	H	7	7	Sun	W, 44-17
1983-01-02	H	17	9	Sun	W, 37-21
1982-12-19	A	15	7	Sun	L, 10-9
1981-11-22	A	12	12	Sun	W, 32-10
1981-10-11	H	6	6	Sun	W, 13-7
1980-11-16	H	11	11	Sun	W, 16-13
1980-10-26	A	8	8	Sun	L, 27-26
1979-11-25	H	13	13	Sun	W, 33-30 (OT)
1979-10-07	A	6	6	Sun	W, 51-35
1978-10-15	A	7	7	Sun	W, 34-14
1978-09-24	H	4	4	Sun	W, 15-9 (OT)
1977-11-13	H	9	9	Sun	W, 35-31
1977-10-02	A	3	3	Sun	W, 28-14
1976-10-10	A	5	5	Sun	L, 18-16
1976-09-19	H	2	2	Sun	W, 31-14
1975-12-07	H	12	12	Sun	W, 31-17
1975-10-05	A	3	3	Sun	W, 42-6
1974-11-17	A	10	10	Sun	W, 26-16
1974-10-20	H	6	6	Sun	W, 20-16
1973-11-25	A	11	11	Sun	L, 21-16

ALL-TIME SERIES RESULTS					
Steelers lead series, 77-61-1 (H: 49-22, A: 28-39-1)					
Date	Site	Week	Game #	Day	Result
1973-09-23	H	2	2	Sun	W, 33-6
1972-12-03	H	12	12	Sun	W, 30-0
1972-11-19	A	10	10	Sun	L, 26-24
1971-11-07	H	8	8	Sun	W, 26-9
1971-10-10	A	4	4	Sun	L, 27-17
1970-11-29	H	11	11	Sun	W, 28-9
1970-10-03	A	3	3	Sat	L, 15-7
1969-11-16	H	9	9	Sun	L, 24-3
1969-10-18	A	5	5	Sat	L, 42-31
1968-11-17	H	10	10	Sun	L, 45-24
1968-10-05	A	4	4	Sat	L, 31-24
1967-11-05	H	8	8	Sun	L, 34-14
1967-10-07	A	4	4	Sat	L, 21-10
1966-11-06	H	9	8	Sun	W, 16-6
1966-10-08	A	5	5	Sat	L, 41-10
1965-11-28	H	11	11	Sun	L, 42-21
1965-10-09	A	4	4	Sat	L, 24-19
1964-11-01	H	8	8	Sun	L, 30-17
1964-10-10	A	5	5	Sat	W, 23-7
1963-11-10	H	9	9	Sun	W, 9-7
1963-10-05	A	4	4	Sat	L, 35-23
1962-11-25	A	11	11	Sun	L, 35-14
1962-10-28	H	7	7	Sun	L, 41-14
1961-11-05	A	8	8	Sun	W, 17-13

ALL-TIME SERIES RESULTS					
Steelers lead series, 77-61-1 (H: 49-22, A: 28-39-1)					
Date	Site	Week	Game #	Day	Result
1961-10-22	H	6	6	Sun	L, 30-28
1960-11-20	H	9	9	Sun	W, 14-10
1960-10-02	A	2	2	Sun	L, 28-20
1959-11-22	A	9	9	Sun	W, 21-20
1959-09-26	H	1	1	Sat	W, 17-7
1958-10-19	A	4	4	Sun	L, 27-10
1958-10-05	H	2	2	Sun	L, 45-12
1957-11-10	A	7	7	Sun	L, 24-0
1957-10-05	H	2	2	Sat	L, 23-12
1956-10-28	A	5	5	Sun	W, 24-16
1956-10-06	H	2	2	Sat	L, 14-10
1955-12-04	H	11	11	Sun	L, 30-7
1955-11-20	A	9	9	Sun	L, 41-14
1954-12-12	A	12	12	Sun	L, 42-7
1954-10-17	H	4	4	Sun	W, 55-27
1953-11-22	H	9	9	Sun	L, 20-16
1953-11-08	A	7	7	Sun	L, 34-16
1952-11-16	A	8	8	Sun	L, 29-28
1952-10-04	H	2	2	Sat	L, 21-20
1951-12-09	H	11	11	Sun	L, 28-0
1951-10-21	A	4	4	Sun	L, 17-0
1950-10-29	A	7	7	Sun	L, 45-7
1950-10-07	H	4	4	Sat	L, 30-17
indicates playoff game					

STEELERS VS. BROWNS SUPERLATIVES					
Passing Yards					
	Name	Date	Site	Wk	Result
501	Ben Roethlisberger	1/10/2021	H	WC	L, 48-37
417	Ben Roethlisberger	10/18/2019	H	6	W, 27-14
379	Ben Roethlisberger	11/15/2015	H	10	W, 30-9
Pass Completions					
47	Ben Roethlisberger	1/10/2021	H	WC	L, 48-37
30	Terry Bradshaw	11/25/1979	H	13	W, 33-30
	Tommy Maddox	1/5/2003	H	WC	W, 36-33
Pass Attempts					
68	Ben Roethlisberger	1/10/2021	H	WC	L, 48-37
48	Tommy Maddox	1/5/2003	H	WC	W, 36-33
45	Mark Malone	9/16/1985	A	2	L, 17-7
Passing Touchdowns					
4	Ben Roethlisberger	1/10/2021	H	WC	L, 48-37
	Bubby Brister	12/23/1990	H	16	W, 35-0
	Ben Roethlisberger	9/9/2007	A	1	W, 34-7
Long Pass					
79	Ben Roethlisberger	12/8/2011	H	14	W, 14-3
67	Ben Roethlisberger	9/9/2018	A	1	T, 21-21
66	Ben Roethlisberger	1/3/2016	A	17	W, 28-12
Completion Percentage (min. 14 pass att.)					
85.2	Landry Jones	12/31/2017	H	17	W, 28-24
78.1	Neil O'Donnell	10/11/1992	A	6	L, 17-9
77.8	Cliff Stoudt	10/16/1983	H	7	W, 44-17
Passer Rating (min. 14 pass att.)					
154.9	Joe Gilliam	10/5/1975	A	3	W, 42-6
145.3	Terry Bradshaw	11/13/1977	H	9	W, 35-31
141.3	Ben Roethlisberger	1/2/2011	A	17	W, 41-9
Rushing Yards					
223	Willie Parker	12/7/2006	H	14	W, 27-7
163	Jerome Bettis	11/11/2001	A	9	W, 15-12
156	Franco Harris	11/17/1974	A	10	W, 26-16
Rushing Attempts					
33	Jerome Bettis	10/22/2000	H	8	W, 22-0
32	Barry Foster	12/18/1994	H	16	W, 17-7
	Franco Harris	11/25/1979	H	13	W, 33-30
	Willie Parker	12/7/2006	H	14	W, 27-7
Rushing Touchdowns					
2	12 players				
	Most Recently - James Conner	10/28/2018	H	8	W, 33-18
Long Rush					
80	Willie Parker	12/24/2005	A	16	W, 41-0
40	Kordell Stewart	11/11/2001	A	9	W, 15-12
39	Willie Parker	12/7/2006	H	14	W, 27-7

STEELERS VS. BROWNS SUPERLATIVES					
Receptions					
13	JuJu Smith-Schuster	1/10/2021	H	WC	L, 48-37
	Antonio Brown	1/3/2016	A	17	W, 28-12
11	Diontae Johnson	1/10/2021	H	WC	L, 48-37
	Antonio Brown	9/10/2017	A	1	W, 21-18
	Hines Ward	1/5/2003	H	WC	W, 36-33
Receiving Yards					
187	Antonio Brown	1/3/2016	A	17	W, 28-12
182	Antonio Brown	9/10/2017	A	1	W, 21-18
178	Martavis Bryant	11/15/2015	H	10	W, 30-9
Receiving Touchdowns					
2	12 players				
	Most Recently - Chase Claypool	1/10/2021	H	WC	L, 48-37
Long Reception					
79	Antonio Brown	12/8/2011	H	14	W, 14-3
67	JuJu Smith-Schuster	9/9/2018	A	1	T, 21-21
66	Darrius Heyward-Bey	1/3/2016	A	17	W, 28-12
Scrimmage Yards					
232	Franco Harris	11/25/1979	H	13	W, 33-30
223	Willie Parker	12/7/2006	H	14	W, 27-7
212	James Conner	10/28/2018	H	8	W, 33-18
All-Purpose Yards					
265	JuJu Smith-Schuster	12/31/2017	H	17	W, 28-24
232	Franco Harris	11/25/1979	H	13	W, 33-30
223	Willie Parker	12/7/2006	H	14	W, 27-7
Tackles					
14	James Farrior	11/23/2003	A	12	W, 13-6
12	Vince Williams	9/9/2018	A	1	T, 21-21
	James Farrior	11/19/2006	A	11	W, 24-20
Sacks					
4.0	Jerrol Williams	12/22/1991	H	17	W, 17-10
3.0	Jason Gildon	11/11/2001	A	9	W, 15-12
	T.J. Watt	9/9/2018	A	1	T, 21-21
	Joey Porter	12/24/2005	A	16	W, 41-0
Interceptions					
3	Darren Perry	9/11/1994	A	2	W, 17-10
	Richard Shelton	12/22/1991	H	17	W, 17-10
	Donnie Shell	11/22/1981	A	12	W, 32-10

Steelers vs. Browns Superlatives					
Points Scored					
55	10/17/1954		H	-	W, 55-27
51	10/7/1979		A	6	W, 51-35
44	10/16/1983		H	7	W, 44-17
Fewest Points Scored					
0	9/10/1989		H	1	L, 51-0
	11/10/1957		A	-	L, 24-0
	10/21/1951		A	-	L, 17-0
	12/9/1951		H	-	L, 28-0
Most Points Allowed					
51	9/10/1989		H	1	L, 51-0
48	1/10/2021		H	WC	L, 48-37
45	11/17/1968		H	-	L, 45-24
	10/5/1958		H	-	L, 45-12
	10/29/1950		A	-	L, 45-7
Fewest Points Allowed					
0	9/12/1999		A	1	W, 43-0
	12/23/1990		H	16	W, 35-0
	12/3/1972		H	12	W, 30-0
	10/22/2000		H	8	W, 22-0
	12/28/2008		H	17	W, 31-0
	12/24/2005		A	16	W, 41-0
Margin of Victory					
43	9/12/1999		A	1	W, 43-0
41	12/24/2005		A	16	W, 41-0
36	10/5/1975		A	3	W, 42-6
Margin of Defeat					
51	9/10/1989		H	1	L, 51-0
38	10/29/1950		A	-	L, 45-7
35	12/12/1954		A	-	L, 42-7



48

2020 AFC WILD CARD PLAYOFF GAME

Cleveland Browns 48, Pittsburgh Steelers 37

Heinz Field Jan 10, 2021



37

Cleveland Browns	28	7	0	13	—	48
Pittsburgh Steelers	0	10	13	14	—	37

SCORING DRIVES

TEAM	QTR	TIME	SCORING PLAY	CLE	PIT
Browns	1	14:46	K.Joseph fumble recovery in end zone (C.Parkey kick)	7	0
Browns	1	09:46	J.Landry 40 yd. pass from B.Mayfield (C.Parkey kick) (3-46, 0:58)	14	0
Browns	1	04:40	K.Hunt 11 yd. run (C.Parkey kick) (6-65, 3:00)	21	0
Browns	1	01:56	K.Hunt 8 yd. run (C.Parkey kick) (3-15, 1:22)	28	0
Steelers	2	01:44	J.Conner 1 yd. run (C.Boswell kick) (13-89, 5:36)	28	7
Browns	2	00:34	A.Hooper 7 yd. pass from B.Mayfield (C.Parkey kick) (9-64, 1:10)	35	7
Steelers	2	00:01	C.Boswell 49 yd. Field Goal (5-37, 0:34)	35	10
Steelers	3	07:22	E.Ebron 17 yd. pass from B.Roethlisberger (pass failed) (8-84, 3:45)	35	16
Steelers	3	02:57	J.Smith-Schuster 5 yd. pass from B.Roethlisberger (C.Boswell kick) (12-68, 3:25)	35	23
Browns	4	12:32	N.Chubb 40 yd. pass from B.Mayfield (C.Parkey kick) (6-80, 2:20)	42	23
Steelers	4	11:08	C.Claypool 29 yd. pass from B.Roethlisberger (pass failed) (4-76, 1:24)	42	29
Browns	4	04:28	C.Parkey 24 yd. Field Goal (13-59, 6:40)	45	29
Browns	4	02:51	C.Parkey 37 yd. Field Goal (4-6, 0:25)	48	29
Steelers	4	01:09	C.Claypool 7 yd. pass from B.Roethlisberger (B.Roethlisberger-J.Conner pass) (8-77, 1:42)	48	37

CLEVELAND BROWNS

PASSING	ATT	CP	YDS	SK/YD	TD	LG	INT	RTG
Baker Mayfield	34	21	263	0/0	3	40t	0	115.2
TOTAL	34	21	263	0/0	3	40T	0	115.2

RUSHING	ATT	YDS	AVG	LG	TD
Nick Chubb	18	76	4.2	20	0
Kareem Hunt	8	48	6.0	13	2
Baker Mayfield	5	3	0.6	6	0
TOTAL	31	127	4.1	20	2

RECEIVING	NO	YDS	AVG	LG	TD
Austin Hooper	7	46	6.6	8	1
Jarvis Landry	5	92	18.4	40t	1
Nick Chubb	4	69	17.3	40t	1
Rashard Higgins	2	28	14.0	16	0
Kareem Hunt	1	13	13.0	13	0
Donovan Peoples-Jones	1	8	8.0	8	0
David Njoku	1	7	7.0	7	0
TOTAL	21	263	12.5	40T	3

TOP DEFENSE	TOT	SOLO	AST	SCK	YDS	INT
B.J. Goodson	10	8	2	0.0	0.0	0
M.J. Stewart Jr.	9	9	0	0.0	0.0	1
Robert Jackson	8	7	1	0.0	0.0	0

FIELD GOALS	FGM/FGA	PERCENT	RESULTS
Cody Parkey	2-2	100.0	(24, 37)
TOTAL	2-2	100.0	

PITTSBURGH STEELERS

PASSING	ATT	CP	YDS	SK/YD	TD	LG	INT	RTG
Ben Roethlisberger	68	47	501	0/0	4	33	4	85.5
TOTAL	68	47	501	0/0	4	33	4	85.5

RUSHING	ATT	YDS	AVG	LG	TD
James Conner	11	37	3.4	9	1
Benny Snell Jr.	2	13	6.5	11	0
Derek Watt	2	2	1.0	2	0
Ben Roethlisberger	1	0	0.0	0	0
TOTAL	16	52	3.3	11	1

RECEIVING	NO	YDS	AVG	LG	TD
JuJu Smith-Schuster	13	157	12.1	33	1
Diontae Johnson	11	117	10.6	19	0
Eric Ebron	7	62	8.9	17t	1
James Washington	5	72	14.4	27	0
Chase Claypool	5	59	11.8	29t	2
James Conner	5	30	6.0	9	0
Benny Snell Jr.	1	4	4.0	4	0
TOTAL	47	501	10.7	33	4

TOP DEFENSE	TOT	SOLO	AST	SCK	YDS	INT
Robert Spillane	9	6	3	0.0	0.0	0
Vince Williams	7	5	2	0.0	0.0	0
Minkah Fitzpatrick	6	4	2	0.0	0.0	0

FIELD GOALS	FGM/FGA	PERCENT	RESULTS
Chris Boswell	1-1	100.0	(49)
TOTAL	1-1	100.0	

TEAM STATISTICS

BROWNS

STEELERS

First Downs	20	34
3rd-Down Eff. (Made/Att/Pct)	6/14/43%	8/15/53%
4th-Down Eff. (Made/Att/Pct)	0/0/0%	3/3/100%
Total Net Yards	390	553
Total Plays	65	84
Yards Per Play	6.0	6.6
Rushes/Net Yards	31/127	16/52
Net Passing	263	501
Pass Attempts/Completions	34/21	68/47
Had Intercepted	0	4
Sacked/Yards Lost	0/0	0/0
Punts/Average	5/39.6	3/41.7
Penalties/Yards	3/20	4/25
Fumbles/Lost	0/0	1/1
Possession Time	27:14	32:46

AMERICAN FOOTBALL CONFERENCE												
EAST DIVISION												
TEAM	W	L	T	PCT	PF	PA	NET PTS	HOME	AWAY	CONF	DIV	STREAK
Buffalo Bills	4	2	0	.667	203	98	105	2-1-0	2-1-0	3-2-0	1-0-0	Lost 1
New England Patriots	3	4	0	.429	179	140	39	1-4-0	2-0-0	3-1-0	2-1-0	Won 1
New York Jets	1	5	0	.167	80	175	-95	1-1-0	0-4-0	1-3-0	0-2-0	Lost 2
Miami Dolphins	1	6	0	.143	127	207	-80	0-3-0	1-3-0	1-4-0	1-1-0	Lost 6
NORTH DIVISION												
TEAM	W	L	T	PCT	PF	PA	NET PTS	HOME	AWAY	CONF	DIV	STREAK
Cincinnati Bengals	5	2	0	.714	189	128	61	2-1-0	3-1-0	3-0-0	2-0-0	Won 2
Baltimore Ravens	5	2	0	.714	187	164	23	3-1-0	2-1-0	4-2-0	0-1-0	Lost 1
Cleveland Browns	4	3	0	.571	173	165	8	3-1-0	1-2-0	2-2-0	0-0-0	Won 1
Pittsburgh Steelers	3	3	0	.500	117	132	-15	2-2-0	1-1-0	2-2-0	0-1-0	Won 2
SOUTH DIVISION												
TEAM	W	L	T	PCT	PF	PA	NET PTS	HOME	AWAY	CONF	DIV	STREAK
Tennessee Titans	5	2	0	.714	193	164	29	3-1-0	2-1-0	4-1-0	2-0-0	Won 3
Indianapolis Colts	3	4	0	.429	169	149	20	1-2-0	2-2-0	2-2-0	1-1-0	Won 2
Jacksonville Jaguars	1	5	0	.167	116	172	-56	1-3-0	0-2-0	1-4-0	0-2-0	Won 1
Houston Texans	1	6	0	.143	97	203	-106	1-2-0	0-4-0	1-4-0	1-1-0	Lost 6
WEST DIVISION												
TEAM	W	L	T	PCT	PF	PA	NET PTS	HOME	AWAY	CONF	DIV	STREAK
Las Vegas Raiders	5	2	0	.714	180	166	14	3-1-0	2-1-0	4-1-0	1-1-0	Won 2
Los Angeles Chargers	4	2	0	.667	148	150	-2	2-1-0	2-1-0	3-1-0	2-0-0	Lost 1
Denver Broncos	3	4	0	.429	140	127	13	1-2-0	2-2-0	2-4-0	0-1-0	Lost 4
Kansas City Chiefs	3	4	0	.429	188	203	-15	1-2-0	2-2-0	1-4-0	0-1-0	Lost 1
NATIONAL FOOTBALL CONFERENCE												
EAST DIVISION												
TEAM	W	L	T	PCT	PF	PA	NET PTS	HOME	AWAY	CONF	DIV	STREAK
Dallas Cowboys	5	1	0	.833	205	146	59	3-0-0	2-1-0	3-1-0	2-0-0	Won 5
Washington Football Team	2	5	0	.286	146	210	-64	1-3-0	1-2-0	2-2-0	1-0-0	Lost 3
New York Giants	2	5	0	.286	139	180	-41	1-3-0	1-2-0	2-4-0	0-2-0	Won 1
Philadelphia Eagles	2	5	0	.286	159	185	-26	0-3-0	2-2-0	2-3-0	0-1-0	Lost 2
NORTH DIVISION												
TEAM	W	L	T	PCT	PF	PA	NET PTS	HOME	AWAY	CONF	DIV	STREAK
Green Bay Packers	6	1	0	.857	168	146	22	3-0-0	3-1-0	4-1-0	2-0-0	Won 6
Minnesota Vikings	3	3	0	.500	147	137	10	2-1-0	1-2-0	3-1-0	1-0-0	Won 2
Chicago Bears	3	4	0	.429	101	162	-61	2-1-0	1-3-0	1-3-0	1-1-0	Lost 2
Detroit Lions	0	7	0	.000	128	200	-72	0-3-0	0-4-0	0-5-0	0-3-0	Lost 7
SOUTH DIVISION												
TEAM	W	L	T	PCT	PF	PA	NET PTS	HOME	AWAY	CONF	DIV	STREAK
Tampa Bay Buccaneers	6	1	0	.857	233	147	86	4-0-0	2-1-0	4-1-0	1-0-0	Won 4
New Orleans Saints	4	2	0	.667	140	101	39	1-1-0	3-1-0	3-2-0	0-1-0	Won 2
Atlanta Falcons	3	3	0	.500	135	176	-41	1-2-0	2-1-0	1-3-0	0-1-0	Won 2
Carolina Panthers	3	4	0	.429	146	146	0	2-2-0	1-2-0	1-4-0	1-0-0	Lost 4
WEST DIVISION												
TEAM	W	L	T	PCT	PF	PA	NET PTS	HOME	AWAY	CONF	DIV	STREAK
Arizona Cardinals	7	0	0	1.000	225	114	111	3-0-0	4-0-0	3-0-0	2-0-0	Won 7
Los Angeles Rams	6	1	0	.857	207	146	61	3-1-0	3-0-0	5-1-0	1-1-0	Won 3
San Francisco 49ers	2	4	0	.333	135	149	-14	0-3-0	2-1-0	2-3-0	0-2-0	Lost 4
Seattle Seahawks	2	5	0	.286	150	162	-12	0-3-0	2-2-0	1-3-0	1-1-0	Lost 3

STEELERS 2021 REGULAR SEASON RECORD WHEN...

CATEGORY	2021 SEASON W-L	CATEGORY	2021 SEASON W-L
STEELERS AT HEINZ FIELD	2-2	IN SEPTEMBER	1-2
STEELERS ON THE ROAD	1-1	IN OCTOBER	2-1
STEELERS ON GRASS	2-3	IN NOVEMBER	0-0
STEELERS ON ARTIFICIAL TURF	1-0	IN DECEMBER	0-0
STEELERS IN DOMES	0-0	IN JANUARY	0-0
STEELERS IN RETRACTABLE ROOF STADIUMS	0-0		
STEELERS OUTDOORS	1-0	ON SUNDAY NIGHT	1-0
STEELERS INDOORS	0-0	ON THURSDAY NIGHT	0-0
HEINZ FIELD ROOF OPEN	0-0	ON MONDAY NIGHT	0-0
HEINZ FIELD ROOF CLOSED	0-0	ON SATURDAY	0-0
STEELERS SCORE FIRST	2-1	DAY GAMES	2-3
OPPONENT SCORES FIRST	1-2	KICKOFF AT 12:00 EDT	0-0
STEELERS SCORE ON FIRST POSSESSION	1-1	KICKOFF AT 3:00/3:05/3:15/3:35 EDT	0-0
STEELERS SCORE 20 OR MORE POINTS	3-0	NIGHT GAMES	1-0
STEELERS SCORE 19 OR LESS POINTS	0-3		
STEELERS ALLOW 20 OR MORE	1-3	VS. AFC NORTH OVERALL	0-1
STEELERS ALLOW 19 OR LESS POINTS	2-0	VS. AFC NORTH AT HOME	0-1
		VS. AFC NORTH ON THE ROAD	0-0
STEELERS LEAD AFTER 1ST QUARTER	1-1	VS. AFC	2-2
STEELERS TRAIL AFTER 1ST QUARTER	1-2	VS. AFC EAST	1-0
SCORE TIED AFTER 1ST QUARTER	1-0	VS. AFC SOUTH	0-0
STEELERS LEAD AT HALFTIME	2-0	VS. AFC WEST	1-1
STEELERS TRAIL AT HALFTIME	1-3		
SCORE TIED AT HALFTIME	0-0	VS. NFC	1-1
STEELERS LEAD AFTER 3RD QUARTER	2-0	VS. NFC EAST	0-0
STEELERS TRAIL AFTER 3RD QUARTER	1-3	VS. NFC SOUTH	0-0
SCORE TIED AFTER 3RD QUARTER	0-0	VS. NFC NORTH	0-1
GAME GOES TO OVERTIME	1-0	VS. NFC WEST	1-0
STEELERS HAVE + TURNOVER RATIO	1-0		
STEELERS HAVE - TURNOVER RATIO	0-3		
TURNOVER RATIO EVEN	2-0		
STEELERS HAVE 30:00+TOP	2-1		
STEELERS HAVE LESS THAN 30:00 TOP	1-2		
STEELERS HAVE 100-YARD RUSHER	1-0		
STEELERS HAVE 300 NET PASSING YARDS	0-0		
STEELERS HAVE 1 100-YARD RECEIVER	1-2		
STEELERS HAVE 2 100-YARD RECEIVERS	0-0		
STEELERS WIN COIN TOSS	1-0		
STEELERS LOSE COIN TOSS	2-3		

NO.	NAME	POS	HT	WT	DOB	EXP	COLLEGE	HOMETOWN	HOW ACQ
27	Allen, Marcus	LB	6-2	215	8/7/1996	2	Penn State	Silver Spring, MD	D5a '18
29	Ballage, Kalen	RB	6-2	231	12/22/1995	4	Arizona State	Falcon, Colo.	FA '20
72	Banner, Zach	OT	6-8	335	12/25/1993	5	USC	Lakewood, WA	FA '19
9	Boswell, Chris	K	6-2	185	3/16/1991	7	Rice	Fort Worth, TX	FA '15
96	Buggs, Isaiah	DE	6-3	295	8/24/1996	3	Alabama	Ruston, LA	D6b '19
55	Bush, Devin	LB	5-11	234	7/18/1998	3	Michigan	Pembroke Pines, FL	D1 '19
11	Claypool, Chase	WR	6-4	238	7/7/1998	2	Notre Dame	Abbotsford, British Columbia, Canada	D2 '20
73	Davis, Carlos	DT	6-2	320	8/22/1996	2	Nebraska	Blue Springs, MO	D7 '20
69	Dotson, Kevin	OL	6-4	321	9/18/1996	2	Louisiana	Plaquemine, LA	D4b '20
85	Ebron, Eric	TE	6-4	253	4/10/1993	8	North Carolina	Newark, NJ	UFA '20
34	Edmunds, Terrell	S	6-1	217	1/20/1997	4	Virginia Tech	Danville, VA	D1 '18
67	Finney, B.J.	C/G	6-4	318	10/26/1991	6	Kansas State	Wichita, KS	UDFA '15
39	Fitzpatrick, Minkah	S	6-1	207	11/17/1996	4	Alabama	Old Bridge, NJ	TR '19 (MIA)
88	Freiermuth, Pat	TE	6-5	258	10/25/1998	8	Penn State	Merrimac, MA	D2 '21
81	Gentry, Zach	TE	6-8	265	9/10/1996	3	Michigan	Albuquerque, NM	D5 '19
54	Gilbert III, Ulysees	ILB	6-0	230	8/9/1997	3	Akron	Ocala, FL	D6c '19
53	Green, Kendrick	C	6-4	315	12/22/1998	8	Illinois	Peoria, IL	D3 '21
23	Haden, Joe	CB	5-11	195	4/14/1989	12	Florida	Fort Washington, MD	FA '17
71	Haeg, Joe	T	6-6	298	3/11/1993	6	North Dakota State	Lake Shore, MN	UFA '21
22	Harris, Najee	RB	6-1	232	3/9/1998	8	Alabama	Antioch, CA	D1 '21
6	Harvin III, Pressley	P	6-0	255	9/17/1998	8	Georgia Tech	Alcoul, SC	D7b '21
3	Haskins, Dwayne	QB	6-4	230	5/21/1997	3	Ohio State	Highland Park, NJ	FA '21
60	Hasseneauer, J.C.	C	6-2	295	9/15/1995	2	Alabama	Woodbury, MN	FA '19
97	Heyward, Cameron	DT	6-5	295	5/6/1989	11	Ohio State	Pittsburgh, PA	D1 '11
56	Hightsmith, Alex	LB	6-4	242	8/7/1997	2	Charlotte	Wilmington, NC	D3 '20
8	Ingram III, Melvin	LB	6-2	247	4/26/1989	10	South Carolina	Rockingham, NC	FA '21
45	Johnson, Buddy	LB	6-2	240	2/27/1999	8	Texas A&M	Dallas, TX	D4b '21
18	Johnson, Dontae	WR	5-10	183	7/5/1996	3	Toledo	Ruskin, FL	D3a '19
28	Killebrew, Miles	S	6-2	222	5/10/1993	6	Southern Utah	Henderson, NV	D4 '16
46	Kuntz, Christian	LS	6-1	228	4/13/1994	1	Duquesne	Pittsburgh, PA	FA '20
31	Layne, Justin	CB	6-2	192	1/12/1998	3	Michigan State	Cleveland, OH	D3b '19
92	Loudermilk, Isaiahh	DE	6-7	240	10/10/1997	8	Wisconsin	Howard, IN	D5 '21
35	Maulet, Arthur	CB	5-10	190	7/13/1993	5	Memphis	New Orleans, LA	FA '21
14	McCloud, Ray-Ray	WR	5-9	190	10/15/1996	4	Clemson	Tampa, FL	FA '20
99	Mondeaux, Henry	DE	6-4	280	9/19/1995	2	Oregon	Portland, OR	FA '19
65	Moore Jr., Dan	OT	6-5	315	9/28/1998	8	Texas A&M	Beaumont, TX	D4a '21
21	Norwood, Tre	DB	6-0	194	4/19/1999	8	Oklahoma	Fort Smith, AR	UFA '21
76	Okoroafor, Chukwuma	OL	6-3	320	8/8/1997	4	Western Michigan	Southfield, MI	D3b '18
42	Pierre, James	CB	6-2	185	9/16/1996	8	Florida Atlantic	Deerfield Beach, FL	UDFA '20
7	Roethlisberger, Ben	QB	6-5	240	3/2/1982	18	Miami (OH)	Findlay, OH	D1 '04
2	Rudolph, Mason	QB	6-5	235	6/17/1995	4	Oklahoma State	Rock Hill, SC	D3a '18
93	Schobert, Joe	LB	6-1	240	11/6/1993	6	Wisconsin	Waukesha, Wis.	D1 '21 (JAX)
24	Snell Jr., Benny	RB	5-10	224	2/26/1998	3	Kentucky	Columbus, OH	D4 '19
41	Spillane, Robert	LB	6-1	229	12/14/1995	3	Western Michigan	Oak Park, IL	FA '19
20	Sutton, Cameron	CB	5-11	188	2/27/1995	5	Tennessee	Jonesboro, GA	D3a '17
51	Turner, Trai	G	6-3	315	6/14/1993	8	Louisiana State	New Orleans, LA	FA '21
48	Tuszka, Derrek	OLB	6-5	246	7/11/1996	2	North Dakota State	Warner, S.D.	D7b '20
13	Washington, James	WR	5-11	213	4/2/1996	4	Oklahoma State	Stamford, TX	D2 '18
44	Watt, Derek	FB	6-2	234	11/7/1992	6	Wisconsin	Pewaukee, WI	UFA '20
90	Watt, T.J.	LB	6-4	252	10/11/1994	5	Wisconsin	Pewaukee, WI	D1 '17
15	White, Cody	WR	6-3	215	11/28/1998	1	Michigan State	Novi, MI	FA '20
25	Witherspoon, Ahkello	CB	6-2	195	3/21/1995	5	Colorado	Sacramento, CA	TR '21 (SEA)
95	Wormley, Chris	DL	6-5	300	10/25/1993	5	Michigan	Toledo, OH	TR '20 (BAL)

Injured Reserve (5)

94	Alualu, Tyson	DE	6-3	304	5/12/1987	11	California	Honolulu, HI	UFA '17
93	Christmas, Demarcus	DT	6-3	302	7/4/1995	1	Florida State	Sarasota, FL	FA '20
5	Dobbs, Joshua	QB	6-3	210	1/26/1995	4	Tennessee	Alpharetta, GA	D4 '17
19	Smith-Schuster, JuJu	WR	6-1	215	11/22/1996	5	USC	Long Beach, CA	D2 '17
91	Tuitt, Stephen	DE	6-6	303	5/23/1993	8	Notre Dame	Miami, FL	D2 '14

Injured Reserve - Designated For Return (1)

26	McFarland Jr., Anthony	RB	5-8	193	3/4/1999	2	Maryland	Hyattsville, MD	D4a '20
----	------------------------	----	-----	-----	----------	---	----------	-----------------	---------

Practice Squad (16)

61	Archibong, Daniel	DL	6-6	307	9/12/1997	R	Temple	Springfield, Pa.	FA '21
98	Charlton, Taco	DE	6-6	270	11/7/1994	5	Michigan	Pickerington, OH	FA '21
33	Edmunds, Trey	RB	6-2	223	12/30/1994	3	Maryland	Danville, VA	UDFA '18
74	Green, Chaz	T	6-5	318	4/8/1992	6	Florida	Tampa, FL	UFA '21
30	Joseph, Karl	S	5-10	200	9/8/1993	6	West Virginia	Orlando, Fla.	FA '21
77	Legule, John	T	6-7	310	4/17/1996	1	Tulane	Alexandria, LA	FA '20
62	Mack, Isaiah	DT	6-1	299	3/19/1996	3	UT Chattanooga	Tunnel Hill, Ga.	FA '21
17	Miller, Anthony	WR	5-11	199	10/9/1994	4	Memphis	Memphis, Tenn.	FA '21
64	Pridgeon, Malcolm	G	6-7	310	1/20/1995	R	Ohio State	Central Islip, N.Y.	FA '21
87	Rader, Kevin	TE	6-4	250	4/26/1995	1	Youngstown State	Pittsburgh, PA	FA '19
38	Samuels, Jaylen	RB	6-0	225	7/20/1996	4	North Carolina State	Charlotte, NC	D5b '18
50	Scott, Delontae	LB	6-5	246	1/21/1997	1	SMU	Irving, Texas	FA '20
82	Sims, Steven	WR	5-10	176	3/31/1997	2	Kansas	Houston, TX	FA '21
40	Stephens, Linden	DB	6-0	193	3/21/1995	3	Cincinnati	Euclid, OH	FA '21
37	Stiner, Donovan	S	6-2	210	2/11/1999	R	Florida	Houston, TX	UDFA '21
50	Vaughns, Tyler	WR	6-2	184	6/11/1997	R	USC	Pasadena, CA	FA '21

Practice Squad Injured (1)

84	Bussey, Rico	WR	6-2	190	2/25/1998	R	Hawaii	Lawton, OK	UDFA '21
----	--------------	----	-----	-----	-----------	---	--------	------------	----------

Reserve/Retired (1)

98	Williams, Vince	LB	6-1	233	12/27/1989	9	Florida State	Davenport, FL	D6b '13
----	-----------------	----	-----	-----	------------	---	---------------	---------------	---------

COACHING STAFF

HEAD COACH: Mike Tomlin

ASSISTANTS: John Mitchell (Asst. Head Coach); Keith Butler (Defensive Coordinator); Matt Canada (Offensive Coordinator); Danny Smith (Special Teams Coordinator); Teryl Austin (Senior Defensive Assistant/Secondary); Grady Brown (Secondary); Karl Dunbar (Defensive Line); Eddie Faulkner (Running Backs); Ike Hillard (Wide Receivers); Adrian Klemm (Offensive Line); Denzel Martin (Assistant Outside Linebackers); Chris Morgan (Assistant Offensive Line); Jerry DiSavsky (Inside Linebackers); Alfredo Roberts (Tight Ends); Blaine Stewart (Assistant Wide Receivers); Mike Sullivan (Quarterbacks); Matt Tomsho (Quality Control); Garrett Gionmont (Senior Conditioning Coordinator); Marcel Pastoor (Head Strength & Conditioning Coach); Rodain Delus (Strength & Conditioning Assistant)

NO.	NAME	POS	HT	WT	DOB	EXP	COLLEGE	HOMETOWN	HOW ACQ
2	Rudolph, Mason	QB	6-5	235	6/17/1995	4	Oklahoma State	Rock Hill, SC	D3a '18
3	Haskins, Dwayne	QB	6-4	230	5/3/1997	3	Ohio State	Highland Park, NJ	FA '21
6	Harvin III, Pressley	P	6-0	255	5/1/1993	R	Georgia Tech	Arcola, SC	D7a '21
7	Roethlisberger, Ben	QB	6-5	240	3/2/1982	18	Miami (OH)	Findlay, OH	D1 '04
9	Ingram III, Melvin	LB	6-2	247	4/26/1989	10	South Carolina	Rockingham, NC	FA '21
9	Boswell, Chris	K	6-2	185	3/16/1991	7	Rice	Fort Worth, TX	FA '15
11	Claypool, Chase	WR	6-4	238	7/7/1998	2	Notre Dame	Abbotsford, British Columbia, Canada	D2 '20
13	Washington, James	WR	5-11	213	4/2/1996	4	Oklahoma State	Stamford, TX	D2 '18
14	McCloud, Ray-Ray	WR	5-9	190	10/15/1996	4	Clemson	Tampa, FL	FA '20
15	White, Cody	WR	6-3	215	11/28/1998	1	Michigan State	Novi, MI	FA '20
18	Johnson, Dontae	WR	5-10	183	7/5/1996	3	Toledo	Ruskin, FL	D3a '19
20	Sutton, Cameron	CB	5-11	188	2/27/1995	5	Tennessee	Jonesboro, GA	D3a '17
21	Norwood, Tre	DB	6-0	194	4/19/1999	R	Oklahoma	Fort Smith, AR	D7a '21
22	Harris, Najee	RB	6-1	232	3/9/1998	R	Alabama	Antioch, CA	D1 '21
23	Haden, Joe	CB	5-11	195	4/14/1989	12	Florida	Fort Washington, MD	FA '17
24	Snell Jr., Benny	RB	5-10	224	2/26/1998	3	Kentucky	Columbus, OH	D4 '19
25	Witherspoon, Ahkello	CB	6-2	195	3/21/1993	3	Colorado	Sacramento, CA	TR '21 (SEA)
27	Allen, Marcus	LB	6-2	215	8/7/1996	2	Penn State	Silver Spring, MD	D5a '18
28	Killebrew, Miles	S	6-2	222	5/10/1993	6	Southern Utah	Henderson, NV	D4 '16
29	Ballage, Kalen	RB	6-2	231	12/22/1995	4	Arizona State	Falcon, Colo.	FA '20
31	Layne, Justin	CB	6-2	192	1/12/1998	3	Michigan State	Cleveland, OH	D3b '19
34	Edmunds, Terrell	S	6-1	217	1/20/1997	4	Virginia Tech	Danville, VA	D1 '18
35	Maullet, Arthur	CB	5-10	190	7/13/1993	5	Memphis	New Orleans, LA	FA '21
39	Fitzpatrick, Minkah	S	6-1	207	11/17/1996	4	Alabama	Old Bridge, NJ	TR '19 (MIA)
41	Spillane, Robert	LB	6-1	229	12/14/1995	3	Western Michigan	Oak Park, IL	FA '19
42	Pierre, James	CB	6-2	185	9/16/1996	2	Florida Atlantic	Deerfield Beach, FL	UDFA '20
44	Watt, Derek	FB	6-2	234	11/7/1992	6	Wisconsin	Pewaukee, WI	UFA '20
45	Johnson, Buddy	LB	6-2	240	2/27/1999	R	Texas A&M	Dallas, TX	D4b '21
46	Kontz, Christian	LS	6-1	228	4/13/1993	1	Duquesne	Pittsburgh, PA	FA '20
48	Tuszka, Derek	OLB	6-5	246	7/1/1996	2	North Dakota State	Warner, S.D.	D7b '20
51	Turner, Trai	G	6-3	315	6/14/1993	R	Louisiana State	New Orleans, LA	FA '21
53	Green, Kendrick	C	6-4	315	12/22/1998	R	Illinois	Peoria, IL	D3 '21
54	Gilbert III, Ulysees	ILB	6-0	230	8/9/1997	3	Akron	Ocala, FL	D6c '19
55	Bush, Devin	LB	5-11	234	7/18/1998	3	Michigan	Pembroke Pines, FL	D1 '19
56	Highsmith, Alex	LB	6-4	242	8/7/1997	2	Charlotte	Williaming, NC	D3 '20
60	Hassenaue, J.C.	C	6-2	295	9/15/1995	2	Alabama	Woodbury, MN	FA '19
65	Moore Jr., Dan	OT	6-5	315	9/28/1998	R	Texas A&M	Beaumont, TX	D4a '21
67	Finney, B.J.	C/G	6-4	318	10/26/1991	6	Kansas State	Wichita, KS	UDFA '15
69	Dotson, Kevin	OL	6-4	321	9/18/1996	2	Louisiana	Plaquemine, LA	D4b '20
71	Haeg, Joe	T	6-6	298	3/11/1993	6	North Dakota State	Lake Shore, MN	UFA '21
72	Banner, Zach	OT	6-8	335	12/25/1993	5	USC	Lakewood, WA	FA '19
73	Davis, Carlos	DT	6-2	320	8/22/1996	2	Nebraska	Blue Springs, MO	FA '20
76	Okoroafor, Chukwuma	OL	6-6	320	8/8/1997	4	Western Michigan	Southfield, MI	D3b '18
81	Gentry, Zach	TE	6-8	265	9/10/1996	3	Michigan	Albuquerque, NM	D5 '19
85	Ebron, Eric	TE	6-4	253	4/10/1993	8	North Carolina	Newark, NJ	UFA '20
88	Freiermuth, Pat	TE	6-5	258	10/25/1998	R	Penn State	Merrimac, MA	D2 '21
90	Watt, T.J.	LB	6-4	252	10/11/1994	5	Wisconsin	Pewaukee, WI	D1 '17
92	Loudermilk, Isaiahh	DE	6-7	240	10/10/1997	R	Wisconsin	Howard, KN	D5 '21
93	Schobert, Joe	LB	6-1	240	11/6/1993	6	Wisconsin	Waukesha, Wis.	TR '21 (JAX)
95	Wormley, Chris	DL	6-5	300	10/25/1993	5	Michigan	Toledo, OH	TR '20 (BAL)
96	Buggs, Isaiah	DE	6-3	295	8/24/1996	3	Alabama	Ruston, LA	D6b '19
97	Heyward, Cameron	DT	6-5	295	5/6/1989	11	Ohio State	Pittsburgh, PA	D1 '11
99	Mondeaux, Henry	DE	6-4	280	9/19/1995	2	Oregon	Portland, OR	FA '19

Practice Squad (16)

17	Miller, Anthony	WR	5-11	199	10/9/1994	4	Memphis	Memphis, Tenn.	FA '21
30	Joseph, Karl	S	5-10	200	9/8/1993	6	West Virginia	Orlando, Fla.	FA '21
33	Edmunds, Trey	RB	6-2	223	12/30/1994	3	Maryland	Danville, VA	UDFA '18
37	Stiner, Donovan	S	6-2	210	2/11/1999	R	Florida	Houston, TX	UDFA '21
38	Samuels, Jaylen	RB	6-0	225	7/20/1996	4	North Carolina State	Charlotte, NC	D5b '18
40	Stephens, Linden	DB	6-0	193	3/21/1995	3	Cincinnati	Euclid, OH	FA '21
50	Scott, Delontae	LB	6-5	246	1/21/1997	1	SMU	Irving, Texas	FA '20
50	Kautz, Tyler	WR	6-2	184	6/1/1997	R	USC	Pasadena, CA	FA '21
61	Archibong, Daniel	DL	6-6	307	9/12/1997	R	Temple	Springfield, Pa.	FA '21
62	Mack, Isaiah	DT	6-1	299	3/19/1996	3	UT Chattanooga	Tunnel Hill, Ga.	FA '21
64	Pridgeon, Malcolm	G	6-7	310	1/20/1995	R	Ohio State	Central Islip, N.Y.	FA '21
74	Green, Chaz	T	6-5	318	4/8/1992	6	Florida	Tampa, FL	UFA '21
77	Leglue, John	T	6-7	310	4/17/1996	1	Tulane	Alexandria, LA	FA '20
82	Sims, Steven	WR	5-10	176	3/31/1997	2	Kansas	Houston, TX	FA '21
87	Rader, Kevin	TE	6-4	250	4/26/1995	1	Youngstown State	Pittsburgh, PA	FA '19
98	Charlton, Taco	DE	6-6	270	11/7/1994	5	Michigan	Pickerington, OH	FA '21

Injured Reserve - Designated For Return (1)

26	McFarland Jr., Anthony	RB	5-8	193	3/4/1999	2	Maryland	Hyattsville, MD	D4a '20
----	------------------------	----	-----	-----	----------	---	----------	-----------------	---------

Injured Reserve (5)

5	Dobbs, Joshua	QB	6-3	210	1/26/1995	4	Tennessee	Alpharetta, GA	D4 '17
19	Smith-Schuster, Juju	WR	6-1	215	11/22/1996	5	USC	Long Beach, CA	D2 '17
91	Tuitt, Stephen	DE	6-6	303	5/23/1993	8	Notre Dame	Miami, FL	D2 '14
93	Christmas, Demarcus	DT	6-3	302	7/4/1995	1	Florida State	Sarasota, FL	FA '20
94	Alualu, Tyson	DE	6-3	304	5/12/1987	11	California	Honolulu, HI	UFA '17

Practice Squad Injured (1)

84	Bussey, Rico	WR	6-2	190	2/25/1998	R	Hawaii	Lawton, OK	UDFA '21
----	--------------	----	-----	-----	-----------	---	--------	------------	----------

Reserve/Retired (1)

98	Williams, Vince	LB	6-1	233	12/27/1989	9	Florida State	Davenport, FL	D6b '13
----	-----------------	----	-----	-----	------------	---	---------------	---------------	---------

COACHING STAFF

HEAD COACH: Mike Tomlin

ASSISTANTS: John Mitchell (Asst. Head Coach); Keith Butler (Defensive Coordinator); Matt Canada (Offensive Coordinator); Danny Smith (Special Teams Coordinator); Teryl Austin (Senior Defensive Assistant/Secondary); Grady Brown (Secondary); Karl Dunbar (Defensive Line); Eddie Faulkner (Running Backs); Ike Hillard (Wide Receivers); Adrian Klemm (Offensive Line); Denzel Martin (Assistant Outside Linebackers); Chris Morgan (Assistant Offensive Line); Jerry Olsavsky (Inside Linebackers); Alfredo Roberts (Tight Ends); Blaine Stewart (Assistant Wide Receivers); Mike Sullivan (Quarterbacks); Matt Tomsoho (Quality Control); Garrett Gionmont (Senior Conditioning Coordinator); Marcel Pastoor (Head Strength & Conditioning Coach); Rodain Delus (Strength & Conditioning Assistant)

QUARTERBACKS (3)

2 Mason Rudolph	QB	3 Dwayne Haskins	QB
7 Ben Roethlisberger	QB		

RUNNING BACKS (4)

22 Najee Harris	RB	24 Benny Snell Jr.	RB
29 Kalen Ballage	RB	44 Derek Watt	FB

WIDE RECEIVERS (5)

11 Chase Claypool	WR	13 James Washington	WR
14 Ray-Ray McCloud	WR	15 Cody White	WR
18 Diontae Johnson	WR		

TIGHT ENDS (3)

81 Zach Gentry	TE	85 Eric Ebron	TE
88 Pat Freiermuth	TE		

OFFENSIVE LINE (9)

51 Trai Turner	G	53 Kendrick Green	C
60 J.C. Hassenauer	C	65 Dan Moore Jr.	OT
67 B.J. Finney	C/G	69 Kevin Dotson	OL
71 Joe Haeg	T	72 Zach Banner	OT
76 Chukwuma Okorafor	OL		

LINEBACKERS (10)

8 Melvin Ingram III	LB	27 Marcus Allen	LB
41 Robert Spillane	LB	45 Buddy Johnson	LB
48 Derrek Tuszka	OLB	54 Ulysees Gilbert III	ILB
55 Devin Bush	LB	56 Alex Highsmith	LB
90 T.J. Watt	LB	93 Joe Schobert	LB

DEFENSIVE BACKS (10)

20 Cameron Sutton	CB	21 Tre Norwood	DB
23 Joe Haden	CB	25 Ahkello Witherspoon	CB
28 Miles Killebrew	S	31 Justin Layne	CB
34 Terrell Edmunds	S	35 Arthur Maulet	CB
39 Minkah Fitzpatrick	S	42 James Pierre	CB

DEFENSIVE LINE (6)

73 Carlos Davis	DT	92 Isaiahh Loudermilk	DE
95 Chris Wormley	DL	96 Isaiah Buggs	DE
97 Cameron Heyward	DT	99 Henry Mondeaux	DE

SPECIALISTS (3)

6 Pressley Harvin III	P	9 Chris Boswell	K
46 Christian Kuntz	LS		

2021 PITTSBURGH STEELERS EXPERIENCE (AS OF OCTOBER 31, 2021)

NO	NAME	POS	HT	WT	DOB	AGE	EXP	COLLEGE	SEASON (1)	HOMETOWN	HOW ACQ	GP	GS	DPN	INA
7	Ben Roethlisberger	QB	6-5	240	03/02/82	39	18	Miami (OH)	Findlay, OH	D1 '04	6	6	0	0	
23	Joe Haden	CB	5-11	195	04/14/89	32	12	Florida	Fort Washington, MD	FA '17	5	5	0	1	
97	Cameron Heyward	DT	6-5	295	05/06/89	32	11	Ohio State	Pittsburgh, PA	D1 '11	6	6	0	0	
8	Melvin Ingram III	LB	6-2	247	04/26/89	32	10	South Carolina	Rockingham, NC	FA '21	6	1	0	0	
85	Eric Ebron	TE	6-4	253	04/10/93	28	8	North Carolina	Newark, NJ	UFA '20	6	2	0	0	
51	Trai Turner	G	6-3	315	06/14/93	28	8	Louisiana State	New Orleans, LA	FA '21	6	6	0	0	
9	Chris Boswell	K	6-2	185	03/16/91	30	7	Rice	Fort Worth, TX	FA '15	6	0	0	0	
67	B.J. Finney	C/G	6-4	318	10/26/91	30	6	Kansas State	Wichita, KS	UDFA '15	4	0	2	0	
44	Derek Watt	FB	6-2	234	11/07/92	28	6	Wisconsin	Pewaukee, WI	UFA '20	6	1	0	0	
71	Joe Haeg	T	6-6	298	03/11/93	28	6	North Dakota State	Lake Shore, MN	UFA '21	6	1	0	0	
93	Joe Schobert	LB	6-1	240	11/06/93	27	6	Wisconsin	Waukesha, Wis.	TR '21 (JAX)	6	6	0	0	
28	Miles Killebrew	S	6-2	222	05/10/93	28	6	Southern Utah	Henderson, NV	D4 '16	6	0	0	0	
25	Ahkello Witherspoon	CB	6-2	195	03/21/95	26	5	Colorado	Sacramento, CA	TR '21 (SEA)	1	0	0	5	
35	Arthur Maulet	CB	5-10	190	07/13/93	28	5	Memphis	New Orleans, LA	FA '21	6	1	0	0	
20	Cameron Sutton	CB	5-11	188	02/27/95	26	5	Tennessee	Jonesboro, GA	D3a '17	5	5	0	1	
95	Chris Wormley	DL	6-5	300	10/25/93	28	5	Michigan	Toledo, OH	TR '20 (BAL)	6	5	0	0	
90	T.J. Watt	LB	6-4	252	10/11/94	27	5	Wisconsin	Pewaukee, WI	D1 '17	5	5	0	1	
72	Zach Banner	OT	6-8	335	12/25/93	27	5	USC	Lakewood, WA	FA '19	0	0	0	1	
76	Chukwuma Okorafor	OL	6-6	320	08/08/97	24	4	Western Michigan	Southfield, MI	D3b '18	5	5	0	1	
13	James Washington	WR	5-11	213	04/02/96	25	4	Oklahoma State	Stamford, TX	D2 '18	5	1	0	1	
29	Kalen Ballage	RB	6-2	231	12/22/95	25	4	Arizona State	Falcon, Colo.	FA '20	6	0	0	0	
2	Mason Rudolph	QB	6-5	235	06/17/95	26	4	Oklahoma State	Rock Hill, SC	D3a '18	0	0	6	0	
19	Minkah Fitzpatrick	S	6-1	207	11/17/96	24	4	Alabama	Old Bridge, NJ	TR '19 (MIA)	6	6	0	0	
14	Ray-Ray McCloud	WR	5-9	190	10/15/96	25	4	Clemson	Tampa, FL	FA '20	6	0	0	0	
34	Terrell Edmunds	S	6-1	217	01/20/97	24	4	Virginia Tech	Danville, VA	D1 '18	6	6	0	0	
24	Benny Snell Jr.	RB	5-10	224	02/26/98	23	3	Kentucky	Columbus, OH	D4 '19	6	0	0	0	
55	Devin Bush	LB	5-11	234	07/18/98	23	3	Michigan	Pembroke Pines, FL	D1 '19	5	5	0	1	
18	Diontae Johnson	WR	5-10	183	07/05/96	25	3	Toledo	Ruskin, FL	D3a '19	5	5	0	1	
3	Dwayne Haskins	QB	6-4	230	05/03/97	24	3	Ohio State	Highland Park, NJ	FA '21	0	0	0	6	
96	Isaiah Buggs	DE	6-3	295	08/24/96	25	3	Alabama	Ruston, LA	D6b '19	6	3	0	0	
31	Justin Layne	CB	6-2	192	01/12/98	23	3	Michigan State	Cleveland, OH	D3b '19	6	0	0	0	
41	Robert Spillane	LB	6-1	229	12/14/95	25	3	Western Michigan	Oak Park, IL	FA '19	5	1	0	1	
54	Ulysees Gilbert III	ILB	6-0	230	08/09/97	24	3	Akron	Ocala, FL	D6c '19	6	0	0	0	
81	Zach Gentry	TE	6-8	265	09/10/96	25	3	Michigan	Albuquerque, NM	D5 '19	6	3	0	0	
56	Alex Highsmith	LB	6-4	242	08/07/97	24	2	Charlotte	Wilmington, NC	D3 '20	5	5	0	1	
73	Carlos Davis	DT	6-2	320	08/22/96	25	2	Nebraska	Blue Springs, MO	D7 '20	1	0	0	5	
11	Chase Claypool	WR	6-4	238	07/07/98	23	2	Notre Dame	Abbotsford, British Columbia, Canada	D2 '20	5	4	0	1	
48	Derrek Tuszka	OLB	6-5	246	07/11/96	25	2	North Dakota State	Warner, S.D.	D7b '20	4	0	0	0	
99	Henry Mondeaux	DE	6-4	280	09/19/95	26	2	Oregon	Portland, OR	FA '19	4	0	0	0	
60	J.C. Hassenauer	C	6-2	295	09/15/95	26	2	Alabama	Woodbury, MN	FA '19	6	0	0	0	
42	James Pierre	CB	6-2	185	09/16/96	25	2	Florida Atlantic	Deerfield Beach, FL	UDFA '20	6	2	0	0	
69	Kevin Dotson	OL	6-4	321	09/18/96	25	2	Louisiana	Plaquemine, LA	D4b '20	6	6	0	0	
27	Marcus Allen	LB	6-2	215	08/07/96	25	2	Penn State	Silver Spring, MD	D5a '18	6	0	0	0	
46	Christian Kuntz	LS	6-1	228	04/13/94	27	1	Duquesne	Pittsburgh, PA	FA '20	6	0	0	0	
15	Cody White	WR	6-3	215	11/28/98	22	1	Michigan State	Novi, MI	FA '20	4	0	0	0	
45	Buddy Johnson	LB	6-2	240	02/27/99	22	R	Texas A&M	Dallas, TX	D4b '21	2	0	1	3	
65	Dan Moore Jr.	OT	6-5	315	09/28/98	23	R	Texas A&M	Beaumont, TX	D4a '21	6	6	0	0	
92	Isaiah Loudermilk	DE	6-7	240	10/10/97	24	R	Wisconsin	Howard, KN	D5 '21	5	0	0	1	
53	Kendrick Green	C	6-4	315	12/22/98	22	R	Illinois	Peoria, IL	D3 '21	6	6	0	0	
22	Najee Harris	RB	6-1	232	03/09/98	23	R	Alabama	Antioch, CA	D1 '21	6	6	0	0	
88	Pat Freiermuth	TE	6-5	258	10/25/98	23	R	Penn State	Merrimac, MA	D2 '21	6	3	0	0	
6	Pressley Harvin III	P	6-0	255	09/17/98	23	R	Georgia Tech	Alcolu, SC	D7b '21	6	0	0	0	
21	Tre Norwood	DB	6-0	194	04/19/99	22	R	Oklahoma	Fort Smith, AR	D7a '21	6	1	0	0	

YEAR	DRAFTTEES (28)	FREE AGENTS (15)	COLLEGE FREE AGENTS (2)	TRADES/WAIVERS (3)
2021	RB Najee Harris (1) TE Pat Freiermuth (2) C Kendrick Green (3) OT Dan Moore Jr. (4a) LB Buddy Johnson (4b) DE Isaiahh Loudermilk (5) DB Tre Norwood (7a) P Pressley Harvin III (7b)	RB Kalen Ballage (FA '20) T Joe Haeg (UFA '21) QB Dwayne Haskins (FA '21) LB Melvin Ingram III (FA '21) CB Arthur Maulet (FA '21) G Trai Turner (FA '21)		LB Joe Schobert (TR '21 JAX)
2020	WR Chase Claypool (2) LB Alex Highsmith (3) OL Kevin Dotson (4) DT Carlos Davis (7)	TE Eric Ebron (UFA '20) LS Christian Kuntz (FA '20) WR Ray-Ray McCloud (FA '20) FB Derek Watt (UFA '20) WR Cody White (FA '20)	CB James Pierre (UDFA '20)	DL Chris Wormley (TR '20 BAL)
2019	LB Devin Bush (1) WR Diontae Johnson (3) CB Justin Layne (3) RB Benny Snell Jr. (4) TE Zach Gentry (5) DE Isaiah Buggs (6) ILB Ulysees Gilbert III (6)	OT Zach Banner (FA '19) C J.C. Hassenauer (FA '19) DE Henry Mondeaux (FA '19) LB Robert Spillane (FA '19)		S Minkah Fitzpatrick (TR '19 MIA)
2018	S Terrell Edmunds (1) OL Chukwuma Okorafor (3) QB Mason Rudolph (3) LB Marcus Allen (5)			
2017	LB T.J. Watt (1) CB Cameron Sutton (3)			
2016	S Miles Killebrew (4)			
2015			C/G B.J. Finney (UDFA '15)	
2011	DT Cameron Heyward (1)			
2004	QB Ben Roethlisberger (1)			

(As of October 26, 2021)

OFFENSE

WR	13 James Washington	14 Ray-Ray McCloud	
WR	18 Diontae Johnson	15 Cody White	
WR	11 Chase Claypool	15 Cody White	
LT	65 <u>Dan Moore Jr.</u>	71 Joe Haeg	
LG	69 Kevin Dotson	79 Rashaad Coward	
C	53 <u>Kendrick Green</u>	60 J.C. Hassenauer	
RG	51 Trai Turner	67 B.J. Finney	
RT	76 Chukwuma Okorafor	71 Joe Haeg	
TE	85 Eric Ebron	-or- 88 <u>Pat Freiermuth</u>	81 Zach Gentry
QB	7 Ben Roethlisberger	2 Mason Rudolph	3 Dwayne Haskins
RB	22 <u>Najee Harris</u>	24 Benny Snell Jr.	29 Kalen Ballage
FB	44 Derek Watt		

DEFENSE

DT	97 Cameron Heyward	92 <u>Isaiah Loderer</u>	
DE	95 Chris Wormley	73 Carlos Davis	
NT	96 Isaiah Buggs	99 Henry Mondeaux	
LOLB	90 T.J. Watt	8 Melvin Ingram III	48 Derrek Tuszka
LILB	55 Devin Bush	27 Marcus Allen	54 Ulysees Gilbert III
RILB	93 Joe Schobert	41 Robert Spillane	45 <u>Buddy Johnson</u>
ROLB	56 Alex Highsmith	8 Melvin Ingram III	48 Derrek Tuszka
LCB	23 Joe Haden	31 Justin Layne	25 Ahkello Witherspoon
RCB	20 Cameron Sutton	42 James Pierre	35 Arthur Maulet
SS	34 Terrell Edmunds	28 Miles Killebrew	
FS	39 Minkah Fitzpatrick	21 <u>Tre Norwood</u>	

SPECIALISTS

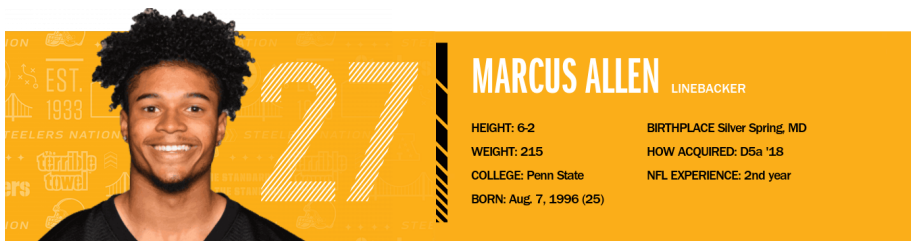
K	9 Chris Boswell		
H	6 <u>Pressley Harvin III</u>		
P	6 <u>Pressley Harvin III</u>		
LS	46 Christian Kuntz		
PR	14 Ray-Ray McCloud	18 Diontae Johnson	42 James Pierre
KR	14 Ray-Ray McCloud	24 Benny Snell Jr.	42 James Pierre

PRONUNCIATION GUIDE

Kalen Ballage	bull-AHGE	Chukwuma Okorafor	Chuck-WOO-muh oh-KOR-uh-for
Rashaad Coward	ruh-SHADD	Ben Roethlisberger	Roth-lis-ber-ger
Pat Freiermuth	Friar-smooth	Joe Schobert	SHOW-bert
Najee Harris	NAH-jee	Robert Spillane	Spuh-LANE
Miles Killebrew	KILLA-brew	Derrek Tuszka	TUSS-kuh
Arthur Maulet	mah-LETT	Ahkello Witherspoon	uh-KELL-oh
Henry Mondeaux	Mahn-doe		

DATE	POS.	PLAYER	TRANSACTION	POS.	PLAYER	TRANSACTION
Sat., Oct. 16	WR	JuJu Smith-Schuster	Reserve/Injured List	OT	Zach Banner	Elevated to Active/Inactive Roster
	WR	JuJu Smith-Schuster	Placed on Reserve/Injured List	LT	Zach Banner	Activated off Reserve/Injured Designated for Return List
Sat., Oct. 9	G	Rashaad Coward	Released	WR	Cody White	Promoted to Active Roster
	S	Karl Joseph	Elevated to the Active/Inactive Roster			
Sat., Oct. 2	WR	Cody White	Elevated to the Active/Inactive Roster	OT	Chaz Green	Elevated to the Active/Inactive Roster
Tue., Sep. 28	LB	Derrek Tuszka	Promoted to Active Roster	LB	Jamir Jones	Released
Sat., Sep. 25	LB	Derrek Tuszka	Elevated to the Active/Inactive Roster	WR	Cody White	Elevated to the Active/Inactive Roster
Mon., Sep. 20	DL	Tyson Alualu	Placed on the Reserve/Injured List	DL	Henry Mondeaux	Promoted to Active Roster
	LB	Taco Charlton	Signed to the practice squad			
Fri., Sep. 10	LB	T.J. Watt	Signed to five-year contract			
Fri., Sep. 3	CB	Ahkello Witherspoon	Acquired from Seattle for 2023 fifth-round draft pick	DE	Henry Mondeaux	Released
Wed., Sep. 1	WR	Rico Bussey	Signed Practice Squad	WR	Cody White	Signed Practice Squad
	RB	Trey Edmunds	Signed Practice Squad	RB	Jaylen Samuels	Signed Practice Squad
	OL	Chaz Green	Signed Practice Squad	OL	John Leglue	Signed Practice Squad
	TE	Kevin Rader	Signed Practice Squad	DB	Mark Gilbert	Signed Practice Squad
	DB	Donovan Stiner	Signed Practice Squad	WR	Steven Sims Sr.	Signed Practice Squad
	OL	Malcolm Pridgeon	Signed Practice Squad	LB	Derrek Tuszka	Signed Practice Squad
	DL	Daniel Archibong	Signed to the practice squad	S	Karl Joseph	Signed Practice Squad
	OL	Zach Banner	Reserve/Injured List	RB	Anthony McFarland Jr.	Reserve/Injured List
	DE	Stephon Tuitt	Reserve/Injured List	G	Rashaad Coward	Promoted to Active Roster
	OL	B.J. Finney	Promoted to Active Roster	DB	Arthur Maulet	Promoted to Active Roster
Tue., Aug. 31	WR	Rico Bussey	Released	WR	Cody White	Released
	RB	Trey Edmunds	Released	RB	Jaylen Samuels	Released
	G	Rashaad Coward	Released	OL	B.J. Finney	Released
	OL	Chaz Green	Released	OL	John Leglue	Released
	TE	Kevin Rader	Released	LB	Cassius Marsh	Released
	LB	Quincy Roche	Released	LB	Jamar Watson	Released
	DB	Mark Gilbert	Released	DB	Arthur Maulet	Released
	DB	Donovan Stiner	Released	P	Jordan Berry	Released
	LS	Kameron Canaday	Released	QB	Joshua Dobbs	Reserve/Injured List
Sat., Aug. 28	TE	Marcus Baugh	Released	RB	Tony Brooks-James	Released
	CB	Shakur Brown	Released	DL	T.J. Carter	Released
	WR	Anthony Johnson	Released	CB	Lafayette Pitts	Released
	G	Malcolm Pridgeon	Released	WR	Mathew Sexton	Released
	S	Lamont Wade	Released			
Tue., Aug. 24	S	Antoine Brooks Jr.	Waived/Injured	LB	Calvin Bundance	Released
	RB	Pete Guerriero	Released	OL	Aviante Collins	Released
	WR	Tyler Simmons	Released			
Tue., Aug. 17	K	Sam Sloman	Released	DB	Stephen Denmark	Released
	DL	Abdullah Anderson	Released	OL	Brandon Walton	Released
	WR	Isaiah McKoy	Released			
Sat., Aug. 14	LB	Tegray Scales	Waived	LB	Joe Schobert	Acquired from Jacksonville for a 2022 sixth-round draft pick
Mon., Aug. 9	DL	Calvin Taylor	Waived/Injured	G	Malcolm Pridgeon	Signed
Sun., Aug. 8	RB	Pete Guerriero	Signed			
Fri., Aug. 6	DB	Lafayette Pitts	Signed			
Wed., Aug. 4	OT	Anthony Coyle	Waived/Injured	DB	DeMarkus Acy	Waived/Injured
Tue., Aug. 3	LB	Jarvis Miller	Released	RB	Tony Brooks-James	Signed
Fri., Jul. 30	TE	Dax Raymond	Waived/Injured	TE	Marcus Baugh	Signed
Thu., Jul. 22	LB	Calvin Bundance	Signed			
Wed., Jul. 21	LB	Vince Williams	Retired	C	Kendrick Green	Signed
Tue., Jul. 20	OT	Chaz Green	Signed to one-year contract	LB	Melvin Ingram III	Signed to one-year contract
Thu., Jul. 1	DT	Demarcus Christmas	Waived/Injured	K	Sam Sloman	Signed to one-year contract
Fri., Jun. 25	G	Trai Turner	Signed to one-year contract			
Thu., Jun. 24	G	David DeCastro	Released			
Tue., May. 25	TE	Pat Freiermuth	Signed	RB	Najee Harris	Signed
Tue., May. 18	LB	Buddy Johnson	Signed	OT	Dan Moore Jr.	Signed
Sat., May. 15	P	Pressley Harvin III	Signed	DB	Tre Norwood	Signed
	LB	Quincy Roche	Signed	DE	Isaiah Lodermilik	Signed
Fri., May. 7	CB	Trevor Williams	Waived	S	John Battle	Waived
	S	Arthur Maulet	Signed to one-year contract			
Mon., May. 3	P	Corliss Waitman	Waived	TE	Charles Jones	Waived
	CB	DeMarkus Acy	Signed to one-year contract			
Sat., May. 1	LB	Calvin Bundance	Agreed to terms with undrafted rookie free agent	LB	Jamar Watson	Agreed to terms with undrafted rookie free agent
	CB	Mark Gilbert	Agreed to terms with undrafted rookie free agent	CB	Shakur Brown	Agreed to terms with undrafted rookie free agent
	S	Donovan Stiner	Agreed to terms with undrafted rookie free agent	S	Lamont Wade	Agreed to terms with undrafted rookie free agent
	WR	Isaiah McKoy	Agreed to terms with undrafted rookie free agent	WR	Rico Bussey	Agreed to terms with undrafted rookie free agent
	P	Pressley Harvin III	Drafted in the 7th round of the 2021 NFL Draft (254th overall)	S	Tre Norwood	Drafted in the 7th round of the 2021 NFL Draft (245th overall)
	LB	Quincy Roche	Drafted in the 6th round of the 2021 NFL Draft (216th overall)	DE	Isaiah Lodermilik	Drafted in the 5th round of the 2021 NFL Draft (156th overall)
	LB	Buddy Johnson	Drafted in the 4th round of the 2021 NFL Draft (140th overall)	OT	Dan Moore Jr.	Drafted in the 4th round of the 2021 NFL Draft (128th overall)
Fri., Apr. 30	OL	Kendrick Green	Drafted in the 3rd round of the 2021 NFL Draft (87th overall)	TE	Pat Freiermuth	Drafted in the 2nd round of the 2021 NFL Draft (55th overall)

Thu., Apr. 29	QB	Mason Rudolph	Signed to one-year contract extension through 2022	RB	Najee Harris	Drafted in the 1st round of the 2021 NFL Draft (24th overall)
Mon., Apr. 19	QB	Joshua Dobbs	Signed to one-year contract			
Thu., Apr. 15	LB	Vince Williams	Signed to one-year contract			
Fri., Apr. 9	DE	T.J. Carter	Signed			
Wed., Apr. 7	LB	Jamir Jones	Signed			
Thu., Apr. 1	DL	Tyson Alualu	Signed to two-year contract			
Wed., Mar. 31	LB	Jarvis Miller	Signed	WR	Mathew Sexton	Signed
Tue., Mar. 30	OL	Rashaad Coward	Signed to one-year contract	RB	Kalen Ballage	Signed to one-year contract
Mon., Mar. 29	P	Jordan Berry	Signed to one-year contract			
Wed., Mar. 24	LB	Robert Spillane	Signed to one-year contract	OL	Joe Haeg	Signed to one-year contract
	DB	Miles Killebrew	Signed to one-year contract	LB	Cassius Marsh	Signed to one-year contract
Tue., Mar. 23	CB	Steven Nelson	Terminated contract			
Mon., Mar. 22	WR	Tyler Simmons	Signed to one-year contract	DE	Chris Wormley	Signed to two-year contract
Sat., Mar. 20	CB	Cameron Sutton	Signed to two-year contract			
Fri., Mar. 19	WR	JuJu Smith-Schuster	Signed to one-year contract			
Thu., Mar. 18	OL	Zach Banner	Signed to two-year contract			
Tue., Mar. 16	LB	Vince Williams	Terminated contract			
Fri., Mar. 12	OL	B.J. Finney	Signed to one-year contract			
Thu., Mar. 11	WR	Ray-Ray McCloud III	Signed to one-year contract			
Tue., Mar. 9	LB	Marcus Allen	Signed to one-year contract			
Mon., Mar. 8	OL	J.C. Hassenauer	Signed to one-year contract			
Fri., Feb. 12	C	Maurkice Pouncey	Retired			
Tue., Feb. 2	OT	Aviante Collins	Signed Reserve/Future contract			
Fri., Jan. 22	TE	Vance McDonald	Retired			
Thu., Jan. 21	DB	Stephen Denmark	Signed Reserve/Future contract	TE	Charles Jones	Signed Reserve/Future contract
	TE	Dax Raymond	Signed Reserve/Future contract	QB	Dwayne Haskins Jr.	Signed Reserve/Future contract
Fri., Jan. 15	RB	Trey Edmunds	Signed Reserve/Future contract	OT	Jarron Jones	Signed Reserve/Future contract
Thu., Jan. 14	LB	Tegray Scales	Signed Reserve/Future contract	DT	Demarcus Christmas	Signed Reserve/Future contract
	DE	Calvin Taylor	Signed Reserve/Future contract	P	Corliss Waitman	Signed Reserve/Future contract
	LS	Christian Kuntz	Signed Reserve/Future contract	OT	John Leglue	Signed Reserve/Future contract
	CB	Trevor Williams	Signed Reserve/Future contract	WR	Anthony Johnson	Signed Reserve/Future contract
	WR	Cody White	Signed Reserve/Future contract	TE	Kevin Rader	Signed Reserve/Future contract
	T	Anthony Coyle	Signed Reserve/Future contract	T	Brandon Walton	Signed Reserve/Future contract
	S	John Battle	Signed Reserve/Future contract			



REGULAR SEASON COMPARISON: DEFENSIVE - CLEVELAND BROWNS

DATE	OPP	W/L	GP/GS	TACKLES					INT	TFL	PD	QBH	TD	MISC	
				TOT	SOLO	ASST	SACK	YDS.						FF	FUM
1/3/21	PIT @ CLV	L	P	7	6	1	0.0	0.0	0	1	0	0	0	0	0
TOTALS		0/1	1/0	7	6	1	0.0	0.0	0	1	0	0	0	0	0

MARCUS ALLEN'S NFL REGULAR SEASON DEFENSIVE STATISTICS

			TACKLES									INTERCEPTIONS					O. FUMB				ST				MISC				
DATE	TEAM	GP	GS	TK	S	A	TFL	YDS	SK	YDS	QBH	NO	NO	YDS	LG	TD	PD	FF	FR	TD	YDS	TK	S	A	FF	FR	S	A	
2018	Steelers	2	0	2	1	1	0	0.0	0.0	0.0	0	0	0	0	0	0	0	0	0	0	0	0	0	0	0	0	0	0	0
2019	Steelers	1	0	0	0	0	0	0.0	0.0	0.0	0	0	0	0	0	0	0	0	0	0	0	0	0	0	0	0	0	0	0
2020	Steelers	14	2	24	14	10	2	3	0.0	0.0	2	0	0	0	0	0	0	0	0	0	0	6	5	1	0	0	0	0	0
2021	Steelers	6	0	0	0	0	0	0.0	0.0	0.0	0	0	0	0	0	0	0	0	0	0	0	0	0	0	0	0	0	0	0
NFL TOTALS		23	2	26	15	11	2	3	0.0	0.0	2	0	0	0	0	0	0	0	0	0	0	6	5	1	0	0	0	0	0

MARCUS ALLEN'S NFL POSTSEASON DEFENSIVE STATISTICS

[illegible]

SINGLE-GAME HIGHS: DEFENSIVE

Total Tackles	8 at Buffalo Bills, Dec 13, 2020
	7 at Cleveland Browns, Jan 03, 2021
Tackles For Loss	1 at Cleveland Browns, Jan 03, 2021
	1 at Buffalo Bills, Dec 13, 2020

Special Teams Tackles 2 vs. Houston Texans, Sep 27, 2020
1 vs. Baltimore Ravens, Dec 02, 2020
...2 more at 1.

2021 GAME-BY-GAME REGULAR-SEASON STATISTICS (STEELERS)

			TACKLES								INTERCEPTIONS						FUMB.				ST			MISC												
DATE	OPPONENT	P/S	Tk	S	A	SK	YDS	TFL	YDS	QBH	NQ	YG	LG	TD	PD	FF	F	R	TD	YDS	Tk	S	A	FF	F	R	T	S	A	W/L	SCORE					
09/12	at Bills	P	0	0	0	0.0	0.0	0	0	0	0	0	0	0	0	0	0	0	0	0	0	0	0	0	0	0	0	0	0	W	23-16					
09/19	Raiders	P	0	0	0	0.0	0.0	0	0	0	0	0	0	0	0	0	0	0	0	0	0	0	0	0	0	0	0	0	0	L	17-26					
09/26	Bengals	P	0	0	0	0.0	0.0	0	0	0	0	0	0	0	0	0	0	0	0	0	0	0	0	0	0	0	0	0	0	L	10-24					
10/03	at Packers	P	0	0	0	0.0	0.0	0	0	0	0	0	0	0	0	0	0	0	0	0	0	0	0	0	0	0	0	0	0	L	17-27					
10/10	Broncos	P	0	0	0	0.0	0.0	0	0	0	0	0	0	0	0	0	0	0	0	0	0	0	0	0	0	0	0	0	0	W	27-19					
10/17	Seahawks	P	0	0	0	0.0	0.0	0	0	0	0	0	0	0	0	0	0	0	0	0	0	0	0	0	0	0	0	0	0	W	23-20+					
2021 TOTALS			6-0	0	0	0	0.0	0.0	0	0	0	0	0	0	0	0	0	0	0	0	0	0	0	0	0	0	0	0	0	3-3						
± : Overtime.																																				

2020 GAME-BY-GAME POSTSEASON STATISTICS (STEELERS)

[illegible]



KALEN BALLAGE

RUNNING BACK

(bull-AHGE)

HEIGHT: 6-2 BIRTHPLACE: Falcon, Colo.
WEIGHT: 231 HOW ACQUIRED: FA '20
COLLEGE: Arizona State NFL EXPERIENCE: 4th year
BORN: Dec. 22, 1995 (25)

REGULAR SEASON COMPARISON: RECEIVING - CLEVELAND BROWNS

DATE	OPP	W/L	GP/GS	REC	YDS.	AVG.	TD	LG	TGTS	YAC
11/24/19	MIA @ CLV	L	S	1	13	13.0	0	13	1	6
TOTALS		0/1	1/1	1	13	13.0	0	13	1	6

KALEN BALLAGE'S NFL REGULAR SEASON RUSHING/RECEIVING STATISTICS

RUSHING														RECEIVING				
DATE	TEAM	GP	GS	NO.	YDS.	AVG.	LG	TD	NO.	YDS.	AVG.	LG	TD					
2018	Dolphins	12	0	36	191	5.3	75t	1	9	56	6.2	31	0					
2019	Dolphins	12	6	74	135	1.8	8	3	14	63	4.5	13	0					
2020	Dolphins	0	0	0	0	0.0	0	0	0	0	0.0	0	0					
Went from Miami to N.Y. Jets.																		
2020	Jets	3	0	3	13	4.3	5	0	9	67	7.4	21	0					
Went from N.Y. Jets to L.A. Chargers.																		
2020	Chargers	7	2	88	290	3.3	17	3	20	99	5.0	16	0					
2020	TOTAL	10	2	91	303	3.3	17	3	29	166	5.7	21	0					
2021	Steelers	6	0	6	15	2.5	11	0	0	0	0.0	0	0					
NFL TOTALS		40	8	207	644	3.1	75T	7	52	285	5.5	31	0					

KALEN BALLAGE'S NFL REGULAR SEASON RETURN STATISTICS

KICKOFF RETURNS									PUNT RETURNS					
DATE	TEAM	RET.	YDS.	AVG.	LG	TD	NO.	FC	YDS.	AVG.	LG	TD		
2018	Dolphins	2	26	13.0	16	0	0	0	0	0.0	0	0		
2019	Dolphins	0	0	0.0	0	0	0	0	0	0.0	0	0		
2020	Dolphins	0	0	0.0	0	0	0	0	0	0.0	0	0		
Went from Miami to N.Y. Jets.														
2020	Jets	0	0	0.0	0	0	0	0	0	0.0	0	0		
Went from N.Y. Jets to L.A. Chargers.														
2020	Chargers	0	0	0.0	0	0	0	0	0	0.0	0	0		
2020	TOTAL	0	0	0.0	0	0	0	0	0	0.0	0	0		
2021	Steelers	0	0	0.0	0	0	0	0	0	0.0	0	0		
NFL TOTALS		2	26	13.0	16	0	0	0	0	0.0	0	0		

SINGLE-GAME HIGHS: RUSHING/RECEIVING

Rush Attempts 20 at Indianapolis Colts, Nov 10, 2019
18 at Miami Dolphins, Nov 15, 2020
123 at Minnesota Vikings, Dec 16, 2018
69 at Los Angeles Chargers, Nov 08, 2020
Longest Runs 75t at Minnesota Vikings, Dec 16, 2018
17 vs. New York Jets, Nov 22, 2020
Rushing TDs 1 at Kansas City Chiefs, Jan 03, 2021
1 at Las Vegas Raiders, Dec 17, 2020
...5 more at 1.
Receptions 7 vs. New York Jets, Nov 22, 2020
5 at Miami Dolphins, Nov 15, 2020
...2 more at 5.
Receiving Yards 44 at Indianapolis Colts, Sep 27, 2020
39 vs. Jacksonville Jaguars, Dec 23, 2018
Longest Receptions 31 vs. Jacksonville Jaguars, Dec 23, 2018
21 at Indianapolis Colts, Sep 27, 2020
All-Purpose Yards 121 at Minnesota Vikings, Dec 16, 2018
102 at Miami Dolphins, Nov 15, 2020

Kickoff Returns 1 at Buffalo Bills, Dec 30, 2018
1 vs. New England Patriots, Dec 09, 2018
Kickoff Return Yards 16 vs. New England Patriots, Dec 09, 2018
10 at Buffalo Bills, Dec 30, 2018
Longest Kickoff Return 16 vs. New England Patriots, Dec 09, 2018
10 at Buffalo Bills, Dec 30, 2018
Special Teams Tackles 1 vs. New England Patriots, Sep 15, 2019
1 vs. Jacksonville Jaguars, Dec 23, 2018
...2 more at 1.
Miscellaneous Tackles 1 at Buffalo Bills, Dec 30, 2018
Most TDs 1 at Kansas City Chiefs, Jan 03, 2021
1 at Las Vegas Raiders, Dec 17, 2020
...5 more at 1.
Rushing Average 10.3 at Minnesota Vikings, Dec 16, 2018
4.9 vs. New England Patriots, Dec 06, 2020

100-YARD RUSHING GAMES (1): REGULAR SEASON

DATE	TEAM	ATT.	YDS.	AVG.	LG	TD
12/16/18	at Vikings	12	123	10.3	75t	1

2021 GAME-BY-GAME REGULAR-SEASON STATISTICS (STEELERS)

DATE	OPPONENT	P/S	RUSHING					RECEIVING					W/L	SCORE
			NO.	YDS.	AVG.	LG	TD	NO.	YDS.	AVG.	LG	TD		
09/12	at Bills	P	0	0	0.0	0	0	0	0	0.0	0	0	W	23-16
09/19	Raiders	P	0	0	0.0	0	0	0	0	0.0	0	0	L	17-26
09/26	Bengals	P	0	0	0.0	0	0	0	0	0.0	0	0	L	10-24
10/03	at Packers	P	0	0	0.0	0	0	0	0	0.0	0	0	L	17-27
10/10	Broncos	P	4	0	0.0	3	0	0	0	0.0	0	0	W	27-19
10/17	Seahawks	P	2	15	7.5	11	0	0	0	0.0	0	0	W	23-20+
2021 TOTALS		6-0	6	15	2.5	11	0	0	0	0.0	0	0	3-3	

+ - Overtime



BORN: Dec. 25, 1993 (27)

DATE	OPPONENT	P/S	TACKLES							INTERCEPTIONS				O. FUMB.			ST			MISC	W/L	SCORE						
			TK	S	A	SK	YDS	TFL	YDS	QBH	NO	YDS	LG	TD	PD	FF	FR	TD	YDS				TK	S	A	FF	FR	S
01/10	Browns									DID NOT PLAY																		
2020 TOTALS			0	0	0	0	0	0	0	0	0	0	0	0	0	0	0	0	0	0	0	0	0	0	0	0	0-1	37-48

2021 GAME-BY-GAME REGULAR-SEASON STATISTICS (STEELERS)

DATE	OPPONENT	P/S		W/L	SCORE
09/12	at Bills		INJURED RESERVE	W	23-16
09/19	Raiders		INJURED RESERVE	L	17-26
09/26	Bengals		INJURED RESERVE	L	10-24
10/03	at Packers		INJURED RESERVE	L	17-27
10/10	Broncos		INJURED RESERVE	W	27-19
10/17	Seahawks		ON INACTIVE LIST	W	23-20+
2021 TOTALS		0-0		3-3	

+ - Overtime

2020 GAME-BY-GAME REGULAR-SEASON STATISTICS (STEELERS)

DATE	OPPONENT	P/S		W/L	SCORE
09/14	at Giants	S		W	26-16
09/20	Broncos		DID NOT PLAY	W	26-21
09/27	Texans		INJURED RESERVE	W	28-21
10/11	Eagles		INJURED RESERVE	W	38-29
10/18	Browns		INJURED RESERVE	W	38-7
10/25	at Titans		INJURED RESERVE	W	27-24
11/01	at Ravens		INJURED RESERVE	W	28-24
11/08	at Cowboys		INJURED RESERVE	W	24-19
11/15	Bengals		INJURED RESERVE	W	36-10
11/22	at Jaguars		INJURED RESERVE	W	27-3
12/02	Ravens		INJURED RESERVE	W	19-14
12/07	Washington		INJURED RESERVE	L	17-23
12/13	at Bills		INJURED RESERVE	L	15-26
12/21	at Bengals		INJURED RESERVE	L	17-27
12/27	Colts		INJURED RESERVE	W	28-24
01/03	at Browns		INJURED RESERVE	L	22-24
2020 TOTALS		1-1		12-4	

2019 GAME-BY-GAME REGULAR-SEASON STATISTICS (STEELERS)

DATE	OPPONENT	P/S		W/L	SCORE
09/08	at Patriots		DID NOT PLAY (NON-INJURY)	L	3-33
09/15	Seahawks	P		L	26-28
09/22	at 49ers		DID NOT PLAY (NON-INJURY)	L	20-24
09/30	Bengals	P		W	27-3
10/06	Ravens	P		L	23-26+
10/13	at Chargers	P		W	24-17
10/28	Dolphins	P		W	27-14
11/03	Colts	P		W	26-24
11/10	Rams	P		W	17-12
11/14	at Browns	P		L	7-21
11/24	at Bengals	S		W	16-10
12/01	Browns	P		W	20-13
12/08	at Cardinals	P		W	23-17
12/15	Bills	P		L	10-17
12/22	at Jets	P		L	10-16
12/29	at Ravens	P		L	10-28
2019 TOTALS		14-1		8-8	

+ - Overtime

2018 GAME-BY-GAME REGULAR-SEASON STATISTICS (STEELERS)


DATE	OPPONENT	P/S		W/L/T	SCORE
09/09	at Browns		INACTIVE	T	21-21
09/16	Chiefs		INACTIVE	L	37-42
09/24	at Buccaneers		DID NOT PLAY (NON-INJURY)	W	30-27
09/30	Ravens		INACTIVE	L	14-26
10/07	Falcons		INACTIVE	W	41-17
10/14	at Bengals		INACTIVE	W	28-21
10/28	Browns		INACTIVE	W	33-18
11/04	at Ravens		INACTIVE	W	23-16
11/08	Panthers		INACTIVE	W	52-21
11/18	at Jaguars		INACTIVE	W	20-16
11/25	at Broncos		INACTIVE	L	17-24
12/02	Chargers		INACTIVE	L	30-33
12/09	at Raiders		INACTIVE	L	21-24
12/16	Patriots		INACTIVE	W	17-10
12/23	at Saints		INACTIVE	L	28-31
12/30	Bengals		ON INACTIVE LIST	W	16-13
2018 TOTALS		0-0		9-6-1	

2017 GAME-BY-GAME REGULAR-SEASON STATISTICS (BROWNS)

DATE	OPPONENT	P/S		W/L	SCORE
09/10	Steelers		INACTIVE	L	18-21
09/17	at Ravens		INACTIVE	L	10-24
09/24	at Colts		INACTIVE	L	28-31
10/01	Bengals		INACTIVE	L	7-31
10/08	Jets		ON INACTIVE LIST	L	14-17
10/15	at Texans		INACTIVE	L	17-33
10/22	Titans		INACTIVE	L	9-12+
10/29	Vikings		INACTIVE	L	16-33
11/12	at Lions	P		L	24-38
11/19	Jaguars	P		L	7-19
11/26	at Bengals	P		L	16-30
12/03	at Chargers	P		L	10-19
12/10	Packers	P		L	21-27+
12/17	Ravens	P		L	10-27
12/24	at Bears	P		L	3-20
12/31	at Steelers	P		L	24-28
2017 TOTALS		8-0		0-16	
+ - Overtime					

2020 GAME-BY-GAME POSTSEASON STATISTICS (STEELERS)

DATE	OPPONENT	P/S		W/L	SCORE
01/10	Browns		DID NOT PLAY	L	37-48
2020 TOTALS		0-0		0-1	



9

CHRIS BOSWELL

KICKER

HEIGHT: 6-2
WEIGHT: 185
COLLEGE: Rice
BORN: Mar. 16, 1991 (30)

BIRTHPLACE: Fort Worth, TX
HOW ACQUIRED: FA '15
NFL EXPERIENCE: 7th year

REGULAR SEASON COMPARISON: KICKING - CLEVELAND BROWNS

DATE	OPP	W/L	GP/GS	FGA	FGM	PCT	LONG	XPA	XPM	PTS	1-19	20-29	30-39	40-49	50+	KO	TB
11/15/15	PIT vs. CLV	W	P	3	3	100%	34	2	1	10	0-0	1-1	0-0	0-0	0-0	7	3
1/3/16	PIT @ CLV	W	P	2	3	66.7%	39	2	2	8	0-0	0-0	1-1	0-0	0-0	6	1
11/20/16	PIT @ CLV	W	P	3	3	100%	33	1	1	10	0-0	0-0	1-1	0-0	0-0	5	3
9/9/18	PIT @ CLV	T	P	0	1	0%	0	3	3	3	0-0	0-0	0-0	0-1	0-0	5	2
10/28/18	PIT vs. CLV	W	P	1	1	100%	42	4	4	7	0-0	0-0	0-0	1-1	0-0	6	3
11/14/19	PIT @ CLV	L	P	0	1	0%	0	1	1	1	0-0	0-0	0-0	0-1	0-0	2	0
12/1/19	PIT vs. CLV	W	P	2	2	100%	39	2	2	8	0-0	0-0	1-1	0-0	0-0	5	2
10/18/20	PIT vs. CLV	W	P	1	1	100%	35	5	5	8	0-0	0-0	1-1	0-0	0-0	7	2
1/1/17	PIT vs. CLV	W	P	0	0	0%	0	3	3	3	0-0	0-0	0-0	0-0	0-0	5	3
9/10/17	PIT @ CLV	W	P	0	0	0%	0	3	3	3	0-0	0-0	0-0	0-0	0-0	4	3
12/31/17	PIT vs. CLV	W	P	0	0	0%	0	4	4	4	0-0	0-0	0-0	0-0	0-0	5	0
TOTALS		9/2	11/0	12	15	125%	42	30	29	65	0-0	1-1	4-4	1-3	0-0	57	22

POSTSEASON COMPARISON: KICKING - CLEVELAND BROWNS

DATE	OPP	W/L	GP/GS	FGA	FGM	PCT	LONG	XPA	XPM	PTS	1-19	20-29	30-39	40-49	50+	KO	TB
1/10/21	PIT vs. CLV	L	P	1	1	100%	49	2	2	5	0-0	0-0	0-0	1-1	0-0	6	2
TOTALS		0/1	1/0	1	1	100%	49	2	2	5	0-0	0-0	0-0	1-1	0-0	6	2

CHRIS BOSWELL'S NFL REGULAR SEASON KICKING STATISTICS

DATE	TEAM	GP	FGM	FGA	PCT.	LG	XP	XPA	PCT.	BLK	PTS
2015	Steelers	12	29	32	90.6	51	26	27	96.3	0	113
2016	Steelers	15	21	25	84.0	49	36	36	100.0	1	99
2017	Steelers	16	35	38	92.1	53	37	39	94.9	1	142
2018	Steelers	15	13	20	65.0	50	43	48	89.6	1	82
2019	Steelers	16	29	31	93.5	51	28	28	100.0	0	115
2020	Steelers	13	19	20	95.0	59	34	38	89.5	0	91
2021	Steelers	6	11	12	91.7	56	12	12	100.0	0	45
NFL TOTALS		93	157	178	88.2	59	216	228	94.7	3	687

CHRIS BOSWELL'S NFL POSTSEASON KICKING STATISTICS

DATE	TEAM	GP	FGM	FGA	PCT.	LG	XP	XPA	PCT.	BLK	PTS
2015	Steelers	2	7	7	100.0	47	1	1	100.0	0	22
2016	Steelers	3	8	8	100.0	45	3	5	60.0	0	27
2017	Steelers	1	0	0	0.0	0	6	6	100.0	0	6
2020	Steelers	1	1	1	100.0	49	2	2	100.0	0	5
NFL TOTALS		7	16	16	100.0	49	12	14	85.7	0	60

CHRIS BOSWELL'S NFL REGULAR SEASON FIELD-GOAL ACCURACY STATISTICS

DATE	TEAM	1-19	PCT.	20-29	PCT.	30-39	PCT.	40-49	PCT.	50+	PCT.
2015	Steelers	1-1	100.0	9-9	100.0	8-8	100.0	9-12	75.0	2-2	100.0
2016	Steelers	0-0	0.0	2-2	100.0	8-9	88.9	11-12	91.7	0-2	0.0
2017	Steelers	0-0	0.0	10-10	100.0	12-14	85.7	9-10	90.0	4-4	100.0
2018	Steelers	0-0	0.0	3-3	100.0	4-6	66.7	5-10	50.0	1-1	100.0
2019	Steelers	1-1	100.0	11-11	100.0	7-7	100.0	9-10	90.0	1-2	50.0
2020	Steelers	0-0	0.0	5-5	100.0	6-6	100.0	7-8	87.5	1-1	100.0
2021	Steelers	0-0	0.0	4-4	100.0	1-1	100.0	3-4	75.0	3-3	100.0
NFL TOTALS		2-2	100.0	44-44	100.0	46-51	90.2	53-66	80.3	12-15	80.0

CHRIS BOSWELL'S NFL POSTSEASON FIELD-GOAL ACCURACY STATISTICS

DATE	TEAM	1-19	PCT.	20-29	PCT.	30-39	PCT.	40-49	PCT.	50+	PCT.
2015	Steelers	0-0	0.0	1-1	100.0	4-4	100.0	2-2	100.0	0-0	0.0
2016	Steelers	0-0	0.0	2-2	100.0	3-3	100.0	3-3	100.0	0-0	0.0
2017	Steelers	0-0	0.0	0-0	0.0	0-0	0.0	0-0	0.0	0-0	0.0
2020	Steelers	0-0	0.0	0-0	0.0	0-0	0.0	1-1	100.0	0-0	0.0
NFL TOTALS		0-0	0.0	3-3	100.0	7-7	100.0	6-6	100.0	0-0	0.0

SINGLE-GAME HIGHS: KICKER

Field Goals Made	6 at Cincinnati Bengals, Dec 18, 2016	Special Teams Tackles	1 vs. Baltimore Ravens, Oct 06, 2019
	5 vs. Cincinnati Bengals, Oct 22, 2017		1 vs. Cleveland Browns, Oct 28, 2018
Field Goal Attempts	6 at Cincinnati Bengals, Dec 18, 2016		...5 more at 1.
	5 vs. Cincinnati Bengals, Oct 22, 2017	Longest Field Goals Attempt	55 vs. Dallas Cowboys, Nov 13, 2016
	...1 more at 5.		54 vs. Miami Dolphins, Oct 28, 2019
Longest Field Goals Made	59 at Dallas Cowboys, Nov 08, 2020		...1 more at 54.
	56 vs. Las Vegas Raiders, Sep 19, 2021	Kickoff Average	68.0 vs. Kansas City Chiefs, Oct 02, 2016
PATs Made	7 vs. Carolina Panthers, Nov 08, 2018		67.4 vs. Minnesota Vikings, Sep 17, 2017
	5 vs. Cleveland Browns, Oct 18, 2020		...1 more at 67.4.
	...4 more at 5.	Extra Point Attempt Percentage	100.0 vs. Cleveland Browns, Oct 18, 2020
PAT Attempts	7 vs. Carolina Panthers, Nov 08, 2018		100.0 vs. Philadelphia Eagles, Oct 11, 2020
	6 vs. Atlanta Falcons, Oct 07, 2018		...3 more at 100.0.
Points	18 at Cincinnati Bengals, Dec 18, 2016	Field Goal Percentage	100.0 vs. Indianapolis Colts, Nov 03, 2019
	17 vs. Cincinnati Bengals, Oct 22, 2017		100.0 vs. Baltimore Ravens, Dec 10, 2017
			...6 more at 100.0.

SINGLE-GAME HIGHS - POSTSEASON: KICKER

Field Goals Made	6 at Kansas City Chiefs, Jan 15, 2017	PATs Made	6 vs. Jacksonville Jaguars, Jan 14, 2018
	4 at Cincinnati Bengals, Jan 09, 2016		3 vs. Miami Dolphins, Jan 08, 2017
	3 at Denver Broncos, Jan 17, 2016		2 vs. Cleveland Browns, Jan 10, 2021
	1 vs. Cleveland Browns, Jan 10, 2021		1 at Denver Broncos, Jan 17, 2016
	1 at New England Patriots, Jan 22, 2017	PAT Attempts	6 vs. Jacksonville Jaguars, Jan 14, 2018
	...1 more at 1.		4 vs. Miami Dolphins, Jan 08, 2017
Field Goal Attempts	6 at Kansas City Chiefs, Jan 15, 2017		2 vs. Cleveland Browns, Jan 10, 2021
	4 at Cincinnati Bengals, Jan 09, 2016		1 at New England Patriots, Jan 22, 2017
	3 at Denver Broncos, Jan 17, 2016		1 at Denver Broncos, Jan 17, 2016
	1 vs. Cleveland Browns, Jan 10, 2021	Points	18 at Kansas City Chiefs, Jan 15, 2017
	1 at New England Patriots, Jan 22, 2017		12 at Cincinnati Bengals, Jan 09, 2016
	...1 more at 1.		10 at Denver Broncos, Jan 17, 2016
Longest Field Goals Made	49 vs. Cleveland Browns, Jan 10, 2021		6 vs. Jacksonville Jaguars, Jan 14, 2018
	47 at Denver Broncos, Jan 17, 2016		6 vs. Miami Dolphins, Jan 08, 2017
	45 at Kansas City Chiefs, Jan 15, 2017		
	39 at Cincinnati Bengals, Jan 09, 2016		
	34 vs. Miami Dolphins, Jan 08, 2017		

2021 GAME-BY-GAME REGULAR-SEASON STATISTICS (STEELERS)

		FIELD GOALS				EXTRA POINTS							
DATE	OPPONENT	P	FGM	FGA	PCT	LG	XP	XPA	PCT	BLK	PTS	W/L	SCORE
09/12	at Bills	P	3	3	100.0	45	2	2	100.0	0	11	W	23-16
09/19	Raiders	P	1	1	100.0	56	2	2	100.0	0	5	L	17-26
09/26	Bengals	P	1	2	50.0	26	1	1	100.0	0	4	L	10-24
10/03	at Packers	P	1	1	100.0	52	2	2	100.0	0	5	L	17-27
10/10	Broncos	P	2	2	100.0	48	3	3	100.0	0	9	W	27-19
10/17	Seahawks	P	3	3	100.0	52	2	2	100.0	0	11	W	23-20+
2021 TOTALS			6	11	12	91.7	56	12	12	100.0	0	45	3-3
+ - Overtime													

2020 GAME-BY-GAME POSTSEASON STATISTICS (STEELERS)

		FIELD GOALS				EXTRA POINTS							
DATE	OPPONENT	P	FGM	FGA	PCT	LG	XP	XPA	PCT	BLK	PTS	W/L	SCORE
01/10	Browns	P	1	1	100.0	49	2	2	100.0	0	5	L	37-48
2020 TOTALS			1	1	1	100.0	49	2	2	100.0	0	5	0-1

2017 GAME-BY-GAME POSTSEASON STATISTICS (STEELERS)

		FIELD GOALS				EXTRA POINTS							
DATE	OPPONENT	P	FGM	FGA	PCT	LG	XP	XPA	PCT	BLK	PTS	W/L	SCORE
01/14	Jaguars	P	0	0	0.0	0	6	6	100.0	0	6	L	42-45
2017 TOTALS			0	0	0.0	0	6	6	100.0	0	6	0-1	

2016 GAME-BY-GAME POSTSEASON STATISTICS (STEELERS)

		FIELD GOALS				EXTRA POINTS							
DATE	OPPONENT	P	FGM	FGA	PCT	LG	XP	XPA	PCT	BLK	PTS	W/L	SCORE
01/08	Dolphins	P	1	1	100.0	34	3	4	75.0	0	6	W	30-12
01/15	at Chiefs	P	6	6	100.0	45	0	0	0.0	0	18	W	18-16
01/22	at Patriots	P	1	1	100.0	23	0	1	0.0	0	3	L	17-36
2016 TOTALS			3	8	8	100.0	45	3	5	60.0	0	27	2-1

2015 GAME-BY-GAME POSTSEASON STATISTICS (STEELERS)

		FIELD GOALS				EXTRA POINTS							
DATE	OPPONENT	P	FGM	FGA	PCT	LG	XP	XPA	PCT	BLK	PTS	W/L	SCORE
01/09	at Bengals	P	4	4	100.0	39	0	0	0.0	0	12	W	18-16
01/17	at Broncos	P	3	3	100.0	47	1	1	100.0	0	10	L	16-23
2015 TOTALS			2	7	7	100.0	47	1	1	100.0	0	22	1-1

**ISAIAH BUGGS' NFL REGULAR SEASON DEFENSIVE STATISTICS**

ISAIAH BUGGS' NFL POSTSEASON DEFENSIVE STATISTICS

SINGLE-GAME HIGHS: DEFENSIVE

Tackles For Loss 1 at Green Bay Packers, Oct 03, 2021

2021 GAME-BY-GAME REGULAR-SEASON STATISTICS (STEELERS)

+ - Overtime

2020 GAME-BY-GAME POSTSEASON STATISTICS (STEELERS)

DATE	OPPONENT	P/S	TACKLES							INTERCEPTIONS					O. FUMB.			ST			MISC	W/L	SCORE																																																																																																																																																																																																																																																																																																																																																																																																																																																																																																																																																																																																																																																																																																																																																																																																																																																																																																																																																																																																																																																																																																																																																																												
			TK	S	A	SK	YDS	TFL	YDS	QBH	NO	YDS	LG	TD	PD	FF	FR	TD	YDS	TK				S	A	FF	FR	S	A																																																																																																																																																																																																																																																																																																																																																																																																																																																																																																																																																																																																																																																																																																																																																																																																																																																																																																																																																																																																																																																																																																																																																																						
01/10	Browns									ON INACTIVE LIST																							L	37-48																																																																																																																																																																																																																																																																																																																																																																																																																																																																																																																																																																																																																																																																																																																																																																																																																																																																																																																																																																																																																																																																																																																																																																	
2020 TOTALS			0	0	0	0	0.0	0	0	0	0	0	0	0	0	0	0	0	0	0	0	0	0	0	0	0	0	0	0	0	0	0	0	0	0	0	0	0	0	0	0	0	0	0	0	0	0	0	0	0	0	0	0	0	0	0	0	0	0	0	0	0	0	0	0	0	0	0	0	0	0	0	0	0	0	0	0	0	0	0	0	0	0	0	0	0	0	0	0	0	0	0	0	0	0	0	0	0	0	0	0	0	0	0	0	0	0	0	0	0	0	0	0	0	0	0	0	0	0	0	0	0	0	0	0	0	0	0	0	0	0	0	0	0	0	0	0	0	0	0	0	0	0	0	0	0	0	0	0	0	0	0	0	0	0	0	0	0	0	0	0	0	0	0	0	0	0	0	0	0	0	0	0	0	0	0	0	0	0	0	0	0	0	0	0	0	0	0	0	0	0	0	0	0	0	0	0	0	0	0	0	0	0	0	0	0	0	0	0	0	0	0	0	0	0	0	0	0	0	0	0	0	0	0	0	0	0	0	0	0	0	0	0	0	0	0	0	0	0	0	0	0	0	0	0	0	0	0	0	0	0	0	0	0	0	0	0	0	0	0	0	0	0	0	0	0	0	0	0	0	0	0	0	0	0	0	0	0	0	0	0	0	0	0	0	0	0	0	0	0	0	0	0	0	0	0	0	0	0	0	0	0	0	0	0	0	0	0	0	0	0	0	0	0	0	0	0	0	0	0	0	0	0	0	0	0	0	0	0	0	0	0	0	0	0	0	0	0	0	0	0	0	0	0	0	0	0	0	0	0	0	0	0	0	0	0	0	0	0	0	0	0	0	0	0	0	0	0	0	0	0	0	0	0	0	0	0	0	0	0	0	0	0	0	0	0	0	0	0	0	0	0	0	0	0	0	0	0	0	0	0	0	0	0	0	0	0	0	0	0	0	0	0	0	0	0	0	0	0	0	0	0	0	0	0	0	0	0	0	0	0	0	0	0	0	0	0	0	0	0	0	0	0	0	0	0	0	0	0	0	0	0	0	0	0	0	0	0	0	0	0	0	0	0	0	0	0	0	0	0	0	0	0	0	0	0	0	0	0	0	0	0	0	0	0	0	0	0	0	0	0	0	0	0	0	0	0	0	0	0	0	0	0	0	0	0	0	0	0	0	0	0	0	0	0	0	0	0	0	0	0	0	0	0	0	0	0	0	0	0	0	0	0	0	0	0	0	0	0	0	0	0	0	0	0	0	0	0	0	0	0	0	0	0	0	0	0	0	0	0	0	0	0	0	0	0	0	0	0	0	0	0	0	0	0	0	0	0	0	0	0	0	0	0	0	0	0	0	0	0	0	0	0	0	0	0	0	0	0	0	0	0	0	0	0	0	0	0	0	0	0	0	0	0	0	0	0	0	0	0	0	0	0	0	0	0	0	0	0	0	0	0	0	0	0	0	0	0	0	0	0	0	0	0	0	0	0	0	0	0	0	0	0	0	0	0	0	0	0	0	0	0	0	0	0	0	0	0	0	0	0	0	0	0	0	0	0	0	0	0	0	0	0	0	0	0	0	0	0	0	0	0	0	0	0	0	0	0	0	0	0	0	0	0	0	0	0	0	0	0	0	0	0	0	0	0	0	0	0	0	0	0	0	0	0	0	0	0	0	0	0	0	0	0	0	0	0	0	0	0	0	0	0	0	0	0	0	0	0	0	0	0	0	0	0	0	0	0	0	0	0	0	0	0	0	0	0	0	0	0	0	0	0	0	0	0	0	0	0	0	0	0	0	0	0	0	0	0	0	0	0	0	0	0	0	0	0	0	0	0	0	0	0	0	0	0	0	0	0	0	0	0	0	0	0	0	0	0	0	0	0	0	0	0	0	0	0	0	0	0	0	0	0	0	0	0	0	0	0	0	0	0	0	0	0	0	0	0	0	0	0	0	0	0	0	0	0	0	0	0	0	0	0	0	0	0	0	0	0	0	0	0	0	0	0	0	0	0	0	0	0	0	0	0	0	0	0	0	0	0	0	0	0	0	0	0	0	0	0	0	0	0	0	0	0	0	0	0	0	0	0	0	0	0	0	0	0	0	0	0	0	0	0	0	0	0	0	0	0	0	0	0	0	0	0	0	0	0	0	0	0	0	0	0	0	0	0	0	0	0	0	0	0	0	0	0	0	0	0	0	0	0	0	0	0	0	0	0	0	0	0	0	0	0	0	0	0	0	0	0	0	0	0	0	0	0	0	0	0	0	0	0	0	0	0	0	0	0	0	0	0	0	0	0	0	0	0	0	0	0	0	0	0	0	0	0	0	0	0	0	0	0	0	0	0	0	0	0	0	0	0	0	0	0	0	0	0	0	0	0	0	0	0	0	0	0	0	0	0	0	0	0	0	0	0	0	0	0	0	0	0	0	0	0	0	0	0	0	0	0	0	0	0	0	0	0	0	0	0	0	0	0	0	0	0	0	0	0	0	0	0	0	0	0	0	0	0	0	0	0	0	0	0	0	0	0	0	0	0	0	0	0	0	0	0	0	0	0	0	0	0	0	0	0	0	0	0	0	0	0	0	0	0	0	0	0	0	0	0	0	0	0	0	0	0	0	0	0	0	0	0	0	0	0	0</



DEVIN BUSH'S NFL REGULAR SEASON DEFENSIVE STATISTICS


DEVIN BUSH'S NFL POSTSEASON DEFENSIVE STATISTICS

SINGLE-GAME HIGHS: DEFENSIVE

2021 GAME-BY-GAME REGULAR-SEASON STATISTICS (STEELERS)

2020 GAME-BY-GAME POSTSEASON STATISTICS (STEELERS)

			TACKLES							INTERCEPTIONS				O. FUMB.			ST			MISC									
DATE	OPPONENT	P/S	TK	S	A	SK	YDS	TFL	YDS	QBH	NO	YDS	LG	TD	PD	FF	FR	TD	YDS	TK	S	A	FF	FR	S	A	W/L	SCORE	
01/10	Browns										DID NOT PLAY															L	37-48		
2020 TOTALS			0	0	0	0	0	0	0	0	0	0	0	0	0	0	0	0	0	0	0	0	0	0	0	0	0	0-1	



11

CHASE CLAYPOOL

WIDE RECEIVER

HEIGHT: 6-4

BIRTHPLACE Abbotsford, British Columbia, Canada

WEIGHT: 238

HOW ACQUIRED: D2 '20

COLLEGE: Notre Dame

NFL EXPERIENCE: 2nd year

BORN: Jul. 7, 1998 (23)

REGULAR SEASON COMPARISON: RECEIVING - CLEVELAND BROWNS

DATE	OPP	W/L	GP/GS	REC	YDS.	AVG.	TD	LG	TGTS	YAC
10/18/20	PIT vs. CLV	W	P	4	74	18.5	0	36	4	25
1/3/21	PIT @ CLV	L	S	5	101	20.2	1	41	11	13
TOTALS		1/1	2/1	9	175	19.4	1	41	15	38

POSTSEASON COMPARISON: RECEIVING - CLEVELAND BROWNS

DATE	OPP	W/L	GP/GS	REC	YDS.	AVG.	TD	LG	TGTS	YAC
1/10/21	PIT vs. CLV	L	S	5	59	11.8	2	29t	7	13
TOTALS		0/1	1/1	5	59	11.8	2	29t	7	13

CHASE CLAYPOOL'S NFL REGULAR SEASON RUSHING/RECEIVING STATISTICS

RECEIVING												RUSHING				
DATE	TEAM	GP	GS	NO.	YDS.	AVG.	LG	TD	NO.	YDS.	AVG.	LG	TD			
2020	Steelers	16	6	62	873	14.1	84t	9	10	16	1.6	8	2			
2021	Steelers	5	4	22	358	16.3	59	1	2	22	11.0	25	0			
NFL TOTALS		21	10	84	1,231	14.7	84T	10	12	38	3.2	25	2			

CHASE CLAYPOOL'S NFL POSTSEASON RUSHING/RECEIVING STATISTICS

RECEIVING												RUSHING				
DATE	TEAM	GP	GS	NO.	YDS.	AVG.	LG	TD	NO.	YDS.	AVG.	LG	TD			
2020	Steelers	1	1	5	59	11.8	29t	2	0	0	0.0	0	0			
NFL TOTALS		1	1	5	59	11.8	29T	2	0	0	0.0	0	0			

CHASE CLAYPOOL'S NFL REGULAR SEASON RETURN STATISTICS

KICKOFF RETURNS										PUNT RETURNS				
DATE	TEAM	RET.	YDS.	AVG.	LG	TD	NO.	FC	YDS.	AVG.	LG	TD		
2020	Steelers	0	0	0.0	0	0	0	0	0	0.0	0	0		
2021	Steelers	0	0	0.0	0	0	0	0	0	0.0	0	0		
NFL TOTALS		0	0	0.0	0	0	0	0	0	0.0	0	0		

CHASE CLAYPOOL'S NFL POSTSEASON RETURN STATISTICS

KICKOFF RETURNS										PUNT RETURNS				
DATE	TEAM	RET.	YDS.	AVG.	LG	TD	NO.	FC	YDS.	AVG.	LG	TD		
2020	Steelers	0	0	0.0	0	0	0	0	0	0.0	0	0		
NFL TOTALS		0	0	0.0	0	0	0	0	0	0.0	0	0		

SINGLE-GAME HIGHS: RUSHING/RECEIVING

Rush Attempts	3 vs. Philadelphia Eagles, Oct 11, 2020 2 vs. Cincinnati Bengals, Nov 15, 2020 ...1 more at 2.	Longest Receptions	84t vs. Denver Broncos, Sep 20, 2020 59 vs. Denver Broncos, Oct 10, 2021
Rushing Yards	25 at Buffalo Bills, Sep 12, 2021 8 at New York Giants, Sep 14, 2020 25 at Buffalo Bills, Sep 12, 2021	Receiving TDs	3 vs. Philadelphia Eagles, Oct 11, 2020 2 vs. Cincinnati Bengals, Nov 15, 2020
Longest Runs	8 at New York Giants, Sep 14, 2020	All-Purpose Yards	130 vs. Denver Broncos, Oct 10, 2021 116 vs. Philadelphia Eagles, Oct 11, 2020
Rushing TDs	1 vs. Cleveland Browns, Oct 18, 2020 1 vs. Philadelphia Eagles, Oct 11, 2020	Special Teams Tackles	3 vs. Denver Broncos, Sep 20, 2020 1 at Cleveland Browns, Jan 03, 2021 ...2 more at 1.
Receptions	9 vs. Cincinnati Bengals, Sep 26, 2021 8 at Dallas Cowboys, Nov 08, 2020	Most TDs	4 vs. Philadelphia Eagles, Oct 11, 2020 2 vs. Cincinnati Bengals, Nov 15, 2020
Receiving Yards	130 vs. Denver Broncos, Oct 10, 2021 110 vs. Philadelphia Eagles, Oct 11, 2020	Receiving Average	29.3 vs. Denver Broncos, Sep 20, 2020 26.0 vs. Denver Broncos, Oct 10, 2021

SINGLE-GAME HIGHS - POSTSEASON: RECEIVING

Receptions	5 vs. Cleveland Browns, Jan 10, 2021	Receiving TDs	2 vs. Cleveland Browns, Jan 10, 2021
Receiving Yards	59 vs. Cleveland Browns, Jan 10, 2021	All-Purpose Yards	59 vs. Cleveland Browns, Jan 10, 2021
Longest Receptions	29t vs. Cleveland Browns, Jan 10, 2021	Most TDs	2 vs. Cleveland Browns, Jan 10, 2021
	15 vs. Cleveland Browns, Jan 10, 2021		
	7 vs. Cleveland Browns, Jan 10, 2021		
	7t vs. Cleveland Browns, Jan 10, 2021		
	1 vs. Cleveland Browns, Jan 10, 2021		

100-YARD RECEIVING GAMES (3): REGULAR SEASON

DATE	TEAM	NO.	YDS.	AVG.	LG	TD
10/11/20	EAGLES	7	110	15.7	35t	3
01/03/21	at Browns	5	101	20.2	41	1
10/10/21	BRONCOS	5	130	26.0	59	1

2021 GAME-BY-GAME REGULAR-SEASON STATISTICS (STEELERS)

DATE	OPPONENT	P/S	RECEIVING					RUSHING					W/L	SCORE
			NO.	YDS.	AVG.	LG	TD	NO.	YDS.	AVG.	LG	TD		
09/12	at Bills	P	3	45	15.0	22	0	1	25	25.0	25	0	W	23-16
09/19	Raiders	S	3	70	23.3	52	0	1	-3	-3.0	-3	0	L	17-26
09/26	Bengals	S	9	96	10.7	29	0	0	0	0.0	0	0	L	10-24
10/03	at Packers							ON INACTIVE LIST					L	17-27
10/10	Broncos	S	5	130	26.0	59	1	0	0	0.0	0	0	W	27-19
10/17	Seahawks	S	2	17	8.5	12	0	0	0	0.0	0	0	W	23-20+
2021 TOTALS		5-4	22	358	16.3	59	1	2	22	11.0	25	0	3-3	
+ - Overtime														

2020 GAME-BY-GAME POSTSEASON STATISTICS (STEELERS)

DATE	OPPONENT	P/S	RECEIVING					RUSHING					W/L	SCORE
			NO.	YDS.	AVG.	LG	TD	NO.	YDS.	AVG.	LG	TD		
01/10	Browns	S	5	59	11.8	29t	2	0	0	0.0	0	0	L	37-48
2020 TOTALS		1-1	5	59	11.8	29T	2	0	0	0.0	0	0	0-1	

BIRTHPLACE Blue Springs, MO

HOW ACQUIRED: D7 '20

NFL EXPERIENCE: 2nd year

BORN: Aug. 22, 1996 (25)

DATE	OPP	W/L	GP/GS	TACKLES					INT	TFL	PD	QBH	TD	MISC		
				SOLO	ASST	SACK	YDS.	FF						FR		
1/3/21	PIT @ CLV	L	P	1	0	1	0.0	0.0	0	0	0	0	0	0	0	0
TOTALS		0/1	1/0	1	0	1	0.0	0.0	0	0	0	0	0	0	0	0

[illegible][illegible]

Total Tackles 2 vs. Indianapolis Colts, Dec 27, 2020
2 at Dallas Cowboys, Nov 08, 2020

Tackles For Loss 1 at Dallas Cowboys, Nov 08, 2020

		TACKLES								INTERCEPTIONS				O. FUMB				ST				MISC							
DATE	OPPONENT	P/S	TK	S	A	SK	YDS	TFL	YDS	QBH	NO	YDS	LG	TD	PD	FF	FR	TD	YDS	TK	S	A	FF	FR	S	A	W/L	SCORE	
09/12	at Bills	P	1	1	0	0.0	0.0	0	0	0	0	0	0	0	0	0	0	0	0	0	0	0	0	0	0	0	0	W	23-16
09/19	Raiders										ON INACTIVE LIST									0	0	0	0	0	0	0	L	17-26	
09/26	Bengals										ON INACTIVE LIST																L	10-24	
10/03	at Packers										ON INACTIVE LIST																L	17-27	
10/10	Broncos										ON INACTIVE LIST																W	27-19	
10/17	Seahawks										ON INACTIVE LIST																W	23-20+	
2021 TOTALS			1-0		1	1	0	0.0	0.0	0	0	0	0	0	0	0	0	0	0	0	0	0	0	0	0	0	0	3-3	
±: Overtime																													

[illegible]



KEVIN DOTSON

OFFENSIVE LINEMAN

HEIGHT: 6-4 BIRTHPLACE: Plaquemine, LA
WEIGHT: 321 HOW ACQUIRED: D4b '20
COLLEGE: Louisiana NFL EXPERIENCE: 2nd year
BORN: Sep. 18, 1996 (25)

KEVIN DOTSON'S NFL REGULAR SEASON STATISTICS

DATE	TEAM	GP	GS
2020	Steelers	13	4
2021	Steelers	6	6
NFL TOTALS		19	10

KEVIN DOTSON'S NFL POSTSEASON STATISTICS

DATE	TEAM	GP	GS
2020	Steelers	1	0
NFL TOTALS		1	0

2021 GAME-BY-GAME REGULAR-SEASON STATISTICS (STEELERS)

DATE	OPPONENT	P/S	W/L	SCORE
09/12	at Bills	S	W	23-16
09/19	Raiders	S	L	17-26
09/26	Bengals	S	L	10-24
10/03	at Packers	S	L	17-27
10/10	Broncos	S	W	27-19
10/17	Seahawks	S	W	23-20+
2021 TOTALS		6-6	3-3	

+ - Overtime

2020 GAME-BY-GAME POSTSEASON STATISTICS (STEELERS)

DATE	OPPONENT	P/S	W/L	SCORE
01/10	Browns	P	L	37-48
2020 TOTALS		1-0	0-1	



ERIC EBRON

TIGHT END

HEIGHT: 6-4 BIRTHPLACE Newark, NJ
WEIGHT: 253 HOW ACQUIRED: UFA '20
COLLEGE: North Carolina NFL EXPERIENCE: 8th year
BORN: Apr. 10, 1993 (28)

REGULAR SEASON COMPARISON: RECEIVING - CLEVELAND BROWNS

DATE	OPP	W/L	GP/GS	REC	YDS.	AVG.	TD	LG	TGTS	YAC
11/12/17	DET vs. CLV	W	S	2	39	19.5	1	29t	3	13
10/18/20	PIT vs. CLV	W	S	2	9	4.5	0	7	4	5
TOTALS		2/0	2/2	4	48	12.0	1	7	7	18

POSTSEASON COMPARISON: RECEIVING - CLEVELAND BROWNS

DATE	OPP	W/L	GP/GS	REC	YDS.	AVG.	TD	LG	TGTS	YAC
1/10/21	PIT vs. CLV	L	P	7	62	8.9	1	17t	11	36
TOTALS		0/1	1/0	7	62	8.9	1	17t	11	36

ERIC EBRON'S NFL REGULAR SEASON RUSHING/RECEIVING STATISTICS

DATE	TEAM	GP GS		RECEIVING					RUSHING				
				NO.	YDS.	AVG.	LG	TD	NO.	YDS.	AVG.	LG	TD
2014	Lions	13	7	25	248	9.9	22	1	0	0	0.0	0	0
2015	Lions	14	8	47	537	11.4	55	5	0	0	0.0	0	0
2016	Lions	13	13	61	711	11.7	61	1	1	1	1.0	1t	1
2017	Lions	16	9	53	574	10.8	44	4	0	0	0.0	0	0
2018	Colts	16	8	66	750	11.4	53t	13	3	-8	-2.7	2t	1
2019	Colts	11	2	31	375	12.1	48t	3	0	0	0.0	0	0
2020	Steelers	15	9	56	558	10.0	27	5	0	0	0.0	0	0
2021	Steelers	6	2	7	47	6.7	19	0	1	1	1.0	1t	1
NFL TOTALS		104	58	346	3,800	11.0	61	32	5	-6	-1.2	2T	3

ERIC EBRON'S NFL POSTSEASON RUSHING/RECEIVING STATISTICS

DATE	TEAM	GP GS		RECEIVING					RUSHING				
				NO.	YDS.	AVG.	LG	TD	NO.	YDS.	AVG.	LG	TD
2014	Lions	1	1	3	21	7.0	8	0	0	0	0.0	0	0
2016	Lions	1	1	2	23	11.5	12	0	0	0	0.0	0	0
2018	Colts	2	1	8	77	9.6	21	1	0	0	0.0	0	0
2020	Steelers	1	0	7	62	8.9	17t	1	0	0	0.0	0	0
NFL TOTALS		5	3	20	183	9.2	21	2	0	0	0.0	0	0

ERIC EBRON'S NFL REGULAR SEASON RETURN STATISTICS

		KICKOFF RETURNS					PUNT RETURNS					
DATE	TEAM	RET.	YDS.	AVG.	LG	TD	NO.	FC	YDS.	AVG.	LG	TD
2014	Lions	0	0	0.0	0	0	0	0	0	0.0	0	0
2015	Lions	0	0	0.0	0	0	0	0	0	0.0	0	0
2016	Lions	0	0	0.0	0	0	0	0	0	0.0	0	0
2017	Lions	0	0	0.0	0	0	0	0	0	0.0	0	0
2018	Colts	0	0	0.0	0	0	0	0	0	0.0	0	0
2019	Colts	0	0	0.0	0	0	0	0	0	0.0	0	0
2020	Steelers	0	0	0.0	0	0	0	0	0	0.0	0	0
2021	Steelers	0	0	0.0	0	0	0	0	0	0.0	0	0
NFL TOTALS		0	0	0.0	0	0	0	0	0	0.0	0	0

ERIC EBRON'S NFL POSTSEASON RETURN STATISTICS

KICKOFF RETURNS						PUNT RETURNS						
DATE	TEAM	RET.	YDS.	AVG.	LG	TD	NO.	FC	YDS.	AVG.	LG	TD
2014	Lions	0	0	0.0	0	0	0	0	0	0.0	0	0
2016	Lions	0	0	0.0	0	0	0	0	0	0.0	0	0
2018	Colts	0	0	0.0	0	0	0	0	0	0.0	0	0
2020	Steelers	0	0	0.0	0	0	0	0	0	0.0	0	0
NFL TOTALS		0	0	0.0	0	0	0	0	0	0.0	0	0

SINGLE-GAME HIGHS: RUSHING/RECEIVING

Rush Attempts	1 at Jacksonville Jaguars, Dec 02, 2018 1 vs. Jacksonville Jaguars, Nov 11, 2018 ...2 more at 1.	Longest Receptions	61 vs. Jacksonville Jaguars, Nov 20, 2016 55 vs. Minnesota Vikings, Oct 25, 2015 2 vs. Miami Dolphins, Nov 25, 2018
Rushing Yards	2 vs. Jacksonville Jaguars, Nov 11, 2018 1 vs. Jacksonville Jaguars, Nov 20, 2016	Receiving TDs	2 vs. Jacksonville Jaguars, Nov 11, 2018 ...1 more at 2.
Longest Runs	21 vs. Jacksonville Jaguars, Nov 11, 2018 11 vs. Seattle Seahawks, Oct 17, 2021 ...1 more at 1.	All-Purpose Yards	105 at New England Patriots, Oct 04, 2018 94 at Tampa Bay Buccaneers, Dec 10, 2017
Rushing TDs	1 vs. Jacksonville Jaguars, Nov 11, 2018 1 vs. Jacksonville Jaguars, Nov 20, 2016	Miscellaneous Tackles	1 vs. Miami Dolphins, Nov 10, 2019 1 vs. Miami Dolphins, Nov 25, 2018 ...3 more at 1.
Receptions	10 at Jacksonville Jaguars, Dec 02, 2018 10 at Tampa Bay Buccaneers, Dec 10, 2017	Most TDs	3 vs. Jacksonville Jaguars, Nov 11, 2018 2 vs. Miami Dolphins, Nov 25, 2018 ...1 more at 2.
Receiving Yards	105 at New England Patriots, Oct 04, 2018 94 at Tampa Bay Buccaneers, Dec 10, 2017	Receiving Average	23.3 vs. Jacksonville Jaguars, Nov 20, 2016 23.0 vs. Jacksonville Jaguars, Nov 11, 2018

SINGLE-GAME HIGHS - POSTSEASON: RECEIVING

Receptions	7 vs. Cleveland Browns, Jan 10, 2021 5 at Kansas City Chiefs, Jan 12, 2019 3 at Houston Texans, Jan 05, 2019 3 at Dallas Cowboys, Jan 04, 2015 2 at Seattle Seahawks, Jan 07, 2017	Receiving TDs	1 vs. Cleveland Browns, Jan 10, 2021 1 at Houston Texans, Jan 05, 2019
Receiving Yards	62 vs. Cleveland Browns, Jan 10, 2021 51 at Kansas City Chiefs, Jan 12, 2019 26 at Houston Texans, Jan 05, 2019 23 at Seattle Seahawks, Jan 07, 2017 21 at Dallas Cowboys, Jan 04, 2015	All-Purpose Yards	62 vs. Cleveland Browns, Jan 10, 2021 51 at Kansas City Chiefs, Jan 12, 2019 26 at Houston Texans, Jan 05, 2019 23 at Seattle Seahawks, Jan 07, 2017 21 at Dallas Cowboys, Jan 04, 2015
Longest Receptions	21 at Kansas City Chiefs, Jan 12, 2019 17t vs. Cleveland Browns, Jan 10, 2021 17 at Kansas City Chiefs, Jan 12, 2019 15 at Houston Texans, Jan 05, 2019 12 at Seattle Seahawks, Jan 07, 2017	Most TDs	1 vs. Cleveland Browns, Jan 10, 2021 1 at Houston Texans, Jan 05, 2019

100-YARD RECEIVING GAMES (1): REGULAR SEASON

DATE	TEAM	NO.	YDS.	AVG.	LG	TD
10/04/18	at Patriots	9	105	11.7	28	2

2021 GAME-BY-GAME REGULAR-SEASON STATISTICS (STEELERS)

		RECEIVING					RUSHING					W/L	SCORE
DATE	OPPONENT	P/S	NO.	YDS.	AVG.	LG	TD	NO.	YDS.	AVG.	LG		
09/12	at Bills	S	1	19	19.0	19	0	0	0	0.0	0	0	W 23-16
09/19	Raiders	P	0	0	0.0	0	0	0	0	0.0	0	0	L 17-26
09/26	Bengals	P	0	0	0.0	0	0	0	0	0.0	0	0	L 10-24
10/03	at Packers	S	2	8	4.0	4	0	0	0	0.0	0	0	L 17-27
10/10	Broncos	P	2	10	5.0	5	0	0	0	0.0	0	0	W 27-19
10/17	Seahawks	P	2	10	5.0	6	0	1	1	1.0	1t	1	W 23-20+
2021 TOTALS	6-2		7	47	6.7	19	0	1	1	1.0	1T	1	3-3
+ - Overtime													

2020 GAME-BY-GAME POSTSEASON STATISTICS (STEELERS)

		RECEIVING					RUSHING					W/L	SCORE
DATE	OPPONENT	P/S	NO.	YDS.	AVG.	LG	TD	NO.	YDS.	AVG.	LG		
01/10	Browns	P	7	62	8.9	17t	1	0	0	0.0	0	0	L 37-48
2020 TOTALS	1-0		7	62	8.9	17T	1	0	0	0.0	0	0	0-1

2018 GAME-BY-GAME POSTSEASON STATISTICS (COLTS)

		RECEIVING					RUSHING					W/L	SCORE
DATE	OPPONENT	P/S	NO.	YDS.	AVG.	LG	TD	NO.	YDS.	AVG.	LG		
01/05	at Texans	S	3	26	8.7	15	1	0	0	0.0	0	0	W 21-7
01/12	at Chiefs	P	5	51	10.2	21	0	0	0	0.0	0	0	L 13-31
2018 TOTALS	2-1		8	77	9.6	21	1	0	0	0.0	0	0	1-1

2016 GAME-BY-GAME POSTSEASON STATISTICS (LIONS)

		RECEIVING					RUSHING					W/L	SCORE
DATE	OPPONENT	P/S	NO.	YDS.	AVG.	LG	TD	NO.	YDS.	AVG.	LG		
01/07	at Seahawks	S	2	23	11.5	12	0	0	0	0.0	0	0	L 6-26
2016 TOTALS	1-1		2	23	11.5	12	0	0	0	0.0	0	0	0-1

2014 GAME-BY-GAME POSTSEASON STATISTICS (LIONS)

		RECEIVING					RUSHING					W/L	SCORE
DATE	OPPONENT	P/S	NO.	YDS.	AVG.	LG	TD	NO.	YDS.	AVG.	LG		
01/04	at Cowboys	S	3	21	7.0	8	0	0	0	0.0	0	0	L 20-24
2014 TOTALS	1-1		3	21	7.0	8	0	0	0	0.0	0	0	0-1



TERRELL EDMUNDS

SAFETY

HEIGHT: 6-1 BIRTHPLACE Danville, VA
WEIGHT: 217 HOW ACQUIRED: D1 '18
COLLEGE: Virginia Tech NFL EXPERIENCE: 4th year
BORN: Jan. 20, 1997 (24)

REGULAR SEASON COMPARISON: DEFENSIVE - CLEVELAND BROWNS

DATE	OPP	W/L/T	GP/GS	TACKLES			SACK	YDS.	INT	TFL	PD	QBH	MISC		
				TOT	SOLO	ASST							TD	FF	FR
9/9/18	PIT @ CLV	T	S	0	0	0	0.0	0.0	0	0	1	1	0	0	0
10/28/18	PIT vs. CLV	W	S	3	2	1	0.0	0.0	0	0	0	0	0	0	0
11/14/19	PIT @ CLV	L	S	3	3	0	0.0	0.0	0	0	0	0	0	0	0
12/1/19	PIT vs. CLV	W	S	6	4	2	0.0	0.0	0	0	0	0	0	0	0
10/18/20	PIT vs. CLV	W	S	2	1	1	0.0	0.0	0	0	1	0	0	0	0
TOTALS				14	10	4	0.0	0.0	0	0	2	1	0	0	0

POSTSEASON COMPARISON: DEFENSIVE - CLEVELAND BROWNS

DATE	OPP	W/L	GP/GS	TACKLES			SACK	YDS.	INT	TFL	PD	QBH	MISC		
				TOT	SOLO	ASST							TD	FF	FR
1/10/21	PIT vs. CLV	L	S	6	3	3	0.0	0.0	0	1	1	0	0	0	0
TOTALS				6	3	3	0.0	0.0	0	1	1	0	0	0	0

TERRELL EDMUNDS' NFL REGULAR SEASON DEFENSIVE STATISTICS

DATE	TEAM	GP	GS	TK	S	TACKLES					INTERCEPTIONS					O. FUMB			ST			MISC					
						A	TFL	YDS	SK	YDS	QBH	NO	YDS	LG	TD	PD	FF	FR	TD	YDS	TK	S	A	FF	FR	S	A
2018	Steelers	16	15	73	52	21	1	9	1.0	9.0	3	1	35	35	0	4	0	1	0	0	5	3	2	0	0	0	0
2019	Steelers	16	16	105	71	34	2	7	0.0	0.0	2	0	0	0	0	3	0	0	0	0	0	0	0	0	0	0	
2020	Steelers	15	12	68	46	22	1	11	1.0	11.0	1	2	11	7	0	8	0	0	0	0	0	0	0	0	0	0	
2021	Steelers	6	6	33	23	10	3	2	0.0	0.0	0	1	15	15	0	1	0	0	0	0	0	0	0	0	0	0	
NFL TOTALS		53	49	279	192	87	7	29	2.0	20.0	6	4	61	35	0	16	0	1	0	0	5	3	2	0	0	0	0

TERRELL EDMUNDS' NFL POSTSEASON DEFENSIVE STATISTICS

DATE	TEAM	GP	GS	TACKLES										INTERCEPTIONS					O. FUMB			ST			MISC	
				TK	S	A	TFL	YDS	SK	YDS	QBH	NO	YDS	LG	TD	PD	FF	FR	TD	YDS	TK	S	A	FF	FR	S
2020	Steelers	1	1	6	3	3	1	1	0.0	0.0	0	0	0	0	0	0	0	0	0	0	0	0	0	0	0	
NFL TOTALS		1	1	6	3	3	1	1	0.0	0.0	0	0	0	0	1	0	0	0	0	0	0	0	0	0	0	

SINGLE-GAME HIGHS: DEFENSIVE

Total Tackles	11 vs. Buffalo Bills, Dec 15, 2019	Tackles For Loss	2 vs. Las Vegas Raiders, Sep 19, 2021
	11 vs. Seattle Seahawks, Sep 15, 2019		1 vs. Cincinnati Bengals, Sep 26, 2021
Sacks	1.0 vs. Denver Broncos, Sep 20, 2020	Interceptions	...4 more at 1.
	1.0 vs. Los Angeles Chargers, Dec 02, 2018		2 at Jacksonville Jaguars, Nov 22, 2020
Passes Defensed	2 at Jacksonville Jaguars, Nov 22, 2020	Interception Return Yards	1 at Tampa Bay Buccaneers, Sep 24, 2018
	2 at Tennessee Titans, Oct 25, 2020		35 at Tampa Bay Buccaneers, Sep 24, 2018
Fumble Recoveries	1 vs. Baltimore Ravens, Sep 30, 2018	Special Teams Tackles	15 vs. Cincinnati Bengals, Sep 26, 2021
			1 vs. Cincinnati Bengals, Dec 30, 2018
			1 vs. Los Angeles Chargers, Dec 02, 2018
			...3 more at 1.

SINGLE-GAME HIGHS - POSTSEASON: DEFENSIVE


Total Tackles	6 vs. Cleveland Browns, Jan 10, 2021	Tackles For Loss	1 vs. Cleveland Browns, Jan 10, 2021
Passes Defensed	1 vs. Cleveland Browns, Jan 10, 2021		

2021 GAME-BY-GAME REGULAR-SEASON STATISTICS (STEELERS)

DATE	OPPONENT	P/S	TACKLES							INTERCEPTIONS					O. FUMB			ST			MISC		W/L	SCORE			
			TK	S	A	SK	YDS	TFL	YDS	QBH	NO	YDS	LG	TD	PD	FF	FR	TD	YDS	TK	S	A			FF	FR	S
09/12	at Bills	S	5	4	1	0.0	0.0	0	0	0	0	0	0	0	0	0	0	0	0	0	0	0	0	0	W	23-16	
09/19	Raiders	S	6	5	1	0.0	0.0	2	2	0	0	0	0	0	0	0	0	0	0	0	0	0	0	0	L	17-26	
09/26	Bengals	S	5	2	3	0.0	0.0	1	0	1	15	15	0	1	0	0	0	0	0	0	0	0	0	0	L	10-24	
10/03	at Packers	S	7	6	1	0.0	0.0	0	0	0	0	0	0	0	0	0	0	0	0	0	0	0	0	0	L	17-27	
10/10	Broncos	S	7	4	3	0.0	0.0	0	0	0	0	0	0	0	0	0	0	0	0	0	0	0	0	0	W	27-19	
10/17	Seahawks	S	3	2	1	0.0	0.0	0	0	0	0	0	0	0	0	0	0	0	0	0	0	0	0	0	W	23-20+	
2021 TOTALS		6-6	33	23	10	0.0	0.0	3	2	0	1	15	15	0	1	0	0	0	0	0	0	0	0	0	3-3		
+ - Overtime																											

+ - Overtime

[illegible]



67

B.J. FINNEY
CENTER/GUARD

HEIGHT: 6-4

BIRTHPLACE Wichita, KS

WEIGHT: 318

HOW ACQUIRED: UDFA '15

COLLEGE: Kansas State

NFL EXPERIENCE: 6th year

BORN: Oct. 26, 1991 (30)

B.J. FINNEY'S NFL REGULAR SEASON STATISTICS

DATE	TEAM	GP	GS
2016	Steelers	13	3
2017	Steelers	14	4
2018	Steelers	16	2
2019	Steelers	16	4
2020	Seahawks	6	0
2021	Steelers	4	0
NFL TOTALS		69	13

B.J. FINNEY'S NFL POSTSEASON STATISTICS

DATE	TEAM	GP	GS
2016	Steelers	0	0
2017	Steelers	1	0
NFL TOTALS		1	0

2021 GAME-BY-GAME REGULAR-SEASON STATISTICS (STEELERS)

DATE	OPPONENT	P/S		W/L	SCORE
09/12	at Bills		DID NOT PLAY (NON-INJURY)	W	23-16
09/19	Raiders	P		L	17-26
09/26	Bengals	P		L	10-24
10/03	at Packers	P	DID NOT PLAY (NON-INJURY)	L	17-27
10/10	Broncos			W	27-19
10/17	Seahawks	P		W	23-20+
2021 TOTALS		4-0		3-3	

+ - Overtime

2017 GAME-BY-GAME POSTSEASON STATISTICS (STEELERS)

DATE	OPPONENT	P/S		W/L	SCORE
01/14	Jaguars	P		L	42-45
2017 TOTALS		1-0		0-1	

2016 GAME-BY-GAME POSTSEASON STATISTICS (STEELERS)

DATE	OPPONENT	P/S		W/L	SCORE
01/08	Dolphins		INACTIVE	W	30-12
01/15	at Chiefs		INACTIVE	W	18-16
01/22	at Patriots		INACTIVE	L	17-36
2016 TOTALS		0-0		2-1	



39

MINKAH FITZPATRICK

SAFETY

HEIGHT: 6-1

BIRTHPLACE: Old Bridge, NJ

WEIGHT: 207

HOW ACQUIRED: TR '19 (MIA)

COLLEGE: Alabama

NFL EXPERIENCE: 4th year

BORN: Nov. 17, 1996 (24)

AP AP

PRO BOWL

'19 '20 '19 '20

REGULAR SEASON COMPARISON: DEFENSIVE - CLEVELAND BROWNS

DATE	OPP	W/L	GP/ GS	TACKLES			ASST	SACK	YDS.	INT	TFL	PD	QBH	MISC		
				TOT	SOLO									TD	FF	FR
11/14/19	PIT @ CLV	L	S	2	0		2	0.0	0.0	0	0	0	0	0	0	0
12/1/19	PIT vs. CLV	W	S	3	2		1	0.0	0.0	0	0	1	0	0	0	0
10/18/20	PIT vs. CLV	W	S	1	0		1	0.0	0.0	1	0	1	0	0	0	0
1/3/21	PIT @ CLV	L	S	5	4		1	0.0	0.0	0	0	1	0	0	0	0
TOTALS		2/2	4/4	11	6		5	0.0	0.0	1	0	3	0	0	0	0

POSTSEASON COMPARISON: DEFENSIVE - CLEVELAND BROWNS

DATE	OPP	W/L	GP/ GS	TACKLES			ASST	SACK	YDS.	INT	TFL	PD	QBH	MISC		
				TOT	SOLO									TD	FF	FR
1/10/21	PIT vs. CLV	L	S	6	4		2	0.0	0.0	0	0	0	0	0	0	0
TOTALS		0/1	1/1	6	4		2	0.0	0.0	0	0	0	0	0	0	0

MINKAH FITZPATRICK'S NFL REGULAR SEASON DEFENSIVE STATISTICS

DATE	TEAM	GP	GS	TACKLES							INTERCEPTIONS					O. FUMB					ST			MISC			
				TK	S	A	TFL	YDS	SK	YDS	QBH	NO	YDS	LG	TD	PD	FF	FR	TD	YDS	TK	S	A	FF	FR	S	A
2018	Dolphins	16	11	79	50	29	2	5	0.0	0.0	0	2	64	50t	1	9	0	0	0	1	1	0	0	0	0	0	
2019	Dolphins	2	2	11	7	4	0	0	0.0	0.0	0	0	0	0	0	0	1	1	0	0	0	0	0	0	0	0	
Went from Miami to Pittsburgh.																											
2019	Steelers	14	14	57	36	21	1	1	0.0	0.0	1	5	130	96t	1	9	1	2	1	79	0	0	0	0	0	0	0
2019	TOTAL	16	16	68	43	25	1	1	0.0	0.0	1	5	130	96t	1	9	2	3	1	79	1	1	0	0	0	0	0
2020	Steelers	16	16	79	60	19	1	1	0.0	0.0	0	4	77	37	1	11	1	1	0	-1	0	0	0	0	0	0	0
2021	Steelers	6	6	47	31	16	1	1	0.0	0.0	0	0	0	0	0	0	1	0	0	0	0	0	0	0	0	0	
NFL TOTALS		54	49	273	184	89	5	8	0.0	0.0	1	11	271	96T	3	29	4	4	1	78	2	2	0	0	0	0	0

MINKAH FITZPATRICK'S NFL POSTSEASON DEFENSIVE STATISTICS

DATE	TEAM	GP	GS	TACKLES								INTERCEPTIONS				O. FUMB				ST				MISC			
				TK	S	A	TFL	YDS	SK	YDS	QBH	NO	YDS	LG	TD	PD	FF	FR	TD	YDS	TK	S	A	FF	FR	S	A
2020	Steelers	1	1	6	4	2	0	0	0.0	0.0	0	0	0	0	0	0	0	0	0	0	0	0	0	0	0		
NFL TOTALS		1	1	6	4	2	0	0	0.0	0.0	0	0	0	0	0	0	0	0	0	0	0	0	0	0	0		

SINGLE-GAME HIGHS: DEFENSIVE

Total Tackles	10 vs. Denver Broncos, Oct 10, 2021 10 at Buffalo Bills, Sep 12, 2021 ...2 more at 10.	Tackles For Loss	1 vs. Denver Broncos, Oct 10, 2021 1 at Cincinnati Bengals, Dec 21, 2020 ...3 more at 1.
Passes Defensed	2 vs. Baltimore Ravens, Dec 02, 2020 2 at Jacksonville Jaguars, Nov 22, 2020 ...6 more at 2.	Interceptions	2 at Jacksonville Jaguars, Nov 22, 2020 2 vs. Miami Dolphins, Oct 28, 2019
Forced Fumbles	1 vs. Seattle Seahawks, Oct 17, 2021 1 at Baltimore Ravens, Nov 01, 2020 ...2 more at 1.	Interception Return Yards	96 vs. Indianapolis Colts, Nov 03, 2019 50 at Minnesota Vikings, Dec 16, 2018
Fumble Recoveries	1 at Dallas Cowboys, Nov 08, 2020 1 at Cincinnati Bengals, Nov 24, 2019 ...2 more at 1.	Special Teams Tackles	1 vs. Baltimore Ravens, Sep 08, 2019 1 vs. Detroit Lions, Oct 21, 2018

SINGLE-GAME HIGHS - POSTSEASON: DEFENSIVE

Total Tackles	6 vs. Cleveland Browns, Jan 10, 2021
---------------	--------------------------------------

[illegible]



88

PAT FREIERMUTH

(Friar-mooth)

TIGHT END

HEIGHT: 6-5

BIRTHPLACE Merrimac, MA

WEIGHT: 258

HOW ACQUIRED: D2 '21

COLLEGE: Penn State

NFL EXPERIENCE: R

BORN: Oct. 25, 1998 (23)

PAT FREIERMUTH'S NFL REGULAR SEASON RUSHING/RECEIVING STATISTICS

DATE	TEAM	GP	GS	RECEIVING				TD	RUSHING				TD
				NO.	YDS.	AVG.	LG		NO.	YDS.	AVG.	LG	
2021	Steelers	6	3	18	158	8.8	24	1	0	0	0.0	0	0
NFL TOTALS		6	3	18	158	8.8	24	1	0	0	0.0	0	0

PAT FREIERMUTH'S NFL REGULAR SEASON RETURN STATISTICS

		KICKOFF RETURNS					PUNT RETURNS					
DATE	TEAM	RET.	YDS.	AVG.	LG	TD	NO.	FC	YDS.	AVG.	LG	TD
2021	Steelers	0	0	0.0	0	0	0	0	0	0.0	0	0
NFL TOTALS		0	0	0.0	0	0	0	0	0	0.0	0	0

SINGLE-GAME HIGHS: RECEIVING

- Receptions

4 vs. Las Vegas Raiders, Sep 19, 2021
3 vs. Cincinnati Bengals, Sep 26, 2021
- Receiving Yards

58 vs. Seattle Seahawks, Oct 17, 2021
36 vs. Las Vegas Raiders, Sep 19, 2021
- Longest Receptions

24 at Buffalo Bills, Sep 12, 2021
15 vs. Cincinnati Bengals, Sep 26, 2021
- Receiving TDs

1 vs. Cincinnati Bengals, Sep 26, 2021
- All-Purpose Yards

58 vs. Seattle Seahawks, Oct 17, 2021
36 vs. Las Vegas Raiders, Sep 19, 2021
- Most TDs

1 vs. Cincinnati Bengals, Sep 26, 2021
- Receiving Average

9.0 vs. Las Vegas Raiders, Sep 19, 2021
8.3 vs. Seattle Seahawks, Oct 17, 2021

2021 GAME-BY-GAME REGULAR-SEASON STATISTICS (STEELERS)

DATE	OPPONENT	P/S	RECEIVING					RUSHING					W/L	SCORE
			NO.	YDS.	AVG.	LG	TD	NO.	YDS.	AVG.	LG	TD		
09/12	at Bills	S	1	24	24.0	24	0	0	0	0.0	0	0	W	23-16
09/19	Raiders	S	4	36	9.0	14	0	0	0	0.0	0	0	L	17-26
09/26	Bengals	P	3	22	7.3	15	1	0	0	0.0	0	0	L	10-24
10/03	at Packers	S	1	11	11.0	11	0	0	0	0.0	0	0	L	17-27
10/10	Broncos	P	2	7	3.5	4	0	0	0	0.0	0	0	W	27-19
10/17	Seahawks	P	7	58	8.3	12	0	0	0	0.0	0	0	W	23-20+
2021 TOTALS		6-3	18	158	8.8	24	1	0	0	0.0	0	0	3-3	

+ - Overtime



81

ZACH GENTRY

TIGHT END

HEIGHT: 6-8
WEIGHT: 265
COLLEGE: Michigan
BORN: Sep. 10, 1996 (25)

BIRTHPLACE: Albuquerque, NM
HOW ACQUIRED: D5 '19
NFL EXPERIENCE: 3rd year

ZACH GENTRY'S NFL REGULAR SEASON RUSHING/RECEIVING STATISTICS

DATE	TEAM	GP	GS	RECEIVING				TD	RUSHING				TD
				NO.	YDS.	AVG.	LG		NO.	YDS.	AVG.	LG	
2019	Steelers	4	0	1	4	4.0	4	0	0	0	0.0	0	0
2020	Steelers	2	1	0	0	0.0	0	0	0	0	0.0	0	0
2021	Steelers	6	3	3	21	7.0	13	0	0	0	0.0	0	0
NFL TOTALS		12	4	4	25	6.3	13	0	0	0	0.0	0	0

ZACH GENTRY'S NFL POSTSEASON RUSHING/RECEIVING STATISTICS

DATE	TEAM	GP	GS	RECEIVING				TD	RUSHING				TD
				NO.	YDS.	AVG.	LG		NO.	YDS.	AVG.	LG	
2020	Steelers	0	0	0	0	0.0	0	0	0	0	0.0	0	0
NFL TOTALS		0	0	0	0	0.0	0	0	0	0	0.0	0	0

ZACH GENTRY'S NFL REGULAR SEASON RETURN STATISTICS

KICKOFF RETURNS							PUNT RETURNS					
DATE	TEAM	RET.	YDS.	AVG.	LG	TD	NO.	FC	YDS.	AVG.	LG	TD
2019	Steelers	0	0	0.0	0	0	0	0	0	0.0	0	0
2020	Steelers	0	0	0.0	0	0	0	0	0	0.0	0	0
2021	Steelers	0	0	0.0	0	0	0	0	0	0.0	0	0
NFL TOTALS		0	0	0.0	0	0	0	0	0	0.0	0	0

ZACH GENTRY'S NFL POSTSEASON RETURN STATISTICS

KICKOFF RETURNS							PUNT RETURNS						
DATE	TEAM	RET.	YDS.	AVG.	LG	TD	NO.	FC	YDS.	AVG.	LG	TD	
2020	Steelers	0	0	0.0	0	0	0	0	0	0.0	0	0	
NFL TOTALS		0	0	0.0	0	0	0	0	0	0.0	0	0	

SINGLE-GAME HIGHS: RECEIVING

- Receptions

1 vs. Denver Broncos, Oct 10, 2021
1 at Green Bay Packers, Oct 03, 2021
...2 more at 1.
- Receiving Yards

13 vs. Denver Broncos, Oct 10, 2021
10 at Green Bay Packers, Oct 03, 2021
- Longest Receptions

13 vs. Denver Broncos, Oct 10, 2021
10 at Green Bay Packers, Oct 03, 2021
- All-Purpose Yards

13 vs. Denver Broncos, Oct 10, 2021
10 at Green Bay Packers, Oct 03, 2021
- Miscellaneous Tackles

1 at San Francisco 49ers, Sep 22, 2019

2021 GAME-BY-GAME REGULAR-SEASON STATISTICS (STEELERS)

DATE	OPPONENT	P/S	RECEIVING					RUSHING						
			NO.	YDS.	AVG.	LG	TD	NO.	YDS.	AVG.	LG	TD	W/L	SCORE
09/12	at Bills	P	1	-2	-2.0	-2	0	0	0	0.0	0	0	W	23-16
09/19	Raiders	P	0	0	0.0	0	0	0	0	0.0	0	0	L	17-26
09/26	Bengals	S	0	0	0.0	0	0	0	0	0.0	0	0	L	10-24
10/03	at Packers	P	1	10	10.0	10	0	0	0	0.0	0	0	L	17-27
10/10	Broncos	S	1	13	13.0	13	0	0	0	0.0	0	0	W	27-19
10/17	Seahawks	S	0	0	0.0	0	0	0	0	0.0	0	0	W	23-20+
2021 TOTALS		6-3	3	21	7.0	13	0	0	0	0.0	0	0	3-3	
+ - Overtime														

2020 GAME-BY-GAME POSTSEASON STATISTICS (STEELERS)

			RECEIVING					RUSHING							
DATE	OPPONENT	P/S	NO.	YDS.	AVG.	LG	TD	NO.	YDS.	AVG.	LG	TD	W/L	SCORE	
01/10	Browns		DID NOT PLAY											L	37-48
2020 TOTALS		0-0	0	0	0.0	0	0	0	0	0.0	0	0	0-1		




[illegible]

1 more at 2

TACKLES	INTERCEPTIONS	2 FUMB
---------	---------------	--------

+ - Overtime

TACKLES	INTERCEPTIONS	O. FUMBS
---------	---------------	----------



53

KENDRICK GREEN

CENTER

HEIGHT: 6-4

WEIGHT: 315

COLLEGE: Illinois

BORN: Dec. 22, 1998 (22)

BIRTHPLACE Peoria, IL

HOW ACQUIRED: D3 '21

NFL EXPERIENCE: R


KENDRICK GREEN'S NFL REGULAR SEASON STATISTICS

DATE	TEAM	GP	GS
2021	Steelers	6	6
NFL TOTALS		6	6

2021 GAME-BY-GAME REGULAR-SEASON STATISTICS (STEELERS)

DATE	OPPONENT	P/S	W/L	SCORE
09/12	at Bills	S	W	23-16
09/19	Raiders	S	L	17-26
09/26	Bengals	S	L	10-24
10/03	at Packers	S	L	17-27
10/10	Broncos	S	W	27-19
10/17	Seahawks	S	W	23-20+
2021 TOTALS		6-6	3-3	

+ - Overtime



23

JOE HADEN

CORNERBACK

HEIGHT: 5-11 BIRTHPLACE: Fort Washington, MD
 WEIGHT: 195 HOW ACQUIRED: FA '17
 COLLEGE: Florida NFL EXPERIENCE: 12th year
 BORN: Apr. 14, 1989 (32)

AP
 '13 '13 '14 '19

REGULAR SEASON COMPARISON: DEFENSIVE - CLEVELAND BROWNS

DATE	OPP	W/L/T	GP/GS	TACKLES			ASST	SACK	YDS.	INT	TFL	PD	QBH	TD	MISC		
				TOT	SOLO										FF	FR	
9/10/17	PIT @ CLV	W	S	6	4		2	1.0	3.0	0	1	1	1	0	0	0	0
12/31/17	PIT vs. CLV	W	S	2	2		0	0.0	0.0	0	0	1	0	0	0	0	0
9/9/18	PIT @ CLV	T	S	3	2		1	0.0	0.0	0	0	1	0	0	0	0	0
10/28/18	PIT vs. CLV	W	S	3	3		0	0.0	0.0	1	2	2	0	0	0	0	0
11/14/19	PIT @ CLV	L	S	3	3		0	0.0	0.0	0	0	0	0	0	0	0	0
12/1/19	PIT vs. CLV	W	S	2	2		0	0.0	0.0	1	0	1	0	0	0	0	0
10/18/20	PIT vs. CLV	W	S	3	3		0	0.0	0.0	0	0	3	0	0	0	0	0
TOTALS		5/1/1	7/7	22	19		3	1.0	3.0	2	3	9	1	0	0	0	0

JOE HADEN'S NFL REGULAR SEASON DEFENSIVE STATISTICS

DATE	TEAM	GP	GS	TK	S	TACKLES			YDS	QBH	INTERCEPTIONS				O. FUMBS			ST			MISC				
						A	FL	SK			NO	YDS	LG	TD	PD	FF	FR	TD	YDS	TK		S	A	FF	FR
2010	Browns	16	7	56	49	7	0	0	1.0	5.0	0	6	101	62	0	18	1	0	0	8	8	0	0	0	0
2011	Browns	15	15	65	53	12	2	0	1.0	0.0	1	0	0	0	19	1	0	0	0	0	0	0	0	0	
2012	Browns	11	11	51	40	11	0	0	0.0	0.0	0	3	64	50	0	11	1	0	0	0	0	0	0	0	0
2013	Browns	15	15	54	43	11	0	0	0.0	0.0	0	4	57	29	1	20	0	0	0	0	0	0	0	0	0
2014	Browns	15	15	73	58	15	1	3	0.0	0.0	0	3	0	0	20	1	2	0	34	0	0	0	0	0	0
2015	Browns	5	5	22	18	4	0	0	0.0	0.0	0	0	0	0	2	0	1	0	0	0	0	0	0	0	0
2016	Browns	13	13	48	37	11	0	0	0.0	0.0	0	3	9	9	0	11	0	0	0	0	0	0	0	0	0
2017	Browns	1	1	0	0	0	0	0	0.0	0.0	0	0	0	0	0	0	0	0	0	0	0	0	0	0	0
Went from Cleveland to Pittsburgh.																									
2017	Steelers	10	10	20	18	2	1	3	1.0	3.0	1	1	1	1	0	7	0	0	0	0	0	0	0	0	0
2017	TOTAL	11	11	20	18	2	1	3	1.0	3.0	1	1	1	1	0	7	0	0	0	0	0	0	0	0	0
2018	Steelers	15	15	63	51	12	2	2	0.0	0.0	0	2	0	0	0	12	1	0	0	0	0	0	0	0	0
2019	Steelers	16	16	65	59	6	3	7	0.0	0.0	0	5	20	16	0	17	1	1	0	3	0	0	0	0	0
2020	Steelers	14	14	52	44	8	2	1	0.0	0.0	0	2	38	24	1	12	0	0	0	0	0	0	0	0	0
2021	Steelers	5	5	20	11	9	0	0	0.0	0.0	0	0	0	0	0	2	1	0	0	0	0	0	0	0	0
NFL TOTALS		151	142	589	481	108	11	16	3.0	8.0	2	29	290	62	2	151	7	5	0	37	8	8	0	0	0

JOE HADEN'S NFL POSTSEASON DEFENSIVE STATISTICS

DATE	TEAM	GP	GS	TACKLES							INTERCEPTIONS					O. FUMB			ST				MISC		
				TK	S	A	TFL	YDS	SK	YDS	QBH	NO	YDS	LG	TD	PD	FF	FR	TD	YDS	TK	S	A	FF	FR
2017	Steelers	1	1	4	4	0	0	0	0.0	0.0	0	0	0	1	0	0	0	0	0	0	0	0	0	0	0
2020	Steelers	0	0	0	0	0	0	0	0.0	0.0	0	0	0	0	0	0	0	0	0	0	0	0	0	0	0
NFL TOTALS		1	1	4	4	0	0	0	0.0	0.0	0	0	0	1	0	0	0	0	0	0	0	0	0	0	0

SINGLE-GAME HIGHS: DEFENSIVE

Total Tackles	13 vs. Houston Texans, Nov 16, 2014 12 vs. New England Patriots, Dec 16, 2018	Tackles For Loss	2 vs. Cleveland Browns, Oct 28, 2018 1 vs. Baltimore Ravens, Dec 02, 2020 ...8 more at 1.
Sacks	1.0 vs. Pittsburgh Steelers, Sep 10, 2017 1.0 vs. Cincinnati Bengals, Sep 11, 2011 ...1 more at 1.0.	Interceptions	2 at Arizona Cardinals, Dec 08, 2019 2 vs. Baltimore Ravens, Sep 18, 2016 ...1 more at 2.
Passes Defensed	5 vs. Los Angeles Rams, Nov 10, 2019 5 vs. Cincinnati Bengals, Sep 11, 2011	Interception Return Yards	62 at Pittsburgh Steelers, Oct 17, 2010 50 vs. Philadelphia Eagles, Sep 09, 2012
Forced Fumbles	1 at Buffalo Bills, Sep 12, 2021 1 vs. Los Angeles Rams, Nov 10, 2019 ...5 more at 1.	Special Teams Tackles	2 vs. Cincinnati Bengals, Oct 03, 2010 2 vs. Kansas City Chiefs, Sep 19, 2010
Fumble Recoveries	1 at Baltimore Ravens, Dec 29, 2019 1 vs. Tennessee Titans, Sep 20, 2015 ...3 more at 1.	Longest Opponent's Fumble Return	34 vs. Oakland Raiders, Oct 26, 2014 3 at Baltimore Ravens, Dec 29, 2019

SINGLE-GAME HIGHS - POSTSEASON: DEFENSIVE

Total Tackles	4 vs. Jacksonville Jaguars, Jan 14, 2018	Passes Defensed	1 vs. Jacksonville Jaguars, Jan 14, 2018
---------------	--	-----------------	--

SINGLE-GAME HIGHS: RUSHING/RECEIVING

All-Purpose Yards	107 at Pittsburgh Steelers, Oct 17, 2010 51 vs. New York Jets, Nov 14, 2010	Punt Return Yards	13 vs. Baltimore Ravens, Sep 18, 2016 5 vs. New England Patriots, Oct 09, 2016
Kickoff Returns	2 vs. New York Jets, Nov 14, 2010 2 at Pittsburgh Steelers, Oct 17, 2010	Longest Punt Return	13 vs. Baltimore Ravens, Sep 18, 2016 5 vs. New England Patriots, Oct 09, 2016
Kickoff Return Yards	51 vs. New York Jets, Nov 14, 2010 45 at Pittsburgh Steelers, Oct 17, 2010	Punt Returns	1 vs. New England Patriots, Oct 09, 2016 1 vs. Baltimore Ravens, Sep 18, 2016
Longest Kickoff Return	32 vs. New York Jets, Nov 14, 2010 24 at Pittsburgh Steelers, Oct 17, 2010	Special Teams Tackles	2 vs. Cincinnati Bengals, Oct 03, 2010 2 vs. Kansas City Chiefs, Sep 19, 2010
Fair Catches	2 vs. Cincinnati Bengals, Dec 11, 2016 1 at Dallas Cowboys, Nov 08, 2020	Most TDs	1 vs. Baltimore Ravens, Dec 02, 2020 1 at Cincinnati Bengals, Nov 17, 2013

2021 GAME-BY-GAME REGULAR-SEASON STATISTICS (STEELERS)


			TACKLES								INTERCEPTIONS				O. PUMB.			ST				MISC					
DATE	OPPONENT	P/S	TK	S	A	SK	YDS	TFL	YDS	QBH	NO	YDS	LG	TD	PD	FF	FR	A	FF	FR	S	A	W/L	SCORE			
09/12	at Bills	S	5	3	2	0.0	0.0	0	0	0	0	0	0	0	0	1	0	0	0	0	0	0	W	23-16			
09/19	Raiders										ON INACTIVE LIST															L	17-26
09/26	Bengals	S	2	1	1	0.0	0.0	0	0	0	0	0	0	0	0	0	0	0	0	0	0	0	L	10-24			
10/03	at Packers	S	5	2	3	0.0	0.0	0	0	0	0	0	0	0	1	0	0	0	0	0	0	0	L	17-27			
10/10	Broncos	S	5	3	2	0.0	0.0	0	0	0	0	0	0	0	1	0	0	0	0	0	0	0	W	27-19			
10/17	Seahawks	S	3	2	1	0.0	0.0	0	0	0	0	0	0	0	0	0	0	0	0	0	0	0	W	23-20+			
2021 TOTALS		5-5	20	11	9	0.0	0.0	0	0	0	0	0	0	0	2	1	0	0	0	0	0	0	3-3				
+ - Overtime																											

2020 GAME-BY-GAME POSTSEASON STATISTICS (STEELERS)

DATE	OPPONENT	P/S	TACKLES							INTERCEPTIONS				O. FUMB.			ST			MISC		W/L	SCORE					
			TK	S	A	SK	YDS	TFL	YDS	QBH	NO	YDS	LG	TD	PD	FF	FR	TD	YDS	TK	S			A	FF	FR	S	A
01/10	Browns									DID NOT PLAY																	L	37-48
2020 TOTALS			0	0	0	0	0	0	0	0	0	0	0	0	0	0	0	0	0	0	0	0	0	0	0	0-1		

2017 GAME-BY-GAME POSTSEASON STATISTICS (STEELERS)

[illegible]



71

JOE HAEG

TACKLE

HEIGHT: 6-6

BIRTHPLACE Lake Shore, MN

WEIGHT: 298

HOW ACQUIRED: UFA '21

COLLEGE: North Dakota State

NFL EXPERIENCE: 6th year

BORN: Mar. 11, 1993 (28)

JOE HAEG'S NFL REGULAR SEASON STATISTICS

DATE	TEAM	GP	GS
2016	Colts	15	14
2017	Colts	16	15
2018	Colts	8	6
2019	Colts	16	0
2020	Buccaneers	12	3
2021	Steelers	6	1
NFL TOTALS		73	39

JOE HAEG'S NFL POSTSEASON STATISTICS

DATE	TEAM	GP	GS
2018	Colts	2	0
2020	Buccaneers	4	0
NFL TOTALS		6	0

2021 GAME-BY-GAME REGULAR-SEASON STATISTICS (STEELERS)

DATE	OPPONENT	P/S	W/L	SCORE
09/12	at Bills	P	W	23-16
09/19	Raiders	P	L	17-26
09/26	Bengals	P	L	10-24
10/03	at Packers	S	L	17-27
10/10	Broncos	P	W	27-19
10/17	Seahawks	P	W	23-20+
2021 TOTALS			3-3	


+ - Overtime

2020 GAME-BY-GAME POSTSEASON STATISTICS (BUCCANEERS)

DATE	OPPONENT	P/S	W/L	SCORE
01/09	at Washington	P	W	31-23
01/17	at Saints	P	W	30-20
01/24	at Packers	P	W	31-26
02/07	Chiefs	P	W	31-9
2020 TOTALS			4-0	

2018 GAME-BY-GAME POSTSEASON STATISTICS (COLTS)

DATE	OPPONENT	P/S	W/L	SCORE
01/05	at Texans	P	W	21-7
01/12	at Chiefs	P	L	13-31
2018 TOTALS			1-1	



22

NAJEE HARRIS

(NAHjee)

HEIGHT: 6-1 BIRTHPLACE: Antioch, CA

WEIGHT: 232 HOW ACQUIRED: D1 '21

COLLEGE: Alabama NFL EXPERIENCE: R

BORN: Mar. 9, 1998 (23)

NAJEE HARRIS' NFL REGULAR SEASON RUSHING/RECEIVING STATISTICS

DATE	TEAM	GP	GS	RUSHING				TD	RECEIVING				TD
				NO.	YDS.	AVG.	LG		NO.	YDS.	AVG.	LG	
2021	Steelers	6	6	102	388	3.8	20	2	34	244	7.2	25t	2
NFL TOTALS		6	6	102	388	3.8	20	2	34	244	7.2	25T	2

NAJEE HARRIS' NFL REGULAR SEASON RETURN STATISTICS

DATE	TEAM	KICKOFF RETURNS				PUNT RETURNS			
		RET.	YDS.	AVG.	LG	TD	NO.	FC	YDS.
2021	Steelers	0	0	0.0	0	0	0	0	0
NFL TOTALS		0	0	0.0	0	0	0	0	0

SINGLE-GAME HIGHS: RUSHING/RECEIVING

Rush Attempts	24 vs. Seattle Seahawks, Oct 17, 2021	Longest Receptions	25t vs. Las Vegas Raiders, Sep 19, 2021
	23 vs. Denver Broncos, Oct 10, 2021		21 vs. Cincinnati Bengals, Sep 26, 2021
Rushing Yards	122 vs. Denver Broncos, Oct 10, 2021	Receiving TDs	1 vs. Seattle Seahawks, Oct 17, 2021
	81 vs. Seattle Seahawks, Oct 17, 2021		1 vs. Las Vegas Raiders, Sep 19, 2021
Longest Runs	20 vs. Denver Broncos, Oct 10, 2021	All-Purpose Yards	142 vs. Denver Broncos, Oct 10, 2021
	20 vs. Cincinnati Bengals, Sep 26, 2021		142 vs. Cincinnati Bengals, Sep 26, 2021
Rushing TDs	1 vs. Denver Broncos, Oct 10, 2021	Most TDs	1 vs. Seattle Seahawks, Oct 17, 2021
	1 at Green Bay Packers, Oct 03, 2021		1 vs. Denver Broncos, Oct 10, 2021
Receptions	14 vs. Cincinnati Bengals, Sep 26, 2021		...2 more at 1.
	6 vs. Seattle Seahawks, Oct 17, 2021	Rushing Average	5.3 vs. Denver Broncos, Oct 10, 2021
	...1 more at 6.		4.1 at Green Bay Packers, Oct 03, 2021
Receiving Yards	102 vs. Cincinnati Bengals, Sep 26, 2021	Receiving Average	8.6 vs. Las Vegas Raiders, Sep 19, 2021
	46 vs. Seattle Seahawks, Oct 17, 2021		7.7 vs. Seattle Seahawks, Oct 17, 2021

100-YARD RECEIVING GAMES (1): REGULAR SEASON

DATE	TEAM	NO.	YDS.	AVG.	LG	TD
09/26/21	BENGALS	14	102	7.3	21	0

100-YARD RUSHING GAMES (1): REGULAR SEASON

DATE	TEAM	ATT.	YDS.	AVG.	LG	TD
10/10/21	BRONCOS	23	122	5.3	20	1

2021 GAME-BY-GAME REGULAR-SEASON STATISTICS (STEELERS)

DATE	OPPONENT	P/S	RUSHING					RECEIVING					W/L	SCORE
			NO.	YDS.	AVG.	LG	TD	NO.	YDS.	AVG.	LG	TD		
09/12	at Bills	S	16	45	2.8	18	0	1	4	4.0	4	0	W	23-16
09/19	Raiders	S	10	38	3.8	14	0	5	43	8.6	25t	1	L	17-26
09/26	Bengals	S	14	40	2.9	20	0	14	102	7.3	21	0	L	10-24
10/03	at Packers	S	15	62	4.1	11	1	6	29	4.8	9	0	L	17-27
10/10	Broncos	S	23	122	5.3	20	1	2	20	10.0	14	0	W	27-19
10/17	Seahawks	S	24	81	3.4	10	0	6	46	7.7	12	1	W	23-20+
2021 TOTALS		6-6	102	388	3.8	20	2	34	244	7.2	25T	2	3-3	

+ - Overtime



BIRTHPLACE Alcolu, SC

HOW ACQUIRED: D7b '21

NFL EXPERIENCE: R

PRESSLEY HARVIN III'S NFL REGULAR SEASON PUNTING STATISTICS

DATE	TEAM	GP	NO.	YDS.	AVG.	OPP. RET.	YDS.	NET YDS.	AVG.	TB	IN20	LG	BK
2021	Steelers	6	25	1,122	44.9	11	82	1,020	40.8	1	11	63	0
NFL TOTALS		6	25	1,122	44.9	11	82	1,020	40.8	1	11	63	0

SINGLE-GAME HIGHS: PUNTER

Net Punting Avg 42.8 vs. Las Vegas Raiders, Sep 19, 2021

42.1 vs. Seattle Seahawks, Oct 17, 2021

Longest Punts 63 vs. Denver Broncos, Oct 10, 2021

59 vs. Las Vegas Raiders, Sep 19, 20

Inside the 20 4 vs. Seattle Seahawks, Oct 17, 2021

3 vs. Las Vegas Raiders, Sep 19, 2021

2021 GAME-BY-GAME REGULAR-SEASON STATISTICS (STEELERS)

DATE	OPPONENT		NO.	YDS.	AVG.	OPP. RET.	YDS.	NET YDS.	AVG	TB	IN20	LG	BK	W/L	SCORE
09/12	at Bills	P	5	207	41.4	1	1	206	41.2	0	2	51	0	W	23-16
09/19	at Raiders	P	4	197	49.3	2	26	171	42.8	0	3	59	0	L	17-26
09/26	at Bengals	P	4	162	40.5	2	9	153	38.3	0	1	50	0	L	10-24
10/03	at Packers	P	5	192	38.4	1	102	9	34.0	0	1	45	0	W	17-27
10/10	at Broncos	P	2	119	59.5	2	26	93	45.5	0	0	63	0	W	27-19
10/17	at Seahawks	P	7	335	47.9	3	20	295	42.1	1	4	58	0	W	23-20+
2021 TOTALS			6	25	1,122	44.9	11	82	1,020	40.8	1	11	63	0	3-3

+ - Overtime



DWAYNE HASKINS

QUARTERBACK

HEIGHT: 6-4 BIRTHPLACE Highland Park, NJ
WEIGHT: 230 HOW ACQUIRED: FA '21
COLLEGE: Ohio State NFL EXPERIENCE: 3rd year
BORN: May. 3, 1997 (24)

REGULAR SEASON COMPARISON: PASSING - CLEVELAND BROWNS

DATE	OPP	W/L	GP/GS	C	ATT	YDS.	AVG.	TD	LG	INT	SK	SKYD	RTG
9/27/20	WAS @ CLV	L	S	21	37	224	6.1	2	33	3	3	18	58.8
TOTALS		0/1	1/1	21	37	224	6.1	2	33	3	3	18	--

DWAYNE HASKINS' NFL REGULAR SEASON PASSING STATISTICS

DATE	TEAM	GP	GS	ATT.	CMP.	PCT.	YDS	AVG.	TD	INT.	LG	SK	LST	RATE
2019	Washington	9	7	203	119	58.6	1,365	6.7	7	7	75t	29	204	76.1
2020	Washington	7	6	241	148	61.4	1,439	6.0	5	7	50	20	141	73.0
2021	Steelers	0	0	0	0	0.0	0	0.0	0	0	0	0	0	0.0
TOTALS		16	13	444	267	60.1	2,804	6.3	12	14	75T	49	345	74.4

DWAYNE HASKINS' NFL POSTSEASON PASSING STATISTICS

DATE	TEAM	GP	GS	ATT.	CMP.	PCT.	YDS	AVG.	TD	INT.	LG	SK	LST	RATE
2020	Washington	0	0	0	0	0.0	0	0.0	0	0	0	0	0	0.0
TOTALS		0	0	0	0	0.0	0	0.0	0	0	0	0	0	0.0

DWAYNE HASKINS' NFL REGULAR SEASON RUSHING STATISTICS

DATE	TEAM	NO.	YDS.	AVG.	LG	TD
2019	Washington	20	101	5.1	23	0
2020	Washington	20	46	2.3	19	1
2021	Steelers	0	0	0.0	0	0
TOTALS		40	147	3.7	23	1

DWAYNE HASKINS' NFL POSTSEASON RUSHING STATISTICS

DATE	TEAM	NO.	YDS.	AVG.	LG	TD
2020	Washington	0	0	0.0	0	0
TOTALS		0	0	0.0	0	0

DWAYNE HASKINS' NFL REGULAR SEASON PASSING/RUSHING STATISTICS

				PASSING											RUSHING				
DATE	TEAM	GP	GS	ATT.	CMP.	PCT.	YDS	AVG.	TD	INT.	LG	SK	LST	RATE	NO.	YDS.	AVG.	LG	TD
2019	Washington	9	7	203	119	58.6	1,365	6.7	7	7	75t	29	204	76.1	20	101	5.1	23	0
2020	Washington	7	6	241	148	61.4	1,439	6.0	5	7	50	20	141	73.0	20	46	2.3	19	1
2021	Steelers	0	0	0	0	0.0	0	0.0	0	0	0	0	0	0.0	0	0	0.0	0	0
TOTALS		16	13	444	267	60.1	2,804	6.3	12	14	75T	49	345	74.4	40	147	3.7	23	1

DWAYNE HASKINS' NFL POSTSEASON PASSING/RUSHING STATISTICS

				PASSING											RUSHING				
DATE	TEAM	GP	GS	ATT.	CMP.	PCT.	YDS	AVG.	TD	INT.	LG	SK	LST	RATE	NO.	YDS.	AVG.	LG	TD
2020	Washington	0	0	0	0	0.0	0	0.0	0	0	0	0	0	0.0	0	0	0.0	0	0
TOTALS		0	0	0	0	0.0	0	0.0	0	0	0	0	0	0.0	0	0	0.0	0	0

SINGLE-GAME HIGHS: QUARTERBACK

Pass Attempts	55 vs. Seattle Seahawks, Dec 20, 2020	Passer Rating	143.2 vs. New York Giants, Dec 22, 2019
	45 vs. Baltimore Ravens, Oct 04, 2020		121.3 vs. Philadelphia Eagles, Dec 15, 2019
Pass Completions	38 vs. Seattle Seahawks, Dec 20, 2020	Rush Attempts	7 vs. Philadelphia Eagles, Sep 13, 2020
	32 vs. Baltimore Ravens, Oct 04, 2020		4 at San Francisco 49ers, Dec 13, 2020
Yards Passing	314 vs. Baltimore Ravens, Oct 04, 2020		...2 more at 4.
	295 vs. Seattle Seahawks, Dec 20, 2020	Rushing Yards	28 vs. Seattle Seahawks, Dec 20, 2020
TD Passes	2 at Cleveland Browns, Sep 27, 2020		28 vs. Detroit Lions, Nov 24, 2019
	2 vs. New York Giants, Dec 22, 2019	Longest Runs	23 vs. Philadelphia Eagles, Dec 15, 2019
	...2 more at 2.		19 vs. Philadelphia Eagles, Sep 13, 2020
Long Passes	75t vs. Philadelphia Eagles, Dec 15, 2019	Rushing TDs	1 vs. Baltimore Ravens, Oct 04, 2020
	50 vs. Carolina Panthers, Dec 27, 2020		
Completion Percentage	80.0 vs. New York Giants, Dec 22, 2019		
	71.1 vs. Baltimore Ravens, Oct 04, 2020		

300-YARD PASSING GAMES (1): REGULAR SEASON

DATE	TEAM	NO.	YDS.	AVG.	LG	TD
10/04/20	RAVENS	32	314	9.8	40	0

2021 GAME-BY-GAME REGULAR-SEASON STATISTICS (STEELERS)

		PASSING											RUSHING						
DATE	OPPONENT	P/S	ATT	CMP	YDS	PCT	Y/A	Y/C	TD	INT	LG	SK/YD	RATE	ATT	YDS	LG	TD	W/L	SCORE
09/12	at Bills								ON INACTIVE LIST									W	23-16
09/19	Raiders								ON INACTIVE LIST									L	17-26
09/26	Bengals								ON INACTIVE LIST									L	10-24
10/03	at Packers								ON INACTIVE LIST									L	17-27
10/10	Broncos								ON INACTIVE LIST									W	27-19
10/17	Seahawks								ON INACTIVE LIST									W	23-20+
2021 TOTALS		0-0	0	0	0	0.0	0.0	0.0	0	0	0	0/0	0.0	0	0	0	0	3-3	
+ - Overtime																			

2020 GAME-BY-GAME POSTSEASON STATISTICS (WASHINGTON)

		PASSING											RUSHING						
DATE	OPPONENT	P/S	ATT	CMP	YDS	PCT	Y/A	Y/C	TD	INT	LG	SK/YD	RATE	ATT	YDS	LG	TD	W/L	SCORE
01/09	Buccaneers								DID NOT PLAY									L	23-31
2020 TOTALS		0-0	0	0	0	0.0	0.0	0.0	0	0	0	0/0	0.0	0	0	0	0	0-1	



60

J.C. HASSENAUER CENTER

HEIGHT: 6-2 BIRTHPLACE Woodbury, MN
WEIGHT: 295 HOW ACQUIRED: FA '19
COLLEGE: Alabama NFL EXPERIENCE: 2nd year
BORN: Sep. 15, 1995 (26)

J.C. HASSENAUER'S NFL REGULAR SEASON STATISTICS

DATE	TEAM	GP	GS
2018	Falcons	0	0
2019	Steelers	0	0
2020	Steelers	15	4
2021	Steelers	6	0
NFL TOTALS		21	4

J.C. HASSENAUER'S NFL POSTSEASON STATISTICS

DATE	TEAM	GP	GS
2020	Steelers	1	0
NFL TOTALS		1	0

2021 GAME-BY-GAME REGULAR-SEASON STATISTICS (STEELERS)

DATE	OPPONENT	P/S	W/L	SCORE
09/12	at Bills	P	W	23-16
09/19	Raiders	P	L	17-26
09/26	Bengals	P	L	10-24
10/03	at Packers	P	L	17-27
10/10	Broncos	P	W	27-19
10/17	Seahawks	P	W	23-20+
2021 TOTALS		6-0	3-3	

+ - Overtime

2020 GAME-BY-GAME POSTSEASON STATISTICS (STEELERS)

DATE	OPPONENT	P/S	W/L	SCORE
01/10	Browns	P	L	37-48
2020 TOTALS		1-0	0-1	

1ST TEAM	1ST TEAM	1ST TEAM	1ST TEAM	1ST TEAM
'17	'19	'18	'19	'20

DATE	OPP	W/L/T	GP/GS	TACKLES							MISC						
				TOT	SOLO	ASST	SACK	YDS.	INT	TFL	PD	QBH	TD	FF	FR		
12/28/11	PIT vs. CLV	W	P	0	0	0	0.0	0.0	0	0	0	0	0	0	0		
11/25/12	PIT @ CLV	L	P	1	1	0	0.0	0.0	0	0	0	1	0	0	0		
12/30/12	PIT vs. CLV	W	P	4	1	3	0.5	2.0	0	0	0	1	0	0	0		
11/24/13	PIT @ CLV	W	S	2	1	1	1.0	7.0	0	1	0	1	0	0	1		
12/29/13	PIT vs. CLV	W	S	3	2	1	1.0	7.0	0	2	0	2	0	0	0		
9/7/14	PIT vs. CLV	W	S	4	3	1	1.0	6.0	0	2	0	1	0	0	0		
10/12/14	PIT @ CLV	L	S	4	2	2	1.0	7.0	0	1	0	1	0	0	0		
11/15/15	PIT vs. CLV	W	S	3	2	1	1.0	3.0	0	2	0	1	0	0	0		
1/3/16	PIT @ CLV	W	S	1	1	0	0.0	0.0	0	0	0	0	0	0	0		
9/10/17	PIT @ CLV	W	S	3	1	2	1.0	4.0	0	1	0	1	0	0	0		
9/9/18	PIT @ CLV	T	S	7	5	2	1.0	11.0	0	1	0	1	0	0	0		
10/28/18	PIT vs. CLV	W	S	1	0	1	0.0	0.0	0	0	0	0	0	0	0		
11/14/19	PIT @ CLV	L	S	6	5	1	0.0	0.0	0	1	0	1	0	0	0		
12/1/19	PIT vs. CLV	W	S	6	3	3	0.5	1.0	0	1	0	1	0	0	1		
10/18/20	PIT vs. CLV	W	S	8	6	2	0.0	0.0	0	1	0	1	0	0	0		
TOTALS		11/3/1	15/12	53	33	20	8.0	48.0	0	13	0	13	0	0	2		

DATE	OPP	W/L	GP/GS	TOT	TACKLES					INT	TFL	PD	QBH	TD	MISC	
					SOLO	ASST	SACK	YDS.	FF						FR	
1/10/21	PIT vs. CLV	L	S	1	1	0	0.0	0.0	0	0	1	0	0	0	0	0
TOTALS		0/1	1/1	1	1	0	0.0	0.0	0	0	1	0	0	0	0	

DATE	TEAM	GP	GS	TK	S	FACLES					INTERCEPTIONS				O.FUMB				ST				MISC	
						A	TFL	YDS	SK	YDS	QBH	NO	YDS	LG	TD	PD	FF	FR	TD	YDS	TK	S		A
2011	Steelers	16	0	11	10	1	0	0	1.5	8.0	3	0	0	0	1	1	0	0	0	0	0	0	0	0
2012	Steelers	16	0	20	13	7	2	0	1.5	5.0	3	0	0	0	0	0	0	0	0	0	0	0	0	
2013	Steelers	16	13	59	35	24	7	51	5.0	41.0	10	0	0	0	7	0	1	8	0	0	0	0	0	
2014	Steelers	16	16	53	33	20	11	54	7.5	47.0	16	0	0	0	4	0	0	0	0	0	0	0	0	
2015	Steelers	16	16	54	39	15	15	69	7.0	35.0	13	0	0	0	2	1	0	0	0	0	0	0	0	
2016	Steelers	7	7	21	17	4	4	18	3.0	16.0	5	0	0	0	4	0	1	1	0	0	0	0	0	
2017	Steelers	15	15	45	30	15	16	78	12.0	71.0	22	0	0	0	3	2	1	0	0	0	0	0	0	
2018	Steelers	16	16	51	29	22	10	55	8.0	60.0	18	0	0	0	3	1	1	0	0	0	0	0	0	
2019	Steelers	16	16	83	51	32	11	53	9.0	61.0	23	0	0	0	6	1	1	0	0	0	0	0	0	
2020	Steelers	15	15	54	30	24	7	20	4.0	28.5	19	1	0	0	3	0	0	0	0	0	0	0	0	
2021	Steelers	6	6	36	20	16	5	19	2.0	14.0	3	0	0	0	5	1	1	0	0	0	0	0	0	
NFL TOTALS		155	120	487	307	180	88	417	60.0	386.5	135	1	0	0	38	7	6	9	0	0	0	0	0	

[illegible]

Total Tackles	10 vs. Miami Dolphins, Dec 08, 2013 9 vs. Seattle Seahawks, Oct 17, 2021 ...1 more at 9.	Fumble Recoveries	1 at Buffalo Bills, Sep 12, 2021 1 vs. Cleveland Browns, Dec 01, 2019 ...4 more at 1.
Sacks	3.0 vs. Kansas City Chiefs, Oct 02, 2016 2.5 vs. Cincinnati Bengals, Sep 30, 2019	Tackles For Loss	3 vs. Kansas City Chiefs, Oct 02, 2016 2 vs. Seattle Seahawks, Oct 17, 2021 ...16 more at 2.
Passes Defensed	2 vs. Denver Broncos, Oct 10, 2021 2 at Buffalo Bills, Sep 12, 2021 ...4 more at 2.	Interceptions	1 at New York Giants, Sep 14, 2020 8 at Cleveland Browns, Nov 24, 2013 1 vs. Cincinnati Bengals, Sep 18, 2016
Forced Fumbles	1 at Buffalo Bills, Sep 12, 2021 1 vs. Cincinnati Bengals, Sep 30, 2019 ...5 more at 1.	Longest Opponent's Fumble Return	8 at Cleveland Browns, Nov 24, 2013 1 vs. Cincinnati Bengals, Sep 18, 2016

Total Tackles	4 at Denver Broncos, Jan 08, 2012	Forced Fumbles	1 at Cincinnati Bengals, Jan 09, 2016
	2 vs. Baltimore Ravens, Jan 03, 2015	Tackles For Loss	1 vs. Jacksonville Jaguars, Jan 14, 2018
	1 vs. Cleveland Browns, Jan 10, 2021		
	1 vs. Jacksonville Jaguars, Jan 14, 2018		
	1 at Cincinnati Bengals, Jan 09, 2016		
Sacks	1.0 at Cincinnati Bengals, Jan 09, 2016		
Passes Defensed	1 vs. Cleveland Browns, Jan 10, 2021		

All-Purpose Yards	11 vs. Baltimore Ravens, Oct 20, 2013 8 at Cleveland Browns, Nov 24, 2013	Kickoff Return Yards	11 vs. Baltimore Ravens, Oct 20, 2013
Kickoff Returns	1 vs. Baltimore Ravens, Oct 20, 2013	Longest Kickoff Return	11 vs. Baltimore Ravens, Oct 20, 2013

DATE	OPPONENT	P/S	TACKLES							INTERCEPTIONS				F. FUMB				ST				MISC		W/L	SCORE		
			TK	S	A	SK	YDS	TFL	YDS	QBH	NO	YDS	LG	TD	PD	FF	FR	TD	YDS	TK	S	A	FF			FR	TD
09/12	at Bills	S	4	2	2	1.0	6.0	1	6	0	0	0	0	2	1	1	0	0	0	0	0	0	0	0	0	W	23-16
09/19	Raiders	S	7	4	3	0.0	0.0	1	0	0	0	0	0	1	0	0	0	0	0	0	0	0	0	0	W	17-26	
09/26	Bengals	S	5	1	4	0.0	0.0	0	0	0	0	0	0	0	0	0	0	0	0	0	0	0	0	0	L	10-24	
10/03	at Packers	S	8	5	3	0.0	0.0	1	1	1	0	0	0	0	0	0	0	0	0	0	0	0	0	0	L	17-27	
10/10	Broncos	S	3	2	1	0.0	0.0	0	0	0	0	0	0	2	0	0	0	0	0	0	0	0	0	0	W	27-19	
10/17	Seahawks	S	9	6	3	1.0	8.0	2	12	1	0	0	0	0	0	0	0	0	0	0	0	0	0	0	W	23-20+	
2021 TOTALS		6-6	36	20	16	2.0	14.0	5	19	3	0	0	0	5	1	1	0	0	0	0	0	0	0	0	3-3		
±: Overtime.																											

[illegible][illegible][illegible][illegible]

DATE	OPPONENT	P/S	TACKLES							INTERCEPTIONS				O. FUMB			ST			MISC		SCORE					
			TK	S	A	SK	YDS	TFL	YDS	QBH	NO	YDS	LG	TD	PD	FF	FR	TD	YDS	TK	S		A	FF	FR	S	A
01/08	at Broncos	P	4	3	1	0.0	0.0	0	0	0	0	0	0	0	0	0	0	0	0	0	0	0	0	0	0	L	23-29+
2011 TOTALS		1-0	4	3	1	0.0	0.0	0	0	0	0	0	0	0	0	0	0	0	0	0	0	0	0	0	0	0-1	
+ Overtime																											



POSTSEASON COMPARISON: DEFENSIVE - CLEVELAND BROWNS

ALEX HIGHSMITH'S NFL REGULAR SEASON DEFENSIVE STATISTICS

ALEX HIGHSMITH'S NFL POSTSEASON DEFENSIVE STATISTICS

SINGLE-GAME HIGHS: DEFENSIVE

Total Tackles	9 at Cleveland Browns, Jan 03, 2021	Interceptions	1 at Baltimore Ravens, Nov 01, 2020
	7 vs. Seattle Seahawks, Oct 17, 2021	Interception Return Yards	2 at Baltimore Ravens, Nov 01, 2020
	...1 more at 7.	Special Teams Tackles	3 vs. Cleveland Browns, Oct 18, 2020
Sacks	1.5 vs. Seattle Seahawks, Oct 17, 2021		1 vs. Indianapolis Colts, Dec 27, 2020
	1.0 at Cleveland Browns, Jan 03, 2021		...2 more at 1.
	...1 more at 1.0.		
Passes Defensed	1 at Baltimore Ravens, Nov 01, 2020		
Tackles For Loss	2 vs. Seattle Seahawks, Oct 17, 2021		
	1 vs. Las Vegas Raiders, Sep 19, 2021		
	...5 more at 1.		

SINGLE-GAME HIGHS - POSTSEASON: DEFENSIVE


Total Tackles 2 vs. Cleveland Browns, Jan 10, 2021

2021 GAME-BY-GAME REGULAR-SEASON STATISTICS (STEELERS)

+ - Overtime

2020 GAME-BY-GAME POSTSEASON STATISTICS (STEELERS)

[illegible]



MELVIN INGRAM III

LINEBACKER

HEIGHT: 6-2 BIRTHPLACE Rockingham, NC
WEIGHT: 247 HOW ACQUIRED: FA '21
COLLEGE: South Carolina NFL EXPERIENCE: 10th year
BORN: Apr. 26, 1989 (32)



REGULAR SEASON COMPARISON: DEFENSIVE - CLEVELAND BROWNS

DATE	OPP	W/L	GP/GS	TACKLES			ASST	SACK	YDS.	INT	TFL	PD	QBH	TD	MISC		
				TOT	SOLO										FF		FR
10/28/12	SD @ CLV	L	P	3	0		3	0.5	1.5	0	0	1	1	0	0	0	0
10/4/15	SD vs. CLV	W	S	5	3		2	1.5	7.0	0	2	0	1	0	1	1	1
12/24/16	SD @ CLV	L	S	3	3		0	1.0	10.0	0	2	0	1	0	0	0	0
12/3/17	LAC vs. CLV	W	S	4	4		0	0.0	0.0	0	2	0	1	0	0	0	0
10/14/18	LAC @ CLV	W	S	1	0		1	0.0	0.0	0	0	0	1	0	0	0	0
TOTALS		3/2	5/4	16	10		6	3.0	18.5	0	6	1	5	0	1	1	1

MELVIN INGRAM III'S NFL REGULAR SEASON DEFENSIVE STATISTICS

DATE	TEAM	GP	GS	TK	S	TACKLES					INTERCEPTIONS					O. FUMB					ST			MISC			
						A	TFL	YDS	SK	YDS	QBH	NO	YDS	LG	TD	PD	FF	FR	TD	YDS	TK	S	A	FF	FR	S	A
2012	Chargers	16	2	29	16	13	4	0	1.0	6.0	3	0	0	0	5	1	0	0	0	12	11	1	0	0	0	0	
2013	Chargers	4	1	8	4	4	1	0	1.0	0.0	1	0	0	0	0	1	0	0	0	0	0	0	0	0	0	0	
2014	Chargers	9	9	29	21	8	5	20	4.0	31.0	7	0	0	0	1	2	1	0	0	0	0	0	0	0	0	0	
2015	Chargers	16	16	65	52	13	14	70	10.5	73.5	20	0	0	0	6	3	1	0	0	0	0	0	0	0	0	0	
2016	Chargers	16	16	60	46	14	10	49	8.0	62.0	19	0	0	0	5	4	0	0	0	0	0	0	0	0	0	0	
2017	Chargers	16	16	56	43	13	17	84	10.5	87.5	25	0	0	0	1	1	2	1	39	0	0	0	0	0	0	0	
2018	Chargers	16	16	43	28	15	8	41	7.0	54.5	16	1	8	8	3	1	2	0	4	0	0	0	0	0	0	0	
2019	Chargers	13	13	48	39	9	11	49	7.0	42.5	12	1	9	9	0	5	0	1	0	2	0	0	0	0	0	0	
2020	Chargers	7	7	10	5	5	0	0	0.0	0.0	5	1	0	0	0	2	0	0	0	0	0	0	0	0	0	0	
2021	Steelers	6	1	10	5	5	2	11	1.0	8.0	6	0	0	0	1	1	0	0	0	0	0	0	0	0	0	0	
NFL TOTALS		119	97	358	259	99	72	324	50.0	365.0	114	3	17	9	0	29	13	7	1	45	12	11	1	0	0	0	0

MELVIN INGRAM III'S NFL POSTSEASON DEFENSIVE STATISTICS

DATE	TEAM	GP	GS	TACKLES							INTERCEPTIONS							O. FUMB			ST			MISC		
				TK	S	A	TFL	YDS	SK	YDS	QBH	NO	YDS	LG	TD	PD	FF	FR	TD	YDS	TK	S	A	FF	FR	S
2013	Chargers	2	2	6	3	3	0	0	0.0	0.0	1	1	3	3	0	1	0	0	0	0	0	0	0	0	0	0
2018	Chargers	2	2	9	8	1	3	18	2.0	17.0	3	0	0	0	0	1	1	0	0	0	0	0	0	0	0	0
NFL TOTALS		4	4	15	11	4	3	18	2.0	17.0	4	1	3	3	0	2	1	0	0	0	0	0	0	0	0	0


SINGLE-GAME HIGHS: DEFENSIVE

Total Tackles	9 at Atlanta Falcons, Oct 23, 2016 7 at Oakland Raiders, Nov 07, 2019 ...3 more at 7.	Tackles For Loss	3 vs. Kansas City Chiefs, Sep 24, 2017 3 vs. New England Patriots, Dec 07, 2014
Sacks	3.0 vs. Kansas City Chiefs, Sep 24, 2017 2.5 vs. Miami Dolphins, Dec 20, 2015	Interceptions	1 at Cincinnati Bengals, Sep 13, 2020 1 vs. Minnesota Vikings, Dec 15, 2019 ...1 more at 1.
Passes Defensed	2 vs. Kansas City Chiefs, Nov 18, 2019 2 vs. Tennessee Titans, Oct 21, 2018 ...1 more at 2.	Interception Return Yards	9 vs. Minnesota Vikings, Dec 15, 2019 8 vs. Oakland Raiders, Oct 07, 2018
Forced Fumbles	2 vs. Oakland Raiders, Dec 18, 2016 1 at Oakland Raiders, Nov 11, 2018 ...10 more at 1.	Special Teams Tackles	4 vs. Oakland Raiders, Dec 30, 2012 3 at Kansas City Chiefs, Sep 30, 2012
Fumble Recoveries	2 vs. Baltimore Ravens, Dec 22, 2018 1 at Chicago Bears, Oct 27, 2019 ...4 more at 1.		

SINGLE-GAME HIGHS - POSTSEASON: DEFENSIVE

Total Tackles	7 at Baltimore Ravens, Jan 06, 2019 3 at Denver Broncos, Jan 12, 2014 3 at Cincinnati Bengals, Jan 05, 2014 2 at New England Patriots, Jan 13, 2019	Fumble Recoveries	1 at Baltimore Ravens, Jan 06, 2019
Sacks	2.0 at Baltimore Ravens, Jan 06, 2019	Tackles For Loss	2 at Baltimore Ravens, Jan 06, 2019 1 at New England Patriots, Jan 13, 2019
Passes Defensed	1 at New England Patriots, Jan 13, 2019 1 at Cincinnati Bengals, Jan 05, 2014	Interceptions	1 at Cincinnati Bengals, Jan 05, 2014
Forced Fumbles	1 at Baltimore Ravens, Jan 06, 2019	Interception Return Yards	3 at Cincinnati Bengals, Jan 05, 2014

[illegible][illegible][illegible]



EST. 1933

45

BUDDY JOHNSON

LINEBACKER

HEIGHT: 6-2

WEIGHT: 240

COLLEGE: Texas A&M

BORN: Feb. 27, 1999 (22)

BIRTHPLACE: Dallas, TX

HOW ACQUIRED: D4b '21

NFL EXPERIENCE: R

BUDDY JOHNSON'S NFL REGULAR SEASON DEFENSIVE STATISTICS

[illegible]

2021 GAME-BY-GAME REGULAR-SEASON STATISTICS (STEELERS)

[illegible]



18

DIONTAE JOHNSON

WIDE RECEIVER

HEIGHT: 5-10 BIRTHPLACE: Ruskin, FL
WEIGHT: 183 HOW ACQUIRED: D3a '19
COLLEGE: Toledo NFL EXPERIENCE: 3rd year
BORN: Jul. 5, 1996 (25)

REGULAR SEASON COMPARISON: RECEIVING - CLEVELAND BROWNS

DATE	OPP	W/L	GP/GS	REC	YDS.	AVG.	TD	LG	TGTS	YAC
11/14/19	PIT @ CLV	L	S	2	17	8.5	0	13	4	2
12/1/19	PIT vs. CLV	W	S	1	14	14.0	0	14	5	12
1/3/21	PIT @ CLV	L	P	3	96	32.0	0	47	4	10
TOTALS		1/2	3/2	6	127	21.2	0	47	13	24

POSTSEASON COMPARISON: RECEIVING - CLEVELAND BROWNS

DATE	OPP	W/L	GP/GS	REC	YDS.	AVG.	TD	LG	TGTS	YAC
1/10/21	PIT vs. CLV	L	S	11	117	10.6	0	19	16	28
TOTALS		0/1	1/1	11	117	10.6	0	19	16	28

DIONTAE JOHNSON'S NFL REGULAR SEASON RUSHING/RECEIVING STATISTICS

RECEIVING														RUSHING				
DATE	TEAM	GP	GS	NO.	YDS.	AVG.	LG	TD	NO.	YDS.	AVG.	LG	TD					
2019	Steelers	16	12	59	680	11.5	45t	5	4	41	10.3	17	0					
2020	Steelers	15	13	88	923	10.5	47	7	3	15	5.0	9	0					
2021	Steelers	5	5	34	376	11.1	50t	3	1	25	25.0	25	0					
NFL TOTALS		36	30	181	1,979	10.9	50T	15	8	81	10.1	25	0					

DIONTAE JOHNSON'S NFL POSTSEASON RUSHING/RECEIVING STATISTICS

RECEIVING									RUSHING				
DATE	TEAM	GP	GS	NO.	YDS.	AVG.	LG	TD	NO.	YDS.	AVG.	LG	TD
2020	Steelers	1	1	11	117	10.6	19	0	0	0	0.0	0	0
NFL TOTALS		1	1	11	117	10.6	19	0	0	0	0.0	0	0

DIONTAE JOHNSON'S NFL REGULAR SEASON RETURN STATISTICS

KICKOFF RETURNS							PUNT RETURNS					
DATE	TEAM	RET.	YDS.	AVG.	LG	TD	NO.	FC	YDS.	AVG.	LG	TD
2019	Steelers	0	0	0.0	0	0	20	7	248	12.4	85t	1
2020	Steelers	1	24	24.0	24	0	8	2	58	7.3	18	0
2021	Steelers	0	0	0.0	0	0	0	0	0	0.0	0	0
NFL TOTALS		1	24	24.0	24	0	28	9	306	10.9	85T	1

DIONTAE JOHNSON'S NFL POSTSEASON RETURN STATISTICS

KICKOFF RETURNS							PUNT RETURNS					
DATE	TEAM	RET.	YDS.	AVG.	LG	TD	NO.	FC	YDS.	AVG.	LG	TD
2020	Steelers	0	0	0.0	0	0	0	0	0	0.0	0	0
NFL TOTALS		0	0	0.0	0	0	0	0	0	0.0	0	0

SINGLE-GAME HIGHS: RUSHING/RECEIVING

Rush Attempts	1 vs. Indianapolis Colts, Dec 27, 2020 1 at Dallas Cowboys, Nov 08, 2020 ...5 more at 1.	Longest Kickoff Return Fair Catches	24 vs. Denver Broncos, Sep 20, 2020 3 vs. Buffalo Bills, Dec 15, 2019 2 at Cincinnati Bengals, Nov 24, 2019
Rushing Yards	17 vs. Cleveland Browns, Dec 01, 2019 16 at Arizona Cardinals, Dec 08, 2019	Punt Return Yards	86 at Arizona Cardinals, Dec 08, 2019 40 at New York Jets, Dec 22, 2019
Longest Runs	25 vs. Seattle Seahawks, Oct 17, 2021 17 vs. Cleveland Browns, Dec 01, 2019	Longest Punt Return	85t at Arizona Cardinals, Dec 08, 2019 18 vs. Denver Broncos, Sep 20, 2020
Receptions	12 at Jacksonville Jaguars, Nov 22, 2020 9 vs. Seattle Seahawks, Oct 17, 2021 ...3 more at 9.	Punt Returns	4 at Cincinnati Bengals, Nov 24, 2019 3 at New York Giants, Sep 14, 2020 ...2 more at 3.
Receiving Yards	116 vs. Cincinnati Bengals, Nov 15, 2020 111 at Jacksonville Jaguars, Nov 22, 2020	Punt Return TDs Miscellaneous Tackles	1 at Arizona Cardinals, Dec 08, 2019 1 at Cincinnati Bengals, Dec 21, 2020 1 vs. Cleveland Browns, Dec 01, 2019
Longest Receptions	50t vs. Denver Broncos, Oct 10, 2021 47 at Cleveland Browns, Jan 03, 2021	Most TDs	2 at Tennessee Titans, Oct 25, 2020 2 at Arizona Cardinals, Dec 08, 2019
Receiving TDs	2 at Tennessee Titans, Oct 25, 2020 1 at Green Bay Packers, Oct 03, 2021 ...11 more at 1.	Receiving Average	32.0 at Cleveland Browns, Jan 03, 2021 19.3 vs. Cincinnati Bengals, Nov 15, 2020
All-Purpose Yards	162 at Arizona Cardinals, Dec 08, 2019 141 vs. Denver Broncos, Sep 20, 2020	Punt Return Average	13.3 at New York Jets, Dec 22, 2019 7.3 vs. Los Angeles Rams, Nov 10, 2019
Kickoff Returns	1 vs. Denver Broncos, Sep 20, 2020		
Kickoff Return Yards	24 vs. Denver Broncos, Sep 20, 2020		

SINGLE-GAME HIGHS - POSTSEASON: RECEIVING

Receptions	11 vs. Cleveland Browns, Jan 10, 2021	Longest Receptions	19 vs. Cleveland Browns, Jan 10, 2021
Receiving Yards	117 vs. Cleveland Browns, Jan 10, 2021		15 vs. Cleveland Browns, Jan 10, 2021 15 vs. Cleveland Browns, Jan 10, 2021 15 vs. Cleveland Browns, Jan 10, 2021 12 vs. Cleveland Browns, Jan 10, 2021
		All-Purpose Yards	117 vs. Cleveland Browns, Jan 10, 2021

100-YARD RECEIVING GAMES (3): REGULAR SEASON

DATE	TEAM	NO.	YDS.	AVG.	LG	TD
11/15/20	BENGALS	6	116	19.3	46	1
11/22/20	at JAGUARS	12	111	9.3	23	0
09/19/21	RAIDERS	9	105	11.7	41	0

100-YARD RECEIVING GAMES (1): POSTSEASON

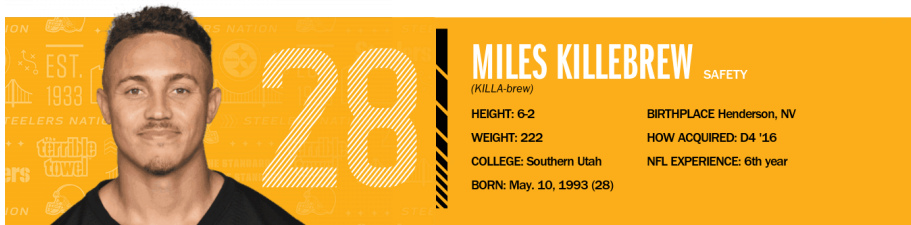
DATE	TEAM	NO.	YDS.	AVG.	LG	TD
01/10/21	BROWNS	11	117	10.6	19	0

2021 GAME-BY-GAME REGULAR-SEASON STATISTICS (STEELERS)

DATE	OPPONENT	P/S	RECEIVING					RUSHING					W/L	SCORE
			NO.	YDS.	AVG.	LG	TD	NO.	YDS.	AVG.	LG	TD		
09/12	at Bills	S	5	36	7.2	14	1	0	0	0.0	0	0	W	23-16
09/19	Raiders	S	9	105	11.7	41	0	0	0	0.0	0	0	L	17-26
09/26	Bengals							ON INACTIVE LIST					L	10-24
10/03	at Packers	S	9	92	10.2	45t	1	0	0	0.0	0	0	L	17-27
10/10	Broncos	S	2	72	36.0	50t	1	0	0	0.0	0	0	W	27-19
10/17	Seahawks	S	9	71	7.9	23	0	1	25	25.0	25	0	W	23-20+
2021 TOTALS		5-5	34	376	11.1	50T	3	1	25	25.0	25	0	3-3	
+ - Overtime														

2020 GAME-BY-GAME POSTSEASON STATISTICS (STEELERS)

DATE	OPPONENT	P/S	RECEIVING					RUSHING					W/L	SCORE
			NO.	YDS.	AVG.	LG	TD	NO.	YDS.	AVG.	LG	TD		
01/10	Browns	S	11	117	10.6	19	0	0	0	0.0	0	0	L	37-48
2020 TOTALS		1-1	11	117	10.6	19	0	0	0	0.0	0	0	0-1	



REGULAR SEASON COMPARISON: DEFENSIVE - CLEVELAND BROWNS

DATE	OPP	W/L	GP/GS	TACKLES							MISC		
				TOT	SOLO	ASST	SACK	YDS.	INT	TFL	PD	QBH	TD
11/12/17	DET vs. CLV	W	P	1	1	0	0.0	0.0	0	0	0	0	0
TOTALS		1/0	1/0	1	1	0	0.0	0.0	0	0	0	0	0

MILES KILLEBREW'S NFL REGULAR SEASON DEFENSIVE STATISTICS

		1Q YARDS										INTERCEPTIONS					OFFENSE					SET			MISGS		
DATE	TEAM	GP	GS	TK	S	A	TFL	YDS	SK	YDS	QBH	NO	YDS	LG	TD	PF	FF	TD	YDS	TK	S	A	FF	FR	TD	S	A
2016	Lions	16	0	20	15	5	0	0	0.0	0.0	0	1	7	7	0	1	0	0	0	8	8	0	0	0	0	0	0
2017	Lions	16	3	31	25	6	1	4	0.0	0.0	1	1	35	35T	1	5	1	0	0	7	7	0	0	0	0	0	0
2018	Lions	16	0	0	0	0	0	0	0.0	0.0	0	0	0	0	0	0	0	0	0	7	5	2	0	0	0	0	0
2019	Lions	15	1	5	0	0	0	0	0.0	0.0	0	0	0	0	0	0	0	0	0	15	13	0	0	0	0	0	0
2020	Lions	15	0	0	0	0	0	0.0	0.0	0.0	0	0	0	0	0	0	0	0	0	12	10	0	0	0	0	0	0
2021	Steelers	6	0	0	0	0	0	0	0.0	0.0	0	0	0	0	0	0	0	0	0	3	1	2	0	0	0	0	0
NFL TOTALS		84	4	56	45	11	1	4	0.0	0.0	1	2	42	35T	1	6	1	0	0	52	44	8	0	0	0	0	0

MILES KILLEBREW'S NFL POSTSEASON DEFENSIVE STATISTICS

[illegible]

SINGLE-GAME HIGHS: DEFENSIVE

Total Tackles	8 vs. Atlanta Falcons, Sep 24, 2017 5 vs. Jacksonville Jaguars, Nov 20, 2016	Interceptions	1 vs. Arizona Cardinals, Sep 10, 2017 1 at New Orleans Saints, Dec 04, 2016
Passes Defensed	2 at Minnesota Vikings, Oct 01, 2017 2 vs. Arizona Cardinals, Sep 10, 2017	Interception Return Yards	35 vs. Arizona Cardinals, Sep 10, 2017 7 at New Orleans Saints, Dec 04, 2016
Forced Fumbles	1 at New Orleans Saints, Oct 15, 2017	Special Teams Tackles	2 at Green Bay Packers, Oct 03, 2021 2 at Jacksonville Jaguars, Oct 18, 2020
Tackles For Loss	1 vs. Arizona Cardinals, Sep 10, 2017		.. 10 more at 2.

SINGLE-GAME HIGHS - POSTSEASON: DEFENSIVE

Total Tackles 1 at Seattle Seahawks. Jan 07, 2017

2021 GAME-BY-GAME REGULAR-SEASON STATISTICS (STEELERS)

		TACKLES									INTERCEPTIONS					O. FUMB.				ST			MISC.					
DATE	OPPONENT	P/S	TK	S	A	SK	YDS	TFD	YDS	QBH	NO	YDS	LG	TD	PD	FF	FR	TD	YDS	TK	S	A	FF	FR	S	A	W/L	SCORE
09/12	at Bills	P	0	0	0	0.0	0.0	0	0	0	0	0	0	0	0	0	0	0	0	0	0	0	0	0	0	0	W	23-16
09/19	Raiders	P	0	0	0	0.0	0.0	0	0	0	0	0	0	0	0	0	0	0	0	0	0	0	0	0	0	0	L	17-26
09/26	Bengals	P	0	0	0	0.0	0.0	0	0	0	0	0	0	0	0	0	0	0	0	0	0	0	0	0	0	0	L	10-24
10/03	at Packers	P	0	0	0	0.0	0.0	0	0	0	0	0	0	0	0	0	0	0	0	2	1	1	0	0	0	0	W	17-21
10/10	Broncos	P	0	0	0	0.0	0.0	0	0	0	0	0	0	0	0	0	0	0	0	0	0	0	0	0	0	0	W	27-19
10/17	Seahawks	P	0	0	0	0.0	0.0	0	0	0	0	0	0	0	0	0	0	0	0	1	0	1	0	0	0	0	W	23-20+
2021 TOTALS		6-0	0	0	0	0.0	0.0	0	0	0	0	0	0	0	0	0	0	0	0	3	1	2	0	0	0	0	3-3	

+ - Overtime

2016 GAME-BY-GAME POSTSEASON STATISTICS (LIONS)

[illegible]



46

CHRISTIAN KUNTZ

LONG SNAPPER

HEIGHT: 6-1

WEIGHT: 228

COLLEGE: Duquesne

BORN: Apr. 13, 1994 (27)

BIRTHPLACE Pittsburgh, PA

HOW ACQUIRED: FA '20

NFL EXPERIENCE: 1st year

CHRISTIAN KUNTZ'S NFL REGULAR SEASON STATISTICS

DATE	TEAM	GP
2021	Steelers	6
NFL TOTALS		6

CHRISTIAN KUNTZ'S NFL REGULAR SEASON DEFENSIVE STATISTICS

TACKLES											INTERCEPTIONS						O. FUMB.				ST				MISC		
DATE	TEAM	GP	GS	TK	S	A	TFL	YDS	SK	YDS	QBH	NO	YD	LG	TD	PD	FF	R	TD	YDS	TK	S	A	FF	FR	S	O
2021	Steelers	6	0	0	0	0	0	0.0	0.0	0	0	0	0	0	0	0	0	0	0	0	2	2	0	0	0	0	0
NFL TOTALS		6	0	0	0	0	0	0.0	0.0	0	0	0	0	0	0	0	0	0	0	0	2	2	0	0	0	0	0

SINGLE-GAME HIGHS: DEFENSIVE

Special Teams Tackles

1 at Green Bay Packers, Oct 03, 2021

2021 GAME-BY-GAME REGULAR-SEASON STATISTICS (STEELERS)

DATE	OPPONENT		W/L	SCORE
09/12	at Bills	P	W	23-16
09/19	Raiders	P	L	17-26
09/26	Bengals	P	L	10-24
10/03	at Packers	P	L	17-27
10/10	Broncos	P	W	27-19
10/17	Seahawks	P	W	23-20+
2021 TOTALS		6	3-3	

+ - Overtime

2021 GAME-BY-GAME REGULAR-SEASON STATISTICS (STEELERS)

		TACKLES									INTERCEPTIONS					O. FUMB.			ST			MISC						
DATE	OPPONENT	P/S	TK	S	A	SK	YDS	TFL	YDS	QBH	NO	YDS	LG	TD	PD	FF	FR	TD	YDS	TK	S	A	FF	FR	S	A	W/L	SCORE
09/12	at Bills	P	0	0	0	0.0	0.0	0	0	0	0	0	0	0	0	0	0	0	0	0	0	0	0	0	0	0	W	23-16
09/19	Raiders	P	0	0	0	0.0	0.0	0	0	0	0	0	0	0	0	0	0	0	0	0	0	0	0	0	0	0	L	17-26
09/26	Bengals	P	0	0	0	0.0	0.0	0	0	0	0	0	0	0	0	0	0	0	0	0	0	0	0	0	0	0	L	10-24
10/03	at Packers	P	0	0	0	0.0	0.0	0	0	0	0	0	0	0	0	0	0	0	0	0	0	0	0	0	0	0	L	17-21
10/10	Broncos	P	0	0	0	0.0	0.0	0	0	0	0	0	0	0	0	0	0	0	0	1	1	0	0	0	0	0	W	27-19
10/17	Seahawks	P	0	0	0	0.0	0.0	0	0	0	0	0	0	0	0	0	0	0	0	0	0	0	0	0	0	0	W	23-20+
2021 TOTALS		6-0	0	0	0	0.0	0.0	0	0	0	0	0	0	0	0	0	0	0	0	2	2	0	0	0	0	3-3		

+ - Overtime



BIRTHPLACE Cleveland, OH

HOW ACQUIRED: D3b '19

NFL EXPERIENCE: 3rd year

		TACKLES										INTERCEPTIONS				O. FUMB				ST				MISC			
DATE	TEAM	GP	GS	TK	S	A	TFL	YDS	SK	YDS	QBH	NO	YDS	LG	TD	PD	FF	FR	TD	YDS	TK	S	A	FF	FR	S	A
2019	Steelers	10	0	0	0	0	0	0	0.0	0.0	0	0	0	0	0	0	0	0	0	0	3	3	0	0	0	0	0
2020	Steelers	16	0	10	7	3	0	0	0.0	0.0	0	0	0	0	0	0	0	0	0	0	12	6	6	0	0	0	0
2021	Steelers	6	0	1	1	0	0	0	0.0	0.0	0	0	0	0	0	0	0	0	0	0	5	3	2	0	0	0	0
NFL TOTALS		32	0	11	8	3	0	0	0.0	0.0	0	0	0	0	0	0	0	0	0	0	20	12	8	0	0	0	0

		TACKLES										INTERCEPTIONS				O. FUMB				ST				MISC			
DATE	TEAM	GP	GS	TK	S	A	TFL	YDS	SK	YDS	QBH	NO	YDS	LG	TD	PD	FF	FR	TD	YDS	TK	S	A	FF	FR	S	A
2019	Steelers	10	0	0	0	0	0	0	0.0	0.0	0	0	0	0	0	0	0	0	0	0	3	3	0	0	0	0	0
2020	Steelers	16	0	10	7	3	0	0	0.0	0.0	0	0	0	0	0	0	0	0	0	0	12	6	6	0	0	0	0
2021	Steelers	6	0	1	1	0	0	0	0.0	0.0	0	0	0	0	0	0	0	0	0	0	5	3	2	0	0	0	0
NFL TOTALS		32	0	11	8	3	0	0	0.0	0.0	0	0	0	0	0	0	0	0	0	0	20	12	8	0	0	0	0

[illegible][illegible]


Total Tackles 5 vs. Washington, Dec 07, 2020
2 at Baltimore Ravens, Nov 01, 2020

Special Teams Tackles 4 at Cleveland Browns, Jan 03, 2021
2 vs. Indianapolis Colts, Dec 27, 2020
...1 more at 2.

DATE	OPPONENT	P/S	TACKLES							INTERCEPTIONS				O. PUMB				ST			MISC		W/L	SCORE			
			TK	S	A	SK	YDS	TFL	YDS	QBH	NO	YDS	LG	TD	PD	FF	FR	TD	YDS	TK	S	A			FF	FR	S
09/12	at Bills	P	0	0	0	0.0	0.0	0	0	0	0	0	0	0	0	0	0	0	1	0	1	0	0	0	0	W	23-16
09/19	Raiders	P	1	1	0	0.0	0.0	0	0	0	0	0	0	0	0	0	0	1	0	1	0	0	0	0	L	17-26	
09/26	Bengals	P	0	0	0	0.0	0.0	0	0	0	0	0	0	0	0	0	0	1	0	1	0	0	0	0	L	10-24	
10/03	at Packers	P	0	0	0	0.0	0.0	0	0	0	0	0	0	0	0	0	0	0	0	0	0	0	0	0	L	17-27	
10/10	Broncos	P	0	0	0	0.0	0.0	0	0	0	0	0	0	0	0	0	0	1	1	0	0	0	0	0	W	27-19	
10/17	Seahawks	P	0	0	0	0.0	0.0	0	0	0	0	0	0	0	0	0	0	1	1	0	0	0	0	0	W	23-20+	
2011 TOTALS			6-0	1	1	0	0.0	0.0	0	0	0	0	0	0	0	0	0	5	3	2	0	0	0	0	0	3-3	

+ - Overtime

[illegible][illegible]

	<div>92</div>	ISAIAHH LOUDERMILK DEFENSIVE END	
		HEIGHT: 6-7	BIRTHPLACE: Howard, KN
		WEIGHT: 240	HOW ACQUIRED: D5 '21
		COLLEGE: Wisconsin	NFL EXPERIENCE: R
		BORN: Oct. 10, 1997 (24)	

ISAIAHH LOUDERMILK'S NFL REGULAR SEASON DEFENSIVE STATISTICS[illegible]

SINGLE-GAME HIGHS: DEFENSIVE

Total Tackles

1 vs. Cincinnati Bengals, Sep 26, 2021

1 vs. Las Vegas Raiders, Sep 19, 2021

2021 GAME-BY-GAME REGULAR-SEASON STATISTICS (STEELERS)

			TACKLES								INTERCEPTIONS					O. PUMB.			ST			MISC																							
DATE	OPPONENT	P/S	TK	S	A	SK	YDS	TFL	YDS	QBH	NO	YDS	LG	TD	PD	FF	FR	TO	YDS	TK	S	A	FF	FR	R	S	A	W/L	SCORE																
09/12	at Bills		ON INACTIVE LIST																																									W	23-16
09/19	Raiders	P	1	0	1	0.0	0.0	0	0	0	0	0	0	0	0	0	0	0	0	0	0	0	0	0	0	0	0	0	L	17-26															
09/26	Bengals	P	1	1	0	0.0	0.0	0	0	0	0	0	0	0	0	0	0	0	0	0	0	0	0	0	0	0	0	0	L	10-24															
10/03	at Packers	P	0	0	0	0.0	0.0	0	0	0	0	0	0	0	1	0	0	0	0	0	0	0	0	0	0	0	0	0	L	17-27															
10/10	Broncos	P	0	0	0	0.0	0.0	0	0	0	0	0	0	0	0	0	0	0	0	0	0	0	0	0	0	0	0	0	W	27-19															
10/17	Seahawks	P	1	1	0	0.0	0.0	0	0	0	0	0	0	0	0	0	0	0	0	0	0	0	0	0	0	0	0	0	W	23-20+															
2021 TOTALS			5-0	3	2	1	0.0	0.0	0	0	0	0	0	0	0	1	0	0	0	0	0	0	0	0	0	0	0	0	3-3																
+ Overtime																																													

+ - Overtime



ARTHUR MAULET'S NFL REGULAR SEASON DEFENSIVE STATISTICS


ARTHUR MAULET'S NFL POSTSEASON DEFENSIVE STATISTICS

SINGLE-GAME HIGHS: DEFENSIVE

2021 GAME-BY-GAME REGULAR-SEASON STATISTICS (STEELERS)

2017 GAME-BY-GAME POSTSEASON STATISTICS (SAINTS)

[illegible]



14

RAY-RAY MCCLOUD

WIDE RECEIVER

HEIGHT: 5-9

WEIGHT: 190

COLLEGE: Clemson

BORN: Oct. 15, 1996 (25)

BIRTHPLACE Tampa, FL

HOW ACQUIRED: FA '20

NFL EXPERIENCE: 4th year

REGULAR SEASON COMPARISON: RECEIVING - CLEVELAND BROWNS

DATE	OPP	W/L	GP/GS	REC	YDS.	AVG.	TD	LG	TGTS	YAC
10/18/20	PIT vs. CLV	W	0	0	0	0	0	0	1	0
1/3/21	PIT @ CLV	L	0	2	-3	-1.5	0	0	2	4
TOTALS		1/1	2/2	2	-3	-1.5	0	0	3	4

RAY-RAY MCCLOUD'S NFL REGULAR SEASON RUSHING/RECEIVING STATISTICS

RECEIVING										RUSHING				
DATE	TEAM	GP	GS	NO.	YDS.	AVG.	LG	TD		NO.	YDS.	AVG.	LG	TD
2018	Bills	10	1	5	36	7.2	16	0		2	4	2.0	7	0
2019	Panthers	6	0	0	0	0.0	0	0		0	0	0.0	0	0
2020	Bills	1	0	0	0	0.0	0	0		0	0	0.0	0	0
Went from Buffalo to Carolina.														
2020	Panthers	0	0	0	0	0.0	0	0		0	0	0.0	0	0
2020	TOTAL	1	0	0	0	0.0	0	0		0	0	0.0	0	0
2021	Steelers	6	0	7	54	7.7	24	0		0	0	0.0	0	0
NFL TOTALS		23	1	12	90	7.5	24	0		2	4	2.0	7	0

RAY-RAY MCCLOUD'S NFL REGULAR SEASON RETURN STATISTICS

KICKOFF RETURNS									PUNT RETURNS					
DATE	TEAM	RET.	YDS.	AVG.	LG	TD			NO.	FC	YDS.	AVG.	LG	TD
2018	Bills	1	18	18.0	18	0			4	2	20	5.0	13	0
2019	Panthers	8	174	21.8	31	0			10	7	82	8.2	39	0
2020	Bills	0	0	0.0	0	0			0	0	0	0.0	0	0
Went from Buffalo to Carolina.														
2020	Panthers	0	0	0.0	0	0			0	0	0	0.0	0	0
2020	TOTAL	0	0	0.0	0	0			0	0	0	0.0	0	0
2021	Steelers	13	321	24.7	40	0			10	7	83	8.3	15	0
NFL TOTALS		22	513	23.3	40	0			24	16	185	7.7	39	0

SINGLE-GAME HIGHS: RUSHING/RECEIVING

Rush Attempts	2 at Pittsburgh Steelers, Oct 11, 2020 1 at Jacksonville Jaguars, Nov 22, 2020 ...3 more at 1.	Longest Kickoff Return	49 at Pittsburgh Steelers, Sep 20, 2020 40 at Green Bay Packers, Oct 03, 2021
Rushing Yards	63 at Pittsburgh Steelers, Oct 11, 2020 7 vs. Detroit Lions, Dec 16, 2018	Fair Catches	3 vs. Denver Broncos, Oct 10, 2021 3 at Pittsburgh Steelers, Dec 07, 2020 ...1 more at 3.
Longest Runs	58 at Pittsburgh Steelers, Oct 11, 2020 7 vs. Detroit Lions, Dec 16, 2018	Punt Return Yards	83 at Tennessee Titans, Oct 25, 2020 60 at Pittsburgh Steelers, Nov 15, 2020
Receptions	4 at Jacksonville Jaguars, Nov 22, 2020 3 vs. Cincinnati Bengals, Sep 26, 2021 ...1 more at 3.	Longest Punt Return	57 at Tennessee Titans, Oct 25, 2020 42 at Pittsburgh Steelers, Nov 15, 2020
Receiving Yards	33 vs. Cincinnati Bengals, Sep 26, 2021 20 at Jacksonville Jaguars, Nov 22, 2020	Punt Returns	4 vs. Seattle Seahawks, Oct 17, 2021 4 at Pittsburgh Steelers, Nov 15, 2020 ...1 more at 4.
Longest Receptions	24 vs. Cincinnati Bengals, Sep 26, 2021 16 vs. New England Patriots, Oct 29, 2018	Receiving Average	11.0 vs. Cincinnati Bengals, Sep 26, 2021 5.0 at Jacksonville Jaguars, Nov 22, 2020
All-Purpose Yards	123 at Pittsburgh Steelers, Oct 11, 2020 120 vs. Seattle Seahawks, Oct 17, 2021	Punt Return Average	27.7 at Tennessee Titans, Oct 25, 2020 15.0 at Pittsburgh Steelers, Nov 15, 2020
Kickoff Returns	4 vs. Las Vegas Raiders, Sep 19, 2021 4 at Pittsburgh Steelers, Dec 27, 2020	Kickoff Return Average	33.0 at Green Bay Packers, Oct 03, 2021 24.3 vs. Seattle Seahawks, Oct 17, 2021
Kickoff Return Yards	99 at Green Bay Packers, Oct 03, 2021 92 vs. Las Vegas Raiders, Sep 19, 2021		

2021 GAME-BY-GAME REGULAR-SEASON STATISTICS (STEELERS)

DATE	OPPONENT	P/S	RECEIVING					RUSHING					W/L	SCORE
			NO.	YDS.	AVG.	LG	TD	NO.	YDS.	AVG.	LG	TD		
09/12	at Bills	P	0	0	0.0	0	0	0	0	0.0	0	0	W	23-16
09/19	Raiders	P	0	0	0.0	0	0	0	0	0.0	0	0	L	17-26
09/26	Bengals	P	3	33	11.0	24	0	0	0	0.0	0	0	L	10-24
10/03	at Packers	P	1	2	2.0	2	0	0	0	0.0	0	0	L	17-27
10/10	Broncos	P	1	1	1.0	1	0	0	0	0.0	0	0	W	27-19
10/17	Seahawks	P	2	18	9.0	15	0	0	0	0.0	0	0	W	23-20+
2021 TOTALS		6-0	7	54	7.7	24	0	0	0	0.0	0	0	3-3	

+ - Overtime

REGULAR SEASON COMPARISON: DEFENSIVE - CLEVELAND BROWNS

DATE	OPP	W/L	GP/GS	TACKLES		ASST	SACK	YDS.	INT	TFL	PD	QBH	TD	MISC		FR
				SOLO										FF		
1/3/21	PIT @ CLV	L	P	1	0	1	0.0	0.0	0	0	0	0	0	0	0	0
TOTALS		0/1	1/0	1	0	1	0.0	0.0	0	0	0	0	0	0	0	0

HENRY MONDEAUX'S NFL REGULAR SEASON DEFENSIVE STATISTICS

		TACKLES										INTERCEPTIONS								O. FUMB				ST				MISC			
DATE	TEAM	GP	GS	TK	S	A	TFL	YDS	SK	YDS	QBH	NO	YDS	LG	TD	PD	FF	FR	TD	YDS	TK	S	A	FF	FR	S	A				
2019	Steelers	0	0	0	0	0	0	0.0	0.0	0.0	0	0	0	0	0	0	0	0	0	0	0	1	1	0	0	0	0	0			
2020	Steelers	11	0	4	2	2	1	1	0.0	0.0	2	0	0	0	0	0	0	0	0	0	0	1	1	0	0	0	0	0			
2021	Steelers	4	0	2	1	1	1	8	1.0	8.0	1	0	0	0	0	0	0	0	0	0	0	0	0	0	0	0	0	0			
NFL TOTALS		15	0	6	3	3	2	9	1.0	8.0	3	0	0	0	0	0	0	0	0	0	1	1	0	0	0	0	0	0			

HENRY MONDEAUX'S NFL POSTSEASON DEFENSIVE STATISTICS

[illegible]

SINGLE-GAME HIGHS: DEFENSIVE

Total Tackles 2 vs. Baltimore Ravens, Dec 02, 2020
1 at Cleveland Browns, Jan 03, 2021
...1 more at 1.

Special Teams Tackles 1 vs. Indianapolis Colts, Dec 27, 2020

Tackles For Loss 1 at Dallas Cowboys, Nov 08, 2020

2021 GAME-BY-GAME REGULAR-SEASON STATISTICS (STEELERS)

			TACKLES								INTERCEPTIONS						O. PUMB.			ST			MISC.														
DATE	OPPONENT	P/S	TK	S	A	SK	YDS	TFL	YDS	QBH	NO	YDS	LG	TD	PD	FF	FR	TRD	YDS	TK	S	A	FF	FR	S	A	W/L	SCORE									
09/12	@ Bills										PRACTICE SQUAD																								L	23-16	
09/19	Raiders										DID NOT PLAY																									W	17-26
09/26	Bengals	P	0	0	0	0.0	0.0	0	0	0	0	0	0	0	0	0	0	0	0	0	0	0	0	0	0	0	L	10-24									
10/03	@ Packers	P	1	0	1	0.0	0.0	0	0	0	0	0	0	0	0	0	0	0	0	0	0	0	0	0	0	0	L	17-27									
10/10	Broncos	P	1	1	0	1.0	8.0	1	8	1	0	0	0	0	0	0	0	0	0	0	0	0	0	0	0	0	W	27-19									
10/17	Seahawks	P	0	0	0	0.0	0.0	0	0	0	0	0	0	0	0	0	0	0	0	0	0	0	0	0	0	0	W	23-20+									
2021 TOTALS		4-0	2	1	1	1.0	8.0	1	8	1	0	0	0	0	0	0	0	0	0	0	0	0	0	0	0	0	3-3										
±: Overtime																																					

+ - Overtime

2020 GAME-BY-GAME POSTSEASON STATISTICS (STEELERS)

[illegible]

2018 GAME-BY-GAME POSTSEASON STATISTICS (SAINTS)

			TACKLES								INTERCEPTIONS					O. FUMB.				ST				MISC															
DATE	OPPONENT	P/S	TK	S	A	SK	YDS	TFL	YDS	QBH	NO	YDS	LG	TD	PD	FF	FR	TD	YDS	TK	S	A	FF	FR	S	A	W/L	SCORE											
01/13	Eagles										PRACTICE SQUAD																										W	L	20-14
01/20	Rams										PRACTICE SQUAD																												23-26+
2018 TOTALS			0	0	0	0	0	0	0	0	0	0	0	0	0	0	0	0	0	0	0	0	0	0	0	0	0	1-1											

+ - Overtime



BORN: Sep. 28, 1998 (23)

[illegible]

DATE	OPPONENT	P/S	TACKLES							INTERCEPTIONS				O. FUMB.				ST				MISC.		W/L	SCORE			
			TK	S	A	SK	YDS	TFL	YDS	QBH	NO	YDS	LG	TD	PD	FF	FR	TD	YDS	TK	S	A	FF			FR	TD	YDS
09/12	at Bills	S	0	0	0	0.0	0.0	0	0	0	0	0	0	0	0	0	0	0	0	0	0	0	0	0	0	0	W	23-16
09/19	Raiders	S	0	0	0	0.0	0.0	0	0	0	0	0	0	0	0	0	0	0	0	0	0	0	0	0	0	L	17-26	
09/26	Bengals	S	0	0	0	0.0	0.0	0	0	0	0	0	0	0	0	0	0	0	0	0	0	0	0	0	0	L	10-24	
10/03	at Packers	S	0	0	0	0.0	0.0	0	0	0	0	0	0	0	0	0	0	0	0	0	0	0	0	0	0	L	17-27	
10/10	Broncos	S	0	0	0	0.0	0.0	0	0	0	0	0	0	0	0	0	0	0	0	0	0	0	0	0	0	W	27-19	
10/17	Seahawks	S	0	0	0	0.0	0.0	0	0	0	0	0	0	0	0	0	0	0	0	0	0	0	0	0	0	W	23-20+	
2021 TOTALS		6-6	0	0	0	0.0	0.0	0	0	0	0	0	0	0	0	0	0	0	0	0	0	0	0	0	0	3-3		
± Overtime.																												




		TACKLES										INTERCEPTIONS								O. FUMBLE				ST				MISC			
DATE	TEAM	GP	GS	TK	S	A	TFL	YDS	SK	YDS	QBH	NO	YDS	LG	TD	PD	FF	FR	TD	YDS	TK	S	A	FF	FR	S	A				
2021	Steelers	6	1	14	13	1	1	4	0.0	0.0	0	0	0	0	0	1	0	0	0	0	1	1	0	0	0	0	0	0			
NFL TOTALS		6	1	14	13	1	1	4	0.0	0.0	0	0	0	0	0	1	0	0	0	0	1	1	0	0	0	0	0	0			

Total Tackles	5 at Buffalo Bills, Sep 12, 2021	Tackles For Loss	1 vs. Seattle Seahawks, Oct 17, 2021
	3 vs. Seattle Seahawks, Oct 17, 2021	Special Teams Tackles	1 at Buffalo Bills, Sep 12, 2021
	...1 more at 3.		
Passes Defensed	1 vs. Seattle Seahawks, Oct 17, 2021		

			TACKLES								INTERCEPTIONS						FUMB.				ST				MISC			
DATE	OPPONENT	P/S	Tk	S	A	SK	YDS	TFL	YDS	QBH	NO	YDS	Lg	TD	PD	FF	FRTD	YDS	TK	S	A	FF	FR	S	A	W/L	SCORE	
09/12	@ Bills	S	5	4	1	0.0	0.0	0	0	0	0	0	0	0	0	0	0	0	1	1	0	0	0	0	0	W	23-16	
09/19	Raiders	P	1	1	0.0	0.0	0	0	0	0	0	0	0	0	0	0	0	0	0	0	0	0	0	0	L	17-26		
09/26	Bengals	P	3	3	0.0	0.0	0.0	0	0	0	0	0	0	0	0	0	0	0	0	0	0	0	0	0	L	10-24		
10/03	@ Packers	P	0	0	0.0	0.0	0	0	0	0	0	0	0	0	0	0	0	0	0	0	0	0	0	0	L	17-27		
10/10	Broncos	P	2	2	0.0	0.0	0	0	0	0	0	0	0	0	0	0	0	0	0	0	0	0	0	0	W	27-19		
10/17	Seahawks	P	3	3	0	0.0	0.0	1	4	0	0	0	0	0	1	0	0	0	0	0	0	0	0	0	W	23-20+		
2021 TOTALS		6-1	14	13	1	0.0	0.0	1	4	0	0	0	0	0	1	0	0	0	1	1	0	0	0	0	3-3			
+ = Overtime																												

+ - Overtime



CHUKWUMA OKORAFOR

(Chuck-WOO-muh oh-KOR-uh-for)

OFFENSIVE LINEMAN

HEIGHT: 6-6 BIRTHPLACE Southfield, MI
WEIGHT: 320 HOW ACQUIRED: D3b '18
COLLEGE: Western Michigan NFL EXPERIENCE: 4th year
BORN: Aug. 8, 1997 (24)

CHUKWUMA OKORAFOR'S NFL REGULAR SEASON STATISTICS

DATE	TEAM	GP	GS
2018	Steelers	13	3
2019	Steelers	1	1
2020	Steelers	16	15
2021	Steelers	5	5
NFL TOTALS		35	24

CHUKWUMA OKORAFOR'S NFL POSTSEASON STATISTICS

DATE	TEAM	GP	GS
2020	Steelers	1	1
NFL TOTALS		1	1


2021 GAME-BY-GAME REGULAR-SEASON STATISTICS (STEELERS)

DATE	OPPONENT	P/S	W/L	SCORE
09/12	at Bills	S	W	23-16
09/19	Raiders	S	L	17-26
09/26	Bengals	S	L	10-24
10/03	at Packers	ON INACTIVE LIST	L	17-27
10/10	Broncos		W	27-19
10/17	Seahawks		W	23-20+
2021 TOTALS		5-5	3-3	

+ - Overtime

2020 GAME-BY-GAME POSTSEASON STATISTICS (STEELERS)

DATE	OPPONENT	P/S	W/L	SCORE
01/10	Browns	S	L	37-48
2020 TOTALS		1-1	0-1	



42

JAMES PIERRE

CORNERBACK

HEIGHT: 6-2

WEIGHT: 185

COLLEGE: Florida Atlantic

BORN: Sep. 16, 1996 (25)

BIRTHPLACE: Deerfield Beach, FL

HOW ACQUIRED: UDFA '20

NFL EXPERIENCE: 2nd year

POSTSEASON COMPARISON: DEFENSIVE - CLEVELAND BROWNS

DATE	OPP	W/L	GP/GS	TACKLES				TOT	SACK	YDS.	INT	TFL	PD	QBH	TD	MISC		FR
				L	P	S	A									FF	FF	
1/10/21	PIT vs. CLV	L	1/0					0	0.0	0.0	0	0	1	0	0	0	0	0
TOTALS		0/1	1/0					0	0.0	0.0	0	0	1	0	0	0	0	0

JAMES PIERRE'S NFL REGULAR SEASON DEFENSIVE STATISTICS

DATE	TEAM	GP	GS	TACKLES								INTERCEPTIONS				O. FUMB				ST				MISC	
				TK	S	A	TFL	YDS	SK	YDS	QBH	NO	YDS	LG	TD	PD	FF	FR	TD	YDS	TK	S	A	FF	FR
2020	Steelers	16	0	1	1	0	1	1	0.0	0.0	0	0	0	0	0	0	0	0	9	6	3	0	0	0	0
2021	Steelers	6	2	22	21	1	0	0	0.0	0.0	0	1	0	0	0	4	1	0	0	4	1	3	0	0	0
NFL TOTALS		22	2	23	22	1	1	1	0.0	0.0	0	1	0	0	0	4	1	0	0	13	7	6	0	0	0

JAMES PIERRE'S NFL POSTSEASON DEFENSIVE STATISTICS

				TACKLES								INTERCEPTIONS								O. FUMB				ST				MISC	
DATE	TEAM	GP	GS	TK	S	A	TFL	YDS	SK	YDS	QBH	NO	YDS	LG	TD	PD	FF	FR	TD	YDS	TK	S	A	FF	FR	S	A		
2020	Steelers	1	0	0	0	0	0	0	0.0	0.0	0	0	0	0	0	1	0	0	0	0	0	2	2	0	0	0	0	0	
NFL TOTALS		1	0	0	0	0	0	0	0.0	0.0	0	0	0	0	0	1	0	0	0	0	0	2	2	0	0	0	0	0	

SINGLE-GAME HIGHS: DEFENSIVE

- Total Tackles

6 vs. Denver Broncos, Oct 10, 2021
6 vs. Las Vegas Raiders, Sep 19, 2021
...1 more at 6.
- Passes Defensed

2 vs. Denver Broncos, Oct 10, 2021
1 vs. Cincinnati Bengals, Sep 26, 2021
...1 more at 1.
- Forced Fumbles

1 vs. Seattle Seahawks, Oct 17, 2021
- Tackles For Loss

1 at Jacksonville Jaguars, Nov 22, 2020
- Interceptions

1 vs. Denver Broncos, Oct 10, 2021
2 at Tennessee Titans, Oct 25, 2020
1 vs. Seattle Seahawks, Oct 17, 2021
...10 more at 1.
- Special Teams Tackles

SINGLE-GAME HIGHS - POSTSEASON: DEFENSIVE

- Passes Defensed

1 vs. Cleveland Browns, Jan 10, 2021
- Special Teams Tackles

2 vs. Cleveland Browns, Jan 10, 2021

2021 GAME-BY-GAME REGULAR-SEASON STATISTICS (STEELERS)

DATE	OPPONENT	P/S	TACKLES							INTERCEPTIONS					O. FUMB			ST			MISC		W/L	SCORE			
			TK	S	A	SK	YDS	TFL	YDS	QBH	NO	YDS	LG	TD	PD	FF	FR	TD	YDS	TK	S	A			FF	FR	S
09/12	at Bills	P	6	6	0	0.0	0.0	0	0	0	0	0	0	1	0	0	0	0	1	0	1	0	0	0	0	W	23-16
09/19	Raiders	S	6	6	0	0.0	0.0	0	0	0	0	0	0	0	0	0	0	0	1	0	1	0	0	0	0	L	17-26
09/26	Bengals	P	0	0	0	0.0	0.0	0	0	0	0	0	0	1	0	0	0	0	1	1	0	0	0	0	0	L	10-24
10/03	at Packers	P	1	1	0	0.0	0.0	0	0	0	0	0	0	0	0	0	0	0	0	0	0	0	0	0	0	L	17-27
10/10	Broncos	S	6	6	0	0.0	0.0	0	0	1	0	0	0	2	0	0	0	0	0	0	0	0	0	0	0	W	27-19
10/17	Seahawks	P	3	2	1	0.0	0.0	0	0	0	0	0	0	0	1	0	0	0	1	0	1	0	0	0	0	W	23-20+
2021 TOTALS			6-2		22	21	1	0.0	0.0	0	0	0	0	4	1	0	0	0	4	1	3	0	0	0	0	3-3	
+ - Overtime																											

2020 GAME-BY-GAME POSTSEASON STATISTICS (STEELERS)

DATE	OPPONENT	P/S	TACKLES							INTERCEPTIONS					O. FUMB			ST			MISC		W/L	SCORE			
			TK	S	A	SK	YDS	TFL	YDS	QBH	NO	YDS	LG	TD	PD	FF	FR	TD	YDS	TK	S	A			FF	FR	S
01/10	Browns	P	0	0	0	0.0	0.0	0	0	0	0	0	0	1	0	0	0	0	2	2	0	0	0	0	0	L	37-48
2020 TOTALS			1-0	0	0	0.0	0.0	0	0	0	0	0	0	1	0	0	0	0	2	2	0	0	0	0	0	0-1	



BEN ROETHLISBERGER

(Roeth-lis-ber-ger)

QUARTERBACK

HEIGHT: 6-5

BIRTHPLACE Findlay, OH

WEIGHT: 240

HOW ACQUIRED: D1 '04

COLLEGE: Miami (OH)

NFL EXPERIENCE: 18th year

BORN: Mar. 2, 1982 (39)



REGULAR SEASON COMPARISON: PASSING - CLEVELAND BROWNS

DATE	OPP	W/L/T	GP/GS	C	ATT	YDS.	AVG.	TD	LG	INT	SK	SKYD	RTG
10/10/04	PIT vs. CLV	W	S	16	21	231	11.0	1	48	1	0	0	107.4
11/14/04	PIT @ CLV	W	S	10	16	134	8.4	0	22	1	2	14	63.0
12/24/05	PIT @ CLV	W	S	13	20	226	11.3	1	46	0	2	9	120.0
11/19/06	PIT @ CLV	W	S	25	44	272	6.2	2	23	3	2	11	61.9
12/7/06	PIT vs. CLV	W	S	11	21	225	10.7	1	49	0	0	0	106.2
9/9/07	PIT @ CLV	W	S	12	23	161	7.0	4	40	0	1	2	114.3
11/11/07	PIT vs. CLV	W	S	23	34	278	8.2	2	22	1	4	36	99.9
9/14/08	PIT @ CLV	W	S	13	20	179	9.0	1	48	0	2	15	110.2
12/28/08	PIT vs. CLV	W	S	9	14	110	7.9	0	24	1	0	0	58.6
10/18/09	PIT vs. CLV	W	S	23	35	417	11.9	2	52	1	3	14	113.6
12/10/09	PIT @ CLV	L	S	18	32	201	6.3	0	24	0	8	60	75.1
10/17/10	PIT vs. CLV	W	S	16	27	257	9.5	3	50	1	0	0	112.7
1/2/11	PIT @ CLV	W	S	15	22	280	12.7	2	56	0	0	0	141.3
12/8/11	PIT vs. CLV	W	S	16	21	280	13.3	2	79	1	1	5	129.6
1/1/12	PIT @ CLV	W	S	23	40	221	5.5	0	40	0	2	22	73.0
12/30/12	PIT vs. CLV	W	S	15	23	134	5.8	3	16	0	2	13	120.3
11/24/13	PIT @ CLV	W	S	22	34	217	6.4	2	41	0	0	0	102.2
12/29/13	PIT vs. CLV	W	S	19	31	179	5.8	1	24	2	1	7	61.1
9/7/14	PIT vs. CLV	W	S	23	34	365	10.7	1	41	1	3	14	100.7
10/12/14	PIT @ CLV	L	S	21	42	228	5.4	1	26	1	2	7	64.4
11/15/15	PIT vs. CLV	W	P	22	33	379	11.5	3	64	1	1	3	123.2
1/3/16	PIT @ CLV	W	S	24	36	349	9.7	3	66	2	0	0	102.7
11/20/16	PIT @ CLV	W	S	23	36	167	4.6	0	21	0	0	0	74.7
9/10/17	PIT @ CLV	W	S	24	36	263	7.3	2	50	1	1	8	95.0
9/9/18	PIT @ CLV	T	S	23	41	335	8.2	1	67	3	4	22	60.5
10/28/18	PIT vs. CLV	W	S	24	36	257	7.1	2	43	1	1	4	94.3
10/18/20	PIT vs. CLV	W	S	14	22	162	7.4	1	36	0	2	20	100.9
TOTALS		24/2/1	27/26	497	794	6,507	8.2	41	79	22	44	286	--

POSTSEASON COMPARISON: PASSING - CLEVELAND BROWNS

DATE	OPP	W/L	GP/GS	C	ATT	YDS.	AVG.	TD	LG	INT	SK	SKYD	RTG
1/10/21	PIT vs. CLV	L	S	47	68	501	7.4	4	33	4	0	0	85.5
TOTALS		0/1	1/1	47	68	501	7.4	4	33	4	0	0	--

REGULAR SEASON COMPARISON: RECEIVING - CLEVELAND BROWNS

DATE	OPP	W/L	GP/GS	REC	YDS.	AVG.	TD	LG	TGTS	YAC
9/14/08	PIT @ CLV	W	S	1	-7	-7.0	0	-7	0	0
TOTALS		1/0	1/1	1	-7	-7.0	0	0	0	0

BEN ROETHLISBERGER'S NFL REGULAR SEASON PASSING STATISTICS

DATE	TEAM	GP	GS	ATT.	CMP.	PCT.	YDS	AVG.	TD	INT.	LG	SK	LST	RATE
2004	Steelers	14	13	295	196	66.4	2,621	8.9	17	11	58	30	213	98.1
2005	Steelers	12	12	268	168	62.7	2,385	8.9	17	9	85t	23	129	98.6
2006	Steelers	15	15	469	280	59.7	3,513	7.5	18	23	67t	46	280	75.4
2007	Steelers	15	15	404	264	65.3	3,154	7.8	32	11	83	47	347	104.1
2008	Steelers	16	16	469	281	59.9	3,301	7.0	17	15	65t	46	284	80.1
2009	Steelers	15	15	506	337	66.6	4,328	8.6	26	12	60t	50	348	100.5
2010	Steelers	12	12	389	240	61.7	3,200	8.2	17	5	56t	32	220	97.0
2011	Steelers	15	15	513	324	63.2	4,077	7.9	21	14	95t	40	269	90.1
2012	Steelers	13	13	449	284	63.3	3,265	7.3	26	8	82t	30	182	97.0
2013	Steelers	16	16	584	375	64.2	4,261	7.3	28	14	67	42	282	92.0
2014	Steelers	16	16	608	408	67.1	4,952	8.1	32	9	94t	33	172	103.3
2015	Steelers	12	11	469	319	68.0	3,938	8.4	21	16	69t	20	141	94.5
2016	Steelers	14	14	509	328	64.4	3,819	7.5	29	13	72t	17	141	95.4
2017	Steelers	15	15	561	360	64.2	4,251	7.6	28	14	97t	21	139	93.4
2018	Steelers	16	16	675	452	67.0	5,129	7.6	34	16	97t	24	166	96.5
2019	Steelers	2	2	62	35	56.5	351	5.7	0	1	45	2	7	66.0
2020	Steelers	15	15	608	399	65.6	3,803	6.3	33	10	84t	13	118	94.1
2021	Steelers	6	6	235	153	65.1	1,515	6.4	7	4	59	12	59	86.0
TOTALS		239	237	8,073	5,203	64.4	61,863	7.7	403	205	97T	528	3,497	93.8

BEN ROETHLISBERGER'S NFL POSTSEASON PASSING STATISTICS

DATE	TEAM	GP	GS	ATT.	CMP.	PCT.	YDS	AVG.	TD	INT.	LG	SK	LST	RATE
2004	Steelers	2	2	54	31	57.4	407	7.5	3	5	34	2	11	61.3
2005	Steelers	4	4	93	58	62.4	803	8.6	7	3	54	6	35	101.7
2007	Steelers	1	1	42	29	69.0	337	8.0	2	3	37t	6	40	79.2
2008	Steelers	3	3	89	54	60.7	692	7.8	3	1	65t	8	58	91.6
2010	Steelers	3	3	91	54	59.3	622	6.8	4	4	58	9	48	76.4
2011	Steelers	1	1	40	22	55.0	289	7.2	1	1	33	5	45	75.9
2014	Steelers	1	1	45	31	68.9	334	7.4	1	2	44	5	37	79.3
2015	Steelers	2	2	68	42	61.8	568	8.4	1	0	60	6	55	93.3
2016	Steelers	3	3	96	64	66.7	735	7.7	3	4	62t	2	15	82.6
2017	Steelers	1	1	58	37	63.8	469	8.1	5	1	43t	2	7	110.5
2020	Steelers	1	1	68	47	69.1	501	7.4	4	4	33	0	0	85.5
TOTALS		22	22	744	469	63.0	5,757	7.7	34	28	65T	51	351	86.4

BEN ROETHLISBERGER'S NFL REGULAR SEASON RUSHING STATISTICS

DATE	TEAM	NO.	YDS.	AVG.	LG	TD
2004	Steelers	56	144	2.6	20	1
2005	Steelers	31	69	2.2	13	3
2006	Steelers	32	98	3.1	20	2
2007	Steelers	35	204	5.8	30t	2
2008	Steelers	34	101	3.0	17	2
2009	Steelers	40	82	2.1	15	2
2010	Steelers	34	176	5.2	31	2
2011	Steelers	31	70	2.3	11	0
2012	Steelers	26	92	3.5	14	0
2013	Steelers	27	99	3.7	19	1
2014	Steelers	33	27	0.8	8	0
2015	Steelers	15	29	1.9	13	0
2016	Steelers	16	14	0.9	14	1
2017	Steelers	28	47	1.7	14	0
2018	Steelers	31	98	3.2	18	3
2019	Steelers	1	7	7.0	7	0
2020	Steelers	25	11	0.4	11	0
2021	Steelers	8	6	0.8	8	0
TOTALS		503	1,374	2.7	31	19

BEN ROETHLISBERGER'S NFL POSTSEASON RUSHING STATISTICS

DATE	TEAM	NO.	YDS.	AVG.	LG	TD
2004	Steelers	9	75	8.3	20	0
2005	Steelers	19	37	1.9	10	2
2007	Steelers	4	13	3.3	6	0
2008	Steelers	5	0	0.0	4	0
2010	Steelers	21	63	3.0	18	1
2011	Steelers	3	15	5.0	9	0
2014	Steelers	2	16	8.0	16	0
2015	Steelers	0	0	0.0	0	0
2016	Steelers	8	11	1.4	8	0
2017	Steelers	2	16	8.0	15	0
2020	Steelers	1	0	0.0	0	0
TOTALS		74	246	3.3	20	3

SINGLE-GAME HIGHS: QUARTERBACK

Pass Attempts	66 vs. Baltimore Ravens, Dec 10, 2017 60 vs. Kansas City Chiefs, Sep 16, 2018	Passer Rating	158.3 vs. Carolina Panthers, Nov 08, 2018 158.3 at St. Louis Rams, Dec 20, 2007 ...2 more at 158.3.
Pass Completions	44 vs. Baltimore Ravens, Dec 10, 2017 41 at Denver Broncos, Nov 25, 2018	Rush Attempts	9 at Cincinnati Bengals, Nov 21, 2004 7 vs. Carolina Panthers, Dec 23, 2010 ...1 more at 7.
Yards Passing	522 vs. Indianapolis Colts, Oct 26, 2014 506 vs. Baltimore Ravens, Dec 10, 2017	Rushing Yards	55 vs. Oakland Raiders, Nov 21, 2010 49 vs. Cleveland Browns, Nov 11, 2007
TD Passes	6 vs. Baltimore Ravens, Nov 02, 2014 6 vs. Indianapolis Colts, Oct 26, 2014	Longest Runs	30t vs. Cleveland Browns, Nov 11, 2007 22 vs. New York Jets, Dec 19, 2010
Long Passes	97t at Denver Broncos, Nov 25, 2018 97t at Detroit Lions, Oct 29, 2017	Rushing TDs	1 at Jacksonville Jaguars, Nov 18, 2018 1 at Baltimore Ravens, Nov 04, 2018 ...17 more at 1.
Completion Percentage	88.0 vs. Carolina Panthers, Nov 08, 2018 86.2 at Oakland Raiders, Dec 09, 2018	Rushing Average	5.4 at Cleveland Browns, Nov 14, 2004 1.8 at Cincinnati Bengals, Nov 21, 2004

SINGLE-GAME HIGHS - POSTSEASON: QUARTERBACK

Pass Attempts	68 vs. Cleveland Browns, Jan 10, 2021 58 vs. Jacksonville Jaguars, Jan 14, 2018 47 at New England Patriots, Jan 22, 2017 45 vs. Baltimore Ravens, Jan 03, 2015 42 vs. Jacksonville Jaguars, Jan 05, 2008	Passer Rating	148.7 at Cincinnati Bengals, Jan 08, 2006 124.9 at Denver Broncos, Jan 22, 2006 110.5 vs. Jacksonville Jaguars, Jan 14, 2018 105.3 vs. Miami Dolphins, Jan 08, 2017 101.8 vs. Baltimore Ravens, Jan 15, 2011
Pass Completions	47 vs. Cleveland Browns, Jan 10, 2021 37 vs. Jacksonville Jaguars, Jan 14, 2018 31 at New England Patriots, Jan 22, 2017 31 vs. Baltimore Ravens, Jan 03, 2015 29 vs. Jacksonville Jaguars, Jan 05, 2008	Rush Attempts	11 vs. New York Jets, Jan 23, 2011 7 vs. Seattle Seahawks, Feb 05, 2006 6 vs. Baltimore Ravens, Jan 15, 2011 5 at Indianapolis Colts, Jan 15, 2006 5 vs. New England Patriots, Jan 23, 2005
Yards Passing	501 vs. Cleveland Browns, Jan 10, 2021 469 vs. Jacksonville Jaguars, Jan 14, 2018 339 at Denver Broncos, Jan 17, 2016 337 vs. Jacksonville Jaguars, Jan 05, 2008 334 vs. Baltimore Ravens, Jan 03, 2015	Rushing Yards	45 vs. New England Patriots, Jan 23, 2005 31 at Green Bay Packers, Feb 06, 2011 30 vs. New York Jets, Jan 15, 2005 25 vs. Seattle Seahawks, Feb 05, 2006 21 vs. New York Jets, Jan 23, 2011
TD Passes	5 vs. Jacksonville Jaguars, Jan 14, 2018 4 vs. Cleveland Browns, Jan 10, 2021 3 at Cincinnati Bengals, Jan 08, 2006 2 vs. Miami Dolphins, Jan 08, 2017 2 at Green Bay Packers, Feb 06, 2011 ...5 more at 2.	Longest Runs	20 vs. New York Jets, Jan 15, 2005 18 at Green Bay Packers, Feb 06, 2011 16 vs. Baltimore Ravens, Jan 03, 2015 15 vs. Jacksonville Jaguars, Jan 14, 2018 13 vs. New England Patriots, Jan 23, 2005
Long Passes	65t vs. Baltimore Ravens, Jan 18, 2009 62t vs. Miami Dolphins, Jan 08, 2017 60 at Cincinnati Bengals, Jan 09, 2016 58 at Denver Broncos, Jan 17, 2016 58 vs. Baltimore Ravens, Jan 15, 2011	Rushing TDs	1 vs. New York Jets, Jan 23, 2011 1 vs. Seattle Seahawks, Feb 05, 2006 1 at Denver Broncos, Jan 22, 2006
Completion Percentage	73.7 at Cincinnati Bengals, Jan 08, 2006 72.4 at Denver Broncos, Jan 22, 2006 72.2 vs. Miami Dolphins, Jan 08, 2017 70.0 at Arizona Cardinals, Feb 01, 2009 69.1 vs. Cleveland Browns, Jan 10, 2021		

300-YARD PASSING GAMES (67): REGULAR SEASON

DATE	TEAM	NO.	YDS.	AVG.	LG	TD
12/18/04	at Giants	18	316	17.6	40	1
12/04/05	BENGALS	29	386	13.3	41	3
10/29/06	at Raiders	25	301	12.0	49	1
11/05/06	BRONCOS	38	433	11.4	63	1
10/05/08	at Jaguars	26	309	11.9	48t	3
11/16/08	CHARGERS	31	308	9.9	30	0
12/21/08	at Titans	25	329	13.2	31t	2
09/10/09	TITANS	33	363	11.0	34t	1
10/04/09	CHARGERS	26	333	12.8	35	2
10/18/09	BROWNS	23	417	18.1	52t	2
11/22/09	at Chiefs	32	398	12.4	41	3
12/20/09	PACKERS	29	503	17.3	60t	3
10/24/10	at Dolphins	19	302	15.9	53t	2
11/14/10	PATRIOTS	30	387	12.9	33t	3
12/23/10	PANTHERS	22	320	14.5	43t	1
09/25/11	at Colts	25	364	14.6	81t	1
10/23/11	at Cardinals	26	361	13.9	95t	3
10/30/11	PATRIOTS	36	365	10.1	26	2
11/06/11	RAVENS	20	330	16.5	32	1
12/19/11	at 49ers	25	330	13.2	39	0
09/23/12	at Raiders	36	384	10.7	22t	4
10/11/12	at Titans	24	363	15.1	82t	1
12/16/12	at Cowboys	24	339	14.1	60	2
09/22/13	BEARS	26	406	15.6	45	2
09/29/13	at Vikings	36	383	10.6	36	1
11/03/13	at Patriots	28	400	14.3	42	4
11/17/13	LIONS	29	367	12.7	47t	4
12/08/13	DOLPHINS	23	349	15.2	67	3
09/07/14	BROWNS	23	365	15.9	41	1
09/28/14	BUCCANEERS	29	314	10.8	31	3
10/26/14	COLTS	40	522	13.1	52	6
11/02/14	RAVENS	25	340	13.6	54t	6
11/09/14	at Jets	30	343	11.4	80t	1
11/30/14	SAINTS	32	435	13.6	48	2
12/07/14	at Bengals	25	350	14.0	94t	3
12/14/14	at Falcons	27	360	13.3	44	0
12/28/14	BENGALS	24	317	13.2	63t	2
09/10/15	at Patriots	26	351	13.5	43	1
09/20/15	49ERS	21	369	17.6	59	3
11/08/15	RAIDERS	24	334	13.9	59	2
11/15/15	BROWNS	22	379	17.2	64	3
11/29/15	at Seahawks	36	456	12.7	69t	1
12/06/15	COLTS	24	364	15.2	68t	4
12/20/15	BRONCOS	40	380	9.5	23t	3
01/03/16	at Browns	24	349	14.5	66	3
09/12/16	at Washington	27	300	11.1	42	3
10/02/16	CHIEFS	22	300	13.6	47	5
10/09/16	JETS	34	380	11.2	72t	4
11/13/16	COWBOYS	37	408	11.0	44	3
10/08/17	JAGUARS	33	312	9.5	49	0
10/29/17	at Lions	17	317	18.6	97t	1
11/26/17	PACKERS	33	351	10.6	39	4
12/10/17	RAVENS	44	506	11.5	57	2
09/09/18	at Browns	23	335	14.6	67	1
09/16/18	CHIEFS	39	452	11.6	46	3
09/24/18	at Buccaneers	30	353	11.8	75t	3
10/14/18	at Bengals	32	369	11.5	48	1
11/08/18	PANTHERS	22	328	14.9	75t	5
11/18/18	at Jaguars	27	314	11.6	78t	2
11/25/18	at Broncos	41	462	11.3	97t	1
12/23/18	at Saints	33	380	11.5	49	3
09/20/20	BRONCOS	29	311	10.7	84t	2
11/08/20	at Cowboys	29	306	10.6	42	3
11/15/20	BENGALS	27	333	12.3	46	4
12/07/20	WASHINGTON	33	305	9.2	50t	2
12/27/20	COLTS	34	341	10.0	39t	3
09/26/21	BENGALS	38	318	8.4	29	1

300-YARD PASSING GAMES (6): POSTSEASON

DATE	TEAM	NO.	YDS.	AVG.	LG	TD
01/05/08	JAGUARS	29	337	11.6	37t	2
01/03/15	RAVENS	31	334	10.8	44	1
01/17/16	at Broncos	24	339	14.1	58	0
01/22/17	at Patriots	31	314	10.1	30t	1
01/14/18	JAGUARS	37	469	12.7	43t	5
01/10/21	BROWNS	47	501	10.7	33	4

2021 GAME-BY-GAME REGULAR-SEASON STATISTICS (STEELERS)

DATE	OPPONENT	P/S	PASSING											RUSHING					SCORE
			ATT	CMP	YDS	PCT	Y/A	Y/C	TD	INT	LG	SK/YD	RATE	ATT	YDS	LG	TD	W/L	
09/12	at Bills	S	32	18	188	56.3	5.9	10.4	1	0	24	2/11	83.9	4	5	8	0	W	23-16
09/19	Raiders	S	40	27	295	67.5	7.4	10.9	1	1	52	2/3	87.0	0	0	0	0	L	17-26
09/26	Bengals	S	58	38	318	65.5	5.5	8.4	1	2	29	4/21	70.9	1	5	5	0	L	10-24
10/03	at Packers	S	40	26	232	65.0	5.8	8.9	1	1	45t	2/12	78.3	0	0	0	0	L	17-27
10/10	Broncos	S	25	15	253	60.0	10.1	16.9	2	0	59	1/9	120.9	1	-1	-1	0	W	27-19
10/17	Seahawks	S	40	29	229	72.5	5.7	7.9	1	0	23	1/3	94.7	2	-3	0	0	W	23-20+
2021 TOTALS		6-6	235	153	1,515	65.1	6.4	9.9	7	4	59	12/59	86.0	8	6	8	0	3-3	

+ - Overtime

2020 GAME-BY-GAME POSTSEASON STATISTICS (STEELERS)

DATE	OPPONENT	P/S	PASSING											RUSHING					SCORE
			ATT	CMP	YDS	PCT	Y/A	Y/C	TD	INT	LG	SK/YD	RATE	ATT	YDS	LG	TD	W/L	
01/10	Browns	S	68	47	501	69.1	7.4	10.7	4	4	33	0/0	85.5	1	0	0	0	L	37-48
2020 TOTALS		1-1	68	47	501	69.1	7.4	10.7	4	4	33	0/0	85.5	1	0	0	0	0-1	

2017 GAME-BY-GAME POSTSEASON STATISTICS (STEELERS)

DATE	OPPONENT	P/S	PASSING											RUSHING					SCORE
			ATT	CMP	YDS	PCT	Y/A	Y/C	TD	INT	LG	SK/YD	RATE	ATT	YDS	LG	TD	W/L	
01/14	Jaguars	S	58	37	469	63.8	8.1	12.7	5	1	43t	2/7	110.5	2	16	15	0	L	42-45
2017 TOTALS		1-1	58	37	469	63.8	8.1	12.7	5	1	43T	2/7	110.5	2	16	15	0	0-1	

2016 GAME-BY-GAME POSTSEASON STATISTICS (STEELERS)

DATE	OPPONENT	P/S	PASSING											RUSHING					SCORE
			ATT	CMP	YDS	PCT	Y/A	Y/C	TD	INT	LG	SK/YD	RATE	ATT	YDS	LG	TD	W/L	
01/08	Dolphins	S	18	13	197	72.2	10.9	15.2	2	2	62t	1/9	105.3	4	10	8	0	W	30-12
01/15	at Chiefs	S	31	20	224	64.5	7.2	11.2	0	1	52	1/6	72.5	4	1	4	0	W	18-16
01/22	at Patriots	S	47	31	314	66.0	6.7	10.1	1	1	30t	0/0	83.1	0	0	0	0	L	17-36
2016 TOTALS		3-3	96	64	735	66.7	7.7	11.5	3	4	62t	2/15	82.6	8	11	8	0	2-1	

2015 GAME-BY-GAME POSTSEASON STATISTICS (STEELERS)

DATE	OPPONENT	P/S	PASSING											RUSHING					SCORE
			ATT	CMP	YDS	PCT	Y/A	Y/C	TD	INT	LG	SK/YD	RATE	ATT	YDS	LG	TD	W/L	
01/09	at Bengals	S	31	18	229	58.1	7.4	12.7	1	0	60	3/27	92.0	0	0	0	0	W	18-16
01/17	at Broncos	S	37	24	339	64.9	9.2	14.1	0	0	58	3/28	94.3	0	0	0	0	L	16-23
2015 TOTALS		2-2	68	42	568	61.8	8.4	13.5	1	0	60	6/55	93.3	0	0	0	0	1-1	

2014 GAME-BY-GAME POSTSEASON STATISTICS (STEELERS)

DATE	OPPONENT	P/S	PASSING											RUSHING					SCORE
			ATT	CMP	YDS	PCT	Y/A	Y/C	TD	INT	LG	SK/YD	RATE	ATT	YDS	LG	TD	W/L	
01/03	Ravens	S	45	31	334	68.9	7.4	10.8	1	2	44	5/37	79.3	2	16	16	0	L	17-30
2014 TOTALS		1-1	45	31	334	68.9	7.4	10.8	1	2	44	5/37	79.3	2	16	16	0	0-1	

2011 GAME-BY-GAME POSTSEASON STATISTICS (STEELERS)

DATE	OPPONENT	P/S	PASSING											RUSHING					SCORE
			ATT	CMP	YDS	PCT	Y/A	Y/C	TD	INT	LG	SK/YD	RATE	ATT	YDS	LG	TD	W/L	
01/08	at Broncos	S	40	22	289	55.0	7.2	13.1	1	1	33	5/45	75.9	3	15	9	0	L	23-29+
2011 TOTALS		1-1	40	22	289	55.0	7.2	13.1	1	1	33	5/45	75.9	3	15	9	0	0-1	

+ - Overtime

2010 GAME-BY-GAME POSTSEASON STATISTICS (STEELERS)

DATE	OPPONENT	P/S	PASSING											RUSHING					SCORE
			ATT	CMP	YDS	PCT	Y/A	Y/C	TD	INT	LG	SK/YD	RATE	ATT	YDS	LG	TD	W/L	
01/15	Ravens	S	32	19	226	59.4	7.1	11.9	2	0	58	6/34	101.8	6	11	6	0	W	31-24
01/23	Jets	S	19	10	133	52.6	7.0	13.3	0	2	24	2/12	35.5	11	21	12	1	W	24-19
02/06	at Packers	S	40	25	263	62.5	6.6	10.5	2	2	37	1/2	77.4	4	31	18	0	L	25-31
2010 TOTALS		3-3	91	54	622	59.3	6.8	11.5	4	4	58	9/48	76.4	21	63	18	1	2-1	

2008 GAME-BY-GAME POSTSEASON STATISTICS (STEELERS)

DATE	OPPONENT	P/S	PASSING											RUSHING					SCORE
			ATT	CMP	YDS	PCT	Y/A	Y/C	TD	INT	LG	SK/YD	RATE	ATT	YDS	LG	TD	W/L	
01/11	Chargers	S	26	17	181	65.4	7.0	10.6	1	0	41	1/4	98.4	0	0	0	0	W	35-24
01/18	Ravens	S	33	16	255	48.5	7.7	15.9	1	0	65t	4/32	84.8	2	-2	-1	0	W	23-14
02/01	at Cardinals	S	30	21	256	70.0	8.5	12.2	1	1	40	3/22	93.2	3	2	4	0	W	27-23
2008 TOTALS		3-3	89	54	692	60.7	7.8	12.8	3	1	65T	8/58	91.6	5	0	4	0	3-0	

2007 GAME-BY-GAME POSTSEASON STATISTICS (STEELERS)

DATE	OPPONENT	P/S	PASSING											RUSHING					SCORE
			ATT	CMP	YDS	PCT	Y/A	Y/C	TD	INT	LG	SK/YD	RATE	ATT	YDS	LG	TD	W/L	
01/05	Jaguars	S	42	29	337	69.0	8.0	11.6	2	3	37t	6/40	79.2	4	13	6	0	L	29-31
2007 TOTALS		1-1	42	29	337	69.0	8.0	11.6	2	3	37T	6/40	79.2	4	13	6	0	0-1	


2005 GAME-BY-GAME POSTSEASON STATISTICS (STEELERS)

DATE	OPPONENT	P/S	PASSING											RUSHING					W/L	SCORE
			ATT	CMP	YDS	PCT	Y/A	Y/C	TD	INT	LG	SK/YD	RATE	ATT	YDS	LG	TD			
01/08	at Bengals	S	19	14	208	73.7	10.9	14.9	3	0	54	1/6	148.7	4	3	6	0	W	31-17	
01/15	at Colts	S	24	14	197	58.3	8.2	14.1	2	1	45	2/14	95.3	5	-3	1	0	W	21-18	
01/22	at Broncos	S	29	21	275	72.4	9.5	13.1	2	0	30	2/7	124.9	3	12	6	1	W	34-17	
02/05	Seahawks	S	21	9	123	42.9	5.9	13.7	0	2	37	1/8	22.6	7	25	10	1	W	21-10	
2005 TOTALS		4-4	93	58	803	62.4	8.6	13.8	7	3	54	6/35	101.7	19	37	10	2	4-0		

2004 GAME-BY-GAME POSTSEASON STATISTICS (STEELERS)

DATE	OPPONENT	P/S	PASSING											RUSHING					W/L	SCORE
			ATT	CMP	YDS	PCT	Y/A	Y/C	TD	INT	LG	SK/YD	RATE	ATT	YDS	LG	TD			
01/15	Jets	S	30	17	181	56.7	6.0	10.6	1	2	21	1/10	57.8	4	30	20	0	W	20-17+	
01/23	Patriots	S	24	14	226	58.3	9.4	16.1	2	3	34	1/1	78.1	5	45	13	0	L	27-41	
2004 TOTALS		2-2	54	31	407	57.4	7.5	13.1	3	5	34	2/11	61.3	9	75	20	0	1-1		

+ - Overtime



2

MASON RUDOLPH

QUARTERBACK

HEIGHT: 6-5

BIRTHPLACE: Rock Hill, SC

WEIGHT: 235

HOW ACQUIRED: D3a '18

COLLEGE: Oklahoma State

NFL EXPERIENCE: 4th year

BORN: Jun. 17, 1995 (26)

REGULAR SEASON COMPARISON: PASSING - CLEVELAND BROWNS

DATE	OPP	W/L	GP/GS	C	ATT	YDS.	AVG.	TD	LG	INT	SK	SKYD	RTG
11/14/19	PIT @ CLV	L	S	23	44	221	5.0	1	22	4	4	43	36.3
10/18/20	PIT vs. CLV	W	P	1	1	6	6.0	0	6	0	0	0	91.7
1/3/21	PIT @ CLV	L	S	22	39	315	8.1	2	47	1	1	8	89.2
TOTALS		1/2	3/2	46	84	542	6.5	3	47	5	5	51	--

MASON RUDOLPH'S NFL REGULAR SEASON PASSING STATISTICS

DATE	TEAM	GP	GS	ATT.	CMP.	PCT.	YDS	AVG.	TD	INT.	LG	SK	LST	RATE
2018	Steelers	0	0	0	0	0.0	0	0.0	0	0	0	0	0	0.0
2019	Steelers	10	8	283	176	62.2	1,765	6.2	13	9	76t	15	124	82.0
2020	Steelers	5	1	43	25	58.1	324	7.5	2	1	47	1	8	87.7
2021	Steelers	0	0	0	0	0.0	0	0.0	0	0	0	0	0	0.0
TOTALS		15	9	326	201	61.7	2,089	6.4	15	10	76T	16	132	82.7

MASON RUDOLPH'S NFL POSTSEASON PASSING STATISTICS

DATE	TEAM	GP	GS	ATT.	CMP.	PCT.	YDS	AVG.	TD	INT.	LG	SK	LST	RATE
2020	Steelers	0	0	0	0	0.0	0	0.0	0	0	0	0	0	0.0
TOTALS		0	0	0	0	0.0	0	0.0	0	0	0	0	0	0.0

MASON RUDOLPH'S NFL REGULAR SEASON RUSHING STATISTICS

DATE	TEAM	NO.	YDS.	AVG.	LG	TD
2018	Steelers	0	0	0.0	0	0
2019	Steelers	21	42	2.0	13	0
2020	Steelers	7	-6	-0.9	1	0
2021	Steelers	0	0	0.0	0	0
TOTALS		28	36	1.3	13	0

MASON RUDOLPH'S NFL POSTSEASON RUSHING STATISTICS

DATE	TEAM	NO.	YDS.	AVG.	LG	TD
2020	Steelers	0	0	0.0	0	0
TOTALS		0	0	0.0	0	0

MASON RUDOLPH'S NFL REGULAR SEASON PASSING/RUSHING STATISTICS

PASSING														RUSHING					
DATE	TEAM	GP	GS	ATT.	CMP.	PCT.	YDS	AVG.	TD	INT.	LG	SK	LST	RATE	NO.	YDS.	AVG.	LG	TD
2018	Steelers	0	0	0	0	0.0	0	0.0	0	0	0	0	0	0.0	0	0	0.0	0	0
2019	Steelers	10	8	283	176	62.2	1,765	6.2	13	9	76t	15	124	82.0	21	42	2.0	13	0
2020	Steelers	5	1	43	25	58.1	324	7.5	2	1	47	1	8	87.7	7	-6	-0.9	1	0
2021	Steelers	0	0	0	0	0.0	0	0.0	0	0	0	0	0	0.0	0	0	0.0	0	0
TOTALS		15	9	326	201	61.7	2,089	6.4	15	10	76T	16	132	82.7	28	36	1.3	13	0

MASON RUDOLPH'S NFL POSTSEASON PASSING/RUSHING STATISTICS

				PASSING											RUSHING				
DATE	TEAM	GP	GS	ATT.	CMP.	PCT.	YDS	AVG.	TD	INT.	LG	SK	LST	RATE	NO.	YDS.	AVG.	LG	TD
2020	Steelers	0	0	0	0	0.0	0	0.0	0	0	0	0	0	0.0	0	0	0.0	0	0
TOTALS		0	0	0	0	0.0	0	0.0	0	0	0	0	0	0.0	0	0	0.0	0	0

SINGLE-GAME HIGHS: QUARTERBACK

Pass Attempts	44 at Cleveland Browns, Nov 14, 2019	Completion Percentage	85.7 vs. Cincinnati Bengals, Sep 30, 2019
	39 at Cleveland Browns, Jan 03, 2021		74.3 vs. Indianapolis Colts, Nov 03, 2019
Pass Completions	26 vs. Indianapolis Colts, Nov 03, 2019	Passer Rating	124.6 vs. Cincinnati Bengals, Sep 30, 2019
	24 vs. Cincinnati Bengals, Sep 30, 2019		104 at New York Jets, Dec 22, 2019
Yards Passing	315 at Cleveland Browns, Jan 03, 2021	Rush Attempts	4 at Cincinnati Bengals, Nov 24, 2019
	251 vs. Miami Dolphins, Oct 28, 2019		4 at San Francisco 49ers, Sep 22, 2019
TD Passes	2 at Cleveland Browns, Jan 03, 2021	Rushing Yards	15 at Cleveland Browns, Nov 14, 2019
	2 vs. Miami Dolphins, Oct 28, 2019		15 at San Francisco 49ers, Sep 22, 2019
	...3 more at 2.	Longest Runs	13 at Cleveland Browns, Nov 14, 2019
Long Passes	76ft at San Francisco 49ers, Sep 22, 2019		7 vs. Indianapolis Colts, Nov 03, 2019
	47 at Cleveland Browns, Jan 03, 2021		...2 more at 7.

300-YARD PASSING GAMES (1): REGULAR SEASON

DATE	TEAM	NO.	YDS.	AVG.	LG	TD
01/03/21	at Browns	22	315	14.3	47	2

2021 GAME-BY-GAME REGULAR-SEASON STATISTICS (STEELERS)

DATE	OPPONENT	P/S	PASSING											RUSHING				W/L	SCORE
			ATT	CMP	YDS	PCT	Y/A	Y/C	TD	INT	LG	SK/YD	RATE	ATT	YDS	LG	TD		
09/12	at Bills																	W	23-16
09/19	Raiders																	L	17-26
09/26	Bengals																	L	10-24
10/03	at Packers																	L	17-27
10/10	Broncos																	W	27-19
10/17	Seahawks																	W	23-20+
2021 TOTALS		0-0	0	0	0	0.0	0.0	0.0	0	0	0	0/0	0.0	0	0	0	0	3-3	
+ - Overtime																			

2020 GAME-BY-GAME POSTSEASON STATISTICS (STEELERS)

DATE	OPPONENT	P/S	PASSING											RUSHING				W/L	SCORE	
			ATT	CMP	YDS	PCT	Y/A	Y/C	TD	INT	LG	SK/YD	RATE	ATT	YDS	LG	TD			
01/10	Browns																	L	37-48	
2020 TOTALS			0-0	0	0	0	0.0	0.0	0.0	0	0	0	0/0	0.0	0	0	0	0	0-1	




JOE SCHOBERT'S NFL REGULAR SEASON DEFENSIVE STATISTICS

SINGLE-GAME HIGHS: DEFENSIVE

2021 GAME-BY-GAME REGULAR-SEASON STATISTICS (STEELERS)

DATE	OPPONENT	P/S	TACKLES							INTERCEPTIONS				O. FUMB				ST				MISC		W/L	SCORE			
			TK	S	A	SK	YDS	TFL	YDS	QBH	NO	YDS	LG	TD	PD	FF	FR	TD	YDS	TK	S	A	FF			FR	S	A
09/12	at Bills	S	6	2	4	0.0	0.0	0	0	0	0	0	0	0	0	0	0	0	0	0	0	0	0	0	0	W	23-16	
09/19	Raiders	S	10	6	4	0.0	0.0	0	0	0	0	0	2	0	0	0	0	0	0	0	0	0	0	0	0	L	17-26	
09/26	Bengals	S	5	4	1	0.0	0.0	0	0	0	0	0	0	0	0	0	0	0	0	0	0	0	0	0	0	L	10-24	
10/03	at Packers	S	8	5	3	0.0	0.0	0	0	0	0	0	1	0	0	0	0	0	0	0	0	0	0	0	0	L	17-27	
10/10	Broncos	S	5	3	2	0.0	0.0	0	0	0	0	0	1	0	0	0	0	0	0	0	0	0	0	0	0	W	27-19	
10/17	Seahawks	S	2	1	1	0.0	0.0	0	0	0	0	0	0	0	0	0	0	0	0	0	0	0	0	0	0	W	23-20+	
2021 TOTALS			6-6	36	21	15	0.0	0.0	0	0	0	0	0	4	0	0	0	0	0	0	0	0	0	0	0	3-3		
			+ Overtime																									



BENNY SELL JR.

RUNNING BACK

HEIGHT: 5-10

BIRTHPLACE: Columbus, OH

WEIGHT: 224

HOW ACQUIRED: D4 '19

COLLEGE: Kentucky

NFL EXPERIENCE: 3rd year

BORN: Feb. 26, 1998 (23)

REGULAR SEASON COMPARISON: RECEIVING - CLEVELAND BROWNS

DATE	OPP	W/L	GP/GS	REC	YDS.	AVG.	TD	LG	TGTS	YAC
12/1/19	PIT vs. CLV	W	P	1	4	4.0	0	4	1	6
10/18/20	PIT vs. CLV	W	P	1	4	4.0	0	4	1	11
TOTALS		2/0	2/0	2	8	4.0	0	4	2	17

POSTSEASON COMPARISON: RECEIVING - CLEVELAND BROWNS

DATE	OPP	W/L	GP/GS	REC	YDS.	AVG.	TD	LG	TGTS	YAC
1/10/21	PIT vs. CLV	L	P	1	4	4.0	0	4	2	4
TOTALS		0/1	1/0	1	4	4.0	0	4	2	4

BENNY SELL JR.'S NFL REGULAR SEASON RUSHING/RECEIVING STATISTICS

RUSHING									RECEIVING				
DATE	TEAM	GP	GS	NO.	YDS.	AVG.	LG	TD	NO.	YDS.	AVG.	LG	TD
2019	Steelers	13	2	108	426	3.9	23	2	3	23	7.7	14	0
2020	Steelers	16	3	111	368	3.3	30	4	10	61	6.1	14	0
2021	Steelers	6	0	8	21	2.6	9	0	0	0	0.0	0	0
NFL TOTALS		35	5	227	815	3.6	30	6	13	84	6.5	14	0

BENNY SELL JR.'S NFL POSTSEASON RUSHING/RECEIVING STATISTICS

RUSHING									RECEIVING				
DATE	TEAM	GP	GS	NO.	YDS.	AVG.	LG	TD	NO.	YDS.	AVG.	LG	TD
2020	Steelers	1	0	2	13	6.5	11	0	1	4	4.0	4	0
NFL TOTALS		1	0	2	13	6.5	11	0	1	4	4.0	4	0

BENNY SELL JR.'S NFL REGULAR SEASON RETURN STATISTICS

KICKOFF RETURNS							PUNT RETURNS					
DATE	TEAM	RET.	YDS.	AVG.	LG	TD	NO.	FC	YDS.	AVG.	LG	TD
2019	Steelers	1	8	8.0	8	0	0	0	0	0.0	0	0
2020	Steelers	0	0	0.0	0	0	0	0	0	0.0	0	0
2021	Steelers	0	0	0.0	0	0	0	0	0	0.0	0	0
NFL TOTALS		1	8	8.0	8	0	0	0	0	0.0	0	0

BENNY SELL JR.'S NFL POSTSEASON RETURN STATISTICS

KICKOFF RETURNS							PUNT RETURNS					
DATE	TEAM	RET.	YDS.	AVG.	LG	TD	NO.	FC	YDS.	AVG.	LG	TD
2020	Steelers	0	0	0.0	0	0	0	0	0	0.0	0	0
NFL TOTALS		0	0	0.0	0	0	0	0	0	0.0	0	0

SINGLE-GAME HIGHS: RUSHING/RECEIVING

Rush Attempts	21 at Cincinnati Bengals, Nov 24, 2019 19 at New York Giants, Sep 14, 2020	Kickoff Returns	1 at Baltimore Ravens, Dec 29, 2019
Rushing Yards	113 at New York Giants, Sep 14, 2020 98 at Cincinnati Bengals, Nov 24, 2019	Kickoff Return Yards	8 at Baltimore Ravens, Dec 29, 2019
Longest Runs	30 at New York Giants, Sep 14, 2020 29 at Cincinnati Bengals, Dec 21, 2020	Longest Kickoff Return	8 at Baltimore Ravens, Dec 29, 2019
Rushing TDs	1 at Cincinnati Bengals, Dec 21, 2020 1 at Jacksonville Jaguars, Nov 22, 2020 ...4 more at 1.	Special Teams Tackles	1 at Buffalo Bills, Dec 13, 2020 1 at Buffalo Bills, Sep 12, 2021 ...7 more at 1.
Receptions	3 at Cincinnati Bengals, Dec 21, 2020 3 vs. Baltimore Ravens, Dec 02, 2020	Miscellaneous Tackles	1 at Cleveland Browns, Jan 03, 2021
Receiving Yards	33 vs. Baltimore Ravens, Dec 02, 2020 23 at Cincinnati Bengals, Dec 21, 2020	Most TDs	1 at Cincinnati Bengals, Dec 21, 2020 1 at Jacksonville Jaguars, Nov 22, 2020 ...3 more at 1.
Longest Receptions	14 at Cincinnati Bengals, Dec 21, 2020 14 at Los Angeles Chargers, Oct 13, 2019	Rushing Average	6.0 at New York Giants, Sep 14, 2020 5.1 at Baltimore Ravens, Dec 29, 2019
All-Purpose Yards	113 at New York Giants, Sep 14, 2020 107 at Cincinnati Bengals, Dec 21, 2020		

SINGLE-GAME HIGHS - POSTSEASON: RUSHING/RECEIVING

Rush Attempts	2 vs. Cleveland Browns, Jan 10, 2021	Receiving Yards	4 vs. Cleveland Browns, Jan 10, 2021
Rushing Yards	13 vs. Cleveland Browns, Jan 10, 2021	Longest Receptions	4 vs. Cleveland Browns, Jan 10, 2021
Longest Runs	11 vs. Cleveland Browns, Jan 10, 2021	All-Purpose Yards	17 vs. Cleveland Browns, Jan 10, 2021
	2 vs. Cleveland Browns, Jan 10, 2021		
Receptions	1 vs. Cleveland Browns, Jan 10, 2021		

100-YARD RUSHING GAMES (1): REGULAR SEASON

DATE	TEAM	ATT.	YDS.	AVG.	LG	TD
09/14/20	at Giants	19	113	5.9	30	0

2021 GAME-BY-GAME REGULAR-SEASON STATISTICS (STEELERS)

DATE	OPPONENT	P/S	RUSHING					RECEIVING					W/L	SCORE
			NO.	YDS.	AVG.	LG	TD	NO.	YDS.	AVG.	LG	TD		
09/12	at Bills	P	0	0	0.0	0	0	0	0	0.0	0	0	W	23-16
09/19	Raiders	P	2	1	0.5	1	0	0	0	0.0	0	0	L	17-26
09/26	Bengals	P	0	0	0.0	0	0	0	0	0.0	0	0	L	10-24
10/03	at Packers	P	1	0	0.0	0	0	0	0	0.0	0	0	L	17-27
10/10	Broncos	P	5	20	4.0	9	0	0	0	0.0	0	0	W	27-19
10/17	Seahawks	P	0	0	0.0	0	0	0	0	0.0	0	0	W	23-20+
2021 TOTALS			6-0	8	21	2.6	9	0	0	0	0.0	0	0	3-3
+ - Overtime														

2020 GAME-BY-GAME POSTSEASON STATISTICS (STEELERS)

DATE	OPPONENT	P/S	RUSHING					RECEIVING					W/L	SCORE
			NO.	YDS.	AVG.	LG	TD	NO.	YDS.	AVG.	LG	TD		
01/10	Browns	P	2	13	6.5	11	0	1	4	4.0	4	0	L	37-48
2020 TOTALS			1-0	2	13	6.5	11	0	1	4	4.0	4	0	0-1



POSTSEASON COMPARISON: DEFENSIVE - CLEVELAND BROWNS

ROBERT SPILLANE'S NFL REGULAR SEASON DEFENSIVE STATISTICS

ROBERT SPILLANE'S NFL POSTSEASON DEFENSIVE STATISTICS

SINGLE-GAME HIGHS: DEFENSIVE

SINGLE-GAME HIGHS - POSTSEASON: DEFENSIVE

2021 GAME-BY-GAME REGULAR-SEASON STATISTICS (STEELERS)

+ - Overtime

[illegible]



20

CAMERON SUTTON

CORNERBACK

HEIGHT: 5-11 BIRTHPLACE Jonesboro, GA
WEIGHT: 188 HOW ACQUIRED: D3a '17
COLLEGE: Tennessee NFL EXPERIENCE: 5th year
BORN: Feb. 27, 1995 (26)

REGULAR SEASON COMPARISON: DEFENSIVE - CLEVELAND BROWNS

DATE	OPP	W/L/T	GP/GS	TACKLES				ASST	SACK	YDS.	INT	TFL	PD	QBH	TD	MISC		
				TOT	SOLO											FF		FR
9/9/18	PIT @ CLV	T	P	2	2			0	0.0	0.0	1	0	2	0	0	0	0	0
11/14/19	PIT @ CLV	L	P	1	1			0	0.0	0.0	0	0	0	0	0	0	0	0
12/1/19	PIT vs. CLV	W	P	1	1			0	1.0	1.0	0	1	0	1	0	0	0	0
10/18/20	PIT vs. CLV	W	P	2	2			0	1.0	0.0	1	0	1	0	0	0	0	0
1/3/21	PIT @ CLV	L	S	2	2			0	0.0	0.0	0	0	0	0	0	0	0	0
TOTALS		2/2/1	5/1	8	8			0	2.0	1.0	2	1	3	1	0	0	0	0

POSTSEASON COMPARISON: DEFENSIVE - CLEVELAND BROWNS

DATE	OPP	W/L	GP/GS	TACKLES				ASST	SACK	YDS.	INT	TFL	PD	QBH	TD	MISC		
				TOT	SOLO											FF		FR
1/10/21	PIT vs. CLV	L	S	2	2			0	0.0	0.0	0	0	1	0	0	0	0	0
TOTALS		0/1	1/1	2	2			0	0.0	0.0	0	0	1	0	0	0	0	0

CAMERON SUTTON'S NFL REGULAR SEASON DEFENSIVE STATISTICS

DATE	TEAM	GP	GS	TACKLES							INTERCEPTIONS					O. FUMB				ST			MISC				
				TK	S	A	TFL	YDS	SK	YDS	QBH	NO	YDS	LG	TD	PD	FF	FR	TD	YDS	TK	S	A	FF	FR	S	A
2017	Steelers	5	1	5	4	1	0	0	0.0	0.0	0	0	0	0	1	0	0	0	0	0	0	0	0	0	0	0	
2018	Steelers	15	1	19	18	1	0	0	0.0	0.0	2	1	0	0	3	0	0	0	0	3	2	1	1	0	0	0	
2019	Steelers	16	0	16	13	3	2	2	1.0	1.0	1	1	26	26	0	5	0	0	0	0	0	0	0	0	0	0	
2020	Steelers	16	6	29	26	3	1	4	1.0	0.0	0	1	0	0	8	3	1	0	0	1	1	0	0	0	0	0	
2021	Steelers	5	5	14	12	2	2	9	0.0	0.0	0	0	0	0	3	0	0	0	0	0	0	0	0	0	0	0	
NFL TOTALS		57	13	83	73	10	5	15	2.0	1.0	3	3	26	26	0	20	3	1	0	0	4	3	1	1	0	0	0

CAMERON SUTTON'S NFL POSTSEASON DEFENSIVE STATISTICS

DATE	TEAM	GP	GS	TACKLES							INTERCEPTIONS					O. FUMB			ST			MISC			
				TK	S	A	TFL	YDS	SK	YDS	QBH	NO	YDS	LG	TD	PD	FF	FR	TD	YDS	TK	S	A	FF	FR
2017	Steelers	1	0	0	0	0	0	0.0	0.0	0	0	0	0	0	0	0	0	0	0	0	0	0	0	0	0
2020	Steelers	1	1	2	2	0	0	0.0	0.0	0	0	0	0	1	0	0	0	0	0	0	0	0	0	0	0
NFL TOTALS		2	1	2	2	0	0	0.0	0.0	0	0	0	0	1	0	0	0	0	0	0	0	0	0	0	0

SINGLE-GAME HIGHS: DEFENSIVE

Total Tackles	5 at Buffalo Bills, Sep 12, 2021	Tackles For Loss	2 at Buffalo Bills, Sep 12, 2021
	5 at Cincinnati Bengals, Oct 14, 2018		1 vs. Cincinnati Bengals, Nov 15, 2020
Sacks	1.0 vs. Cleveland Browns, Oct 18, 2020	2 more at 1.
	1.0 vs. Cleveland Browns, Dec 01, 2019	Interceptions	1 vs. Cleveland Browns, Oct 18, 2020
Passes Defensed	3 at Los Angeles Chargers, Oct 13, 2019		1 at Los Angeles Chargers, Oct 13, 2019
	2 at Buffalo Bills, Sep 12, 2021	1 more at 1.
3 more at 2.	Interception Return Yards	26 at Los Angeles Chargers, Oct 13, 2019
Forced Fumbles	1 vs. Cincinnati Bengals, Nov 15, 2020	Special Teams Tackles	1 at Dallas Cowboys, Nov 08, 2020
	1 at Dallas Cowboys, Nov 08, 2020		1 vs. Cincinnati Bengals, Dec 30, 2018
1 more at 1.	2 more at 1.
Fumble Recoveries	1 at Buffalo Bills, Dec 13, 2020	Special Teams Forced Fumbles	1 vs. Kansas City Chiefs, Sep 16, 2018

SINGLE-GAME HIGHS - POSTSEASON: DEFENSIVE

Total Tackles	2 vs. Cleveland Browns, Jan 10, 2021	Passes Defensed	1 vs. Cleveland Browns, Jan 10, 2021
---------------	--------------------------------------	-----------------	--------------------------------------

2021 GAME-BY-GAME REGULAR-SEASON STATISTICS (STEELERS)

DATE	OPPONENT	P/S	TACKLES							INTERCEPTIONS					O. FUMB			ST			MISC			W/L	SCORE			
			TK	S	A	SK	YDS	TFL	YDS	QBH	NO	YDS	LG	TD	PD	FF	FR	TD	YDS	TK	S	A	FF			FR	S	A
09/12	at Bills	S	5	5	0	0.0	0.0	2	9	0	0	0	0	0	2	0	0	0	0	0	0	0	0	0	0	W	23-16	
09/19	Raiders	S	3	2	1	0.0	0.0	0	0	0	0	0	0	0	0	0	0	0	0	0	0	0	0	0	L	17-26		
09/26	Bengals	S	2	2	0	0.0	0.0	0	0	0	0	0	0	0	0	0	0	0	0	0	0	0	0	0	L	10-24		
10/03	at Packers	S	1	1	0	0.0	0.0	0	0	0	0	0	0	1	0	0	0	0	0	0	0	0	0	0	L	17-27		
10/10	Broncos		ON INACTIVE LIST																								W	27-19
10/17	Seahawks	S	3	2	1	0.0	0.0	0	0	0	0	0	0	0	0	0	0	0	0	0	0	0	0	0	W	23-20+		
2021 TOTALS		5-5	14	12	2	0.0	0.0	2	9	0	0	0	0	3	0	0	0	0	0	0	0	0	0	0	3-3			
+ - Overtime																												

[illegible][illegible]



TRAI TURNER

GUARD

HEIGHT: 6-3 BIRTHPLACE New Orleans, LA
WEIGHT: 315 HOW ACQUIRED: FA '21
COLLEGE: Louisiana State NFL EXPERIENCE: 8th year
BORN: Jun. 14, 1993 (28)



TRAI TURNER'S NFL REGULAR SEASON STATISTICS

DATE	TEAM	GP	GS
2014	Panthers	13	9
2015	Panthers	16	16
2016	Panthers	16	16
2017	Panthers	13	13
2018	Panthers	13	13
2019	Panthers	13	13
2020	Chargers	9	9
2021	Steelers	6	6
NFL TOTALS		99	95

TRAI TURNER'S NFL POSTSEASON STATISTICS

DATE	TEAM	GP	GS
2014	Panthers	2	2
2015	Panthers	3	3
2017	Panthers	1	1
NFL TOTALS		6	6

2021 GAME-BY-GAME REGULAR-SEASON STATISTICS (STEELERS)

DATE	OPPONENT	P/S	W/L	SCORE
09/12	at Bills	S	W	23-16
09/19	Raiders	S	L	17-26
09/26	Bengals	S	L	10-24
10/03	at Packers	S	L	17-27
10/10	Broncos	S	W	27-19
10/17	Seahawks	S	W	23-20+
2021 TOTALS		6-6	3-3	

+ - Overtime

2017 GAME-BY-GAME POSTSEASON STATISTICS (PANTHERS)

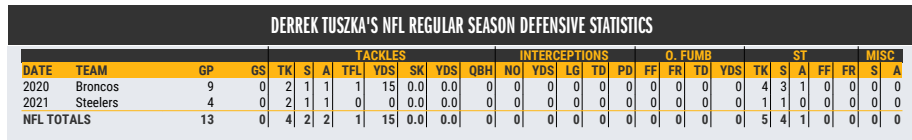
DATE	OPPONENT	P/S	W/L	SCORE
01/07	at Saints	S	L	26-31
2017 TOTALS		1-1	0-1	

2015 GAME-BY-GAME POSTSEASON STATISTICS (PANTHERS)

DATE	OPPONENT	P/S	W/L	SCORE
01/17	Seahawks	S	W	31-24
01/24	Cardinals	S	W	49-15
02/07	at Broncos	S	L	10-24
2015 TOTALS		3-3	2-1	

2014 GAME-BY-GAME POSTSEASON STATISTICS (PANTHERS)

DATE	OPPONENT	P/S	W/L	SCORE
01/03	Cardinals	S	W	27-16
01/10	at Seahawks	S	L	17-31
2014 TOTALS		2-2	1-1	



Total Tackles	2 vs. Cincinnati Bengals, Sep 26, 2021	Special Teams Tackles	1 vs. Buffalo Bills, Dec 19, 2020
	1 vs. Las Vegas Raiders, Jan 03, 2021		1 at Carolina Panthers, Dec 13, 2020
Tackles For Loss	1 at New England Patriots, Oct 18, 2020		...2 more at 1.

TACKLES																	INTERCEPTIONS						O. FUMB.				ST				MISC.			
DATE	OPPONENT	P/S	TK	S	A	SK	YDS	TFL	YDS	QBH	NO	YDS	LG	TD	PD	FF	FR	TD	YDS	TK	S	A	FF	FR	TD	S	A	W/L	SCORE					
09/12	at Bills																											L	23-16					
09/19	Raiders																											L	17-26					
09/26	Bengals																											L	10-24					
10/03	at Packers	P	0	0	0	0.0	0.0	0	0	0	0	0	0	0	0	0	0	0	0	0	0	0	0	0	0	0	0	L	17-27					
10/10	Broncos	P	0	0	0	0.0	0.0	0	0	0	0	0	0	0	0	0	0	0	0	1	1	0	0	0	0	0	0	W	27-19					
10/17	Seahawks	P	0	0	0	0.0	0.0	0	0	0	0	0	0	0	0	0	0	0	0	0	0	0	0	0	0	0	W	W	23-20+					
2021 TOTALS			3-0	0	0	0	0.0	0.0	0	0	0	0	0	0	0	0	0	0	0	1	1	0	0	0	0	0	0	3-3						
+ : Overtime																																		

+ - Overtime



JAMES WASHINGTON WIDE RECEIVER

HEIGHT: 5-11 BIRTHPLACE Stamford, TX
WEIGHT: 213 HOW ACQUIRED: D2 '18
COLLEGE: Oklahoma State NFL EXPERIENCE: 4th year
BORN: Apr. 2, 1996 (25)

REGULAR SEASON COMPARISON: RECEIVING - CLEVELAND BROWNS

DATE	OPP	W/L	GP/GS	REC	YDS.	AVG.	TD	LG	TGTS	YAC
11/14/19	PIT @ CLV	L	P	3	49	16.3	0	22	5	7
12/11/19	PIT vs. CLV	W	S	4	111	27.8	1	44	4	11
10/18/20	PIT vs. CLV	W	S	4	68	17.0	1	28t	7	15
1/3/21	PIT @ CLV	L	S	0	0	0	0	0	2	0
TOTALS		2/2	4/3	11	228	20.7	2	44	18	33

POSTSEASON COMPARISON: RECEIVING - CLEVELAND BROWNS

DATE	OPP	W/L	GP/GS	REC	YDS.	AVG.	TD	LG	TGTS	YAC
1/10/21	PIT vs. CLV	L	P	5	72	14.4	0	27	6	22
TOTALS		0/1	1/0	5	72	14.4	0	27	6	22

JAMES WASHINGTON'S NFL REGULAR SEASON RUSHING/RECEIVING STATISTICS

RECEIVING									RUSHING				
DATE	TEAM	GP	GS	NO.	YDS.	AVG.	LG	TD	NO.	YDS.	AVG.	LG	TD
2018	Steelers	14	6	16	217	13.6	47	1	0	0	0.0	0	0
2019	Steelers	15	10	44	735	16.7	79t	3	0	0	0.0	0	0
2020	Steelers	16	7	30	392	13.1	50t	5	0	0	0.0	0	0
2021	Steelers	5	1	10	108	10.8	30	0	0	0	0.0	0	0
NFL TOTALS		50	24	100	1,452	14.5	79T	9	0	0	0.0	0	0

JAMES WASHINGTON'S NFL POSTSEASON RUSHING/RECEIVING STATISTICS

		RECEIVING							RUSHING				
DATE	TEAM	GP	GS	NO.	YDS.	AVG.	LG	TD	NO.	YDS.	AVG.	LG	TD
2020	Steelers	1	0	5	72	14.4	27	0	0	0	0.0	0	0
NFL TOTALS		1	0	5	72	14.4	27	0	0	0	0.0	0	0

JAMES WASHINGTON'S NFL REGULAR SEASON RETURN STATISTICS

KICKOFF RETURNS							PUNT RETURNS					
DATE	TEAM	RET.	YDS.	AVG.	LG	TD	NO.	FC	YDS.	AVG.	LG	TD
2018	Steelers	0	0	0.0	0	0	0	0	0	0.0	0	0
2019	Steelers	0	0	0.0	0	0	0	0	0	0.0	0	0
2020	Steelers	0	0	0.0	0	0	0	0	0	0.0	0	0
2021	Steelers	0	0	0.0	0	0	0	0	0	0.0	0	0
NFL TOTALS		0	0	0.0	0	0	0	0	0	0.0	0	0

JAMES WASHINGTON'S NFL POSTSEASON RETURN STATISTICS

KICKOFF RETURNS							PUNT RETURNS					
DATE	TEAM	RET.	YDS.	AVG.	LG	TD	NO.	FC	YDS.	AVG.	LG	TD
2020	Steelers	0	0	0.0	0	0	0	0	0	0.0	0	0
NFL TOTALS		0	0	0.0	0	0	0	0	0	0.0	0	0

SINGLE-GAME HIGHS: RECEIVING

Receptions	6 vs. Los Angeles Rams, Nov 10, 2019 5 vs. Houston Texans, Sep 27, 2020 ...2 more at 5.	Special Teams Tackles	1 at Baltimore Ravens, Nov 04, 2018
Receiving Yards	111 vs. Cleveland Browns, Dec 01, 2019 98 at Cincinnati Bengals, Nov 24, 2019	Miscellaneous Tackles	1 at Buffalo Bills, Dec 13, 2020 1 vs. Buffalo Bills, Dec 15, 2019 ...1 more at 1.
Longest Receptions	79t at Cincinnati Bengals, Nov 24, 2019 50t vs. Washington Football Team, Dec 07, 2020	Most TDs	1 at Buffalo Bills, Dec 13, 2020 1 vs. Washington, Dec 07, 2020 ...7 more at 1.
Receiving TDs	1 at Buffalo Bills, Dec 13, 2020 1 vs. Washington, Dec 07, 2020 ...7 more at 1.	Receiving Average	32.7 at Cincinnati Bengals, Nov 24, 2019 27.8 vs. Cleveland Browns, Dec 01, 2019
All-Purpose Yards	111 vs. Cleveland Browns, Dec 01, 2019 98 at Cincinnati Bengals, Nov 24, 2019		

SINGLE-GAME HIGHS - POSTSEASON: RECEIVING

Receptions	5 vs. Cleveland Browns, Jan 10, 2021	Longest Receptions	27 vs. Cleveland Browns, Jan 10, 2021
Receiving Yards	72 vs. Cleveland Browns, Jan 10, 2021		17 vs. Cleveland Browns, Jan 10, 2021
			14 vs. Cleveland Browns, Jan 10, 2021
			10 vs. Cleveland Browns, Jan 10, 2021
			4 vs. Cleveland Browns, Jan 10, 2021
		All-Purpose Yards	72 vs. Cleveland Browns, Jan 10, 2021

100-YARD RECEIVING GAMES (1): REGULAR SEASON


DATE	TEAM	NO.	YDS.	AVG.	LG	TD
12/01/19	BROWNS	4	111	27.8	44	1

2021 GAME-BY-GAME REGULAR-SEASON STATISTICS (STEELERS)

			RECEIVING					RUSHING						
DATE	OPPONENT	P/S	NO.	YDS.	AVG.	LG	TD	NO.	YDS.	AVG.	LG	TD	W/L	SCORE
09/12	at Bills	P	2	10	5.0	9	0	0	0	0.0	0	0	W	23-16
09/19	Raiders	P	0	0	0.0	0	0	0	0	0.0	0	0	L	17-26
09/26	Bengals	S	3	20	6.7	8	0	0	0	0.0	0	0	L	10-24
10/03	at Packers	P	4	69	17.3	30	0	0	0	0.0	0	0	L	17-27
10/10	Broncos							ON INACTIVE LIST					W	27-19
10/17	Seahawks	P	1	9	9.0	9	0	0	0	0.0	0	0	W	23-20+
2021 TOTALS		5-1	10	108	10.8	30	0	0	0	0.0	0	0	3-3	
+ - Overtime														

2020 GAME-BY-GAME POSTSEASON STATISTICS (STEELERS)

			RECEIVING					RUSHING						
DATE	OPPONENT	P/S	NO.	YDS.	AVG.	LG	TD	NO.	YDS.	AVG.	LG	TD	W/L	SCORE
01/10	Browns	P	5	72	14.4	27	0	0	0	0.0	0	0	L	37-48
2020 TOTALS		1-0	5	72	14.4	27	0	0	0	0.0	0	0	0-1	



44

DEREK WATT

FULLBACK

HEIGHT: 6-2 BIRTHPLACE Pewaukee, WI
WEIGHT: 234 HOW ACQUIRED: UFA '20
COLLEGE: Wisconsin NFL EXPERIENCE: 6th year
BORN: Nov. 7, 1992 (28)

REGULAR SEASON COMPARISON: RECEIVING - CLEVELAND BROWNS

DATE	OPP	W/L	GP/GS	REC	YDS.	AVG.	TD	LG	TGTS	YAC
12/24/16	SD @ CLV	L	P	1	16	16.0	0	16	1	10
TOTALS		0/1	1/0	1	16	16.0	0	16	1	10

DEREK WATT'S NFL REGULAR SEASON RUSHING/RECEIVING STATISTICS

DATE	TEAM	GP	GS	RUSHING					RECEIVING				
				NO.	YDS.	AVG.	LG	TD	NO.	YDS.	AVG.	LG	TD
2016	Chargers	16	2	2	4	2.0	2	0	4	83	20.8	53	0
2017	Chargers	16	4	6	24	4.0	17	0	2	35	17.5	23	0
2018	Chargers	16	5	4	11	2.8	8	1	1	2	2.0	2	0
2019	Chargers	16	2	7	10	1.4	3	1	3	32	10.7	21	0
2020	Steelers	12	0	0	0	0.0	0	0	0	0	0.0	0	0
2021	Steelers	6	1	0	0	0.0	0	0	1	3	3.0	3	0
NFL TOTALS		82	14	19	49	2.6	17	1	11	155	14.1	53	0

DEREK WATT'S NFL POSTSEASON RUSHING/RECEIVING STATISTICS

DATE	TEAM	GP	GS	RUSHING					RECEIVING				
				NO.	YDS.	AVG.	LG	TD	NO.	YDS.	AVG.	LG	TD
2018	Chargers	2	0	0	0	0.0	0	0	1	1	1.0	1	0
2020	Steelers	1	0	2	2	1.0	2	0	0	0	0.0	0	0
NFL TOTALS		3	0	2	2	1.0	2	0	1	1	1.0	1	0

DEREK WATT'S NFL REGULAR SEASON RETURN STATISTICS

DATE	TEAM	RET.	KICKOFF RETURNS					PUNT RETURNS				
			YDS.	AVG.	LG	TD	NO.	FC	YDS.	AVG.	LG	TD
2016	Chargers	0	0	0.0	0	0	0	0	0	0.0	0	0
2017	Chargers	0	0	0.0	0	0	0	0	0	0.0	0	0
2018	Chargers	0	0	0.0	0	0	0	0	0	0.0	0	0
2019	Chargers	0	0	0.0	0	0	0	0	0	0.0	0	0
2020	Steelers	0	0	0.0	0	0	0	0	0	0.0	0	0
2021	Steelers	0	0	0.0	0	0	0	0	0	0.0	0	0
NFL TOTALS		0	0	0.0	0	0	0	0	0	0.0	0	0

DEREK WATT'S NFL POSTSEASON RETURN STATISTICS

KICKOFF RETURNS							PUNT RETURNS						
DATE	TEAM	RET.	YDS.	AVG.	LG	TD	NO.	FC	YDS.	AVG.	LG	TD	
2018	Chargers	0	0	0.0	0	0	0	0	0	0.0	0	0	
2020	Steelers	0	0	0.0	0	0	0	0	0	0.0	0	0	
NFL TOTALS		0	0	0.0	0	0	0	0	0	0.0	0	0	

SINGLE-GAME HIGHS: RUSHING/RECEIVING

Rush Attempts	2 at Jacksonville Jaguars, Dec 08, 2019 2 vs. Indianapolis Colts, Sep 08, 2019 ...2 more at 2.	Longest Receptions	53 at Denver Broncos, Oct 30, 2016 23 at New York Jets, Dec 24, 2017
Rushing Yards	17 vs. Buffalo Bills, Nov 19, 2017 8 at Denver Broncos, Dec 30, 2018	All-Purpose Yards	53 at Denver Broncos, Oct 30, 2016 26 at New York Jets, Dec 24, 2017
Longest Runs	17 vs. Buffalo Bills, Nov 19, 2017 8 at Denver Broncos, Dec 30, 2018	Special Teams Tackles	5 at Oakland Raiders, Nov 07, 2019 2 vs. Seattle Seahawks, Oct 17, 2021 ...4 more at 2.
Rushing TDs	1 at Jacksonville Jaguars, Dec 08, 2019	Miscellaneous Tackles	1 at Oakland Raiders, Oct 09, 2016
Receptions	1 vs. Denver Broncos, Oct 06, 2019 1 at Miami Dolphins, Sep 29, 2019 ...8 more at 1.	Most TDs	1 at Jacksonville Jaguars, Dec 08, 2019
Receiving Yards	53 at Denver Broncos, Oct 30, 2016 23 at New York Jets, Dec 24, 2017		

SINGLE-GAME HIGHS - POSTSEASON: RUSHING/RECEIVING

Rush Attempts	2 vs. Cleveland Browns, Jan 10, 2021	Receiving Yards	1 at Baltimore Ravens, Jan 06, 2019
Rushing Yards	2 vs. Cleveland Browns, Jan 10, 2021	Longest Receptions	1 at Baltimore Ravens, Jan 06, 2019
Longest Runs	2 vs. Cleveland Browns, Jan 10, 2021	All-Purpose Yards	2 vs. Cleveland Browns, Jan 10, 2021
Receptions	1 at Baltimore Ravens, Jan 06, 2019		1 at Baltimore Ravens, Jan 06, 2019
		Special Teams Tackles	1 vs. Cleveland Browns, Jan 10, 2021

2021 GAME-BY-GAME REGULAR-SEASON STATISTICS (STEELERS)

DATE	OPPONENT	P/S	RUSHING					RECEIVING					W/L	SCORE
			NO.	YDS.	AVG.	LG	TD	NO.	YDS.	AVG.	LG	TD		
09/12	at Bills	P	0	0	0.0	0	0	0	0	0.0	0	0	W	23-16
09/19	Raiders	P	0	0	0.0	0	0	0	0	0.0	0	0	L	17-26
09/26	Bengals	P	0	0	0.0	0	0	1	3	3.0	3	0	L	10-24
10/03	at Packers	P	0	0	0.0	0	0	0	0	0.0	0	0	L	17-27
10/10	Broncos	P	0	0	0.0	0	0	0	0	0.0	0	0	W	27-19
10/17	Seahawks	S	0	0	0.0	0	0	0	0	0.0	0	0	W	23-20+
2021 TOTALS		6-1	0	0	0.0	0	0	1	3	3.0	3	0	3-3	

+ - Overtime

2020 GAME-BY-GAME POSTSEASON STATISTICS (STEELERS)

DATE	OPPONENT	P/S	RUSHING					RECEIVING					W/L	SCORE
			NO.	YDS.	AVG.	LG	TD	NO.	YDS.	AVG.	LG	TD		
01/10	Browns	P	2	2	1.0	2	0	0	0	0.0	0	0	L	37-48
2020 TOTALS		1-0	2	2	1.0	2	0	0	0	0.0	0	0	0-1	

2018 GAME-BY-GAME POSTSEASON STATISTICS (CHARGERS)

DATE	OPPONENT	P/S	RUSHING					RECEIVING					W/L	SCORE
			NO.	YDS.	AVG.	LG	TD	NO.	YDS.	AVG.	LG	TD		
01/06	at Ravens	P	0	0	0.0	0	0	1	1	1.0	1	0	W	23-17
01/13	at Patriots	P	0	0	0.0	0	0	0	0	0.0	0	0	L	28-41
2018 TOTALS		2-0	0	0	0.0	0	0	1	1	1.0	1	0	1-1	



POSTSEASON COMPARISON: DEFENSIVE - CLEVELAND BROWNS

T.J. WATT'S NFL REGULAR SEASON DEFENSIVE STATISTICS

T.J. WATT'S NFL POSTSEASON DEFENSIVE STATISTICS

SINGLE-GAME HIGHS: DEFENSIVE

Total Tackles	10 at Cleveland Browns, Sep 09, 2018 8 vs. Atlanta Falcons, Oct 07, 2018 ...1 more at 8.	Tackles For Loss	4 at Cleveland Browns, Sep 09, 2018 3 vs. Seattle Seahawks, Oct 17, 2021 ...6 more at 3.
Sacks	3.0 vs. Atlanta Falcons, Oct 07, 2018 3.0 at Cleveland Browns, Sep 09, 2018	Interceptions	1 at New York Giants, Sep 14, 2020 1 at Arizona Cardinals, Dec 08, 2019 ...2 more at 1.
Passes Defensed	3 vs. Seattle Seahawks, Oct 17, 2021 3 at Dallas Cowboys, Nov 08, 2020	Interception Return Yards	17 at Cleveland Browns, Sep 10, 2017 7 at San Francisco 49ers, Sep 22, 2019
Forced Fumbles	2 vs. Miami Dolphins, Oct 28, 2019 2 vs. Cincinnati Bengals, Dec 30, 2018 ...1 more at 2.	Special Teams Tackles	1 vs. Tennessee Titans, Nov 16, 2017 1 at Cleveland Browns, Sep 10, 2017
Fumble Recoveries	1 at Green Bay Packers, Oct 03, 2021 1 at New York Jets, Dec 22, 2019 ...3 more at 1.		

SINGLE-GAME HIGHS - POSTSEASON: DEFENSIVE

Total Tackles	3 vs. Cleveland Browns, Jan 10, 2021 2 vs. Jacksonville Jaguars, Jan 14, 2018	Tackles For Loss	1 vs. Cleveland Browns, Jan 10, 2021
Passes Defensed	1 vs. Cleveland Browns, Jan 10, 2021 1 vs. Jacksonville Jaguars, Jan 14, 2018		

[illegible][illegible][illegible]



15

CODY WHITE

WIDE RECEIVER

HEIGHT: 6-3
WEIGHT: 215
COLLEGE: Michigan State
BORN: Nov. 28, 1998 (22)

BIRTHPLACE Novi, MI
HOW ACQUIRED: FA '20
NFL EXPERIENCE: 1st year

CODY WHITE'S NFL REGULAR SEASON RUSHING/RECEIVING STATISTICS

DATE	TEAM	GP	GS	RECEIVING					RUSHING				
				NO.	YDS.	AVG.	LG	TD	NO.	YDS.	AVG.	LG	TD
2021	Steelers	4	0	2	17	8.5	11	0	0	0	0.0	0	0
NFL TOTALS		4	0	2	17	8.5	11	0	0	0	0.0	0	0

CODY WHITE'S NFL POSTSEASON RUSHING/RECEIVING STATISTICS

DATE	TEAM	GP	GS	RECEIVING					RUSHING				
				NO.	YDS.	AVG.	LG	TD	NO.	YDS.	AVG.	LG	TD
2020	Steelers	0	0	0	0	0.0	0	0	0	0	0.0	0	0
NFL TOTALS		0	0	0	0	0.0	0	0	0	0	0.0	0	0

CODY WHITE'S NFL REGULAR SEASON RETURN STATISTICS

KICKOFF RETURNS							PUNT RETURNS					
DATE	TEAM	RET.	YDS.	AVG.	LG	TD	NO.	FC	YDS.	AVG.	LG	TD
2021	Steelers	0	0	0.0	0	0	0	0	0	0.0	0	0
NFL TOTALS		0	0	0.0	0	0	0	0	0	0.0	0	0

CODY WHITE'S NFL POSTSEASON RETURN STATISTICS

KICKOFF RETURNS							PUNT RETURNS					
DATE	TEAM	RET.	YDS.	AVG.	LG	TD	NO.	FC	YDS.	AVG.	LG	TD
2020	Steelers	0	0	0.0	0	0	0	0	0	0.0	0	0
NFL TOTALS		0	0	0.0	0	0	0	0	0	0.0	0	0

SINGLE-GAME HIGHS: RECEIVING


Receptions	2 vs. Cincinnati Bengals, Sep 26, 2021	Longest Receptions	11 vs. Cincinnati Bengals, Sep 26, 2021
Receiving Yards	17 vs. Cincinnati Bengals, Sep 26, 2021		6 vs. Cincinnati Bengals, Sep 26, 2021
		All-Purpose Yards	17 vs. Cincinnati Bengals, Sep 26, 2021

2021 GAME-BY-GAME REGULAR-SEASON STATISTICS (STEELERS)

DATE	OPPONENT	P/S	RECEIVING					RUSHING					W/L	SCORE
			NO.	YDS.	AVG.	LG	TD	NO.	YDS.	AVG.	LG	TD		
09/12	at Bills												W	23-16
09/19	Raiders												L	17-26
09/26	Bengals	P	2	17	8.5	11	0	0	0	0.0	0	0	L	10-24
10/03	at Packers	P	0	0	0.0	0	0	0	0	0.0	0	0	L	17-27
10/10	Broncos	P	0	0	0.0	0	0	0	0	0.0	0	0	W	27-19
10/17	Seahawks	P	0	0	0.0	0	0	0	0	0.0	0	0	W	23-20+
2021 TOTALS		4-0	2	17	8.5	11	0	0	0	0.0	0	0	3-3	
+ - Overtime														

2020 GAME-BY-GAME POSTSEASON STATISTICS (STEELERS)

DATE	OPPONENT	P/S	RECEIVING					RUSHING					W/L	SCORE
			NO.	YDS.	AVG.	LG	TD	NO.	YDS.	AVG.	LG	TD		
01/10	Browns												L	37-48
2020 TOTALS		0-0	0	0	0.0	0	0	0	0	0.0	0	0	0-1	



25

AHKELLO WITHERSPOON

(uh-KELL-oh)

CORNERBACK

HEIGHT: 6-2

WEIGHT: 195

COLLEGE: Colorado

BORN: Mar. 21, 1995 (26)

BIRTHPLACE: Sacramento, CA

HOW ACQUIRED: TR '21 (SEA)

NFL EXPERIENCE: 5th year

AHKELLO WITHERSPOON'S NFL REGULAR SEASON DEFENSIVE STATISTICS

DATE	TEAM	GP	GS	TK	S	TACKLES					QBH	INTERCEPTIONS					O. FUMB					ST				MISC	
						A	TFL	YDS	SK	YDS		NO	YDS	LG	TD	PD	FF	FR	TD	YDS	TK	S	A	FF	FR	S	A
2017	49ers	12	9	32	28	4	0	0	0.0	0.0	0	2	42	23	0	7	1	0	0	0	0	0	0	0	0	0	
2018	49ers	14	12	37	30	7	0	0	0.0	0.0	0	0	0	0	4	0	0	0	0	0	0	0	1	0	0		
2019	49ers	10	8	28	24	4	2	0	0.0	0.0	0	1	25	25t	1	9	0	0	0	0	0	0	0	0	0		
2020	49ers	11	4	19	16	3	1	1	0.0	0.0	0	1	0	0	4	0	0	0	0	1	1	0	0	0	0		
2021	Steelers	1	0	0	0	0	0	0	0.0	0.0	0	0	0	0	0	0	0	0	0	0	0	0	0	0	0		
NFL TOTALS		48	33	116	98	18	2	3	0.0	0.0	0	4	67	25T	1	24	1	0	0	0	1	1	0	0	1	0	0

AHKELLO WITHERSPOON'S NFL POSTSEASON DEFENSIVE STATISTICS

TACKLES										INTERCEPTIONS				O. FUMB				ST				MISC					
DATE	TEAM	GP	GS	TK	S	A	TFL	YDS	SK	YDS	QBH	NO	YDS	LG	TD	PD	FF	FR	TD	YDS	TK	S	A	FF	FR	S	A
2019	49ers	3	1	1	1	0	0	0	0.0	0.0	0	0	0	0	0	0	0	0	0	0	3	1	2	0	0	0	0
NFL TOTALS		3	1	1	1	0	0	0	0.0	0.0	0	0	0	0	0	0	0	0	0	0	3	1	2	0	0	0	0

SINGLE-GAME HIGHS: DEFENSIVE

- Total Tackles7 at Arizona Cardinals, Dec 26, 2020
5 at New York Jets, Sep 20, 2020
...4 more at 5.
- Passes Defended3 at Tampa Bay Buccaneers, Sep 08, 2019
2 at Dallas Cowboys, Dec 20, 2020
...3 more at 2.
- Forced Fumbles1 at Los Angeles Rams, Dec 31, 2017
- Tackles For Loss1 at Arizona Cardinals, Dec 26, 2020
1 vs. Pittsburgh Steelers, Sep 22, 2019
- Interceptions1 at Arizona Cardinals, Dec 26, 2020
1 at Tampa Bay Buccaneers, Sep 08, 2019
...2 more at 1.
- Interception Return Yards25 at Tampa Bay Buccaneers, Sep 08, 2019
23 vs. Jacksonville Jaguars, Dec 24, 2017
- Special Teams Tackles1 at New England Patriots, Oct 25, 2020
- Special Teams Fumble Recoveries1 at Minnesota Vikings, Sep 09, 2018

SINGLE-GAME HIGHS - POSTSEASON: DEFENSIVE

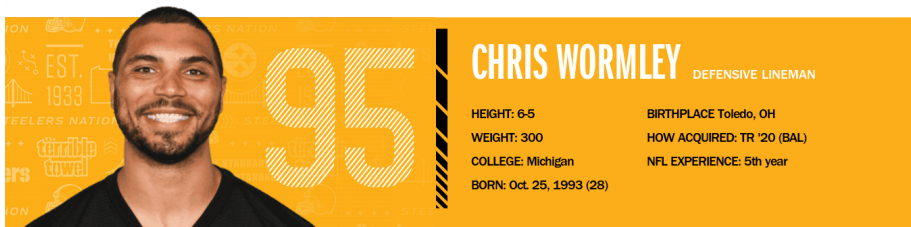
- Total Tackles1 vs. Minnesota Vikings, Jan 11, 2020
- Special Teams Tackles2 vs. Green Bay Packers, Jan 19, 2020
1 at Kansas City Chiefs, Feb 02, 2020

2021 GAME-BY-GAME REGULAR-SEASON STATISTICS (STEELERS)

DATE	OPPONENT	P/S	TACKLES							INTERCEPTIONS				O. FUMB			ST			MISC		W/L	SCORE				
			TK	S	A	SK	YDS	TFL	YDS	QBH	NO	YDS	LG	TD	PD	FF	FR	TD	YDS	TK	S			A	FF	FR	S
09/12	at Bills	P								ON INACTIVE LIST																W	23-16
09/19	Raiders		0	0	0	0.0	0.0	0	0	0	0	0	0	0	0	0	0	0	0	0	0	0	0	0	0	L	17-26
09/26	Bengals										ON INACTIVE LIST															L	10-24
10/03	at Packers										ON INACTIVE LIST															L	17-27
10/10	Broncos										ON INACTIVE LIST															W	27-19
10/17	Seahawks										ON INACTIVE LIST															W	23-20+
2021 TOTALS			1-0	0	0	0	0.0	0.0	0	0	0	0	0	0	0	0	0	0	0	0	0	0	0	0	3-3		
+ - Overtime																											

2019 GAME-BY-GAME POSTSEASON STATISTICS (49ERS)

DATE	OPPONENT	P/S	TACKLES							INTERCEPTIONS					O. FUMB			ST			MISC							
			TK	S	A	SK	YDS	TFL	YDS	QBH	NO	YDS	LG	TD	PD	FF	FR	TD	YDS	TK	S	A	FF	FR	S	A	W/L	SCORE
01/11	Vikings	S	1	1	0	0.0	0.0	0	0	0	0	0	0	0	0	0	0	0	0	0	0	0	0	0	0	W	27-10	
01/19	Packers	P	0	0	0	0.0	0.0	0	0	0	0	0	0	0	0	0	0	0	2	1	1	0	0	0	0	W	37-20	
02/02	at Chiefs	P	0	0	0	0.0	0.0	0	0	0	0	0	0	0	0	0	0	0	1	1	1	0	0	0	0	L	20-31	
2019 TOTALS			3-1	1	1	0	0.0	0.0	0	0	0	0	0	0	0	0	0	0	0	3	1	2	0	0	0	0	2-1	



REGULAR SEASON COMPARISON: DEFENSIVE - CLEVELAND BROWNS

DATE	OPP	W/L	GP/GS	TOT	TACKLES					INT	TFL	PD	QBH	TD	MISC	
					SOLO	ASST	SACK	YDS.	FF						FUM	
10/7/18	BLT @ CLV	L	S	1	1	0	0.0	0.0	0	0	0	0	0	0	0	0
12/30/18	BLT vs. CLV	W	P	1	1	0	0.0	0.0	0	0	0	1	0	0	0	0
9/29/19	BLT vs. CLV	L	S	1	1	0	0.0	0.0	0	0	1	0	0	0	0	0
12/22/19	BLT @ CLV	W	P	4	3	1	0.0	0.0	0	0	0	0	0	0	0	0
10/18/20	PIT vs. CLV	W	P	1	0	1	0.0	0.0	0	1	0	0	0	0	0	0
1/3/21	PIT @ CLV	L	S	2	1	1	1.0	9.0	0	1	1	3	0	0	0	0
TOTALS		3/3	6/3	10	7	3	1.0	9.0	0	1	1	3	0	0	0	0

CHRIS WORMLEY'S NFL REGULAR SEASON DEFENSIVE STATISTICS																										
DATE	TEAM	GP	GS	TK	S	TACKLES					INTERCEPTIONS					O. FUMB				ST				MISC		
						A	FL	YDS	SK	YDS	QBH	N	YDS	LG	TD	PD	FF	FR	TD	YDS	TK	S	A	FF	FR	S
2017	Ravens	5	7	2	5	0	2	7	0.0	0.0	1	0	0	0	0	0	0	0	0	0	0	0	0			
2018	Ravens	16	16	13	3	2	7	1.0	6.0	2	0	0	0	5	0	0	0	0	0	0	0	0	0			
2019	Ravens	16	7	33	17	16	2	9	1.5	7.0	6	0	0	0	2	0	0	0	0	0	0	0	0			
2020	Steelers	13	1	8	3	5	1	9	1.0	9.0	3	0	0	0	0	0	0	0	0	0	0	0	0			
2021	Steelers	6	5	16	9	7	0	0	0.5	7.5	1	0	0	0	2	1	0	0	0	0	0	0	0			
NFL TOTALS		58	21	78	47	31	5	25	4.0	29.5	13	0	0	0	9	1	0	0	0	0	0	0	0			

SINGLE-GAME HIGHS: DEFENSIVE

Total Tackles	5 vs. Seattle Seahawks, Oct 17, 2021 4 at Green Bay Packers, Oct 03, 2021 ...5 more at 4.	Forced Fumbles Tackles For Loss	1 at Green Bay Packers, Oct 03, 2021 2 at Cincinnati Bengals, Nov 10, 2019 1 at Cleveland Browns, Jan 03, 2021 ...2 more at 1.
Sacks	1.0 at Cleveland Browns, Jan 03, 2021 1.0 at Cincinnati Bengals, Nov 10, 2019 ...1 more at 1.0.		
Passes Defensed	2 vs. Buffalo Bills, Sep 09, 2018 1 vs. Seattle Seahawks, Oct 17, 2021 ...6 more at 1.		

			TACKLES								INTERCEPTIONS				F. FUMB				ST			MISC									
DATE	OPPONENT	P/S	TK	S	A	SK	YDS	TFL	YDS	QBH	NO	YDS	LG	TD	PD	FF	FR	TD	YDS	TK	S	A	FF	FR	TD	MISC	S	A	W/L	SCORE	
09/12	at Bills	P	1	0	1	0.0	0.0	0	0	0	0	0	0	0	0	0	0	0	0	0	0	0	0	0	0	0	0	0	W	23-16	
09/19	Raiders	S	1	1	0	0.0	0.0	0	0	0	0	0	0	0	1	0	0	0	0	0	0	0	0	0	0	0	0	0	L	17-26	
09/26	Bengals	S	4	2	2	0.0	0.0	0	0	0	0	0	0	0	0	0	0	0	0	0	0	0	0	0	0	0	0	0	L	10-24	
10/03	at Packers	S	4	3	1	0.0	0.0	0	0	0	0	0	0	0	0	1	0	0	0	0	0	0	0	0	0	0	0	0	L	17-27	
10/10	Broncos	S	1	1	0	0.0	0.0	0	0	0	0	0	0	0	0	0	0	0	0	0	0	0	0	0	0	0	0	0	W	27-19	
10/17	Seahawks	S	5	2	3	0.5	7.5	0	0	1	0	0	0	0	1	0	0	0	0	0	0	0	0	0	0	0	0	0	W	23-20+	
2021 TOTALS			6-5	16	9	7	0.5	7.5	0	0	1	0	0	0	0	2	1	0	0	0	0	0	0	0	0	0	0	0	3-3		
+ = Overtime																															

[illegible][illegible][illegible]

PITTSBURGH STEELERS / REGULAR SEASON WEEK 17 / THROUGH SUNDAY, JANUARY 3, 2021

MIKE TOMLIN (6 GAMES) / ADRIAN KLEMM (3 GAMES)					
WON 3, LOST 3					
09/12	W	23-16	at Buffalo	69/787	
09/19	L	17-26	Las Vegas	63/707	
09/26	L	10-24	Cincinnati	58/076	
10/03	L	17-27	at Green Bay	78/281	
10/10	W	27-19	Denver	59/841	
10/17	W	23-20 (OT)	Seattle	60/821	

2021 TEAM STATISTICS			
	RIT	OPP	
FIRST DOWNS	112	114	
Rushing	25	36	
Passing	75	73	
Penalty	12	5	
Third Down-Made/Att	34/90	30/79	
Third Down Efficiency	42.5%	38.0%	
Fourth Down-Made/Att	0/5	5/9	
Fourth Down Efficiency	0.0%	55.6%	

TOTAL NET YARDS	1,943	2,114	
Avg. Per Game	323.8	352.3	
Total Plays	378	379	
Avg. Per Play	5.1	5.6	

NET YARDS RUSHING	487	646	
Avg. Per Game	81.2	107.7	
Total Rushes	131	152	
Avg. Per Rush	3.7	4.3	

NET YARDS PASSING	1,456	1,468	
Avg. Per Game	242.7	244.7	
Sacked/Yards Lost	12/59	15/101	
Gross Yards	1,515	1,569	
Attempts/Completions	235/153	212/139	
Pct. of Completion	65.1%	65.6%	
Had Interception	4	2	

PUNTS/AVERAGE	25/44.9	27/46.1	
Net Punting Average	40.3	38.7	
PUNT RETURN/AVG.	10/8.3	11/7.5	
KICKOFF RETURN/AVG.	13/24.7	15/26.8	
INTERCEPTION RETURN/AVG.	2/7.5	4/7.8	
PENALTIES/YARDS	38/279	39/347	
FUMBLES/BALL LOST	6/3	10/3	
TOUCHDOWNS	12	13	
Rushing	4	2	
Passing	7	11	
Returns	1	0	

EXTRA POINTS/ATTEMPTS	12/12	12/12	
TWO POINT CONVERSION/ATT.	0/0	0/1	
FIELD GOALS/ATTEMPTS	11/12	14/14	
AVG. TIME OF POSSESSION	29:57	30:03	

* SCORE BY PERIODS	Q1	Q2	Q3	Q4	OT	PTS
TEAM	14	41	16	43	3	117
OPPONENTS	16	40	41	35	0	132

SCORING	TD	RU	PA	RT	K-PAT	FG	2PT	S	PTS
C. Boswell	0	0	0	0	12/12	11/12	0	0	45
N. Harris	4	2	2	0	0/0	0/0	0	0	24
D. Johnson	3	0	3	0	0/0	0/0	0	0	18
C. Claypool	1	0	1	0	0/0	0/0	0	0	6
E. Ebron	1	1	0	0	0/0	0/0	0	0	6
P. Friermuth	1	0	1	0	0/0	0/0	0	0	6
U. Gilbert III	1	0	0	1	0/0	0/0	0	0	6
J. Smith-Schuster	1	1	0	0	0/0	0/0	0	0	6
TEAM	12	4	7	1	12/12	11/12	0	0	117
OPPONENTS	13	2	11	0	12/12	14/14	0	0	132

SACKS: T. Watt 7.0, C. Heyward 2.0, D. Bush 2.0, A. Highsmith 1.5, H. Mondeaux 1.0, M. Ingram III 1.0, C. Wormley 0.5, TM 15.0, OPP 11.0 FUM LOST: B. Roethlisberger 5/3, R. McCloud 1/0, TM 6/3, OPP 10/3

* PASSING	ATT	CMP	YDS	CMP%	YDS/ATT	TD	TD%	INT	INT%	LONG	SACK	LOST	RATING
B. Roethlisberger	235	153	1,515	65.1	6.4	7	3.0	4	1.7	59	12.0	59	86.0
TEAM	235	153	1,515	65.1	6.4	7	3.0	4	1.7	59	12	59	86.0
OPPONENTS	212	139	1,569	65.6	7.4	11	5.2	2	0.9	61t	15	10t	100.9

* RUSHING	NO.	YDS	AVG	LONG	TD
N. Harris	102	388	3.8	20	2
D. Johnson	1	25	25.0	25	0
C. Claypool	2	22	11.0	25	0
B. Snell Jr.	8	21	2.6	9	0
K. Ballage	6	15	2.5	11	0
J. Smith-Schuster	9	3	3.0	3t	1
B. Roethlisberger	8	6	0.8	8	0
E. Ebron	1	1	1.0	1t	1
TEAM	131	487	3.7	25	4
OPPONENTS	152	646	4.3	49	2

* RECEIVING	YAR	NO.	YDS	AVG	LONG	TD
D. Johnson	50	34	376	11.1	50t	3
N. Harris	46	34	244	7.2	25t	2
C. Claypool	42	22	358	16.3	59	1
J. Smith-Schuster	28	15	129	8.6	24	0
P. Friermuth	20	18	158	8.8	24	1
J. Washington	14	10	108	10.8	30	0
E. Ebron	13	7	47	6.7	19	0
R. McCloud	9	7	54	7.7	24	0
Z. Gentry	4	3	21	7.0	13	0
C. White	3	2	17	8.5	11	0
B. Snell Jr.	2	0	0	0.0	0	0
D. Watt	1	1	3	3.0	3	0
K. Ballage	1	0	0	0.0	0	0
TEAM	233	153	1,515	9.9	59	7
OPPONENTS	204	139	1,569	11.3	61t	11

* INTERCEPTIONS	NO.	YDS	AVG	LONG	TD
T. Edmunds	1	15	15.0	15	0
J. Pierre	1	0	0.0	0	0
TEAM	2	15	7.5	15	0
OPPONENTS	4	31	7.8	18	0

* FUMBLES	FUM	LST	FF	REC	TD
B. Roethlisberger	5	3	0	1	0
C. Okorfor	0	0	0	1	0
R. McCloud	1	0	0	1	0
TEAM	6	3	0	3	0
OPPONENTS	10	3	0	3	0

* PUNTING	NO.	YDS	AVG	NET	TB	IN	LG	B
P. Harvin III	25	1,122	44.9	40.8	1	11	63	0
TEAM	25	1,122	44.9	40.8	1	11	63	0
OPPONENTS	27	1,246	46.1	38.7	4	13	65	1

* PUNT RETURNS	RET	FC	YDS	AVG	LONG	TD
R. McCloud	10	7	83	8.3	15	0
TEAM	10	7	83	8.3	15	0
OPPONENTS	11	5	82	7.5	16	0

* KICKOFF RETURNS	NO.	YDS	AVG	LONG	TD
R. McCloud	13	321	24.7	40	0
TEAM	13	321	24.7	40	0
OPPONENTS	15	402	26.8	75	0

* FIELD GOALS	1-19	20-29	30-39	40-49	50+
C. Boswell	0/0	4/4	1/1	3/4	3/3
TEAM	0/0	4/4	1/1	3/4	3/3
OPPONENTS	0/0	4/4	3/3	7/7	0/0

C. Boswell: (24G, 20G, 45G) (56G) (42WL 26G) (52G) (48G, 43G) (27G, 52G, 37G)
OPP: (37G, 25G, 42G) (46G, 33G, 41G, 45G) (43G) (26G, 29G) (39G, 29G) (40G, 43G)

2-Pt Conv: TM 0-0, OPP 0-1

2021 REGULAR SEASON PITTSBURGH STEELERS DEFENSIVE STATS
(THROUGH WEEK 6)

POS.	PLAYER	TKL.	AST.	TOTAL	TFL	SACKS/YDS.	PR	FR	FF	INT./YDS.	PD
S	M. Fitzpatrick	31	16	47	1	0.0/0.0	0	0	1	0/0	0
LB	J. Schobert	21	15	36	0	0.0/0.0	0	0	0	0/0	4
DT	C. Heyward	20	16	36	5	2.0/14.0	3	1	1	0/0	5
S	T. Edmunds	23	10	33	3	0.0/0.0	0	0	0	1/15	1
LB	D. Bush	15	10	25	2	2.0/18.0	4	1	1	0/0	0
CB	J. Pierre	21	1	22	0	0.0/0.0	0	0	1	1/0	4
LB	T. Watt	18	3	21	7	7.0/30.0	12	1	3	0/0	3
LB	A. Highsmith	11	10	21	3	1.5/15.5	4	0	0	0/0	0
CB	J. Haden	11	9	20	0	0.0/0.0	0	0	1	0/0	2
DL	C. Wormley	9	7	16	0	0.5/7.5	1	0	1	0/0	2
DB	T. Norwood	13	1	14	1	0.0/0.0	0	0	0	0/0	1
CB	C. Sutton	12	2	14	2	0.0/0.0	0	0	0	0/0	3
LB	R. Spillane	8	6	14	1	0.0/0.0	0	0	0	0/0	0
CB	A. Maulet	10	3	13	4	0.0/0.0	0	0	0	0/0	1
LB	M. Ingram III	5	5	10	2	1.0/8.0	6	0	0	0/0	1
DE	I. Buggs	3	5	8	2	0.0/0.0	0	0	0	0/0	0
DE	T. Alualu	2	3	5	0	0.0/0.0	1	0	0	0/0	0
DE	I. Loudermilk	2	1	3	0	0.0/0.0	0	0	0	0/0	1
DE	H. Mondeaux	1	1	2	1	1.0/8.0	1	0	0	0/0	0
OLB	D. Tuszka	1	1	2	0	0.0/0.0	0	0	0	0/0	0
DT	C. Davis	1	0	1	0	0.0/0.0	0	0	0	0/0	0
OLB	J. Jones	1	0	1	0	0.0/0.0	1	0	0	0/0	0
CB	J. Layne	1	0	1	0	0.0/0.0	0	0	0	0/0	0
STEELERS TOTALS		240	125	365	34	15.0/101.0	33	3	9	2/15	28
OPP. TOTALS		240	122	362	23	11.0/56.0	30	3	4	4/31	27

Ast.=Assist, TFL=Tackle for a Loss, PR=Pressures, Int.=Interception, FR=Fumble Recovery, FF=Forced Fumble, PD=Pass Defense

2021 STEELERS SPECIAL TEAMS

POS.	PLAYER	TKL.	AST.	COMB.
FB	Watt, Derek	5	1	6
CB	Layne, Justin	3	2	5
LB	Spillane, Robert	2	2	4
CB	Pierre, James	1	3	4
ILB	Gilbert III, Ulysees	1	2	3
S	Killebrew, Miles	1	2	3
OLB	Jones, Jamir	2	0	2
LS	Kuntz, Christian	2	0	2
RB	Snell Jr., Benny	1	1	2
CB	Maulet, Arthur	1	0	1
DB	Norwood, Tre	1	0	1
OLB	Tuszka, Derrek	1	0	1
TOTALS		21	13	34

DEFENSIVE STATS BY RANK

SACKS		INTERCEPTIONS		TACKLES FOR LOSS		PASSES DEFENSED		PRESSURES	
PLAYER	NO.	PLAYER	NO.	PLAYER	NO.	PLAYER	NO.	PLAYER	NO.
T. Watt	7.0	T. Edmunds	1	T. Watt	7	C. Heyward	5	T. Watt	12
D. Bush	2.0	J. Pierre	1	C. Heyward	5	J. Pierre	4	M. Ingram III	6
C. Heyward	2.0			A. Maulet	4	J. Schobert	4	D. Bush	4
A. Highsmith	1.5			T. Edmunds	3	C. Sutton	3	A. Highsmith	4
M. Ingram III	1.0			A. Highsmith	3	T. Watt	3	C. Heyward	3
H. Mondeaux	1.0			I. Buggs	2	J. Haden	2	T. Alualu	1
C. Wormley	0.5			D. Bush	2	C. Wormley	2	J. Jones	1
				M. Ingram III	2	T. Edmunds	1	H. Mondeaux	1
				C. Sutton	2	M. Ingram III	1	C. Wormley	1
				M. Fitzpatrick	1	I. Loudermilk	1		
				H. Mondeaux	1	A. Maulet	1		
				T. Norwood	1	T. Norwood	1		
				R. Spillane	1				

(AS OF OCT 26, 2021, 4:15 AM EDT)						2021 - REGULAR SEASON		
PLAYER	TACKLES	SOLO	ASSISTS	FOR FUMBLES	FUMBLE REC	BLKD FG	BLKD PAT	BLKD PUNT
Derek Watt	6	5	1	0	0	0	0	0
Justin Layne	5	3	2	0	0	0	0	0
James Pierre	4	1	3	0	0	0	0	0
Robert Spillane	4	2	2	0	0	0	0	0
Ulysees Gilbert III	3	1	2	0	0	0	0	0
Miles Killebrew	3	1	2	0	0	0	0	1
Jamir Jones	2	2	0	0	0	0	0	0
Christian Kuntz	2	2	0	0	0	0	0	0
Benny Snell Jr.	2	1	1	0	0	0	0	0
Arthur Maulet	1	1	0	0	0	0	0	0
Tre Norwood	1	1	0	0	0	0	0	0
Derrek Tuszka	1	1	0	0	0	0	0	0
2021 TOTALS	34	21	13	0	0	0	0	1

2021 REGULAR SEASON													
OFFENSE													
DATE	OPPONENT	WR	LT	LG	C	RG	RT	TE	RB	QB	WR	WR	TE
9/12	at Buffalo	J. Smith-Schuster	D. Moore Jr.	K. Dotson	K. Green	T. Turner	C. Okorafor	P. Freiermuth	N. Harris	B. Roethlisberger	D. Johnson	--	E. Ebron
9/19	Las Vegas	J. Smith-Schuster	D. Moore Jr.	K. Dotson	K. Green	T. Turner	C. Okorafor	P. Freiermuth	N. Harris	B. Roethlisberger	D. Johnson	C. Claypool	--
9/26	Cincinnati	J. Smith-Schuster	D. Moore Jr.	K. Dotson	K. Green	T. Turner	C. Okorafor	Z. Gentry	N. Harris	B. Roethlisberger	C. Claypool	J. Washington	--
10/3	at Green Bay	J. Smith-Schuster	D. Moore Jr.	K. Dotson	K. Green	T. Turner	J. Haeg	P. Freiermuth	N. Harris	B. Roethlisberger	D. Johnson	--	E. Ebron
10/10	Denver	J. Smith-Schuster	D. Moore Jr.	K. Dotson	K. Green	T. Turner	C. Okorafor	Z. Gentry	N. Harris	B. Roethlisberger	D. Johnson	C. Claypool	--
10/17	Seattle	--	D. Moore Jr.	K. Dotson	K. Green	T. Turner	C. Okorafor	Z. Gentry	N. Harris	B. Roethlisberger	D. Johnson	C. Claypool	D. Watt
10/31	at Cleveland	--	--	--	--	--	--	--	--	--	--	--	--
11/8	Chicago	--	--	--	--	--	--	--	--	--	--	--	--
11/14	Detroit	--	--	--	--	--	--	--	--	--	--	--	--
11/21	at L.A. Chargers	--	--	--	--	--	--	--	--	--	--	--	--
11/28	at Cincinnati	--	--	--	--	--	--	--	--	--	--	--	--
12/5	Baltimore	--	--	--	--	--	--	--	--	--	--	--	--
12/9	at Minnesota	--	--	--	--	--	--	--	--	--	--	--	--
12/19	Tennessee	--	--	--	--	--	--	--	--	--	--	--	--
12/26	at Kansas City	--	--	--	--	--	--	--	--	--	--	--	--
1/3	Cleveland	--	--	--	--	--	--	--	--	--	--	--	--
1/9	at Baltimore	--	--	--	--	--	--	--	--	--	--	--	--

2021 REGULAR SEASON													
DEFENSE													
DATE	OPPONENT	DT	NT	DL	LOLB	LILB	RILB	ROLB	LCB	FS	SS	RCB	NICKEL
9/12	at Buffalo	C. Heyward	T. Alualu	--	T. Watt	D. Bush	J. Schobert	A. Highsmith	J. Haden	M. Fitzpatrick	T. Edmunds	C. Sutton	T. Norwood
9/19	Las Vegas	C. Heyward	T. Alualu	C. Wormley	T. Watt	R. Spillane	J. Schobert	A. Highsmith	J. Pierre	M. Fitzpatrick	T. Edmunds	C. Sutton	--
9/26	Cincinnati	C. Heyward	I. Buggs	C. Wormley	J. Jones	D. Bush	J. Schobert	M. Ingram III	J. Haden	M. Fitzpatrick	T. Edmunds	C. Sutton	--
10/3	at Green Bay	C. Heyward	I. Buggs	C. Wormley	T. Watt	D. Bush	J. Schobert	A. Highsmith	J. Haden	M. Fitzpatrick	T. Edmunds	C. Sutton	--
10/10	Denver	C. Heyward	--	C. Wormley	T. Watt	D. Bush	J. Schobert	A. Highsmith	J. Haden	M. Fitzpatrick	T. Edmunds	J. Pierre	A. Maulet
10/17	Seattle	C. Heyward	I. Buggs	C. Wormley	T. Watt	D. Bush	J. Schobert	A. Highsmith	J. Haden	M. Fitzpatrick	T. Edmunds	C. Sutton	--
10/31	at Cleveland	--	--	--	--	--	--	--	--	--	--	--	--
11/8	Chicago	--	--	--	--	--	--	--	--	--	--	--	--
11/14	Detroit	--	--	--	--	--	--	--	--	--	--	--	--
11/21	at L.A. Chargers	--	--	--	--	--	--	--	--	--	--	--	--
11/28	at Cincinnati	--	--	--	--	--	--	--	--	--	--	--	--
12/5	Baltimore	--	--	--	--	--	--	--	--	--	--	--	--
12/9	at Minnesota	--	--	--	--	--	--	--	--	--	--	--	--
12/19	Tennessee	--	--	--	--	--	--	--	--	--	--	--	--
12/26	at Kansas City	--	--	--	--	--	--	--	--	--	--	--	--
1/3	Cleveland	--	--	--	--	--	--	--	--	--	--	--	--
1/9	at Baltimore	--	--	--	--	--	--	--	--	--	--	--	--

Rookies underlined.

2021 REGULAR SEASON PITTSBURGH STEELERS PLAYER PARTICIPATION																					
	@ BUF	LV	CIN	@ GB	DEN	SEA	@ CLE	CHI	DET	@ LAC	@ CIN	BAL	@ MIN	TEN	@ KC	CLE	@ BAL				
PLAYERS	9/12	9/19	9/26	10/3	10/10	10/17	10/31	11/8	11/14	11/21	11/28	12/5	12/9	12/19	12/26	1/3	1/9	GP	GS	DNP	IN
Marcus Allen	P	P	P	P	P	P	-	-	-	-	-	-	-	-	-	-	-	6/23	0/2	0	0
Tyson Alualu	NT	NT	IR	IR	IR	IR	-	-	-	-	-	-	-	-	-	-	-	2/174	2/111	0	0
Daniel Archibong	PS	PS	PS	PS	PS	PS	-	-	-	-	-	-	-	-	-	-	-	0/0	0/0	0	0
Kalen Ballage	P	P	P	P	P	P	-	-	-	-	-	-	-	-	-	-	-	6/40	0/8	0	0
Zach Banner	IR	IR	IR	IR	IR	SI	-	-	-	-	-	-	-	-	-	-	-	0/23	0/2	0	1
Chris Boswell	P	P	P	P	P	P	-	-	-	-	-	-	-	-	-	-	-	6/93	0/0	0	0
Isaiah Buggs	P	P	NT	NT	P	NT	-	-	-	-	-	-	-	-	-	-	-	6/25	3/4	0	0
Devin Bush	LILB	SI	LILB	LILB	LILB	LILB	-	-	-	-	-	-	-	-	-	-	-	5/26	5/25	0	1
Rico Bussey	PSI	PSI	PSI	PSI	PSI	PSI	-	-	-	-	-	-	-	-	-	-	-	0/0	0/0	0	0
Demarcus Christmas	IR	IR	IR	IR	IR	IR	-	-	-	-	-	-	-	-	-	-	-	0/0	0/0	0	0
Chase Claypool	P	WR	WR	SI	WR	WR	-	-	-	-	-	-	-	-	-	-	-	5/21	4/10	0	0
Carlos Davis	P	SI	SI	SI	SI	SI	-	-	-	-	-	-	-	-	-	-	-	1/8	0/0	0	5
Joshua Dobbs	IR	IR	IR	IR	IR	IR	-	-	-	-	-	-	-	-	-	-	-	0/6	0/0	0	0
Kevin Dotson	LG	LG	LG	LG	LG	LG	-	-	-	-	-	-	-	-	-	-	-	6/19	6/10	0	0
Eric Ebron	TE	P	P	TE	P	P	-	-	-	-	-	-	-	-	-	-	-	6/104	2/58	0	0
Terrell Edmunds	SS	SS	SS	SS	SS	SS	-	-	-	-	-	-	-	-	-	-	-	6/53	6/49	0	0
Trey Edmunds	PS	PS	PS	PS	PS	PS	-	-	-	-	-	-	-	-	-	-	-	0/35	0/0	0	0
B.J. Finney	X	P	P	P	X	P	-	-	-	-	-	-	-	-	-	-	-	4/69	0/13	2	0
Minkah Fitzpatrick	FS	FS	FS	FS	FS	FS	-	-	-	-	-	-	-	-	-	-	-	6/54	6/49	0	0
Pat Freiermuth	TE	TE	P	TE	P	P	-	-	-	-	-	-	-	-	-	-	-	6/6	3/3	0	0
Zach Gentry	P	P	TE	P	TE	TE	-	-	-	-	-	-	-	-	-	-	-	6/12	3/4	0	0
Ulysees Gilbert III	P	P	P	P	P	P	-	-	-	-	-	-	-	-	-	-	-	6/17	0/0	0	0
Chaz Green	PS	PS	PS	P	PS	PS	-	-	-	-	-	-	-	-	-	-	-	1/38	0/8	0	0
Kendrick Green	C	C	C	C	C	C	-	-	-	-	-	-	-	-	-	-	-	6/6	6/6	0	0
Joe Haden	LCB	SI	LCB	LCB	LCB	LCB	-	-	-	-	-	-	-	-	-	-	-	5/151	5/142	0	1
Joe Hageg	P	P	P	LT	P	P	-	-	-	-	-	-	-	-	-	-	-	6/73	1/39	0	0
Najee Harris	RB	RB	RB	RB	RB	RB	-	-	-	-	-	-	-	-	-	-	-	6/6	6/6	0	0
Pressley Harvin III	P	P	P	P	P	P	-	-	-	-	-	-	-	-	-	-	-	6/6	0/0	0	0
Dwayne Haskins	SI	SI	SI	SI	SI	SI	-	-	-	-	-	-	-	-	-	-	-	0/16	0/13	0	6
J.C. Hassenauer	P	P	P	P	P	P	-	-	-	-	-	-	-	-	-	-	-	6/21	0/4	0	0
Cameron Heyward	DT	DT	DT	DT	DT	DT	-	-	-	-	-	-	-	-	-	-	-	6/155	6/120	0	0
Alex Highsmith	ROLB	ROLB	SI	ROLB	ROLB	ROLB	-	-	-	-	-	-	-	-	-	-	-	5/21	5/10	0	1
Melvin Ingram III	P	P	LOLB	P	P	P	-	-	-	-	-	-	-	-	-	-	-	6/119	1/97	0	0
Buddy Johnson	P	P	X	SI	SI	SI	-	-	-	-	-	-	-	-	-	-	-	2/2	0/0	1	3
Diontae Johnson	WR	WR	SI	WR	WR	WR	-	-	-	-	-	-	-	-	-	-	-	5/36	5/30	0	1
Karl Joseph	PS	PS	PS	PS	P	PS	-	-	-	-	-	-	-	-	-	-	-	1/64	0/49	0	0
Miles Killebrew	P	P	P	P	P	P	-	-	-	-	-	-	-	-	-	-	-	6/84	0/4	0	0
Christian Kuntz	P	P	P	P	P	P	-	-	-	-	-	-	-	-	-	-	-	6/6	0/0	0	0
Justin Layne	P	P	P	P	P	P	-	-	-	-	-	-	-	-	-	-	-	6/32	0/0	0	0
John Leglue	PS	PS	PS	PS	PS	PS	-	-	-	-	-	-	-	-	-	-	-	0/0	0/0	0	0
Isaiah Loudermilk	SI	P	P	P	P	P	-	-	-	-	-	-	-	-	-	-	-	5/5	0/0	0	1
Isaiah Mack	A	A	A	A	A	PS	-	-	-	-	-	-	-	-	-	-	-	0/21	0/1	0	0
Arthur Maulet	P	P	P	P	RCB	P	-	-	-	-	-	-	-	-	-	-	-	6/40	1/13	0	0
Ray-Ray McCloud	P	P	P	P	P	P	-	-	-	-	-	-	-	-	-	-	-	6/23	0/1	0	0
Anthony McFarland Jr.	IR	IR	IR	IR	IR	IRD	-	-	-	-	-	-	-	-	-	-	-	0/11	0/0	0	0
Henry Mondeaux	PS	Active	P	P	P	P	-	-	-	-	-	-	-	-	-	-	-	4/15	0/0	0	0
Dan Moore Jr.	LT	LT	LT	LT	LT	LT	-	-	-	-	-	-	-	-	-	-	-	6/6	6/6	0	0
Tre Norwood	FS	P	P	P	P	P	-	-	-	-	-	-	-	-	-	-	-	6/6	1/1	0	0
Chukwuma Okorafor	RT	RT	RT	SI	RT	RT	-	-	-	-	-	-	-	-	-	-	-	5/35	5/24	0	1
James Pierre	P	RCB	P	P	RCB	P	-	-	-	-	-	-	-	-	-	-	-	6/22	2/2	0	0
Malcolm Pridgeon	PS	PS	PS	PS	PS	PS	-	-	-	-	-	-	-	-	-	-	-	0/0	0/0	0	0
Kevin Rader	PS	PS	PS	PS	PS	PS	-	-	-	-	-	-	-	-	-	-	-	0/1	0/1	0	0
Ben Roethlisberger	QB	QB	QB	QB	QB	QB	-	-	-	-	-	-	-	-	-	-	-	6/239	6/237	0	0
Mason Rudolph	X	X	X	X	X	X	-	-	-	-	-	-	-	-	-	-	-	0/15	0/9	6	0
Jaylen Samuels	PS	PS	PS	PS	PS	PS	-	-	-	-	-	-	-	-	-	-	-	0/42	0/8	0	0
Joe Schobert	RILB	RILB	RILB	RILB	RILB	RILB	-	-	-	-	-	-	-	-	-	-	-	6/83	6/71	0	0
Delontae Scott	PS	PS	PS	PS	PS	PS	-	-	-	-	-	-	-	-	-	-	-	0/0	0/0	0	0
Steven Sims	PS	PS	PS	PS	PS	PS	-	-	-	-	-	-	-	-	-	-	-	0/28	0/4	0	0
JuJu Smith-Schuster	WR	WR	WR	WR	WR	IR	-	-	-	-	-	-	-	-	-	-	-	5/63	5/51	0	0
Benny Snell Jr.	P	P	P	P	P	P	-	-	-	-	-	-	-	-	-	-	-	6/35	0/5	0	0
Robert Spillane	SI	RILB	P	P	P	P	-	-	-	-	-	-	-	-	-	-	-	5/27	1/8	0	1
Donovan Stiner	PS	PS	PS	PS	PS	PS	-	-	-	-	-	-	-	-	-	-	-	0/0	0/0	0	0
Cameron Sutton	RCB	RCB	RCB	RCB	SI	RCB	-	-	-	-	-	-	-	-	-	-	-	5/57	5/13	0	1
Stephon Tuitt	IR	IR	IR	IR	IR	IR	-	-	-	-	-	-	-	-	-	-	-	0/91	0/79	0	0
Trai Turner	RG	RG	RG	RG	RG	RG	-	-	-	-	-	-	-	-	-	-	-	6/99	6/95	0	0
Derrek Tuszka	PS	PS	P	P	P	P	-	-	-	-	-	-	-	-	-	-	-	4/13	0/0	0	0
Tyler Vaughns	PS	PS	PS	PS	PS	PS	-	-	-	-	-	-	-	-	-	-	-	0/0	0/0	0	0
James Washington	P	P	WR	P	SI	P	-	-	-	-	-	-	-	-	-	-	-	5/50	1/24	0	1
Derek Watt	P	P	P	P	P	P	-	-	-	-	-	-	-	-	-	-	-	6/82	1/14	0	0
T.J. Watt	LOLB	LOLB	SI	LOLB	LOLB	LOLB	-	-	-	-	-	-	-	-	-	-	-	5/67	5/67	0	1
Cody White	PS	PS	P	P	P	P	-	-	-	-	-	-	-	-	-	-	-	4/4	0/0	0	0
Vince Williams	RET	RET	RET	RET	RET	RET	-	-	-	-	-	-	-	-	-	-	-	0/121	0/69	0	0
Akhello Witherspoon	SI	P	SI	SI	SI	SI	-	-	-	-	-	-	-	-	-	-	-	1/48	0/33	0	5
Chris Wormley	P	DE	DE	DE	DE	DE	-	-	-	-	-	-	-	-	-	-	-	6/58	5/21	0	0

LEGEND:
CAPS-Starter, P-Player was a substitution, X-Did Not Play (Non-injury), SI-On Inactive List, NOT-Not on Roster, PSI-Practice Squad Injured, PS-Practice Squad, IR-Injured Reserve, IRD-Injured Reserve - Designated For Return, NOTT-Not on any Team, RET-Reserve/Retired, ~With Other Team

INDIVIDUAL SINGLE-GAME HIGHS			OPPONENT	DATE
RUSHING				
Rushing Yards	122	Najee Harris	vs. Broncos	10/10
Rushing Attempts	24	Najee Harris	vs. Seahawks	10/17
Rushing Average	5.3	Najee Harris	vs. Broncos	10/10
Rushing Touchdowns	1	Eric Ebron	vs. Seahawks	10/17
		Najee Harris	vs. Broncos	10/10
		Najee Harris	at Packers	10/03
		JuJu Smith-Schuster	vs. Raiders	09/19
RECEIVING				
Pass Receptions	14	Najee Harris	vs. Bengals	09/26
Receiving Yards	130	Chase Claypool	vs. Broncos	10/10
Touchdown Receptions	1	Najee Harris	vs. Seahawks	10/17
		Chase Claypool	vs. Broncos	10/10
		Diontae Johnson	vs. Broncos	10/10
		Diontae Johnson	at Packers	10/03
		Pat Freiermuth	vs. Bengals	09/26
		Najee Harris	vs. Raiders	09/19
		Diontae Johnson	at Bills	09/12
PASSING				
Passes Attempted	58	Ben Roethlisberger	vs. Bengals	09/26
Passes Completed	38	Ben Roethlisberger	vs. Bengals	09/26
Completion Percentage	72.5	Ben Roethlisberger	vs. Seahawks	10/17
Passing Yards	318	Ben Roethlisberger	vs. Bengals	09/26
Yards Per Attempt	10.1	Ben Roethlisberger	vs. Broncos	10/10
Touchdown Passes	2	Ben Roethlisberger	vs. Broncos	10/10
Interceptions Thrown	2	Ben Roethlisberger	vs. Bengals	09/26
PUNT RETURNS				
Punt Returns	4	Ray-Ray McCloud	vs. Seahawks	10/17
Punt Return Yards	29	Ray-Ray McCloud	vs. Seahawks	10/17
KICKOFF RETURNS				
Kickoff Returns	4	Ray-Ray McCloud	vs. Raiders	09/19
Kickoff Return Yards	99	Ray-Ray McCloud	at Packers	10/03
PUNTS				
Punts	7	Pressley Harvin III	vs. Seahawks	10/17
Punts Inside the 20	4	Pressley Harvin III	vs. Seahawks	10/17
Punting Average	59.5	Pressley Harvin III	vs. Broncos	10/10
INTERCEPTIONS				
Interceptions Made	1	James Pierre	vs. Broncos	10/10
		Terrell Edmunds	vs. Bengals	09/26
INT Return Yards	15	Terrell Edmunds	vs. Bengals	09/26
TACKLES				
Tackles	10	Minkah Fitzpatrick	vs. Broncos	10/10
		Joe Schobert	vs. Raiders	09/19
		Robert Spillane	vs. Raiders	09/19
		Devin Bush	at Bills	09/12
		Minkah Fitzpatrick	at Bills	09/12
Sacks	2.0	T.J. Watt	vs. Seahawks	10/17
		T.J. Watt	at Packers	10/03
		T.J. Watt	at Bills	09/12
SCORING				
Touchdowns	1	Eric Ebron	vs. Seahawks	10/17
		Najee Harris	vs. Seahawks	10/17
		Chase Claypool	vs. Broncos	10/10
		Najee Harris	vs. Broncos	10/10
		Diontae Johnson	vs. Broncos	10/10
		Najee Harris	at Packers	10/03
		Diontae Johnson	at Packers	10/03
		Pat Freiermuth	vs. Bengals	09/26
		Najee Harris	vs. Raiders	09/19
		JuJu Smith-Schuster	vs. Raiders	09/19
		Diontae Johnson	at Bills	09/12
Field Goals Attempted	3	Chris Boswell	vs. Seahawks	10/17
		Chris Boswell	at Bills	09/12
Field Goals Made	3	Chris Boswell	vs. Seahawks	10/17
		Chris Boswell	at Bills	09/12
MISC. YARDS				
Yards From Scrimmage	142	Najee Harris	vs. Broncos	10/10
		Najee Harris	vs. Bengals	09/26
Combined Net Yards	142	Najee Harris	vs. Broncos	10/10
		Najee Harris	vs. Bengals	09/26
LONGEST PLAYS				
RUSHING				
Run From Scrimmage	25	Diontae Johnson	vs. Seahawks	10/17
		Chase Claypool	at Bills	09/12
Touchdown Run	3	JuJu Smith-Schuster	vs. Raiders	09/19
RECEIVING				
Pass Reception	59	Chase Claypool	vs. Broncos	10/10
Touchdown Reception	50	Diontae Johnson	vs. Broncos	10/10
PASSING				
Passing Long	59	Ben Roethlisberger	vs. Broncos	10/10
Touchdown Pass Long	50	Ben Roethlisberger	vs. Broncos	10/10

RETURNS

Punt Return	15	Ray-Ray McCloud	vs. Raiders	09/19
Kickoff Return	40	Ray-Ray McCloud	at Packers	10/03
Interception Return	15	Terrell Edmunds	vs. Bengals	09/26
KICKING				
Punt	63	Pressley Harvin III	vs. Broncos	10/10
Field Goal	56	Chris Boswell	vs. Raiders	09/19
Field Goal Attempt	56	Chris Boswell	vs. Raiders	09/19

OPPONENT SINGLE-GAME HIGHS

RUSHING			OPPONENT	DATE
Rushing Yards	101	Alex Collins	vs. Seahawks	10/17
Rushing Attempts	20	Alex Collins	vs. Seahawks	10/17
Rushing Average	7.6	Javonte Williams	vs. Broncos	10/10
Rushing Touchdowns	1	Alex Collins	vs. Seahawks	10/17
		Aaron Rodgers	at Packers	10/03

RECEIVING

Pass Receptions	9	Stefon Diggs	at Bills	09/12
Receiving Yards	120	Courtland Sutton	vs. Broncos	10/10
Touchdown Receptions	2	Randall Cobb	at Packers	10/03
		Ja Marr Chase	vs. Bengals	09/26

PASSING

Passes Attempted	51	Josh Allen	at Bills	09/12
Passes Completed	30	Josh Allen	at Bills	09/12
Completion Percentage	77.7	Joe Burrow	vs. Bengals	09/26
Passing Yards	382	Derek Carr	vs. Raiders	09/19
Yards Per Attempt	10.3	Derek Carr	vs. Raiders	09/19
Touchdown Passes	3	Joe Burrow	vs. Bengals	09/26
Interceptions Thrown	1	Teddy Bridgewater	vs. Broncos	10/10
		Joe Burrow	vs. Bengals	09/26

PUNT RETURNS

Punt Returns	2	Freddie Swain	vs. Seahawks	10/17
		Diontae Spencer	vs. Broncos	10/10
		Darius Phillips	vs. Bengals	09/26
		Hunter Renfrow	vs. Raiders	09/19
Punt Return Yards	26	Diontae Spencer	vs. Broncos	10/10
		Hunter Renfrow	vs. Raiders	09/19

KICKOFF RETURNS

Kickoff Returns	4	Isaiah McKenzie	at Bills	09/12
Kickoff Return Yards	143	Isaiah McKenzie	at Bills	09/12

PUNTS

Punts	8	Michael Dickson	vs. Seahawks	10/17
Punts Inside the 20	4	Sam Martin	vs. Broncos	10/10
Punting Average	48.2	Kevin Huber	vs. Bengals	09/26

INTERCEPTIONS

Interceptions Made	2	Logan Wilson	vs. Bengals	09/26
INT Return Yards	18	Trayvon Mullen Jr.	vs. Raiders	09/19

TACKLES

Tackles	14	Jordyn Brooks	vs. Seahawks	10/17
		Bobby Wagner	vs. Seahawks	10/17
		Logan Wilson	vs. Bengals	09/26
Sacks	2.0	Solomon Thomas	vs. Raiders	09/19

SCORING

Touchdowns	2	Randall Cobb	at Packers	10/03
		Ja'Marr Chase	vs. Bengals	09/26
Field Goals Attempted	4	Daniel Carlson	vs. Raiders	09/19
Field Goals Made	4	Daniel Carlson	vs. Raiders	09/19

MISC. YARDS

Yards From Scrimmage	120	Courtland Sutton	vs. Broncos	10/10
Combined Net Yards	147	DeeJay Dallas	vs. Seahawks	10/17

OPPONENTS LONGEST PLAYS

RUSHING			OPPONENT	DATE
Run From Scrimmage	49	Javonte Williams	vs. Broncos	10/10
Touchdown Run	4	Aaron Rodgers	at Packers	10/03

RECEIVING

Pass Reception	61	Henry Ruggs III	vs. Raiders	09/19
Touchdown Reception	61	Henry Ruggs III	vs. Raiders	09/19

PASSING

Passing Long	61	Derek Carr	vs. Raiders	09/19
Touchdown Pass Long	61	Derek Carr	vs. Raiders	09/19

RETURNS

Longest Opponent's Fumble Return	10	Alexander Johnson	vs. Broncos	10/10
Punt Return	16	Darius Phillips	vs. Bengals	09/26
		Hunter Renfrow	vs. Raiders	09/19
Kickoff Return	75	Isaiah McKenzie	at Bills	09/12
Interception Return	18	Trayvon Mullen Jr.	vs. Raiders	09/19

KICKING

Punt	65	Michael Dickson	vs. Seahawks	10/17
Field Goal	46	Daniel Carlson	vs. Raiders	09/19
Field Goal Attempt	46	Daniel Carlson	vs. Raiders	09/19

2021 REGULAR SEASON

WEEK 1: STEELERS 23, BILLS 16

SEPTEMBER 12, 2021

STEELERS													BILLS												
#	RECD	LOST	POSS	OBTAINED	BEGAN	PLAYS	YDS	PEN	NET	1ST	ENDED	GIVEN UP	#	RECD	LOST	POSS	OBTAINED	BEGAN	PLAYS	YDS	PEN	NET	1ST	ENDED	GIVEN UP
1	13:30	10:35	2:55	Kickoff	PIT 25	5	22	0	22	1	PIT 47	Punt	1	15:00	13:30	1:30	Kickoff	PIT 24	4	5	0	5	0	PIT 19	Field Goal
2	05:05	03:50	1:15	Punt	PIT 20	3	5	-12	-7	0	PIT 13	Punt	2	10:35	05:05	5:30	Punt	BUF 12	10	53	-20	33	3	BUF 45	Punt
3	02:41	14:01	3:40	Punt	PIT 13	6	25	0	25	1	PIT 38	Punt	3	03:50	02:41	1:09	Punt	BUF 37	3	9	0	9	0	BUF 46	Punt
4	10:58	09:32	1:26	Punt	PIT 7	3	2	-4	-2	0	PIT 5	Punt	4	14:01	10:58	3:03	Punt	BUF 23	7	34	0	34	2	PIT 43	Punt
5	08:38	06:01	2:37	Fumble	PIT 45	4	0	0	0	1	PIT 45	Punt	5	09:32	08:38	0:54	Punt	PIT 35	3	-8	0	-8	0	PIT 38	Fumble
6	00:22	00:00	0:22	Kickoff	PIT 25	1	-1	0	-1	0	PIT 25	End Half	6	06:01	00:22	5:39	Punt	BUF 9	13	96	-5	91	5	PIT 3	Touchdown
7	15:00	10:23	4:37	Kickoff	PIT 25	10	64	5	69	4	BUF 6	Field Goal	7	10:23	05:48	4:35	Kickoff	BUF 25	12	40	0	40	3	PIT 35	Downs
8	05:48	01:47	4:01	Downs	PIT 36	11	62	0	62	3	BUF 2	Field Goal	8	01:47	03:42	3:05	Kickoff	BUF 25	8	27	0	27	2	PIT 41	Downs
9	13:42	11:19	2:23	Downs	PIT 48	4	26	26	52	3	BUF 5	Touchdown	9	11:19	09:45	1:34	Kickoff	BUF 25	3	-2	0	-2	0	BUF 23	Blocked Punt
10	05:23	02:42	2:41	Kickoff	PIT 25	9	49	-1	48	3	BUF 27	Field Goal	10	09:45	05:23	4:22	Kickoff	BUF 26	9	67	0	67	3	PIT 7	Field Goal
11	00:46	00:00	0:46	Kickoff	BUF 45	2	-2	0	-2	0	BUF 46	End Game	11	02:42	00:46	1:56	Kickoff	BUF 36	10	50	-10	40	4	PIT 24	Field Goal

WEEK 2: STEELERS 17, RAIDERS 26

SEPTEMBER 19, 2021

STEELERS													RAIDERS												
#	RECD	LOST	POSS	OBTAINED	BEGAN	PLAYS	YDS	PEN	NET	1ST	ENDED	GIVEN UP	#	RECD	LOST	POSS	OBTAINED	BEGAN	PLAYS	YDS	PEN	NET	1ST	ENDED	GIVEN UP
1	15:00	11:27	3:33	Kickoff	PIT 32	6	14	0	14	1	PIT 46	Punt	1	11:27	08:15	3:12	Punt	LV 16	6	19	0	19	1	LV 35	Punt
2	08:15	05:44	2:31	Punt	PIT 8	5	14	0	14	1	PIT 22	Interception	2	05:44	03:10	2:34	Interception	PIT 39	5	17	-5	12	1	PIT 27	Field Goal
3	03:10	13:32	4:38	Kickoff	PIT 22	10	50	-10	40	2	LV 38	Downs	3	13:32	09:34	3:58	Downs	LV 38	8	27	20	47	2	PIT 15	Field Goal
4	09:34	06:25	3:09	Kickoff	PIT 25	7	75	0	75	4	LV 3	Touchdown	4	06:25	00:02	6:23	Kickoff	LV 25	13	73	-20	53	5	PIT 22	Field Goal
5	00:02	00:00	0:02	Kickoff		0	0	0	0	0		End Half	5	15:00	12:15	2:45	Kickoff	LV 25	6	22	0	22	1	LV 47	Punt
6	12:15	09:11	3:04	Punt	PIT 13	6	20	0	20	1	PIT 33	Punt	6	09:11	05:02	4:09	Punt	LV 18	7	82	0	82	4	PIT 9	Touchdown
7	05:02	01:43	3:19	Kickoff	PIT 17	6	28	10	38	3	LV 45	Punt	7	01:43	12:56	3:47	Punt	LV 3	7	47	0	47	3	PIT 46	Punt
8	12:56	11:15	1:41	Punt	PIT 20	5	80	0	80	2	LV 25	Touchdown	8	11:15	09:35	1:40	Kickoff	LV 25	5	75	0	75	2	LV 39	Touchdown
9	09:35	08:23	1:12	Kickoff	PIT 25	3	0	0	0	0	PIT 34	Punt	9	08:23	05:51	2:32	Punt	LV 24	4	14	0	14	1	LV 38	Punt
10	05:51	03:42	2:09	Punt	PIT 32	8	30	0	30	2	LV 38	Field Goal	10	03:42	00:20	3:22	Kickoff	LV 27	7	46	0	46	2	PIT 27	Field Goal
11	00:20	00:00	0:20	Kickoff	PIT 25	1	11	0	11	1	PIT 25	End Game													

WEEK 3: STEELERS 10, BENGALS 24

SEPTEMBER 26, 2021

STEELERS													BENGALS												
#	RECD	LOST	POSS	OBTAINED	BEGAN	PLAYS	YDS	PEN	NET	1ST	ENDED	GIVEN UP	#	RECD	LOST	POSS	OBTAINED	BEGAN	PLAYS	YDS	PEN	NET	1ST	ENDED	GIVEN UP
1	15:00	13:00	2:00	Kickoff	PIT 25	3	9	-5	4	0	PIT 29	Punt	1	13:00	10:48	2:12	Punt	CIN 42	3	14	-10	4	0	CIN 46	Punt
2	10:48	08:31	2:17	Punt	PIT 20	3	3	-16	-13	0	PIT 7	Punt	2	08:31	07:37	0:54	Punt	CIN 36	2	6	0	6	0	CIN 42	Interception
3	07:37	06:45	0:52	Interception	PIT 44	3	2	-5	-3	0	PIT 41	Interception	3	06:45	02:54	3:51	Interception	PIT 42	6	47	-5	42	2	PIT 17	Touchdown
4	02:54	12:24	5:30	Kickoff	PIT 25	8	11	18	29	2	CIN 46	Punt	4	12:24	09:36	2:48	Punt	CIN 19	4	30	0	30	1	CIN 49	Punt
5	09:36	01:04	8:32	Punt	PIT 14	15	96	-10	86	7	CIN 4	Touchdown	5	01:04	00:37	0:27	Kickoff	CIN 25	3	60	15	75	3	PIT 34	Touchdown
6	00:37	00:15	0:22	Kickoff	PIT 25	3	2	0	2	0	PIT 27	Punt	6	00:15	00:00	0:15	Punt	CIN 33	1	-2	-10	-12	0	CIN 23	End Half
7	08:47	07:51	0:56	Kickoff	PIT 25	3	6	0	6	0	PIT 31	Interception	7	15:00	08:47	6:13	Kickoff	CIN 20	10	70	-15	55	4	PIT 25	Field Goal
8	06:18	04:22	1:56	Kickoff	PIT 24	7	37	15	52	3	CIN 24	Missed FG	8	07:51	06:18	1:33	Interception	PIT 19	3	19	0	19	2	PIT 9	Touchdown
9	02:12	08:09	9:03	Punt	PIT 4	18	95	-7	88	5	CIN 8	Field Goal	9	04:22	02:12	2:10	Missed FG	CIN 32	3	6	0	6	0	CIN 38	Punt
10	06:25	03:02	3:23	Punt	PIT 15	12	73	0	73	4	CIN 11	Downs	10	08:09	06:25	1:44	Kickoff	CIN 29	3	12	-5	7	0	CIN 36	Punt
11	01:54	01:23	0:31	Punt	PIT 27	4	8	0	8	0	PIT 35	Downs	11	03:02	01:54	1:08	Downs	CIN 12	3	8	0	8	0	CIN 20	Punt
													12	01:23	00:00	1:23	Downs	PIT 35	2	-2	0	-2	0	PIT 36	End Game

WEEK 4: STEELERS 17, PACKERS 27

OCTOBER 3, 2021

STEELERS													PACKERS												
#	RECD	LOST	POSS	OBTAINED	BEGAN	PLAYS	YDS	PEN	NET	1ST	ENDED	GIVEN UP	#	RECD	LOST	POSS	OBTAINED	BEGAN	PLAYS	YDS	PEN	NET	1ST	ENDED	GIVEN UP
1	15:00	10:04	4:56	Kickoff	PIT 25	8	75	0	75	3	GB 45	Touchdown	1	10:04	04:10	5:54	Kickoff	GB 22	8	38	0	38	2	PIT 40	Punt
2	04:10	03:13	0:57	Punt	PIT 4	3	5	0	5	0	PIT 9	Punt	2	03:13	13:22	4:51	Punt	GB 36	13	64	0	64	5	PIT 4	Touchdown
3	13:22	12:28	0:54	Kickoff	PIT 25	3	-2	0	-2	0	PIT 29	Fumble	3	12:28	10:55	1:33	Fumble	PIT 23	4	33	-10	23	1	PIT 23	Touchdown
4	10:55	05:41	5:14	Kickoff	PIT 25	10	51	-10	41	3	GB 34	Field Goal	4	05:41	00:55	5:36	Kickoff	GB 16	13	71	5	76	5	PIT 8	Field Goal
5	00:05	00:00	0:05	Kickoff		0	0	0	0	0		End Half	5	15:00	09:31	5:29	Kickoff	GB 25	12	58	6	64	4	PIT 11	Field Goal
6	09:31	07:01	2:30	Kickoff	PIT 8	5	12	0	12	1	PIT 20	Punt	6	07:01	04:46	2:15	Punt	PIT 40	4	40	0	40	3	PIT 1	Touchdown
7	04:46	02:33	2:13	Kickoff	PIT 36	7	31	0	31	2	GB 32	Downs	7	02:33	01:41	0:52	Downs	GB 33	2	29	0	29	1	PIT 39	Fumble
8	01:41	14:14	2:27	Fumble	PIT 35	6	28	-5	23	2	GB 42	Punt	8	14:14	12:35	1:39	Punt	GB 5	3	1	0	1	0	GB 6	Punt
9	12:35	10:05	2:30	Punt	PIT 37	7	18	0	18	1	GB 47	Downs	9	10:05	06:57	3:08	Downs	GB 45	7	20	0	20	1	PIT 35	Downs
10	06:57	04:04	2:53	Downs	PIT 35	8	60	5	65	5	GB 1	Touchdown	10	04:04	01:51	2:13	Kickoff	GB 25	6	15	0	15	1	PIT 3	Touchdown
11	01:51	01:11	0:40	Punt	PIT 29	2	4	0	4	0	PIT 33	Interception	11	01:11	00:00	1:11	Interception	GB 42	2	-2	0	-2	0	GB 41	End Game

WEEK 5: STEELERS 27, BRONCOS 19

OCTOBER 10, 2021

STEELERS													BRONCOS												
#	RECD	LOST	POSS	OBTAINED	BEGAN	PLAYS	YDS	PEN	NET	1ST ENDED	GIVEN UP		#	RECD	LOST	POSS	OBTAINED	BEGAN	PLAYS	YDS	PEN	NET	1ST ENDED	GIVEN UP	
1	15:00	12:02	2:58	Kickoff	PIT 15	6	85	0	85	2	PIT 47	Touchdown	1	12:02	09:55	2:07	Kickoff	DEN 25	3	11	-5	6	0	DEN 31	Punt
2	09:55	03:57	5:58	Punt	PIT 17	10	28	-5	23	3	PIT 49	Fumble	2	03:57	01:43	2:14	Fumble	PIT 29	4	8	0	8	0	PIT 21	Field Goal
3	01:43	12:42	4:01	Kickoff	PIT 25	9	45	0	45	3	DEN 30	Field Goal	3	12:42	11:44	0:58	Kickoff	DEN 22	3	8	0	8	0	DEN 30	Punt
4	11:44	10:04	1:40	Punt	PIT 9	3	8	0	8	0	PIT 17	Punt	4	10:04	05:47	4:17	Punt	DEN 40	7	54	-5	49	1	PIT 11	Field Goal
5	05:47	02:12	3:35	Kickoff	PIT 25	6	63	12	75	3	DEN 1	Touchdown	5	02:12	01:31	0:41	Kickoff	DEN 25	5	26	0	26	2	PIT 49	Punt
6	01:31	00:00	1:31	Punt	PIT 10	4	19	-5	14	1	PIT 26	End Half	6	15:00	09:57	5:03	Kickoff	DEN 15	8	38	0	38	3	PIT 47	Punt
7	09:57	02:41	7:16	Punt	PIT 14	14	81	5	86	5	DEN 18	Touchdown	7	02:41	10:15	7:26	Kickoff	DEN 25	14	85	-10	75	5	PIT 2	Touchdown
8	10:15	07:40	2:35	Kickoff	PIT 18	3	14	-10	4	0	PIT 22	Punt	8	07:40	05:46	1:54	Punt	DEN 28	5	72	0	72	3	PIT 39	Touchdown
9	05:46	02:29	3:17	Kickoff	PIT 25	7	49	0	49	2	DEN 26	Field Goal	9	02:29	00:11	2:18	Kickoff	DEN 25	11	72	0	72	3	PIT 3	Interception
10	00:11	00:00	0:11	Interception	PIT 20	1	-1	0	-1	0	PIT 20	End Game													

WEEK 6: STEELERS 23, SEAHAWKS 20

OCTOBER 17, 2021

STEELERS													SEAHAWKS												
#	RECD	LOST	POSS	OBTAINED	BEGAN	PLAYS	YDS	PEN	NET	1ST ENDED	GIVEN UP		#	RECD	LOST	POSS	OBTAINED	BEGAN	PLAYS	YDS	PEN	NET	1ST ENDED	GIVEN UP	
1	15:00	12:19	2:41	Kickoff	PIT 37	3	13	-5	8	0	PIT 45	Punt	1	12:19	10:14	2:05	Punt	SEA 10	3	8	0	8	0	SEA 18	Punt
2	10:14	08:04	2:10	Punt	PIT 31	5	18	0	18	1	PIT 49	Punt	2	08:04	04:55	3:09	Punt	SEA 16	7	51	-10	41	2	PIT 43	Punt
3	04:55	00:35	4:20	Punt	PIT 20	6	25	-10	15	1	PIT 35	Punt	3	00:35	14:11	1:24	Punt	SEA 21	3	9	0	9	0	SEA 30	Punt
4	14:11	10:01	4:10	Punt	PIT 46	8	54	0	54	4	SEA 5	Touchdown	4	10:01	08:03	1:58	Kickoff	SEA 31	4	6	0	6	1	SEA 37	Punt
5	08:03	01:04	6:59	Punt	PIT 16	14	64	20	84	7	SEA 1	Touchdown	5	01:04	00:36	0:28	Kickoff	SEA 25	3	-8	0	-8	0	SEA 17	Punt
6	00:36	00:11	0:25	Punt	PIT 41	3	3	0	3	0	PIT 44	Punt	6	00:11	00:00	0:11	Punt	SEA 20	1	-1	0	-1	0	SEA 20	End Half
7	09:55	05:46	4:09	Kickoff	PIT 25	9	76	-10	66	3	SEA 9	Field Goal	7	15:00	09:55	5:05	Kickoff	SEA 25	10	72	3	75	6	PIT 2	Touchdown
8	03:02	01:25	1:37	Kickoff	PIT 23	3	3	0	3	0	PIT 26	Punt	8	05:46	03:02	2:44	Kickoff	SEA 40	6	60	0	60	3	PIT 1	Touchdown
9	12:59	11:32	1:27	Kickoff	PIT 17	3	18	0	18	2	PIT 38	Fumble	9	01:25	12:59	3:26	Punt	SEA 42	8	36	0	36	2	PIT 22	Field Goal
10	09:45	07:29	2:16	Punt	PIT 20	5	15	0	15	1	PIT 35	Punt	10	11:32	09:45	1:47	Fumble	PIT 35	3	6	-10	-4	0	PIT 39	Punt
11	05:19	01:30	3:49	Punt	PIT 26	9	50	-10	40	3	SEA 34	Field Goal	11	07:29	05:19	2:10	Punt	SEA 18	3	5	0	5	0	SEA 23	Punt
12	06:31	04:27	2:04	Punt	PIT 20	3	9	0	9	0	PIT 29	Punt	12	01:30	00:00	1:30	Kickoff	SEA 25	9	50	0	50	3	PIT 25	Field Goal
13	04:16	02:50	1:26	Fumble	SEA 16	3	-3	0	-3	0	SEA 19	Field Goal	13	10:00	06:31	3:29	Kickoff	SEA 27	5	15	0	15	1	SEA 42	Punt
													14	04:27	04:16	0:11	Punt	SEA 15	1	0	0	0	0	SEA 15	Fumble

2021 REGULAR SEASON																	
		STEELERS								OPPONENT							
		FIRST HALF				SECOND HALF				FIRST HALF				SECOND HALF			
DATE	OPPONENT	PLAYS	YDS	TIME	RESULT	PLAYS	YDS	TIME	RESULT	PLAYS	YDS	TIME	RESULT	PLAYS	YDS	TIME	RESULT
09/12	at Bills	5	22	2:55	Punt	10	69	4:37	FG	4	5	1:30	FG	12	40	4:35	Downs
09/19	Raiders	6	14	3:33	Punt	6	20	3:04	Punt	6	19	3:12	Punt	6	22	2:45	Punt
09/26	Bengals	3	4	2:00	Punt	3	6	0:56	INT	3	4	2:12	Punt	10	55	6:13	FG
10/03	at Packers	8	75	4:56	TD	5	12	2:30	Punt	8	38	5:54	Punt	12	64	5:29	FG
10/10	Broncos	6	85	2:58	TD	14	86	7:16	TD	3	6	2:07	Punt	8	38	5:03	Punt
10/17	Seahawks	3	8	2:41	Punt	9	66	4:09	FG	3	8	2:05	Punt	10	75	5:05	TD
10/31	at Browns	--	--	--	--	--	--	--	--	--	--	--	--	--	--	--	--
11/08	Bears	--	--	--	--	--	--	--	--	--	--	--	--	--	--	--	--
11/14	Lions	--	--	--	--	--	--	--	--	--	--	--	--	--	--	--	--
11/21	at Chargers	--	--	--	--	--	--	--	--	--	--	--	--	--	--	--	--
11/28	at Bengals	--	--	--	--	--	--	--	--	--	--	--	--	--	--	--	--
12/05	Ravens	--	--	--	--	--	--	--	--	--	--	--	--	--	--	--	--
12/09	at Vikings	--	--	--	--	--	--	--	--	--	--	--	--	--	--	--	--
12/19	Titans	--	--	--	--	--	--	--	--	--	--	--	--	--	--	--	--
12/26	at Chiefs	--	--	--	--	--	--	--	--	--	--	--	--	--	--	--	--
01/03	Browns	--	--	--	--	--	--	--	--	--	--	--	--	--	--	--	--
01/09	at Ravens	--	--	--	--	--	--	--	--	--	--	--	--	--	--	--	--

STEELERS		(AS OF OCT 26, 2021, 4:15 AM EDT)															2021 : REGULAR SEASON									
DATE	OPPONENT	STARTING QB	POSS	TD	PAT	2-PT	M-2PT	FG	FGA	MFG	BK-FG	PUNT	INT	FUM	SAF	DNFS	HF	GM	PTS	TD%	SCORE%	PTS/POSS				
9/12	at Buffalo	B. Roethlisberger	11	1	2	0	0	3	3	0	0	5	0	0	0	0	1	1	16	9.1	36.4	1.45				
9/19	Las Vegas	B. Roethlisberger	11	2	2	0	0	1	1	0	0	4	1	0	0	1	1	1	17	18.2	27.3	1.55				
9/26	Cincinnati	B. Roethlisberger	11	1	1	0	0	1	2	1	0	4	2	0	0	2	0	0	10	9.1	18.2	0.91				
10/3	at Green Bay	B. Roethlisberger	11	2	2	0	0	1	1	0	0	3	1	1	0	2	1	0	17	18.2	27.3	1.55				
10/10	Denver	B. Roethlisberger	10	3	3	0	0	2	2	0	0	2	0	1	0	0	1	1	27	30.0	50.0	2.70				
10/17	Seattle	B. Roethlisberger	13	2	2	0	0	3	3	0	0	7	0	1	0	0	0	0	23	15.4	38.5	1.77				
10/31	at Cleveland	---	---	---	---	---	---	---	---	---	---	---	---	---	---	---	---	---	---	---	---	---				
11/8	Chicago	---	---	---	---	---	---	---	---	---	---	---	---	---	---	---	---	---	---	---	---	---				
11/14	Detroit	---	---	---	---	---	---	---	---	---	---	---	---	---	---	---	---	---	---	---	---	---				
11/21	at L.A. Chargers	---	---	---	---	---	---	---	---	---	---	---	---	---	---	---	---	---	---	---	---	---				
11/28	at Cincinnati	---	---	---	---	---	---	---	---	---	---	---	---	---	---	---	---	---	---	---	---	---				
12/5	Baltimore	---	---	---	---	---	---	---	---	---	---	---	---	---	---	---	---	---	---	---	---	---				
12/9	at Minnesota	---	---	---	---	---	---	---	---	---	---	---	---	---	---	---	---	---	---	---	---	---				
12/19	Tennessee	---	---	---	---	---	---	---	---	---	---	---	---	---	---	---	---	---	---	---	---	---				
12/26	at Kansas City	---	---	---	---	---	---	---	---	---	---	---	---	---	---	---	---	---	---	---	---	---				
1/3	Cleveland	---	---	---	---	---	---	---	---	---	---	---	---	---	---	---	---	---	---	---	---	---				
1/9	at Baltimore	---	---	---	---	---	---	---	---	---	---	---	---	---	---	---	---	---	---	---	---	---				
2021 TOTALS			67	11	12	0	0	11	12	1	0	25	4	3	0	5	4	3	110	16.4	32.8	1.64				

STEELERS 2021 REGULAR SEASON SCORING DRIVES

DATE	OPPONENT	ACQUIRED	DRIVE START	PLAYS	YARDS	Q/TIME	FIRST DOWNS	SCORING PLAY	PIT	OPP
09/12	at Buffalo	Kickoff	PIT 25	10	69	Q3:4:37	4	C. Boswell: 24-yard FG	3	10
		Downs	PIT 36	11	62	Q3:4:01	3	C. Boswell: 20-yard FG	6	10
		Downs	PIT 48	4	52	Q4:2:23	3	D. Johnson: 5-yard pass from B. Roethlisberger	13	10
		Kickoff	PIT 25	9	48	Q4:2:41	3	C. Boswell: 45-yard FG	23	13
09/19	Las Vegas	Kickoff	PIT 25	7	75	Q2:3:09	4	J. Smith-Schuster: 3-yard run	7	6
		Punt	PIT 20	5	80	Q4:1:41	2	N. Harris: 25-yard pass from B. Roethlisberger	14	16
		Punt	PIT 32	8	30	Q4:2:09	2	C. Boswell: 56-yard FG	17	23
09/26	Cincinnati	Punt	PIT 14	15	86	Q2:8:32	7	P. Freiermuth: 4-yard pass from B. Roethlisberger	7	7
		Punt	PIT 4	18	88	Q3:9:03	5	Q4: C. Boswell: 26-yard FG	10	24
10/03	at Green Bay	Kickoff	PIT 25	8	75	Q1:4:56	3	D. Johnson: 45-yard pass from B. Roethlisberger	7	0
		Downs	PIT 25	10	41	Q2:5:14	3	C. Boswell: 52-yard FG	10	14
		Downs	PIT 35	8	65	Q4:2:53	5	N. Harris: 1-yard run	17	27
10/10	Denver	Kickoff	PIT 15	6	85	Q1:2:58	2	D. Johnson: 50-yard pass from B. Roethlisberger	7	0
		Kickoff	PIT 25	9	45	Q1:4:01	3	Q2: C. Boswell: 48-yard FG	10	3
		Kickoff	PIT 25	6	75	Q2:3:35	3	N. Harris: 1-yard run	17	6
		Punt	PIT 14	14	86	Q3:7:16	5	C. Claypool: 18-yard pass from B. Roethlisberger	24	6
		Kickoff	PIT 25	7	49	Q4:3:17	2	C. Boswell: 43-yard FG	27	19
10/17	Seattle	Punt	PIT 46	8	54	Q2:4:10	4	N. Harris: 5-yard pass from B. Roethlisberger	7	0
		Punt	PIT 16	14	84	Q2:6:59	7	E. Ebron: 1-yard run	14	0
		Kickoff	PIT 25	9	66	Q3:4:09	3	C. Boswell: 27-yard FG	17	7
		Punt	PIT 26	9	40	Q4:3:49	3	C. Boswell: 52-yard FG	20	17
		Fumble	SEA 16	3	-3	OT:1:26	0	C. Boswell: 37-yard FG	23	20
10/31	at Cleveland	--	--	--	--	--	--	--	--	--
11/08	Chicago	--	--	--	--	--	--	--	--	--
11/14	Detroit	--	--	--	--	--	--	--	--	--
11/21	at L.A. Chargers	--	--	--	--	--	--	--	--	--
11/28	at Cincinnati	--	--	--	--	--	--	--	--	--
12/05	Baltimore	--	--	--	--	--	--	--	--	--
12/09	at Minnesota	--	--	--	--	--	--	--	--	--
12/19	Tennessee	--	--	--	--	--	--	--	--	--
12/26	at Kansas City	--	--	--	--	--	--	--	--	--
01/03	Cleveland	--	--	--	--	--	--	--	--	--
01/09	at Baltimore	--	--	--	--	--	--	--	--	--
AVG				9.0	61.5	4:13	3.5			
TOTALS				198	1,352	92:59	76			

STEELERS OPPONENTS 2021 REGULAR SEASON SCORING DRIVES

DATE	OPPONENT	ACQUIRED	DRIVE START	PLAYS	YARDS	Q/TIME	FIRST DOWNS	SCORING PLAY	PIT	OPP
09/12	at Buffalo	Kickoff	PIT 24	4	5	Q1:1:30	0	T. Bass: 37-yard FG	0	3
		Punt	BUF 9	13	91	Q2:5:39	5	G. Davis: 3-yard pass from J. Allen	0	10
		Kickoff	BUF 26	9	67	Q4:4:22	3	T. Bass: 25-yard FG	20	13
		Kickoff	BUF 36	10	40	Q4:1:56	4	T. Bass: 42-yard FG	23	16
09/19	Las Vegas	Interception	PIT 39	5	12	Q1:2:34	1	D. Carlson: 46-yard FG	0	3
		Downs	LV 38	8	47	Q2:3:58	2	D. Carlson: 33-yard FG	0	6
		Kickoff	LV 25	13	53	Q2:6:23	5	D. Carlson: 41-yard FG	7	9
		Punt	LV 18	7	82	Q3:4:09	4	F. Moreau: 9-yard pass from D. Carr	7	16
		Kickoff	LV 25	5	75	Q4:1:40	2	H. Ruggs III: 61-yard pass from D. Carr	14	23
09/26	Cincinnati	Kickoff	PIT 27	7	46	Q4:3:22	2	D. Carlson: 45-yard FG	17	26
		Interception	PIT 42	6	42	Q1:3:51	2	T. Boyd: 17-yard pass from J. Burrow	0	7
		Kickoff	CIN 25	3	75	Q2:0:27	3	J. Chase: 34-yard pass from J. Burrow	7	14
		Kickoff	CIN 20	10	55	Q3:6:13	4	E. McPherson: 43-yard FG	7	17
10/03	at Green Bay	Interception	PIT 19	3	19	Q3:1:33	2	J. Chase: 9-yard pass from J. Burrow	7	24
		Punt	GB 36	13	64	Q1:4:51	5	Q2: A. Rodgers: 4-yard run	7	7
		Fumble	PIT 23	4	23	Q2:1:33	1	R. Cobb: 23-yard pass from A. Rodgers	7	14
		Kickoff	GB 16	13	76	Q2:5:36	5	M. Crosby: 26-yard FG	10	17
10/10	Denver	Kickoff	GB 25	12	64	Q3:5:29	4	M. Crosby: 29-yard FG	10	20
		Punt	PIT 40	4	40	Q3:2:15	3	R. Cobb: 1-yard pass from A. Rodgers	10	27
		Fumble	PIT 29	4	8	Q1:2:14	0	B. McManus: 39-yard FG	7	3
		Punt	DEN 40	7	49	Q2:4:17	1	B. McManus: 29-yard FG	10	6
10/17	Seattle	Kickoff	DEN 25	14	75	Q3:7:26	5	Q4: K. Hinton: 2-yard pass from T. Bridgewater	24	13
		Kickoff	DEN 28	5	72	Q4:1:54	3	C. Sutton: 39-yard pass from T. Bridgewater	24	19
		Punt	SEA 25	10	75	Q3:5:05	6	A. Collins: 2-yard run	14	7
		Kickoff	SEA 40	6	60	Q3:2:44	3	W. Dissly: 1-yard pass from G. Smith	17	14
10/31	at Cleveland	Punt	SEA 42	8	36	Q3:3:26	2	Q4: J. Myers: 40-yard FG	17	17
		Kickoff	SEA 25	9	50	Q4:1:30	3	J. Myers: 43-yard FG	20	20
		Kickoff	SEA 25	9	50	Q4:1:30	3	J. Myers: 43-yard FG	20	20
11/08	Chicago	--	--	--	--	--	--	--	--	--
11/14	Detroit	--	--	--	--	--	--	--	--	--
11/21	at L.A. Chargers	--	--	--	--	--	--	--	--	--
11/28	at Cincinnati	--	--	--	--	--	--	--	--	--
12/05	Baltimore	--	--	--	--	--	--	--	--	--
12/09	at Minnesota	--	--	--	--	--	--	--	--	--
12/19	Tennessee	--	--	--	--	--	--	--	--	--
12/26	at Kansas City	--	--	--	--	--	--	--	--	--
01/03	Cleveland	--	--	--	--	--	--	--	--	--
01/09	at Baltimore	--	--	--	--	--	--	--	--	--
AVG				7.9	51.9	3:33	3.0			
TOTALS				212	1,401	95:57	80			

STEELERS						(AS OF OCT 26, 2021, 4:15 AM EDT)			2021 : REGULAR SEASON		
PLAYS			NET YARDS			TIME					
DATE	OPPONENT	PLAYS	DATE	OPPONENT	NET YARDS	DATE	OPPONENT	TIME			
9/26	Cincinnati	18 (field goal)	9/26	Cincinnati	88 (field goal) [PEN: -7, GROSS: 95]	9/26	Cincinnati	9:03 (field goal)			
10/10	Denver	14 (touchdown)	10/10	Denver	86 (touchdown) [PEN: 5, GROSS: 81]	10/10	Denver	7:16 (touchdown)			
10/17	Seattle	14 (touchdown)	10/17	Seattle	84 (touchdown) [PEN: 20, GROSS: 64]	10/17	Seattle	6:59 (touchdown)			
9/12	at Buffalo	11 (field goal)	9/19	Las Vegas	80 (touchdown) [PEN: 0, GROSS: 80]	10/3	at Green Bay	5:14 (field goal)			
10/3	at Green Bay	10 (field goal)	10/3	at Green Bay	75 (touchdown) [PEN: 0, GROSS: 75]	9/19	Las Vegas	4:38 (downs)			
9/19	Las Vegas	10 (downs)	9/12	at Buffalo	69 (field goal) [PEN: 5, GROSS: 64]	9/12	at Buffalo	4:37 (field goal)			
10/31	at Cleveland	--	10/31	at Cleveland	--	10/31	at Cleveland	--			
11/8	Chicago	--	11/8	Chicago	--	11/8	Chicago	--			
11/14	Detroit	--	11/14	Detroit	--	11/14	Detroit	--			
11/21	at L. A. Chargers	--	11/21	at L. A. Chargers	--	11/21	at L. A. Chargers	--			
11/28	at Cincinnati	--	11/28	at Cincinnati	--	11/28	at Cincinnati	--			
12/5	Baltimore	--	12/5	Baltimore	--	12/5	Baltimore	--			
12/9	at Minnesota	--	12/9	at Minnesota	--	12/9	at Minnesota	--			
12/19	Tennessee	--	12/19	Tennessee	--	12/19	Tennessee	--			
12/26	at Kansas City	--	12/26	at Kansas City	--	12/26	at Kansas City	--			
1/3	Cleveland	--	1/3	Cleveland	--	1/3	Cleveland	--			
1/9	at Baltimore	--	1/9	at Baltimore	--	1/9	at Baltimore	--			

DATE	OPPONENT	OFFENSE	DEFENSE
09/12	at Buffalo	FG - 24 yards FG - 20 yards TD - Pass	FG - 37 yards TD - Pass FG - 25 yards FG - 42 yards
09/19	Las Vegas	TD - Run	FG - 33 yards FG - 41 yards TD - Pass
09/26	Cincinnati	TD - Pass FG - 26 yards Downs	TD - Pass TD - Pass
10/03	at Green Bay	TD - Run	TD - Run FG - 26 yards FG - 29 yards TD - Pass
10/10	Denver	TD - Run TD - Pass	FG - 29 yards TD - Pass Interception
10/17	Seattle	TD - Pass TD - Run FG - 27 yards FG - 37 yards	TD - Run TD - Pass FG - 40 yards
10/31	at Cleveland	--	--
11/08	Chicago	--	--
11/14	Detroit	--	--
11/21	at L.A. Chargers	--	--
11/28	at Cincinnati	--	--
12/05	Baltimore	--	--
12/09	at Minnesota	--	--
12/19	Tennessee	--	--
12/26	at Kansas City	--	--
01/03	Cleveland	--	--
01/09	at Baltimore	--	--

OFFENSE DEFENSE		
Inside the 20	14	19
Scores	13	18
Touchdowns	8	9
Field Goals	5	9
Total Points in 20	71	90
Fumbles	0	0
Interceptions	0	1
Missed Field Goals	0	0
Lost on Downs	1	0
End of Half/Game	0	0
TDs Outside	3	4
Red-Zone Percentage	57.1	47.4

STEELERS 2021 REGULAR SEASON INSIDE 20 EFFICIENCY																		
STEELERS																		
Date	Opponent	Pos	TD	PAT	2-Pt.	Miss PAT	FG	FGA	Blk/ MFG	INT	Fum	Dwns	Half	Drive Ends Game	Pts	TD%	Score Pct.	Pts/Poss
09/12	at Buffalo	3	1	1	0	0	2	2	0	0	0	0	0	0	13	33.3	100.0	4.3
09/19	Las Vegas	1	1	1	0	0	0	0	0	0	0	0	0	0	7	100.0	100.0	7.0
09/26	Cincinnati	3	1	1	0	0	1	1	0	0	0	1	0	0	10	33.3	66.7	3.3
10/03	at Green Bay	1	1	1	0	0	0	0	0	0	0	0	0	0	7	100.0	100.0	7.0
10/10	Denver	2	2	2	0	0	0	0	0	0	0	0	0	0	14	100.0	100.0	7.0
10/17	Seattle	4	2	2	0	0	2	2	0	0	0	0	0	0	20	50.0	100.0	5.0
10/31	at Cleveland	--	--	--	--	--	--	--	--	--	--	--	--	--	--	--	--	--
11/08	Chicago	--	--	--	--	--	--	--	--	--	--	--	--	--	--	--	--	--
11/14	Detroit	--	--	--	--	--	--	--	--	--	--	--	--	--	--	--	--	--
11/21	at L.A. Chargers	--	--	--	--	--	--	--	--	--	--	--	--	--	--	--	--	--
11/28	at Cincinnati	--	--	--	--	--	--	--	--	--	--	--	--	--	--	--	--	--
12/05	Baltimore	--	--	--	--	--	--	--	--	--	--	--	--	--	--	--	--	--
12/09	at Minnesota	--	--	--	--	--	--	--	--	--	--	--	--	--	--	--	--	--
12/19	Tennessee	--	--	--	--	--	--	--	--	--	--	--	--	--	--	--	--	--
12/26	at Kansas City	--	--	--	--	--	--	--	--	--	--	--	--	--	--	--	--	--
01/03	Cleveland	--	--	--	--	--	--	--	--	--	--	--	--	--	--	--	--	--
01/09	at Baltimore	--	--	--	--	--	--	--	--	--	--	--	--	--	--	--	--	--
TOTALS		14	8	8	0	0	5	5	0	0	0	1	0	0	71	57.1	92.9	5.1

OPPONENT 2021 REGULAR SEASON INSIDE 20 EFFICIENCY																		
OPPONENT																		
Date	Opponent	Pos	TD	PAT	2-Pt.	Miss PAT	FG	FGA	Blk/ MFG	INT	Fum	Dwns	Half	Drive Ends Game	Pts	TD%	Score Pct.	Pts/Poss
09/12	at Buffalo	4	1	1	0	0	3	3	0	0	0	0	0	0	16	25.0	100.0	4.0
09/19	Las Vegas	3	1	1	0	0	2	2	0	0	0	0	0	0	13	33.3	100.0	4.3
09/26	Cincinnati	2	2	2	0	0	0	0	0	0	0	0	0	0	14	100.0	100.0	7.0
10/03	at Green Bay	4	2	2	0	0	2	2	0	0	0	0	0	0	20	50.0	100.0	5.0
10/10	Denver	3	1	1	0	0	1	1	0	1	0	0	0	0	10	33.3	66.7	3.3
10/17	Seattle	3	2	2	0	0	1	1	0	0	0	0	0	0	17	66.7	100.0	5.7
10/31	at Cleveland	--	--	--	--	--	--	--	--	--	--	--	--	--	--	--	--	--
11/08	Chicago	--	--	--	--	--	--	--	--	--	--	--	--	--	--	--	--	--
11/14	Detroit	--	--	--	--	--	--	--	--	--	--	--	--	--	--	--	--	--
11/21	at L.A. Chargers	--	--	--	--	--	--	--	--	--	--	--	--	--	--	--	--	--
11/28	at Cincinnati	--	--	--	--	--	--	--	--	--	--	--	--	--	--	--	--	--
12/05	Baltimore	--	--	--	--	--	--	--	--	--	--	--	--	--	--	--	--	--
12/09	at Minnesota	--	--	--	--	--	--	--	--	--	--	--	--	--	--	--	--	--
12/19	Tennessee	--	--	--	--	--	--	--	--	--	--	--	--	--	--	--	--	--
12/26	at Kansas City	--	--	--	--	--	--	--	--	--	--	--	--	--	--	--	--	--
01/03	Cleveland	--	--	--	--	--	--	--	--	--	--	--	--	--	--	--	--	--
01/09	at Baltimore	--	--	--	--	--	--	--	--	--	--	--	--	--	--	--	--	--
TOTALS		19	9	9	0	0	9	9	0	1	0	0	0	0	90	47.4	94.7	4.7

STEELERS 2021 REGULAR SEASON YARDS GAINED BY DOWN																									
STEELERS														OPPONENT											
		1ST DOWN			2ND DOWN			3RD DOWN			4TH DOWN			1ST DOWN			2ND DOWN			3RD DOWN			4TH DOWN		
Date	Opponent	Att	Yds	Avg	Att	Yds	Avg	Att	Yds	Avg	Att	Yds	Avg	Att	Yds	Avg	Att	Yds	Avg	Att	Yds	Avg	Att	Yds	Avg
09/12	at Buffalo	24	96	4.0	19	105	5.5	12	51	4.3	0	0	0.0	31	135	4.4	27	151	5.6	18	78	4.3	3	7	2.3
09/19	Las Vegas	23	91	4.0	20	130	6.5	12	110	9.2	1	0	0.0	30	189	6.3	20	114	5.7	13	120	9.2	1	2	2.0
09/26	Cincinnati	31	106	3.4	25	136	5.4	19	108	5.7	2	-1	-0.5	21	164	7.8	12	33	2.8	9	71	7.9	0	0	0.0
10/03	at Green Bay	25	111	4.4	20	121	6.1	11	49	4.5	2	1	0.5	31	134	4.3	25	150	6.0	15	83	5.5	1	0	0.0
10/10	Denver	26	90	3.5	23	179	7.8	12	122	10.2	0	0	0.0	24	143	6.0	18	87	4.8	12	112	9.3	4	32	8.0
10/17	Seattle	33	165	5.0	24	102	4.3	14	78	5.6	0	0	0.0	30	126	4.2	22	150	6.8	12	33	2.8	0	0	0.0
10/31	at Cleveland	--	--	--	--	--	--	--	--	--	--	--	--	--	--	--	--	--	--	--	--	--	--	--	--
11/08	Chicago	--	--	--	--	--	--	--	--	--	--	--	--	--	--	--	--	--	--	--	--	--	--	--	--
11/14	Detroit	--	--	--	--	--	--	--	--	--	--	--	--	--	--	--	--	--	--	--	--	--	--	--	--
11/21	at L.A. Chargers	--	--	--	--	--	--	--	--	--	--	--	--	--	--	--	--	--	--	--	--	--	--	--	--
11/28	at Cincinnati	--	--	--	--	--	--	--	--	--	--	--	--	--	--	--	--	--	--	--	--	--	--	--	--
12/05	Baltimore	--	--	--	--	--	--	--	--	--	--	--	--	--	--	--	--	--	--	--	--	--	--	--	--
12/09	at Minnesota	--	--	--	--	--	--	--	--	--	--	--	--	--	--	--	--	--	--	--	--	--	--	--	--
12/19	Tennessee	--	--	--	--	--	--	--	--	--	--	--	--	--	--	--	--	--	--	--	--	--	--	--	--
12/26	at Kansas City	--	--	--	--	--	--	--	--	--	--	--	--	--	--	--	--	--	--	--	--	--	--	--	--
01/03	Cleveland	--	--	--	--	--	--	--	--	--	--	--	--	--	--	--	--	--	--	--	--	--	--	--	--
01/09	at Baltimore	--	--	--	--	--	--	--	--	--	--	--	--	--	--	--	--	--	--	--	--	--	--	--	--
TOTALS		162	659	4.1	131	773	5.9	80	518	6.5	5	0	0.0	167	891	5.3	124	685	5.5	79	497	6.3	9	41	4.6

STEELERS 2021 REGULAR SEASON THIRD DOWN EFFICIENCY												
STEELERS												
Date	Opponent	3rd & 1	3rd & 2	3rd & 3	3rd & 4	3rd & 5	3rd & 6	3rd & 7	3rd & 8	3rd & 9	3rd & 10+	Total
09/12	at Buffalo	1 / 1	1 / 1	0 / 0	1 / 4	0 / 1	0 / 1	0 / 0	1 / 1	0 / 0	0 / 3	4 / 12
09/19	Las Vegas	0 / 0	1 / 1	0 / 0	0 / 1	1 / 1	0 / 1	0 / 0	2 / 2	0 / 1	1 / 5	5 / 12
09/26	Cincinnati	0 / 0	3 / 4	0 / 0	2 / 3	2 / 2	0 / 2	0 / 0	0 / 0	0 / 0	2 / 8	9 / 19
10/03	at Green Bay	1 / 1	1 / 1	1 / 1	1 / 3	0 / 2	0 / 1	0 / 0	0 / 1	0 / 0	0 / 1	4 / 11
10/10	Denver	1 / 1	2 / 3	2 / 2	0 / 0	0 / 1	0 / 0	1 / 2	0 / 0	0 / 0	1 / 3	7 / 12
10/17	Seattle	1 / 1	1 / 1	1 / 1	1 / 2	0 / 0	0 / 1	0 / 1	0 / 1	0 / 2	1 / 4	5 / 14
10/31	at Cleveland	--	--	--	--	--	--	--	--	--	--	--
11/08	Chicago	--	--	--	--	--	--	--	--	--	--	--
11/14	Detroit	--	--	--	--	--	--	--	--	--	--	--
11/21	at L.A. Chargers	--	--	--	--	--	--	--	--	--	--	--
11/28	at Cincinnati	--	--	--	--	--	--	--	--	--	--	--
12/05	Baltimore	--	--	--	--	--	--	--	--	--	--	--
12/09	at Minnesota	--	--	--	--	--	--	--	--	--	--	--
12/19	Tennessee	--	--	--	--	--	--	--	--	--	--	--
12/26	at Kansas City	--	--	--	--	--	--	--	--	--	--	--
01/03	Cleveland	--	--	--	--	--	--	--	--	--	--	--
01/09	at Baltimore	--	--	--	--	--	--	--	--	--	--	--
TOTALS		4 / 4	9 / 11	4 / 4	5 / 13	3 / 7	0 / 6	1 / 3	3 / 5	0 / 3	5 / 24	34 / 80
		100.0%	81.8%	100.0%	38.5%	42.9%	0.0%	33.3%	60.0%	0.0%	20.8%	42.5%
		3RD & 1-3: 17 / 19 = 89.5%			3RD & 4-6: 8 / 26 = 30.8%			3RD & 7-10+: 9 / 35 = 25.7%				

OPPONENT 2021 REGULAR SEASON THIRD DOWN EFFICIENCY												
OPPONENT												
Date	Opponent	3rd & 1	3rd & 2	3rd & 3	3rd & 4	3rd & 5	3rd & 6	3rd & 7	3rd & 8	3rd & 9	3rd & 10+	Total
09/12	at Buffalo	1 / 2	0 / 0	3 / 5	0 / 0	1 / 3	0 / 1	0 / 0	1 / 2	1 / 1	1 / 4	8 / 18
09/19	Las Vegas	1 / 1	0 / 1	1 / 3	1 / 1	0 / 0	0 / 1	0 / 1	0 / 0	1 / 3	1 / 2	5 / 13
09/26	Cincinnati	0 / 1	1 / 1	1 / 1	0 / 0	0 / 0	0 / 0	0 / 0	1 / 2	0 / 0	0 / 4	3 / 9
10/03	at Green Bay	3 / 3	0 / 0	1 / 2	1 / 3	0 / 0	1 / 1	1 / 1	0 / 0	1 / 2	1 / 3	9 / 15
10/10	Denver	1 / 1	0 / 2	0 / 1	0 / 0	1 / 1	0 / 0	0 / 1	0 / 0	0 / 1	0 / 5	2 / 12
10/17	Seattle	1 / 2	0 / 1	0 / 0	0 / 2	0 / 1	0 / 0	1 / 1	1 / 1	0 / 0	0 / 4	3 / 12
10/31	at Cleveland	--	--	--	--	--	--	--	--	--	--	--
11/08	Chicago	--	--	--	--	--	--	--	--	--	--	--
11/14	Detroit	--	--	--	--	--	--	--	--	--	--	--
11/21	at L.A. Chargers	--	--	--	--	--	--	--	--	--	--	--
11/28	at Cincinnati	--	--	--	--	--	--	--	--	--	--	--
12/05	Baltimore	--	--	--	--	--	--	--	--	--	--	--
12/09	at Minnesota	--	--	--	--	--	--	--	--	--	--	--
12/19	Tennessee	--	--	--	--	--	--	--	--	--	--	--
12/26	at Kansas City	--	--	--	--	--	--	--	--	--	--	--
01/03	Cleveland	--	--	--	--	--	--	--	--	--	--	--
01/09	at Baltimore	--	--	--	--	--	--	--	--	--	--	--
TOTALS		7 / 10	1 / 5	6 / 12	2 / 6	2 / 5	1 / 3	2 / 4	3 / 5	3 / 7	3 / 22	30 / 79
		70.0%	20.0%	50.0%	33.3%	40.0%	33.3%	50.0%	60.0%	42.9%	13.6%	38.0%
		3RD & 1-3: 14 / 27 = 51.9%			3RD & 4-6: 5 / 14 = 35.7%			3RD & 7-10+: 11 / 38 = 28.9%				

2021 REGULAR SEASON FOURTH DOWN EFFICIENCY													
STEELERS								OPPONENT					
Date	Opponent	4th & 1	4th & 2	4th & 3	4th & 4	4th & 5+	Total	4th & 1	4th & 2	4th & 3	4th & 4	4th & 5+	Total
09/12	at Buffalo	0 / 0	0 / 0	0 / 0	0 / 0	0 / 0	0 / 0	0 / 1	0 / 0	0 / 0	0 / 0	1 / 2	1 / 3
09/19	Las Vegas	0 / 0	0 / 0	0 / 0	0 / 1	0 / 0	0 / 1	1 / 1	0 / 0	0 / 0	0 / 0	0 / 0	1 / 1
09/26	Cincinnati	0 / 0	0 / 1	0 / 0	0 / 0	0 / 1	0 / 2	0 / 0	0 / 0	0 / 0	0 / 0	0 / 0	0 / 0
10/03	at Green Bay	0 / 0	0 / 0	0 / 0	0 / 1	0 / 1	0 / 2	0 / 0	0 / 0	0 / 0	0 / 1	0 / 0	0 / 1
10/10	Denver	0 / 0	0 / 0	0 / 0	0 / 0	0 / 0	0 / 0	0 / 0	2 / 2	0 / 1	0 / 0	1 / 1	3 / 4
10/17	Seattle	0 / 0	0 / 0	0 / 0	0 / 0	0 / 0	0 / 0	0 / 0	0 / 0	0 / 0	0 / 0	0 / 0	0 / 0
10/31	at Cleveland	--	--	--	--	--	--	--	--	--	--	--	--
11/08	Chicago	--	--	--	--	--	--	--	--	--	--	--	--
11/14	Detroit	--	--	--	--	--	--	--	--	--	--	--	--
11/21	at L.A. Chargers	--	--	--	--	--	--	--	--	--	--	--	--
11/28	at Cincinnati	--	--	--	--	--	--	--	--	--	--	--	--
12/05	Baltimore	--	--	--	--	--	--	--	--	--	--	--	--
12/09	at Minnesota	--	--	--	--	--	--	--	--	--	--	--	--
12/19	Tennessee	--	--	--	--	--	--	--	--	--	--	--	--
12/26	at Kansas City	--	--	--	--	--	--	--	--	--	--	--	--
01/03	Cleveland	--	--	--	--	--	--	--	--	--	--	--	--
01/09	at Baltimore	--	--	--	--	--	--	--	--	--	--	--	--
TOTALS		0 / 0	0 / 1	0 / 0	0 / 2	0 / 2	0 / 5	1 / 2	2 / 2	0 / 1	0 / 1	2 / 3	5 / 9
		0.0%	0.0%	0.0%	0.0%	0.0%	0.0%	50.0%	100.0%	0.0%	0.0%	66.7%	55.6%

BIG PLAYS

MIN. RUNS 10; RECEPTIONS 20; RETURNS 30 YARDS

Date	Opp	Gain	Player	Qtr	Result
10/10	DEN	59	Ben Roethlisberger to Chase Claypool	2	TD
09/19	LV	52	Ben Roethlisberger to Chase Claypool	4	TD
10/10	DEN	50	Ben Roethlisberger to Diontae Johnson	1	TD
10/03	at GB	41	Ben Roethlisberger to Diontae Johnson	1	TD
09/19	LV	41	Ben Roethlisberger to Diontae Johnson	4	TD
10/03	at GB	40	Ray-Ray McCloud	2	TD
10/03	at GB	38	Ray-Ray McCloud	2	TD
10/17	SEA	37	Ray-Ray McCloud	1	Punt
10/03	at GB	36	Ben Roethlisberger to James Washington	4	TD
09/26	CIN	29	Ben Roethlisberger to Chase Claypool	4	Downs
09/12	at BUF	25	Chase Claypool	3	FG
09/19	LV	25	Ben Roethlisberger to Najee Harris	4	TD
10/17	SEA	25	Diontae Johnson	2	TD
09/12	at BUF	24	Ben Roethlisberger to Pat Freiermuth	3	FG
09/12	at BUF	24	Ben Roethlisberger to JuJu Smith-Schuster	4	FG
09/26	CIN	24	Ben Roethlisberger to Ray-Ray McCloud	4	FG
10/10	DEN	23	Ben Roethlisberger to Chase Claypool	1	TD
10/17	SEA	23	Ben Roethlisberger to Diontae Johnson	3	FG
09/12	at BUF	22	Ben Roethlisberger to Chase Claypool	4	FG
10/10	DEN	22	Ben Roethlisberger to Diontae Johnson	4	FG
09/26	CIN	21	Ben Roethlisberger to Najee Harris	3	Miss FG
09/26	CIN	20	Najee Harris	2	TD
10/10	DEN	20	Najee Harris	2	FG
09/12	at BUF	18	Najee Harris	3	TD
10/10	DEN	18	Najee Harris	1	INT
09/19	LV	14	Najee Harris	2	TD
10/10	DEN	13	Najee Harris	2	Half
10/03	at GB	11	Najee Harris	3	Downs
10/17	SEA	11	Kalen Ballage	4	Fumble
10/03	at GB	10	Najee Harris	1	TD
10/17	SEA	10	Najee Harris	4	Fumble
10/03	SEA	10	Najee Harris	4	FG

BIG RUN PLAYS

MIN. 10 YARDS

Date	Opp	Gain	Player	Qtr	Result
09/12	at BUF	25	Chase Claypool	3	FG
10/17	SEA	25	Diontae Johnson	2	TD
09/26	CIN	20	Najee Harris	2	TD
10/10	DEN	20	Najee Harris	2	FG
09/12	at BUF	18	Najee Harris	3	TD
10/10	DEN	18	Najee Harris	1	INT
09/19	LV	14	Najee Harris	2	TD
10/10	DEN	13	Najee Harris	2	Half
10/03	at GB	11	Najee Harris	3	Downs
10/17	SEA	11	Kalen Ballage	4	Fumble
10/03	at GB	10	Najee Harris	1	TD
10/17	SEA	10	Najee Harris	4	Fumble
10/03	SEA	10	Najee Harris	4	FG

BIG PASS PLAYS

MIN. 20 YARDS

Date	Opp	Gain	Player	Qtr	Result
10/10	DEN	59	Ben Roethlisberger to Chase Claypool	2	TD
09/19	LV	52	Ben Roethlisberger to Chase Claypool	4	TD
10/10	DEN	50	Ben Roethlisberger to Diontae Johnson	1	TD
10/03	at GB	41	Ben Roethlisberger to Diontae Johnson	1	TD
09/19	LV	41	Ben Roethlisberger to Diontae Johnson	4	TD
10/03	at GB	40	Ben Roethlisberger to James Washington	4	TD
09/26	CIN	29	Ben Roethlisberger to Chase Claypool	4	Downs
09/19	LV	25	Ben Roethlisberger to Najee Harris	4	TD

BIG PLAYS

MIN. RUNS 10; RECEPTIONS 20; RETURNS 30 YARDS

Date	Opp	Gain	Player	Qtr	Result
09/12	at BUF	75	Isiah McKenzie	1	FG
09/19	LV	61	Derek Carr to Henry Ruggs III	4	TD
10/10	DEN	49	Javonte Williams	2	FG
10/17	SEA	41	Geno Smith to Gerald Everett	3	TD
10/17	SEA	39	Teddy Bridgewater to Courtland Sutton	1	TD
10/17	SEA	38	DeWayl Dallas	3	TD
09/12	at BUF	37	Josh Allen to Gabriel Davis	2	TD
09/26	CIN	34	Joe Burrow to Ja'Marr Chase	2	TD
10/17	SEA	34	DeWayl Dallas	2	Punt
09/19	LV	30	Derek Carr to Henry Ruggs III	3	TD
09/26	CIN	30	Brandon Wilson	4	Punt
09/03	at GB	28	Aaron Rodgers to Allen Lazard	3	Fumble
09/26	CIN	27	Joe Mixon	2	Punt
10/17	SEA	27	Geno Smith to Travis Homer	3	Punt
10/03	at GB	26	Aaron Rodgers to Aaron Jones	3	FG
10/17	SEA	26	Travis Homer	3	FG
09/12	at BUF	25	Derin Singletary	4	FG
09/19	LV	25	Derek Carr to Foster Moreau	2	FG
09/19	LV	25	Derek Carr to Darren Waller	4	FG
10/03	at GB	25	Aaron Rodgers to Randall Cobb	3	FG
10/03	at GB	25	AJ Dillon	3	TD
10/10	DEN	25	Teddy Bridgewater to Courtland Sutton	4	TD
09/19	LV	23	Derek Carr to Hunter Renfrow	3	TD
10/03	at GB	23	Aaron Rodgers to Randall Cobb	4	TD
10/10	DEN	23	Teddy Bridgewater to Tim Patrick	2	INT
10/10	DEN	23	Teddy Bridgewater to Kendall Hinton	4	INT
09/12	at BUF	21	Aaron Rodgers to Davante Adams	1	Punt
10/17	SEA	21	Alex Collins	3	TD
09/12	at BUF	21	Geno Smith to Tyler Lockett	5	Punt
09/12	at BUF	15	Derin Singletary	4	FG
10/03	at GB	15	Aaron Jones	2	FG
10/17	SEA	14	Alex Collins	3	FG
09/19	LV	13	Peyton Barber	4	FG
09/12	at BUF	11	Josh Allen	3	Downs
09/19	LV	11	Peyton Barber	4	Punt
09/26	CIN	11	Joe Mixon	3	FG
09/26	CIN	11	Joe Mixon	3	FG
10/10	DEN	11	Teddy Bridgewater	4	TD
10/17	SEA	11	Alex Collins	3	TD
10/10	DEN	10	Javonte Williams	4	TD
10/17	SEA	10	DeWayl Dallas	4	Punt

BIG RUN PLAYS

MIN. 10 YARDS

Date	Opp	Gain	Player	Qtr	Result
10/10	DEN	49	Javonte Williams	2	FG
09/26	CIN	27	Joe Mixon	2	Punt
10/17	SEA	26	Travis Homer	3	FG
09/12	at BUF	25	Derin Singletary	4	FG
10/03	at GB	25	AJ Dillon	3	TD
10/17	SEA	21	Alex Collins	3	TD
09/12	at BUF	15	Derin Singletary	4	FG
10/03	at GB	15	Aaron Jones	2	FG
10/17	SEA	14	Alex Collins	3	FG
09/19	LV	13	Peyton Barber	4	FG
09/12	at BUF	11	Josh Allen	3	Downs
09/19	LV	11	Peyton Barber	4	Punt
09/26	CIN	11	Joe Mixon	3	FG
10/10	DEN	11	Teddy Bridgewater	4	TD
10/17	SEA	11	Alex Collins	3	TD
10/10	DEN	10	Javonte Williams	4	TD
10/17	SEA	10	DeWayl Dallas	4	Punt

09/12	at BUF	24	Ben Roethlisberger to Pat Freiermuth	3	FG
09/12	at BUF	24	Ben Roethlisberger to JuJu Smith-Schuster	4	FG
09/26	CIN	24	Ben Roethlisberger to Ray-Ray McCloud	4	FG
10/10	DEN	23	Ben Roethlisberger to Chase Claypool	1	TD
10/17	SEA	23	Ben Roethlisberger to Diontae Johnson	3	FG
09/12	at BUF	22	Ben Roethlisberger to Chase Claypool	3	TD
10/10	DEN	22	Ben Roethlisberger to Diontae Johnson	4	FG
09/26	CIN	21	Ben Roethlisberger to Najee Harris	3	Miss FG

BIG PUNT RETURN PLAYS

MIN. 30 YARDS

Date	Opp	Gain	Player	Qtr	Result
10/17	SEA	37	Ray-Ray McCloud	1	Punt
- result within the same drive					

BIG PASS PLAYS

MIN. 20 YARDS

Date	Opp	Gain	Player	Qtr	Result
09/19	LV	61	Derek Carr to Henry Ruggs III	4	TD
10/17	SEA	41	Geno Smith to Gerald Everett	3	TD
10/10	DEN	39	Teddy Bridgewater to Courtland Sutton	4	TD
09/12	at BUF	37	Josh Allen to Gabriel Davis	2	TD
09/26	CIN	34	Joe Burrow to Ja'Marr Chase	2	TD
10/17	SEA	30	Derek Carr to Henry Ruggs III	3	TD
10/03	at GB	28	Aaron Rodgers to Allen Lazard	3	Fumble
10/17	SEA	27	Geno Smith to Travis Homer	1	Punt
10/03	at GB	26	Aaron Rodgers to Aaron Jones	1	FG
09/19	LV	25	Derek Carr to Foster Moreau	2	FG
09/19	LV	25	Derek Carr to Darren Waller	4	FG
10/03	at GB	25	Aaron Rodgers to Randall Cobb	3	FG
10/10	DEN	25	Teddy Bridgewater to Courtland Sutton	4	TD
09/19	LV	23	Derek Carr to Hunter Renfrow	3	TD
10/03	at GB	23	Aaron Rodgers to Randall Cobb	2	TD
10/10	DEN	23	Teddy Bridgewater to Tim Patrick	4	INT
10/10	DEN	23	Teddy Bridgewater to Kendall Hinton	4	INT
10/03	at GB	21	Aaron Rodgers to Davante Adams	1	Punt
10/17	SEA	21	Geno Smith to Tyler Lockett	5	Punt

BIG PUNT RETURN PLAYS

MIN. 30 YARDS

Date	Opp	Gain	Player	Qtr	Result
10/17	SEA	34	DeWayl Dallas	2	Punt
09/26	CIN	30	Brandon Wilson	4	Punt
- result within the same drive					

DATE OPPONENT	RUSHES				RECEPTIONS				RETURNS			
	GAIN	PLAYER	QTR	RESULT	GAIN	PLAYER	QTR	RESULT	GAIN	PLAYER	QTR	RESULT
09/12 at Buffalo	25	Chase Claypool	3	FG	22	Chase Claypool	3	FG				
	18	Najee Harris	4	TD	24	Pat Freiermuth	3	FG				
					24	JuJu Smith-Schuster	4	FG				
09/19 Las Vegas	14	Najee Harris	1	INT	41	Diontae Johnson	2	TD				
	14	Najee Harris	2	TD	52	Chase Claypool	4	TD				
					25t	Najee Harris	4	TD				
09/26 Cincinnati	20	Najee Harris	2	TD	21	Najee Harris	3	Miss FG				
					24	Ray-Ray McCloud	4	FG				
					29	Chase Claypool	4	Downs				
10/03 at Green Bay	10	Najee Harris	1	TD	45t	Diontae Johnson	1	TD	38	Ray-Ray McCloud (KR)	2	Half
	11	Najee Harris	3	Downs	30	James Washington	4	TD	40	Ray-Ray McCloud (KR)	3	Downs
10/10 Denver	20	Najee Harris	2	FG	23	Chase Claypool	1	TD				
	13	Najee Harris	2	Half	50t	Diontae Johnson	1	TD				
	18	Najee Harris	3	TD	59	Chase Claypool	2	TD				
10/17 Seattle	25	Diontae Johnson	2	TD	22	Diontae Johnson	4	FG				
	10	Najee Harris	4	Fumble	23	Diontae Johnson	3	FG	37	Ray-Ray McCloud (KR)	1	Punt
	11	Kalen Ballage	4	Fumble								
10/10 at Baltimore	10	Najee Harris	4	FG								
10/31 at Cleveland	---	---	---	---	---	---	---	---	---	---	---	---
11/08 Chicago	---	---	---	---	---	---	---	---	---	---	---	---
11/14 Detroit	---	---	---	---	---	---	---	---	---	---	---	---
11/21 at L.A. Chargers	---	---	---	---	---	---	---	---	---	---	---	---
11/28 at Cincinnati	---	---	---	---	---	---	---	---	---	---	---	---
12/05 Baltimore	---	---	---	---	---	---	---	---	---	---	---	---
12/09 at Minnesota	---	---	---	---	---	---	---	---	---	---	---	---
12/19 Tennessee	---	---	---	---	---	---	---	---	---	---	---	---
12/26 at Kansas City	---	---	---	---	---	---	---	---	---	---	---	---
01/03 Cleveland	---	---	---	---	---	---	---	---	---	---	---	---
01/09 at Baltimore	---	---	---	---	---	---	---	---	---	---	---	---

* - result within the same drive

		RUSHES				RECEPTIONS				RETURNS			
DATE	OPPONENT	GAIN	PLAYER	QTR	RESULT	GAIN	PLAYER	QTR	RESULT	GAIN	PLAYER	QTR	RESULT
09/12	at Buffalo	11 15 25	Josh Allen Devin Singletary Devin Singletary	3 4' 4	Downs FG FG	37	Gabriel Davis	2	TD	75	Isaiah McKenzie (KR)	1	FG
09/19	Las Vegas	11 13	Peyton Barber Peyton Barber	4 4	Punt FG	25 23 30 61t 25	Foster Moreau Hunter Renfrow Henry Ruggs III Henry Ruggs III Darren Waller	2 3' 3' 4 4	FG TD TD TD FG				
09/26	Cincinnati	27 11 11	Joe Mixon Joe Mixon Joe Mixon	2 3' 3	Punt FG FG	34t	Ja'Marr Chase	2	TD	30	Brandon Wilson (KR)	4	Punt
10/03	at Green Bay	15 25	Aaron Jones AJ Dillon	2 3	FG TD	21 23t 25 26 28	Davante Adams Randall Cobb Randall Cobb Aaron Jones Allen Lazard	1 2 3' 3' 3	Punt TD FG FG Fumble				
10/10	Denver	49 10 11	Javonte Williams Javonte Williams Teddy Bridgewater	2 4' 4	FG TD TD	25 39t 23 23	Courtland Sutton Courtland Sutton Tim Patrick Kendall Hinton	4 4 4' 4	TD TD INT INT				
10/17	Seattle	11 21 14 26 10	Alex Collins Alex Collins Alex Collins Travis Homer DeeJay Dallas	3' 3' 3' 3' 4	TD TD FG FG Punt	27 41 21	Travis Homer Gerald Everett Tyler Lockett	1 3 5	Punt TD Punt	34 38	DeeJay Dallas (KR) DeeJay Dallas (KR)	2 3	Punt TD
10/31	at Cleveland	--	--	--	--	--	--	--	--	--	--	--	--
11/08	Chicago	--	--	--	--	--	--	--	--	--	--	--	--
11/14	Detroit	--	--	--	--	--	--	--	--	--	--	--	--
11/21	at L.A. Chargers	--	--	--	--	--	--	--	--	--	--	--	--
11/28	at Cincinnati	--	--	--	--	--	--	--	--	--	--	--	--
12/05	Baltimore	--	--	--	--	--	--	--	--	--	--	--	--
12/09	at Minnesota	--	--	--	--	--	--	--	--	--	--	--	--
12/19	Tennessee	--	--	--	--	--	--	--	--	--	--	--	--
12/26	at Kansas City	--	--	--	--	--	--	--	--	--	--	--	--
01/03	Cleveland	--	--	--	--	--	--	--	--	--	--	--	--
01/09	at Baltimore	--	--	--	--	--	--	--	--	--	--	--	--

* - result within the same drive

2021 REGULAR SEASON - 30+ YARD KICKOFF/10+ YARD PUNT/10+ YARD BLOCKED KICK RETURNS/20+ YARD INTERCEPTION/10+ YARD FUMBLE													
DATE	OPPONENT	QTR	RETURN	STEELERS PLAYER	YDS.	DOWN	RESULT	QTR	RETURN	OPP. PLAYER	YDS.	DOWN	RESULT
09/12	at Buffalo			NONE				1	KO	Isaiah McKenzie	75	BUF 35	Punt
09/19	Las Vegas	4	Punt	Ray-Ray McCloud	15	PIT 32	Field Goal	3	Punt	Hunter Renfrow	10	LV 18	Touchdown
								4	Punt	Hunter Renfrow	16	LV 24	Punt
09/26	Cincinnati	1	Punt	Ray-Ray McCloud	14	PIT 20	Punt	1	Punt	Darius Phillips	16	CIN 42	Punt
								4	KO	Brandon Wilson	30	PIT 15	Downs
10/03	at Green Bay	1	KO	Ray-Ray McCloud	38	50	Field Goal			NONE			
		3	KO	Ray-Ray McCloud	40	GB 33	Fumble						
		4	Punt	Ray-Ray McCloud	14	PIT 29	Interception						
10/10	Denver			NONE				1	FUM	Alexander Johnson	10	PIT 29	Field Goal
								2	Punt	Diontae Spencer	13	DEN 40	Field Goal
								4	Punt	Diontae Spencer	13	DEN 28	Touchdown
10/17	Seattle	1	KO	Ray-Ray McCloud	37	SEA 10	Punt	1	Punt	Freddie Swain	14	SEA 21	Punt
		4	Punt	Ray-Ray McCloud	14	PIT 26	Field Goal	2	KO	DeeJay Dallas	34	PIT 16	Touchdown
								3	KO	DeeJay Dallas	38	SEA 35	Punt
10/31		--	--	--	--	--	--	--	--	--	--	--	--
11/08		--	--	--	--	--	--	--	--	--	--	--	--
11/14		--	--	--	--	--	--	--	--	--	--	--	--
11/21		--	--	--	--	--	--	--	--	--	--	--	--
11/28		--	--	--	--	--	--	--	--	--	--	--	--
12/05		--	--	--	--	--	--	--	--	--	--	--	--
12/09		--	--	--	--	--	--	--	--	--	--	--	--
12/19		--	--	--	--	--	--	--	--	--	--	--	--
12/26		--	--	--	--	--	--	--	--	--	--	--	--
01/03		--	--	--	--	--	--	--	--	--	--	--	--
01/09		--	--	--	--	--	--	--	--	--	--	--	--
TOTALS		7	- 172 (24.6), 0 TDS					11	- 269 (24.5), 0 TDS				

2021 REGULAR SEASON PITTSBURGH STEELERS DEFENSIVE SUMMARIES
(THROUGH WEEK 6)

SEPTEMBER 12, 2021
STEELERS @ BUFFALO BILLS
W 23-16

TOP TACKLERS		SACKS		INTS		FORCED FUMBLES		RECOVERED FUMBLES	
PLAYER	NO.	PLAYER	NO.	PLAYER	NO.	PLAYER	NO.	PLAYER	NO.
D. Bush	10	T. Watt	2.0			D. Bush	1	C. Heyward	1
M. Fitzpatrick	10	C. Heyward	1.0			J. Haden	1		
J. Pierre	6					C. Heyward	1		
J. Schobert	6					T. Watt	1		
T. Alualu	5								
T. Edmunds	5								
J. Haden	5								
T. Norwood	5								
C. Sutton	5								
C. Heyward	4								
A. Highsmith	4								
T. Watt	3								
A. Maulet	2								
I. Buggs	1								
C. Davis	1								
M. Ingram III	1								
C. Wormley	1								

SEPTEMBER 19, 2021
STEELERS VS. LAS VEGAS RAIDERS
L 26-17

TOP TACKLERS		SACKS		INTS		FORCED FUMBLES		RECOVERED FUMBLES	
PLAYER	NO.	PLAYER	NO.	PLAYER	NO.	PLAYER	NO.	PLAYER	NO.
J. Schobert	10	M. Ingram III	1.0			T. Watt	1		
R. Spillane	10	T. Watt	1.0						
C. Heyward	7								
T. Edmunds	6								
M. Fitzpatrick	6								
J. Pierre	6								
A. Highsmith	4								
M. Ingram III	4								
T. Watt	4								
C. Sutton	3								
J. Jones	1								
J. Layne	1								
I. Loudermilk	1								
T. Norwood	1								
C. Wormley	1								

SEPTEMBER 26, 2021
STEELERS VS. CINCINNATI BENGALS
L 24-10

TOP TACKLERS		SACKS		INTS		FORCED FUMBLES		RECOVERED FUMBLES	
PLAYER	NO.	PLAYER	NO.	PLAYER	NO.	PLAYER	NO.	PLAYER	NO.
T. Edmunds	5			T. Edmunds	1				
C. Heyward	5								
J. Schobert	5								
M. Fitzpatrick	4								
C. Wormley	4								
I. Buggs	3								
M. Ingram III	3								
T. Norwood	3								
D. Bush	2								
J. Haden	2								
A. Maulet	2								
C. Sutton	2								
D. Tuszka	2								
I. Loudermilk	1								

OCTOBER 3, 2021
STEELERS @ GREEN BAY PACKERS
L 27-17

TOP TACKLERS		SACKS		INTS		FORCED FUMBLES		RECOVERED FUMBLES	
PLAYER	NO.	PLAYER	NO.	PLAYER	NO.	PLAYER	NO.	PLAYER	NO.
M. Fitzpatrick	8	T. Watt	2.0			C. Wormley	1	T. Watt	1
C. Heyward	8	D. Bush	1.0						
J. Schobert	8								
T. Edmunds	7								
D. Bush	6								
J. Haden	5								
A. Highsmith	5								
A. Maulet	4								
T. Watt	4								
C. Wormley	4								
I. Buggs	2								
M. Ingram III	1								
H. Mondeaux	1								
J. Pierre	1								
C. Sutton	1								

OCTOBER 10, 2021
STEELERS VS. DENVER BRONCOS
W 27-19

TOP TACKLERS		SACKS		INTS		FORCED FUMBLES		RECOVERED FUMBLES	
PLAYER	NO.	PLAYER	NO.	PLAYER	NO.	PLAYER	NO.	PLAYER	NO.
M. Fitzpatrick	10	D. Bush	1.0	J. Pierre	1				
T. Edmunds	7	H. Mondeaux	1.0						
J. Pierre	6								
J. Haden	5								
J. Schobert	5								
C. Heyward	3								
T. Watt	3								
A. Maulet	2								
T. Norwood	2								
R. Spillane	2								
I. Buggs	1								
D. Bush	1								
A. Highsmith	1								
M. Ingram III	1								
H. Mondeaux	1								
C. Wormley	1								

OCTOBER 17, 2021
STEELERS VS. SEATTLE SEAHAWKS
W 23-20 (OT)

TOP TACKLERS		SACKS		INTS		FORCED FUMBLES		RECOVERED FUMBLES	
PLAYER	NO.	PLAYER	NO.	PLAYER	NO.	PLAYER	NO.	PLAYER	NO.
M. Fitzpatrick	9	T. Watt	2.0			M. Fitzpatrick	1	D. Bush	1
C. Heyward	9	A. Highsmith	1.5			J. Pierre	1		
A. Highsmith	7	C. Heyward	1.0			T. Watt	1		
T. Watt	7	C. Wormley	0.5						
D. Bush	6								
C. Wormley	5								
T. Edmunds	3								
J. Haden	3								
A. Maulet	3								
T. Norwood	3								
J. Pierre	3								
C. Sutton	3								
J. Schobert	2								
R. Spillane	2								
I. Buggs	1								
I. Loudermilk	1								

(AS OF OCT 26, 2021, 4:15 AM EDT)												2021 - REGULAR SEASON					
DATE	OPPONENT	TT	SOLO	ASST	SACKS	SACK YDS	INTS	INT YDS	PD	DTD	DS	TFL	QBH	FF	FR		
9/12	at Buffalo	74	49	25	3	16.0	0	0.0	6	1	0	5	8	4	1		
9/19	Las Vegas	65	45	20	2	9.0	0	0.0	4	0	0	6	5	1	0		
9/26	Cincinnati	43	25	18	0	0.0	1	15.0	2	0	0	2	0	0	0		
10/3	at Green Bay	65	44	21	3	12.0	0	0.0	4	0	0	7	7	1	1		
10/10	Denver	51	34	17	2	20.0	1	0.0	7	0	0	4	5	0	0		
10/17	Seattle	67	43	24	5	44.0	0	0.0	5	0	0	10	8	3	1		
10/31	at Cleveland	--	--	--	--	--	--	--	--	--	--	--	--	--	--		
11/8	Chicago	--	--	--	--	--	--	--	--	--	--	--	--	--	--		
11/14	Detroit	--	--	--	--	--	--	--	--	--	--	--	--	--	--		
11/21	at L.A. Chargers	--	--	--	--	--	--	--	--	--	--	--	--	--	--		
11/28	at Cincinnati	--	--	--	--	--	--	--	--	--	--	--	--	--	--		
12/5	Baltimore	--	--	--	--	--	--	--	--	--	--	--	--	--	--		
12/9	at Minnesota	--	--	--	--	--	--	--	--	--	--	--	--	--	--		
12/19	Tennessee	--	--	--	--	--	--	--	--	--	--	--	--	--	--		
12/26	at Kansas City	--	--	--	--	--	--	--	--	--	--	--	--	--	--		
1/3	Cleveland	--	--	--	--	--	--	--	--	--	--	--	--	--	--		
1/9	at Baltimore	--	--	--	--	--	--	--	--	--	--	--	--	--	--		
	2021 TOTALS	365	240	125	15	101.0	2	15.0	28	1	0	34	33	9	3		

AMERICAN FOOTBALL CONFERENCE						
	OFFENSE				DEFENSE	
	TOTAL	RUSH	PASS	TOTAL	RUSH	PASS
Baltimore Ravens	2	3	3	13	3	15
Buffalo Bills	9	6	8	*1	*1	*1
Cincinnati Bengals	6	7	4	6	5	10
Cleveland Browns	3	*1	12	2	2	4
Denver Broncos	10	8	7	5	7	6
Houston Texans	15	13	15	14	16	11
Indianapolis Colts	7	4	9	11	11	8
Jacksonville Jaguars	13	9	14	9	6	12
Kansas City Chiefs	*1	5	2	15	13	14
Las Vegas Raiders	4	11	*1	10	14	5
Los Angeles Chargers	11	12	6	4	15	2
Miami Dolphins	12	14	10	16	12	16
New England Patriots	8	10	5	8	9	9
New York Jets	16	16	16	7	10	7
Pittsburgh Steelers	14	15	13	3	4	3
Tennessee Titans	5	2	11	12	8	13

NATIONAL FOOTBALL CONFERENCE						
	OFFENSE				DEFENSE	
	TOTAL	RUSH	PASS	TOTAL	RUSH	PASS
Arizona Cardinals	2	2	3	6	10	4
Atlanta Falcons	13	16	11	5	4	6
Carolina Panthers	11	11	12	4	8	2
Chicago Bears	15	3	16	10	13	8
Dallas Cowboys	4	*1	5	7	3	11
Detroit Lions	10	13	7	14	11	13
Green Bay Packers	9	10	8	8	12	5
Los Angeles Rams	3	14	2	13	9	12
Minnesota Vikings	5	6	6	3	7	3
New Orleans Saints	16	8	15	2	2	7
New York Giants	6	15	4	12	14	10
Philadelphia Eagles	8	5	9	11	15	9
San Francisco 49ers	14	9	14	*1	5	*1
Seattle Seahawks	12	7	13	16	16	15
Tampa Bay Buccaneers	*1	12	*1	9	*1	14
Washington Football Team	7	4	10	15	6	16

NATIONAL FOOTBALL LEAGUE						
	OFFENSE				DEFENSE	
	TOTAL	RUSH	PASS	TOTAL	RUSH	PASS
Arizona Cardinals	4	5	6	10	21	6
Atlanta Falcons	26	30	20	8	9	9
Baltimore Ravens	3	3	5	26	6	30
Buffalo Bills	14	11	14	*1	4	*1
Carolina Panthers	21	20	23	7	18	4
Chicago Bears	30	6	32	16	25	12
Cincinnati Bengals	10	14	7	15	8	20
Cleveland Browns	7	*1	24	4	5	11
Dallas Cowboys	6	4	10	12	3	22
Denver Broncos	18	15	13	11	11	14
Detroit Lions	20	22	15	27	23	25
Green Bay Packers	19	19	16	13	24	8
Houston Texans	29	28	29	28	32	21
Indianapolis Colts	11	7	19	21	19	17 T
Jacksonville Jaguars	25	16	27	19	10	23
Kansas City Chiefs	2	9	4	29	27	28
Las Vegas Raiders	8	26	2	20	28	13
Los Angeles Chargers	23	27	12	9	31	2
Los Angeles Rams	5	23 T	3	24	20	24
Miami Dolphins	24	29	21	32	22	31
Minnesota Vikings	12 T	12	11	6	17	5
New England Patriots	12 T	23 T	9	18	14 T	19
New Orleans Saints	31	17	31	3	2	10
New York Giants	15	25	8	23	26	17 T
New York Jets	32	32	30	17	16	16
Philadelphia Eagles	17	10	17	22	29	15
Pittsburgh Steelers	28	31	26	5	7	7
San Francisco 49ers	27	18	28	2	12	3
Seattle Seahawks	22	13	25	31	30	29
Tampa Bay Buccaneers	*1	21	*1	14	*1	26
Tennessee Titans	9	2	22	25	13	27
Washington Football Team	16	8	18	30	14 T	32

* = NFL leader | T = Tied for position

2021 REGULAR SEASON																			
NFL										AFC									
		OFFENSE				DEFENSE						OFFENSE				DEFENSE			
DATE	OPPONENT	TOTAL RUSH	PASS	SCORED	*POINTS	TOTAL RUSH	PASS	SCORED	*POINTS	DATE	OPPONENT	TOTAL RUSH	PASS	SCORED	*POINTS	TOTAL RUSH	PASS	SCORED	*POINTS
09/12	at Buffalo	T-29	23	28	18	13	18	T-14	T-7	09/12	at Buffalo	T-14	13	15	8	5	9	T-6	T-2
09/19	Las Vegas	28	32	18	T-24	22	10	29	9	09/19	Las Vegas	15	16	8	T-11	12	5	15	5
09/26	Cincinnati	25	32	13	28	13	10	20	12	09/26	Cincinnati	13	16	6	14	7	6	12	7
10/03	at Green Bay	27	32	16	T-28	16	11	19	13	10/03	at Green Bay	13	16	6	T-13	9	7	11	8
10/10	Denver	27	31	19	27	16	9	19	10	10/10	Denver	13	15	7	12	7	5	10	5
10/17	Seattle	25	29	17	25	12	T-9	15	12	10/17	Seattle	12	13	8	12	5	T-6	7	7
[bye]	-	27	29	15	26	13	12	15	12	[bye]	-	13	13	8	12	6	8	7	6
10/31	@ Cleveland	-	-	-	-	-	-	-	-	10/31	@ Cleveland	-	-	-	-	-	-	-	-
11/08	Chicago	-	-	-	-	-	-	-	-	11/08	Chicago	-	-	-	-	-	-	-	-
11/14	Detroit	-	-	-	-	-	-	-	-	11/14	Detroit	-	-	-	-	-	-	-	-
11/21	@ L.A. Chargers	-	-	-	-	-	-	-	-	11/21	@ L.A. Chargers	-	-	-	-	-	-	-	-
11/28	@ Cincinnati	-	-	-	-	-	-	-	-	11/28	@ Cincinnati	-	-	-	-	-	-	-	-
12/05	Baltimore	-	-	-	-	-	-	-	-	12/05	Baltimore	-	-	-	-	-	-	-	-
12/09	@ Minnesota	-	-	-	-	-	-	-	-	12/09	@ Minnesota	-	-	-	-	-	-	-	-
12/19	Tennessee	-	-	-	-	-	-	-	-	12/19	Tennessee	-	-	-	-	-	-	-	-
12/26	@ Kansas City	-	-	-	-	-	-	-	-	12/26	@ Kansas City	-	-	-	-	-	-	-	-
01/03	Cleveland	-	-	-	-	-	-	-	-	01/03	Cleveland	-	-	-	-	-	-	-	-
01/09	@ Baltimore	-	-	-	-	-	-	-	-	01/09	@ Baltimore	-	-	-	-	-	-	-	-

2021 REGULAR SEASON STEELERS GAME-BY-GAME OFFENSE																											
	09/12	09/19	09/26	10/03	10/10	10/17	10/31	11/08	11/14	11/21	11/28	12/05	12/09	12/19	12/26	01/03	01/09										
	@	BUF	LV	CIN	@	GB	DEN	SEA	@	CLE	CHI	DET	@	LAC	@	CIN	BAL	@	MIN	TEN	@	KC	CLE	@	BAL	Totals	
FIRST DOWNS																											
Total	16	17	21	17	19	22																				112	
Rushing	4	3	2	5	5	6																				25	
Passing	9	13	16	11	12	14																				75	
Penalty	3	1	3	1	2	2																				12	
THIRD DOWNS																											
Attempts	12	12	19	11	12	14																				80	
Converted	4	5	9	4	7	5																				34	
Percentage	33.3%	41.7%	47.4%	36.4%	58.3%	35.7%																				42.5%	
FOURTH DOWNS																											
Attempts	0	1	2	2	0	0																				5	
Converted	0	0	0	0	0	0																				0	
Percentage	0	0.0%	0.0%	0.0%	0	0																				0.0%	
TOT. OFFENSE																											
Net Yards	252	331	342	282	391	345																				1,943	
Plays	55	56	77	58	61	71																				378	
Avg./Play	4.6	5.9	4.4	4.9	6.4	4.9																				5.1	
RUSHING																											
Net Yards	75	39	45	62	147	119																				487	
Rush. Att.	21	14	15	16	35	30																				131	
Avg./Att.	3.6	2.8	3.0	3.9	4.2	4.0																				3.7	
PASSING																											
Net Yards	177	292	297	220	244	226																				1,456	
Attempts	32	40	58	40	25	40																				235	
Completions	18	27	38	26	15	29																				153	
Intercepted	0	1	2	1	0	0																				4	
Gross Yards	188	295	318	232	253	229																				1,515	
Sacked	2.0	2.0	4.0	2.0	1.0	1.0																				12.0	
Yards Lost	11	3	21	12	9	3																				59	
ADVANCES																											
Rushes	21	14	15	16	35	30																				131	
Completions	18	27	38	26	15	29																				153	
Totals	39	41	53	42	50	59																				284	
Total Drives	11	11	11	11	10	13																				67	
PENALTIES																											
Number	5	5	10	5	8	5																				38	
Yards	32	43	73	34	59	38																				279	
FUMBLES																											
Number	1	1	1	1	1	1																				6	
Lost	0	0	0	1	1	1																				3	
PUNTING																											
Yards	207	197	162	102	119	335																				1,122	
Punts	5	4	4	3	2	7																				25	
Net Avg.	41.2	42.8	38.3	34.0	46.5	42.1																				40.8	
Gross Avg.	41.4	49.3	40.5	34.0	59.5	47.9																				44.9	
SCORING																											
Points	23	17	10	17	27	23																				117	
Q1	0	0	0	7	7	0																				14	
Q2	0	7	7	3	10	14																				41	
Q3	6	0	0	0	7	3																				16	
Q4	17	10	3	7	3	3																				43	
OT	0	0	0	0	0	3																				3	
TD Rushing	0	1	0	1	1	1																				4	
TD Passing	1	1	1	1	2	1																				7	
TD KO Returns	0	0	0	0	0	0																				0	
TD Punt Returns	0	0	0	0	0	0																				0	
TD Sp. Teams	1	0	0	0	0	0																				1	
TD Def. Returns	0	0	0	0	0	0																				0	
FG Attempts	3	1	2	1	2	3																				12	
FG Made	3	1	1	1	2	3																				11	
Safety	0	0	0	0	0	0																				0	
2-Pt Attempts	0	0	0	0	0	0																				0	
2-Pt Made	0	0	0	0	0	0																				0	
Time of Possession	26:43	25:38	35:22	25:19	33:02	37:33																				183:37	

2021 REGULAR SEASON STEELERS GAME-BY-GAME DEFENSE																		
	09/12	09/19	09/26	10/03	10/10	10/17	10/31	11/08	11/14	11/21	11/28	12/05	12/09	12/19	12/26	01/03	01/09	
	@ BUF	LV	CIN	@ GB	DEN	SEA	@ CLE	CHI	DET	@ LAC	@ CIN	BAL	@ MIN	TEN	@ KC	CLE	@ BAL	Totals
FIRST DOWNS																		
Total	22	22	12	23	17	18												114
Rushing	8	4	4	9	3	8												36
Passing	13	17	7	13	14	9												73
Penalty	1	1	1	1	0	1												5
THIRD DOWNS																		
Attempts	18	13	9	15	12	12												79
Converted	8	5	3	9	2	3												30
Percentage	44.4%	38.5%	33.3%	60.0%	16.7%	25.0%												38.0%
FOURTH DOWNS																		
Attempts	3	1	0	1	4	0												9
Converted	1	1	0	0	3	0												5
Percentage	33.3%	100.0%	0	0.0%	75.0%	0												55.6%
TOT. OFFENSE																		
Net Yards	371	425	268	367	374	309												2,114
Plays	79	64	42	72	58	64												379
Avg./Play	4.7	6.6	6.4	5.1	6.4	4.8												5.6
RUSHING																		
Net Yards	117	52	96	131	106	144												646
Rush. Att.	25	25	24	33	18	27												152
Avg./Att.	4.7	2.1	4.0	4.0	5.9	5.3												4.3
PASSING																		
Net Yards	254	373	172	236	268	165												1,468
Attempts	51	37	18	36	38	32												212
Completions	30	28	14	20	24	23												139
Intercepted	0	0	1	0	1	0												2
Gross Yards	270	382	172	248	288	209												1,569
Sacked	3.0	2.0	0.0	3.0	2.0	5.0												15.0
Yards Lost	16	9	0	12	20	44												101
ADVANCES																		
Rushes	25	25	24	33	18	27												152
Completions	30	28	14	20	24	23												139
Totals	55	53	38	53	42	50												291
Total Drives	11	10	12	11	9	14												67
PENALTIES																		
Number	8	5	10	3	7	6												39
Yards	81	40	89	25	67	45												347
FUMBLES																		
Number	4	2	0	1	0	3												10
Lost	1	0	0	1	0	1												3
PUNTING																		
Yards	137	190	241	138	176	364												1,246
Punts	4	4	5	3	4	8												28
Net Avg.	22.4	37.3	45.4	41.3	44.0	36.9												38.7
Gross Avg.	34.3	47.5	48.2	46.0	44.0	45.5												44.5
SCORING																		
Points	16	26	24	27	19	20												132
Q1	3	3	7	0	3	0												16
Q2	7	6	7	17	3	0												40
Q3	0	7	10	10	0	14												41
Q4	6	10	0	0	13	6												35
OT	0	0	0	0	0	0												0
TD Rushing	0	0	0	1	0	1												2
TD Passing	1	2	3	2	2	1												11
TD KO Returns	0	0	0	0	0	0												0
TD Punt Returns	0	0	0	0	0	0												0
TD Sp. Teams	0	0	0	0	0	0												0
TD Def. Returns	0	0	0	0	0	0												0
FG Attempts	3	4	1	2	2	2												14
FG Made	3	4	1	2	2	2												14
Safety	0	0	0	0	0	0												0
2-Pt Attempts	0	0	0	0	1	0												1
2-Pt Made	0	0	0	0	0	0												0
Time of Possession	33:17	34:22	24:38	34:41	26:58	29:37												183:33

2021 REGULAR SEASON - DEFENSIVE TAKEAWAYS						
DATE	OPPONENT	TAKEAWAY	QTR.	SCORE	YD-LINE	RESULT
09/12	at Buffalo	C. Heyward FR (T. Watt FF)	2	0-3	PIT-45	Punt
09/19	Las Vegas	None				
09/26	Cincinnati	T. Edmunds INT (J. Burrow)	1	0-0	PIT-29	INT
10/03	at Green Bay	T. Watt FR (C. Wormley FF)	3	10-27	PIT-35	Punt
10/10	Denver	J. Pierre INT (T. Bridgewater: touchback)	4	27-19	PIT-(-8)	EOG
10/17	Seattle	D. Bush FR (T. Watt FF)	5	20-20	SEA-16	FG
10/31	at Cleveland	--	--	--	--	--
11/08	Chicago	--	--	--	--	--
11/14	Detroit	--	--	--	--	--
11/21	at L.A. Chargers	--	--	--	--	--
11/28	at Cincinnati	--	--	--	--	--
12/05	Baltimore	--	--	--	--	--
12/09	at Minnesota	--	--	--	--	--
12/19	Tennessee	--	--	--	--	--
12/26	at Kansas City	--	--	--	--	--
01/03	Cleveland	--	--	--	--	--
01/09	at Baltimore	--	--	--	--	--

2021 REGULAR SEASON - OFFENSIVE GIVEAWAYS						
DATE	OPPONENT	TAKEAWAY	QTR.	SCORE	YD-LINE	RESULT
09/12	at Buffalo	None				
09/19	Las Vegas	B. Roethlisberger INT (T. Mullen Jr.)	1	0-0	LV-43	FG
09/26	Cincinnati	B. Roethlisberger INT (L. Wilson)	1	0-0	PIT-42	TD
		B. Roethlisberger INT (L. Wilson)	3	7-17	PIT-32	TD
10/03	at Green Bay	B. Roethlisberger fumble (K. Keke FF; K. Clark FR)	2	7-7	PIT-23	TD
		B. Roethlisberger INT (E. Stokes)	4	17-27	GB-42	EOG
10/10	Denver	B. Roethlisberger fumble (M. Reed FF; A. Johnson FR)	1	7-0	PIT-39	FG
10/17	Seattle	B. Roethlisberger fumble (K. Hyder Jr. FR)	4	17-17	PIT-35	Punt
10/31	at Cleveland	--	--	--	--	--
11/08	Chicago	--	--	--	--	--
11/14	Detroit	--	--	--	--	--
11/21	at L.A. Chargers	--	--	--	--	--
11/28	at Cincinnati	--	--	--	--	--
12/05	Baltimore	--	--	--	--	--
12/09	at Minnesota	--	--	--	--	--
12/19	Tennessee	--	--	--	--	--
12/26	at Kansas City	--	--	--	--	--
01/03	Cleveland	--	--	--	--	--
01/09	at Baltimore	--	--	--	--	--

2021 REGULAR SEASON - TURNOVERS		
Offense:	7 Giveaways 27 Points (3 TD, 2 FG)	Ratio -2 (5 takes, 7 gives)
Defense:	5 Takeaways 3 Points (0 TD, 1 FG)	
Special Teams:	0 Giveaways 0 Points (0 TD, 0 FG)	Points Off Turnovers Ratio -24 (3 scored, 27 allowed)
	0 Takeaways 0 Points (0 TD, 0 FG)	

		FORCED TURNOVERS			TURNOVERS CONVERTED					OUTCOME	
DATE	OPPONENT	FUM	INTS	TOTAL	TD	FG	PTS.	PTS. PCT.	TD PCT.	NET DIFF.	RESULT
09/12	Pittsburgh	1	0	1	0	0	0	0.0	0.0	+1	W
	at Buffalo	0	0	0	0	0	0	0.0	0.0	-1	L
09/19	Pittsburgh	0	0	0	0	0	0	0.0	0.0	-1	L
	Las Vegas	0	1	1	0	1	3	100.0	0.0	+1	W
09/26	Pittsburgh	0	1	1	0	0	0	0.0	0.0	-1	L
	Cincinnati	0	2	2	2	0	14	100.0	100.0	+1	W
10/03	Pittsburgh	1	0	1	0	0	0	0.0	0.0	-1	L
	at Green Bay	1	1	2	1	0	7	50.0	100.0	+1	W
10/10	Pittsburgh	0	1	1	0	0	0	0.0	0.0	0	W
	Denver	1	0	1	0	1	3	100.0	0.0	0	L
10/17	Pittsburgh	1	0	1	0	1	3	100.0	0.0	0	W
	Seattle	1	0	1	0	0	0	0.0	0.0	0	L
10/31	at Cleveland	--	--	--	--	--	--	--	--	--	--
11/08	Chicago	--	--	--	--	--	--	--	--	--	--
11/14	Detroit	--	--	--	--	--	--	--	--	--	--
11/21	at L.A. Chargers	--	--	--	--	--	--	--	--	--	--
11/28	at Cincinnati	--	--	--	--	--	--	--	--	--	--
12/05	Baltimore	--	--	--	--	--	--	--	--	--	--
12/09	at Minnesota	--	--	--	--	--	--	--	--	--	--
12/19	Tennessee	--	--	--	--	--	--	--	--	--	--
12/26	at Kansas City	--	--	--	--	--	--	--	--	--	--
01/03	Cleveland	--	--	--	--	--	--	--	--	--	--
01/09	at Baltimore	--	--	--	--	--	--	--	--	--	--
	STEELERS	3	2	5	0	1	3	20.0	0.0	-2	3-3
	OPPONENTS	3	4	7	3	2	27	71.4	60.0	+2	3-3

2021 REGULAR SEASON INDIVIDUAL GAME-BY-GAME STATS														
PASSING:		JOSHUA DOBBS												
DATE	OPP.	ATT	CMP	YDS	CMP%	Y/A	Y/C	TD	TD%	INT	INT%	LG	SK/YD	RATE
09/12	at Buffalo							INJURED RESERVE						
09/19	Las Vegas							INJURED RESERVE						
09/26	Cincinnati							INJURED RESERVE						
10/03	at Green Bay							INJURED RESERVE						
10/10	Denver							INJURED RESERVE						
10/17	Seattle							INJURED RESERVE						
10/31	at Cleveland													
11/08	Chicago													
11/14	Detroit													
11/21	at L.A. Chargers													
11/28	at Cincinnati													
12/05	Baltimore													
12/09	at Minnesota													
12/19	Tennessee													
12/26	at Kansas City													
01/03	Cleveland													
01/09	at Baltimore													
TOTALS		0	0	0	0.0%	0.0	0.0	0	0.0%	0	0.0%	--	0/0	0.0

PASSING:		DWAYNE HASKINS													
DATE	OPP.	ATT	CMP	YDS	CMP%	Y/A	Y/C	TD	TD%	INT	INT%	LG	SK/YD	RATE	
09/12	at Buffalo							ON INACTIVE LIST							
09/19	Las Vegas							ON INACTIVE LIST							
09/26	Cincinnati							ON INACTIVE LIST							
10/03	at Green Bay							ON INACTIVE LIST							
10/10	Denver							ON INACTIVE LIST							
10/17	Seattle							ON INACTIVE LIST							
10/31	at Cleveland														
11/08	Chicago														
11/14	Detroit														
11/21	at L.A. Chargers														
11/28	at Cincinnati														
12/05	Baltimore														
12/09	at Minnesota														
12/19	Tennessee														
12/26	at Kansas City														
01/03	Cleveland														
01/09	at Baltimore														
TOTALS		0	0	0	0.0%	0.0	0.0	0	0.0%	0	0.0%	--	0/0	0.0	

PASSING:		BEN ROETHLISBERGER												
DATE	OPP.	ATT	CMP	YDS	CMP%	Y/A	Y/C	TD	TD%	INT	INT%	LG	SK/YD	RATE
09/12	at Buffalo	32	18	188	56.3%	5.9	10.4	1	3.1%	0	0.0%	24	2/11	83.9
09/19	Las Vegas	40	27	295	67.5%	7.4	10.9	1	2.5%	1	2.5%	52	2/3	87.0
09/26	Cincinnati	58	38	318	65.5%	5.5	8.4	1	1.7%	2	3.4%	29	4/21	70.9
10/03	at Green Bay	40	26	232	65.0%	5.8	8.9	1	2.5%	1	2.5%	45t	2/12	78.3
10/10	Denver	25	15	253	60.0%	10.1	16.9	2	8.0%	0	0.0%	59	1/9	120.9
10/17	Seattle	40	29	229	72.5%	5.7	7.9	1	2.5%	0	0.0%	23	1/3	94.7
10/31	at Cleveland													
11/08	Chicago													
11/14	Detroit													
11/21	at L.A. Chargers													
11/28	at Cincinnati													
12/05	Baltimore													
12/09	at Minnesota													
12/19	Tennessee													
12/26	at Kansas City													
01/03	Cleveland													
01/09	at Baltimore													
TOTALS		235	153	1,515	65.1%	6.4	9.9	7	3.0%	4	1.7%	59	12/59	86.0

PASSING:		MASON RUDOLPH												
DATE	OPP.	ATT	CMP	YDS	CMP%	Y/A	Y/C	TD	TD%	INT	INT%	LG	SK/YD	RATE
09/12	at Buffalo							DID NOT PLAY (NON-INJURY)						
09/19	Las Vegas							DID NOT PLAY (NON-INJURY)						
09/26	Cincinnati							DID NOT PLAY (NON-INJURY)						
10/03	at Green Bay							DID NOT PLAY (NON-INJURY)						
10/10	Denver							DID NOT PLAY (NON-INJURY)						
10/17	Seattle							DID NOT PLAY (NON-INJURY)						
10/31	at Cleveland													
11/08	Chicago													
11/14	Detroit													
11/21	at L.A. Chargers													
11/28	at Cincinnati													
12/05	Baltimore													
12/09	at Minnesota													
12/19	Tennessee													
12/26	at Kansas City													
01/03	Cleveland													
01/09	at Baltimore													
TOTALS		0	0	0	0.0%	0.0	0.0	0	0.0%	0	0.0%	--	0/0	0.0

2021 REGULAR SEASON INDIVIDUAL GAME-BY-GAME STATS																
RUSHING:		KALEN BALLAGE					CHASE CLAYPOOL					ERIC EBRON				
DATE	OPP.	NO.	YDS	AVG	LG	TD	NO.	YDS	AVG	LG	TD	NO.	YDS	AVG	LG	TD
09/12	at Buffalo	0	0	0.0	--	0	1	25	25.0	25	0	0	0	0.0	--	0
09/19	Las Vegas	0	0	0.0	--	0	1	-3	-3.0	-3	0	0	0	0.0	--	0
09/26	Cincinnati	0	0	0.0	--	0	0	0	0.0	--	0	0	0	0.0	--	0
10/03	at Green Bay	0	0	0.0	--	0	ON INACTIVE LIST					0	0	0.0	--	0
10/10	Denver	4	0	0.0	3	0	0	0	0.0	--	0	0	0	0.0	--	0
10/17	Seattle	2	15	7.5	11	0	0	0	0.0	--	0	1	1	1.0	1t	1
10/31	at Cleveland															
11/08	Chicago															
11/14	Detroit															
11/21	at L.A. Chargers															
11/28	at Cincinnati															
12/05	Baltimore															
12/09	at Minnesota															
12/19	Tennessee															
12/26	at Kansas City															
01/03	Cleveland															
01/09	at Baltimore															
TOTALS		6	15	2.5	11	0	2	22	11.0	25	0	1	1	1.0	1T	1

RUSHING:		NAJEE HARRIS					DIONTAE JOHNSON					BEN ROETHLISBERGER				
DATE	OPP	NO.	YDS	AVG	LG	TD	NO.	YDS	AVG	LG	TD	NO.	YDS	AVG	LG	TD
09/12	at Buffalo	16	45	2.8	18	0	0	0	0.0	--	0	4	5	1.3	8	0
09/19	Las Vegas	10	38	3.8	14	0	0	0	0.0	--	0	0	0	0.0	--	0
09/26	Cincinnati	14	40	2.9	20	0	ON INACTIVE LIST					1	5	5.0	5	0
10/03	at Green Bay	15	62	4.1	11	1	0	0	0.0	--	0	0	0	0.0	--	0
10/10	Denver	23	122	5.3	20	1	0	0	0.0	--	0	1	-1	-1.0	-1	0
10/17	Seattle	24	81	3.4	10	0	1	25	25.0	25	0	2	-3	-1.5	--	0
10/31	at Cleveland															
11/08	Chicago															
11/14	Detroit															
11/21	at L.A. Chargers															
11/28	at Cincinnati															
12/05	Baltimore															
12/09	at Minnesota															
12/19	Tennessee															
12/26	at Kansas City															
01/03	Cleveland															
01/09	at Baltimore															
TOTALS		102	388	3.8	20	2	1	25	25.0	25	0	8	6	0.8	8	0

RUSHING:		JULIU SMITH-SCHUSTER					BENNY SNELL JR.				
DATE	OPP	NO.	YDS	AVG	LG	TD	NO.	YDS	AVG	LG	TD
09/12	at Buffalo	0	0	0.0	--	0	0	0	0.0	--	0
09/19	Las Vegas	1	3	3.0	3t	1	2	1	0.5	1	0
09/26	Cincinnati	0	0	0.0	--	0	0	0	0.0	--	0
10/03	at Green Bay	0	0	0.0	--	0	1	0	0.0	--	0
10/10	Denver	2	6	3.0	3	0	5	20	4.0	9	0
10/17	Seattle	INJURED RESERVE					0	0	0.0	--	0
10/31	at Cleveland										
11/08	Chicago										
11/14	Detroit										
11/21	at L.A. Chargers										
11/28	at Cincinnati										
12/05	Baltimore										
12/09	at Minnesota										
12/19	Tennessee										
12/26	at Kansas City										
01/03	Cleveland										
01/09	at Baltimore										
TOTALS		3	9	3.0	3T	1	8	21	2.6	9	0

2021 REGULAR SEASON INDIVIDUAL GAME-BY-GAME STATS																
RECEIVING:		CHASE CLAYPOOL					ERIC EBRON					PAT FREIERMUTH				
DATE	OPP.	NO.	YDS	AVG	LG	TD	NO.	YDS	AVG	LG	TD	NO.	YDS	AVG	LG	TD
09/12	at Buffalo	3	45	15.0	22	0	1	19	19.0	19	0	1	24	24.0	24	0
09/19	Las Vegas	3	70	23.3	52	0	0	0	0.0	--	0	4	36	9.0	14	0
09/26	Cincinnati	9	96	10.7	29	0	0	0	0.0	--	0	3	22	7.3	15	1
10/03	at Green Bay	ON INACTIVE LIST					2	8	4.0	4	0	1	11	11.0	11	0
10/10	Denver	5	130	26.0	59	1	2	10	5.0	5	0	2	7	3.5	4	0
10/17	Seattle	2	17	8.5	12	0	2	10	5.0	6	0	7	58	8.3	12	0
10/31	at Cleveland															
11/08	Chicago															
11/14	Detroit															
11/21	at L.A. Chargers															
11/28	at Cincinnati															
12/05	Baltimore															
12/09	at Minnesota															
12/19	Tennessee															
12/26	at Kansas City															
01/03	Cleveland															
01/09	at Baltimore															
TOTALS		22	358	16.3	59	1	7	47	6.7	19	0	18	158	8.8	24	1

RECEIVING:		ZACH GENTRY					NAJEE HARRIS					DIONTAE JOHNSON				
DATE	OPP	NO.	YDS	AVG	LG	TD	NO.	YDS	AVG	LG	TD	NO.	YDS	AVG	LG	TD
09/12	at Buffalo	1	-2	-2.0	-2	0	1	4	4.0	4	0	5	36	7.2	14	1
09/19	Las Vegas	0	0	0.0	--	0	5	43	8.6	25t	1	9	105	11.7	41	0
09/26	Cincinnati	0	0	0.0	--	0	14	102	7.3	21	0	ON INACTIVE LIST				
10/03	at Green Bay	1	10	10.0	10	0	6	29	4.8	9	0	9	92	10.2	45t	1
10/10	Denver	1	13	13.0	13	0	2	20	10.0	14	0	2	72	36.0	50t	1
10/17	Seattle	0	0	0.0	--	0	6	46	7.7	12	1	9	71	7.9	23	0
10/31	at Cleveland															
11/08	Chicago															
11/14	Detroit															
11/21	at L.A. Chargers															
11/28	at Cincinnati															
12/05	Baltimore															
12/09	at Minnesota															
12/19	Tennessee															
12/26	at Kansas City															
01/03	Cleveland															
01/09	at Baltimore															
TOTALS		3	21	7.0	13	0	34	244	7.2	25T	2	34	376	11.1	50T	3

RECEIVING:		RAY-RAY MCCLOUD					JUJU SMITH-SCHUSTER					JAMES WASHINGTON				
DATE	OPP	NO.	YDS	AVG	LG	TD	NO.	YDS	AVG	LG	TD	NO.	YDS	AVG	LG	TD
09/12	at Buffalo	0	0	0.0	--	0	4	52	13.0	24	0	2	10	5.0	9	0
09/19	Las Vegas	0	0	0.0	--	0	6	41	6.8	17	0	0	0	0.0	--	0
09/26	Cincinnati	3	33	11.0	24	0	3	25	8.3	16	0	3	20	6.7	8	0
10/03	at Green Bay	1	2	2.0	2	0	2	11	5.5	9	0	4	69	17.3	30	0
10/10	Denver	1	1	1.0	1	0	0	0	0.0	--	0	ON INACTIVE LIST				
10/17	Seattle	2	18	9.0	15	0	INJURED RESERVE					1	9	9.0	9	0
10/31	at Cleveland															
11/08	Chicago															
11/14	Detroit															
11/21	at L.A. Chargers															
11/28	at Cincinnati															
12/05	Baltimore															
12/09	at Minnesota															
12/19	Tennessee															
12/26	at Kansas City															
01/03	Cleveland															
01/09	at Baltimore															
TOTALS		7	54	7.7	24	0	15	129	8.6	24	0	10	108	10.8	30	0

RECEIVING:		DEREK WATT					CODY WHITE				
DATE	OPP.	NO.	YDS	AVG	LG	TD	NO.	YDS	AVG	LG	TD
09/12	at Buffalo	0	0	0.0	--	0	PRACTICE SQUAD				
09/19	Las Vegas	0	0	0.0	--	0	PRACTICE SQUAD				
09/26	Cincinnati	1	3	3.0	3	0	2	17	8.5	11	0
10/03	at Green Bay	0	0	0.0	--	0	0	0	0.0	--	0
10/10	Denver	0	0	0.0	--	0	0	0	0.0	--	0
10/17	Seattle	0	0	0.0	--	0	0	0	0.0	--	0
10/31	at Cleveland										
11/08	Chicago										
11/14	Detroit										
11/21	at L.A. Chargers										
11/28	at Cincinnati										
12/05	Baltimore										
12/09	at Minnesota										
12/19	Tennessee										
12/26	at Kansas City										
01/03	Cleveland										
01/09	at Baltimore										
TOTALS		1	3	3.0	3	0	2	17	8.5	11	0

2021 REGULAR SEASON INDIVIDUAL DEFENSIVE GAME-BY-GAME STATS																																						
		TYSON ALUALU											ISAIAH BUGGS											DEVIN BUSH														
DATE	OPP.	S	A	TK	TFL	TFLY	SK	SKY	INT	FR	FF	PR	PD	S	A	TK	TFL	TFLY	SK	SKY	INT	FR	FF	PR	PD	S	A	TK	TFL	TFLY	SK	SKY	INT	FR	FF	PR	PD	
09/12	at Buffalo	2	3	5	0	0	0.0	0.0	0	0	0	1	0	0	1	1	0	0	0.0	0	0	0	0	0	0	0	6	4	10	0	0	0.0	0.0	0	0	1	0	0
09/19	Las Vegas	INJURED RESERVE													0	0	0	0	0	0.0	0	0	0	0	ON INACTIVE LIST													
09/26	Cincinnati	INJURED RESERVE													1	2	3	0	0	0.0	0	0	0	0	0	0	2	2	0	0	0.0	0.0	0	0	0	0	0	0
10/03	at Green Bay	INJURED RESERVE													1	1	2	1	1	0.0	0	0	0	0	0	5	1	6	1	6	1.0	6.0	0	0	0	2	0	0
10/10	Denver	INJURED RESERVE													0	1	1	0	0	0.0	0	0	0	0	0	1	0	1	1	12	1.0	12.0	0	0	0	2	0	0
10/17	Seattle	INJURED RESERVE													1	0	1	1	1	0.0	0	0	0	0	0	3	3	6	0	0	0.0	0.0	0	1	0	0	0	0
10/31	at Cleveland																																					
11/08	Chicago																																					
11/14	Detroit																																					
11/21	at L.A. Chargers																																					
11/28	at Cincinnati																																					
12/05	Baltimore																																					
12/09	at Minnesota																																					
12/19	Tennessee																																					
12/26	at Kansas City																																					
01/03	Cleveland																																					
01/09	at Baltimore																																					
TOTALS		2	3	5	0	0	0.0	0.0	0	0	0	1	0	3	5	8	2	2	0.0	0.0	0	0	0	0	15	10	25	2	18	2.0	18.0	0	1	1	4	0		

		CARLOS DAVIS												TERRELL EDMUNDS												MINKAH FITZPATRICK																		
DATE	OPP.	S	A	TK	TFL	TFLY	SK	SKY	INT	FR	FF	PR	PD	S	A	TK	TFL	TFLY	SK	SKY	INT	FR	FF	PR	PD	S	A	TK	TFL	TFLY	SK	SKY	INT	FR	FF	PR	PD							
09/12	at Buffalo	1	0	1	0	0	0.0	0.0	0	0	0	0	0	4	1	5	0	0	0.0	0	0	0	0	0	0	6	4	10	0	0	0.0	0.0	0	0	0	0	0	0						
09/19	Las Vegas	ON INACTIVE LIST												5	1	6	2	2	0.0	0	0	0	0	0	0	4	2	6	0	0	0.0	0.0	0	0	0	0	0	0	0	0	0	0	0	
09/26	Cincinnati	ON INACTIVE LIST												2	3	5	1	0	0.0	0	1	0	0	0	1	3	1	4	0	0	0.0	0.0	0	0	0	0	0	0	0	0	0	0	0	
10/03	at Green Bay	ON INACTIVE LIST												6	1	7	0	0	0.0	0	0	0	0	0	0	6	2	8	0	0	0.0	0.0	0	0	0	0	0	0	0	0	0	0	0	0
10/10	Denver	ON INACTIVE LIST												4	3	7	0	0	0.0	0	0	0	0	0	0	5	5	10	1	1	0.0	0.0	0	0	0	0	0	0	0	0	0	0	0	0
10/17	Seattle	ON INACTIVE LIST												2	1	3	0	0	0.0	0	0	0	0	0	0	7	2	9	0	0	0.0	0.0	0	0	1	0	0	0	0	0	0	0	0	0
10/31	at Cleveland																																											
11/08	Chicago																																											
11/14	Detroit																																											
11/21	at L.A. Chargers																																											
11/28	at Cincinnati																																											
12/05	Baltimore																																											
12/09	at Minnesota																																											
12/19	Tennessee																																											
12/26	at Kansas City																																											
01/03	Cleveland																																											
01/09	at Baltimore																																											
TOTALS		1	0	1	0	0	0.0	0.0	0	0	0	0	0	23	10	33	3	2	0.0	0.0	1	0	0	0	1	31	16	47	1	1	0.0	0.0	0	0	1	0	0							

DATE	OPP	JOE HADEN										CAMERON HEYWARD										ALEX HIGHSMITH	
------	-----	-----------	--	--	--	--	--	--	--	--	--	-----------------	--	--	--	--	--	--	--	--	--	----------------	--

DATE	OPP.	ISAIAHH LOUDERMILK												ARTHUR MAULET												HENRY MONDEAUX												
		S	A	TK	TFL	TFLY	SK	SKY	INT	FR	FF	PR	PD	S	A	TK	TFL	TFLY	SK	SKY	INT	FR	FF	PR	PD	S	A	TK	TFL	TFLY	SK	SKY	INT	FR	FF	PR	PD	
09/12	at Buffalo	ON INACTIVE LIST												1	1	2	0	0	0.0	0	0	0	0	0	0	0	PRACTICE SQUAD											
09/19	Las Vegas	0	1	1	0	0	0.0	0	0	0	0	0	0	0	0	0	0	0.0	0	0	0	0	0	0	0	DID NOT PLAY												
09/26	Cincinnati	1	0	1	0	0	0.0	0	0	0	0	0	0	2	0	2	1	2	0.0	0	0	0	0	0	0	0	0	0	0	0	0.0	0	0	0	0	0	0	0
10/03	at Green Bay	0	0	0	0	0	0.0	0	0	0	0	0	1	3	1	4	2	5	0.0	0	0	0	0	0	0	0	1	1	0	0	0.0	0	0	0	0	0	0	0
10/10	Denver	0	0	0	0	0	0.0	0	0	0	0	0	0	1	1	2	0	0	0.0	0	0	0	0	0	0	1	1	0	1	1	8	1.0	8.0	0	0	0	1	0
10/17	Seattle	1	0	1	0	0	0.0	0	0	0	0	0	0	3	0	3	1	3	0.0	0	0	0	0	0	0	0	0	0	0	0	0.0	0	0	0	0	0	0	0
10/31	at Cleveland																																					
11/08	Chicago																																					
11/14	Detroit																																					
11/21	at L.A. Chargers																																					
11/28	at Cincinnati																																					
12/05	Baltimore																																					
12/09	at Minnesota																																					
12/19	Tennessee																																					
12/26	at Kansas City																																					
01/03	Cleveland																																					
01/09	at Baltimore																																					
TOTALS		2	1	3	0	0	0.0	0.0	0	0	0	0	1	10	3	13	4	10	0.0	0.0	0	0	0	0	1	1	1	2	1	8	1.0	8.0	0	0	0	1	0	

DATE	OPP.	TRE NORWOOD												JAMES PIERRE												JOE SCHOBERT												
		S	A	TK	TFL	TFLY	SK	SKY	INT	FR	FF	PR	PD	S	A	TK	TFL	TFLY	SK	SKY	INT	FR	FF	PR	PD	S	A	TK	TFL	TFLY	SK	SKY	INT	FR	FF	PR	PD	
09/12	at Buffalo	4	1	5	0	0	0	0.0	0.0	0	0	0	0	6	0	6	0	0	0.0	0	0	0	0	0	1	2	4	6	0	0	0.0	0.0	0	0	0	0	0	0
09/19	Las Vegas	1	0	1	0	0	0	0.0	0.0	0	0	0	0	6	0	6	0	0	0.0	0	0	0	0	0	0	6	4	10	0	0	0.0	0.0	0	0	0	0	0	2
09/26	Cincinnati	3	0	3	0	0	0	0.0	0.0	0	0	0	0	0	0	0	0	0	0.0	0	0	0	0	0	1	4	1	5	0	0	0.0	0.0	0	0	0	0	0	0
10/03	at Green Bay	0	0	0	0	0	0.0	0.0	0	0	0	0	0	1	0	1	0	0	0.0	0	0	0	0	0	0	5	3	8	0	0	0.0	0.0	0	0	0	0	1	
10/10	Denver	2	0	2	0	0	0.0	0.0	0	0	0	0	0	6	0	6	0	0	0.0	0	1	0	0	2	3	2	5	0	0	0.0	0.0	0	0	0	0	0	1	
10/17	Seattle	3	0	3	1	4	0.0	0.0	0	0	0	0	1	2	1	3	0	0	0.0	0	0	1	0	0	1	1	1	2	0	0	0.0	0.0	0	0	0	0	0	0
10/31	at Cleveland																																					
11/08	Chicago																																					
11/14	Detroit																																					
11/21	at L.A. Chargers																																					
11/28	at Cincinnati																																					
12/05	Baltimore																																					
12/09	at Minnesota																																					
12/19	Tennessee																																					
12/26	at Kansas City																																					
01/03	Cleveland																																					
01/09	at Baltimore																																					
TOTALS		13	1	14	1	4	0.0	0.0	0	0	0	0	1	21	1	22	0	0	0.0	0.0	1	0	1	0	4	21	15	36	0	0	0.0	0.0	0	0	0	0	0	4

DATE	OPP.	ROBERT SPILLANE											CAMERON SUTTON											T.J. WATT																		
		S	A	TK	TFL	TFLY	SK	SKY	INT	FR	FF	PR	PD	S	A	TK	TFL	TFLY	SK	SKY	INT	FR	FF	PR	PD	S	A	TK	TFL	TFLY	SK	SKY	INT	FR	FF	PR	PD					
09/12	at Buffalo	ON INACTIVE LIST											5	0	5	2	9	0.0	0.0	0	0	0	0	2	3	0	3	1	5	2.0	10.0	0	0	1	5	0						
09/19	Las Vegas	7	3	10	1	2	0.0	0.0	0	0	0	0	0	2	1	3	0	0	0.0	0.0	0	0	0	0	0	3	1	4	0	0	1.0	1.0	0	0	1	1	0					
09/26	Cincinnati	0	0	0	0	0	0.0	0.0	0	0	0	0	0	2	0	2	0	0	0.0	0.0	0	0	0	0	ON INACTIVE LIST																	
10/03	at Green Bay	0	0	0	0	0	0.0	0.0	0	0	0	0	0	1	0	1	0	0	0.0	0.0	0	0	0	1	3	1	4	2	6	2.0	6.0	0	1	0	2	0						
10/10	Denver	1	1	2	0	0	0.0	0.0	0	0	0	0	ON INACTIVE LIST											3	0	3	1	4	0.0	0.0	0	0	2	0								
10/17	Seattle	0	2	2	0	0	0.0	0.0	0	0	0	0	0	2	1	3	0	0	0.0	0.0	0	0	0	0	6	1	7	3	14	2.0	13.0	0	0	1	2	3						
10/31	at Cleveland																																									
11/08	Chicago																																									
11/14	Detroit																																									
11/21	at L.A. Chargers																																									
11/28	at Cincinnati																																									
12/05	Baltimore																																									
12/09	at Minnesota																																									
12/19	Tennessee																																									
12/26	at Kansas City																																									
01/03	Cleveland																																									
01/09	at Baltimore																																									
TOTALS		8	6	14	1	2	0.0	0.0	0	0	0	0	12	2	14	2	9	0.0	0.0	0	0	0	0	3	18	3	21	7	29	7.0	30.0	0	1	3	12	3						

2021 REGULAR SEASON INDIVIDUAL GAME-BY-GAME STATS																
FUMBLE RETURNS:		DEVIN BUSH					CAMERON HEYWARD					T.J. WATT				
DATE	OPP.	NO.	YDS	AVG	LG	TD	NO.	YDS	AVG	LG	TD	NO.	YDS	AVG	LG	TD
09/12	at Buffalo	0		0.0	--	0	1	0	0.0	--	0	0	0	0.0	--	0
09/19	Las Vegas	ON INACTIVE LIST					0	0	0.0	--	0	0	0	0.0	--	0
09/26	Cincinnati	0	0	0.0	--	0	0	0	0.0	--	0	ON INACTIVE LIST				
10/03	at Green Bay	0	0	0.0	--	0	0	0	0.0	--	0	1	0	0.0	--	0
10/10	Denver	0	0	0.0	--	0	0	0	0.0	--	0	0	0	0.0	--	0
10/17	Seattle	1	0	0.0	--	0	0	0	0.0	--	0	0	0	0.0	--	0
10/31	at Cleveland															
11/08	Chicago															
11/14	Detroit															
11/21	at L.A. Chargers															
11/28	at Cincinnati															
12/05	Baltimore															
12/09	at Minnesota															
12/19	Tennessee															
12/26	at Kansas City															
01/03	Cleveland															
01/09	at Baltimore															
TOTALS		1	0	0.0	0	0	1	0	0.0	0	0	1	0	0.0	0	0

2021 REGULAR SEASON INDIVIDUAL GAME-BY-GAME STATS											
INTERCEPTION RETURNS:		TERRELL EDMUNDS					JAMES PIERRE				
DATE	OPP	NO.	YDS	AVG	LG	TD	NO.	YDS	AVG	LG	TD
09/12	at Buffalo	0	0	0.0	--	0	0	0	0.0	--	0
09/19	Las Vegas	0	0	0.0	--	0	0	0	0.0	--	0
09/26	Cincinnati	1	15	15.0	15	0	0	0	0.0	--	0
10/03	at Green Bay	0	0	0.0	--	0	0	0	0.0	--	0
10/10	Denver	0	0	0.0	--	0	1	0	0.0	--	0
10/17	Seattle	0	0	0.0	--	0	0	0	0.0	--	0
10/31	at Cleveland										
11/08	Chicago										
11/14	Detroit										
11/21	at L.A. Chargers										
11/28	at Cincinnati										
12/05	Baltimore										
12/09	at Minnesota										
12/19	Tennessee										
12/26	at Kansas City										
01/03	Cleveland										
01/09	at Baltimore										
TOTALS		1	15	15.0	15	0	1	0	0.0	0	0

2021 REGULAR SEASON INDIVIDUAL SPECIAL TEAMS GAME-BY-GAME STATS													
		ULYSEES GILBERT III			JAMIR JONES			MILES KILLEBREW			CHRISTIAN KUNTZ		
DATE	OPP.	TKL	AST	TOT	TKL	AST	TOT	TKL	AST	TOT	TKL	AST	TOT
09/12	at Buffalo	1	0	1	0	0	0	0	0	0	0	0	0
09/19	Las Vegas	0	0	0	1	0	1	0	0	0	0	0	0
09/26	Cincinnati	0	0	0	1	0	1	0	0	0	0	0	0
10/03	at Green Bay	0	0	0	NOT ON ROSTER			1	1	2	1	0	1
10/10	Denver	0	1	1	NOT ON ROSTER			0	0	0	1	0	1
10/17	Seattle	0	1	1	NOT ON ROSTER			0	1	1	0	0	0
10/31	at Cleveland												
11/08	Chicago												
11/14	Detroit												
11/21	at L.A. Chargers												
11/28	at Cincinnati												
12/05	Baltimore												
12/09	at Minnesota												
12/19	Tennessee												
12/26	at Kansas City												
01/03	Cleveland												
01/09	at Baltimore												
TOTALS		1	2	3	2	0	2	1	2	3	2	0	2

DATE	OPP.	JUSTIN LAYNE			ARTHUR MAULET			TRE NORWOOD			JAMES PIERRE		
		TKL	AST	TOT	TKL	AST	TOT	TKL	AST	TOT	TKL	AST	TOT
09/12	at Buffalo	0	1	1	1	0	1	1	0	1	0	1	1
09/19	Las Vegas	0	1	1	0	0	0	0	0	0	0	1	1
09/26	Cincinnati	1	0	1	0	0	0	0	0	0	1	0	1
10/03	at Green Bay	0	0	0	0	0	0	0	0	0	0	0	0
10/10	Denver	1	0	1	0	0	0	0	0	0	0	0	0
10/17	Seattle	1	0	1	0	0	0	0	0	0	0	1	1
10/31	at Cleveland												
11/08	Chicago												
11/14	Detroit												
11/21	at L.A. Chargers												
11/28	at Cincinnati												
12/05	Baltimore												
12/09	at Minnesota												
12/19	Tennessee												
12/26	at Kansas City												
01/03	Cleveland												
01/09	at Baltimore												
TOTALS		3	2	5	1	0	1	1	0	1	1	3	4

DATE	OPP.	BENNY SNELL JR.			ROBERT SPILLANE			DERREK TUSZKA			DEREK WATT		
		TKL	AST	TOT	TKL	AST	TOT	TKL	AST	TOT	TKL	AST	TOT
09/12	at Buffalo	0	1	1	ON INACTIVE LIST			PRACTICE SQUAD			1	0	1
09/19	Las Vegas	0	0	0	0	2	2	PRACTICE SQUAD			0	0	0
09/26	Cincinnati	0	0	0	0	0	0	PRACTICE SQUAD			1	0	1
10/03	at Green Bay	0	0	0	1	0	1	0	0	0	1	0	1
10/10	Denver	0	0	0	0	0	0	1	0	1	0	1	1
10/17	Seattle	1	0	1	1	0	1	0	0	0	2	0	2
10/31	at Cleveland												
11/08	Chicago												
11/14	Detroit												
11/21	at L.A. Chargers												
11/28	at Cincinnati												
12/05	Baltimore												
12/09	at Minnesota												
12/19	Tennessee												
12/26	at Kansas City												
01/03	Cleveland												
01/09	at Baltimore												
TOTALS		1	1	2	2	2	4	1	0	1	5	1	6

2021 REGULAR SEASON INDIVIDUAL GAME-BY-GAME STATS								
PASSING:		PRESSLEY HARVIN III						
DATE	OPP	NO.	YDS	AVG	TB	IN 20	LG	NET
09/12	at Buffalo	5	207	41.4	0	2	51	41.2
09/19	Las Vegas	4	197	49.3	0	3	59	42.8
09/26	Cincinnati	4	162	40.5	0	1	50	38.3
10/03	at Green Bay	3	102	34.0	0	1	45	34.0
10/10	Denver	2	119	59.5	0	0	63	46.5
10/17	Seattle	7	335	47.9	1	4	58	42.1
10/31	at Cleveland							
11/08	Chicago							
11/14	Detroit							
11/21	at L.A. Chargers							
11/28	at Cincinnati							
12/05	Baltimore							
12/09	at Minnesota							
12/19	Tennessee							
12/26	at Kansas City							
01/03	Cleveland							
01/09	at Baltimore							
TOTALS		25	1,122	44.9	1	11	63	40.8

2021 REGULAR SEASON INDIVIDUAL GAME-BY-GAME STATS											
FIELD GOALS:		CHRIS BOSWELL									
DATE	OPP.	0-19	20-29	30-39	40-49	50+	TOTAL	FGM	FGA	PCT	L6
09/12	at Buffalo	0/0	2/2	0/0	1/1	0/0	3/3	3	3	100.0%	45
09/19	Las Vegas	0/0	0/0	0/0	0/0	1/1	1/1	1	1	100.0%	56
09/26	Cincinnati	0/0	1/1	0/0	0/1	0/0	1/2	1	2	50.0%	26
10/03	at Green Bay	0/0	0/0	0/0	0/0	1/1	1/1	1	1	100.0%	52
10/10	Denver	0/0	0/0	0/0	2/2	0/0	2/2	2	2	100.0%	48
10/17	Seattle	0/0	1/1	1/1	0/0	1/1	3/3	3	3	100.0%	52
10/31	at Cleveland										
11/08	Chicago										
11/14	Detroit										
11/21	at L.A. Chargers										
11/28	at Cincinnati										
12/05	Baltimore										
12/09	at Minnesota										
12/19	Tennessee										
12/26	at Kansas City										
01/03	Cleveland										
01/09	at Baltimore										
TOTALS		0/0	4/4	1/1	3/4	3/3	11/12	11	12	91.7%	56

2021 REGULAR SEASON INDIVIDUAL GAME-BY-GAME STATS						
KICKOFF RETURNS:		RAY-RAY MCCLOUD				
DATE	OPP.	NO.	YDS	AVG	LG	FC
09/12	at Buffalo	0	0	0.0	--	0
09/19	Las Vegas	4	92	23.0	28	0
09/26	Cincinnati	1	22	22.0	22	0
10/03	at Green Bay	3	99	33.0	40	0
10/10	Denver	2	35	17.5	20	0
10/17	Seattle	3	73	24.3	37	0
10/31	at Cleveland					
11/08	Chicago					
11/14	Detroit					
11/21	at L.A. Chargers					
11/28	at Cincinnati					
12/05	Baltimore					
12/09	at Minnesota					
12/19	Tennessee					
12/26	at Kansas City					
01/03	Cleveland					
01/09	at Baltimore					
TOTALS		13	321	24.7	40	0

2021 REGULAR SEASON INDIVIDUAL GAME-BY-GAME STATS						
PUNT RETURNS:		RAY-RAY MCCLOUD				
DATE	OPP.	NO.	YDS	AVG	LG	TD
09/12	at Buffalo	1	5	5.0	5	0
09/19	Las Vegas	2	21	10.5	15	1
09/26	Cincinnati	1	14	14.0	14	2
10/03	at Green Bay	1	14	14.0	14	1
10/10	Denver	1	0	0.0	--	3
10/17	Seattle	4	29	7.3	14	0
10/31	at Cleveland					
11/08	Chicago					
11/14	Detroit					
11/21	at L.A. Chargers					
11/28	at Cincinnati					
12/05	Baltimore					
12/09	at Minnesota					
12/19	Tennessee					
12/26	at Kansas City					
01/03	Cleveland					
01/09	at Baltimore					
TOTALS		10	83	8.3	15	7



WEEK 6
Seattle Seahawks 20, Pittsburgh Steelers 23 (OT)
60,821 🇺🇸 Heinz Field 🇺🇸 Oct 17, 2021



Seattle Seahawks	0	0	14	6	0	—	20
Pittsburgh Steelers	0	14	3	3	3	—	23

SCORING DRIVES

TEAM	QTR	TIME	SCORING PLAY	SEA	PIT
Steelers	2	10:01	N.Harris 5 yd. pass from B.Roethlisberger (C.Boswell kick) (8-54, 4:10)	0	7
Steelers	2	01:04	E.Ebron 1 yd. run (C.Boswell kick) (14-84, 6:59)	0	14
Seahawks	3	09:55	A.Collins 2 yd. run (J.Myers kick) (10-75, 5:05)	7	14
Steelers	3	05:46	C.Boswell 27 yd. Field Goal (9-66, 4:09)	7	17
Seahawks	3	03:02	W.Dissly 1 yd. pass from G.Smith (J.Myers kick) (6-60, 2:44)	14	17
Seahawks	4	12:59	J.Myers 40 yd. Field Goal (8-36, 3:26)	17	17
Steelers	4	01:30	C.Boswell 52 yd. Field Goal (9-40, 3:49)	17	20
Seahawks	4	00:00	J.Myers 43 yd. Field Goal (9-50, 1:30)	20	20
Steelers	OT	02:50	C.Boswell 37 yd. Field Goal (3-3, 1:26)	20	23

SEATTLE SEAHAWKS

PASSING	ATT	CP	YDS	SK/YD	TD	LG	INT	RTG
Geno Smith	32	23	209	5/44	1	41	0	99.6
TOTAL	32	23	209	5/44	1	41	0	99.6

RUSHING	ATT	YDS	AVG	LG	TD
Alex Collins	20	101	5.1	21	1
Travis Homer	2	27	13.5	26	0
DeeJay Dallas	4	17	4.3	10	0
Geno Smith	1	-1	-1.0	-1	0
TOTAL	27	144	5.3	26	1

RECEIVING	NO	YDS	AVG	LG	TD
DK Metcalf	6	58	9.7	14	0
DeeJay Dallas	5	33	6.6	10	0
Gerald Everett	2	40	20.0	41	0
Tyler Lockett	2	35	17.5	21	0
Will Dissly	2	8	4.0	7	1
Freddie Swain	2	-4	-2.0	0	0
Travis Homer	1	27	27.0	27	0
Penny Hart	1	12	12.0	12	0
Phillip Dorsett II	1	3	3.0	3	0
Alex Collins	1	-3	-3.0	-3	0
TOTAL	23	209	9.1	41	1

TOP DEFENSE	TOT	SOLO	AST	SCK	YDS	INT
Bobby Wagner	14	8	6	0.0	0.0	0
Jordyn Brooks	14	7	7	0.0	0.0	0
D.J. Reed	9	7	2	0.0	0.0	0

FIELD GOALS	FGM/FGA	PERCENT	RESULTS
Jason Myers	2-2	100.0	40G, 43G
TOTAL	2-2	100.0	

PITTSBURGH STEELERS

PASSING	ATT	CP	YDS	SK/YD	TD	LG	INT	RTG
Ben Roethlisberger	40	29	229	1/3	1	23	0	94.7
TOTAL	40	29	229	1/3	1	23	0	94.7

RUSHING	ATT	YDS	AVG	LG	TD
Najee Harris	24	81	3.4	10	0
Diontae Johnson	1	25	25.0	25	0
Kalen Ballage	2	15	7.5	11	0
Eric Ebron	1	1	1.0	1t	1
Ben Roethlisberger	2	-3	-1.5	0	0
TOTAL	30	119	4.0	25	1

RECEIVING	NO	YDS	AVG	LG	TD
Diontae Johnson	9	71	7.9	23	0
Pat Freiermuth	7	58	8.3	12	0
Najee Harris	6	46	7.7	12	1
Ray-Ray McCloud	2	18	9.0	15	0
Chase Claypool	2	17	8.5	12	0
Eric Ebron	2	10	5.0	6	0
James Washington	1	9	9.0	9	0
TOTAL	29	229	7.9	23	1

TOP DEFENSE	TOT	SOLO	AST	SCK	YDS	INT
Cameron Heyward	9	6	3	1.0	8.0	0
Minkah Fitzpatrick	9	7	2	0.0	0.0	0
Alex Highsmith	7	2	5	1.5	15.5	0

FIELD GOALS	FGM/FGA	PERCENT	RESULTS
Chris Boswell	3-3	100.0	27G, 52G, 37G
TOTAL	3-3	100.0	

TEAM STATISTICS

SEAHAWKS

STEELERS

First Downs	18	22
3rd-Down Eff. (Made/Att/Pct)	3/12/25%	5/14/36%
4th-Down Eff. (Made/Att/Pct)	0/0/0%	0/0/0%
Total Net Yards	309	345
Total Plays	64	71
Yards Per Play	4.8	4.9
Rushes/Net Yards	27/144	30/119
Net Passing	165	226
Pass Attempts/Completions	32/23	40/29
Had Intercepted	0	0
Sacked/Yards Lost	5/44	1/3
Punts/Average	8/45.5	7/47.9
Penalties/Yards	6/45	5/38
Fumbles/Lost	3/1	1/1
Possession Time	29:37	37:33



WEEK 5
Denver Broncos 19, Pittsburgh Steelers 27
59,841 Heinz Field Oct 10, 2021



Denver Broncos	3	3	0	13	—	19
Pittsburgh Steelers	7	10	7	3	—	27

SCORING DRIVES

TEAM	QTR	TIME	SCORING PLAY	DEN	PIT
Steelers	1	12:02	D.Johnson 50 yd. pass from B.Roethlisberger (C.Boswell kick) (6-85, 2:58)	0	7
Broncos	1	01:43	B.McManus 39 yd. Field Goal (4-8, 2:14)	3	7
Steelers	2	12:42	C.Boswell 48 yd. Field Goal (9-45, 4:01)	3	10
Broncos	2	05:47	B.McManus 29 yd. Field Goal (7-49, 4:17)	6	10
Steelers	2	02:12	N.Harris 1 yd. run (C.Boswell kick) (6-75, 3:35)	6	17
Steelers	3	02:41	C.Claypool 18 yd. pass from B.Roethlisberger (C.Boswell kick) (14-86, 7:16)	6	24
Broncos	4	10:15	K.Hinton 2 yd. pass from T.Bridgewater (B.McManus kick) (14-75, 7:26)	13	24
Broncos	4	05:46	C.Sutton 39 yd. pass from T.Bridgewater (pass failed) (5-72, 1:54)	19	24
Steelers	4	02:29	C.Boswell 43 yd. Field Goal (7-49, 3:17)	19	27

DENVER BRONCOS

PASSING	ATT	CP	YDS	SK/YD	TD	LG	INT	RTG
Teddy Bridgewater	38	24	288	2/20	2	39t	1	92.9
TOTAL	38	24	288	2/20	2	39T	1	92.9

RUSHING	ATT	YDS	AVG	LG	TD
Javonte Williams	8	61	7.6	49	0
Melvin Gordon III	9	34	3.8	8	0
Teddy Bridgewater	1	11	11.0	11	0
TOTAL	18	106	5.9	49	0

RECEIVING	NO	YDS	AVG	LG	TD
Courtland Sutton	7	120	17.1	39t	1
Tim Patrick	7	89	12.7	23	0
Javonte Williams	3	25	8.3	10	0
Noah Fant	3	20	6.7	9	0
Kendall Hinton	2	25	12.5	23	1
Melvin Gordon III	2	9	4.5	6	0
TOTAL	24	288	12.0	39T	2

TOP DEFENSE	TOT	SOLO	AST	SCK	YDS	INT
Alexander Johnson	8	5	3	0.0	0.0	0
Justin Simmons	8	5	3	0.0	0.0	0
Kareem Jackson	7	6	1	0.0	0.0	0

FIELD GOALS	FGM/FGA	PERCENT	RESULTS
Brandon McManus	2-2	100.0	39G, 29G
TOTAL	2-2	100.0	

PITTSBURGH STEELERS

PASSING	ATT	CP	YDS	SK/YD	TD	LG	INT	RTG
Ben Roethlisberger	25	15	253	1/9	2	59	0	120.9
TOTAL	25	15	253	1/9	2	59	0	120.9

RUSHING	ATT	YDS	AVG	LG	TD
Najee Harris	23	122	5.3	20	1
Benny Snell Jr.	5	20	4.0	9	0
JuJu Smith-Schuster	2	6	3.0	3	0
Kalen Ballage	4	0	0.0	3	0
Ben Roethlisberger	1	-1	-1.0	-1	0
TOTAL	35	147	4.2	20	1

RECEIVING	NO	YDS	AVG	LG	TD
Chase Claypool	5	130	26.0	59	1
Diontae Johnson	2	72	36.0	50t	1
Najee Harris	2	20	10.0	14	0
Eric Ebron	2	10	5.0	5	0
Pat Freiermuth	2	7	3.5	4	0
Zach Gentry	1	13	13.0	13	0
Ray-Ray McCloud	1	1	1.0	1	0
TOTAL	15	253	16.9	59	2

TOP DEFENSE	TOT	SOLO	AST	SCK	YDS	INT
Minkah Fitzpatrick	10	5	5	0.0	0.0	0
Terrell Edmunds	7	4	3	0.0	0.0	0
James Pierre	6	6	0	0.0	0.0	1

FIELD GOALS	FGM/FGA	PERCENT	RESULTS
Chris Boswell	2-2	100.0	48G, 43G
TOTAL	2-2	100.0	

TEAM STATISTICS	BRONCOS	STEELERS
First Downs	17	19
3rd-Down Eff. (Made/Att/Pct)	2/12/17%	7/12/58%
4th-Down Eff. (Made/Att/Pct)	3/4/75%	0/0/0%
Total Net Yards	374	391
Total Plays	58	61
Yards Per Play	6.4	6.4
Rushes/Net Yards	18/106	35/147
Net Passing	268	244
Pass Attempts/Completions	38/24	25/15
Had Intercepted	1	0
Sacked/Yards Lost	2/20	1/9
Punts/Average	4/44.0	2/59.5
Penalties/Yards	7/67	8/59
Fumbles/Lost	0/0	1/1
Possession Time	26:58	33:02



17

WEEK 4
Pittsburgh Steelers 17, Green Bay Packers 27
78,281 🇺🇸 Lambeau Field 🇺🇸 Oct 3, 2021



27

Pittsburgh Steelers	7	3	0	7	—	17
Green Bay Packers	0	17	10	0	—	27

SCORING DRIVES

TEAM	QTR	TIME	SCORING PLAY	PIT	GB
Steelers	1	10:04	D.Johnson 45 yd. pass from B.Roethlisberger (C.Boswell kick) (8-75, 4:56)	7	0
Packers	2	13:22	Aa.Rodgers 4 yd. run (M.Crosby kick) (13-64, 4:51)	7	7
Packers	2	10:55	R.Cobb 23 yd. pass from Aa.Rodgers (M.Crosby kick) (4-23, 1:33)	7	14
Steelers	2	05:41	C.Boswell 52 yd. Field Goal (10-41, 5:14)	10	14
Packers	2	00:05	M.Crosby 26 yd. Field Goal (13-76, 5:36)	10	17
Packers	3	09:31	M.Crosby 29 yd. Field Goal (12-64, 5:29)	10	20
Packers	3	04:46	R.Cobb 1 yd. pass from Aa.Rodgers (M.Crosby kick) (4-40, 2:15)	10	27
Steelers	4	04:04	N.Harris 1 yd. run (C.Boswell kick) (8-65, 2:53)	17	27

PITTSBURGH STEELERS

PASSING	ATT	CP	YDS	SK/YD	TD	LG	INT	RTG
Ben Roethlisberger	40	26	232	2/12	1	45t	1	78.3
TOTAL	40	26	232	2/12	1	45T	1	78.3

RUSHING	ATT	YDS	AVG	LG	TD
Najee Harris	15	62	4.1	11	1
Benny Snell Jr.	1	0	0.0	0	0
TOTAL	16	62	3.9	11	1

RECEIVING	NO	YDS	AVG	LG	TD
Diontae Johnson	9	92	10.2	45t	1
Najee Harris	6	29	4.8	9	0
James Washington	4	69	17.3	30	0
JuJu Smith-Schuster	2	11	5.5	9	0
Eric Ebron	2	8	4.0	4	0
Pat Freiermuth	1	11	11.0	11	0
Zach Gentry	1	10	10.0	10	0
Ray-Ray McCloud	1	2	2.0	2	0
TOTAL	26	232	8.9	45T	1

TOP DEFENSE	TOT	SOLO	AST	SCK	YDS	INT
Cameron Heyward	8	5	3	0.0	0.0	0
Joe Schobert	8	5	3	0.0	0.0	0
Minkah Fitzpatrick	8	6	2	0.0	0.0	0

FIELD GOALS	FGM/FGA	PERCENT	RESULTS
Chris Boswell	1-1	100.0	52G
TOTAL	1-1	100.0	

GREEN BAY PACKERS

PASSING	ATT	CP	YDS	SK/YD	TD	LG	INT	RTG
Aaron Rodgers	36	20	248	3/12	2	28	0	95.6
TOTAL	36	20	248	3/12	2	28	0	95.6

RUSHING	ATT	YDS	AVG	LG	TD
AJ Dillon	15	81	5.4	25	0
Aaron Jones	15	48	3.2	15	0
Aaron Rodgers	3	2	0.7	4t	1
TOTAL	33	131	4.0	25	1

RECEIVING	NO	YDS	AVG	LG	TD
Davante Adams	6	64	10.7	21	0
Randall Cobb	5	69	13.8	25	2
Aaron Jones	3	51	17.0	26	0
Allen Lazard	2	33	16.5	28	0
Robert Tonyan	2	8	4.0	6	0
AJ Dillon	1	16	16.0	16	0
Marcedes Lewis	1	7	7.0	7	0
TOTAL	20	248	12.4	28	2

TOP DEFENSE	TOT	SOLO	AST	SCK	YDS	INT
De'Vondre Campbell	9	5	4	0.0	0.0	0
Eric Stokes	8	8	0	0.0	0.0	1
Oren Burks	6	3	3	0.0	0.0	0

FIELD GOALS	FGM/FGA	PERCENT	RESULTS
Mason Crosby	2-2	100.0	26G, 29G
TOTAL	2-2	100.0	

TEAM STATISTICS

STEELERS

PACKERS

First Downs	17	23
3rd-Down Eff. (Made/Att/Pct)	4/11/36%	9/15/60%
4th-Down Eff. (Made/Att/Pct)	0/2/0%	0/1/0%
Total Net Yards	282	367
Total Plays	58	72
Yards Per Play	4.9	5.1
Rushes/Net Yards	16/62	33/131
Net Passing	220	236
Pass Attempts/Completions	40/26	36/20
Had Intercepted	1	0
Sacked/Yards Lost	2/12	3/12
Punts/Average	3/34.0	3/46.0
Penalties/Yards	5/34	3/25
Fumbles/Lost	1/1	1/1
Possession Time	25:19	34:41



WEEK 3
Cincinnati Bengals 24, Pittsburgh Steelers 10
58,076 🇺🇸 Heinz Field 🇺🇸 Sep 26, 2021



Cincinnati Bengals	7	7	10	0	—	24
Pittsburgh Steelers	0	7	0	3	—	10

SCORING DRIVES

TEAM	QTR	TIME	SCORING PLAY	CIN	PIT
Bengals	1	02:54	T.Boyd 17 yd. pass from J.Burrow (E.McPherson kick) (6-42, 3:51)	7	0
Steelers	2	01:04	P.Freiermuth 4 yd. pass from B.Roethlisberger (C.Boswell kick) (15-86, 8:32)	7	7
Bengals	2	00:37	J.Chase 34 yd. pass from J.Burrow (E.McPherson kick) (3-75, 0:27)	14	7
Bengals	3	08:47	E.McPherson 43 yd. Field Goal (10-55, 6:13)	17	7
Bengals	3	06:18	J.Chase 9 yd. pass from J.Burrow (E.McPherson kick) (3-19, 1:33)	24	7
Steelers	4	08:09	C.Boswell 26 yd. Field Goal (18-88, 9:03)	24	10

CINCINNATI BENGALS

PASSING	ATT	CP	YDS	SK/YD	TD	LG	INT	RTG
Joe Burrow	18	14	172	0/0	3	34t	1	122.9
TOTAL	18	14	172	0/0	3	34T	1	122.9

RUSHING	ATT	YDS	AVG	LG	TD
Joe Mixon	18	90	5.0	27	0
Joe Burrow	5	7	1.4	8	0
Samaje Perine	1	-1	-1.0	-1	0
TOTAL	24	96	4.0	27	0

RECEIVING	NO	YDS	AVG	LG	TD
Ja'Marr Chase	4	65	16.3	34t	2
Tyler Boyd	4	36	9.0	17t	1
Chris Evans	2	26	13.0	14	0
Mike Thomas	1	19	19.0	19	0
Auden Tate	1	14	14.0	14	0
Samaje Perine	1	8	8.0	8	0
Joe Mixon	1	4	4.0	4	0
TOTAL	14	172	12.3	34T	3

TOP DEFENSE	TOT	SOLO	AST	SCK	YDS	INT
Logan Wilson	14	6	8	0.0	0.0	2
Jessie Bates III	9	6	3	0.0	0.0	0
Eli Apple	8	4	4	0.0	0.0	0

FIELD GOALS	FGM/FGA	PERCENT	RESULTS
Evan McPherson	1-1	100.0	43G
TOTAL	1-1	100.0	

PITTSBURGH STEELERS

PASSING	ATT	CP	YDS	SK/YD	TD	LG	INT	RTG
Ben Roethlisberger	58	38	318	4/21	1	29	2	70.9
TOTAL	58	38	318	4/21	1	29	2	70.9

RUSHING	ATT	YDS	AVG	LG	TD
Najee Harris	14	40	2.9	20	0
Ben Roethlisberger	1	5	5.0	5	0
TOTAL	15	45	3.0	20	0

RECEIVING	NO	YDS	AVG	LG	TD
Najee Harris	14	102	7.3	21	0
Chase Claypool	9	96	10.7	29	0
Ray-Ray McCloud	3	33	11.0	24	0
JuJu Smith-Schuster	3	25	8.3	16	0
Pat Freiermuth	3	22	7.3	15	1
James Washington	3	20	6.7	8	0
Cody White	2	17	8.5	11	0
Derek Watt	1	3	3.0	3	0
TOTAL	38	318	8.4	29	1

TOP DEFENSE	TOT	SOLO	AST	SCK	YDS	INT
Cameron Heyward	5	1	4	0.0	0.0	0
Joe Schobert	5	4	1	0.0	0.0	0
Terrell Edmunds	5	2	3	0.0	0.0	1

FIELD GOALS	FGM/FGA	PERCENT	RESULTS
Chris Boswell	1-2	50.0	42WL, 26G
TOTAL	1-2	50.0	

TEAM STATISTICS

BENGALS

STEELERS

First Downs	12	21
3rd-Down Eff. (Made/Att/Pct)	3/9/33%	9/19/47%
4th-Down Eff. (Made/Att/Pct)	0/0/0%	0/2/0%
Total Net Yards	268	342
Total Plays	42	77
Yards Per Play	6.4	4.4
Rushes/Net Yards	24/96	15/45
Net Passing	172	297
Pass Attempts/Completions	18/14	58/38
Had Intercepted	1	2
Sacked/Yards Lost	0/0	4/21
Punts/Average	5/48.2	4/40.5
Penalties/Yards	10/89	10/73
Fumbles/Lost	0/0	1/0
Possession Time	24:38	35:22



26

WEEK 2
Las Vegas Raiders 26, Pittsburgh Steelers 17
63,707 🇺🇸 Heinz Field 🇺🇸 Sep 19, 2021



17

Las Vegas Raiders	3	6	7	10	—	26
Pittsburgh Steelers	0	7	0	10	—	17

SCORING DRIVES

TEAM	QTR	TIME	SCORING PLAY	LV	PIT
Raiders	1	03:10	D.Carlson 46 yd. Field Goal (5-12, 2:34)	3	0
Raiders	2	09:34	D.Carlson 33 yd. Field Goal (8-47, 3:58)	6	0
Steelers	2	06:25	J.Smith-Schuster 3 yd. run (C.Boswell kick) (7-75, 3:09)	6	7
Raiders	2	00:02	D.Carlson 41 yd. Field Goal (13-53, 6:23)	9	7
Raiders	3	05:02	F.Moreau 9 yd. pass from D.Carr (D.Carlson kick) (7-82, 4:09)	16	7
Steelers	4	11:15	N.Harris 25 yd. pass from B.Roethlisberger (C.Boswell kick) (5-80, 1:41)	16	14
Raiders	4	09:35	H.Ruggs 61 yd. pass from D.Carr (D.Carlson kick) (5-75, 1:40)	23	14
Steelers	4	03:42	C.Boswell 56 yd. Field Goal (8-30, 2:09)	23	17
Raiders	4	00:20	D.Carlson 45 yd. Field Goal (7-46, 3:22)	26	17

LAS VEGAS RAIDERS

PASSING	ATT	CP	YDS	SK/YD	TD	LG	INT	RTG
Derek Carr	37	28	382	2/9	2	61T	0	126.2
TOTAL	37	28	382	2/9	2	61T	0	126.2

RUSHING	ATT	YDS	AVG	LG	TD
Peyton Barber	13	32	2.5	13	0
Kenyan Drake	7	9	1.3	5	0
Derek Carr	4	9	2.3	5	0
Henry Ruggs III	1	2	2.0	2	0
TOTAL	25	52	2.1	13	0

RECEIVING	NO	YDS	AVG	LG	TD
Henry Ruggs III	5	113	22.6	61T	1
Darren Waller	5	65	13.0	25	0
Hunter Renfrow	5	57	11.4	23	0
Kenyan Drake	5	46	9.2	13	0
Bryan Edwards	3	40	13.3	18	0
Foster Moreau	2	34	17.0	25	1
Derek Carrier	2	13	6.5	9	0
Willie Snead IV	1	14	14.0	14	0
TOTAL	28	382	13.6	61T	2

TOP DEFENSE	TOT	SOLO	AST	SCK	YDS	INT
Denzel Perryman	12	6	6	0.0	0.0	0
Johnathan Abram	7	5	2	0.0	0.0	0
Trayvon Mullen Jr.	7	6	1	0.0	0.0	1

FIELD GOALS	FGM/FGA PERCENT	RESULTS
Daniel Carlson	4-4 100.0	46G, 33G, 41G, 45G
TOTAL	4-4 100.0	

PITTSBURGH STEELERS

PASSING	ATT	CP	YDS	SK/YD	TD	LG	INT	RTG
Ben Roethlisberger	40	27	295	2/3	1	52	1	87.0
TOTAL	40	27	295	2/3	1	52	1	87.0

RUSHING	ATT	YDS	AVG	LG	TD
Najee Harris	10	38	3.8	14	0
JuJu Smith-Schuster	1	3	3.0	3t	1
Benny Snell Jr.	2	1	0.5	1	0
Chase Claypool	1	-3	-3.0	-3	0
TOTAL	14	39	2.8	14	1

RECEIVING	NO	YDS	AVG	LG	TD
Diontae Johnson	9	105	11.7	41	0
JuJu Smith-Schuster	6	41	6.8	17	0
Najee Harris	5	43	8.6	25t	1
Pat Freiermuth	4	36	9.0	14	0
Chase Claypool	3	70	23.3	52	0
TOTAL	27	295	10.9	52	1

TOP DEFENSE	TOT	SOLO	AST	SCK	YDS	INT
Joe Schobert	10	6	4	0.0	0.0	0
Robert Spillane	10	7	3	0.0	0.0	0
Cameron Heyward	7	4	3	0.0	0.0	0

FIELD GOALS	FGM/FGA	PERCENT	RESULTS
Chris Boswell	1-1	100.0	56G
TOTAL	1-1	100.0	

TEAM STATISTICS

RAIDERS

STEELERS

First Downs	22	17
3rd-Down Eff. (Made/Att/Pct)	5/13/38%	5/12/42%
4th-Down Eff. (Made/Att/Pct)	1/1/100%	0/1/0%
Total Net Yards	425	331
Total Plays	64	56
Yards Per Play	6.6	5.9
Rushes/Net Yards	25/52	14/39
Net Passing	373	292
Pass Attempts/Completions	37/28	40/27
Had Intercepted	0	1
Sacked/Yards Lost	2/9	2/3
Punts/Average	4/47.5	4/49.3
Penalties/Yards	5/40	5/43
Fumbles/Lost	2/0	1/0
Possession Time	34:22	25:38



WEEK 1
Pittsburgh Steelers 23, Buffalo Bills 16
69,787 Highmark Stadium Sep 12, 2021



Pittsburgh Steelers	0	0	6	17	—	23
Buffalo Bills	3	7	0	6	—	16

SCORING DRIVES

TEAM	QTR	TIME	SCORING PLAY	PIT	BUF
Bills	1	13:30	T.Bass 37 yd. Field Goal (4-5, 1:30)	0	3
Bills	2	00:22	G.Davis 3 yd. pass from J.Allen (T.Bass kick) (13-91, 5:39)	0	10
Steelers	3	10:23	C.Boswell 24 yd. Field Goal (10-69, 4:37)	3	10
Steelers	3	01:47	C.Boswell 20 yd. Field Goal (11-62, 4:01)	6	10
Steelers	4	11:19	D.Johnson 5 yd. pass from B.Roethlisberger (C.Boswell kick) (4-52, 2:23)	13	10
Steelers	4	09:45	U.Gilbert 9 yd. return of blocked punt (C.Boswell kick)	20	10
Bills	4	05:23	T.Bass 25 yd. Field Goal (9-67, 4:22)	20	13
Steelers	4	02:42	C.Boswell 45 yd. Field Goal (9-48, 2:41)	23	13
Bills	4	00:46	T.Bass 42 yd. Field Goal (10-40, 1:56)	23	16

PITTSBURGH STEELERS

PASSING	ATT	CP	YDS	SK/YD	TD	LG	INT	RTG
Ben Roethlisberger	32	18	188	2/11	1	24	0	83.9
TOTAL	32	18	188	2/11	1	24	0	83.9

RUSHING	ATT	YDS	AVG	LG	TD
Najee Harris	16	45	2.8	18	0
Chase Claypool	1	25	25.0	25	0
Ben Roethlisberger	4	5	1.3	8	0
TOTAL	21	75	3.6	25	0

RECEIVING	NO	YDS	AVG	LG	TD
Diontae Johnson	5	36	7.2	14	1
JuJu Smith-Schuster	4	52	13.0	24	0
Chase Claypool	3	45	15.0	22	0
James Washington	2	10	5.0	9	0
Pat Freiermuth	1	24	24.0	24	0
Eric Ebron	1	19	19.0	19	0
Najee Harris	1	4	4.0	4	0
Zach Gentry	1	-2	-2.0	-2	0
TOTAL	18	188	10.4	24	1

TOP DEFENSE	TOT	SOLO	AST	SCK	YDS	INT
Devin Bush	10	6	4	0.0	0.0	0
Minkah Fitzpatrick	10	6	4	0.0	0.0	0
James Pierre	6	6	0	0.0	0.0	0

FIELD GOALS	FGM/FGA	PERCENT	RESULTS
Chris Boswell	3-3	100.0	24G, 20G, 45G
TOTAL	3-3	100.0	

BUFFALO BILLS

PASSING	ATT	CP	YDS	SK/YD	TD	LG	INT	RTG
Josh Allen	51	30	270	3/16	1	37	0	79.7
TOTAL	51	30	270	3/16	1	37	0	79.7

RUSHING	ATT	YDS	AVG	LG	TD
Devin Singletary	11	72	6.5	25	0
Josh Allen	9	44	4.9	11	0
Matt Breida	4	4	1.0	7	0
Isaiah McKenzie	1	-3	-3.0	-3	0
TOTAL	25	117	4.7	25	0

RECEIVING	NO	YDS	AVG	LG	TD
Stefon Diggs	9	69	7.7	13	0
Cole Beasley	8	60	7.5	12	0
Emmanuel Sanders	4	52	13.0	16	0
Dawson Knox	4	41	10.3	13	0
Devin Singletary	3	8	2.7	5	0
Gabriel Davis	2	40	20.0	37	1
TOTAL	30	270	9.0	37	1

TOP DEFENSE	TOT	SOLO	AST	SCK	YDS	INT
Taron Johnson	7	7	0	0.0	0.0	0
Jordan Poyer	6	5	1	1.0	10.0	0
Micah Hyde	6	5	1	0.0	0.0	0

FIELD GOALS	FGM/FGA	PERCENT	RESULTS
Tyler Bass	3-3	100.0	37G, 25G, 42G
TOTAL	3-3	100.0	

TEAM STATISTICS	STEELERS	BILLS
First Downs	16	22
3rd-Down Eff. (Made/Att/Pct)	4/12/33%	8/18/44%
4th-Down Eff. (Made/Att/Pct)	0/0/0%	1/3/33%
Total Net Yards	252	371
Total Plays	55	79
Yards Per Play	4.6	4.7
Rushes/Net Yards	21/75	25/117
Net Passing	177	254
Pass Attempts/Completions	32/18	51/30
Had Intercepted	0	0
Sacked/Yards Lost	2/11	3/16
Punts/Average	5/41.4	4/34.3
Penalties/Yards	5/32	8/81
Fumbles/Lost	1/0	4/1
Possession Time	26:43	33:17

THE LAST TIME THE STEELERS/OPPONENT...

Overtime Game Won

By Steelers – Pittsburgh 23, Seattle 20, 10/17/21
By Opponent – Chicago 23, Pittsburgh 17, 9/24/17

Tie Game

Home – Pittsburgh 34, Atlanta 34, 11/10/02
Away – Pittsburgh 21, at Cleveland 21, 9/9/18

Shutout

By Steelers – Pittsburgh 27, St. Louis 0, 12/24/11
By Opponent – Jacksonville 9, Pittsburgh 0, 9/18/06

Kickoff Returned for a TD

By Steelers – **JuJu Smith Schuster** (96 yards) vs. Cleveland, 12/31/17
By Opponent – Jacoby Jones (108 yards) vs. Baltimore, 11/2/14

Punt Returned for a TD

By Steelers – **Diontae Johnson** (85 yards) vs. Arizona, 12/8/19
By Opponent – Desmond King II vs. LA Chargers, 12/12/18

Intercepted Pass Returned for a TD

By Steelers – **Joe Haden** (14 yards) vs. Baltimore, 12/2/20
By Opponent – Taron Johnson (51 yards) at Buffalo, 12/13/20

Fumble Returned for a TD

By Steelers – **Minkah Fitzpatrick** (43 yards) vs. L.A. Rams, 11/10/19
By Opponent – Jordan Richards (0 yards) at Baltimore Ravens, 12/29/19

Blocked Punt

By Steelers – **Miles Killebrew** at Buffalo, 9/12/21
By Opponent – Javorius Allen at Baltimore, 11/6/16

Blocked Punt for a TD

By Steelers – **Ulysees Gilbert III** (8 yards) at Buffalo, 9/12/21
By Opponent – Chris Moore (14 yards) at Baltimore, 11/6/16

Blocked Field Goal

By Steelers – J.J. Fort at New Orleans, 12/23/18
By Opponent – Justin Simmons at Denver, 11/25/18

Blocked Field Goal for a TD

By Steelers – Bob O'Neill (73 yards) vs. Chicago Cards, 10/13/57
By Opponent – Chris Moore (14 yards) at Baltimore, 11/6/16

Blocked PAT

By Steelers – **Cameron Heyward** vs. Indianapolis, 11/3/19
By Opponent – Tyrone Crawford at Dallas, 11/8/20

Safety Scored

By Steelers – vs. Denver (Sam Martin tackled in endzone by **Derek Watt**), 9/20/20
By Opponent – at Baltimore Ravens (Devin Hodges called for intentional grounding in the endzone), 12/29/19



Minkah Fitzpatrick Intercepted Pass for a TD 10/7/18 vs. Atlanta

Two 100-Yard Rushers in Same Game

By Steelers – at Carolina (Le'Veon Bell 147, LeGarrette Blount 118), 9/21/14
By Opponent – None

200 Yards Rushing

By Steelers – Le'Veon Bell (236 yards) at Buffalo, 12/11/16
By Opponent – Jay Ajayi (204 yards) at Miami, 10/16/16

300 Yards Passing

By Steelers – **Ben Roethlisberger** (315 yards) vs. Cincinnati, 9/26/21
By Opponent – Drew Brees (326 yards) at New Orleans, 12/23/18

400 Yards Passing

By Steelers – **Ben Roethlisberger** (402 yards) at Denver, 11/25/18
By Opponent – Ryan Fitzpatrick (411 yards) at Tampa Bay, 9/24/18

500 Yards Passing

By Steelers – **Ben Roethlisberger** (506 yards) vs. Baltimore, 12/10/17
By Opponent – None

200 Yards Receiving

By Steelers – Markus Wheaton (201 yards) at Seattle, 11/29/15
By Opponent – A.J. Green (224 yards) at Cincinnati, 12/7/14

Four TD Passes

By Steelers – **Ben Roethlisberger** vs. Cincinnati, 11/15/20
By Opponent – Derek Carr vs. Oakland, 11/8/15

Five TD Passes

By Steelers – **Ben Roethlisberger** vs. Carolina, 11/8/18
By Opponent – Russell Wilson at Seattle, 11/29/15

Six TD Passes

By Steelers – **Ben Roethlisberger** vs. Baltimore, 11/2/14
By Opponent – Patrick Mahomes vs. Kansas City, 9/16/18

Three TD Receptions

By Steelers – Chase Claypool vs. Philadelphia, 10/11/20
By Opponent – Doug Baldwin at Seattle, 11/29/15

Four TD Receptions

By Steelers – Roy Jefferson vs. Atlanta, 11/3/68
By Opponent – Don Beebe at Buffalo, 9/8/91

Three TDs Rushing

By Steelers – Le'Veon Bell at Buffalo, 12/11/16
By Opponent – Arlen Harris vs. St. Louis, 10/26/03

Four Field Goals

By Steelers – **Chris Boswell** vs. Indianapolis, 11/3/19
By Opponent – Justin Tucker vs. Baltimore, 9/30/18

Five Field Goals

By Steelers – **Chris Boswell** at Cincinnati, 10/22/17
By Opponent – Matt Prater at Detroit, 10/29/17

Six Field Goals

By Steelers – **Chris Boswell** at Cincinnati, 12/18/16
By Opponent – Todd Peterson vs. Seattle, 9/26/99

Three Interceptions

By Steelers – Darren Perry at Cleveland, 9/11/94
By Opponent – Dick Anderson (4) at Miami, 12/3/73

Four Interceptions

By Steelers – Jack Butler vs. Washington, 12/13/53
By Opponent – Dick Anderson at Miami, 12/3/73

THE LAST TIME THE STEELERS/OPPONENT...	
Three Sacks	By Steelers – T.J. Watt vs. Atlanta, 10/17/18 By Opponent – Terrell Suggs at Baltimore, 9/11/11
Four Sacks	By Steelers – Joey Porter at Tampa Bay, 10/21/01 By Opponent – Alfred Williams vs. Cincinnati, 10/16/94
Five Sacks	By Steelers – Joe Greene at Houston, 12/10/72 By Opponent – None
Gained 500 Yards of Total Offense	By Steelers – 527 (75 rushing, 452 passing) at Denver, 11/25/18 By Opponent – 610 (197 rushing, 413 passing) at New England, 11/3/13
Limited Team to Under 100 Yards of Total Offense	By Steelers – 98 (81 rushing, 17 passing), 10/29/06 at Oakland By Opponent – 53 (36 rushing, 17 passing), 9/10/89 vs. Cleveland
Three Interceptions (TEAM)	By Steelers – at Arizona, 12/8/19 By Opponent – at Tennessee, 10/25/20
Four Interceptions (TEAM)	By Steelers – at Jacksonville, 11/22/20 By Opponent – vs. Buffalo, 12/15/19
Five Interceptions (TEAM)	By Steelers: 12/5/93 vs. New England By Opponent: 10/8/17 vs. Jacksonville
Five Takeaways (TEAM)	By Steelers – (5) at San Francisco (2 INT, 3 FUM), 9/22/19 By Opponent – (5) vs. Buffalo (4 INT, 1 FUM), 12/15/19
Six Takeaways (TEAM)	By Steelers – (7) at Tennessee (3 INT, 4 FUM), 9/19/10 By Opponent – (6) at Cleveland (4 INT, 2 FUM), 9/9/18
Two 100-Yard Receivers in Same Game	By Steelers – at New Orleans (Brown 185, Smith-Schuster 115), 12/23/18 By Opponent – vs. Kansas City (Kelce 109, Watkins 100), 9/16/18
100 Yards Rushing	By Steelers – vs. Seattle (30-119), 10/17/21 By Opponent – vs. Seattle (27-144), 10/17/21
200 Yards Rushing	By Steelers: at Buffalo (42-240), 12/11/16 By Opponent: at Baltimore (47-265), 11/1/20
100-Yard Rusher and 100-Yard Receiver	By Steelers – vs. Denver (Harris 122, Claypool 130), 11/28/19 By Opponent – at Baltimore (Dobbins 113, Snead 106), 11/1/20
100-Yard Rusher and Two 100-Yard Receivers	By Steelers – at Cincinnati (Conner 111, Smith-Schuster 111 , Brown 105), 10/7/18 By Opponent – at New England (Ridley 115, Gronkowski 143, Dobson 130), 11/3/13
100-Yard Rusher, 300-Yard Passer and 100-Yard Receiver	By Steelers – at Cleveland (Conner 135, Roethlisberger 335, Smith-Schuster 119), 9/9/18 By Opponent – vs. Dallas (Elliott 114, Prescott 319, Bryant 116), 11/13/16
100-Yard Rusher, 300-Yard Passer and Two 100-Yard Receivers	By Steelers – at Cincinnati (Conner 111, Smith-Schuster 111 , Brown 105, Roethlisberger 369), 10/14/18 By Opponent – at New England (Ridley 115, Brady 432, Gronkowski 143, Dobson 130), 11/3/13
100-Yard Rusher and 300-Yard Passer	By Steelers – vs. Indianapolis (D. Williams 134, Roethlisberger 364), 12/6/15 By Opponent – at New England (Ridley 115, Brady 432), 11/3/13
100-Yard Receiver and 300-Yard Passer	By Steelers – vs. Cincinnati (Harris 116, Roethlisberger 318), 9/26/21 By Opponent – vs. Las Vegas (Ruggs 113, Carr 382), 9/19/21
Two 100-Yard Receivers and 300-Yard Passer	By Steelers – at New Orleans (Brown 185, Smith-Schuster 115, Roethlisberger 462), 12/23/18 By Opponent – vs. Kansas City (Kelce 109, Watkins 100, Mahomes 326), 9/16/18
100-Yard Rusher, 100-Yard Receiver, 200-Yard Receiver and 400-Yard Passer	By Steelers: vs. Atlanta (Zereoue 123, Burress 253, Ward 139, Maddox 473), 11/10/02 By Opponent – None
100-Yard Rusher, Two 100-Yard Receivers and 400-Yard Passer	By Steelers: vs. Atlanta (Zereoue 123, Burress 253, Ward 139, Maddox 473), 11/10/02 By Opponent: at New England (Ridley 115, Gronkowski 143, Dobson 130, Brady 432), 11/3/13
Three 100-Yard Receivers and 300-Yard Passer	By Steelers: vs. Chicago Cardinals (Orr 205, McClair 139, Tracy 106, Layne 409), 12/13/58 By Opponent – at St. Louis (D. Williams 114, Conrad 133, Smith 105, Hart 353), 11/10/68
Three Rushing Touchdowns	By Steelers – vs. Cleveland (Connor 1, Claypool 1, Snell 1), 10/18/20 By Opponent – at New Orleans (Kamara 2, Ingram 1), 12/23/18
Four Rushing Touchdowns	By Steelers – Detroit (Bettis 3, Roethlisberger 1), 1/1/06 By Opponent – at San Diego (McGee 2, Anderson 1, Spencer 1), 12/8/85
Five Rushing Touchdowns	By Steelers – at Kansas City (Bettis 2, Stewart 2, Pegram 1), 11/3/96 By Opponent – at Cleveland (Hanulak 3, Morrison 1, Reynolds 1), 12/12/54
Three Touchdown Passes	By Steelers – vs. Indianapolis (Roethlisberger 3), 12/27/20 By Opponent – at Tampa Bay (Fitzpatrick 3), 9/29/18
Four Touchdown Passes	By Steelers – vs. Cincinnati (Roethlisberger 4), 11/15/20 By Opponent – at Oakland (Carr 4), 11/18/15
Five Touchdown Passes	By Steelers – vs. Carolina (Roethlisberger 5), 11/8/18 By Opponent – at Seattle (Wilson 5), 11/29/15
Six Touchdown Passes	By Steelers – vs. Baltimore (Roethlisberger 6), 11/2/14 By Opponent – vs. Kansas City (Mahomes 6), 9/16/18

THE LAST TIME THE STEELERS/OPPONENT...

Six Sacks

By Steelers – at Jacksonville (6-40), 11/18/18
By Opponent – vs. Baltimore (6-34), 11/20/05

Seven or more Sacks

By Steelers – vs. Denver Broncos (7-61), 9/20/20
By Opponent – at Cleveland (8-60), 12/20/09

Two Opponent Fumble Recoveries

By Steelers – vs. Cincinnati (B. Snell 1, S. Nelson 1), 11/15/20
By Opponent – at New Orleans (Okafor 1, Davis 1), 12/23/18

Three Opponent Fumble Recoveries

By Steelers – at San Francisco (**D. Bush 2, T. Watt 1**), 9/22/19
By Opponent – at Cleveland (Schobert 2, Peppers 1), 9/9/18

Shutout on Road

By Steelers – at Cleveland (41-0), 12/24/05
By Opponent – at Baltimore (0-27), 11/26/06

Shutout at Home

By Steelers – vs. St. Louis (27-0), 12/24/11
By Opponent – vs. Baltimore (0-16), 9/3/00

Overtime Win away from Pittsburgh

By Steelers – at Buffalo (19-16), 11/28/10
By Opponent – at Dallas (27-24), 12/16/12

Overtime Win in Pittsburgh

By Steelers – vs. Seattle (23-20), 10/17/21
By Opponent – vs. Baltimore (23-20), 10/1/15

40 Points

By Steelers – vs. Atlanta (41-17), 10/17/18
By Opponent – vs. Kansas city (42-37), 9/16/18

50 Points

By Steelers – vs. Carolina (52-21), 11/8/18
By Opponent – at New England (55-31), 11/3/13

Two-Point Conversion

By Steelers – at Buffalo (Roethlisberger - Ebron pass), 12/13/20
By Opponent – vs. Denver (Driskel-Fant pass), 9/20/20

Missed Point-After-Touchdown Attempt

By Steelers – vs. Baltimore (**Chris Boswell** missed kick), 12/2/20
By Opponent – at Buffalo (Tyler Bass missed wide right), 12/13/20